



# 7<sup>th</sup> Population and Housing Census

## First Digital Census of Pakistan

Largest Digitization Exercise of South Asia




@pbsofficialpak

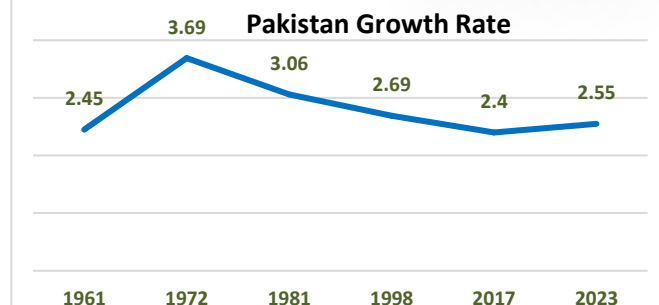
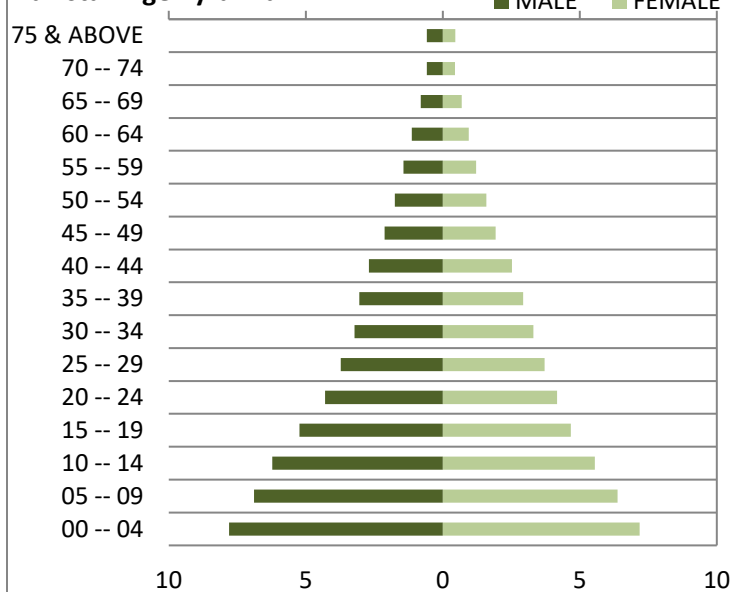
Pakistan Bureau of Statistics, Mauve Area, G-9/1, Islamabad



### Pakistan Demographic Profile

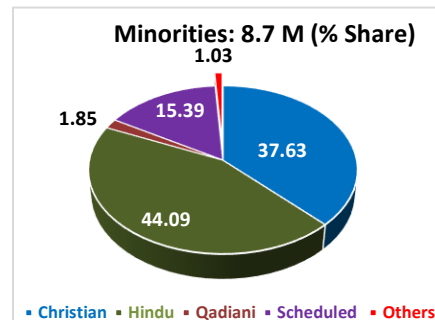
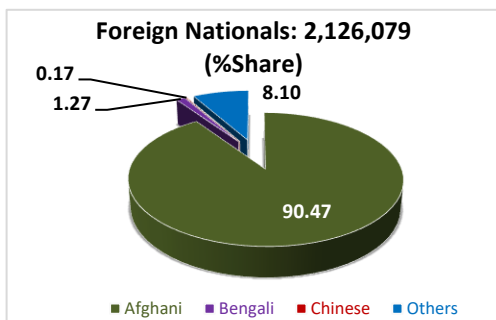
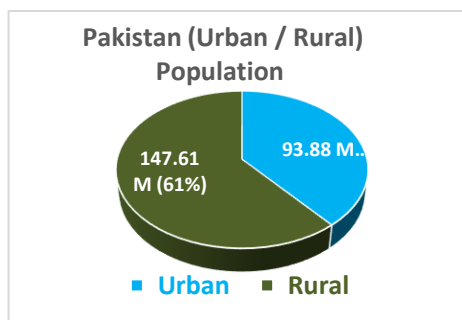


### Pakistan Age Pyramid




The current growth rate is highest in the region and in the world. Ranking in terms of Population Growth Rate, Pakistan Stands at 191, only 27 countries mostly of Sub Saharan Africa have growth rates higher than Pakistan. It is pertinent to mention here that if this population growth rate persists, Population of Pakistan will be doubled by 2050.

AGE GROUPS	TOTAL	MALE	FEMALE
Less than 5 Years	36.47 M (15%)	18.74 M	17.73 M
05-16 Years	71.27 M (30%)	36.88 M	34.39 M
18 Years & Above	127.98 M (53%)	65.74 M	65.24 M
15-29 Years	62.59 M (26%)	31.86 M	30.73 M
Less than 40 Years	190.25 M (79%)	97.19 M	93.05 M



### Population of Four Provinces and Islamabad





# 7<sup>th</sup> Population and Housing Census

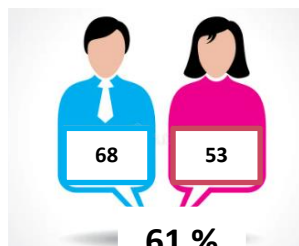
## First Digital Census of Pakistan



### Literacy 10 Years & Above

### Out of School (5-16) Years

### Disability




171.71 M  
Population  
10 Years &  
Above



71.27 M Population  
(5-16 Years)

25.37 M (35.60%)  
are Out of School




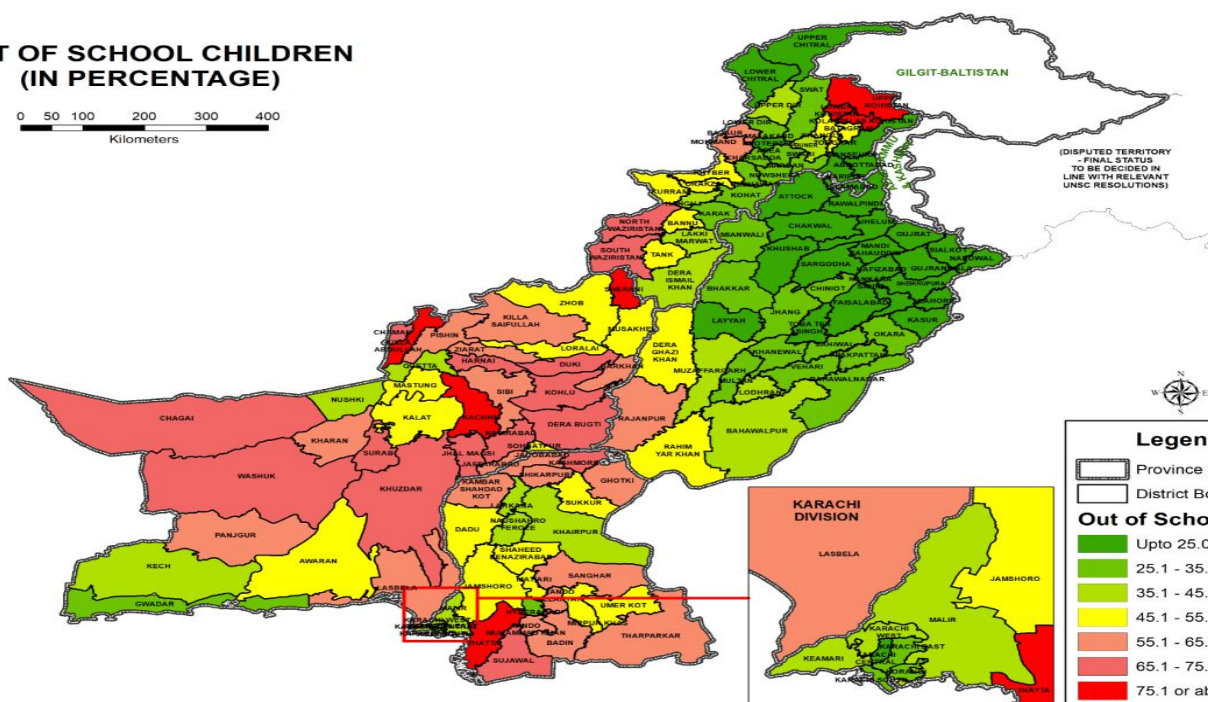
3.10 %

3.30 %

2.88 %

104.15 M Literate Population

### OUT OF SCHOOL CHILDREN (IN PERCENTAGE)



### Main Fuel used for Cooking

### Main Source used for Lighting

Cooking Fuel	Households	%
Fire Wood	20,188,669	52.72
Sui Gas/LPG/LNG	16,094,362	42.03
Kerosene Oil	45,166	0.12
Electricity	43,824	0.11
Bio Gas	43,796	0.11
Animal Dung	1,484,558	3.88
Others	392,181	1.02

	Electricity	84.03 %
	Solar Panel	7.74 %
	Kerosene	1.23 %
	Gas Lamp	0.01 %
	Generator	0.14 %
	Others	6.85 %

### Drinking Water (In Percentage)

