


# 7<sup>th</sup> Population & Housing Census 2023

“FIRST EVER DIGITAL CENSUS”

## ENERGY SOURCE FOR LIGHTNING



**ELECTRICITY**  
84.03%

**SOLAR**  
7.74%




**OTHERS**  
8.23%

## TYPE OF HOUSING UNIT




**PAKKA**  
67%



**SEMI PAKKA HH**  
13%



**KACHA HH**  
20%



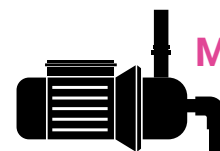
**HIGH RISE  
STRUCTURE**  
( RESIDENTIAL,  
ECONOMICAL,  
RESIDENTIAL & ECONOMICAL)

**114,159**

## MAIN SOURCE OF DRINKING WATER



**TAP WATER**  
32 %



**MOTOR PUMP**  
46 %



**FILTRATION  
PLANT**  
6 %



**BOTTLE WATER**  
1.47%



**DUG WELL**  
4.13%



**OTHER**  
10 %

## ENERGY SOURCE FOR COOKING



**GAS/LPG  
/LNG**  
42.03%



**FIRE WOOD**  
52.72%



**OTHERS**  
5.25%

## TOILET FACILITIES




**SEPARATE  
TOILET**  
66.52%



**FLUSH**  
80.62  
%



**NO FLUSH**  
6.53%



**NO TOILET**  
12.86%