

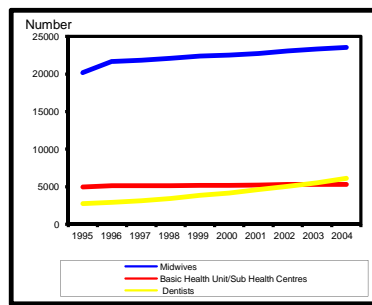
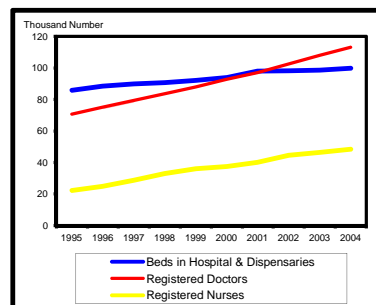
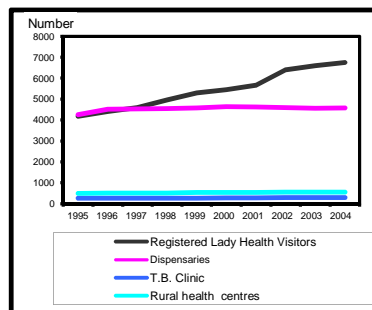
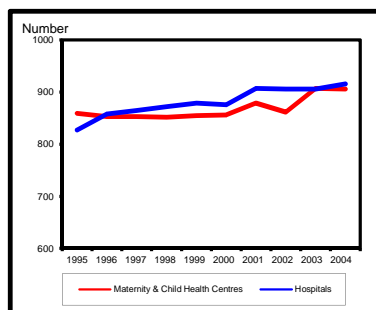
## HEALTH

## 10.2 Health Institutions, Beds and Personnel (Progressive)

Year/ Items	2002	2003	2004	2005
1. Number of the Institutions	12501	12498	12546	12637
2. Number of beds (Total)	98264	98684	99908	101490
i) Hospitals	906	906	916	919
No. of beds	80655	80734	81873	82494
ii) Dispensaries	4590	4554	4582	4632
No. of beds	2815	2804	2814	2839
iii) Rural health centres	550	552	552	556
No. of beds	8840	9222	9262	9343
iv) T.B. Clinic	285	289	289	289
No. of beds	212	154	152	154
v) Basic Health Unit/Sub Health Centres	5308	5290	5301	5334
No. of beds	5488	5516	5553	6405
vi) M.C.H. Centres	862	907	906	907
No. of beds	254	254	254	255
3. Doctors	102644	108164	113309	118113
4. Dentists	5058	5531	6128	6743
5. Lady Health Visitors	6397	6599	6741	7073
6. Midwives	23084	23318	23559	23897
7. Nurses	44520	46331	48446	51270

|::

## HEALTH INSTITUTS, BEEDS AND PERSONNEL



Year/ Items	2006	2007	2008	2009	2010	2011(P)
1. Number of the Institutions	12726	12804	12814	12897	12948	13243
2. Number of beds (Total)	102073	103285	103037	103708	104137	107537
i) Hospitals	924	945	948	968	972	980
No. of beds	83041	84199	83637	84257	84625	87905
ii) Dispensaries	4712	4755	4794	4813	4842	5039
No. of beds	2849	2861	2837	2844	2863	2807
iii) Rural health centres	560	562	561	572	577	579
No. of beds	9367	9360	9698	9612	9652	9900
iv) T.B. Clinic	288	290	293	293	304	345
No. of beds	154	174	184	184	184	112
v) Basic Health Unit/ Sub Health Centres	5336	5349	5310	5345	5344	5449
No. of beds	6413	6435	6551	6555	6555	6559
vi) M.C.H. Centres	906	903	908	906	909	851
No. of beds	249	256	256	256	258	254
3. Doctors	123146	128042	133925	139488	144901	152188
4. Dentists	7438	8215	9013	9822	10508	11584
5. Lady Health Visitors	8405	9302	10002	10731	11510	12621
6. Midwives	24692	25261	25534	26225	27153	30122
7. Nurses	57646	62651	65387	69313	73244	77683

P = Provisional

Source:- i) Health Division.  
ii) P. M. D. C.  
iii) Nurses Council.  
v) Provincial Health Directorates.