



# Monthly Bulletin of Statistics

## 2011

Monthly Bulletin of Statistics 2011

July

July



Government of Pakistan  
Statistics Division  
Federal Bureau of Statistics



FBS-22(07/2011)Vol.59

400

# Monthly Bulletin of Statistics

2011

**July**

Government of Pakistan  
Statistics Division  
Federal Bureau of Statistics

PRICE RS.400

# P R E F A C E

The Bulletin of Statistics, Monthly Publication of the Federal Bureau of Statistics provide statistics of importance in respect of social, economic and financial sectors of the economy at aggregate as well as sectoral levels. The Bulletin contains data relating to Population, National Accounts, Agriculture, Manufacturing, Prices, Balance of Payments, Public Finance, Education, Energy & Mining, Foreign Economic Assistance, Foreign Trade, Health, Insurance, Labour, Transport & Communication, Social & Culture ect. It also provides different types of indices on agriculture, manufacturing, prices, trade and labour productivity. Charts and graphs have also been provided to selected tables to make the data readily intelligible.

2. The Bulletin contains data on monthly and in some instances on annual basis. The annual data series are on fiscal year basis i.e. from July to June unless otherwise specified. Monthly data series of trade and industry are published with a time lag of 45 days required for data collection, compilation, cleaning, processing, tabulating and printing. Figures may not add up to the totals owing to rounding. Statistics that are compiled in the Federal Bureau of Statistics are presented without citation whereas those compiled by other agencies carry a source note below the tables.

3. Efforts have been made to produce this Bulletin as a comprehensive, informative and useful document for decision makers, researchers, planners, economists and other groups of beneficiaries. It is hoped that the users will find this Bulletin useful.

Suggestions for further improvement will be highly appreciated and welcomed.

ARIF MAHMOOD CHEEMA  
Director General

# CONTENTS

*	EXPLANATORY NOTE	III
**	KEY INDICATORS	IX
1.	BALANCE OF PAYMENT	
	1.1 Country wise Workers Remittances	01
	1.2 Month wise Workers Remittances	01
	1.3 Exchange Rates Pak. Rupees in Terms of	02
2.	CLIMATE	
	2.1 Temperature at Selected Stations	03
	2.2 Rainfall at Selected Stations	05
3.	ENERGY & MINING	
	3.1 Production of Crude Oil	07
	3.2 Production of Natural Gas	09
	3.3 Production of Crude Oil, Natural Gas and Electricity	11
	3.4 Mineral Production	11
4.	HEALTH	
	4.1(a) Monthly Immunization Coverage Number of Doses Administered (0-11 month) Children	13
	4.1(b) Monthly Immunization Coverage Number of Doses Administered (12-23 months) Children	13
	4.1(c) Monthly Immunization Coverage Number of T.T Doses Administered to Women	14
	4.2(a) Aids Death Cases by Age and Sex	14
	4.2(b) Aids Cases by Age and Sex	15
	4.2(c) Aids Cases by Modes of Transmission	15
	4.2(d) HIV Cases by Age and Sex	16
	4.2(e) HIV Cases by Modes of Transmission	16
	4.3(a) Registered Veterinary Medical Practitioner with PVMC	17
	4.3(b) Registered Animal Husbandry Graduate with PVMC	17
	4.4 Malaria Report (FMI)	18
	4.5 Tuberculosis Report (FTI)	18
5.	MANUFACTURING	
	5.1 Quantum Index Numbers of Large-scale Manufacturing Industries (1999-2000=100)	19
	5.2 Production of Manufacturing Items	20
6.	MONEY & CREDIT	
	6.1 Reserve Money	27
7.	PRICE	
	7.1 Price Indices (General) with Percentage Change	29
	7.2 Combined Sensitive Price Indicator (SPI) by Income Groups	30
	7.3 Combined Consumer Price Index Numbers by Commodity Groups	30
	7.4 Consumer Price Index Numbers by Major Groups and Selected Commodities	31
	7.5 Combined Consumer Price Index Numbers by Income Groups and Commodity Groups (2000-01=100)	34

## II

7.6	Consumer Price Index Numbers by Income Group and Combined Selected Cities (2000-01=100)	35
7.7	Combined Consumer Price Index Numbers by Income Group/City and Commodity Group for all Centres Covered in CPI (2000-01=100)	38
7.8	Index Numbers of Wholesale Prices by Commodity Groups (2000-01=100)	39
7.9	Index Numbers of Wholesale Prices by Commodities	40
7.10	Intercity Wholesale Prices of Selected Commodities	45
7.11	Intercity Consumer Prices	88
7.12	Intercity Prices of Construction Input Items and Labour Wages	120
8.	<b>PUBLIC FINANCE</b>	
8.1	Customs Revenue Receipts	121
9.	<b>SOCIAL</b>	
9.1	Data on Traffic Accidents	125
9.2	Data on Telecommunication	128
9.3	Visitors at Archaeological Museums in Pakistan	129
9.4	Visitors at Heritage Sites in Pakistan	130
10.	<b>TRADE</b>	
10.1	Value of Foreign Trade	131
10.2	Exports by Commodity/Group	132
10.3	Imports by Commodity/Group	134
10.4	Exports of Selected Commodities in Dollars	135
10.5	Exports of Selected Commodities in Rupees	138
10.6	Imports of Selected Commodities in Dollars	141
10.7	Imports of Selected Commodities in Rupees	143
10.8	Exports by Economic Categories (Summary)	145
10.9	Exports by Economic Categories (Details)	146
10.10	Imports by Economic Categories (Summary)	147
10.11	Imports by Economic Categories (Details)	148
10.12	Exports by Areas and Countries/Territories	236
10.13	Re-exports by Areas and Countries/Territories	241
10.14	Imports by Areas and Countries/Territories	244
10.15	Re-imports by Areas and Countries/Territories	249
10.16	Annual and Quarterly Terms of Trade and Unit Value Indices of Exports and Imports (1990-91=100)	250
10.17	Index Numbers of Unit Value of Exports by Groups (1990-91=100)	251
10.18	Index numbers of unit value of imports by groups (1990-91=100)	252
10.19	Index Numbers of Quantum of Exports by Groups (1990-91=100)	253
10.20	Index Numbers of Quantum of Imports by Groups (1990-91=100)	254
10.21	Trade in Services (Summary)	255
10.22	Export of Services by Sector (Detail) Monthly	256
10.23	Export of Services by Sector (Detail) Cumulative	258
10.24	Import of Services by Sector (Detail) Monthly	260
10.25	Export of Services by Sector (Detail) Cumulative	262

Regional and Field Offices of Federal Bureau of Statistics

Symbols, Abbreviations and Conversions

## EXPLANATORY NOTES

### 1. BALANCE OF PAYMENT

1.1 Foreign exchange received from different countries remittances by the workers who are working abroad including Hajj and War compensation Table 1.1 shows country-wise remittance and Table 1.2 shows month-wise remittance.

1.2 Data on Balance of Payment are collected from State Bank of Pakistan. The table 1.3 shows the managed floating exchange rate system based on trade weighted currency, which was introduced in 1982 following the de-linking of Pakistan from U.S. Dollars. The table also contains Pak. Rupees value in terms of one unit of foreign currency.

### 2. CLIMATE

2.1 Temperature and rainfall data are collected from Pakistan Meteorological Department. Table 2.1 and 2.2 provides monthly data on temperature and rainfall for selected stations respectively. Mean maximum and mean minimum temperatures are the arithmetic means of daily maximum and minimum temperatures recorded during the month.

2.2 Climatically, Pakistan enjoys a considerable measure of variety. North and northwestern high mountain ranges are extremely cold in winter while the summer months from April to September are very pleasant. The vast plains of the Indus Valley are extremely hot in summer and have cold weather in winter. The coastal strip in the south has a temperate climate. There is general deficiency in the rainfall. In the plains, the annual average ranges from 13 cm. In the northern parts of the lower Indus plains to 89 cm. in the Himalayan region. Rains are moonsoonal in the origin and fall late in summer. Average rainfall is 762 millimeters per annum.

### 3. ENERGY & MINING

3.1 Source: Monthly mining production data are collected from (a) Provincial Directorates of Mineral Development Departments (b) Directorate General of Petroleum Concessions, Ministry of Petroleum and Natural Resources, Islamabad (Crude oil & Natural gas only). Monthly electricity generation data is collected from WAPDA, KESC, Pakistan Steel and Pakistan Atomic Energy Commission, Islamabad (Nuclear Power) and 16 IPPs (Independent Power Plants), including HUBCO, KAPCO

3.2 Scope and coverage: Mining and quarrying cover only production relating to all minerals whether solid, liquid or gas. It includes breaking, milling, washing, cleaning, grading, dehydration and purification done to minerals extracted or quarried.

3.3 Production data: Mineral data in respect of 32 selected minerals and electricity are published in table 3.3 & 3.4 of Monthly Bulletin of Statistics. Electricity generation data is given with break-up Hydel, Thermal and Nuclear are published in table 3.3 of Monthly Bulletin of Statistics.

3.4 Limitations:- Monthly returns are received from Government Departments/Agencies with a time lag of about 2 to 3 months. In some cases time-lag is even larger. Due to non-receipt of data from source agencies, some data is being estimated by this Bureau. On receipt of final data, revised figures are incorporated in the Bulletin in due course. Efforts are, however, being made to further improve the quality, coverage and reduce time-lag of mining statistics series compiled and released by Federal Bureau of Statistics.

## IV

### 4. HEALTH

- 4.1 Contains data on infants under one year in table 4.1(a) and for one to two years in table 4.1(b) for immunization coverage i.e. Bacillus of Calmette & Guerin (BCG). Oral Polio Vaccine (OPV 1-3), Pentavalent (1-3) Measles (1) 4.1(c) Contains data on immunization coverage for pregnant women, Childbearing age women in administrated Tetanus Toxioid.
- 4.2(a) Contain data on Aids Death Cases by Age and Sex during the quarter and cumulative total.
- 4.2(b) Contain data on Newly Aids Cases by Age and Sex during the quarter and cumulative total.
- 4.2(c) Contain data on Aids Cases by Modes of Transmission during the quarter i.e. Heterosexual, Homosexual/Bisexual, Blood Products, Injecting drug user, Mother and Child, Unknown.
- 4.2(d) Contain data on HIV Cases by Age and Sex during the quarter and cumulative total.
- 4.2(e) Contain data on HIV Cases by Modes of Transmission during the quarter i.e. Heterosexual, Homosexual/Bisexual, Blood Products, Injecting drug user, Mother and Child, Unknown.
- 4.3(a) Contain data on Registered Veterinary Medical Practitioners with Pakistan Veterinary Medical Council.
- 4.3(b) Contain data on Registered Animal Husbandry graduates with Pakistan Veterinary Medical Council.
- 4.4 Contain quarterly data on %Reporting Rate, No. of Slides taken, total slides positive, %slides positive and Falciparum of total positive by province (Malaria Report) provided by Directorate of Malaria control (DoMC).
- 4.5. Contain quarterly data on Tuberculosis Report, No. of New Cases, CDRSS+, Total T. B. Cases, CRD All type T.B. Cases % Treatment success data (TSR) provided by National T.B. Control Program.

### 5. MANUFACTURING

- 5.1 Currently Quantum Indices are being computed with 1999-2000 as base. The index series covers 100 items contributing 75.075% of value added on the basis of 1999-2000 Census of Manufacturing Industries (CMI) results.
- 5.2 A brief description about the scope, sources of data, weighting system, formula used for computation of the index series is given below:-
- Scope: The index is designed to measure changes in physical out-put for the Large Scale Manufacturing Industries.
  - Sources of Data: The production data used for the computation of indices are received from Ministry of Industries & Production, Provincial Bureaus of Statistics. OCAC and Associations etc.
  - Weights: The weights have been derived on the basis of 1999-00 CMI value added at factor cost (gross value of production less industrial cost less indirect taxes plus subsidies) including the results of the non-response CMI survey. In deriving the weights the total value added for Pakistan has been taken to be 100 and the weights at industry level have been taken as percentage of this total whereas weights at items level have been derived on the basis of their relative value of production in the industries to which these items belong. However, in case where only one item has been selected the whole weight of that industry has been assigned to that selected item only.
  - Formula used: Laspeyre's formula has been used for computation of index numbers which is given below:-

$$I_n = \frac{\sum q_n P_0}{\sum q_0 P_0} \times 100 = \frac{\sum \frac{q_n}{q_0} q_0 P_0}{\sum q_0 P_0} \times 100 = \frac{\sum \frac{q_n}{q_0} W}{\sum W} \times 100$$

Where  $I_n$  = quantum index number for the current period,  $q_0$  &  $p_0$  represent the quantity and prices respectively of the items in the base period,  $q_n$  is the quantity in the current period,  $W$  is the weight of an item and  $\sum W=100$ .

5.3 Contains production data of selected manufacturing items. Production data in most of the cases are collected through voluntary co-operation of various government and non-government agencies. Production data of some items are also collected by Federal Bureau of Statistics directly from the factories. Since most data are collected from other sources, which need considerable time for reconciliation of the data, therefore, upto-date figures in respect of many items cannot be published although Federal Bureau of Statistics makes all possible efforts for timely publication. Further, the data received from other sources are sometimes revised by the sources concerned without the knowledge of Federal Bureau of Statistics. There is, therefore, possibility that in some cases, the data published by Federal Bureau of Statistics may vary from those published by original sources.

## 6. MONEY & CREDIT

6.1 It is an indicator used to measure liquidity in the economy and includes currency in circulation, other deposits with State Bank of Pakistan, currency in tills of scheduled Bank's and bank deposits with State Bank of Pakistan.

## 7. PRICES

(a) Wholesale prices and price indices.

7.1 Federal Bureau of Statistics collects wholesale prices of most of the items included in the index through their own field staff regularly. Prices are also collected from government departments and private agencies on voluntary basis. Besides, some of the quotations are also picked up from trade journals and newspapers. These prices are of different frequencies ranging from weekly to monthly. Most of the quotations relating to agricultural and livestock products are received weekly, some are received on monthly basis while others are received at less frequent intervals. The Price quotations suffer from certain limitations of which lack of gradation or specification replacement method and non-uniformity of definitions deserve attention.

7.2 The series computed with 2000-01 as base year cover 106 individual commodities (Food-43; Raw Materials-09; Fuel, Lighting & Lubricants-11; manufactures-32 and Building materials-11). For most of the commodities, as in old series, more than one specification and more than one market have been used to average the price movement. As a result total number of price series i.e. quotations entering in the index numbers are far greater than the number of commodities. The total number of price quotations included in the index are 1550 (Food-693; Raw Materials-104, Fuel, Lighting & Lubricants-36; Manufactures-564 and Building Materials-153).

7.3 Table 7.10 provides Intercity wholesale prices of selected commodities table 7.1 gives consumer and wholesale price indices (General) with percentage change and table 7.8 give index numbers of Wholesale Prices by commodity groups and Table 7.9 gives index number of selected commodities with base 2000-01.

(b) Consumer prices and price indices

7.4 The price of each commodity has been expressed in terms of a specific unit in which its retail transaction usually takes place, However, in some cases such as ready-made and second-hand garments, furniture and furnishing etc., it is difficult to express the prices in standard units in terms of quality which can give rise to wide fluctuations in price quotations. Depending upon the size of each city, 1 to 13 markets have been selected from where the prices are obtained by price collectors employed by the Bureau. From each shopping area, 4 quotations are obtained from different shops for each item on the price schedule. The prices published in this Bulletin are the simple averages of the quotations obtained from different selected markets of each city. The Prices of different goods and services are quoted through schedules of different periodicities. Prices for mainly basic items of consumption are collected monthly. Turnip, Radish, Cabbage, Brinjal, Pumpkin, Bottle-Gourd, Spinach, Tinda, Arvi, Cauliflower, Lady Finger, peas, Turai, Karaila, Carrot, Malta, Kinnu, Musk-Melon, Water-Melon, Sweet-Melon, Aloochoa, Grapes, Mango, Pomegranate and Guava have been considered as seasonal items and their prices have not been quoted for the period of their non availability.



## VI

7.5 The series of consumer price index covers 374 items of consumer goods and services. The expenditure weights for the series were derived on the basis of Family Budget Survey conducted for the period 2000-2001 in 52 Urban cities out of which 35 urban cities were covered in CPI namely Lahore, Faisalabad, Rawalpindi, Multan, Gujranwala, Islamabad, Sargodha, Sialkot, Bahwalpur, Jhang, Okara, D.G. Khan, Jhelum, Bahawalnagar, Vehari, Mianwali, Attock, Samundari, Karachi, Hyderabad, Sukkur, Larkana, Mirkpurkhas, Nawabshah, Shahdadpur, Kunri, Peshawar, Mardan, Abbottabad, D.I. Khan, Bannu, Quetta, Khuzdar, Turbat and Loralai & Cantt. The survey covered with income groups upto Rs. 3000/=, Rs.3001/= to 5000/=, Rs.5001/= to 12000/= and above Rs.12000/=. The series have ten major expenditure groups viz. (Food & beverages; Apparel, Textile & footwear; House rent; Fuel & Lighting; Household, furniture and Equipment etc.; Transport & communication; Recreation & entertainment; Education; cleaning, laundry & personal appearance and Medicare).

7.6 For house rent an index based on prices of inputs of construction items has been specially compiled and is being published with 2000-2001 as the base.

7.7 Some of the limitations of consumer prices are given below :-

- i) Prices are mainly collected from shops located in selected markets and generally exclude small retailers in residential areas. Accordingly, price differentials, if any, are not accounted for.
- ii) Prices collected are those which are quoted by the shop-keepers and do not take into account the elements of discounts.
- iii) Prices are not weighted by either quantum of sales by the number of stores in all the markets covered in a particular city.
- iv) Since all food items are not graded, it is almost impossible to maintain a standard list.
- v) Due to frequent changes in the specification of some commodities like cloth, it occasionally becomes difficult to maintain continuity of quotations which results in data gaps.

- 7.8
- (i) Table 7.1 provides price indices (General) with percentage change (2000-01=100).
  - (ii) Table 7.2 provides combined sensitive price indicator (SPI) by income groups (2000-01=100).
  - (iii) Table 7.3 provides combined consumer price index number by commodity groups (all urban), (2000-01=100).
  - (iv) Table 7.4 provides consumer price index numbers by major groups and selected commodities (2000-01=100).
  - (v) Table 7.5 provides consumer price index numbers by income groups and commodity groups (2000-01=100).
  - (vi) Table 7.6 provides consumer price index numbers by income groups and combined for selected cities (2000-01=100).
  - (vii) Table 7.7 provides combined consumer price index numbers by income groups/city and commodity groups for all centres covered in CPI.
  - (viii) Table 7.8 provides index number of wholesale prices by commodity groups (2000-01=100).
  - (ix) Table 7.9 provides index number of wholesale prices by commodities (2000-01=100).
  - (x) Table 7.10 provides intercity wholesale prices of selected commodities.
  - (xi) Table 7.11 provides inter-city consumer prices.
  - (xii) Table 7.12 provides inter-city prices of construction input items and labour wages.

## VII

### 8. PUBLIC FINANCE

8.1 The table shows revenue receipts from customs duties on imports according to budgetary minor and sub-heads and from exports. Net Customs receipts are inclusive of share of the provinces. "Drawback" means an amount paid back from a charge previously made; especially a certain amount of excise or import duty remitted when the commodities on which it has been paid are exported.

### 9. SOCIAL

9.1 Table 9.1 Contains data on Road Accidents registered with the Police authorities. Road accidents classified under the heading, "Fatal and Non-Fatal". Railway accidents, Air crashes, Electrocutions etc. are not included. Fatal accidents refer to those where the death occurred on the spot or where the victim succumbed to injuries later on. Non-fatal accidents refer to those in which no person was killed but in which one or more persons were seriously or slightly injured or property damaged.

9.2 Contains data on Telecommunication i.e. distribution of Cellular mobile subscribers.

9.3 Table 9.3 and 9.4 Contain data on visitors i.e. National & Foreigner who visited the Museums/Archaeological Sites during the month.

### 10. FOREIGN TRADE

10.1 Foreign Trade Statistics (Table Nos.10.1 to 10.25) refer to the movement of goods & services into and out of the customs area of Pakistan and includes imports, re-imports, exports and re-exports carried through sea, land and air routes. Bill of entry in case of imports and shipping bill in case of exports, which have been modified/revised as name of "Goods Declaration (GD)" is the basic document used in the compilation of Foreign Trade of Statistics. The Importers/Exporters or their agents have to submit to the customs authorities "Goods Declaration (GD)" for each consignment of imports or exports made by them alongwith copies of invoices for necessary clearance. One copy of each of these documents were being collected by the staff of FBS from each & every Sea, air and land custom stations/points in the country but after the atomization of the trade data by the PRAL and CARE System, FBS is getting the Soft copy of the data through, PRAL System who has provided electronic connectivity of their system to FBS. Now FBS, is downloading the imports/exports data from their system on monthly basis and preparing the tables accordingly. As far as the Trade in Services is concerned, the FBS is getting the Trade in Services data from the State Bank of Pakistan since October, 2006 and preparing the tables on monthly basis.

10.2 Export statistics represent movement of goods out of Pakistan to foreign countries. Re-export statistics represent imported goods subsequently exported to foreign countries without further processing. In export statistics bunker fuels supplied to ships are included according to their colours. Exports by parcel posts are also included. Imported goods subsequently re-exported to foreign countries without further processing were included in export data upto July, 1967 but from August, 1967 onwards re-exports have been excluded from exports and are presented separately. Exports do not include articles of baggage and personal effects of passengers, currency notes and trade-intransit through Pakistan.

10.3 Imports statistics represent the arrival of goods from foreign countries released by customs authority either directly or from bonded ware-houses and intended for home consumption or for re-exportation. Imports by foreign diplomatic missions are included in imports. The goods salvaged or disposed off in mid-stream are included as imports from the country according to colour of the ship. Imports by parcel posts have been included since March, 1966. Exports subsequently re-imported from foreign countries without any processing were included in import data upto June, 1969 but from July, 1969 onwards re-imports have been excluded there from and shown separately. Imports figures are exclusive of imports into bond, defence stores, coins, foreign currency notes, articles of baggage and personal effects of passengers and trade-intransit through Pakistan.

10.4 Upto June, 1981 the exports and imports statistics were compiled and published on the basis of Pakistan Standard Trade Classification Revised (PSTC-R) based on Standard International Trade Classification Revised (SITC-R)

## VIII

of the United Nations. The PSTC-R was at 6 digit level and was comparable with the nomenclature of SITC-R upto 4 digit level. The United Nations further revised SITC-R due to changes in the pattern and direction of international trade and called it as SITC-R 2. Hence to maintain international comparability and better recording of trade statistics, this Bureau also revised its PSTC-R on the basis of SITC-R2 and called it PSTC-R2 which remained into force upto June, 1989. The nomenclatures upto 5 digit level of PSTC-R2 were the same as that of SITC-R2. The sixth and seventh digits were representing details to meet the requirement of the country.

10.5 There were however, a number of users who found the sub-division of CCCN and SITC Revised-2 (and thus PSTC-R2) insufficient for their need. Customs Cooperation Council undertook the responsibility of development and completion of Harmonized Commodity Description and Coding System (HS). The work resulted into revision of CCCN and expansion of its four digit categories into six-digit heading of Harmonized System (HS). In January, 1981 the Statistical Commission had taken note of the fact that third revision of SITC would have to be made available maintaining the general character and structure of SITC-R2 and taking into account the need for its harmonization with the revised CCCN, ISIC and Central Product Classification. Employing headings of HS as building blocks, the United Nations Statistical Office produced third revision of SITC and got it approved by the Statistical Commission at its twenty third session in February, 1985 with the recommendation that member countries should report international data on external trade according to Standard International Trade Classification Revision-3. Pakistan Standard Trade Classification has accordingly been revised and introduced from July, 1989. The revised classification (PSTC-R3) has correlation with SITC-R3, HS and PCT. It consists of about 6560 items at 7 digit level. The seven digit commodities have been assembled into 3119 5-digit basic items of SITC-R3 which are further summarized into 1033 sub-groups, 261 groups, 67 division and 10 sections

10.6 In pursuance of recommendation of UN Statistics Division for adoption of Harmonized Commodity Description of Coding System (HS) for compilation and dissemination of external trade statistics by member countries and to cater to the need of users, Federal Bureau of Statistics in co-operation with Federal Board of Revenue, Pakistan Custom, Ministry of Commerce and Trade Development Authority of Pakistan has prepared Alpha Register of 6050 HS Codes at 8 digit level which is compatible with PCT 2002-2003 and incorporates HS 2002 but Now HS-2002 has been amended by the WCO (World Custom Organization) during the year 2007. FBR also revised the PCT 2007-08, which contains 6913(HS) PCT Codes at eight digit level. In 2009-2010 PCT contain eight digits PCT Codes.

10.7 New series of Quantum and Unit Value indices of exports and imports and the terms of trade with base year 1990-91 on quarterly and annual basis have been introduced in the Monthly Bulletin of Statistics from the month of January, 1998 in table Nos.10.16 to 10.20. The data of imports and exports used in the series cover trade by sea, land and air whether on Government, Semi-Government or private account. The series have nine groups for import and eight groups for export indices. In export 734 items covering 96.48% of the total exports and in import 1198 items covering 85.73% of the total imports have been selected. The Formula used in computation of these indices is Laspeyres in its original form. For computation of annual indices simple arithmetic average of the quarterly indices is made.

# KEY INDICATORS

## YEARLY

### ECONOMIC INDICATORS

#### (2007- 2008)

1	General Index Number of Share Price (Base 2000-2001)	455.34
2	Aggregate Market Capitalisation	Rs.3744124.7 million

#### (2008- 2009)

1	Resident Foreign Currency Deposits	Rs.263430 million
---	------------------------------------	-------------------

#### (2009- 2010)

1	Reserve Money	Rs.1679286 million
2	Quantum Index Number (LSMI with Base 1999-2000)	205.89
3	Large Scale Manufacturing Sector (LSMI) Growth	4.79%
4	Inflation	11.73%
5	Consumer Price Index (CPI with Base 2000-2001)	214.41
6	Currency in Circulation	Rs.1295385 million
7	Balance of Trade	(-) \$ 15.420 billion
8	Value of Exports	\$ 19.290 billion
9	Value of Imports	\$ 34.710 billion
10	*Foreign Exchange Reserves	\$ 13112 million
11	Overall Balance of Payment Surplus	\$ -3946 million

#### (2010- 2011)

1	Agricultural Sector Growth	1.20%
2	Industrial Sector Growth	-0.1%
3	Services Sector Growth	4.1%
4	GDP Growth Rate at Factor Cost (Economic Growth Rate)	2.4%
5	GNP Growth Rate (At Constant Factor Cost)	2.9%
6	Per Capita Income	\$ 1256
7	Imports Duty	Rs.179722.75 million
8	Exports Duty	Rs.420.53 million
9	Total Workers Remittances	\$ 11200.97 million

### SOCIAL INDICATORS

1	Population (Estimated as on 01-07-2011)	175.31 million
	Male	90.67 million
	Female	84.63 million
2	Natural Growth Rate (PDS- 2007)	1.88%
3	Population Growth Rate - Estimated 2010	1.63%
4	Dependency Ratio - 2007	81.5
5	Mean Size of Household - 2007	6.6

\* From 2006-07, this excludes CRR, and unsettled claims on Indian and Includes sinking funds & Cash Foreign Currencies holding.

**MONTHLY**  
**ECONOMIC INDICATORS**

**April, 2011**

1	Turnover of Share (KSE)	
	A. Ready / T+3	1817.562 (No. in million)
	B. Future Contract	85.566 (No. in million)

**May, 2011**

1	Value of Exports	\$ 2296.491 million
2	Value of Imports	\$ 4288.160 million
3	Balance of Trade	(-)\$ 1991.669 million
4	Quantum Index of Manufacturing (LSMI with Base 1999-00)	213.58
5	Growth in Quantum Index Manufacturing (LSMI)	1.28%
6	Reserve Money	Rs.1949502 million
7	Currency in Circulation	Rs.1526779 million

**June, 2011**

1	Imports Duty	Rs.23385.62 million
2	Exchange Rate of Pak Rupees in terms of one unit US Dollar	1 \$ =Rs.85.7859
3	Total Workers Remittances (Including Hajj & War compensation)	\$ 1104.56 million
4	Consumer Price Index (CPI with Base 2000-01)	254.57
5	Wholesale Price Index (WPI with Base 2000-01)	300.50
6	Sensitive Price Indicator (SPI with Base 2000-01)	303.07
7	Growth Rate	
	A. CPI	0.55%
	B. WPI	0.22%
	C. SPI	1.20%

---

Source: i) Federal Bureau of Statistics.  
ii) State Bank of Pakistan.  
iii) Economic Survey of Pakistan.

# 1. BALANCE OF PAYMENT

## 1.1 Country Wise Workers Remittances (Including Hajj and War Compensation)

ITEM	(Provisional) (Million US Dollars)					
	Jan., 2011	Feb., 2011	Mar., 2011	Apr., 2011	May, 2011	Jun., 2011
Cash	826.57	845.28	1052.88	1030.42	1049.79	1104.56
1 USA	148.03	152.55	192.79	186.83	187.15	204.64
2 UK	92.53	101.21	108.62	111.39	102.55	106.20
3 Saudi Arabia	209.58	209.60	259.00	263.80	292.72	291.55
4 UAE	181.40	190.04	232.19	232.05	236.37	270.04
Dubai	77.86	92.95	110.10	113.46	115.30	124.57
Abu Dhabi	99.38	93.45	115.54	112.93	115.01	139.84
Sharjah	3.94	3.50	5.55	5.29	5.57	5.31
Other	0.22	0.14	1.00	0.37	0.49	0.32
5 Other GCC Countries	95.18	98.55	128.10	115.37	121.34	121.35
Bahrain	11.80	13.64	18.61	16.15	15.10	14.45
Kwait	34.89	35.46	45.07	45.32	48.06	47.90
Qatar	22.03	23.76	28.01	24.29	27.25	27.71
Oman	26.46	25.69	36.41	29.61	30.93	31.29
6 EU Countries	23.56	24.58	35.49	35.04	30.16	33.83
Germany	6.80	6.97	12.11	10.71	7.75	8.61
France	2.31	2.64	4.13	3.66	3.68	4.25
Netherland	0.45	0.31	0.56	0.50	0.50	0.46
Spain	3.65	3.83	4.72	5.92	4.66	5.40
Italy	3.50	3.43	4.72	4.42	4.18	4.45
Greece	0.84	0.81	0.95	1.03	0.79	0.89
Sweden	0.83	0.83	0.87	0.83	0.80	0.87
Denmark	1.69	1.90	1.93	2.42	2.29	2.54
Ireland	3.17	3.67	5.12	5.28	5.40	6.13
Belgium	0.32	0.19	0.38	0.27	0.11	0.23
7 Norway	3.01	2.96	3.20	3.13	2.80	3.02
8 Switzerland	2.08	2.41	3.37	2.22	3.17	2.40
9 Australia	6.20	6.40	7.71	8.70	7.19	7.83
10 Canada	13.31	11.97	14.16	15.30	13.52	14.01
11 Japan	0.32	0.33	2.41	0.32	0.39	2.04
12 Other Countries	51.31	44.68	65.84	56.27	53.43	47.65
II Encashment and Profit in Pak. Rs. Of Foreign Exchange Bearer Certificates(FEBCs) and Foreign Currency Bearer Certificate(FCBCs)	0.00	0.00	0.00	0.00	0.00	0.00
<b>TOTAL ( I + II )</b>	<b>826.57</b>	<b>845.28</b>	<b>1052.88</b>	<b>1030.42</b>	<b>1049.79</b>	<b>1104.56</b>

Note: Item has been revised / extended by the State Bank of Pakistan.

Source: State Bank of Pakistan.

## 1.2 Month Wise Workers Remittances

(Million \$)

Monthly Cash Inflow (Including Foreign Exchange Bearer Certificates & Foreign Currency Bearer Certificates)	2009-2010	2008-2009	% Change	
			2009-10	2008-09
July - 2009	744.85	627.21	18.76	26.53
August	480.53	592.30	-18.87	21.00
September	806.12	660.35	22.07	27.96
October	758.29	466.13	62.68	-19.67
November	742.79	620.52	19.70	22.73
December	697.65	673.50	3.59	40.53
January, 2010	667.90	637.30	4.80	14.40
February	589.03	641.32	-8.15	27.56
March	763.72	739.43	3.28	22.79
April	755.78	697.52	8.35	18.08
May	757.86	720.68	5.16	23.25
June	841.44	735.17	14.46	34.30
July-June	8064.51	7076.26	13.97	19.86
Monthly average for period July-June	733.14	643.30	13.97	19.86

Monthly Cash Inflow (Including Foreign Exchange Bearer Certificates & Foreign Currency Bearer Certificates)	2010-2011	2009-2010	% Change	
			2010-11	2009-10
July, 2010	791.18	744.85	6.22	18.76
August	933.06	780.53	19.54	31.78
September	922.06	806.12	14.38	22.07
October	855.11	758.29	12.77	62.68
November	926.89	742.79	24.78	19.7
December	863.11	697.65	23.72	3.59
January, 2011	826.57	667.90	23.76	4.80
February	845.28	589.03	43.50	-8.15
March	1052.88	763.72	37.86	3.28
April	1030.42	755.77	36.34	8.35
May	1049.79	757.86	38.52	5.16
June	1104.56	841.44	31.27	14.46
Monthly average for period July-June	11200.97	8905.9	22.37	15.78

Source: State Bank of Pakistan, Karachi.

## 1.3 Exchange Rates Pak. Rupees in Terms of One Unit of Foreign Currency

S. No.	Country/ Organization	Currency	Jun., 2010	July, 2010	Aug., 2010	Sept., 2010	Oct., 2010	Nov., 2010	Dec., 2010	Jan., 2011	Feb., 2011	Mar., 2011	Apr., 2011	May, 2011	Jun., 2011
1	Australia	Dollar	72.7507	74.8874	77.0941	80.3318	84.2974	84.6022	85.0504	85.2741	86.1218	86.2427	89.6003	91.0047	90.9153
2	Bahrain	Dinar	226.3222	226.8383	227.2179	227.6742	228.0961	227.0114	227.4983	227.3748	226.3633	226.4041	224.5378	226.0729	227.6217
3	Canada	Dollar	82.1683	81.9643	82.4674	82.8618	84.4176	84.6707	85.0270	86.2271	86.3206	87.3698	88.3883	88.1491	87.7900
4	China	Yuan	12.5130	12.6291	12.6238	12.7319	12.8942	12.8607	12.9031	12.9919	12.9804	12.9973	12.9670	13.1160	13.2483
5	Denmark	Krone	14.0172	14.6755	14.8430	15.0765	16.0149	15.6894	15.2079	15.3593	15.6453	16.0183	16.4031	16.3733	16.5468
6	E.M.U.	Euro	104.1499	109.2401	110.4534	112.1277	119.2898	116.8332	113.2608	114.3674	116.5515	119.3735	122.2881	122.0468	123.3451
7	Hong Kong	Dollar	10.9582	11.0017	11.0249	11.0505	11.0818	11.0356	11.0298	11.0175	10.9579	10.9551	10.8871	10.9616	11.0192
8	I.M.F.	SDR	125.3454	128.7386	130.0789	131.0758	135.0333	133.6524	131.7570	132.6382	133.4307	134.9005	135.3550	...	...
9	India	Rupee	1.8334	1.8274	1.8395	1.8662	1.9364	1.9043	1.8990	1.3263	1.3343	...	...	...	...
10	Japan	Yen	0.9388	0.9762	1.0020	1.0157	1.0502	1.0383	1.0296	1.0366	1.0331	1.0432	1.0180	1.0511	1.0667
11	Kuwait	Dinar	293.2236	296.1320	298.4051	299.3630	304.5580	304.6396	304.0123	305.2273	305.2774	307.2674	306.2266	309.5388	312.3434
12	Malaysia	Ringgit	26.1138	26.6828	27.1758	27.6213	27.7415	24.4837	27.3963	27.9978	28.0114	28.0881	28.1026	28.2876	28.3234
13	Newzeland	Dollar	58.9652	60.9487	61.2482	62.3169	64.5231	65.8514	64.4824	65.6286	65.0536	63.2641	66.8004	67.9379	69.8555
14	Norway	Krone	13.1780	13.6187	13.9483	14.1749	14.7353	14.3710	14.3045	14.6159	14.8808	15.2021	15.6713	15.5579	15.7463
15	Oman	Riyal	221.6112	222.1178	222.4952	222.9513	223.3489	222.2637	222.7147	222.5856	221.6096	221.6618	219.8395	221.3607	222.8842
16	Qatar	Riyal	23.4459	23.5058	23.5379	23.5790	23.6225	23.5094	23.5569	23.5467	23.4437	23.4449	23.2492	23.3948	23.5600
17	Singapore	Dollar	61.0064	62.1187	63.1788	64.2189	65.8996	65.8666	65.5926	66.5601	66.8214	67.2145	67.8208	68.8186	69.4541
18	Sweden	Krona	10.9087	11.5347	11.7494	12.1776	12.8953	12.5798	12.5234	12.8496	13.2788	13.4565	13.6711	13.6391	13.5710
19	Switzerland	Franc	75.5940	81.1492	82.3214	85.6569	88.7317	86.9187	88.3213	89.5964	89.9504	92.7567	94.2745	97.5008	101.9778
20	Saudi Arabia	Riyal	22.7430	22.7987	22.8348	22.8788	22.9533	22.8164	22.8561	22.8523	22.7553	22.7586	22.5673	22.7134	22.8707
21	U.A.E.	Dirham	23.2357	23.2878	23.3080	23.3603	23.4108	23.3088	23.3471	23.3386	23.2391	23.2454	23.0518	23.2040	23.3578
22	U.K.	Sterling (Pound)	125.7015	130.5937	134.0077	133.5313	136.1208	136.3860	133.7806	135.0590	137.5478	137.7832	138.4542	139.2046	139.0996
23	U.S.A.	Dollar	85.2843	85.5031	85.6070	85.7618	85.9416	85.5440	85.7072	85.6778	85.3141	85.3380	84.6278	85.2122	85.7859

Note: Euro, a common currency of the 11 member countries of European Economic and Monetary Union (EMU) was introduced with effect from 1st January, 1999.

Source: State Bank of Pakistan, Karachi.



## 2. CLIMATE

### 2.1 Temperature at Selected Stations

(In Centigrade)

Stations	Murree		Rawalpindi/Islamabad		Jhelum		Lahore		Sargodha	
Height in metres above sea level	2167		507		232		213		187	
	Max.	Min.	Max.	Min.	Max.	Min.	Max.	Min.	Max.	Min.

#### Month

Dec	2009	11.7	2.6	21.1	3.3	22.1	5.5	22.2	9.1	23.0	7.6
Jan	2010	12.4	1.8	21.5	2.9	19.1	4.6	17.3	7.8	17.3	5.8
Feb	2010	8.7	1.2	20.1	7.0	22.9	8.9	22.8	11.9	23.6	10.0
Mar	2010	18.1	9.4	29.0	12.6	31.1	15.7	30.9	19.2	32.0	17.5
Apr	2010	21.7	12.4	33.9	16.9	37.6	20.5	38.0	24.3	39.4	22.9
May	2010	22.9	13.2	36.4	20.5	39.2	23.9	39.8	26.8	41.0	25.5

Dec	2010	12.7	2.0	20.9	1.7	22.4	4.2	21.2	7.9	22.1	5.8
Jan	2011	8.2	-1.7	17.7	1.5	18.0	4.2	16.6	6.9	18.1	5.1
Feb	2011	7.8	0.7	18.6	5.8	20.7	8.6	21.2	11.1	21.5	9.3
Mar	2011	14.9	6.5	26.1	10.6	28.4	13.3	28.0	16.3	28.7	14.8
Apr	2011	17.4	8.3	29.1	14.1	32.1	17.5	32.9	20.2	33.4	19.0
May	2011	25.5	16.1	37.7	21.1	40.4	24.6	39.8	27.5	41.4	26.5

Stations	Faisalabad		Multan		Bahawalpur		Hyderabad		Nawabshah	
Height in metres above sea level	183		122		116		40		37	
	Max.	Min.	Max.	Min.	Max.	Min.	Max.	Min.	Max.	Min.

#### Month

Dec	2009	22.6	5.0	23.6	7.1	24.7	8.0	25.8	13.7	26.2	8.9
Jan	2010	16.6	4.7	18.6	6.6	19.4	6.4	26.3	10.6	25.2	5.5
Feb	2010	22.5	8.3	24.4	9.1	24.6	8.9	29.4	13.9	28.8	6.6
Mar	2010	30.9	15.5	32.7	17.6	33.1	16.3	37.6	21.1	39.2	15.3
Apr	2010	38.8	21.0	39.0	23.5	40.2	22.2	40.9	23.7	44.1	21.7
May	2010	40.7	25.0	42.2	26.5	42.5	25.4	41.7	26.1	46.8	25.6
Dec	2010	22.7	4.5	22.1	5.8	23.8	6.1	25.4	10.8	25.8	6.3
Jan	2011	16.9	3.8	18.0	4.6	8.8	4.3	24.0	10.3	23.7	5.5
Feb	2011	21.4	8.7	22.4	9.7	23.4	9.6	27.1	14.3	27.5	10.5
Mar	2011	27.9	13.3	29.4	15.2	30.0	14.1	34.3	18.8	32.2	15.1
Apr	2011	33.1	18.3	34.4	19.7	35.1	18.8	38.2	22.1	39.7	18.8
May	2011	40.9	25.6	42.2	28.0	42.0	27.5	40.9	25.7	45.1	25.2

Contd.

## 2.1 Temperature at Selected Stations

(In Centigrade)

Station	Jacobabad		Karachi (Airport)		Peshawar		D.I.Khan		Saidu Sharif		Gilgit	
Height in metres above sea level	55		21		359		173		961		1459	
	Max.	Min.	Max.	Min.	Max.	Min.	Max.	Min.	Max.	Min.	Max.	Min.

## Month

Dec	2009	24.5	9.3	28.6	13.9	N.R.	N.R.	22.8	6.6	17.6	3.6	12.5	0.0
Jan	2010	23.1	7.9	27.4	13.3	...	...	17.4	5.4	19.1	1.9	13.9	-1.9
Feb	2010	25.9	10.3	29.2	14.7	N.R.	N.R.	22.6	9.1	14.6	4.0	22.5	1.9
Mar	2010	35.7	18.1	34.0	21.3	N.R.	N.R.	30.7	16.6	25.4	10.2	22.1	7.3
Apr	2010	41.9	23.8	35.7	25.2	33.2	19.6	38.1	21.5	29.4	14.3	24.4	10.3
May	2010	45.4	27.9	36.9	28.0	36.6	22.9	40.3	24.8	31.8	17.5	26.5	12.4

Dec	2010	23.5	8.3	27.9	11.1	19.7	3.9	21.7	4.1	16.0	0.7	14.6	-5.9
Jan	2011	20.2	7.1	26.9	11.0	17.6	4.3	13.1	3.5	14.7	1.2	11.9	-4.3
Feb	2011	23.7	12.2	28.5	14.5	18.2	7.8	21.0	8.5	13.4	4.3	11.6	1.0
Mar	2011	31.7	17.1	33.3	19.7	26.0	12.8	27.7	13.6	21.7	9.4	20.0	5.8
Apr	2011	36.3	20.8	34.8	23.1	30.0	16.9	32.5	18.2	25.2	12.2	25.6	8.5
May	2011	44.5	28.0	35.3	27.1	39.1	24.7	41.3	25.5	34.3	18.9	33.2	12.8

Station	Quetta(Samungli)		Zhob(Fortsandeman)		Khuzdar		Panjgoor		Dalbadin	
Height in metres above sea level	1600		1405		1231		980		848	
	Max.	Min.	Max.	Min.	Max.	Min.	Max.	Min.	Max.	Min.

## Month

Dec	2009		14.6	-0.4	16.1	1.0	18.8	5.2	21.5	7.8	21.1	6.1
Jan	2010		15.5	-1.3	17.4	0.8	19.8	4.1	20.1	5.8	22.1	3.0
Feb	2010		13.8	1.2	17.1	2.6	21.1	5.9	21.5	7.2	23.5	5.3
Mar	2010		24.5	5.9	26.4	11.1	29.0	12.5	30.7	16.0	32.6	12.3
Apr	2010		28.8	10.9	31.0	7.0	33.3	18.4	35.2	18.7	37.0	18.3
May	2010		31.8	14.4	33.6	19.6	36.1	23.4	38.6	22.6	40.5	22.7

Dec	2010		14.7	-6.4	17.3	0.4	20.1	2.5	19.0	2.0	N.R.	N.R.
Jan	2011		12.7	-3.8	13.4	0.2	17.3	3.6	N.R.	N.R.	N.R.	N.R.
Feb	2011		12.1	1.9	14.0	2.0	44.1	18.8	21.5	6.8	21.3	6.4
Mar	2011		N.R.	N.R.	N.R.	N.R.	23.0	15.2	27.6	11.9	27.9	11.1
Apr	2011		22.5	9.6	N.R.	N.R.	28.3	15.9	32.4	17.4	34.3	17.3
May	2011		32.3	14.9	N.R.	N.R.	36.7	22.9	38.5	23.4	41.5	24.4

Source: Pakistan Meteorological Department, Karachi.

## 2.2 Rainfall at Selected Stations

(In Millimetres)

Station	Murree	Rawalpindi/ Islamabad	Jhelum	Lahore	Sargodha	Faisalabad	Multan	Bahawalpur	Hyderabad	Nawabshah	Jacobabad
Height in metres above sea level	2167	507	232	213	187	183	122	116	40	37	55

Year/month

2006	1692.4	1621.4	1232.9	728.4	577.5	444.4	178.5	157.7	524.9	273.4	94.2
2007	1520.2	1621.9	823.1	654.5	720.4	366.9	325.4	150.9	241.9	243.4	183.0
2008	1498.4	1384.2	826.1	608.6	592.1	656.8	247.5	220.5	156.6	112.1	184.3
2009	1270.6	401.0	542.0	372.0	187.0	377.0	119.0	147.0	209.0	107.0	43.0
2010	1681.6	849.0	771.0	541.0	602.0	545.0	285.0	226.0	214.0	343.0	152.0
Dec 2009	8.8	1.0	Trace	Trace	0.0	0.0	0.0	Trace	0.3	0.2	1.0
Jan 2010	28.6	17.5	2.0	0.3	2.6	1.4	Trace	7.4	0.4	0.0	0.0
Feb 2010	263.9	105.6	75.0	9.4	23.9	8.7	Trace	Trace	0.4	Trace	1.0
Mar 2010	82.6	43.8	18.0	54.0	14.7	8.0	42.0	1.6	0.0	0.0	Trace
Apr 2010	105.2	22.4	13.2	2.6	3.3	3.5	1.0	6.0	0.0	0.0	9.2
May 2010	111.8	35.6	51.0	7.2	2.6	7.8	8.6	12.0	0.0	0.0	4.0
Dec 2010	20.5	26.2	14.6	15.0	2.9	1.5	Trace	0.5	0.0	0.0	6.0
Jan 2011	18.7	7.0	Trace	Trace	1.3	0.0	0.0	0.0	0.0	0.0	2.0
Feb 2011	195.6	118.1	94.6	28.1	30.8	34.4	15.8	13.6	Trace	13.0	34.0
Mar 2011	108.3	51.2	15.6	7.0	10.7	8.1	4.7	3.0	0.0	0.0	6.0
Apr 2011	231.5	76.4	31.5	16.0	27.0	16.8	16.4	10.2	0.0	0.0	1.0
May 2011	32.0	16.2	16.8	6.0	8.9	10.3	6.3	1.0	0.0	0.0	1.0

Contd.

## 2.2 Rainfall at Selected Stations

(In Millimetres)

Station	Karachi (Airport)	Peshawar	D.I. Khan	Saidu Sharif	Gilgit	Quetta (Samungli)	Zhob (Fort- sandeman)	Khuzdar	Panjgoor	Dalbadin
Height in metres above sea level	21	359	173	961	1459	1600	1405	1231	980	848

Year/month

2006	301.1	497.7	204.2	1076.3	240.1	148.7	318.5	268.6	130.4	72.3
2007	451.0	685.0	449.4	1031.9	191.4	227.9	271.8	248.4	162.9	178.4
2008	121.6	817.0	432.9	1206.2	170.7	130.0	224.6	303.6	75.5	128.8
2009	280.0	533.0	285.0	958.1	141.1	200.0	270.0	234.0	60.0	125.0
2010	373.0	839.0	756.0	1465.1	214.6	102.0	279.0	159.0	54.0	20.0
Dec 2009	1.5	N.R.	0.0	3.1	8.6	48.0	7.6	41.0	9.0	24.0
Jan 2010	Trace	...	12.0	42.4	Trace	26.0	11.2	4.8	8.0	4.0
Feb 2010	0.5	N.R.	1.0	238.0	13.3	27.0	3.0	8.8	43.5	9.0
Mar 2010	0.0	N.R.	38.8	61.1	20.7	4.0	22.5	0.0	0.0	0.0
Apr 2010	0.0	32.0	Trace	133.8	24.6	16.0	7.0	7.7	0.0	Trace
May 2010	0.0	21.0	1.5	71.7	60.7	9.0	15.0	19.5	2.0	4.0
Dec 2010	0.0	10.0	Trace	3.5	0.6	0.0	0.0	0.0	0.0	N.R. #
Jan 2011	8.5	8.0	Trace	22.3	4.7	16.5	2.0	7.9	N.R.	N.R. #
Feb 2011	1.6	112.0	47.2	239.4	35.5	106.0	35.5	4.9	36.0	46.8 #
Mar 2011	0.0	34.0	16.0	77.2	10.6	N.R.	N.R.	86.7	43.0	5.1 #
Apr 2011	0.0	49.0	19.7	108.0	5.8	44.0	N.R.	19.2	32.0	2.0 #
May 2011	0.0	52.0	1.0	12.6	16.6	2.0	N.R.	19.2	3.0	2.0 #

Source: Pakistan Meteorological Department, Karachi.

### 3. ENERGY & MINING

#### 3.1 Production of Crude Oil

(Barrels)

S.No.	Field	May, 2011	Cummulative Total from July 2010
<b>PUNJAB</b>			
1	Bhal Syedan	0	0
2	Chak Naurang	11575	124052
3	Dakhni	49050	521645
4	Dhodak	4426	51160
5	Fimkasser	6155	73402
6	Kal	13625	142315
7	Missakiswal	30754	60943
8	Rajian	41000	475525
9	Sadkal	2432	26094
10	Toot	6347	26775
11	Bhangali	0	0
12	Dhurnal	6463	53144
13	Ratana	14939	170423
14	Balkassar	13021	142961
15	Bela	4430	42013
16	Dhulian	3865	45214
17	Joyamir	716	7683
18	Khaur	177	1908
19	Meyal	11758	135885
20	Minwal	1800	20410
21	Pariwali	24355	306076
22	Pindori	30284	388999
23	Turk Wal	2169	25138
24	Adhi	177893	1702693
25	Rodho Salsabil	5647	69815
	<b>Total</b>	<b>462881</b>	<b>4614273</b>
<b>SINDH</b>			
1	Zam Zama	61656	734453
2	Ali Zaur	24	1232
3	Ali	924	12306
4	Bhati/Nakurji	1476	24325
5	Baqar Deep	366	6123
6	Bilal 1	0	0
7	Bilal North	0	19
8	Bukhari	0	0
9	Bukhari Deep	437	5355
10	Buzdar Unit	0	29967
11	Dhabi (South)	0	0
12	Dhabi (North)	0	0
13	Duphri	4270	63128
14	Fateh Shah	0	1
15	Fateh Shah Deep	0	0
16	Fateh Shah North	0	1
17	Ghungro	7400	89543
18	Golarchi	346	3198
19	Holipota	3707	41969
20	Jobo	0	20218
21	Jobo (North)	18616	167401
22	Jagir	8430	76136
23	Jalal	692	7309
24	Jhaberi South	148	2605
25	Jogwani	141	3529
26	Kamal North 1	38530	356854
27	Kato	85	754
28	Khaskheli	4613	51029
29	Khaskheli Down Thrown	771	8139
30	Khorewah	3670	40482
31	Khorewah Deep	294	7285
32	Keyhole G	0	0
33	Laghari	3611	41481
34	Liari Deep	28	28
35	Liari	215	4856
36	Makdumpur	3	318
37	Matli	0	40
38	Mazari	2453	35175
39	Meyun Ismail	0	1799
40	Meyun Ismail Deep	1399	6979
41	Muban	2189	19214

Contd.

## 3.1 Production of Crude Oil

			(Barrels)
S.No.	Field	May, 2011	Cummulative Total from July 2010
42	Missri	15149	215156
43	Naimat Basal	423	8343
44	North Akri	3100	36333
45	Paniro	2661	32149
46	Rajo	0	0
47	Rind	1554	18709
48	Sakhi	2872	87908
49	Sakhi Deep	29	337
50	Sakhi South Deep	284	3390
51	Shah Dino	0	0
52	Sonro	19388	323349
53	South Bozdar	0	0
54	South Bozdar Deep	7706	61837
55	South Mazari	18016	181613
56	South Mazari Deep	23475	251843
57	Tajedi	3286	35561
58	Tando Ghulam Ali	1890	23028
59	Tangri	5348	61621
60	Tangri Deep	4661	48606
61	Turk Deep	668	7300
62	Turk	541	7100
63	Umer	1470	21701
64	Zaur	16427	258020
65	Zaur Deep	188	2500
66	Zaur South	55	4504
67	Baloch	0	149730
68	Bobi	54850	554805
69	Kunnar	167213	1993296
70	Lashari Centre	30005	332164
71	Gopang	0	116
72	Missan	6465	69320
73	Mollan N	3660	44730
74	Noorai Jagir	44	638
75	Pasaki	98435	1080417
76	Pasaki North East	15795	167945
77	Pasaki N	20205	213885
78	Pakhro	0	0
79	Qadir Pur	26655	287331
80	Sono	54815	586110
81	Tando Alam	21005	328775
82	Thora	34630	351197
83	Kandh Kot	770	22702
84	Adam	24252	341259
85	Mazarani	1340	15140
86	Miano	790	17242
87	Mari	1786	4570
88	Bhit	8097	101679
89	Kadanwari	435	10538
90	Saqib	2698	19519
91	Rehmat	0	17372
	<b>Total</b>	<b>869630</b>	<b>10264639</b>
	<b>KHYBER PAKHTOON KHWA</b>		
1	Chanda	137285	1394957
2	Shekhan	29	5952
3	Mela	129945	1503449
4	Naspha	184187	1775804
5	Manzalai	195068	1921970
6	Makori East	3525	8386
7	Makori	47319	552049
	<b>Total</b>	<b>697358</b>	<b>7162567</b>
	<b>BALUCHISTAN</b>		
1	Uch	726	7608
2	Sui	467	13251
	<b>Total</b>	<b>1193</b>	<b>20859</b>
	<b>Grand Total</b>	<b>2031062</b>	<b>22074084</b>

Note: 0 means there is no production in these months.

## 3.2 Production of Natural Gas

(MCFT)

S.No.	Field	May, 2011	Cummulative Total from July 2010
<b>PUNJAB</b>			
1	Dakhni	1468.00	15362.00
2	Dhodak	63.00	695.00
3	Bahu	428.00	1787.00
4	Nandpur/Panjpir	998.00	10777.00
5	Sadkal	55.00	636.00
6	Bhangali	0.00	0.00
7	Dhurnal	32.63	293.32
8	Ratana	373.65	4053.60
9	Balkassar	1.85	20.25
10	Bela	55.15	458.60
11	Dhulian	68.67	777.29
12	Meyal	86.07	986.12
13	Parwali	297.42	3659.55
14	Pindori	86.45	1138.53
15	Turkwal	1.55	16.75
16	Adhi	1225.59	12965.16
17	Rodho (Salsabil)	810.06	9591.62
18	Domial	0.00	0.00
	<b>Total</b>	<b>6051.00</b>	<b>63217.70</b>
<b>SINDH</b>			
1	Zamzama	11507.00	132472.65
2	Ali Zaur	1.83	23.57
3	Ali	119.86	1311.04
4	Ahmed	0.00	21.11
5	Bhatti/Nakurji	80.17	1078.78
6	Bilal North	0.00	0.92
7	Bilal	124.20	128.53
8	Baqar Deep	0.00	2264.46
9	Bukhari	4.30	34.53
10	Bukhari Deep	141.86	2263.08
11	Buzdar South	0.00	0.95
12	Bouzdar South Deep	130.08	687.82
13	Bouzdar Unit	0.00	8514.74
14	Dabhi North	0.00	8.35
15	Dabhi South	13.31	112.40
16	Duphri	129.38	1238.95
17	Fateh Shah	0.00	32.60
18	Fateh Shah North	26.79	326.38
19	Ghungro	5.11	60.76
20	Golarchi	140.76	1557.40
21	Holipota	6.63	92.35
22	Haider Deep	0.00	153.56
23	Jabo North	0.00	16.40
24	Jabo	21.06	298.26
25	Jagir	3.31	31.29
26	Jalal	71.84	781.86
27	Jhaberi South	36.36	618.71
28	Jogwani	624.21	7132.17
29	Kamal North 1	101.98	1090.76
30	Kato	3.38	60.78
31	Kausar	200.26	2655.62
32	Khaskheli	5.41	62.66
33	Khaskheli Down Th	0.53	8.03
34	Khorewah	354.06	3656.86
35	Khorewah Deep	15.54	268.73
36	Keyhole G	0.00	0.00
37	Laghari	5.44	58.84
38	Liari	2.28	41.03
39	Liari Deep	21.09	269.60
40	Makhdum pur	42.02	562.33
41	Makhdum pur Deep	90.06	870.27
42	Matli	0.00	73.31
43	Mazri	6.72	134.20
44	Meyun Ismail	0.00	716.16
45	Meyun Ismail Deep	306.80	1636.66
46	Missri	63.01	966.78
47	Muban	0.97	28.22
48	Naimat Basal	188.87	2243.33

Contd.

## 3.2 Production of Natural Gas

			(MCFT)
S.No.	Field	May, 2011	Cummulative Total from July 2010
48	North Akri	1.06	13.52
49	Panrio	0.82	10.70
50	Pir	7.24	93.47
51	Rajo	0.24	0.24
52	Rind	0.10	7.72
53	Sakhi	8.33	277.94
54	Sakhi Deep	22.83	285.09
55	Sakhi South Deep	116.58	1365.54
56	Shah Dino	0.01	0.01
57	Sonoro	128.57	1552.60
58	South Mazari	7.49	109.10
59	South Mazari Deep	25.60	315.27
60	Tajedi	0.25	2.20
61	Tando Ghulam Ali	100.70	1048.86
62	Tangri	3.49	40.97
63	Tangri Deep	231.36	3615.67
64	Turk	115.31	1255.16
65	Turk Deep	168.99	2130.57
66	Umer	45.10	467.37
67	Usman	280.75	3514.39
68	Zaur	29.05	409.76
69	Zaur Deep	12.83	124.24
70	Zaur South	7.98	85.93
71	Zaur West	0.00	2.14
72	Bhit & Badhra	11646.00	127279.00
73	Kadanwari	3078.00	32641.00
74	Mari	16903.58	169625.35
75	Bobi	414.00	4506.00
76	Noorai Jagir	22.00	71.00
77	Qadir Pur	15251.00	162397.00
78	Gopang	0.00	112.00
79	Pakhro	52.00	868.00
80	Sari Hundi	17.00	615.00
81	Miano	2510.00	24872.99
82	Latif	1891.00	13151.65
83	Sawan	8367.00	103311.89
84	Tajjal	602.00	7602.62
85	Chachar	206.00	2153.57
86	Adam	409.00	4448.11
87	Kandh Kot	5004.00	50892.10
88	Mazrani	324.00	3687.64
89	Badar	446.13	4743.76
90	Block-22	274.19	4259.39
91	Sara/Suri	0.00	137.36
92	Saqib	386.76	2369.93
93	Rehmat	0.00	2099.12
	<b>Total</b>	<b>83714.82</b>	<b>913141.61</b>
<b>KHYBER PAKHTOON KHWA</b>			
1	Chanda	259.00	2369.00
2	Mela	400.00	4392.00
3	Nashpa	649.00	5862.00
4	Shekhan	26.00	871.00
5	Makori	712.00	7904.44
6	Makori East	19.00	19.00
7	Manzali	9138.00	93667.19
	<b>Total</b>	<b>11203.44</b>	<b>115085.07</b>
<b>BALUCHISTAN</b>			
1	Loti	922.00	10288.00
2	Pirkoh	345.00	2867.00
3	Uch	6265.00	63639.00
4	Sui	16017.00	180901.69
	<b>Total</b>	<b>23549.00</b>	<b>257695.69</b>
	<b>Grand Total</b>	<b>124518.26</b>	<b>1349140.07</b>

Note: 0 means there is no production in these months.



## 3.3 Production of Crude Oil, Natural Gas and Electricity

Year / month	Crude Oil (000 Barrels)	Natural Gas (MCFT)	Electricity (Mn.kwh.)			
			Total	Hydel	Thermal	Nuclear
2005-06	23935	1400026	94030	30853	60693	2484
2006-07	24615	1413582	98395	31953	63972	2288
2007-08	25603	1454194	97962	28558	66326	3078
2008-09	24033	1460678	92431	27636	63177	1618
2009-10	23706	1482846	94222	27927	63504	2791
2010 Jul	2005	128823	9118	3566	5518	34
Aug	1966	124629	8993	4311	4609	73
Sep	1939	116783	8290	3706	4310	274
Oct	2017	122570	7471	2794	4528	282
Nov	2015	119992	6158	2819	3070	269
Dec	2117	130447	6127	1970	3921	236
2011 Jan	2107	129234	5827	1038	4548	241
Feb	1857	113154	5543	1789	3604	191
Mar	2060	124297	6475	1775	3128	240
Apr	1960	116792	6384 p	1607	3760	224
May	2031	124518	8182 p	3124	4824	234

p = Provisional  
r = Revised

Source: i) Directorate General of Petroleum concessions,  
M/o. Petroleum & Natural Resources, Islamabad.  
ii) Electricity Generating Establishments.

### 3.4 Mineral Production

(Thousand Tonnes)

Year/month	Marble	Arg. Clay	Silica Sand	Gypsum	Lime Stone	Ordinary Stone(MT)	Rock Salt	Coal	Copper	Copper Blister (MT)
2005-06	1836	2078	411	601	18428	7480	1859	3880	5196	--
2006-07	1980	2331	402	624	25512	6031	1873	3702	2536	--
2007-08	1537	4505	403	660	31789	6350	1849	4066	310	36583
2008-09	1145	4356	370	800	33186	6605	1917	3679	155	17799
2009-10	1065	4304	411	854	37137	6715	1944	3536	--	18121
2010 Jul	82	407	27	44	2689	750	145	263	--	2543
Aug	50	387	19	39	2377	745	136	139	--	2583
Sep	32	347	24	42	2212	695	139	166	--	2430
Oct	67	405	24	71	2888	600	167	293	--	2377
Nov	41	424	26	53	2918	545	141	236	--	170
Dec	57	316	29	62	2219	500	178	251	--	--
2011 Jan	127	361	31	111	2591	100	187	289	--	--
Feb	69	389	25	83	2658	95	287	366	--	--
Mar	165	280	31	86	2243	650	185	370	--	705
Apr	123	383	19	91	2952	605 p	162	243	--	--
May	144 p	366	25	98	3087 p	62 p	179	300 p	--	--

p = Provisional

r = Revised

\* = Copper Blister for the months of July, 08 to onwards.

Contd.

## 3.4 Mineral Production

(Tonnes)

Year/month	Iron Ore	Bauxite	Barytes	Bentonite	Celestite	Chinaclay	Chalk	Chromite	Dolomite	Laterite
2005-06	131259	7831	52133	20088	3160	53051	3968	64572	183952	52539
2006-07	125879	18082	46759	33177	1530	30979	1465	104141	342463	132724
2007-08	286255	35635	49933	31247	1310	31512	1778	114884	359994	138588
2008-09	320214	13618	62997	32032	470	17169	8218	89739	249918	123867
2009-10	437003	9031	57166	34596	160	22769	2939	257148	130408	181046
2010 Jul	23922	669	2548	2345	--	1100	437	9506	11625	27799
Aug	23198	201	3055	1320	--	1280	--	7043	7663	27132
Sep	14282	400	2502	1477	--	850	--	6424	2632	19589
Oct	30333	686	3817	2997	--	1145 r	96 r	13876	14346	25339
Nov	24520	1139	--	2894	--	1915	88	6160	4961	28027
Dec	19139	1168	--	2272	--	1260	99	8375	1145	45530
2011 Jan	31638	775	3015	2628	--	1097	380	8917 r	22811	12060
Feb	22337	645	2790 r	2797	--	1008	--	8076 r	37221	8221
Mar	24100	560	150	2177	--	1110	380	6934	24176	5997
Apr	22120	1100	5053	2417	--	1220	--	13469	44261	17317
May	20198 p	515	2752 p	2504 p	--	1990 p	--	10201	34315 p	35200 p

(Tonnes)

Year/month	Feldspar	Fire Clay	Flourite	Fuller's earth	Magnesite	Manganese	Ochres	Ordinary Sand/ Bajri Sand	Soap Stone	Sulphur
2005-06	8978	332528	1966	16209	2446	3719	34320	--	21065	24730
2006-07	26120	346689	1505	11378	3445	2904	61665	--	44886	27710
2007-08	18737	330072	2612	10998	3940	1229	46215	--	37999	29485
2008-09	37881	389493	1261	10213	2639	1254	56617	--	13923	25784
2009-10	54198	329055	290	11219	5159	1655	55352	--	53991	26641
2010 Jul	--	17599	379	292	30	332	3095	--	1007	2435
Aug	--	12038	141	201	45	38	876	--	756	2408
Sep	--	15596	54	290	--	--	2065	--	839	1678
Oct	--	24221	58	142	--	--	2019	--	561	1609
Nov	--	25835	177	170	--	43	1838	--	34	2374
Dec	--	23183	225	150	115	--	1825	--	587	2439
2011 Jan	13103	31342	521	448	100	59	2419	--	454	2484
Feb	1805	17359	358	652	125	--	5038	--	186	2289
Mar	--	26133	400	840	440	223	5250	--	9353	2581
Apr	--	29410	130	325	650	40	3263	--	11762	2501
May	--	21240	265 p	250	793	50	2982	--	11544 p	2545

P = Provisional  
r = Revised

Source: Provincial Directorates of Industries and Mineral Development.

## 4. HEALTH

### 4.1(a) Monthly Immunization Coverage Number of doses administered to (0-11 months) children during 2011

Month(s)	BCG	OPV-O	OPV-1	OPV-2	OPV-3	Pentavalent-1	Pentavalent-2	Pentavalent-3	Measles-1
January	465,217	325,206	523,396	471,887	461,854	535,513	482,227	471,968	434,771
February	405,016	298,688	475,309	452,213	429,910	473,963	451,428	431,030	412,915
March	523,374	322,847	477,128	454,633	448,944	475,106	454,634	449,857	418,281
April	403,180	243,557	386,005	363,699	353,716	386,726	363,634	352,924	345,054
May									
June									
July									
August									
September									
October									
November									
December									
<b>Total</b>	<b>1,796,787</b>	<b>1,190,298</b>	<b>1,861,838</b>	<b>1,742,432</b>	<b>1,694,424</b>	<b>1,871,308</b>	<b>1,751,923</b>	<b>1,705,779</b>	<b>1,611,021</b>

Source: National Institute of Health, Islamabad.

**4.1(b) Monthly Immunization Coverage**  
**Number of doses administered to (12-23 months) children during 2011**

Month(s)	BCG	OPV-1	OPV-2	OPV-3	Pentavalent-1	Pentavalent-2	Pentavalent-3	Measles
January	8,017	5,554	3,797	3,245	6,232	3,839	3,287	251,085
February	5,480	4,229	3,539	3,199	4,222	3,618	3,199	246,791
March	3,970	4,683	3,472	2,809	4,715	3,477	2,814	256,912
April	5,779	2,830	2,002	1,703	2,732	2,014	1,700	223,616
May								
June								
July								
August								
September								
October								
November								
December								
January								
<b>Total</b>	<b>23,246</b>	<b>17,296</b>	<b>12,810</b>	<b>10,956</b>	<b>17,901</b>	<b>12,948</b>	<b>11,000</b>	<b>978,404</b>

BCG = Bacillus of Caimette and Guerin  
 OPV = Oral Polio Vaccine

Source: National Institute of Health, Islamabad.

**4.1(c) Monthly Immunization Coverage  
Number of TT Doses Administered to Women during 2011**

Month	Pregnant Women					Childbearing age Women				
	TT1	TT2	TT3	TT4	TT5	TT1	TT2	TT3	TT4	TT5
January	362,684	284,808	50,542	15,034	8,178	74,585	55,461	27,650	6,511	3,257
February	340,109	281,169	44,338	13,140	5,566	56,851	47,388	21,426	5,088	2,835
March	351,948	284,335	42,971	13,078	8,051	54,759	41,704	23,257	5,481	2,936
April	331,578	254,410	38,258	10,231	6,182	49,960	35,393	18,571	4,885	1,967
May										
June										
July										
August										
September										
October										
November										
December										
January										
<b>Total</b>	<b>1,386,319</b>	<b>1,104,722</b>	<b>176,109</b>	<b>51,483</b>	<b>27,977</b>	<b>236,155</b>	<b>179,946</b>	<b>90,904</b>	<b>21,965</b>	<b>10,995</b>

TT = Tetanus Toxioid

Source: National Institute of Health, Islamabad.

**4.2(a) Aids Death Cases by Age and Sex during  
(July - Sept, 2010)**

Age Groups	During this period				Cumulative total			
	Male	Female	Unknown	Total	Male	Female	Unknown	Total
00-04	-	-	-	-	-	3	-	3
05-09	-	-	-	-	2	1	-	3
10-14	-	-	-	-	-	-	-	-
15-19	1	-	-	1	4	-	-	4
20-24	2	-	-	2	10	4	-	14
25-29	1	-	-	1	10	8	-	18
30-34	4	-	-	4	35	10	-	45
35-39	-	-	-	-	39	19	1	59
40-44	2	-	-	2	41	8	-	49
45-49	3	-	-	3	36	6	1	43
50+	-	-	-	-	20	4	-	24
Unknown	-	-	-	-	4	3	1	8
<b>Total</b>	<b>13</b>	<b>-</b>	<b>-</b>	<b>13</b>	<b>201</b>	<b>66</b>	<b>3</b>	<b>270</b>

Note: This report reflects data from Sindh and Gilgit Baltistan.

Source: National AIDs Programme, NIH, Islamabad.



**4.2(b) Aids Cases by Age and Sex during  
(July - Sept, 2010)**

Age Groups	During this period				Cumulative total			
	Male	Female	Unknown	Total	Male	Female	Unknown	Total
00-04	-	-	-	0	2	4	-	6
05-09	-	-	-	0	2	-	-	2
10-14	-	-	-	0	-	-	-	-
15-19	-	-	-	0	4	1	-	5
20-24	-	-	-	0	22	2	-	24
25-29	-	-	-	0	93	7	-	100
30-34	-	-	-	0	70	22	-	92
35-39	-	-	-	0	77	16	-	93
40-44	-	-	-	0	76	4	-	80
45-49	-	-	-	0	49	4	-	53
50+	-	-	-	0	46	5	-	51
Unknown	-	-	-	0	21	6	3	30
<b>Total</b>	<b>0</b>	<b>0</b>	<b>-</b>	<b>0</b>	<b>462</b>	<b>71</b>	<b>3</b>	<b>536</b>

Note: This report reflects data from Sindh and Gilgit Baltistan.

Source: National AIDs Programme, NIH, Islamabad.

**4.2(c) Aids Cases by Modes of Transmission during  
(July - Sept, 2010)**

Modes of transmission	During this period				Cumulative total			
	Male	Female	Unknown	Total	Male	Female	Unknown	Total
Hetrosexual	-	-	-	0	-	-	-	313
Hetrosexual/Bisexual	-	-	-	-	-	-	-	18
Blood/Blood Products	-	-	-	0	-	-	-	30
Injecting drug user	-	-	-	0	-	-	-	75
Mother to child	-	-	-	-	-	-	-	8
Unknown	-	-	-	0	-	-	-	92
<b>Total</b>	<b>0</b>	<b>0</b>	<b>-</b>	<b>0</b>	<b>462</b>	<b>71</b>	<b>3</b>	<b>536</b>

Note: This report reflects data from Sindh and Gilgit Baltistan.

Source: National AIDs Programme, NIH, Islamabad.

**4.2(d) HIV Cases by Age and Sex during  
(July - Sept, 2010)**

Age Groups	During this period				Cumulative total			
	Male	Female	Unknown	Total	Male	Female	Unknown	Total
00-04	-	1	-	1	-	-	-	-
05-09	1	-	-	1	-	-	-	-
10-14	-	-	-	0	-	-	-	-
15-19	8	-	-	8	-	-	-	-
20-24	42	-	-	42	-	-	-	-
25-29	35	1	-	36	-	-	-	-
30-34	20	1	-	21	-	-	-	-
35-39	11	3	-	14	-	-	-	-
40-44	13	-	-	13	-	-	-	-
45-49	6	-	-	6	-	-	-	-
50+	6	-	-	6	-	-	-	-
Unknown	-	-	-	-	-	-	-	-
<b>Total</b>	<b>142</b>	<b>6</b>	<b>0</b>	<b>148</b>	<b>5930</b>	<b>590</b>	<b>853</b>	<b>7373</b>

Note: This report reflects data from Sindh and Gilgit Baltistan.

Source: National AIDs Programme, NIH, Islamabad.

**4.2(e) HIV Cases by Modes of Transmission during  
(July - Sept, 2010)**

Modes of transmission	During this period				Cumulative total			
	Male	Female	Unknown	Total	Male	Female	Unknown	Total
Hetrosexual	32	4	-	36	-	-	-	1553
Homosexual/Bisexual	-	-	-	0	-	-	-	148
Blood/Blood Products	10	-	-	10	-	-	-	408
Injecting drug user	51	-	-	51	-	-	-	3022
Mother to child	-	1	-	1	-	-	-	60
Unknown	49	1	-	50	-	-	-	2182
Other/Blood Doner	-	-	-	0	-	-	-	-
<b>Total</b>	<b>142</b>	<b>6</b>	<b>0</b>	<b>148</b>	<b>5930</b>	<b>590</b>	<b>853</b>	<b>7373</b>

Note: This report reflects data from Sindh and Gilgit Baltistan.

Source: National AIDs Programme, NIH, Islamabad.

## 4.3(a) Registered Veterinary Medical Practitioner with PVMC-2011

S.No.	RVMP Registration for the Year of 2011	Male	Female	D.V.M.	M.Sc.	M.Phil	Ph.d	Total
1	January	15	1	16	Nil	Nil	Nil	16
2	February	88	4	92	Nil	Nil	Nil	92
3	March	46	2	48	Nil	Nil	Nil	48
4	April	29	7	35	1	Nil	Nil	36
5	May	3	1	4	Nil	Nil	Nil	4
6	June	8	Nil	8	Nil	Nil	Nil	8
7	July							
8	August							
9	September							
10	October							
11	November							
12	December							
		189	15	203	1	Nil	Nil	204

Total RVMP Registered since 1st January 2011 to 30th June, 2011 = 204  
 Total RVMP Registered since 30th May, 2000 to 30th June, 2011 - 5696

Source:- Pakistan Veterinary Medical Council, Islamabad.

## 4.3(b) Registered Animal Husbandry Graduate with PVMC-2011

S.No.	RVMP Registration for the Year of 2011	Male	Female	B.Sc.(A.H)	M.Sc.	Ph.d.	Total
1	January	Nil	Nil	Nil	Nil	Nil	Nil
2	February	3	1	4	Nil	Nil	4
3	March	Nil	Nil	Nil	Nil	Nil	Nil
4	April	2	Nil	2	Nil	Nil	2
5	May	Nil	Nil	Nil	Nil	Nil	Nil
6	June	2	1	2	1	Nil	3
7	July						
8	August						
9	September						
10	October						
11	November						
12	December						
		7	2	8	1	Nil	9

Total RAHG Registered since 1st January, 2011 to 30th June, 2011 = 09  
 Total RAHG Registered since 30th May, 2000 to 30th June, 2011 = 438

Source:- Pakistan Veterinary Medical Council, Islamabad.

**4.4 Malaria Report (FMI)  
(October - December, 2010)**

Province/Region	% Reporting Rate	No. of Slides Taken	Total Slides Positive	% Slides Positive	%Falciparum of Total Positive
Punjab	100	477514	16904	354	28.31
Sindh	100	333414	26277	7.88	50.78
K.P.	87	246872	27543	11.16	46.36
Balochistan	91	82853	21186	25.60	50.00
F.A.T.A.	90	36825	8862	24.07	41.13
AJK	100	35874	62	0.17	6.45
<b>Grand Total</b>	<b>94.7</b>	<b>1213352</b>	<b>100834</b>	<b>8.31</b>	<b>44.76</b>

Source: Directorate of Malaria Control (DoMC),  
Ministry of Health.

**4.5 Tuberculosis Report (FTI)  
(October - December, 2010)**

Province/Region	No. of New Cases	CDR SS+	Total T.B. Cases	CDR All Type TB Cases	% Treatment Success Rate* (TSR)
Punjab	13378	71%	35241	82%	N.A.
Sindh	4708	60%	11095	62%	N.A.
K.P.	3199	70%	7628	74%	N.A.
Balochistan	789	46%	1748	46%	N.A.
F.A.T.A.	236	29%	796	44%	N.A.
FANA	42	18%	532	102%	N.A.
AJK	228	28%	862	47%	N.A.
T.B. Hospital	22	11%	117	38%	N.A.
<b>Grand Total</b>	<b>22602</b>	<b>64%</b>	<b>58079</b>	<b>73%</b>	<b>N.A.</b>

CDR : Case Deduction Rate  
SS+ Sputum Smean Positive  
\* One year time lag.

Source: National TB Control Programme,  
Ministry of Health.


# 5. MANUFACTURING

## 5.1 Quantum Index Numbers of Large-Scale Manufacturing Industries (1999-2000=100)

Year/month	Manuf-acturing (Over all)	Selected Items						
		Vegetable Ghee	Tea Blended	Cigarettes	Cotton Yarn	Cotton Cloth	Jute Goods	Paper & Board
2005-06	188.88	164.97	115.70	136.53	152.49	206.73	122.25	109.67
2006-07	205.40	169.02	111.24	140.45	170.38	223.65	138.11	106.93
2007-08	213.71	162.88	125.67	143.58	174.54	232.48	150.94	103.14
2008-09	196.48	152.13	119.55	160.95	174.46	232.61	160.75	103.45
2009-10	205.89	153.99	116.41	138.99	166.91	230.90	124.29	104.06
2010 May	210.15	169.82	115.66	139.55	152.12	226.45	130.70	109.07
Jun	216.36	168.96	97.30	106.85	146.80	225.07	125.99	110.71
Jul	213.67	149.20	98.56	123.23	176.62	232.76	98.44	113.97
Aug	204.95	156.77	96.90	116.03	176.19	232.90	91.11	109.41
Sep	184.11	141.16	99.79	111.40	175.11	233.17	81.15	95.40
Oct	200.58	170.28	109.78	144.51	175.62	232.21	110.48	116.50
Nov	187.26	152.05	114.96	135.03	175.80	232.98	97.82	112.55
Dec	214.35	158.71	125.13	143.87	176.26	233.58	107.32	110.05
2011 Jan	226.32	157.70	147.20	155.13	176.37	233.86	105.09	102.61
Feb	221.36	155.78	155.82	125.40	173.89	233.03	109.18	92.47
Mar	240.14	153.25	160.45	157.71	175.33	233.86	135.57	107.71
Apr	221.75	153.10	118.01	163.72	175.47	233.58	127.28	97.23
May	213.58	160.21	99.39	161.83	177.63	233.99	129.84	107.09

\* = Provisional

Year/month	Selected Items			
	Cement	Auto Mobile	Fertilizers	
			FertiPhos	FertilizeTotal
2005-06	##	###	####	248.90 ###
2006-07	##	###	####	223.86 ###
2007-08	##	###	####	212.02 ###
2008-09	##	###	####	272.12 ###
2009-10	##	###	####	304.56 ###
2010 May	##	###	####	344.47 ###
Jun	##	###	####	332.89 ###
Jul	##	###	####	330.82 ###
Aug	##	###	####	346.06 ###
Sep	##	###	####	327.24 ###
Oct	##	###	####	380.74 ###
Nov	##	###	####	296.52 ###
Dec	##	###	####	385.61 ###
2011 Jan	##	###	####	143.30 ###
Feb	##	###	####	294.51 ###
Mar	##	###	####	271.80 ###
Apr	##	###	####	264.72 ###
May	##	###	####	404.11 ###



## 5.2 Production of Manufacturing Items

Year/month	Vegetable Ghee (i)		Sugar (i)		Tea Blended (ii)	
	No. of reporting factories	Production (Tonnes)	No. of reporting factories	Production (Tonnes)	No. of reporting factories	Production (Tonnes)
2005-06	87	1151633	76	2959782	5	63600
2006-07	87	1179864	76	3526943	5	61147
2007-08	87	1137049	76	4733037	5	69080
2008-09	87	1061974	76	3189508	5	65719
2009-10	87	1074960	76	3143439	5	63989
2010 May	87	98788	78	2873	5	5298
Jun	87	98289	78	46802	5	4457
Jul	87	86792	78	0	5	4515
Aug	87	91195	78	0	5	4439
Sep	87	82118	78	0	5	4571
Oct	87	99057	78	0	5	5029
Nov	87	88453	78	35236	5	5266
Dec	87	92325	78	688192	5	5732
2011 Jan	87	91736	78	1061898	5	6743
Feb	87	90624	78	1081334	5	7138
Mar	87	89151	78	1025481	5	7350
Apr	87	89060	78	197480	5	5406
May	87	93201	78	42288	5	4553

Year/month	Beverages (iii)		Cigarettes (ii)	
	No. of reporting factories	Production (000 bottles)	No. of reporting factories	Production (Million Nos.)
2005-06	...	4619625	14	64137
2006-07	...	6205320	14	65980
2007-08	...	7351269	14	67446
2008-09	...	7568961	14	75609
2009-10	...	6179546	14	65292
2010 May	...	682983	14	5463
Jun	...	694951	14	4183
Jul	...	581921	14	4824
Aug	...	478378	14	4542
Sep	...	604247	14	4361
Oct	...	472927	14	5657
Nov	...	378704	14	5286
Dec	...	231725	14	5632
2011 Jan	...	259063	14	6073
Feb	...	305252	14	4909
Mar	...	602545	14	6174
Apr	...	672672	14	6409
May	...	827451	14	6335

\* Adjusted for Imported raw sugar from Nov, 2000

\*\* Off season

\*\*\* Not available

Source: (i) Ministry of Industries & Productic  
(ii) Provincial Bureaus of Statistics.  
(iii) Central Board of Revenue.

Contd.



## 5.2 Production of Manufacturing Items

Year/ month	No. of reporting factories	Cotton Textiles (Mills sector)											Total Production of Cloth(000) (Sq.m)	
		Capacity installed			Capacity worked			Spindle hours worked (Mn. No.)	Looms hours worked (Mn.No.)	Rotors hours worked (Mn.No.)	Consumption of Raw Cotton (Tonnes)	Total Yarn Production (Tonnes)		Surplus Yarn (Tonnes)
		No. of Spindles (000)	No. of Looms (000)	No. of Rotors (000)	No. of Spindles (000)	No. of Looms (000)	No. of Rotors (000)							
2004-05	423	10941	9	189	8852	4	110	72254	31	533	2622824	2270340	2104978	924672
2005-06	437	11168	9	199	9631	4	122	74884	24	514	2932560	2556300	2457590	915256
2006-07	427	11266	8	188	10058	4	114	76592	22	503	3143510	2727556	2623133	1012919
2007-08	427	11834	8	203	9960	4	124	76400	21	512	3159170	2809383	2700283	1016390
2008-09	369	10514	9	153	9406	4	71	75408	24	485	2638235	2274347	2327217	1019183
2008 Dec	374	10514	9	151	9226	4	69	6203	2	41	218197	195265	195265	83496
2009 Jan	364	10514	8	151	9350	4	72	6203	2	40	220715	153610	193610	84500
Feb	364	10514	8	151	9400	3	70	6000	2	38	216133	169220	189590	83995
Mar	364	10514	8	151	9500	4	71	6320	2	41	226248	198463	198463	85250
Apr	364	10514	8	151	9650	4	72	6480	2	42	222300	195000	195000	85250
May	364	10514	8	151	9800	4	70	6395	2	40	221730	194000	194500	85500
Jun	364	10514	8	151	9555	4	70	6230	2	39	220476	193400	193400	85550
Jul	374	11017	7	159	9907	5	110	6321	2	40	234904	210815	168575	85137
Aug	374	11017	7	159	9907	5	110	6321	2	40	210638	195800	178924	84950
Sep	374	11017	7	159	9907	5	110	6321	2	40	213856	195600	175822	84000
Oct	374	11017	7	159	9907	5	110	6321	2	40	216308	197100	172462	84100
Nov	374	11017	7	159	9907	5	110	6321	2	40	215692	196892	174908	84500
Dec	374	11017	7	159	9907	5	110	6321	2	40	219061	197500	179025	85000

Source: Textile Commissioner's Organization.

Year / month	Cotton Cloth (Mills Sector) (Thousand square metres)															Grand Total
	Fine					Medium					Coarse					
	Grey	Bleached	Dyed & Printed	Blended	Total	Grey	Bleached	Dyed & Printed	Blended	Total	Grey	Bleached	Dyed & Printed	Blended	Total	
2005-06	300857	12285	64544	42301	419987	76931	43118	170464	3976	294489	127112	22951	44720	5996	200779	915255
2006-07	307123	15290	77968	45866	446287	118208	38800	174108	5169	336285	157468	17586	45244	10063	230361	1012893
2007-08	318397	17800	80925	41347	458469	97785	38207	212153	6803	354948	130590	18053	47859	6588	193090	1006507
2008-09	323350	20706	80446	42402	466904	101250	38695	204411	6839	351195	130882	17981	45775	6946	201584	1019683
2009-10	566020	86127	297999	59441	1009587	0	0	0	0	0	0	0	0	0	0	1009587
2009 Jun	27919	2475	6604	3814	40812	9760	3375	15321	581	29037	9941	1503	3611	646	15701	85550
Jul	47504	7235	25382	5016	85137											
Aug	47585	7215	25151	4999	84950											
Sep	47105	7150	24870	4875	84000											
Oct	47075	7125	24825	5075	84100											
Nov	47345	7205	25250	4700	84500											
Dec	47504	7235	25382	4879	85000											
2010 Jan	47345	7205	25263	4987	84800											
Feb	47125	7175	24903	4897	84100											
Mar	47604	7335	25549	5012	85500											
Apr	46855	7000	24167	4978	83000											
May	46805	7000	23700	4995	82500											
Jun	46168	7247	23557	5028	82000											

Source: Textile Commissioner's Organization.

Contd.

## 5.2 Production of Manufacturing Items

Year / month	No. of reporting factories	Jute Textiles									
		Capacity installed		Capacity worked		Production (Tonnes)				Raw Jute consumed (Bales)	
		No. of Spindles	No. of Looms	No. of Spindles	No. of Looms	Total	Hessian	Sacking	Others		
2005-06	12	37603	2118	32566	1416	104504	23535	66145	14824	630483	
2006-07	12	34122	1933	29432	1292	118059	16488	87521	14050	691898	
2007-08	12	35100	1850	31560	1350	129026	26735	83853	18438	686020	
2008-09	12	35589	1828	31876	1361	137411	17224	108392	11795	844068	
2009-10	12	35978	1860	27469	1153	106247	17287	75890	13070	655438	
2010	May	10	36164	1877	29041	1115	9310	1239	6829	1242	53200
	Jun	10	36164	1877	29041	1115	8975	1842	6143	990	53276
	Jul	10	36164	1877	29041	1115	7012	1654	4371	987	53276
	Aug	10	36164	1877	29041	1115	6490	1680	3839	971	53276
	Sep	10	36164	1877	29041	1115	5781	1410	3215	1156	53276
	Oct	10	36164	1877	29041	1115	7870	1580	5104	1186	53276
	Nov	10	36164	1877	29041	1115	6968	1419	4296	1253	53276
	Dec	10	36164	1877	29041	1115	7645	1643	4647	1355	53276
2011	Jan	10	36164	1861	25608	969	7486	1676	4568	1242	46284
	Feb	10	...	...	...	...	7777	1534	5394	849	...
	Mar	...	...	...	...	...	9657	1466	7253	938	...
	Apr	10	...	...	...	...	9067	1370	6846	851	...
	May	...	...	...	...	...	9249	1319	7030	900	...

Year/month	Paper		Paper Board		
	No. of reporting factories	Production (Tonnes)	No. of reporting factories	Production (Tonnes)	
2005-06	19	167749	26	286095	
2006-07	19	161678	26	280369	
2007-08	19	192005	26	227599	
2008-09	19	252482	26	168758	
2009-10	19	248764	26	178097	
2010	May	19	21106	26	16363
	Jun	19	21360	26	16624
	Jul	19	22895	26	16079
	Aug	19	19254	26	18059
	Sep	19	18583	26	14442
	Oct	19	20829	26	18460
	Nov	19	20112	26	18006
	Dec	19	20238	26	17665
2011	Jan	19	18071	26	16641
	Feb	19	15865	26	15957
	Mar	19	18246	26	18295
	Apr	19	17032	26	15673
	May	19	18835	26	17571

## 5.2 Production of Manufacturing Items

Year / month	Chemicals (Tonnes)				
	No. of reporting factories	Soda Ash (i)	Caustic Soda (i)	Sulphuric Acid (ii)	Chlorine Gas (ii)
2005-06	12	318714	219312	94390	18287
2006-07	12	330622	242232	96311	17226
2007-08	12	364918	248276	102773	18189
2008-09	12	365323	245336	97168	16469
2009-10	12	409583	182277	84708	16066
2010 May	12	35772	16832	8975	1704
Jun	12	35580	13870	7690	1575
Jul	12	35789	15203	7986	1631
Aug	12	32648	15287	5746	1396
Sep	12	31435	12600	6891	1094
Oct	12	31058	13744	8100	1447
Nov	12	32250	16552	13997	1117
Dec	12	31000	14976	13594	1148
2011 Jan	12	29258	13944	12400	1374
Feb	12	27506	12059	12356	1287
Mar	12	31593	14296	9002	1135
Apr	12	31458	14619	12776	1239
May	12	31988	16135	12652	1265

Year/month	Chemical Fertilizers (Tonnes) (i)						Paints & Varnishes Solid (iii)		Paints & Varnishes Liquid (iii)	
	No. of reporting factories	Urea	Super Phosphate	Ammonium Nitrate	Nitro Phosphate	DI.Amm. Phosphate	No. of reporting factories	Production (Tonnes)	No. of reporting factories	Production (000 Ltrs.)
2005-06	11	4806404	160798	327918	356601	435982	102	17147	169	48019
2006-07	11	4732501	148888	330756	325826	397647	102	23936	169	53298
2007-08	11	4924963	157661	343728	329655	356230	102	26308	169	57103
2008-09	11	4918443	187433	344334	305678	530330	102	29835	169	62889
2009-10	11	5056511	148727	345546	304444	625805	102	30749	169	66242
2010 May	11	420679	7087	35105	32787	58735	102	2901	169	5736
Jun	11	423489	10594	34280	30310	58129	102	2788	169	5796
Jul	11	422399	13349	38110	31821	55486	102	2887	169	5509
Aug	11	395314	8502	33775	30305	62075	102	2128	169	5013
Sep	11	386329	9458	22975	21010	59314	102	2501	169	4158
Oct	11	390662	9729	30010	29090	67436	102	2375	169	4366
Nov	11	396428	15481	30090	27240	48780	102	1997	169	4045
Dec	11	408723	17994	32217	28109	67481	102	2257	169	4284
2011 Jan	11	289939	17389	0	0	24849	102	2396	169	4408
Feb	11	308487	14085	12795	12634	52679	102	1139	169	3010
Mar	11	357734	17859	29720	22950	43496	102	1481	169	2570
Apr	11	348528	15777	8090	6036	48941	102	2064	169	3714
May	11	406966	16655	32275	34404	68412	102	2275	169	4043

Source: (i) M/o. Industries & Production  
(ii) Provincial Bureau of Statistics

Contd.

## 5.2 Production of Manufacturing Items

Year/ Month	No. of Reporting Refineries	Petroleum Products (000 Ltrs)											Total Petroleum Products
		Jet Fuel	Kerosene	Motor Spirit	High Speed Diesel	Diesel Oil N.O.S.	Furnace Oil	Lubri- cating Oil	Jute Batching Oil	Solvent- Neptha	L.P.G.	Petroleum Products N.O.S.	
2005-06	4	1623797	278090	1624299	3943399	156039	3600007	227840	4369	1197599	523338	24596	13203374
2006-07	4	1512951	263032	1668498	3865853	170110	3430103	230799	4678	1254062	542707	28061	12970853
2007-08	4	1305081	278038	1836591	4256564	155184	3533738	229546	5089	1277453	512016	358512	13747813
2008-09	4	1238800	221373	1764044	3896100	109462	3283313	219506	4724	1029117	401386	315226	12483050
2009-10	4	1203573	172067	1833726	3747475	88095	2647761	215363	4090	899870	366549	345838	11524406
2010 May	4	96757	9330	155012	307914	4714	225254	19491	340	75551	24134	28787	947283
Jun	4	94569	11421	144113	273661	7342	196127	18431	466	71854	26545	27113	871640
Jul	4	93453	11606	159074	332716	7227	220962	17538	199	82956	28991	24624	979348
Aug	4	66246	11034	93553	239658	3900	165081	16904	311	95527	14060	23160	729433
Sep	4	87509	7197	109980	243353	5614	182141	18545	221	86171	18062	22046	780839
Oct	4	86650	15376	154074	323247	4977	216361	20248	267	77982	29219	24045	952445
Nov	4	103268	8687	143855	341304	6058	214365	19518	351	86548	30520	25246	979720
Dec	4	90298	12733	156560	338509	5713	261302	16565	215	95269	27881	21351	1026396
2011 Jan	4	94349	11501	167892	336936	6731	222663	22340	256	81616	34693	23489	1002464
Feb	4	81736	12459	149089	322195	3458	220588	19222	222	80452	33263	23583	946269
Mar	4	104099	14583	170487	339399	1002	236576	13295	335	83768	36094	19314	1018952
Apr	4	96842	5973	154163	355848	1695	213266	17967	368	89424	33962	22008	991517
May	4	77879	17649	135934	322858	2335	207134	19548	364	88533	29914	25163	927311

Source: Oil companies advisory committee (OCAC)

Year/month	Manufacture/Assembly of Automobiles (Nos.) (i)							Bicycles (ii)	
	Cars	Jeeps (4x4)	Light commercial vehicles	Trucks	Buses	Motor Cycles	Tractors	No. of reporting factories	Production (Nos.)
2005-06	160642	2472	29581	4518	825	751667	49439	5	589605
2006-07	176016	3298	19672	4410	993	839224	54610	5	486349
2007-08	164710	1590	21354	4993	1146	1057751	53607	5	535519
2008-09	84308	932	16158	3135	657	917628	60107	5	419897
2009-10	121647	1172	15568	3425	628	1389047	71730	5	447207
2010 May	11740	128	1353	300	31	135052	6291	5	39127
Jun	12072	156	1326	346	71	128026	6696	5	38158
Jul	12730	128	1552	304	49	121660	5693	5	27732
Aug	8962	100	1178	218	36	116770	4195	5	20946
Sep	10021	65	1437	278	48	114313	4553	5	32563
Oct	12168	87	1486	282	24	138733	6057	5	34824
Nov	10500	59	1709	143	49	134266	4434	5	21789
Dec	8571	65	1599	207	36	143557	7817	5	31246
2011 Jan	12025	56	1785	188	36	150750	5819	5	32145
Feb	10947	20	1254	187	30	137694	7138	5	31418
Mar	14946	82	2158	224	49	144174	6026	5	24581
Apr	11427	68	1594	280	35	138286	5702	5	28164
May	10984	101	1612	397	53	148063	6936	5	28036

---

Source: (i) M/o. Industries & Production  
(ii) Provincial Bureaus of Statistics.  
Bureau of Statistics, Punjab.

## 5.2 Production of Manufacturing Items

Year/month	Steel Products (Tonnes) (i)					
	Coke	Pig iron	Billets	H.R. sheets/ strips/plates/ coils	C.R. sheets/ strips/plates/ coils	Galvanized sheets
2005-06	182278	767956	230620	404245	146393	42786
2006-07	326297	1008778	341824	548873	141609	36794
2007-08	290948	993371	279065	534114	145559	26363
2008-09	423691	791052	252380	417693	117611	25262
2009-10	342812	483298	72807	335717	92872	5525
2010 May	27911	42005	0	34424	9707	0
Jun	26864	24864	11173	16936	6310	1984
Jul	27875	31798	302	26743	5845	0
Aug	27960	30548	0	25622	8539	0
Sep	26839	31966	0	23383	6925	0
Oct	26020	44428	1015	33518	9729	0
Nov	22635	43918	185	25983	7662	0
Dec	26639	32012	0	33619	8293	2030
2011 Jan	26272	33048	0	35461	9520	690
Feb	11556	34357	1369	28968	7557	0
Mar	23028	44600	175	36469	6217	0
Apr	32860	42396	259	33923	5923	0
May	28296	36471	107	27826	4936	0



Year/month	Cycle Tyres (i)		Cycle Tubes (i)		Motor tyres (ii)		Motor tubes (ii)		Cement (ii)	
	No. of reporting factories	Production (000 Nos.)	No. of reporting factories	Production (000 Nos.)	No. of reporting factories	Production (000 Nos.)	No. of reporting factories	Production (000 Nos.)	No. of reporting factories	Production (000 MT)
2005-06	9	5287	9	10204	4	5942	4	7164	22	18564
2006-07	9	5182	9	10420	4	7027	4	10277	22	22739
2007-08	9	4243	9	9224	4	6990	4	9627	22	26751
2008-09	9	3213	9	6876	4	7089	4	14515	21	28380
2009-10	9	3405	9	7273	4	8672	4	20152	21	31358
2010 May	9	326	9	634	4	847	4	1762	21	2785
Jun	9	317	9	707	4	649	4	1778	21	2766
Jul	9	290	9	703	4	821	4	1781	21	2414
Aug	9	240	9	466	4	664	4	1483	21	2226
Sep	9	242	9	495	4	647	4	1484	21	1860
Oct	9	249	9	482	4	722	4	1572	21	2678
Nov	9	246	9	477	4	732	4	1537	21	2194
Dec	9	197	9	423	4	805	4	1629	21	2276
2011 Jan	9	219	9	521	4	803	4	1425	21	2245
Feb	9	231	9	547	4	742	4	1566	21	2257
Mar	9	230	9	609	4	860	4	1666	21	2687
Apr	9	250	9	573	4	850	4	1655	21	2785
May	9	255	9	592	4	819	4	1660	21	2498

Source:(i) Provincial Bureaus' of Statistics Contd.  
(ii) M/o. Industries & Production

## 5.2 Production of Manufacturing Items

Year/month	No. of reporting factories	Electric Bulbs (iii) Production (000 Nos.)	No. of reporting factories	Electric Tubes (iii) Production (000 Metres)
2005-06	5	143634	2	19992
2006-07	5	144794	2	21400
2007-08	5	129848	2	19524
2008-09	5	91845	2	11101
2009-10	5	75558	2	2914
2010 May	6	5648	2	218
Jun	6	6535	2	158
Jul	6	6194	2	108
Aug	6	3618	2	87
Sep	6	4842	2	45
Oct	6	6788	2	120
Nov	6	5737	2	111
Dec	6	8246	2	111
2011 Jan	6	6932	2	117
Feb	6	6378	2	99
Mar	6	7834	2	126
Apr	6	8000	2	99
May	6	8003	2	30

Year/month	Sewing Machines (ii)		Electric Motors (ii)		Electric Transformers (ii)		T.V. Sets (iii)		
	No. of reporting factories	Production (Nos.)	No. of reporting factories	Production (Nos.)	No. of reporting factories	Production (Nos.)	No. of reporting factories	Production (Nos.)	
2005-06	7	39064	23	12223	10	44782	14	935098	
2006-07	7	52222	23	12830	10	53896	14	608635	
2007-08	7	57338	23	10808	10	37244	14	716086	
2008-09	7	50773	23	9306	10	29491	14	402349	
2009-10	7	48590	23	11228	10	29512	14	342800	
2010	May	7	3567	23	712	10	3158	14	28299
	Jun	7	3713	23	786	10	3436	14	20182
	Jul	7	3633	23	864	10	2664	14	25629
	Aug	7	4036	23	861	10	2387	14	29676
	Sep	7	4073	23	1127	10	1839	14	34086
	Oct	7	3964	23	896	10	995	14	38841
	Nov	7	3769	23	806	10	762	14	42048
	Dec	7	4505	23	577	10	749	14	38721
2011	Jan	7	4623	23	801	10	699	14	47049
	Feb	7	4045	23	1090	10	566	14	39959
	Mar	7	3680	23	1229	10	1149	14	40135
	Apr	7	3892	23	684	10	103	14	35550
	May	7	3287	23	870	10	254	14	43703

Source: (i) M/o. Industries & Production

(ii) Provincial Bureaus of Statistics

(iii) Pakistan Electronic Manufacturer Association (PEMA)

Contd.

## 6. MONEY & CREDIT

### 6.1 Reserve Money

Components	2005-06	2006-07	2007-08	2008-09	2009-10
A. Currency in Circulation	740390	840181	982325	1152173	1295385
B. Cash in Tills	48439	58072	68966	77006	87673
C. Other Deposits with SBP1/	4931	7012	4261	4659	6663
D. Bank Deposits	207574	305169	424549	273740	289566
<b>Reserve Money (A+B+C+D)</b>	<b>1001334</b>	<b>1210434</b>	<b>1480101</b>	<b>1507581</b>	<b>1679286</b>
<b>Factor affecting Reserve Money (RM)</b>					
A. Government Sector(1+2)	421453	362917	1052229	1181728	1224942
1. Budgetary Borrowings	403566	344991	1033715	1164647	1208651
2. Others	17887	17926	18514	17081	16291
B. Non-Govt. Sector (1+2+3)	211022	264302	219636	296291	306625
1. Claims on Scheduled Banks					
(a+b+c+d+e)	218358	271593	226808	303198	312680
a. Agriculture Sector	62195	62228	57778	58231	55483
b. Industrial Sector	7297	42150	39071	37859	42107
c. Export Sector	107982	134621	100039	177375	185541
d. Housing Sector	--	--	--	--	--
e. Others	40884	32594	29920	29733	29549
2. Claims on NBFIs	15889	16187	16425	16776	17628
3. Special a/c debt Repayment	-23225	-23478	-23597	-23683	-23683
C. Other Items (Net)	-196576	-204924	-271894	-294762	-231152
D. Net Domestic Assets (A+B+C)	435899	422295	999973	1183257	1300415
E. Net Foreign Assets	565435	788139	480129	324324	378872
F. Reserve Money (D+E)	1001334	1210434	1480101	1507581	1679286

---

 Contd.

## 6.1 Reserve Money

Components									2011					
	May,	Jun.,	Jul.,(P)	Aug.,(P)	Sept.(P)	Oct.,(P)	Nov.,(P)	Dec.,(P)	Jan.,	Feb.,	Mar.,	Apr.,	May,(P)	
A. Currency in Circulation	1317961	1295385	1E+06	1360192	1388758	1436300	1533109	1514875	1522084	1527517	1509996	r	1495492	1509999
B. Cash in Tills	76117	87673	75763	84383	90388	85113	98102	86095	83650	86036	89563		84872	89563
C. Other Deposits with SBF	5721	6663	6697	6188	8352	8089	8029	8010	11170	11050	10887		10358	10887
D. Bank Deposits	282350	289566	279883	295637	289162	313725	298422	326102	314135	306309	340931		300651	340931
<b>Reserve Money (A+B+C+D)</b>	<b>1682149</b>	<b>1679287</b>	<b>2E+06</b>	<b>1746400</b>	<b>1776660</b>	<b>1843227</b>	<b>1937662</b>	<b>1935082</b>	<b>1931039</b>	<b>1930912</b>	<b>1951377</b>	<b>r</b>	<b>1.9E+07</b>	<b>1951380</b>
<b>Factor Affecting Reserve Money (RM)</b>														
A. Government Sector(1+2)	1323368	1224942	1E+06	1346884	1344819	1365569	1477644	1319947	1341975	1299475	1213990	r	1425465	1213994
1. Budgetary Borrowing:	1307225	1208651	1E+06	1330622	1329111	1347859	1459962	1301052	1323158	1280458	1193808	r	1404955	1193812
2. Others	16143	16291	16901	16262	15708	17710	17682	18895	18817	19017	20182		20511	20182
B. Non-Govt. Sector (1+2+3)	313451	306625	306689	288244	288196	308720	318205	328525	329678	319301	318165	r	317388	318164
1. Claims on Scheduled Banks(a+b+c+d+e)	319491	312680	312682	294027	293979	314321	323513	333764	334926	325004	324030		323193	324030
a. Agriculture Sector	55732	55483	55233	54956	54663	54401	54123	53846	53569	53302	53048		53637	53048
b. Industrial Sector	42607	42107	42556	43071	42646	42945	42917	42101	41901	41715	41294		41510	41294
c. Export Sector	191605	185541	185344	166451	167121	187426	196924	208266	209905	200436	200137		198495	200137
d. Housing Sector	--	--	--	--	--	--	--	--	--	--	--		--	--
e. Others	29547	29549	29549	29549	29549	29549	29549	29551	29551	29551	29551		29550	29551
2. Claims on NBFIs	17643	17628	17690	17900	17900	18082	18375	18444	18435	17980	17971		18032	17971
3. Special a/c debt Repayment	-23683	-23683	-23683	-23683	-23683	-23683	-23683	-23683	-23683	-23683	-23837		-23837	-23837
C. Other Items (Net)	260390	-230979	r	-204116	-206822	-265937	-237781	-269089	-196332	-258131	-213629		-128472	-335265
D. Net Domestic Assets	1376429	1300588	1E+06	1428306	1367078	1436508	1526760	1452140	1413522	1405147	1403683	r	1407588	1403687
(A+B+C)														
E. Net Foreign Assets	305721	378872	348470	318094	409582	406720	410904	482942	517519	525765	547693		483784	547693
F. Reserve Money (D+E)	1682150	1679287	r	2E+06	1746400	1776660	1843228	1937664	1935082	1931041	1930912	r	1891372	1951380

Note: 1) Excluding IMP A/c Nos. 1,2 & SAF A/c loan, counterpart funds and deposits of foreign, government, Central Bank, international organizations and deposit money banks  
2) Source agency has made some changes in table Monetary Statistics and renamed as Reserve Money  
3) Provisional

Source: State Bank of Pakistan.

# 7. PRICE

## 7.1 Price Indices (General) with Percentage Change

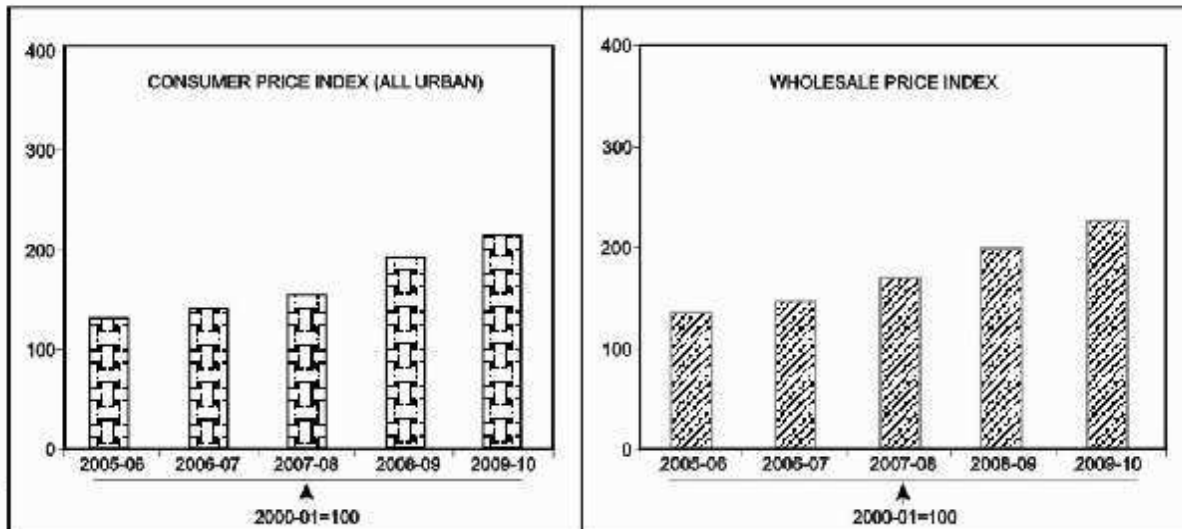
Year / month	Consumer price index (all urban)		Wholesale Price Index	
	index	Annual/monthly rate of change (%)	index	Annual/monthly rate of change (%)

(2000-01 = 100)

2005-06	131.64	7.92	136.68	10.10
2006-07	141.87	7.77	146.18	6.94
2007-08	158.90	12.00	170.15	16.41
2008-09	191.90	20.77	201.10	18.19
2009-10	214.41	11.73	226.49	12.63
2010 Jun	225.03	0.65	242.44	-0.63
Jul	227.79	1.23	246.48	1.67
Aug	233.50	2.51	252.93	2.62
Sep	239.69	2.65	258.22	2.09
Oct	241.17	0.62	266.19	3.09
Nov	244.84	1.52	275.46	3.48
Dec	243.60	-0.51	278.38	1.06
2011 Jan	246.76	1.30	282.96	1.65
Feb	244.93	-0.47	288.24	1.87
Mar	248.55	1.48	297.86	3.34
Apr	252.58	1.62	304.58	2.26
May	253.17	0.23	299.85	-1.55
Jun	254.57	0.55	300.50	0.22

Table No. 7.1

PRICE INDICES (GENERAL)



## 7.2 Combined Sensitive Price Indicator (SPI) by Income Groups

Year/Month	Income Groups				Combined
	Group-I	Group-II	Group-III	Group-IV	
	Upto Rs.3000	Rs.3001 to Rs.5000	Rs.5001 to Rs.12000	above Rs.12000	
(2000-01=100)					
2005 - 06	136.56	136.15	135.99	139.80	136.43
2006 - 07	151.34	150.44	149.97	152.32	149.29
2007 - 08	176.78	175.15	172.60	170.45	170.55
2008 - 09	218.16	216.02	213.77	208.87	209.29
2009 - 10	218.16	216.02	213.77	208.87	209.29
2010 Jun	259.23	257.10	255.66	250.99	250.61
Jul	264.02	262.34	260.53	254.77	255.13
Aug	271.58	269.75	267.49	260.62	261.70
Sep	283.30	280.91	277.62	267.95	270.75
Oct	289.49	286.80	282.84	271.45	275.31
Nov	300.46	296.90	291.97	279.89	284.33
Dec	298.53	294.87	290.30	279.19	282.83
2011 Jan	299.92	296.26	291.71	281.37	284.47
Feb	296.54	292.83	288.54	278.71	281.56
Mar	298.89	295.07	290.89	282.64	284.83
Apr	300.53	296.53	292.15	286.07	287.28
May	299.58	295.50	291.64	287.90	287.89
Jun	303.07	299.08	295.31	290.82	291.41

### 7.3 Combined Consumer Price Index Numbers by Commodity Groups

Year/month	General	Food & Beverages	Apparel Textile & Footwear	House Rent	Fuel & Lighting	Household Furniture & Equipment	Transport & Communication	Recreation & Entertainment	Education	Cleaning Laundry & P/Appearn	Medicare
<b>(2000-01=100)</b>											
2005-06	131.64	134.39	117.58	132.36	137.09	123.41	145.90	105.65	125.03	119.49	110.66
2006-07	141.87	148.21	123.70	141.21	149.43	131.64	148.96	105.76	133.82	124.55	120.91
2007-08	158.90	174.36	133.75	154.47	152.48	141.08	155.55	107.86	140.88	138.28	132.23
2008-09	191.10	215.69	152.82	180.90	198.92	159.58	192.55	120.00	165.27	163.17	147.25
2009-10	214.41	242.59	162.49	205.88	226.90	169.76	204.15	127.09	185.74	180.52	157.02
2010 Jun	225.03	254.42	170.99	213.21	242.34	175.90	221.20	139.16	193.42	188.47	166.58
Jul	227.79	258.19	173.11	213.98	251.82	177.79	221.99	139.12	193.61	190.23	167.20
Aug	233.50	271.35	173.35	215.05	252.08	179.47	222.20	139.25	193.66	190.23	167.69
Sep	239.69	285.63	175.04	215.77	252.69	180.62	222.01	139.25	193.70	191.61	169.67
Oct	241.17	285.89	176.54	216.73	256.98	182.40	227.96	139.28	194.24	195.47	170.04
Nov	244.84	292.20	178.08	217.91	259.06	184.47	228.79	139.45	194.75	200.02	178.98
Dec	243.60	286.64	179.84	219.32	263.60	185.96	229.20	139.56	194.79	201.77	181.45
2011 Jan	246.76	292.52	181.46	220.82	265.58	187.75	229.49	139.61	195.46	202.36	183.71
Feb	244.93	286.26	183.07	222.39	266.04	189.50	230.63	139.71	195.73	202.78	184.68
Mar	248.55	292.03	185.96	224.01	265.98	191.75	324.58	139.80	195.83	209.13	185.11
Apr	252.56	296.04	189.61	226.06	267.74	193.62	246.60	140.02	201.94	214.65	189.82
May	253.17	292.73	193.07	228.29	269.88	195.48	254.81	140.22	204.28	218.00	194.27
Jun	254.57	294.29	193.99	230.50	268.53	195.63	253.95	140.32	207.64	221.63	195.38



### 7.4 Consumer Price Index Numbers by Major Groups and Selected Commodities

ITEM AND SPECIFICATION	WEIGHT	INDEX NUMBERS			% CHANGE IN JUNE - 11 OVER	
		JUNE - 11	MAY - 11	JUNE - 10	MAY - 11	JUNE - 10
GENERAL	100.0000	260.32	258.92	225.03	+ 0.54	+ 15.68
FOOD & BEVERAGES.	40.3416	294.29	292.73	254.42	+ 0.53	+ 15.67
01 WHEAT	0.4830	283.54	283.35	278.22	+ 0.07	+ 1.91
02 WHEAT FLOUR	5.1122	291.82	296.66	280.97	- 1.63	+ 3.86
03 MAIDA	0.1059	277.15	275.73	270.25	+ 0.51	+ 2.55
04 BESAN	0.1320	250.61	253.48	210.38	- 1.13	+ 19.12
05 RICE	1.3369	328.68	326.43	279.74	+ 0.69	+ 17.49
06 PULSE MASOOR	0.2214	301.31	311.34	333.92	- 3.22	- 9.77
07 PULSE MOONG	0.2230	468.48	466.32	385.87	+ 0.46	+ 21.41
08 PULSE MASH	0.2017	344.47	349.78	364.75	- 1.52	- 5.56
09 PULSE GRAM	0.4272	236.21	235.77	198.71	+ 0.19	+ 18.87
10 GRAM WHOLE	0.1491	246.61	245.27	202.68	+ 0.55	+ 21.67
11 MUSTARD OIL	0.0456	305.26	301.97	249.34	+ 1.09	+ 22.43
12 COOKING OIL	0.6858	310.94	310.94	234.30	+ 0.00	+ 32.71
13 VEGETABLE GHEE	2.6672	347.68	344.90	249.88	+ 0.81	+ 39.14
14 SUGAR	1.9467	251.53	238.22	231.05	+ 5.59	+ 8.86
15 GUR	0.0735	320.41	316.46	278.10	+ 1.25	+ 15.21
16 TEA	1.2559	233.57	233.97	205.47	- 0.17	+ 13.68
17 MILK FRESH	6.6615	321.42	315.26	266.26	+ 1.95	+ 20.72
18 MILK POWDER	0.1105	260.45	258.19	227.15	+ 0.88	+ 14.66
19 MILK PRODUCTS	0.5607	291.37	285.89	242.07	+ 1.92	+ 20.37
20 HONEY	0.0358	277.09	275.98	221.79	+ 0.40	+ 24.93
21 CEREALS	0.0878	283.83	283.94	256.83	- 0.04	+ 10.51
22 JAM, TOMATO, PICKLES & VINEGAR	0.2472	230.87	225.85	202.87	+ 2.22	+ 13.80
23 BEVERAGES	0.7286	231.59	226.31	200.44	+ 2.33	+ 15.54
24 CONDIMENTS	0.3392	279.51	278.39	248.47	+ 0.40	+ 12.49
25 SPICES	0.6008	372.92	370.47	242.88	+ 0.66	+ 53.54
26 DRY FRUIT	0.2760	406.74	404.57	352.10	+ 0.54	+ 15.52
27 BAKERY & CONFECTIONARY	2.9837	163.49	162.32	151.84	+ 0.72	+ 7.67
28 CIGARETTES	0.9527	248.06	239.91	232.79	+ 3.40	+ 6.56
29 BETEL LEAVES & NUTS	0.1851	231.66	231.44	203.35	+ 0.10	+ 13.92
30 READYMADE FOOD	1.6833	309.26	306.68	260.41	+ 0.84	+ 18.76
31 SWEETMEAT & NIMCO	0.3846	327.64	325.30	266.85	+ 0.72	+ 22.78
32 FISH	0.2703	244.32	250.09	215.91	- 2.31	+ 13.16
33 MEAT	2.6981	425.30	419.02	349.13	+ 1.50	+ 21.82
34 CHICKEN FARM	0.9158	247.39	239.52	236.95	+ 3.29	+ 4.41
35 EGGS	0.4119	258.87	230.93	228.77	+ 12.10	+ 13.16
36 POTATOES	0.5806	312.76	274.25	276.35	+ 14.04	+ 13.18
37 ONIONS	0.6237	147.97	159.52	219.64	- 7.24	- 32.63
38 TOMATOES	0.4833	143.02	109.78	167.91	+ 30.28	- 14.82
39 VEGETABLES	1.8377	287.96	299.17	281.38	- 3.75	+ 2.34
40 FRESH FRUITIS	1.6156	336.96	378.77	246.31	- 11.04	+ 36.80
APPAREL, TEXTILE & FOOTWEAR.	6.0977	193.99	193.07	170.99	+ 0.48	+ 13.45
41 COTTON CLOTH	1.6197	215.65	214.36	181.82	+ 0.60	+ 18.61
42 SILK, LINEN, WOOLEN/CLOTH	0.5766	202.83	202.32	174.02	+ 0.25	+ 16.56
43 TAILORING CHARGES	0.8636	213.48	212.38	187.67	+ 0.52	+ 13.75
44 HOSIERY	0.1528	219.44	218.39	183.05	+ 0.48	+ 19.88

Contd.

### 7.4 Consumer Price Index Numbers by Major Groups and Selected Commodities

ITEM AND SPECIFICATION	WEIGHT	INDEX NUMBERS			% CHANGE IN JUNE - 11 OVER	
		JUNE - 11	MAY - 11	JUNE - 10	MAY - 11	JUNE - 10
45 READYMADE GARMENTS	1.2038	178.29	176.86	155.20	+ 0.81	+ 14.88
46 WOOLEN READYMADE GARMENTS	0.1485	226.60	225.32	200.74	+ 0.57	+ 12.88
47 FOOTWEAR	1.5327	163.42	163.30	157.30	+ 0.07	+ 3.89
HOUSE RENT.	23.4298	230.50	228.29	213.21	+ 0.97	+ 8.11
48 HOUSE RENT INDEX (Combined)	23.4298	230.50	228.29	213.21	+ 0.97	+ 8.11
FUEL AND LIGHTING.	7.2912	347.50	348.85	242.34	- 0.39	+ 43.39
49 KEROSENE	0.1366	581.33	612.08	463.98	- 5.02	+ 25.29
50 FIREWOOD	0.4778	433.49	426.58	347.55	+ 1.62	+ 24.73
51 MATCH BOX	0.1301	200.00	200.00	200.00	+ 0.00	+ 0.00
52 BULB & TUBE	0.1311	153.09	152.94	137.76	+ 0.10	+ 11.13
53 ELECTRICITY	4.3698	213.32	212.90	189.54	+ 0.20	+ 12.55
54 NATURAL GAS	2.0458	620.24	625.52	325.15	- 0.84	+ 90.76
H.HOLD.FURNITURE & EQUIPMENT ETC.	3.2862	195.63	195.48	175.89	+ 0.08	+ 11.22
55 UTENSILS	0.3690	179.13	178.10	160.54	+ 0.58	+ 11.58
56 PLASTIC PRODUCTS	0.1055	250.62	250.62	215.83	+ 0.00	+ 16.12
57 SUITCASE	0.0470	193.83	193.83	171.49	+ 0.00	+ 13.03
58 HOUSE HOLD EQUIPMENTS	0.0953	185.52	185.52	164.95	+ 0.00	+ 12.47
59 FURNITURE (Ready Made)	0.3054	211.17	211.10	190.47	+ 0.03	+ 10.87
60 FURNISHING	0.6362	189.47	189.42	167.13	+ 0.03	+ 13.37
61 ELECT. IRON FANS & WASHING MACHINE	0.1889	182.80	182.80	169.72	+ 0.00	+ 7.71
62 SEWING MACHINE,CLOCK AND NEEDLES	0.1270	170.94	170.94	152.44	+ 0.00	+ 12.14
63 REFRIGERATOR & AIRCONDITIONER	0.1756	154.33	153.93	138.04	+ 0.26	+ 11.80
64 MARRIAGE HALL	0.0445	253.48	253.48	211.69	+ 0.00	+ 19.74
65 HOUSE HOLD SERVANT	1.1918	204.65	204.65	186.82	+ 0.00	+ 9.54
TRANSPORT & COMMUNICATION.	7.3222	253.94	254.80	221.20	- 0.34	+ 14.80
66 PETROL	1.7253	285.89	291.27	223.82	- 1.85	+ 27.73
67 DIESEL	0.2070	598.55	618.45	455.56	- 3.22	+ 31.39
68 CNG. FILLING CHARGES	0.1649	243.54	243.54	226.80	+ 0.00	+ 7.38
69 SERVICE CHARGES	0.3835	203.86	200.91	184.17	+ 1.47	+ 10.69
70 VEHICLES	0.2596	151.12	150.65	137.13	+ 0.31	+ 10.20
71 TYRE & TUBE	0.2831	211.52	210.88	174.14	+ 0.30	+ 21.47
72 TRANSPORT FARE/CHARGES	2.1236	326.02	326.02	294.70	+ 0.00	+ 10.63
73 TRAIN FARE	0.1514	287.05	287.05	253.24	+ 0.00	+ 13.35
74 AIR FARE	0.0983	427.16	369.79	365.51	+ 15.51	+ 16.87
75 COMMUNICATION	1.9255	128.28	128.28	127.84	+ 0.00	+ 0.34
RECREATION & ENTERTAINMENT.	0.8259	140.32	140.22	139.16	+ 0.07	+ 0.83
76 RECREATION	0.3399	142.98	142.98	142.98	+ 0.00	+ 0.00
77 ENTERTAINMENT	0.4860	138.46	138.29	136.48	+ 0.12	+ 1.45
EDUCATION.	3.4548	207.64	204.28	193.42	+ 1.64	+ 7.35
78 TUTION FEES	2.3629	206.01	202.19	189.67	+ 1.89	+ 8.61
79 STATIONERY	0.3500	206.63	204.97	190.60	+ 0.81	+ 8.41
80 TEXT BOOKS	0.6894	222.92	220.00	215.90	+ 1.33	+ 3.25
81 COMPUTER & ALLIED PRODUCTS	0.0525	87.05	87.05	85.52	+ 0.00	+ 1.79
CLEANING LAUNDRY & PER.APEARANCE.	5.8788	221.63	218.00	188.47	+ 1.67	+ 17.59
82 WASHING SOAP & DETERGENT	1.5535	194.99	189.03	170.67	+ 3.15	+ 14.25

Contd.

#### 7.4 Consumer Price Index Numbers by Major Groups and Selected Commodities

ITEM AND SPECIFICATION	WEIGHT	INDEX NUMBERS			% CHANGE IN JUNE - 11 OVER	
		JUNE - 11	MAY - 11	JUNE - 10	MAY - 11	JUNE - 10
83 TOILET SOAP	0.7436	243.11	237.36	186.50	+ 2.42	+ 30.35
84 TOOTH PASTE	0.4036	122.70	122.55	119.57	+ 0.12	+ 2.62
85 SHAVING ARTICLES	0.3480	171.81	171.41	157.90	+ 0.23	+ 8.81
86 COSMETICS	1.4272	183.81	182.60	170.89	+ 0.66	+ 7.56
87 WATCHES	0.0552	157.43	157.07	146.01	+ 0.23	+ 7.82
88 JEWELLERY	0.3936	601.70	591.97	449.87	+ 1.64	+ 33.75
89 LAUNDRY CHARGES	0.2207	234.21	232.67	197.87	+ 0.66	+ 18.37
90 HAIR CUT & BEAUTY PARLOUR CHARGES	0.7334	205.00	202.71	174.91	+ 1.13	+ 17.20
MEDICARE.	2.0728	195.38	194.27	166.58	+ 0.57	+ 17.29
91 DRUGS & MEDICARES	1.0752	153.97	153.68	135.19	+ 0.19	+ 13.89
92 DOCTOR'S FEE	0.9976	240.01	238.01	200.40	+ 0.84	+ 19.77

---

Contd.

7.5 Combined Consumer Price Index Numbers  
by Income Groups and Commodity Groups  
April, 2011

(2000 - 2001 = 100)

INCOME GROUP	GENERAL	FOOD & BEVERAGES	APPAREL TEXTILE & FOOTWEAR	HOUSE RENT	FUEL & LIGHTING	HOUSEHOLD FURNITURE & EQUIP- MENTS, ETC	TRANSPORT & COMMUN- ICATION	RECREATION ENTERTAIN- MENT	EDUCATION	CLEANING LAUNDRY & PERSONAL APPEARANC	MEDICARE
--------------	---------	---------------------	----------------------------------	---------------	--------------------	--	-----------------------------------	----------------------------------	-----------	--	----------

ALL URBAN COMBINED.

ALL INCOME GROUPS (AGGREGATED)	260.32	294.29	193.99	230.50	347.50	195.64	253.94	140.32	207.64	221.63	195.36
INCOME UPTO Rs. 3000.	267.92	301.87	199.50	230.50	266.53	201.44	289.18	144.38	216.32	214.34	197.92
INCOME Rs. 3001 - 5000.	266.69	298.30	197.04	230.50	292.92	194.16	299.14	143.76	218.96	208.88	198.23
INCOME Rs. 5001 - 12000.	265.49	295.33	194.55	230.50	359.64	192.72	269.55	142.77	213.94	211.44	195.58
INCOME ABOVE Rs. 12000.	253.59	291.25	192.48	230.50	351.26	196.74	241.28	138.46	203.04	237.50	194.31

**7.6 Consumer Price Index Numbers by Income Groups  
and Combined for Selected Cities  
June , 2011**

(2000-2001=100)

INCOME GROUP/CITY	GENERAL	FOOD & BEVERAGE	APPARELS TEXTILE & FOOTWEAR	HOUSE RENT	FUEL & LIGHTING	HOUSEHLD FURNITURE & EQUIPMENTS ETC.	TRANSPORT & COMMUNICATION	RECREATION ENTERTAINMENT	EDUCATION	CLEANING LAUNDRY & PERSONAL APPEARANCE	MEDICARE
-------------------	---------	-----------------	-----------------------------	------------	-----------------	--------------------------------------	---------------------------	--------------------------	-----------	--	----------

INCOME UPTO Rs.3000.

LAHORE	252.48	296.48	200.15	200.79	238.67	208.78	320.01	157.96	215.87	237.45	168.76
FAISALABAD	247.75	291.51	198.97	217.40	228.75	181.08	244.59	151.55	189.47	207.83	198.07
RAWALPINDI	263.01	307.28	199.25	232.84	205.97	228.80	323.12	134.47	286.91	215.13	192.81
MULTAN	266.75	300.25	189.70	239.61	259.06	172.83	303.96	155.31	217.26	223.30	235.76
GUURANWALA	262.37	305.88	233.81	218.30	205.52	216.63	298.64	150.17	337.75	210.78	175.02
ISLAMABAD	259.27	297.49	199.49	233.89	224.53	235.99	349.59	119.72	298.45	205.20	221.91
SARGODHA	269.70	301.51	231.02	217.40	291.70	206.26	245.65	167.49	224.24	230.54	171.29
SIALKOT	249.25	286.27	183.02	217.91	223.35	175.48	267.78	155.51	227.42	184.93	230.36
BAHAWALPUR	275.45	309.69	252.55	239.61	270.75	229.63	275.03	145.57	218.15	212.95	162.20
KARACHI	252.53	289.26	195.63	213.81	199.28	200.28	303.90	132.09	206.20	198.78	232.84
HYDERABAD	253.59	287.45	197.65	241.18	208.11	185.65	286.48	153.63	215.95	200.95	194.23
SUKKUR	264.03	310.40	190.23	238.67	210.54	201.27	214.31	157.73	202.16	199.52	237.73
LARKANA	262.01	304.27	195.23	238.67	200.70	171.62	249.42	136.92	179.88	199.88	185.44
PESHAWAR	266.06	294.68	207.22	229.51	237.76	226.20	327.46	133.84	271.19	238.34	273.80
BANNU	273.20	301.23	194.24	229.51	303.60	210.74	298.57	153.13	261.79	217.67	195.32
QUETTA	289.14	342.28	187.60	241.93	268.15	140.57	285.41	180.09	149.22	215.80	158.24
KHUZZAR	287.94	316.61	177.06	241.93	299.63	252.87	285.81	135.05	167.31	201.65	222.17

INCOME Rs.3001 - 5000.

LAHORE	252.73	291.21	197.10	200.79	277.10	211.67	334.30	149.92	206.81	233.69	168.87
FAISALABAD	256.71	289.94	199.85	217.40	285.53	181.36	308.54	156.18	187.57	218.24	193.22
RAWALPINDI	260.22	294.98	200.48	232.84	255.04	220.63	319.00	154.66	276.04	209.09	204.37
MULTAN	265.99	302.52	181.30	239.61	270.21	173.54	301.53	157.62	211.61	215.26	225.99
GUURANWALA	266.20	299.83	232.80	218.30	255.51	211.11	301.42	178.66	360.79	204.14	176.08
ISLAMABAD	261.21	298.69	197.79	233.89	282.27	241.50	305.42	157.40	271.08	211.67	215.25
SARGODHA	270.85	302.87	220.65	217.40	302.68	206.38	252.49	148.22	253.09	221.42	175.88
SIALKOT	253.51	291.70	186.24	217.91	267.59	195.20	266.52	155.30	251.04	182.38	225.32
BAHAWALPUR	278.23	310.75	252.85	239.61	299.35	224.10	264.48	144.62	229.06	200.54	168.30
KARACHI	253.19	285.20	195.17	213.81	246.10	203.25	313.17	139.08	207.04	202.34	219.99
HYDERABAD	253.75	287.65	195.83	241.18	244.45	186.38	258.89	147.49	193.12	199.32	193.17
SUKKUR	259.67	291.91	188.12	238.67	241.29	204.87	230.59	134.46	209.86	211.45	246.62
LARKANA	261.12	298.32	195.48	238.67	254.68	166.45	246.08	147.33	169.62	188.34	190.96
PESHAWAR	273.05	294.19	202.00	229.51	281.15	216.54	338.90	180.83	254.74	235.97	293.10
BANNU	272.81	297.31	191.33	229.51	343.52	209.94	297.73	161.44	257.41	207.32	205.26
QUETTA	267.37	311.30	172.30	241.93	247.37	178.29	330.23	144.02	192.43	208.20	152.00
KHUZZAR	290.01	317.26	179.65	241.93	340.35	243.66	292.95	141.67	175.86	191.11	232.61

Contd.

**7.6 Consumer Price Index Numbers by Income Groups  
and Combined for Selected Cities  
June , 2011**

(2000-2001=100)

INCOME GROUP/CITY	GENERAL	FOOD & BEVERAGE	APPARELS TEXTILE & FOOTWEAR	HOUSE RENT	FUEL & LIGHTING	HOUSEHLD FURNITURE & EQUIPMENTS ETC.	TRANSPORT & COMMUNICATION	RECREATION ENTERTAINMENT	EDUCATION	CLEANING LAUNDRY & PERSONAL APPEARANCE	MEDICARE
-------------------	---------	-----------------	-----------------------------	------------	-----------------	--------------------------------------	---------------------------	--------------------------	-----------	--	----------

INCOME Rs.5001 - 12000.

LAHORE	243.55	286.93	191.38	200.79	258.85	208.98	279.10	146.44	196.06	230.49	167.10
FAISALABAD	249.93	289.19	199.49	217.40	265.54	181.25	271.29	151.98	178.42	203.26	193.66
RAWALPINDI	256.52	291.17	198.64	232.84	264.74	224.76	277.34	147.56	254.86	233.20	201.38
MULTAN	256.61	299.06	176.95	239.61	257.87	176.79	253.18	157.37	213.68	205.99	218.33
GUJRANWALA	262.44	299.65	232.27	218.30	253.07	206.25	230.25	133.58	357.79	205.15	171.40
ISLAMABAD	254.91	292.68	196.76	233.89	264.24	264.67	273.55	138.60	270.89	211.40	213.12
SARGODHA	270.15	301.65	213.75	217.40	285.83	223.68	263.60	155.30	243.33	224.58	180.84
STALKOT	247.58	288.15	184.94	217.91	260.00	190.34	232.77	144.83	237.96	182.34	226.00
BAHAWALPUR	268.69	312.77	248.88	239.61	269.04	214.36	232.53	155.90	211.64	200.01	164.03
KARACHI	247.73	279.67	190.53	213.81	254.37	205.88	282.35	139.62	206.43	207.51	216.13
HYDERABAD	250.97	285.64	194.92	241.18	252.89	190.37	236.01	147.51	187.61	208.31	194.82
SUKKUR	254.96	286.96	185.68	238.67	252.52	199.44	215.97	137.01	218.26	204.54	232.62
LARKANA	258.97	298.01	195.11	238.67	257.39	173.66	224.23	144.26	163.90	197.31	194.29
PESHAWAR	263.76	292.46	195.08	229.51	266.77	205.75	311.91	153.38	246.26	228.61	293.13
BANNU	266.18	293.69	193.40	229.51	326.08	204.60	239.40	156.05	257.22	204.71	216.65
QUETTA	265.20	309.96	170.91	241.93	268.32	186.15	281.84	147.78	196.04	218.43	153.31
KHUZZDAR	276.13	313.33	175.88	241.93	316.08	241.06	283.76	116.59	174.91	183.52	224.86

INCOME above Rs. 12000.

LAHORE	232.09	280.81	187.13	200.79	249.27	220.44	236.15	132.52	179.44	235.34	165.52
FAISALABAD	239.01	285.70	198.32	217.40	245.69	179.30	238.81	143.30	153.27	226.90	188.75
RAWALPINDI	256.08	289.36	198.74	232.84	261.50	267.37	268.74	132.24	241.34	281.70	201.72
MULTAN	243.45	288.64	171.05	239.61	248.73	212.95	218.11	145.13	207.70	213.47	216.37
GUJRANWALA	256.40	299.60	228.62	218.30	252.95	179.58	211.79	165.00	356.87	222.63	165.14
ISLAMABAD	251.63	287.10	198.81	233.89	262.08	296.36	259.60	129.52	234.40	271.78	213.50
SARGODHA	261.75	301.19	212.13	217.40	268.10	248.98	248.26	146.23	223.27	231.26	176.94
STALKOT	240.62	283.42	183.13	217.91	256.16	195.38	218.93	142.10	230.88	227.73	219.48
BAHAWALPUR	255.04	309.83	247.11	239.61	252.72	239.26	230.58	146.66	196.77	201.07	172.06
KARACHI	238.67	275.24	186.05	213.81	246.04	248.06	232.30	135.05	210.07	239.25	217.72
HYDERABAD	246.36	280.07	191.21	241.18	255.98	195.47	219.76	136.26	197.41	247.42	197.05
SUKKUR	248.86	275.63	185.67	238.67	252.46	201.47	216.79	123.45	207.09	244.10	217.28
LARKANA	253.10	294.27	192.54	238.67	253.18	164.36	220.97	142.34	158.69	195.15	207.77
PESHAWAR	255.73	288.61	200.08	229.51	262.70	210.28	277.64	140.11	230.37	233.36	266.75
BANNU	260.37	288.50	192.17	229.51	310.27	238.61	214.07	150.37	262.80	205.62	207.48
QUETTA	266.14	312.08	167.99	241.93	278.60	213.35	278.61	135.89	214.14	232.88	152.01
KHUZZDAR	269.82	304.91	178.11	241.93	317.24	194.67	257.07	83.47	157.52	335.16	202.00

Contd.

**7.6 Consumer Price Index Numbers by Income Groups  
and Combined for Selected Cities  
June , 2011**

(2000-2001=100)

INCOME GROUP/CITY	GENERAL	FOOD & BEVERAGE	APPARELS TEXTILE & FOOTWEAR	HOUSE RENT	FUEL & LIGHTING	HOUSEHLD FURNITURE & EQUIPMENTS ETC.	TRANSPORT & COMMUNICATION	RECREATION ENTERTAINMENT	EDUCATION	CLEANING LAUNDRY & PERSONAL APPEARANCE	MEDICARE
-------------------	---------	-----------------	-----------------------------	------------	-----------------	--------------------------------------	---------------------------	--------------------------	-----------	--	----------

INCOME combined.

LAHORE	238.64	284.78	190.03	200.79	255.84	217.40	250.80	137.10	186.48	232.89	166.54
FAISALABAD	244.68	287.67	198.94	217.40	257.45	180.03	248.86	147.00	162.31	216.04	191.49
RAWALPINDI	256.57	290.86	198.80	232.84	261.77	253.62	272.39	136.93	247.32	254.09	201.76
MULTAN	253.44	296.67	176.17	239.61	257.01	195.64	233.29	150.86	210.65	210.19	219.45
GURANWALA	261.55	299.83	231.61	218.30	252.07	196.29	228.39	150.48	357.74	208.99	170.59
ISLAMABAD	252.14	288.36	198.42	233.89	262.49	293.42	260.49	130.16	237.63	262.32	213.49
SARGODHA	267.95	301.68	214.30	217.40	284.28	234.22	254.85	150.62	237.85	226.05	178.96
SIALKOT	243.86	285.83	183.96	217.91	258.27	194.02	223.27	142.28	233.67	208.75	222.25
BAHAWALPUR	266.49	311.26	249.33	239.61	272.26	230.05	233.94	148.76	206.10	201.40	167.65
KARACHI	243.50	278.24	188.85	213.81	249.74	235.93	249.80	136.63	208.73	222.99	217.33
HYDERABAD	250.03	284.55	194.17	241.18	252.23	192.04	230.79	143.58	191.33	217.67	195.19
SUKKUR	254.52	285.84	186.07	238.67	249.98	200.57	217.58	132.91	214.71	213.31	231.31
LARKANA	258.11	297.39	194.69	238.67	255.44	170.55	224.53	143.83	162.95	195.58	196.74
PESHAWAR	260.81	291.14	197.91	229.51	266.07	209.05	289.81	144.99	236.99	231.49	281.97
BANNU	266.06	293.50	192.73	229.51	323.19	219.62	231.40	154.27	259.45	206.49	211.48
QUETTA	265.80	311.01	169.78	241.93	270.07	202.29	281.24	140.75	205.97	223.69	152.76
KHUZDAR	280.70	314.50	177.35	241.93	322.41	238.82	284.26	107.77	173.91	197.37	225.91

Contd.

## 7.7 Combined Consumer Price Index Numbers by Income Group/City and Commodity Groups for all Centres Covered in CPI

June, 2011

(2000 - 2001 = 100)

C I T Y	GENERAL	FOOD & BEVERAGES	APPAREL TEXTILE & FOOTWEAR	HOUSE RENT	FUEL & LIGHTING	HOUSEHOLD FURNITURE & EQUIP- MENTS, ETC	TRANSPORT & COMMUN- ICATION	RECREATION ENTERTAIN- MENT	EDUCATION	CLEANING LAUNDRY & PERSONAL APPEARANC	MEDICARE
---------	---------	---------------------	----------------------------------	---------------	--------------------	--	-----------------------------------	----------------------------------	-----------	--	----------

ALL CATEGORIES OF EMPLOYEES  
AND INCOME GROUPS COMBINED.

LAHORE	01	238.71	284.78	190.03	200.79	255.84	217.40	250.80	141.31	184.53	232.46	166.54	01
FAISALABAD	02	244.73	287.67	198.94	217.40	257.45	180.03	248.86	147.84	161.52	216.10	191.49	02
RAWALPINDI	03	256.66	290.86	198.80	232.84	261.77	253.62	272.39	141.86	242.61	253.43	201.76	03
MILTAN	04	253.57	296.67	176.17	239.61	257.01	195.64	233.29	153.02	209.22	209.56	219.45	04
GUJRAWALA	05	261.55	299.83	231.61	218.30	252.07	196.29	228.39	147.80	357.07	210.05	170.59	05
ISLAMABAD	06	252.29	288.36	198.42	233.89	262.49	293.42	260.49	137.34	231.62	259.68	213.49	06
SARGODHA	07	268.00	301.68	214.30	217.40	284.28	234.22	254.85	151.41	237.30	225.52	178.96	07
SIALKOT	08	244.01	285.83	183.96	217.91	258.27	194.02	223.27	141.10	232.59	207.68	222.25	08
BAHAWALPUR	09	266.54	311.26	249.33	239.61	272.26	230.05	233.94	145.66	205.78	201.49	167.65	09
JHANG	10	274.13	303.60	221.75	217.40	322.31	207.25	242.90	143.01	230.39	213.17	269.68	10
OKARA	11	270.66	306.28	234.24	200.79	354.67	170.23	221.06	148.74	285.15	203.13	243.08	11
D.G. KHAN	12	261.17	292.91	198.82	239.61	269.87	213.12	243.74	138.50	247.70	191.23	185.88	12
JEHLUM	13	256.76	289.67	191.17	232.84	285.93	214.52	218.68	149.31	246.84	203.91	171.13	13
BAHAWALNAGAR	14	283.03	302.35	286.38	239.61	361.70	236.95	237.88	149.63	234.49	280.83	144.42	14
VEHARI	15	275.45	318.12	191.39	239.61	313.13	180.82	246.87	133.27	208.08	207.79	181.92	15
MIANWALI	16	265.13	300.08	191.33	217.40	343.89	175.57	194.02	146.34	203.86	225.50	208.91	16
ATTOCK	17	255.53	284.94	205.87	232.84	279.09	203.11	240.66	142.73	299.15	227.45	267.30	17
SAMUNDARI	18	267.01	296.08	211.68	217.40	344.91	235.89	262.04	153.36	225.00	255.38	208.02	18
KARACHI	19	243.52	278.24	188.85	213.81	249.74	235.93	249.80	138.26	207.72	223.56	217.33	19
HYDERABAD	20	250.11	284.55	194.17	241.18	252.23	192.04	230.79	144.15	189.62	217.68	195.19	20
SUKKUR	21	254.57	285.84	186.07	238.67	249.98	200.57	217.58	133.09	213.90	213.04	231.31	21
LARKANA	22	258.16	297.39	194.69	238.67	255.44	170.55	224.53	142.94	162.13	195.98	196.74	22
MIRPUR KHAS	23	259.72	292.69	207.04	241.18	248.48	193.13	288.84	126.61	162.05	222.51	236.40	23
NAWABSHAH	24	266.90	297.44	200.24	241.18	259.29	197.60	251.21	151.57	279.89	246.06	201.28	24
SHAHADPUR	25	268.77	302.38	205.71	241.18	260.07	197.23	243.50	149.14	233.23	242.26	238.53	25
KUNRI	26	258.63	297.19	206.12	241.18	312.30	180.89	240.35	126.27	163.91	186.73	247.47	26
PESHAWAR	27	260.86	291.14	197.91	229.51	266.07	209.05	289.81	147.32	235.29	231.13	281.97	27
MARDAN	28	271.68	300.15	203.77	229.51	268.95	224.66	285.26	145.26	240.05	249.09	248.28	28
ABBOTABAD	29	246.70	277.64	184.62	229.51	272.33	188.04	212.64	142.62	218.38	232.35	182.15	29
D. I. KHAN	30	262.63	300.97	170.12	229.51	321.92	169.43	254.01	137.43	228.25	285.62	154.20	30
BANNU	31	266.16	293.50	192.73	229.51	323.19	219.62	231.40	154.38	259.08	205.59	211.48	31
QUETTA	32	265.89	311.01	169.78	241.93	270.07	202.29	281.24	141.95	202.57	223.97	152.76	32
KHUZZAR	33	280.73	314.50	177.35	241.93	322.41	238.82	284.26	123.47	165.77	197.43	225.91	33
TURBAT	34	272.74	301.48	226.02	241.93	319.13	194.10	207.56	139.72	187.26	207.15	214.75	34
LORALAI&CANIT	35	284.40	321.76	231.68	241.93	337.30	183.97	272.31	145.17	181.32	234.53	199.77	35



## 7.8 Index Number of Wholesale Prices by Commodity Groups

Year / month	General	Food	Raw Materials	Fuel Lighting & Lubricants	Manufactures	Building Materials
--------------	---------	------	------------------	-------------------------------	--------------	-----------------------

(2000-01=100)

2004-05	124.14	125.03	110.44	138.01	113.05	143.79
2005-06	136.68	133.78	121.93	174.57	116.35	144.18
2006-07	146.18	145.67	138.85	184.10	119.92	151.90
2007-08	170.15	173.27	156.57	223.34	128.33	177.18
2008-09	201.10	213.54	184.45	258.96	140.67	213.00
2010 Jun	242.44	251.73	296.34	304.00	168.82	220.29
Jul	246.48	256.40	299.80	309.51	172.38	216.33
Aug	252.93	267.12	302.27	317.83	173.16	214.88
Sep	258.22	279.03	309.74	313.03	175.40	215.35
Oct	266.19	283.96	327.07	325.57	182.86	219.69
Nov	275.46	290.52	356.30	332.06	193.44	222.70
Dec	278.38	286.07	386.42	335.15	200.05	156.61
2011 Jan	282.96	291.06	402.36	338.59	224.13	196.26
Feb	288.24	289.24	434.70	349.84	206.86	225.57
Mar	297.86	294.48	458.34	366.57	215.17	228.81
Apr	304.58	296.72	450.47	390.47	220.30	238.63
May	299.85	296.11	382.68	399.37	216.65	242.36
Jun	300.50	300.50	383.08	400.28	210.61	245.60

\* = Revised

## 7.9 Index Numbers of Wholesale Prices by Commodities

Year/month	FOOD									
	Wheat	Wheat Flour	Maida	Besan	Rice	Maize	Jowar	Bajra	Beans	Gram(whole)
<b>(2000-01=100)</b>										
2005-06	135.61	132.43	129.57	101.03	154.78	141.13	160.35	176.14	125.89	127.43
2006-07	139.16	134.91	130.06	137.06	175.54	139.95	145.66	116.61	149.69	148.97
2007-08	190.75	176.09	183.81	141.18	285.63	202.55	170.72	179.94	200.12	139.22
2008-09	277.87	254.35	274.69	188.34	356.43	235.13	210.40	220.60	251.11	178.85
2009-10	300.42	291.16	284.82	175.06	317.32	240.56	261.67	199.14	267.43	218.65
2010 Jun	279.06	273.14	266.62	188.61	310.72	331.03	345.17	237.17	294.86	211.41
Jul	280.27	274.30	274.28	199.35	314.25	336.23	388.77	245.21	295.82	190.32
Aug	280.25	268.31	267.47	214.81	326.92	349.25	388.77	253.72	301.39	208.18
Sep	295.41	287.07	273.28	227.80	342.52	355.32	381.56	280.97	304.84	226.41
Oct	300.46	294.87	275.44	232.02	347.10	345.65	385.88	279.95	304.94	233.53
Nov	308.38	299.59	271.81	233.82	351.56	341.87	360.30	268.71	306.47	241.69
Dec	312.17	301.67	201.25	238.11	359.52	336.23	358.86	272.12	308.77	249.51
2011 Jan	315.15	302.98	284.32	238.88	380.15	347.51	357.42	279.95	312.89	250.88
Feb	317.02	302.64	283.75	237.62	385.58	367.90	374.71	283.01	311.17	255.30
Mar	321.74	305.58	285.92	239.29	388.71	392.20	386.24	287.44	317.30	260.23
Apr	313.76	300.85	285.22	234.61	293.72	391.76	385.88	292.89	319.89	262.72
May	283.76	285.43	277.83	225.80	395.80	383.09	329.32	295.61	316.63	263.29
Jun	286.23	283.19	276.88	324.95	399.94	377.23	321.03	307.53	318.55	262.41

Year/month	FOOD									
	Gram (Split)	Masoor	Mash	Moong	Potatoes	Onions	Tomatoes	Vegetables	Fresh Fruits	Dry Fruits

(2000-01=100)

2005-06	101.73	124.70	111.93	174.96	207.00	114.42	108.81	160.14	112.49	146.53
2006-07	140.16	122.93	146.51	202.30	190.50	210.24	166.90	164.98	129.49	150.99
2007-08	139.32	194.78	141.03	171.78	148.21	156.69	171.73	163.85	141.26	179.89
2008-09	181.63	350.16	153.96	166.24	194.92	249.50	154.68	204.04	159.02	214.32
2009-10	165.20	332.47	261.94	279.73	244.78	258.29	152.84	279.49	179.09	257.52
2010 Jun	180.74	307.36	306.99	387.06	262.14	230.27	132.20	307.11	191.26	259.91
Jul	191.71	306.88	312.25	393.80	285.49	226.49	187.04	332.37	199.31	264.01
Aug	212.40	305.28	326.32	410.95	37.20	286.89	345.65	440.66	228.29	263.91
Sep	222.67	313.36	334.56	442.30	418.03	546.32	372.91	480.83	225.37	264.68
Oct	220.89	317.13	328.13	455.83	374.91	448.80	347.41	543.71	208.26	274.09
Nov	226.73	318.16	319.16	443.29	457.43	628.11	291.82	485.73	202.72	286.67
Dec	232.48	313.26	316.21	450.21	276.90	552.50	387.42	336.24	201.66	302.49
2011 Jan	234.71	315.01	312.92	458.64	224.48	435.27	531.23	317.10	201.93	313.91
Feb	234.71	308.46	314.64	467.51	206.08	290.67	271.23	297.61	203.39	328.15
Mar	233.79	300.71	316.89	484.84	213.93	247.36	265.61	299.41	227.19	332.05
Apr	228.57	292.85	315.37	491.04	248.45	191.58	215.88	320.68	255.16	331.55
May	221.45	281.91	304.05	487.42	290.01	147.43	112.95	299.12	244.27	326.80
Jun	222.14	271.39	302.25	487.77	320.29	139.88	132.69	296.02	232.76	329.45

Contd.

## 7.9 Index Numbers of Wholesale Prices by Commodities

Year/Month	FOOD									
	Fresh Milk	Powdered Milk	Milk Food	Vegetable Ghee	Mustarad & Rapeseed Oil	Cotton Seed Oil	Cooking Oil	Oil Cakes	Gur	Sugar Refined
(2000-01=100)										
2005-06	122.83	125.70	117.90	136.94	140.92	134.12	120.29	144.18	131.97	120.70
2006-07	132.25	130.91	124.57	161.45	164.97	153.27	129.20	181.86	138.55	120.35
2007-08	154.42	154.85	136.40	249.49	254.16	241.91	171.68	220.24	108.86	98.78
2008-09	184.75	212.00	162.29	254.49	292.93	270.27	217.82	294.46	145.70	142.52
2009-10	208.92	222.97	173.75	265.46	273.59	276.12	222.34	317.53	257.01	215.99
2010 Jun	220.50	225.47	181.08	278.75	279.15	285.06	225.71	325.35	268.31	236.21
Jul	221.93	225.81	181.61	280.50	279.15	286.47	231.25	335.07	288.44	247.96
Aug	223.39	227.54	182.57	298.02	291.29	292.62	234.09	350.94	305.29	267.97
Sep	225.41	228.19	183.39	305.68	304.10	296.50	236.55	350.33	327.86	299.53
Oct	233.59	228.52	183.61	316.21	313.33	305.41	237.87	345.44	332.82	300.19
Nov	239.89	229.09	182.52	334.36	326.75	319.21	247.35	364.53	313.22	317.71
Dec	242.14	229.11	186.46	353.20	338.06	327.60	257.50	364.72	306.82	274.55
2011 Jan	244.25	232.63	188.09	378.76	351.56	348.02	266.91	366.13	313.98	273.10
Feb	245.41	241.84	196.81	398.19	367.42	371.09	277.21	377.34	291.87	242.50
Mar	248.98	245.04	229.25	399.78	376.85	380.91	286.52	384.05	281.96	247.50
Apr	252.98	245.09	207.84	395.72	377.17	286.62	293.64	393.95	279.86	246.81
May	261.43	245.41	216.92	392.87	376.60	386.30	301.10	391.87	283.03	241.43
Jun	267.11	248.94	220.28	395.78	380.87	398.84	301.40	392.99	289.97	254.27

Year / month	FOOD												
	Chicken	Eggs	Fish	Meat	Spices	Condiments	Salt	Tea	Beverages	Mineral Water	Fruit prepared/preserved	Vegetable prepared/preserved	Sugar Confectionary

(2000-01=100)

2005-06	126.18	133.31	101.90	185.95	105.42	119.64	117.99	93.99	115.89	106.07	114.12	105.49	98.39
2006-07	146.89	142.81	100.26	200.78	109.86	121.72	127.01	100.79	122.26	108.55	130.09	115.44	99.11
2007-08	153.43	186.14	101.83	207.99	136.66	154.08	133.63	100.92	126.97	109.94	141.31	128.35	99.21
2008-09	192.69	227.80	115.78	242.43	193.34	267.55	153.53	134.83	137.88	118.04	156.78	156.02	100.02
2009-10	253.13	259.45	140.45	298.56	232.40	293.59	168.50	163.10	142.90	127.72	187.04	179.78	100.50
2010 Jun	258.10	231.94	145.86	330.29	272.40	304.45	171.77	172.25	145.99	130.06	214.30	189.31	100.51
Jul	263.75	233.42	145.86	336.62	273.14	305.66	171.87	172.49	146.94	132.54	217.17	191.19	100.57
Aug	267.77	267.66	146.90	342.54	275.27	300.72	171.87	170.40	147.02	135.11	220.47	192.68	100.57
Sep	303.34	273.69	151.17	353.85	276.68	300.98	171.87	169.43	146.09	135.11	221.04	192.22	100.57
Oct	268.78	313.62	155.00	362.56	276.80	301.29	171.87	168.34	147.28	138.18	223.48	194.41	100.57
Nov	229.31	302.17	157.71	367.22	277.84	301.29	171.87	169.50	151.18	137.99	224.04	197.79	100.57
Dec	277.80	328.81	162.97	368.58	286.51	301.57	174.83	170.14	151.85	139.00	225.08	198.21	100.57
2011 Jan	241.25	359.72	164.25	372.60	332.14	303.25	182.71	172.03	154.59	140.19	227.04	200.30	100.57
Feb	266.65	269.14	150.37	377.52	343.65	306.47	192.07	183.54	158.02	146.43	227.04	204.34	100.57
Mar	281.22	303.21	149.72	384.94	370.47	311.44	196.00	194.17	160.16	149.72	233.20	212.13	100.57
Apr	273.30	254.86	150.76	389.39	380.36	313.17	196.00	195.13	163.75	152.67	239.08	215.31	100.59
May	253.20	239.84	149.34	393.69	385.18	314.60	196.00	195.61	166.31	159.52	244.16	217.71	100.67
Jun	261.62	263.71	150.17	402.36	385.08	315.61	205.27	195.70	168.22	167.99	248.80	221.53	101.16

Contd.

## 7.9 Index number of wholesale prices by commodities

Year/month	RAW MATERIALS								
	Cotton	Cotton Seeds	Mustard & rapeseed	Tobacco	Sugar cane	Wool	Hides	Skins	Pig iron
(2000-01=100)									
2005-06	103.91	147.59	144.99	137.08	151.35	108.87	126.77	98.92	190.06
2006-07	110.68	174.15	172.72	150.39	199.41	129.37	132.39	93.50	189.57
2007-08	136.71	191.23	235.08	154.56	188.52	132.11	150.59	99.05	249.61
2008-09	153.12	242.65	305.35	192.88	231.74	139.70	153.34	110.10	316.38
2009-10	214.16	277.02	283.72	225.52	398.19	142.81	134.40	103.23	322.40
2010 Jun	278.56	276.41	289.33	236.02	499.09	146.46	139.49	104.48	321.93
Jul	279.62	291.24	289.33	245.21	499.09	146.88	138.12	104.50	321.93
Aug	282.57	295.10	297.69	245.54	499.09	148.99	138.72	104.50	321.93
Sep	292.38	305.32	314.41	247.24	499.09	151.09	138.25	105.27	321.93
Oct	320.57	315.54	334.77	247.25	499.09	153.73	138.66	106.18	321.93
Nov	369.80	330.24	349.30	248.01	499.09	153.72	139.06	106.04	321.93
Dec	404.05	347.69	364.94	250.41	555.70	153.72	141.45	107.11	321.93
2011 Jan	422.26	356.41	376.54	255.08	584.97	153.73	143.03	107.76	321.93
Feb	487.18	355.91	378.46	262.07	566.09	153.73	151.24	110.13	321.93
Mar	522.87	358.16	369.01	262.58	594.40	153.70	154.59	113.06	321.93
Apr	503.45	362.89	367.55	260.69	601.95	164.33	156.19	122.98	321.93
May	377.50	358.16	364.65	261.49	601.95	170.95	157.02	126.49	321.93
Jun	370.87	370.37	374.82	263.41	608.55	175.82	160.56	134.62	321.93

Year / month	FUEL, LIGHTING AND LUBRICANTS										
	Coal	Coke	Diesel Oil	Motor Sprit	Mobil Oil	Furnace Oil	Kerosine Oil	Natural Gas	Electricity Industry Supply Tariff-B	Electricity Agriculture Tariff-D	Firewood

(2000-01=100)

2005-06	116.92	252.43	227.55	181.46	114.69	211.67	223.71	149.17	98.60	123.42	152.23
2006-07	118.06	244.78	237.77	181.97	127.55	215.53	238.71	169.41	105.61	134.61	174.88
2007-08	127.50	514.12	264.00	192.88	144.56	325.13	259.47	162.59	122.53	159.07	205.70
2008-09	139.00	715.95	372.04	216.16	190.56	279.98	375.41	222.28	151.66	174.81	247.76
2009-10	141.25	611.47	440.00	221.09	201.13	358.36	427.19	239.80	190.22	195.86	275.60
2010 Jun	142.50	666.22	448.03	221.32	208.33	341.81	443.81	256.00	201.01	205.07	282.24
Jul	142.50	175.47	451.08	220.64	204.08	347.49	440.20	256.00	214.08	231.01	280.17
Aug	142.50	693.98	460.79	219.11	210.76	372.61	445.10	256.00	214.08	331.01	285.69
Sep	142.50	693.98	457.22	218.19	210.76	355.22	446.67	256.00	214.08	231.01	288.45
Oct	142.50	693.98	486.97	237.66	210.65	370.17	481.70	256.00	217.55	237.51	290.86
Nov	144.00	693.98	486.97	237.66	214.24	397.28	481.70	256.00	217.55	237.51	303.63
Dec	160.00	693.98	486.97	237.66	216.39	405.38	481.70	256.00	220.68	238.86	319.51
2011 Jan	160.00	693.98	486.97	237.66	216.39	420.68	481.70	256.00	220.68	238.86	330.55
Feb	160.00	693.98	486.97	237.66	216.39	469.12	481.70	256.00	220.68	238.86	332.95
Mar	160.00	693.98	511.15	249.46	228.69	511.39	505.51	256.00	222.49	238.86	353.66
Apr	160.00	791.13	577.53	272.22	233.37	536.84	571.16	256.00	222.49	238.86	357.11
May	160.00	791.13	626.56	288.03	246.36	521.19	609.25	256.00	222.49	238.86	364.01
Jun	160.00	791.13	617.19	282.49	251.34	536.33	574.90	256.00	222.49	238.86	365.39

Contd.

## 7.9 Index numbers of wholesale prices by commodities

Year/month	MANUFACTURED ITEMS										
	Sole Leather	Chrome Leather	Cotton Yarn	Blended Yarn	Nylon Yarn	Cotton Textiles	Hosiery	Silk and Reyon Textiles	Woolen Textiles	Jute Manuf-actures	Mattresses

(2000-01=100)

2004-05	102.77	119.16	106.36	118.15	84.63	119.44	122.26	117.51	117.90	98.05	114.18
2005-06	110.65	140.29	108.07	108.54	71.08	121.47	123.03	118.40	119.31	105.77	115.91
2006-07	111.86	140.29	112.70	105.98	70.68	125.62	129.71	122.74	116.48	113.35	121.39
2007-08	121.84	173.70	112.15	113.12	73.30	130.02	137.21	128.81	116.25	115.77	123.15
2008-09	129.83	193.83	101.67	129.79	103.89	140.87	151.17	142.32	128.06	122.34	132.03
2010 Jun	134.06	212.23	164.37	186.61	128.09	154.94	160.37	152.12	143.32	135.59	142.61
Jul	134.06	212.23	170.70	187.42	128.09	156.95	162.19	152.52	143.32	137.69	144.56
Aug	134.06	212.23	171.92	187.33	131.84	157.50	163.18	152.52	143.64	137.69	144.89
Sep	134.06	212.23	174.23	187.69	133.93	159.50	163.64	152.72	143.79	139.08	145.94
Oct	134.06	212.23	198.09	191.95	140.89	160.30	164.21	155.31	144.42	141.53	148.33
Nov	134.06	212.23	227.32	197.69	150.92	163.45	165.03	156.03	146.21	143.28	150.22
Dec	134.00	212.23	241.23	214.58	171.00	166.39	169.20	158.79	146.34	144.32	154.56
2011 Jan	134.00	212.23	244.54	223.23	174.00	166.51	171.79	159.41	146.88	146.42	156.11
Feb	134.06	212.23	255.82	235.34	174.09	168.34	176.56	163.50	147.42	148.17	157.11
Mar	134.06	212.23	271.58	236.81	174.70	176.73	183.80	172.28	148.80	162.85	160.71
Apr	140.01	228.63	267.49	251.42	185.96	183.61	196.13	174.29	149.53	174.73	165.50
May	140.01	232.07	239.47	248.86	187.85	184.34	196.65	176.71	149.53	196.39	166.67
Jun	140.01	232.07	210.64	233.19	180.56	186.11	197.21	178.26	149.53	205.48	165.94



Year/month	MANUFACTURED ITEMS									
	Readymade Garments	Utensils	Plastic Products	Glass Products	Chemicals	Dying Materials	Soaps	Cosmetics	Drugs & Medicines	Fertilizers

(2000-01=100)

2004-05	103.39	114.98	100.67	100.13	128.82	84.19	122.81	99.86	105.84	140.95
2005-06	105.45	114.00	100.86	99.59	118.98	82.00	122.05	107.54	105.88	156.16
2006-07	107.04	115.69	102.44	98.99	133.09	82.80	127.43	108.10	106.08	146.83
2007-08	108.19	119.84	112.10	100.43	175.51	86.12	147.59	108.68	105.90	215.18
2008-09	113.41	143.34	130.96	132.63	186.01	88.36	176.29	114.43	106.34	310.97
2010 Jun	118.87	149.53	144.91	179.81	201.43	93.46	185.38	123.62	120.90	312.14
Jul	120.26	149.53	146.92	181.80	201.06	93.46	187.84	123.62	120.96	309.91
Aug	121.18	149.98	148.09	182.18	204.93	93.46	188.57	123.62	120.96	307.14
Sep	121.18	149.98	148.67	182.18	204.08	94.80	190.11	128.74	122.68	306.78
Oct	121.13	149.98	148.83	182.18	206.69	96.14	190.31	129.31	123.55	308.54
Nov	129.18	149.98	150.30	182.10	211.90	96.14	194.85	152.22	123.48	324.79
Dec	123.49	152.05	151.55	182.18	227.92	96.14	198.22	161.31	123.48	339.55
2011 Jan	123.49	153.01	153.20	182.18	231.61	96.14	199.15	161.81	123.48	345.45
Feb	123.89	156.01	156.45	192.67	236.37	96.14	199.26	161.81	127.60	358.17
Mar	125.26	159.13	164.24	194.87	244.64	96.14	216.05	175.12	132.18	386.96
Apr	125.26	160.39	168.07	198.87	250.25	96.14	223.03	178.84	135.67	427.47
May	125.07	160.47	168.89	200.12	253.58	96.14	228.46	181.27	140.73	437.90
Jun	124.58	160.47	177.01	200.12	255.60	96.14	231.15	181.27	145.21	439.60

Contd.

## 7.9 Index Numbers of Wholesale Prices by Commodities

Year/month	MANUFACTURED ITEMS										
	Pesticides and Insecticides	Machinery	Transport	Tyres	Tubes	Audio-Visual Instruments	Other Electrical Goods	Cigarettes	Papers	Matches	Footwear
(2000-01=100)											
2004-05	106.53	125.49	110.39	111.69	107.39	79.90	106.25	119.72	99.64	107.66	124.88
2005-06	109.14	130.61	111.71	128.12	118.39	82.55	104.29	133.22	103.77	107.67	128.44
2006-07	116.27	133.49	115.10	132.41	120.26	82.90	103.40	141.13	104.85	107.67	135.52
2007-08	119.58	144.06	114.99	150.75	129.28	82.90	105.21	147.45	102.64	111.86	151.89
2008-09	137.70	171.04	123.95	204.88	179.00	89.42	121.33	161.01	105.37	124.26	213.00
2010 Jun	150.11	183.67	131.55	219.60	198.01	92.59	134.41	246.75	106.36	124.06	192.15
Jul	150.58	187.17	133.41	225.03	198.61	92.59	134.41	257.49	106.36	124.26	199.97
Aug	152.90	188.11	133.41	225.03	199.49	92.60	136.83	267.32	106.36	124.26	199.97
Sep	155.88	191.25	144.27	226.09	205.86	92.60	136.83	265.10	106.36	126.93	199.97
Oct	156.11	191.25	149.09	226.31	205.86	92.60	136.83	262.79	107.79	126.93	199.97
Nov	156.80	191.25	157.98	226.37	205.86	92.60	136.86	262.67	107.79	126.93	199.97
Dec	157.48	192.92	162.72	228.02	214.77	92.61	138.26	262.35	107.79	129.78	199.97
2011 Jan	160.57	196.32	162.74	228.02	214.77	94.02	139.60	262.32	107.79	130.85	199.97
Feb	162.74	199.80	162.78	229.57	214.77	94.02	142.51	262.35	114.45	130.85	199.57
Mar	171.34	199.80	162.78	229.61	214.77	96.27	142.51	262.35	114.45	130.85	199.97
Apr	184.80	207.45	169.28	243.64	229.40	100.49	152.72	262.35	114.45	130.85	204.94
May	191.90	211.96	185.85	259.21	232.19	100.49	159.53	262.35	117.04	144.89	204.94
Jun	197.91	215.30	193.04	261.72	232.19	98.83	159.33	263.34	117.04	149.16	204.94

Year / month	BUILDING MATERIALS										
	Cement	Bricks	Cement Blocks	Tiles	Iron bars & sheets	Pipe Fittings	Timber	Glass Sheets	Paints & Varnishes	Sanitary Wares	Wires & Cables

(2000-01=100)

2004-05	104.82	157.33	113.25	98.30	177.32	125.26	140.93	103.69	113.17	109.11	103.24
2005-06	122.67	193.25	114.04	98.27	166.34	127.95	142.05	107.04	106.92	112.12	119.71
2006-07	128.98	204.58	117.19	101.30	174.62	134.65	161.71	111.71	106.91	115.32	157.60
2007-08	111.61	225.04	119.84	104.66	233.01	147.30	170.93	117.36	110.41	117.51	184.17
2008-09	139.03	230.31	164.15	99.21	275.40	176.51	201.11	153.82	134.68	141.47	244.66
2010 Jun	127.57	250.44	170.83	99.67	292.64	183.46	217.94	178.68	149.43	162.22	272.09
Jul	124.17	253.94	170.83	99.67	287.02	184.40	216.93	181.12	149.43	162.22	272.09
Aug	123.89	262.69	170.83	99.67	282.84	185.07	221.30	184.74	161.25	162.40	280.06
Sep	126.48	273.20	170.83	99.67	281.31	185.07	221.30	184.74	169.15	162.40	286.09
Oct	127.27	276.71	170.83	99.67	288.78	185.42	222.34	187.35	170.10	162.40	289.09
Nov	134.70	281.96	170.83	99.67	289.10	186.36	223.10	187.35	178.02	162.40	289.09
Dec	134.47	304.72	170.83	99.67	291.57	186.87	226.07	187.35	180.97	162.77	286.09
2011 Jan	134.47	310.85	170.83	99.67	293.69	190.29	226.36	188.34	180.97	162.77	286.09
Feb	135.31	316.98	172.23	99.67	293.43	193.87	227.30	188.34	180.97	163.29	286.09
Mar	135.55	319.61	172.23	99.67	296.76	195.80	230.68	188.29	212.43	163.37	287.17
Apr	135.55	325.74	175.73	101.32	314.21	196.51	231.22	191.40	218.35	163.37	304.05
May	136.49	334.06	179.23	102.37	318.60	198.99	245.20	191.40	238.33	163.29	306.76
Jun	137.44	335.81	186.23	102.82	322.62	201.32	243.56	197.52	247.40	163.15	312.18

\* Revised

## 7.10 Intercity Wholesale Prices of Selected Commodities

ITEM AND SPECIFICATION	MARKET	UNIT	PRICES (RUPEES)			PERCENTAGE CHANGE IN JUNE-11 OVER	
			JUNE - 11	MAY - 11	JUNE - 10	MAY - 11	JUNE - 10
FOOD							
****							
WHEAT							
-----							
WHEAT AVG. QLT.Y.	KAR 100 KG.		2700.00	2600.00	2500.00	+3.85	+8.00
WHEAT AVG. QLT.Y.	LHR 100 KG.		2368.75	2325.00	2268.75	+1.88	+4.41
WHEAT AVG. QLT.Y.	FSL 100 KG.		2230.00	2200.00	2280.00	+1.36	-2.19
WHEAT AVG. QLT.Y.	RWP 100 KG.		2387.50	2387.50	2400.00	..	-0.52
WHEAT AVG. QLT.Y.	GUJ 100 KG.		2310.00	2310.00	2300.00	..	+0.43
WHEAT AVG. QLT.Y.	MJL 100 KG.		2250.00	2200.00	2250.00	+2.27	..
WHEAT AVG. QLT.Y.	HYD 100 KG.		2430.00	2350.00	2250.00	+3.40	+8.00
WHEAT AVG. QLT.Y.	PES 100 KG.		2400.00	2500.00	2270.00	-4.00	+5.73
WHEAT AVG. QLT.Y.	SLK 100 KG.		2362.50	2362.50	2405.00	..	-1.77
WHEAT AVG. QLT.Y.	SRG 100 KG.		2325.00	2250.00	2250.00	+3.33	+3.33
WHEAT AVG. QLT.Y.	SUK 100 KG.		2400.00	2281.25	2225.00	+5.21	+7.87
WHEAT AVG. QLT.Y.	SWL 100 KG.		2150.00	2150.00	2190.00	..	-1.83
WHEAT AVG. QLT.Y.	MPK 100 KG.		2250.00	2250.00	2250.00	..	..
WHEAT AVG. QLT.Y.	MNG 100 KG.		2350.00	2462.50	2250.00	-4.57	+4.44
WHEAT FLOUR							
-----							
WHEAT FLOUR SUP. QLT.Y.	KAR 80 KG.		2570.00	2560.00	2508.00	+0.39	+2.47
WHEAT FLOUR SUP. QLT.Y.	LHR 80 KG.		2255.00	2345.00	2195.00	-3.84	+2.73
WHEAT FLOUR SUP. QLT.Y.	FSL 80 KG.		2040.00	2250.00	2000.00	-9.33	+2.00
WHEAT FLOUR SUP. QLT.Y.	RWP 80 KG.		2662.50	2737.50	2687.50	-2.74	-0.93
WHEAT FLOUR SUP. QLT.Y.	GUJ 80 KG.		2200.00	2200.00	2090.00	..	+5.26
WHEAT FLOUR SUP. QLT.Y.	MJL 80 KG.		2240.00	2250.00	2075.00	-0.44	+7.95
WHEAT FLOUR SUP. QLT.Y.	HYD 80 KG.		2500.00	2500.00	2450.00	..	+2.04
WHEAT FLOUR SUP. QLT.Y.	PES 80 KG.		2360.00	2400.00	2305.00	-1.67	+2.39
WHEAT FLOUR SUP. QLT.Y.	SLK 80 KG.		2415.00	2415.00	2415.00	..	..
WHEAT FLOUR SUP. QLT.Y.	QTA 80 KG.		2280.00	2320.00	2040.00	-1.72	+11.76
WHEAT FLOUR SUP. QLT.Y.	SUK 80 KG.		2400.00	2400.00	2400.00	..	..
WHEAT FLOUR SUP. QLT.Y.	MPK 80 KG.		2450.00	2450.00	2350.00	..	+4.26
WHEAT FLOUR SUP. QLT.Y.	MNG 80 KG.		2200.00	2320.00	2160.00	-5.17	+1.85
WHEAT FLOUR/BAG OF 10 KG.	KAR EACH		277.00	262.50	285.00	+5.52	-2.81
WHEAT FLOUR/BAG OF 10 KG.	LHR EACH		266.00	285.00	270.00	-6.67	-1.48
WHEAT FLOUR/BAG OF 10 KG.	RWP EACH		276.00	275.00	265.50	+0.36	+3.95
WHEAT FLOUR/BAG OF 10 KG.	GUJ EACH		270.00	270.00	260.00	..	+3.85
WHEAT FLOUR/BAG OF 10 KG.	MUL EACH		270.00	267.00	250.00	+1.12	+8.00
WHEAT FLOUR/BAG OF 10 KG.	HYD EACH		290.00	290.00	280.00	..	+3.57
WHEAT FLOUR/BAG OF 10 KG.	SLK EACH		250.00	265.00	252.50	-5.66	-0.99

Contd.

## 7.10 Intercity Wholesale Prices of Selected Commodities

ITEM AND SPECIFICATION	MARKET	UNIT	PRICES (RUPEES)			PERCENTAGE CHANGE IN JUNE-11 OVER	
			JUNE - 11	MAY - 11	JUNE - 10	MAY - 11	JUNE - 10
WHEAT FLOUR/BAG OF 10 KG.	QTA EACH		280.00	280.00	245.00	..	+14.29
WHEAT FLOUR/BAG OF 10 KG.	SUK EACH		277.50	280.00	264.00	-0.89	+5.11
WHEAT FLOUR/BAG OF 10 KG.	MPK EACH		270.00	270.00	260.00	..	+3.85
MAIDA							
-----							
MAIDA AVG. QLT.Y.	KAR 80 KG.		2730.00	2720.00	2547.50	+0.37	+7.16
MAIDA AVG. QLT.Y.	LHR 80 KG.		2535.00	2570.00	2625.00	-1.36	-3.43
MAIDA AVG. QLT.Y.	RWP 80 KG.		2812.50	2887.50	2787.50	-2.60	+0.90
MAIDA AVG. QLT.Y.	MJL 80 KG.		2325.00	2425.00	2125.00	-4.12	+9.41
MAIDA AVG. QLT.Y.	HYD 80 KG.		2600.00	2500.00	2500.00	+4.00	+4.00
MAIDA AVG. QLT.Y.	PES 80 KG.		2470.50	2470.50	2305.00	..	+7.18
MAIDA AVG. QLT.Y.	QTA 80 KG.		2760.00	2760.00	2680.00	..	+2.99
MAIDA AVG. QLT.Y.	MPK 80 KG.		2500.00	2450.00	2450.00	+2.04	+2.04
MAIDA AVG. QLT.Y.	MNG 80 KG.		2550.00	2580.00	2400.00	-1.16	+6.25
BESAN.							
-----							
BESAN	KAR 85 KG.		5312.50	5142.50	4802.50	+3.31	+10.62
BESAN	LHR 85 KG.		4950.00	4950.00	4325.00	..	+14.45
BESAN	FSL 85 KG.		4465.00	4780.00	4020.00	-6.59	+11.07
BESAN	RWP 85 KG.		5437.50	5525.00	4225.00	-1.58	+28.70
BESAN	GUJ 85 KG.		4987.50	5250.00	4372.00	-5.00	+14.08
BESAN	MJL 85 KG.		5150.00	5150.00	4200.00	..	+22.62
BESAN	HYD 85 KG.		5600.00	5675.00	4625.00	-1.32	+21.08
BESAN	PES 85 KG.		5950.00	5950.00	5280.00	..	+12.69
BESAN	SLK 85 KG.		5775.00	5775.00	4250.00	..	+35.88
BESAN	QTA 85 KG.		5610.00	5610.00	4550.00	..	+23.30
BESAN	SUK 85 KG.		5440.00	5185.00	4335.00	+4.92	+25.49
BESAN	MPK 85 KG.		5950.00	5950.00	5100.00	..	+16.67
BESAN	MNG 85 KG.		4900.00	4850.00	4212.50	+1.03	+16.32
RICE							
-----							
RICE BASMATI SUP. QLT.Y.	KAR 40 KG.		3360.00	3360.00	3140.00	..	+7.01
RICE BASMATI SUP. QLT.Y.	LHR 40 KG.		3050.00	3050.00	2875.00	..	+6.09
RICE BASMATI SUP. QLT.Y.	RWP 40 KG.		2975.00	2975.00	2687.50	..	+10.70
RICE BASMATI SUP. QLT.Y.	GUJ 40 KG.		2775.00	2775.00	2350.00	..	+18.09
RICE BASMATI SUP. QLT.Y.	HYD 40 KG.		3025.00	3025.00	2600.00	..	+16.35
RICE BASMATI SUP. QLT.Y.	PES 40 KG.		3045.00	3020.00	2650.00	+0.83	+14.91
RICE BASMATI SUP. QLT.Y.	SLK 40 KG.		2950.00	2950.00	2650.00	..	+11.32
RICE BASMATI SUP. QLT.Y.	QTA 40 KG.		3280.00	3200.00	2750.00	+2.50	+19.27

Contd.

## 7.10 Intercity Wholesale Prices of Selected Commodities

ITEM AND SPECIFICATION	MARKET	UNIT	PRICES (RUPEES)			PERCENTAGE CHANGE IN JUNE-11 OVER	
			JUNE - 11	MAY - 11	JUNE - 10	MAY - 11	JUNE - 10
RICE BASMATI SUP. QLT.Y.	MPK 40 KG.		3900.00	3900.00	2800.00	..	+39.29
RICE BASMATI SUP. QLT.Y.	MNG 40 KG.		2975.00	3250.00	2600.00	-8.46	+14.42
RICE BASMATI BROKEN AVG. QLT.Y.	KAR 40 KG.		1540.00	1500.00	1450.00	+2.67	+6.21
RICE BASMATI BROKEN AVG. QLT.Y.	LHR 40 KG.		1620.00	1620.00	1150.00	..	+40.87
RICE BASMATI BROKEN AVG. QLT.Y.	RWP 40 KG.		1825.00	1825.00	1587.50	..	+14.96
RICE BASMATI BROKEN AVG. QLT.Y.	GUJ 40 KG.		1800.00	1750.00	1150.00	+2.86	+56.52
RICE BASMATI BROKEN AVG. QLT.Y.	HYD 40 KG.		1800.00	1750.00	1330.00	+2.86	+35.34
RICE BASMATI BROKEN AVG. QLT.Y.	PES 40 KG.		1620.00	1600.00	1470.00	+1.25	+10.20
RICE BASMATI BROKEN AVG. QLT.Y.	SLK 40 KG.		1800.00	2000.00	1330.00	-10.00	+35.34
RICE BASMATI BROKEN AVG. QLT.Y.	MPK 40 KG.		1700.00	1680.00	1290.00	+1.19	+31.78
RICE IRRI-9 PUNJAB	LHR 40 KG.		1475.00	1475.00	1275.00	..	+15.69
RICE IRRI-9 PUNJAB	FSL 40 KG.		1600.00	1500.00	1100.00	+6.67	+45.45
RICE IRRI-9 PUNJAB	RWP 40 KG.		1675.00	1675.00	1425.00	..	+17.54
RICE IRRI-9 PUNJAB	GUJ 40 KG.		1550.00	1520.00	1200.00	+1.97	+29.17
RICE IRRI-9 PUNJAB	MUL 40 KG.		1600.00	1570.00	1075.00	+1.91	+48.84
RICE IRRI-6 SINDH	KAR 40 KG.		1365.00	1365.00	1190.00	..	+14.71
RICE IRRI-6 SINDH	HYD 40 KG.		1450.00	1450.00	1100.00	..	+31.82
RICE IRRI-6 SINDH	PES 40 KG.		1690.00	1680.00	1287.50	+0.60	+31.26
RICE IRRI-6 SINDH	SUK 40 KG.		1290.00	1320.00	1000.00	-2.27	+29.00
RICE IRRI-6 SINDH	LRK 40 KG.		1370.00	1300.00	1000.00	+5.38	+37.00
MAIZE							
-----							
MAIZE AVG. QLT.Y.	KAR 40 KG.		1100.00	1100.00	950.00	..	+15.79
MAIZE AVG. QLT.Y.	LHR 40 KG.		1175.00	1175.00	1050.00	..	+11.90
MAIZE AVG. QLT.Y.	FSL 40 KG.		950.00	1050.00	1025.00	-9.52	-7.32
MAIZE AVG. QLT.Y.	PES 40 KG.		1122.50	1090.00	790.00	+2.98	+42.09
JOWAR							
-----							
JOWAR AVG. QLT.Y.	KAR 40 KG.		880.00	1000.00	780.00	-12.00	+12.82
JOWAR AVG. QLT.Y.	LHR 40 KG.		1075.00	1075.00	1400.00	..	-23.21
JOWAR AVG. QLT.Y.	HYD 40 KG.		1000.00	1025.00	1200.00	-2.44	-16.67
JOWAR AVG. QLT.Y.	PES 40 KG.		1500.00	1470.00	1410.00	+2.04	+6.38
BAJRA							
-----							
BAJRA AVG. QLT.Y.	KAR 40 KG.		1160.00	1100.00	740.00	+5.45	+56.76
BAJRA AVG. QLT.Y.	MUL 40 KG.		1150.00	1100.00	925.00	+4.55	+24.32
BAJRA AVG. QLT.Y.	HYD 40 KG.		1050.00	1050.00	862.00	..	+21.81
BAJRA AVG. QLT.Y.	PES 40 KG.		1155.00	1090.00	955.00	+5.96	+20.94
BEANS							
-----							
KIDNEY BEANS DRY WHOLE (LOBIA)	KAR 40 KG.		3395.00	3395.00	3215.00	..	+5.60
KIDNEY BEANS DRY WHOLE (LOBIA)	LHR 40 KG.		3550.00	3550.00	3225.00	..	+10.08
KIDNEY BEANS DRY WHOLE (LOBIA)	RWP 40 KG.		3575.00	3475.00	3425.00	+2.88	+4.38
KIDNEY BEANS DRY WHOLE (LOBIA)	PES 40 KG.		3040.00	3040.00	2560.00	..	+18.75
KIDNEY BEANS DRY WHOLE (LOBIA)	QTA 40 KG.		3050.00	3050.00	2950.00	..	+3.39

Contd.

## 7.10 Intercity Wholesale Prices of Selected Commodities

ITEM AND SPECIFICATION	MARKET	UNIT	PRICES (RUPEES)			PERCENTAGE CHANGE IN JUNE-11 OVER	
			JUNE - 11	MAY - 11	JUNE - 10	MAY - 11	JUNE - 10
GRAM WHOLE							
-----							
GRAM WHOLE YELLOW AVG. QITY.	KAR	100 KG.	10000.00	9800.00	8350.00	+2.04	+19.76
GRAM WHOLE YELLOW AVG. QITY.	LHR	100 KG.	8700.00	8750.00	8250.00	-0.57	+5.45
GRAM WHOLE YELLOW AVG. QITY.	RWP	100 KG.	9531.00	9500.00	7812.50	+0.33	+22.00
GRAM WHOLE YELLOW AVG. QITY.	PES	100 KG.	9800.00	9800.00	7250.00	..	+35.17
GRAM WHOLE YELLOW AVG. QITY.	SRG	100 KG.	9625.00	10000.00	7750.00	-3.75	+24.19
GRAM WHOLE YELLOW AVG. QITY.	MPK	100 KG.	10200.00	10200.00	7200.00	..	+41.67
GRAM SPLIT							
-----							
GRAM SPLIT AVG. QITY.	KAR	100 KG.	6125.00	6125.00	5000.00	..	+22.50
GRAM SPLIT AVG. QITY.	LHR	100 KG.	6000.00	5687.50	4700.00	+5.49	+27.66
GRAM SPLIT AVG. QITY.	HYD	100 KG.	5850.00	5900.00	4825.00	-0.85	+21.24
GRAM SPLIT AVG. QITY.	PES	100 KG.	6150.00	6150.00	5200.00	..	+18.27
GRAM SPLIT AVG. QITY.	QTA	100 KG.	6250.00	6250.00	4750.00	..	+31.58
GRAM SPLIT AVG. QITY.	MPK	100 KG.	5850.00	6000.00	5000.00	-2.50	+17.00
MASOOR							
-----							
MASOOR WHOLE AVG. QITY.	KAR	100 KG.	7660.00	7890.00	9000.00	-2.92	-14.89
MASOOR WHOLE AVG. QITY.	LHR	100 KG.	7275.00	7450.00	8550.00	-2.35	-14.91
MASOOR WHOLE AVG. QITY.	FSL	100 KG.	7000.00	7200.00	7200.00	-2.78	-2.78
MASOOR WHOLE AVG. QITY.	PES	100 KG.	8200.00	8500.00	9400.00	-3.53	-12.77
MASOOR WHOLE AVG. QITY.	QTA	100 KG.	8500.00	8500.00	9350.00	..	-9.09
MASOOR WHOLE AVG. QITY.	MPK	100 KG.	7500.00	8000.00	9000.00	-6.25	-16.67
MASOOR SPLIT AVG. QITY.	KAR	100 KG.	9108.00	9100.00	9650.00	+0.09	-5.62
MASOOR SPLIT AVG. QITY.	LHR	100 KG.	8375.00	9300.00	9687.50	-9.95	-13.55
MASOOR SPLIT AVG. QITY.	FSL	100 KG.	8100.00	9000.00	9000.00	-10.00	-10.00
MASOOR SPLIT AVG. QITY.	MUL	100 KG.	7450.00	8100.00	9400.00	-8.02	-20.74
MASOOR SPLIT AVG. QITY.	PES	100 KG.	8200.00	8500.00	9300.00	-3.53	-11.83
MASOOR SPLIT AVG. QITY.	QTA	100 KG.	8750.00	8750.00	9750.00	..	-10.26
MASOOR SPLIT AVG. QITY.	MPK	100 KG.	9000.00	9000.00	9700.00	..	-7.22
MASH							
-----							
MASH WHOLE AVG. QITY.	KAR	100 KG.	10300.00	10300.00	9200.00	..	+11.96
MASH WHOLE AVG. QITY.	RWP	100 KG.	10250.00	10250.00	12375.00	..	-17.17
MASH WHOLE AVG. QITY.	MUL	100 KG.	9900.00	9900.00	8100.00	..	+22.22
MASH WHOLE AVG. QITY.	HYD	100 KG.	9550.00	10000.00	11000.00	-4.50	-13.18
MASH WHOLE AVG. QITY.	QTA	100 KG.	11300.00	11300.00	10250.00	..	+10.24
MASH SPLIT AVG. QITY.	KAR	100 KG.	13300.00	13300.00	12450.00	..	+6.83
MASH SPLIT AVG. QITY.	LHR	100 KG.	14625.00	14500.00	15875.00	+0.86	-7.87
MASH SPLIT AVG. QITY.	RWP	100 KG.	14562.50	14562.50	15687.50	..	-7.17

Contd.

## 7.10 Intercity Wholesale Prices of Selected Commodities

ITEM AND SPECIFICATION	MARKET	UNIT	PRICES (RUPEES)			PERCENTAGE CHANGE IN JUNE-11 OVER	
			JUNE - 11	MAY - 11	JUNE - 10	MAY - 11	JUNE - 10
MASH SPLIT AVG. QLT.Y.	PES	100 KG.	12900.00	13200.00	15200.00	-2.27	-15.13
MASH SPLIT AVG. QLT.Y.	QTA	100 KG.	14200.00	14200.00	14250.00	..	-0.35
MASH SPLIT AVG. QLT.Y.	MPK	100 KG.	13000.00	13000.00	13000.00	..	..
MOONG							
-----							
MOONG WHOLE AVG. QLT.Y.	KAR	100 KG.	10500.00	9700.00	8400.00	+8.25	+25.00
MOONG WHOLE AVG. QLT.Y.	RWP	100 KG.	10100.00	10600.00	9000.00	-4.72	+12.22
MOONG WHOLE AVG. QLT.Y.	HYD	100 KG.	8200.00	8750.00	8450.00	-6.29	-2.96
MOONG WHOLE AVG. QLT.Y.	PES	100 KG.	10800.00	10500.00	8650.00	+2.86	+24.86
MOONG WHOLE AVG. QLT.Y.	QTA	100 KG.	8650.00	8650.00	6250.00	..	+38.40
MOONG WHOLE AVG. QLT.Y.	BWP	100 KG.	8900.00	8800.00	5900.00	+1.14	+50.85
MOONG SPLIT AVG. QLT.Y.	KAR	100 KG.	13450.00	12900.00	10000.00	+4.26	+34.50
MOONG SPLIT AVG. QLT.Y.	LHR	100 KG.	13750.00	13375.00	9875.00	+2.80	+39.24
MOONG SPLIT AVG. QLT.Y.	MUL	100 KG.	13350.00	13350.00	9700.00	..	+37.63
MOONG SPLIT AVG. QLT.Y.	HYD	100 KG.	12250.00	12600.00	10550.00	-2.78	+16.11
MOONG SPLIT AVG. QLT.Y.	PES	100 KG.	11700.00	11900.00	9900.00	-1.68	+18.18
MOONG SPLIT AVG. QLT.Y.	QTA	100 KG.	12200.00	12200.00	8750.00	..	+39.43
MOONG SPLIT AVG. QLT.Y.	MPK	100 KG.	13500.00	14000.00	10500.00	-3.57	+28.57
POTATOES							
-----							
POTATOES WHITE AVG. QLT.Y.	KAR	40 KG.	770.00	725.00	700.00	+6.21	+10.00
POTATOES WHITE AVG. QLT.Y.	HYD	40 KG.	900.00	825.00	720.00	+9.09	+25.00
POTATOES WHITE AVG. QLT.Y.	QTA	40 KG.	770.00	680.00	650.00	+13.24	+18.46
POTATOES WHITE AVG. QLT.Y.	SJK	40 KG.	920.00	950.00	650.00	-3.16	+41.54
POTATOES WHITE AVG. QLT.Y.	MPK	40 KG.	920.00	800.00	600.00	+15.00	+53.33
POTATOES RED AVG. QLT.Y.	LHR	40 KG.	930.00	825.00	750.00	+12.73	+24.00
POTATOES RED AVG. QLT.Y.	RWP	40 KG.	975.00	765.00	712.50	+27.45	+36.84
POTATOES RED AVG. QLT.Y.	MUL	40 KG.	850.00	725.00	820.00	+17.24	+3.66
POTATOES RED AVG. QLT.Y.	PES	40 KG.	690.00	625.00	615.00	+10.40	+12.20
POTATOES RED AVG. QLT.Y.	SLK	40 KG.	880.00	800.00	920.00	+10.00	-4.35
POTATOES RED AVG. QLT.Y.	MNG	40 KG.	800.00	710.00	710.00	+12.68	+12.68
ONIONS							
-----							
ONIONS DRY AVG. QLT.Y.	KAR	40 KG.	300.00	300.00	900.00	..	-66.67
ONIONS DRY AVG. QLT.Y.	LHR	40 KG.	475.00	355.00	620.00	+33.80	-23.39
ONIONS DRY AVG. QLT.Y.	RWP	40 KG.	490.00	590.00	687.50	-16.95	-28.73
ONIONS DRY AVG. QLT.Y.	HYD	40 KG.	320.00	255.00	662.50	+25.49	-51.70
ONIONS DRY AVG. QLT.Y.	PES	40 KG.	545.00	625.00	650.00	-12.80	-16.15
ONIONS DRY AVG. QLT.Y.	QTA	40 KG.	480.00	570.00	730.00	-15.79	-34.25
ONIONS DRY AVG. QLT.Y.	MPK	40 KG.	260.00	200.00	600.00	+30.00	-56.67
ONIONS DRY AVG. QLT.Y.	MNG	40 KG.	465.00	620.00	640.00	-25.00	-27.34

Contd.



## 7.10 Intercity Wholesale Prices of Selected Commodities

ITEM AND SPECIFICATION	MARKET	UNIT	PRICES (RUPEES)			PERCENTAGE CHANGE IN JUNE-11 OVER	
			JUNE - 11	MAY - 11	JUNE - 10	MAY - 11	JUNE- 10
TOMATOES							
-----							
TOMATOES AVG. QLT.Y.	KAR 40 KG.		750.00	380.00	540.00	+97.37	+38.89
TOMATOES AVG. QLT.Y.	LHR 40 KG.		510.00	425.00	610.00	+20.00	-16.39
TOMATOES AVG. QLT.Y.	RWP 40 KG.		490.00	575.00	512.50	-14.78	-4.39
TOMATOES AVG. QLT.Y.	MJL 40 KG.		625.00	550.00	700.00	+13.64	-10.71
TOMATOES AVG. QLT.Y.	HYD 40 KG.		680.00	390.00	720.00	+74.36	-5.56
TOMATOES AVG. QLT.Y.	PES 40 KG.		310.00	560.00	270.00	-44.64	+14.81
TOMATOES AVG. QLT.Y.	QTA 40 KG.		620.00	500.00	650.00	+24.00	-4.62
TOMATOES AVG. QLT.Y.	SUK 40 KG.		600.00	306.67	746.66	+95.65	-19.64
TOMATOES AVG. QLT.Y.	MPK 40 KG.		620.00	500.00	500.00	+24.00	+24.00
TOMATOES AVG. QLT.Y.	MNG 40 KG.		465.00	640.00	400.00	-27.34	+16.25
VEGETABLES							
-----							
RADDISH AVG. QLT.Y.	FSL 100 KG.		0.00	0.00	0.00	..	..
RADDISH AVG. QLT.Y.	PES 100 KG.		0.00	0.00	0.00	..	..
RADDISH AVG. QLT.Y.	SLK 100 KG.		0.00	0.00	0.00	..	..
RADDISH AVG. QLT.Y.	SRG 100 KG.		0.00	0.00	0.00	..	..
RADDISH AVG. QLT.Y.	SUK 100 KG.		0.00	0.00	0.00	..	..
RADDISH AVG. QLT.Y.	MPK 100 KG.		0.00	0.00	0.00	..	..
RADDISH AVG. QLT.Y.	MNG 100 KG.		0.00	0.00	0.00	..	..
TURNIP AVG. QLT.Y.	FSL 100 KG.		0.00	0.00	0.00	..	..
TURNIP AVG. QLT.Y.	PES 100 KG.		0.00	0.00	0.00	..	..
TURNIP AVG. QLT.Y.	SLK 100 KG.		0.00	0.00	0.00	..	..
TURNIP AVG. QLT.Y.	SRG 100 KG.		0.00	0.00	0.00	..	..
TURNIP AVG. QLT.Y.	SUK 100 KG.		0.00	0.00	0.00	..	..
TURNIP AVG. QLT.Y.	MPK 100 KG.		0.00	0.00	0.00	..	..
TURNIP AVG. QLT.Y.	MNG 100 KG.		0.00	0.00	0.00	..	..
CAULIFLOWER AVG. QLT.Y.	FSL 100 KG.		0.00	0.00	0.00	..	..
CAULIFLOWER AVG. QLT.Y.	PES 100 KG.		0.00	0.00	0.00	..	..
CAULIFLOWER AVG. QLT.Y.	SLK 100 KG.		0.00	0.00	0.00	..	..
CAULIFLOWER AVG. QLT.Y.	SRG 100 KG.		0.00	0.00	0.00	..	..
CAULIFLOWER AVG. QLT.Y.	SUK 100 KG.		0.00	0.00	0.00	..	..
CAULIFLOWER AVG. QLT.Y.	MPK 100 KG.		0.00	0.00	0.00	..	..
CAULIFLOWER AVG. QLT.Y.	MNG 100 KG.		0.00	0.00	0.00	..	..
CARROT AVG. QLT.Y.	FSL 100 KG.		0.00	0.00	0.00	..	..
CARROT AVG. QLT.Y.	PES 100 KG.		0.00	0.00	0.00	..	..
CARROT AVG. QLT.Y.	SLK 100 KG.		0.00	0.00	0.00	..	..
CARROT AVG. QLT.Y.	SRG 100 KG.		0.00	0.00	0.00	..	..
CARROT AVG. QLT.Y.	SUK 100 KG.		0.00	0.00	0.00	..	..
CARROT AVG. QLT.Y.	MPK 100 KG.		0.00	0.00	0.00	..	..
CARROT AVG. QLT.Y.	MNG 100 KG.		0.00	0.00	0.00	..	..

Contd.

## 7.10 Intercity Wholesale Prices of Selected Commodities

ITEM AND SPECIFICATION	MARKET	UNIT	PRICES (RUPEES)			PERCENTAGE CHANGE IN JUNE-11 OVER	
			JUNE - 11	MAY - 11	JUNE - 10	MAY - 11	JUNE - 10
PEAS (MATAR) AVG. QLT.Y.	FSL	100 KG.	0.00	0.00	0.00	..	..
PEAS (MATAR) AVG. QLT.Y.	PES	100 KG.	0.00	0.00	0.00	..	..
PEAS (MATAR) AVG. QLT.Y.	SLK	100 KG.	0.00	0.00	0.00	..	..
PEAS (MATAR) AVG. QLT.Y.	SRG	100 KG.	0.00	0.00	0.00	..	..
PEAS (MATAR) AVG. QLT.Y.	SUK	100 KG.	0.00	0.00	0.00	..	..
LADY FINGER AVG. QLT.Y.	FSL	100 KG.	2600.00	2400.00	1800.00	+8.33	+44.44
LADY FINGER AVG. QLT.Y.	PES	100 KG.	2050.00	2600.00	1900.00	-21.15	+7.89
LADY FINGER AVG. QLT.Y.	SLK	100 KG.	2550.00	4550.00	2100.00	-43.96	+21.43
LADY FINGER AVG. QLT.Y.	SRG	100 KG.	3325.00	3050.00	1700.00	+9.02	+95.59
LADY FINGER AVG. QLT.Y.	SUK	100 KG.	1900.00	1100.00	2000.00	+72.73	-5.00
TINDA AVG. QLT.Y.	FSL	100 KG.	2600.00	2500.00	3200.00	+4.00	-18.75
TINDA AVG. QLT.Y.	PES	100 KG.	1450.00	1550.00	1100.00	-6.45	+31.82
TINDA AVG. QLT.Y.	SLK	100 KG.	3250.00	3400.00	3650.00	-4.41	-10.96
TINDA AVG. QLT.Y.	SRG	100 KG.	2320.00	1600.00	1600.00	+45.00	+45.00
TINDA AVG. QLT.Y.	SUK	100 KG.	2100.00	1800.00	2800.00	+16.67	-25.00
TINDA AVG. QLT.Y.	MPK	100 KG.	1600.00	1100.00	2350.00	+45.45	-31.91
TINDA AVG. QLT.Y.	MNG	100 KG.	1900.00	1800.00	1525.00	+5.56	+24.59
BRINJAL AVG. QLT.Y.	FSL	100 KG.	770.00	600.00	1300.00	+28.33	-40.77
BRINJAL AVG. QLT.Y.	PES	100 KG.	1550.00	1475.00	1050.00	+5.08	+47.62
BRINJAL AVG. QLT.Y.	SLK	100 KG.	1550.00	1550.00	2450.00	..	-36.73
BRINJAL AVG. QLT.Y.	SRG	100 KG.	2395.00	3200.00	1700.00	-25.16	+40.88
BRINJAL AVG. QLT.Y.	SUK	100 KG.	1200.00	700.00	1700.00	+71.43	-29.41
BRINJAL AVG. QLT.Y.	MPK	100 KG.	1050.00	1050.00	1750.00	..	-40.00
BRINJAL AVG. QLT.Y.	MNG	100 KG.	1525.00	1525.00	1825.00	..	-16.44
CABBAGE AVG. QLT.Y.	FSL	100 KG.	0.00	0.00	0.00	..	..
CABBAGE AVG. QLT.Y.	PES	100 KG.	0.00	0.00	0.00	..	..
CABBAGE AVG. QLT.Y.	SLK	100 KG.	0.00	0.00	0.00	..	..
CABBAGE AVG. QLT.Y.	SRG	100 KG.	0.00	0.00	0.00	..	..
CABBAGE AVG. QLT.Y.	SUK	100 KG.	0.00	0.00	0.00	..	..
CUCUMBER (KHEERA) AVG. QLT.Y.	FSL	100 KG.	1120.00	800.00	1500.00	+40.00	-25.33
CUCUMBER (KHEERA) AVG. QLT.Y.	PES	100 KG.	1150.00	1150.00	1100.00	..	+4.55
CUCUMBER (KHEERA) AVG. QLT.Y.	SLK	100 KG.	1750.00	2250.00	1450.00	-22.22	+20.69
CUCUMBER (KHEERA) AVG. QLT.Y.	SRG	100 KG.	1400.00	1500.00	800.00	-6.67	+75.00
CUCUMBER (KHEERA) AVG. QLT.Y.	SUK	100 KG.	1300.00	1300.00	1710.00	..	-23.98
GINGER GREEN	KAR	40 KG.	3050.00	3300.00	3900.00	-7.58	-21.79
GINGER GREEN	LHR	40 KG.	3225.00	3150.00	3325.00	+2.38	-3.01
GINGER GREEN	FSL	40 KG.	3050.00	3200.00	5000.00	-4.69	-39.00
GINGER GREEN	RWP	40 KG.	3175.00	3175.00	4450.00	..	-28.65
GINGER GREEN	HYD	40 KG.	3400.00	3400.00	5200.00	..	-34.62
GINGER GREEN	PES	40 KG.	3700.00	3300.00	4775.00	+12.12	-22.51

Contd.

## 7.10 Intercity Wholesale Prices of Selected Commodities

ITEM AND SPECIFICATION	MARKET	UNIT	PRICES (RUPEES)			PERCENTAGE CHANGE IN JUNE-11 OVER	
			JUNE - 11	MAY - 11	JUNE - 10	MAY - 11	JUNE - 10
GARLIC	KAR	40 KG.	4900.00	5600.00	3450.00	-12.50	+42.03
GARLIC	LHR	40 KG.	3900.00	3725.00	4100.00	+4.70	-4.88
GARLIC	FSL	40 KG.	4600.00	3600.00	5600.00	+27.78	-17.86
GARLIC	RWP	40 KG.	5875.00	5775.00	5350.00	+1.73	+9.81
GARLIC	HYD	40 KG.	5000.00	5700.00	5500.00	-12.28	-9.09
GARLIC	PES	40 KG.	3000.00	3300.00	3100.00	-9.09	-3.23
FRESH FRUITS							
-----							
APPLE AVG. QLT.Y.	KAR	40 KG.	2450.00	2240.00	1620.00	+9.38	+51.23
APPLE AVG. QLT.Y.	LHR	40 KG.	3150.00	3050.00	2550.00	+3.28	+23.53
APPLE AVG. QLT.Y.	RWP	40 KG.	1725.00	1725.00	1125.00	..	+53.33
APPLE AVG. QLT.Y.	PES	40 KG.	2200.00	2150.00	1900.00	+2.33	+15.79
APPLE AVG. QLT.Y.	QTA	40 KG.	2600.00	2350.00	1800.00	+10.64	+44.44
APPLE AVG. QLT.Y.	MNG	40 KG.	3900.00	3900.00	1962.50	..	+98.73
APPLE SUP. QLT.Y.	KAR	40 KG.	2750.00	2600.00	1780.00	+5.77	+54.49
APPLE SUP. QLT.Y.	LHR	40 KG.	5100.00	5100.00	3750.00	..	+36.00
APPLE SUP. QLT.Y.	RWP	40 KG.	3175.00	3175.00	2825.00	..	+12.39
APPLE SUP. QLT.Y.	PES	40 KG.	3250.00	3200.00	2575.00	+1.56	+26.21
APPLE SUP. QLT.Y.	QTA	40 KG.	2900.00	2750.00	2350.00	+5.45	+23.40
APPLE SUP. QLT.Y.	MNG	40 KG.	4200.00	4200.00	2560.00	..	+64.06
BANANA AVG. QLT.Y.	KAR	DOZ.	27.00	25.00	13.00	+8.00	+107.69
BANANA AVG. QLT.Y.	LHR	DOZ.	31.00	33.50	28.00	-7.46	+10.71
BANANA AVG. QLT.Y.	HYD	DOZ.	33.00	32.00	22.00	+3.13	+50.00
BANANA AVG. QLT.Y.	PES	DOZ.	20.00	17.00	20.00	+17.65	..
BANANA AVG. QLT.Y.	MPK	DOZ.	13.50	17.50	11.00	-22.86	+22.73
BANANA AVG. QLT.Y.	MNG	DOZ.	45.00	50.00	40.00	-10.00	+12.50
MALTA AVG. QLT.Y.	KAR	100	0.00	0.00	0.00	..	..
MALTA AVG. QLT.Y.	LHR	100	0.00	0.00	0.00	..	..
MALTA AVG. QLT.Y.	FSL	100	0.00	0.00	0.00	..	..
MALTA AVG. QLT.Y.	HYD	100	0.00	0.00	0.00	..	..
MALTA AVG. QLT.Y.	PES	100	0.00	0.00	0.00	..	..
MALTA AVG. QLT.Y.	SRG	100	0.00	0.00	0.00	..	..
KINO AVG. QLT.Y.	KAR	100	0.00	925.00	0.00	..	..
KINO AVG. QLT.Y.	LHR	100	0.00	750.00	0.00	..	..
KINO AVG. QLT.Y.	FSL	100	0.00	720.00	0.00	..	..
KINO AVG. QLT.Y.	HYD	100	0.00	700.00	0.00	..	..
KINO AVG. QLT.Y.	PES	100	0.00	750.00	0.00	..	..
KINO AVG. QLT.Y.	SRG	100	0.00	1100.00	0.00	..	..
MANGOES SINDHRI AVG. QLT.Y.	KAR	40 KG.	1640.00	1900.00	1600.00	-13.68	+2.50
MANGOES SINDHRI AVG. QLT.Y.	HYD	40 KG.	1100.00	2200.00	1400.00	-50.00	-21.43

Contd.

## 7.10 Intercity Wholesale Prices of Selected Commodities

ITEM AND SPECIFICATION	MARKET	UNIT	PRICES (RUPEES)			PERCENTAGE CHANGE IN JUNE-11 OVER	
			JUNE - 11	MAY - 11	JUNE - 10	MAY - 11	JUNE - 10
MANGOES LANGRA AVG. QLT.Y.	KAR 40 KG.		1230.00	2020.00	1600.00	-39.11	-23.13
MANGOES LANGRA AVG. QLT.Y.	LHR 40 KG.		1040.00	1450.00	1400.00	-28.28	-25.71
MANGOES LANGRA AVG. QLT.Y.	MUL 40 KG.		1210.00	1425.00	1600.00	-15.09	-24.38
MANGOES LANGRA AVG. QLT.Y.	PES 40 KG.		1200.00	1100.00	1400.00	+9.09	-14.29
MANGOES CHONSA AVG. QLT.Y.	KAR 40 KG.		2025.00	1870.00	1760.00	+8.29	+15.06
MANGOES CHONSA AVG. QLT.Y.	LHR 40 KG.		1800.00	1750.00	1850.00	+2.86	-2.70
MANGOES CHONSA AVG. QLT.Y.	FSL 40 KG.		1700.00	1540.00	1600.00	+10.39	+6.25
MANGOES CHONSA AVG. QLT.Y.	MUL 40 KG.		1720.00	1690.00	1800.00	+1.78	-4.44
GUAVA AVG. QLT.Y.	KAR 40 KG.		0.00	0.00	0.00	..	..
GUAVA AVG. QLT.Y.	LHR 40 KG.		0.00	0.00	0.00	..	..
GUAVA AVG. QLT.Y.	MUL 40 KG.		0.00	0.00	0.00	..	..
GUAVA AVG. QLT.Y.	HYD 40 KG.		0.00	0.00	0.00	..	..
GUAVA AVG. QLT.Y.	PES 40 KG.		0.00	0.00	0.00	..	..
PEACH(AROO) AVG. QLT.Y.	KAR 40 KG.		0.00	0.00	0.00	..	..
PEACH(AROO) AVG. QLT.Y.	RWP 40 KG.		0.00	0.00	0.00	..	..
GRAPES (ANGOOR) AVG. QLT.Y.	KAR 40 KG.		0.00	0.00	0.00	..	..
GRAPES (ANGOOR) AVG. QLT.Y.	LHR 40 KG.		0.00	0.00	0.00	..	..
GRAPES (ANGOOR) AVG. QLT.Y.	RWP 40 KG.		0.00	0.00	0.00	..	..
GRAPES (ANGOOR) AVG. QLT.Y.	HYD 40 KG.		0.00	0.00	0.00	..	..
GRAPES (ANGOOR) AVG. QLT.Y.	PES 40 KG.		0.00	0.00	0.00	..	..
GRAPES (ANGOOR) AVG. QLT.Y.	QTA 40 KG.		0.00	0.00	0.00	..	..
GRAPES (ANGOOR) AVG. QLT.Y.	SUK 40 KG.		0.00	0.00	0.00	..	..
DRY FRUITS							
-----							
CHHOARA (DRY DATES) AVG. QLT.Y.	KAR 40 KG.		2805.00	2805.00	2510.00	..	+11.75
CHHOARA (DRY DATES) AVG. QLT.Y.	LHR 40 KG.		2750.00	2750.00	2550.00	..	+7.84
CHHOARA (DRY DATES) AVG. QLT.Y.	FSL 40 KG.		3600.00	3200.00	3000.00	+12.50	+20.00
CHHOARA (DRY DATES) AVG. QLT.Y.	HYD 40 KG.		2800.00	2800.00	2050.00	..	+36.59
CHHOARA (DRY DATES) AVG. QLT.Y.	PES 40 KG.		2800.00	2800.00	2200.00	..	+27.27
CHHOARA (DRY DATES) AVG. QLT.Y.	MPK 40 KG.		2750.00	2750.00	2050.00	..	+34.15
CHHOARA (DRY DATES) AVG. QLT.Y.	MNG 40 KG.		2400.00	2600.00	2050.00	-7.69	+17.07
ALMOND KAGZI (IN SHELL)AVG. QLT.Y.	KAR 40 KG.		11000.00	11000.00	6850.00	..	+60.58
ALMOND KAGZI (IN SHELL)AVG. QLT.Y.	LHR 40 KG.		13750.00	13750.00	10750.00	..	+27.91
ALMOND KAGZI (IN SHELL)AVG. QLT.Y.	PES 40 KG.		11000.00	10500.00	9550.00	+4.76	+15.18
ALMOND KAGZI (IN SHELL)AVG. QLT.Y.	QTA 40 KG.		10850.00	10850.00	10600.00	..	+2.36
ALMOND KAGZI (IN SHELL)AVG. QLT.Y.	MPK 40 KG.		8400.00	8400.00	8000.00	..	+5.00
ALMOND KAGZI (IN SHELL)AVG. QLT.Y.	MNG 40 KG.		13200.00	13200.00	14000.00	..	-5.71
GROUND NUT WITH SHELL AVG. QLT.Y.	KAR 40 KG.		5200.00	5200.00	3650.00	..	+42.47
GROUND NUT WITH SHELL AVG. QLT.Y.	LHR 40 KG.		4900.00	4900.00	3550.00	..	+38.03
GROUND NUT WITH SHELL AVG. QLT.Y.	MUL 40 KG.		4100.00	4100.00	3000.00	..	+36.67

Contd.

## 7.10 Intercity Wholesale Prices of Selected Commodities

ITEM AND SPECIFICATION	MARKET	UNIT	PRICES (RUPEES)			PERCENTAGE CHANGE IN JUNE-11 OVER	
			JUNE - 11	MAY - 11	JUNE - 10	MAY - 11	JUNE - 10
GROUND NUT WITH SHELL AVG. QLT.Y.	HYD	40 KG.	4100.00	4000.00	3450.00	+2.50	+18.84
GROUND NUT WITH SHELL AVG. QLT.Y.	SUK	40 KG.	4500.00	4500.00	3500.00	..	+28.57
KISHMISH(RAISIN) AVG. QLT.Y.	KAR	40 KG.	7900.00	7900.00	6300.00	..	+25.40
KISHMISH(RAISIN) AVG. QLT.Y.	LHR	40 KG.	8550.00	8550.00	6750.00	..	+26.67
KISHMISH(RAISIN) AVG. QLT.Y.	HYD	40 KG.	7000.00	7000.00	5725.00	..	+22.27
KISHMISH(RAISIN) AVG. QLT.Y.	PES	40 KG.	4800.00	4800.00	5150.00	..	-6.80
KISHMISH(RAISIN) AVG. QLT.Y.	QTA	40 KG.	5500.00	5500.00	4100.00	..	+34.15
KISHMISH(RAISIN) AVG. QLT.Y.	MPK	40 KG.	7200.00	7200.00	5500.00	..	+30.91
PISTACHIO AVG. QLT.Y.	KAR	40 KG.	54000.00	54000.00	45500.00	..	+18.68
PISTACHIO AVG. QLT.Y.	RWP	40 KG.	39500.00	39500.00	31500.00	..	+25.40
PISTACHIO AVG. QLT.Y.	MUL	40 KG.	51000.00	51000.00	55500.00	..	-8.11
PISTACHIO AVG. QLT.Y.	PES	40 KG.	28000.00	28000.00	24000.00	..	+16.67
PISTACHIO AVG. QLT.Y.	QTA	40 KG.	28500.00	28500.00	25500.00	..	+11.76
PISTACHIO AVG. QLT.Y.	MPK	40 KG.	30000.00	30000.00	24000.00	..	+25.00
COCONUT DRY AVG. QLT.Y.	KAR	40 KG.	6750.00	6650.00	4525.00	+1.50	+49.17
COCONUT DRY AVG. QLT.Y.	LHR	40 KG.	6800.00	6800.00	3750.00	..	+81.33
COCONUT DRY AVG. QLT.Y.	MUL	40 KG.	6800.00	6300.00	4000.00	+7.94	+70.00
COCONUT DRY AVG. QLT.Y.	HYD	40 KG.	7000.00	7000.00	4300.00	..	+62.79
COCONUT DRY AVG. QLT.Y.	SUK	40 KG.	7150.00	7200.00	4600.00	-0.69	+55.43
COCONUT DRY AVG. QLT.Y.	MPK	40 KG.	7000.00	7000.00	4600.00	..	+52.17
COCONUT DRY AVG. QLT.Y.	MNG	40 KG.	6950.00	6400.00	4900.00	+8.59	+41.84
FRESH MILK -----							
FRESH MILK	KAR	40 LTR.	2280.00	2120.00	1860.00	+7.55	+22.58
FRESH MILK	LHR	40 LTR.	1880.00	1780.00	1625.00	+5.62	+15.69
FRESH MILK	FSL	40 LTR.	1800.00	1800.00	1680.00	..	+7.14
FRESH MILK	HYD	40 LTR.	2200.00	2060.00	1880.00	+6.80	+17.02
FRESH MILK	PES	40 LTR.	1670.00	1650.00	1420.00	+1.21	+17.61
FRESH MILK	QTA	40 LTR.	2400.00	2400.00	1840.00	..	+30.43
FRESH MILK	SWL	40 LTR.	1560.00	1550.00	1275.00	+0.65	+22.35
FRESH MILK	MPK	40 LTR.	1750.00	1600.00	1270.00	+9.38	+37.80
FRESH MILK	MNG	40 LTR.	1880.00	1880.00	1850.00	..	+1.62
MILK PAK/HALEEB/PURA(LITRE)	KAR	DOZ.	845.00	828.00	669.00	+2.05	+26.31
MILK PAK/HALEEB/PURA(LITRE)	LHR	DOZ.	852.00	852.00	702.00	..	+21.37
MILK PAK/HALEEB/PURA(LITRE)	FSL	DOZ.	820.00	820.00	700.00	..	+17.14
MILK PAK/HALEEB/PURA(LITRE)	RWP	DOZ.	860.00	860.00	700.50	..	+22.77
MILK PAK/HALEEB/PURA(LITRE)	PES	DOZ.	792.00	792.00	657.00	..	+20.55
MILK PAK/HALEEB/PURA(LITRE)	MPK	DOZ.	860.00	840.00	657.00	+2.38	+30.90
MILK PAK/HALEEB/PURA(LITRE)	MNG	DOZ.	860.00	820.00	702.00	+4.88	+22.51

Contd.

## 7.10 Intercity Wholesale Prices of Selected Commodities

ITEM AND SPECIFICATION	MARKET	UNIT	PRICES (RUPEES)			PERCENTAGE CHANGE IN JUNE-11 OVER	
			JUNE - 11	MAY - 11	JUNE - 10	MAY - 11	JUNE - 10
POWDERED MILK							
-----							
POWDERED MILK(SKIMMED)/BAG 25 KG. KAR EACH			9500.00	9300.00	7800.00	+2.15	+21.79
POWDERED MILK(SKIMMED)/BAG 25 KG. LHR EACH			8200.00	7630.00	5775.00	+7.47	+41.99
POWDERED MILK(SKIMMED)/BAG 25 KG. FSL EACH			6425.00	6800.00	5237.00	-5.51	+22.68
POWDERED MILK(SKIMMED)/BAG 25 KG. RWP EACH			8450.00	8450.00	7275.00	..	+16.15
POWDERED MILK(SKIMMED)/BAG 25 KG. PES EACH			8950.00	8950.00	6025.00	..	+48.55
POWDERED MILK(SKIMMED)/BAG 25 KG. QTA EACH			7500.00	7500.00	7000.00	..	+7.14
POWDERED MILK NIDO (TIN 1.8 KG) KAR EACH			1340.00	1340.00	1237.00	..	+8.33
POWDERED MILK NIDO (TIN 1.8 KG) LHR EACH			1530.00	1450.00	1450.00	+5.52	+5.52
POWDERED MILK NIDO (TIN 1.8 KG) RWP EACH			1200.00	1200.00	1100.00	..	+9.09
POWDERED MILK NIDO (TIN 1.8 KG) PES EACH			1200.00	1200.00	1080.00	..	+11.11
MILK FOOD							
-----							
MILO(200 GM. PACK) NESTLE KAR EACH			106.00	106.00	86.00	..	+23.26
MILO(200 GM. PACK) NESTLE LHR EACH			112.00	112.00	112.00	..	..
MILO(200 GM. PACK) NESTLE FSL EACH			112.00	106.00	85.00	+5.66	+31.76
MILO(200 GM. PACK) NESTLE RWP EACH			121.00	121.00	81.00	..	+49.38
MILO(200 GM. PACK) NESTLE PES EACH			115.00	110.00	82.00	+4.55	+40.24
MILO(200 GM. PACK) NESTLE MPK EACH			130.00	120.00	83.00	+8.33	+56.63
MILO(200 GM. PACK) NESTLE MNG EACH			115.00	110.00	80.13	+4.55	+43.52
LACTOGEN(SOFT PACK 400 GM) KAR EACH			266.00	266.00	253.50	..	+4.93
LACTOGEN(SOFT PACK 400 GM) LHR EACH			268.00	268.00	248.00	..	+8.06
LACTOGEN(SOFT PACK 400 GM) FSL EACH			262.00	250.00	265.00	+4.80	-1.13
LACTOGEN(SOFT PACK 400 GM) RWP EACH			270.00	270.00	250.00	..	+8.00
LACTOGEN(SOFT PACK 400 GM) PES EACH			263.87	263.77	235.00	+0.04	+12.29
LACTOGEN(SOFT PACK 400 GM) QTA EACH			265.00	265.00	246.00	..	+7.72
LACTOGEN(SOFT PACK 400 GM) MPK EACH			255.00	255.00	248.00	..	+2.82
LACTOGEN(SOFT PACK 400 GM) MNG EACH			263.88	260.00	230.00	+1.49	+14.73
CERELAC WHEAT(400 GM.) KAR EACH			193.00	193.00	146.00	..	+32.19
CERELAC WHEAT(400 GM.) LHR EACH			173.00	173.00	158.00	..	+9.49
CERELAC WHEAT(400 GM.) FSL EACH			170.00	170.00	160.00	..	+6.25
CERELAC WHEAT(400 GM.) RWP EACH			170.00	170.00	155.00	..	+9.68
CERELAC WHEAT(400 GM.) PES EACH			192.00	192.00	145.67	..	+31.80
CERELAC WHEAT(400 GM.) QTA EACH			170.00	170.00	148.00	..	+14.86
CERELAC WHEAT(400 GM.) MPK EACH			170.00	165.00	159.70	+3.03	+6.45
CERELAC WHEAT(400 GM.) MNG EACH			185.00	185.00	171.43	..	+7.92
POWD.MILK EVERYDAY(NESTLE)1KG. KAR EACH			410.00	410.00	360.00	..	+13.89
POWD.MILK EVERYDAY(NESTLE)1KG. LHR EACH			435.00	435.00	325.00	..	+33.85
POWD.MILK EVERYDAY(NESTLE)1KG. RWP EACH			436.00	436.00	324.50	..	+34.36
POWD.MILK EVERYDAY(NESTLE)1KG. MUL EACH			435.17	435.17	324.08	..	+34.28
POWD.MILK EVERYDAY(NESTLE)1KG. HYD EACH			430.00	430.00	325.00	..	+32.31

Contd.

## 7.10 Intercity Wholesale Prices of Selected Commodities

ITEM AND SPECIFICATION	MARKET	UNIT	PRICES (RUPEES)			PERCENTAGE CHANGE IN JUNE-11 OVER	
			JUNE - 11	MAY - 11	JUNE - 10	MAY - 11	JUNE - 10
POWD.MILK EVERYDAY(NESTLE)1KG. VEGETABLE GHEE -----	PES EACH		460.00	460.00	324.00	..	+41.98
VEGETABLE GHEE(16 KG TIN)	KAR EACH		2530.00	2562.00	1805.00	-1.25	+40.17
VEGETABLE GHEE(16 KG TIN)	LHR EACH		2600.00	2520.00	1805.00	+3.17	+44.04
VEGETABLE GHEE(16 KG TIN)	RWP EACH		2600.00	2555.00	1835.00	+1.76	+41.69
VEGETABLE GHEE(16 KG TIN)	PES EACH		2580.00	2540.00	1830.00	+1.57	+40.98
VEGETABLE GHEE(16 KG TIN)	QTA EACH		2690.00	2690.00	1815.00	..	+48.21
VEGETABLE GHEE(16 KG TIN)	MEK EACH		2480.00	2480.00	1760.00	..	+40.91
VEGETABLE GHEE(16 KG TIN)	MNG EACH		2595.00	2595.00	1880.00	..	+38.03
MUSTARD & RAPESEED OIL -----							
MUSTARD & RAPE SEED OIL.	KAR 40 KG.		5680.00	5680.00	4440.00	..	+27.93
MUSTARD & RAPE SEED OIL.	LHR 40 KG.		5950.00	5950.00	4000.00	..	+48.75
MUSTARD & RAPE SEED OIL.	RWP 40 KG.		5325.00	5150.00	4125.00	+3.40	+29.09
MUSTARD & RAPE SEED OIL.	MJL 40 KG.		5725.00	5550.00	3975.00	+3.15	+44.03
MUSTARD & RAPE SEED OIL.	HYD 40 KG.		5750.00	5775.00	4100.00	-0.43	+40.24
MUSTARD & RAPE SEED OIL.	PES 40 KG.		5999.00	5999.00	4562.50	..	+31.48
MUSTARD & RAPE SEED OIL.	MEK 40 KG.		5700.00	5500.00	3920.00	+3.64	+45.41
MUSTARD & RAPE SEED OIL.	MNG 40 KG.		6700.00	6700.00	5200.00	..	+28.85
COTTON SEED OIL -----							
COTTON SEED OIL	KAR 40 KG.		5850.00	5300.00	3900.00	+10.38	+50.00
COTTON SEED OIL	LHR 40 KG.		6125.00	6125.00	4325.00	..	+41.62
COTTON SEED OIL	HYD 40 KG.		5300.00	5525.00	3800.00	-4.07	+39.47
COTTON SEED OIL	PES 40 KG.		5000.00	5000.00	3950.00	..	+26.58
COTTON SEED OIL	SRG 40 KG.		6500.00	5900.00	4000.00	+10.17	+62.50
COTTON SEED OIL	MEK 40 KG.		5220.00	5050.00	3750.00	+3.37	+39.20
COTTON SEED OIL	NBS 40 KG.		5600.00	5450.00	4575.00	+2.75	+22.40
COOKING OIL -----							
SOYABEAN COOKING OIL TIN	KAR 5 LTR.		900.00	900.00	640.00	..	+40.63
SOYABEAN COOKING OIL TIN	LHR 5 LTR.		925.00	925.00	685.00	..	+35.04
SOYABEAN COOKING OIL TIN	RWP 5 LTR.		875.00	875.00	615.00	..	+42.28
SOYABEAN COOKING OIL TIN	HYD 5 LTR.		933.46	933.46	661.82	..	+41.04
SOYABEAN COOKING OIL TIN	PES 5 LTR.		810.00	850.00	630.00	-4.71	+28.57
SOYABEAN COOKING OIL TIN	QTA 5 LTR.		915.00	915.00	645.00	..	+41.86
SOYABEAN COOKING OIL TIN	MEK 5 LTR.		905.00	905.00	650.90	..	+39.04
SUN FLOWER COOKING OIL	KAR 5 LTR.		900.00	900.00	640.00	..	+40.63
SUN FLOWER COOKING OIL	LHR 5 LTR.		925.00	925.00	560.00	..	+65.18
SUN FLOWER COOKING OIL	RWP 5 LTR.		875.00	905.00	615.00	-3.31	+42.28
SUN FLOWER COOKING OIL	HYD 5 LTR.		880.00	870.00	635.00	+1.15	+38.58
SUN FLOWER COOKING OIL	PES 5 LTR.		810.00	800.00	635.00	+1.25	+27.56

Contd.

## 7.10 Intercity Wholesale Prices of Selected Commodities

ITEM AND SPECIFICATION	MARKET	UNIT	PRICES (RUPEES)			PERCENTAGE CHANGE IN JUNE-11 OVER	
			JUNE - 11	MAY - 11	JUNE - 10	MAY - 11	JUNE - 10
SUN FLOWER COOKING OIL	MPK 5 LTR.		870.00	870.00	635.00	..	+37.01
SUN FLOWER COOKING OIL	MNG 5 LTR.		880.00	860.00	640.00	+2.33	+37.50
RAFHAN CORN OIL	KAR 2.25LTR		541.25	541.25	410.33	..	+31.91
RAFHAN CORN OIL	LHR 2.25LTR		540.00	540.00	430.00	..	+25.58
RAFHAN CORN OIL	RWP 2.25LTR		534.38	534.38	410.00	..	+30.34
RAFHAN CORN OIL	HYD 2.25LTR		551.25	541.25	447.75	+1.85	+23.12
RAFHAN CORN OIL	PES 2.25LTR		551.25	541.25	427.50	+1.85	+28.95
RAFHAN CORN OIL	MPK 2.25LTR		526.50	526.50	410.00	..	+28.41
RAFHAN CORN OIL	MNG 2.25LTR		526.50	526.50	441.56	..	+19.24
OIL CAKES							
-----							
COTTON SEED OIL CAKES	LHR 40 KG.		1175.00	1100.00	925.00	+6.82	+27.03
COTTON SEED OIL CAKES	FSL 40 KG.		1050.00	1200.00	1000.00	-12.50	+5.00
COTTON SEED OIL CAKES	MUL 40 KG.		1190.00	1040.00	935.00	+14.42	+27.27
COTTON SEED OIL CAKES	HYD 40 KG.		1080.00	1100.00	900.00	-1.82	+20.00
COTTON SEED OIL CAKES	PES 40 KG.		1250.00	1180.00	1075.00	+5.93	+16.28
COTTON SEED OIL CAKES	QTA 40 KG.		925.00	930.00	900.00	-0.54	+2.78
COTTON SEED OIL CAKES	SUK 40 KG.		1160.00	1136.84	870.00	+2.04	+33.33
COTTON SEED OIL CAKES	MPK 40 KG.		1060.00	1125.00	815.00	-5.78	+30.06
MUSTARD & RAPSEED OIL CAKES	LHR 40 KG.		1025.00	1025.00	875.00	..	+17.14
MUSTARD & RAPSEED OIL CAKES	FSL 40 KG.		1000.00	1050.00	850.00	-4.76	+17.65
MUSTARD & RAPSEED OIL CAKES	MUL 40 KG.		920.00	940.00	790.00	-2.13	+16.46
MUSTARD & RAPSEED OIL CAKES	HYD 40 KG.		900.00	950.00	800.00	-5.26	+12.50
MUSTARD & RAPSEED OIL CAKES	PES 40 KG.		875.00	875.00	675.00	..	+29.63
MUSTARD & RAPSEED OIL CAKES	SUK 40 KG.		970.00	960.00	733.33	+1.04	+32.27
MUSTARD & RAPSEED OIL CAKES	MPK 40 KG.		900.00	800.00	700.00	+12.50	+28.57
GUR							
---							
GUR AVG. QLIY.	KAR 40 KG.		2350.00	2250.00	2300.00	+4.44	+2.17
GUR AVG. QLIY.	LHR 40 KG.		2625.00	2570.00	2350.00	+2.14	+11.70
GUR AVG. QLIY.	FSL 40 KG.		2400.00	2200.00	2400.00	+9.09	..
GUR AVG. QLIY.	PES 40 KG.		3240.00	3240.00	2855.00	..	+13.49
GUR AVG. QLIY.	SLK 40 KG.		2900.00	2900.00	2650.00	..	+9.43
GUR AVG. QLIY.	MPK 40 KG.		2400.00	2300.00	2100.00	+4.35	+14.29
GUR AVG. QLIY.	MNG 40 KG.		3100.00	3100.00	2940.00	..	+5.44
SUGAR REFINED							
-----							
SUGAR REFINED(BAG)	KAR 50 KG.		3250.00	3175.00	3075.00	+2.36	+5.69
SUGAR REFINED(BAG)	LHR 50 KG.		3300.00	3170.00	3120.00	+4.10	+5.77
SUGAR REFINED(BAG)	RWP 50 KG.		3270.00	3150.00	3112.50	+3.81	+5.06
SUGAR REFINED(BAG)	PES 50 KG.		3280.00	3150.00	3150.00	+4.13	+4.13

Contd.



## 7.10 Intercity Wholesale Prices of Selected Commodities

ITEM AND SPECIFICATION	MARKET	UNIT	PRICES (RUPEES)			PERCENTAGE CHANGE IN JUNE-11 OVER	
			JUNE - 11	MAY - 11	JUNE - 10	MAY - 11	JUNE - 10
SUGAR REFINED(BAG)	QTA 50 KG.		3440.00	3200.00	3100.00	+7.50	+10.97
SUGAR REFINED(BAG)	MPK 50 KG.		3270.00	3090.00	2950.00	+5.83	+10.85
SUGAR REFINED(BAG)	MNG 50 KG.		3450.00	3150.00	3100.00	+9.52	+11.29
CHICKEN							
-----							
CHICKEN FARM(LIVE)	KAR 1 KG.		140.00	138.00	138.00	+1.45	+1.45
CHICKEN FARM(LIVE)	LHR 1 KG.		97.50	98.50	101.50	-1.02	-3.94
CHICKEN FARM(LIVE)	RWP 1 KG.		111.00	106.50	112.00	+4.23	-0.89
CHICKEN FARM(LIVE)	HYD 1 KG.		130.00	122.00	120.00	+6.56	+8.33
CHICKEN FARM(LIVE)	PES 1 KG.		136.00	121.00	126.50	+12.40	+7.51
CHICKEN FARM(LIVE)	QTA 1 KG.		151.50	146.50	148.00	+3.41	+2.36
CHICKEN FARM(LIVE)	MPK 1 KG.		115.00	115.00	116.00	..	-0.86
CHICKEN FARM(LIVE)	MNG 1 KG.		160.00	160.00	165.00	..	-3.03
EGGS							
----							
EGGS FARM CRATE OF 30 DOZ.	KAR EACH		2000.00	1830.00	1610.00	+9.29	+24.22
EGGS FARM CRATE OF 30 DOZ.	LHR EACH		1850.00	1625.00	1735.00	+13.85	+6.63
EGGS FARM CRATE OF 30 DOZ.	RWP EACH		1930.00	1610.00	1710.00	+19.88	+12.87
EGGS FARM CRATE OF 30 DOZ.	HYD EACH		1970.00	1825.00	1680.00	+7.95	+17.26
EGGS FARM CRATE OF 30 DOZ.	PES EACH		1900.00	1705.00	1720.00	+11.44	+10.47
EGGS FARM CRATE OF 30 DOZ.	QTA EACH		1980.00	1980.00	1680.00	..	+17.86
EGGS FARM CRATE OF 30 DOZ.	MPK EACH		1750.00	1620.00	1620.00	+8.02	+8.02
EGGS FARM CRATE OF 30 DOZ.	MNG EACH		1810.00	1620.00	1605.00	+11.73	+12.77
FISH							
----							
FISH RAHU RIVER	LHR 40 KG.		6450.00	6450.00	5050.00	..	+27.72
FISH RAHU RIVER	MUL 40 KG.		6100.00	6100.00	6200.00	..	-1.61
FISH RAHU RIVER	HYD 40 KG.		5395.00	5395.00	4850.00	..	+11.24
FISH RAHU RIVER	SUK 40 KG.		6000.00	7000.00	5500.00	-14.29	+9.09
FISH RAHU RIVER	BWP 40 KG.		7700.00	7500.00	6200.00	+2.67	+24.19
FISH RAHU SEA	KAR 40 KG.		2900.00	2750.00	3220.00	+5.45	-9.94
MEAT							
----							
BEEF	KAR 40 KG.		7300.00	7300.00	7100.00	..	+2.82
BEEF	LHR 40 KG.		8250.00	8100.00	6925.00	+1.85	+19.13
BEEF	RWP 40 KG.		7275.00	7050.00	5725.00	+3.19	+27.07
BEEF	MUL 40 KG.		7450.00	7450.00	6000.00	..	+24.17
BEEF	HYD 40 KG.		7150.00	7150.00	6350.00	..	+12.60
BEEF	PES 40 KG.		7550.00	7200.00	6875.00	+4.86	+9.82
BEEF	QTA 40 KG.		9400.00	9400.00	7200.00	..	+30.56
BEEF	MNG 40 KG.		7350.00	7200.00	6400.00	+2.08	+14.84
MUTTON	KAR 40 KG.		15600.00	14900.00	12000.00	+4.70	+30.00
MUTTON	LHR 40 KG.		18900.00	18600.00	15550.00	+1.61	+21.54
MUTTON	FSL 40 KG.		16000.00	13600.00	10000.00	+17.65	+60.00
MUTTON	RWP 40 KG.		18400.00	18400.00	14625.00	..	+25.81

Contd.

## 7.10 Intercity Wholesale Prices of Selected Commodities

ITEM AND SPECIFICATION	MARKET	UNIT	PRICES (RUPEES)			PERCENTAGE CHANGE IN JUNE-11 OVER	
			JUNE - 11	MAY - 11	JUNE - 10	MAY - 11	JUNE - 10
MUTTON	MJL 40 KG.		15600.00	15600.00	12200.00	..	+27.87
MUTTON	HYD 40 KG.		15850.00	15850.00	12550.00	..	+26.29
MUTTON	PES 40 KG.		14600.00	13500.00	11500.00	+8.15	+26.96
MUTTON	QTA 40 KG.		18200.00	18000.00	14600.00	+1.11	+24.66
MUTTON	MNG 40 KG.		11200.00	11200.00	8800.00	..	+27.27
SPICES							
-----							
RED CHILLIES DRY(WHOLE)	KAR 40 KG.		8000.00	8000.00	4940.00	..	+61.94
RED CHILLIES DRY(WHOLE)	LHR 40 KG.		7650.00	7950.00	6000.00	-3.77	+27.50
RED CHILLIES DRY(WHOLE)	FSL 40 KG.		6800.00	7500.00	5600.00	-9.33	+21.43
RED CHILLIES DRY(WHOLE)	RWP 40 KG.		8425.00	9250.00	4850.00	-8.92	+73.71
RED CHILLIES DRY(WHOLE)	HYD 40 KG.		8000.00	8500.00	6000.00	-5.88	+33.33
RED CHILLIES DRY(WHOLE)	PES 40 KG.		7625.00	7700.00	3900.00	-0.97	+95.51
RED CHILLIES DRY(WHOLE)	QTA 40 KG.		7900.00	7900.00	4000.00	..	+97.50
RED CHILLIES DRY(WHOLE)	MPK 40 KG.		6650.00	7700.00	5800.00	-13.64	+14.66
RED CHILLIES(200 G PKT.NATIONAL)	KAR EACH		109.20	109.20	72.00	..	+51.67
RED CHILLIES(200 G PKT.NATIONAL)	LHR EACH		112.00	112.00	65.00	..	+72.31
RED CHILLIES(200 G PKT.NATIONAL)	FSL EACH		112.44	112.44	63.96	..	+75.80
RED CHILLIES(200 G PKT.NATIONAL)	RWP EACH		117.00	117.00	67.00	..	+74.63
RED CHILLIES(200 G PKT.NATIONAL)	HYD EACH		120.00	120.00	70.00	..	+71.43
RED CHILLIES(200 G PKT.NATIONAL)	PES EACH		110.84	110.84	63.80	..	+73.73
RED CHILLIES(200 G PKT.NATIONAL)	MPK EACH		109.00	109.00	60.00	..	+81.67
RED CHILLIES(200 G PKT.NATIONAL)	MNG EACH		110.00	110.00	68.00	..	+61.76
TURMERIC POWDER(50 G.PKT.NATIONAL)	KAR EACH		31.69	31.69	25.00	..	+26.76
TURMERIC POWDER(50 G.PKT.NATIONAL)	LHR EACH		32.00	32.00	24.00	..	+33.33
TURMERIC POWDER(50 G.PKT.NATIONAL)	FSL EACH		33.02	33.02	25.00	..	+32.08
TURMERIC POWDER(50 G.PKT.NATIONAL)	RWP EACH		32.00	32.00	24.00	..	+33.33
TURMERIC POWDER(50 G.PKT.NATIONAL)	HYD EACH		35.00	35.00	27.00	..	+29.63
TURMERIC POWDER(50 G.PKT.NATIONAL)	PES EACH		35.00	35.00	24.00	..	+45.83
TURMERIC POWDER(50 G.PKT.NATIONAL)	QTA EACH		32.00	32.00	27.00	..	+18.52
CONDIMENTS							
-----							
BLACK PEPPER 50 G.PKT.(NATIONAL)	KAR EACH		45.25	45.25	39.00	..	+16.03
BLACK PEPPER 50 G.PKT.(NATIONAL)	LHR EACH		45.00	45.00	37.00	..	+21.62
BLACK PEPPER 50 G.PKT.(NATIONAL)	RWP EACH		46.00	45.00	36.00	+2.22	+27.78
BLACK PEPPER 50 G.PKT.(NATIONAL)	HYD EACH		52.00	50.00	40.00	+4.00	+30.00
BLACK PEPPER 50 G.PKT.(NATIONAL)	PES EACH		45.00	45.00	36.00	..	+25.00
BLACK PEPPER 50 G.PKT.(NATIONAL)	MPK EACH		46.08	46.08	36.90	..	+24.88
BLACK PEPPER 50 G.PKT.(NATIONAL)	MNG EACH		45.00	45.00	40.00	..	+12.50
CUMINSEED WHITE 50 G.PKT.NAT.	KAR EACH		41.42	41.12	42.00	+0.73	-1.38

Contd.

## 7.10 Intercity Wholesale Prices of Selected Commodities

ITEM AND SPECIFICATION	MARKET	UNIT	PRICES (RUPEES)			PERCENTAGE CHANGE IN JUNE-11 OVER	
			JUNE - 11	MAY - 11	JUNE - 10	MAY - 11	JUNE - 10
CUMINSEED WHITE 50 G.PKT.NAT.	LHR EACH		41.00	41.00	37.00	..	+10.81
CUMINSEED WHITE 50 G.PKT.NAT.	MUL EACH		41.92	41.92	36.66	..	+14.35
CUMINSEED WHITE 50 G.PKT.NAT.	HYD EACH		41.00	41.00	40.00	..	+2.50
CUMINSEED WHITE 50 G.PKT.NAT.	PES EACH		41.00	40.00	36.60	+2.50	+12.02
CUMINSEED WHITE 50 G.PKT.NAT.	QTA EACH		40.50	40.00	40.00	+1.25	+1.25
CUMINSEED WHITE 50 G.PKT.NAT.	MPK EACH		40.00	40.00	36.00	..	+11.11
CARDAMOM LARGE	KAR 40 KG.		88000.00	88000.00	37000.00	..	+137.84
CARDAMOM LARGE	LHR 40 KG.		85000.00	85000.00	39500.00	..	+115.19
CARDAMOM LARGE	RWP 40 KG.		71250.00	73250.00	34250.00	-2.73	+108.03
CARDAMOM LARGE	HYD 40 KG.		88500.00	89000.00	41000.00	-0.56	+115.85
CARDAMOM LARGE	PES 40 KG.		96000.00	96000.00	40000.00	..	+140.00
CARDAMOM LARGE	MPK 40 KG.		88000.00	88000.00	42000.00	..	+109.52
CARDAMOM SMALL	KAR KG.		2200.00	2200.00	1800.00	..	+22.22
CARDAMOM SMALL	LHR KG.		2125.00	2125.00	2850.00	..	-25.44
CARDAMOM SMALL	RWP KG.		2625.00	2625.00	2550.00	..	+2.94
CARDAMOM SMALL	HYD KG.		2300.00	2350.00	2150.00	-2.13	+6.98
CARDAMOM SMALL	PES KG.		3400.00	3400.00	2350.00	..	+44.68
CARDAMOM SMALL	MPK KG.		2000.00	1900.00	2000.00	+5.26	..
CINNAMON	KAR 40 KG.		7400.00	7400.00	5250.00	..	+40.95
CORRIANDER PWD.200 G. PKT.NAT.	KAR EACH		68.57	68.57	75.00	..	-8.57
CORRIANDER PWD.200 G. PKT.NAT.	LHR EACH		65.00	65.00	65.00	..	..
CORRIANDER PWD.200 G. PKT.NAT.	RWP EACH		65.50	65.50	65.00	..	+0.77
CORRIANDER PWD.200 G. PKT.NAT.	HYD EACH		70.00	70.00	70.00	..	..
CORRIANDER PWD.200 G. PKT.NAT.	PES EACH		64.54	64.54	64.00	..	+0.84
CORRIANDER PWD.200 G. PKT.NAT.	MPK EACH		65.71	65.71	63.00	..	+4.30
CORRIANDER PWD.200 G. PKT.NAT.	MNG EACH		65.50	65.50	70.00	..	-6.43
CLOVES	KAR 40 KG.		30000.00	27000.00	19250.00	+11.11	+55.84
CLOVES	LHR 40 KG.		28250.00	28250.00	20250.00	..	+39.51
CLOVES	RWP 40 KG.		21250.00	21250.00	19750.00	..	+7.59
CLOVES	HYD 40 KG.		26250.00	25350.00	21500.00	+3.55	+22.09
CLOVES	PES 40 KG.		25500.00	25500.00	20000.00	..	+27.50
CLOVES	MPK 40 KG.		30400.00	28200.00	19200.00	+7.80	+58.33
SALT							
----							
SALT ROCKED CRUSHED	KAR 40 KG.		220.00	220.00	160.00	..	+37.50
SALT ROCKED CRUSHED	LHR 40 KG.		147.50	147.50	132.50	..	+11.32
SALT ROCKED CRUSHED	RWP 40 KG.		210.00	210.00	162.00	..	+29.63
SALT ROCKED CRUSHED	HYD 40 KG.		120.00	120.00	120.00	..	..
SALT ROCKED CRUSHED	PES 40 KG.		122.50	122.50	122.50	..	..
SALT ROCKED CRUSHED	MPK 40 KG.		110.00	95.00	95.00	+15.79	+15.79
SALT ROCKED CRUSHED	MNG 40 KG.		112.00	80.00	80.00	+40.00	+40.00

Contd.

## 7.10 Intercity Wholesale Prices of Selected Commodities

ITEM AND SPECIFICATION	MARKET	UNIT	PRICES (RUPEES)			PERCENTAGE CHANGE IN JUNE-11 OVER	
			JUNE - 11	MAY - 11	JUNE - 10	MAY - 11	JUNE - 10
TEA							
---							
TEA LIPTON YELLOW LABEL 200 G.PKT KAR 06 PKT.			725.00	725.60	700.00	-0.08	+3.57
TEA LIPTON YELLOW LABEL 200 G.PKT LHR 06 PKT.			765.00	765.00	654.00	..	+16.97
TEA LIPTON YELLOW LABEL 200 G.PKT RWP 06 PKT.			760.00	760.00	663.00	..	+14.63
TEA LIPTON YELLOW LABEL 200 G.PKT HYD 06 PKT.			750.95	760.00	650.40	-1.19	+15.46
TEA LIPTON YELLOW LABEL 200 G.PKT PES 06 PKT.			760.00	760.00	648.00	..	+17.28
TEA LIPTON YELLOW LABEL 200 G.PKT QTA 06 PKT.			758.00	750.00	675.00	+1.07	+12.30
TEA SUPREME 200 G. PKT.	KAR	06 PKT.	750.00	740.00	720.00	+1.35	+4.17
TEA SUPREME 200 G. PKT.	LHR	06 PKT.	730.00	730.00	740.00	..	-1.35
TEA SUPREME 200 G. PKT.	RWP	06 PKT.	716.84	716.84	571.00	..	+25.54
TEA SUPREME 200 G. PKT.	HYD	06 PKT.	710.00	710.00	584.00	..	+21.58
TEA SUPREME 200 G. PKT.	PES	06 PKT.	715.00	715.00	593.00	..	+20.57
TEA SUPREME 200 G. PKT.	QTA	06 PKT.	720.00	720.00	582.00	..	+23.71
TEA LOOSE	KAR	KG.	417.50	417.50	400.00	..	+4.38
TEA LOOSE	LHR	KG.	445.00	445.00	385.00	..	+15.58
TEA LOOSE	RWP	KG.	417.50	417.50	392.50	..	+6.37
TEA LOOSE	HYD	KG.	420.00	420.00	345.00	..	+21.74
TEA LOOSE	PES	KG.	455.00	455.00	390.00	..	+16.67
TEA LOOSE	QTA	KG.	390.00	390.00	350.00	..	+11.43
TEA LOOSE	MPK	KG.	335.00	335.00	310.00	..	+8.06
TEA LOOSE	MNG	KG.	440.00	440.00	357.50	..	+23.08
BEVERAGES							
-----							
COCA COLA(CRATE OF 24 BOTTLES)	KAR	EACH	325.00	325.00	288.00	..	+12.85
COCA COLA(CRATE OF 24 BOTTLES)	LHR	EACH	312.00	312.00	280.00	..	+11.43
COCA COLA(CRATE OF 24 BOTTLES)	RWP	EACH	312.00	312.00	258.00	..	+20.93
COCA COLA(CRATE OF 24 BOTTLES)	PES	EACH	325.00	325.00	280.00	..	+16.07
COCA COLA(CRATE OF 24 BOTTLES)	QTA	EACH	360.00	325.00	282.00	+10.77	+27.66
COCA COLA(CRATE OF 24 BOTTLES)	MPK	EACH	330.00	324.00	260.00	+1.85	+26.92
COCA COLA(CRATE OF 24 BOTTLES)	MNG	EACH	322.00	322.00	280.00	..	+15.00
SEVEN UP (CRATE OF 24 BOTTLES)	KAR	EACH	325.00	325.00	288.00	..	+12.85
SEVEN UP (CRATE OF 24 BOTTLES)	LHR	EACH	312.00	312.00	280.00	..	+11.43
SEVEN UP (CRATE OF 24 BOTTLES)	RWP	EACH	312.00	312.00	258.00	..	+20.93
SEVEN UP (CRATE OF 24 BOTTLES)	PES	EACH	325.00	325.00	280.00	..	+16.07
SEVEN UP (CRATE OF 24 BOTTLES)	QTA	EACH	360.00	325.00	280.00	+10.77	+28.57
SEVEN UP (CRATE OF 24 BOTTLES)	MPK	EACH	330.00	324.00	260.00	+1.85	+26.92
SEVEN UP (CRATE OF 24 BOTTLES)	MNG	EACH	322.00	322.00	280.00	..	+15.00
ROOHAFZA(SHARBAT)	KAR	DOZ.	1500.00	1500.00	1320.00	..	+13.64
ROOHAFZA(SHARBAT)	LHR	DOZ.	1540.00	1450.00	1260.00	+6.21	+22.22
ROOHAFZA(SHARBAT)	RWP	DOZ.	1490.00	1490.00	1195.00	..	+24.69
ROOHAFZA(SHARBAT)	PES	DOZ.	1550.00	1550.00	1267.50	..	+22.29
ROOHAFZA(SHARBAT)	QTA	DOZ.	1596.00	1450.00	1250.00	+10.07	+27.68
ROOHAFZA(SHARBAT)	MPK	DOZ.	1446.00	1446.00	1290.00	..	+12.09

Contd.

## 7.10 Intercity Wholesale Prices of Selected Commodities

ITEM AND SPECIFICATION	MARKET	UNIT	PRICES (RUPEES)			PERCENTAGE CHANGE IN JUNE-11 OVER	
			JUNE - 11	MAY - 11	JUNE - 10	MAY - 11	JUNE - 10
ROOHAFZA (SHARBAT)	MNG DOZ.		1560.00	1450.00	1260.00	+7.59	+23.81
FRUIT JUICE TETRA PACK	KAR DOZ.		120.00	120.00	115.00	..	+4.35
FRUIT JUICE TETRA PACK	LHR DOZ.		112.00	112.00	112.00	..	..
FRUIT JUICE TETRA PACK	RWP DOZ.		116.50	116.50	100.00	..	+16.50
FRUIT JUICE TETRA PACK	PES DOZ.		113.00	113.00	100.00	..	+13.00
FRUIT JUICE TETRA PACK	QTA DOZ.		100.00	100.00	95.00	..	+5.26
FRUIT JUICE TETRA PACK	MPK DOZ.		132.00	132.00	96.66	..	+36.56
FRUIT JUICE TETRA PACK	MNG DOZ.		100.00	100.00	100.00	..	..
MINERAL WATER							
-----							
MINERAL WATER NESTLE(1.5 LTR)	KAR DOZ.		390.00	350.00	312.00	+11.43	+25.00
MINERAL WATER NESTLE(1.5 LTR)	LHR DOZ.		395.00	360.00	300.00	+9.72	+31.67
MINERAL WATER NESTLE(1.5 LTR)	RWP DOZ.		360.00	360.00	300.00	..	+20.00
MINERAL WATER NESTLE(1.5 LTR)	PES DOZ.		355.00	355.00	291.00	..	+21.99
MINERAL WATER NESTLE(1.5 LTR)	QTA DOZ.		390.00	365.00	270.00	+6.85	+44.44
MINERAL WATER NESTLE(1.5 LTR)	MPK DOZ.		395.00	380.00	290.00	+3.95	+36.21
MINERAL WATER NESTLE(1.5 LTR)	MNG DOZ.		395.00	375.00	312.00	+5.33	+26.60
FRUIT PREPARED/PRESERVED							
-----							
APL/MNG/ORG/MIX. FRUIT JAM 450 G.	KAR DOZ.		1184.00	1184.00	960.00	..	+23.33
APL/MNG/ORG/MIX. FRUIT JAM 450 G.	LHR DOZ.		1190.00	1190.00	1080.00	..	+10.19
APL/MNG/ORG/MIX. FRUIT JAM 450 G.	RWP DOZ.		1187.50	1187.50	1082.50	..	+9.70
APL/MNG/ORG/MIX. FRUIT JAM 450 G.	PES DOZ.		1100.00	1100.00	1100.00	..	..
APL/MNG/ORG/MIX. FRUIT JAM 450 G.	QTA DOZ.		1158.00	1158.00	795.00	..	+45.66
APL/MNG/ORG/MIX. FRUIT JAM 450 G.	MPK DOZ.		1139.00	1139.00	1085.00	..	+4.98
APL/MNG/ORG/MIX. FRUIT JAM 450 G.	MNG DOZ.		1130.00	1130.00	1074.00	..	+5.21
APL/MNG/ORG/LEM/SQUASHES 730 ML.	KAR DOZ.		1320.00	1320.00	1020.00	..	+29.41
APL/MNG/ORG/LEM/SQUASHES 730 ML.	LHR DOZ.		1440.00	1300.00	1092.00	+10.77	+31.87
APL/MNG/ORG/LEM/SQUASHES 730 ML.	RWP DOZ.		1462.50	1347.50	1295.00	+8.53	+12.93
APL/MNG/ORG/LEM/SQUASHES 730 ML.	PES DOZ.		1320.00	1320.00	1130.00	..	+16.81
APL/MNG/ORG/LEM/SQUASHES 730 ML.	QTA DOZ.		1380.00	1272.00	900.00	+8.49	+53.33
APL/MNG/ORG/LEM/SQUASHES 730 ML.	MPK DOZ.		1326.00	1326.00	1300.00	..	+2.00
APL/MNG/ORG/LEM/SQUASHES 730 ML.	MNG DOZ.		1400.00	1350.00	1250.00	+3.70	+12.00
VEGETABLES PREPARED/PRESERVED							
-----							
MANGO/MIXED PICKLE IN OIL 340 G.	KAR DOZ.		840.00	840.00	770.00	..	+9.09
MANGO/MIXED PICKLE IN OIL 340 G.	LHR DOZ.		904.00	904.00	774.00	..	+16.80
MANGO/MIXED PICKLE IN OIL 340 G.	RWP DOZ.		972.50	915.00	800.00	+6.28	+21.56
MANGO/MIXED PICKLE IN OIL 340 G.	PES DOZ.		700.00	700.00	700.00	..	..
MANGO/MIXED PICKLE IN OIL 340 G.	QTA DOZ.		936.00	888.00	744.00	+5.41	+25.81
MANGO/MIXED PICKLE IN OIL 340 G.	MPK DOZ.		925.00	925.00	770.00	..	+20.13
MANGO/MIXED PICKLE IN OIL 340 G.	MNG DOZ.		972.00	840.00	807.00	+15.71	+20.45
CHILLES & LIME PCL. IN OIL 340 G.	KAR DOZ.		840.00	840.00	762.50	..	+10.16

Contd.

## 7.10 Intercity Wholesale Prices of Selected Commodities

ITEM AND SPECIFICATION	MARKET	UNIT	PRICES (RUPEES)			PERCENTAGE CHANGE IN JUNE-11 OVER	
			JUNE - 11	MAY - 11	JUNE - 10	MAY - 11	JUNE - 10
CHILLES & LIME PKL. IN OIL 340 G.	LHR DOZ.		904.00	904.00	774.00	..	+16.80
CHILLES & LIME PKL. IN OIL 340 G.	RWP DOZ.		972.50	915.00	800.00	+6.28	+21.56
CHILLES & LIME PKL. IN OIL 340 G.	PES DOZ.		750.00	750.00	700.00	..	+7.14
CHILLES & LIME PKL. IN OIL 340 G.	QTA DOZ.		785.00	775.00	744.00	+1.29	+5.51
CHILLES & LIME PKL. IN OIL 340 G.	MPK DOZ.		925.00	925.00	815.00	..	+13.50
TOMATO KETCHUP 300 GM.	KAR DOZ.		780.00	780.00	600.00	..	+30.00
TOMATO KETCHUP 300 GM.	LHR DOZ.		765.00	765.00	595.00	..	+28.57
TOMATO KETCHUP 300 GM.	RWP DOZ.		782.50	712.50	632.50	+9.82	+23.72
TOMATO KETCHUP 300 GM.	PES DOZ.		665.00	665.00	565.00	..	+17.70
TOMATO KETCHUP 300 GM.	QTA DOZ.		756.00	732.00	600.00	+3.28	+26.00
TOMATO KETCHUP 300 GM.	MPK DOZ.		708.00	708.00	624.00	..	+13.46
TOMATO KETCHUP 300 GM.	MNG DOZ.		756.00	756.00	618.00	..	+22.33
VINEGAR SYNTHETIC (SIRKA)	KAR DOZ.		524.24	524.24	500.00	..	+4.85
VINEGAR SYNTHETIC (SIRKA)	LHR DOZ.		660.00	660.00	564.00	..	+17.02
VINEGAR SYNTHETIC (SIRKA)	RWP DOZ.		582.50	582.50	527.50	..	+10.43
VINEGAR SYNTHETIC (SIRKA)	PES DOZ.		450.00	450.00	400.00	..	+12.50
VINEGAR SYNTHETIC (SIRKA)	QTA DOZ.		690.00	690.00	504.00	..	+36.90
VINEGAR SYNTHETIC (SIRKA)	MNG DOZ.		672.00	672.00	564.00	..	+19.15
SUGAR CONFECTIONARY							
-----							
ICE CREAM POLKA/WALLS	KAR DOZ.		224.00	224.00	212.00	..	+5.66
ICE CREAM POLKA/WALLS	LHR DOZ.		260.00	240.00	209.00	+8.33	+24.40
ICE CREAM POLKA/WALLS	RWP DOZ.		272.50	250.00	217.50	+9.00	+25.29
ICE CREAM POLKA/WALLS	HYD DOZ.		235.00	235.00	216.00	..	+8.80
ICE CREAM POLKA/WALLS	QTA DOZ.		264.00	264.00	264.00	..	..
TOFFEE (HILAL)	KAR DOZ.		10.00	10.00	10.00	..	..
TOFFEE (HILAL)	LHR DOZ.		10.00	10.00	10.00	..	..
TOFFEE (HILAL)	HYD DOZ.		10.00	10.00	10.00	..	..
TOFFEE (HILAL)	QTA DOZ.		10.00	10.00	10.00	..	..
TOFFEE (HILAL)	BWP DOZ.		10.97	10.97	10.97	..	..
CHOCOLATE(CANDY)	KAR DOZ.		10.00	10.00	10.00	..	..
CHOCOLATE(CANDY)	FSL DOZ.		10.00	10.00	10.00	..	..
CHOCOLATE(CANDY)	HYD DOZ.		10.00	10.00	10.00	..	..
CHOCOLATE(CANDY)	SUK DOZ.		10.00	10.00	10.00	..	..
CHOCOLATE(CANDY)	MPK DOZ.		10.00	10.00	10.00	..	..
RAW MATERIALS							
*****							
COTTON							
-----							
COTTON SPOT RATE EX-KAR.	KAR 40 KG.		9283.00	9448.75	6972.25	-1.75	+33.14

Contd.

## 7.10 Intercity Wholesale Prices of Selected Commodities

ITEM AND SPECIFICATION	MARKET	UNIT	PRICES (RUPEES)			PERCENTAGE CHANGE IN JUNE-11 OVER	
			JUNE - 11	MAY - 11	JUNE - 10	MAY - 11	JUNE - 10
COTTON SEEDS							
-----							
COTTON SEEDS	KAR	40 KG.	1800.00	1800.00	1060.00	..	+69.81
COTTON SEEDS	FSL	40 KG.	1000.00	1000.00	1050.00	..	-4.76
COTTON SEEDS	MUL	40 KG.	1195.00	1030.00	870.00	+16.02	+37.36
COTTON SEEDS	HYD	40 KG.	1190.00	1140.00	900.00	+4.39	+32.22
COTTON SEEDS	SWL	40 KG.	1025.00	1025.00	870.00	..	+17.82
COTTON SEEDS	MPK	40 KG.	1220.00	1190.00	795.00	+2.52	+53.46
MUSTARD/RAPESEEDS							
-----							
MUSTARD SEEDS	KAR	40 KG.	2200.00	2200.00	1800.00	..	+22.22
MUSTARD SEEDS	FSL	40 KG.	2400.00	2100.00	1700.00	+14.29	+41.18
MUSTARD SEEDS	MUL	40 KG.	2150.00	2100.00	1575.00	+2.38	+36.51
MUSTARD SEEDS	HYD	40 KG.	2150.00	2150.00	1525.00	..	+40.98
MUSTARD SEEDS	PES	40 KG.	2040.00	2040.00	1775.00	..	+14.93
MUSTARD SEEDS	SWL	40 KG.	1950.00	1950.00	1575.00	..	+23.81
TOBACCO							
-----							
TOBACCO SIND KARO	HYD	40 KG.	1750.00	1750.00	1700.00	..	+2.94
TOBACCO SIND KARO	SUK	40 KG.	1800.00	1800.00	1800.00	..	..
TOBACCO SIND KARO	LRK	40 KG.	1900.00	1900.00	2000.00	..	-5.00
TOBACCO DESI (MITHA)	KAR	40 KG.	2250.00	2250.00	2250.00	..	..
TOBACCO DESI (MITHA)	HYD	40 KG.	3900.00	3900.00	4225.00	..	-7.69
TOBACCO DESI (MITHA)	SRG	40 KG.	5500.00	5500.00	4500.00	..	+22.22
TOBACCO SUFAID PATHA	LHR	40 KG.	4400.00	4300.00	4300.00	+2.33	+2.33
TOBACCO SUFAID PATHA	MUL	40 KG.	5300.00	5300.00	4700.00	..	+12.77
TOBACCO SUFAID PATHA	HYD	40 KG.	3250.00	3250.00	3500.00	..	-7.14
TOBACCO SUFAID PATHA	PES	40 KG.	7500.00	7500.00	7500.00	..	..
TOBACCO SUFAID PATHA	SRG	40 KG.	3100.00	3100.00	4200.00	..	-26.19
TOBACCO SUFAID PATHA	LRK	40 KG.	2800.00	2800.00	3000.00	..	-6.67
TOBACCO HUKKA TWISTED	LHR	40 KG.	3625.00	3575.00	3350.00	+1.40	+8.21
TOBACCO HUKKA TWISTED	MUL	40 KG.	3500.00	3500.00	3300.00	..	+6.06
TOBACCO HUKKA TWISTED	HYD	40 KG.	3800.00	3800.00	4050.00	..	-6.17
TOBACCO HUKKA TWISTED	QTA	40 KG.	2970.00	2970.00	2760.00	..	+7.61
TOBACCO HUKKA TWISTED	SUK	40 KG.	2800.00	2800.00	2400.00	..	+16.67
TOBACCO HUKKA PREPARED	LHR	40 KG.	2875.00	2775.00	2350.00	+3.60	+22.34
TOBACCO HUKKA PREPARED	MUL	40 KG.	1000.00	1000.00	1000.00	..	..
TOBACCO HUKKA PREPARED	HYD	40 KG.	1325.00	1325.00	1125.00	..	+17.78
TOBACCO HUKKA PREPARED	QTA	40 KG.	1530.00	1530.00	1350.00	..	+13.33
TOBACCO HUKKA PREPARED	LRK	40 KG.	1500.00	1500.00	1050.00	..	+42.86

Contd.

## 7.10 Intercity Wholesale Prices of Selected Commodities

ITEM AND SPECIFICATION	MARKET	UNIT	PRICES (RUPEES)			PERCENTAGE CHANGE IN JUNE-11 OVER	
			JUNE - 11	MAY - 11	JUNE - 10	MAY - 11	JUNE - 10
SUGAR CANE							
-----							
SUGARCANE	FSL	40 KG.	180.00	180.00	209.00	..	-13.88
SUGARCANE	HYD	40 KG.	225.00	218.00	180.00	+3.21	+25.00
SUGARCANE	PES	40 KG.	240.00	240.00	140.00	..	+71.43
WOOL							
----							
WOOL PAK. SUPERIOR WHITE	KAR	40 KG.	2550.00	2550.00	2520.00	..	+1.19
WOOL PAK. SUPERIOR WHITE	LHR	40 KG.	775.00	775.00	775.00	..	..
WOOL PAK. SUPERIOR WHITE	MUL	40 KG.	2100.00	1850.00	1175.00	+13.51	+78.72
WOOL PAK. SUPERIOR YELLOW	KAR	40 KG.	2500.00	2500.00	2480.00	..	+0.81
WOOL PAK. SUPERIOR YELLOW	LHR	40 KG.	862.50	862.50	862.50	..	..
WOOL PAK. SUPERIOR YELLOW	MUL	40 KG.	1900.00	1700.00	1050.00	+11.76	+80.95
WOOL PAK MEDIUM WHITE	KAR	40 KG.	2100.00	2100.00	2050.00	..	+2.44
WOOL PAK MEDIUM WHITE	LHR	40 KG.	740.00	740.00	740.00	..	..
WOOL PAK MEDIUM WHITE	MUL	40 KG.	1900.00	1700.00	1050.00	+11.76	+80.95
WOOL PAK.MEDIUM YELLOW	KAR	40 KG.	2020.00	2020.00	1980.00	..	+2.02
WOOL PAK.MEDIUM YELLOW	LHR	40 KG.	640.00	640.00	640.00	..	..
WOOL PAK.MEDIUM YELLOW	MUL	40 KG.	1500.00	1350.00	750.00	+11.11	+100.00
WOOL COLOURED LIGHT	KAR	40 KG.	1490.00	1490.00	1380.00	..	+7.97
WOOL COLOURED LIGHT	LHR	40 KG.	825.00	825.00	825.00	..	..
WOOL COLOURED LIGHT	MUL	40 KG.	1300.00	1300.00	825.00	..	+57.58
WOOL COLOURED DARK	KAR	40 KG.	1490.00	1490.00	1380.00	..	+7.97
WOOL COLOURED DARK	LHR	40 KG.	800.00	800.00	800.00	..	..
WOOL COLOURED DARK	MUL	40 KG.	1100.00	1100.00	850.00	..	+29.41
HIDES							
-----							
HIDES WET SALTED COW MEDIUM	KAR	EACH	2475.00	2390.00	2200.00	+3.56	+12.50
HIDES WET SALTED COW MEDIUM	LHR	EACH	1850.00	1850.00	1850.00	..	..
HIDES WET SALTED COW MEDIUM	MUL	EACH	2350.00	2350.00	1750.00	..	+34.29
HIDES WET SALTED COW MEDIUM	HYD	EACH	1850.00	1850.00	1450.00	..	+27.59
HIDES WET SALTED COW MEDIUM	PES	EACH	850.00	700.00	550.00	+21.43	+54.55
HIDES WET SALTED COW MEDIUM	QTA	EACH	1650.00	1650.00	1600.00	..	+3.13
HIDES WET SALTED BUFFALO MEDIUM	KAR	EACH	1450.00	1450.00	1340.00	..	+8.21
HIDES WET SALTED BUFFALO MEDIUM	LHR	EACH	1550.00	1550.00	1550.00	..	..
HIDES WET SALTED BUFFALO MEDIUM	MUL	EACH	2450.00	2250.00	1850.00	+8.89	+32.43
HIDES WET SALTED BUFFALO MEDIUM	HYD	EACH	1650.00	1650.00	1300.00	..	+26.92
HIDES WET SALTED BUFFALO MEDIUM	PES	EACH	950.00	850.00	800.00	+11.76	+18.75
HIDES WET SALTED BUFFALO MEDIUM	QTA	EACH	1600.00	1600.00	1550.00	..	+3.23
HIDES WET SALTED CALF MEDIUM	KAR	EACH	990.00	990.00	950.00	..	+4.21
HIDES WET SALTED CALF MEDIUM	LHR	EACH	1050.00	1050.00	1050.00	..	..
HIDES WET SALTED CALF MEDIUM	MUL	EACH	1300.00	1350.00	1200.00	-3.70	+8.33
HIDES WET SALTED CALF MEDIUM	HYD	EACH	2050.00	2050.00	1675.00	..	+22.39

Contd.



## 7.10 Intercity Wholesale Prices of Selected Commodities

ITEM AND SPECIFICATION	MARKET	UNIT	PRICES (RUPEES)			PERCENTAGE CHANGE IN JUNE-11 OVER	
			JUNE - 11	MAY - 11	JUNE - 10	MAY - 11	JUNE - 10
HIDES WET SALTED CALF MEDIUM	PES EACH		450.00	295.00	150.00	+52.54	+200.00
HIDES WET SALTED CALF MEDIUM	QTA EACH		1450.00	1450.00	1400.00	..	+3.57
SKINS							
-----							
SHEEP SKIN MEDIUM	KAR 100		47500.00	45500.00	35750.00	+4.40	+32.87
SHEEP SKIN MEDIUM	MJL 100		39000.00	39000.00	31000.00	..	+25.81
SHEEP SKIN MEDIUM	HYD 100		20500.00	20500.00	16250.00	..	+26.15
SHEEP SKIN MEDIUM	PES 100		22750.00	21000.00	7500.00	+8.33	+203.33
SHEEP SKIN MEDIUM	QTA 100		22500.00	14250.00	13250.00	+57.89	+69.81
SHEEP SKIN LARGE	KAR 100		47500.00	47500.00	41000.00	..	+15.85
SHEEP SKIN LARGE	LHR 100		36250.00	36250.00	36250.00	..	..
SHEEP SKIN LARGE	MJL 100		59000.00	59000.00	48000.00	..	+22.92
SHEEP SKIN LARGE	HYD 100		31500.00	31500.00	30000.00	..	+5.00
SHEEP SKIN LARGE	PES 100		36250.00	31000.00	11500.00	+16.94	+215.22
SHEEP SKIN LARGE	QTA 100		29650.00	19650.00	18750.00	+50.89	+58.13
GOAT SKIN LARGE	KAR 100		40000.00	40000.00	37750.00	..	+5.96
GOAT SKIN LARGE	LHR 100		28000.00	28000.00	28000.00	..	..
GOAT SKIN LARGE	HYD 100		33500.00	33500.00	29000.00	..	+15.52
GOAT SKIN LARGE	PES 100		22250.00	20000.00	8000.00	+11.25	+178.13
GOAT SKIN EXTRA LARGE	KAR 100		45500.00	45500.00	36000.00	..	+26.39
GOAT SKIN EXTRA LARGE	LHR 100		33500.00	33500.00	33500.00	..	..
GOAT SKIN EXTRA LARGE	HYD 100		36500.00	36500.00	32000.00	..	+14.06
GOAT SKIN EXTRA LARGE	PES 100		15000.00	14000.00	10000.00	+7.14	+50.00
GOAT SKIN EXTRA LARGE	QTA 100		30250.00	20250.00	18750.00	+49.38	+61.33
GOAT SKIN MEDIUM	KAR 100		34000.00	34000.00	30000.00	..	+13.33
GOAT SKIN MEDIUM	LHR 100		25000.00	25000.00	25000.00	..	..
GOAT SKIN MEDIUM	HYD 100		19500.00	19500.00	15000.00	..	+30.00
GOAT SKIN MEDIUM	PES 100		19000.00	16500.00	7500.00	+15.15	+153.33
GOAT SKIN MEDIUM	QTA 100		22250.00	15250.00	14250.00	+45.90	+56.14
GOAT SKIN SMALL	KAR 100		25875.00	25875.00	22125.00	..	+16.95
GOAT SKIN SMALL	LHR 100		19000.00	19000.00	19000.00	..	..
GOAT SKIN SMALL	PES 100		12000.00	11500.00	5000.00	+4.35	+140.00
GOAT SKIN SMALL	QTA 100		16500.00	13250.00	12250.00	+24.53	+34.69
PIG IRON							
-----							
PIG IRON	KAR MT.		40000.00	40000.00	40000.00	..	..

Contd.

## 7.10 Intercity Wholesale Prices of Selected Commodities

ITEM AND SPECIFICATION	MARKET	UNIT	PRICES (RUPEES)			PERCENTAGE CHANGE IN JUNE-11 OVER	
			JUNE - 11	MAY - 11	JUNE - 10	MAY - 11	JUNE - 10
FUEL, LIGHTING AND LUBRICANT							
*****							
COAL							
----							
COAL	LHR MT.		8000.00	8000.00	7125.00	..	+12.28
COKE							
----							
COKE	KAR MT.		57000.00	57000.00	48000.00	..	+18.75
DIESEL OIL							
-----							
DIESEL OIL HIGH SPEED(BULK)	KAR LTR.		94.05	97.25	71.52	-3.29	+31.50
DIESEL OIL LIGHT SPEED (BULK)	KAR LTR.		88.23	88.23	61.59	..	+43.25
MOTOR SPRIT							
-----							
MOTOR SPRIT 87 RON	KAR LTR.		86.64	88.34	67.88	-1.92	+27.64
MOBIL OIL							
-----							
HAVOLINE MOBIL OIL CNG ENGN.	KAR 4 LTR.		1500.00	1500.00	1254.00	..	+19.62
HAVOLINE MOBIL OIL CNG ENGN.	FSL 4 LTR.		1536.00	1548.00	1254.00	-0.78	+22.49
HAVOLINE MOBIL OIL CNG ENGN.	RWP 4 LTR.		1475.00	1475.00	1162.50	..	+26.88
HAVOLINE MOBIL OIL CNG ENGN.	MUL 4 LTR.		1530.00	1530.00	1298.00	..	+17.87
HAVOLINE MOBIL OIL CNG ENGN.	PES 4 LTR.		1325.00	1325.00	1220.00	..	+8.61
HAVOLINE MOBIL OIL CNG ENGN.	QTA 4 LTR.		1685.00	1456.00	1240.00	+15.73	+35.89
HAVOLINE MOBIL OIL CNG ENGN.	MNG 4 LTR.		1536.00	1536.00	1260.00	..	+21.90
HAVOLINE MOBIL OIL PETROL ENGN.	KAR 4 LTR.		1540.00	1540.00	1542.00	..	-0.13
HAVOLINE MOBIL OIL PETROL ENGN.	FSL 4 LTR.		1916.00	1916.00	1550.00	..	+23.61
HAVOLINE MOBIL OIL PETROL ENGN.	RWP 4 LTR.		1487.50	1487.50	1175.00	..	+26.60
HAVOLINE MOBIL OIL PETROL ENGN.	MUL 4 LTR.		1570.00	1570.00	1322.00	..	+18.76
HAVOLINE MOBIL OIL PETROL ENGN.	PES 4 LTR.		1306.17	1306.17	1140.00	..	+14.58
HAVOLINE MOBIL OIL PETROL ENGN.	QTA 4 LTR.		1670.00	1460.00	1250.00	+14.38	+33.60
HAVOLINE MOBIL OIL PETROL ENGN.	MNG 4 LTR.		1536.00	1536.00	1260.00	..	+21.90
FURNACE OIL							
-----							
HIGH SULPHUR FURNACE OIL(HSFO)	KAR MT.		68931.72	66986.01	43930.36	+2.90	+56.91
KEROSENE OIL							
-----							
KEROSENE OIL	KAR LTR.		84.51	89.56	65.24	-5.64	+29.54

Contd.

## 7.10 Intercity Wholesale Prices of Selected Commodities

ITEM AND SPECIFICATION	MARKET	UNIT	PRICES (RUPEES)			PERCENTAGE CHANGE IN JUNE-11 OVER	
			JUNE - 11	MAY - 11	JUNE - 10	MAY - 11	JUNE - 10
NATURAL GAS							
-----							
SUI GAS GENERAL INDUSTRIAL USE	KAR	MMBTU	443.55	443.55	443.55	..	..
ELECTRICITY IND. SUPPLY TARIFF-B							
-----							
ELECTRICITY TARIFF B1	KAR	KWH.	9.28	9.28	8.76	..	+5.94
ELECTRICITY TARIFF B2	KAR	KWH.	8.39	8.39	7.77	..	+7.98
ELECTRICITY TARIFF B3	KAR	KWH.	8.62	8.62	7.64	..	+12.83
ELECTRICITY TARIFF B4	KAR	KWH.	8.33	8.33	7.26	..	+14.74
ELEC. AGRICULTURE TARIFF-D							
-----							
ELECTRICITY TARIFF-D1	KAR	KWH.	7.71	7.71	5.82	..	+32.47
ELECTRICITY TARIFF-D2	KAR	KWH.	6.27	6.27	5.65	..	+10.97
FIRE WOOD							
-----							
FIRE WOOD MIXED DRY	KAR	40 KG.	285.00	285.00	220.00	..	+29.55
FIRE WOOD MIXED DRY	LHR	40 KG.	467.50	467.50	335.00	..	+39.55
FIRE WOOD MIXED DRY	RWP	40 KG.	405.00	405.00	300.00	..	+35.00
FIRE WOOD MIXED DRY	HYD	40 KG.	245.00	245.00	200.00	..	+22.50
FIRE WOOD MIXED DRY	PES	40 KG.	405.00	405.00	265.00	..	+52.83
FIRE WOOD MIXED DRY	QTA	40 KG.	310.00	310.00	280.00	..	+10.71
FIRE WOOD MIXED DRY	SUK	40 KG.	245.00	230.00	200.00	+6.52	+22.50
FIRE WOOD MIXED DRY	MNG	40 KG.	285.00	290.00	245.00	-1.72	+16.33
MANUFACTURES							
*****							
SOLE LEATHER							
-----							
SOLE LEATHER 5 MM GR-1	SWL	KG.	270.00	270.00	260.00	..	+3.85
SOLE LEATHER 4.5 MM GR-1	SWL	KG.	305.00	305.00	290.00	..	+5.17
SOLE LEATHER 4 MM GR-1	SWL	KG.	295.00	295.00	283.00	..	+4.24
CHROME LEATHER							
-----							
CHROME LEATHER COW ANALINE GR-I	SWL	DM.	20.00	20.00	17.60	..	+13.64
CHROME LEATHER COW ANALINE GR-II	SWL	DM.	16.00	16.00	15.00	..	+6.67
CHROME LEATHER BUFF CALF (SUP)	SWL	DM.	14.00	14.00	13.00	..	+7.69
CHROME LEATHER BUFF CALF (B)	SWL	DM.	7.20	7.20	6.60	..	+9.09
COTTON YARN							
-----							
COTTON YARN 10/1 POPULAR FIBRE	KAR	10 LB.	1200.00	1430.00	905.00	-16.08	+32.60
COTTON YARN 16/1 MGM	KAR	10 LB.	1000.00	940.00	820.00	+6.38	+21.95
COTTON YARN 21/1 SURIYA TEXTILE	KAR	10 LB.	1400.00	1600.00	1082.00	-12.50	+29.39
COTTON YARN 42/1 ABDULLAH TEXTILE	KAR	10 LB.	1750.00	2100.00	1400.00	-16.67	+25.00
COTTON YARN 20/2 BAJWA	KAR	10 LB.	1350.00	1600.00	1050.00	-15.63	+28.57
BLENDED YARN							
-----							
BLND. YARN 30/1 A.A. TEX.Z. TW PVC	KAR	LB.	133.00	140.00	108.00	-5.00	+23.15

Contd.

## 7.10 Intercity Wholesale Prices of Selected Commodities

ITEM AND SPECIFICATION	MARKET	UNIT	PRICES (RUPEES)			PERCENTAGE CHANGE IN JUNE-11 OVER	
			JUNE - 11	MAY - 11	JUNE - 10	MAY - 11	JUNE - 10
BLND.YARN 40/1 SANA	KAR LB.		145.00	158.00	124.00	-8.23	+16.94
BLND.YARN 65/1 ANWER TEX	KAR LB.		135.00	145.00	112.50	-6.90	+20.00
BLND.YARN 30/1 A.A TEX.	KAR LB.		162.75	181.00	128.75	-10.08	+26.41
BLND.YARN 40/1	KAR LB.		190.00	190.00	135.00	..	+40.74
NYLON YARN							
-----							
NYLON YARN RUPALI(PAK)50/72/00	KAR LB.		100.00	105.00	75.00	-4.76	+33.33
NYLON YARN GRATON 50/36/00 FLAT	KAR LB.		155.00	153.25	99.00	+1.14	+56.57
NYLON YARN GRATON 75/48/0 DTY	KAR LB.		111.50	124.00	87.00	-10.08	+28.16
COTTON TEXTILES							
-----							
LATHA GUL AHMED 90000 SUP. QLT.Y.	KAR 40 MIR.		6500.00	6500.00	4700.00	..	+38.30
LATHA GUL AHMED 90000 SUP. QLT.Y.	LHR 40 MIR.		6000.00	6000.00	5400.00	..	+11.11
LATHA GUL AHMED 90000 SUP. QLT.Y.	MUL 40 MIR.		7900.00	7900.00	5400.00	..	+46.30
LATHA PRESIDENT SUP. QLT.Y.	KAR 40 MIR.		3300.00	3300.00	2880.00	..	+14.58
LATHA PRESIDENT SUP. QLT.Y.	LHR 40 MIR.		3250.00	3225.00	2400.00	+0.78	+35.42
LATHA MAST QALANDER SUP. QLT.Y.	KAR 40 MIR.		2200.00	2200.00	2020.00	..	+8.91
LATHA MAST QALANDER SUP. QLT.Y.	MUL 40 MIR.		3450.00	3440.00	2500.00	+0.29	+38.00
LATHA MUGHAL-E-AZAM SUP. QLT.Y.	LHR 40 MIR.		3425.00	3425.00	2910.00	..	+17.70
LATHA MUGHAL-E-AZAM SUP. QLT.Y.	FSL 40 MIR.		4857.00	4857.00	3500.00	..	+38.77
LATHA MUGHAL-E-AZAM SUP. QLT.Y.	MUL 40 MIR.		5280.00	5280.00	3500.00	..	+50.86
POPLIN GUL AHMED AVG. QLT.Y.	KAR MIR.		44.00	44.00	43.00	..	+2.33
POPLIN GUL AHMED AVG. QLT.Y.	LHR MIR.		84.50	84.50	67.00	..	+26.12
POPLIN GUL AHMED AVG. QLT.Y.	FSL MIR.		140.00	140.00	125.00	..	+12.00
POPLIN GUL AHMED AVG. QLT.Y.	MUL MIR.		65.00	65.00	65.00	..	..
POPLIN GUL AHMED AVG. QLT.Y.	QTA MIR.		87.50	87.50	85.00	..	+2.94
LAWN AVG. QLT.Y.	KAR MIR.		66.00	66.00	52.00	..	+26.92
LAWN AVG. QLT.Y.	LHR MIR.		75.00	75.50	60.00	-0.66	+25.00
LAWN AVG. QLT.Y.	FSL MIR.		86.00	66.00	65.00	+30.30	+32.31
LAWN AVG. QLT.Y.	RWP MIR.		77.50	77.50	65.00	..	+19.23
LAWN AVG. QLT.Y.	QTA MIR.		62.50	62.50	60.00	..	+4.17
LAWN AVG. QLT.Y.	SUK MIR.		50.00	50.00	50.00	..	..
LAWN SUP. QLT.Y.	KAR MIR.		130.00	130.00	100.00	..	+30.00
LAWN SUP. QLT.Y.	LHR MIR.		177.50	177.50	145.00	..	+22.41
LAWN SUP. QLT.Y.	FSL MIR.		240.00	240.00	135.00	..	+77.78
LAWN SUP. QLT.Y.	RWP MIR.		137.50	137.50	130.00	..	+5.77
LAWN SUP. QLT.Y.	MUL MIR.		160.00	160.00	130.00	..	+23.08
LAWN SUP. QLT.Y.	QTA MIR.		97.50	95.00	95.00	+2.63	+2.63
LAWN SUP. QLT.Y.	LRK MIR.		120.00	120.00	90.00	..	+33.33
GREY CLOTH 52"	KAR MIR.		42.00	42.00	37.00	..	+13.51
GREY CLOTH 52"	LHR MIR.		39.50	39.50	34.50	..	+14.49
GREY CLOTH 52"	FSL MIR.		45.00	45.00	45.00	..	..
GREY CLOTH 52"	RWP MIR.		41.00	41.00	37.50	..	+9.33

Contd.

## 7.10 Intercity Wholesale Prices of Selected Commodities

ITEM AND SPECIFICATION	MARKET	UNIT	PRICES (RUPEES)			PERCENTAGE CHANGE IN JUNE-11 OVER	
			JUNE - 11	MAY - 11	JUNE - 10	MAY - 11	JUNE - 10
GREY CLOTH 52"	QTA MIR.		67.50	67.50	65.00	..	+3.85
GREY CLOTH 52"	LRK MIR.		70.00	66.00	40.00	+6.06	+75.00
GREY CLOTH 98"	KAR MIR.		66.50	66.50	61.00	..	+9.02
GREY CLOTH 98"	QTA MIR.		85.00	85.00	80.00	..	+6.25
DRILL DYED	KAR MIR.		45.00	45.00	40.00	..	+12.50
DRILL DYED	LHR MIR.		54.50	54.50	39.00	..	+39.74
DRILL DYED	FSL MIR.		50.00	50.00	50.00	..	..
DRILL DYED	PES MIR.		40.00	40.00	40.00	..	..
HOSIERY							
-----							
TOWEL MED SIZE AVG. QLT.Y.	KAR DOZ.		810.00	810.00	710.00	..	+14.08
TOWEL MED SIZE AVG. QLT.Y.	LHR DOZ.		1035.00	1035.00	850.00	..	+21.76
TOWEL MED SIZE AVG. QLT.Y.	FSL DOZ.		1600.00	1600.00	1020.00	..	+56.86
TOWEL MED SIZE AVG. QLT.Y.	PES DOZ.		1100.00	1100.00	900.00	..	+22.22
TOWEL MED SIZE AVG. QLT.Y.	QTA DOZ.		2000.00	2000.00	960.00	..	+108.33
TOWEL MED SIZE AVG. QLT.Y.	SUK DOZ.		1780.00	2000.00	1400.00	-11.00	+27.14
BED SHEET COTTON SINGLE AVG. QLT.Y.	KAR DOZ.		1722.00	1722.00	1350.00	..	+27.56
BED SHEET COTTON SINGLE AVG. QLT.Y.	LHR DOZ.		2175.00	2175.00	1950.00	..	+11.54
BED SHEET COTTON SINGLE AVG. QLT.Y.	FSL DOZ.		3800.00	3800.00	2200.00	..	+72.73
BED SHEET COTTON SINGLE AVG. QLT.Y.	PES DOZ.		2300.00	2300.00	1950.00	..	+17.95
BED SHEET COTTON SINGLE AVG. QLT.Y.	QTA DOZ.		2750.00	2750.00	3000.00	..	-8.33
BED SHEET COTTON SINGLE AVG. QLT.Y.	SUK DOZ.		1800.00	1800.00	1560.00	..	+15.38
BED SHEET COTTON DOUBLE AVG. QLT.Y.	KAR DOZ.		2540.00	2540.00	2070.00	..	+22.71
BED SHEET COTTON DOUBLE AVG. QLT.Y.	LHR DOZ.		3850.00	3850.00	2750.00	..	+40.00
BED SHEET COTTON DOUBLE AVG. QLT.Y.	FSL DOZ.		5600.00	5000.00	3600.00	+12.00	+55.56
BED SHEET COTTON DOUBLE AVG. QLT.Y.	PES DOZ.		3450.00	3450.00	2900.00	..	+18.97
BED SHEET COTTON DOUBLE AVG. QLT.Y.	QTA DOZ.		4250.00	4260.00	3500.00	-0.23	+21.43
BED SHEET COTTON DOUBLE AVG. QLT.Y.	SUK DOZ.		3800.00	3800.00	3000.00	..	+26.67
UNDER WEAR MED. SIZE AVG. QLT.Y.	KAR DOZ.		624.00	624.00	560.00	..	+11.43
UNDER WEAR MED. SIZE AVG. QLT.Y.	LHR DOZ.		675.00	675.00	560.00	..	+20.54
UNDER WEAR MED. SIZE AVG. QLT.Y.	FSL DOZ.		800.00	800.00	650.00	..	+23.08
UNDER WEAR MED. SIZE AVG. QLT.Y.	PES DOZ.		575.00	575.00	575.00	..	..
UNDER WEAR MED. SIZE AVG. QLT.Y.	QTA DOZ.		420.00	420.00	420.00	..	..
UNDER WEAR MED. SIZE AVG. QLT.Y.	SUK DOZ.		600.00	600.00	450.00	..	+33.33
VEST (BANYAN)MED. SIZE AVG. QLT.Y.	LHR DOZ.		675.00	675.00	560.00	..	+20.54
VEST (BANYAN)MED. SIZE AVG. QLT.Y.	FSL DOZ.		850.00	850.00	650.00	..	+30.77
VEST (BANYAN)MED. SIZE AVG. QLT.Y.	PES DOZ.		575.00	575.00	575.00	..	..
VEST (BANYAN)MED. SIZE AVG. QLT.Y.	QTA DOZ.		720.00	720.00	650.00	..	+10.77
VEST (BANYAN)MED. SIZE AVG. QLT.Y.	SUK DOZ.		840.00	700.00	480.00	+20.00	+75.00
VEST (BANYAN)MED. SIZE SUP. QLT.Y.	LHR DOZ.		975.00	975.00	837.50	..	+16.42
VEST (BANYAN)MED. SIZE SUP. QLT.Y.	FSL DOZ.		1150.00	1150.00	850.00	..	+35.29
VEST (BANYAN)MED. SIZE SUP. QLT.Y.	PES DOZ.		822.50	822.50	730.00	..	+12.67

Contd.

## 7.10 Intercity Wholesale Prices of Selected Commodities

ITEM AND SPECIFICATION	MARKET	UNIT	PRICES (RUPEES)			PERCENTAGE CHANGE IN JUNE-11 OVER	
			JUNE - 11	MAY - 11	JUNE - 10	MAY - 11	JUNE - 10
VEST (BANYAN)MED. SIZE SUP. QLTY. QTA DOZ.			936.00	936.00	936.00	..	..
VEST (BANYAN)MED. SIZE SUP. QLTY. SUK DOZ.			1400.00	1400.00	900.00	..	+55.56
SOCKS NYLON MIXED GENIS SUP. QLTY.KAR DOZ.			525.00	490.00	490.00	+7.14	+7.14
SOCKS NYLON MIXED GENIS SUP. QLTY.LHR DOZ.			590.00	690.00	580.00	-14.49	+1.72
SOCKS NYLON MIXED GENIS SUP. QLTY.FSL DOZ.			700.00	700.00	500.00	..	+40.00
SOCKS NYLON MIXED GENIS SUP. QLTY.PES DOZ.			575.00	575.00	575.00	..	..
SOCKS NYLON MIXED GENIS SUP. QLTY.QTA DOZ.			610.00	610.00	600.00	..	+1.67
SOCKS NYLON MIXED GENIS SUP. QLTY.SUK DOZ.			700.00	700.00	585.00	..	+19.66
SOCKS COTTON GENIS AVG. QLTY. KAR DOZ.			400.00	350.00	283.00	+14.29	+41.34
SOCKS COTTON GENIS AVG. QLTY. LHR DOZ.			427.50	427.50	400.00	..	+6.88
SOCKS COTTON GENIS AVG. QLTY. FSL DOZ.			500.00	500.00	250.00	..	+100.00
SOCKS COTTON GENIS AVG. QLTY. QTA DOZ.			540.00	580.00	540.00	-6.90	..
SHORT		KAR DOZ.	1005.00	1005.00	915.00	..	+9.84
SHORT		LHR DOZ.	810.00	810.00	810.00	..	..
SHORT		MUL DOZ.	1440.00	1440.00	1140.00	..	+26.32
SHORT		HYD DOZ.	840.00	840.00	840.00	..	..
SILK & REYON TEXTILES							
-----							
KT. SHIRTING AL-KARAM SUP. QLTY. KAR MIR.			61.00	61.00	53.00	..	+15.09
KT. SHIRTING AL-KARAM SUP. QLTY. LHR MIR.			64.50	64.50	64.50	..	..
KT. SHIRTING AL-KARAM SUP. QLTY. FSL MIR.			125.00	125.00	90.00	..	+38.89
KT. SHIRTING AL-KARAM SUP. QLTY. RWP MIR.			82.50	82.50	72.50	..	+13.79
KT. SHIRTING TOYOBO SUP. QLTY. FSL MIR.			130.00	130.00	90.00	..	+44.44
KT. SHIRTING TOYOBO SUP. QLTY. MUL MIR.			70.00	60.00	60.00	+16.67	+16.67
KT. SHIRTING TOYOBO SUP. QLTY. QTA MIR.			73.00	73.00	73.00	..	..
WOOLY FLAT		KAR MIR.	37.80	37.80	38.00	..	-0.53
WOOLY FLAT		LHR MIR.	35.50	35.50	30.00	..	+18.33
WOOLY FLAT		QTA MIR.	62.50	62.50	45.00	..	+38.89
SILK AVG. QLTY.		KAR MIR.	39.00	39.00	37.00	..	+5.41
SILK AVG. QLTY.		RWP MIR.	47.50	47.50	37.50	..	+26.67
SILK AVG. QLTY.		MUL MIR.	65.00	65.00	50.00	..	+30.00
SILK AVG. QLTY.		QTA MIR.	55.00	55.00	55.00	..	..
SILK AVG. QLTY.		SUK MIR.	35.00	30.00	24.00	+16.67	+45.83
SILK SUP. QLTY.		LHR MIR.	74.50	74.50	74.00	..	+0.68
SILK SUP. QLTY.		FSL MIR.	74.50	74.50	80.00	..	-6.88
SILK SUP. QLTY.		RWP MIR.	77.50	77.50	67.50	..	+14.81
SILK SUP. QLTY.		QTA MIR.	75.00	75.00	75.00	..	..
LINEN STAR MILL KARACHI		KAR MIR.	60.00	60.00	48.00	..	+25.00
LINEN STAR MILL KARACHI		LHR MIR.	69.00	69.00	64.00	..	+7.81
LINEN STAR MILL KARACHI		FSL MIR.	115.00	115.00	90.00	..	+27.78
LINEN STAR MILL KARACHI		QTA MIR.	75.00	75.00	75.00	..	..

Contd.

## 7.10 Intercity Wholesale Prices of Selected Commodities

ITEM AND SPECIFICATION	MARKET	UNIT	PRICES (RUPEES)			PERCENTAGE CHANGE IN JUNE-11 OVER	
			JUNE - 11	MAY - 11	JUNE - 10	MAY - 11	JUNE - 10
WOOLEN TEXTILES							
-----							
LIGHT WEIGHT WORSTED (L.PUR)	KAR MIR.		600.00	600.00	550.00	..	+9.09
HEAVY WEIGHT SUITING (L.PUR)	KAR MIR.		1200.00	1200.00	900.00	..	+33.33
HEAVY WEIGHT SUITING (L.PUR)	LHR MIR.		665.00	665.00	665.00	..	..
TWEED (LAWRENCEPUR)	KAR MIR.		950.00	950.00	660.00	..	+43.94
TWEED (LAWRENCEPUR)	LHR MIR.		575.00	575.00	575.00	..	..
WORSTED (LAWRENCEPUR)	KAR MIR.		900.00	900.00	620.00	..	+45.16
WORSTED (LAWRENCEPUR)	LHR MIR.		595.00	595.00	595.00	..	..
BLANKET MOONLITE SINGLE	KAR EACH		1290.00	1290.00	1240.00	..	+4.03
BLANKET MOONLITE SINGLE	LHR EACH		1412.50	1412.50	875.00	..	+61.43
BLANKET MOONLITE DOUBLE	KAR EACH		1550.00	1550.00	1500.00	..	+3.33
BLANKET MOONLITE DOUBLE	LHR EACH		1725.00	1725.00	1275.00	..	+35.29
WOOLEN CARPET	KAR SQ.FT.		45.00	45.00	45.00	..	..
SYNTHETIC CARPET	KAR SQ.FT.		41.00	41.00	41.00	..	..
SYNTHETIC CARPET	LHR SQ.FT.		42.50	42.50	42.00	..	+1.19
SYNTHETIC CARPET	QTA SQ.FT.		52.50	52.50	50.00	..	+5.00
JUTE MANUFACTURES							
-----							
JUTE BAGS LOCAL	KAR 100		4700.00	4700.00	4100.00	..	+14.63
JUTE BAGS LOCAL	LHR 100		9200.00	8500.00	5300.00	+8.24	+73.58
JUTE BAGS LOCAL	FSL 100		9000.00	8400.00	5400.00	+7.14	+66.67
JUTE BAGS LOCAL	PES 100		6500.00	6500.00	4600.00	..	+41.30
MATTRESSES							
-----							
READY MADE QUILT	KAR EACH		600.00	600.00	550.00	..	+9.09
READY MADE QUILT	LHR EACH		687.50	687.50	425.00	..	+61.76
READY MADE QUILT	RWP EACH		537.50	537.50	475.00	..	+13.16
READY MADE QUILT	GUJ EACH		612.50	612.50	510.00	..	+20.10
READY MADE QUILT	HYD EACH		440.00	440.00	400.00	..	+10.00
READY MADE QUILT	QTA EACH		600.00	600.00	600.00	..	..
READY MADE QUILT	MNG EACH		575.00	575.00	500.00	..	+15.00
BED FOAM	KAR EACH		2100.00	2100.00	2100.00	..	..
BED FOAM	LHR EACH		2800.00	2800.00	2500.00	..	+12.00
BED FOAM	RWP EACH		2650.00	3125.00	2050.00	-15.20	+29.27
BED FOAM	GUJ EACH		2825.00	2825.00	2625.00	..	+7.62
BED FOAM	HYD EACH		3850.00	3850.00	3040.00	..	+26.64
BED FOAM	QTA EACH		3100.00	3100.00	3100.00	..	..
READY MADE GARMENTS							
-----							
PANTS GENTS (W&W) AVG. QTY.	KAR DOZ.		3240.00	3350.00	3100.00	-3.28	+4.52
PANTS GENTS (W&W) AVG. QTY.	LHR DOZ.		3355.00	3355.00	3300.00	..	+1.67
SHIRT GENTS (W&W) AVG. QTY.	KAR DOZ.		2103.50	2103.50	2000.00	..	+5.18
SHIRT GENTS (W&W) AVG. QTY.	LHR DOZ.		3225.00	3225.00	3050.00	..	+5.74

Contd.

## 7.10 Intercity Wholesale Prices of Selected Commodities

ITEM AND SPECIFICATION	MARKET	UNIT	PRICES (RUPEES)			PERCENTAGE CHANGE IN JUNE-11 OVER	
			JUNE - 11	MAY - 11	JUNE - 10	MAY - 11	JUNE - 10
AWAMI SUIT(W&W) AVG. QLTY.	KAR DOZ.		3630.00	3630.00	3450.00	..	+5.22
AWAMI SUIT(W&W) AVG. QLTY.	LHR DOZ.		4525.00	4525.00	4350.00	..	+4.02
GIRL'S FROCK (W&W)	KAR DOZ.		3420.00	3420.00	3350.00	..	+2.09
GIRL'S FROCK (W&W)	LHR DOZ.		6650.00	6650.00	6100.00	..	+9.02
UTENSILS							
-----							
STAINLESS STEEL DEGCHI MED. SIZE	KAR EACH		300.00	300.00	300.00	..	..
STAINLESS STEEL DEGCHI MED. SIZE	LHR EACH		372.50	372.50	335.00	..	+11.19
STAINLESS STEEL TABLE SPOON SUP.	KAR EACH		192.00	192.00	192.00	..	..
STAINLESS STEEL TABLE SPOON SUP.	LHR EACH		205.00	205.00	205.00	..	..
STAINLESS STEEL TEA SET 3 PCS.	KAR EACH		345.00	345.00	300.00	..	+15.00
STAINLESS STEEL TEA SET 3 PCS.	LHR EACH		467.50	467.50	467.50	..	..
STAINLESS STEEL TEA SET 3 PCS.	GUJ EACH		550.00	550.00	550.00	..	..
STAINLESS STEEL TEA SET 3 PCS.	SLK EACH		525.00	525.00	385.00	..	+36.36
STAINLESS STEEL PLATE LIGHT	KAR DOZ.		612.00	612.00	612.00	..	..
STAINLESS STEEL PLATE LIGHT	LHR DOZ.		537.50	537.50	437.50	..	+22.86
PRESSURE COOKER 4 LTR.	KAR EACH		710.00	710.00	600.00	..	+18.33
PRESSURE COOKER 4 LTR.	LHR EACH		900.00	900.00	640.00	..	+40.63
PRESSURE COOKER 4 LTR.	GUJ EACH		990.00	990.00	950.00	..	+4.21
PRESSURE COOKER 4 LTR.	SLK EACH		850.00	850.00	710.00	..	+19.72
PLASTIC PRODUCTS							
-----							
WATER COOLER 9 LTR.	KAR EACH		340.00	340.00	320.00	..	+6.25
WATER COOLER 9 LTR.	LHR EACH		300.00	300.00	300.00	..	..
WATER COOLER 9 LTR.	QTA EACH		365.00	400.00	400.00	-8.75	-8.75
BUCKET MED. SIZE	KAR EACH		155.00	155.00	145.00	..	+6.90
DINNER SET PLASTIC 52 PIECES	KAR EACH		1300.00	1300.00	925.00	..	+40.54
DINNER SET PLASTIC 52 PIECES	LHR EACH		1375.00	1375.00	975.00	..	+41.03
DINNER SET PLASTIC 52 PIECES	GUJ EACH		1550.00	1550.00	1300.00	..	+19.23
DINNER SET PLASTIC 52 PIECES	SLK EACH		1050.00	1050.00	1050.00	..	..
DINNER SET PLASTIC 52 PIECES	QTA EACH		1500.00	1500.00	1500.00	..	..
HOT POT PLASTIC 3 PIECES	KAR EACH		530.00	530.00	490.00	..	+8.16
HOT POT PLASTIC 3 PIECES	LHR EACH		725.00	725.00	675.00	..	+7.41
HOT POT PLASTIC 3 PIECES	SLK EACH		660.00	660.00	535.00	..	+23.36
HOT POT PLASTIC 3 PIECES	QTA EACH		575.00	500.00	500.00	+15.00	+15.00
THERMOS STARVAC 1 LTR.	KAR EACH		205.00	205.00	195.00	..	+5.13
THERMOS STARVAC 1 LTR.	LHR EACH		220.00	220.00	190.00	..	+15.79
THERMOS STARVAC 1 LTR.	GUJ EACH		400.00	400.00	300.00	..	+33.33
THERMOS STARVAC 1 LTR.	SLK EACH		250.00	180.00	180.00	+38.89	+38.89
THERMOS STARVAC 1 LTR.	QTA EACH		300.00	300.00	235.00	..	+27.66
WATER SET PLASTIC	KAR EACH		270.00	270.00	160.00	..	+68.75
WATER SET PLASTIC	GUJ EACH		255.00	255.00	160.00	..	+59.38

Contd.



## 7.10 Intercity Wholesale Prices of Selected Commodities

ITEM AND SPECIFICATION	MARKET	UNIT	PRICES (RUPEES)			PERCENTAGE CHANGE IN JUNE-11 OVER	
			JUNE - 11	MAY - 11	JUNE - 10	MAY - 11	JUNE - 10
WATER SET PLASTIC	SLK	EACH	250.00	137.50	137.50	+81.82	+81.82
GLASS PRODUCTS							
-----							
TUMBLER 200 ML. FANCY (OMROC)	KAR	DOZ.	465.00	465.00	440.00	..	+5.68
JUG DIAMOND 1.2 LTR. FANCY (OMROC)	KAR	DOZ.	1140.00	1140.00	760.00	..	+50.00
JAR 4 LTR. LOCAL/FANCY/SILKY	KAR	DOZ.	670.00	670.00	485.00	..	+38.14
TEA CUP SAUCER WHITE	KAR	DOZ.	400.00	400.00	385.00	..	+3.90
CHEMICALS							
-----							
SODA ASH LIGHT 80 KG. BAG	KAR	BAG	1800.00	2250.00	1425.00	-20.00	+26.32
SODA ASH LIGHT 80 KG. BAG	LHR	BAG	2650.00	2250.00	2400.00	+17.78	+10.42
SODA ASH LIGHT 80 KG. BAG	PES	BAG	2816.00	2400.00	2300.00	+17.33	+22.43
CAUSTIC SODA	KAR	50 KG.	2825.00	2775.00	1955.00	+1.80	+44.50
CAUSTIC SODA	LHR	50 KG.	2750.00	2250.00	1675.00	+22.22	+64.18
CAUSTIC SODA	PES	50 KG.	2900.00	2700.00	2200.00	+7.41	+31.82
SODIUM BI- CARBONATE.	KAR	50 KG.	1800.00	1775.00	1500.00	+1.41	+20.00
SODIUM BI- CARBONATE.	LHR	50 KG.	1825.00	1725.00	1575.00	+5.80	+15.87
SODIUM BI- CARBONATE.	PES	50 KG.	1910.00	1870.00	1450.00	+2.14	+31.72
ZINC OXIDE	KAR	50 KG.	6800.00	6800.00	6040.00	..	+12.58
ZINC OXIDE	LHR	50 KG.	17000.00	17000.00	13000.00	..	+30.77
STEARIC ACID	KAR	LB.	110.00	105.00	58.00	+4.76	+89.66
STEARIC ACID	LHR	LB.	55.50	55.50	46.50	..	+19.35
ACETIC ACID	KAR	LB.	44.75	46.00	34.00	-2.72	+31.62
ACETIC ACID	LHR	LB.	39.50	39.50	39.50	..	..
ACETIC ACID	PES	LB.	59.00	50.00	40.00	+18.00	+47.50
TARTARIC POWDER	KAR	50 KG.	8600.00	8600.00	7500.00	..	+14.67
TARTARIC POWDER	LHR	50 KG.	9650.00	8950.00	7600.00	+7.82	+26.97
CITRIC ACID	KAR	50 KG.	5900.00	5900.00	4300.00	..	+37.21
SULPHURIC ACID	KAR	100 KG.	1590.00	1590.00	1020.00	..	+55.88
SULPHURIC ACID	LHR	100 KG.	2375.00	2375.00	1675.00	..	+41.79
SULPHURIC ACID	PES	100 KG.	2000.00	2000.00	1700.00	..	+17.65
CHINA CLAY	KAR	M.T.	34500.00	34500.00	32000.00	..	+7.81
SALT EPSUM	KAR	100 KG.	1230.00	1230.00	960.00	..	+28.13
SALT EPSUM	LHR	100 KG.	1200.00	1200.00	1125.00	..	+6.67
SALT EPSUM	PES	100 KG.	900.00	900.00	1100.00	..	-18.18
POLYSTYRENE GP.	KAR	55 LB.	3691.00	3691.00	3691.00	..	..
L-D POLYIHYLENE	KAR	LB.	90.50	93.12	81.87	-2.81	+10.54
BLEACHING POWDER	KAR	50 KG.	1500.00	1600.00	1400.00	-6.25	+7.14
BLEACHING POWDER	LHR	50 KG.	1400.00	1400.00	1325.00	..	+5.66
BLEACHING POWDER	PES	50 KG.	1760.00	1760.00	1380.00	..	+27.54
MERCURY	KAR	KG.	6000.00	5200.00	2100.00	+15.38	+185.71

Contd.

## 7.10 Intercity Wholesale Prices of Selected Commodities

ITEM AND SPECIFICATION	MARKET	UNIT	PRICES (RUPEES)			PERCENTAGE CHANGE IN JUNE-11 OVER	
			JUNE - 11	MAY - 11	JUNE - 10	MAY - 11	JUNE - 10
MERCURY	LHR KG.		4450.00	4050.00	2325.00	+9.88	+91.40
MERCURY	PES KG.		3000.00	3000.00	2500.00	..	+20.00
GLUCOSE POWDER	KAR 50 KG.		3900.00	3750.00	2800.00	+4.00	+39.29
GLUCOSE POWDER	LHR 50 KG.		4200.00	4200.00	2900.00	..	+44.83
GLUCOSE POWDER	PES 50 KG.		4400.00	4400.00	2700.00	..	+62.96
DYING MATERIALS							
-----							
DYES RED B-BASE	KAR LB.		270.00	270.00	255.00	..	+5.88
DYES ORITEX JAPAN RED H2-R.	KAR LB.		225.00	225.00	225.00	..	..
DYED REACTIVE VIOLET K -3R	KAR LB.		130.00	130.00	130.00	..	..
SOAPS							
-----							
SUPER ACTIVE SURF (160 GM.)	KAR DOZ.		233.00	233.00	224.00	..	+4.02
SUPER ACTIVE SURF (160 GM.)	LHR DOZ.		220.00	224.00	216.00	-1.79	+1.85
SUPER ACTIVE SURF (160 GM.)	PES DOZ.		227.00	227.00	220.00	..	+3.18
SUPER ACTIVE SURF (160 GM.)	MPK DOZ.		229.20	229.20	229.20	..	..
SUPER ACTIVE SURF (160 GM.)	MNG DOZ.		227.30	227.30	227.30	..	..
VIM DETERGENT POLY BAG (1000 G.)	KAR DOZ.		480.00	479.00	410.00	+0.21	+17.07
VIM DETERGENT POLY BAG (1000 G.)	LHR DOZ.		450.00	450.00	450.00	..	..
VIM DETERGENT POLY BAG (1000 G.)	PES DOZ.		511.00	511.00	475.00	..	+7.58
VIM DETERGENT POLY BAG (1000 G.)	MPK DOZ.		473.73	473.73	451.00	..	+5.04
VIM DETERGENT POLY BAG (1000 G.)	MNG DOZ.		417.23	417.27	417.27	-0.01	-0.01
SUP.ACTIVE BRITE POLY BAG 400 G.	KAR DOZ.		984.00	984.00	800.00	..	+23.00
SUP.ACTIVE BRITE POLY BAG 400 G.	LHR DOZ.		936.00	936.00	636.00	..	+47.17
SUP.ACTIVE BRITE POLY BAG 400 G.	MPK DOZ.		1134.00	1030.00	800.00	+10.10	+41.75
SUP.ACTIVE BRITE POLY BAG 400 G.	MNG DOZ.		915.00	915.00	750.00	..	+22.00
SUN LIGHT (DETERGENT 1000 GM.)	KAR DOZ.		1080.00	2060.00	1920.00	-47.57	-43.75
LIFE BOUY SOAP (140 GM.)	KAR DOZ.		348.00	324.00	236.00	+7.41	+47.46
LIFE BOUY SOAP (140 GM.)	PES DOZ.		310.00	310.00	236.00	..	+31.36
LUX-SID. (95 GM.)	KAR DOZ.		324.00	324.00	236.00	..	+37.29
LUX-SID. (95 GM.)	LHR DOZ.		342.00	318.00	250.00	+7.55	+36.80
WASHING SOAP BETA/SUFI/GUY	LHR 40 KG.		4750.00	4750.00	3280.00	..	+44.82
WASHING SOAP BETA/SUFI/GUY	RWP 40 KG.		3325.00	3275.00	2875.00	+1.53	+15.65
WASHING SOAP BETA/SUFI/GUY	PES 40 KG.		4800.00	4800.00	3200.00	..	+50.00
WASHING SOAP BETA/SUFI/GUY	SUK 40 KG.		3920.00	3920.00	2120.00	..	+84.91
WASHING SOAP NYLON 101 CAKE	LHR DOZ.		245.00	245.00	192.00	..	+27.60
WASHING SOAP NYLON 101 CAKE	RWP DOZ.		227.50	215.00	195.00	+5.81	+16.67
WASHING SOAP NYLON 101 CAKE	SRG DOZ.		180.00	180.00	168.00	..	+7.14
WASHING SOAP NYLON 101 CAKE	QTA DOZ.		210.00	210.00	168.00	..	+25.00

Contd.

## 7.10 Intercity Wholesale Prices of Selected Commodities

ITEM AND SPECIFICATION	MARKET	UNIT	PRICES (RUPEES)			PERCENTAGE CHANGE IN JUNE-11 OVER	
			JUNE - 11	MAY - 11	JUNE - 10	MAY - 11	JUNE - 10
COSMETICS							
-----							
TOOTHPASTE MACLEAN'S (LARGE SIZE)	KAR	DOZ.	1080.00	1080.00	900.00	..	+20.00
TOOTHPASTE FARHAN'S (STD. SIZE)	KAR	DOZ.	492.00	492.00	384.00	..	+28.13
TALC SAMSOL/SWISS MISS.	KAR	DOZ.	1020.00	1020.00	972.00	..	+4.94
PONDS COLD CREAM (MED SIZE.)	KAR	DOZ.	1020.00	1020.00	692.00	..	+47.40
PONDS VANISHING CREAM (MED SIZE)	KAR	DOZ.	980.00	980.00	672.00	..	+45.83
ADMIRAL SHAVING CREAM (MED.SIZE)	KAR	DOZ.	540.00	540.00	332.00	..	+62.65
HAIR BRYL CREAM (MED. SIZE).	KAR	DOZ.	870.00	870.00	840.00	..	+3.57
JOHNSON'S BABY POWDER/MOTHER CARE	KAR	DOZ.	600.00	600.00	492.00	..	+21.95
SUN SILK SHAMPOO LOCAL 10 ML.	KAR	DOZ.	54.00	54.00	34.00	..	+58.82
NEW TREET BLADE ORDINARY	KAR	1000	2400.00	2400.00	1600.00	..	+50.00
TREET SAFETY RAZOR	KAR	DOZ.	1140.00	1140.00	962.00	..	+18.50
DRUGS & MEDICINES							
-----							
PANADOL TAB. (10'S)	KAR	EACH	8.00	8.00	8.00	..	..
PANADOL TAB. (10'S)	LHR	EACH	6.25	6.25	6.25	..	..
PANADOL TAB. (10'S)	PES	EACH	6.40	6.40	5.75	..	+11.30
PANADOL TAB. (10'S)	QTA	EACH	7.70	8.70	8.70	-11.49	-11.49
PANADOL TAB. (10'S)	MPK	EACH	9.00	9.00	5.95	..	+51.26
DISPRIN TAB. (10'S).	KAR	EACH	9.00	7.00	6.50	+28.57	+38.46
DISPRIN TAB. (10'S).	LHR	EACH	6.20	6.20	6.20	..	..
DISPRIN TAB. (10'S).	PES	EACH	5.83	5.91	5.80	-1.35	+0.52
DISPRIN TAB. (10'S).	QTA	EACH	5.95	5.95	5.95	..	..
DISPRIN TAB. (10'S).	MPK	EACH	5.95	5.95	5.95	..	..
FLAGYL TAB. (10'S)	KAR	EACH	12.75	12.75	9.40	..	+35.64
FLAGYL TAB. (10'S)	LHR	EACH	8.50	8.50	8.50	..	..
FLAGYL TAB. (10'S)	PES	EACH	13.00	12.90	11.80	+0.78	+10.17
FLAGYL TAB. (10'S)	QTA	EACH	8.50	8.50	8.50	..	..
FLAGYL TAB. (10'S)	MPK	EACH	12.75	12.75	12.75	..	..
VENTOLIN TAB.(10'S)	KAR	EACH	8.61	8.61	8.61	..	..
VENTOLIN TAB.(10'S)	LHR	EACH	7.31	7.31	7.31	..	..
VENTOLIN TAB.(10'S)	PES	EACH	7.60	7.60	10.80	..	-29.63
VENTOLIN TAB.(10'S)	QTA	EACH	7.32	7.32	10.63	..	-31.14
VENTOLIN TAB.(10'S)	MPK	EACH	8.71	8.71	8.71	..	..
DAONIL TAB. (10'S)	KAR	EACH	14.65	14.65	14.65	..	..
DAONIL TAB. (10'S)	LHR	EACH	12.52	12.52	12.52	..	..
DAONIL TAB. (10'S)	PES	EACH	12.66	12.66	12.70	..	-0.31
DAONIL TAB. (10'S)	QTA	EACH	12.75	12.75	12.51	..	+1.92
DAONIL TAB. (10'S)	MPK	EACH	13.25	13.25	12.50	..	+6.00
ENTOX TAB. (10'S)	KAR	EACH	9.50	9.50	8.60	..	+10.47
ENTOX TAB. (10'S)	LHR	EACH	8.75	8.75	6.90	..	+26.81
ENTOX TAB. (10'S)	PES	EACH	8.70	8.70	7.00	..	+24.29

Contd.

## 7.10 Intercity Wholesale Prices of Selected Commodities

ITEM AND SPECIFICATION	MARKET	UNIT	PRICES (RUPEES)			PERCENTAGE CHANGE IN JUNE-11 OVER	
			JUNE - 11	MAY - 11	JUNE - 10	MAY - 11	JUNE - 10
ENIOX TAB. (10'S)	QTA EACH		8.50	8.50	6.89	..	+23.37
ENIOX TAB. (10'S)	MPK EACH		8.90	8.90	6.97	..	+27.69
CALCIUM TAB. 1000 SANDOZ.BOTTLE	KAR EACH		58.85	58.95	51.65	-0.17	+13.94
CALCIUM TAB. 1000 SANDOZ.BOTTLE	LHR EACH		50.21	50.21	50.21	..	..
CALCIUM TAB. 1000 SANDOZ.BOTTLE	PES EACH		52.66	52.66	42.00	..	+25.38
CALCIUM TAB. 1000 SANDOZ.BOTTLE	QTA EACH		51.85	51.85	42.50	..	+22.00
CALCIUM TAB. 1000 SANDOZ.BOTTLE	MPK EACH		53.00	53.00	47.60	..	+11.34
RENITEC TAB. 5 MG. (10'S)	KAR EACH		43.00	43.00	50.53	..	-14.90
RENITEC TAB. 5 MG. (10'S)	LHR EACH		43.78	43.78	43.78	..	..
RENITEC TAB. 5 MG. (10'S)	PES EACH		43.71	43.61	45.00	+0.23	-2.87
RENITEC TAB. 5 MG. (10'S)	QTA EACH		43.20	43.20	43.15	..	+0.12
RENITEC TAB. 5 MG. (10'S)	MPK EACH		43.20	43.20	43.20	..	..
CARMINA (150 TAB.) BOTTLE	KAR EACH		28.50	28.50	28.00	..	+1.79
SAULIN (250 TAB.) STRIP	KAR EACH		129.00	129.00	103.20	..	+25.00
SANCOS SYRUP 60 MG. (BOTTLE)	KAR EACH		28.00	28.00	23.10	..	+21.21
SANCOS SYRUP 60 MG. (BOTTLE)	LHR EACH		22.10	22.10	22.10	..	..
SANCOS SYRUP 60 MG. (BOTTLE)	PES EACH		26.00	26.00	17.50	..	+48.57
SANCOS SYRUP 60 MG. (BOTTLE)	QTA EACH		22.10	22.10	17.50	..	+26.29
SANCOS SYRUP 60 MG. (BOTTLE)	MPK EACH		22.10	24.00	19.50	-7.92	+13.33
PHENRGONE SYRUP 120 MG (BOTTLE)	KAR EACH		22.95	22.95	22.95	..	..
PHENRGONE SYRUP 120 MG (BOTTLE)	LHR EACH		24.50	24.50	24.50	..	..
PHENRGONE SYRUP 120 MG (BOTTLE)	PES EACH		23.22	23.22	17.90	..	+29.72
PHENRGONE SYRUP 120 MG (BOTTLE)	QTA EACH		22.95	22.95	22.95	..	..
PHENRGONE SYRUP 120 MG (BOTTLE)	MPK EACH		22.95	22.95	22.95	..	..
CALPOL SYRUP (BOTTLE)	KAR EACH		21.75	21.75	21.25	..	+2.35
CALPOL SYRUP (BOTTLE)	LHR EACH		22.50	22.50	22.50	..	..
CALPOL SYRUP (BOTTLE)	PES EACH		21.00	21.00	19.00	..	+10.53
CALPOL SYRUP (BOTTLE)	QTA EACH		21.25	21.25	21.25	..	..
CALPOL SYRUP (BOTTLE)	MPK EACH		21.25	21.25	21.25	..	..
HYDERLIN SYRUP (BOTTLE)	KAR EACH		25.50	25.50	21.25	..	+20.00
HYDERLIN SYRUP (BOTTLE)	LHR EACH		27.50	27.40	22.46	+0.36	+22.44
HYDERLIN SYRUP (BOTTLE)	PES EACH		28.33	25.80	22.00	+9.81	+28.77
HYDERLIN SYRUP (BOTTLE)	QTA EACH		26.25	26.25	21.75	..	+20.69
HYDERLIN SYRUP (BOTTLE)	MPK EACH		31.25	31.25	21.25	..	+47.06
SAFI HAMDARD 100 ML BOTTLE	KAR EACH		43.00	43.00	38.70	..	+11.11
HONEY TUBE (HAMDARD)	KAR EACH		60.20	60.20	50.00	..	+20.40
BEINOVAITE-N OINIMENT (TUBE)	KAR EACH		22.00	22.00	12.75	..	+72.55
BEINOVAITE-N OINIMENT (TUBE)	LHR EACH		18.25	12.87	12.87	+41.80	+41.80
BEINOVAITE-N OINIMENT (TUBE)	PES EACH		21.00	18.00	12.00	+16.67	+75.00
BEINOVAITE-N OINIMENT (TUBE)	QTA EACH		15.30	15.30	12.75	..	+20.00

Contd.

## 7.10 Intercity Wholesale Prices of Selected Commodities

ITEM AND SPECIFICATION	MARKET	UNIT	PRICES (RUPEES)			PERCENTAGE CHANGE IN JUNE-11 OVER	
			JUNE - 11	MAY - 11	JUNE - 10	MAY - 11	JUNE - 10
BEINOVAITE-N OINIMENT (TUBE)	MPK EACH		25.94	22.50	12.97	+15.29	+100.00
BURNOL (TUBE)	KAR EACH		13.60	13.60	12.75	..	+6.67
BURNOL (TUBE)	LHR EACH		14.18	14.18	12.75	..	+11.22
BURNOL (TUBE)	PES EACH		13.64	13.60	10.00	+0.29	+36.40
BURNOL (TUBE)	QTA EACH		13.60	13.50	10.13	+0.74	+34.25
BURNOL (TUBE)	MPK EACH		13.60	13.60	9.99	..	+36.14
O.R.S.FLAVOURED (SEARLE)	KAR EACH		9.33	9.33	8.50	..	+9.76
O.R.S.FLAVOURED (SEARLE)	LHR EACH		9.00	6.10	6.10	+47.54	+47.54
O.R.S.FLAVOURED (SEARLE)	PES EACH		8.56	8.66	6.00	-1.15	+42.67
O.R.S.FLAVOURED (SEARLE)	QTA EACH		6.80	6.80	8.85	..	-23.16
O.R.S.FLAVOURED (SEARLE)	MPK EACH		6.00	5.25	4.75	+14.29	+26.32
JOSHANDA HAMDARD	KAR EACH		5.75	5.25	4.50	+9.52	+27.78
JOSHANDA HAMDARD	LHR EACH		3.91	3.95	3.91	-1.01	..
JOSHANDA HAMDARD	PES EACH		5.00	5.00	3.50	..	+42.86
JOSHANDA HAMDARD	MPK EACH		4.25	4.00	4.00	+6.25	+6.25
COTTON BANDAGE 2" SIZE	KAR EACH		5.00	5.00	5.00	..	..
COTTON BANDAGE 2" SIZE	LHR EACH		6.50	6.50	3.25	..	+100.00
COTTON BANDAGE 2" SIZE	PES EACH		6.00	5.00	3.25	+20.00	+84.62
FERTILIZERS							
-----							
SONA UREA	LHR MT.		26500.00	25375.00	18000.00	+4.43	+47.22
SONA UREA	FSL MT.		28950.00	26750.00	17600.00	+8.22	+64.49
SONA UREA	MUL MT.		28300.00	26650.00	17300.00	+6.19	+63.58
SONA UREA	PES MT.		30000.00	28400.00	17700.00	+5.63	+69.49
KISAN UREA	LHR MT.		26500.00	25375.00	18000.00	+4.43	+47.22
KISAN UREA	FSL MT.		28900.00	26750.00	17450.00	+8.04	+65.62
KISAN UREA	GUJ MT.		19000.00	19000.00	17300.00	..	+9.83
KISAN UREA	MUL MT.		27533.33	26150.00	16700.00	+5.29	+64.87
KISAN UREA	PES MT.		29000.00	27300.00	17000.00	+6.23	+70.59
DIA-AMMONIUM PHOSPHATE	LHR MT.		82000.00	82000.00	54000.00	..	+51.85
DIA-AMMONIUM PHOSPHATE	FSL MT.		79750.00	80750.00	53300.00	-1.24	+49.62
DIA-AMMONIUM PHOSPHATE	GUJ MT.		80000.00	82500.00	53500.00	-3.03	+49.53
DIA-AMMONIUM PHOSPHATE	MUL MT.		80110.00	79500.00	52000.00	+0.77	+54.06
DIA-AMMONIUM PHOSPHATE	PES MT.		79500.00	79500.00	52000.00	..	+52.88
TRIPLE SUPER PHOSPHATE (GR)	LHR MT.		45000.00	45000.00	44000.00	..	+2.27
TRIPLE SUPER PHOSPHATE (GR)	FSL MT.		44500.00	44500.00	15000.00	..	+196.67
TRIPLE SUPER PHOSPHATE (GR)	GUJ MT.		61000.00	61000.00	41500.00	..	+46.99
TRIPLE SUPER PHOSPHATE (GR)	MUL MT.		48000.00	60000.00	41000.00	-20.00	+17.07
TRIPLE SUPER PHOSPHATE (GR)	PES MT.		46000.00	46000.00	52000.00	..	-11.54
SULPHATE OF POTASH	LHR MT.		78000.00	78000.00	49000.00	..	+59.18

Contd.

## 7.10 Intercity Wholesale Prices of Selected Commodities

ITEM AND SPECIFICATION	MARKET	UNIT	PRICES (RUPEES)			PERCENTAGE CHANGE IN JUNE-11 OVER	
			JUNE - 11	MAY - 11	JUNE - 10	MAY - 11	JUNE - 10
SULPHATE OF POTASH	MUL MT.		72000.00	72000.00	47000.00	..	+53.19
CALCIUM AMMONIUM NITRATE	LHR MT.		20000.00	20000.00	14000.00	..	+42.86
CALCIUM AMMONIUM NITRATE	FSL MT.		22500.00	21250.00	14300.00	+5.88	+57.34
CALCIUM AMMONIUM NITRATE	GUJ MT.		23500.00	22750.00	15000.00	+3.30	+56.67
CALCIUM AMMONIUM NITRATE	MUL MT.		21300.00	21000.00	13525.00	+1.43	+57.49
CALCIUM AMMONIUM NITRATE	PES MT.		22525.00	22000.00	15000.00	+2.39	+50.17
AMMONIUM SULPHATE	LHR MT.		24000.00	24000.00	20000.00	..	+20.00
AMMONIUM SULPHATE	MUL MT.		20000.00	20000.00	17000.00	..	+17.65
AMMONIUM SULPHATE	PES MT.		20000.00	20000.00	14000.00	..	+42.86
SINGLE SUPPER PHOSPHATE (GR) 18PC	LHR MT.		22000.00	22000.00	15000.00	..	+46.67
SINGLE SUPPER PHOSPHATE (GR) 18PC	FSL MT.		17750.00	18500.00	15700.00	-4.05	+13.06
SINGLE SUPPER PHOSPHATE (GR) 18PC	GUJ MT.		23500.00	24000.00	15000.00	-2.08	+56.67
SINGLE SUPPER PHOSPHATE (GR) 18PC	MUL MT.		24200.00	24200.00	13950.00	..	+73.48
SINGLE SUPPER PHOSPHATE (GR) 18PC	PES MT.		21000.00	23250.00	15000.00	-9.68	+40.00
SINGLE SUPER PHOSPHATE (PD) 18PC	LHR MT.		21000.00	21000.00	14400.00	..	+45.83
SINGLE SUPER PHOSPHATE (PD) 18PC	FSL MT.		16200.00	16200.00	15000.00	..	+8.00
SINGLE SUPER PHOSPHATE (PD) 18PC	GUJ MT.		16000.00	16000.00	14000.00	..	+14.29
SINGLE SUPER PHOSPHATE (PD) 18PC	MUL MT.		17000.00	17000.00	17000.00	..	..
SINGLE SUPER PHOSPHATE (PD) 18PC	PES MT.		17000.00	17000.00	17000.00	..	..
NITRO PHOSPHATE	LHR MT.		53000.00	53000.00	34250.00	..	+54.74
NITRO PHOSPHATE	FSL MT.		56000.00	56125.00	34400.00	-0.22	+62.79
NITRO PHOSPHATE	GUJ MT.		54000.00	54000.00	36000.00	..	+50.00
NITRO PHOSPHATE	MUL MT.		55500.00	55500.00	34000.00	..	+63.24
NITRO PHOSPHATE	PES MT.		56500.00	57750.00	35250.00	-2.16	+60.28
PESTICIDES & INSECTICIDES							
-----							
THIODAN 35 EC(AGRICULTURE) 1 LTR	LHR BOTTLE		580.00	580.00	530.00	..	+9.43
THIODAN 35 EC(AGRICULTURE) 1 LTR	FSL BOTTLE		780.00	650.00	490.00	+20.00	+59.18
THIODAN 35 EC(AGRICULTURE) 1 LTR	GUJ BOTTLE		500.00	500.00	500.00	..	..
THIODAN 35 EC(AGRICULTURE) 1 LTR	MUL BOTTLE		400.00	400.00	400.00	..	..
THIODAN 35 EC(AGRICULTURE) 1 LTR	HYD BOTTLE		800.00	700.00	580.00	+14.29	+37.93
THIODAN 35 EC(AGRICULTURE) 1 LTR	SRG BOTTLE		690.00	630.00	470.00	+9.52	+46.81
THIODAN 35 EC(AGRICULTURE) 1 LTR	MPK BOTTLE		600.00	600.00	400.00	..	+50.00
DURSBAN TC(TERMITICIDE CONC.)	LHR BOTTLE		1050.00	1050.00	900.00	..	+16.67
DURSBAN TC(TERMITICIDE CONC.)	FSL BOTTLE		1860.00	1860.00	1400.00	..	+32.86
DURSBAN TC(TERMITICIDE CONC.)	MUL BOTTLE		1550.00	1550.00	1300.00	..	+19.23
DURSBAN TC(TERMITICIDE CONC.)	SRG BOTTLE		950.00	950.00	900.00	..	+5.56
SARSABZ (VEGETABLES) 1 LTR.	LHR BOTTLE		210.00	210.00	170.00	..	+23.53
SARSABZ (VEGETABLES) 1 LTR.	FSL BOTTLE		350.00	350.00	200.00	..	+75.00
SARSABZ (VEGETABLES) 1 LTR.	MUL BOTTLE		120.00	120.00	120.00	..	..
SARSABZ (VEGETABLES) 1 LTR.	HYD BOTTLE		100.00	100.00	100.00	..	..
SARSABZ (VEGETABLES) 1 LTR.	SRG BOTTLE		250.00	225.00	125.00	+11.11	+100.00

Contd.

## 7.10 Intercity Wholesale Prices of Selected Commodities

ITEM AND SPECIFICATION	MARKET	UNIT	PRICES (RUPEES)			PERCENTAGE CHANGE IN JUNE-11 OVER	
			JUNE - 11	MAY - 11	JUNE - 10	MAY - 11	JUNE - 10
MALATHION (ALL ANIMALS) 1 LTR.	LHR	BOTTLE	470.00	470.00	425.00	..	+10.59
MALATHION (ALL ANIMALS) 1 LTR.	FSL	BOTTLE	650.00	650.00	480.00	..	+35.42
MALATHION (ALL ANIMALS) 1 LTR.	GUJ	BOTTLE	325.00	325.00	300.00	..	+8.33
MALATHION (ALL ANIMALS) 1 LTR.	SRG	BOTTLE	300.00	225.00	600.00	+33.33	-50.00
MACHINERY							
-----							
TRACTOR MF-240	LHR	EACH	630000.00	630000.00	469000.00	..	+34.33
TRACTOR MF-385	LHR	EACH	1050000.00	1050000.00	837000.00	..	+25.45
CULTIVATOR (ORDINARY) 9 TIMES	GUJ	EACH	36000.00	36000.00	36000.00	..	..
CULTIVATOR (SPECIAL) 11 TIMES	GUJ	EACH	47000.00	47000.00	40000.00	..	+17.50
CHUFF CUTTER	FSL	EACH	6150.00	6150.00	5700.00	..	+7.89
MULTISTAGE C.PUMPS(PCM 80-3 15 H)	LHR	EACH	77500.00	77500.00	74500.00	..	+4.03
MULTISTAGE C.PUMPS PCM 80-5 25 H)	LHR	EACH	109000.00	109000.00	106000.00	..	+2.83
HOLLOW S.MOTOR 326 UP-4.40 HP 46	LHR	EACH	144500.00	144500.00	139500.00	..	+3.58
CONC.MIXER 7 NIR. 12HP. STAR.ENG	LHR	EACH	140000.00	140000.00	135000.00	..	+3.70
CONC.MIXER 17 NIR. 24HP. STAR.ENG	LHR	EACH	210000.00	210000.00	205000.00	..	+2.44
LATHE MACHINE 3' (PAK MADINA)	LHR	EACH	49000.00	49000.00	46000.00	..	+6.52
LATHE MACHINE 4.5' (PAK MADINA)	LHR	EACH	69000.00	69000.00	66000.00	..	+4.55
LATHE MACHINE 6.5' (PAK MADINA)	LHR	EACH	89000.00	89000.00	86500.00	..	+2.89
LATHE MACHINE 10' (PAK MADINA)	LHR	EACH	182500.00	182500.00	177500.00	..	+2.82
SEWING MACHINE SINGER B.B. H.O	KAR	EACH	5375.00	5375.00	4450.00	..	+20.79
SEWING MACHINE SINGER B.B. H.O	LHR	EACH	4155.00	4155.00	3580.00	..	+16.06
SINGER ZIG ZAG MACHINE	KAR	EACH	9350.00	9350.00	9000.00	..	+3.89
SINGER ZIG ZAG MACHINE	LHR	EACH	9500.00	9500.00	9350.00	..	+1.60
SEWING MACHINE SALIKA	KAR	EACH	4300.00	3800.00	2300.00	+13.16	+86.96
SEWING MACHINE SALIKA	LHR	EACH	3950.00	3950.00	3200.00	..	+23.44
TRANSPORTS							
-----							
ISUZU TRUCK CHASIS FIR 12 K	KAR	EACH	3850000.00	3850000.00	3400000.00	..	+13.24
ISUZU BUS CHASIS MT 112 K	KAR	EACH	3325000.00	3325000.00	2800000.00	..	+18.75
CAR SUZUKI MEHRAN 800 CC	KAR	EACH	481000.00	481000.00	429000.00	..	+12.12
SUZUKI CULTUS SF410 V&RM Pet-1000c	KAR	EACH	896000.00	896000.00	810000.00	..	+10.62
SUZUKI RAVI 800 CC PICKUP (STD.)	KAR	EACH	508000.00	508000.00	449000.00	..	+13.14
MOTOR CYCLE YB-100 YAMAHA	KAR	EACH	69600.00	69600.00	63001.00	..	+10.47
MOTOR CYCLE CD-70 HONDA	KAR	EACH	62100.00	62100.00	59750.00	..	+3.93
BICYCLE PECO FOR GENTS POPULAR	LHR	EACH	5300.00	4600.00	2250.00	+15.22	+135.56
BICYCLE PECO FOR BMX SHAHEEN	LHR	EACH	3100.00	3100.00	2430.00	..	+27.57
BICYCLE SOHRAB SUPER	LHR	EACH	5250.00	5250.00	4750.00	..	+10.53
BICYCLE SOHRAB VIP STUDENT	LHR	EACH	5200.00	5200.00	3350.00	..	+55.22
TYRES							
-----							
CYCLE TYRE SERVIS ( 28x1/2")	LHR	EACH	230.00	230.00	177.50	..	+29.58
CYCLE TYRE DIAMOND ( 28x1/2")	KAR	EACH	170.00	170.00	162.50	..	+4.62
CYCLE TYRE DIAMOND ( 28x1/2")	LHR	EACH	280.00	280.00	227.50	..	+23.08
CYCLE TYRE DIAMOND ( 28x1/2")	RWP	EACH	195.00	190.00	190.00	+2.63	+2.63

Contd.

## 7.10 Intercity Wholesale Prices of Selected Commodities

ITEM AND SPECIFICATION	MARKET	UNIT	PRICES (RUPEES)			PERCENTAGE CHANGE IN JUNE-11 OVER	
			JUNE - 11	MAY - 11	JUNE - 10	MAY - 11	JUNE - 10
MOTOR CYCLE TYRE YAMAHA-100	KAR	EACH	910.00	910.00	800.00	..	+13.75
MOTOR CYCLE TYRE YAMAHA-100	LHR	EACH	1130.00	1030.00	880.00	+9.71	+28.41
MOTOR CYCLE TYRE HONDA CD-70	KAR	EACH	895.00	895.00	800.00	..	+11.88
MOTOR CYCLE TYRE HONDA CD-70	LHR	EACH	860.00	860.00	812.50	..	+5.85
MOTOR CYCLE TYRE HONDA CD-70	RWP	EACH	837.50	837.50	812.50	..	+3.08
AUTO TYRE GEN/SUZ/ALITO/MEHRAN	KAR	EACH	1625.00	1625.00	1392.50	..	+16.70
AUTO TYRE GEN/SUZ/ALITO/MEHRAN	LHR	EACH	2500.00	2225.00	1900.00	+12.36	+31.58
AUTO TYRE GEN/SUZ/ALITO/MEHRAN	RWP	EACH	2225.00	2225.00	1962.50	..	+13.38
TUBES							
-----							
CYCLE TUBES SERVIS ( 28x1/2)	LHR	EACH	107.50	107.50	85.00	..	+26.47
CYCLE TUBES DIAMOND ( 28x1/2)	KAR	EACH	95.00	95.00	85.00	..	+11.76
CYCLE TUBES DIAMOND ( 28x1/2)	LHR	EACH	117.50	117.50	95.00	..	+23.68
CYCLE TUBES DIAMOND ( 28x1/2)	RWP	EACH	82.50	82.50	75.00	..	+10.00
MOTOR CYCLE TUBE YAMAHA-100	KAR	EACH	210.00	210.00	190.00	..	+10.53
MOTOR CYCLE TUBE YAMAHA-100	LHR	EACH	185.00	185.00	160.00	..	+15.63
MOTOR CYCLE TUBE HONDA CD-70	KAR	EACH	200.00	200.00	192.50	..	+3.90
MOTOR CYCLE TUBE HONDA CD-70	LHR	EACH	160.00	160.00	150.00	..	+6.67
MOTOR CYCLE TUBE HONDA CD-70	RWP	EACH	157.50	157.50	152.50	..	+3.28
AUTO TUBE GEN/SUZ/ALITO/MEHRAN	KAR	EACH	270.00	270.00	250.00	..	+8.00
AUTO TUBE GEN/SUZ/ALITO/MEHRAN	LHR	EACH	270.00	270.00	200.00	..	+35.00
AUTO TUBE GEN/SUZ/ALITO/MEHRAN	RWP	EACH	265.00	265.00	255.00	..	+3.92
AUDIO-VISUAL INSTRUMENTS							
-----							
RADIO 3-5 BAND (CHINA BRAND)	KAR	EACH	325.00	325.00	300.00	..	+8.33
RADIO 3-5 BAND (CHINA BRAND)	LHR	EACH	190.00	200.00	180.00	-5.00	+5.56
RADIO 3-5 BAND (CHINA BRAND)	RWP	EACH	282.50	287.50	262.50	-1.74	+7.62
PHILIPS COLOUR TV. 14"	KAR	EACH	8400.00	8400.00	8400.00	..	..
PHILIPS COLOUR TV. 14"	LHR	EACH	8100.00	8100.00	8100.00	..	..
PHILIPS COLOUR TV. 14"	RWP	EACH	8250.00	8250.00	8250.00	..	..
L.G.COLOUR TV. 14"	KAR	EACH	8150.00	8150.00	8150.00	..	..
L.G.COLOUR TV. 14"	LHR	EACH	8100.00	8100.00	8100.00	..	..
L.G.COLOUR TV. 14"	RWP	EACH	7900.00	7900.00	7900.00	..	..
PHILIPS COLOUR TV. 20"	KAR	EACH	12750.00	12750.00	12750.00	..	..
PHILIPS COLOUR TV. 20"	LHR	EACH	11000.00	11000.00	11000.00	..	..
PHILIPS COLOUR TV. 20"	RWP	EACH	13900.00	13900.00	13900.00	..	..
L.G.COLOUR TV. 20"	KAR	EACH	13600.00	13000.00	13000.00	+4.62	+4.62
L.G.COLOUR TV. 20"	LHR	EACH	13400.00	13400.00	13400.00	..	..
L.G.COLOUR TV. 20"	RWP	EACH	12250.00	12250.00	12250.00	..	..
L.G. COLOUR TV. 21"	KAR	EACH	16100.00	16100.00	15500.00	..	+3.87
L.G. COLOUR TV. 21"	LHR	EACH	14700.00	14700.00	14700.00	..	..
L.G. COLOUR TV. 21"	RWP	EACH	12250.00	12250.00	12250.00	..	..

Contd.



## 7.10 Intercity Wholesale Prices of Selected Commodities

ITEM AND SPECIFICATION	MARKET	UNIT	PRICES (RUPEES)			PERCENTAGE CHANGE IN JUNE-11 OVER	
			JUNE - 11	MAY - 11	JUNE - 10	MAY - 11	JUNE - 10
OTHER ELECTRICAL GOODS							
-----							
PEL AIR CONDITONER 1.5 TON	KAR	EACH	36000.00	36000.00	31000.00	..	+16.13
PEL AIR CONDITONER 1.5 TON	LHR	EACH	25500.00	25500.00	22500.00	..	+13.33
PEL AIR CONDITONER 1.5 TON	RWP	EACH	36250.00	36250.00	31000.00	..	+16.94
DAWLANCE 10 CFT. DOUBLE DOOR	KAR	EACH	22800.00	22800.00	22600.00	..	+0.88
DAWLANCE 10 CFT. DOUBLE DOOR	LHR	EACH	23500.00	23500.00	21700.00	..	+8.29
DAWLANCE 10 CFT. DOUBLE DOOR	RWP	EACH	19700.00	19700.00	19000.00	..	+3.68
WASHING MACHINE NAT. PAK S.F.	KAR	EACH	4500.00	4500.00	4000.00	..	+12.50
WASHING MACHINE NAT. PAK S.F.	GUJ	EACH	4600.00	4600.00	4500.00	..	+2.22
WASHING MACHINE NAT. PAK S.F.	QTA	EACH	5000.00	5000.00	4000.00	..	+25.00
WASHING MACHINE SINGER S.F.	KAR	EACH	7600.00	7600.00	7400.00	..	+2.70
WASHING MACHINE SINGER S.F.	GUJ	EACH	13900.00	13900.00	13200.00	..	+5.30
IRON NATIONAL PAK AUTOMATIC	KAR	EACH	450.00	450.00	400.00	..	+12.50
IRON NATIONAL PAK AUTOMATIC	GUJ	EACH	600.00	600.00	600.00	..	..
IRON PHILIPS HD 1120/R	KAR	EACH	800.00	800.00	720.00	..	+11.11
IRON PHILIPS HD 1120/R	GUJ	EACH	1500.00	1500.00	1000.00	..	+50.00
CEILING FAN MILLAT 48"	KAR	EACH	2200.00	2000.00	1675.00	+10.00	+31.34
CEILING FAN PAK 48"	GUJ	EACH	2000.00	2000.00	1600.00	..	+25.00
PADESTAL FAN MILLAT 20"	KAR	EACH	2800.00	2550.00	2050.00	+9.80	+36.59
PADESTAL FAN PAK 20"	KAR	EACH	3000.00	3000.00	2050.00	..	+46.34
EXHAUST FAN CLIMAX 12"	GUJ	EACH	1500.00	1800.00	1600.00	-16.67	-6.25
EXHAUST FAN MILLAT 12"	KAR	EACH	1400.00	1400.00	1240.00	..	+12.90
PHILIPS TL. LAMP 40 W.	KAR	EACH	60.00	60.00	50.00	..	+20.00
PHILIPS TL. LAMP 40 W.	GUJ	EACH	83.00	81.66	65.00	+1.64	+27.69
PHILIPS TL. LAMP 40 W.	PES	EACH	70.00	70.00	60.00	..	+16.67
PHILIPS TL. LAMP 40 W.	QTA	EACH	70.00	70.00	60.00	..	+16.67
PHILIPS ELECTRIC BULB 100 W (GLS)	KAR	EACH	1800.00	1800.00	1200.00	..	+50.00
PHILIPS ELECTRIC BULB 100 W (GLS)	LHR	EACH	1750.00	1750.00	1200.00	..	+45.83
PHILIPS ELECTRIC BULB 100 W (GLS)	PES	EACH	1850.00	1850.00	1200.00	..	+54.17
CIGARETTES							
-----							
CIGARETTES K-2 10'S (FILTER)	KAR	1000	1420.00	1300.00	1200.00	+9.23	+18.33
CIGARETTES MELBOURNE	KAR	1000	1100.00	1200.00	1200.00	-8.33	-8.33
CIGARETTES CAPSTAN LSFT 10 SS	KAR	1000	2520.00	2520.00	2100.00	..	+20.00
CIGARETTES GOLD LEAF (KSFT) 20	KAR	1000	3130.00	3130.00	3150.00	..	-0.63
PAPER							
-----							
OFFSET PAPER FLYING FINISH LOCAL	KAR	KG.	62.00	62.00	56.00	..	+10.71
PRINTING PAPER FLYING FINISH	KAR	KG.	55.00	55.00	55.00	..	..
KRAFT LINES BOARD (SWEDEN)	KAR	KG.	65.00	65.00	46.00	..	+41.30
ART PAPER "LEYKAM"	KAR	KG.	89.00	89.00	86.00	..	+3.49
POSTER PAPER (ROYAL CENTURY)	KAR	KG.	47.50	47.50	47.50	..	..

Contd.

## 7.10 Intercity Wholesale Prices of Selected Commodities

ITEM AND SPECIFICATION	MARKET	UNIT	PRICES (RUPEES)			PERCENTAGE CHANGE IN JUNE-11 OVER	
			JUNE - 11	MAY - 11	JUNE - 10	MAY - 11	JUNE - 10
MATCHES							
-----							
MATCHES (70-75 STICKS) 10 BOXES	KAR	PKT.	100.00	100.00	90.00	..	+11.11
MATCHES (70-75 STICKS) 10 BOXES	LHR	PKT.	90.00	90.00	90.00	..	..
MATCHES (70-75 STICKS) 10 BOXES	PES	PKT.	90.00	90.00	90.00	..	..
MATCHES (40-50 STICKS) 10 BOXES	KAR	PKT.	68.00	60.00	54.00	+13.33	+25.93
MATCHES (40-50 STICKS) 10 BOXES	LHR	PKT.	65.00	65.00	45.00	..	+44.44
MATCHES (40-50 STICKS) 10 BOXES	PES	PKT.	70.00	70.00	60.00	..	+16.67
FOOT WEAR							
-----							
CHALLENGER GENTS	LHR	PAIR	515.14	515.14	429.14	..	+20.04
NORTH STAR GENTS	LHR	PAIR	687.14	687.14	601.14	..	+14.31
GENTS TRUMOC	LHR	PAIR	1633.14	1633.14	1547.14	..	+5.56
LADIES FLAITTIES	LHR	PAIR	429.14	429.14	386.14	..	+11.14
COMFIT LADIES	LHR	PAIR	343.14	343.14	343.14	..	..
BATA LADIES	LHR	PAIR	300.14	300.14	282.94	..	+6.08
ARIEL LADIES	LHR	PAIR	429.14	429.14	386.14	..	+11.14
GENTS SLIPPER	LHR	PAIR	300.14	300.14	300.14	..	..
NANA CHILDREN	LHR	PAIR	214.14	214.14	214.14	..	..
SLIPPER BOYS	LHR	PAIR	196.94	196.94	171.14	..	+15.08
BUILDING MATERIALS							
*****							
CEMENT							
-----							
CEMENT JAVEDAN (EX-FACTORY)	KAR	MT.	5760.00	5760.00	5500.00	..	+4.73
CEMENT WHITE	KAR	MT.	12375.00	12375.00	11690.00	..	+5.86
CEMENT WHITE	LHR	MT.	16000.00	15000.00	11250.00	+6.67	+42.22
CEMENT WHITE	RWP	MT.	11500.00	10500.00	7925.00	+9.52	+45.11
CEMENT WHITE	SUK	MT.	11400.00	11600.00	11000.00	-1.72	+3.64
SULP. RESISTING CEMENT(JAVEDAN)	KAR	MT.	0.00	5960.00	5700.00	..	..
BRICKS							
-----							
BRICKS	LHR	1000	5000.00	5000.00	3850.00	..	+29.87
BRICKS	RWP	1000	4725.00	4725.00	3650.00	..	+29.45
BRICKS	HYD	1000	4100.00	4000.00	2700.00	+2.50	+51.85
BRICKS	PES	1000	5350.00	5350.00	4100.00	..	+30.49
CEMENT BLOCKS							
-----							
CEMENT BLOCKS	KAR	1000	15100.00	15100.00	14900.00	..	+1.34
CEMENT BLOCKS	RWP	1000	11500.00	10500.00	9500.00	+9.52	+21.05
TILES							
-----							
TILES PLAIN WHITE 6x6"	KAR	DOZ.	102.00	102.00	102.00	..	..

Contd.

## 7.10 Intercity Wholesale Prices of Selected Commodities

ITEM AND SPECIFICATION	MARKET	UNIT	PRICES (RUPEES)			PERCENTAGE CHANGE IN JUNE-11 OVER	
			JUNE - 11	MAY - 11	JUNE - 10	MAY - 11	JUNE - 10
TILES PLAIN WHITE 6x6"	LHR DOZ.		120.00	120.00	120.00	..	..
TILES PLAIN WHITE 6x6"	RWP DOZ.		105.00	105.00	92.50	..	+13.51
TILES PLAIN WHITE 6x6"	MUL DOZ.		90.00	90.00	90.00	..	..
TILES PLAIN COLOURED 6X6"	KAR DOZ.		117.50	117.50	117.50	..	..
TILES PLAIN COLOURED 6X6"	LHR DOZ.		127.50	127.50	127.50	..	..
TILES PLAIN COLOURED 6X6"	RWP DOZ.		120.00	115.50	105.00	+3.90	+14.29
TILES PLAIN COLOURED 6X6"	MUL DOZ.		110.00	110.00	110.00	..	..
IRON BARS & SHEETS							
-----							
M.S. ROUND BAR 1/4"	KAR MT.		66500.00	65500.00	58800.00	+1.53	+13.10
M.S. ROUND BAR 1/4"	LHR MT.		63250.00	63250.00	56500.00	..	+11.95
M.S. ROUND BAR 1/4"	RWP MT.		69250.00	68250.00	64250.00	+1.47	+7.78
M.S. ROUND BAR 1/4"	HYD MT.		68500.00	66800.00	61550.00	+2.54	+11.29
M.S. ROUND BAR 1/4"	QTA MT.		64000.00	64000.00	54000.00	..	+18.52
M.S. ROUND BAR 3/8"	KAR MT.		68500.00	65500.00	58800.00	+4.58	+16.50
M.S. ROUND BAR 3/8"	LHR MT.		62000.00	62000.00	57000.00	..	+8.77
M.S. ROUND BAR 3/8"	RWP MT.		68750.00	67750.00	63250.00	+1.48	+8.70
M.S. ROUND BAR 3/8"	HYD MT.		68500.00	66800.00	61550.00	+2.54	+11.29
M.S. ROUND BAR 3/8"	QTA MT.		72000.00	70500.00	65500.00	+2.13	+9.92
M.S.ROUND BAR 1/2"	KAR MT.		68500.00	65500.00	58800.00	+4.58	+16.50
M.S.ROUND BAR 1/2"	LHR MT.		62500.00	62500.00	57000.00	..	+9.65
M.S.ROUND BAR 1/2"	RWP MT.		67750.00	66750.00	61500.00	+1.50	+10.16
M.S.ROUND BAR 1/2"	HYD MT.		68500.00	65800.00	61550.00	+4.10	+11.29
M.S.ROUND BAR 1/2"	QTA MT.		69500.00	69500.00	65000.00	..	+6.92
M.S. ROUND BAR 1"	KAR MT.		72000.00	69500.00	58800.00	+3.60	+22.45
M.S. ROUND BAR 1"	LHR MT.		62500.00	62500.00	57500.00	..	+8.70
M.S. ROUND BAR 1"	RWP MT.		67750.00	66750.00	62250.00	+1.50	+8.84
M.S. ROUND BAR 1"	QTA MT.		54000.00	55000.00	50000.00	-1.82	+8.00
M.S.RIBBED BAR 1/2" TO 1"	KAR MT.		72500.00	71000.00	70000.00	+2.11	+3.57
M.S.RIBBED BAR 1/2" TO 1"	LHR MT.		63000.00	63000.00	57500.00	..	+9.57
M.S.RIBBED BAR 1/2" TO 1"	RWP MT.		70500.00	69500.00	65250.00	+1.44	+8.05
M.S.RIBBED BAR 1/2" TO 1"	QTA MT.		70000.00	69500.00	65000.00	+0.72	+7.69
M.S.RIBBED BAR 3/8"	KAR MT.		73500.00	73000.00	70000.00	+0.68	+5.00
M.S.RIBBED BAR 3/8"	LHR MT.		62750.00	62750.00	61000.00	..	+2.87
M.S.RIBBED BAR 3/8"	RWP MT.		67750.00	66750.00	62250.00	+1.50	+8.84
M.S.RIBBED BAR 3/8"	QTA MT.		72000.00	70500.00	65500.00	+2.13	+9.92
G.P.SHEET CUTTING JAPAN 24-30 BG	KAR MT.		90000.00	90000.00	64200.00	..	+40.19
G.P.SHEET CUTTING JAPAN 24-30 BG	LHR MT.		105000.00	105000.00	95000.00	..	+10.53
G.P.SHEET CUTTING JAPAN 24-30 BG	RWP MT.		82750.00	82250.00	81500.00	+0.61	+1.53
G.S.SHEET 24 G.GALV.	KAR MT.		90000.00	90000.00	79000.00	..	+13.92
G.S.SHEET 24 G.GALV.	LHR MT.		110000.00	110000.00	98000.00	..	+12.24

Contd.

## 7.10 Intercity Wholesale Prices of Selected Commodities

ITEM AND SPECIFICATION	MARKET	UNIT	PRICES (RUPEES)			PERCENTAGE CHANGE IN JUNE-11 OVER	
			JUNE - 11	MAY - 11	JUNE - 10	MAY - 11	JUNE - 10
G.S.SHEET 24 G.GALV.	RWP MT.		82750.00	82250.00	81500.00	+0.61	+1.53
PIPE FITTINGS							
-----							
TEE 1/2"	KAR DOZ.		256.00	256.00	247.50	..	+3.43
TEE 1/2"	LHR DOZ.		217.50	217.50	217.50	..	..
TEE 1/2"	RWP DOZ.		267.50	257.50	227.50	+3.88	+17.58
TEE 1/2"	QTA DOZ.		180.00	180.00	180.00	..	..
TEE 3/4"	KAR DOZ.		395.00	395.00	332.50	..	+18.80
TEE 3/4"	LHR DOZ.		322.50	337.50	322.50	-4.44	..
TEE 3/4"	RWP DOZ.		300.00	206.50	332.50	+45.28	-9.77
TEE 3/4"	QTA DOZ.		320.00	320.00	320.00	..	..
SOCKET 1/2"	KAR DOZ.		177.50	177.50	160.00	..	+10.94
SOCKET 1/2"	LHR DOZ.		137.50	137.50	137.50	..	..
SOCKET 1/2"	RWP DOZ.		222.50	206.00	182.50	+8.01	+21.92
SOCKET 1/2"	QTA DOZ.		120.00	120.00	120.00	..	..
SOCKET 3/4"	KAR DOZ.		217.50	217.50	180.00	..	+20.83
SOCKET 3/4"	LHR DOZ.		200.00	220.00	197.50	-9.09	+1.27
SOCKET 3/4"	RWP DOZ.		275.00	282.50	225.00	-2.65	+22.22
SOCKET 3/4"	QTA DOZ.		165.00	165.00	165.00	..	..
UNION 1/2"	KAR DOZ.		580.00	580.00	527.50	..	+9.95
UNION 1/2"	LHR DOZ.		522.50	522.50	522.50	..	..
UNION 1/2"	RWP DOZ.		525.00	515.00	455.00	+1.94	+15.38
UNION 1/2"	QTA DOZ.		360.00	360.00	380.00	..	-5.26
UNION 3/4"	KAR DOZ.		765.00	765.00	630.00	..	+21.43
UNION 3/4"	LHR DOZ.		637.50	637.50	637.50	..	..
UNION 3/4"	RWP DOZ.		632.50	632.50	560.00	..	+12.95
UNION 3/4"	QTA DOZ.		540.00	540.00	520.00	..	+3.85
BAND 1/2"	KAR DOZ.		425.00	425.00	367.50	..	+15.65
BAND 1/2"	LHR DOZ.		337.50	337.50	337.50	..	..
BAND 1/2"	RWP DOZ.		512.50	512.50	450.00	..	+13.89
BAND 1/2"	QTA DOZ.		300.00	300.00	240.00	..	+25.00
BAND 3/4"	KAR DOZ.		560.00	560.00	480.00	..	+16.67
BAND 3/4"	LHR DOZ.		442.50	442.50	442.50	..	..
BAND 3/4"	RWP DOZ.		537.50	537.50	455.00	..	+18.13
BAND 3/4"	QTA DOZ.		480.00	480.00	360.00	..	+33.33
ELBOW GALV CHINA 1/2"	KAR DOZ.		205.00	205.00	181.50	..	+12.95
ELBOW GALV CHINA 1/2"	LHR DOZ.		165.00	180.50	180.00	-8.59	-8.33
ELBOW GALV CHINA 1/2"	RWP DOZ.		272.50	236.00	205.00	+15.47	+32.93
ELBOW GALV CHINA 1/2"	QTA DOZ.		165.00	165.00	165.00	..	..

Contd.

## 7.10 Intercity Wholesale Prices of Selected Commodities

ITEM AND SPECIFICATION	MARKET	UNIT	PRICES (RUPEES)			PERCENTAGE CHANGE IN JUNE-11 OVER	
			JUNE - 11	MAY - 11	JUNE - 10	MAY - 11	JUNE - 10
ELBOW GALV CHINA 3/4"	KAR DOZ.		300.00	300.00	247.50	..	+21.21
ELBOW GALV CHINA 3/4"	LHR DOZ.		222.00	222.50	222.50	-0.22	-0.22
ELBOW GALV CHINA 3/4"	RWP DOZ.		345.00	345.00	275.00	..	+25.45
ELBOW GALV CHINA 3/4"	QTA DOZ.		192.00	192.00	180.00	..	+6.67
TIMBER							
-----							
TIMBER SHEESHAM	KAR CMT.		42000.00	42000.00	40606.00	..	+3.43
TIMBER SHEESHAM	RWP CMT.		43404.00	48404.00	32666.00	-10.33	+32.87
TIMBER SHEESHAM	PES CMT.		23836.75	23836.75	24717.00	..	-3.56
TIMBER KERUING PINE WOOD	KAR CMT.		43000.00	43000.00	41290.00	..	+4.14
TIMBER KERUING PINE WOOD	RWP CMT.		39573.75	38404.00	32666.00	+3.05	+21.15
TIMBER PERTAL	KAR CMT.		32000.00	32000.00	29890.00	..	+7.06
TIMBER PERTAL	RWP CMT.		35017.00	38404.00	25600.00	-8.82	+36.79
TIMBER PERTAL	PES CMT.		20303.00	20303.00	21186.00	..	-4.17
TIMBER CHIR	KAR CMT.		24800.00	24800.00	23325.00	..	+6.32
TIMBER CHIR	RWP CMT.		27369.00	25603.50	22071.00	+6.90	+24.00
TIMBER DEODAR	KAR CMT.		84000.00	82800.00	84744.00	+1.45	-0.88
TIMBER DEODAR	RWP CMT.		73278.00	71512.00	64449.00	+2.47	+13.70
TIMBER DEODAR	PES CMT.		60810.62	60810.00	52965.00	..	+14.81
TIMBER TEAK WOOD	KAR CMT.		100000.00	100000.00	101965.00	..	-1.93
TIMBER TEAK WOOD	LHR CMT.		97997.50	97997.50	92700.00	..	+5.71
GLASS SHEETS							
-----							
PL. GLASS SHET 3 MM ABOVE 1 SQ.M	KAR SQ.MIR.		410.00	400.00	365.00	+2.50	+12.33
PL. GLASS SHET 3 MM ABOVE 1 SQ.M	LHR SQ.MIR.		335.00	335.00	335.00	..	..
PL. GLASS SHET 3 MM ABOVE 1 SQ.M	PES SQ.MIR.		324.00	320.00	294.00	+1.25	+10.20
FIG.GLASS SHEET ABOVE 1 SQ.M	KAR SQ.MIR.		445.00	430.00	377.50	+3.49	+17.88
FIG.GLASS SHEET ABOVE 1 SQ.M	LHR SQ.MIR.		247.50	247.50	247.50	..	..
FIG.GLASS SHEET ABOVE 1 SQ.M	PES SQ.MIR.		410.00	375.00	350.00	+9.33	+17.14
PAINTS & VARNISHES							
-----							
SYN CLEAR VARNISH (BUXLYS)	KAR 3 LITR.		720.00	720.00	460.00	..	+56.52
SYN CLEAR VARNISH (BERGER)	KAR 3 LITR.		1050.00	940.00	490.00	+11.70	+114.29
SYN ENAMEL VIP (BERGER)	KAR 3.6 LITR		1100.00	1000.00	890.00	+10.00	+23.60
SYN ENAMEL 413 (BUXLYS)	KAR 3.6 LITR		1000.00	1130.00	870.00	-11.50	+14.94
BUXTONE PLASTIC EMULSION(BUXLYS)	KAR 4 LITR.		1130.00	1080.00	650.00	+4.63	+73.85
VIP PLASTIC EMULSION (BERGER)	KAR 4 LITR.		750.00	750.00	715.00	..	+4.90
PLASTIC BOUND DISTEMPER(BUXLYS)	KAR 6 KG.		680.00	680.00	360.00	..	+88.89
SANITARY WARES							
-----							
EUROPEAN W/C (02/03) STD WHITE	KAR EACH		750.00	750.00	750.00	..	..
EUROPEAN W.C (02/03) STD WHITE	LHR EACH		1200.00	1200.00	1200.00	..	..
EUROPEAN W.C (02/03) STD WHITE	PES EACH		1700.00	1600.00	1600.00	+6.25	+6.25
EUROPEAN W.C. (02/03)STD COLOUR	KAR EACH		750.00	750.00	750.00	..	..

Contd.

## 7.10 Intercity Wholesale Prices of Selected Commodities

ITEM AND SPECIFICATION	MARKET	UNIT	PRICES (RUPEES)			PERCENTAGE CHANGE IN JUNE-11 OVER	
			JUNE - 11	MAY - 11	JUNE - 10	MAY - 11	JUNE - 10
EUROPEAN W.C. (02/03)STD COLOUR	LHR	EACH	1400.00	1400.00	1400.00	..	..
EUROPEAN W.C. (02/03)STD COLOUR	RWP	EACH	925.00	925.00	925.00	..	..
ASIAN W.C. WHITE 18/22"	KAR	EACH	325.00	325.00	325.00	..	..
ASIAN W.C. WHITE 18/22"	LHR	EACH	1100.00	1100.00	1100.00	..	..
ASIAN W.C. WHITE 18/22"	RWP	EACH	925.00	925.00	925.00	..	..
ASIAN W.C. WHITE 15/22"	KAR	EACH	312.50	312.50	312.50	..	..
ASIAN W.C. WHITE 15/22"	LHR	EACH	825.00	825.00	825.00	..	..
ASIAN W.C. WHITE 15/22"	RWP	EACH	775.00	800.00	800.00	-3.13	-3.13
ASIAN W.C. COLOURED 18/22"	KAR	EACH	370.00	370.00	370.00	..	..
ASIAN W.C. COLOURED 18/22"	LHR	EACH	987.50	987.50	987.50	..	..
ASIAN W.C. COLOURED 18/22"	RWP	EACH	1050.00	1050.00	1050.00	..	..
ASIAN W.C. COLOURED 15/22"	KAR	EACH	337.50	337.50	337.50	..	..
ASIAN W.C. COLOURED 15/22"	LHR	EACH	825.00	825.00	825.00	..	..
ASIAN W.C. COLOURED 15/22"	RWP	EACH	875.00	875.00	875.00	..	..
WASH BASIN 50 CM WHITE STD.	KAR	EACH	600.00	600.00	600.00	..	..
WASH BASIN 50 CM WHITE STD.	LHR	EACH	862.50	862.50	825.00	..	+4.55
WASH BASIN 50 CM WHITE STD.	RWP	EACH	875.00	875.00	875.00	..	..
WASH BASIN 50 CM LIGHT COLOUR	KAR	EACH	600.00	600.00	600.00	..	..
WASH BASIN 50 CM LIGHT COLOUR	LHR	EACH	962.50	962.50	962.50	..	..
WASH BASIN 50 CM LIGHT COLOUR	RWP	EACH	925.00	925.00	825.00	..	+12.12
WIRES AND CABLES							
-----							
FLEXIBLE WIRE 2999-14 0076	KAR	90 MIR.	740.00	740.00	660.00	..	+12.12
FLEXIBLE WIRE 2999-14 0076	MUL	90 MIR.	750.00	750.00	510.00	..	+47.06
FLEXIBLE WIRE 2999-14 0076	PES	90 MIR.	500.00	500.00	500.00	..	..
FLEXIBLE WIRE 2999-14 0076	QTA	90 MIR.	450.00	450.00	390.00	..	+15.38
PVC WIRE SINGLE CORE	KAR	90 MIR.	780.00	780.00	730.00	..	+6.85
PVC WIRE SINGLE CORE	MUL	90 MIR.	1050.00	950.00	720.00	+10.53	+45.83
PVC WIRE SINGLE CORE	PES	90 MIR.	700.00	700.00	700.00	..	..
PVC WIRE SINGLE CORE	QTA	90 MIR.	600.00	600.00	650.00	..	-7.69

Contd.

## 7.11 Inter-City Consumer Prices for June, 2011

(Value in Rupees)

DISCRIPTION	UNIT	LAHORE	FAISAL- ABAD	RAWAL- PINDI	MULTAN	GUJRAN- WALA	ISLAMA- BAD	SARGO- DHA	SIALKOT	BHAWAL- PUR	JHANG
FOOD & BEVERAGES.											
WHEAT	10 KG.	241.88	225.00	238.75	225.00	232.50	238.75	232.50	237.50	227.50	225.00
WHEAT FLOUR FINE/SUPERIOR.	KG.	30.50	30.00	38.83	29.00	30.50	39.00	30.00	32.00	28.00	29.00
WHEAT FLOUR BAG	10 KG.	272.50	275.00	280.00	275.00	272.00	281.00	278.00	264.00	270.00	280.00
MAIDA	KG.	40.14	35.75	40.08	34.83	32.00	40.00	35.00	39.00	35.00	33.00
BESAN AV. QLTLY.	KG.	71.29	71.00	71.42	70.00	65.00	75.50	68.00	70.00	75.00	64.00
RICE BASMATI SUP. QLTLY.	KG.	87.86	84.50	107.08	84.00	77.50	115.00	82.50	85.00	90.00	77.50
RICE BASMATI 385/386	KG.	63.04	70.00	90.83	65.00	62.50	96.25	62.50	65.00	82.50	60.00
RICE BASMATI BROKEN AV.QLTY	KG.	49.21	59.50	57.25	54.33	57.50	61.88	54.00	57.00	52.50	55.00
RICE IRRI-6 (SINDH/PUNJAB)	KG.	44.50	49.00	44.67	40.00	47.50	45.50	42.50	35.00	42.50	42.00
PULSE MASOOR (WASHED)	KG.	106.96	103.75	113.75	112.33	110.00	124.38	115.00	120.00	100.00	110.00
PULSE MOONG (WASHED)	KG.	143.82	140.00	144.29	149.67	160.00	153.13	135.00	142.50	140.00	130.00
PULSE MASH (WASHED)	KG.	166.96	160.00	160.83	155.00	165.00	166.25	162.50	160.00	160.00	155.00
PULSE GRAM	KG.	62.86	61.50	68.08	71.00	69.00	75.00	62.00	69.00	65.00	60.00
GRAM WHOLE YELLOW AV.QLTY	KG.	100.36	100.00	120.42	115.00	100.00	121.88	110.00	110.00	105.00	100.00
MUSTARD OIL AV.QLTY.	KG.	168.04	166.25	195.00	177.50	165.00	205.00	165.00	160.00	160.00	160.00
COOKING OIL (DALDA)	2.5LTR	495.00	495.00	495.00	495.00	495.00	495.00	495.00	495.00	495.00	495.00
VEGETABLE GHEE TIN	2.5KG.	495.00	495.00	495.00	495.00	495.00	495.00	495.00	495.00	495.00	495.00
VEGETABLE GHEE (LOOSE)	KG.	164.50	164.25	167.71	172.00	165.50	169.38	166.00	165.00	172.00	168.00
SUGAR REFINED	KG.	69.86	69.00	70.67	69.17	70.00	72.00	68.00	68.00	69.00	70.00
GUR AV.QLTY	KG.	81.79	73.75	96.67	77.33	84.00	105.00	75.00	87.50	77.50	80.00
BETEL LEAVES	50GM.	60.00	40.00	74.17	48.00	50.00	80.63	52.50	47.50	52.50	60.00
BETEL NUTS	KG.	245.00	167.50	275.83	205.00	260.00	302.50	210.00	267.50	210.00	260.00
TEA BROOKBOND SUPREME 250GM.	PKT.	151.32	151.32	151.32	151.32	151.32	151.32	151.32	151.32	151.32	151.32
TEA LIPTON YELLOW LABEL 200GM.PKT.		131.58	131.58	131.58	131.58	131.58	131.58	131.58	131.58	131.58	131.58
TEA LOOSE KENYA AV.QLTY 250GM.PKT.		125.00	122.50	122.50	111.00	122.50	122.50	125.00	110.00	115.00	125.00
MILK FRESH (UNBOILED)	LTR.	51.00	50.00	52.67	54.33	55.00	60.00	45.00	50.00	45.00	45.00
CURD	KG.	60.00	60.00	58.00	64.17	60.00	71.25	50.00	57.00	50.00	50.00
MILK TETRA PACK 1/2 LTR.	PKT.	42.00	42.00	42.00	42.00	42.00	42.00	42.00	42.00	42.00	42.00
BUTTER LOCAL PACKED	50 GM.	25.00	25.00	20.00	25.00	30.00	20.00	30.00	19.00	25.00	30.00
COFFEE-NESCAFE 100 GM.	BOTTLE	230.00	230.00	220.00	220.00	230.00	220.00	220.00	220.00	230.00	220.00
LACTOGEN 400 GRAMS	PKT.	285.00	285.00	285.00	285.00	285.00	285.00	285.00	285.00	285.00	285.00
POWDER MILK NIDO 400GM.	PKT.	230.00	230.00	230.00	230.00	230.00	230.00	230.00	230.00	230.00	230.00
MILK POWDER LOOSE/PACKED	KG.	347.50	370.00	401.67	380.00	380.00	412.50	390.00	360.00	360.00	340.00
HONEY LANGANESE 500 GM.	BOTTLE	480.00	500.00	567.50	595.00	550.00	571.88	550.00	540.00	500.00	550.00
MILK 200 GM.	BOTTLE	120.00	110.00	120.00	120.00	110.00	120.00	120.00	110.00	110.00	110.00
CORNFLAKS FAJJI 225 GM.	PKT	110.00	120.00	120.00	120.00	120.00	120.00	120.00	110.00	120.00	120.00
VERMICELLI	KG.	64.50	57.50	63.75	59.17	50.00	68.75	60.00	60.00	52.50	50.00
CUSTARD POWDER RAFHAN 300 GM.	PKT	60.00	60.00	60.00	60.00	60.00	60.00	60.00	60.00	60.00	60.00
JAM AHMED/MITCHELLES	BOTTLE	110.00	105.00	110.00	105.00	110.00	110.00	110.00	105.00	110.00	110.00
TOMATO KETCHUP AHMED/MITCHL	BOTTLE	70.00	70.00	70.00	70.00	70.00	70.00	65.00	65.00	65.00	70.00
PICKLES AHMED/MITCHELLES	BOTTLE	85.00	85.00	85.00	85.00	85.00	85.00	85.00	85.00	85.00	85.00
VINEGAR SYNTHETIC (SIRKA)	BOTTLE	59.14	70.56	59.00	48.64	60.00	58.53	40.00	65.00	40.00	50.00
SQUASH-MITCHELLES	BOTTLE	135.00	135.00	135.00	135.00	135.00	135.00	135.00	135.00	135.00	135.00
ROOH AFZA	BOTTLE	140.00	145.00	140.00	140.00	140.00	140.00	140.00	140.00	140.00	140.00
COLD DRINK (STANDARD SIZ)	BOTTLE	17.00	17.00	20.00	17.00	17.00	20.00	17.00	17.00	17.00	17.00
FRUIT JUICE TETRA PACK	PKT.	12.00	12.00	15.00	15.00	12.00	15.00	12.00	12.00	13.00	13.00
ICE CREAM WALLS	CUP.	25.00	25.00	25.00	20.00	25.00	25.00	25.00	20.00	25.00	25.00
ICE	KG	6.00	5.00	10.00	3.00	6.00	10.00	10.00	5.50	4.50	5.00

Contd.

## 7.11 Inter-City Consumer Prices for June, 2011

(Value in Rupees)

DISCRIPTION	UNIT	LAHORE	FAISAL- ABAD	RAWAL- PINDI	MULTAN	GUJRAN- WALA	ISLAMA- BAD	SARGO -DHA	SIALKOT	BHAWAL- PUR	JHANG
CINAMON LOOSE AV. QLTY	50 GM.	20.14	19.50	15.08	15.00	19.00	15.50	22.50	17.50	20.00	15.00
CUMINSEED WHITE NATIONAL	50 GM.	45.00	45.00	45.00	45.00	45.00	45.00	45.00	45.00	45.00	45.00
PEPPER BLACK NATIONAL	50 GM.	51.00	51.00	51.00	51.00	51.00	51.00	51.00	51.00	51.00	51.00
CLOVES LOOSE AV.QLTY	50 GM.	50.29	41.25	39.75	53.33	50.00	41.00	50.00	45.00	55.00	50.00
CARDAMOM LARGE LOOSE AV.QLTY	50 GM.	143.21	135.00	135.00	129.17	130.00	137.50	130.00	127.50	140.00	120.00
CARDAMOM SMALL AV.QLTY	50 GM.	170.36	155.00	157.00	139.17	150.00	157.50	180.00	152.50	150.00	135.00
SALT-POWDERED (LAHORI) LOOSE	KG.	8.00	8.00	8.00	6.00	8.00	8.50	6.50	7.50	10.00	6.00
CHILLIES POWD.NATIONAL 200GM	PKT	120.00	122.00	122.00	122.00	120.00	122.00	120.00	120.00	122.00	120.00
CORRIANDER SEED POWD.NATIONAL	PKT	75.00	75.00	75.00	75.00	75.00	75.00	75.00	75.00	75.00	75.00
TURMERIC POWD.NATIONAL 50GM	PKT.	35.00	35.00	35.00	35.00	35.00	35.00	35.00	35.00	35.00	35.00
CURRY POWD. NATIONAL 200 GM	PKT.	75.00	75.00	75.00	75.00	75.00	75.00	75.00	75.00	75.00	75.00
COCONUT DRY AV.QLTY.	KG.	220.71	197.22	205.00	199.17	195.00	226.25	220.00	195.00	240.00	190.00
DATES AV.QLTY.	KG.	147.50	195.00	178.33	134.50	170.00	191.25	130.00	122.50	135.00	150.00
PISTACHIO AV.QLTY.	50 GM.	100.00	83.75	86.08	80.83	80.00	92.50	90.00	97.50	105.00	80.00
ALMONDS WHOLE AV.QLTY.	KG.	415.54	403.75	331.67	338.33	275.00	345.00	390.00	345.00	350.00	380.00
RAISINS AV.QLTY.	50 GM.	25.93	19.00	19.42	18.67	11.00	21.00	17.50	16.50	23.00	15.00
GROUNDNUTS (WITH SHELL)	KG.	196.43	160.00	151.67	153.33	150.00	162.50	160.00	152.50	200.00	145.00
BREAD PLAIN MEDIUM SIZE	EACH	30.00	30.00	30.00	30.00	30.00	30.00	30.00	30.00	30.00	30.00
RUSK (PAPAY)	KG.	120.00	160.00	163.33	160.00	160.00	170.00	150.00	140.00	135.00	120.00
BISCUITS-PACKED	PKT	28.50	25.00	30.00	30.00	30.00	25.00	30.00	25.00	30.00	30.00
BISCUIT-BAKERY (LOOSE)	250 GM	63.93	52.50	74.17	61.50	80.00	80.63	57.50	47.50	60.00	50.00
TOFFEE (HILAL)	EACH	1.00	1.00	1.00	1.00	1.00	1.00	1.00	1.00	1.00	1.00
CHOCOLATE CANDY (SMALL SIZE)	EACH	5.00	5.00	5.00	5.00	5.00	5.00	5.00	5.00	5.00	5.00
CIGARETTES K-2 10'S	PKT	15.00	14.00	15.00	14.00	15.00	15.00	15.00	15.00	14.00	15.00
CIGARETTES CAPSTAN 10'S	PKT	24.00	24.00	24.00	24.00	24.00	24.00	24.00	24.00	24.00	24.00
CIGARETTES GOLD LEAF 20'S	PKT	65.00	65.00	70.00	70.00	70.00	70.00	70.00	65.00	65.00	70.00
CIGARETTES MORVEN GOLD 20'S	PKT	30.00	28.00	30.00	28.00	30.00	30.00	30.00	28.00	30.00	30.00
BREAD TANDOORI ST. SIZE	EACH	4.00	4.50	5.50	4.00	4.50	5.50	4.00	4.50	3.00	4.00
COOKED MUTTON (AV. HOTEL)	PLATE	148.21	105.00	115.83	75.00	70.00	120.00	80.00	72.50	65.00	110.00
COOKED BEEF (AV. HOTEL)	PLATE	62.50	65.00	60.00	55.00	47.50	61.88	50.00	47.50	47.50	50.00
COOKED DAL (AV. HOTEL)	PLATE	30.00	30.00	40.00	30.00	27.50	42.00	27.50	27.50	32.50	40.00
TEA PREPARED (ORDINARY)	CUP	13.50	12.00	15.00	14.67	15.00	15.00	12.00	13.50	12.50	12.00
SAMOSAS (VEGATABLE)	EACH	12.00	13.50	9.00	10.00	10.00	9.00	12.50	13.50	8.00	16.50
PASIRY AV.QLTY.	EACH	22.00	16.00	17.42	25.00	25.00	19.00	20.00	15.00	20.00	20.00
PATTILES (VEGATABLES)	EACH	22.00	15.00	17.42	25.00	15.00	19.00	20.00	13.50	17.50	20.00
SWEETMEAT (MIXED)	KG	220.71	195.00	255.00	232.00	280.00	265.00	210.00	235.00	270.00	200.00
FISH-RAHU MEDIUM SIZE	KG	162.50	235.00	220.42	178.33	150.00	225.63	130.00	127.50	230.00	250.00
BEEF WITH BONE AV.QLTY.	KG	221.79	230.00	227.92	230.00	240.00	240.00	200.00	225.00	200.00	220.00
MUTTON AV.QLTY.	KG	507.14	430.00	490.00	445.00	450.00	510.00	400.00	435.00	425.00	440.00
CHICKEN FARM BROILER (LIVE)	KG	110.00	117.00	118.17	133.33	112.00	127.25	120.00	111.50	132.00	113.00
EGGS FARM	DOZ	67.43	69.63	70.00	71.33	70.00	73.50	68.00	75.00	70.00	70.00
POTATOES	KG	34.66	28.75	32.08	34.00	27.50	38.25	25.00	32.50	25.00	32.50
ONION	KG	17.86	13.50	21.88	11.00	12.00	27.50	10.00	15.00	11.00	11.00
TURNIP	KG										
RADISH	KG										
TOMATOES	KG	21.96	25.00	27.08	21.67	20.00	25.50	20.00	30.00	25.00	25.00
CABBAGE	KG										
CAULIFLOWER	KG										
BRINJAL	KG	23.93	16.25	29.17	23.00	15.00	35.75	30.00	22.50	42.50	25.00
PUMKIN	KG	15.50	16.25	28.33	15.50	20.00	34.38	15.00	19.00	21.00	11.00

Contd.



## 7.11 Inter-City Consumer Prices for June, 2011

(Value in Rupees)

DISCRIPTION	UNIT	LAHORE	FAISAL- ABAD	RAWAL- PINDI	MULTAN	GUJRAN- WALA	ISLAMA- BAD	SARGO -DHA	SIALKOT	BHAWAL- PUR	JHANG
BOTTLEGOURD	KG	22.50	20.00	35.83	19.00	12.00	42.50	17.50	15.00	22.00	20.00
LADY FINGER	KG	38.93	28.75	35.00	29.33	30.00	42.50	20.00	32.50	24.50	22.50
PEAS	KG										
SPINACH	KG										
TINDA	KG	45.71	31.25	48.75	35.00	35.00	61.25	40.00	40.00	47.50	50.00
TURAI	KG	28.57	16.25	45.83	18.33	30.00	53.75	20.00	27.50	15.50	19.00
KARAILA	KG	38.93	35.00	41.67	30.33	35.00	52.50	20.00	37.50	26.50	15.00
ARVI	KG	75.71	61.25	76.25	55.00	60.00	81.25	60.00	60.00	55.00	60.00
CHILLIES GREEN	KG	42.14	42.50	58.75	30.33	40.00	92.50	40.00	42.50	42.50	30.00
CARROT	KG										
GINGER	KG	116.96	102.50	186.67	131.67	85.00	197.50	100.00	120.00	135.00	100.00
GARLIC	KG	149.64	160.00	185.00	145.00	115.00	195.00	130.00	130.00	135.00	140.00
CUCUMBER (KHEERA)	KG	30.71	30.00	34.17	34.00	12.50	39.38	20.00	27.50	42.50	22.50
MALTA/MOSAMBI	DOZ										
KINNU	DOZ										
APPLE	KG	111.52	107.50	113.33	167.50	200.00	143.75	110.00	112.50	225.00	200.00
ALOO BUKHARA	KG	119.29	100.00	125.42	146.67	95.00	145.00	90.00	105.00	230.00	130.00
POMEGRANATE (ANNAR)	KG										
GRAPES	KG										
BANANAS	DOZ	58.04	55.00	74.17	70.83	65.00	83.13	40.00	62.50	72.50	80.00
MANGO KALMI	KG	70.71	62.50	88.75	60.00	55.00	90.00	50.00	70.00	55.00	70.00
GUAVA	KG										
WATERMELON (TURBOOZ)	KG	15.71	16.25	20.83	19.67	20.00	25.00	10.00	12.50	17.50	10.00
MUSKMELON (KHARBOOZA)	KG	33.93	25.00	35.00	32.50	20.00	45.63	17.50	20.00	25.00	22.50
SWEETMELON (SARDA)	KG										
SWEETMELON (GARMA)	KG										
APPAREL, TEXTILE & FOOTWEAR.											
LONG CLOTH AV.QLTY.	METER	105.00	82.50	62.50	110.00	90.00	62.50	85.00	62.50	110.00	85.00
SHIRTING AV.QLTY.	METER	87.50	110.00	102.50	111.07	110.00	105.00	110.00	110.00	77.50	95.00
PANT CLOTH W & WEAR AV.QLTY	METER	255.00	265.00	231.25	275.00	285.00	237.50	395.00	205.00	312.50	325.00
LAWN AV.QLTY.	METER	92.50	95.00	92.50	110.00	100.00	97.50	85.00	105.00	110.00	95.00
VOIL AV.QLTY.	METER	54.50	62.50	62.50	100.00	61.00	66.25	55.00	52.50	70.00	75.00
GEORGETTE AV.QLTY	METER	68.93	100.00	102.50	80.00	105.00	105.00	75.00	72.50	80.00	95.00
LINEN AV.QLTY	METER	115.00	93.75	97.50	110.00	80.00	97.50	85.00	82.50	75.00	110.00
HEAVY WT. SUITING LAW.PUR	METER	1100.00	850.00	975.00	935.00	900.00	975.00	1300.00	925.00	1000.00	1050.00
TROPICAL SUITING LAW.PUR	METER	600.00	650.00	825.00	780.00	800.00	825.00	1050.00	800.00	750.00	770.00
TAILORING SHIRT	EACH	216.79	230.00	237.50	223.00	200.00	250.00	200.00	187.50	287.50	240.00
TAILORING COAT-PANT SUIT	SUIT	3250.00	2750.00	2850.00	2750.00	2750.00	3000.00	3250.00	2700.00	3400.00	3200.00
TAILORING AWAMI-SUIT (MALE)	SUIT	340.89	306.25	390.00	300.00	400.00	440.00	325.00	325.00	325.00	310.00
TAILORING SUIT FEMALE	SUIT	260.00	300.00	290.00	237.50	350.00	362.50	325.00	331.25	285.00	290.00
BRASSIER AV.QLTY.	EACH	88.93	92.50	109.17	90.00	105.00	108.75	95.00	72.50	95.00	95.00
DOPATTA GEORGETTE AV.QLTY.	EACH	177.50	180.00	229.17	184.00	155.00	245.00	190.00	127.50	215.00	250.00
CHADDAR (W/WEAR) (2x2.5 MIR)	EACH	230.00	235.00	290.00	308.00	245.00	300.00	175.00	237.50	362.50	300.00
PANT BOY 24"/26" LENGTH.	EACH	289.64	285.00	377.08	350.00	285.00	381.25	237.50	265.00	285.00	400.00
SHIRT BOY 24"/26" LENGTH	EACH	257.86	235.00	240.00	254.00	277.50	240.00	225.00	245.00	240.00	350.00
SCHOOL UNI. PANT,SHIRT BOYS	SUIT	475.00	425.00	412.50	475.00	650.00	470.00	382.50	467.50	575.00	510.00
SCHOOL UNI. KAMEEZ,SHAL.BOYS	SUIT	419.64	425.00	408.33	351.00	625.00	437.50	337.50	467.50	575.00	460.00
SCHOOL UNI. KAMEEZ,SHAL.GIRL	SUIT	420.54	400.00	354.58	349.00	525.00	390.00	350.00	455.00	575.00	415.00
FROCK W/WEAR GIRLS	EACH	646.43	393.75	983.33	755.00	525.00	990.00	700.00	475.00	1050.00	950.00

Contd.

## 7.11 Inter-City Consumer Prices for June, 2011

(Value in Rupees)

DISCRIPTION	UNIT	LAHORE	FAISAL- ABAD	RAWAL- PINDI	MULTAN	GLJURAN- WALA	ISLAMA- BAD	SARGO -DHA	SIALKOT	BHAWAL- PUR	JHANG
AWAMI-SUIT W & W(BOY) 24"/26	SUIT	548.21	456.25	983.33	600.00	775.00	1031.25	750.00	670.00	675.00	750.00
LUNGI/DHOTTI(COTTON) AVG. QLTY	EACH	167.86	150.00	262.50	191.67	155.00	268.13	195.00	162.50	190.00	210.00
UNDERWEAR AV.QLTY MEDIUM SIZE	EACH	83.93	61.25	98.33	116.67	95.00	106.88	75.00	62.50	90.00	98.00
VEST FOR MEN AV.QLTY.	EACH	84.64	80.00	100.42	116.67	85.00	106.88	105.00	66.25	110.00	85.00
SOCKS NYLON (PAKISTANI)	PAIR	50.00	50.00	70.00	68.50	77.50	77.50	70.00	47.50	55.00	70.00
AWAMI-SUIT W&W (GENIS)AV.QLTY	SUIT	585.71	518.75	1091.67	633.33	787.50	1100.00	800.00	625.00	675.00	825.00
PULLOVER GENIS OXFORD/BON.	EACH	2125.00	1650.00	2050.00	1980.00	1850.00	2050.00	1900.00	2000.00	2070.00	2000.00
PULLOVER LADIES OXFORD/BON.	EACH	2225.00	1650.00	2050.00	1700.00	1700.00	2050.00	2000.00	2000.00	2070.00	1790.00
PULLOVER (GENIS) OTHERS A.QTY	EACH	625.00	400.00	675.00	691.67	550.00	700.00	450.00	537.50	675.00	750.00
SECOND-HAND COAT FOR MEN	EACH	375.00	425.00	237.50	375.00	325.00	250.00	400.00	375.00	450.00	230.00
GENIS SHOES TARGET BATA	PAIR	799.00	799.00	799.00	799.00	799.00	799.00	799.00	799.00	799.00	799.00
GENIS SANDAL BIN BATA	PAIR	499.00	499.00	499.00	499.00	499.00	499.00	499.00	499.00	499.00	499.00
GENIS CHAPPAL SPRING BATA	PAIR	139.00	139.00	139.00	139.00	139.00	139.00	139.00	139.00	139.00	139.00
LADIES SANDAL PISA BATA	PAIR	399.00	399.00	399.00	399.00	399.00	399.00	399.00	399.00	399.00	399.00
LADIES SPOUNG CHAPPAL BATA	PAIR	139.00	139.00	139.00	139.00	139.00	139.00	139.00	139.00	139.00	139.00
CHILD SHOE BIRO BATA	PAIR	549.00	549.00	549.00	549.00	549.00	549.00	549.00	549.00	549.00	549.00
GENIS SHOE, ART 1109 SERVICE	PAIR	679.00	679.00	679.00	679.00	679.00	679.00	679.00	679.00	679.00	679.00
CHEETHA 50 SIZE 3-5	PAIR	1049.00	1049.00	1049.00	1049.00	1049.00	1049.00	1049.00	1049.00	1049.00	1049.00
BOOT POLISH CHERRY/KIWI 50ML	EACH	45.00	45.00	45.00	45.00	45.00	45.00	45.00	45.00	45.00	45.00
SHOE REPAIR HALF SOLE	PAIR	80.00	90.00	95.00	95.00	95.00	95.00	100.00	57.50	95.00	95.00
HOUSE RENT.											
HOUSE RENT INDEX	MONTH	200.79	217.40	232.84	239.61	218.30	233.89	217.40	217.91	239.61	217.40
FUEL AND LIGHTING.											
KEROSENE OIL	LTR	95.59	90.09	99.26	94.09	97.76	99.26	91.59	97.76	93.76	91.79
FIREWOOD WHOLE	40 KG.	523.21	450.00	418.75	445.00	520.00	450.00	310.00	500.00	430.00	380.00
MATCH BOX SMALL	EACH	1.00	1.00	1.00	1.00	1.00	1.00	1.00	1.00	1.00	1.00
BULB PHILIPS 100-WATTS	EACH	25.00	25.00	24.00	24.00	24.00	24.00	25.00	24.00	25.00	25.00
TUBE LIGHT PHILIPS 40 WATTS	EACH	90.00	90.00	95.00	90.00	95.00	95.00	95.00	95.00	90.00	90.00
ELECT.CHARGES UPTO 50 UNITS	P/UNIT	1.87	1.87	1.87	1.87	1.87	1.87	1.87	1.87	1.87	1.87
ELECT.CHARGES 01 - 100 UNIT	P/UNIT	4.54	4.54	4.54	4.54	4.54	4.54	4.54	4.54	4.54	4.54
ELECT.CHARGES 101 - 300 UNIT	P/UNIT	6.86	6.86	6.86	6.86	6.86	6.86	6.86	6.86	6.86	6.86
ELECT.CHARGES 301 - 1000 UNIT	P/UNIT	10.65	10.65	10.65	10.65	10.65	10.65	10.65	10.65	10.65	10.65
ELECT.CHARGES ABOVE 1000 UNIT	P/UNIT	13.29	13.29	13.29	13.29	13.29	13.29	13.29	13.29	13.29	13.29
GAS CHRg upto 3.3719	MMBTU	110.20	110.20	110.20	110.20	110.20	110.20	110.20	110.20	110.20	110.20
GAS CHRg 3.3719 - 6.7438	MMBTU	220.40	220.40	220.40	220.40	220.40	220.40	220.40	220.40	220.40	220.40
GAS CHRg 6.7438 - 10.1157	MMBTU	928.00	928.00	928.00	928.00	928.00	928.00	928.00	928.00	928.00	928.00
GAS CHRg10.1157 - 13.4876	MMBTU	1167.42	1167.42	1167.42	1167.42	1167.42	1167.42	1167.42	1167.42	1167.42	1167.42
GAS CYLINDER STAND. SIZE	EACH	1045.00	1200.00	1140.00	1150.00	1100.00	1150.00	1150.00	1100.00	1265.00	1100.00
H.HOLD.FURNITURE & EQUIPMENT ETC.											
S.STEEL DBGHCHI MEDIUM SIZE	EACH	415.36	587.50	461.25	655.00	650.00	470.63	370.00	430.00	645.00	450.00
S.STEEL PLATE A.QLTY. (M.SIZE)	EACH	63.93	57.50	61.67	70.00	88.33	63.13	45.00	67.50	54.00	54.00
TEA-SET S.STEEL 3 PCS. M.SIZE	SET	564.29	480.00	632.50	600.00	750.00	641.88	750.00	625.00	450.00	495.00
TABLE SPOON S.STEEL SUP.QLTY. DOZEN		237.50	300.00	236.36	275.00	275.00	287.50	237.50	305.00	265.00	200.00
WATER-SET S.STEEL SUP.QLTY	SET	782.14	762.50	662.08	900.00	925.00	728.13	850.00	737.50	887.50	675.00
TEA SET PAK. CHINAWARE 21 PCS.	SET	1157.14	1225.00	1210.42	1187.50	1325.00	1287.50	1400.00	1025.00	1300.00	1275.00
DINNER SET PLASTIC 35 PCS.	SET	1575.00	1050.00	1908.33	1800.00	1400.00	2000.00	1850.00	1125.00	1750.00	950.00
HOTPOT SET PLASTIC 3 PCS.	SET	925.00	1150.00	1079.69	1040.00	1025.00	1125.00	1050.00	825.00	1000.00	850.00

Contd.

## 7.11 Inter-City Consumer Prices for June, 2011

(Value in Rupees)

DISCRIPTION	UNIT	LAHORE	FAISAL- ABAD	RAWAL- PINDI	MULTAN	GUJRAN- WALA	ISLAMA- BAD	SARGO -DHA	SIALKOT	BHAWAL- PUR	JHANG
BUCKET(BALTI) PLASTIC MED.SIZ	EACH	241.07	243.75	199.58	237.50	260.00	233.75	250.00	205.00	287.50	220.00
SUITCASE REXIN (24"x16"x6")	EACH	625.00	637.50	1125.00	520.00	675.00	1175.00	700.00	662.50	775.00	600.00
PRESURE COOKER 4 LITR.	EACH	1050.00	1200.00	1158.33	1125.00	1250.00	1206.25	965.00	912.50	1250.00	1150.00
ELECTRIC JUICER FOR APPLE	EACH	6800.00	4650.00	6750.00	6800.00	6140.00	6768.75	4250.00	6000.00	3300.00	6500.00
WATER COOLER 9/10 LITR.PLASTIC	EACH	350.00	487.50	422.08	406.25	475.00	491.25	450.00	345.00	475.00	475.00
THERMOS STARVAC 1 LITR	EACH	250.00	400.00	337.50	312.50	375.00	412.50	350.00		325.00	337.50
CHAIR SHESHAM WOOD WITH ARMS	EACH	838.21	1050.00	1966.67	900.00	1550.00	2087.50	1300.00	1675.00	1500.00	1250.00
TABLE SHESHAM WOOD (4X2X5")	EACH	4100.00	4250.00	3483.33	3100.00	4500.00	3550.00	2650.00	3250.00	4650.00	2450.00
SOFASET WOODEN WITH FOAM SEAT SET	SET	9339.29	14500.00	13958.33	10750.00	15500.00	16000.00	13500.00	12550.00	16000.00	13500.00
COT IRON (WITH NIWAR)AV.QLITY.	EACH	1257.14	1350.00	1170.83	1500.00	1425.00	1193.75	1600.00	1250.00	1500.00	1600.00
ALMIRAH (STEEL) 6'X3' 20 GUAGE	EACH	5000.00	8750.00	5450.00	5500.00	8500.00	5550.00	9000.00	6900.00	8900.00	6500.00
DINNING TABLE 6 CHAIRS A.QLITY SET	SET	8535.71	15375.00	14666.67	12250.50	14500.00	17625.00	11500.00	13100.00	15000.00	15000.00
SINGLE BED WITHOUT FOAM MED.	EACH	3957.14	3800.00	3183.33	3750.00	5500.00	3325.00	3250.00	5350.00	5250.00	5500.00
MATRESS SINGLE(4"THICK)	EACH	3555.00	3812.50	3470.83	4350.00	3000.00	3468.75	3900.00	3250.00	4000.00	4200.00
MARRIAGE HALL WITH FURNITURE	P/HEAD	108.57	95.00	97.50	61.67	82.50	97.50	70.00	75.00	75.00	95.00
HOUSEHOLD SERVANT FEMALE P/T	P/MNTH	1164.29	1200.00	1104.17	1300.00	1125.00	1150.00	850.00	1050.00	1250.00	1100.00
QUILT (LIHAF) 3 KG. COTTON	EACH	839.29	750.00	662.50	800.00	710.00	725.00	800.00	725.00	825.00	750.00
BLANKET (90" x 54")	EACH	1950.00	2500.00	2616.67	1800.00	2050.00	2656.25	2250.00	2300.00	2450.00	2050.00
BEDSHEET SINGLE BED SUP.QLITY	EACH	287.50	425.00	312.50	462.50	340.00	315.63	425.00	360.00	450.00	425.00
DARI COTTON (6'x2 1/2') AV.QL	EACH	344.64	375.00	537.50	373.50	327.50	537.50	425.00	387.50	550.00	400.00
FARSHI DARI 12'X9' AV.QLITY	EACH	1239.29	1125.00	1245.83	1150.00	825.00	1259.38	725.00	925.00	1250.00	1250.00
CARPET PLAIN AV. QLITY	SQFT.	21.00	72.50	21.00	50.00	37.50	21.00	37.50	35.00	27.50	21.50
TOWEL(3'x2') AV. QALITY	EACH	124.64	116.25	190.00	180.00	115.00	200.00	150.00	105.00	150.00	150.00
GAS BURNER DOUBLE SPFY.BRAND	EACH	1075.00	1237.50	1500.00	1462.50	970.00	1581.25	1350.00	968.75	1050.00	1450.00
ELECT. IRON PHILLIPS MDL.1120	EACH	1100.00	950.00	1000.00	1000.00	1000.00	1000.00	1000.00	1000.00	890.00	950.00
CEILING FAN 48" SUPER QLITY	EACH	2350.00	2650.00	2625.00	2680.00	2200.00	2625.00	2200.00	2075.00	2450.00	2675.00
PEDESTAL FAN 22" SUPER QLITY	EACH	3600.00	3375.00	3275.00	3600.00	3500.00	3275.00	3400.00	3050.00	3600.00	3650.00
WASHING MACHINE SINGER	EACH	13950.00	13950.00	13950.00	13950.00	13950.00	13950.00	13950.00	13950.00	13950.00	13950.00
SEWING MACHINE(SINGER)	EACH	4675.00	4675.00	4975.00	4975.00	4575.00	4975.00	4975.00	4875.00	4675.00	4875.00
WALL CLOCK QUARTZ AV.QLITY	EACH	328.57	375.00	475.00	408.33	490.00	487.50	300.00	310.00	475.00	400.00
HAND STITCHING NEEDLE M.SIZE	PACKET	3.50	5.00	8.00	3.00	5.00	8.00	4.00	3.00	4.00	6.00
SEWING THREAD/REEL(ASLI PARI)	EACH	5.00	4.50	6.00	7.00	4.00	6.00	6.00	5.00	4.50	6.50
REFG. DAWLENCE 10 CFT. D.DOOR	EACH	28000.00	24950.00	24800.00	24900.67	23100.00	24800.00	25200.00	24000.00	25500.00	23600.00
D-FREEZER WAVES 8 CFT.	EACH	23500.00	24800.00	24500.00	24400.00	22000.00	24500.00	24000.00	21000.00	24900.00	24200.00
AIRCONDITIONER 1.5 TON PEL	EACH	36000.00	41350.00	41000.00	40000.00	40000.00	41000.00	31300.00	27300.00	41600.00	38000.00
AIRCOOLER SUPER ASIA	EACH	11000.00	9600.00	8500.00	8933.33	9700.00	8500.00	9500.00	8450.00	11200.00	9200.00
TRANSPORT & COMMUNICATION.											
PETROL SUPER	LITRE	87.06	87.05	86.93	87.15	87.15	86.93	87.94	87.90	89.30	87.70
HIGH SPEED DIESEL HSD	LITRE	94.46	94.40	94.33	94.55	94.56	94.33	95.44	95.20	96.20	95.00
CNG	K.G.	56.80	57.03	59.57	56.80	56.80	59.57		56.80		
MOTOR CYCLE SERVICE CHARGES	EACH	178.57	150.00	225.00	144.00	200.00	230.00	165.00	150.00	190.00	200.00
CAR SERVICE CHARGES	EACH	200.00	287.50	245.00	200.00	222.50	255.00	200.00	300.00	200.00	250.00
MOTORCYCLE HONDA CD-70.	EACH	65500.00	65900.00	65900.00	65900.00	65500.00	65900.00	65500.00	65900.00	65900.00	65900.00
MOTORCYCLE YAMAHA 100CC.	EACH	72900.00	73900.00	72500.00	73900.00	72000.00	72500.00	72900.00	73900.00	72900.00	73900.00
CAR SUZUKI 800 CC (W/O. A/C)	EACH	510000.00	476000.00	500000.00	533000.00		500000.00	517000.00	494000.00	493000.00	
BICYCLE WITH TYRES & TUBES	EACH	6028.57	6100.00	6600.00	6000.00	5600.00	6600.00	6500.00	6000.00	6300.00	6500.00
TYRE CAR WITH TUBE GENERAL	EACH	2800.00	2400.00	2425.00	2300.00	2500.00	2425.00	2400.00	2225.00	2800.00	2600.00
TYRE MOTOR CYCLE WITHOUT TUBE	EACH	950.00	1000.00	912.50	850.00	900.00	912.50	745.00	750.00	945.00	950.00
TYRE CYCLE SPECIFY BRAND NAME	EACH	310.00	330.00	245.00	355.00	300.00	255.00	300.00	282.50	330.00	330.00

Contd.

## 7.11 Inter-City Consumer Prices for June, 2011

(Value in Rupees)

DISCRIPTION	UNIT	LAHORE	FAISAL- ABAD	RAWAL- PINDI	MULTAN	GUJRAN- WALA	ISLAMA- BAD	SARGO -DHA	SIALKOT	BHAWAL- PUR	JHANG
AUTO RICKSHAW FARES	KM/MIN	46.43	60.00	32.50	30.00	60.00		35.00	60.00	60.00	30.00
FULL TONGA CHARGES	KM/MIN	56.07	60.00	27.50	39.17	50.00		60.00	60.00	60.00	40.00
TAXI 4 SEATER FARE	KM/MIN	77.50	60.00	50.00	65.00	55.00	50.00	50.00	50.00	50.00	45.00
BUS FARE MIN (WITHIN CITY)	TICKET	13.00	13.00	12.00	13.00		12.00	10.00			
BUS FARE MAX (WITHIN CIT	TICKET	27.00	27.00	25.00	27.00		25.00	12.00			
BUS FARE OUTSIDE CITY	P/KM.	.70	.70	.70	.70	.70	.70	.70	.70	.70	.70
A/C BUS FARE OUTSIDE CITY	P/KM.	1.55	1.20	1.45	1.10	1.00	1.45	1.40	1.11	1.50	1.38
MINIBUS FARE MIN.WITH IN CITY	TICKET	13.00		12.00	13.00	13.00	12.00				
MINIBUS FARE MAX.WITH IN CITY	TICKET	27.00		25.00	27.00	27.00	25.00				
SUZUKI FARE MIN.WITH IN CITY	TICKET	13.00	13.00	12.00	13.00	13.00	12.00	12.00	10.00	10.00	10.00
SUZUKI FARE MAXIMUM W.IN CITY	TICKET	27.00	25.00	23.00	27.00	20.00	23.00	15.00	15.00	20.00	14.00
TRAIN FARE ECO. 1-100 KM.	P/KM.	.68	.68	.68	.68	.68	.68	.68	.68	.68	.68
TRAIN FARE ECO. 101-500 KM.	P/KM.	.86	.86	.86	.86	.86	.86	.86	.86	.86	.86
TRAIN FARE ECO. > 500 KM.	P/KM.	.74	.74	.74	.74	.74	.74	.74	.74	.74	.74
TRAIN FARE IST SLP. 1-100KM	P/KM.	1.73	1.73	1.73	1.73	1.73	1.73	1.73	1.73	1.73	1.73
TRAIN FARE IST SLP.101-500 KM	P/KM.	2.13	2.13	2.13	2.13	2.13	2.13	2.13	2.13	2.13	2.13
TRAIN FARE IST SLP. > 500 KM	P/KM.	1.64	1.64	1.64	1.64	1.64	1.64	1.64	1.64	1.64	1.64
TRAIN FARE A/C SLP. 1-100KM.	P/KM	6.33	6.33	6.33	6.33	6.33	6.33	6.33	6.33	6.33	6.33
TRAIN FARE A/C SLP.101-500KM	P/KM.	6.22	6.22	6.22	6.22	6.22	6.22	6.22	6.22	6.22	6.22
TRAIN FARE A/C SLP > 500KM.	P/KM	4.68	4.68	4.68	4.68	4.68	4.68	4.68	4.68	4.68	4.68
PLATEFORM TICKET	EACH	5.00	5.00	5.00	5.00	5.00	5.00	5.00	5.00	5.00	5.00
AIR FARE ECONOMY CLASS.	P/KM.	15.72	15.72	15.72	15.72		15.72				
POSTAL ENVELOPE DOMESTIC	EACH	8.00	8.00	8.00	8.00	8.00	8.00	8.00	8.00	8.00	8.00
POSTAL REGISTRATION CHARGES	EACH	20.00	20.00	20.00	20.00	20.00	20.00	20.00	20.00	20.00	20.00
AEROGRAM FOR SAUDI ARABIA	EACH	39.00	39.00	39.00	39.00	39.00	39.00	39.00	39.00	39.00	39.00
U.M.S. REG CHARGES MIN.	EACH	35.00	35.00	35.00	35.00	35.00	35.00	35.00	35.00	35.00	35.00
T.C.S. CH. MIN.WITH IN ZONE	EACH	80.00	80.00	80.00	80.00	80.00	80.00	80.00	80.00	80.00	80.00
TELEPHONE CHARGES LOCAL CALL	P/CALL	3.59	3.59	3.59	3.59	3.59	3.59	3.59	3.59	3.59	3.59
CAR TAX FOR 800CC TO 1300CC	YEARLY	900.00	900.00	900.00	900.00	900.00	432.00	900.00	900.00	900.00	900.00
TEL CHARGES OUT SIDE CITY	P/CALL	3.59	3.59	3.59	3.59	3.59	3.59	3.59	3.59	3.59	3.59
INTERNET CHARGES	P/HOUR	15.00	15.00	27.50	15.00	20.00	27.50	25.00	15.00	12.00	20.00
RECREATION & ENTERTAINMENT.											
DAILY "DAWN"	P/COPY	15.00	15.00	15.00	15.00	15.00	15.00	15.00	15.00	15.00	15.00
DAILY "JANG"	P/COPY	10.00	10.00	10.00	10.00	10.00	10.00	10.00	10.00	10.00	10.00
DAILY "NAWA-E-WAQT"	P/COPY	10.00	10.00	10.00	10.00	10.00	10.00	10.00	10.00	10.00	10.00
WEEKLY "AKHBAR-E-JAHAN"	P/COPY	40.00	40.00	40.00	40.00	40.00	40.00	40.00	40.00	40.00	40.00
WEEKLY "MAG"	P/COPY	35.00	35.00	35.00	35.00	35.00	35.00	35.00	35.00	35.00	35.00
MONIHLY "NAUNEHAL DIGEST"	P/COPY	25.00	25.00	25.00	25.00	25.00	25.00	25.00	25.00	25.00	25.00
RADIO WITH C.PLAYER NATIONAL	EACH	1825.00	2175.00	2150.00	3500.00	2250.00	2150.00	4500.00	2250.00	1750.00	1012.50
DRY CELL 1.5 VOLT(LOCAL)	EACH	20.00	20.00	15.00	15.00	15.00	15.00	20.00	15.00	18.00	18.00
T.V. 20" COLORED WEGA H-A21.	EACH	20500.00	22700.00	18083.33	23500.00	18500.00	18200.00	22500.00	20000.00	23800.00	20502.00
VIDEO GAME SEGA 16 BYTE	EACH	950.00	1500.00	1150.00	1300.00	1050.00	1150.00	1200.00	1275.00	1650.00	1100.00
V.C.P. PANASONIC/LG/NAT	EACH	4200.00	5750.00	5900.00	5000.00	4500.00	5900.00	6500.00	5450.00	5800.00	5200.00
VID. CASSETTE BLK. TDK/SONY	EACH	122.50	110.00	100.00	150.00	100.00	100.00	160.00	100.00	150.00	136.00
TAPE RECORDER CASSETTE BLANK	EACH	40.00	57.50	37.50	40.00	35.00	42.50	50.00	30.00	55.00	50.00
CINEMA A/C. HIGH CLASS	TICKET	77.50	70.00	100.00	100.00	60.00	100.00	50.00	40.00	35.00	40.00
CINEMA NON-A/C HIGH CLASS	TICKET	52.50	50.00	50.00	50.00	42.50	50.00	30.00	40.00	35.00	40.00
TV.LICENCE FEE DOMESTIC	YEARLY	420.00	420.00	420.00	420.00	420.00	420.00	420.00	420.00	420.00	420.00
EDUCATION.											
SCHOOL FEE PRIMARY ENG.MED.	MONTH	891.07	1400.00	1616.67	2407.89	1450.00	1668.75	800.00	650.00	2025.00	1066.67

Contd.

## 7.11 Inter-City Consumer Prices for June, 2011

(Value in Rupees)

DISCRIPTION	UNIT	LAHORE	FAISAL- ABAD	RAWAL- PINDI	MULTAN	GUJRAN- WALA	ISLAMA- BAD	SARGO- DHA	SIALKOT	BHAWAL- PUR	JHANG
SCHOOL FEE 2ND-RY ENG.MED.	MONTH	1100.00	1600.00	1841.67	2998.56	1550.00	1975.00	950.00	750.00	2381.25	1766.67
GOVT. COLLEGE FEE 1ST. YEAR	MONTH	50.00	50.00	50.00	50.00	50.00	15.00	50.00	50.00	50.00	50.00
GOVT. COLLEGE FEE 4TH. YEAR	MONTH	60.00	60.00	60.00	60.00	60.00	20.00	60.00	60.00	60.00	60.00
GOVT. UNIVERSITY FEE MSC.	MONTH	93.50	70.00	77.50	217.00	77.50	46.00	70.00		110.00	115.00
GOVT. MED. COLLEGE FEE MBBS	MONTH	873.00	368.00	873.00	873.00		873.00			873.00	
GOVT. ENGG. COLL. FEE I YEAR	MONTH	500.00	3200.00	600.00	217.00		600.00				
PAPER FOOLSCAPE (27"x17")	QUIRE	21.50	35.00	45.00	34.00	20.00	45.00	40.00	18.00	22.50	35.00
EXERCISE BOOK LINED 80/100 PGSEACH		25.50	35.00	42.50	26.67	32.50	47.50	48.75	40.00	50.00	40.00
PENCILGOLDFISH/DEER	EACH	5.00	5.00	5.50	5.00	4.50	5.50	5.00	5.00	5.00	4.50
FOUNTIN PEN YOUTH CHINA	EACH	30.00	32.50	40.00	35.00	30.00	40.00	35.00	32.50	30.00	30.00
PEN INK DOLLOR 57 ML BOTTLE	EACH	15.00	15.00	20.00	15.00	15.00	20.00	15.00	15.00	15.00	15.00
BALL PEN (local)	EACH	5.00	5.00	5.00	5.00	5.00	5.00	5.50	5.00	5.00	5.00
ENGLISH BOOK CLASS VI	EACH	22.00	22.00	22.00	22.00	22.00	22.00	22.00	22.00	22.00	22.00
ENGLISH BOOK CLASS IX OR X	EACH	53.00	53.00	53.00	53.00	53.00	53.00	53.00	53.00	53.00	53.00
ENG. BOOK 1ST.YR COMPLETE SET	EACH	68.00	68.00	68.00	68.00	68.00	68.00	68.00	68.00	68.00	68.00
URDU BOOK CLASS V (T.B.BORD)	EACH	31.00	31.00	31.00	31.00	31.00	31.00	31.00	31.00	31.00	31.00
URDU BOOK CLASS IX/X(T.B.B)	EACH	105.00	105.00	105.00	105.00	105.00	105.00	105.00	105.00	105.00	105.00
URDU BOOK 1ST.YEAR/INTER	EACH	45.00	45.00	45.00	45.00	45.00	45.00	45.00	45.00	45.00	45.00
MATHS BOOK CALSS V (T.B.B)	EACH	44.00	44.00	44.00	44.00	44.00	44.00	44.00	44.00	44.00	44.00
MATHS BOOK CLASS IX OR X	EACH	150.00	150.00	150.00	150.00	150.00	150.00	150.00	150.00	150.00	150.00
MATHS BOOK 1ST.YEAR (T.B.B)	EACH	128.00	128.00	128.00	128.00	128.00	128.00	128.00	128.00	128.00	128.00
COMP. WITH PRINTER & SPEAKER	EACH	32000.00	36500.00	92250.00	35000.00	31000.00	92250.00	20000.00	27900.00	35500.00	36000.00
COM. C.D. (TIK/IMATION)	EACH	37.14	60.00	56.67	60.00	35.00	58.75	25.00	42.50	30.00	27.50
CLEANING LAUNDRY & PER.APPEARANCE.											
WASHING SOAP	CAKE	22.00	17.00	17.00	22.00	15.00	17.00	23.00	14.00	14.00	13.00
SURF (MEDIUM) 100 GRM	EACH	20.00	20.00	20.00	20.00	20.00	20.00	20.00	20.00	20.00	20.00
WASHING POWDER 1000 GRM	EACH	135.00	145.00	145.00	145.00	145.00	145.00	135.00	135.00	145.00	135.00
CLEANSER POWDER VIM 1000 GM	PKT.	47.00	42.00	52.00	47.00	45.00	52.00	45.00	47.00	52.00	45.00
FINIS 500 ML	BOTTLE	95.00	105.00	100.00	100.00	95.00	100.00	100.00	95.00	100.00	100.00
ROBIN BLUE (35 GRAMS)	PKT.	20.00	20.00	20.00	20.00	20.00	20.00	20.00	20.00	20.00	20.00
TOILET SOAP LUX 95 GRAMS	EACH	30.00	28.00	28.00	30.00	28.00	28.00	28.00	28.00	28.00	28.00
TOILET SOAP LIFEBOUY 140 GRM	EACH	30.00	28.00	30.00	30.00	28.00	30.00	28.00	28.00	30.00	28.00
TOOTH PASTE MACKLINES 70 GRM	EACH	36.00	36.00	36.00	36.00	36.00	36.00	36.00	36.00	36.00	36.00
TOOTHBRUSH SHEILD A/PLAUQUE	EACH	30.00	35.00	22.00	30.00	35.00	22.00	25.00	22.00	25.00	35.00
TOOTHPOWDER DENITONIC 90 GRM	EACH	20.00	20.00	20.00	20.00	20.00	20.00	20.00	20.00	20.00	20.00
BLADE TREET ORDINARY 10'S	PKT.	30.00	25.00	25.00	30.00	25.00	25.00	25.00	25.00	30.00	25.00
BLADE 7-O-CLOCK STAIN. 5'S	PKT.	32.00	30.00	30.00	30.00	35.00	30.00	30.00	30.00	25.00	30.00
DISPOSABLE RAZOR GILLET-II	EACH	32.00	35.00	35.00	30.00	32.00	35.00	32.00	35.00	30.00	35.00
SHAVING CREAM TOUCH-ME/ADM.	EACH	55.00	50.00	55.00	50.00	50.00	55.00	50.00	50.00	50.00	50.00
NAIL POLISH S.MISS/MEDORA	EACH	45.00	45.00	85.00	75.00	45.00	85.00	45.00	42.50	75.00	50.00
LIPSTICK S.MISS/MEDORA	EACH	90.00	90.00	90.00	90.00	90.00	90.00	90.00	90.00	90.00	90.00
PERFUME MED.SIZE MEDORA/BROACHEACH		90.00	90.00	90.00	85.00	90.00	90.00	90.00	90.00	90.00	90.00
SHAMPOO PLAIN MEDORA 200 ML.	BOTTLE	90.00	90.00	90.00	90.00	90.00	90.00	90.00	85.00	90.00	95.00
FACECREAM PONDS (MEDIUM)	EACH	90.00	80.00	90.00	85.00	80.00	90.00	90.00	85.00	80.00	80.00
TALC POWDER VICE ROAY,B.CAT	EACH	105.00	105.00	120.00	105.00	105.00	120.00	105.00	105.00	110.00	105.00
HAIR-OIL AMLA/CHAMBELI	BOTTLE	70.00	80.00	70.00	70.00	80.00	70.00	70.00	70.00	75.00	80.00
ERYLCREEM 210 ML.	EACH	115.00	140.00	125.00	150.00	125.00	125.00	130.00	125.00	125.00	125.00
HAIRCUT CHARGES FOR MEN	P/CUT	57.86	40.00	66.25	45.00	40.00	80.00	45.00	45.00	65.00	42.50

Contd.

## 7.11 Inter-City Consumer Prices for June, 2011

(Value in Rupees)

DISCRIPTION	UNIT	LAHORE	FAISAL- ABAD	RAWAL- PINDI	MULTAN	GUJRAN- WALA	ISLAMA- BAD	SARGO- DHA	SIALKOT	BHAWAL- PUR	JHANG
BEAUTY PORL HAIR STYL CHARGE	P/STY.	105.00	200.00	237.50	145.00	350.00	325.00	150.00	160.00	375.00	120.00
HAIR-COLOUR BEGIN (6 GMS)	EACH	80.00	85.00	80.00	80.00	80.00	80.00	80.00	80.00	80.00	80.00
GOLD TEZABI 24 CT	10 GM.	42475.00	42300.00	42100.00	42000.00	41924.00	42100.00	41410.00	42000.00	41907.00	42610.00
SILVER TEZABI 24 CT	10 GM.	1055.00	1050.00	1025.00	1030.00	1037.00	1025.00	1100.00	1000.00	1054.00	1050.00
ARTIFICIAL JEWELLARY SET	SET	589.29	487.50	791.67	500.00	475.00	812.50	450.00	155.00	525.00	300.00
TISSU PAPER PERFUMED 100 PCS.	PKT	80.00	70.00	80.00	80.00	80.00	80.00	80.00	70.00	80.00	75.00
TOILET PAPER ROLL (R.PETEL)	P/ROLL	27.00	30.00	27.00	27.00	27.00	27.00	27.00	25.00	27.00	27.00
WASHING CH. SHIRT	EACH	25.00	30.00	40.00	25.00	40.00	40.00	45.00	40.00	32.50	40.00
DRY CLEANING SUIT COAT PANT	SUIT	319.64	250.00	365.00	195.00	300.00	365.00	210.00	215.00	362.50	225.00
WASHING CH. (KAMILZ-SHALWAR)	PAIR	45.71	40.00	70.00	42.67	70.00	70.00	45.00	65.00	52.50	52.50
WRIST WATCH GENTIS CITIZEN	EACH	2875.00	1150.00	2170.83	2000.00	972.50	2264.29	3250.00	1350.00	2300.00	2800.00
WRIST WATCH LADIES CITIZEN	EACH	3050.00	1150.00	2170.83	2000.00	972.50	2264.29	2900.00	1350.00	2300.00	2800.00
MEDICARE.											
SEPIRAN TABLETS	10TAB.	15.00	15.00	15.00	15.00	15.00	15.00	15.00	15.00	15.00	15.00
BRUFEN TABS 200-MG.	10TAB.	8.50	8.50	8.50	8.50	8.50	8.50	8.50	8.50	8.50	8.50
PANADOL TAB. EXTRA/PLAIN	10TAB.	7.00	7.00	7.00	7.00	7.00	7.00	7.00	7.00	7.00	7.00
DISPRIN TAB.	10TAB.	7.00	7.00	7.00	7.00	7.00	7.00	7.00	7.00	7.00	7.00
FLAGYL TAB. 200 MG.	10TAB.	10.00	10.00	10.00	10.00	10.00	10.00	10.00	10.00	10.00	10.00
VENTOLIN TAB. 2MG.	10TAB.	8.60	8.61	8.64	8.60	8.60	8.64	8.60	8.60	8.61	8.60
DAONIL TAB. 5 MG.	10TAB.	14.71	14.66	14.72	14.71	14.80	14.72	14.70	14.70	14.72	14.72
ENTOX TAB.	10TAB.	10.00	10.00	10.00	10.00	10.00	10.00	10.00	10.00	10.00	10.00
RENITEC TAB. 5 MG.	10TAB.	50.83	50.83	50.80	50.83	50.83	50.80	50.83	50.83	50.81	50.83
CAC. 1000 TAB	BOTTLE	61.00	61.00	61.00	61.00	61.00	61.00	61.00	61.00	61.00	61.00
AMOXIL CAPSOLE 250 MG.S	10CAP.	31.00	31.00	31.00	31.05	31.00	31.00	31.00	31.00	31.00	31.05
CALCIUM SYRUP SANDOZ	BOTTLE	64.00	64.00	64.00	64.00	64.00	64.00	64.00	64.00	64.00	64.00
LEDERPLEX SYRUP	BOTTLE	34.00	35.00	35.00	35.00	35.00	35.00	35.00	34.00	35.00	35.00
SANCOS SYRUP (50 ML.)	BOTTLE	26.00	26.00	26.00	26.00	26.00	26.00	26.00	26.00	26.00	26.00
PHENERGAN SYRUP 120 ML.	BOTTLE	27.00	27.00	27.00	27.00	27.00	27.00	27.00	27.00	27.00	27.00
CALPOL SYRUP 60 ML.	BOTTLE	25.00	25.00	25.00	25.00	25.00	25.00	25.00	25.00	25.00	25.00
HYDRYLLIN SYRUP 120 ML.	BOTTLE	30.00	30.00	30.00	30.00	30.00	30.00	30.00	30.00	30.00	30.00
POLYFAX EYE OINIMENT	TUBE	21.00	21.00	21.00	21.00	21.00	21.00	21.00	21.00	21.00	21.00
BEINESOL EYE DROPS	BOTTLE	29.47	29.47	29.47	29.47	29.47	29.47	29.47	29.47	29.47	29.47
BEINOVATE-N OINIMENT 5 GMS	TUBE	15.06	15.06	15.06	15.06	15.06	15.06	15.06	15.06	15.06	15.06
BURNOL CREAM 30 GRM	TUBE	16.00	16.00	16.00	16.00	16.00	16.00	16.00	16.00	16.00	16.00
GALKOS-D (450 GRMS)	PKT.	125.00	125.00	125.00	125.00	125.00	125.00	125.00	125.00	125.00	125.00
GRIPE-WATER WOODWARDS	BOTTLE	40.00	40.00	40.00	40.00	40.00	40.00	40.00	40.00	40.00	40.00
O.R.S. (NIMCOL)	PKT.	10.00	10.00	10.00	10.00	10.00	10.00	10.00	10.00	10.00	10.00
DETIOL (MEDIUM)	BOTTLE	41.76	41.76	41.76	41.76	41.76	41.76	41.76	41.76	41.76	41.76
COTTON BANDAGE 2" - 4"	EACH	8.00	8.50	8.00	7.00	4.00	8.00	5.00	5.00	7.00	4.00
THERMOMETER CHINA	EACH	35.00	35.00	37.50	35.83	30.00	37.50	40.00	40.00	40.00	30.00
JOUHAR JOSHANDA	PKT.	5.00	5.00	5.00	5.00	5.00	5.00	5.00	5.00	5.00	5.00
DOCTOR (MBBS) CLINIC FEE	P/PAT.	68.93	80.00	85.00	83.33	75.00	98.75	100.00	75.00	125.00	100.00

Contd.

## 7.11 Inter-City Consumer Prices for June, 2011

(Value in Rupees)

DESCRIPTION	UNIT	OKARA	D.G KHAN	JHELUM	BAHAWAL- NAGAR	VEHARI	MANWALI	ATTOCK	SAMUN- DARI	KARACHI	HYDER- ABAD
FOOD & BEVERAGES.											
WHEAT	10 KG.	225.00	225.00	243.75	221.25	225.00	220.00	232.50	220.00	270.00	247.50
WHEAT FLOUR FINE/SUPERIOR.	KG.	30.50	28.00	32.00	26.50	29.00	29.50	32.50	30.00	34.50	35.00
WHEAT FLOUR BAG	10 KG.	255.00	250.00	277.50	250.00	270.00	280.00	280.00	260.00	292.00	300.00
MAIDA	KG.	40.00	35.00	40.00	40.00	40.00	36.00	35.50	36.00	40.31	37.50
BESAN AV. QLTLY.	KG.	72.00	75.00	70.00	75.00	77.50	74.00	67.50	65.00	81.15	76.88
RICE BASMATI SUP. QLTLY.	KG.	87.50	80.00	90.00	85.00	87.50	88.00	112.50	90.00	98.08	91.25
RICE BASMATI 385/386	KG.	52.50	70.00	62.50	60.00	62.50	70.00	82.50	62.50	73.08	56.25
RICE BASMATI BROKEN AV.QLTY	KG.	57.50	50.00	62.50	50.00	50.00	60.00	64.00	60.00	51.23	50.00
RICE IRRI-6 (SINDH/PUNJAB)	KG.	42.50	40.00	45.00	42.00	38.00	45.00	45.00	47.50	42.62	39.75
PULSE MASOOR (WASHED)	KG.	102.50	110.00	112.50	115.00	120.00	120.00	97.50	95.00	104.04	101.25
PULSE MOONG (WASHED)	KG.	137.50	140.00	132.50	130.00	160.00	135.00	130.00	125.00	140.58	142.50
PULSE MASH (WASHED)	KG.	155.00	160.00	162.50	160.00	170.00	130.00	147.50	155.00	140.50	137.50
PULSE GRAM	KG.	67.00	70.00	67.50	65.00	70.00	62.00	65.50	62.00	71.31	70.63
GRAM WHOLE YELLOW AV.QLTY	KG.	102.50	110.00	117.50	100.00	120.00	110.00	125.00	100.00	111.00	121.25
MUSTARD OIL AV.QLTY.	KG.	155.00	150.00	180.00	170.00	155.00	170.00	185.00	160.00	163.08	160.00
COOKING OIL (DALDA)	2.5LTR	495.00	495.00	495.00	495.00	495.00	495.00	495.00	495.00	495.00	495.00
VEGETABLE GHEE TIN	2.5KG.	495.00	495.00	495.00	495.00	495.00	495.00	495.00	495.00	495.00	495.00
VEGETABLE GHEE (LOOSE)	KG.	166.00	172.00	170.00	170.00	175.00	165.00	167.50	165.00	164.00	164.38
SUGAR REFINED	KG.	64.50	69.00	70.00	70.00	70.00	70.00	70.00	69.00	67.62	68.00
GUR AV.QLTY	KG.	72.50	80.00	82.50	70.00	77.50	100.00	87.50	80.00	85.00	80.00
BETEL LEAVES	50GM.	55.00	50.00	47.50	40.00	57.50	55.00	67.50	52.50	52.50	55.63
BETEL NUTS	KG.	240.00	200.00	222.50	220.00	275.00	170.00	290.00	170.00	192.69	165.00
TEA BROCKBOND SUPREME 250GM. PKT.		151.32	151.32	151.32	151.32	151.32	151.32	151.32	151.32	151.32	151.32
TEA LIPTON YELLOW LABEL 200GM.PKT.		131.58	131.58	131.58	131.58	131.58	131.58	131.58	131.58	131.58	131.58
TEA LOOSE KENYA AV.QLTY 250GM.PKT.		130.00	120.00	117.50	115.00	115.00	110.00	122.50	120.00	120.00	110.00
MILK FRESH (UNBOILED)	LTR.	45.00	45.00	50.00	44.00	47.50	40.00	50.00	49.00	68.00	64.00
CURD	KG.	55.00	55.00	57.50	50.00	55.00	50.00	55.50	57.50	90.00	80.00
MILK TEIRA PACK 1/2 LTR.	PKT.	42.00	42.00	42.00	42.00	42.00	42.00	42.00	42.00	42.00	42.00
BUTTER LOCAL PACKED	50 GM.	22.00	20.00	30.00	12.00	20.00	30.00	20.00	25.00	23.00	18.00
COFFEE-NESCAFE 100 GM.	BOTTLE	230.00	220.00	230.00	220.00	220.00	220.00	230.00	230.00	220.00	220.00
LACTOGEN 400 GRAMS	PKT.	285.00	285.00	285.00	285.00	285.00	285.00	285.00	285.00	285.00	285.00
POWDER MILK NIDO 400GM.	PKT.	230.00	230.00	230.00	230.00	230.00	230.00	230.00	230.00	230.00	230.00
MILK POWDER LOOSE/PACKED	KG.	320.00	350.00	360.00	400.00	395.00	365.00	395.00	380.00	419.23	376.25
HONEY LANGANESE 500 GM.	BOTTLE	580.00	575.00	555.00	520.00	590.00	550.00	575.00	499.00	513.46	530.00
MILK 200 GM.	BOTTLE	110.00	110.00	120.00	110.00	110.00	110.00	120.00	110.00	120.00	120.00
CORNFLAKS FAJJI 225 GM.	PKT	120.00	120.00	120.00	120.00	120.00	120.00	120.00	120.00	120.00	110.00
VERMICELLI	KG.	45.00	50.00	65.00	60.00	51.00	65.00	62.50	50.00	58.62	56.25
CUSTARD POWDER RAHMAN 300 GM. PKT		60.00	60.00	60.00	60.00	60.00	60.00	60.00	60.00	60.00	60.00
JAM AHMED/MITCHELLES	BOTTLE	110.00	105.00	110.00	110.00	110.00	110.00	110.00	105.00	110.00	110.00
TOMATO KETCHUP AHMED/MITCHL	BOTTLE	65.00	65.00	70.00	65.00	70.00	70.00	70.00	70.00	70.00	65.00
PICKLES AHMED/MITCHELLES	BOTTLE	85.00	85.00	85.00	85.00	85.00	85.00	85.00	85.00	85.00	85.00
VINEGAR SYNTHETIC (SIRKA)	BOTTLE	64.00	72.00	65.00	65.00	72.00	45.00	58.00	75.00	55.00	42.00
SQUASH-MITCHELLES	BOTTLE	135.00	135.00	135.00	135.00	135.00	130.00	135.00	130.00	135.00	135.00
ROOH AFZA	BOTTLE	140.00	140.00	140.00	145.00	140.00	145.00	140.00	145.00	140.00	140.00
COLD DRINK (STANDARD SIZ)	BOTTLE	17.00	17.00	18.00	17.00	17.00	20.00	20.00	17.00	18.00	18.00
FRUIT JUICE TEIRA PACK	PKT.	12.00	12.00	13.00	12.00	15.00	15.00	12.00	15.00	15.00	15.00
ICE CREAM WALLS	CUP.	20.00	25.00	25.00	25.00	25.00	25.00	25.00	25.00	25.00	20.00
ICE	KG	10.00	5.00	9.00	5.00	3.50	3.00	10.00	5.00	10.00	7.25

Contd.

## 7.11 Inter-City Consumer Prices for June, 2011

(Value in Rupees)

DESCRIPTION	UNIT	OKARA	D.G KHAN	JHELUM	BAHAWAL- NAGAR	VEHARI	MANWALI	ATTOCK	SAMUN- DARI	KARACHI	HYDER- ABAD
CINAMON LOOSE AV. QLIY	50 GM.	15.00	15.00	20.00	18.00	14.50	20.00	15.50	20.00	19.31	19.50
CUMINSEED WHITE NATIONAL	50 GM.	45.00	45.00	45.00	45.00	45.00	45.00	45.00	45.00	45.00	45.00
PEPPER BLACK NATIONAL	50 GM.	51.00	51.00	51.00	51.00	51.00	50.00	51.00	51.00	50.50	50.00
CLOVES LOOSE AV.QLIY	50 GM.	40.00	45.00	47.50	50.00	32.50	45.00	39.00	40.00	50.00	51.25
CARDAMOM LARGE LOOSE AV.QLIY	50 GM.	140.00	130.00	132.50	150.00	145.00	140.00	127.50	135.00	130.00	130.00
CARDAMOM SMALL AV.QLIY	50 GM.	145.00	140.00	147.50	150.00	145.00	175.00	152.50	160.00	159.62	131.25
SALT-POWDERED (LAHORI) LOOSE	KG.	5.00	8.00	8.00	7.00	5.50	7.00	7.00	8.00	8.00	8.00
CHILLIES POWD.NATIONAL 200GM	PKT	122.00	122.00	122.00	122.00	122.00	120.00	122.00	122.00	120.00	120.00
CORRIANDER SEED POWD.NATIONAL	PKT	75.00	75.00	75.00	75.00	75.00	75.00	75.00	75.00	75.00	75.00
TURMERIC POWD.NATIONAL 50GM	PKT.	35.00	35.00	35.00	35.00	35.00	35.00	35.00	35.00	35.00	35.00
CURRY POWD. NATIONAL 200 GM	PKT.	75.00	75.00	75.00	80.00	80.00	80.00	80.00	75.00	75.00	75.00
COCONUT DRY AV.QLIY.	KG.	255.00	200.00	225.00	200.00	235.00	220.00	210.00	190.00	190.77	202.50
DATES AV.QLIY.	KG.	160.00	120.00	195.00	160.00	160.00	160.00	175.00	180.00	114.62	115.00
PISTACHIO AV.QLIY.	50 GM.	95.00	75.00	87.50	80.00	82.50	85.00	87.50	82.50	97.50	80.63
ALMONDS WHOLE AV.QLTY.	KG.	410.00	400.00	335.00	400.00	312.50	300.00	345.00	360.00	363.46	387.50
RAISINS AV.QLTY.	50 GM.	15.00	15.00	19.50	15.00	19.00	15.00	19.00	19.00	17.77	16.00
GROUNDNUTS (WITH SHELL)	KG.	200.00	120.00	205.00	200.00	125.00	160.00	135.00	170.00	190.00	118.13
BREAD PLAIN MEDIUM SIZE	EACH	30.00	35.00	30.00	30.00	30.00	30.00	26.00	30.00	29.00	32.00
RUSK (PAPAY)	KG.	160.00	140.00	180.00	140.00	160.00	140.00	140.00	130.00	140.00	103.75
BISCUITS-PACKED	PKT	25.00	30.00	30.00	30.00	30.00	25.00	25.00	25.00	25.00	25.00
BISCUIT-BAKERY (LOOSE)	250 GM	65.00	60.00	70.00	60.00	57.50	55.00	55.00	52.50	56.54	40.00
TOFFEE (HILAL)	EACH	1.00	1.00	1.00	1.00	1.00	1.00	1.00	1.00	1.00	1.00
CHOCOLATE CANDY (SMALL SIZE)	EACH	5.00	5.00	5.00	5.00	5.00	5.00	5.00	5.00	5.00	5.00
CIGARETTES K-2 10'S	PKT	14.00	14.00	15.00	15.00	14.00	14.00	15.00	14.00	15.00	14.00
CIGARETTES CAPSTAN 10'S	PKT	24.00	24.00	24.00	24.00	24.00	24.00	24.00	24.00	24.00	24.00
CIGARETTES GOLD LEAF 20'S	PKT	65.00	70.00	65.00	70.00	70.00	65.00	70.00	65.00	70.00	70.00
CIGARETTES MORVEN GOLD 20'S	PKT	28.00	30.00	30.00	30.00	30.00	28.00	30.00	28.00	30.00	30.00
BREAD TANDOORI ST. SIZE	EACH	5.00	4.00	4.00	6.00	4.00	4.00	5.50	4.50	6.50	7.00
COOKED MUTTON (AV. HOTEL)	PLATE	90.00	80.00	115.00	120.00	80.00	90.00	130.00	100.00	77.50	82.50
COOKED BEEF (AV. HOTEL)	PLATE	60.00	52.00	55.00	70.00	60.00	60.00	65.00	70.00	46.54	45.00
COOKED DAL (AV. HOTEL)	PLATE	35.00	35.00	40.00	40.00	30.00	35.00	40.00	30.00	31.54	33.75
TEA PREPARED (ORDINARY)	CUP	15.00	12.00	12.00	13.00	12.00	15.00	15.00	12.00	12.00	13.00
SAMOSA (VEGATABLE)	EACH	10.00	7.00	10.00	11.00	12.00	15.00	8.50	12.00	7.31	7.00
PASTRY AV.QLTY.	EACH	25.00	20.00	25.00	20.00	20.00	20.00	25.00	16.00	14.92	12.38
PATTIES (VEGATABLES)	EACH	20.00	18.00	20.00	16.00	11.00	20.00	13.00	15.00	11.31	8.00
SWEETMEAT (MIXED)	KG	200.00	240.00	265.00	220.00	240.00	260.00	240.00	200.00	320.00	260.00
FISH-RAHU MEDIUM SIZE	KG	205.00	180.00	185.00	160.00	287.50	300.00	185.00	200.00	261.15	212.50
BEEF WITH BONE AV.QLTY.	KG	165.00	220.00	225.00	200.00	200.00	200.00	220.00	200.00	230.00	220.00
MUTTON AV.QLTY.	KG	300.00	440.00	440.00	360.00	350.00	350.00	465.00	400.00	480.00	440.00
CHICKEN FARM BROILER (LIVE)	KG	120.00	120.00	118.00	120.00	120.00	123.00	126.00	110.00	140.00	135.00
EGGS FARM	DOZ	64.00	60.00	70.00	59.00	70.00	65.00	67.00	63.00	69.00	73.00
POTATOES	KG	21.00	30.00	29.00	25.00	22.50	22.00	25.00	30.00	24.50	27.00
ONION	KG	27.50	15.00	15.00	10.00	20.00	10.00	15.00	12.50	13.27	12.75
TURNIP	KG										
RADISH	KG										
TOMATOES	KG	17.50	30.00	17.50	20.00	20.00	10.00	10.00	11.00	40.00	42.00
CABBAGE	KG										
CAULIFLOWER	KG										
BRINJAL	KG	21.00	20.00	22.50	20.00	25.00	20.00	20.00	11.00	38.27	42.00
PUMPKIN	KG	27.50	20.00	27.50	10.00	15.00	15.00	27.50	12.00	25.00	28.75

Contd.



## 7.11 Inter-City Consumer Prices for June, 2011

(Value in Rupees)

DESCRIPTION	UNIT	OKARA	D.G KHAN	JHELUM	BAHAWAL- NAGAR	VEHARI	MANWALI	ATTOCK	SAMUN- DARI	KARACHI	HYDER- ABAD
BOTTLEGOURD	KG	18.00	20.00	17.50	24.00	20.00	25.00	20.00	13.50	28.27	23.75
LADY FINGER	KG	32.50	30.00	22.50	22.50	20.00	20.00	30.00	27.50	48.27	42.00
PEAS	KG										
SPINACH	KG										
TINDA	KG	55.00	30.00	22.50	45.00	40.00	35.00	30.00	35.00	41.31	44.00
TURAI	KG	25.00	20.00	27.50	20.00	15.00	30.00	22.00	20.00	33.08	32.50
KARAILA	KG	85.00	20.00	27.50	27.50	30.00	30.00	40.00	35.00	33.08	31.50
ARVI	KG	50.00	70.00	62.50	60.00	60.00	40.00	80.00	65.00	63.15	65.00
CHILLIES GREEN	KG	27.50	40.00	37.50	30.00	30.00	80.00	42.50	45.00	51.23	42.50
CARROT	KG										
GINGER	KG	125.00	120.00	117.50	130.00	120.00	180.00	120.00	100.00	122.69	121.25
GARLIC	KG	210.00	160.00	165.00	125.00	200.00	200.00	160.00	130.00	161.54	177.50
COCUMBER (KHEERA)	KG	21.00	40.00	22.50	13.75	30.00	20.00	15.00	35.00	33.08	42.00
MALTA/MOSAMBI	DOZ										
KINNU	DOZ										
APPLE	KG	190.00	120.00	105.00	150.00	130.00	120.00	95.00	120.00	96.15	97.50
ALOO BUKHARA	KG	115.00	80.00	82.50	140.00	190.00	70.00	90.00	90.00	208.46	172.50
POMEGRANATE (ANNAR)	KG										
GRAPES	KG										
BANANAS	DOZ	55.00	70.00	62.50	55.00	65.00	65.00	80.00	65.00	41.54	41.25
MANGO KALMI	KG	65.00	60.00	67.50	60.00	62.50	60.00	77.50	65.00	53.08	42.50
GUAVA	KG										
WATERMELON (TURBOOZ)	KG	20.00	20.00	12.50	12.50	16.50	10.00	15.00	11.00	24.46	24.38
MUSKMELON (KHARBOOZA)	KG	35.00	20.00	17.50	17.50	20.00	20.00	22.50	20.00	43.85	25.00
SWEETMELON (SARDA)	KG										
SWEETMELON (GARMA)	KG										
APPAREL, TEXTILE & FOOTWEAR.											
LONG CLOTH AV. Q.LITY.	METER	105.00	100.00	75.00	110.00	105.00	70.00	62.50	77.50	67.50	90.00
SHIRTING AV. Q.LITY.	METER	95.00	90.00	110.00	105.00	110.00	90.00	102.50	105.00	81.54	87.50
PANT CLOTH W & WEAR AV. Q.LITY	METER	262.50	250.00	312.50	350.00	360.00	325.00	230.00	290.00	282.69	287.50
LAWN AV. Q.LITY.	METER	105.00	100.00	97.00	110.00	100.00	75.00	92.50	110.00	100.00	90.00
VOIL AV. Q.LITY.	METER	87.00	70.00	62.50	95.00	80.00	55.00	62.50	72.50	68.27	40.00
GEORGETTE AV. Q.LITY	METER	105.00	90.00	90.00	100.00	105.00	75.00	102.50	97.50	90.00	70.00
LINEN AV. Q.LITY	METER	102.50	75.00	105.00	110.00	95.00	65.00	97.50	87.50	86.15	88.33
HEAVY WT. SUITING LAW.PUR	METER	825.00	1200.00	975.00	1000.00	850.00	800.00	975.00	825.00	987.50	1100.00
TROPICAL SUITING LAW.PUR	METER	775.00	700.00	825.00	800.00	700.00	700.00	825.00	825.00	765.63	800.00
TAILORING SHIRT	EACH	237.50	200.00	315.00	275.00	262.50	150.00	220.00	200.00	310.00	220.00
TAILORING COAT-PANT SUIT	SUIT	3325.00	2500.00	2950.00	2800.00	3300.00	2500.00	2700.00	2500.00	3600.00	2775.00
TAILORING AWAMI-SUIT (MALE)	SUIT	375.00	250.00	337.50	300.00	387.50	300.00	312.50	275.00	423.08	330.00
TAILORING SUIT FEMALE	SUIT	375.00	200.00	312.50	275.00	237.50	225.00	250.00	275.00	309.62	185.00
BRASSIER AV. Q.LITY.	EACH	105.00	85.00	95.00	105.00	85.00	105.00	98.00	95.00	100.00	75.00
DOPATTA GEORGETTE AV. Q.LITY.	EACH	250.00	180.00	215.00	200.00	200.00	150.00	215.00	200.00	159.23	136.25
CHADDAR (W/WEAR) (2x2.5 MIR)	EACH	235.00	225.00	295.00	368.75	312.50	165.00	262.50	320.00	251.54	250.00
PANT BOY 24"/26" LENGIH.	EACH	375.00	350.00	387.50	400.00	262.50	300.00	387.50	290.00	311.35	247.50
SHIRT BOY 24"/26" LENGIH	EACH	287.50	230.00	312.50	350.00	195.00	185.00	235.00	250.00	285.58	250.00
SCHOOL UNI. PANT,SHIRT BOYS	SUIT	525.00	405.00	410.00	600.00	337.50	400.00	425.00	325.00	442.31	450.00
SCHOOL UNI. KAMEEZ,SHAL.BOYS	SUIT	475.00	425.00	407.50	550.00	312.50	400.00	410.00	412.50	427.88	444.17
SCHOOL UNI. KAMEEZ,SHAL.GIRL	SUIT	525.00	430.00	355.00	550.00	312.50	400.00	360.00	412.50	427.88	450.00
FROCK W/WEAR GIRLS	EACH	425.00	700.00	625.00	800.00	425.00	450.00	925.00	400.00	505.77	540.00

Contd.

## 7.11 Inter-City Consumer Prices for June, 2011

(Value in Rupees)

DESCRIPTION	UNIT	OKARA	D.G KHAN	JHELUM	BAHAWAL-NAGAR	VEHARI	MANWALI	ATTOCK	SAMUNDARI	KARACHI	HYDER-ABAD
AWAMI-SUIT W & W(BOY) 24"/26	SUIT	725.00	600.00	725.00	800.00	500.00	550.00	925.00	450.00	480.00	440.00
LINGI/DHOTI(COTTON) AVG. Q.LTY	EACH	156.25	200.00	155.00	300.00	155.00	175.00	225.00	200.00	175.00	143.75
UNDERWEAR AV. Q.LTY MEDIUM SIZE	EACH	105.00	100.00	110.00	100.00	77.50	95.00	87.50	57.50	85.96	70.00
VEST FOR MEN AV. Q.LTY.	EACH	110.00	90.00	110.00	110.00	77.50	95.00	87.50	82.50	85.96	76.25
SOCKS NYLON (PAKISTANI)	PAIR	105.00	60.00	82.50	85.00	77.50	80.00	62.50	42.50	40.96	45.00
AWAMI-SUIT W&W (GENTS)AV. Q.LTY	SUIT	850.00	975.00	1025.00	950.00	787.50	650.00	1000.00	575.00	782.69	725.00
PULLOVER GENTS OXFORD/BON.	EACH	1900.00	1745.00	2050.00	1995.00	2280.00	2200.00	2050.00	1650.00	2000.00	1995.00
PULLOVER LADIES OXFORD/BON.	EACH	1750.00	1650.00	2050.00	1900.00	2280.00	2100.00	2100.00	1650.00	2000.00	1696.00
PULLOVER (GENTS) OTHERS A.QTY	EACH	350.00	350.00	625.00	750.00	487.50	600.00	675.00	375.00	856.98	725.00
SECOND-HAND COAT FOR MEN	EACH	250.00	225.00	175.00	300.00	250.00	390.00	165.00	425.00	275.00	156.67
GENTS SHOES TARGET BATA	PAIR	799.00	799.00	799.00	799.00	799.00	799.00	799.00	799.00	799.00	799.00
GENTS SANDAL BIN BATA	PAIR	499.00	499.00	499.00	499.00	499.00	499.00	499.00	499.00	499.00	499.00
GENTS CHAPPAL SPRING BATA	PAIR	139.00	139.00	139.00	139.00	139.00	139.00	139.00	139.00	139.00	139.00
LADIES SANDAL PISA BATA	PAIR	399.00	399.00	399.00	399.00	399.00	399.00	399.00	399.00	399.00	399.00
LADIES SFOUNG CHAPPAL BATA	PAIR	139.00	139.00	139.00	139.00	139.00	139.00	139.00	139.00	139.00	139.00
CHILD SHOE BIRO BATA	PAIR	549.00	549.00	549.00	549.00	549.00	549.00	549.00	549.00	549.00	549.00
GENTS SHOE, ART 1109 SERVICE	PAIR	679.00	679.00	679.00	679.00	679.00	679.00	679.00	679.00	679.00	679.00
CHEETHA 50 SIZE 3-5	PAIR	1049.00	1049.00	1049.00	1049.00	1049.00	1049.00	1049.00	1049.00	1049.00	1049.00
BOOT POLISH CHERRY/KIWI 50ML	EACH	45.00	45.00	45.00	45.00	45.00	45.00	45.00	45.00	45.00	45.00
SHOE REPAIR HALF SOLE	PAIR	65.00	50.00	100.00	50.00	52.50	90.00	85.00	80.00	98.00	52.50
HOUSE RENT.											
HOUSE RENT INDEX	MONTH	200.79	239.61	232.84	239.61	239.61	217.40	232.84	217.40	213.81	241.18
FUEL AND LIGHTING.											
KEROSENE OIL	LITR	95.76	93.79	97.29	98.79	96.79	91.79	96.79	92.79	98.99	94.84
FIREWOOD WHOLE	40 KG.	387.50	250.00	365.00	440.00	310.00	220.00	290.00	287.50	320.00	300.00
MATCH BOX SMALL	EACH	1.00	1.00	1.00	1.00	1.00	1.00	1.00	1.00	1.00	1.00
BULB PHILLIPS 100-WATTS	EACH	24.00	24.00	25.00	25.00	24.00	25.00	24.00	25.00	24.00	24.00
TUBE LIGHT PHILLIPS 40 WATTS	EACH	90.00	85.00	90.00	90.00	90.00	90.00	90.00	90.00	90.00	90.00
ELECT.CHARGES UPTO 50 UNITS	P/UNIT	1.87	1.87	1.87	1.87	1.87	1.87	1.87	1.87	1.87	1.87
ELECT.CHARGES 01 - 100 UNIT	P/UNIT	4.54	4.54	4.54	4.54	4.54	4.54	4.54	4.54	4.54	4.54
ELECT.CHARGES 101 - 300 UNIT	P/UNIT	6.86	6.86	6.86	6.86	6.86	6.86	6.86	6.86	6.86	6.86
ELECT.CHARGES 301 - 1000 UNIT	P/UNIT	10.65	10.65	10.65	10.65	10.65	10.65	10.65	10.65	10.65	10.65
ELECT.CHARGES ABOVE 1000 UNIT	P/UNIT	13.29	13.29	13.29	13.29	13.29	13.29	13.29	13.29	13.29	13.29
GAS CHRg upto 3.3719	MMBTU	110.20	110.20	110.20				110.20		110.20	110.20
GAS CHRg 3.3719 - 6.7438	MMBTU	220.40	220.40	220.40				220.40		220.40	220.40
GAS CHRg 6.7438 - 10.1157	MMBTU	928.00	928.00	928.00				928.00		928.00	928.00
GAS CHRg 10.1157 - 13.4876	MMBTU	1167.42	1167.42	1167.42				1167.42		1167.42	1167.42
GAS CYLINDER STAND. SIZE	EACH	1450.00	1150.00	1200.00	1250.00	1130.00	1300.00	1130.00	1200.00	990.00	1045.00
H.HOLD.FURNITURE & EQUIPMENT ETC.											
S.STEEL DEGHCHI MEDIUM SIZE	EACH	525.00	375.00	435.00	530.00	612.50	375.00	430.00	580.00	457.69	387.50
S.STEEL PLATE A.Q.LTY. (M.SIZE)	EACH	65.00	60.00	42.50	65.00	60.00	70.00	57.50	57.50	67.50	41.25
TEA-SET S.STEEL 3 PCS. M.SIZE SET		625.00	750.00	575.00	400.00	562.50	775.00	525.00	490.00	492.50	317.50
TABLE SPOON S.STEEL SUP.Q.LTY. DOZEN		290.00	300.00	315.00	300.00	235.00	250.00	260.00	300.00	263.08	235.00
WATER-SET S.STEEL SUP.Q.LTY SET		875.00	950.00	640.00	925.00	825.00	800.00	712.50	775.00	675.00	650.00
TEA SET PAK. CHINAWARE 21 PCS.SET		1250.00	1400.00	1350.00	1300.00	1175.00	1000.00	1275.00	1300.00	1034.62	900.00
DINNER SET PLASTIC 35 PCS.	SET	1150.00	1800.00	1600.00	1000.00	1050.00	1200.00	1650.00	1150.00	1211.54	837.50
HOIPOT SET PLASTIC 3 PCS.	SET	875.00	1000.00	1175.00	1150.00	825.00	750.00	1075.00	1000.00	816.35	800.00

Contd.

## 7.11 Inter-City Consumer Prices for June, 2011

(Value in Rupees)

DESCRIPTION	UNIT	OKARA	D.G KHAN	JHELUM	BAHAWAL-NAGAR	VEHARI	MANWALI	ATTOCK	SAMUNDARI	KARACHI	HYDER-ABAD
BUCKET(BALTI) PLASTIC MED.SIZ EACH		237.50	250.00	265.00	300.00	195.00	175.00	182.50	212.50	196.54	212.50
SUITCASE REXIN (24"x16"x6") EACH		800.00	850.00	700.00	800.00	612.50	750.00	900.00	637.50	559.62	498.75
PRESURE COOKER 4 LITR. EACH		1200.00	850.00	1212.50	1175.00	1050.00	900.00	1175.00	1200.00	965.38	737.50
ELECTRIC JUICER FOR APPLE EACH		6500.00	4500.00	6650.00	5600.00	6500.00	4500.00	6600.00	4500.00	2809.76	2800.00
WATER COOLER 9/10 LITR.PLASTIC EACH		425.00	425.00	475.00	500.00	387.50	425.00	350.00	475.00	382.69	362.50
THERMOS STARVAC 1 LITR EACH		350.00	370.00	362.50	400.00	337.50	300.00	325.00	375.00	289.58	255.00
CHAIR SHESHAM WOOD WITH ARMS EACH		1450.00	1000.00	1350.00	1500.00	950.00	1000.00	1450.00	1050.00	972.73	775.00
TABLE SHESHAM WOOD (4X2X5") EACH		6000.00	2500.00	2550.00	6000.00	2500.00	2200.00	3100.00	4250.00	4254.55	3450.00
SOFASET WOODEN WITH FOAM SEAT SET		14500.00	12000.00	10750.00	14000.00	12500.00	15000.00	10500.00	14500.00	10363.64	7533.33
COT IRON (WITH NIWAR)AV.QLIY. EACH		1450.00	1400.00	1175.00	1600.00	1350.00	1200.00	1100.00	1450.00	1450.00	1325.00
ALMIRAH (STEEL) 6'X3' 20 GIAGEEACH		7750.00	8500.00	6550.00	9000.00	9250.00	7200.00	5300.00	8100.00	7050.00	5416.67
DINNING TABLE 6 CHAIRS A.QLITY SET		15000.00	14000.00	13750.00	15000.00	15500.00	12000.00	11500.00	15000.00	12000.00	9850.00
SINGLE BED WITHOUT FOAM MED. EACH		5000.00	4000.00	3750.00	4000.00	4100.00	2500.00	2900.00	3700.00	4410.00	3925.00
MATRESS SINGLE(4"THICK) EACH		4000.00	4250.00	3665.00	4360.00	4000.00	3500.00	3450.00	3825.00	4000.00	4000.00
MARRIAGE HALL WITH FURNITURE P/HEAD		95.00	65.00	95.00	100.00	85.00	50.00	95.00	100.00	86.54	60.00
HOUSEHOLD SERVANT FEMALE P/T P/MNIH		1075.00	900.00	900.00	1100.00	1150.00	1200.00	625.00	1300.00	786.54	800.00
QUILT (LIHAF) 3 KG. COTTON EACH		875.00	500.00	512.50	800.00	525.00	700.00	575.00	750.00	571.15	475.00
BLANKET (90" x 54") EACH		1650.00	1800.00	2100.00	2200.00	2300.00	2300.00	2500.00	2250.00	1800.00	1869.25
BEDSHEET SINGLE BED SUP.QLIY EACH		400.00	425.00	337.50	450.00	462.50	300.00	325.00	425.00	288.46	300.00
DARI COTTON (6'x2 1/2') AV.QL EACH		700.00	400.00	287.50	600.00	237.50	450.00	525.00	375.00	308.33	236.25
FARSHI DARI 12'X9' AV.QLITY EACH		1026.00	1000.00	887.50	1000.00	1125.00	1250.00	1250.00	1125.00	1010.00	790.00
CARPET PLAIN AV. QLITY SQFT.		29.00	20.00	28.00	32.00	29.00	50.00	21.00	65.00	45.44	36.00
TOWEL(3'x2') AV. QALITY EACH		180.00	140.00	185.00	190.00	192.50	175.00	170.00	115.00	114.62	116.25
GAS BURNER DOUBLE SPFY.BRAND EACH		1350.00	1300.00	1575.00	1550.00	1250.00	1000.00	1350.00	1300.00	1360.00	931.25
ELECT. IRON PHILIPS MDL.1120 EACH		1075.00	1050.00	1050.00	950.00	1000.00	1050.00	1000.00	950.00	1000.00	1150.00
CEILING FAN 48" SUPER QLITY EACH		2475.00	2675.00	2600.00	2650.00	2675.00	1900.00	2675.00	2550.00	2300.00	2160.00
PEDESTAL FAN 22" SUPER QLITY EACH		3650.00	3620.00	3250.00	3650.00	3750.00	2600.00	2975.00	3400.00	3850.00	3350.00
WASHING MACHINE SINGER EACH		13950.00	13950.00	13950.00	13950.00	13950.00	13950.00	13950.00	13950.00	13950.00	13950.00
SEWING MACHINE(SINGER) EACH		4775.00	4675.00	4975.00	4775.00	4775.00	4775.00	4975.00	4775.00	4800.00	4925.00
WALL CLOCK QUARTZ AV.QLITY EACH		475.00	300.00	300.00	260.00	350.00	250.00	225.00	375.00	338.64	275.00
HAND STITCHING NEEDLE M.SIZE PACKET		3.00	4.00	8.00	3.00	6.00	3.00	6.50	5.00	5.00	5.00
SEWING THREAD/REEL(ASLI PARI) EACH		4.50	5.00	7.00	3.00	6.50	5.00	6.00	4.50	4.00	5.00
REFG. DAWLENCE 10 CFT. D.DOOR EACH		27600.00	22600.00	25000.00	24500.00	23800.00	23000.00	24800.00	24900.00	24800.00	27000.00
D-FREEZER WAVES 8 CFT. EACH		24250.00	22500.00	24250.00	24900.00	23200.00	21000.00	24500.00	24900.00	24900.00	24900.00
AIRCONDITIONER 1.5 TON PEL EACH		35000.00	36000.00	41000.00	39000.00	35000.00	38000.00	41000.00	40000.00	37500.50	42800.00
AIRCOOLER SUPER ASIA EACH		10000.00	9800.00	10050.00	11500.00	11000.00	8500.00	9800.00	9600.00	8500.00	7200.00
TRANSPORT & COMMUNICATION.											
PEIROL SUPER LITRE		87.75	87.50	87.00	89.80	88.25	87.80	87.86	87.60	86.98	87.64
HIGH SPEED DIESEL HSD LITRE		94.95	95.26	94.40	96.45	95.90	95.30	95.17	94.85	94.38	94.97
CNG K.G.										56.80	56.80
MOTOR CYCLE SERVICE CHARGES EACH		100.00	150.00	210.00	200.00	145.00	190.00	230.00	150.00	232.69	250.00
CAR SERVICE CHARGES EACH		250.00	200.00	250.00	200.00	250.00	250.00	245.00	200.00	300.00	300.00
MOTORCYCLE HONDA CD-70. EACH		66200.00	65900.00	66000.00	66000.00	65900.00	64500.00	65900.00	65900.00	65352.94	65500.00
MOTORCYCLE YAMAHA 100CC. EACH		73900.00	73900.00	72900.00	74800.00	73900.00	72000.00	72500.00	73900.00	72900.00	72000.00
CAR SUZUKI 800 CC (W/O. A/C) EACH		480000.00	535000.00	496000.00		520000.00	510000.00	500000.00	480000.00	499000.00	481000.00
BICYCLE WITH TYRES & TUBES EACH		6000.00	6200.00	6450.00	6400.00	6450.00	5800.00	6300.00	6200.00	5500.00	6300.00
TYRE CAR WITH TUBE GENERAL EACH		2900.00	2500.00	2525.00	2800.00	2550.00	2300.00	2450.00		2500.00	2500.00
TYRE MOTOR CYCLE WITHOUT TUBE EACH		760.00	750.00	1037.50	1000.00	1000.00	800.00	1000.00	1000.00	925.00	850.00
TYRE CYCLE SPECIFY BRAND NAME EACH		312.50	260.00	342.50	300.00	340.00	275.00	245.00	330.00	260.00	285.00

Contd.

## 7.11 Inter-City Consumer Prices for June, 2011

(Value in Rupees)

DESCRIPTION	UNIT	OKARA	D.G KHAN	JHELUM	BAHAWAL- NAGAR	VEHARI	MANWALI	ATTOCK	SAMUN- DARI	KARACHI	HYDER- ABAD
AUTO RICKSHAW FARES	KM/MIN	60.00	50.00	55.00	40.00	27.50	60.00	27.50	60.00	60.00	30.00
FULL TONGA CHARGES	KM/MIN	65.00	56.00	50.00	40.00	40.00	60.00	32.50	60.00	60.00	50.00
TAXI 4 SEATER FARE	KM/MIN		50.00		50.00	50.00	60.00	45.00	60.00	75.00	60.00
BUS FARE MIN (WITHIN CITY)	TICKET			12.00						13.00	7.00
BUS FARE MAX (WITHIN CIT	TICKET			25.00						16.00	15.00
BUS FARE OUTSIDE CITY	P/KM.	.70	.70	.70	.70	.70	.70	.70	.70	.95	.95
A/C BUS FARE OUTSIDE CITY	P/KM.	1.20	1.20	1.45	1.50	1.30	1.30	1.45	1.20	1.60	1.60
MINIBUS FARE MIN.WITH IN CITY	TICKET									14.00	8.00
MINIBUS FARE MAX.WITH IN CITY	TICKET									17.00	14.00
SUZUKI FARE MIN.WITH IN CITY	TICKET		8.00	8.00			15.00	10.00		5.00	7.00
SUZUKI FARE MAXIMM W.IN CITY	TICKET		8.00	9.00			15.00	10.00		7.00	10.00
TRAIN FARE ECO. 1-100 KM.	P/KM.	.68	.68	.68		.68	.68	.68		.68	.68
TRAIN FARE ECO. 101-500 KM.	P/KM.	.86	.86	.86		.86	.86	.86		.86	.86
TRAIN FARE ECO. > 500 KM.	P/KM.	.74	.74	.74		.74	.74	.74		.74	.74
TRAIN FARE IST SLP. 1-100KM	P/KM.	1.73	1.73	1.73		1.73	1.73	1.73		1.73	1.73
TRAIN FARE IST SLP.101-500 KM	P/KM.	2.13	2.13	2.13		2.13	2.13	2.13		2.13	2.13
TRAIN FARE IST SLP. > 500 KM	P/KM.	1.64	1.64	1.64		1.64	1.64	1.64		1.64	1.64
TRAIN FARE A/C SLP. 1-100KM.	P/KM	6.33	6.33	6.33		6.33	6.33	6.33		6.33	6.33
TRAIN FARE A/C SLP.101-500KM	P/KM.	6.22	6.22	6.22		6.22	6.22	6.22		6.22	6.22
TRAIN FARE A/C SLP > 500KM.	P/KM	4.68	4.68	4.68		4.68	4.68	4.68		4.68	4.68
PLATFORM TICKET	EACH	5.00	5.00	5.00		5.00	5.00	5.00		5.00	5.00
AIR FARE ECONOMY CLASS.	P/KM.									15.72	15.72
POSTAL ENVELOPE DOMESTIC	EACH	8.00	8.00	8.00	8.00	8.00	8.00	8.00	8.00	8.00	8.00
POSTAL REGISTRATION CHARGES	EACH	20.00	20.00	20.00	20.00	20.00	20.00	20.00	20.00	20.00	20.00
AEROGRAM FOR SAUDI ARABIA	EACH	39.00	39.00	39.00	39.00	39.00	39.00	39.00	39.00	39.00	39.00
U.M.S. REG CHARGES MIN.	EACH	35.00	35.00	35.00	35.00	35.00	35.00	35.00	35.00	35.00	35.00
T.C.S. CH. MIN.WITH IN ZONE	EACH	80.00	80.00	80.00	80.00	80.00	80.00	80.00	80.00	80.00	80.00
TELEPHONE CHARGES LOCAL CALL	P/CALL	3.59	3.59	3.59	3.59	3.59	3.59	3.59	3.59	3.59	3.59
CAR TAX FOR 800CC TO 1300CC	YEARLY	900.00	900.00	900.00	900.00	900.00	900.00	900.00	900.00	1250.00	1250.00
TEL CHARGES OUT SIDE CITY	P/CALL	3.59	3.59	3.59	3.59	3.59	3.59	3.59	3.59	3.59	3.59
INTERNET CHARGES	P/HOUR	10.00	20.00	35.00	20.00	30.00	30.00	25.00	15.00	16.80	16.88
RECREATION & ENTERTAINMENT.											
DAILY "DAWN"	P/COPY	15.00	15.00	15.00	15.00	15.00	15.00	15.00		15.00	15.00
DAILY "JANG"	P/COPY	10.00	10.00	10.00	10.00	10.00	10.00	10.00	10.00	10.00	10.00
DAILY "NAWA-E-WAQF"	P/COPY	10.00	10.00	10.00	10.00	10.00	10.00	10.00	10.00	10.00	10.00
WEEKLY "AKHEAR-E-JAHAN"	P/COPY	40.00	40.00	40.00	40.00	40.00	40.00	40.00	40.00	40.00	40.00
WEEKLY "MAG"	P/COPY	35.00	35.00	35.00	35.00	35.00	35.00	35.00	35.00	35.00	35.00
MONTHLY "NAUNHAL DIGEST"	P/COPY	25.00	25.00	25.00	25.00	25.00	25.00	25.00	25.00	25.00	25.00
RADIO WITH C.PLAYER NATIONAL	EACH	3000.00	2800.00	2050.00	1500.00	1450.00	2800.00	2050.00	2150.00	2026.47	2100.00
DRY CELL 1.5 VOLT(LOCAL)	EACH	15.00	18.00	15.00	20.00	20.00	20.00	15.00	20.00	15.00	15.00
T.V. 20" COLORED WEGA H-A21.	EACH	22325.00	23500.00	18100.00	18000.00	18600.00	18000.00	18100.00	22700.00	19500.00	17300.00
VIDEO GAME SEGA 16 BYTE	EACH	1450.00	1600.00	1050.00	1000.00	1225.00	1450.00	1175.00	1500.00	1297.73	1000.00
V.C.P. PANASONIC/LG/NAT	EACH	5200.00	5000.00	5750.00	4500.00	4100.00	6500.00	5550.00	5750.00	4021.62	5000.00
VID. CASSETTE BLK. TDK/SONY	EACH	150.00	130.00	105.00	162.50	165.00	130.00	105.00	120.00	135.58	120.00
TAPE RECORDER CASSETTE BLANK	EACH	40.00	35.00	47.50	50.00	57.50	40.00	42.50	55.00	45.38	55.00
CINEMA A/C. HIGH CLASS	TICKET	30.00	35.00	20.00	40.00	45.00	35.00	30.00	50.00	49.52	40.00
CINEMA NON-A/C HIGH CLASS	TICKET	30.00	35.00	20.00	30.00	45.00	20.00	30.00	45.00	22.73	40.00
TV.LICENCE FEE DOMESTIC	YEARLY	420.00	420.00	420.00	420.00	420.00	420.00	420.00	420.00	420.00	420.00
EDUCATION.											
SCHOOL FEE PRIMARY ENG.MED.	MONIH	1275.00	450.00	1723.75	750.00	737.50	550.00	587.50		838.46	462.50

Contd.

## 7.11 Inter-City Consumer Prices for June, 2011

(Value in Rupees)

DESCRIPTION	UNIT	OKARA	D.G KHAN	JHELUM	BAHAWAL- NAGAR	VEHARI	MANWALI	ATTOCK	SAMUN- DARI	KARACHI	HYDER- ABAD
SCHOOL FEE 2ND-RY ENG.MED.	MONIH	1250.00	700.00	1620.00	1350.00	912.50	1100.00	937.50	650.00	871.15	653.13
GOVT. COLLEGE FEE 1ST. YEAR	MONIH	50.00	50.00	50.00	50.00	50.00	50.00	50.00	50.00	35.00	35.00
GOVT. COLLEGE FEE 4TH. YEAR	MONIH	60.00	60.00	60.00	60.00	60.00	60.00	60.00	60.00	67.50	67.50
GOVT. UNIVERSITY FEE MSC.	MONIH		210.00	80.00		183.33	100.00	77.50	70.00	433.33	354.17
GOVT. MED. COLLEGE FEE MBBS	MONIH							873.00	368.00	2000.00	2000.00
GOVT. ENGG. COLL. FEE I YEAR	MONIH							600.00	3200.00	787.50	841.66
PAPER FOOLSCAPE (27"x17")	QUIRE	24.00	20.00	45.00	20.00	30.00	35.00	45.00	35.00	28.00	25.00
EXERCISE BOOK LINED 80/100 PGSEACH		32.50	25.00	37.50	40.00	25.00	30.00	42.50	42.50	29.00	12.00
PENCILGOLDFISH/DEER	EACH	5.00	5.00	5.50	5.00	5.00	5.00	5.50	5.00	5.00	5.00
FOUNTAIN PEN YOUTH CHINA	EACH	35.00	25.00	40.00	35.00	30.00	35.00	40.00	32.50	27.50	25.00
PEN INK DOLLOR 57 ML BOTTLE	EACH	15.00	15.00	20.00	15.00	15.00	15.00	20.00	15.00	15.00	15.00
BALL PEN (local)	EACH	5.00	5.00	5.00	5.00	5.00	5.00	5.00	5.00	5.00	5.00
ENGLISH BOOK CLASS VI	EACH	22.00	22.00	22.00	22.00	22.00	22.00	22.00	22.00	26.40	26.40
ENGLISH BOOK CLASS IX OR X	EACH	53.00	53.00	53.00	53.00	53.00	53.00	53.00	53.00	30.45	30.45
ENG. BOOK 1ST.YR COMPLETE SET	EACH	68.00	68.00	68.00	68.00	68.00	68.00	68.00	68.00	81.10	81.10
URDU BOOK CLASS V (T.B.BORD)	EACH	31.00	31.00	31.00	31.00	31.00	31.00	31.00	31.00	42.05	42.05
URDU BOOK CLASS IX/X(T.B.B)	EACH	105.00	105.00	105.00	105.00	105.00	105.00	105.00	105.00	38.70	38.70
URDU BOOK 1ST.YEAR/INTER	EACH	45.00	45.00	45.00	45.00	45.00	45.00	45.00	45.00	32.70	32.70
MAIHS BOOK CALSS V (T.B.B)	EACH	44.00	44.00	44.00	44.00	44.00	44.00	44.00	44.00	37.60	37.60
MAIHS BOOK CLASS IX OR X	EACH	150.00	150.00	150.00	150.00	150.00	150.00	150.00	150.00	67.55	67.55
MAIHS BOOK 1ST.YEAR (T.B.B)	EACH	128.00	128.00	128.00	128.00	128.00	128.00	128.00	128.00	78.60	78.60
COMP. WITH PRINTER & SPEAKER	EACH	41000.00	35000.00	35700.00	47500.00	38500.00	25000.00	92250.00	36500.00	27455.17	28500.00
COM. C.D. (TDK/IMATION)	EACH		60.00	65.00	50.00	72.50	30.00	75.00	60.00	50.00	80.00
CLEANING LAUNDRY & PER.APPEARANCE.											
WASHING SOAP	CAKE	12.00	18.00	24.50	20.00	18.00	25.00	17.00	17.00	12.00	12.00
SURF (MEDIUM) 100 GRM	EACH	20.00	20.00	20.00	20.00	20.00	20.00	20.00	20.00	20.00	20.00
WASHING POWDER 1000 GRM	EACH	145.00	135.00	145.00	135.00	145.00	135.00	145.00	145.00	145.00	135.00
CLEANSER POWDER VIM 1000 GM	PKT.	45.00	45.00	52.00	42.00	50.00	45.00	52.00	42.00	45.00	45.00
FINIS 500 ML	BOTTLE	105.00	100.00	115.00	100.00	110.00	110.00	115.00	105.00	95.00	110.00
ROBIN BLUE (35 GRAMS)	PKT.	20.00	20.00	20.00	20.00	20.00	20.00	20.00	20.00	20.00	20.00
TOILET SOAP LUX 95 GRAMS	EACH	28.00	28.00	28.00	28.00	28.00	28.00	28.00	28.00	30.00	28.00
TOILET SOAP LIFEBOUY 140 GRM	EACH	28.00	30.00	30.00	28.00	30.00	28.00	30.00	28.00	30.00	30.00
TOOTHPASTE MACKLINES 70 GRM	EACH	36.00	36.00	36.00	36.00	36.00	36.00	36.00	36.00	36.00	36.00
TOOTHRUSH SHEILD A/PLAQUE	EACH	35.00	35.00	22.00	25.00	25.00	42.00	22.00	40.00	32.50	30.00
TOOTHPOWDER DENTONIC 90 GRM	EACH	20.00	20.00	20.00	20.00	20.00	20.00	20.00	20.00	20.00	20.00
BLADE TREET ORDINARY 10'S	PKT.	28.00	25.00	25.00	25.00	25.00	25.00	25.00	25.00	25.00	28.00
BLADE 7-O-CLOCK STAIN. 5'S	PKT.	35.00	30.00	30.00	25.00	27.00	35.00	32.00	30.00	30.00	28.00
DISPOSABLE RAZOR GILLET-II	EACH	30.00	30.00	35.00	35.00	35.00	35.00	35.00	35.00	35.00	35.00
SHAVING CREAM TOUCH-ME/ADM.	EACH	55.00	55.00	50.00	50.00	55.00	50.00	55.00	50.00	50.00	50.00
NAIL POLISH S.MISS/MEDORA	EACH	75.00	45.00	85.00	45.00	45.00	60.00	85.00	45.00	90.00	60.00
LIPSTICK S.MISS/MEDORA	EACH	90.00	90.00	90.00	90.00	90.00	90.00	90.00	90.00	90.00	90.00
PERFUME MED.SIZE MEDORA/BROACHE	EACH	90.00	90.00	90.00	90.00	90.00	90.00	90.00	90.00	90.00	90.00
SHAMPOO PLAIN MEDORA 200 ML.	BOTTLE	90.00	90.00	90.00	90.00	90.00	90.00	90.00	90.00	85.00	90.00
FACECREAM PONS (MEDIUM)	EACH	85.00	80.00	90.00	80.00	85.00	85.00	90.00	80.00	85.00	80.00
TALC POWDER VICE ROAY,B.CAT	EACH	105.00	105.00	120.00	120.00	120.00	105.00	120.00	105.00	105.00	105.00
HAIR-OIL AMLA/CHAMBELI	BOTTLE	75.00	80.00	70.00	80.00	80.00	70.00	70.00	75.00	80.00	75.00
ERYLCREEM 210 ML.	EACH	150.00	125.00	125.00	125.00	120.00	135.00	125.00	140.00	128.27	120.00
HAIRCUT CHARGES FOR MEN	P/CUT	50.00	40.00	40.00	50.00	42.50	40.00	45.00	45.00	43.85	50.00

Contd.

## 7.11 Inter-City Consumer Prices for June, 2011

(Value in Rupees)

DESCRIPTION	UNIT	OKARA	D.G KHAN	JHELUM	BAHAWAL- NAGAR	VEHARI	MANWALI	ATTOCK	SAMUN- DARI	KARACHI	HYDER- ABAD
BEAUTY FORL HAIR STYL CHARGE	P/STY.	95.00	100.00	180.00	175.00	145.00	200.00	212.50	200.00	375.00	143.75
HAIR-COLOUR BEGIN (6 GMS)	EACH	80.00	80.00	80.00	80.00	80.00	80.00	80.00	85.00	80.00	80.00
GOLD TEZABI 24 CT	10 GM.	41084.00	41580.00	42010.00	41400.00	41152.00	41200.00	42010.00	42000.00	42524.00	42400.00
SILVER TEZABI 24 CT	10 GM.	1020.00	1046.00	1030.00	1175.00	1045.00	1050.00	1033.50	1045.00	1230.00	1200.00
ARTIFICIAL JEWELLARY SET	SET	250.00	350.00	362.50	750.00	187.50	400.00	575.00	375.00	375.00	184.38
TISSU PAPER PERFUMED 100 PCS. PKT		75.00	80.00	80.00	75.00	80.00	80.00	80.00	75.00	75.00	75.00
TOILET PAPER ROLL (R.PETEL)	P/ROLL	25.00	27.00	27.00	30.00	27.00	27.00	27.00	30.00	25.00	25.00
WASHING CH. SHIRT	EACH	20.00	25.00	22.50	20.00	30.00	30.00	27.50	27.50	25.96	20.31
DRY CLEANING SUIT COAT PANT	SUIT	250.00	200.00	360.00	200.00	212.50	150.00	240.00	250.00	178.85	190.00
WASHING CH. (KAMIZ-SHALWAR)	PAIR	50.00	50.00	45.00	40.00	50.00	45.00	50.00	40.00	43.08	37.50
WRIST WATCH GENTS CITIZEN	EACH	2000.00	1400.00	3550.00	400.00	2000.00	2500.00	1650.00	1600.00	1740.00	2000.00
WRIST WATCH LADIES CITIZEN	EACH	1900.00	1400.00	3550.00	375.00	2000.00	2500.00	1650.00	1600.00	1621.05	2000.00
MEDICARE.											
SEPIRAN TABLETS	10TAB.	15.00	15.00	15.00	15.00	15.00	15.00	15.00	15.00	15.00	15.00
BRUFEN TABS 200-MG.	10TAB.	8.50	8.50	8.50	8.50	8.50	8.50	8.50	8.50	8.50	8.50
PANADOL TAB. EXTRA/PLAIN	10TAB.	7.00	7.00	7.00	7.00	7.00	7.00	7.00	7.00	7.00	7.00
DISPRIN TAB.	10TAB.	7.00	7.00	7.00	7.00	7.00	7.00	7.00	7.00	7.00	7.00
FLAGYL TAB. 200 MG.	10TAB.	10.00	10.00	10.00	10.00	10.00	10.00	10.00	10.00	10.00	10.00
VENIOLIN TAB. 2MG.	10TAB.	8.71	8.60	8.60	8.60	8.60	8.60	8.64	8.61	8.85	8.60
DAONIL TAB. 5 MG.	10TAB.	14.71	14.66	14.72	14.80	14.71	15.00	14.72	14.66	14.71	14.70
ENIOX TAB.	10TAB.	10.00	10.00	10.00	10.00	10.00	10.00	10.00	10.00	10.00	10.00
RENITEC TAB. 5 MG.	10TAB.	50.83	50.83	50.83	50.83	50.83	51.00	50.83	50.83	50.83	50.83
CAC. 1000 TAB	BOTTLE	61.00	61.00	61.00	61.00	61.00	61.00	61.00	61.00	61.00	61.00
AMOXIL CAPSOLE 250 MG.S	10CAP.	31.04	31.00	31.04	31.10	31.04	31.00	31.00	31.00	31.05	31.00
CALCIUM SYRUP SANDOZ	BOTTLE	64.00	64.00	64.00	64.00	64.00	64.00	64.00	64.00	64.00	64.00
LEDERPLEX SYRUP	BOTTLE	34.00	35.00	35.00	35.00	34.00	35.00	35.00	35.00	34.00	35.00
SANCOS SYRUP (50 ML.)	BOTTLE	26.00	26.00	26.00	26.00	26.00	26.00	26.00	26.00	26.00	26.00
PHENERGAN SYRUP 120 ML.	BOTTLE	27.00	27.00	27.00	27.00	27.00	27.00	27.00	27.00	27.00	27.00
CALPOL SYRUP 60 ML.	BOTTLE	25.00	25.00	25.00	25.00	25.00	25.00	25.00	25.00	25.00	25.00
HMDRYLLIN SYRUP 120 ML.	BOTTLE	30.00	30.00	30.00	30.00	30.00	30.00	30.00	30.00	30.00	30.00
POLYFAX EYE OINIMENT	TUBE	21.00	21.00	21.00	21.00	21.00	21.00	21.00	21.00	21.00	21.00
BEINESOL EYE DROPS	BOTTLE	29.47	29.47	29.47	29.47	29.47	29.47	29.47	29.47	29.47	29.47
BEINOVAIE-N OINIMENT 5 GMS	TUBE	15.06	15.06	15.06	15.06	15.06	15.06	15.06	15.06	15.06	15.06
BURNOL CREAM 30 GRM	TUBE	16.00	16.00	16.00	16.00	16.00	16.00	16.00	16.00	16.00	16.00
GALXOS-D (450 GRMS)	PKT.	125.00	125.00	125.00	125.00	125.00	125.00	125.00	125.00	125.00	125.00
GRIPE-WATER WOODWARDS	BOTTLE	40.00	40.00	40.00	40.00	40.00	40.00	40.00	40.00	40.00	40.00
O.R.S. (NIMOOL)	PKT.	10.00	10.00	10.00	10.00	10.00	10.00	10.00	10.00	10.00	10.00
DETIOL (MEDIUM)	BOTTLE	41.76	41.76	41.76	41.76	41.76	41.76	41.76	41.76	41.76	41.76
COTTON BANDAGE 2" - 4"	EACH	4.00	5.00	8.00	8.50	8.00	8.00	9.00	8.50	5.00	5.00
THERMOMETER CHINA	EACH	25.00	35.00	37.50	35.00	40.00	35.00	37.50	35.00	35.00	25.00
JOUHAR JOSHANDA	PKT.	5.00	5.00	5.00	5.00	5.00	5.00	5.00	5.00	5.00	5.00
DOCTOR (MBBS) CLINIC FEE	P/PAT.	100.00	100.00	105.00	120.00	100.00	150.00	95.00	80.00	93.85	68.75

Contd.

## 7.11 Inter-City Consumer Prices for June, 2011

(Value in Rupees)

DISCRIPTION	UNIT	SUKKER	LARKANA	MIRPUR KHAS	NAWAB- SHAH	SHAHDAD- PUR	KUNRI	PESHA- WAR	MAR- DAN	ABBOTA- BAD	D.I.KHAN
FOOD & BEVERAGES.											
WHEAT	10 KG.	250.00	250.00	230.00	250.00	250.00	230.00	255.00	250.00	300.00	230.00
WHEAT FLOUR FINE/SUPERIOR.	KG.	31.00	32.00	33.00	30.00	30.00	33.00	29.83	30.00	34.50	27.00
WHEAT FLOUR BAG	10 KG.	290.00	300.00	280.00	290.00	290.00	280.00	275.00	270.00	295.00	270.00
MAIDA	KG.	35.00	32.00	35.00	39.00	39.00	35.50	37.17	35.00	40.00	35.00
BESAN AV. QLITY.	KG.	75.00	77.50	75.00	90.00	90.00	79.00	80.00	80.00	76.00	70.00
RICE BASMATI SUP. QLITY.	KG.	90.00	90.00	105.00	87.50	90.00	105.00	86.67	87.50	87.50	90.00
RICE BASMATI 385/386	KG.	55.00	62.50	62.50	70.00	67.50	62.50	77.50	72.50	72.50	70.00
RICE BASMATI BROKEN AV.QLITY	KG.	50.00	57.50	49.00	55.00	55.00	50.00	51.83	52.50	50.00	47.50
RICE IRRI-6 (SINDH/PUNJAB)	KG.	35.00	43.00	40.00	35.00	33.50	40.00	46.17	45.00	45.00	50.00
PULSE MASOOR (WASHED)	KG.	100.00	115.00	90.00	110.00	110.00	91.00	98.25	110.00	120.00	112.50
PULSE MOONG (WASHED)	KG.	142.50	138.00	140.00	160.00	160.00	140.00	130.83	130.00	140.00	132.50
PULSE MASH (WASHED)	KG.	160.00	150.00	130.00	160.00	160.00	130.00	146.67	155.00	160.00	172.50
PULSE GRAM	KG.	67.50	77.50	65.00	65.00	65.00	67.50	72.50	72.50	71.25	67.50
GRAM WHOLE YELLOW AV.QLITY	KG.	110.00	125.00	120.00	120.00	120.00	120.00	115.00	115.00	117.50	100.00
MUSTARD OIL AV.QLITY.	KG.	147.00	165.00	146.00	160.00	160.00	162.50	175.00	170.00	200.00	156.25
COOKING OIL (DALDA)	2.5LTR	495.00	495.00	495.00	495.00	495.00	495.00	495.00	495.00	495.00	495.00
VEGETABLE GHEE TIN	2.5KG.	495.00	495.00	495.00	495.00	495.00	495.00	495.00	495.00	495.00	495.00
VEGETABLE GHEE (LOOSE)	KG.	173.00	165.00	165.00	165.00	165.00	165.00	159.17	157.50	180.00	174.00
SUGAR REFINED	KG.	68.00	69.00	67.00	68.00	68.00	67.00	71.17	71.00	70.00	68.00
GUR AV.QLITY	KG.	80.00	72.00	72.50	80.00	75.00	71.00	88.00	85.00	100.00	62.50
BETEL LEAVES	50GM.	60.00	42.50	57.50	50.00	50.00	57.50	50.00	70.00	45.00	36.25
BETEL NUTS	KG.	241.25	150.00	205.00	200.00	200.00	215.00	197.50	220.00	225.00	152.50
TEA BROOKBOND SUPREME 250GM.	PKT.	151.32	151.32	151.32	151.32	151.32	151.32	151.32	151.32	151.32	151.32
TEA LIPTON YELLOW LABEL 200GM.PKT.		131.58	131.58	131.58	131.58	131.58	131.58	131.58	131.58	131.58	131.58
TEA LOOSE KENYA AV.QLITY 250GM.PKT.		120.00	115.00	125.00	120.00	115.00	127.50	118.33	115.00	125.00	105.00
MILK FRESH (UNBOILED)	LTR.	55.00	60.00	55.00	60.00	60.00	50.00	53.33	52.50	50.00	45.00
CURD	KG.	60.00	65.00	68.00	70.00	70.00	65.00	63.33	65.00	52.00	55.00
MILK TETRA PACK 1/2 LTR.	PKT.	42.00	42.00	42.00	42.00	42.00	42.00	42.00	42.00	42.00	42.00
BUTTER LOCAL PACKED	50 GM.	20.00	25.00	25.00	25.00	25.00	25.00	19.83	20.00	18.00	20.00
COFFEE-NESCAFE 100 GM.	BOTTLE	220.00	220.00	220.00	220.00	220.00	220.00	220.00	220.00	220.00	220.00
LACTOGEN 400 GRAMS	PKT.	285.00	285.00	285.00	285.00	285.00	285.00	285.00	285.00	285.00	285.00
POWDER MILK NIDO 400GM.	PKT	230.00	230.00	230.00	230.00	230.00	230.00	230.00	230.00	230.00	230.00
MILK POWDER LOOSE/PACKED	KG.	400.00	325.00	400.00	440.00	425.00	400.00	380.00	370.00	400.00	390.00
HONEY LANGANESE 500 GM.	BOTTLE	500.00	475.00	562.50	595.00	570.00	562.50	523.33	530.00	470.00	530.00
MILO 200 GM.	BOTTLE	110.00	120.00	120.00	120.00	120.00	110.00	120.00	110.00	120.00	110.00
CORNFLAKS FAJJI 225 GM.	PKT	120.00	120.00	110.00	110.00	120.00	110.00	110.00	110.00	110.00	120.00
VERMICELLI	KG.	60.00	55.00	60.00	60.00	60.00	60.00	57.50	57.50	75.00	50.00
CUSTARD POWDER RAFFAN 300 GM.	PKT	60.00	60.00	60.00	60.00	60.00	60.00	60.00	60.00	60.00	60.00
JAM AHMED/MITCHELLES	BOTTLE	110.00	110.00	110.00	105.00	105.00	110.00	105.00	105.00	110.00	110.00
TOMATO KETCHUP AHMED/MITCHL	BOTTLE	65.00	65.00	70.00	65.00	65.00	70.00	70.00	70.00	70.00	70.00
PICKLES AHMED/MITCHELLES	BOTTLE	85.00	85.00	85.00	85.00	85.00	85.00	85.00	85.00	85.00	85.00
VINEGAR SYNTHETIC (SIRKA)	BOTTLE	50.00	60.00	35.00	50.00	50.00	35.00	52.50	50.00	65.00	75.00
SQUASH-MITCHELLES	BOTTLE	130.00	130.00	130.00	135.00	135.00	130.00	130.00	130.00	130.00	135.00
ROOH AFZA	BOTTLE	140.00	140.00	140.00	140.00	145.00	145.00	145.00	145.00	145.00	140.00
COLD DRINK (STANDARD SIZ)	BOTTLE	20.00	18.00	20.00	20.00	20.00	20.00	18.00	18.00	17.00	18.00
FRUIT JUICE TETRA PACK	PKT.	15.00	15.00	15.00	15.00	15.00	15.00	12.00	12.00	12.00	12.00
ICE CREAM WALLS	CUP.	25.00	20.00	20.00	20.00	20.00	20.00	20.00	20.00	20.00	25.00
ICE	KG	10.00	5.00	4.50	10.00	10.00	4.50	5.50	5.50	7.00	5.00

Contd.

## 7.11 Inter-City Consumer Prices for June, 2011

(Value in Rupees)

DISCRIPTION	UNIT	SUKKER	LARKANA	MIRPUR KHAS	NAWAB- SHAH	SHAHADAD- PUR	KUNRI	PESHA- WAR	MAR- DAN	ABBOTA- BAD	D.I.KHAN
CINAMON LOOSE AV. QLIY	50 GM.	20.00	20.00	13.00	25.00	25.00	15.00	18.33	15.00	17.50	25.00
CUMINSEED WHITE NATIONAL	50 GM.	45.00	45.00	45.00	45.00	45.00	45.00	45.00	45.00	45.00	45.00
PEPPER BLACK NATIONAL	50 GM.	50.00	51.00	50.00	50.00	50.00	50.00	50.00	50.00	50.00	50.00
CLOVES LOOSE AV.QLIY	50 GM.	55.00	50.00	50.00	50.00	50.00	42.50	60.00	60.00	40.00	47.50
CARDAMOM LARGE LOOSE AV.QLIY	50 GM.	125.00	145.00	120.00	130.00	130.00	140.00	158.00	145.00	150.00	105.00
CARDAMOM SMALL AV.QLIY	50 GM.	125.00	157.00	110.00	150.00	150.00	130.00	184.00	165.00	190.00	146.25
SALT-POWDERED (LAHORI) LOOSE	KG.	7.00	10.00	5.00	10.00	10.00	5.00	10.00	10.00	8.00	6.00
CHILLIES POWD.NATIONAL 200GM	PKT	120.00	120.00	120.00	120.00	120.00	120.00	120.00	120.00	120.00	120.00
CORRIANDER SEED POWD.NATIONAL	PKT	75.00	75.00	75.00	75.00	75.00	75.00	75.00	75.00	75.00	75.00
TURMERIC POWD.NATIONAL 50GM	PKT.	35.00	35.00	35.00	35.00	35.00	35.00	35.00	35.00	35.00	35.00
CURRY POWD. NATIONAL 200 GM	PKT.	75.00	75.00	75.00	75.00	75.00	75.00	80.00	80.00	75.00	80.00
COCONUT DRY AV.QLIY.	KG.	220.00	177.50	185.00	180.00	190.00	187.50	203.33	200.00	200.00	157.50
DATES AV.QLIY.	KG.	150.00	110.00	110.00	100.00	100.00	115.00	126.67	120.00	175.00	145.00
PISTACHIO AV.QLIY.	50 GM.	80.00	70.00	80.00	80.00	100.00	50.00	57.50	50.00	90.00	52.50
ALMONDS WHOLE AV.QLIY.	KG.	390.00	430.00	240.00	275.00	275.00	240.00	340.00	310.00	297.50	260.00
RAISINS AV.QLIY.	50 GM.	18.50	20.00	17.50	15.00	15.00	20.00	13.17	15.00	13.50	11.00
GROUNDNUTS (WITH SHELL)	KG.	180.00	145.00	112.50	100.00	100.00	100.00	131.67	125.00	170.00	140.00
BREAD PLAIN MEDIUM SIZE	EACH	35.00	32.00	27.00	27.00	27.00	26.00	29.50	30.00	26.00	30.00
RUSK (PAPAY)	KG.	180.00	120.00	100.00	140.00	120.00	100.00	136.67	125.00	144.00	100.00
BISCUITS-PACKED	PKT	30.00	30.00	25.00	25.00	25.00	25.00	30.83	30.00	25.00	30.00
BISCUIT-BAKERY (LOOSE)	250 GM	60.00	40.00	50.00	60.00	60.00	50.00	45.00	42.50	42.50	30.00
TOFFEE (HILAL)	EACH	1.00	1.00	1.00	1.00	1.00	1.00	1.00	1.00	1.00	1.00
CHOCOLATE CANDY (SMALL SIZE)	EACH	5.00	5.00	5.00	5.00	5.00	5.00	5.00	5.00	5.00	5.00
CIGARETTES K-2 10'S	PKT	14.00	14.00	15.00	14.00	14.00	15.00	14.33	15.00	14.00	15.00
CIGARETTES CAPSTAN 10'S	PKT	24.00	24.00	24.00	24.00	24.00	24.00	24.00	24.00	24.00	24.00
CIGARETTES GOLD LEAF 20'S	PKT	70.00	70.00	70.00	70.00	70.00	70.00	70.00	70.00	65.00	70.00
CIGARETTES MORVEN GOLD 20'S	PKT	28.80	30.00	30.00	30.00	30.00	30.00	28.00	28.00	28.00	28.00
BREAD TANDOORI ST. SIZE	EACH	7.00	5.50	6.00	6.00	6.00	6.00	5.00	5.00	5.00	3.00
COOKED MUTTON (AV. HOTEL)	PLATE	100.00	100.00	65.00	80.00	80.00	65.00	91.67	85.00	90.00	85.00
COOKED BEEF (AV. HOTEL)	PLATE	65.00	62.50	45.00	50.00	50.00	45.00	73.33	60.00	55.00	60.00
COOKED DAL (AV. HOTEL)	PLATE	35.00	42.50	32.50	40.00	40.00	32.50	53.33	42.50	47.50	45.00
TEA PREPARED (ORDINARY)	CUP	15.00	15.00	15.00	15.00	15.00	15.00	11.00	12.00	12.00	12.00
SAMOSAS (VEGETABLE)	EACH	8.00	6.00	6.00	6.00	6.00	6.00	6.00	5.00	5.00	7.50
PASTRY AV.QLIY.	EACH	10.00	12.00	9.00	8.50	8.50	9.00	14.00	12.00	15.00	12.00
PATTIES (VEGETABLES)	EACH	10.00	10.00	5.50	5.00	5.00	5.50	14.00	12.00	12.00	12.00
SWEETMEAT (MIXED)	KG	260.00	280.00	270.00	240.00	250.00	265.00	191.67	185.00	210.00	185.00
FISH-RAHU MEDIUM SIZE	KG	260.00	170.00	237.50	250.00	250.00	250.00	186.67	180.00	160.00	190.00
BEEF WITH BONE AV.QLIY.	KG	240.00	235.00	200.00	250.00	240.00	200.00	230.00	220.00	200.00	220.00
MUTTON AV.QLIY.	KG	410.00	450.00	400.00	450.00	380.00	400.00	464.17	400.00	350.00	450.00
CHICKEN FARM BROILER (LIVE)	KG	152.00	145.00	120.00	140.00	140.00	117.00	142.00	140.00	118.50	137.00
EGGS FARM	DOZ	70.00	65.00	67.00	65.00	60.00	72.00	70.67	70.00	72.00	65.00
POTATOES	KG	24.00	30.00	25.00	30.00	30.00	30.00	29.17	27.50	23.50	20.00
ONION	KG	22.50	10.00	10.00	15.00	15.00	11.00	17.00	17.50	11.00	15.00
TURNIP	KG										
RADISH	KG										
TOMATOES	KG	22.50	40.00	37.50	30.00	30.00	39.00	17.00	10.00	12.50	17.50
CABBAGE	KG										
CAULIFLOWER	KG										
BRINJAL	KG	25.00	20.50	27.50	28.00	25.00	27.50	25.83	25.00	18.00	15.00
PUMPKIN	KG	25.00	40.00	29.00	40.00	40.00	31.00	30.00	20.00	20.00	17.50

Contd.



## 7.11 Inter-City Consumer Prices for June, 2011

(Value in Rupees)

DISCRIPTION	UNIT	SUKKER	LARKANA	MIRPUR KHAS	NAWAB- SHAH	SHAHADAD- PUR	KUNRI	PESHA- WAR	MAR- DAN	ABBOTA- BAD	D.I.KHAN
BOTTLEGOURD	KG	25.00	30.00	19.00	40.00	40.00	22.50	28.33	20.00	14.00	18.00
LADY FINGER	KG	42.50	25.00	47.50	50.00	50.00	52.50	38.33	30.00	27.50	26.25
PEAS	KG										
SPINACH	KG										
TINDA	KG	40.00	30.00	37.50	40.00	40.00	32.50	26.67	30.00	24.00	30.00
TURAI	KG	35.00	50.00	57.50	40.00	40.00	55.00	36.67	25.00	18.00	20.00
KARAILA	KG	45.00	20.00	27.50	40.00	40.00	37.50	37.50	25.00	35.00	27.50
ARVI	KG	60.00	50.00	75.00	80.00	80.00	60.00	66.67	67.50	62.50	75.00
CHILLIES GREEN	KG	30.00	45.00	37.50	60.00	60.00	32.50	51.67	57.50	45.00	43.75
CARROT	KG										
GINGER	KG	120.00	160.00	110.00	180.00	180.00	110.00	153.33	130.00	105.00	160.00
GARLIC	KG	160.00	200.00	155.00	180.00	180.00	125.00	140.00	140.00	110.00	180.00
COCUMBER (KHEERA)	KG	30.00	37.50	42.50	40.00	40.00	32.50	26.67	17.50	10.00	22.50
MALTA/MOSAMBI	DOZ										
KINNU	DOZ										
APPLE	KG	100.00	135.00	135.00	100.00	90.00	145.00	138.33	155.00	65.00	110.00
ALOO BUKHARA	KG	120.00	140.00	150.00	110.00	110.00	155.00	58.33	65.00	90.00	80.00
POMEGRANATE (ANNAR)	KG										
GRAPES	KG										
BANANAS	DOZ	35.00	40.00	37.50	27.50	27.50	32.50	67.50	60.00	45.00	40.00
MANGO KALMI	KG	70.00	60.00	37.50	45.00	45.00	40.00	61.67	60.00	50.00	67.50
GUAVA	KG										
WATERMELON (TURBOOZ)	KG	17.50	12.50	22.50	25.00	25.00	22.50	20.00	15.00	16.00	13.75
MUSKMELON (KHARBOOZA)	KG	25.00	28.00	27.50	30.00	30.00	27.50	21.67	20.00	27.50	21.25
SWEETMELON (SARDA)	KG										
SWEETMELON (GARMA)	KG										
APPAREL, TEXTILE & FOOTWEAR.											
LONG CLOTH AV.QLTY.	METER	75.00	90.00	105.00	95.00	110.00	110.00	81.67	72.50	72.50	62.50
SHIRTING AV.QLTY.	METER	70.00	70.00	100.00	95.00	90.00	100.00	105.00	90.00	115.00	65.00
PANT CLOTH W & WEAR AV.QLTY	METER	320.00	250.00	275.00	285.00	300.00	262.50	250.00	250.00	275.00	200.00
LAWN AV.QLTY.	METER	90.00	92.50	100.00	100.00	110.00	100.00	100.00	85.00	95.00	65.00
VOIL AV.QLTY.	METER	62.50	75.00	67.50	80.00	70.00	77.50	90.00	72.50	72.50	57.50
GEORGETTE AV.QLTY	METER	65.00	80.00	112.50	110.00	110.00	110.00	57.50	55.00	75.00	62.50
LINEN AV.QLTY	METER	65.00	112.50	110.00	110.00	110.00	110.00	71.67	62.50	90.00	65.00
HEAVY WT. SUITTING LAW.PUR	METER	975.00	800.00	700.00	800.00	800.00	700.00	1250.00	1250.00	850.00	750.00
TROPICAL SUITTING LAW.PUR	METER	825.00	625.00	600.00	650.00	650.00	600.00	775.00	900.00	700.00	675.00
TAILORING SHIRT	EACH	225.00	170.00	200.00	200.00	190.00	190.00	218.33	210.00	250.00	150.00
TAILORING COAT-PANT SUIT	SUIT	3250.00	2400.00	2450.00	3100.00	3100.00	2450.00	3408.33	3100.00	2800.00	2325.00
TAILORING AWAMI-SUIT (MALE)	SUIT	290.00	250.00	275.00	300.00	280.00	250.00	328.33	277.50	350.00	315.00
TAILORING SUIT FEMALE	SUIT	250.00	250.00	225.00	300.00	190.00	210.00	231.67	210.00	250.00	165.00
BRASSIER AV.QLTY.	EACH	77.50	68.00	65.00	80.00	80.00	65.00	72.50	60.00	85.00	62.50
DOPATTA GEORGETTE AV.QLTY.	EACH	120.00	165.00	190.00	250.00	225.00	220.00	150.00	125.00	265.00	120.00
CHADDAR (W/WEAR) (2x2.5 MIR)	EACH	210.00	210.00	187.50	360.00	350.00	190.00	325.00	325.00	387.00	210.00
PANT BOY 24"/26" LENGIH.	EACH	350.00	230.00	225.00	350.00	325.00	225.00	300.42	255.00	437.50	217.50
SHIRT BOY 24"/26" LENGIH.	EACH	350.00	190.00	185.00	200.00	220.00	155.00	259.17	245.00	325.00	197.50
SCHOOL UNI. PANT,SHIRT BOYS	SUIT	450.00	290.00	450.00	380.00	415.00	450.00	411.67	350.00	425.00	350.00
SCHOOL UNI. KAMEEZ,SHAL. BOYS	SUIT	400.00	350.00	325.00	380.00	415.00	325.00	373.33	350.00	450.00	310.00
SCHOOL UNI. KAMEEZ,SHAL.GIRL	SUIT	450.00	350.00	375.00	360.00	390.00	325.00	395.00	375.00	365.00	305.00
FROCK W/WEAR GIRLS	EACH	500.00	350.00	375.00	365.00	375.00	375.00	385.00	290.00	600.00	412.50

Contd.

## 7.11 Inter-City Consumer Prices for June, 2011

(Value in Rupees)

DISCRIPTION	UNIT	SUKKER	LARKANA	MIRPUR KHAS	NAWAB- SHAH	SHAHDAD- PUR	KUNRI	PESHA- WAR	MAR- DAN	ABBOTA- BAD	D.I.KHAN
AWAMI-SUIT W & W(BOY) 24"/26	SUIT	600.00	450.00	440.00	430.00	387.50	425.00	442.50	412.50	650.00	425.00
LINGI/DHOTI(COITON) AVG. QLTY EACH		175.00	160.00	205.00	250.00	250.00	210.00	181.67	170.00	262.50	160.00
UNDERWEAR AV.QLTY MEDIUM SIZE EACH		70.00	70.00	57.50	100.00	100.00	57.50	70.00	98.00	110.00	60.00
VEST FOR MEN AV.QLTY.	EACH	85.00	70.00	45.00	95.00	110.00	60.00	76.00	60.00	105.00	55.00
SOCKS NYLON (PAKISTANI)	PAIR	60.00	85.00	46.50	80.00	80.00	42.50	55.00	45.00	62.50	40.00
AWAMI-SUIT W&W (GENIS)AV.QLTY SUIT		775.00	728.00	550.00	900.00	900.00	550.00	716.67	575.00	1050.00	575.00
PULLOVER GENIS OXFORD/BON.	EACH	1500.00	1900.00	1800.00	1800.00	1800.00	1875.00	1913.33	1872.50	1995.00	1525.00
PULLOVER LADIES OXFORD/BON.	EACH	1800.00	1700.00	1700.00	1800.00	1800.00	1700.00	1913.33	1872.50	1995.00	1625.00
PULLOVER (GENIS) OTHERS A.QLTY EACH		500.00	500.00	525.00	900.00	750.00	550.00	633.33	575.00	875.00	485.00
SECOND-HAND COAT FOR MEN	EACH	150.00	225.00	225.00	300.00	325.00	225.00	302.50	325.00	350.00	230.00
GENIS SHOES TARGET BATA	PAIR	799.00	799.00	799.00	799.00	799.00	799.00	799.00	799.00	799.00	799.00
GENIS SANDAL BIN BATA	PAIR	499.00	499.00	499.00	499.00	499.00	499.00	499.00	499.00	499.00	499.00
GENIS CHAPPAL SPRING BATA	PAIR	139.00	139.00	139.00	139.00	139.00	139.00	139.00	139.00	139.00	139.00
LADIES SANDAL PISA BATA	PAIR	399.00	399.00	399.00	399.00	399.00	399.00	399.00	399.00	399.00	399.00
LADIES SPONG CHAPPAL BATA	PAIR	139.00	139.00	139.00	139.00	139.00	139.00	139.00	139.00	139.00	139.00
CHILD SHOE BIRO BATA	PAIR	549.00	549.00	549.00	549.00	549.00	549.00	549.00	549.00	549.00	549.00
GENIS SHOE, ART 1109 SERVICE	PAIR	679.00	679.00	679.00	679.00	679.00	679.00	679.00	679.00	679.00	679.00
CHEETA 50 SIZE 3-5	PAIR	1049.00	1049.00	1049.00	1049.00	1049.00	1049.00	1049.00	1049.00	1049.00	1049.00
BOOT POLISH CHERRY/KIWI 50ML	EACH	45.00	45.00	45.00	45.00	45.00	45.00	45.00	45.00	45.00	45.00
SHOE REPAIR HALF SOLE	PAIR	60.00	47.50	65.00	110.00	100.00	55.00	116.67	77.50	80.00	70.00
HOUSE RENT.											
HOUSE RENT INDEX	MCNIH	238.67	238.67	241.18	241.18	241.18	241.18	229.51	229.51	229.51	229.51
FUEL AND LIGHTING.											
KEROSENE OIL	LTR	96.59	100.76	95.79	95.76	95.76	95.76	100.09	97.76	97.54	96.09
FIREWOOD WHOLE	40 KG.	250.00	315.00	215.00	260.00	260.00	205.00	440.00	370.00	280.00	235.00
MATCH BOX SMALL	EACH	1.00	1.00	1.00	1.00	1.00	1.00	1.00	1.00	1.00	1.00
BULB PHILLIPS 100-WATTS	EACH	24.00	25.00	24.00	24.00	24.00	24.00	25.00	25.00	25.00	25.00
TUBE LIGHT PHILLIPS 40 WATTS	EACH	90.00	90.00	90.00	90.00	90.00	90.00	90.00	90.00	90.00	90.00
ELECT.CHARGES UPTO 50 UNITS	P/UNIT	1.87	1.87	1.87	1.87	1.87	1.87	1.87	1.87	1.87	1.87
ELECT.CHARGES 01 - 100 UNIT	P/UNIT	4.54	4.54	4.54	4.54	4.54	4.54	4.54	4.54	4.54	4.54
ELECT.CHARGES 101 - 300 UNIT	P/UNIT	6.86	6.86	6.86	6.86	6.86	6.86	6.86	6.86	6.86	6.86
ELECT.CHARGES 301 - 1000 UNIT	P/UNIT	10.65	10.65	10.65	10.65	10.65	10.65	10.65	10.65	10.65	10.65
ELECT.CHARGES ABOVE 1000 UNIT	P/UNIT	13.29	13.29	13.29	13.29	13.29	13.29	13.29	13.29	13.29	13.29
GAS CHRg upto 3.3719	MMEIU	110.20	110.20	110.20	110.20	110.20		110.20	110.20	110.20	
GAS CHRg 3.3719 - 6.7438	MMEIU	220.40	220.40	220.40	220.40	220.40		220.40	220.40	220.40	
GAS CHRg 6.7438 - 10.1157	MMEIU	928.00	928.00	928.00	928.00	928.00		928.00	928.00	928.00	
GAS CHRg 10.1157 - 13.4876	MMEIU	1167.42	1167.42	1167.42	1167.42	1167.42		1167.42	1167.42	1167.42	
GAS CYLINDER STAND. SIZE	EACH	1210.00	1100.00	1050.00	1190.00	1170.00	1150.00	1210.00	1265.00	1300.00	1250.00
H.HOLD.FURNITURE & EQUIPMENT ETC.											
S.STEEL DEGHCHI MEDIUM SIZE	EACH	500.00	400.00	340.00	600.00	550.00	340.00	473.33	445.00	400.00	345.00
S.STEEL PLATE A.QLTY. (M.SIZE)	EACH	60.00	55.00	45.50	75.00	70.00	47.00	60.42	48.75	60.00	47.50
TEA-SET S.STEEL 3 PCS. M.SIZE SET		550.00	550.00	360.00	630.00	460.00	360.00	575.00	450.00	500.00	450.00
TABLE SPOON S.STEEL SUP.QLTY. DOZEN		275.00	200.00	190.00	315.00	310.00	200.00	252.50	192.50	245.00	185.00
WATER-SET S.STEEL SUP.QLTY SET		850.00	600.00	750.00	900.00	820.00	780.00	783.33	675.00	925.00	600.00
TEA SET PAK. CHINWARE 21 PCS.SET		1125.00	750.00	1050.00	1200.00	1100.00	1150.00	1300.00	1150.00	1350.00	875.00
DINNER SET PLASTIC 35 PCS.	SET	1700.00	1200.00	750.00	900.00		700.00	1400.00	1250.00	1500.00	900.00
HOIPOP SET PLASTIC 3 PCS.	SET	1100.00	750.00	850.00	900.00	950.00	825.00	950.00	950.00	1125.00	825.00

Contd.

## 7.11 Inter-City Consumer Prices for June, 2011

(Value in Rupees)

DISCRIPTION	UNIT	SUKKER	LARKANA	MIRPUR KHAS	NAWAB- SHAH	SHAHDAD- PUR	KUNRI	PESHA- WAR	MAR- DAN	ABBOTA- BAD	D.I.KHAN
BUCKET(BALTI) PLASTIC MED.SIZ EACH		285.00	180.00	255.00	250.00	240.00	255.00	325.00	325.00	300.00	237.50
SUITCASE REXIN (24"x16"x6") EACH		375.00	400.00	700.00	650.00	575.00	450.00	625.00	525.00	825.00	481.25
PRESURE COOKER 4 LITR. EACH		1150.00	800.00	750.00	900.00	850.00	725.00	1008.33	840.00	800.00	850.00
ELECTRIC JUICER FOR APPLE EACH		2750.00	4200.00	2750.00	6200.00	6200.00	2750.00	4216.67	3900.00	3750.00	3575.00
WATER COOLER 9/10 LTR.PLASTIC EACH		500.00	300.00	450.00	460.00	460.00	475.00	487.50	425.00	450.00	
THERMOS STARVAC 1 LTR EACH		350.00	290.00	312.50	450.00	450.00	330.00	241.67	350.00	425.00	370.00
CHAIR SHESHAM WOOD WITH ARMS EACH		1200.00	1100.00	750.00	800.00	725.00	750.00	1025.00	950.00	1300.00	850.00
TABLE SHESHAM WOOD (4X2X5") EACH		4000.00	5750.00	2300.00	3000.00	2750.00	2450.00	3166.67	2750.00	4500.00	3375.00
SOPASET WOODEN WITH FOAM SEAT SET		8000.00	9000.00	9500.00	11000.00	9000.00	9500.00	14666.67	10250.00	13000.00	8500.00
COT IRON (WITH NIWAR)AV.QLTY. EACH		1687.50	1225.00	1300.00	1650.00	1600.00	1350.00	1750.00	1700.00	1375.00	1625.00
ALMIRAH (STEEL) 6'X3' 20 GUAGEEACH		9000.00	6000.00	5250.00	7000.00	6000.00	5350.00	6333.33	6750.00	9000.00	6400.00
DINNING TABLE 6 CHAIRS A.QLTY SET		9000.00	12800.00	9500.00	11000.00	10000.00	9500.00	18666.67	17000.00	11750.00	9550.00
SINGLE BED WITHOUT FOAM MED. EACH		5000.00	3900.00	2300.00	3500.00	3500.00	2450.00	4166.67	3750.00	3750.00	2362.50
MATRESS SINGLE(4"THICK) EACH		4400.00	3500.00	4421.00	4200.00	4200.00		3527.50	3250.00	3500.00	2550.00
MARRIAGE HALL WITH FURNITURE P/HEAD		100.00	50.00	47.50	60.00	40.00	45.00	95.00	85.00	97.50	50.00
HOUSEHOLD SERVANT FEMALE P/T P/MNH		1250.00	550.00	450.00	1000.00	750.00	450.00	1100.00	900.00	950.00	1250.00
QUILT (LIHAF) 3 KG. COTTON EACH		650.00	400.00	525.00	775.00	750.00	525.00	485.00	490.00	687.50	500.00
BLANKET (90" x 54") EACH		2200.00	1800.00	1800.00	2100.00	2100.00	1800.00	1525.00	1500.00	2200.00	1900.00
BEDSHET SINGLE BED SUP.QLTY EACH		350.00	325.00	250.00	450.00	400.00	265.00	525.00	425.00	375.00	387.50
DARI COTTON (6'x2 1/2') AV.QL EACH		200.00	300.00	362.50	400.00	410.00	375.00	213.33	225.00	300.00	220.00
FARSHI DARI 12'X9' AV.QLTY EACH		600.00	900.00	675.00	800.00	750.00	675.00	683.33	825.00	950.00	500.00
CARPET PLAIN AV. QLTY SQFT.		25.00	40.00	23.50	30.00			45.00	34.50	35.00	32.50
TOWEL(3'x2') AV. QALTY EACH		175.00	150.00	100.00	120.00	100.00	90.00	196.67	150.00	200.00	137.50
GAS BURNER DOUBLE SPFY.BRAND EACH		1200.00	800.00	1150.00	1200.00	1200.00	1200.00	1550.00	1550.00	1550.00	1587.50
ELECT. IRON PHILIPS MDL.1120 EACH		1050.00	850.00	1000.00	1125.00	1100.00	1000.00	1100.00	950.00	1000.00	900.00
CEILING FAN 48" SUPER QLTY EACH		2500.00	2000.00	2400.00	2600.00	2300.00	2400.00	2216.69	2200.00	2600.00	2625.00
PEDESTAL FAN 22" SUPER QLTY EACH		3450.00	3000.00	3650.00	3200.00	3300.00	3650.00	3466.00	3500.00	3650.00	3900.00
WASHING MACHINE SINGER EACH		13950.00	13950.00	13950.00	13950.00	13950.00	13950.00	13950.00	13950.00	13950.00	13950.00
SEWING MACHINE(SINGER) EACH		4775.00	4775.00	4975.00	4775.00	4775.00	4775.00	4975.00	4875.00	4775.00	4775.00
WALL CLOCK QUARTZ AV.QLTY EACH		200.00	300.00	225.00	300.00	325.00	225.00	383.33	355.00	387.50	250.00
HAND STITCHING NEEDLE M.SIZE PACKET		5.00	6.00	3.00	6.00	6.00	3.00	4.67	4.00	6.00	5.00
SEWING THREAD/REEL(ASLI PARI) EACH		6.00	6.00	3.00	5.00	5.00	3.00	5.00	5.00	5.00	5.00
REFG. DAWLENCE 10 CFT. D.DOOR EACH		28500.00	21300.00	25000.00	23900.00	23900.00	25000.00	25533.33	25250.00	24700.00	25000.00
D-FREEZER WAVES 8 CFT. EACH		22650.00	22500.00	23000.00	22000.00	22000.00	23000.00	27000.00	25250.00	25400.00	23500.00
AIRCCONDITIONER 1.5 TON PEL. EACH		40000.00	40500.00	42000.00	35000.00	35000.00	42000.00	40000.00	41000.00	39500.00	42000.00
AIRCOOLER SUPER ASIA EACH		10400.00	8500.00	9000.00	8000.00	8000.00	9000.00	10500.00	10250.00	9800.00	9850.00
TRANSPORT & COMMUNICATION.											
PETROL SUPER LITRE		87.12	88.25	88.45	88.70	88.65	88.45	86.96	87.30	87.70	87.60
HIGH SPEED DIESEL HSD LITRE		94.52	95.45	95.30	96.60	95.45	95.50	94.36	94.40	95.20	95.15
CNG K.G.		56.80						59.57			
MOTOR CYCLE SERVICE CHARGES EACH		200.00	300.00	165.00	250.00	220.00	165.00	188.33	167.50	260.00	187.50
CAR SERVICE CHARGES EACH		250.00	350.00	225.00	375.00	350.00	225.00	193.33	200.00	275.00	200.00
MOTORCYCLE HONDA CD-70. EACH		65000.00	65900.00	65900.00	65000.00	65000.00	65900.00	65900.00	65500.00	65500.00	65500.00
MOTORCYCLE YAMAHA 100CC. EACH		73000.00	72900.00	72900.00	72900.00	72900.00	72900.00	73900.00	73900.00	73900.00	72900.00
CAR SUZUKI 800 CC (W/O. A/C) EACH		480000.00	480000.00	475000.00			475000.00	554000.00	541500.00		
BICYCLE WITH TYRES & TUBES EACH		6000.00	5100.00	6500.00	6200.00	6200.00	6600.00	6700.00	6800.00	6500.00	6525.00
TYRE CAR WITH TUBE GENERAL EACH		2600.00	2300.00	2500.00	2800.00	2800.00	2550.00	2566.67	2625.00	2450.00	2800.00
TYRE MOTOR CYCLE WITHOUT TUBE EACH		980.00	950.00	900.00	1000.00	1000.00	950.00	981.67	1000.00	1000.00	887.50
TYRE CYCLE SPECIFY BRAND NAME EACH		290.00	200.00	322.50	340.00	350.00	335.00	303.33	300.00	270.00	225.00

Contd.

## 7.11 Inter-City Consumer Prices for June, 2011

(Value in Rupees)

DISCRIPTION	UNIT	SUKKER	LARKANA	MIRPUR KHAS	NAWAB- SHAH	SHAHDAD- PUR	KUNRI	PESHA- WAR	MAR- DAN	ABBOTA- BAD	D.I.KHAN
AUTO RICKSHAW FARES	KM/MIN	50.00	30.00	55.00	40.00	35.00	55.00	38.33	50.00	40.00	38.75
FULL TONGA CHARGES	KM/MIN	50.00	35.00	37.50	32.50	40.00	37.50	45.00	50.00	60.00	40.00
TAXI 4 SEATER FARE	KM/MIN	50.00	55.00	50.00	50.00	50.00	50.00	63.33	75.00	65.00	60.00
BUS FARE MIN (WITHIN CITY)	TICKET			10.00				12.00	6.00	8.00	
BUS FARE MAX (WITHIN CITY)	TICKET			10.00				19.00	9.00		
BUS FARE OUTSIDE CITY	P/KM.	.95	.95	.95	.95	.95	.95	.93	.93	.93	.93
A/C BUS FARE OUTSIDE CITY	P/KM.	1.60	1.60	1.60	1.60	1.60	1.60	1.28	1.28	1.28	1.28
MINIBUS FARE MIN.WITH IN CITY TICKET								12.00			
MINIBUS FARE MAX.WITH IN CITY TICKET								19.00			
SUZUKI FARE MIN.WITH IN CITY TICKET		7.00	10.00	10.00				8.00	6.00	8.00	7.00
SUZUKI FARE MAXIMUM W.IN CITY TICKET		12.00	10.00	10.00				12.00	10.00	8.00	
TRAIN FARE ECO. 1-100 KM.	P/KM.	.68	.68	.68	.68	.68		.68	.68	.68	
TRAIN FARE ECO. 101-500 KM.	P/KM.	.86	.86	.86	.86	.86		.86	.86	.86	
TRAIN FARE ECO. > 500 KM.	P/KM.	.74	.74	.74	.74	.74		.74	.74	.74	
TRAIN FARE 1ST SLP. 1-100KM	P/KM.	1.73	1.73	1.73	1.73	1.73		1.73	1.73	1.73	
TRAIN FARE 1ST SLP.101-500 KM	P/KM.	2.13	2.13	2.13	2.13	2.13		2.13	2.13	2.13	
TRAIN FARE 1ST SLP. > 500 KM	P/KM.	1.64	1.64	1.64	1.64	1.64		1.64	1.64	1.64	
TRAIN FARE A/C SLP. 1-100KM.	P/KM	6.33	6.33	6.33	6.33	6.33		6.33	6.33		
TRAIN FARE A/C SLP.101-500KM	P/KM.	6.22	6.22	6.22	6.22	6.22		6.22	6.22		
TRAIN FARE A/C SLP > 500KM.	P/KM	4.68	4.68	4.68	4.68	4.68		4.68	4.68		
PLATEFORM TICKET	EACH	5.00	5.00	5.00	5.00	5.00		5.00	5.00	5.00	
AIR FARE ECONOMY CLASS.	P/KM.	15.72	15.72		15.72			15.72			
POSTAL ENVELOPE DOMESTIC	EACH	8.00	8.00	8.00	8.00	8.00	8.00	8.00	8.00	8.00	8.00
POSTAL REGISTRATION CHARGES	EACH	20.00	20.00	20.00	20.00	20.00	20.00	20.00	20.00	20.00	20.00
AEROGAM FOR SAUDI ARABIA	EACH	39.00	39.00	39.00	39.00	39.00	39.00	39.00	39.00	39.00	39.00
U.M.S. REG CHARGES MIN.	EACH	35.00	35.00	35.00	35.00	35.00	35.00	35.00	35.00	35.00	35.00
T.C.S. CH. MIN.WITH IN ZONE	EACH	80.00	80.00	80.00	80.00	80.00	80.00	80.00	80.00	80.00	80.00
TELEPHONE CHARGES LOCAL CALL	P/CALL	3.59	3.59	3.59	3.59	3.59	3.59	3.59	3.59	3.59	3.59
CAR TAX FOR 800CC TO 1300CC	YEARLY	1250.00	1250.00	1250.00	1250.00	1250.00	1250.00	937.50	937.50	937.50	937.50
TEL CHARGES OUT SIDE CITY	P/CALL	3.59	3.59	3.59	3.59	3.59	3.59	3.59	3.59	3.59	3.59
INTERNET CHARGES	P/HOUR	15.00	15.00	17.50	20.00	20.00	22.50	20.00	17.50	25.00	22.50
RECREATION & ENTERTAINMENT.											
DAILY "DAWN"	P/COPY	15.00	15.00	15.00	15.00	15.00	15.00	15.00	15.00	15.00	15.00
DAILY "JANG"	P/COPY	10.00	10.00	10.00	10.00	10.00	10.00	10.00	10.00	10.00	10.00
DAILY "NAWA-E-WAQI"	P/COPY	10.00	10.00	10.00	10.00	10.00	10.00	10.00	10.00	10.00	10.00
WEEKLY "AKHBAR-E-JAHAN"	P/COPY	40.00	40.00	40.00	40.00	40.00	40.00	40.00	40.00	40.00	40.00
WEEKLY "MAG"	P/COPY	35.00	35.00	35.00	35.00	35.00	35.00	35.00	35.00	35.00	35.00
MONTHLY "NAUNGHAL DIGEST"	P/COPY	25.00	25.00	25.00	25.00	25.00	25.00	25.00	25.00	25.00	25.00
RADIO WITH C.PLAYER NATIONAL	EACH	2000.00	2500.00	1150.00	3500.00	3000.00	1150.00	1600.00	1600.00	2800.00	1950.00
DRY CELL 1.5 VOLT(LOCAL)	EACH	15.00	15.00	15.00	20.00	20.00	15.00	20.00	20.00	15.00	20.00
T.V. 20" COLORED MEGA H-A21.	EACH	17500.00	20500.00	17500.00	22000.00	22000.00	17500.00	19200.00	18950.00	20000.00	20750.00
VIDEO GAME SEGA 16 BYTE	EACH	1200.00	2000.00	1550.00	1600.00	1600.00	1550.00	800.00	900.00	1800.00	1125.00
V.C.P. PANASONIC/LG/NAT	EACH	5600.00	4800.00	6000.00	4500.00	4500.00	6000.00	4000.00	4000.00	6500.00	4700.00
VID. CASSETTE BLK. TDK/SONY	EACH	140.00	100.00	120.00	160.00	160.00	120.00	100.00	100.00	130.00	100.00
TAPE RECORDER CASSETTE BLANK	EACH	40.00	40.00	40.00	50.00	50.00	40.00	28.33	27.50	50.00	42.50
CINEMA A/C. HIGH CLASS	TICKET	25.00	35.00	30.00	30.00	30.00	30.00	32.50	25.00	30.00	20.00
CINEMA NON-A/C HIGH CLASS	TICKET	20.00	25.00	20.00	20.00	20.00	20.00	32.50	15.00	30.00	20.00
TV.LICENCE FEE DOMESTIC	YEARLY	420.00	420.00	420.00	420.00	420.00	420.00	420.00	420.00	420.00	420.00
EDUCATION.											
SCHOOL FEE PRIMARY ENG.MED.	MONIH	350.00	400.00	325.00	425.00	462.50	275.00	1008.33	900.00	1387.50	387.50

Contd.

## 7.11 Inter-City Consumer Prices for June, 2011

(Value in Rupees)

DISCRIPTION	UNIT	SUKKER	LARKANA	MIRPUR KHAS	NAWAB- SHAH	SHAHADAD- PUR	KUNRI	PESHA- WAR	MAR- DAN	ABBOTA- BAD	D.I.KHAN
SCHOOL FEE 2ND-RY ENG.MED.	MONIH	500.00	400.00	475.00	650.00	600.00	475.00	1153.33	1350.00	1737.50	737.50
GOVT. COLLEGE FEE 1ST. YEAR	MONIH	35.00	35.00	35.00	35.00	35.00	35.00	31.25	31.25	31.25	31.25
GOVT. COLLEGE FEE 4TH. YEAR	MONIH	67.50	67.50	67.50	67.50	67.50	67.50	39.59	39.59	39.59	39.59
GOVT. UNIVERSITY FEE MSC.	MONIH			354.17		354.17		539.58	539.58	539.58	539.58
GOVT. MED. COLLEGE FEE MBBS	MONIH	2000.00	2000.00		2000.00			641.66		641.66	641.66
GOVT. ENGG. COLL. FEE I YEAR	MONIH	407.00			333.33			360.00			
PAPER FOOLSCAPE (27"x17")	QUIRE	45.00	35.00	20.00	24.00	24.00	20.00	20.00	20.00	37.50	45.00
EXERCISE.BOOK LINED 80/100 PGSEACH		35.00	20.00	15.00	20.00	20.00	15.00	54.17	52.50	40.00	45.00
PENCILGOLDFISH/DEER	EACH	4.00	4.00	3.50	5.00	5.00	3.50	4.83	5.00	5.00	5.00
FOUNTIN PEN YOUTH CHINA	EACH	25.00	27.50	20.00	30.00	35.00	20.00	41.67	40.00	35.00	25.00
PEN INK DOLLOR 57 ML BOTTLE	EACH	15.00	15.00	15.00	15.00	15.00	15.00	15.00	15.00	20.00	15.00
BALL PEN (local)	EACH	5.00	5.00	5.00	5.00	5.00	5.00	5.00	5.00	5.00	5.00
ENGLISH BOOK CLASS VI	EACH	26.40	26.40	26.40	26.40	26.40	26.40	27.00	27.00	27.00	27.00
ENGLISH BOOK CLASS IX OR X	EACH	30.45	30.45	30.45	30.45	30.45	30.45	30.50	30.50	30.50	30.50
ENG. BOOK 1ST.YR COMPLETE SET	EACH	81.10	81.10	81.10	81.10	81.10	81.10	70.00	70.00	70.00	70.00
URDU BOOK CLASS V (T.B.BORD)	EACH	42.05	42.05	42.05	42.05	42.05	42.05	53.00	53.00	53.00	53.00
URDU BOOK CLASS IX/X(T.B.B)	EACH	38.70	38.70	38.70	38.70	38.70	38.70	42.00	42.00	42.00	42.00
URDU BOOK 1ST.YEAR/INTER	EACH	32.70	32.70	32.70	32.70	32.70	32.70	65.00	65.00	65.00	65.00
MATHS BOOK CALSS V (T.B.B)	EACH	37.60	37.60	37.60	37.60	37.60	37.60	54.00	54.00	54.00	54.00
MATHS BOOK CLASS IX OR X	EACH	67.55	67.55	67.55	67.55	67.55	67.55	74.50	74.50	74.50	74.50
MATHS BOOK 1ST.YEAR (T.B.B)	EACH	78.60	78.60	78.60	78.60	78.60	78.60	180.00	180.00	180.00	180.00
COMP. WITH PRINTER & SPEAKER	EACH	28000.00	25000.00	46000.00	28500.00	28500.00	46000.00	35000.00	35000.00	40000.00	38125.00
COM. C.D. (TDK/IMATION)	EACH	50.00	47.50		30.00	50.00		40.00	40.00	35.00	50.00
CLEANING LAUNDRY & PER.APPEARANCE.											
WASHING SOAP	CAKE	12.00	12.00	15.50	16.00	16.00	15.50	15.00	17.00	20.00	20.00
SURF (MEDIUM) 100 GRM	EACH	20.00	20.00	20.00	20.00	20.00	20.00	20.00	20.00	20.00	20.00
WASHING POWDER 1000 GRM	EACH	145.00	145.00	135.00	135.00	135.00	135.00	135.00	135.00	135.00	135.00
CLEANSER POWDER VIM 1000 GM	PKT.	45.00	50.00	42.00	42.00	42.00	42.00	47.00	47.00	45.00	45.00
FINIS 500 ML	BOTTLE	110.00	100.00	110.00	120.00	120.00	110.00	90.00	90.00	100.00	100.00
ROBIN BLUE (35 GRAMS)	PKT.	20.00	20.00	20.00	20.00	20.00	20.00	20.00	20.00	20.00	20.00
TOILET SOAP LUX 95 GRAMS	EACH	28.00	30.00	28.00	30.00	30.00	28.00	28.00	28.00	28.00	28.00
TOILET SOAP LIFEBOUY 140 GRM	EACH	30.00	30.00	30.00	28.00	28.00	30.00	28.00	28.00	28.00	30.00
TOOTHPASTE MACKLINES 70 GRM	EACH	36.00	36.00	36.00	36.00	36.00	36.00	36.00	36.00	36.00	36.00
TOOTHRUSH SHEILD A/PLAQUE	EACH	30.00	30.00	25.00	35.00	35.00	22.00	37.50	37.50	35.00	30.00
TOOTHPOWDER DENTONIC 90 GRM	EACH	20.00	20.00	20.00	20.00	20.00	20.00	20.00	20.00	20.00	20.00
BLADE TREET ORDINARY 10'S	PKT.	25.00	30.00	25.00	25.00	25.00	25.00	25.00	25.00	25.00	25.00
BLADE 7-O-CLOCK STAIN. 5'S	PKT.	28.00	30.00	28.00	30.00	30.00	25.00	35.00	35.00	30.00	25.00
DISPOSABLE RAZOR GILLET-II	EACH	35.00	30.00	30.00	32.50	32.50	30.00	35.00	35.00	33.00	35.00
SHAVING CREAM TOUCH-ME/ADM.	EACH	50.00	50.00	55.00	50.00	50.00	55.00	50.00	50.00	50.00	50.00
NAIL POLISH S.MISS/MEDORA	EACH	50.00	50.00	45.00	75.00	85.00	45.00	75.00	75.00	70.00	50.00
LIPSTICK S.MISS/MEDORA	EACH	90.00	90.00	90.00	90.00	90.00	90.00	90.00	90.00	90.00	90.00
PERFUME MED.SIZE MEDORA/EROCHEACH		90.00	90.00	90.00	90.00	90.00	90.00	90.00	90.00	90.00	90.00
SHAMPOO PLAIN MEDORA 200 ML.	BOTTLE	85.00	90.00	90.00	85.00	85.00	90.00	90.00	90.00	90.00	90.00
FACECREAM FONDS (MEDIUM)	EACH	90.00	90.00	85.00	85.00	80.00	90.00	90.00	90.00	90.00	80.00
TALC POWDER VICE ROAY,B.CAT	EACH	110.00	105.00	120.00	105.00	105.00	120.00	108.33	105.00	120.00	110.00
HAIR-OIL AMLA/CHAMBELI	BOTTLE	80.00	75.00	80.00	80.00	80.00	70.00	90.00	90.00	90.00	75.00
ERYLCREEM 210 ML.	EACH	125.00	150.00	120.00	120.00	120.00	120.00	120.00	120.00	120.00	120.00
HAIRCUT CHARGES FOR MEN	P/CUT	40.00	30.00	35.00	50.00	50.00	35.00	56.67	40.00	57.50	30.00

Contd.

## 7.11 Inter-City Consumer Prices for June, 2011

(Value in Rupees)

DISCRIPTION	UNIT	SUKKER	LARKANA	MIRPUR KHAS	NAWAB- SHAH	SHAHADAD- PUR	KUNRI	PESHA- WAR	MAR- DAN	ABBOTA- BAD	D.I.KHAN
BEAUTY FORL HAIR STYL CHARGE	P/STY.	100.00	125.00	62.50	100.00	60.00	60.00	183.33	175.00	200.00	140.00
HAIR-COLOUR BEGIN (6 GMS)	EACH	85.00	80.00	85.00	80.00	85.00	85.00	85.00	85.00	80.00	80.00
GOLD TEZABI 24 CT	10 GM.	42260.00	42000.00	42000.00	42250.00	42800.00	42000.00	43127.33	43083.00	42009.00	41660.00
SILVER TEZABI 24 CT	10 GM.	1245.00	1100.00	1028.00	1050.00	1050.00	1028.00	1072.44	1084.00	1028.00	1046.00
ARTIFICIAL JEWELLARY SET	SET	300.00	270.00	175.00	400.00	300.00	175.00	600.00	525.00	450.00	187.50
TISSU PAPER PERFUMED 100 PCS. PKT		72.00	75.00	80.00	80.00	75.00	80.00	75.00	75.00	70.00	80.00
TOILET PAPER ROLL (R.PETEL)	P/ROLL	25.00	25.00	25.00	25.00	25.00	25.00	25.00	25.00	25.00	27.00
WASHING CH. SHIRT	EACH	25.00	15.00	13.50	20.00	20.00	13.50	26.67	27.50	15.00	27.50
DRY CLEANING SUIT COAT PANT	SUIT	150.00	150.00	100.00	110.00	120.00	100.00	280.00	225.00	300.00	150.00
WASHING CH. (KAMIZ-SHALWAR)	PAIR	40.00	25.00	27.50	30.00	35.00	27.50	38.33	32.50	27.50	27.50
WRIST WATCH GENIS CITIZEN	EACH	2600.00	900.00	450.00	1500.00	1200.00	475.00	2491.67	2500.00	1900.00	700.00
WRIST WATCH LADIES CITIZEN	EACH	2500.00	900.00	450.00	1500.00	1100.00	475.00	2491.67	2500.00	1700.00	800.00
MEDICARE.											
SEPIRAN TABLETS	10TAB.	15.00	15.00	15.00	15.00	15.00	15.00	15.00	15.00	15.00	15.00
BRUFEN TABS 200-MG.	10TAB.	8.50	8.50	8.50	8.50	8.50	8.50	8.50	8.50	8.50	8.50
PANADOL TAB. EXTRA/PLAIN	10TAB.	7.00	7.00	7.00	7.00	7.00	7.00	7.00	7.00	7.00	7.00
DISPRIN TAB.	10TAB.	7.00	7.00	7.00	7.00	7.00	7.00	7.00	7.00	7.00	7.00
FLAGYL TAB. 200 MG.	10TAB.	10.00	10.00	10.00	10.00	10.00	10.00	10.00	10.00	10.00	10.00
VENIOLIN TAB. 2MG.	10TAB.	9.00	8.61	8.63	9.00	9.00	8.61	9.00	9.00	9.00	8.60
DAQNIL TAB. 5 MG.	10TAB.	15.00	14.71	15.00	15.00	15.00	15.00	15.00	15.00	14.71	14.71
ENIOX TAB.	10TAB.	10.00	10.00	10.00	10.00	10.00	10.00	10.00	10.00	10.00	10.00
RENITEC TAB. 5 MG.	10TAB.	50.83	51.00	51.00	51.00	51.00	51.00	51.00	51.00	50.83	50.83
CAC. 1000 TAB	BOTTLE	61.00	61.00	61.00	61.00	61.00	61.00	61.00	61.00	61.00	61.00
AMOXIL CAPSOLE 250 MG.S	10CAP.	31.00	31.00	31.00	31.00	31.10	31.00	31.00	31.00	31.40	31.00
CALCIUM SYRUP SANDOZ	BOTTLE	64.00	64.00	64.00	64.00	64.00	64.00	64.00	64.00	64.00	64.00
LEDERPLEX SYRUP	BOTTLE	34.00	35.00	35.00	34.00	34.00	35.00	35.00	35.00	35.00	35.00
SANCOS SYRUP (50 ML.)	BOTTLE	26.00	26.00	26.00	26.00	26.00	26.00	26.00	26.00	26.00	26.00
PHENERGAN SYRUP 120 ML.	BOTTLE	27.00	27.00	27.00	27.00	27.00	27.00	27.00	27.00	27.00	27.00
CALPOL SYRUP 60 ML.	BOTTLE	25.00	25.00	25.00	25.00	25.00	25.00	25.00	25.00	25.00	25.00
HYDRYLIN SYRUP 120 ML.	BOTTLE	30.00	30.00	30.00	30.00	30.00	30.00	30.00	30.00	30.00	30.00
POLYFAX EYE OINIMENT	TUBE	21.00	21.00	21.00	21.00	21.00	21.00	21.00	21.00	21.00	21.00
BEINESOL EYE DROPS	BOTTLE	29.47	29.47	29.47	29.47	29.47	29.47	29.47	29.47	29.47	29.47
BEINOVATE-N OINIMENT 5 GMS	TUBE	15.06	15.06	15.06	15.06	15.06	15.06	15.06	15.06	15.06	15.06
BURNOL CREAM 30 GRM	TUBE	16.00	16.00	16.00	16.00	16.00	16.00	16.00	16.00	16.00	16.00
GALKOS-D (450 GRMS)	PKT.	125.00	125.00	125.00	125.00	125.00	125.00	125.00	125.00	125.00	125.00
GRIPE-WATER WOODWARDS	BOTTLE	40.00	40.00	40.00	40.00	40.00	40.00	40.00	40.00	40.00	40.00
O.R.S. (NIMCOL)	PKT.	10.00	10.00	10.00	10.00	10.00	10.00	10.00	10.00	10.00	10.00
DEITOL (MEDIUM)	BOTTLE	41.76	41.76	41.76	41.76	41.76	41.76	41.76	41.76	41.76	41.76
COTTON BANDAGE 2" - 4"	EACH	5.00	7.75	8.13	8.00	8.00	8.13	5.83	6.00	5.00	4.00
THERMOMETER CHINA	EACH	30.00	30.00	35.00	30.00	30.00	35.00	30.83	27.50	42.50	30.00
JOUHAR JOSHANDA	PKT.	5.00	5.00	5.00	5.00	5.00	5.00	5.00	5.00	5.00	5.00
DOCTOR (MBES) CLINIC FEE	P/PAT.	100.00	125.00	75.00	90.00	90.00	75.00	166.67	125.00	125.00	150.00

Contd.

## 7.11 Inter-City Consumer Prices for June, 2011

(Value in Rupees)

DESCRIPTION	UNIT	BANNU	QUETTA	KHUZDAR	TURBAT	LORALI & CANTT.	AVERAGE PRICE	% CHANGE OVER PREVIOUS MONTH
FOOD & BEVERAGES.								
WHEAT	10 KG.	230.00	285.00	295.00	310.00	285.00	244.41	+0.06
WHEAT FLOUR FINE/SUPERIOR.	KG.	31.00	30.50	32.00	35.00	32.50	31.30	-0.51
WHEAT FLOUR BAG	10 KG.	277.50	300.00	315.00	320.00	310.00	280.70	-2.03
MAIDA	KG.	38.00	42.50	39.00	40.00	42.50	37.42	+0.54
BESAN AV. QLTY.	KG.	70.00	77.50	72.00	85.00	70.00	74.35	-1.16
RICE BASMATI SUP. QLTY.	KG.	85.00	96.25	112.50	118.00	100.00	92.33	-0.22
RICE BASMATI 385/386	KG.	82.50	82.50	70.00	85.00	90.00	70.06	+0.88
RICE BASMATI BROKEN AV.QLTY	KG.	49.00	60.00	60.00	60.00	70.00	55.16	+1.25
RICE IRRI-6 (SINDH/PUNJAB)	KG.	45.00	39.00	40.00	40.00	47.50	42.42	+0.43
PULSE MASOOR (WASHED)	KG.	115.00	104.00	116.00	115.00	120.00	109.16	-3.22
PULSE MOONG (WASHED)	KG.	135.00	136.00	130.00	140.00	138.00	140.12	+0.46
PULSE MASH (WASHED)	KG.	165.00	150.00	148.00	158.00	152.00	155.05	-1.52
PULSE GRAM	KG.	67.00	72.00	72.00	80.00	80.00	68.48	+0.19
GRAM WHOLE YELLOW AV.QLTY	KG.	100.00	115.00	110.00	115.00	120.00	112.07	+0.55
MUSTARD OIL AV.QLTY.	KG.	160.00	170.00	180.00	175.00	165.00	167.47	+1.07
COOKING OIL (DALDA)	2.5LTR	495.00	495.00	495.00	495.00	495.00	495.00	+0.00
VEGETABLE GHEE TIN	2.5KG.	495.00	495.00	495.00	495.00	495.00	495.00	+0.00
VEGETABLE GHEE (LOOSE)	KG.	165.00	170.00	170.00	175.00	170.00	167.77	+1.43
SUGAR REFINED	KG.	70.00	70.00	70.00	70.00	70.00	69.17	+5.59
GR AV.QLTY	KG.	90.00	80.00	70.00	80.00	70.00	80.84	+1.24
BEHEL LEAVES	50GM.	47.50	35.00	40.00	35.00	30.00	51.56	-0.08
BEHEL NUIS	KG.	277.50	235.00	250.00	215.00	170.00	220.06	+3.65
TEA BROCKBOND SUPREME 250GM. PKT.	PKT.	151.32	151.32	151.32	151.32	151.32	151.32	+0.00
TEA LIPTON YELLOW LABEL 200GM.PKT.	PKT.	131.58	131.58	131.58	131.58	131.58	131.58	+0.00
TEA LOOSE KENYA AV.QLTY 250GM.PKT.	PKT.	105.00	112.50	120.00	115.00	115.00	118.12	-0.39
MILK FRESH (UNBOILED)	LTR.	50.00	65.00	72.00	100.00	55.00	54.10	+1.96
CURD	KG.	60.00	75.00	75.00	110.00	60.00	62.84	+2.15
MILK TEIRA PACK 1/2 LTR.	PKT.	42.00	42.00	42.00	42.00	42.00	42.00	+1.52
BUTTER LOCAL PACKED	50 GM.	20.00	22.00	25.00	20.00	20.00	22.82	+0.40
COFFEE-NESCAFE 100 GM.	BOTTLE	220.00	230.00	220.00	220.00	220.00	222.57	+0.13
LACTOGEN 400 GRAMS	PKT.	285.00	285.00	285.00	285.00	285.00	285.00	+0.00
POWDER MILK NIDO 400GM.	PKT	230.00	230.00	230.00	230.00	230.00	230.00	+0.00
MILK POWDER LOOSE/PACKED	KG.	426.25	400.00	450.00	400.00	400.00	385.95	+1.50
HONEY LANGANESE 500 GM.	BOTTLE	425.00	432.00	410.00	445.00	450.00	524.92	+0.40
MILK 200 GM.	BOTTLE	110.00	120.00	110.00	110.00	120.00	114.86	+4.42
CORNFLAKS FALUI 225 GM.	PKT	110.00	120.00	110.00	110.00	120.00	116.57	+0.74
VERMICELLI	KG.	51.00	70.00	60.00	70.00	55.00	58.59	-0.12
CUSTARD POWDER RAHMAN 300 GM. PKT	PKT	60.00	60.00	60.00	60.00	60.00	60.00	-0.23
JAM AHMED/MITCHELLES	BOTTLE	105.00	110.00	110.00	105.00	110.00	108.43	+0.27
TOMATO KETCHUP AHMED/MITCHL	BOTTLE	65.00	70.00	65.00	65.00	70.00	68.00	+4.62
PICKLES AHMED/MITCHELLES	BOTTLE	85.00	85.00	85.00	85.00	85.00	85.00	+3.12
VINEGAR SYNTHETIC (SIRKA)	BOTTLE	30.00	67.50	40.00	40.00	55.00	54.82	-0.22
SQUASH-MITCHELLES	BOTTLE	135.00	130.00	130.00	130.00	130.00	133.14	+6.51
ROOH AFZA	BOTTLE	140.00	145.00	140.00	140.00	145.00	141.57	+1.12
COLD DRINK (STANDARD SIZ)	BOTTLE	20.00	20.00	20.00	20.00	19.00	18.37	+1.72
FRUIT JUICE TEIRA PACK	PKT.	12.00	12.00	12.00	15.00	12.00	13.37	+0.60
ICE CREAM WALLS	CUP.	25.00	25.00	20.00	25.00	20.00	23.00	+3.56
ICE	KG	6.50	4.50	10.00	10.00	12.00	6.94	+2.06

Contd.

## 7.11 Inter-City Consumer Prices for June, 2011

(Value in Rupees)

DESCRIPTION	UNIT	BANNU	QUETTA	KHUZDAR	TURBAT	LORALI & CANTT.	AVERAGE PRICE	% CHANGE OVER PREVIOUS MONTH
CINAMON LOOSE AV. QLTY	50 GM.	22.00	14.50	30.00	25.00	15.00	18.75	+0.21
CUMINSEED WHITE NATIONAL	50 GM.	45.00	45.00	45.00	45.00	45.00	45.00	+0.00
PEPPER BLACK NATIONAL	50 GM.	50.00	50.00	50.00	50.00	50.00	50.53	+1.06
CLOVES LOOSE AV. QLTY	50 GM.	45.00	46.00	50.00	25.00	40.00	46.48	+1.02
CARDAMOM LARGE LOOSE AV. QLTY	50 GM.	100.00	150.00	105.00	110.00	130.00	132.30	+1.82
CARDAMOM SMALL AV. QLTY	50 GM.	130.00	160.00	140.00	150.00	138.75	150.81	+0.47
SALT-POWDERED (LAHORI) LOOSE	KG.	4.00	10.00	10.00	10.00	8.00	7.74	+1.44
CHILLIES POWD. NATIONAL 200GM PKT		120.00	120.00	120.00	120.00	120.00	120.69	+0.58
CORRIANDER SEED POWD. NATIONAL PKT		75.00	75.00	75.00	75.00	75.00	75.00	+0.00
TURMERIC POWD. NATIONAL 50GM PKT.		35.00	35.00	35.00	35.00	35.00	35.00	+0.00
CURRY POWD. NATIONAL 200 GM PKT.		75.00	75.00	75.00	75.00	75.00	76.00	+1.33
COCONUT DRY AV. QLTY.	KG.	210.00	250.00	240.00	200.00	240.00	207.36	+0.77
DATES AV. QLTY.	KG.	162.50	130.00	80.00	75.00	120.00	140.37	+0.49
PISTACHIO AV. QLTY.	50 GM.	55.00	49.00	50.00	50.00	100.00	78.94	+1.37
ALMONDS WHOLE AV. QLTY.	KG.	335.00	400.00	400.00	425.00	400.00	348.72	+0.57
RAISINS AV. QLTY.	50 GM.	10.50	22.00	30.00	15.00	20.00	17.53	+1.86
GROUNDNUTS (WITH SHELL)	KG.	122.50	127.50	180.00	105.00	100.00	148.39	-1.57
BREAD PLAIN MEDIUM SIZE	EACH	28.00	31.00	30.00	27.00	35.00	29.79	+1.36
RUSK (PAPAY)	KG.	120.00	135.00	140.00	140.00	140.00	138.65	+1.25
BISCUITS-PACKED	PKT	30.00	30.00	25.00	30.00	25.00	27.70	+1.24
BISCUIT-BAKERY (LOOSE)	250 GM	40.00	55.00	50.00	50.00	50.00	54.98	+1.61
TOFFEE (HILAL)	EACH	1.00	1.00	1.00	1.00	1.00	1.00	+0.00
CHOCOLATE CANDY (SMALL SIZE)	EACH	5.00	5.00	5.00	5.00	5.00	5.00	+0.00
CIGARETTES K-2 10'S	PKT	14.00	15.00	15.00	15.00	15.00	14.55	+3.93
CIGARETTES CAPSTAN 10'S	PKT	24.00	24.00	24.00	24.00	24.00	24.00	+0.00
CIGARETTES GOLD LEAF 20'S	PKT	70.00	70.00	70.00	70.00	70.00	68.71	+5.71
CIGARETTES MORVEN GOLD 20'S	PKT	28.00	29.75	28.00	28.00	28.00	29.16	+4.14
BREAD TANDOORI ST. SIZE	EACH	6.00	10.00	10.00	10.00	10.00	5.56	+2.21
COOKED MUTTON (AV. HOTEL)	PLATE	82.50	130.00	100.00	90.00	90.00	93.16	+0.40
COOKED BEEF (AV. HOTEL)	PLATE	42.50	70.00	70.00	60.00	70.00	57.39	+1.07
COOKED DAL (AV. HOTEL)	PLATE	32.50	45.00	50.00	40.00	35.00	36.87	+0.33
TEA PREPARED (ORDINARY)	CUP	12.00	18.00	15.00	10.00	10.00	13.38	+0.22
SAMOSA (VEGETABLE)	EACH	8.50	10.00	5.00	5.00	8.00	8.91	+0.68
PASTRY AV. QLTY.	EACH	15.00	18.00	12.00	10.00	15.00	16.51	+0.73
PATTIES (VEGETABLES)	EACH	17.50	20.00	12.00	12.00	10.00	14.26	+0.78
SWEETMEAT (MIXED)	KG	150.00	247.50	225.00	280.00	250.00	237.05	+0.75
FISH-RAHU MEDIUM SIZE	KG	240.00	220.00	190.00	400.00	230.00	214.28	-2.30
BEEF WITH BONE AV. QLTY.	KG	220.00	260.00	260.00	300.00	240.00	223.71	+1.42
MUTTON AV. QLTY.	KG	320.00	480.00	450.00	550.00	470.00	428.04	+1.62
CHICKEN FARM BROILER (LIVE)	KG	140.00	155.00	170.00	150.00	160.00	130.08	+3.29
EGGS FARM	DOZ	70.00	70.00	65.00	74.00	85.00	68.73	+12.10
POTATOES	KG	25.00	28.00	29.00	40.00	29.00	28.18	+14.04
ONION	KG	15.00	16.00	12.00	15.00	21.00	14.99	-7.24
TURNIP	KG							+0.00
RADISH	KG							+0.00
TOMATOES	KG	12.75	40.00	30.00	18.00	32.50	24.24	+30.25
CABBAGE	KG							+0.00
CAULIFLOWER	KG							+0.00
BRINJAL	KG	20.00	27.00	30.00	30.00	30.00	25.06	+14.53
PUMPKIN	KG	22.50	30.00	28.00	27.50	29.00	23.82	-3.17

Contd.



## 7.11 Inter-City Consumer Prices for June, 2011

(Value in Rupees)

DESCRIPTION	UNIT	BANNU	QUETTA	KHUZDAR	TURBAT	LORALI & CANTT.	AVERAGE PRICE	% CHANGE OVER PREVIOUS MONTH
BOTTLEGOURD	KG	20.00	33.00	30.00	30.00	32.00	23.95	-12.65
LADY FINGER	KG	22.50	35.50	45.00	27.50	45.00	33.27	-16.74
PEAS	KG							+0.00
SPINACH	KG							+0.00
TINDA	KG	32.00	35.00	50.00	60.00	40.00	38.86	+7.17
TURAL	KG	20.00	40.75	42.50	60.00	60.00	32.01	-22.53
KARAILA	KG	30.00	33.75	50.00	45.00	50.00	35.31	-1.06
ARVI	KG	45.00	70.00	65.00	60.00	52.50	63.69	+0.00
CHILLIES GREEN	KG	60.00	51.25	50.00	60.00	72.50	46.97	+10.65
CARROT	KG							+0.00
GINGER	KG	170.00	180.00	180.00	200.00	270.00	141.14	+0.01
GARLIC	KG	220.00	180.00	200.00	215.00	245.00	165.82	-3.26
CUCUMBER (KHEERA)	KG	20.00	35.00	25.00	60.00	60.00	30.42	+28.08
MALTA/MOSAMBI	DOZ							+0.00
KINNU	DOZ							+0.00
APPLE	KG	175.00	110.00	80.00	135.00	65.00	127.23	+15.40
ALOO BUKHARA	KG	85.00	90.00	90.00	1200.00	1000.00	173.38	-9.83
POMEGRANATE (ANNAR)	KG							+0.00
GRAPES	KG							+0.00
BANANAS	DOZ	60.00	55.00	60.00	55.00	62.50	56.18	+2.35
MANGO KALMI	KG	67.50	55.00	50.00	80.00	75.00	61.41	-22.02
GUAVA	KG							+0.00
WATERMELON (TURBOOZ)	KG	15.00	22.50	30.00	22.50	30.00	18.39	-18.88
MUSKMELON (KHARBOOZA)	KG	15.00	35.00	20.00	22.50	40.00	25.98	-22.31
SWEETMELON (SARDA)	KG							+0.00
SWEETMELON (GARMA)	KG							+0.00
APPAREL, TEXTILE & FOOTWEAR.								
LONG CLOTH AV.QLTY.	METER	65.00	85.00	90.00	70.00	85.00	85.33	+0.33
SHIRTING AV.QLTY.	METER	70.00	100.00	100.00	110.00	110.00	96.72	+0.26
PANT CLOTH W & WEAR AV.QLTY	METER	280.00	300.00	160.00	160.00	300.00	274.40	+0.52
LAWN AV.QLTY.	METER	98.00	85.00	70.00	60.00	82.50	94.14	+0.78
VOIL AV.QLTY.	METER	50.00	57.50	60.00	70.00	60.00	67.84	+1.01
GEORGETTE AV.QLTY	METER	80.00	77.50	80.00	80.00	95.00	87.40	+0.39
LINEN AV.QLTY	METER	95.00	62.50	90.00	90.00	105.00	91.64	+0.70
HEAVY WT. SUITING LAW.PUR	METER	755.00	850.00	750.00	750.00	750.00	922.21	+0.44
TROPICAL SUITING LAW.PUR	METER	715.00	750.00	750.00	750.00	750.00	750.88	-0.60
TAILORING SHIRT	EACH	200.00	171.25	200.00	150.00	185.00	216.34	+0.63
TAILORING COAT-PANT SUIT	SUIT	1950.00	3060.00	3100.00	3100.00	3100.00	2901.24	+0.48
TAILORING AWAMI-SUIT (MALE)	SUIT	255.00	325.00	312.50	300.00	245.00	317.32	+0.77
TAILORING SUIT FEMALE	SUIT	200.00	325.00	210.00	300.00	215.00	263.07	+0.19
BRASSIER AV.QLTY.	EACH	100.00	69.38	100.00	90.00	67.50	86.92	+0.27
DOPATTA GEORGETTE AV.QLTY.	EACH	147.50	144.38	140.00	240.00	113.75	184.98	+0.60
CHADDAR (W/WEAR) (2x2.5 MIR)	EACH	250.00	271.88	300.00	270.00	225.00	269.70	+0.47
PANT BOY 24"/26" LENGIH.	EACH	395.00	335.00	325.00	250.00	300.00	313.92	+1.49
SHIRT BOY 24"/26" LENGIH	EACH	188.75	223.75	300.00	250.00	230.00	247.55	+0.70
SCHOOL UNI. PANT,SHIRT BOYS	SUIT	350.00	400.00	350.00	600.00	350.00	433.83	+0.31
SCHOOL UNI. KAMEEZ,SHAL.BOYS	SUIT	382.50	407.50	390.00	600.00	400.00	417.98	+0.00
SCHOOL UNI. KAMEEZ,SHAL.GIRL	SUIT	382.50	415.00	360.00	600.00	390.00	408.41	+0.00
FROCK W/WEAR GIRLS	EACH	450.00	400.00	400.00	250.00	450.00	549.77	+2.66

Contd.

## 7.11 Inter-City Consumer Prices for June, 2011

(Value in Rupees)

DESCRIPTION	UNIT	BANNU	QUETTA	KHUZDAR	TURBAT	LORALI & CANTT.	AVERAGE PRICE	% CHANGE OVER PREVIOUS MONTH
AWAMI-SUIT W & W(BOY) 24"/26	SUIT	400.00	512.50	350.00	600.00	475.00	583.83	+1.20
LINGI/DHOTI(COTTON) AVG. QLTY	EACH	195.00	155.00	175.00	160.00	150.00	191.34	+1.31
UNDERWEAR AV.QLTY MEDIUM SIZE	EACH	50.00	58.13	72.50	55.00	60.00	81.85	+0.43
VEST FOR MEN AV.QLTY.	EACH	52.50	66.25	90.00	80.00	70.00	85.27	+1.48
SOCKS NYLON (PAKISTANI)	PAIR	47.50	59.38	45.00	80.00	62.50	63.08	+0.00
AWAMI-SUIT W&W (GENIS)AV.QLTY	SUIT	975.00	671.25	700.00	762.50	700.00	774.02	+2.35
PULLOVER GENIS OXFORD/BON.	EACH	2000.00	1750.00	1750.00	1700.00	1750.00	1899.17	+0.15
PULLOVER LADIES OXFORD/BON.	EACH	2000.00	1850.00	1850.00	1850.00	1850.00	1877.62	-0.08
PULLOVER (GENIS) OTHERS A.QTY	EACH	692.50	531.25	675.00	450.00	475.00	599.02	+0.80
SECOND-HAND COAT FOR MEN	EACH	145.00	170.00	250.00	170.00	250.00	277.05	+0.69
GENIS SHOES TARGET BATA	PAIR	799.00	799.00	799.00	799.00	799.00	799.00	+0.00
GENIS SANDAL BIN BATA	PAIR	499.00	499.00	499.00	499.00	499.00	499.00	+0.00
GENIS CHAPPAL SPRING BATA	PAIR	139.00	139.00	139.00	139.00	139.00	139.00	+0.00
LADIES SANDAL PISA BATA	PAIR	399.00	399.00	399.00	399.00	399.00	399.00	+0.00
LADIES SPOUNG CHAPPAL BATA	PAIR	139.00	139.00	139.00	139.00	139.00	139.00	+0.00
CHILD SHOE BIRO BATA	PAIR	549.00	549.00	549.00	549.00	549.00	549.00	+0.00
GENIS SHOE, ART 1109 SERVICE	PAIR	679.00	679.00	679.00	679.00	679.00	679.00	+0.00
CHEETHA 50 SIZE 3-5	PAIR	1049.00	1049.00	1049.00	1049.00	1049.00	1049.00	+0.00
BOOT POLISH CHERRY/KIWI 50ML	EACH	45.00	45.00	45.00	45.00	45.00	45.00	+0.00
SHOE REPAIR HALF SOLE	PAIR	70.00	81.25	80.00	45.00	42.50	77.74	+2.06
HOUSE RENT.								
HOUSE RENT INDEX	MONTH	229.51	241.93	241.93	241.93	241.93	230.50	+0.97
FUEL AND LIGHTING.								
KEROSENE OIL	LTR	93.03	90.59	93.91	89.76	92.83	95.45	-5.02
FIREWOOD WHOLE	40 KG.	260.00	325.00	380.00	200.00	250.00	338.34	+1.62
MATCH BOX SMALL	EACH	1.00	1.00	1.00	1.00	1.00	1.00	+0.00
BULB PHILLIPS 100-WATTS	EACH	25.00	25.00	25.00	25.00	25.00	24.54	+0.20
TUBE LIGHT PHILLIPS 40 WATTS	EACH	90.00	90.00	90.00	90.00	90.00	90.57	+0.00
ELECT.CHARGES UPTO 50 UNITS	P/UNIT	1.87	1.87	1.87	1.87	1.87	1.87	+0.00
ELECT.CHARGES 01 - 100 UNIT	P/UNIT	4.54	4.54	4.54	4.54	4.54	4.54	+2.02
ELECT.CHARGES 101 - 300 UNIT	P/UNIT	6.86	6.86	6.86	6.86	6.86	6.86	+1.93
ELECT.CHARGES 301 - 1000 UNIT	P/UNIT	10.65	10.65	10.65	10.65	10.65	10.65	-0.09
ELECT.CHARGES ABOVE 1000 UNIT	P/UNIT	13.29	13.29	13.29	13.29	13.29	13.29	-0.08
GAS CHRQ upto 3.3719	MMBTU		110.20				110.20	+0.00
GAS CHRQ 3.3719 - 6.7438	MMBTU		220.40				220.40	+0.00
GAS CHRQ 6.7438 - 10.1157	MMBTU		928.00				928.00	+0.00
GAS CHRGL0.1157 - 13.4876	MMBTU		1167.42				1167.42	+0.00
GAS CYLINDER STAND. SIZE	EACH	1100.00	1275.00	1250.00	1050.00	1350.00	1176.14	-8.98
H.HOLD.FURNITURE & EQUIPMENT ETC.								
S.STEEL DEGHCHI MEDIUM SIZE	EACH	492.50	413.75	500.00	450.00	450.00	472.63	+1.14
S.STEEL PLATE A.QLTY. (M.SIZE)	EACH	62.50	85.00	80.00	80.00	60.00	61.37	+0.20
TEA-SET S.STEEL 3 PCS. M.SIZE	SET		762.50	900.00	400.00	400.00	554.37	+0.53
TABLE SPOON S.STEEL SUP.QLTY. DOZEN	DOZEN	305.00	325.00	300.00	200.00	255.00	260.48	+0.90
WATER-SET S.STEEL SUP.QLTY	SET	582.50	701.25	850.00	650.00	600.00	765.84	+0.17
TEA SET PAK. CHINAWARE 21 PCS.	SET	725.00	1025.00	1150.00	750.00	850.00	1140.78	+0.47
DINNER SET PLASTIC 35 PCS.	SET	1375.00	1031.25	1200.00	900.00	1400.00	1301.87	+0.11
HOIPOI SET PLASTIC 3 PCS.	SET	1150.00	687.50	1100.00	800.00	800.00	951.39	+0.00

Contd.

## 7.11 Inter-City Consumer Prices for June, 2011

(Value in Rupees)

DESCRIPTION	UNIT	BANNU	QUETTA	KHUZDAR	TURBAT	LORALI & CANTT.	AVERAGE PRICE	% CHANGE OVER PREVIOUS MONTH
BUCKET(BALTI) PLASTIC MED.SIZ EACH		255.00	285.00	225.00	325.00	325.00	247.78	+0.00
SUITCASE REXIN (24"x16"x6") EACH		490.00	900.00	950.00	850.00	600.00	685.70	+0.00
PRESURE COOKER 4 LTR. EACH		1125.00	1150.00	900.00	850.00	1150.00	1016.59	+0.00
ELECTRIC JUICER FOR APPLE EACH		3500.00	3500.00	3500.00	3550.00	3500.00	4764.58	+0.00
WATER COOLER 9/10 LTR.PLASTIC EACH		392.50	500.00	500.00	400.00	500.00	437.79	+0.00
THERMOS STARVAC 1 LTR EACH		300.00	270.00	450.00	370.00	380.00	347.17	+0.00
CHAIR SHESHAM WOOD WITH ARMS EACH		750.00	806.25	1000.00	800.00	850.00	1122.04	+0.00
TABLE SHESHAM WOOD (4X2X5") EACH		2500.00	4600.00	4500.00	2750.00	2750.00	3540.84	+0.00
SOFASET WOODEN WITH FOAM SEAT SET		10000.00	9937.50	9000.00	8000.00	8000.00	11559.96	+0.00
COT IRON (WITH NIWAR)AV.QLTY. EACH		1375.00	1000.00	1650.00	1650.00	1150.00	1412.41	+0.05
ALMIRAH (STEEL) 6'X3' 20 GIAGEEACH		5775.00	6700.00	8500.00	6600.00	5750.00	6987.86	+0.20
DINNING TABLE 6 CHAIRS A.QLTY SET		8100.00	13875.00	9500.00	9500.00	10000.00	12596.99	+0.00
SINGLE BED WITHOUT FOAM MED. EACH		2500.00	4625.00	5000.00	3600.00	3000.00	3844.42	+0.00
MAIRESS SINGLE(4"THICK) EACH		3350.00	2537.50			3000.00	3702.91	+0.00
MARRIAGE HALL WITH FURNITURE P/HEAD		50.00	80.00	50.00	50.00		76.16	+0.00
HOUSEHOLD SERVANT FEMALE P/T P/MNTH		1225.00	1300.00	1150.00	1200.00		1019.26	+0.00
QUILT (LIHAF) 3 KG. COTTON EACH		725.00	775.00	600.00	475.00		653.91	+0.02
BLANKET (90" x 54") EACH		2100.00	1900.00	2000.00	2200.00	2400.00	2083.35	+0.00
BEDSHEET SINGLE BED SUP.QLTY EACH		320.00	475.00	500.00	375.00	425.00	381.83	+0.00
DARI COTTON (6'x2 1/2') AV.QL EACH		216.00	462.50	700.00	320.00	425.00	385.92	+0.08
FARSHI DARI 12'X9' AV.QLTY EACH		795.00	1100.00	1125.00	500.00	575.00	940.32	+0.00
CARPET PLAIN AV. QLTY SQFT.		36.00	59.38	30.00	25.00	22.00	34.48	+0.00
TOWEL(3'x2') AV. QALITY EACH		170.00	130.00	190.00	200.00	185.00	152.96	+0.00
GAS BURNER DOUBLE SPFY.BRAND EACH		1600.00	1055.00	1200.00	1000.00	1250.00	1277.25	+0.34
ELECT. IRON PHILIPS MDL.1120 EACH		950.00	850.00	1000.00	900.00	1100.00	1001.14	+0.21
CEILING FAN 48" SUPER QLTY EACH		2275.00	1975.00	2600.00	2550.00	2200.00	2420.91	+0.00
PEDESTAL FAN 22" SUPER QLTY EACH		2875.00	2850.00	3100.00	3200.00	3000.00	3377.46	+0.00
WASHING MACHINE SINGER EACH		13950.00	13950.00	13950.00	13950.00	13950.00	13950.00	+0.00
SEWING MACHINE(SINGER) EACH		4775.00	4775.00	4775.00	4775.00	4775.00	4817.14	+0.00
WALL CLOCK QUARTZ AV.QLTY EACH		250.00	456.25	325.00	300.00	425.00	340.15	+0.00
HAND STITCHING NEEDLE M.SIZE PACKET		6.00	4.25	5.50	7.00	7.00	5.04	+0.00
SEWING THREAD/REEL(ASLI PARI) EACH		3.00	4.00	5.00	4.00	4.00	4.94	+0.00
REFG. DAWLENCE 10 CFT. D.DOOR EACH		25000.00	24000.00	26000.00	22500.00	22500.00	24712.40	+0.00
D-FREEZER WAVES 8 CFT. EACH		23000.00	23000.00	26000.00	21000.00	21000.00	23640.00	+0.20
AIRCONDITIONER 1.5 TON PEL EACH		42000.00	38550.00	38000.00	40250.00	35000.00	38675.73	+0.65
AIRCOOLER SUPER ASIA EACH		9000.00	10500.00	10000.00	9000.00	9000.00	9466.67	+0.56
TRANSPORT & COMMUNICATION.								
PETROL SUPER LITRE		90.20	86.95	86.95	86.71	87.45	87.74	-1.85
HIGH SPEED DIESEL HSD LITRE		96.65	94.35	94.70	94.11	94.80	95.05	-3.22
CNG K.G.			59.57				57.74	+0.00
MOTOR CYCLE SERVICE CHARGES EACH		200.00	190.00	200.00	190.00	135.00	191.67	+0.85
CAR SERVICE CHARGES EACH			350.00	350.00	225.00	200.00	252.16	+1.48
MOTORCYCLE HONDA CD-70. EACH		66000.00	66000.00	65500.00	65500.00	65500.00	65672.94	+0.34
MOTORCYCLE YAMAHA 100CC. EACH		72900.00	73900.00	72900.00	72900.00	72900.00	73188.57	+0.45
CAR SUZUKI 800 CC (W/O. A/C) EACH							501282.61	+0.14
BICYCLE WITH TYRES & TUBES EACH		6000.00	6500.00	5750.00	5800.00	5800.00	6194.39	+0.65
TYRE CAR WITH TUBE GENERAL EACH		2750.00	2050.00	2650.00	2800.00	2200.00	2539.46	+0.27
TYRE MOTOR CYCLE WITHOUT TUBE EACH		900.00	925.00	1025.00	975.00	800.00	923.19	+1.58
TYRE CYCLE SPECIFY BRAND NAME EACH		210.00	290.00	300.00	200.00	230.00	290.10	+0.02

Contd.

## 7.11 Inter-City Consumer Prices for June, 2011

(Value in Rupees)

DESCRIPTION	UNIT	BANNU	QUETTA	KHUZDAR	TURBAT	LORALI & CANTT.	AVERAGE PRICE	% CHANGE OVER PREVIOUS MONTH
AUTO RICKSHAW FARES	KM/MIN	40.00	65.00	65.00	30.00	30.00	45.47	+0.00
FULL TONGA CHARGES	KM/MIN	35.00	65.00	55.00	35.00	40.00	47.76	+0.00
TAXI 4 SEATER FARE	KM/MIN	47.50	50.00	60.00	40.00	50.00	55.10	+0.00
BUS FARE MIN (WITHIN CITY)	TICKET		15.00				11.14	+0.00
BUS FARE MAX (WITHIN CITY)	TICKET		15.00				19.38	+0.00
BUS FARE OUTSIDE CITY	P/KM.	.93	.90	.90	.90	.90	.81	+0.00
A/C BUS FARE OUTSIDE CITY	P/KM.	1.28	1.50	1.50	1.50		1.40	+0.00
MINIBUS FARE MIN.WITH IN CITY TICKET			15.00				12.44	+0.00
MINIBUS FARE MAX.WITH IN CITY TICKET			15.00				21.78	+0.00
SUZUKI FARE MIN.WITH IN CITY TICKET							9.87	+0.00
SUZUKI FARE MAXIMUM W.IN CITY TICKET							15.00	+0.00
TRAIN FARE ECO. 1-100 KM.	P/KM.		.68				.68	+0.00
TRAIN FARE ECO. 101-500 KM.	P/KM.		.86				.86	+0.00
TRAIN FARE ECO. > 500 KM.	P/KM.		.74				.74	+0.00
TRAIN FARE IST SLP. 1-100KM	P/KM.		1.73				1.73	+0.00
TRAIN FARE IST SLP.101-500 KM	P/KM.		2.13				2.13	+0.00
TRAIN FARE IST SLP. > 500 KM	P/KM.		1.64				1.64	+0.00
TRAIN FARE A/C SLP. 1-100KM.	P/KM		6.33				6.33	+0.00
TRAIN FARE A/C SLP.101-500KM	P/KM.		6.22				6.22	+0.00
TRAIN FARE A/C SLP > 500KM.	P/KM		4.68				4.68	+0.00
PLATFORM TICKET	EACH		5.00				5.00	+0.00
AIR FARE ECONOMY CLASS.	P/KM.		15.72	15.72	15.72		15.72	+15.50
POSTAL ENVELOPE DOMESTIC	EACH	8.00	8.00	8.00	8.00	8.00	8.00	+0.00
POSTAL REGISTRATION CHARGES	EACH	20.00	20.00	20.00	20.00	20.00	20.00	+0.00
AEROGRAM FOR SAUDI ARABIA	EACH	39.00	39.00	39.00	39.00	39.00	39.00	+0.00
U.M.S. REG CHARGES MIN.	EACH	35.00	35.00	35.00	35.00	35.00	35.00	+0.00
T.C.S. CH. MIN.WITH IN ZONE	EACH	80.00	80.00	80.00	80.00	80.00	80.00	+0.00
TELEPHONE CHARGES LOCAL CALL	P/CALL	3.59	3.59	3.59	3.59	3.59	3.59	+0.00
CAR TAX FOR 800CC TO 1300CC	YEARLY	937.50	500.00	500.00	500.00	500.00	926.27	+0.00
TEL CHARGES OUT SIDE CITY	P/CALL	3.59	3.59	3.59	3.59	3.59	3.59	+0.00
INTERNET CHARGES	P/HOUR	12.00	21.25	15.00	30.00	15.00	19.97	+0.00
RECREATION & ENTERTAINMENT.								
DAILY "DAWN"	P/COPY		15.00	15.00	15.00	15.00	15.00	+0.00
DAILY "JANG"	P/COPY	10.00	10.00	10.00	10.00	10.00	10.00	+0.00
DAILY "NAWA-E-WAQI"	P/COPY	10.00	10.00	10.00	10.00	10.00	10.00	+0.00
WEEKLY "AKHBAR-E-JAHAN"	P/COPY	40.00	40.00	40.00	40.00	40.00	40.00	+0.00
WEEKLY "MAG"	P/COPY	35.00	35.00	35.00	35.00	35.00	35.00	+0.00
MONTHLY "NAUNHAL DIGEST"	P/COPY	25.00	25.00	25.00	25.00	25.00	25.00	+0.00
RADIO WITH C.PLAYER NATIONAL	EACH	1975.00	1962.50	1800.00	1750.00	1250.00	2156.47	+0.57
DRY CELL 1.5 VOLT(LOCAL)	EACH	19.00	15.00	19.00	15.00	15.00	17.20	+1.36
T.V. 20" COLORED WEGA H-A21.	EACH	19750.00	18000.00	17500.00	17000.00	18000.00	19730.30	+0.00
VIDEO GAME SEGA 16 BYTE	EACH	1450.00	1300.00	1000.00	1000.00	1250.00	1291.36	+0.00
V.C.P. PANASONIC/LG/NAT	EACH	6000.00	6900.00	5000.00	5000.00	6500.00	5302.05	+0.00
VID. CASSETTE BLK. TDK/SONY	EACH	110.00	155.00	150.00	150.00	150.00	128.47	+1.01
TAPE RECORDER CASSETTE BLANK	EACH	25.00	36.25	45.00	35.00	35.00	42.57	+0.69
CINEMA A/C. HIGH CLASS	TICKET	25.00	31.25	30.00	30.00	30.00	42.31	+0.00
CINEMA NON-A/C HIGH CLASS	TICKET	25.00	30.00	25.00	25.00	25.00	31.72	+0.00
TV.LICENCE FEE DOMESTIC	YEARLY	420.00	420.00	420.00	420.00	420.00	420.00	+0.00
EDUCATION.								
SCHOOL FEE PRIMARY ENG.MED.	MONIH	450.00	700.00	300.00	510.00	300.00	868.58	+1.45

Contd.

## 7.11 Inter-City Consumer Prices for June, 2011

(Value in Rupees)

DESCRIPTION	UNIT	BANNU	QUETTA	KHUZDAR	TURBAT	LORALI & CANTT.	AVERAGE PRICE	% CHANGE OVER PREVIOUS MONTH
SCHOOL FEE 2ND-RY ENG.MED.	MONIH	600.00	1000.00	300.00	800.00	450.00	1091.02	+0.30
GOVT. COLLEGE FEE 1ST. YEAR	MONIH	31.25	7.50	7.50	7.50	7.50	38.04	+0.00
GOVT. COLLEGE FEE 4TH. YEAR	MONIH	39.59	9.00	9.00	9.00	9.00	51.83	+0.00
GOVT. UNIVERSITY FEE MSC.	MONIH	539.58	350.00	350.00	350.00	350.00	256.82	+0.00
GOVT. MED. COLLEGE FEE MBBS	MONIH		950.00				1108.76	+71.91
GOVT. ENGG. COLL. FEE I YEAR	MONIH		850.00	850.00			953.32	+0.00
PAPER FOOLSCAPE (27"x17")	QUIRE	20.00	19.50	30.00	25.00	10.00	29.09	+1.57
EXERCISE.BOOK LINED 80/100 PGSEACH		37.50	36.25	30.00	40.00	32.50	34.21	+0.29
PENCILGOLDFISH/DEER	EACH	5.00	5.00	5.00	5.00	5.00	4.88	+0.83
FOUNTIN PEN YOUTH CHINA	EACH	30.00	45.00	35.00	35.00	30.00	32.40	+0.00
PEN INK DOLLOR 57 ML BOTTLE	EACH	15.00	15.00	20.00	15.00	15.00	15.86	+0.95
BALL PEN (local)	EACH	5.00	5.00	5.50	5.00	5.50	5.04	+0.00
ENGLISH BOOK CLASS VI	EACH	27.00	20.00	20.00	20.00	20.00	23.49	+2.85
ENGLISH BOOK CLASS IX OR X	EACH	30.50	28.00	28.00	28.00	28.00	41.77	+1.61
ENG. BOOK 1ST.YR COMPLETE SET	EACH	70.00	54.00	54.00	54.00	54.00	69.68	+0.00
URDU BOOK CLASS V (T.B.BORD)	EACH	53.00	32.00	32.00	32.00	32.00	36.78	+2.42
URDU BOOK CLASS IX/X(T.B.B)	EACH	42.00	47.00	47.00	47.00	47.00	74.22	+1.26
URDU BOOK 1ST.YEAR/INTER	EACH	65.00	39.00	39.00	39.00	39.00	44.36	+1.86
MATHS BOOK CALSS V (T.B.B)	EACH	54.00	37.00	37.00	37.00	37.00	43.17	+2.74
MATHS BOOK CLASS IX OR X	EACH	74.50	87.00	87.00	87.00	87.00	113.17	+0.34
MATHS BOOK 1ST.YEAR (T.B.B)	EACH	180.00	85.00	85.00	85.00	85.00	119.22	+0.00
COMP. WITH PRINTER & SPEAKER	EACH	35000.00	27455.17	27455.17	27455.17	27455.17	38307.17	+0.06
COM. C.D. (TDK/IMATION)	EACH	65.00	65.00	65.00	65.00	65.00	51.33	+0.00
CLEANING LAUNDRY & PER.APPEARANCE.								
WASHING SOAP	CAKE	15.50	21.00	22.00	15.00	18.00	17.14	+0.88
SURF (MEDIUM) 100 GRM	EACH	20.00	20.00	20.00	20.00	20.00	20.00	+0.00
WASHING POWDER 1000 GRM	EACH	145.00	135.00	135.00	145.00	135.00	139.57	+2.30
CLEANSER POWDER VIM 1000 GM	PKT.	45.00	45.00	45.00	45.00	45.00	45.97	+2.93
FINIS 500 ML	BOTTLE	90.00	95.00	110.00	90.00	90.00	102.29	+1.85
ROBIN BLUE (35 GRAMS)	PKT.	20.00	20.00	20.00	20.00	20.00	20.00	+33.33
TOILET SOAP LUX 95 GRAMS	EACH	30.00	28.00	28.00	28.00	28.00	28.40	+1.43
TOILET SOAP LIFEBOUY 140 GRM	EACH	30.00	28.00	28.00	28.00	28.00	28.97	+3.46
TOOTHPASTE MACKLINES 70 GRM	EACH	36.00	36.00	36.00	36.00	36.00	36.00	+0.00
TOOTHRUSH SHEILD A/PLAQUE	EACH	25.00	35.00	40.00	40.00	35.00	30.90	+0.46
TOOTHPOWDER DENTONIC 90 GRM	EACH	20.00	20.00	20.00	20.00	20.00	20.00	+0.00
BLADE TREET ORDINARY 10'S	PKT.	30.00	25.00	25.00	25.00	25.00	25.89	+0.78
BLADE 7-O-CLOCK STAIN. 5'S	PKT.	30.00	25.00	30.00	25.00	25.00	29.57	+0.78
DISPOSABLE RAZOR GILLET-II	EACH	30.00	35.00	35.00	35.00	32.50	33.33	+0.03
SHAVING CREAM TOUCH-ME/ADM.	EACH	50.00	50.00	50.00	50.00	50.00	51.29	+0.00
NAIL POLISH S.MISS/MEDORA	EACH	70.00	80.00	70.00	70.00	60.00	62.79	+0.00
LIPSTICK S.MISS/MEDORA	EACH	90.00	90.00	90.00	90.00	90.00	90.00	+0.00
PERFUME MED.SIZE MEDORA/BROACHEACH		85.00	90.00	90.00	85.00	85.00	89.43	+0.00
SHAMPOO PLAIN MEDORA 200 ML.	BOTTLE	90.00	90.00	90.00	85.00	90.00	89.43	+0.00
FACECREAM POND'S (MEDIUM)	EACH	80.00	90.00	80.00	80.00	85.00	85.00	+0.34
TALC POWDER VICE ROAY,B.CAT	EACH	105.00	105.00	110.00	100.00	130.00	110.10	+2.22
HAIR-OIL AMLA/CHAMBELI	BOTTLE	70.00	70.00	80.00	70.00	70.00	76.00	+1.92
BRYLCREEM 210 ML.	EACH	120.00	145.00	130.00	120.00	120.00	127.09	+1.60
HAIRCUT CHARGES FOR MEN	P/CUT	32.50	60.00	50.00	50.00	30.00	46.28	+1.20

Contd.

## 7.11 Inter-City Consumer Prices for June, 2011

(Value in Rupees)

DESCRIPTION	UNIT	BANNU	QUETTA	KHUZDAR	TURBAT	LORALI & CANTT.	AVERAGE PRICE	% CHANGE OVER PREVIOUS MONTH
BEAUTY PORL HAIR STYL CHARGE	P/SIY.	100.00	237.50	237.50	237.50	237.50	178.56	+0.25
HAIR-COLOUR BEGIN (6 GMS)	EACH	80.00	80.00	85.00	80.00	85.00	81.43	+0.00
GOLD TEZABI 24 CT	10 GM.	42000.00	42250.00	42009.00	42400.00	42250.00	42065.27	+3.01
SILVER TEZABI 24 CT	10 GM.	1050.00	1050.00	1071.00	1080.00		1067.15	-3.49
ARTIFICIAL JEWELLARY SET	SET	130.00	361.25	400.00	375.00	275.00	394.83	+0.59
TISSU PAPER PERFUMED 100 PCS.	PKT	70.00	80.00	70.00	70.00	70.00	76.34	+0.75
TOILET PAPER ROLL (R.PETEL)	P/ROLL	25.00	27.00	25.00	30.00	25.00	26.43	+0.00
WASHING CH. SHIRT	EACH	25.00	21.25	30.00	15.00	15.00	26.18	+0.58
DRY CLEANING SUIT COAT PANT	SUIT	150.00	150.00	120.00	60.00	80.00	208.10	+0.69
WASHING CH. (KAMIZ-SHALWAR)	PAIR	45.00	30.00	50.00	20.00	30.00	42.57	+0.35
WRIST WATCH GENTS CITIZEN	EACH	2000.00	850.00	1200.00	1250.00	1725.00	1763.27	+0.16
WRIST WATCH LADIES CITIZEN	EACH	2100.00	800.00	1200.00	1200.00	1625.00	1739.87	+0.16
MEDICARE.								
SEPIRAN TABLETS	10TAB.	15.00	15.00	15.00	15.00	15.00	15.00	+0.00
BRUFEN TABS 200-MG.	10TAB.	8.50	8.50	8.50	8.50	8.50	8.50	+0.00
PANADOL TAB. EXTRA/PLAIN	10TAB.	7.00	7.00	7.00	7.00	7.00	7.00	+0.00
DISPRIN TAB.	10TAB.	7.00	7.00	7.00	7.00	7.00	7.00	+0.00
FLAGYL TAB. 200 MG.	10TAB.	10.00	10.00	10.00	10.00	10.00	10.00	+0.00
VENIOLIN TAB. 2MG.	10TAB.	9.00	9.00	9.00	9.00	9.00	8.74	+0.00
DAONIL TAB. 5 MG.	10TAB.	15.00	15.00	15.00	15.00	15.00	14.82	+0.00
ENIOX TAB.	10TAB.	10.00	10.00	10.00	10.00	10.00	10.00	+0.00
RENITEC TAB. 5 MG.	10TAB.	50.83	50.83	51.00	51.00	51.00	50.88	+0.00
CAC. 1000 TAB	BOTTLE	61.00	61.00	61.00	61.00	61.00	61.00	+0.00
AMOXIL CAPSOLE 250 MG.S	10CAP.	31.25	31.00	31.00	31.00	32.00	31.06	+0.00
CALCIUM SYRUP SANDOZ	BOTTLE	64.00	64.00	64.00	64.00	64.00	64.00	+0.00
LEDERPLEX SYRUP	BOTTLE	35.00	35.00	35.00	35.00	34.00	34.74	+0.09
SANCOS SYRUP (50 ML.)	BOTTLE	26.00	26.00	26.00	26.00	26.00	26.00	+0.00
PHENERGAN SYRUP 120 ML.	BOTTLE	27.00	27.00	27.00	27.00	27.00	27.00	+0.00
CALPOL SYRUP 60 ML.	BOTTLE	25.00	25.00	25.00	25.00	25.00	25.00	+0.00
HYDRYLLIN SYRUP 120 ML.	BOTTLE	30.00	30.00	30.00	30.00	30.00	30.00	+0.00
POLYFAX EYE OINIMENT	TUBE	21.00	21.00	21.00	21.00	21.00	21.00	+0.00
BEINESOL EYE DROPS	BOTTLE	29.47	29.47	29.47	29.47	29.47	29.47	+0.00
BEINOVATE-N OINIMENT 5 GMS	TUBE	15.06	15.06	15.06	15.06	15.06	15.06	+0.00
BURNOL CREAM 30 GRM	TUBE	16.00	16.00	16.00	16.00	16.00	16.00	+0.00
GALXOS-D (450 GRMS)	PKT.	125.00	125.00	125.00	125.00	125.00	125.00	+0.00
GRIPE-WATER WOODWARDS	BOTTLE	40.00	40.00	40.00	40.00	40.00	40.00	+0.00
O.R.S. (NIMCOL)	PKT.	10.00	10.00	10.00	10.00	10.00	10.00	+0.00
DETIOL (MEDIUM)	BOTTLE	41.76	41.76	41.76	41.76	41.76	41.76	+0.00
COTTON BANDAGE 2" - 4"	EACH	5.00	6.00	8.00	8.00	8.00	6.70	+1.21
THERMOMETER CHINA	EACH	30.00	30.00	35.00	30.00	27.00	33.53	+1.70
JOHAR JOSHANDA	PKT.	5.00	5.00	5.00	5.00	5.00	5.00	+0.00
DOCTOR (MBBS) CLINIC FEE	P/PAT.	125.00	130.00	100.00	100.00	100.00	102.29	+0.84

Contd.

### 7.12 Intercity Prices of Construction Input Items and Labour Wages for the month of June , 2011

Name of Cities	(Value in rupees)														
	Bricks (New first class) 1000	Blocks (6" x 8" x 12") 100	Bajri (raita) per truck 100 CFT	Sand (Mixed) per truck of 100 CFT	Cement per bag	Timber log shesham first qty.) per C.M.	Iron bars 1/2" round (M.S. bars per tonne	Buxly paint 3.64 ltr.	Carpenter per day	Mason (raj) per day	Labour (Unskilled) per day	Plumber per day	Electrician per day	Electrician per point	
Lahore	5200.00	-	4800.00	1550.00	390.00	33726.00	65500.00	1175.00	632.00	639.00	400.00	627.00	629.00	100.00	
Faisalabad	4200.00	-	3760.00	1800.00	380.00	42372.00	67000.00	1385.00	550.00	650.00	300.00	550.00	-	67.50	
Rawalpindi	5700.00	-	3250.00	2450.00	410.00	41495.00	68500.00	1300.00	675.00	675.00	375.00	675.00	-	100.00	
Multan	4000.00	-	4600.00	1650.00	390.00	51200.00	69000.00	1311.00	625.00	600.00	300.00	625.00	-	75.00	
Gujranwala	5000.00	-	4000.00	1800.00	400.00	43261.00	70000.00	1275.00	600.00	675.00	350.00	550.00	550.00	97.50	
Islamabad	5700.00	-	3250.00	2450.00	410.00	41495.00	69000.00	1300.00	675.00	675.00	375.00	675.00	-	105.00	
Sargodha	4400.00	-	2600.00	1200.00	385.00	54738.00	67000.00	1295.00	500.00	600.00	300.00	525.00	-	55.00	
Sialkot	4650.00	-	3950.00	1850.00	405.00	39500.00	68000.00	1195.00	625.00	675.00	350.00	-	-	97.50	
Bahawalpur	4200.00	-	5000.00	2200.00	390.00	37073.00	70500.00	1421.00	450.00	500.00	285.00	450.00	-	80.00	
Jhang	4500.00	-	3200.00	2000.00	395.00	27895.00	70000.00	1290.00	500.00	600.00	300.00	550.00	550.00	85.00	
Okara	3900.00	-	4550.00	1650.00	395.00	54730.00	68000.00	1420.00	550.00	600.00	275.00	-	-	47.50	
D.G. Khan	4200.00	-	2500.00	1300.00	385.00	35310.00	70000.00	1211.00	500.00	500.00	250.00	500.00	-	55.00	
Jhelum	4250.00	-	2550.00	1550.00	400.00	44143.00	67500.00	1310.00	600.00	600.00	350.00	600.00	-	105.00	
Bahawalnagar	3300.00	-	5000.00	2000.00	385.00	35313.00	70000.00	1305.00	400.00	500.00	250.00	500.00	425.00	50.00	
Vehari	3550.00	-	4750.00	1600.00	382.50	38845.00	72750.00	1421.00	450.00	475.00	250.00	425.00	425.00	60.00	
Mianwali	4400.00	-	2200.00	1600.00	385.00	42377.00	68000.00	1290.00	550.00	600.00	270.00	500.00	500.00	60.00	
Attock	5100.00	-	3000.00	1100.00	400.00	38846.00	67250.00	1300.00	575.00	575.00	300.00	575.00	-	82.50	
Summudri	4000.00	-	4000.00	2000.00	378.00	42000.00	67500.00	1385.00	550.00	550.00	300.00	550.00	-	60.00	
Karachi	-	1888.46	2350.00	-	375.00	42372.00	69000.00	1200.00	650.00	650.00	425.00	675.00	600.00	60.00	
Hyderabad	4200.00	-	2800.00	-	390.00	34261.00	69000.00	1395.00	600.00	600.00	350.00	600.00	600.00	73.00	
Sukkur	5000.00	-	2500.00	1500.00	445.00	32000.00	70500.00	1240.00	500.00	500.00	300.00	500.00	-	65.00	
Larkana	4300.00	-	3400.00	1100.00	420.00	23150.00	70000.00	1250.00	550.00	625.00	255.00	550.00	500.00	100.00	
Mirpurkhas	4850.00	-	1925.00	-	372.50	-	70000.00	1350.00	500.00	550.00	300.00	500.00	-	75.00	
Nawabshah	5000.00	-	1800.00	1600.00	390.00	-	68500.00	1270.00	500.00	600.00	300.00	500.00	500.00	60.00	
Shahdadpur	5200.00	-	1900.00	1400.00	390.00	-	68000.00	1270.00	500.00	600.00	350.00	500.00	500.00	60.00	
Kunri	4250.00	-	2150.00	1275.00	377.50	-	70500.00	1350.00	500.00	500.00	275.00	500.00	-	65.00	
Peshawar	5550.00	-	2800.00	1633.00	390.00	32956.00	68375.00	1200.00	500.00	575.00	300.00	600.00	584.00	71.67	
Mardan	5300.00	-	2475.00	1400.00	390.00	30017.00	67750.00	1200.00	500.00	588.00	275.00	600.00	600.00	70.00	
Abbottabad	5750.00	-	2675.00	2975.00	397.50	-	67750.00	1200.00	613.00	613.00	350.00	-	-	105.00	
D.I.Khan	6350.00	-	2200.00	1200.00	370.00	28625.00	71500.00	1250.00	575.00	575.00	290.00	575.00	600.00	67.50	
Bannu	4650.00	-	1400.00	-	380.00	30000.00	66000.00	1200.00	500.00	650.00	280.00	500.00	475.00	62.50	
Quetta	5100.00	-	3200.00	2350.00	460.00	33750.00	70000.00	1140.00	700.00	800.00	400.00	600.00	600.00	110.00	
Khuzdar	5000.00	1500.00	3500.00	-	415.00	-	72000.00	1400.00	650.00	650.00	300.00	650.00	-	100.00	
Turbat	-	1750.00	-	1600.00	435.00	-	66000.00	-	700.00	700.00	350.00	-	-	80.00	
Loralai	6500.00	-	-	2000.00	357.50	-	66000.00	1155.00	500.00	700.00	300.00	500.00	450.00	72.50	

## 8. PUBLIC FINANCE

### 8.1 Customs Revenue Receipts

(Million Rupees)

S.No.	Description	Annual				
		2006-07	2007-08	2008-09	2009-10	2010-11
1	Meat, fish and their preparations	58.93	66.64	53.41	41.12	54.90
2	Milk, butter, cheese and honey	882.47	713.35	1010.04	1370.56	2769.09
3	Fruits, nuts and vegetables	365.21	481.98	1035.79	1340.92	1265.68
4	Coffee, tea and spices	1553.81	1860.13	2192.95	2736.07	3242.19
5	Oil-seeds and miscellaneous fruits	44.40	46.49	57.06	100.26	150.60
6	Animal and vegetable fats and oil	15742.98	17213.13	17133.83	15512.16	17262.76
7	Sugar and confectionery	243.71	345.73	199.68	211.88	285.07
8	Edible, preparation of cereal & vegetables	1118.60	1445.97	2140.25	2452.93	2862.84
9	Beverages, spirits and vinegars	63.26	91.19	115.10	160.84	221.28
10	Tobacco	48.34	59.33	100.44	256.98	494.52
11	Mineral, fuel, oils and products thereof	15127.94	24031.84	19369.16	19021.22	21401.96
12	Chemicals and chemical products	5689.25	5989.11	6608.02	6666.36	6870.42
13	Pharmaceutical products	965.13	1096.98	1377.16	1429.65	1565.36
14	Dyes, colours, paints and varnishes	1580.97	2005.40	2237.87	2418.02	2681.43
15	Perfumery, soap and toilet preparations	2524.82	3038.54	4208.45	4303.13	4908.71
16	Matches and other explosives	17.54	23.20	29.13	34.88	39.84
17	Photographic and cinematographic goods	977.73	997.58	1114.68	1250.49	1336.10
18	Rubber and articles thereof	1568.76	1655.70	1420.63	1710.06	2147.93
19	Leather articles and footwear	489.99	681.06	912.36	1139.60	1835.37
20	Wood, paper and stationery	3733.65	4477.77	5254.44	5001.87	7423.54
21	Silk yarn and fabrics	54.97	104.64	128.70	146.12	205.57
22	Yarn and fabrics of man-made fiber	2517.17	2655.41	3123.06	4072.87	7666.13
23	Cotton, Textile fabrics, Paper Yarn	99.38	124.07	100.81	91.55	340.77
24	Fabrics of wool, flax ramle metal vegetable	--	141.08	201.54	262.87	394.64
25	Carpets & other floor covering	177.66	187.61	206.55	289.14	345.04
26	Textile articles including knitted & crocheted goods	747.12	1072.49	1032.58	1323.39	2142.72
27	Special Woven Fabrics and Variety (58)	104.98	96.54	150.02	222.49	388.49
28	Glass and earthen-ware	2033.41	2269.48	2910.24	2794.13	3132.55
29	Precious metal, stones, pearls & imitation jewellery	54.83	32.88	45.42	90.78	95.09
30	Metals other than gold,silver,iron & steel	1080.67	1089.54	965.28	999.53	1386.38
31	Iron and steel manufactures	7254.58	8635.92	10785.78	10920.60	9677.83
32	Cutlery, tools articles of base metals	581.57	703.76	742.55	847.20	1038.53
33	Machinery and mechanical appliances	10524.81	11633.98	13793.60	10468.17	10928.56
34	Electric machinery and equipment	11138.32	13567.95	13333.82	9442.90	9528.38
35	Railway and tramway plant and rolling stock	128.97	82.67	41.35	29.06	25.04
36	Motor and other vehicles	28244.93	25799.14	17554.50	25234.13	28097.49
37	Ships, boats and aircraft's	13.78	93.35	57.69	60.68	136.17
38	Clocks and watches and parts thereof	52.05	52.98	50.83	56.51	66.18
39	Arms and ammunitions	64.64	132.03	233.16	371.66	498.63
40	Toys, games and sports goods	288.32	324.18	406.71	408.91	416.83
41	Vegetable plaiting materials	--	434.38	481.62	442.08	472.21
42	Residues on waste from the food industries prepared animal fadder	--	16.74	42.99	91.93	61.26
43	Albuminodal substances modified stareehes gulesenzymes	--	147.68	165.85	174.67	196.53
44	Plastic and articles thereof	--	6378.62	6783.68	7219.28	8831.53
45	Wood & articles of wood wood charcoal	--	488.78	530.11	481.10	552.34
46	Other madeup textile articles, set worm clothing & textile articles rug:	--	482.19	546.45	762.91	1255.90
47	Sub-total (1 to 46)	124987.36	143069.21	140985.34	144463.66	167000.38
48	All other articles	20154.39	19804.66	14919.80	22808.02	26179.32
49	Total imports duty	138692.46	156662.37	146439.51	156554.36	179722.75
50	Ware House Surcharge	817.15	900.93	887.45	995.88	1598.29
51	Miscellaneous	3222.28	2442.35	1861.46	2987.49	3636.25
52	Export duty	5.49	470.34	394.53	862.40	390.71
53	0.25% Export Development Surcharge	2404.37	2678.26	3403.47	3691.55	5174.30
54	Gross Collection (47 to 48)	145141.75	163154.26	155905.14	167271.68	193179.70
55	Refund & Rebates	12739.32	12408.34	7646.29	2782.91	8527.42
56	Regularly Duty	--	--	--	2179.98	2544.84
57	Net collection (54-55)	125374.72	150465.53	148258.85	161488.77	184652.28

Contd.



## 8.1 Customs Revenue Receipts

(Million Rupees)

S.No.	Description	Monthly			
		Jun., 2010	Jul., 2010	Aug., 2010	Sept., 2010
1	Meat, fish and their preparations	3.28	5.02	2.05	5.16
2	Milk, butter, cheese and honey	242.46	94.34	141.66	180.55
3	Fruits, nuts and vegetables	119.10	80.14	176.10	132.72
4	Coffee, tea and spices	267.26	261.89	299.96	269.24
5	Oil-seeds & miscellaneous fruits	6.40	4.76	5.10	2.94
6	Animal and vegetable fats and oil	1489.93	1248.87	1673.91	1607.26
7	Sugar and confectionery	28.10	18.61	22.46	18.36
8	Edible, preparation of cereals and vegetables	310.72	237.76	227.80	212.36
9	Beverages, spirits and vinegars	18.07	19.54	14.90	21.88
10	Tobacco	77.46	82.64	2.15	3.69
11	Minerals, fuel, oils and products thereof	2675.69	756.92	692.05	885.82
12	Chemicals and chemicals products	589.41	488.88	486.04	494.84
13	Pharmaceutical products	135.28	86.12	118.78	119.69
14	Dyes, colours, paints and varnishes	222.01	237.42	211.37	208.29
15	Perfumery, soap and toilet preparations	403.62	372.22	397.64	430.28
16	Matches and other explosives	1.85	6.43	1.20	1.47
17	Photographic and cinematographic goods	132.08	109.83	97.02	106.48
18	Rubber and articles thereof	194.15	151.81	164.20	174.59
19	Leather articles and footwear	126.54	149.76	345.21	137.36
20	Wood, paper and stationery	144.50	361.51	458.06	481.46
21	Silk yarn and fabrics	10.85	21.95	9.45	21.14
22	Yarn and fabrics of man-made fiber	519.81	425.11	524.94	652.08
23	Cotton, textile, fabrics, paper yarn	7.24	6.58	12.46	21.43
24	Fabrics of Wool, flax ramie metal vegetable	28.17	27.47	23.11	28.13
25	Carpets & other floor covering	38.59	19.05	31.45	25.26
26	Textile articles including knitted & crocheted goods	144.72	169.05	201.13	270.80
27	Special Woven Fabrics and Variety	29.14	39.35	34.29	26.34
28	Glass and earthen/ware	294.23	221.88	238.62	200.00
29	Precious metals,stones,pearls & imitation jewellery	11.53	2.36	5.00	3.85
30	Metals other than gold, silver, iron & steel	110.24	160.08	135.53	115.20
31	Iron & steel manufactures thereof	1438.15	603.58	640.04	869.02
32	Cutlery, tools articles of base metals	105.31	69.10	94.56	87.92
33	Machinery and mechanical appliances	1017.71	1001.19	845.89	918.14
34	Electric machinery and equipment	879.62	744.28	711.00	756.33
35	Railway and tramway plant and rolling stock	7.42	7.64	1.22	0.74
36	Motor and other vehicles	3319.77	2158.77	2360.25	2229.48
37	Ships, boats and Air crafts	2.50	0.47	5.19	2.23
38	Clocks, watches and parts thereof	5.39	5.57	4.56	5.98
39	Arms and ammunitions	24.12	37.87	33.83	24.54
40	Toys, games and sports goods	43.88	37.82	45.79	33.26
41	Vegetable plaiting Materials	28.56	29.12	28.36	30.95
42	Residues an Waste from the food industries, Prepared animal fadder	8.13	2.99	10.74	2.16
43	Albuminoidal substances modified stareches, glues,enzymes	21.41	14.71	18.35	14.19
44	Plastic and articles thereof	831.10	675.91	712.30	648.14
45	Wood & articles of wood; wood charcoal	48.99	41.77	45.08	34.38
46	Other made up textile articles;set,worn colothing & textile articles;rugs	63.75	67.88	79.61	106.08
47	Sub total (1 to 46)	16525.24	11329.83	12390.41	12622.21
48	All other articles	5560.02	532.08	570.02	2453.97
49	Total imports duty	20392.53	113293.83	12082.62	14030.64
50	Ware House Surcharge	104.89	94.73	102.66	131.46
51	Miscellaneous	478.63	132.31	176.28	175.67
52	Exports Duty	69.28	76.82	43.88	8.36
53	0.25% Export Development Surcharge	746.14	25.12	319.18	519.04
54	Gross Collection (47+48)	22085.26	11898.10	12960.43	15076.18
55	Refunds and rebates	338.38	925.79	916.75	908.33
56	Regularty Duty	293.79	239.24	235.78	210.97
57	Net collection (54- 55)	21746.88	10972.31	12043.68	14167.85

## 8.1 Customs Revenue Receipts

(Million Rupees)

S.No.	Description	Monthly			
		Oct., 2010	Nov., 2010	Dec., 2010	Jan., 2011
1	Meat, fish and their preparations	3.55	3.18	5.77	7.37
2	Milk, butter, cheese and honey	211.31	328.71	273.36	244.55
3	Fruits, nuts and vegetables	98.11	98.74	88.24	87.32
4	Coffee, tea and spices	237.02	330.81	327.59	458.39
5	Oil-seeds & miscellaneous fruits	5.98	12.14	20.44	20.32
6	Animal and vegetable fats and oil	1248.99	1479.53	1652.09	1388.12
7	Sugar and confectionery	16.73	19.53	27.45	24.64
8	Edible, preparation of cereals and vegetables	209.72	200.59	219.19	226.21
9	Beverages, spirits and vinegars	14.62	5.74	12.31	17.69
10	Tobacco	5.67	14.43	59.09	22.79
11	Minerals, fuel, oils and products thereof	1330.57	1973.87	2133.84	1586.80
12	Chemicals and chemicals products	496.43	490.71	582.46	534.10
13	Pharmaceutical products	138.15	127.00	129.84	120.37
14	Dyes, colours, paints and varnishes	199.21	202.98	238.31	206.44
15	Perfumery, soap and toilet preparations	319.14	411.77	390.64	386.01
16	Matches and other explosives	0.50	2.38	1.96	1.57
17	Photographic and cinematographic goods	107.39	107.89	109.38	112.66
18	Rubber and articles thereof	166.75	169.74	178.54	187.45
19	Leather articles and footwear	208.16	188.35	92.53	101.84
20	Wood, paper and stationery	504.66	443.15	1372.41	561.27
21	Silk yarn and fabrics	23.04	15.18	14.69	16.16
22	Yarn and fabrics of man-made fiber	473.98	597.33	658.59	690.78
23	Cotton, textile, fabrics, paper yarn	23.80	24.96	21.27	29.83
24	Fabrics of Wool, flax ramie metal vegetable	24.75	26.90	34.58	34.26
25	Carpets & other floor covering	18.96	23.58	31.36	36.20
26	Textile articles including knitted & crocheted goods	186.01	200.07	129.90	149.55
27	Special Woven Fabrics and Variety	26.05	28.20	26.87	29.67
28	Glass and earthen/ware	219.81	224.34	300.46	293.44
29	Precious metals,stones,pearls & imitation jewellery	9.23	6.35	4.55	3.02
30	Metals other than gold, silver, iron & steel	99.08	71.48	102.96	120.61
31	Iron & steel manufactures thereof	916.59	778.20	828.69	856.50
32	Cutlery, tools articles of base metals	79.54	81.58	71.38	88.22
33	Machinery and mechanical appliances	839.70	754.88	867.04	977.65
34	Electric machinery and equipment	696.24	744.34	901.70	797.01
35	Railway and tramway plant and rolling stock	0.29	0.86	4.56	4.23
36	Motor and other vehicles	2267.35	1841.87	2111.74	2417.30
37	Ships, boats and Air crafts	2.38	3.20	2.70	3.02
38	Clocks, watches and parts thereof	4.85	2.97	6.99	4.35
39	Arms and ammunitions	33.32	19.22	31.72	55.22
40	Toys, games and sports goods	27.65	41.10	34.61	34.71
41	Vegetable plaiting Materials	26.30	31.57	33.90	39.01
42	Residues an Waste from the food industries, Prepared animal fadder	2.69	3.45	2.12	3.33
43	Albuminoidal substances modified stareches, glues,enzymes	19.34	12.07	18.24	16.59
44	Plastic and articles thereof	685.28	628.87	684.60	784.60
45	Wood & articles of wood; wood charcoal	35.88	41.40	41.78	49.72
46	Other made up textile articles;set;worn colothing & textile articles;rugs	131.25	113.61	134.56	115.81
47	Sub total (1 to 46)	12396.02	12928.82	15027.00	13946.70
48	All other articles	711.03	1290.03	2831.10	1121.40
49	Total imports duty	12496.35	13192.44	17289.45	13737.66
50	Ware House Surcharge	128.34	118.24	117.23	160.63
51	Miscellaneous	169.88	256.26	263.87	328.15
52	Exports Duty	26.38	21.95	17.00	84.64
53	0.25% Export Development Surcharge	50.21	629.53	25.27	569.06
54	Gross Collection (47+48)	13107.05	14218.85	17858.10	15086.10
55	Refunds and rebates	803.29	841.29	677.31	657.86
56	Regularly Duty	235.86	0.40	145.28	187.92
57	Net collection (54- 55)	12303.76	13377.56	17180.79	14410.24

## 8.1 Customs Revenue Receipts

(Million Rupees)

S.No.	Description	Monthly				
		Feb., 2011	Mar., 2011	Apr., 2011	May, 2011	Jun., 2011
1	Meat, fish and their preparations	7.63	6.73	1.49	2.14	4.81
2	Milk, butter, cheese and honey	198.57	285.97	221.85	240.44	347.78
3	Fruits, nuts and vegetables	65.55	131.57	130.59	100.97	75.63
4	Coffee, tea and spices	306.24	329.88	274.32	231.70	215.15
5	Oil-seeds & miscellaneous fruits	7.11	19.53	10.68	20.92	20.68
6	Animal and vegetable fats and oil	1139.37	1036.07	1592.31	1655.23	1541.01
7	Sugar and confectionery	23.78	22.60	28.53	24.68	37.70
8	Edible, preparation of cereals and vegetables	212.78	254.92	345.35	285.53	230.63
9	Beverages, spirits and vinegars	10.91	23.63	29.82	31.67	18.57
10	Tobacco	5.19	114.09	11.30	169.08	4.40
11	Minerals, fuel, oils and products thereof	1552.47	1597.85	929.57	2945.38	5016.82
12	Chemicals and chemicals products	564.34	657.53	754.07	662.35	648.67
13	Pharmaceutical products	95.02	150.31	163.77	147.55	168.76
14	Dyes, colours, paints and varnishes	193.61	225.71	265.45	248.58	244.06
15	Perfumery, soap and toilet preparations	632.05	419.75	402.61	421.84	324.76
16	Matches and other explosives	1.02	5.42	3.09	11.70	3.10
17	Photographic and cinematographic goods	85.39	118.50	115.29	148.73	117.54
18	Rubber and articles thereof	168.38	185.63	202.55	204.93	193.36
19	Leather articles and footwear	130.40	46.89	97.30	135.22	202.35
20	Wood, paper and stationery	604.82	691.02	751.98	671.34	521.86
21	Silk yarn and fabrics	20.43	5.21	17.44	14.68	26.20
22	Yarn and fabrics of man-made fiber	772.58	759.58	699.15	839.36	572.65
23	Cotton, textile, fabrics, paper yarn	51.72	16.94	29.14	56.30	46.34
24	Fabrics of Wool, flax ramle metal vegetable	28.30	23.38	43.16	50.00	50.60
25	Carpets & other floor covering	35.72	30.89	34.86	27.96	29.75
26	Textile articles including knitted & crocheted goods	142.85	87.40	169.42	214.24	222.30
27	Special Woven Fabrics and Variety	33.36	28.51	37.44	37.97	40.44
28	Glass and earthen/ware	258.34	237.98	300.25	313.39	324.04
29	Precious metals,stones,pearls & imitation jewellery	3.46	3.96	7.46	41.89	3.96
30	Metals other than gold, silver, iron & steel	91.83	111.23	133.13	133.39	111.86
31	Iron & steel manufactures thereof	884.05	861.18	856.49	885.43	698.06
32	Cutlery, tools articles of base metals	85.37	67.22	112.24	93.83	107.57
33	Machinery and mechanical appliances	854.00	857.13	977.70	958.14	1077.10
34	Electric machinery and equipment	686.70	763.87	1023.32	798.61	904.98
35	Railway and tramway plant and rolling stock	0.71	1.42	2.32	0.57	0.48
36	Motor and other vehicles	2382.00	2300.40	2732.59	2606.33	2689.41
37	Ships, boats and Air crafts	2.03	2.48	3.36	63.23	45.88
38	Clocks, watches and parts thereof	4.71	5.79	3.97	10.97	5.47
39	Arms and ammunitions	25.73	38.03	67.35	81.70	50.10
40	Toys, games and sports goods	26.57	22.49	41.70	38.24	32.79
41	Vegetable plaiting Materials	45.07	60.85	61.47	45.27	40.34
42	Residues an Waste from the food industries, Prepared animal fadder	3.13	5.26	11.91	7.57	5.91
43	Albuminoidal substances modified stareches, glues,enzymes	13.21	15.20	19.57	18.20	16.86
44	Plastic and articles thereof	724.45	809.87	904.12	830.76	742.63
45	Wood & articles of wood; wood charcoal	36.40	62.40	61.32	49.04	53.17
46	Other made up textile articles;set;worn colothing & textile articles;rugs	113.48	95.57	107.05	93.97	97.03
47	Sub total (1 to 46)	13330.83	13597.84	14789.85	16671.12	17933.56
48	All other articles	1320.65	5035.10	805.62	1759.35	7748.97
49	Total imports duty	13463.05	17545.90	14287.22	16881.97	23385.62
50	Ware House Surcharge	176.15	126.76	128.98	138.42	174.69
51	Miscellaneous	238.05	339.98	184.39	457.27	914.13
52	Exports Duty	15.34	14.76	...	46.78	34.80
53	0.25% Export Development Surcharge	591.02	291.03	465.63	680.12	1009.09
54	Gross Collection	14651.48	18632.94	15595.47	18430.47	25682.53
55	Refunds and rebates	702.27	246.26	931.85	729.78	186.64
56	Regularty Duty	167.84	232.07	499.41	225.88	164.19
57	Net collection (54- 55)	13949.21	18386.68	14663.62	17700.69	25495.89

Source: Federal Board of Revenue, Islamabad.

## 9. SOCIAL

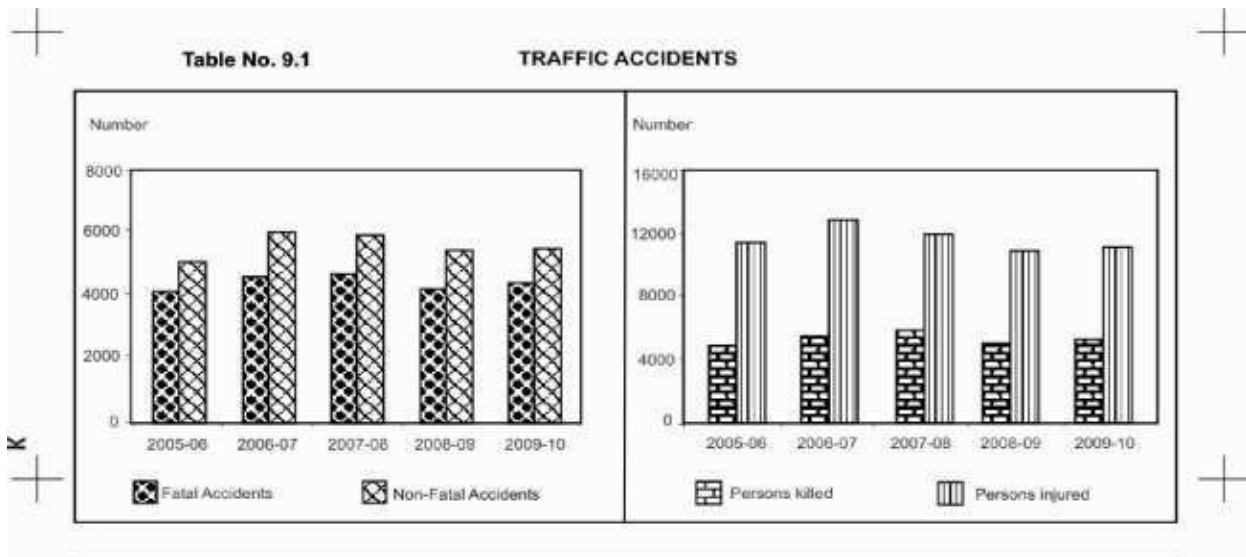
### 9.1 Data on Traffic Accidents

Year / month	Total number of accidents	Accidents		Persons		Total number of vehicles involved
		Fatal	Non-fatal	Killed	Injured	

#### PAKISTAN

2006-07		10466	4535	5931	5465	12875	11481
2007-08		10466	4610	5856	5615	12096	11456
2008-09		9496	4145	5351	4907	11037	10322
2009-10		9747	4378	5369	5280	11173	10496
2010-11		9723	4280	5443	5271	11383	10822
2010	Jun	811	370	441	440	843	935
	Jul	799	320	449	374	952	937
	Aug	760	363	397	466	844	870
	Sep	925	380	545	420	1117	877
	Oct	944	412	532	536	961	865
	Nov	914	407	507	517	1144	999
	Dec	843	371	472	465	1075	1010
2011	Jan	673	332	341	446	833	1026
	Feb	644	288	356	379	748	944
	Mar	799	360	439	424	972	754
	Apr	750	339	411	415	821	751
	May	856	377	479	459	979	906
	Jun	816	331	485	370	937	900

Contd.



## 9.1 Data on Traffic Accidents

Year / month	Total number of accidents	Accidents		Persons		Total number of vehicles involved
		Fatal	Non-fatal	Killed	Injured	

## PUNJAB

2006-07		5355	2591	2764	3096	6311	5355
2007-08		5522	2721	2801	3293	6163	5522
2008-09		5240	2471	2769	2912	5790	5240
2009-10		5344	2590	2754	3083	5856	5344
2010-11		5420	2591	2829	3167	5809	5420
2010	Jun	440	230	210	264	419	440
	Jul	445	201	244	231	519	445
	Aug	413	220	193	276	440	413
	Sep	504	239	265	276	574	504
	Oct	531	253	278	539	522	531
	Nov	520	241	279	300	592	520
	Dec	471	217	254	256	515	471
2011	Jan	373	184	189	216	400	373
	Feb	393	195	198	243	407	393
	Mar	445	222	223	255	541	445
	Apr	436	206	230	269	412	436
	May	467	224	243	266	461	467
	Jun	422	189	233	220	426	422

## SINDH

2006-07		1618	932	686	1079	1303	1758
2007-08		1561	898	663	1066	1135	1722
2008-09		1433	824	609	961	1160	1562
2009-10		1465	883	582	1031	1261	1580
2010-11		1270	758	512	927	1071	1541
2010	Jun	131	69	62	77	104	135
	Jul	98	57	41	75	84	120
	Aug	120	74	46	95	88	145
	Sep	105	58	47	50	81	105
	Oct	130	68	62	78	87	135
	Nov	101	64	37	95	92	115
	Dec	117	64	53	83	109	124
2011	Jan	104	69	35	119	93	127
	Feb	76	43	33	64	112	131
	Mar	117	72	45	87	88	231
	Apr	104	60	44	62	77	104
	May	94	57	37	55	105	95
	Jun	104	72	32	64	55	109

Contd.

## 9.1 Data on Traffic Accidents

Year / month	Total number of accidents	Accidents		Persons		Total number of vehicles involved
		Fatal	Non-fatal	Killed	Injured	
<b>KHYBER PAKHTOON KHWA</b>						
2006-07	2942	779	2163	1006	4421	3756
2007-08	2893	755	2138	942	3884	3634
2008-09	2392	644	1748	786	3340	2975
2009-10	2559	712	1847	921	3560	3128
2010-11	2722	773	1949	986	4153	3479
2010 Jun	214	61	153	83	271	263
Jul	232	50	182	55	328	289
Aug	206	58	148	82	302	281
Sep	279	66	213	76	413	343
Oct	256	74	182	84	324	311
Nov	266	86	180	106	433	358
Dec	225	76	149	113	413	309
2011 Jan	180	70	110	98	321	235
Feb	154	41	113	47	218	202
Mar	215	53	162	63	285	276
Apr	198	63	135	74	311	253
May	259	83	176	124	383	303
Jun	252	53	199	64	422	319
<b>BALUCHISTAN</b>						
2006-07	551	233	318	284	840	612
2007-08	490	236	254	314	914	578
2008-09	431	206	225	248	747	545
2009-10	379	193	186	245	496	444
2010-11	311	158	153	191	350	382
2010 Jun	26	10	16	16	49	32
Jul	24	12	12	13	21	23
Aug	21	11	10	13	14	26
Sep	37	17	20	18	49	47
Oct	27	17	10	15	28	33
Nov	27	16	11	16	27	33
Dec	30	14	16	13	38	40
2011 Jan	16	9	7	13	19	19
Feb	21	9	12	25	11	25
Mar	22	13	9	19	58	31
Apr	12	10	2	10	21	14
May	36	13	23	14	30	41
Jun	38	17	21	22	34	50

Source: Provincial Police Departments.

## 9.2 Data on Telecommunication 2011

Months	Distribution of Cellular Mobile Subscribers					
	Total	Moblink	Zong	Ufone	Telenor	Warid
January	104006768	32106671	8881402	20374352	25056416	17587927
February	105151872	32499495	9201121	20368752	25388878	17693626
March	106440052	32706945	9757634	20415951	25753300	17806222
April	107886440	32964307	10338010	20434159	26062892	18087072
May	108592498	33181103	10752887	20525175	26396333	17737000
Jun	108894518	33378161	10927693	20533787	26667079	17387798
Jul						
Aug						
Sep						
Oct						
Nov						
Dec						

Note: Including AJK and NAs.

Source: Pakistan Telecommunication Authority, Islamabad

## 9.3 Visitors at Archaeological Museums in Pakistan

Museum	Mar., 2011		Apr., 2011		May, 2011	
	Foreigner	National	Foreigner	National	Foreigner	National
PAKISTAN	<u>952</u>	<u>70016</u>	<u>782</u>	<u>66280</u>	<u>420</u>	<u>53071</u>
PUNJAB	<u>702</u>	<u>53646</u>	<u>593</u>	<u>51751</u>	<u>317</u>	<u>39209</u>
Lahore Museum	208	20211	243	18266	85	11956
Allama Iqbal Library & Museum, Sialkot	11	526	2	664	3	663
Museum Texilla, Rawalpindi	250	2000	180	2500	141	7223
Museum Harappa, District Sahiwal	27	5804	22	4811	9	2184
Allama Iqbal Museum, Javed Manzil, Lahore	15	2776	5	2525	2	2195
PMDC Khewara Mines Museum, Chakwal	191	22329	141	22985	77	14988
SINDH	<u>250</u>	<u>15503</u>	<u>174</u>	<u>13592</u>	<u>97</u>	<u>13124</u>
National Museum of Pakistan, Karachi	57	1550	20	1692	19	2141
Sindh Provincial Museum, Hyderabad	--	4317	--	2977	--	2231
Museum Bhambore, District Thatta	6	1245	--	1312	1	812
Museum Moenjodaro, District Larkana	14	5069	3	4723	2	3937
Museum Umarkot, District Tharparker	--	2480	1	2138	--	3203
Quaid-e-Azam Birth Place, Karachi	*	*	*	*	*	*
Quaid-e-Azam Birth House, Karachi	173	842	150	750	75	800
KHYBER PAKHTOON KHWA	<u>0</u>	<u>867</u>	<u>15</u>	<u>937</u>	<u>6</u>	<u>738</u>
Peshawar Museum, Peshawar	--	700	15	784	6	526
Museum Saidu Sharif, Swat	Nil	Nil	Nil	Nil	Nil	Nil
Dir Museum, Chekdara	--	167	--	153	--	212
BALUCHISTAN	**	**	**	**	**	**
Museum Balochistan, Quetta	**	**	**	**	**	**

\* = Quaid-e-Azam Birth place is closed for purpose of renovation work, therefore no person visited the monument.

\*\*= The Museum remained close due to earthquake damages.

NIL= Due to Law and Order situation.

Source: Department of Archaeology and Museum, Govt. of Pakistan.



## 9.4 Visitors at Heritage Sites in Pakistan

Sites	Mar., 2011		Apr., 2011		May, 2011	
	Foreigner	National	Foreigner	National	Foreigner	National
PAKISTAN	<u>945</u>	<u>147359</u>	<u>587</u>	<u>181886</u>	<u>756</u>	<u>196393</u>
PUNJAB	<u>908</u>	<u>135719</u>	<u>558</u>	<u>171119</u>	<u>752</u>	<u>187527</u>
Jahangir's Tomb, Lahore	90	14548	103	14296	34	11814
Shalamar Garden, Lahore	130	22565	76	69141	55	51109
Royal Fort (Shahi Qila), Lahore	401	77421	171	68398	510	104275
Haran Minar & Tank, District Sheikhpura	10	13381	6	11973	3	10922
Harappa, District Sahiwal	27	5804	22	4811	9	2184
Taxila, District Rawalpindi	250	2000	180	2500	141	7223
SINDH	<u>22</u>	<u>11037</u>	<u>5</u>	<u>9938</u>	<u>4</u>	<u>8865</u>
Bhambore, District Thatta	6	1245	--	1312	1	812
Makli Hill Monument, District Thatta	2	2243	1	1765	1	913
Moenjodaro, District Larkana	14	5069	3	4723	2	3937
Umarkot Fort, District Tharparker	--	2480	1	2138	--	3203
KHYBERPAKHTOONKHWA	<u>15</u>	<u>603</u>	<u>24</u>	<u>829</u>	<u>0</u>	<u>1</u>
Remains of Takht-e-Bhai, District Mardan	5	586	11	789	N.A.	N.A.
Butkara Site Museum, Saidu Sharif, Swat	10	17	13	40	--	1
BALUCHISTAN	0	0	0	0	0	0

N.A. = Not Available.

Source: Department of Archaeology and Museum,  
Govt. of Pakistan.

# 10. TRADE

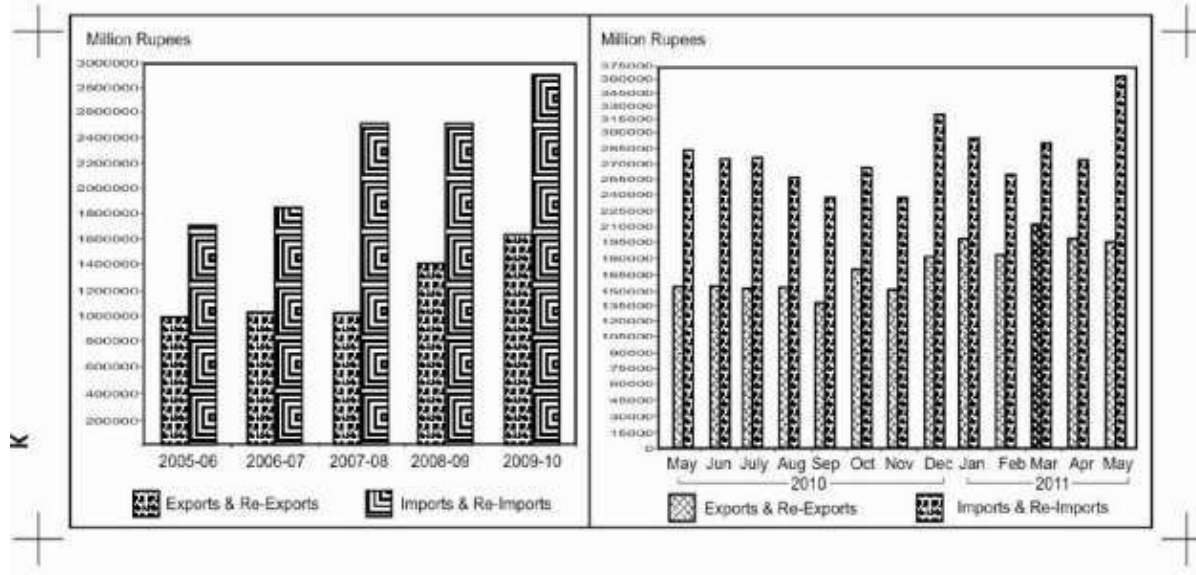
## 10.1 Value of Foreign Trade

(Million Rupees)

Year / Month	Exports	Re-Exports	Imports	Re-Imports	Balance of Trade
2005-06	984840.6	7717.0	1711158.4	613.7	-719214.5
2006-07	1029311.7	9726.1	1851805.9	232.0	-813000.1
2007-08	1196637.6	45527.6	2512071.7	690.8	-1270597.3
2008-09	1383717.5	21927.3	2723569.9	1642.9	-1319568.0
2009-10	1617457.6	23470.1	2910975.3	14.3	-1270061.9
2010 May	146423.8	1457.9	283635.4	--	-135753.7
Jun	151857.5	3306.7	274976.5	--	-119812.3
Jul	147596.4	5275.8	276927.6	--	-124055.4
Aug	148820.8	2857.6	257679.6	--	-106001.2
Sep	136621.3	2271.7	238468.6	--	-99575.6
Oct	166561.7	4372.4	274697.9	2072.6	-105836.4
Nov	147571.2	4412.3	267325.5	--	-115342.0
Dec	179474.9	2788.2	321486.2	--	-139223.1
2011 Jan	197668.9	1856.7	295103.1	--	-95577.5
Feb	182692.8	1422.3	260500.1	--	-76385.0
Mar	210207.7	2894.1	291580.8	--	-78479.0
Apr	200164.3	995.0	274756.5	--	-73597.2
May	195689.1	998.8	365403.5	--	-168715.6

Table No. 10.1

## VALUE OF FOREIGN TRADE



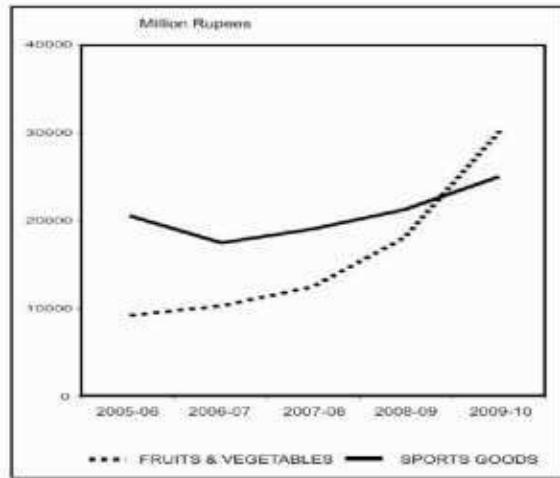
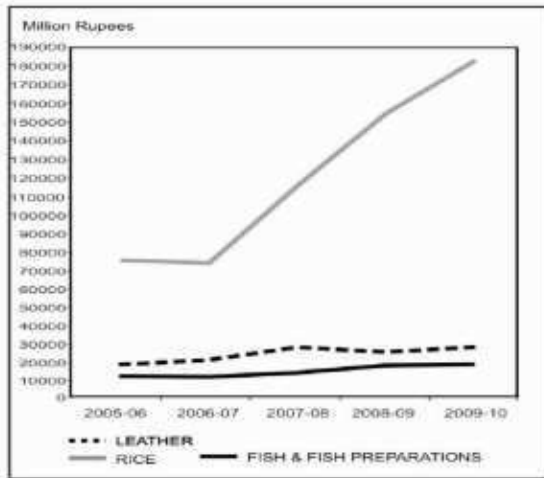
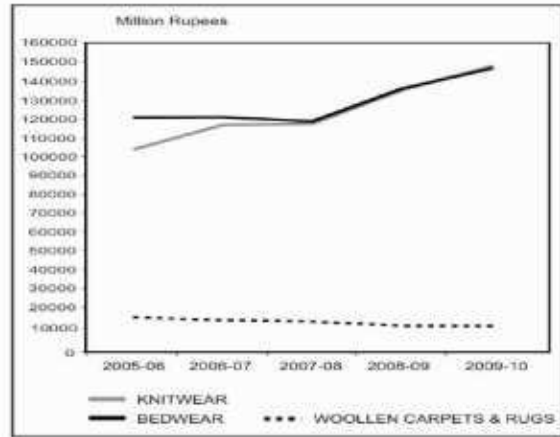
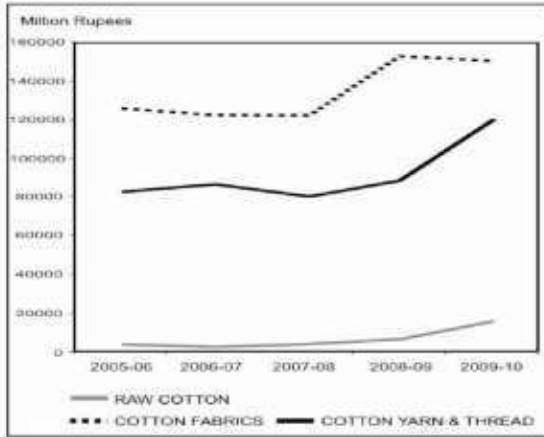
## 10.2 Exports by Commodity/Group

(Million Rupees)

Year/Month	Raw Cotton	Cotton Fabrics	Cotton Yarn and Thread	Knitwear	Bedwear	Woollen Carpets & Rugs	Leather	Rice	Fish & Fish Preparations	Fruits & Vegetables	Sports goods
2005-06	4079.7	126195.4	82812.8	104839.3	121997.7	15248.0	17504.5	69325.1	11624.5	9265.7	20560.1
2006-07	3047.8	122872.8	86669.7	109021.9	121006.0	13923.9	21640.9	68285.9	10204.0	10229.6	17482.8
2007-08	4426.1	126172.6	81745.9	108319.3	119032.1	13295.4	26026.3	117088.1	13327.5	12609.7	19012.9
2008-09	6826.5	153037.4	87813.2	135997.2	136103.4	11158.8	23393.0	154762.9	18464.9	18304.2	21391.3
2009-10	16365.5	150935.5	120767.9	147864.8	146195.1	11119.1	28698.3	183370.3	19049.8	30243.8	25020.8
2010 May	31.9	13677.3	6129.5	13532.5	13862.9	560.6	3248.6	14419.5	2270.2	1926.4	2448.0
June	99.6	12952.8	10448.6	14473.4	13422.7	1115.1	3803.7	17108.8	1549.0	2115.6	2341.8
July	87.8	14873.0	9642.3	16930.3	15659.3	600.5	3167.9	18641.5	1242.0	1799.6	2238.2
Aug	213.4	15158.7	11438.4	15376.4	13437.8	941.3	2867.1	10981.1	1275.8	1458.2	2260.6
Sep	304.0	15374.6	10747.7	15281.0	13368.5	834.8	2746.2	10920.1	1995.4	1774.9	1957.4
Oct	4754.2	19999.4	15768.2	18093.0	16222.2	982.8	2960.3	15538.0	2652.3	1359.7	1993.4
Nov	5059.2	13475.7	15855.9	13728.5	12693.6	946.3	2737.8	12580.6	2154.6	2171.6	1922.0
Dec	3838.2	17508.9	20328.8	15465.6	13813.5	1128.9	3366.8	18682.3	1988.3	6448.0	1967.7
2011 Jan	1461.7	17692.6	18916.2	17134.6	14347.7	973.9	2988.8	15932.5	1704.4	7628.7	2345.7
Feb	3978.8	18914.5	21626.3	15994.5	13263.6	729.2	2849.2	15760.8	1573.3	4909.4	2418.2
Mar	3979.5	24124.8	21018.8	15654.8	15802.8	1031.6	4067.3	17598.5	2425.7	6187.4	2701.3
Apr	4284.4	20772.2	15413.8	16238.8	15533.6	1089.5	3942.0	16575.6	3025.4	5870.9	2669.5
May	1931.2	20077.9	13534.7	16702.6	1666.9	933.7	4422.7	15887.0	2810.2	4370.8	2605.4

Table No. 10.2

## EXPORTS BY COMMODITY/GROUP

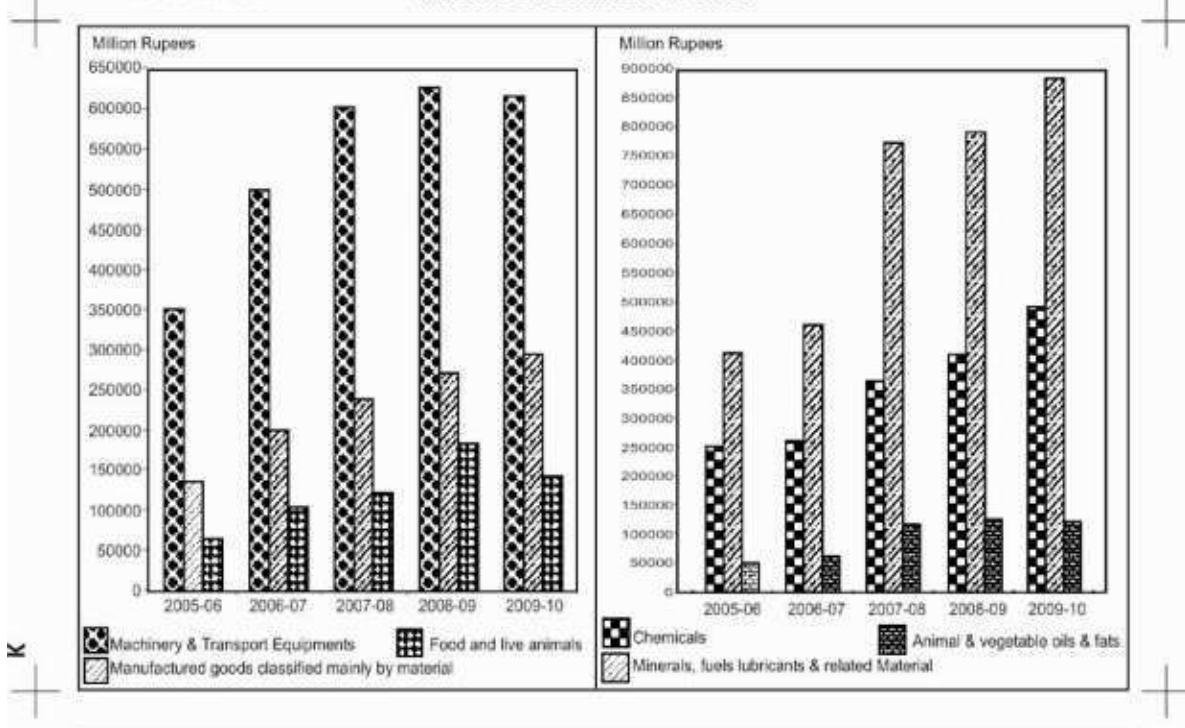


## 10.3 Imports by Commodity/Group

Year/Month	(Million Rupees)					
	Machinery and Transport equipment	Manufactured goods classified mainly by material	Food and Live animals	Chemicals	Mineral Fuels, Lubricants and related materials	Animal or Vegetable oils & fats
2005-06	498388.5	200619.4	103890.2	250349.8	414113.7	50332.0
2006-07	548969.3	206482.0	82331.1	268607.9	469508.4	62400.9
2007-08	602387.0	238769.1	121756.6	364136.3	773199.2	115459.7
2008-09	626010.2	271679.1	409810.3	409810.3	797188.9	124316.2
2009-10	616893.3	294972.2	141005.7	492227.1	883653.4	120975.4
2010 May	48136.9	27324.3	14450.9	43038.7	105095.7	11950.6
Jun	55015.5	33177.4	17495.5	52058.6	67629.7	13670.8
Jul	51822.4	23663.4	16107.7	48200.0	89864.6	11639.6
Aug	50292.1	26340.9	15275.5	43293.0	76612.1	15613.1
Sep	55381.7	29913.0	22123.0	37429.0	47762.9	15507.5
Oct	56361.4	29825.3	26357.0	37852.6	81902.0	12714.0
Nov	45737.3	28760.5	26831.3	37152.2	87636.4	14897.3
Dec	56328.4	34184.9	22832.0	42716.0	109348.9	17741.6
2011 Jan	57165.1	30558.5	20274.4	40538.6	89388.3	15643.2
Feb	45225.6	30724.1	11611.1	43011.4	67192.5	15187.0
Mar	48922.7	32525.3	14438.9	57654.1	82200.6	12495.7
Apr	60961.1	34047.3	12899.5	50512.3	61965.4	20263.6
May	57742.8	39159.9	11977.9	49588.7	146968.7	21317.4

Table No. 10.3

## IMPORTS BY COMMODITY / GROUP



## 10.4 Exports by Selected Commodities in Dollars

(In Thousand Dollar)

GROUPS / COMMODITIES	UNIT	MAY., 2011		CUML. FROM JUL. 2010		MAY., 2010		CUML FROM JULY,2009	
		QUANTITY	VALUE	QUANTITY	VALUE	QUANTITY	VALUE	QUANTITY	VALUE
GRAND TOTAL			2296491		22388372		1736282		17509433
A.PRIMARY COMMODITIES			446429		4102228		252761		2955355
01.RICE	MT	300842	186440	3385166	1978689	348373	170986	3771986	1983256
(I) RICE BASMATI	MT	99855	84998	1050574	863091	90022	68990	943094	783796
(II) RICE OTHER VARIETIES	MT	200987	101442	2334592	1115598	258351	101996	2828892	1199460
02.FISH AND FISH PREPARATIONS	KG	16067204	32979	119866890	267427	12915480	26920	98141570	208774
03.FRUIT & VEGETABLES INCL. JUICES	KG	143879657	55707	1437246886	543046	79939478	25199	1095799143	351834
(I) FRUITS	KG	28038162	15126	612763395	267107	29835644	10051	646515581	224692
(II) VEGETABLES	KG	110987668	36168	793402305	247864	46863319	12793	427821144	110531
(III) FRUIT & VEGETABLE JUICES	KG	4853827	4413	31081186	28075	3240515	2356	21462418	16611
04.WHEAT	MT	218018	69332	1464825	487517			3506	732
05.WHEAT FLOUR	MT	150745	38976	794907	237904	12	4	3881	1090
06.SPICES(INCL. CHILLIES)	KG	1602203	5607	13963840	44323	1894466	5208	15408400	37793
07.OIL SEEDS, NUTS AND KERNELS	KG	2085462	2151	14484761	16694	801451	1117	14647248	18752
08.LEGUMINOUS VEGETABLE	KG	1382900	1309	1722900	1674			36783	33
09.FLOWERS	KG	123236	200	332370	745	87233	150	348069	534
10.RAW HIDES AND SKINS	KG	4724	87	73435	1279	1000	11	36018	462
11.RAW WOOL AND ANIMAL HAIR	KG	892605	1852	7993370	13057	1128259	984	6529746	7327
(I) RAW WOOL	KG	220074	405	2954617	5571	218070	331	2960311	4448
(II) ANIMAL HAIR	KG	672531	1447	5038753	7486	910189	653	3569435	2879
12.CRUDE ANIMAL MATERIAL	KG	555225	5565	7474559	37422	783473	2094	7627502	26421
13.CRUDE FERTILIZER	MT			391	64			709	130
14.MOLASSES	KG	30638	4	86000423	10359	62687711	7599	399983954	49889
15.RAW COTTON	MT	7694	22663	139023	349924	202	378	159447	194430
16.COTTON WASTE	MT	25423	15511	71389	49237	7386	6049	47521	38945
17.PETROLEUM CRUDE	MT								
18.MARBLES AND STONES	MT	28397	5166	175564	36683	12663	3318	96952	21785
19.TOBACCO	KG	834001	2880	8118676	25791	979466	2744	4812434	13169
(I) UN-MANUFACTURED	KG	825190	2850	7381544	23272	974004	2722	4636239	12695
(II) MANUFACTURED EXCL. CIGARETTE	KG	8811	30	737132	2519	5462	22	176195	475
20.COKE	MT			1086	393				
B.TEXTILES MANUFACTURES			1205826		11938248		849638		8979397
01.COTTON YARN	KG	33414895	158515	496698279	2038499	24496919	72629	586737921	1310611
02.COTTON CLOTH	SQM	192625499	235622	2082672901	2316796	146445621	162185	1635756791	1648177
03.ARTICLES OF APPAREL & CLOTHING ACCESSORIES (EXCL. KNITWEARS)	DOZ	2769208	180217	31166749	1576721	2506662	104882	25124007	1138390
04.ART SILK AND SYNTHETIC TEXTILES	SQM	64587429	74893	545060449	591562	53783040	50785	383958739	392515
05.COTTON THREAD	KG	52762	321	171826	771	19189	55	2974812	8322
06.TEXTILE FABRICS WOVEN(OTHER THAN COTTON & ARTIFICIAL FABRICS)	--		326		5127		82		4234
07.TULE, LACE, EMBROIDERY ETC	--		1400		12494		1040		13835
08.COTTON BAGS/SACKS	MT	928	2229	4066	10258	115	244	2425	5206
09.TENIS & OTHER CANVAS GOODS	KG	1854685	6255	13905707	43075	1588139	5347	19289318	57745
10.BED WEAR	KG	25516572	195593	281314294	1881560	29625327	164385	297308355	1586862
11.TOWELS	KG	16009282	75942	157268848	683696	19116327	64735	177968397	615453
12.TEXTILE MADE UPS (EXCL. TOWELS & BED WEAR)	--		64273		573295		52677		489931
13.KNITWEARS	DOZ	8535117	196011	115696350	2066069	10855020	160468	97505338	1595252

Contd.

## 10.4 Exports by Selected Commodities in Dollars

(In Thousand Dollar)

GROUPS / COMMODITIES	UNIT	MAY., 2011		CUML. FROM JUL. 2010		MAY., 2010		CUML FROM JULY,2009	
		QUANTITY   VALUE	QUANTITY   VALUE	QUANTITY   VALUE	QUANTITY   VALUE	QUANTITY   VALUE	QUANTITY   VALUE		
14.WASTE MATERIAL OF TEXTILE FIBRES/FABRICS	KG	3314659	2050	30257451	16877	2078228	1290	27119258	13560
15.YARN OTHER THAN COTTON YARN	KG	1476222	6822	13297593	45643	445605	1325	13379016	34732
16.KNITTED OR CROCHATED FABRICS	SQM	2326245	5356	56896242	75804	5288974	7510	46420628	64572
C.OTHER MANUFACTURES			474252		4729581		483603		4069543
01.CIGARETTES	THNO	2234	52	15350	314	15		25050	485
02.LEATHER	SQM	3199542	51903	26209155	422721	2815894	38522	21174581	297199
03.CARPETS,RUGS AND TAPESTRIES ETC	SQM	255496	11255	2449093	122168	142213	6741	2330977	123715
(I) WOOLLEN CARPET AND RUGS	SQM	227989	10957	2084235	119256	127613	6648	2107517	119638
(II) WOOLLEN CARPET MACHINE MADE	SQM	50	1	2937	67			111	3
(III) TAPESTRY CLOTH	SQM								
(IV) CARPETS KNOTTED & OTHER FLOOR COVERING	SQM	27457	297	361921	2845	14600	94	223349	4073
04.PETROLEUM PRODUCTS	MT	90253	105672	1522799	1247116	159026	119653	1366290	941501
05.FEEDING STUFF FOR ANIMALS	KG	24801639	4404	261200452	42697	27881380	6931	180966537	33307
06.CHEMICALS AND PHARMACEUTICAL PRODUCTS	--		92214		817756		53674		653688
(I) PLASTIC MATERIALS	KG	24292360	38064	272713800	374399	14696378	18539	221193853	249585
(II) PHARMACEUTICAL PRODUCTS.	KG	2183686	14497	20464025	132105	1941127	10826	23786190	125242
(III) FERTILIZER MANUFACTURES	MT			217	83			2028	719
(IV) OTHER CHEMICAL	--		39653		311168		24309		278141
07.RUBBER MANUFACTURES	--		639		6666		515		3838
08.PAPER AND PAPER BOARD	KG	74697	172	4736570	6611	1284051	1602	9569330	13204
09.GUAR AND GUAR PRODUCTS	KG	2827335	5692	24354266	38624	1733094	2238	20614619	24518
10.CUTLERY	--		6678		78095		6768		58794
11.GOLD	GM			141875	45	71412	14	77112	21
12.COPPER AND ARTICLES THEREOF	--		8353		108635		6922		76776
13.MACHINERY & TRANSPORT EQUIPMENT (INCL.ENGINEERING ELECTRICAL GOODS)	--		32866		229246		22204		210677
(I) ELECTRIC FANS	NO	219013	5071	1550177	32841	221420	4530	1531560	30463
(II) TRANSPORT EQUIPMENT	--		4273		19096		2691		26152
(III) OTHER ELECTRICAL MACHINERY	--		5542		45217		5004		38855
(IV) MACHINERY SPECIALIZED	--		5483		43356		3162		39594
PARTICULARS INDUSTRIES									
(V) AUTO PARTS	--		2415		18706		1762		11993
(VI) OTHER MACHINERY	--		10082		70028		5055		63620
14.FOOTWEARS	PAIR	1046084	10104	11233816	98204	993390	7226	10674901	86302
(I) LEATHER FOOTWEAR	PAIR	823664	9204	6312349	71760	304199	3235	5914030	62072
(II) CANVAS FOOTWEAR	PAIR	2412	14	199939	910	45670	114	165421	570
(III) OTHER FOOTWEAR	PAIR	220008	886	4721528	25534	643521	3877	4595450	23660
15.LEATHER MANUFACTURES(EXCL. LEATHER FOOTWEARS)	--		44535		494794		32748		409887
(I) LEATHER GLOVES	DOZ	351706	11061	3449846	110340	300305	9652	3037376	91436
(II) APPAREL & CLOTHING	DOZ	77697	32323	909856	369295	61407	21604	779624	305475
(III) OTHER LEATHER MANUFACTURES	KG	64851	1150	900179	15160	88230	1492	651821	12976
16.HOUSE-HOLD EQUIPMENT	KG	801557	2574	8963744	30520	967799	3242	8515264	30678
17.SPORTS GOODS	--		30576		293525		29028		270704
(I) FOOT BALLS COMPLETE	DOZ	298256	12723	3091208	128448	429980	16124	3610047	136611
(II) GLOVES (SPORTS)	DOZ	291569	12082	3257855	108687	360260	8669	2871313	90679
(III) OTHER	--		5772		56390		4235		43415
18.SURGICAL GOODS,MEDICAL INSTRUMENTS AND APPLIANCES	NO	12534354	21144	136268856	233709	8457141	14050	123616421	209142

Contd.

## 10.4 Exports by Selected Commodities in Dollars

(In Thousand Dollar)

GROUPS / COMMODITIES	UNIT	MAY., 2011		CUML. FROM JUL. 2010		MAY., 2010		CUML FROM JULY,2009	
		QUANTITY   VALUE	QUANTITY   VALUE	QUANTITY   VALUE	QUANTITY   VALUE	QUANTITY   VALUE	QUANTITY   VALUE		
19.ONYX MANUFACTURED	KG	339315	1126	2918342	8040	242252	616	2596599	6327
20.HANDICRAFTS	--		1		1909		877		5321
21.TEXTILE PRODUCT & ARTICLE FOR TECHNICAL USE	KG	11068	25	138867	616	20420	72	113373	448
22.BOOKS AND PRINTED MATTERS	--		866		6641		466		4836
23.PIG IRON	MT	2742	2519	20174	15599	1809	1209	13837	6572
24.PRECIOUS/SEMI-PRECIOUS STONE	GM	839214	288	15141451	3524	2908079	425	30964244	3277
25.JEWELLERY	--		34305		348370		119798		515053
26.ARTICLES OF PLASTIC	KG	2462437	5580	34928059	65776	4060900	7417	40524891	74350
27.FURNITURE	NO	29283	541	262271	6096	49243	554	319059	7104
28.PARTS OF FOOTWEAR	--		167		1565		89		1819
D.OIHERS	--		169985		1618314		150280		1505138

Contd.



## 10.5 Exports by Selected Commodities in Rupees

(In Thousand Rupees)

GROUPS / COMMODITIES	UNIT	MAY., 2011		CUML. FROM JUL. 2010		MAY., 2010		CUML FROM JULY,2009	
		QUANTITY	VALUE	QUANTITY	VALUE	QUANTITY	VALUE	QUANTITY	VALUE
GRAND TOTAL			195689058		1913068953		146423821		1465600093
A.PRIMARY COMMODITIES			38041155		350420161		21315747		247712216
01.RICE	MT	300842	15886996	3385166	169097959	348373	14419534	3771986	166261495
(I) RICE BASMATI	MT	99855	7242858	1050574	73769021	90022	5818018	943094	65626706
(II) RICE OTHER VARIETIES	MT	200987	8644138	2334592	95328938	258351	8601516	2828892	100634788
02.FISH AND FISH PREPARATIONS	KG	16067204	2810227	119866890	22847098	12915480	2270187	98141570	17500844
03.FRUILTS & VEGETABLES INCL. JUICES	KG	143879657	4746906	1437246886	46376292	79939478	2125072	1095799143	29517076
(I) FRUILTS	KG	28038162	1288879	612763395	22845037	29835644	847585	646515581	18840620
(II) VEGETABLES	KG	110987668	3081945	793402305	21134078	46863319	1078836	427821144	9287505
(III) FRUIT & VEGETABLE JUICES	KG	4853827	376083	31081186	2397177	3240515	198652	21462418	1388951
04.WHEAT	MT	218018	5907946	1464825	41565352			3506	60983
05.WHEAT FLOUR	MT	150745	3321184	794907	20334249	12	306	3881	90996
06.SPICES(INCL. CHILLIES)	KG	1602203	477755	13963840	3787471	1894466	439237	15408400	3166347
07.OIL SEEDS, NUTS AND KERNELS	KG	2085462	183251	14484761	1425414	801451	94177	14647248	1564017
08.LEGUMINOUS VEGETABLE	KG	1382900	111575	1722900	142724			36783	2801
09.FLOWERS	KG	123236	17065	332370	63514	87233	12683	348069	44806
10.RAW HIDES AND SKINS	KG	4724	7373	73435	109476	1000	920	36018	38898
11.RAW WOOL AND ANIMAL HAIR	KG	892605	157816	7993370	1115576	1128259	82946	6529746	614557
(I) RAW WOOL	KG	220074	34509	2954617	476472	218070	27919	2960311	373059
(II) ANIMAL HAIR	KG	672531	123307	5038753	639104	910189	55027	3569435	241498
12.CRUDE ANIMAL MATERIAL	KG	555225	474203	7474559	3195825	783473	176623	7627502	2210143
13.CRUDE FERTILIZER	MT			391	5476			709	10808
14.MOLASSES	KG	30638	318	86000423	886912	62687711	640853	399983954	4173442
15.RAW COTTON	MT	7694	1931200	139023	29892158	202	31871	159447	16265891
16.COTTON WASTE	MT	25423	1321726	71389	4206665	7386	510101	47521	3260617
17.PETROLEUM CRUDE	MT								
18.MARBLES AND STONES	MT	28397	440213	175564	3132226	12663	279832	96952	1824407
19.TOBACCO	KG	834001	245400	8118676	2202204	979466	231405	4812434	1104089
(I) UN-MANUFACTURED	KG	825190	242857	7381544	1986973	974004	229509	4636239	1064362
(II) MANUFACTURED EXCL. CIGARETTE	KG	8811	2543	737132	215231	5462	1896	176195	39727
20.COKE	MT			1086	33570				
B.TEXTILES MANUFACTURES			102751074		1020218883		71651519		751402780
01.COTTON YARN	KG	33414895	13507399	496698279	174225163	24496919	6124939	586737921	109621571
02.COTTON CLOTH	SQM	192625499	20077850	2082672901	197972352	146445621	13677313	1635756791	137982722
03.ARTICLES OF APPAREL & CLOTHING ACCESSORIES (EXCL. KNIITWEARS)	DOZ	2769208	15356695	31166749	134725313	2506662	8844879	25124007	95277008
04.ART SILK AND SYNTHETIC TEXTILES	SQM	64587429	6381839	545060449	50524148	53783040	4282783	383958739	32877773
05.COTTON THREAD	KG	52762	27325	171826	65854	19189	4596	2974812	697648
06.TEXTILE FABRICS WOVEN(OTHER THAN COTTON & ARTIFICIAL FABRICS)	--		27813		438773		6889		354016
07.TULE, LACE, EMBROIDERY ETC	--		119297		1067531		87733		1155070
08.COTTON BAGS/SACKS	MT	928	189968	4066	876481	115	20610	2425	435952
09.TENTS & OTHER CANVAS GOODS	KG	1854685	532998	13905707	3676129	1588139	450917	19289318	4841929
10.BED WEAR	KG	25516572	16666895	281314294	160809358	29625327	13862866	297308355	132772351
11.TOWELS	KG	16009282	6471209	157268848	58423166	19116327	5459176	177968397	51509346
12.TEXTILE MADE UPS (EXCL. TOWELS & BED WEAR)	--		5476823		48994955		4442381		41028124
13.KNIITWEARS	DOZ	8535117	16702563	115696350	176600006	10855020	13532524	97505338	133391405

Contd.

## 10.5 Exports by Selected Commodities in Rupees

(In Thousand Rupees)

GROUPS / COMMODITIES	UNIT	MAY., 2011		CUML. FROM JUL. 2010		MAY., 2010		CUML FROM JULY,2009	
		QUANTITY	VALUE	QUANTITY	VALUE	QUANTITY	VALUE	QUANTITY	VALUE
14.WASTE MATERIAL OF TEXTILE FIBRES/FABRICS	KG	3314659	174701	30257451	1441258	2078228	108824	27119258	1134395
15.YARN OTHER THAN COTTON YARN	KG	1476222	581300	13297593	3896356	445605	111756	13379016	2915080
16.KNITTED OR CROCHATED FABRICS	SQM	2326245	456400	56896242	6482039	5288974	633333	46420628	5408391
C.OTHER MANUFACTURES			40412044		404146604		40783144		340581462
01.CIGARETTES	THNO	2234	4450	15350	26858	15	28	25050	40633
02.LEATHER	SQM	3199542	4422731	26209155	36116194	2815894	3248606	21174581	24894640
03.CARPETS,RUGS AND TAPESTRIES ETC	SQM	255496	959047	2449093	10441428	142213	568518	2330977	10344825
(I) WOOLLEN CARPETS AND RUGS	SQM	227989	933682	2084235	10192455	127613	560604	2107517	10003932
(II) WOOLLEN CARPET MACHINE MADE	SQM	50	97	2937	5762			111	263
(III) TAPESTRY CLOTH	SQM								
(IV) CARPETS KNOTTED & OTHER FLOOR COVERING	SQM	27457	25268	361921	243211	14600	7914	223349	340630
04.PETROLEUM PRODUCTS	MT	90253	9004568	1522799	106564565	159026	10090581	1366290	78911753
05.FEEDING STUFF FOR ANIMALS	KG	24801639	375260	261200452	3643132	27881380	584532	180966537	2791122
06.CHEMICALS AND PHARMACEUTICAL PRODUCTS	--		7857729		69864914		4526391		54755767
(I) PLASTIC MATERIALS	KG	24292360	3243494	272713800	31982706	14696378	1563399	221193853	20919210
(II) PHARMACEUTICAL PRODUCTS.	KG	2183686	1235332	20464025	11290878	1941127	913001	23786190	10483104
(III) FERTILIZER MANUFACTURES	MT			217	7079			2028	60556
(IV) OTHER CHEMICAL	--		3378903		26584252		2049991		23292897
07.RUBBER MANUFACTURES	--		54430		569197		43439		321645
08.PAPER AND PAPER BOARD	KG	74697	14661	4736570	565847	1284051	135095	9569330	1106686
09.GUAR AND GUAR PRODUCTS	KG	2827335	485045	24354266	3298296	1733094	188762	20614619	2055518
10.CUTLERY	--		569083		6675814		570752		4926654
11.GOLD	GM			141875	3816	71412	1214	77112	1794
12.COPPER AND ARTICLES THEREOF	--		711813		9284991		583769		6428586
13.MACHINERY & TRANSPORT EQUIPMENT (INCL.ENGINEERING ELECTRICAL GOODS)	--		2800621		19574072		1872518		17629755
(I) ELECTRIC FANS	NO	219013	432143	1550177	2803997	221420	382024	1531560	2547827
(II) TRANSPORT EQUIPMENT	--		364104		1631194		226941		2195395
(III) OTHER ELECTRICAL MACHINERY	--		472272		3862950		422036		3243980
(IV) MACHINERY SPECIALIZED	--		467178		3703227		266627		3304404
PARTICULARS INDUSTRIES									
(V) AUTO PARTS	--		205780		1598225		148596		1004835
(VI) OTHER MACHINERY	--		859143		5974479		426294		5333315
14.FOOTWEARS	PAIR	1046084	861013	11233816	8391568	993390	609376	10674901	7212894
(I) LEATHER FOOTWEAR	PAIR	823664	784325	6312349	6129969	304199	272790	5914030	5186385
(II) CANVAS FOOTWEAR	PAIR	2412	1182	199939	77666	45670	9619	165421	47671
(III) OTHER FOOTWEAR	PAIR	220008	75506	4721528	2183932	643521	326967	4595450	1978839
15.LEATHER MANUFACTURES(EXCL. LEATHER FOOTWEARS)	--		3794906		42303938		2761709		34255510
(I) LEATHER GLOVES	DOZ	351706	942542	3449846	9428620	300305	813975	3037376	7653639
(II) APPAREL & CLOTHING	DOZ	77697	2754344	909856	31579846	61407	1821935	779624	25515886
(III) OTHER LEATHER MANUFACTURES	KG	64851	98019	900179	1295472	88230	125799	651821	1085984
16.HOUSE-HOLD EQUIPMENT	KG	801557	219346	8963744	2608863	967799	273381	8515264	2566342
17.SPORTS GOODS	--		2605433		25079405		2447972		22679045
(I) FOOT BALLS COMPLETE	DOZ	298256	1084122	3091208	10974177	429980	1359742	3610047	11454001
(II) GLOVES (SPORTS)	DOZ	291569	1029501	3257855	9287695	360260	731082	2871313	7592560
(III) OTHER	--		491809		4817533		357148		3632484
18.SURGICAL GOODS,MEDICAL INSTRUMENTS AND APPLIANCES	NO	12534354	1801701	136268856	19972031	8457141	1184835	123616421	17491369

Contd.

## 10.5 Exports by Selected Commodities in Rupees

(In Thousand Rupees)

GROUPS / COMMODITIES	UNIT	MAY., 2011		CUML. FROM JUL. 2010		MAY., 2010		CUML FROM JULY,2009	
		QUANTITY   VALUE	QUANTITY   VALUE	QUANTITY   VALUE	QUANTITY   VALUE	QUANTITY   VALUE	QUANTITY   VALUE		
19.ONYX MANUFACTURED	KG	339315	95972	2918342	686781	242252	51925	2596599	529347
20.HANDICRAFTS	--		78		163453		73990		446661
21.TEXTILE PRODUCT & ARTICLE FOR TECHNICAL USE	KG	11068	2165	138867	52740	20420	6053	113373	37611
22.BOOKS AND PRINTED MATTERS	--		73794		567268		39317		405233
23.PIG IRON	MT	2742	214633	20174	1331107	1809	101980	13837	551809
24.PRECIOUS/SEMI-PRECIOUS STONE	GM	839214	24571	15141451	301384	2908079	35878	30964244	274519
25.JEWELLERY	--		2923215		29780902		10102777		42967096
26.ARTICLES OF PLASTIC	KG	2462437	475492	34928059	5623188	4060900	625522	40524891	6208870
27.FURNITURE	NO	29283	46062	262271	521162	49243	46757	319059	593465
28.PARTS OF FOOTWEAR	--		14227		133691		7466		152313
D.OIHERS	--		14484785		138283304		12673411		125903635

Contd.

## 10.6 Imports of Selected Commodities in Dollars

(In Thousand Dollar)

GROUPS/COMMODITIES	UNIT	MAY - 2011		CUL. FROM JUL,2010		MAY - 2010		CUL. FROM JUL,2009	
		QUANTITY	VALUE	QUANTITY	VALUE	QUANTITY	VALUE	QUANTITY	VALUE
GRAND TOTAL			4288160		36551082		3363327		31485740
A. FOOD GROUP			331847		3612416		261124		2178276
1.MILK AND CREAM	KG	5249811	10868	59014419	107769	4365333	4923	32001384	46763
2.WHEAT UNMILLED	MT	13722	5564	22623	10725	--	--	84168	35419
3.PULSES	KG	35798721	26221	587815952	370827	40196379	27041	408190832	236488
4.DRY FRUITS	KG	9543190	8107	100045117	82490	11381673	9639	105017888	77414
5.SUGAR REFINED	MT	2127	1660	1027784	681516	85817	55472	420510	243221
6.TEA	KG	7879064	23158	110861745	311426	6547684	18660	85486721	246443
7.SPICES	KG	7129616	7800	104545604	99085	10596779	9248	99349564	70222
8.MILK FOOD FOR BABIES,INFT.,INWLD	KG	543220	3796	5154452	36390	361439	2082	4067780	28011
9.BEVERAGES	LTR	1077395	1136	8868871	8363	739497	696	5342305	6249
10.PALM OIL	KG	195626627	2380241801	369358	1837549	156412991	13193615406	46711	1172850
11.SOYABEAN OIL	KG	5601167	5513	65826230	66277	1426919	1427	14381779	15195
B. MACHINERY GROUP			677636		6855594		570804		6710367
1.POWER GENERATING MACH.	--		53596		919181		81671		1335175
2.AGRICULTURE MACHINERY&IMPLEMENTS	--		12616		90243		9074		188677
3.CONSTRUCTION & MINING MACHINERY	--		9767		108382		8906		150943
4.TEXTILE MACHINERY	--		28605		428005		29345		252391
5.METAL WORKING MACHINERY	--		8799		68838		7176		81643
6.GEN INDUSTRIAL MACH & EQU/PARIS NS--	--		105254		1048437		88832		1071423
7.OFFICE MACH.INCL.DATA PROS. EQUP.	--		21408		217031		17041		203085
8.TELECOM & SOUND RECORDING EQUP	--		83786		938363		80656		680250
9.ELECTRICAL MACHINERY & APPARATUS	--		50568		725397		58231		608170
10.ROAD MOTOR VEHICLES	--		162798		1172213		113380		992306
11.RAILWAY VEHICLES	--		73		4498		27		41730
12.AIRCRAFTS,SHIPS AND BOATS	--		115255		828784		37636		746650
13.OTHER MACHINERY	--		25113		306222		38830		357924
C. PETROLEUM GROUP			1700707		10506853		1193400		9319755
1.CRUDE PETROLEUM	MT	574498	448558	6860100	4296169	660352	359093	6342155	3172346
2.PETROLEUM PRODUCTS	MT	1592310	1251348	9813477	6171268	1473772	833926	11765723	6108305
3.GAS NATURAL & MANUFACTURED	--		801		39416		382		39104
D. TEXTILE GROUP			137574		1286483		96444		854131
1.SYNIHETIC AND REGENERATED FIBRE	KG	19538865	51842	240674678	516010	19918288	36014	177601191	326451
2.SYNIHETIC & ARTIFICIAL SILK YARN	KG	19863629	60229	194573082	504933	17603952	41795	151498627	329329
3.WORN CLOTHING	KG	30740953	11179	321438812	116829	23933574	8845	225880216	84402
4.ARTICLES OF APPAREL & CLOTHING	--		6930		74475		4496		49882
5.BAGS & SACKS OF TEX. MATERIALS	MT	215	287	4540	7043	141	285	4150	4423
6.JUTE	MT	9204	7107	85961	67193	6146	5009	92444	59645
E. AGRICULTURE/OTH. CHEMICAL GROUP			581943		5710737		510349		5262597
1.ORGANIC CHEMICALS	--		190577		1682103		121844		1401046
2.INORGANIC CHEMICALS	--		53222		406259		24962		325841
3.DYEING TANNING & COLOUR MATERIAL	KG	10772122	30500	111004860	300597	8639776	24486	98104997	269701
4.MEDICINAL PRODUCTS	KG	2023062	58832	19905010	625134	1344810	47473	17917971	658868
5.ESSENTIAL OIL, PERFUMES TOILT ETC	KG	6359603	19481	73028174	194951	5680322	14529	66880507	170773

Contd.

## 10.6 Imports of Selected Commodities in Dollars

(In Thousand Dollar)

GROUPS/COMMODITIES	UNIT	MAY - 2011		CUL. FROM JUL,2010		MAY - 2010		CUL. FROM JUL,2009	
		QUANTITY	VALUE	QUANTITY	VALUE	QUANTITY	VALUE	QUANTITY	VALUE
6.FERTILIZER MANUFACTURED	MT	49979	31289	1200057	530922	334095	116380	2356947	848025
7.PLASTIC MATERIALS	KG	72911635	134751	871138804	1398512	65308087	103368	680309084	1081325
8.INSECTICIDES	KG	4787216	19007	32920457	141337	5514339	21775	34114803	142214
9.OTHER.CHEMICAL PRODUCTS	--		44284		430923		35531		364803
F. METAL GROUP			219685		2160310		240680		2115997
1.IRON ORES AND CONCENTRATES	MT	33809	5241	145397	21847	--	--	389772	51781
2.IRON AND STEEL SCRAP	MT	142251	44417	1446016	468323	238119	75237	1619809	458657
3.NON FERROUS BASE METAL WASTE & SCRMT		10906	5131	87650	41846	11219	5234	85258	40759
4.IRON AND STEEL	MT	154848	121942	1514549	1115850	178795	123177	1871713	1141041
5.ALUMINIUM WROUGHT & WORKED	--		11208		131388		10640		126814
6.MANUFACTURES OF METAL NES	--		31746		381056		26392		296945
G. MISCELLANEOUS ITEMS			314479		3288543		287018		2795504
1.FEEDING STUFF FOR ANIMALS	KG	42973375	20698	370565824	167831	29816856	13209	260659597	114582
2.HIDES,SKINS AND FURSKINS RAW	KG	2522817	5580	18935928	38292	1964526	3194	19087256	27780
3.OIL SEEDS & OLEAGINOUS FRUITS	KG	51176231	33982	809078321	459397	156787610	730931031265860		471386
4.RUBBER CRUDE INCL.SYNTH/RECLAIMED	KG	7867258	20399	72224438	182339	5752576	13208	67622502	129828
5.WOOD & CORK	--		7208		54907		5845		44784
6.PULP AND WASTE PAPER	KG	25755046	10569	198034352	94084	16622929	7280	188582992	76617
7.FERTILIZER CRUDE	MT	10545	2695	122017	35687	20444	5935	168864	39644
8.CRUDE ANIMAL&VEGETABLE MATERIALS	KG	6925160	6893	77538790	85349	7423675	5804	78452142	73236
9.COAL, COKE & BRIQUETTES	MT	169109	24030	4002498	500392	344430	38307	4346513	411612
10.ANIMAL OILS AND FATS	KG	2475587	2133	60581753	50121	3836043	2860	42902642	29342
11.ANIMAL/VEG, FAT OIL WAX ETC NES	KG	5436791	1726	84183422	38847	6920892	3077	93115314	42613
12.RUBBER TYRES & TUBES	NO	468125	18022	4744503	184707	320104	11950	3180836	118763
13.CORK/WOOD MFG. (EXCL FURNITURE)	KG	7097012	3911	79857295	43136	7140446	3781	70594801	34977
14.PAPER&PAPER BOARD & MANF. THEREOF	KG	39015224	39431	409006887	379033	37363050	27677	330620412	245948
15.CEMENT	MT	2589	391	17575	2579	1234	221	10539	1918
16.PREFABRICATED BUILDS, SANITRY, PLG	--		3915		36805		6782		52692
17.FOOTWEAR	PAIR	2023127	5122	19446819	61201	1395627	3559	11596882	39227
18.PROFESSIONAL, SCIENTIFIC & CONTROL	--		30856		308504		25459		307039
19.PHOTO EQPT, OPTICAL GOODS N.E.S.	--		5931		47144		4386		42177
20.PRINTED MATTERS	--		4172		60117		3939		54636
21.ARTICLES N.E.S. OF PLASTICS	KG	2438444	8645	27864756	88685	2931413	7679	29505375	72121
22.BABY CARRIAGES, TOYS GAMES ETC.	--		5050		46715		4331		34122
23.OFFICE STATIONERY SUPPLY N.E.S	--		2084		20735		1524		14607
24.JEWELLERY OFGOLD/SILVERSMITH WEAR--			32351		89764		4183		63544
25.MUSICAL INSTRUMENTS AND PARTS	--		6328		95772		5770		92070
26.ARTICLES & MFG. OF CARVING ETC.	--		2927		12720		527		28693
27.GOLD.NON-MENETART NOT ORE/CONCEN GM		218856	9427	2699917	103681	108010	3441	4550976	131547
ALL OTHER ITEMS	--		324287		3130147		203508		2249114

Contd.

## 10.7 Imports of Selected Commodities in Rupees

(In Thousand Rupees)

GROUPS/COMMODITIES	UNIT	MAY - 2011		CUL. FROM JUL,2010		MAY - 2010		CUL. FROM JUL,2009	
		QUANTITY	VALUE	QUANTITY	VALUE	QUANTITY	VALUE	QUANTITY	VALUE
GRAND TOTAL			365403519		3123929509		283635415		2635998765
A. FOOD GROUP			28277445		308856633		22021072		182363913
1.MILK AND CREAM	KG	5249811	926122	59014419	9210881	4365333	415157	32001384	3914200
2.WHEAT UNMILLED	MT	13722	474105	22623	916337	--	--	84168	2952505
3.PULSES	KG	35798721	2234317	587815952	31707166	40196379	2280384	408190832	19794169
4.DRY FRUITS	KG	9543190	690842	100045117	7047069	11381673	812850	105017888	6485329
5.SUGAR REFINED	MT	2127	141470	1027784	58401944	85817	4678042	420510	20313845
6.TEA	KG	7879064	1973312	110861745	26618371	6547684	1573632	85486721	20634150
7.SPICES	KG	7129616	664665	104545604	8471933	10596779	779920	99349564	5878172
8.MILK FOOD FOR BABIES,INFT.,INWLD	KG	543220	323425	5154452	3108793	361439	175551	4067780	2344693
9.BEVERAGES	LTR	1077395	96820	8868871	714452	739497	58730	5342305	523405
10.PALM OIL	KG	195626627	202825801801369358	156993516	156412991	111264341540646711			98247444
11.SOYABEAN OIL	KG	5601167	469787	65826230	5666172	1426919	120370	14381779	1276003
B. MACHINERY GROUP			57742830		585940505		48136908		561877782
1.POWER GENERATING MACH.	--		4567072		78580767		6887470		111730100
2.AGRICULTURE MACHINERY&IMPLEMENTS	--		1075013		7712600		765236		15832243
3.CONSTRUCTION & MINING MACHINERY	--		832292		9262666		751077		12611723
4.TEXTILE MACHINERY	--		2437474		36587767		2474680		21169389
5.METAL WORKING MACHINERY	--		749750		5885712		605149		6845513
6.GEN INDUSTRIAL MACH & EQU/PARIS NS--	--		8968898		89621098		7491340		89583733
7.OFFICE MACH.INCL.DATA PROS. EQUIP.	--		1824183		18547708		1437070		16971836
8.TELECOM & SOUND RECORDING EQUIP	--		7139562		80176841		6801825		56996173
9.ELECTRICAL MACHINERY & APPARATUS	--		4308978		62018866		4910697		50848007
10.ROAD MOTOR VEHICLES	--		13872378		100158193		9561572		83135635
11.RAILWAY VEHICLES	--		6192		384153		2252		3528389
12.AIRCRAFTS,SHIPS AND BOATS	--		9821141		70826249		3173945		62737367
13.OTHER MACHINERY	--		2139897		26177885		3274594		29887673
C. PETROLEUM GROUP			144920984		898066021		100641589		780371705
1.CRUDE PETROLEUM	MT	574498	38222636	6860100	366977114	660352	30282937	6342155	265586907
2.PETROLEUM PRODUCTS	MT	1592310	106630123	9813477	527713398	1473772	70326441	11765723	511515865
3.GAS NATURAL & MANUFACTURED	--		68224		3375509		32210		3268933
D. TEXTILE GROUP			11723013		109926331		8133292		71522974
1.SYNIHETIC AND REGENERATED FIBRE	KG	19538865	4417542	240674678	44082135	19918288	3037108	177601191	27335368
2.SYNIHETIC & ARTIFICIAL SILK YARN	KG	19863629	5132276	194573082	43150563	17603952	3524625	151498627	27590458
3.WORN CLOTHING	KG	30740953	952574	321438812	9983549	23933574	745940	225880216	7057341
4.ARTICLES OF APPAREL & CLOTHING	--		590496		6368348		379179		4174972
5.BAGS & SACKS OF TEX. MATERIALS	MT	215	24485	4540	601862	141	23999	4150	370853
6.JUTE	MT	9204	605640	85961	5739874	6146	422440	92444	4993981
E. AGRICULTURE/OTH. CHEMICAL GROUP			49588686		487947927		43038662		440168475
1.ORGANIC CHEMICALS	--		16239479		143697930		10275317		117261750
2.INORGANIC CHEMICALS	--		4535122		34709365		2105108		27250589
3.DYEING TANNING & COLOUR MATERIAL	KG	10772122	2598998	111004860	25687210	8639776	2064977	98104997	22568073
4.MEDICINAL PRODUCTS	KG	2023062	5013198	19905010	53415777	1344810	4003452	17917971	55087130
5.ESSENTIAL OIL, PERFUMES TOILT ETC	KG	6359603	1660052	73028174	16659821	5680322	1225247	66880507	14287816

Contd.

## 10.7 Imports of Selected Commodities in Rupees

(In Thousand Rupees)

GROUPS/COMMODITIES	UNIT	MAY - 2011		CUL. FROM JUL,2010		MAY - 2010		CUL. FROM JUL,2009	
		QUANTITY	VALUE	QUANTITY	VALUE	QUANTITY	VALUE	QUANTITY	VALUE
6.FERTILIZER MANUFACTURED	MT	49979	2666214	1200057	45372327	334095	9814535	2356947	70753962
7.PLASTIC MATERIALS	KG	72911635	11482396	871138804	119509598	65308087	8717245	680309084	90552199
8.INSECTICIDES	KG	4787216	1619660	32920457	12074272	5514339	1836351	34114803	11881949
9.OTHER.CHEMICAL PRODUCTS	--		3773567		36821627		2996431		30525007
F. METAL GROUP			18719887		184640738		20296939		177148915
1.IRON ORES AND CONCENTRATES	MT	33809	446608	145397	1857839	--	--	389772	4324594
2.IRON AND STEEL SCRAP	MT	142251	3784907	1446016	40037231	238119	6344903	1619809	38393986
3.NON FERROUS BASE METAL WASTE & SCRMT		10906	437253	87650	3574814	11219	441378	85258	3410321
4.IRON AND STEEL	MT	154848	10390965	1514549	95363320	178795	10387720	1871713	9552793
5.ALUMINIUM WROUGHT & WORKED	--		955021		11227479		897285		10611343
6.MANUFACTURES OF METAL NES	--		2705133		32580056		2225654		24855878
G. MISCELLANEOUS ITEMS			26797472		281071282		24204716		234088891
1.FEEDING STUFF FOR ANIMALS	KG	42973375	1763734	370565824	14339389	29816856	1113939	260659597	9604361
2.HIDES,SKINS AND FURSKINS RAW	KG	2522817	475445	18935928	3269168	1964526	269352	19087256	2326947
3.OIL SEEDS & OLEAGINOUS FRUITS	KG	51176231	2895655	809078321	39283351	156787610	61640971031265860		39527971
4.RUBBER CRUDE INCL.SYNTH/RECLAIMED	KG	7867258	1738280	72224438	15576704	5752576	1113819	67622502	10872243
5.WOOD & CORK	--		614206		4690807		492884		3747817
6.PULP AND WASTE PAPER	KG	25755046	900619	198034352	8037573	16622929	613901	188582992	6389088
7.FERTILIZER CRUDE	MT	10545	229632	122017	3050012	20444	500523	168864	3320052
8.CRUDE ANIMAL&VEGETABLE MATERIALS	KG	6925160	587403	77538790	7297270	7423675	489433	78452142	6123162
9.COAL, COKE & BRIQUETTES	MT	169109	2047673	4002498	42776498	344430	3230468	4346513	34428338
10.ANIMAL OILS AND FATS	KG	2475587	181791	60581753	4284825	3836043	241165	42902642	2455213
11.ANIMAL/VEG, FAT OIL WAX ETC NES	KG	5436791	147103	84183422	3319064	6920892	259503	93115314	3575400
12.RUBBER TYRES & TUBES	NO	468125	1535736	4744503	15784651	320104	1007733	3180836	9936406
13.CORK/WOOD MFG. (EXCL FURNITURE)	KG	7097012	333248	79857295	3685162	7140446	318837	70594801	2927292
14.PAPER&PAPER BOARD & MANF. THEREOF	KG	39015224	3360012	409006887	32391181	37363050	2334049	330620412	20580949
15.CEMENT	MT	2589	33337	17575	219915	1234	18597	10539	160273
16.PREFABRICATED BUILDGS,SANITRY,PLG	--		333628		3146614		571939		4416403
17.FOOTWEAR	PAIR	2023127	436493	19446819	5235482	1395627	300132	11596882	3273699
18.PROFESSIONAL,SCIENTIFIC & CONTROL	--		2629327		26369204		2146989		25694194
19.PHOTO EQPT, OPTICAL GOODS N.E.S.	--		505427		4029123		369863		3533279
20.PRINTED MATTERS	--		355471		5141543		332218		4567281
21.ARTICLES N.E.S. OF PLASTICS	KG	2438444	736690	27864756	7581053	2931413	647599	29505375	6031993
22.BABY CARRIAGES, TOYS GAMES ETC.	--		430307		3991622		365220		2856223
23.OFFICE STATIONERY SUPPLY N.E.S	--		177622		1772083		128554		1223232
24.JEWELLERY OFGOLD/SILVERSMITH WEAR--			2756677		7661661		352738		5341913
25.MUSICAL INSTRUMENTS AND PARTS	--		539200		8184660		486563		7714418
26.ARTICLES & MFG. OF CAVING ETC.	--		249443		1087381		44407		2410683
27.GOLD.NON-MENETART NOT ORE/CONCEN GM		218856	803313	2699917	8865288	108010	290194	4550976	11050060
ALL OTHER ITEMS	--		27633201		267480071		17162237		188456110

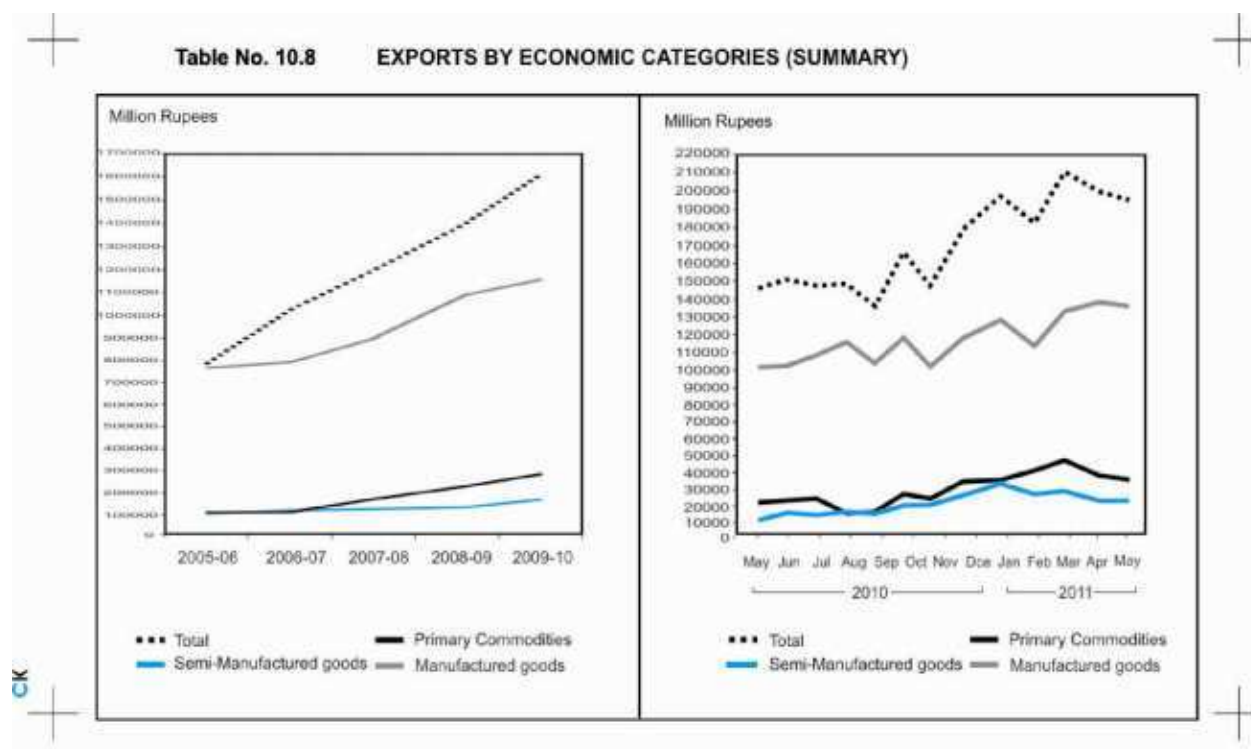
Contd.

## 10.8 Exports by Economic Categories (Summary)

(Million Rupees)

Year/Month	Total	Primary commodities	Semi-manufactured goods	Manufactured goods
2005-06	784840.6	112268.3	106029.3	766543.0
2006-07	1029311.7	113954.0	121929.9	793427.7
2007-08	1196637.6	171669.9	127090.4	897877.2
2008-09	1383717.5	224873.2	130693.0	1028151.4
2009-10	1617457.6	287490.6	170608.5	1159358.5
2010 May	146423.8	22712.6	11676.6	112034.6
Jun	151857.5	23322.3	16000.5	112534.7
Jul	147596.4	24160.5	14896.3	108539.6
Aug	148820.7	15855.0	16855.5	116110.3
Sep	136621.3	16696.3	15530.3	104394.8
Oct	166561.7	27341.8	20648.6	118571.3
Nov	147571.2	24780.3	20712.6	102078.3
Dec	179474.9	34759.7	26334.5	118380.7
2011 Jan	197668.9	35207.1	33951.4	128510.4
Feb	182692.8	41275.2	27446.9	113970.7
Mar	210207.7	47740.6	28986.7	133480.4
Apr	200164.3	38473.4	23248.6	138442.2
May	195689.1	36137.3	23525.9	136025.9

Note: Total may not tally due to rounding of figures.





## 10.9 Export by Economic Categories (Details)

(In Thousand Rupees)

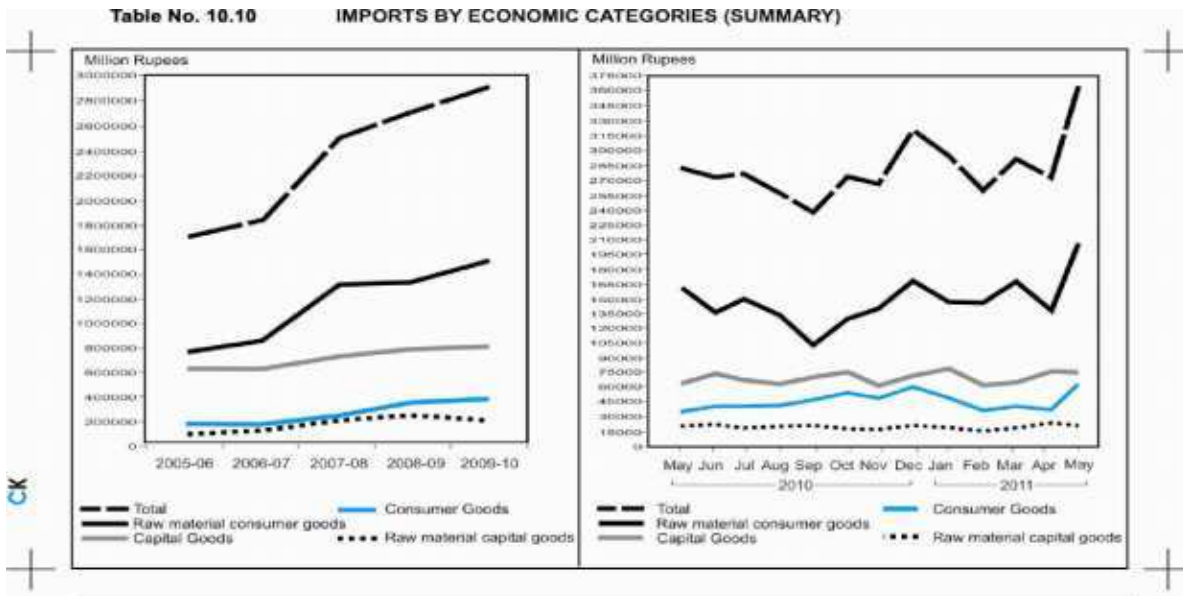
COMMODITIES	MAY., 2011	CUML.FROM JULY 2010	MAY.,2010	CUML.FROM JULY 2009
GRAND TOTAL	195,689,058	1,913,068,953	146,423,821	1,465,600,093
A. PRIMARY COMMODITIES:	36,137,292	342,427,241	22,712,638	264,168,293
RAW COTTON (INCLUDING LINTER & WASTE)	2,795,185	32,435,767	385,136	18,117,921
RAW WOOL (INCLUDING ANIMAL HAIR)	163,680	1,178,227	83,935	620,623
FLSH	2,803,592	18,982,524	2,001,152	15,535,889
RICE	15,886,996	169,097,959	14,419,534	166,261,495
HIDES & SKINS (INCLUDING FUR SKINS)	23,606	643,936	29,988	506,779
FRUITS & VEGETABLES	4,317,275	42,302,751	1,797,632	27,081,355
SPICES	477,755	3,787,471	439,237	3,166,347
TOBACCO UN-MANUFACTURED	242,857	1,986,973	229,509	1,064,362
OTHER PRIMARY COMMODITIES	9,426,345	72,011,632	3,326,513	31,813,523
B. SEMI-MANUFACTURES:	23,525,896	252,137,144	11,676,559	154,608,032
COTTON YARN	13,502,251	173,839,832	6,129,435	109,924,243
LEATHER	4,423,886	36,116,231	3,248,606	24,897,973
MOLASSES	318	886,912	640,853	4,173,442
OIL CAKES		1,221,417	407,754	1,229,241
AGAR, AGAR DUST & WOOD		109		
HENNA LEAVES & POWDER	8,166	198,004	22,275	160,293
OTHER SEMI MANUFACTURES	5,591,275	39,874,639	1,227,637	14,222,839
C. MANUFACTURED GOODS:	136,025,871	1,318,504,568	112,034,625	1,046,823,768
COTTON THREAD	513,434	4,621,578	190,156	3,262,506
COTTON FABRICS WOVEN	20,018,318	197,224,545	13,647,381	137,231,941
TEXTILE FABRICS (OTHER THAN COTTON FAB)	6,454,728	51,436,332	4,310,408	33,967,538
WOOLLEN CARPETS	927,311	10,231,606	557,663	9,935,087
TAPESTRIES		429		586
MANUFACTURE OF LEATHER	4,786,347	50,710,885	3,524,129	41,422,766
FOOTWEAR	1,117,378	10,502,388	755,959	8,816,622
SPORTS GOODS (EXCLUDING INDOOR GAMES)	1,345,329	13,281,508	1,509,669	13,097,687
TOBACCO MANUFACTURED	6,992	242,089	1,924	80,360
MEDICAL INSTRUMENT N.E.S.	269,191	2,409,926	208,853	2,073,841
FRUIT & VEGETABLE PREPARATIONS	536,972	4,084,004	319,442	2,350,102
FLSH PREPARATIONS	6,635	3,864,575	269,034	1,964,955
CEREAL PREPARATIONS	428,535	2,221,986	173,910	2,153,232
GUAR PRODUCTS	485,045	3,298,296	188,762	2,055,518
FLOUR & MEAL OF OIL SEEDS	191,259	394,593	24,492	36,668
FLSH MEAL & MEAT MEAL	94,149	818,602	100,282	363,462
PETROLEUM PRODUCTS	9,004,568	106,564,565	10,090,581	78,911,753
CHEMICAL & CHEMICAL PREPARATIONS	7,881,728	70,086,074	4,544,211	54,758,699
MACHINERY & TRANSPORT EQUIPMENT	2,895,022	21,407,485	1,917,537	18,102,570
ARTICLES OF APPAREL AND CLOTHING				
ACCESSORIES (INCLUDING HOSIERY)	32,005,102	309,708,890	22,297,449	227,827,709
OTHER MANUFACTURED GOODS	47,057,827	455,394,214	47,402,780	408,410,167

10.10 Imports by Economic Categories (Summary)

(Million rupees)

Year/Month	Total	Consumer goods	Raw material		Capital goods
			Consumer goods	Capital goods	
2005-06	1711158.3	185698.5	769336.3	124479.7	631643.8
2006-07	1851805.9	182011.1	864736.3	134519.5	670539.0
2007-08	2512071.7	256187.2	1322329.4	202537.9	731017.2
2008-09	2723569.9	348657.1	1337986.1	246599.8	790326.9
2009-10	2910975.3	380826.6	1509081.1	209051.4	812016.2
2010 May	283635.4	35863.2	163740.8	20663.7	63367.7
Jun	274976.5	41158.9	137339.3	22409.8	74068.6
Jul	276927.6	39787.3	151058.1	18885.3	67196.9
Aug	257679.6	40193.7	133974.1	20671.4	62840.3
Sep	238468.6	45305.5	103278.8	20731.8	69152.5
Oct	274697.9	52492.4	128950.9	18105.4	75149.2
Nov	267325.5	48143.4	140540.0	17582.2	61060.0
Dec	321486.2	59866.0	169073.8	21078.6	71467.8
2011 Jan	295103.1	48194.2	148815.1	19474.8	78619.0
Feb	260500.1	36308.7	147076.9	15367.1	61747.4
Mar	291580.8	39986.4	167724.6	19572.9	64297.0
Apr	274756.5	37078.7	139099.0	23292.9	75286.0
May	365403.5	62440.3	206596.1	21821.5	74545.7

Note: Total may not tally due to rounding of figures.



## 10.11 Imports by Economic Categories (Detail)

(In Thousand Rupees)

ITEMS	MAY.,2011	FROM JUL-2010	MAY.,2010	FROM JUL-2009
GRAND TOTAL	365403519	3123929509	283635415***	2635998765
1. CONSUMER GOODS TOTAL	62440273	509796456	35863186*	339667671
010110 PURE BRED BREEDING ANIMALS		521		
010190 OTHER, HORSES		26465	1400	6931
010210 PURE, BRED BREED BOVINE ANIMAL		733741	10398	352687
010290 OTHER LIVE BOVINE ANIMALS	3528	154179	50	229
010420 GOATS, LIVE		717		164
010511 FOWLS OF SPECIES WT UPTO 185G		145988	1684	192184
010519 OTH/LIVE POULTRY WT UPTO 185GM		30201		55820
010594 OTH FOWLS OF SPECIES GALLUS	4915	64311		108467
010599 OTH LIVE POULTRY		26293		
020110 CARCASSES BOV ANIMAL FRE/CHILL				37293
020130 MEAT OF BOV ANIM F/CH BON LESS		20876	10	5242
020210 CARCASSES OF BOVIN ANIMAL FROZ				97
020220 OTH CUTS WITH BONE IN, BOV FROZ	459	49312		
020230 MEAT BOV ANIMAL FROZE BONELESS	28887	320109	15291	233008
020422 OTH MEAT SHEEP, FR/CH BONE IN		22265		
020430 CARCASSES OF LAMB, FROZEN				1306
020442 OTH MEAT OF SHEEP FROZ BONE IN				111
020443 OTH MEAT OF SHEEP FROZ BONELES				209
020450 MEAT OF GOATS FRESH/CHILL/FROZ		35765		183
020622 LIVERS OF BOV ANIMALS FROZEN				13759
020690 OTH EDIBLE OFFAL OF ANIM FROZ		766		
020712 MEAT OF FOWL OF SPE GALLU FROZ				6
020714 CUTS & OFFAL OF FOWLS FROZEN		5120		1037
020736 OTH POULTRY MEAT/OFFAL FROZEN		36		741
020890 OTH MEAT/OFFL EDIBL FR/CH/FRZ				146
030110 ORNAMENTAL FISH	943	11421		9109
030199 OTHER LIVE FISH	235	283	606	864
030211 TROUT, SALMONIDA EXCL LIVER/ORE		437		
030219 OTH SALMO FISH, EXCL LIVER F/CH	115	2244	150	3642
030222 PLACIE FLAT FISH EXCL LVR F/C		234		
030229 OTH FLAT FISH, EXCL LVR FR/CHLL		1298		
030231 ALBACORE, LONGFINED TUNAS F/CH		146		
030269 OTH FISH EXCL LVR/ROES FRE/CHL		9		
030319 OTH SOCKEYE SALMON FROZEN		1142		6
030322 ATLANTIC SALMON & DANUBE SALM	134	1419	238	1047
030339 OTH FLAT FISH, EXCL LIVERS FROZ		102540	2468	33399
030341 ALBACORE OR LONGFINED TUNAS		3		
030376 EELS EXCL LIVERS/ROES FROZ		113		1
030377 SEA BASS EXCL LIVERS/ROES FROZ		29		
030379 OTH FISH EXCL LIVER/ROES FROZ	34	41356	899	10995
030380 LIVERS & ROES OF FISH FROZEN		108		
030419 OTH FIES FILLET/MEAT FRESH/CH	89	16008	14	13107
030429 OTH FISH FILLET/ MEAT FROZEN	75	69949		2118
030499 OT FISH FILET/MEAT FRE/CH/FROZ	44	6499	9	2204
030510 FLOUR MEALS & PELLETS OF FISH		17		33
030530 FISH FILLETS, DRIED, SALTED/BRIN		12		38
030549 OTH SMOKED FISH INCL FILLETS		44		

Contd.

## 10.11 Imports by Economic Categories (Detail)

(In Thousand Rupees)

ITEMS	MAY.,2011	FROM JUL-2010	MAY.,2010	FROM JUL-2009
030551 COD,DRIED FISH SALT NOT SMOKED		20		4
030559 OTH DRIED FISH SALT NOT SMOKED		42	4	37
030561 HERRING FISH SALTED NOT SMOKED		44		22
030563 ANCHOVIES FISH,SALTED NOT DR/S			2	2
030569 OTH FISH SALT,NOT DRIED/SMOKED		390	1	1
030613 SHRIMPS AND PRAWNS,FROZEN		32		
030614 CRABS		448		
030623 SHRIMPS AND PRAWNS				
030629 OTH CRUSTACEAN INCL FLOUR/MEAL		129		7
030731 MUSSELSCS LIVE,FRESH/CHILLED		17374	1985	23860
030739 OTH MUSSELSCS FROZ ,DRIED,SALT		23	17	18
030749 OTH CUTTLE FISH & SQUID,FROZEN		4		461
040110 MILK&CREAM OF A FAT UPTO 1%	1941	3625	368	9147
040120 MILK & CREAM OF A FAT 1% TO 6%		2448	66	432
040130 MILK & CREAM OF A FAT >6%	680	11826	345	30143
040210 MILK&CREAM IN POWDER FAT 1.5%	760409	6340930	231249	1995845
040221 MILK&CREAM IN POWDER>1.5% FAT	24395	1147555		795491
040229 OTH,MILK&CREAM IN POWDER>1.5%	310	80119	13	28020
040291 OTH MILK/CREAM NOT SOLID/SWEET	10708	39420	3237	80429
040299 OTH MILK/CREAM SOLID,SWEETEND	8865	56480	13254	20607
040310 YOGURT	1265	4628	30	1478
040390 BUTTER MILK,CURDLED MILK/CREAM		9106	2186	4042
040410 WHEY AND MODIFIED WHEY CON SUG	106090	1382679	153368	864393
040490 OTH PRODUCT CONSIST NATUR MILK	9722	114797	9194	72087
040510 BUTTER	45	14138	20	11947
040520 DAIRY SPREADS		2068	1309	6452
040590 OTH FATS&OIL DERIVED FR MILK	378	3142	63	18767
040610 FRESH CHEESE INCL WHEY,CURD	9103	174574	1049	124195
040620 GRATED OR POWDER CHEESE	783	1237		67184
040630 PROCESSED CHEESE NOT GRATED	12700	108872	7190	75671
040690 OTHER CHEESE		4378	5	125
040700 BIRDS;EGGS, IN SHELL,FRESH,PRES	12477	94499	9313	392661
040811 EGG YOLKS,DRIED	5133	6501		
040891 OTH BIRDS,EGG,NOT IN SHELL DRY		4		1864
040899 OTH BIRDS,EGG OTH THAN DRY		685		6
040900 NATURAL HONEY	2263	43512	1379	38887
070110 POTATO SEEDS	70	401658		570248
070190 POTATOES,FRESH OR CHILLED		43915		68543
070200 TOMATOES,FRESH OR CHILLED		4496405	56966	1922305
070310 ONIONS AND SHALLOTS		794971	100487	2035380
070320 GARLIC	205706	5401036	301640	3999103
070390 LEEK,OTH ALLIACEOUS VEGETABLES		220	77	1150
070410 CAULIFLOWERS & HEADED BROCCOLI		116		20
070490 OTH;EDIBLE BRASSICAS,FRESH/CHI		10	154	2415
070511 CABBAGE LETTUCE(H-LETTUC)SALAD		4623	25	2332
070519 OTHER; LETTUCE	222	2693	212	4261
070610 CARROTS AND TURNIPS		3164	159	6309
070690 OTH SALAD.BEETROOT,RADISH ETC	63	1113	6	1007
070700 CUCUMBERS&GHERKINS,FRESH/CHL		1796	3	85
070810 PEAS FRESH OR CHILLED	34	13123		3914
070820 BEANS (SAME),FRESH OR CHILLED		1569		32592
070890 OTH LEGUMINOUS VEGETABLE FR/CH		1958	4	17
070920 ASPARAGUS,FRESH OR CHILLED	60	753	126	1308

Contd.

## 10.11 Imports by Economic Categories (Detail)

(In Thousand Rupees)

ITEMS	MAY.,2011	FROM JUL-2010	MAY.,2010	FROM JUL-2009
070930 AUBERGINES FRESH OR CHILLED	6	2649	5	87
070940 CELERY OTH THAN CELERIAC,F/CHL				8
070951 MUSHROOMS,FRESH OR CHILLED		1		
070959 OTH MUSHROOMS&TRUFFL FRESH/CH				2
070960 FRUIT OF GENUS CAPSICUM F/CHLL	162	108054	180	4566
070970 SPINACH NEWZEALAND SPINACH FRE		65		
070990 OTH VEGETABLES FRESH/CHILLED	54346	320662	90962	120900
071010 POTATO, FROZEN.		1089	4	34
071021 PEAS(PISUM SATIVUM),FROZEN		2489		4198
071022 BEANS FROZEN		4		43
071029 OTH LEGUMINOUS VEGETABLES FROZ	37	141		467
071040 SWEET CORN, FROZEN	52	8307	33	9200
071080 OTHER VEGETABLES,FROZEN	10	287		2
071090 MIXTURE OF VEGETABLES,FROZEN	180	3716		807
071120 OLIVES PROVISIONALLY PRESERVED	2	38		11115
071151 MUSHROOMS OF GENUS AGARICUS		18		
071190 OTH VEGETABLES, PRESERVED		483		1636
071220 ONION; WHOLE DRIED,CUT	761	72183	277	5043
071231 MUSHROOM GENUS AGARICUS DRIED	227	1915		
071232 WOOD EARS DRIED WHOLECUT SLIC		13383		
071233 JELY FUNGI DRY CUT WHOLE SLIC		9		
071239 OTH TRUFFLE DRYCUT WHOLE SLIC	66	14041	504	1016
071290 OTH VEGETABLE MIXTURE DRIED	13829	60672	8274	33985
071310 PEAS DRIED SHELLED	158377	3324553	136849	3243251
071320 CHICK PEAS DRIED SHELLED	1097406	13658716	1119727	8042988
071331 BEANS OF SPECIES VIGNA MUNGO	3	94290		
071332 SMALL RED (ADZUKI) BEANS	602	607		11161
071333 KIDNEY BEANS,INCL WHITE BENAS	393462	4702769	203317	2112721
071339 OTHER BEANS	14645	1753787	23597	350720
071340 LENTILES	477240	5269645	571117	4156343
071350 BROAD BEANS & HORSE BEAN		28935	1408	21896
071390 OTH DRIED LEGUMINOUS VEGETABLE	92582	2873863	224369	1855090
071490 OTHER ROOTS AND TUBERS	3156	3566		10
080111 DESICCATED, COCONUTS	39973	388266	31178	520843
080119 OTHER COCONUTS	5501	145515	31366	315000
080121 BRAZIL NUT IN SHELL		19		47
080122 BRAZIL NUT SHELLED		9		
080131 CASHEW NUT IN SHELL				296
080132 CASHEW NUT SHELLED	358	106223	128	105786
080211 ALMOND IN SHELL	16080	454289	32195	186975
080212 ALMOND,SHELLED (GIRI).	94541	717755	87044	368021
080221 HAZEL NUTS, IN SHELL		1043		
080222 HAZEL NUTS,SHELLED	46	82		7
080231 WALNUTS IN SHELL(AKHROTE)		530		533
080232 WAL NUTS SHELLED(AKHROTE)		3		
080240 CHEST-NUTS				16
080250 PISTACHIO	18864	289254	40404	239037
080290 OTHER NUTS	471147	4863960	615408	5050832
080300 BANANAS,INCL PLANTAINS,FR/DRY		27	22	29
080410 DATES	27698	302991	11287	74383
080420 FIGS		1440	37	379
080430 PINEAPPLES	700	9166		3986
080440 AVOCADOS		14		78

Contd.

## 10.11 Imports by Economic Categories (Detail)

(In Thousand Rupees)

ITEMS	MAY.,2011	FROM JUL-2010	MAY.,2010	FROM JUL-2009
080450 GUAVAS,MANGOES,MANGOSTEN F/DRY		2992		18
080510 ORANGES	1297	1934		238
080520 MANDARINS,CLEMENTIN ETC FR/DRY		1	103	1586
080540 GRAPEFRUIT,INCLUDING POMELOS				147
080550 LEMONS AND LIMES		223		323
080590 OTH CITRUS FRUITS FRESH/DRIED.				25
080610 GRAPES, FRESH		467245		931141
080620 GRAPES, DRIED	761	8965	604	10166
080711 WATERMELONS		41030		29364
080719 OTHER MELONS		4180		11169
080720 PAPAWS;(PAPAYAS/PAPITA)	86	201	2	78
080810 APPLE, FRESH	21992	255087	11216	180818
080820 PEARS AND QUINCES,FRESH	855	55989	1250	77395
080910 APRICOTS;FRESH(KHUBANI)		169036		48848
080920 CHERRIES; FRESH			131	164
080930 PEACHES,(INCLINECTR)ARROO FRESH				30
080940 PLUMS AND SLOES	1519	1531	63	584
081010 STRAWBERRIES,FRESH		7		
081020 RASBERRY,BLACKBERRY,ETC FRESH			18	18
081040 CRANBERRIES,BILBERRIES FRESH	67	67		
081050 KIWIFRUIT, FRESH				218
081090 OTHER FRESH FRUITS	306	186574	319	160690
081110 STRAWBERRIES,FROZEN		1758		1406
081120 RASBERRY,BL.BERRY MULBERRY FRZ	29	2929		161
081190 OTHER FRUITS AND NUTS,FROZEN		534		3
081210 CHERRIES PROVISIONLY PRESERV				44
081310 APRICOTS DRIED		371	272	608
081320 PRUNES DRIED	725	17228	474	4693
081330 APPLES DRIED		247		
081340 OTHER DRIED FRUITS	47026	441049	29429	502132
081350 MIXTURE OF NUTS,DRIED FRUITS	41339	145754	6855	15854
081400 PEEL OF CITRUS FRUITS/MELONS				5
090111 COFFEE NOT ROAST,NOT DECAFEINE		63		924
090112 COFFEE NOT ROAST,DECAFFEINATED		28		231
090121 COFFEE,ROAST,NOT DECAFFEINATED	1422	2141	98	866
090190 OTH COFFEE HUSKS/SKIN/COFE SUB	53	48897	414	9530
090210 GREEN TEA PACK < 3 KG	2171	7546	2218	4147
090220 OTHER GREEN TEA(NOT FERMENTED)	32729	423775	7829	125389
090230 BLACK TEA & PARTLY FERMENT TEA	5372	95441	12368	37688
090240 OTH BLACK TEA,OTH PARTLY F.TEA	1933040	26091610	1551216	20466927
090300 MATE		129		
090411 PEPPER,NEITHER CRUSH NOR GROND	140955	809999	122037	730729
090412 PEPPER CRUSHED OR GROUND		11258		4693
090420 FRUIT OF GENUS CAPSICUM DRIED	1951	1244412	128968	163545
090500 VANILLA	23	99		
090611 CINNAMON NOT CRUSHED OR GROUND	22463	236780	27999	205321
090619 OTHER CINNAMON		4566	7290	50932
090620 CINNAMON & TREE FLOWER,CRUSHED	600	4038	1494	2260
090700 CLOVES (WHOLE FRUIT,AND STEMS)	15472	290397	16224	257066
090810 NUTMEG	7287	45198	6567	96876
090820 MACE		49442	2255	86468
090830 CARDAMOMS	95270	795664	49282	427422
090910 SEEDS OF ANISE OR BADIAN	3684	36943	3203	25655

Contd.

## 10.11 Imports by Economic Categories (Detail)

(In Thousand Rupees)

ITEMS	MAY.,2011	FROM JUL-2010	MAY.,2010	FROM JUL-2009
090920 SEEDS OF CORIANDER	22009	269418	38471	363401
090930 SEEDS OF CUMIN (WHITE ZEERA)	6559	125063	14083	192270
090940 SEEDS OF CARAWAY (BLACK ZERA)	2701	30207	24234	87160
090950 SEEDS FENNEL, JUNIPER BERRIES	406	36881	69822	103306
091010 GINGER	336204	4416537	255441	2922550
091030 TURMERIC (CURCUMA)	7997	39720	12313	136330
091091 MIXTU OF PROD H-09.04 TO 09.10	840	1976		1629
091099 OTHER SPICES	244	23337	238	20559
100110 DURUM WHEAT	474105	474105		2952505
100190 OTHER WHEAT AND MESLINE		442232		
100300 BARLEY		76693	22	53061
100400 OATS		283021	24589	130258
100510 SEED, MAIZE	218569	1559037	47156	1972030
100590 OTHER MAIZE (CORN)		48194	6858	104178
100610 RICE IN HUSK (PADDY OR ROUGH)	260123	1908652	59479	535473
100620 HUSKED (BROWN) RICE				59
100630 SEMI/WHOLLY MILLED RICE/POLIS	6392	814463		
100700 GRAIN SORGHUM(JAWAR)	393	21837	218988	521593
100820 MILLET (BAJRA)	7616	522508		4193
100830 CANARY SEED		417		3272
100890 OTHER CEREALS	48	48		366421
110100 WHEAT OR MESLIN FLOUR		2425170	514358	3328775
110220 MAIZE (CORN) FLOUR		129		14755
110290 OTHER CEREAL FLOUR	2909	429487	199	796740
110313 GROATS&MEAL OF MAIZE (CORN)	1839	19353	1701	16292
110319 GROATS AND MEAL OF OTH CEREAL	270	324		13045
110412 ROLLED OR FLAKED, OATS.				7
110419 ROLLED/FLAKED GRAIN/OTH CEREAL		20		
110422 OTHER WORKED GRAIN OF OATS	962	11603	1207	4945
110423 OTH WORK GRAIN OF MAIZE (CORN)	7	2305		
110429 OTH WORK GRAIN OF OTH CEREALS	2504	220105		1896
110510 FLOUR,MEAL&POWDER OF POTATOES	11686	136245	12481	111196
110520 FLAKE,GRANULE,PELLETS POTATOES	423	10588	2671	42936
110620 FLOUR,MEAL POWDER OF SAGO/ROOT		36	9	148
110630 FLOUR,MEAL POWDER PRD CHAPT-8	15	1316		8
110710 MALT NOT ROASTED		1031		119
121010 HOP CONES,NEITHER GROUND/POWDE	4128	7341	108	108
121020 HOP CONES,GROUND POWDER PELLET		2111		4844
121299 OTHER FRUIT STONE&KERNELS/VEG		89		3345
121300 CEREAL STRAW & HUSKS, IN PELLET	2061	43328	2736	8804
121490 OTH SWEDES, MANGOLDS, FODDER, HEY				39
151710 MARGARINE, EXCL LIQUID MARGARIN	9502	88792	10445	89719
151790 OTH MARGARIN, EDIB MIX/PREP ETC	129714	771409	46877	382614
160100 SAUSE, PROD MEAT-FOOD PREP OFFL	49	10638	96	2817
160210 HOMOGENISED PREP MEAT/EDB MEAT				15
160231 OTH PREP/PRESV MEAT OF TURKEY		286		1290
160232 OTH PREP/PRESV MEAT OF FOWLS		21		279
160239 OTH PREP/PRESV, MEAT OTH POLTRY	23293	235788	17601	220567
160250 OTH PREP/PRES MEAT BOVIN ANIML		10994		12283
160290 OTH PREP MEA OFL, BLOOD ANIMAL		29		
160411 SALMON, FISH, WHOLE/PIE NOT MICE		173		116
160412 HERRING, WHOLE/PIECE NOT MINCED		36		
160413 SARDINE, BRISL/SPRAT W/P N-MINC		105		23

Contd.

## 10.11 Imports by Economic Categories (Detail)

(In Thousand Rupees)

ITEMS	MAY.,2011	FROM JUL-2010	MAY.,2010	FROM JUL-2009
160414 TUNAS,SKIPJACK,BONITO,WHOLE/PC		1787	122	1246
160415 MACKERAL,WHOLE/DIECE NOT MINCE		37		
160416 ANCHOVIES,WHOLE/PIECE NOT MINC		2		
160419 OTH FISH,WHOLE/PIECE NOT MINCE	96	2111	44	337
160420 OTH FISH PREPARED PRESERVED	897	35178	595	18295
160430 CAVIAR/SUBSTI PRE OF FISH EGGS		8	14	16
160510 CRAB,PREPARED OR PRESERVED.	41	143	49	225
160520 SHRIMPS/PRAWN,PREPARED/PRESERV				8
160590 MOLLOSES,AQUATIC INVERTEBR PRE				7
170111 CANE SUGAR RAW		2344939	905	168989
170112 BEET SUGAR RAW NOT CONT FLAVOR				1506
170191 OTH CANE BEET SUGAR FLAVOUR		923		155
170199 OTH CANE/BEET SUGAR PURE SUC	199677	58675916	4749942	20747446
170211 LACTOSE & LACTOSE SYRUP WT 99%	39291	392254	32919	278830
170219 OTH,LACTOSE AND LACTOSE SYRUP		4992	3354	48453
170220 MAPLE SUGAR AND MAPLE SYRUP	74	786		234
170230 GLUS SYP,DRY STAT FRVCT <20%	52175	549267	45571	283840
170240 GLUCOSE/GLUCOSE SYRUP<20% FRUC		17076		2
170250 CHEMICALLY PURE FRUCTOSE		1248	2	8726
170260 OTH FRUCTOS SYP,50% WT OF FRAC	273	1546		977
170290 OTH SUGAR INCL INVERT SUGAR	34496	376787	25353	297016
170390 OTH MOLASSES,FROM REFINING SUG		439	1007	1007
170410 CHEWING GUM,WH/NOT SUGA COATED	4902	49940	4127	40694
170490 OTH SUGAR CONFECT NOT CON COCA	32370	240851	25381	159953
180200 COCOA SHEL,HUSK,SKIN OTH WASTE				7
180310 COCOA PASTE,NOT DEFAITTED(LICOR		91154	213	45177
180320 COCA WHOLLY OR PARTLY DEFAITTED		13		
180400 COCOA,BUTTER,FAT AND OIL	22807	219444	9435	193910
180500 COCOA POWDER,NOT CON ADDED SUG	52668	765916	36058	401820
180610 COCOA POWDER,CON ADDED SUGAR	59	1080	56	689
180620 OTH PREPA WT2KG,PAS,BLOCK SLAB	47571	440358	4257	169865
180631 OTH FOOD PREP COCOA BARS FILD	15482	83703	6249	37335
180632 OTH FOOD PREP COC BAR NOT FILD		182	120	315
180690 OTH,FOOD PREP CONT COCOA LIQUID	5002	147389	42162	235339
190110 FOOD PREP FOR INFANT USE	323425	3108793	175551	2344693
190120 MIXES&DOUGHS FOR PREP BAKER	2021	30149	4275	25270
190190 OTH FOOD PREP OF FLOUR,MEAL	58750	493383	19951	431723
190211 UNCOOK PASTA,NUT STUFD CON EGG	37	1163	24	198
190219 OTHER,UNCOOKED PASTA.	3587	18583	551	7829
190220 STUFFED PASTA,WHEITH/NOT COOKED		183	1	326
190230 OTHER PASTA	8	2145	39	4702
190240 COUSCOUS WHETER OR NOT PREPARE		43	1	23
190300 TAPIOCA&SUBSTI PRE FRM STARCH	6231	51186	2690	34513
190410 PREP FOOD ,SWLL/ROAS OF CEREALS	112474	488142	16388	141374
190420 PREP FOOD UNROAST CEREAL FLAKE	2	13725	766	15060
190430 BULGUR WHEAT		10		
190490 OTH PREP FOOD OBTAIN BY CEREAL	38	69854	1657	5162
190510 CRISPBREAD AND BUNS		7240	487	6756
190520 GINGER BREAD AND THE LIKE.		351		1660
190531 SWEET BISCUITS	9079	664530	128953	619457
190532 WAFFELS AND WAFERS	2286	40759	1446	4275
190540 RUSK,TOASTED BREAD & PRODUCTS	2703	37616	1674	27632
190590 OTHER BAKERY PRODUCTS	445812	1187148	5133	1157958

Contd.



## 10.11 Imports by Economic Categories (Detail)

(In Thousand Rupees)

ITEMS	MAY.,2011	FROM JUL-2010	MAY.,2010	FROM JUL-2009
200110 CUCUMBER,CHERKINS PREP/PRESERV	3	83		330
200190 OTH VEG FRUIT,NUT,PRES VIN/ACE	439	4215	197	3473
200210 TOMATOES,WHOLE/PIECE,PREP/PRSV	6	166		38
200290 OTH,TOMATO/PRE/PRS O/TH VINGER	19491	144792	18655	96400
200310 MUSHROOM,PREP/PRSV O/TH VINHER		10866		2271
200390 OTH MUSHROOM&TRUFFLE PREPARED		2810		
200410 POTATO,PREP/PRSV,O/TH VINGERS	21798	216295	18813	178615
200490 OTH VEG MIX/VEG PREP O/TH VING	19449	111627	12285	93187
200510 HOMOGENIZED VEGETABLES		175		108
200520 POTATO PREP O/TH VING NOT FROZ	519	16720	1620	12687
200540 PEAS PREP O/TH VINGER NOT FROZ		1983	7	1476
200551 BEAN SHEL D PREP O/TH VING N/FZ	513	2420	4182	4713
200559 OTH BEAN PREP O/TH VING NOT FZ	79	6842	80	5577
200560 ASPARAGUS,PREP O/TH VING N-FZ	72	87	5	33
200570 OLIVES PREP O/TH VING NOT FROZ	1055	20244		9341
200580 SWEET CORN,PREP/PRESV NOT FROZ	831	19955	1603	27428
200591 OTH VEGETABLES& MIXTURE OF VEG		288		105
200599 OTH VEGE PREPARED OR PRESERVED	2113	6619	66	9239
200600 VEG,FRUIT,NUTS,PEEL PRE BY SUG	20	318	17242	17575
200710 HOMOGENIISED PREPARATIONS	49	1149	39	485
200791 OTH,CITRUS FRUIT COOKED PREP		3868		34324
200799 OTH JAM,FRUIT,JELLY,MARMALADE	298	42140	26	5561
200811 GROUND NUTS,PREP/PRESERVED	42	3004	27	890
200819 OTH NUTS/SEED INCL MIXTURES		1260		1395
200820 PINEAPPLES,PREPARED/PRESERVED	41323	226023	21352	163832
200830 CITRUS FRUIT,PREPARE/PRESERVED		1977		4616
200840 PEARS,PREPARED OR PRESERVED		4243	8	4244
200850 APRICOTS,PREPARED OR PRESERVED		7	2	10
200860 CHERRIES,PREPARED OR PRESERVED	197	6814	14	9713
200870 PEACHES,PRPARED OR PRESERVED	29368	67805	13	4440
200880 STRAWBERRIES,PREPARE/PRESERVED	876	6549		7991
200892 MIXTURE OF FRUIT/OTH PLANIPART	5789	126081	15384	75179
200899 OTH FRUITS,NUT/EDIBLE PLANTS	476	13496	2303	33681
200911 ORANGE JUICE,FROZEN	4761	4761		8424
200912 ORANGE JUICE,NOT FROZEN		320238	61541	119817
200919 OTHER ORANG JUICE	29121	188661	21840	364814
200921 GRAPEFRUIT JUICE,BRIX VAL=20		64		
200929 OTHER GRAPE FRUIT,JUICE	2020	2037	90	2147
200931 JUICE OF ANY SINGL CITRUS FRUT	10	10		
200939 OTH JUICE OF ANY CITRUS FRUIT	631	11992	1593	7670
200941 PINEAPPLE JUICE ,BRIX VAL=20		1497	738	738
200949 OTHER PINEAPPLE JUICE	248	55545	267	60057
200950 TOMATO JUICE		1912		276
200961 GRAPE JUICE INCL GRAPE MUST		60		
200969 OTHER GRAPE JUICE	2025	106511	28680	161171
200971 APPLE JUICE ,BRIX VAL=20		12		223
200979 OTHER APPLE JUICE	69278	242369	1861	74799
200980 JUICE OF SINGLE FRUIT,VEGTABLE	3543	22542	4204	31860
200990 MIXTURES OF JUICES	10465	96386	6177	55612
210111 EXTRACT,ESSENCE/CONC COFEE/PRE	190	107765	797	88808
210112 PREP WITH A BASIS OF EXTRA/COF	583	3706		22390
210120 EXTACT,ESSENCE ETC OF TEA MATE		3864		22743
210130 ROASTED CHICORY/OTH COFEE/SUB	133	319		213

Contd.

## 10.11 Imports by Economic Categories (Detail)

(In Thousand Rupees)

ITEMS	MAY.,2011	FROM JUL-2010	MAY.,2010	FROM JUL-2009
210210 ACTIVE YEASTS	48845	331244	31239	277457
210220 INACTIVE YEASTS,OTH SINGL CELL	1305	3926	132	10581
210230 PREPARED BAKING POWDERS	2764	3442		719
210310 SOYA SAUCE	12	77079	5457	48452
210320 TOMATO KETCHUP/OTH TOMATOSAUCE	3554	26486	823	11109
210330 MUSTARD FLOUR/MEAL/PREP MUSTAR	994	5996	283	7779
210390 OTH SAUCES PREP/MIX SEASONING	13191	87213	6659	45247
210410 SOUPS/BROTHS & PREP THEREOF		9738	2663	8329
210420 HOMOGENISE COMPOSITE FOOD PREP	15	6601	5	359
210500 ICE CREAM,OTH EDIBLE ICE	1738	17268	1847	12084
210610 PROTEIN CONCENTRATE/TEXT PROTIN	63128	567472	723	373444
210690 OTH FLAVOURING POWDER/CONCT	223856	2383282	160161	1752862
220110 MINERAL WATERS/AERATED WATERS	665	30328	776	5488
220190 OTH,NATURAL/ARTIFICIAL WATERS	331	2757	44	1223
220210 WATER,MINERAL/AERATED WATER	41268	231929	25155	203578
220290 OTH WATER/OTH NON ALCOLIC BEVG	14918	124692	15248	46494
220300 BEER MADE FROM MALT	2571	39057	2301	46574
220410 SPARKLING WINE	4804	46647	4757	62617
220421 OTH WINE OF FRESH GRAPES<2LT		62		2154
220429 OTH WINE OF FRESH GRAPES>2LT	468	9259	500	4018
220430 OTH GRAPE MUST INFERMENATION		352		
220600 OTH FERMENTED BEVERAGES/MXTURE	6485	17177		5467
220820 SPIRIT OBT BY DISTIL GRAPEWINE	5657	23518	1209	12180
220830 WHISKIES	8393	56337	4014	35535
220840 RUM&OTH SPIRITS DISTILL SUGAR	42	1518		500
220850 GIN AND GENEVA	228	2973	159	2165
220860 VODKA	862	7212	576	2732
220870 LIQUEURS AND CORDIALS	480	4808	291	6602
220890 OTH SPIRIT/SPIRITOUS BEVERAGES	9647	115826	3700	86077
220900 VINEGAR&SUBSTITUTE,ACTIC ACID	307	2412	93	1459
230110 FLOURS,MEALS,PELLETS,OF MEAT		176832		779528
230120 FLOURS,MEALS,PELLETS,OF FISH		10434	3080	24166
230230 BRAN SHARP & RESIDUES OF WHEAT		30		
230250 BRAN SHARP RESIDUE LEGUM PLANT		1835		617
230310 RESID.STARCH MANUF&SIM RESIDUE		755	278	2201
230400 OIL-CAKE/OTH S/RESID SOYABEAN	1505322	11788264	993676	7065905
230500 OIL-CAKE/OTH S/RESID GROUNDNUT		56		
230610 OIL-CAKE/OTH RES.COTTON SEED				8397
230630 OIL CAKE/OTH SUNFLOWER SEEDS		29460		81583
230650 OIL CAKE/OTH RESIDUES,COCQNUT		1213	759	217388
230660 OIL CAKE/OTH RESIDUE,PALM NUTS	21694	347279	12967	296240
230690 OIL CAKE/OTH SOLID RESIDUE,VEG		155		15
230800 VEG MAIL & VEG WASTE,VEG RESID				2926
230910 DOG/CAT FOOD,PUTUP RETAILSALE	2746	36903	2348	27026
230990 OTH,PREP USED IN ANIMAL FOOD	231911	1902844	98095	1089525
240210 CIGAR,CHEROOTS CONTAIN TOBACCO	75975	187454	321	37662
240220 CIGARETTES CONTAINING TOBACCO	1159	43595	1170	16753
240290 CIGAR,CHEROOTS/TOBACCO SUBST	171	3037	5	17868
240310 SMOKING TOBACCO	13	3286		407
240391 HOMOGENISE/RECONSTITUTE TOBACO		6034		3033
240399 OTH MANUFACTURED TOBACCO/EXTR	578	6195	229	4378
271011 LIGHT OILS AND PREPARATIONS	15465916	64251503	4611986	32079659
271019 KEROSENE,INCL KER.TY. JET FUEL	14410767	54319976	3934785	30358064

Contd.

## 10.11 Imports by Economic Categories (Detail)

(In Thousand Rupees)

ITEMS	MAY.,2011	FROM JUL-2010	MAY.,2010	FROM JUL-2009
293621 VITAMIN A ITS DERIVATIVE UNMIX	19367	162152	17844	209893
293622 VITAMIN B1/ITS DERIV UNMIXED	14054	121385	19693	113255
293623 VITAMIN B2/ITS DERIV UNMIXED	16461	120568	11995	95663
293624 D-,DL-PANTOTHENIC ACID(VITB3B5	34348	206306	18064	145616
293625 VITAMIN B6/ITS DERIV UNMIXED	26117	140793	19574	153558
293626 VITAMIN B12/ITS DERIV UNMIXED	10522	192237	15304	179667
293627 VITAMIN C/ITS DERIVATIVE UNMIX	76419	615976	89091	697709
293628 VITAMIN D/ITS DERIVATIVE UNMIX	84270	598845	48874	663038
293629 OTH VITAMIN/ITS DERIV UNMIXED	44966	483200	47597	345128
293690 OTH INTER-MIXTURE PROVITAMINS	11778	149649	25212	162300
293711 SOMATOTROPIN ITS DERIVATIVES		6301		5936
293712 INSULINE AND ITS SALTS		88302	25357	80745
293719 OTHER POLYPEPTIDE HARMONES	11354	81920	1703	17263
293721 CORTISONE/HYDRO/PREDNISONE ETC	72021	252697	6023	185110
293722 HALOGENATE DERIV ADERNAL HORMN	28872	577340	55076	421475
293723 OESTROGENS AND PROGESTOGENS	61594	332937	49962	317892
293729 OTH, STEROIDAL HARMONES, DERIVAT	16240	155384	5076	172681
293739 OTH CATECHOLAMINE HARMONES				3446
293740 AMINO ACID DERIVATIVES		2972	811	29662
293750 PROSTAGLANDINS, THROMBOXANES&DR		51372	21	44573
293790 OTH HORMONES/ITS DERIVATIVES	39318	542048	32906	549567
293810 RUTOSIDE(RUTIN)/ITS DERIVATIVE		1207		537
293890 OTHER, GLYCOSIDES	5286	66401	6346	73387
293911 CONCENTRATES OF POPPY STRAW	51750	150818	643	113545
293919 OTH ALKALOIDS OF OPIUM/DERVATI	12218	59757		75539
293920 ALKALOID CINCHONA/DRV SALT		33824	2	26347
293930 CAFFEINE AND ITS SALTS	45694	274434	27072	249934
293941 EPHEDRINE AND ITS SALTS	5	5		240
293942 PSEUDOEPHEDRINE(INN)/ITS SALT		24		440
293949 OTHER, EPHEDRINE AND ITS SALTS	18168	107836	15642	47897
293951 FENETYLLINE(INN) AND ITS SALTS		747		498
293959 OTH THEOPHYLLINE/AMINOPHLLINE	12136	131716	17508	96351
293962 ERGOTAMINE (INN) AND ITS SALTS				1791
293969 OTH ALKALOID OF RYE ERGOT/SALT	17539	201260	37125	187981
293991 COCAINE ECGONINE, SALTS, ESTERS		1370		
293999 OTH VEGETABLE ALKALOIDS NATURL	31452	114105	23416	116201
294110 PENICILLINE/DERV/ACID/SALT ETC	15990	88270	11023	264784
294120 STREPTOMYCIN/DERIV/SALT THROF	11196	73320	2927	36340
294130 TETRACYCLINE/DERIV/SALT THROF	18563	283545	25441	265436
294140 CHLORAMPHENICAL/DERIV/SALT	7267	66896	8150	74997
294150 ERYTHROMYCIN/DERIV/SALT THROF	115858	1305586	138677	1202062
294190 OTHER ANTIBIOTICS.	599353	4953692	475769	4255074
300120 EXTRACTS OF GLAND/OTH ORGAN			302	315
300190 OTH GLAND ORGAN, EXTRACT, HAPRIN	116	1114		2546
300210 ANTISERA/OTH BLOOD FRAC MODIFY	2839	57300	13851	53622
300220 VACCINES FOR HUMAN MEDICINE	861403	13302403	754117	14182262
300230 VACCINE VETERINARY MEDICINE	109269	1391516	96634	1050445
300290 OTH HUMAN/ANIMAL BLOOD, THERAPC	37874	392023	11619	343876
300310 MEDICAMENT PENICILLIN DERV/ACID	18329	80688		207790
300320 MEDICAMENT OTH ANTIBIOTICS	6952	24556	4188	22996
300331 MEDICAMENTS CONTAINING INSULIN		11272		
300339 OTH, MEDICEMENT HARMONE ANTIBTC	36841	510701	33394	531226
300390 OTH MEDICEMENT NES-NOT-R-SALE	31866	395853	17426	693016

Contd.

## 10.11 Imports by Economic Categories (Detail)

(In Thousand Rupees)

ITEMS	MAY.,2011	FROM JUL-2010	MAY.,2010	FROM JUL-2009
300410 MEDICAMENT, PENCILLIN DERV/ACID	8982	808648	58455	315750
300420 MEDICAMENT OTH ANTI BIOTICS	188944	2364218	223894	2097984
300431 MEDICAMENT INSULIN NOT ANTI BTIC	58511	351480	16974	268362
300432 MEDICIMENT ADERN CORIC HARMONE	31357	104548		129827
300439 OTH MEDICIMENI HARMONE NOT ANT	182539	1815107	183470	2292232
300440 MEDICAMENT ALKALOID DERV ANTI	38	1571	2	2
300450 OTH MEDICAMENT VITAMIN/OTH PRO	8147	378429	25541	526143
300490 OTH MEDICAMENT THERAPEUTIC USE	1756347	16417460	1184126	18153261
300510 SURGICAL TAP IN JAMBO ROLLS	7056	277137	20344	200773
300590 OTH WADDING, GAUZE, BANDAGE ARTI	51340	422113	16704	78755
300610 STERILE SURGICAL CATGUT, ETC	64328	929295	39927	1706821
300620 BLOOD-GROUPING REAGENTS	357	3181	866	7714
300630 OPACIFY X-RAY EXAM DIAGNOSTIC	6310	73582	2368	45731
300640 DENTAL CEMENT/DENTAL FILLING	11929	85654	13333	68322
300650 FIRST AID BOXES AND KITS.	68	12091	4435	367945
300660 CHEMICAL CONTRACEPTIVE HORMONE		369745		14114
300670 GEL PREP HUMAN/VETERNARY USE	1279	9038	1557	23106
300691 APPL IDENTIFIABLE, OSTOMY USE		24952		9116
300692 WASTE PHARMACEUTICALS		2902		9522
321590 OTH WRITING/DRAWING/OTH INK	18198	163355	19530	136597
330112 ESSENTIAL OIL OF ORANGE	6883	42896	889	35653
330113 ESSENTIAL OIL OF LEMON	7037	20283	242	75268
330119 OTH ESSENTIAL OIL/CITRUS FRUIT	29346	164957	13048	102068
330124 ESSENTIAL OIL OF PEPRAMINT	673	19158	1437	21095
330125 ESSENTIAL OIL OF OTHER MINTS	3035	11774	11263	35481
330129 OTH ESSENTIAL OIL O/T CIT FRUT	2899	33430	239	16033
330130 RESINOIDS		330	525	680
330190 OTH, CONCENTRATE ESSENT OIL NS	1747	20759	4450	45712
330210 MIXTURE ODORIFEROUS SUBSMLXT	222791	1636432	105922	1239680
330290 OTH, MIXTURE, ODORIFEROUS SUBST	250186	2468055	180542	2167013
330300 PERFUMES AND TOILET WATERS	31066	592127	36735	157780
330410 LIP MAKE-UP PREPARATIONS	6674	73848	5430	44831
330420 EYE MAKE-UP PREPARATIONS	15095	155011	12177	77531
330430 MANICURE/PEDICURE PREPARATIONS	2978	30951	1367	33491
330491 POWDER WHEITHER/NOT COMPRESSED	15173	118662	8848	76687
330499 OTH, BEAUTY/MAKE-UP PREPARATION	45389	487970	50997	391743
330510 SHAMPOOS	98661	1640729	161185	1310074
330520 PREP PERMANENT WAVING/STRAIGHT	1397	3876	146	3663
330530 HAIR LACQUERS	189	3405	532	7607
330590 OTH PREP USE ON HAIR	28154	347366	16167	219185
330610 DENTIFRICES	18231	84611	4279	78743
330620 YARN, CLEAN TEETH(DENTAL FLOSS)	8	51	367	670
330690 OTH, PREP ORAL/DENTAL HYGIENE	3555	7311	116	2968
330710 PRE/AFTER SHAVE PREPARATION	7433	31501	1369	33999
330720 PERSONEL DEDORANT&ANTI P RSPRNT	31452	229925	5685	180349
330730 PERFUMED BATH SALT/OTH PREP	975	52407	2252	9842
330741 AGARBATTI/OTH ODORIFEROUS PREP		787	14	231
330749 OTH PREP PERFUMING ROOM/RELIGS	16760	117507	16846	97832
330790 OTH, DEPILATORY/PERFUM ETC PREP	7967	15784	2847	20035
340111 SOAP&ORGANIC SURFAC-ACTIV PROD	33407	542391	5883	468651
340119 OTH, SOAP ORG-SURFAC-ACT PROD	10149	126743	4663	46143
340120 SOAP IN OTHER FORMS	83115	302923	31470	176685
340130 ORGANIC SURFACE ACTIVE PRODUCT	22206	164555	18544	128634

Contd.

## 10.11 Imports by Economic Categories (Detail)

(In Thousand Rupees)

ITEMS	MAY.,2011	FROM JUL-2010	MAY.,2010	FROM JUL-2009
340211 ORGANIC SURFACE-ACTIVE AGENT	312198	3286070	242607	2870192
340212 ORGANIC SURFACE ACTIVE CATIONIC	5572	170591	4979	128674
340213 ORG SURFACE ACTIVE NON-IONIC	208615	2014525	197306	1944467
340219 OTH ORG SURFACE ACTIVE AGENT	21537	111535	4817	275913
340220 ORG SURF PREP PUTUP FOR R-SALE	37387	518541	22481	1068278
340290 OTH ORG SURFAC ACT,WASH/CLEAN	54212	765802	33029	514115
340510 PO/CREAM FOR FOOTWEAR/LEATHER	7171	104119	4842	77374
340520 POL/CREAM/PREP, WOOD FURNITURE	352	2035	22	1896
340530 POL/CREAM/PREP, COACHWORK/METAL	42	11878	12	7909
340540 SCOURING/PASTE/POWDER/OTH PREP	44	1158	37	574
340590 OTH POL/CREAM/PREP, F-WEAR/LETH	8295	125050	8637	92367
340600 CANDLES,TAPERS AND THE LIKE	963	32626	638	48373
350211 EGG ALBUMIN DRIED		10489	3852	16663
350219 OTHER EGG ALBUMIN		57		11
360410 FIREWORKS				4319
360490 OTHER,PYROTECHNIC ARTICLES		6		17
360610 LIQUID/LIQUEFIE GAS FUEL	403	2316		1136
360690 OTH FERRO CERIUM/OTH PYROPHORC	339	789		601
391810 FLOOR COVERING OF POLYMERS V-C	6385	83064	15535	111346
391890 FLOOR COVERING OF OTH PLASTICS	3514	23022	5627	29178
392210 BATH,SHOWER WASH BASIN OF PLAS	3115	38126	4698	51333
392220 LAVATORY SEAT/COVER OF PLASTIC	86	1254		322
392290 OTH FLASH/SIM SANITARY PLASTIC	1905	16548	21986	46785
392310 BOXES,CASES,CRATES PLASTIC	25725	562977	25297	245395
392321 SACK&BAG OF POLYMER OF ETHYL	6988	43980	3319	633032
392329 SACKS & BAG OF OTHER PLASTICS	99866	807667	91316	797714
392330 CARBOYS,BOTTLES,FLASKS ETC	31920	407497	23280	215686
392340 SPOOLS,COPEES,BOBINS ETC PLASTIC	18572	207887	14648	156027
392350 STOPPERS,LIDS,CAPS ETC OF PLAS	74001	665320	74709	603396
392390 OTH ARTICLES FOR CONVEYANCE NS	42863	342043	36915	342250
392410 TABLEWARE KITCHENWARE OF PLAST	18087	251261	23869	137987
392490 OTH,HOUSEHOLD/TOILET ARTICLES	16320	432164	14480	155969
392510 RESERVOIRS,TANKS,VAITS>300 LTRS	4513	135121	455	21058
392520 DOOR,WINDOWS FRAME&H-HOLD PLAS	31	5450	454	37663
392530 SHUTTERS,BLINDS&PARTS OF PLAST	35	25412		3069
392590 OTH,BUILDER-WARE OF PLASTIC,NS	27868	313674	25554	54908
392610 OFFICE/SCHOOL SUPPLY PLASTIC	3654	113468	11134	85486
392620 ARTICLE OF APPAR CLOTHING PLAS	17777	161159	7325	132160
392630 FITTING FOR FURNITUR/COACH PLA	421	27881	455	71928
392640 ORANMENTAL ARTICLES OF PLASTIC	36560	264310	26622	198878
392690 OTH, ARTICLES OF PLASTICS	314259	2812929	227248	2032584
401011 CONVEYOR BELTS WITH METALS	1889	77320	1165	16201
401012 CONVEYOR BELTS WITH TEX-METACS	23279	261960	35820	249741
401019 OTH CONVEYON BELT OR BELTING	16248	254276	15668	240970
401031 TRANSMISSION BELTS 60-180 CM	17401	192053	17517	157343
401032 TRANSMISSION OTH BELT 60-180 CM	29312	200139	22056	112875
401033 TRANSMISSION BELT 180-240 CM	14	8950		6060
401034 TRANSMISSION BELT OTH 180-240CM	3156	20367	2456	14500
401035 TRANSMISSION SYN.BELT 60-150CM	2415	19867	990	11408
401036 TRANSMISSION SYN.BELT 150-198CM	220	8886	1474	6460
401039 TRANS SYS.BELT OTH 150-198 CM	21051	190238	12518	141712
401410 SHEATH CONTRACEPTIVES	7575	1133425	56456	265259
401490 OTH HYG/PHARMACEUTICAL ARIL	2505	10574	229	9161

Contd.

## 10.11 Imports by Economic Categories (Detail)

(In Thousand Rupees)

ITEMS	MAY.,2011	FROM JUL-2010	MAY.,2010	FROM JUL-2009
401511 GLOVES,RUBBER,SURGICAL	47646	343022	20187	262768
401519 OTHER GLOVES,RUBBER	8063	67741	1399	30426
401590 OTH ARTI APPRL/CLOTH ALL PURPS	9250	45518	6572	38192
401610 ARTICLES OF UNHARD CEL VUL RUB	11503	110177	6710	80303
401691 FLOOR COVERING & MATS, RUBBER	327	10238	1577	9773
401692 ERASERS, RUBBER	15406	117084	7026	65119
401693 GASKETS,WASHERS,SEALS,OF RUBB	128401	1265417	95440	1117558
401694 BOAT/DOCK FENDERS,OF RUBBERS		3017		105509
401695 OTH INFLATABLE ARTICLE OF RUBB	113	6737	2180	7122
401699 OTH ARTICAL UNHARD VUL RUBBER	127909	1092735	95499	1070753
401700 HARD RUBER IN ALL FORMS/ARTICL	642	5487	1918	16793
420211 TRUNKS,SUITCASE,VANITY-CASES	4857	160780	9586	63412
420212 TRUNK,SUITCA,SATC ETC PLAS/TEX	38537	353692	22087	116929
420219 OTH TRUNK,SUITCASE,VANITY-CASE	20019	212356	17897	491120
420221 HANDBAG,COMP/PATENT LEATHER	17273	119614	10129	58456
420222 HANDBAGS,PLASTIC/TAXT MATERIAL	7181	74417	3820	21358
420229 OTH HANDBAGS,WITHOUT HANDLES	18472	166814	7125	111889
420231 ARTICLES CARRIED IN POCKET LEA	390	5084	503	8424
420232 ARTIC CARRIED IN POCK TAXT MATE	3092	16205	897	6252
420239 OTH,ARTI CRRIED IN HAND/POCKET	1194	15984	1693	16913
420291 OTH CONTAINER O/S OF LEA/COMPS	100	17758	83	778
420292 OTH CONTAINER O/S PLAS/TEXTILE	1281	7384	250	3971
420299 OTH CASES VULCANISED FIB/PBOA	3789	39024	3358	20883
420310 ARTICLES OF APPAREL	16780	158201	3980	64347
420321 GLOVES,MITTENS & MITTS SPORTS	2626	4445	918	7789
420329 OTH LEATHER GLOVES	2299	14631	1850	19317
420330 BELTS AND BANDOLIERS	10484	187621	26686	223646
420340 OTHER CLOTHING ACCESSORIES	30377	171335	12782	137644
420600 ARTI OF GUT OF BLADER/ TENDONS		119		189
430310 ARTI APPAR CLOTH ACCE FURSKIN	50	47608		17
430390 OTHER, ARTICLES OF FURSKINS		2123	4	1654
430400 ARTICLE OF FUR&ARTICLE THERBOF	6321	32813	4474	32137
440110 FUEL WOOD,IN LOGS,BILLETS ETC		32		926
440210 WOOD CHARCOAL OF BAMBOO NOT AG	170	1027		997
440290 OTH WOOD CHARCOAL NOT AGGLOMER	263	6103	262	1194
441400 WOODEN FRAMES FOR PAINTINGS	269	14585	4616	10671
441700 TOOLS/BODIES/HANDLE OF WOOD	6	767		5452
441900 TABLEWARE&KITCHENWARE OF WOOD	1101	11445	2665	13227
442010 STATUETTES/OTH ORNAMENT WOOD	425	2568	387	1538
442090 OTH WOOD MARQUETRY&INLAID WOOD	6373	50184	2606	22039
442110 CLOTHES HANGERS OF WOOD	92	5301	274	14977
442190 OTHER,ARTICLES OF WOOD	17838	161804	8704	86043
460121 MATS,MAITTING&SCREEN OF BAMBOO	773	3354	852	3127
460129 OTH MATS,MAITTING&SCREN VEG MAT	44	213	9	195
460192 OTH MAITTING&SCREEN OF BAMBOO		1091		108
460199 OTH PLATING MATERIAL N.E.S	64	142	164	1185
460211 BASKETWORK&OTH ARTICL OF BAMBO	21	1305	22	1751
460212 BASKETWORK&OTH ARTIC OF RATTAN				5
460219 BASKETWORK&OTH ART OF VEG MATE	444	16087	114	828
460290 OTH BASKET/WICKERWORK/LOOFAH	1997	9099	486	4744
481310 CIGRETTIE PAPER IN BOOKLET/TUBE	86	1032	149	286
481320 CIGRETTIE PAPER IN ROLL WITH SCM	51499	631479	48835	637307
481620 SELF-COPY PAPER		29		15

Contd.

## 10.11 Imports by Economic Categories (Detail)

(In Thousand Rupees)

ITEMS	MAY.,2011	FROM JUL-2010	MAY.,2010	FROM JUL-2009
481690 OTHER COYING PAPER, C/T SIZE.	11	11369	355	10788
481710 ENVELOPES	2059	10499	446	12364
481720 LETTER CARDS, PLAIN POSTCARDS	26	785	7	554
481730 BOXES, POUCHES, PAPER STATIONERY	324	12299	855	8067
481810 TOLLET PAPER	562	14372	3310	22578
481820 HANDKERCHIEFS, TISSUES&TOWELS	2548	26978	2978	17020
481830 TABLE CLOTHS & SERVIETTES	341	2006	318	2644
481840 SANITARY TOWELS, NAPKINS TEMPON	458818	5255433	235814	4057534
481850 ARTICLES OF APPAREL&CLOTHING	574	2538	35	2096
481890 OTH ARTI LINEN, P&P GARMET/ASSE	1195	16986	100	3552
481910 CARTON, BOXE&CASES CORRU PAPE	61440	809481	66277	455301
481920 FOLD/CARTO/BOXE&CASE, NON-CURRU	9519	75587	2468	75906
481930 SACKS&BAGS WITH BASE 40CM/MORE	2220	13179	3317	10330
481940 OTH SACKS&BAGS, INCLUDING CONES	3198	36263	4573	34519
481950 OTH PACKING CONTAINERS/RE-SLEE	8563	101946	9803	58205
481960 BOX FILES, LETTER TRAYS, BOX, OFF	4398	20441	2219	24129
482010 REGISTERS, LETTER PADS, DIARIES	2873	30564	3733	48895
482020 EXERCISE BOOKS	187	9941	403	2915
482030 BINDERS, FOLDERS&FILE COVERS	1599	9264	288	10745
482040 MANIFOLD BUSINESS FORMS/CARBON	52	2795	281	8202
482050 ALBUMS FOR SAMPLES/COLLECTIONS	5883	11905	521	3300
482090 OTH BOOK COVER, BLOTING PAD, NES	1048	17035	2003	23777
482110 P&P. BOARD LABLES PRINTED ALL=K	31641	552306	63331	623337
482190 OTH, P&P/BOARD LABLES NOT PRINT	119655	917213	68653	534909
482210 BOBBINS, SPOOLS, CAPS, PULP.	5400	45432	1691	6547
482290 OTHER, BOBINS, SPOOL, CAPS ETC. PA	764	42749	30	2942
482320 FILTER PAPER AND PAPERBOARD	5532	84370	1075	80906
482340 ROLLS, SHEETS AND DIALS, PRINTED	1969	12690	1463	9195
482361 TRAY, DISHES, PLATES, CUP, P&BORD		166		96
482369 OTH TRAY, DISH, PLATE, CUP, P&BORD	6635	41471	3943	25711
482370 MOULDED/PRESSED ARTICL P-PULP		13556		19793
482390 OTH, ARTICLES OF PAPER PULP, CEL	16985	150841	13537	138330
490110 PRINTED BOOKS IN SINGLE SHEETS	1556	16195	806	13314
490191 DICTIONARIES AND ENCYCLOPAEDIA	424	9840	415	11323
490199 OTHER, PRINTED BOOKS/BROCHURES	123635	1552361	123525	1477253
490210 NEWSPAPERS, JOURNAL 4-TIME/WEEK	2593	11301		190
490290 OTHER NEWSPAPER, JOURNALS PERIO	3546	61238	2692	35018
490300 CHILDREN DRAWING/COLOUR BOOKS	23269	61371	491	173503
490400 MUSIC, PRINTED IN MANUSCRIPT.		75	15	24
490510 GLOBES		795	14	452
490591 OTH PRNID MATER BOOK FORM/ATLS		14		2226
490599 OTH MAPS AND HYDROGRAPHIC/W-PA	343	90608	646	1986
490600 PLANS/DRAWINGS FOR ARCHITECTS	4808	59227	723	67486
490700 BANKNOTE, CHEQUE, STAMP, BOND ETC	1841	1072720	969	841289
490810 TRANSFERS, VITRIFIABLE.	234	21062	2448	14581
490890 OTH, TRANSFERS(DECALCOMANIAS)	4366	41134	3262	26008
490900 PRINTED/ILLUSTRATED POSTCARDS	4318	61914	5205	52978
491000 CALENDAR OF ANY KIND PRINTED.	8	14281	22	17835
491110 TRADE ADVERTISING MATERIAL.	14103	203861	15296	195594
491191 PICTURES, DESIGNS&PHOTOGRAPHS	2281	20891	1550	5384
491199 OTHER, PRINTED MATTER	16849	373136	42154	472590
500710 FABRICS OF NOIL SILK	20132	173353	4854	82957
500720 OTH FAB CON>80% WT OF SILK	15089	888406	19189	446391

Contd.

## 10.11 Imports by Economic Categories (Detail)

(In Thousand Rupees)

ITEMS	MAY.,2011	FROM JUL-2010	MAY.,2010	FROM JUL-2009
500790 OTHER SILK FABRICS	59161	358082	230	27773
511111 WOVEN FABRICS CARDED WOOL,85%		5833		8003
511119 OTH WOVEN FABRICS CARDED WOOL	253	9438	120	952
511120 OTH MIXED MAN-MADE FILAMENTS		4		
511130 OTH MIXED MAINLY/SOLELY M-MADE		6363	3219	12943
511190 OTH WOVEN FAB CARDED WOL/HAIR	4984	139293	2829	13517
511211 WOVEN FAB.COMBED WOOL 85%/HAIR	2417	5699		1802
511219 OTH WOVEN FAB COMBED WOOL 85%>	1730	4305	5794	6313
511230 OTH WOV.FAB.COM.WOOL MIX.M/MSF				95
511290 OTH WOV.FAB.CARDE WOOL/FA-HAIR	5402	34297	2049	3862
511300 WOV. FAB. COARSE ANIMAL HAIR.		733		549
520811 WOV FAB COT WT<100G/SQM UNBLEA		6114	1	8518
520812 WOV FAB COT WT>100G/SQM UNBLEA		70306		2311
520819 OTHER WOVEN COTTON FAB UN-BLH	31515	269917	7139	96101
520821 WOV FAB COT WT<100G/SQM BLEACH		904		74
520822 WOV FAB COT WT>100G/SQM BLEACH		98108		
520829 OTH WOVEN FAB OF COTTON BLEACH		8730	23	75
520831 WOV FAB COT WT 100G/SQM DYED	60930	106945	420	527
520832 WOV FAB COT WT>100G/SQM DYED	670	129991		2672
520833 COTTON WOV FAB 3/4 THREAD DYED		16503		10663
520839 OTH COTON WOV FAB<2000/SQM DYE	4465	49928	114	6487
520841 WOV FAB COT WT 100G/SQM COLOUR	257	9783	76	6833
520842 COTTON WOV FAB WT>100G/SQM COLO	665	23868	1013	13027
520843 COTTON WOV FAB 3/4 THREAD TWIL		3294		
520849 OTH WOV FAB WT 200G/SQM	14001	93044	687	38843
520851 COTON WOV FAB 100G/SQM PRINTED	16957	31769		
520852 COTON WOV FAB>100G/SQM PRINTED	152	52089	152	34846
520859 OTH COT WOV FAB 200G/SQM PRINT	19916	261926	3829	44587
520911 WOV FAB COT WT>200G/SQM UNBLAC	39	7372		16004
520912 COTTON WOV FAB 3-4THREAD UN-BL		4826		5859
520919 OTH COT WOV FAB>200G/SQM UNBLE	1083	3066	387	40204
520921 COTTON WOV FAB BLEACH>200G/SQM	1589	21549		58686
520922 COT WOV FAB 3/4THR W>200G/SQM				67
520929 OTH COT WOV FAB ELE W>200G/SQM		3782	9	5046
520931 COTTON WOV FAB DYED>200G/SQM		6708		2182
520932 COTTON WOV FAB DYED 3-4 THREAD	60	115880		3966
520939 OTH COT WOV FAB DYED>200G/SQM	995	5206	1561	37036
520941 COT WOV FAB>200G/SQM 85% COT		476	1854	1854
520942 COTTON WOV FAB DENIM>200G/SQM	116385	884136	40201	143350
520943 WOV FAB 3-4-THREAD TWILL>200G		3406		118
520949 OTH WOV FAB CONT 85% COT/YARN	15807	19737		10795
520951 COTTON WOV FAB PRINTED>200GSQM		2684		17
520952 WOV FAB 3-4-THREAD TWILL PRINT		3424	322	386
520959 OTH WOV FAB PRINTED>200G/SQM	164	17404	2528	3939
521011 COT W-FAB MIX MMF W200G/SQMUNB	47	25647		1832
521019 OTH W-FAB COT MIX MF200GSQM UB	861	10640		1352
521029 OTH W-FAB COT 85%,MMF 200G-BL		66		12793
521031 COT WOV FAB MX-MMF200G/SQM DYE		817		3657
521032 W-FAB3/4THR MX-MMW 200G/MN DYE		5		180
521039 OTH W-FAD COTMX MF W200G/SQMDY		2520		9154
521041 W-FAB COT MX-MMF 200G/SQM				40387
521049 OTH W-FAB COT MX-MMF W200G/SQM		46413	2278	3339
521051 W-FAB COT MIX,MF W200G/SQM PRI				31

Contd.



## 10.11 Imports by Economic Categories (Detail)

(In Thousand Rupees)

ITEMS	MAY.,2011	FROM JUL-2010	MAY.,2010	FROM JUL-2009
521059 OIH W-FAB COT,MMF W 200G PRINT	2863	9814		7831
521111 COT W-FAB,MX MF W>200G/SQM UNB			4564	4564
521119 OIH W-FABCOT,MF W>200G/SQM UNB	63	1737		1100
521131 WW-FAB COT,MMF W>200G/SQM DYED		23751		14044
521132 WOV FAB 3-4THREAD MIX>200GDYED		18151		
521139 OIH W-FAB COT,MMF W>200G DYED		71		347
521141 COT W-FAB CLO YRN,MF W>200GSQM			4284	8292
521142 W-FAB COT DENM,MX MFW>200G/SQM	73693	331441	27663	172556
521149 OIH W-FB COT CLO YRN MMF>200G	9698	46288	6147	24807
521152 WOV FAB 3-4THRD MMF-W>200GPRNT		3655	3045	3787
521159 OIH W-FAB COT,MF,W>200G/SQM PR	79	43943	2099	2491
521211 OIH COT W-FAB UN-BL W 200G/SQM		24476		3098
521212 OIH COT W-FAB BLECH W 200G/SQM	301	3747		3779
521213 OIH COT W-FAB DYED W 200G/SQM	18480	180520	14000	1621735
521214 OIH W-FAB,COLOR YRN W 200G/SQM	6404	8457		
521215 OIH W-FAB COT PRNID W 200G/SQM	32905	63479	6694	7025
521223 OIH COT WOV FAB DYED>200G/SQM	300	1315	3333	8931
521224 OIH W-FAB COT COLYARN>200G/SQM		789	646	646
521225 OIH W-FAB COT PRINTED>200G/SQM	3110	19242		3191
530911 UN-BLE/BLE FAB CON>85%WT FLX		1126		624
530919 OIH WOV FAB OF FLAX 85%OR MORE		3918		7567
530921 UN-BLE/BLE FAB 85% OR > W FLX		253		
530929 OIH WOV FAB OF FLAX<85% BY WT	18	13053	866	4308
531090 WOV FAB OF JUTE OR OIH TEX FIB		4289		2133
531100 WOV FAB OF OIH VEG TEX FIB		3745		1147
540710 WOV FAB HI-TENACI YRN NYLON PO	18239	131709	11115	109152
540720 WOV FAB OBTAIN FROM STRIP,LIKE	21802	231580	17338	172285
540730 FAB PARALLEL SYNTH FILAMENT	9157	225688	2493	104443
540741 FAB 85% OR MORE NYLON FILMENT		29049	2941	37044
540742 OIH FAB 85% OR MORE DYED	315933	2745710	88879	838657
540743 OIH W.FAB NYL FLAMT WT>85% DYE	47393	76367		11700
540744 OIH W.FAB FILA DIF COL NYL>85%	73417	284058		20229
540751 OIH W.FAB TEXTURED POLY U-BLEA	13495	444158	7358	132910
540752 OIH W.FAB TEXTUR POLY DYED 85%	201398	1603241	38776	356634
540753 OIH W.FAB DIF COL TEXTUR POLYS		9369		11151
540754 OIH FAB TEXT POLY FIL PRINTED	41120	636027		1318
540761 OIH FAB,NON-TEXT POLY FILAMENT	38689	265926	10763	194970
540769 OIH FAB POLY FIL TEXTILE MAT	115106	419394	4232	83066
540771 OIH WOV FAB SYNTH FIL BL/UN-BL		92		77
540772 OIH WOV FAB SYNTH FIL DYED 85%	3312	29882	1236	16382
540773 OIH W.FAB DIF COL SYN FILA PRI	2744	13751	683	1033
540774 OIH WOV FAB SYNTH FIL PRINTED	2768	51334	69	28252
540782 OIH WOV FAB MIXED COTTON DYED	684	13709	1842	14545
540783 OIH FAB SYN TEXMAT COLOR DYED	6196	9826		253
540784 OIH FAB SYN TEX SQM MATERUAK	62877	146407	4394	55499
540791 OIH WOV FAB SYN F/L BL/UN-BL	4490	59378	16148	43857
540792 OIH WOV FAB SYN F/L NS DYED	438	14891	2771	16488
540793 OIH WOV FAB SYN F/L NES COLOUR	2158	137134	943	18874
540794 OIH WOV FAB SYN FIL NES PRINT	6089	205107	4470	50485
540810 W.FAB HIGH TENCITY YRN VIS,RAY		43980		305
540821 OIH WOV FAB ART. FIL BL/UN-BL	466	466		
540822 OIH WOV FAB ART. FIL DYED	341	6766	347	714
540823 OIH WOV FAB DIFFERENT COLOUR	7959	14945	3164	8911

Contd.

## 10.11 Imports by Economic Categories (Detail)

(In Thousand Rupees)

ITEMS	MAY.,2011	FROM JUL-2010	MAY.,2010	FROM JUL-2009
540824 OIH WOV FAB ART. FIL PRINTED		5501		332
540831 OIH WOV FAB ART. FIL BL/UN-BL				607
540832 OIH WOV FAB ART. FIL YARN DYED		36903	2	3129
540833 OIH WOV FAB ART.FIL YARN COLOR		18005		480
540834 OIH WOV FAB ART.FIL YARN PRINT	1180	83167		2238
551211 WOV FAB OF SYN STAPLE FIERRE		9244	4660	8565
551219 OIH WOV FAB OF SYN STAPLE FIB	1933	43173	959	19999
551229 O/W-FEB ACR STA FIB>85%WT ACRY	350	3293	277	11776
551291 WOV FAB SYN STAP FIB BL/UN-BL				6
551299 FAB WOV SYN FIB>85%BY WT SYNTH	22622	70336	62	32818
551311 W.FAB SYN STA FIB MX COT 170G		30362		5282
551312 W.FAB SYN STA FIB MX COT314THR				3583
551313 O/W FAB SY STA FIB MX COT BIUB	509	7513	1045	25798
551319 O/W-FAB SYN STA FIB MX COT170G		11023		9981
551321 W-FAB SYN STA FIB MX COT DYED	3320	710575	781	10786
551323 POLYS,COT,STAP FIB<170G DYED	57	101	237	256
551329 OIH FAB SYN STAP FINRE DYED		259730		4483
551331 WOV FAB SYN STAP FIB COLOUR YR		45076		10223
551339 OIH WOV FAB STAP FIB<170G/SQM		10312		
551341 WOV FAB POLY STAP FIB PRINTED	1076	9872	572	2912
551349 O/W-FAB SYN STAP FIB MIX COTON	27	11638	2980	9445
551411 W.FAB POLYS STA FIB<85% UNBLIB	210	597	440	2900
551412 W.FAB POLY STA FIB3-4 THRD>170		20224	9249	22875
551419 OIH SYN FAB<85% MIX BL/UN-BL		15903		1293
551421 W-F POLY STAP FIB<85% DYED	7190	61116	3905	11540
551422 W-F POLY STAP FIB 3/4THRD DYED	3047	54998	3786	33897
551423 OIH FAB POLY FIB MIX COT DYED		623		
551429 OIH FAB<85% MIX COT SYN FIB	14	7295		9
551430 WOV FAB SYN YARN DIFF COLO DYE		6329		1061
551441 W-F SYN FIB<85% MIX COT PRINT		188		346
551442 W-F POL FIB MIX COT 3-4T PRINT	8785	265422	13237	101721
551443 O/W-FAB POL FIB MIX COT PRINT	121	121		5
551449 O/W-FAB SYN MIX COT>170G PRINT	549	14744		1953
551511 O/W.FAB POLYS FIB MX VISCO RAY		21350	4329	13141
551512 O/W.FAB POLY FIB MIX M-MAD FIB				570
551513 O/W FAB POLY FIB MIX WOL/F-HAI		1521		2547
551519 O/W FAB POLY STAP FIB MIX O/FI	81	136		1555
551521 O/W FAB ARCYL FIB MIXED O/FIB		34		
551522 O/W FAB ARCYL FIB MIX WOOL		201		
551529 O/W FAB ARCYLIC FIB MIX OT/FIB	5221	28249	198	1280
551591 O/W FAB SYN FIB M-MAN-MADE FIL		282		469
551599 O/W FAB SYN MIX OIH FIBRE N.S	1513	3880		7853
551611 W-FAB ARTI FIB 85%>BL/UN-BLEA		44		
551612 W-FAB ARTI >85% BY WEIGH,DEYED		8567		1151
551613 W-FAB ARTI FIB>85% WT DIFF-COL		3411		142
551614 W-FAB ARTI FIB>85% WT PRINTED	4754	45851		13
551624 W-FAB ART FIB<85%WT MM-F PRINT		6813		
551632 W-FAB ART FIB<85%WT,WOL/HAI DY		6553		
551633 W-FAB ART FIB<85% WT,D-COL,WOL		851		
551641 W-FAB ART FIB<85%WT COT UNBL/B		177		
551642 W-FAB ART FIB<85%WT MX COT DYE			321	321
551644 W-FAB ART FIB<85% WT MIC PRINT		1309		86
551691 W-FAB ART FIB<85%WT UN-BLE/BLE	173	173		

Contd.

## 10.11 Imports by Economic Categories (Detail)

(In Thousand Rupees)

ITEMS	MAY.,2011	FROM JUL-2010	MAY.,2010	FROM JUL-2009
551692 W-FAB ART FIB<85%WT MIX O/F DY		7363	237	54638
551694 W-FAB ART FIB<85%WT O/FIB PTIN	434774	1683027	23085	261557
560210 NEEDLELOOM FELT STICH-BOND FIB	2690	25305	1624	14342
560221 FELTS OF WOOL/HAIR,NOT COATED	1945	2755		1138
560229 FELTS OIH TEXT MATE, NOT COATD	81	4187		12515
560290 OIH FELTS,NOT IMPREGNATE,COAT	8759	119332	18014	120114
560600 GIMPED YARN,AND STRIP AND LIVE	16144	107876	13641	68661
570110 CARPT/OIH TEX FLOR COVER KNOID	23029	141009	13082	141848
570190 CARPETS,KNOT OF OIH TEX MATERL	228	2330	5713	7229
570210 KECEM,SCHUMACKS,KARAMAE.ETC.	3189	36119	6320	16643
570220 FLOOR COVERING COCONUT FIBRES	508	1499		2
570232 CARPET F/COV.P/LONS NOT TEXMAT	254	49229	167	14558
570239 CARPETS ECT.AOT.MADE O/TEX MAT		651		23
570241 CARPET ETC.P/CONS.WOOL WOV.M/M	835	4233	298	2613
570242 CARPETS OIH.P/CONS.M/M/TEXT.	22822	336798	79260	465716
570249 CARPETS ETC.MADE OIH.TEX MATEL	44	128		
570292 CARPET ETC. MAN/M TEX MATERIAL		27		12
570299 OIH CARPETS ETC.MADE O/TEX/MAT	1964	10380	788	5849
570310 CARPETS ETC.TUFTED W/AOT.WOOL		197		135
570320 CARPETS ETC.TUFTED W/AOT.NYLON	55659	534414	46828	450501
570330 CARPETS ETC.TUFT.W/N MAN/M TEX	35153	322935	18628	276110
570390 O/CARPET ETC.TUFT W/N O/TEXMAT	155	24228		4875
570410 TILES, < 0.3 SQM AREA.		3376	1120	10857
570490 OIH CARPETS ETC.FELT N/TUFTED	14290	57212	4326	37487
570500 OIH CARPETS&OIH FLOOR COVERING	14684	284614	2860	34048
580110 WOV.PILE FAB.CHENILLE FAB.WOOL		17		2959
580121 UNCUT WEFT PILE FAB.OF COTTON.		237		62
580122 CUT CORDUROY, OF COTTON	12749	113921	24545	88900
580123 OIH WEFT PILE FAB.OF COTTON.		6080		
580125 WARP PILE FAB. CUT, OF COTTON.		4		37
580126 CHENILLE FABRICS, OF COTTON	3485	26407	256	3889
580131 UNCUT WEFT PILE FAB.M-MADE FIB		5831		81
580132 CUT CORDUROY, MAN-MADE FIBRES.		102		
580133 OIH WEFT PILE FAB.M/MADE FIBRE		4961		
580134 WARP PILE FAB.UNCUT,M-MAD FIB.				256
580135 WARP PILE FAB. CUT, M-MADE FIB		18622		6462
580136 CHENILLE FAB. MAN-MADE FIBRES.		31623	27	27
580190 OIH PILE&CHENILLE FAB.TEX.MAT	14596	135974	2108	47996
580211 TERRY TOWEL&S/WOVEN TEYFAB.UBL				2
580219 OIH TERRY TOWEL/FABRICS,OF COT	344	106795	1407	4067
580220 TERRY TOWEL/FABRICS, TEX.MAT		1199		3
580230 OIH TUFTED TEXTILE FABRIC		654	328	620
580300 GAUZE,OTHER THAN NARROW FABRIC	1	695	30	1936
580410 TULLES AND OTHER NET FABRICS	202	4912	168	3361
580421 LACE MACHINE MADE,M-MADE FIBRE		30023	874	10957
580429 OIH,LACE MACHINE MADE,OIH MAT.	8864	170503	13945	81393
580430 LACE HAND MADE	655	10450	390	8366
580500 H/ WOVEN,ND/WORK TAPSIRIES.		359		8
580610 WOV.PILE FAB.& CHENILLE FABRIC	2845	16057	275	5657
580620 OIH WOV. FAB. ELASTOMERIC YARN	31867	421718	32646	192487
580631 OIH NARROW WOV FAB, OF COTTON.	2784	21177	1766	4834
580632 OIH NARROW WOV FAB,M/MADE FIB.	26327	280758	25897	148216
580639 OIH,NARROW WOV.FAB,TEX.MAT	1889	11165	4339	25428

Contd.

## 10.11 Imports by Economic Categories (Detail)

(In Thousand Rupees)

ITEMS	MAY.,2011	FROM JUL-2010	MAY.,2010	FROM JUL-2009
580640 OTH FABRICS,WARP W/OUT WEFTASM				244
580710 LABEL,BADGES ETC.TEXIMAT,N/EMB	95872	818739	55923	489334
580790 OTH,LABELS,BADGES&ART.TEX/MAT	99960	1047106	80455	735189
580810 BRAIDS IN THE PIECE	23315	286550	21529	97313
580890 OTH,ORNAMENTAL TRIM,TASSEL ETC	631	5897	3111	33408
580900 WOV FAB.OF METAL TAREAD/YARN.	4050	23002	855	2545
581010 EMBROIDERY W/OUT VISIBLE GROND	300	455		484
581091 OTHER EMBROIDERY,OF COTTON		584		2798
581092 OTH EMBROIDERY,M-MADE FIBRES		110		698
581099 OTH TEXTILE MATERIAL.	4392	34495		3449
590210 TYRE CORD FAB HIT.YARN NYLPLMD	103497	1137979	92519	1003766
590220 TYRE CORD FAB H/T YARN POLYSIR	15282	180047	3545	172578
590290 OTH,TYRE CORD FAB YARN VIS-RYN	6939	7247	1051	7792
590410 LINOLEUM				526
590490 OTH FLOOR COVERINGS, LINOLEUM	20	20		705
590900 TEX HOUSE PIPING/TEX TUBING.	4213	46781	4539	37568
591000 TRANSMISON CONYOR BELT TEX MAT	17959	180675	14959	137473
600110 LONG PILE, FABRICS	17572	76969	30894	72242
600121 LOOPED PILE FABRICS,COTTON		1133		505
600122 LOOPED PILE FAB,MAN-MADE FIBRE	17236	381758	20652	206151
600129 LOOPED PILE FAB,OTH TEX MAT.	57973	433253	47155	125799
600191 OTH PILE FAB,KNIT/CROCH,OF COT			2144	2144
600192 OTH PILE FAB,KNIT/CROCH,M-MADE	16334	272415	22162	190197
600199 OTH PILE FAB,KNIT/CROCH,O/XTIM	29713	102542	11531	130896
600240 KNIT CROCH FAB<30CM,ELASTOME5%		2888		222
600290 OTH,KNIT/CROC FAB<30CM,ELAST5%	1185	8822	557	17133
600310 KNIT/CRO FAB WOL/HAIR WD!>30CM				620
600320 KNIT/CRO COTTON WD !>30CM		122	242	244
600330 KNIT/CRO SYN-FIBRE WD !>30CM	3089	29712	4661	15894
600340 KNIT/CRO ART-FIBRE WD !>30CM		342		
600390 OTH KNIT/CRO FAB WD !>30CM	2990	33776	2099	15467
600410 KNIT/CRO FAB WD>30CM ELASTYR5%	26641	145545	14523	84764
600490 OTH KNIT/CRO FAB WD>30CM ELAST	11409	33700	3241	26229
600522 WRAP KNIT FAB OF COTTON DYED	38	377		
600531 WRAP KNIT FAB SYN.FIB UNBL/BLE	5540	89706	7492	24444
600532 WRAP KNIT FAB SYN.FIBRE DYED	35423	198626	17233	125157
600533 WRAP KNIT FAB SYN.FIB DIF COLO	771	17086	2628	8210
600534 WRAP KNIT FAB SYN.FIB PRINTED	406	24134	4282	8702
600542 WRAP KNIT FAB ART FIB DYED	7965	18302	97	7817
600543 WRAP KNIT FAB ART FIB COL-YRN		347		
600590 WRAP KNIT FAB O/TH H-6001-6004	5116	53594	1753	38198
600610 OTH KNIT/CRO FAB OF WOOL/HAIR		697	40	198
600621 OTH KNIT/CRO FAB COT UNBLE/BLE		22		102
600622 OTH KNIT/CRO FAB COTTON DYED		10372	7945	8635
600624 OTH KNIT/CRO FAB COTON PRINTED		31		
600631 OTH KNIT/CRO FAB SYN.FIB UNB/B	5873	10946		6566
600632 OTH KNIT/CRO FAB SYN.FIB DYED	9287	118256	2691	55515
600633 OTH KNIT/CRO FAB SYN.FIB COLOR		4136		
600634 OTH KNIT/CRO FAB SYN.FIB PRINT		12771		
600642 OTH KNIT/CRO FAB ART FIB DYED	340	13252	231	1889
600643 OTH KNIT/CRO FAB ART FIB COLOR		93		
600690 OTH KNITTED CROACHED FABRICS	14424	339603	24722	178120
610120 MEN/BOYS OVERCOAT/SIM ARTICLE	863	3689	580	2085

Contd.

## 10.11 Imports by Economic Categories (Detail)

(In Thousand Rupees)

ITEMS	MAY.,2011	FROM JUL-2010	MAY.,2010	FROM JUL-2009
610130 MEN/BOYS WIND JACKET/SIM ART.		1272		3081
610190 OVERCOAT ETC.MEN OTH TEX KNIT.	2463	31604	22752	42497
610210 APPAREL/CLOTH/ACCESSORIES,WOOL	323	1811		2
610220 APPAREL/CLOTH ACCES,OF COTTON,	749	2295		111
610230 APPAREL/CLOTH ACCES,M-MADE FIB	15	15		18
610290 APPAREL/CLOTH OF TEX MATEL,	1055	3082		7209
610310 SUITS MEN'S/ BOYS KNITTED/CROC	309	26079	34	10473
610322 MEN/BOYS,ENSEMBLE, COTTON,KN/CR		2004		249
610323 MEN/BOYS,ENSEMBLE SYN/FIB,KNIT				1024
610329 MEN/BOYS,ENSEMBLE OTH TEX MAT,	187	9856	32	7925
610331 JACKET/BLAZER MEN/BOY,WOOL F/H		434		484
610332 JACKET/BLAZER MEN/BOY COT/KNIT		3008		1031
610333 JACKET/BLAZER MEN/BOYS SYN FIB		6948		462
610339 JACKET/BLAZER MEN/BOYS OTH TEX	5073	60229	117	3406
610341 TROUSERS,ETC.MEN/BOYS WOOL F/H				105
610342 TROUSERS,ETC.MEN/BOYS COT/KNIT	49	22677	82	1586
610343 TROUSERS, ETC.MEN/BOYS SYN FIB		282		133
610349 TROUSERS,ETC.MEN/BOYS TEX MAT	2496	31633	2311	25566
610413 WOMEN/GIRLS,SUITS SYN FIBLE.		178		17
610419 WOMEN/GIRLS,SUITS OTH TEX MAT		1089	470	572
610422 WOMEN/GIRLS,ENSUMBLE,COTT/KNIT	229	288		
610429 WOMEN/GIRLS ENSEMBLE,TEX MAT		244		626
610431 JACKETS/BLAZER W/GIRL WOL K/CR	4	638		
610432 JACKET/BLAZER W/GIRL COT KN/CR	75	121	197	197
610433 JACKE/BLAZER W/GIRL SYN KN/CR		429		65
610439 JACKE/BLAZ W/GIRL OTH TEX K/CR	807	6741	59	3470
610442 DRESSES W/GIRL COTTON KNIT/CRO		788	22	119
610443 DRESSES W/GIRL SYN FIB KNIT/CR		238	63	388
610444 DRESSES W/GIRL ARTIFIB KNIT/CR		278	66	78
610449 DRES W/GIRL OTH TEX MAT KNT/CR	137	1607	54	1054
610452 SKIRTS/D-S W/GIRL COT KNIT/CRO	52	347		374
610453 SKIRTS/D-S W/GIRL SYN KNIT/CRO	3	172		
610459 SKIRTS/D-S W/GIRL OTH TEX K/CR		13	43	238
610462 TROUSERS ETC OF COTTON KNI/CRO	76	3792	661	2532
610463 TROUSES ETC OF SYN FIB KNITTED		63	86	187
610469 TROUSERS ETC OF OTH TEX MAT KN		529	855	2870
610510 MEN/BOYS SHIRTS COTTON KNI/CRO	2412	68593	580	7577
610520 MEN/BOYS SHIRTS M-MADE FIB K/CR		2316	1440	3752
610590 MEN/BOYS SHIRTS O/TEXTILE K/CR	5041	44189	4986	69167
610610 W/GIRL SHIR/BLOUSES COT KN/CRO		823	42	3817
610620 W/GIRL SHIR/BLO M/MADE FIB K/C	521	1553	509	737
610690 W/GIRL SHIR/BLOU OTH TEXMATEK/C	22	1160	265	2121
610711 UNDERPANTS ETC M/BOY COT KN/CR	74	2260	29	959
610712 UNDERPANT ETC M/BOYS M/MADE FIB		13		
610719 UNDERPANT ETC M/BOYS OTH T/MAT		1768	287	2292
610721 NIGHTSHIRTS&PYJAMAS OF COTTON		963		658
610722 NIGHTSHIRTS&PYJAMAS M/MADE FIB		955		1227
610729 NIGHTSHIRT/PYJAMAS OTH TEX MAT		89	21	395
610791 BATHROBES ETC OF COTTON M/BOYS				36
610799 BATHROBE ETC OF OTH TEX KN/CRO		1329	120	942
610811 WO/GIRL SLIP,PELTICOAT KNIT/CR		39		
610819 SLIP PETTICOAT OTH TEX MATERIA		1657		71
610821 W/GIRL BRIE/PANTIES COT KN/CR		480		495

Contd.

## 10.11 Imports by Economic Categories (Detail)

(In Thousand Rupees)

ITEMS	MAY.,2011	FROM JUL-2010	MAY.,2010	FROM JUL-2009
610822 W/GIRL BRIEF/PANTIES M/MAD FIB		1523	15	853
610829 W/GIRL BRIEF/PANTIES OTH T/MAT	5765	15099	1243	2268
610831 W/GIRL N-DRESS/PAJAMA COT KN/CR		454	19	814
610832 W/GIRL N-DRESS/PAYJAMS M/M FIB		637		252
610839 W/GIRL N-DRESS/PAJAMAS TEX MAT	299	1161	53	216
610891 BATHROBE W/GRL COTTON KNIT/CRO	1389	1664		
610892 BATHROBE W/GRL MAN-MADE KN/CRO	6	2368	50	1956
610899 BATHROBE W/GRL OTH TEX KNI/CRO		930	195	2011
610910 T-SHIRT,SINGLETS,VEST COT K/CR	21350	275207	12961	100405
610990 T/SHIRT,OTH TXT KN/CR	6770	69184	2637	82636
611011 JERSEY,PULOVER,CARDIGAN,WOLLEN	1118	2951	504	3783
611019 OTH JERSEY PULOVER ETC.WOLEN	947	26252		18876
611020 JERSEY, PULOVER ETC.OF COT K/C		3932	3	5474
611030 JERSEY, PULOVER M/MADE FIB K/C	1061	27070	50	6294
611090 JERSEY,ETC. OTH TEXT. MATERIAL	33191	384018	1937	89759
611120 BABY GARMENT OF COTTON KNIT/CR	1401	64483	6268	40172
611130 BABY GARMENT OF SYN FIB KNI/CR		8669	46	5695
611190 BABY GARMENT OF OTH TEX KNI/CR	54186	282251	17169	265998
611211 TRACK SUITS COTTON KNIT/CROCH		4	29	29
611212 TRACK SUITS SYB FIB KNIT/CROCH		54		7
611219 TRACK SUITS OTH TEX MAT KNI/CR		412		
611231 MEN/BOYS SWIMWEAR SYN FIB K/CR		121		174
611239 MEN/BOYS SWIMWEAR OTH TEX K/CR		143		227
611241 WOM/GIRL SWIMWEAR SYN FIB K/CR		191	8	275
611249 WOM/GIRL SWIMWEAR OTH TEX K/CR		266		1140
611300 GARMENT MADE UP KNIT/CROCH FAB		273		1810
611420 OTH GARMENT COTTON KNIT/CROCH	6	608	4	3249
611430 OTH GARMENT MAN-MADE FIB KN/CR		73	344	520
611490 OTH GARMENT,OTH TEX MAT KN/CRO	6268	77391	4231	69077
611510 GRADUATE COMPRESS HOSEIERY	464	70005	1198	117216
611521 OTHER PANTY HOSE AND TIGHTS		7		
611522 O-PANTY HOSE&TIGHTS S-FIB>67DX		17		
611529 O-PANTY HOSE OTH-TEXTILE MATE	13	181	235	1745
611530 OTH-W-MEN FULL/KNEE LENG HOSIE	4175	94231	150	15200
611594 OTH HOSEIERY WOOL/FINE ANI HAIR		8		
611595 OTH HOSEIERY OF COTTON	2	2775	1422	1459
611596 OTH HOSEIERY OF SYNTHETIC FIBRE	137	2985		1204
611599 OTH HOSEIERY OF OTH TEX MATERIL	1324	30013	3208	10752
611610 GLOV,MITTEN,ETC PCAS/RUBER K/C	323	23820	1920	12982
611691 GLOVE,MITIN,MIT KN/CR WOL/HAIR		57		540
611692 GLOVE,MITTENS ETC KN/CROC COIT	3065	3967	4744	5440
611693 GLOVE,MITTENS ETC KNIT SYN FIB	44749	526566	51480	269011
611699 GLOVE,MITTENS ETC KNIT TEX MAT	279	20441	3837	20629
611710 SHAWL,SCARVE,MUFFLER,VEILS ETC	532	14353	319	17617
611780 OTH MADE UP CLOTHING ACCESRIES	86	14894	2156	31981
611790 PARTS OF GARMENT OR CLOTH ACSS	3338	47281	474	3912
620111 MEN/BOYS OVERCOAT WOOL NOTKNIT		8136		13
620112 MEN/BOYS OVERCOAT COT NOT KN/C		234		2680
620113 OVERCOAT MAN-MADE FIB NOT KNIT		151	69	90
620119 OVERCOAT SIM ART OTH TEX MATER	18	6775	15	4617
620191 OTH OUTER GARMENT WOOL MEN/BOY				382
620192 OTH OUTER GARMENT COT MEN/BOYS		1030	1	259
620193 OTH OUTER GAR M/MADE FIB M/BOY		191812		129215

Contd.

## 10.11 Imports by Economic Categories (Detail)

(In Thousand Rupees)

ITEMS	MAY.,2011	FROM JUL-2010	MAY.,2010	FROM JUL-2009
620199 OIH OUTER GAR OIH TEX MAT M/BY	793	25249	254	11079
620211 OVERCOAT ETC W/GRL WOOL N/KNIT		198	3	15
620212 OVERCOAT ETC W/GRL COT N/KNIT		315	14	277
620213 OVERCOAT ETC W/GRL M/MAD N/KNT		24		38
620219 OVERCOAT ETC W/GRL O/TEX N/KNT		4360	1646	2920
620291 SKI/JACKET W/GRL WOOL NOT KNIT				
620292 SKI/JACKET W/GRL COT NOT KNIT		2640		4
620293 SKI/JACKET W/GRL M/MADE N/KNIT		41		107
620299 SKI/JACKET W/GRL TEX MAT N/KNIT		8003	113	2665
620311 SUIT MEN/BOYS OF WOOD NOT KNIT		993		181
620312 SUIT MEN/BOYS SYN FIB NOT KNIT	209	1102		3243
620319 SUIT MEN/BOYS TEX MAT NOT KNIT	654	223528	8245	79037
620322 ENSEMBLE MEN/BOY COT NOT KNIT		2027		431
620323 ENSEMBLE MEN/BOY SYN FIB N/KNT	3	121	31	31
620329 ENSEMBLE MEN/BOY OIH TEX N/KNIT		42877	50	8295
620331 JACKET ETC MEN/BOY WOOL N/KNIT		3426		5593
620332 JACKET ETC MEN/BOY COT N/KNIT	497	2629	115	2250
620333 JACKET ETC MEN/BOY SYN FIB N/K	56	3365	255	5206
620339 JACKET ETC MEN/BOY OIH TEX N/K	11547	120230	584	18262
620341 TROUSER,BIB,BRES ETC WOL M/BOY	22682	37231	1667	7418
620342 OIH TROU BIB M/BOY COT N/KNIT	546	95848	4675	43176
620343 OIH TROU BIB M/BOY SYN N/KNIT	192	4053		3174
620349 OIH TROU BIB M/BOY TEXT N/KNIT	29311	203413	17783	204552
620411 SUIT WOMEN/GRL OF WOOL N/KNIT		349	2	895
620412 SUIT WOMEN/GRL OF COT N/KNIT	28	192		378
620413 SUIT WOMEN/GRL OF SYN N/K		51		35
620419 SUIT WOMEN/GRL OF TEX MAT N/K		4873	10022	13871
620421 ENSEMBLE WOMEN OF WOOL N/KNIT			19	23
620422 ENSEMBLE WOMEN OF COT N/KNIT		61		
620429 ENSEMBLE WOMEN OF TEX FIB N/K		556		456
620432 JACKET W/GRL OF COT N/KNIT		1256		3268
620433 JACKET W/GRL OF SYN FIB N/KNIT		1115	615	1173
620439 JACKET W/GRL OF TEX MAT N/KNIT	2060	11135	519	5613
620441 DRESSES W/GRL WOOL NOT KNITTED		26		
620442 DRESSES W/GRL COTTON NOT KNIT		5227	9	1983
620443 DRESSES W/GRL SYN FIB NOT KNIT		62		180
620444 DRESSES W/GRL ART FIB NOT KNIT		2		
620449 DRESSES W/GRL TEX FIB NOT KNIT	143	1921	751	3031
620452 SKIRTS W/GRL COTTON NOT KNIT		357	122	308
620459 SKIRTS W/GRL TEX FIB NOT/KN/CR	55	368		104
620462 TROUSER W/GRL COTTON NOT KNIT	205	7388	1469	7025
620463 TROUSER W/GRL SYN FIB NOT KNIT		817	20	225
620469 TROUSER W/GRL TEX MAT NOT KNIT	29	1684	225	2329
620520 SHIRTS MEN/BOYS OF COT N/KNIT	673	12712	27	6525
620530 SHIRTS MEN/BOYS OF M/MAD N/KNT	2135	14184	231	10057
620590 SHIRTS MEN/BOYS OF TEX MAT N/K	2675	15455	1929	41572
620610 BLOUSES W/GRL SILK NOT KNITTED		2		57
620620 BLOUSES W/GRL WOOL NOT KNITTED				168
620630 BLOUSES W/GRL COT NOT KNITTED	393	4859	364	2682
620640 BLOUSES W/GRL M/MADE NOT KNIT		1131		301
620690 BLOUSES W/GRL TEX MAT NOT KNIT	141	1962	20	2261
620711 UNEDERPANT ETC MEN/BOY COTTON	2288	18181	459	3827
620719 UNDERPANTS ETC MEN TEX MAT NK	97	1134	8	901

Contd.

## 10.11 Imports by Economic Categories (Detail)

(In Thousand Rupees)

ITEMS	MAY.,2011	FROM JUL-2010	MAY.,2010	FROM JUL-2009
620721 NIGHTSHIRT/PYJAMA MEN COT N/K		590		48053
620729 NIGHTSHIRT/PYJAMA MEN T/MAT NK		1036	2	255
620791 BATHROB ETC MEN COTTON N/KNIT		138		165
620799 BATHROB ETC MEN TEX MAT N/KNIT	678	9854	869	15041
620811 SLIPS/PETTICOAT W/GRL COT N/NK		2044	29	2803
620819 SLIPS/PETTICOAT W/GRL T/MAT NK	109	1475	3562	13618
620821 NIGHIDRESS/PYJAMA WOMEN COT NK		357		1177
620822 NIGHIDRESS/PYJAMA WOMEN M/M NK		814	173	322
620829 NIGHIDRESS/PYJAMA WOMEN T/M NK	26	3369	257	2690
620891 BATHROB ETC W/GRL COTTON N/NK			8	1374
620892 BATHROB ETC W/GRL M/MAD FIB NK		271	274	285
620899 BATHROB ETC W/GRL TEX MAT N/NK	249	3308	114	3556
620920 BABIES GARMENT ETC COT N/KNIT	127	18508		7619
620930 BABIE GAR&CLOTH SYN FIB N/KNIT		830		17
620990 BABIE GAR&CLOTH TEX MAT N/KNIT	61789	485026	41303	463977
621010 GAR MADE UP FAB H-56.02/56.03	154	2105	201	2591
621020 OTH GAR MEN/BOY H-6201-11,19		1366	58	5487
621030 OTH GAR WOM/GRL 6202.11 TO 19				43
621040 OTH MEN/BOYS MADE UP FAB	508	250567	633	5279
621050 OTH MEN WOMEN/GIRL FAB N/KNIT		3610	46	7486
621111 SWIMWEAR MEN/BOYS NOT KNITTED	21	1263	223	506
621112 SWIMWEAR WOM/GIRL NOT KNITTED	91	1804		80
621120 SKI SUITS NOT KNIT/CROCHETED		327		9
621132 OTH GAR MEN/BOYS OF COTTON	57	586	35	161
621133 OTH GAR MEN/BOYS OF M/MADE FIB	103	3128		187
621139 OTH GAR MEN/BOYS OF TEX MATERI	2227	7766	1305	1900
621142 OTH GAR WOM/GIRL OF COTTON	72	446	77	451
621143 OTH GAR WOM/GIRL OF M/MADE FIB		40	64	101
621149 OTH GAR WOM/GIRL OF TEX MATERI	729	6223	277	3089
621210 BRASSIERES	34421	219949	9905	107584
621220 GIRDLES AND PANTY-GIRDLES		5024		7092
621230 CORSELETTES		4		
621290 BRACES, SUSPENDERS, GARTER&PARIS	2392	15255	230	13150
621320 HANDKERCHIEFS OF COTTON	665	9851	2540	13304
621390 HANDKERCHIEFS OF OTH TEX MAT	666	24591	799	16157
621410 SHAWLS, SCARVES ETC & LIKE SILK		3222		477
621420 SHAWLS, SCARVES ETC & LIKE WOOL		6599		1605
621430 SHAWL, SCARVE ETC&LIKE SYN FIB		732		142
621440 SHAWL, SCARVE ETC&LIKE ART MAT		39		38
621490 SHAWLS OF OTH TEX MATERIALS	5562	63174	6918	54188
621510 TIES, BOW TIES&CRAVATS OF SILK	237	3867	1302	5072
621520 TIES, BOW TIES&CRAVATS M/M FIB	137	1442	718	3598
621590 TIES, BOW TIES&CRAVATS TEX MAT	1230	10390	914	13351
621600 GLOVES, MITTENS AND MITTS.	3801	56054	134	10720
621710 MADE UP CLOTHING ACCESSORIES	7643	76534	4795	122140
621790 PARTS OF GAR/CLOTH ACCESSORI	2641	14402	2161	3162
630120 BLANKET/TRAVEL RUGS OF WOOL/H	907	5482	106	3462
630130 BLANKET/TRAVEL RUGS OF COTTON		8832	939	20097
630140 BLANKET/TRAVEL RUGS OF SYN FIB	172083	2488925	101846	1314355
630190 BLANKET/TRAVEL RUGS OF TEX MAT	3422	633872	817	104771
630210 BED LINEN, KNITTED/CROCHETED	4972	278143	1513	68389
630221 OTH BED LINEN, PRINTED, N/KNIT		10647		38
630222 OTH BED LINEN, PRINTED M/MADE		231		29

Contd.



## 10.11 Imports by Economic Categories (Detail)

(In Thousand Rupees)

ITEMS	MAY.,2011	FROM JUL-2010	MAY.,2010	FROM JUL-2009
630229 OTH BED LINEN,PRINTED MILL-MAD		784	885	3235
630231 OTH BED LINEN COTTON N/KNIT/CR	394	4210	206	3185
630232 OTH BED LINEN OF MAN-MADE FIB				96
630239 BED LINEN OTH TEX MAT NOT KNIT	3649	58985	2304	11830
630240 TABLE LINEN KNITTED/CROCHETED		126		3
630251 TABLE LINEN OF COTTON KNITTED		2259		3081
630253 TABLE LINEN OF MAN-MADE FIBRES			34	36
630259 TABLE LINEN OF OTH TEX MATERIA	253	305		5
630260 TOILET & KITCHEN LINEN COTTON	61	8755	80	25096
630291 OTH TOILET/KITCHEN LINEN COTIN		327	173	681
630293 TOILET/KITCHEN LINEN M/MAD FIB	411	690	2	128
630299 TOILET/KITCHEN LINEN TEX MAT	18	331		138
630312 CURTAINS/BLINDS/VALANCE SYN/FIB		40793		4347
630319 CURTAINS/BLINDS/VALANCE TEXMAT	525	10985	418	7101
630391 OTH CURTAN,BLIND,VALANC OF COT	430	1869		178
630392 OTH CURTAINS/VALANCE OF SYN/FIB	34746	50572	1370	12030
630399 OTH CURTAINS/VALANCE OF TEXMAT	428	7017	4113	14569
630411 BED-SPREADS KNITTED/CROCHETED		6307	1648	3430
630419 BED-SPREADS, OTHERS	1441	8543	243	419
630491 OTH FURNISHING ARTICLES KNITED	286	1229	459	2692
630492 OTH FURNISHING ARTICLE COT KNT		6166	16	16
630493 OTH FURNISHING ARTICLE SYN FIB		12584		2931
630499 OTH FURNISHING ARTICLES TEXMAT		1111	149	527
630510 SACK/BAGS OF JUTE OTH TEX FIB		3565	133	13593
630520 SACKS AND BAGS OF COTTON		3591		19219
630532 SACK/BAGS MAN-MADE TEX MATERIL	4440	88660	5300	81407
630533 SACK/BAGS OF POLYETHYLENE/PROP	11544	361067	15378	162994
630539 OTH SACK/BAGS MAN-MADE TEX MAT	6249	75048	2445	24316
630590 SACKS/BAGS OTH TEX MATERIAL	2252	69930	743	69325
630612 TARPAULINS,AWNINGS ETC SYN FIB	9615	1382869	5073	92003
630619 TARPAULINS,AWNINGS OF TEX MAT	30206	412156	1752	763520
630622 TENTS OF SYNTHETIC FIBRES	2138	165245	11	3881
630629 TENTS OF OTH TEX MATERIAL	778	299040	1355	55586
630630 SAILS OF OTH TEXTILE MATERIAL		66		
630640 PNEUMATIC MATTRESSES OTH TEX-M		24		41
630691 OTH,CAMPING GOODS OF COTIN NES				2
630699 OTH CAMPING GOODS OTH TEX NAT	5568	17739	123	2433
630710 FLOOR/DISH/CLEANING CLOTH ETC	5923	125821	4856	23003
630720 LIFE-JACKETS AND LIFE-BELTS	2357	23914	2606	228914
630790 OTH MADE UP ARTICLE DRESS PIN	14364	254607	24894	145301
630800 SETS OF WOVEN FABRICS AND YARN		490		82
640110 FOOTWEAR INCORPORATEPROTE M-TOE	143	1705	121	2210
640192 OTH FOOTWEAR COVERING ANKLE		279		339
640199 OTH FOOTWEAR NES UPPER NOT FXD	153	4586	313	6782
640219 OTH SPORTS F-WEAR SOLES RUB/PL	262	9772	164	7668
640220 F-WEAR WITH UPPER STRAP ASSEMB	2514	10351	3666	15100
640291 F/WEAR COV ANKLE SOLE/UPPERS				367
640299 OTH F/WEAR SOLE/UPPER RUB/PLAS	8398	64103	4952	24173
640312 SPORTS FOOTWEAR SKI/SNOWBOARD		59		5
640319 OTHER; SPORTS FOOTWEAR	12132	262977	14957	294240
640320 FOOTWEAR OUTER SOLE OF LEATHER	78782	441773	17903	139226
640340 OTH FOOTWEAR WITH MEILTOE CAP	1853	21542	4628	25075
640351 OTH FOOTWEAR SOLE COV ANKLE		214		

Contd.

## 10.11 Imports by Economic Categories (Detail)

(In Thousand Rupees)

ITEMS	MAY.,2011	FROM JUL-2010	MAY.,2010	FROM JUL-2009
640359 OTH FOOTWEAR OUTERSOLE LEATHE	849	6846	7731	12859
640391 OTH F-WEAR OUTERSOLE COMP LEA	708	1390		1870
640399 OTH F-WEAR O/S RUB, PLAS, LEA	33733	681320	58700	276901
640411 SPORTS FOOTWAR SHOES RUB/PLAS	6024	22012	1268	139246
640419 OTH FOOTWEAR OUTER SOLE RUB/PL	104511	1172360	35856	307515
640420 FOOTWEAR OUTERSOLE COMP LEATHR	6145	93398	9320	102258
640510 FOOTWEAR UPPER/COMP LEATHER	131206	1691156	121499	1512931
640520 FOOTWEARS UPPER TEX MATERIAL	11940	130695	2475	146382
640590 OIHER FOOTWEAR	18749	494288	13384	196765
650400 HATS&OTH HEADGEAR PLAITED	21	596	81	533
650510 HAIR-NETS	43	66	13	863
650590 OTH HATS AND HEADGEAR KNITTED	1663	87226	1653	31124
650610 SAFETY HEADGEAR	11972	160895	2859	107296
650691 OTH HEADGEAR RUBBER/PLASTICS		1217	277	5167
650699 OTH HEADGEAR OF OTH MATTRIALS	7669	17410	847	51186
650700 HEADBAND LINING COVERHAT FOUN	1040	2665	260	3795
660110 GARDEN OR SIMILAR UMBRELLAS	3830	24824	239	7444
660191 OTH UMB WITH TELESCOPIC SHAFT		591		104
660199 OTH UMBRELA/SUN UMBRELLAS	1065	21042	421	23875
660200 WALKING STICKS SEAT STICKS		1065		837
660320 UMBRELLA FRAMES INCL F/MOUNTED		865	438	898
660390 OTH PATS/FITTING UMBRELLAS		49		131
670100 SKINS AND OTH PARTS OF BIRDS		155	3146	17866
670210 ARTICLE MADE ARTIFICIAL FLOWER	6674	45693	4516	40662
670290 ARTIFICIAL FLOWER,FOLIAG O/MAT	7889	79193	6815	33474
670300 HUMAN HAIR DRESSED THINNED BLE			230	230
670411 COMPLETE WIG OF SYN.TEXT MAT.	238	302		115
670419 OTH BEARD, EYE BROW SYN.TEX MA	394	2157	421	2628
670420 WIGS, BEARDS OF HUMAN HAIR			230	323
670490 WIGS, BEARD, EYE-BROW OF OTH MAT	194	1524	14	1031
691110 TABLEWARE & KITCHENWARE	73788	771187	48283	576674
691190 OTH HOUSEHOLD ARTICLES OF PORN	18352	163891	7176	97273
691200 CERAMIC TABLEWEAR KITCHENWEAR	472	8375	1386	20472
691310 STATUT ORNAMENT PORCELAIN CHI	54	625	514	1306
691390 OTH STATUTITES, ORNAMENT	378	1198	19	1863
701010 AMPOULES	13060	59651	5550	76606
701020 STOPPERS, LIDS AND OTH CLOSURES	615	9157	704	9465
701090 OTH CARBOYS BOTT, FLASK, JAR, POT	70338	526591	39335	390025
701310 INDOOR D?COR OF GLASS CERAMICS	3521	22766	3375	27505
701322 STEMWARE DRIN GLA LEAD CRYSTAL		207		595
701328 OTH STEMWARE DRINKING GLASS	4588	33875	4625	139305
701333 O-DRINKING GLASS LEAD CRYSTAL		1800	104	270
701337 OTH DRINKING GLASS O/T GL-CEMI	7190	33324	1999	46869
701341 G-WARE TABLE, KICH LEAD CRYSTAL		140		1217
701342 G-WARE LINEAR C-EXPENSION-5x10				16
701349 O-GL-WARE L-C-EX=5x10 T, 0-300C	40305	419690	22501	157028
701391 OTH GLASS-WARE OF LEAD CRYSTAL	318	671		714
701399 O-GLASSWARE INDOOR DECORATION	58344	572119	73901	428598
701610 GLASS CUBES/OTH SMALLWARE	1568	31056	1845	16682
701710 LAB HYG/PHAR GL-WARE W/N GRADU	1991	36013	1606	33508
701720 LAB HYG/PHAR GLASSWARE L/C=10K	1789	4942	118	6380
701790 OTH LAB GLASSWARE ETC N.S.	64498	156201	2780	46312
701810 GLASS BEADS, S/PERAL/PRE-STON	49576	480335	36626	313240

Contd.

## 10.11 Imports by Economic Categories (Detail)

(In Thousand Rupees)

ITEMS	MAY.,2011	FROM JUL-2010	MAY.,2010	FROM JUL-2009
701820 GLASS MICROSPHERES=1MM DIA	3160	41132	4288	40376
701890 OTH GLASS ART O/T IMI-JEWELRY	662	20715	268	17363
701940 WOVEN FABRICS OF ROVINGS	171	16285	469	17939
701951 OTH WOVEN FABRICS WIDTH=30 CM	67	5371		5588
701959 OTH WOVEN FABRICS	647	13275	1232	10855
702000 OTH ARTICLES OF GLASS	2440	40377	4366	61524
711311 ARTICLE OF JEWELLERY OF SILVER	195902	196092	85	525
711319 ART OF JEWEL OF OTH PRE METAL	980493	5095224	62488	4077697
711320 ART(JEWELRY)BASE MIL-CLD P-MIL		1		5
711411 ART OF SILVER WARES W/N PLATED	886327	887084		1297
711419 ART OF PRE METALS W/N PLAT		357		80
711420 OTH WARES/PARTS OF BASE METALS				51
711510 CATALYST INFORM WIRE/GRIL PLAT	623875	876238	228276	816858
711590 OTH ART PREMET/MET CLAD P/MIL	9590	74570	13811	71140
711620 ART PRECIOUS/SEMI-PRE STONES	8	33	7	458
711711 CUFF-LINKS/STUDS-BASE METAL	343	19207	2832	11939
711719 OTH IMITATION JEWELLERY B/METL	29718	138471	9412	85464
711790 OTH IMITATION JEWEL B/METL,N.S	30421	374383	35826	276399
711810 COIN (O/T GOLD),NOT LEGAL TEND		975		
731920 SAFETY PINS OF IRON OR STEEL	1126	13073	1535	7165
731930 OTHER PINS OF IRON OR STEEL	3452	40075	2478	34274
731990 OTH KNITTING NEDLS,CRO HOOKS	2965	40234	3362	44231
732111 COOKING APPLI&PLATE WARMER GAS	12586	70773	6831	55944
732112 COOK APPLI/PLAT WARMER LIQ FUL		122		518
732119 O-COKING APPLI INCL SOLID FUEL	758	5029		4879
732181 OTH APPLI FOR GAS & OTH FUELS	1557	21191	1344	19873
732182 OTH APPLI FOR LIQUID FUEL		379		469
732189 OTH APPL INCL APPLI SOLID FUEL		1107	19	668
732190 PARTS OF I/S,COOK APPLI&PLAT-W	3565	19809	2519	20663
732310 IRON/STEEL WOOL,POT SCROEL ETC	24100	153598	17862	123154
732391 OTH BUCKETS OF CAST IRON ENAMA		1457	79	1048
732392 OTH H-HOLD ART CAST\IRON ENAMA	189	9275	1630	20967
732393 OTH DOMESTIC UTENSILLS STA-STEL	1589	305304	899	56123
732394 OTH DOMESTIC UTENSIL IRON/STEL	9025	56262	1771	5619
732399 OTH H-HOLD ARICL, PART THEREOF	32005	492392	27545	220281
732410 SINK&WASH BASIN STAINLESS STEL	987	16507	1031	16526
732421 BATH TUBS CAST\IRON W/N ENAMEL		176	55	412
732429 OTH BATH,SINK,W-BASIN ENA IRON	4378	37513	5865	29521
732490 OTHER, INCLUDING PARTS	5379	35188	582	77168
741811 POT SCOURER,POLISH PADS GLOVES				17
741819 OTH, TABLE,KITCH/OTH ART COPPER		356	54	608
741820 OTH SANITARY WARE,PARTS COPPER	118	11477	328	12700
741910 CHAIN,PARTS THEREOF OF COPPER		2255	314	6546
741991 CAST,MOULDED,STAM,FORGED,COPPE		1388	21	35
741999 OTHER, ARTICLES OF COPPER	5098	29967	3619	31609
750810 CLOTH,GRIL NETING OF NICK WIRE		12		2592
750890 OTHER, ARTICLES OF NICKLES	35269	413829	7775	340189
761511 TABLE,KITCH,POT POLISHPAD ALUM	808	859		37
761519 OTH TAB,KITCH/H-HOLD ARTI ALUM	3864	54954	3598	28821
761520 SANITARY WARE&PATS OFALUMINIU	22	4000	616	734
761691 CLOTH,GRIL,FENCING OF ALUM WIR	3419	9971	2	18558
761699 OTHER,ARTICLES OF ALLUMINUM	42209	408302	31132	292924
780600 OTHER ARTICLES OF LEAD.	6740	33246	2483	22156

Contd.

## 10.11 Imports by Economic Categories (Detail)

(In Thousand Rupees)

ITEMS	MAY.,2011	FROM JUL-2010	MAY.,2010	FROM JUL-2009
790700 OTHER ARTICLES OF ZINC.	18564	169091	21900	207829
800700 OTHER ARTICLES OF TIN		4691	51	973
810199 OTHER ARTICLES OF TUNGSTEN				30
810295 OTH MOLYBDENUM BAR,ROD,SINTER		1115		5892
810296 OTHER MOLYBDENUM WIRE	1840	3058	1120	3384
810299 OTH MOLYBDENUM AND ARTICLES		5793		
810390 OTH TANTALUM&ARTICLES THEREOF		1928		660
810430 RASPIINGS,TUMINGS,ETC MAGNESIUM				1224
810490 OTHER ARTICLE OF MAGNESIUM		1		329
810590 OTH INTERMEDIATE PRO OF COBALT	14079	152231		177016
810790 OTH CADMIUM,WROUGHT & ARTICLES		2958		847
810890 OTH TITANIUM WROUGHT&ARTICLES	7156	66372	22171	79627
810990 OTH ZIRCONIUM AND ARTICLES		1717		1710
811219 OTH BERYLLIUM UNWROUGHT,ARTICL				78
821000 HAND-OPERATE MECHANICAL APPL	397	6950	2176	8537
821110 SETS OF ASSORTED ARTICLES	37	775		913
821191 TABLE KNIVES HAVING FIX BLADE.	736	5488		3575
821192 OTH KNIVES HAVE FIXED BLADES.	957	6403	121	4447
821193 KNIVE OTH THAN FIXE BLADES.	56	4283		2010
821194 BLADES	288	2199	320	4001
821195 HANDLES OF BASE METAL	57	405	39	1614
821210 RAZORS	27200	586370	14064	303311
821220 SAFETY RAZOR BLADES,	489	76827	787	177632
821290 OTHER PARTS	562	1641	84	1845
821300 SCISSORS,TAILORS,SHEARS BLADE	1782	17295	1220	13608
821410 PAPER KNIVES,LETTER OPENER,ETC	9426	73101	6258	53931
821420 MANICURE OR PEDICURE SETS.	4236	35201	6744	21855
821490 OTH ARTICLES OF CUTLERY .	3071	28959	1426	14798
821510 SET OF ASORTED ARTICLE-PRECMIL	3	995		468
821520 OTH SETS OF ASSORTED ARTICLE.	927	15512		7644
821591 OTH ARTICLE,NOT INSETS,PLATED		1		
821599 OTHER ARTICLES	2728	90596	3547	75099
830110 PADLOCKS	59496	466400	24243	261816
830120 LOCKS FOR MOTOR VEHICLES.	2834	49391	2955	37752
830130 LOCKS FOR FURNITURE	21461	219194	14752	185959
830140 OTHER LOCKS	38911	317401	22053	157372
830150 CLASPS AND FRAMES WITH CLASPS.	42	1663		2739
830160 PARTS OF LOCKS	1777	16242	3243	16580
830170 KEYS PRESENTED SEPARATELY	3582	21856	1921	29238
830210 HINGES	14073	104924	10750	88903
830220 CASTORS	775	22080	2901	21862
830230 OTH MOUNTING,FITTING MOT-VEHICL	117	4842	264	2188
830241 OTH MOUNTING,FITTING BUILDING	1913	14206	227	8665
830242 OTH MOUNTING,FITTING FURNITURES	20949	224584	17896	165359
830249 OTH FITTINGS OF BASE METAL N.S.	12802	128580	29429	89303
830250 HAT-RACKS,HAT-PEGS,BRACKET&FIX	269	9176	231	6831
830260 AUTOMATIC DOOR CLOSERS	12433	58053	2616	42019
830400 FILING CARD-INDEX CABINET/TRAY	640	13689	3530	57224
830510 FITTING FOR LOOSE-LEAF BINDERS	2926	14374	1115	17062
830520 STAPLES IN STRIPS	10818	62691	2046	43838
830590 OTH, INCLUDING PARTS	1355	17394	821	7528
830610 BELLS,GONGS ETC.ELECTRIC METAL	109	24345	3373	14021
830629 OTH STATUETT OTH ORNAMENT	1144	3226	296	4634

Contd.

## 10.11 Imports by Economic Categories (Detail)

(In Thousand Rupees)

ITEMS	MAY.,2011	FROM JUL-2010	MAY.,2010	FROM JUL-2009
830630 PHOTOGRAPH,PICTURE FRAME MIRROR	619	3175	149	2824
830710 FLEXIBLE TUBING OF IRON/STEEL	2390	119161	5348	64389
830790 FLEXIBLE TUBING OF BASE METAL	6744	125253	8346	113370
830810 HOOKS, EYES AND EYELETS	8632	119113	8022	89121
830820 TUBULAR OR BIFURCATED RIVET	48431	303185	29029	298337
830890 OTH ARTICLES B/METAL INC/PARTS	25665	224759	17313	172386
830910 CROWN CORKS OF BASE METAL			10	11
830990 OTH;SCREW CAPS POURING STOPERS	40908	439371	34825	369129
831000 SIGN-NAME PLATE,ETC.BASE METAL	2422	7018	448	7701
831110 COATED ELECTRODE OF BASE METAL	85694	727099	59900	662820
831120 CORED WIRE OF BASE METAL,	10759	62388	2103	23078
831130 COATED RODS&CORED WIRE,B/METAL	6238	40233	2735	33309
831190 OTH WIRES&RODS AGGLOMIR B/METAL	9391	56194	2261	26735
851310 PORTABLE ELECTRIC LAMPS	52527	515010	31660	311851
852321 CARDS INCORPORATING MAG STRIPE	3545	75989	14540	83509
852329 MAGNETIC DISCS	48353	168208	24575	189454
852340 DISCS LASER READING SYS (IMAGE)	14164	1114689	188823	3084500
852351 SOLID STATE NON-VOLATILE STORA	3289	43835	1128	44815
852352 SMART CARDS SEMICONDC MEDIA	194086	2743063	183111	1644365
852359 PROXIMITY CARDS AND TAGS	3125	283958	49596	147580
852380 DATA/SOUND RECORDED AUTO.DEM	271165	3739586	23747	2508386
871500 BABY CARRIAGES & PARTS THEREOF	1914	34277	4338	40033
880400 PARACHUTES AND ROTOCHUTES,PART				1190
902110 ORTHOPAEDIC/FRACTURE APPLIANCE	5227	98148	10019	76013
902121 ARTIFICIAL TEEIH		24775	258	1205
902129 OTHER; DENTAL FITTINGS	1570	31604	2353	28878
902131 ARTIFICIAL JOINTS	11094	93228	7535	80079
902139 OTH ARTIFICAL PARTS OF BODY	125931	956325	91217	905904
902140 HEARING AIDS,EXCL PART/ACCESSO	2774	102997	13416	119262
902150 PACEMAKER STIMULAT HEART MUSCL	24626	130822	10553	167544
902190 OTH;APP,WORN CARY,IMPL IN BODY	5535	85807	4591	76058
910111 WRIST WATCH,ELE OPE,MECH DISPL				1525
910119 O-W-WATCH ELECTRICALLY OPERATED	772	13022	21103	237175
910121 O-WRIS-WATCH,AUTOMATIC WINDING				86
910129 O-W-WATCH,W/N INCO.STOP WATCH	1732	28003	7196	14918
910191 OTH. POCKET-WATCH ELE OPERATED				900
910199 O-WATCHES INCL STOP WATCHES	596	6457	6	2561
910211 W-WATCH,MACH DISPL O/TH H-9101		1808	479	13060
910212 W-WATCH,OPTO ELECTRONIC DISPLY		72	10	1786
910219 O-W-WATCH W/N INCOR STOP WATCH	17055	87104	11053	75909
910229 O-W-WATCH O/THAN H-9101	167449	763647	20248	247577
910291 OTH, POCKET-WATCH ELE OPERATED		21		
910299 O-POCKET/STOP WATCH O/T H-9101		22894	5623	33742
910310 CLOCK WATCH MOVE ELECT OPERATD		36		
910390 OTH,CLOCKS WATCH MOV EX.91.04	53	878	395	2943
910400 INS PANEL CLOCK-AIR&SPACECRAFT		142		4632
910511 ALARAM CLOCK,ELECTRICALLY OPE.	3299	13275	627	12008
910519 OTHER, ALARAM CLOCK	4706	30351	3654	25279
910521 WALL CLOCK,ELECTRICALLY OPERAT		4235	18	905
910529 OTHER WALL CLOCKS	3961	18486	1049	10425
910591 OTH,CLOCK ELECTRICALLY OPERATD		378	61	953
910599 OTHER CLOCKS	168	12456	1773	11758
910610 TIME-REGISTER,TIME RECORDERS	25	3349	370	3739

Contd.

## 10.11 Imports by Economic Categories (Detail)

(In Thousand Rupees)

ITEMS	MAY.,2011	FROM JUL-2010	MAY.,2010	FROM JUL-2009
910690 OTH, TIME OR DAY RECORDING APPA	373	14604	945	27835
910700 TIME SWITCHES WITH CLOCK/WATCH	11925	43438	115	28522
910811 WATCH MOVE ELEC. OPE MACH DISPL		67	4	4
910819 OTH, WATCH MOVE ELECT. OPERATED	628	3882	112	1071
910820 WATCH MOVE WITH AUTOMATIC WIND		9		
910890 OTH, WATCH MOVE COMPLETE ASSEMB		5675	79	1809
910911 ELECTRICALLY OPER. ALARM/CLOCK		1887		432
910919 OTH ELE OPERAT CLOCK MOVEMENT	350	15518	3597	19815
910990 OTH CLOCK MOVEMENT COMP&ASSEMB	187	6201	403	1048
911011 COMP MOVE, UNASSEMBLED WATCH	811	3812	313	4203
911012 INCOM MOVE, ASSEMBLED OF WATCH			44	565
911090 OTH, COMP MOVE WATCH/CLOCK UN-A		492	23	2234
911110 WATCH CASES PRE METAL/CLAD P-M			388	451
911120 WATCH CASES BASE METAL, W/N G/S		4		
911180 OTHER; WATCH CASES		20	80	1611
911190 PARTS OF WATCH CASES	1540	10589	495	10319
911220 CLOCK CASE&CASE OF SIMILR GOODS	508	4696	504	4131
911290 PART OF CLOCK CASE/SIMILR CASE		1244	105	447
911310 WATCH STRAPS, BAND PRECI METAL.			49	68
911320 WATCH STRAPS, BAND OF BASE METL		36		80
911390 OTH, WATCH STRAPS, BANDS PART	1756	15300	4951	16646
911410 SPRINGS, INCLUDING HAIR-SPRINGS		104		
911430 DIALS		90	113	410
911440 PLATES AND BRIDGES				35
911490 OTH; CLOCKS OR WATCH PARTS, N.S.	1004	10943	800	9594
920110 UPRIGHT PIANOS		82		
920120 GRAND PIANOS		469		82
920190 OTH, HARPSICHORD KEYBOARD STRIN		424	26	613
920210 OTH STRING PLAYED WITH A BOW		380	114	569
920290 OTH, STRING MUSICAL INSTRUMENTS	513	2894	444	2657
920510 BRASS-WIND INSTRUMENTS		26		65
920590 OTH, WIND MUSICAL INSTRUMENTS, NS	146	1207	63	1631
920600 PERCUSSION MUSICAL INSTRUMENTS		212	6	526
920710 KEYBOARD INS, O/THN ACCORDIONS	64	700		763
920790 OTH, MUSICAL INSTRUMENTS	41	3127	182	1264
920810 MUSICAL BOXES	6	1671		732
920890 OTH; MECHANICAL STRET ORGAN, INS	620	3744	101	1351
920930 MUSICAL INSTRUMENT STRINGS				6
920991 OTH PARTS & ACCE FOR PIANOS.				282
920992 PARTS&ACCE MUSICAL INS H-92.02	46	74	3	518
920994 PARTS&ACCE MUSICAL INS H92.07		10		67
920999 OTH; PARTS&ACCE (CARDS, DISCS)	36	314	106	683
930120 GRENADE/ROCKET LAUNCHERS		22519		1540
930190 OTHER MILITARY WAPONS	23121	136322	81160	104144
930200 REVOLVERS PISTOLS, O/TH93.3.04	80929	463186	24259	376007
930320 OTH, SPORTING, HUNTING SHOTGUNS	9915	96815	2852	58420
930330 OTH, SPORT, HUNTING, SHOTING RIFL		1147	65	12335
930390 OTH; FIREARMS, DEVIC OPE FIR EXP		1285	105	105
930400 OTH, ARMS OF HEADING NO. 93.07		145		
930510 PARTS ACCE OF REVOLVERS, PISTOL		78	192	680
930521 SHOTGUN BARREL OF H- NO.93.03		11612	2336	12097
930529 OTH; PARTS SHOTGUNS&RIFLE. 93.03		14669	1750	9149
930621 SHOTGUN CARTRIDGES	48134	97698		59603

Contd.

## 10.11 Imports by Economic Categories (Detail)

(In Thousand Rupees)

ITEMS	MAY.,2011	FROM JUL-2010	MAY.,2010	FROM JUL-2009
930629 OIH,PARTS OF SHORIGUNS CARIRIG	50183	55483	2948	36864
930630 OIH,CARIRIDG & PARTS THEREOF.		170721	38853	106921
930690 OIH;AMMUNITION OF WAR & PARTS.	5233	40045	13541	43443
930700 SWORDS,CUTLASSES,BAYONETS,LANC				178
940110 SEATS OF A KIND USED,AIRCRAFT.		281		1137
940120 SEATS FOR MOTOR VEHICLES.	755	7925	164	6099
940130 SWIVEL SEATS VARIABLE HEIGHT.	11412	65146	2870	11904
940140 SEATS O/THN GARDEN SEATS,CAMP	1264	5563	163	1898
940151 SEATS OF CANE,OSIER,BAMBOO.			26	26
940159 OIH SEATS AND PARTS THEREOF		2218	1538	2834
940161 OT,SEATS UPHOLSTERED WOOD FRAM	8336	16838	218	2958
940169 OTHER SEATS,WITH WOODEN FRAMES	132	9985	570	8890
940171 OT-SEATS UPHOLSTERED METALFRAM	316	7693	18	587
940179 OTHER SEATS;WITH METAL FRAMES	6491	43620	2183	25717
940180 OTHER SEATS WITH METSL FRAMES	2309	38178	1904	10418
940190 PART OF THE SEATS OF H-94.01.	41989	529086	23419	347156
940310 METAL FURNITURE USED IN OFFICE	2261	42477	5997	56984
940320 OIH,METAL FURNITURE O/THN OFFI	10980	88793	5503	65666
940330 WOODEN FURNITURE-OFFICE USE	18578	135894	6284	264527
940340 WOODEN FURNITURE-KITCHEN UES	13390	53545	6312	56930
940350 WOODEN FURNITURE FOR BEDROOMS	20848	238176	6913	108593
940360 OTHER WOODEN FURNITURE	13666	396058	29231	122431
940370 FURNITURE OF PLASTICS	3081	22176	1851	16855
940381 FURNITURE OF OTHER MATERIAL		754	10	958
940389 OTHER FURNITURE OF CANE, OSIER	2607	37101	3261	110663
940390 PARTS FURNITURE H -NO.94.03.	6961	56632	13348	107028
940410 MATTRESS SUPPORTS	119503	219005	20891	86174
940421 MATTRESS CELLU RUBBER/PLSTIC		331		1205
940429 MATTRESS OF OTHER MATERIALS		9624	47	4584
940430 SLEEPING BAGS		21128	9	8467
940490 OIH,ARTI BEDDING&SIMI FURNISH.	2445	28106	289	22401
940510 CHANDELIERS & OTH ELE CEILING.	42892	320907	34688	276807
940520 ELECTRIC TABLES,DESK,BEDSIDE	1996	35713	4629	39714
940530 LIGHTING SETS CHRISTIMASTREES	4663	58194	7405	24326
940540 OIH ELE LAMPS,LIGHTING FITTING	19694	266910	48395	333524
940550 NON-ELE LAMPS LIHTING FITTING.	967	3506	1072	35410
940560 ILLUMINATED SIGN,NAMPLATES,LIK	26	5336	2229	7310
940599 OIH PARTS H-NO.94.05,N.E.S.	2074	37892	5632	83859
950300 TRICYCLES,SCOOTERS,PADAL CARS	207838	2081631	203428	1716528
950410 VIDEO GAMES USED WITH TV RECIV	2978	22069	3368	23022
950420 ARTI&ACCE, BILLIARDS ALL KIND	652	7726	8824	14332
950430 OIH GAMES OPERATED BY COIN		10572		759
950440 PLAYING CARDS	6577	63244	3631	34372
950490 OIH;ARTICLES FOR FUNFAIR,TABLE	4316	22228	848	15441
950510 ARTI FOR CHRISTIMAS FESTIVITES.	577	6241	28	1646
950590 OTHER ENTERTAINMENT ARTICLES	7428	98841	2402	49634
950619 OIH;SNOW SKI EQUIPMENT.		16924	70	5501
950629 OIH;WATER SKI,SURF BOARD W-SPO	2320	16135	236	14316
950631 GOLF CLUBS COMPLE/OIH GOLF EQU	280	2632		1355
950632 GOLF BALLS	710	5215		1593
950639 OTHER;GOLF EQUIPMENTS	264	4535	692	7412
950640 ARTI,EQUIP FOR TABLE-TENNIS.	307	8498	1352	9101
950651 LAWN-TENNIS RACKETS,W/N STRUNG	762	3293		772

Contd.

## 10.11 Imports by Economic Categories (Detail)

(In Thousand Rupees)

ITEMS	MAY.,2011	FROM JUL-2010	MAY.,2010	FROM JUL-2009
950659 OTH; BADMINTON,SIMILAR RACKET	8418	86456	8118	46654
950661 LAWN TENNIS BALLS		93577	9165	27738
950662 INFLATABLE BALLS	1392	10631	1070	21804
950669 OTH BALL O/THN GOLF,T-TEN BALL	24060	54437	2238	66839
950670 ICE SKATES,ROLLER INCL SKABOOT	341	2894	418	2423
950691 EQUIP. FOR OTHER PHY EXERCISE	97625	668974	76199	421607
950699 OTHER;SPORTS GOODS N.E.S.	53229	488968	29576	281521
950710 FISHING RODS	187	706	57	300
950720 FISH -HOOKS,W/N SNELLED	780	3804	107	3144
950730 FISHING REELS		182	15	1018
950790 OTH LINE FISHING TACKLE NETS	62	107955	660	1523
950890 SWINGS,SHOOTING GALLERIES ETC.		6341	57	13720
960110 WORKED IVORY,ARTICLES OF IVORY		2299	23	39
960190 OTH,ANIMAL CARVING MATERIL,ART		741		621
960200 WORKED VEGE,MINERAL MATERIAL	249443	1084341	44385	2410024
960310 BROOM,BRUSHE,CONS TWIN,VEG-MAT	1857	26760	1292	12880
960321 TOOTH BRUSHE,INCL DENT-PLA BRU	29360	226338	13531	158501
960329 OTH;SHAVING,HAIR,NAIL BRUSHES.	6364	49702	2755	37239
960330 ARTIST,WRITING,SIMILAR BRUSHES	1201	6194	245	7086
960340 PAINT,DISTEPER,VARNISH BRUSHES	219	12437	186	5425
960350 OTH BRUSHES CONSTI PART MACHIN	7689	43052	1391	44128
960390 OTH;HAND OPE MECHANICAL F-SWEPR	4030	51293	8650	39593
960400 HAND SIEVES AND HAND RIDDLES.		353		378
960500 TRAVEL SETS FOR PERSONALTOILE.		41144	199	48753
960610 PRESS-FASTENERS ,SNAP-FASTENER.	32552	301605	36117	377319
960621 BUTON OF PLASTICS,NOT COVERED	9005	127097	11161	81537
960622 BUTON OF BASE METAL,COVER TXT	61233	627500	58422	586749
960629 OTHER BUTIONS	134426	994491	67347	608670
960630 BUTON MOULD,PART,BUTTON BLANK	4246	35749	2196	15974
960711 SLIDE FASTENER FIT CHAIN SCOP.	61714	409073	45238	334274
960719 OTHER;SLIDE FASTENERS	180106	1371793	259617	1219040
960720 PARTS; SLIDE FASTENERS	82324	962428	78745	588243
960810 BALL POINT PENS	6650	119589	14315	70479
960820 FELT TIPPED.PORUS TIPPED PEN	12684	206271	7241	113755
960831 INDIAN INK DRAWING PENS	41	335	42	979
960839 OTH,FOUNTAIN PEN,STYLOGRAPHPEN	3166	52778	8172	50093
960840 PROPELLING OR SLIDING PENCILS		474	909	1631
960850 SETS OF ARTICLS FROM TWO FOR-H		2667	484	1107
960860 REFILLS FOR BALL POINT PEN.	8463	108785	6092	74588
960891 PEN NIBS AND NIB POINTS	28877	313134	16910	213297
960899 OTH;PEN,PENCIL, SIMILAR HOLDER	12029	165886	17346	100802
960910 PENCILS&CRAYON W-LEADS ENCAD.	48361	293564	15225	165423
960920 PENCIL LEADS,BLACK OR COLOURED	11117	111272	3318	43568
960990 OTH;PENCIL,DRAWING CHARCOALS.	1611	26312	3407	43642
961000 SLATES&BOARDS,WRITING/DRAWIN	941	6353	640	3164
961100 DATE,SEALING OR NUMBERING STAM	1886	9666	187	9548
961210 TYPEWRITER OR SIMILAR RIBBONS	7859	82500	7225	67078
961220 INK-PADS		995		1831
961310 POCKET LIGHTERS,GAS FUELLED	18084	86849	6593	56752
961320 POCKET LIGH,GAS FUELL,REFILLAB	1536	11430	401	24047
961380 OTHER LIGHTERS	3144	25098	2373	21748
961390 PARTS OF CIGARETTE LIGHTERS		63		151
961400 SMOKING PIPE&CIGAR OR CIG.HOLD	547	8221	962	5190

Contd.



## 10.11 Imports by Economic Categories (Detail)

(In Thousand Rupees)

ITEMS	MAY.,2011	FROM JUL-2010	MAY.,2010	FROM JUL-2009
961511 COMBS,HAIR-SLIDES,OF HARD RBER	560	8259	674	4227
961519 OTH;HAIRPINS,CURLING PINS,LIKE	3840	37679	4467	17703
961590 OTH;COMES HAIR-SLIDES,LIKE,PAR	20743	318081	29609	243285
961610 SCENT SPRAY SIMI TOILET SPRAY	6493	53541	4152	34992
961620 POWDER-PUFFS&PADS FOR APPLICA	580	3494	320	1598
961700 VACCUM FLASKS&OTH VACUM VESS	17938	217237	7872	138338
961800 TAILORS,DUMMIERS&OTH LAY FING.	1541	16261	1367	7929
970110 PAINTING,DRAWING,PASTELS.	61	46008	54	1379
970190 OTH COLLAGES&SIMI DECORATIVE	177	10026	28	12839
970200 ORIGINAL ENGRAVINGS,PRINTS.				527
970300 ORIGINAL SCULPTURES&STATUARY	36	708		213
970400 POSTAGE&REVENUE STAMPS,ST-POS		396		1
970500 COLLECTIONS&COLLECTORS, PIECS.		546	253	747
990900 TRANSACTIONS LESS THAN RS.1000	6987	16994	331	154832
991000 SAMPLES HAVING NO-COMMER VALUE	72164	1318436	88084	858505
2. RAW MATERIAL TOTAL ( A + B )	228417595	1852771353	184404537*	1558383448
A. CONSUMER GOODS TOTAL	206596112	1636187456	163740833*	1371741814
050100 HUMAN HAIR,UNWORK NOT WASHED			77	77
050400 GUTS,BLADERS,STOMACH OF ANIMAL	179	23354	2600	33962
050590 OTH SKINS AND PARTS OF BIRDS	4420	42639	1634	28493
050610 OSSEIN,BONES TREATED WITH ACID	7209	52714	2730	48010
050690 OTH POWDER & WASTE OF BONES	423	2189	24	284
050710 IVORY,IVORY POWDER AND WASTE	690	690		
050790 OTH TORTOISE-SHELL WHALEBONE		17657		10690
050800 CORAL&SIMILAR MATERIAL/POWDER	122	2726		809
051000 AMBERGRIS,CASTOREUM CIVET,MUSK		1303	76	2014
051110 BOVINE SEMEN	240	27893	53	20243
051191 PRODUCTS OF FISH, CRUSTACEANS		1139	5	220
051199 OTH ANIMAL PRODUCTS NOT ELSWHE	5	221		126
060110 BULBS TUBERS,TUBEROU,ROOT,ETC	192	37347	1636	41419
060120 BULB TUBERS,ROOTS,CHICORY PLAN		1303		8
060210 UN-ROOTED CUTTING AND SLIPS	110	1451	19	1159
060220 TREES,SHRUBS,BUSHES,GRAFTED	2098	5799	308	4363
060230 RHODODENDRONS AZALEAS,GRAFTED		5780		2043
060240 ROSES,GRAFTED OR NOT				767
060290 OTHER LIVE PLANTS	1331	24540	2529	32990
060311 ROSES FRESH	504	4221	204	3547
060313 ORCHIDS FRESH		24		
060314 CHRYSANTHEMUMS FRESH	274	2147	252	3409
060319 OTH FRESH FLOWER,BUDS FOR BOUQ	544	5746	514	8442
060390 OTH FLOWERS & FLOWERS BUDS	26	12664	807	15171
060491 FRESH;FOLIAGE,BRACH PART PLANT			18	715
060499 OTH FOLIAGE,BRANCH PARTS PLANT		217	9	9
110811 WHEAT, STARCH				569
110812 MAIZE (CORN), STARCH	3907	13716	2767	9867
110813 POTATO, STARCH	51131	209978	6944	116493

Contd.

## 10.11 Imports by Economic Categories (Detail)

(In Thousand Rupees)

ITEMS	MAY.,2011	FROM JUL-2010	MAY.,2010	FROM JUL-2009
110814 MANIOC (CASSAVA) STARCH	2365	5199	885	11756
110819 OTHER STARCHES	3873	14542	26	5181
110820 INULIN	1503	7273		9179
110900 WHEAT GLUTEN,WHETHER/NOT DRIED	345	22396		15035
120100 SOYA BEAN,WHETER/NOT BROKEN		261	7	4953
120210 GROUND-NUTS IN SHELL	12626	238975	22993	268948
120220 GROUND NUTS SHELLED OR BROKEN	21636	561813	5891	497291
120300 COPRA	5249	318468	4157	260436
120400 LINSEED,WHETHER OR NOT BROKEN		2669		
120510 LOW ERUCIC ACID RAPE/COLZASEED	2855139	37958250	6125374	32902470
120590 OTHER RAPE/COLZA SEED		44		14160
120600 SUNFLOWER SEED,WHETH/NOT BROKE		188085	1890	5529393
120720 COTTON SEEDS	557	557		934
120740 SESAMUM (SESAME) SEEDS		1193		730
120750 MUSTARD SEEDS		5172		74
120791 POPPY SEEDS				2841
120799 OIH,OIL SEED/OLEAGINOUS FRUITS	449	1095	393	41132
120810 FLOUR AND MEALS OF SOYA BEANS		6749	3305	4082
120890 FLOUR/MEALS OF OIH OIL SEEDS		20	86	525
120910 SUGAR BEET SEED USE FOR SOWING	10195	80496		23290
120921 LUCERNE (ALFALFA) SEED	13364	93629	7418	70435
120922 CLOVER (TRIFOLIUM) SEED		930324	17697	943385
120925 REY GRASS SEED		1930		
120929 OTHER SEEDS OF FORAGE PLANTS	88696	626692	158707	597735
120930 SEED OF HERBACEOUS PLANTS		3581		794
120991 OTHER; VEGETABLE SEEDS	110128	2049453	58048	1066066
120999 OIH SEEDS OF FRUIT FOR SOWING	92513	778990	37358	859448
121120 GINSENG ROOTS	408	1673	629	5247
121190 OIH PLANTS AND PARTS OF PLANIS	50147	441448	57266	423620
121220 SEAWEDS AND OTHER ALGAE		1434		2283
130120 GUM ARABIC	7252	53521	2151	94732
130190 OIH/NATURAL GUM,RESIN & BALSAM	15735	203596	10685	213069
130212 SAP AND EXTRACTS OF LIQUORICE	90	4178	1218	1248
130219 OIH SAPS & EXTRACT OIH VEG SAP	4535	79183	1196	56115
130220 PECTIC SUBSTANCES,PECTINATES	3097	57459	4752	42112
130231 AGAR-AGAR	5991	28393	2015	22515
130232 MUCILAGES&THICKENERS,LOC SEED	16016	220935	9906	163592
130239 OTHER MUCILAGES AND THICKENERS	15387	94869	4262	75168
140110 BAMBOOS	1612	29009	3811	47446
140120 RAITANS	5594	55021	13009	67652
140190 OIH VEG MATERIAL USED PLAITING		164		279
140490 TENDU LEAVES(BIDI LEAVES)	128274	1187530	85808	1087959
150200 FATS OF BOVIN ANMAL,SHEEP GOAT	179219	4240138	238951	2398398
150410 FISH-LIVER OILS THEIR FRACTION		5124		
150420 FATS OILS THEIR FRACT OF FISH				8366
150430 FATS & OILS & THEIR FRACTIONS		13		
150500 WOOL GREASE,CRUDE,FETTY SUBS	2572	37690	1830	45509
150600 OIH ANIMAL FATS AND OILS/FRACT		1859	384	2941
150710 SOYABEAN OIL & ITS FRACT CRUDE	447680	4823923	45792	608465
150790 OIH SOYABEAN OIL & IT FRACTION	22106	842249	74578	667538
150890 OIH GROUND NUT OIL & ITS FRACT	1851	10143	84	9705
150910 OLIVE OIL & ITS FRACT (VIRGIN)	8373	61692	5881	48098
150990 OIH OLIVE OIL & ITS FRACTIONS	10373	231028	19317	211242

Contd.

## 10.11 Imports by Economic Categories (Detail)

(In Thousand Rupees)

ITEMS	MAY.,2011	FROM JUL-2010	MAY.,2010	FROM JUL-2009
151000 OTH OIL/FR,INCL BLENDS OF OIL	3441	5153		8246
151110 PALM OIL & ITS FRACTIONS CRUDE	4574728	45577251	2364810	22312613
151190 OTH PALM OIL & ITS FRACTIONS	15707852	111416264	8761625	75934831
151211 SUNFLOWER-SEED/SAFLOWER OILCRU				2674
151219 OTH SUNFLOWER SEE&SAFLOWER OIL	1557	30107	5498	18100
151229 OTH COTTON SEED OIL & IT FRACT		283		12
151311 COCONUT OIL,ITS FRACTION CRUDE	3186	153616	12454	167082
151319 OTH COCONUT OIL,ITS FRACTIONS	78067	799635	73236	575581
151321 PALM KERNEL/ BABASSU OIL CRUDE	58973	689704	42666	298689
151329 OTH PALM KERNEL/BABASSU OIL	68236	716007	41429	380724
151499 OTH RAPE SEED OIL ITS FRACTION		66		
151519 OTH LINSEED OIL & ITS FRACTION		1150	1116	4493
151521 MAIZE OIL,ITS FRACTION(CRUDE)		9		
151529 OTH MAIZE OIL & ITS FRACTIONS	798	25235	677	16251
151530 CASTOR OIL AND ITS FRACTIONS	236	6290	574	2091
151550 SESAME OIL & ITS FRACTIONS	186	707	1	751
151590 OTH FIXED VEGETABLE OILS/FRACT	835	25513	185	6784
151610 ANIMAL FATS /OILS&ITS FRACTION		1495	3	125
151620 VEG FATS/OILS AND ITS FRACTION	58205	2157140	182039	2599290
151800 ANIMAL/VEG FAT/OILOXIDISE ETC	17876	87276	1067	44624
152000 GLYSEROL,CRUDE WATER & LYES	5966	32737		11389
152110 VEG WAX WHETHER OR NOT REFINED		27697	3018	21408
152190 OTH BEES WAXES,OTH INSECT WAX	3561	24019	3549	17966
152200 DEGRAS,RESIDUES ANIM/VEG WAXES	67460	1021437	69827	891988
220710 UNDENATURE ETHYL ALCOHOL O/SPR		3192		2287
220720 ETHYL ALCOHOL/OTH SPIRITS DEN	4600	4668	82	535
240110 TOBACCO,NOT STEMMED/STRIPPED		1808		
240120 TOBACCO-WHOLY/PARTLY STE/STRIP	210575	1153792	214404	1630515
240130 TOBACCO REFUSE	100	7994	605	5010
251010 AAT,C/PHOS,ALUM/C/PHOS&PH/CGU	207690	2937094	486962	3052275
251020 AAT,C/PHOS,ALUM/C/PHOS&PH/CGD	1036	1036		182562
261690 OTH,PRECIOUS METAL ORE/CONCT		148		
270500 COAL GAS,WATER GAS,SIMILAR GAS	177	307		4421
270810 PITCH		3838		1751
270820 PITCH COKE				3807
270900 PETROLEUM OILS FROM BITUMINOUS	38222636	366977114	30282937	265586907
271019 KEROSENE,INCL KER.TY. JET FUEL	74634642	398175727	60686967	440312009
271091 WASTE OIL (PCBs),(PCTS),(PBBS)				97
271099 OTH WASTE OILS	3401	14243	130	28570
271111 NATURAL GAS,LIQUIFIED	616	616		
271112 PROPANE, LIQUIFIED	1995	4309		5586
271113 BUTANES, LIQUIFIED		37848		25595
271114 ETHYLENE,PROPYLENE,BUTYLENE	1755	18169		75704
271119 OTH GAS HYDROCARBONS LIQUIFIED	60847	3307474	31830	3058485
271121 NATURAL GAS,IN GASEOUS STATE		765		141
271129 OTH GAS HYDROCARBON GAS STATE	2834	6021	381	99002
271311 PETROLEUM COKE;NOT CALCINED	101	46865	127248	416745
271312 PETROLEUM COKE/ CALCINED	3337	10360	1461	9930
271320 PETROLEUM BITUMEN	242848	935487	141023	891541
271390 OTH RESIDUE PETROLEUM BITUMEN	10318	131065	20098	128817
271500 BITUMEN MIXTURES,NATURAL	137	27507	7111	19414
290110 SATURATED ACYCLIC HYDROCARBONS	988	28700	1393	81544
290121 UNSATURATED ETHYLENE.	474164	4738198		2213936

Contd.

## 10.11 Imports by Economic Categories (Detail)

(In Thousand Rupees)

ITEMS	MAY.,2011	FROM JUL-2010	MAY.,2010	FROM JUL-2009
290123 UNSATURAT BUTENE/ISOMER THROF		770		
290129 OTH UNSATURATE ACYCLIC HYDCAREN		14616	1532	15940
290211 CYCLOHEXANE	22	584		114
290219 OTH CYCLANES/CYCLOTERPENES	8543	119628	14295	109766
290220 BENZENE, PURE		18947		3087
290230 TOLUENE, PURE	50120	745584	96309	470018
290241 O-XYLENE	166919	1793494	132311	1473725
290242 M-XYLENE		2274		12
290243 P-XYLENE	4756230	35070419	2342775	27031245
290244 MIXED XYLENE ISOMERS	778	45894	3153	128071
290250 STYRENE	607325	5279695	422959	3837912
290260 ETHYLENENE		2533		3732
290290 OTH CYCLIC HYDROCARBONS	10856	106633	18582	233740
290311 CHLOROMETHANE, & CHLOROETHANE		462	2450	5285
290312 DICHLOROMETHANE (METHYLEN CHLRD	10268	368319	16869	181858
290313 CHLOROFORM (TRICHLOROMETHANE)	391	118123	1726	78711
290315 ETHYLENE DICHLORIDE (1,2-DI CH)				235
290319 OTH SATAR DERIV ACYCL HYDCAREN	51203	264524	7649	116761
290321 UNSATURATED VINYL CHLORIDE		1913975	566772	5792140
290322 UNSATURATED TRICHLOROETHYLENE	26958	255045	7469	203550
290323 UNSATURATE TETRACHLOROETHYLENE	17043	115525	5656	42151
290329 OTH UNSATUR DERIV ACYCL H'CARB		190		13636
290331 ETHYLENE DIBROMIDE (1,2,DIBROM)		1		5
290339 OTH FLUORINATED, BRO DERIVATIES	57252	538483	5930	338899
290344 DICHLOROTETRAFLUOROETHANES				950
290345 OTH DERIV PERHALOGEN W/FLUORIN	5713	64133	9236	49746
290347 OTH PERHALOGENATED DERIVATIVE		5108		4987
290349 OTH HALOGEN DERIV ACYCL H'CARB	36825	576754	59403	499621
290351 1,2,3,4,5,6HEXACHLOROCYCLOHEX	323	6955		2887
290352 ALDRIN (ISO), CHLORDANE (ISO)/HEP				29
290359 OTH HELOGEN DERIV CYCLANEC ETC	650	10503		5247
290361 CHLORO BENZENE, O-DI/P-DI CHLORO		12502		4104
290362 HEXACHLOROBENZENE DDT ETHANE				2
290369 OTH; HALOGEN DERIV ARMAT H'CARB	153	7909	6	3064
290410 DERIV SULPHO GRP IT SALT/EYHYL	11134	67863	10322	52554
290420 DERIVAT ONLY NITRO/NITRO GROUP	283	3178	7	15000
290490 OTH, SUPHO, NITRAT NITROS H'CARB	3234	33319	4903	16576
290511 SATURAT METHANOL (METHYL ALCHL)	233085	2419735	203459	1825839
290512 PROPYL/ISOPROPYL ALCOHOL	72605	987588	57470	716090
290513 SATUR BUTAN-I-01 (N-BUTYLALVHL)	5149	224231	17221	78278
290514 OTHER SATURATED BUTANOLS	17813	252149	6988	226576
290516 SATUR OCTANOL/ISOMERS THEREOF	183876	2374154	159260	1705484
290517 DODECAN-1-OLHEXADECAN/OCTADEC	1421	44240	2514	27777
290519 SATUR MONOHYDRIC ALCOHOLS	848	34561	4254	30487
290522 UNSATUR ACYCLIC TERPENE ALCOHL	14978	47960	9375	82207
290529 OTH UNSATUR MONOHYDRIC ALCOHL		36271	804	26245
290531 ETHYLENE GLYCOL (ETHANEDIOL)MEG	2318638	20916233	1251602	15183954
290532 PROPYLEN GLYCOL (PROPAN-1,2-DIO	126253	721449	82884	549420
290539 OTHER, DIOLS	14727	80979		59105
290541 2-ETHYL-2 (HYDROXYMETHILY-PROPAN	3	10158		25676
290542 PENTAERYTHRITOL	19339	280905	21975	224469
290543 MANNITOL	1187	33627	7130	48034
290544 D-GLUCITOL (SORBITOL)	4213	46027	1914	42550

Contd.

## 10.11 Imports by Economic Categories (Detail)

(In Thousand Rupees)

ITEMS	MAY.,2011	FROM JUL-2010	MAY.,2010	FROM JUL-2009
290545 GLYCEROL	20074	194750	16202	209534
290549 OTHER,POLYHYDRIC ALCOHOLS	538	5466	3313	8241
290559 OTHER HALOGENATED, SULPHONATED	701	10987	1142	14063
290611 MENTHOL	48924	212055	13170	128841
290612 CYCLOEXANOL,METHYL/DIMETHYL	707	989	4	4
290613 STEROLS AND INOSITOLS	708	9283	925	5185
290619 OTH,CYCLANIC,CYCLENIC CYCLOTER	7329	40690	5811	52093
290621 BENZYL ALCOHOL	6212	46183	981	29637
290629 OTH,AROMATIC CYCLIC ALCH HALOG	19450	31368	9370	36483
290711 PHENOL(HYDROXYBENZENE)IT SALT	40721	516932	22601	178197
290712 CRESOLS AND THEIR SALTS	477	873		3080
290713 OCTYLPHENOL,NONYLPHENOL/ISOMER		142		18
290715 NAPHTHOLS & THEIR SALTS	2	11723	860	4633
290719 OTHER MONOPHENOLS	2467	29720	2	18429
290721 RESORCINAL AND ITS SALTS	2061	12880	950	7292
290722 HYDROQUINONE (QUINOL)ITS SALT	1341	8236	253	2037
290723 4,4-ISOPROPYLDENEDIPHENOL/SALT	12146	19342		796
290729 OTHER, POLYPHENOLS	3756	57965	1168	38987
290811 PENTACHLOROPHENOL (ISO)		20		1055
290819 OTH DERI CON ONL HALOGEN SUBST	1361	18262	725	14238
290899 OTH SULPHONATED DER OF PHENOLS		53685	7542	60699
291511 FORMIC ACID	38755	303901	26692	443768
291512 SALTS OF FORMIC ACID	58813	457790	29861	475847
291513 ESTERS OF FORMIC ACID		178		603
291521 ACETIC ACID	178757	1348252	43049	1559945
291524 ACETIC ANHYDRIDE		5565		10011
291529 OTH,ACETIC ACIDE & ITS SALTS	2390	35920	4516	29824
291531 ETHYL ACETATE	5077	295241	23478	338230
291532 VINYL ACETATE	131471	1078891	74067	948222
291533 N-BUTYL ACETATE	994	14889	1012	5279
291539 OTHER,ESTERS OF ACETIC ACID	18225	318425	17060	257264
291540 MONO/DI/TRICHLOROACETIC ACID-S	3	4323	5	2996
291550 PROPIONIC ACID,ITS SALT/ESTERS	5050	48656	2379	57493
291560 BUTYRIC/VALERIC ACID/SALT/ESTR	15686	91178	8352	84524
291570 STEARIC ACID	6863	95124	2871	37018
291590 OTH SAT ACYCLIC MONOCARBOXYLIC	79367	574765	29245	385678
291611 UNSATU ACRYLIC ACID/ITS SALTS	617	167883	14505	127339
291612 UNSATURATE ESTER ACRYLIC ACID	219848	2035067	73194	1241672
291613 UNSATU METHACRYLIC ACID/SALTS	1334	33372	5979	34127
291614 UNSATU ESTER,METHARYLIC ACID	47539	474439	56257	444513
291615 OLEIC,LINOLEIC/LINOLENIC ACID	13931	49955	421	21471
291619 OTH UNSAT ACYCLIC M/CARBOX ACID	14429	55860	5349	42975
291620 CYC-LANIC,LENIC LOTEPHENI ACID	4617	72211	1900	90954
291631 BENZOIC ACID,ITS SALTS/ESTERS	10114	166197	10625	124948
291632 BENZOYL PEROXIDE/BENZYL CHLRID	1	16110	691	15948
291634 PHENYLACETIC ACID & ITS SALTS		101		44
291635 ESTERS OF PHENYLACETIC ACID	2523	7745		1495
291639 OTH,AROMATIC MONOCARBOXYIC ACID	19356	359546	42680	370802
291711 OXALIC ACID/ITS SALTS/ESTERS	6335	102629	26249	70990
291712 ADIPIC ACID,ITS SALTS/ESTERS	9599	96701	5165	65617
291713 AZELAIC/SEBACIC ACID/SALT/ESTR	2616	24953		20072
291714 MALEIC ANHYDRIDE	10398	131816	16494	87569
291719 OTH ACYCLIC POLYCARBOXYL ACID	5778	62351	1604	52489

Contd.

## 10.11 Imports by Economic Categories (Detail)

(In Thousand Rupees)

ITEMS	MAY.,2011	FROM JUL-2010	MAY.,2010	FROM JUL-2009
291720 CYC-LANIC,LENIC LOTERPENC ACID	4836	45536	2114	29631
291732 DIOCTYL ORTHOPHTHALATES	22643	144714	13191	111097
291734 OTH ESTERS ORIHOPHTHALIC ACID	47770	157380	18250	119094
291735 PHTHALIC ANHYDRIDE		68604		83500
291736 TERPHTHALIC ACID AND ITS SALTS	377290	3534461	85709	3707114
291737 DIMETHYL TEREPHTHALATE				3
291739 OTH POLYCARBOXYLIC ACIDS/DERIV	38875	206554	25647	120309
291811 LACTIC ACID,ITS SALTS/ESTERS	7018	110487	8050	113766
291812 TARTARIC ACID	5360	33583	1230	21764
291813 SALT & ESTER OF TARTARIC ACID		4635		939
291814 CITRIC ACID	97384	1096150	76634	714604
291815 SALTS & ESTER OF CITRIC ACID	30682	198579	18859	137677
291816 GLUCONIC ACID,SALTS & ESTERS	38696	306653	6270	338049
291818 CHLOROBENZILATE (ISO)		31	31	75
291819 OTH CARBOXYLIC ACID W/ALCOHOL	10188	80364	4698	53646
291821 SALICYLIC ACID AND ITS SALTS	4276	28133	1069	38393
291822 O-ACETYLSALIC ACID/SALT/ESTER	19131	106304	12246	131153
291823 OTH ESTER,SALICYLIC ACID/SALTS	633	14365	376	4797
291829 OTH CARBOXYLIC ACID+PHENOL FUN	8271	92732	4951	56869
291830 CARBOXYLIC ACID+ALDEHYDE/KETON	20248	55347	9262	50396
291891 2,4,5-T(ISO)(2,4,5-TRICHLOROPH		1777	168	3823
291899 OTH INDREDIENTS FOR PESTICIDES	45134	534744	36796	474285
293020 THIOCARBAMATE/DITHIOCARBAMATES	140942	395910	158473	617064
293030 THIURAM MONO-,DI-,TETRASULPHID	384	3803	485	3933
293040 METHIONINE	206197	1644213	179732	1719712
293050 CAPTAFOI(ISO)&METHAMIDOPHOS		2		11
293090 OTHER ORGANO-SULPHUR COMPOUNDS	119988	1331814	190549	1041146
293100 OTH ORGANO-INORGANIC COMPOUNDS	28341	487082	42640	449075
293211 TETRAHYDROFURAN	140	4709	3987	13404
293212 2-FURALDEHYDE (FURFURALDEHYDE)		59644		8
293213 FURFURYL ALCOH/TETRAHYDRFURFYL		186		579
293219 OTH COMP UNFUSED FURAN RING	2993	50200	4323	67265
293221 COUMARIN,METHYL/ETHYL COUMARIN	32	6005	322	3320
293229 OTHER LACTONES	18251	141465	6278	107568
293295 TETRA HYDRO CANNABINOLS				2623
293299 OTH HETEROCYCLIC COMP W/OXYGEN	101956	1489017	52035	1127807
293311 PHENAZONE & ITS DERIVATIVE	8032	38056	7400	47451
293319 OTH COMP UNFUSE PYRAZOLE RING	1906	101994	697	51998
293321 HYDANTOIN AND ITS DERIVATIVES	576	11400	528	12290
293329 OTH COMP UNFUSE IMIDAZOLE RING	96787	798694	60100	656848
293331 PYRIDINE AND ITS SALTS		9082	6	898
293332 PIPERIDINE AND ITS SALTS		3	2270	2919
293333 ALFENTANIAL( INN) (ANILERIDINE)	17082	393328	9760	217423
293339 OTH COMP UNFUSE PYRIDINE RING	262176	2744273	209791	2294426
293341 LEVORPHANOL( INN) & ITS SALTS		3330	727	1527
293349 OTH COMP QUINOLIN/ISO-QUINOLIN	97966	1037408	81149	885769
293352 MALONYLUREA/IT DERIV/SALT THOF		1706		1446
293353 ALLOBARBITAL( INN) (AMBARBITAL)		6004	1562	5000
293354 OTH DERIVATIVES OF MALONYLUREA		296	5	5
293359 OTH COMP PYRIMIDINE/PIPER RING	177408	1498166	91737	1189204
293361 MALAMINE	52287	584188	36030	403958
293369 OTH COMP UNFUSE TRIAZINE RING	22800	249413	33776	234476
293371 6-HEXANELACTAM(EPSILON-CAPROL)	778	8950	576	3105

Contd.

## 10.11 Imports by Economic Categories (Detail)

(In Thousand Rupees)

ITEMS	MAY.,2011	FROM JUL-2010	MAY.,2010	FROM JUL-2009
293372 CLOBAZAM(INN),METHPRYLON(INN)		30816		28185
293379 OTHER LACTAMS	33019	187079	7771	158486
293391 ALPRAZOLAM(INN) CAMAZEPAM(INN)	18211	110181	7668	92948
293399 OTHER HETROCYCLIC COPMOUNDS	194407	1508136	120180	1312447
293410 COMP UNFUSE THIAZOLE RING	17526	155543	3940	93080
293420 COMP BENZOTHAZOLE RING SYSTEM	9394	61474	5959	50236
293430 COMP PHENOTHIAZINE RING SYSTEM	10983	104409	3141	69310
293491 AMINOREX(INN),BORTIZOLAM(INN)	1340	15057	2297	20346
293499 OTHER NUCLEIC ACIDS&SALTS	496718	4165439	335571	3195075
293500 SULPHONAMIDES	140523	1210511	54375	763822
294000 SUGARD O/T SUCROSE/LACTOSE ETC	18029	417335	5850	255561
294200 OTHER ORGANIC COMPOUNDS.	560	25588	626	24708
310100 ANIMAL/VEG FERTILIZER/PRODUCTS	1299	13440	200	10278
310210 UREA,WHET OR NOT AQUEOUS SOLUT	3767	18236979	6923906	32071534
310221 AMMONIUM SULPHATE	4385	95380	4968	118265
310229 MIX AMMONIUM SULPHATE/NITRATE	16453	78624	19936	77982
310230 AMMONIUM NITRAT,WHET/NOT AQUES		165955	9651	131168
310250 SODIUM NITRATE	19608	98442	13361	74938
310290 OTH,MIN/CHEM NETROG FERTILZER	25858	190332	35377	179718
310310 SUPER-PHOSPHATES	18407	373972		605
310390 OTH,MIN/CHEM FERTILIZE PHOSPH	3194	14174	5854	29261
310420 POTASSIUM CHLORIDE	15685	345058	1314	169509
310430 POTASSIUM SULPHATE	189207	1085398	168100	1160209
310490 OTH,MIN/CHEM FERTILIZE POTASIC	1499	1024173	2787	638366
310510 MIN/CHEM FERTILIZER >10KG	534	827		2795
310520 MIN/CHEM FERTZ ELEM NIT/PHO/PT	53162	284444	2448	141706
310530 DIAMMONIUM HYDROG ORIHO-PHOSEPH	2103457	21160680	1667623	31891870
310540 AMMONIUM DIHYDROGEN ORIHO-PHOS	151461	2011988		3091250
310551 CHEM FERTZ CON NITRAT/PHOS	1291	1291		
310559 OTH MIN/CHEM FERTZ NITRAT/PHOS	6188	10399		
310560 MIN/CHEM FERTZ ELEM PHOS/POTAS	110	110		1850
310590 OTH MINER/CHEMICAL FERTILIZER	71558	292543	972571	1047872
320110 QUEBRACHO EXTRACT	3677	51153	2579	22766
320120 WATTLE EXTRACT	25062	379407	39281	239609
320190 OTH TANNING/EXTRACT VEG/GAMBER	33299	375575	38701	369000
320210 SYN ORGANIC TANNING SUBSTANCE	137196	1272085	90595	1072215
320290 OTH, INORGANIC TANNING SUBSTANCE	56205	1029410	44196	791305
320300 COLOUR MATTER,VEG/ANIMAL	8683	38660	2298	21806
320411 DISPERSE DYES/PREP BASE THEROF	126706	1103814	70013	939159
320412 ACID DYES PREMETALISE/PREP/DYE	71811	989407	81202	761406
320413 BASIC DYES/PREP BASE THEREON	30467	414737	60245	481590
320414 DIRECT DYES/PREP BASE THEREON	21522	182299	13133	166219
320415 VAT DYES INCL PIGMENT/PREPARAT	242736	2116825	250924	2344807
320416 REACTIVE DYES PREP BASE THREON	504982	4625081	387008	4175034
320417 PIGMENT PREP BASE THEREON	206802	2040071	155923	1927534
320419 OTH SYN ORGN COLOURING MATTER	86025	804864	112902	951725
320420 SYN ORGN PROD USE FLUORESCENT	23953	440805	17908	329148
320490 OTH,SYN ORGN COLOURING MATTER	1704	37450	2903	37180
320500 COLOUR LAKES,PREP AS SPECIFIED	24460	183466	30055	187504
320611 PIGMENT PREP TITANIUM DIOXIDE	434989	4277617	226607	2962462
320619 OTH,PIGMENT/PREP TITANIUM DIOX	5384	88222	6862	74477
320620 PIGMENT/PREP,CHROMIUM COMPOUND	11036	112741	8120	83357
320641 ULTRAMARINE/PEP BASE THEREON	1874	44701		30236

Contd.

## 10.11 Imports by Economic Categories (Detail)

(In Thousand Rupees)

ITEMS	MAY.,2011	FROM JUL-2010	MAY.,2010	FROM JUL-2009
320642 LITHOPONE/OTH PIGMENT/ZINC SUL	1887	51309	7693	61227
320649 OTH, COLOURING MATTER PREPARAIN	24603	222114	15970	147076
320650 INORGANIC PRO USE LUMINOPHORES		13498		18235
320710 PREP PIGMENT/OPACIFIER/COLOURS	9354	171600	21779	151203
320720 VITRIFIABLE ENAMEL/GLAZE/ENGOB	12534	131162	3377	92789
320730 LIQUID LUSTER/SIMILAR PREPARAT	3297	17396	1247	13089
320740 GLASS FRIT/POWDER GRANULE/FLAK	66070	635993	28392	533462
320810 PAINT/VARNISH BASE ON POLYESTER	32181	133120	22704	233248
320820 PAINT/VARNISH,ACRY/VINYL POLYM	21737	271782	12718	122204
320890 OTH,PAINT & VARNISH INC LACUER	115149	1050961	86771	920228
320910 PAINT/VARNISH ACRY/VINYL POLYM	1223	18517	2345	27127
320990 PAINT/VARNISH,SYN POLYMER/AQS	7344	186126	16278	300382
321000 OTH PAINT & VARNISH FOR LEATHE	14315	155986	14588	138549
321100 PREPARED DRIERS.	20942	151014	19956	150110
321210 STAMPING FOILS	9584	150649	20150	158659
321290 OTH,PIGMENT DISPERSE NON AQUOS	23956	220929	10513	187267
321310 COLOURS IN SETS	1772	20588	2081	13059
321390 OTH COLOUR ARTIST/PAINTERS	65	3429	70	3555
321410 GLAZIERS/GRAFTING PUTTY, RESIN	19988	168480	18107	210858
321490 NON-REFRACTORY SURFACING PREP	31039	308116	33683	337314
321511 ROLLING COATING PRINT INK BLK	31643	288806	32811	237461
321519 PRINTING INK EXCL. BLACK	81818	619161	45467	493502
340311 PREP TEXTILE/LEATHER/OIL MAIRL	35228	331235	22225	217857
340319 LUBRICAT PREP CONT PET/MIN OIL	52783	716223	29072	490936
340391 OTH,PREP TEXT/LEATHER/FURSK ML	139661	1633357	130055	1591743
340399 OTH LUBRICAT PREP OIL/GREASE	65421	495033	61178	388621
340420 ART/PREP WAXES,POLYETHEL GLYCL	24636	159797	7551	120234
340490 OTH, ART/PREP WAXES	51008	622845	52647	563883
340700 MODELING PASTE ETC RETAIL SALE	2304	31431	2091	16646
350110 CASEIN	12	40593	1837	46783
350190 OTH CASEINATE DERIV CASEN GLUE		109512		29014
350290 OTH ALBUMIN O/T EGG ALBUMIN		6302	19	138
350300 GELATIN&GELATIN DERIVATIVE	10418	113948	15493	51988
350400 PEPTONEDERV, PROTEIN SUBSTANCE	2880	34730	184	29431
350510 DEXTRIN,OTH MODIFIED STARCHES	39010	226306	27128	196985
350520 GLUES	3071	89809	2900	176184
350610 PROD SUITABLE USE GLUE/ADHESIV	9626	92849	6714	61233
350691 ADHESIVE/RUBBER/PLASTIC/RESIN	64765	660180	64280	653932
350699 OTH PREP GLUE/ADHESIVE	9900	100363	5883	102676
350710 RENNET AND CONCENTRATE THEREOF		4358		2128
350790 OTH ENZYMES/PREP ENZYMES	169500	1553828	99346	1097309
370110 X-RAY FILM,PLATE IN FLAT UNEXP	56992	833207	51070	695525
370120 INSTANT PRINT FILM UNEXPOSED	83	1021	395	4603
370130 OTH UNEXPOSED PLATE>255MM	28488	370578	37386	249563
370191 OTH PHOTOGRAP/PLAT/FILM/COLOUR			77	77
370199 OTH PHOTOGRAP/PLAT/FILM/UNEXPS	600	987		890
370210 PHOT-FILM ROLL UNEXPOSE,X-RAY	86	1680	1953	14656
370231 OTH PHOT/FILM ROLL<105MM	1457	25166		17091
370239 OTH PHOT FILM ROLL ST/UNEXPOSE		4098	1633	219509
370241 PHOT FILM W>610MM,L>200M,COLOR				1158
370242 PHOT FILM W>610MM,L>200M,B/W		16584	2595	3226
370243 PHOT FILM W>610MM,L<200M	34051	81589	26721	59774
370244 PHOT FILMW>105MM BUT<610MM	31229	227706	24550	150742

Contd.



## 10.11 Imports by Economic Categories (Detail)

(In Thousand Rupees)

ITEMS	MAY.,2011	FROM JUL-2010	MAY.,2010	FROM JUL-2009
370254 PHOT FILM W-16MM-35MM/L<30MM				47
370255 PHOT FILM W-16MM-35MM,L>30MC/L	1211	6408		2387
370256 PHOT FILM W>35MM COLOUR PHOTO				5444
370291 PHOT FILM ROLL W<16MM,L<14M				28
370294 PHOT FILM ROLL W-16-35MM,L>30M	218	1673		1746
370295 PHOT FILM ROLL UNEXPOSE W>35MM		355		1635
370310 PHOT PAPER/BOARD/TEXT W>610MM	60	6513	1038	6070
370320 PHOT PAPER/BOARD/TEXT UNEX/COL	10817	135995	12202	188209
370390 OTH PHOT PAPER/BOARD TEXT UNEX	8139	58300	5969	44446
370400 PHOT PLAT/FILM PAPER/BOARD EXP	2207	7622		862
370510 PHOT PLAT/FILM FOR OFFSET REP		2507		2684
370590 OTH PHOT PLAT/FILM	146	1545	221	307
370610 CINEMAGRAPHIC FILM EXPO/DEVEL	2188	17056	713	14919
370690 OTH CINEMA FILM EXPOSE DEVELOP	160	758		3
370710 SENSITISING EMULSIONS	9399	66137	4802	46775
370790 OTH CHEM PREP,PHOTOGRAPHIC USE	20054	200279	23297	183435
380110 ARTIFICIAL GRAPHITE		6584	43	2961
380120 COLOIDAL/SEMI COLOIDL GRAPHITE		5973		1336
380130 CARBONEOUS PASTE ELECTRODE		11435	4123	9069
380190 OTH,PREP GRAPHITE O/T CARBON	944	11310	1690	8633
380210 ACTIVATED CARBON	9274	136692	10453	169483
380290 OTH ACT CARBON/NAT MINER PROD	6842	86037	10169	72082
380300 TALL OIL WHETHER/NOT REFINED		212	1564	2646
380400 RESIDUAL LYE FROM WOOD PULP NS	12363	131909	5586	101792
380510 GUM,WOOD,SULPHAT TURPENTIN OIL		4727	1871	8582
380590 OTH TERPENIC OIL CONIFER WOOD		76408	4819	56435
380610 ROSIN AND ROSIN ACIDS	81829	1134360	50588	385974
380620 SALT OF ROSIN/RESIN ACIDS DERV		11980	811	58252
380630 ESTERS GUMS	5778	61156	7966	48139
380690 OTH,ROSIN,SPIRIT,OIL,RUN GUMS		41426	1115	23901
380700 WOOD TAR/OIL,CREOSOT,NAPTH ETC			912	2265
380850 INSECTICIDE/RODENTICIDE/ETC		3818	169	12460
380891 OTHER INSECTICIDES	976823	5494407	1279666	6305051
380892 FUNGICIDE	122012	1643651	121080	1558608
380893 HERBICID,ANTISPROUTING PRODUCT	512351	4721502	421344	3836390
380894 DISINFECTANTS	6483	140577	7615	111981
380899 PROD REG UNDER AGR PESTI CRD71	1990	70317	6477	57460
380910 FINISHING AGENT AMYLACOUS SUBS		3207	3115	4582
380991 OTH FINISHING AGENT ETC TX ETC	185339	2027487	185771	2092607
380992 OTH FINISHING AGENT DYE CARRIER	17580	171326	11588	126519
380993 OTH FINISHING AGENT DYE CARRIER	54767	630463	59192	581399
381010 PICKLING PREP METAL SURFACE	39285	363628	35738	370290
381090 OTH PREP FOR METAL SURFACE	3281	53594	3950	43077
381111 ANTI-KNOCK PREP OF LEAD COMP		585		207
381119 OTHER,ANTI-KNOCK PREPARATIONS	15262	161677	18111	374412
381121 ADD LUBRICATE,PET OIL BIT MINE	198676	3373458	357789	2771817
381129 OTH ADDITIVE LUBRICATING OIL	53586	367904	36932	563440
381190 OTH PREP ADDITIVE FOR LIQU USE	215052	855930	94986	1028625
381210 PREPARED RUBBER ACCELERATORS	17226	138901	6868	138606
381220 COMPOUND PLASTICIZER RUB PL	21149	130296	29983	197558
381230 ANTI-OXIDISING PREPAR & COMPOU	70940	526543	19837	337071
381300 PREP/CHARG FIRE-EXTINGUISHERS	254	36997	4341	34183
381400 ORGAN COMP SOLVENT/THINNER NES	9923	88086	6825	48930

Contd.

## 10.11 Imports by Economic Categories (Detail)

(In Thousand Rupees)

ITEMS	MAY.,2011	FROM JUL-2010	MAY.,2010	FROM JUL-2009
381511 SUPPORTED CATALYST WITH NI/COMP	126089	249955	63823	175442
381512 SUPPORTED CATALYST WITH PR/METL	83013	89013	113	474226
381519 OTHER,SUPPORTED CATALYSTS	18053	335833	19878	738813
381590 OTHER CATALYTIC PREPARATIONS	16564	372360	25732	592183
381700 MIXE ALKYL-BENZEN&MIX AL-NAPHT	285683	4246760	194824	2239681
381800 CHEM ELEMENT/COMP DOP-ELECTRON	2836	25399	4380	32800
381900 HYDRALIC BRAKE FLUIDS/LIQUIDS	4645	72852	14656	155404
382000 ANTI-FREEZING PREP/DEICE FLUID	10164	60543	7369	44414
382100 PREP CULTURE MEDIA MICRO-ORGAN	3617	41290	4264	40084
382200 DIAGNOSTIC/LAB REAGENTS/PR-DIA	421343	3822723	265375	2681127
382311 STEARIC ACID	21346	213690	7629	209385
382312 OLEIC (OLIVE) ACID	2441	40733		25903
382313 TALL OIL FATTY ACIDS	1389	5313	1434	24397
382319 OTH INDUS MONOCARBOXYLIC F.ACI	114393	1820572	89876	1583433
382370 INDUSTRIAL FATTY ALCOHOLS	7284	74333	8800	64956
382410 PREP BINDER FOUNDRY MOUL CORES	11831	74358	10053	82859
382430 NON-AGGLOMERATED METAL CARBIDE				843
382440 PREPARED ADDITIVES FOR CEMENT	21107	146996	3500	119340
382450 NON-REFRACTORY MORTAR CONCRETE	7048	11242	1525	31239
382460 SORBITOL O/TH SUB-H-NO.2905.44	38079	321493	19441	271361
382474 (HCFCs)/w/n(PFCs)/HFCs NOT CFCs		5660		718
382478 CON (PFCs)/(HFCs)BUT NOT(CFCs)		5280		13
382479 OTH MIX CON HALOGE DER OF METH	26499	374399	68657	768448
382481 MIX CON OXIRANE(ETHYLE OXIDE)		187		
382482 MIX CON (PCBs), (PCTs)OR(PBBS)		21		25
382483 MX CON TRIS(2,3-DIBROMOPROPYL)	3746	6058		
382490 OTH,CHEMICAL PRODUCT/PREPARA	1050125	9953222	808772	7231324
382510 MUNICIPAL WASTE		4		31
382549 OTH WASTE ORGANIC SOLVANTS		41	73	638
382550 WASTE OF METAL PICK LIQUORS				32
382569 OTH WASTE FROM CHEM.INDUSTRY				10
382590 OTH RESIDUAL OF CEHM.INDUSTRY	3	327	148	1691
390110 POLYETHYLENE SP GRAVITY<0.94	1027950	15815660	986252	11668015
390120 POLYETHYLENE SP.GRAVITY>0.94	1247367	19033571	1083336	14637829
390130 ETHYLENE-VINYL ACETATE COPLMER	310896	2802060	243405	2047930
390190 OTH POLYMER OF ETHYLENE P.FORM	113284	1450353	174095	862216
390210 POLYPROPYLENE	3078197	30019718	2111164	21902405
390220 POLYISOBUTYLENE	2201	63047	6017	122088
390230 PROPYLENE COPOLYMERS	614270	5873138	381675	3737429
390290 OTHER OLEFINS IN PRIMARY FORMS	3642	345705	8144	101221
390311 POLYSTYRENE EXPANSIBLE	9094	83171	21591	102193
390319 OTHER POLYSTYRENE	62100	580478	98527	498156
390320 STYRENE-ACRYLONITRILE COPOLYMR	31177	314520	10878	184627
390330 ACRYLONITRILE-BUTADIENE-STYRENE	249793	2379347	178790	1654477
390390 OTH POLYMERS OF STYRENE,P-FORM	15297	129504	23872	122707
390410 POLYVINYL CHLORIDE,UNMIX SUBST	296458	1894081	370450	2578559
390421 OTH POLYVINYL CHLORIDE,NON-PLA	1799	83333	12191	92482
390422 OTH POLYVINYL CHLORIDE PLASTIC	29149	269522	31183	316718
390430 VINYL CHLORIDE VINYL ACETATE	4193	36971	856	30744
390440 OTH VINYL CHLORIDE COPOLYMERS	3914	34869	5369	35177
390450 VINYLIDENE CHLORIDE POLYMERS		2229		1990
390461 POLYTETRALUOROETHYLENE		467		858
390469 OTHER, FLUORO-POLYMERS		5881		5801

Contd.

## 10.11 Imports by Economic Categories (Detail)

(In Thousand Rupees)

ITEMS	MAY.,2011	FROM JUL-2010	MAY.,2010	FROM JUL-2009
390490 OTH POLYMERS OF VINYL CHLORIDE	2339	14587	10055	15678
390512 POLYVINYL ACETATE AQUE DISPERS	11805	92409	1209	99060
390519 OTH POLYVINYL ACETATE (PVA)	16878	82614	10617	44511
390521 VINYL ACETATE COPOLYMERS AQUEO	6825	58951	3099	34145
390529 OTH VINYL ACETATE COPOLYMERS	11677	79354	397	10867
390530 POLYVINYL ALCOHOL W/N CON UNHY	163526	1917626	113446	1757949
390591 COPOLYMERS	1277	15877		3430
390599 POLYMERS OF OTHER VINYL ESTERS	11242	216043	8891	202613
390610 POLYMETHYL METHACRYLATE	17929	149547	9539	114797
390690 OTHER,ACRYLIC POLYMERS P/FORMS	355928	3037772	284694	2610440
390710 POLYACETALS	15592	127661	1891	81501
390720 OTHER POLYETHERS	793057	6334838	419558	4197322
390730 EPOXIDE RESINS	90718	775720	70895	573816
390740 POLYCABONATES	132586	963833	85806	601347
390750 ALKYD RESINS	40484	124556	984	36285
390760 POLYETHYLENE TEREPHTHACATE(PET)	22435	434358	17715	452906
390770 POLY(LACTIC ACID)		8251		22543
390791 OTHER POLYESTERS, UNSATURATED	6306	44326	1613	18664
390799 OTH POLYSTERS IN PRIMARY FORMS	69088	402505	53760	318597
390810 POLYAMIDE-6,-11,-12,-6,6,-6,10	14089	166763	15547	171512
390890 OTH POLYAMIDE IN PRIMAR FORM	38596	289500	44167	301492
390910 UREA RESINS, THIOUREA RESINS	2777	48183	1657	33658
390920 MALAMINE RESINS	17858	99461	4147	87046
390930 OTHER AMINO-RESINS	875	4312	416	2545
390940 PHENOLIC RESINS	30160	207054	17851	197131
390950 POLYURETHANES	152181	1625160	107277	1961592
391000 SILICONES IN PRIMARY FORMS.	157046	1759640	169971	1735134
391110 PETROL/COUMARONE,INDENE RESINS	6534	60482	122	43439
391190 OTH,POLYSULPHIDE,SULPHONE/PLAS	11717	116024	10495	121883
391211 CELLULOSE ACETATES,NON-PLASTI	240	664		859
391212 CELLULOSE ACETATES,PLASTICISED	216	479		
391220 CELLULOSE NITRATES(INCL COLLO)	98113	528842	29161	336041
391231 CARBOXYMETHYL CELLULOSE & SALT	87321	605771	56720	444291
391239 OTHER CELLULOSE ETHERS	68759	779218	64274	634021
391290 OTH CELLULOSE & CHEM DERIVATIV	13304	239003	26232	273375
391310 ALGINIC ACID,ITS SALTS & ESTER	78230	741136	87448	899836
391390 OTH NATURAL POLYMERS/MODIFI	11414	162353	7786	106892
391400 ION-EXCHANGERS BASED ON POLYMR	23668	94253	24764	167407
391510 WASTE,ETC OF ETHLY/POLYM/PLAST	11632	72234	2320	20884
391520 WASTE,ETC OF STYRENE/POLY/PLAS				2513
391530 WASTEETC OF VINYL-CHLORIDE/PL	141956	1188352	111294	873025
391590 WASTE,ETC PLASTIC/PARING	62936	426204	32066	213155
391610 MONOFILAMENT D>1MM RD/ST/PROFI		1117		1212
391620 MONOFILAMENT D>1MM-PL PO VICHL	487	8660		11354
391690 OTH MONOFIL D>1MM PLASTIC-TOH	13864	96387	2693	37777
391710 ARTIFI GUTS OF HARDEN PROTEIN		15387		5321
391721 TUBE,PIPE HOSES,RIGID,OF POLYM	4159	32891	898	23333
391722 TUBE,PIPE HOSES,POLYMER OF PRO	19175	130164	12551	143145
391723 TUBE,PIPE ETC OF POLYMER VINYL	5527	119824	7590	106772
391729 TUBE,PIPE HOSE,RIGID,OTH PLAST	11334	111274	52086	323286
391731 FLEXIBLE TUBE,PIPE B-PRE27.6MP	5056	55091	5893	65275
391732 OTH,TUBE,PIPE HOSE W/OUT FITING	2358	27189	891	18976
391733 OTH TUBE,PIPE NOT REINFORCED	2569	36120	192	6651

Contd.

## 10.11 Imports by Economic Categories (Detail)

(In Thousand Rupees)

ITEMS	MAY.,2011	FROM JUL-2010	MAY.,2010	FROM JUL-2009
391739 OTHER TUBES,PIPES AND HOSES,	52694	585465	17055	518109
391740 FITTING FOR TUBE ETC OF PLASTIC	25757	454232	37763	318020
391910 SELF ADHESIVE PLAT,ETC W<20CM	148256	1121305	89370	837770
391990 OTH,SELF-ADHESIV PLATE,W>20CM	143685	1466773	101072	1028413
392010 OTH PLATES,ETC PLASNON-CELLULAR	95119	820636	77555	775161
392020 OTH PLATE,ETC PLAST NOT REINFOR	289898	2036800	184460	1080775
392030 OTH PLATE,SHEET,ETC OF PLASTIC	15965	131777	2476	66311
392043 OTH PLATE,MAT OF VINYL CHLORID	16993	201837	20559	169985
392049 OTH PLAT,ETC VINYL CHLORID FLX	129500	878354	75595	689671
392051 OTH PLATE,ETC ACRYLIC POLYMERS	155	23008	5311	26663
392059 OTH PLAT,ETC OTH ACRYLPOLYMER	2303	14007	1049	11754
392061 POLY CARBONATE IN PLATE, ETC		6413	85	9514
392062 OTH PLATEETC OF POLY-TEREPHT	160421	1666287	104124	929322
392063 OTH PLATE ETC OF VNSAT-POLYST	68723	356607	18731	318814
392069 OTH PLATES ETC OF OTH POLYESTR	30300	349719	18337	140698
392071 OTH PLAT ETC PLAS OF REG CELLU	878	7098	1369	2928
392073 OTH PLATEETC PLASTIC NON CELLU	206	206	482	675
392079 OTH PLAT ETC-PLAS OF CEL DERIV		20		16
392091 OTH PLATETC PLAS OF PO BUTRAL	10417	23304	135	8052
392092 OTH PLAT ETC-PLAS OF POLYAMIDE	2823	24351	3874	31331
392093 OTH PLAT ETC-PLAS OF AMINO-RES				4676
392094 OTH PLAT ETC-PLAS OF PHENORESIN		1389		1307
392099 OTH PLAT ETC-PLAS OF OTH PLAST	48359	611363	20836	364177
392111 PLATES ETC OF PLAS POLY/STYREN	2017	83476	11961	85794
392112 PLAT ETC PLASTIC CEL P-VIN-CHL	12018	135223	14075	102216
392113 PLAT ETC PLA CEL OF POLYURETHA	158837	1152161	93598	829562
392114 PLAT ETC PLA CEL OF REGENERATED		3999		1720
392119 FLAT SHET ETC PLA CEL OTH PLAS	22321	572516	17837	340535
392190 OTH PLATE,SHEET ETC OF PLASTIC	80125	833727	61063	587304
400110 NATURAL RUBBER LATEX	256018	3761901	214561	2359084
400121 SMOKED SHEETS	58396	1356458	140234	1179401
400122 TECH SPECIFIED NATURAL RUBBER	280042	2555225	151571	1492851
400129 OTHER NATURAL RUBBER	28799	189532	10567	166276
400130 BALATA,GUTTA-PARCHA,CHICLE ETC		5		118
400211 STYRENE-BUTADIENE RUBBER LATEX	205155	1183394	81496	842371
400219 STYREN BUTADIEN RUBER CAREXYLA	342381	2325985	121928	1688090
400220 BUTADIENE RUBBER (BR)	94804	852121	90672	767913
400231 ISOBUTENE-ISOPRENE RUBBER(IIR)	220467	1475141	151920	971663
400239 OTH,HALO-ISOBUTENE-ISOPRENE RU		59530	25190	107054
400241 CHLOROPRENE RUBBER LATEX (CR),		1012		3029
400249 CHLOROPRENE RUBBER O/THAN LATEX	47805	350179	18189	310280
400251 ACRYL BUTADIENE RUBBER LATEX	13714	70189	2780	43988
400259 ACRY BUTAD RUBBER O/THAN LATEX	24285	226018	1172	127459
400260 ISOPRENE RUBBER (IR)		84		
400270 ETHYL PROPLENE-NON-CONJUGATED	21265	200124	31615	198077
400280 MIXTURE OF ANY PRODUCT H-40.01		52		248
400291 OTH SYNTHETIC RUBBER FACTICE	62845	412737	23237	197217
400299 OTH SYN RUBBER FACTICE D/F OIL	16424	175296	19430	153176
400300 RECLAIMED RUBBER PRIMARY FORM	35888	202289	13584	156444
400400 WASTE,PAROMGS&SCRAP O/TH H-RUB	29992	179432	15674	107504
400510 COMP WITH CARBON BLACK OR SILI	9125	52610	5317	36263
400520 SOLUTION/DISPERS O/T H-4005.10	743	1511	37	913
400591 PLATE,SHEET SIRIP UN-VUL RUBER	172	8009		7249

Contd.

## 10.11 Imports by Economic Categories (Detail)

(In Thousand Rupees)

ITEMS	MAY.,2011	FROM JUL-2010	MAY.,2010	FROM JUL-2009
400599 OTHER COMPOUNDED RUBBER	18846	164038	1756	102515
400610 CAMEL-BACK STRIP RETIR RUB TYR		52		360
400690 OTH FORM&ARTIC UNVULCAN RUBBER	273	6269	406	6488
400700 UNVULCA RUBBER THREAD & CORD	23497	282033	22269	232364
400811 PLATE,SHEET ETC CELLU VULC RUB	10836	45906	2227	52829
400819 RODS&OTH FORMS OF CEL.VULC RUB	2574	12581	197	8346
400821 PLAT,SHEE N-CELU VULCANI RUBER	60415	461495	38565	273065
400829 RODS&OTH FORM OF N/CEL VUL RUB	1454	39606	477	13343
400911 TUBE,PIPE OF RUBBER W/O.FITING	23338	169193	12843	108971
400912 TUBE,PIPE OF RUBER WITH FITTING	6621	58716	5088	43458
400921 TUBE,PIPE OF RUB W/O.METL.FIT	4379	14468	1594	27607
400922 TUBE,PIPE OF RUB WITH METL.FIT	359	8053	72	17771
400931 TUBE,PIPE RUB W/O TEX.METL.FIT	5681	57053	2961	40312
400932 TUBE,PIPE RUB W/TEX.METL.FIT	9	3753	422	9046
400941 TUBE,PIPE RUB W/O OTH.METL.FIT	12788	53662	2147	40215
400942 TUBE,PIPERUB WITH OTH.METL.FIT	24763	373185	8349	73819
410120 WHOLE HIDESKIN BOV ANI WT6-8KG		18240	473	17803
410150 WHOLE,HIDE/SK BOV ANI F>16 KG	66846	604164	17043	287306
410190 OTH HIDES INCL BUTT,BEND&BELIE	22	4888		1986
410210 RAW SKINS OF SHEEP/LAMB W/WOOL	277258	1726051	140596	1388950
410221 RAW SK SHEP/LAM W-OUT WOOL PKD	5111	213816	14682	98825
410229 OTH RAW SK SHEP/LAM W/OUT WOOL	19482	97492	17385	106045
410320 RAW HIDES & SKINS OF REPTILES	125	397		2636
410390 OTH,HID/SK FRE SALTED,DRIED,LA	106600	599712	79172	420902
410411 HIDE/SKIN FULL GRAIN UNSPLIT	55	1913	856	7400
410419 OTH HIDE,SKIN WET STATE	2369	109578	4	97742
410441 HIDE,SKIN FULL GRAIN DRY STATE	497	3353		
410449 OTHER HIDES DRY STATE(CRUST)		44617	7399	38679
410510 WET BLUE LAMB,SHEEP SKIN	216932	2559954	166722	1636744
410530 SHEEP/LAMB SKIN NO WOOL CRUST	15286	50527		12947
410621 GOAT/KID SKIN WET BLUE	81985	310801	23256	95175
410622 GOAT/KID SKIN CRUST	1031	35258	1709	7154
410691 OTH WET BLUE SKINS	1237	19667		11252
410692 OTH SKINS DRY STATE CRUST		13	941	946
410711 WHOLE HIDE SKIN FULL GRAIN BOV	235	235		
410712 WHOLE HIDE/SKIN GRAIN SPLIT BV		1205		
410719 OTH WHOLE HIDE/SKIN BOV ANIMAL	103041	796060	61529	515397
410791 OTH HIDE INCL SIDES FULL GRAIN		3118		
410792 OTH HIDE INCL SIDE GRAIN SPLIT	2674	12146	74	74
410799 OTH LEATHER FURTHER PREPARED	7105	96272	8934	84443
411200 PREPARED LEATHER SHEEP/LAMB	15815	80856	6700	47236
411310 LEATHER PREP.AFTER TANN GOAT	22736	93507	3600	25347
411330 REPTILE LEA PREPAR AFTER TANED		288	144	848
411390 OTH LEA FURTHER PREP.AFTR TANE	3518	48678	92	21110
411410 CHOMIS LEATHER		164		201
411420 PATENT LAMINATED METALIS LEATH	4706	8030		2146
411510 COMP. LEATHER WITH BASIS LEATH	118	9866	63	2570
411520 PARINGS, OTH WASTE OF LEATHER		444		2389
420100 SADDLERY&HARNESS FOR ANIMALS	8	102		615
430110 MINK SKINS,RAW,WHOLE/W/O HD,TA				105
430130 FURSKINS OF LAMB,WHOLE		2726		
430180 OTH FURSKINS, WHOLE		1203		
430190 HEAD,TAILS,PAWS&OTHER CUTTINGS		34		

Contd.

## 10.11 Imports by Economic Categories (Detail)

(In Thousand Rupees)

ITEMS	MAY.,2011	FROM JUL-2010	MAY.,2010	FROM JUL-2009
430219 OTH,FURSKINS,WHOLE,W&W/OUT H&T	11534	78006	6537	61408
430220 HEAD,TAILS,PAWS&OTHER CUTTINGS		214		
430230 WHOLE SKINS&CUTTINGS ASSEMBLED		773		721
440121 WOOD IN CHIPS OR PARTICLES CON				290
440122 WOOD IN CHIPS OR PART NON-CON				4
440130 SAW DUST & WOOD WASTE & SCRAP	3082	14925	860	8143
440320 OTH,CONIFEROUS SPECIES ROUGH	2050	30060		12140
440349 OTH,WOOD,NON-CONF SPECIES ROUG	38031	262239	5775	77781
440391 OTH WOOD OAK LOGS NON-CONFIFER		415		505
440399 WOOD OF OTHER NON-CONF SPECIES	102968	573208	114621	771511
440410 CONIFEROUS	7560	55365	4420	47012
440420 NON-CONIFEROUS	1400	14801	1127	9536
440500 WOOD WOOL;WOOD FLOUR.	1361	1830		
440810 CONIFEROUS SHEET FOR VENEERING	4522	12770		2393
440831 VENEER/DARK RED MERANTI SHEETS		6472		
440839 OTH VENEER SHEET/TROPICAL WOOD	2469	61165	7360	56735
440890 OTH.LAMINAT WOOD SAWN.SLICED6M	26376	269683	26284	127962
441011 PARTICLE BOARD OF WOOD	3594	97511	21405	96631
441012 ORENTED STRAND BOARB UN-WORKED	262	4813	213	4619
441019 OTH P-BOARD OF LIGNBOUS MATERI				2087
441090 OTH P-BOARD NOT AGGLOM W-RESIN	27	3105	9	9071
441112 MEDIUM DENSITY BOARD (MDF)	75137	1056161	115473	724378
441113 (MDF)THICKNESS 5MM TO 9MM	27335	258592	24013	152314
441114 (MDF)THICKNESS EXCEEDING - 9MM	30926	466383	21616	485570
441192 OTH (MDF)DENSITY EXC 0.8 g/cm3		3796		
441193 OTH (MDF)DENSITY 0.5-0.8g/cm3	84568	673237	45328	605787
441194 OTH (MDF)DENSITY NOT> 0.5g/cm3		7787	898	4156
441210 P-WOOD,VENEER PANELS OF BAMBOO		905		2083
441231 OTH P-WOOD OF WOOD SHEET -6MM	2171	11387		8005
441232 OT P-W OUTER PLY NON-CONIFE-WD	12387	102001	9501	86151
441239 OTH PW CONSIST OF WD SHEET-6MM	2345	69957	5804	45969
441294 OTH BLOCKBOARD,LAMINATED&BATEN		966		148
441299 OTH PW CONSIST OF WOOD SHEET	270	17451	1446	18673
441300 DENSIFIED WOOD,BLOCK,PLATE,ETC	6502	43290	2944	62882
441510 CASES,BOXES,CRATES,SIM/PACKING	54	8020	4	819
441520 BOX PALLET& OTHER LOAD BOARD	1403	24275	101	20535
441600 CASK,BARREL,VAT,TUB&OTH PRODC		604	8	85
450110 NATURAL CORK,RAW/SIMPLY PREPAR		2371		4501
450190 WASTE CORK,CRUSHED,GRANULATED	415	5405	1053	4574
450310 CORKS AND STOPPERS		26	4	46
450390 OTHER ARTICLE OF NATURAL CORK		67	3	142
450410 BLOCK PLATE SHEET,STRIP CORK	492	11531	912	7270
450490 OTH, ARTICLES AGLOMERATED CORK		506	46	4348
470100 MECHANICAL WOOD PULP	56125	650932		528494
470200 CHEM WOODPULP,DISSOLVING GRADE	14839	175761	20493	170286
470311 CHEM WOODPULP UNBLECHED CONIFE		291263	110019	657180
470319 CHEM WOODPULP UNBLE NON CONIFE				2814
470321 CHEM WOODPULPSEMIBLEACH/BLEACH	294617	3585231	258297	2689601
470329 OTH CHEMWOODPULP BLE/SEMI-BLEH	81341	545463	31083	250905
470421 CHEM WOODPULP,S-BLE/BLE CONIFE		76053		28924
470429 CHE W-PULP,S-BLE/BLE NON-CONIF	18601	231833	6993	165009
470500 SEMI-CHEMICAL WOOD PULP	34476	258534		
470620 PULP OF FIBRES DERI FROM W-SCR	9901	35338	4148	13841

Contd.

## 10.11 Imports by Economic Categories (Detail)

(In Thousand Rupees)

ITEMS	MAY.,2011	FROM JUL-2010	MAY.,2010	FROM JUL-2009
470691 PULP OTHER CELL MATERIAL MECH	80	140		86
470692 PULP OTHER CELL MATERIAL CHEM		633		
470710 UN-BLEACHED KRAFT PAPER	58554	443923	40207	155866
470720 RECOVERED PAPER/PAPER BOARD BL	105403	284549		225971
470730 PAPER/PAPERBOARD MACHINE PULP	6535	23395	725	31647
470790 WASTE & SCRAP OF OTHER PAPER	220147	1434523	141937	1468464
480100 NEWSPRINT, IN ROLLS OR SHEETS	374809	3860594	687399	3977936
480210 HAND-MADE PAPER & PAPERBOARD	133	836		2747
480220 PAPER/P-BOARD PHOTO-SENSITIVE	134	13000		12295
480240 WALL PAPER BASE		1578		12996
480254 OTH PAPER & PAPERBOARD<40G/SQM	12112	94290	7317	93518
480255 OTH PAPER&PAPERBOARD>40-G/SQM	195703	2035946	178791	1705198
480256 OTH PAPER&PAPERBOARD IN SHEETS	1242	8034	362	66419
480257 OTH PAPER WT 40-150 G/M2	21827	172848	26318	180834
480258 PAPER & BOARD WT>150G/M2	27133	252880	17101	173350
480261 OTH PAPER&PAPERBOARD IN ROLLS		879		1535
480262 OTH PAPER&PAPER BOARD IN SHEET	187355	1644817	170976	1468222
480269 OTH U-C CARBONISING BASE PAPER	921	17970	3223	31899
480300 TOILET FACIAC TISSUE/TOWEL ETC	18465	103300	3426	49409
480411 KRAFTINER UN COATED UN-BLEACH	98089	804789	72327	669356
480419 OTH KRAFTLINER UNCOAT ROL/SHEE	37770	705918	4417	278690
480421 SACK KRAFT PAPER,UNBLEACHED	590896	3930534	294531	2655095
480429 OTH SACK KRAFT PAP UN-COT RISH	3605	19907	2023	22886
480431 OTH KRAFT P1BOARD WT150G/SQMUNB	33024	3997015	16409	243235
480439 OTH UNC K-P/BORD WT150G/SQMUB	14600	181165	1355	31842
480441 OTH KR.P/BORD W>150G<2259-UNBL	1295	1787	1185	2108
480442 OTH KRAFT 150-225G BLECH		2055		73
480449 OTH KRAFT PAPER IN ROCC/SEETS	79008	530217		1230
480451 OTH KRAFT PAPER 225G ON BLEACH		9017		1408
480459 OTH KRAFT PAPER IN ROLL 225G	522	1450		1946
480511 SEMI-CHEMICAL FLOUTING PAPER	48	34043		125524
480512 STRAW FLUTING PAPER		1207	1395	9554
480519 OIHER FLUTING PAPER	2306	344071	4472	154409
480524 TESTLINER BD WT150G/M2 OR LESS	7802	76042	5142	55026
480525 TESTLINER BOARD WT>150 G/M2	6675	58191	2726	32127
480530 WRAPPING PAPER,UNCOAT	25672	223879	11279	214838
480540 FILTER PAPER/PAPERBOARD,UNCOAT	208	20753	83	16153
480550 FELT PAPER/PAPERBOARD,UNCOATED		1192		4
480591 OTH P&P/ BOARD<150G UNCOATED	4066	152721	8560	136588
480592 OTH P&P/BOARD 150-225G UNCOAT	9787	66443	7463	58154
480593 OTH P & P BOARD<225G UNCOATED	8424	91166	6573	162037
480610 VEGETABLE PARCHMENT PAPER	4531	13507	880	7857
480620 GREASEPROOF PAPERS	948	13604	7	10316
480630 TRACING PAPERS	2221	14417	538	15369
480640 CLASSINE/GLAZED TRANSPA PAPER	2577	42253	3854	16705
480700 COMPOSITE P/BOARD STICKING FLA		763	42	1300
480810 CORRUGATED P&P/BOARD PERFORIED		4129		
480820 SACK KRAFT PAPER CREPED/EMBOSD				3
480830 OTH KRAFT PAPER,CREPED/CRINKLE	693	4296	876	2845
480890 OTH PAPER,CREPED/EMBOSSED/PERF	2557	36575	4513	23159
480920 SELF COPY PAPER	38783	222469	10834	84106
480990 OTH COPYING / TRANSFER PAPERS	533	10566	418	14441
481013 P&P/BOARD FOR WRITING/PRINTING	183684	1878337	140963	1427750

Contd.

## 10.11 Imports by Economic Categories (Detail)

(In Thousand Rupees)

ITEMS	MAY.,2011	FROM JUL-2010	MAY.,2010	FROM JUL-2009
481014 P&P/B IN SHEET 1-SIDE<435/297M			882	890
481019 OTH PAPER&PAPERBOARD IN SHEET	229270	1771796	101214	1311680
481022 LIGHT WEIGHT COATED PAPER		2167		13211
481029 OTH LIGHT WEIGHT COATED PAPER	12754	42481	2235	46184
481032 KRAFT PAPER&P/BOARD WT>150G/M2		33265	5428	20963
481039 OTH KRAFT PAPER&P/BOARD BLEACH	5727	67519	6753	55304
481092 OTH PAPER&P/BOARD MULTIT-PLY	632773	4472967	171354	1795953
481099 OTH PAPER&P/BOARD COATED	5888	21282	143	11311
481110 P&P/BOARD,TARRED,BITUMINISED		419		303
481141 GUMMED ADHESIVE PAPER & BOARD	58896	664809	46683	313391
481149 OTH GUMMED/ADHESIVE P&P/BOARD	14026	133475	12976	111500
481151 PAPER&PAPER BOARD PLASTIC COAT		3339		3831
481159 OTH P&P/BOARD PLASIC COAT.	245152	1910689	134552	1284523
481160 P&P/BOARD COATED WAX COVERED.	35083	173695	27421	131546
481190 OTH P&P/B CELLULOSE WADDING	75755	803518	79309	659475
481200 FILTER BLOCK,SLAB OF PAPERPULP	167	14051	46	2759
481390 OTH CIGARET PAPER,BOOKLET/TUBE	39371	543018	47159	552709
481410 "INGRAIN" PAPERS (WALLPAPER).				49
481420 WALL PAPER COVERD WITH GRANITE	4951	25873	112	11222
481490 OTHER WALLPAPER & COVERINGS.	38	5370	6	1650
500100 SILK-WORM COCOONS FOR REELING			3814	23984
500200 RAW SILK (NOT THROWN)	16357	271724	10057	410088
500300 SILK WASTE, YARN WASTE&G-STOCK		9609		756
500400 SILK YARN,NOT RETAIL SALE	49262	800514	80448	838563
500500 YARN SPUN FROM SILK,WASTE NRS	104893	759928	46553	872143
500600 SILK YARN/ YARN SPUN WASTE NRS		343		1012
510111 SHON WOOL GREASY	14099	24171	5623	6002
510119 OTHER GREASY FLEECE WSHED WOOL	34365	176445	55856	185641
510121 SHORN WOOL, DEGREASED		11945		
510129 OTHER DEGREASED WOOL NOT CORBO	15272	48992	11240	53440
510130 CARBONISED WOOL	32449	111362		85405
510219 OTH FINE ANIMAL HAIR KASHMIR		82	165	165
510320 OTH WASTE OF WOOL/ANIMAL HAIR				206
510400 GARNETTED STOCK OF WOOL/A-HAIR		1082	730	1429
510510 CARDED WOOL	12280	84856	24065	91246
510529 OTHER WOOLTOPS&COMBED WOOL	9016	75664	4276	50192
510531 FINE ANIMAL HAIR,CARDED/COMBED		13629	1848	8481
510610 YARN OF CARDED WOOL 85% WT WOL	53739	262817	10506	152301
510620 YARN OF CARDED WOOL<85% W WOL	6175	131191	6229	77557
510710 YARN OF COMBED WOOL<85% W-WOL		42161		35680
510720 YARN OF COMBED WOOL<85%W-WOL	6680	18985	9017	55588
510910 YARN OF WOOL /ANIMAL HAIR 85%>		718		111
510990 OTH YARN OF WOOL / ANIMAL HAIR		1655		269
511000 YARN OF COARSE ANIMAL HAIR.		466		40
520100 COTTON, NOT CARDED OR COMBED.	6318271	79180875	4436727	45763944
520210 YARN WASTE(INCL.THREAD WASTE)	1810	48568		23207
520291 GARNETTED STOCK		211		818
520299 OTHER COTTON WASTE	11969	98941	2788	40580
520300 COTTON, CARDED OR COMBED.		10420	22058	140463
520411 COTTON SEWING THREAD 85%/MORE		223	3	89
520419 OTH COTTON SEWING THREAD 85%>	4359	12163		4392
520420 COTTON SEWING THREAD,RETL SALE	162	498		473
520511 SIN.COT.YAR.U.COM.FIB.D-714.29	7812	162671	32716	142709

Contd.



## 10.11 Imports by Economic Categories (Detail)

(In Thousand Rupees)

ITEMS	MAY.,2011	FROM JUL-2010	MAY.,2010	FROM JUL-2009
520512 S-COT.YARN UCF.D-232.56-714.29	4445	103177		7381
520513 S-COT.YARN UCF.D-192.31-232.56		72307		
520514 S-C. YARN UCF D-125.00-193.31.		26708	3080	8844
520515 S/C YARN UCF.D< 125.00-193.31.		47455	6465	65423
520521 S/C YARN COM.FIB D-714.29/MORE	7549	66409	41134	84823
520522 S/C YARN LF.DX.232.56-714.29		105467	33997	84500
520523 S/C.YARN LF.DX.192.31-232.56			17896	63166
520524 S/C YARN COM.FIB.125-192.31-DX		112342	8774	8774
520526 S/C YARN LF. DX. 106.30-125.		8739		
520527 S/C YARN COM.FIB.106-36-125-DX		59097		6540
520528 S/C YARN COMBED FIB.< 83.33-DX		1891		
520531 MUL/CAB.C/Y.ULF.>714.29DECITEX	16097	78050	21472	46635
520532 MUL/CAB C/Y ULF.232.56-714.29D		13522		17089
520533 MUL/CAB.C/Y ULF.192.31-232.56D				133
520535 MUL/CAB.C/Y UN.COM.FIB<125.DX.	5180	395365	99637	439332
520541 MUL/CAB.C/Y COM.FIB>714.29DX				2297
520542 MUL/CAB.C/Y CF.232.56-714.29DX		4947		21139
520543 MUL/CAB.C/Y CF.129.31-232.56DX	9295	33268		25441
520546 MUL/CAB C/Y C.FIB.106.35-125D				11132
520547 MUL/CAB C.Y CF.83.33-106-38 DX		10175		
520548 MUL/CAB.C/Y COM.FIB.< 83.33.DX	31	123055	55	66656
520611 S/C YARN UN COM. FIB>714.29 DX	9769	134482	8571	57310
520612 S/C YARN UN.COM. FIB.<71429.DX	2989	41542		328
520615 S/C YARN UN.COM. FIB.<125DX.		3605		
520621 S/C YARN COMBED FIBRE 714-29DX		70		5530
520622 S/C YARN COMBED FIB.<714.29DX	5499	10444		
520624 S/C YARN COMBED FIB< 192.31DX				1344
520625 S/C YARN COMBED FIB<125 DX		4301		
520631 MUL/CAB C/Y UNF >14.29 DX	2759	22207	2884	15724
520632 MUL/CAB C/Y UCF<D714.29,232.56		269		1377
520641 MUL/CAB C/Y COM F/B>714.929DX	6465	6465		
520642 MUL/CAB C/Y CF<714.29,232.56D				1
520710 C/Y CON>85 % WT OF COT PER-SAL	18	767	7	1331
520790 OTHER,COTTON YARN PUT UP SALE	57	3818	17	7655
530110 FLAX, RAW OR RETIRED		909		
530129 OTH, FLAX,HACKLED NOT SPUN		9251	1832	9585
530290 OTH,TRUE,HEMP RAW,PROGS N-SPUN		5		
530310 JUTE/OTH TEXT BAST FIB RAW/RET	605640	5739874	422440	4993981
530390 OTH, WASTE OF JUTE&TEXTILE FIB			217	31157
530500 COCONUT,ABACA RAMIE,RAW/PROCE	42420	382161	7490	252916
530610 SINGLE FLAX YARN	2225	24292		26331
530620 MULTIPLE OR CABLED YARN		466		6098
530710 SINGLE,YARN OF JUTE OR OTH FIB	779	35364	2066	104845
530720 MULTIPLE OR CABLED YARN(RAMIE)	5082	70978	8088	82989
530810 COIR YARN	2079	28283	1993	27358
530820 TRUE HEMP YARN				422
530890 OTH, YARN OF OTH VEG TEX FIBRE			1	1
540110 SEWING THREAD SYTHA FILAMENT	84406	524623	61337	433393
540120 SEWING THREAD ARTIFICIAL FILAM	121761	1069364	73454	630021
540211 HIGH TENANCITY YARN OF ARAMIDS	9814	25162		192
540219 OTH HIGH TENANCITY NYLON YARN	399	9401	8863	24674
540220 HIGH TEN YARN OF POLYESTERS	861	78378	6174	84350
540231 FILAMENTS YARN NYLON POLY 50	141517	840306	72185	489710

Contd.

## 10.11 Imports by Economic Categories (Detail)

(In Thousand Rupees)

ITEMS	MAY.,2011	FROM JUL-2010	MAY.,2010	FROM JUL-2009
540232 FILAMENTS YARN NYLON/OTH POLY	9420	121195	8252	83670
540233 FILAMENTS YARN OF POLYESTERS	2176126	18939940	1291708	10651948
540234 TEXTURED YARN OF POLYPROPYLENE	31809	130264	3902	41125
540239 OTH, SYNTHETIC FILAMENTS YARN	55643	512719	57270	333113
540244 OTH YARN SINGLE UN-TWIST/TWIST	290623	2958296	235321	2660430
540245 ELASTOMERIC YARN OF NYLON	47589	918582	73753	648694
540246 ELASTOMERIC YAR,POLY-PARTIALLY		34347	2030	16952
540247 ELASTOMERIC YARN OF POLYESTERS	636195	5406706	510232	4032533
540248 O-ELASTOMERIC OF SPANDEX/LYCRA	4686	38091	1778	15658
540249 OTH,YARN,SINGLE,50 TURNS/MIR	84519	486264	109081	464813
540251 OTH S/Y TWIST>50/M NYLON,POLYA	2312	59668	4964	59875
540252 OTH S/Y TWS>50/M OF POLYESTER	35500	344024	41374	303505
540259 OTH S/Y TWS>50M OF OTH POLYEST	2856	77707	387	4255
540261 OTH Y-MULTIPLE/CAB NYLON/POLYM	28925	225728	15052	146505
540262 OTH Y-MULTI/CAB OF POLYESTER	31258	351495	42596	315789
540269 OTH Y-MULTI/CAB NOT RETAIL SAL	705	83202	9311	100265
540310 HIGH TENACITY YARN OF VISCO		543		922
540331 OTH Y/S UN-TWST VISCOSE RAYON	563788	5811097	573966	4088123
540332 OTH Y/S VIS RAY >120TURNS/MIRS	389924	1917401	128712	1039511
540333 OTH YARN,SINGLE CELLULOSE ACET	16738	54644	495	1297
540339 OTH ARTIF FILAMENT YARN SINGL	96063	764906	65216	368460
540341 OTHER YARN OF VISCOSE RAYON	595	52282		54
540342 OTH YARN,MULTI/CABL CELLU ACET		710		833
540349 OTH ARTI FILAMENT YRN VIS RAYO		38574	7587	22187
540411 ELASTOMERIC SYN-MONOFILAMENT		1654	91	11526
540412 OTH MONOFILAMENT OF POLYPROPYL		16368	3395	18672
540419 OTH SYN MONOFILAMENT OF 67-DEX	8506	76672	9777	57088
540490 OTH SYNTH YARN & SYNTH TEX MAT	11759	127026	13018	105964
540500 ARTIFICIAL MONOFILAMENT67D/MORE		4990		1944
540600 M-MADE FILAMENT YARN RETAIL-SL		36	9	686
550110 SYN FIL TOW NYLON/OOPOLYAMIDES				2857
550120 SYN FILAMENT TOW OF POLYESTERS	28458	71240		1039
550130 ACRYLIC OR MODACRYLIC	317846	2632412	310285	2664445
550140 SYN FILAMENT TOW-POLYPROPYLENE			43	43
550190 SYNTHETIC FILAMENT TOW,N.S.		5500	7122	7122
550200 ARTIFICIAL FILAMENT TOW	391571	3411597	135213	3094450
550311 SYN STAPL FIB OF NY OF ARAMIDS	1439	8657	17462	69391
550319 OTH SYN STSPL FIB NOT CARD/COM	11666	76407	6059	30321
550320 SYN STA FIB POLYESTER N-CRD/CD	1894386	21859841	1506824	10702515
550330 SYN STA FIB ACRYLIC N-CRD/COMD	330302	2235150	93784	1333126
550340 SYN STAFIB POLYPROPYLENE N-C/C		796		518
550390 SYN STAPLE FIB NOT CARDED/COMB	268	42382	4104	43265
550410 ART-STA FIB VIS RAYON N-CRD/CO	1138904	11148689	728965	7408097
550490 OTH ART STAPLE FIB NOT CARDED	151588	1722505	116938	1456272
550510 WASTE SYNTHETIC FIBRES	1701	11675	450	10021
550520 WASTE ARTIFICIAL FIBRES		6220		1231
550610 SYN STA FIB CRD,COM SPIN NYLON		11942	11	10654
550620 SYN STA FIB CRD,COM SPN POLYES	143651	711175	102388	484566
550630 ACRYLIC FIBRES CARDED/COMBED	5761	122144	7461	14694
550690 SYNTHETI FIB CARDED/COMBED NS		2529		127
550700 ARTIFI STAPLE FIB CARDED/COM		1273		617
550810 SEWING THREAD SYN STAPLE FIBRE	694	14186	1456	12918
550820 SEWING THREAD ART STAPLE FIBRE		346	1858	5072

Contd.

## 10.11 Imports by Economic Categories (Detail)

(In Thousand Rupees)

ITEMS	MAY.,2011	FROM JUL-2010	MAY.,2010	FROM JUL-2009
550911 S/Y STA FIB 86% WT NYLON		13307		16409
550912 MULTI CAB YRN SYN FIB NYL 85%W	68755	357159	19181	64631
550921 S/Y SYN STA FIB 85% WT POLYSIR	115561	601313	20370	89247
550922 MULTI STA FIB 85% W POLYESTER	54919	320553	28248	283962
550931 SINGLE YARN85% OR MORE ACRYLIC	70022	357547	58419	242932
550932 MUL/CAB YARN 85% ACRYLIC FIB	16926	163109	11402	100535
550941 SINGLE YARN 85% WT SYN STA FIB		3736		1453
550942 MUL/CAB YARN SYN STA FIB 85%WT		1622		721
550951 O/YRN POLYES STA FIB MIX ARTIF	65193	361545	22614	93785
550952 O/YRN MX WITH WOOL/FINE A-HAIR		68		
550953 OTH YRN OF POLYESTER MIX COTIN	18682	18682		1717
550959 OTH YRN OF POLY STAPLE FIBRE		12885	824	10276
550961 O/YRN OF ACRYLIC S-FIB MX WOOL		3786		
550969 YARN ACRYLIC FIB NOT FOR R-SAL	24498	238803	30200	277886
550991 O/YRN OF SYN S.FIB MIX WOL/HAI		16868		
550992 O/YRN SYN STA FIB MIX COT-NRS				1464
550999 OTH YARN SYN FIB NOT FOR R-SAL	15594	102265	12246	53541
551011 S/YRN ART STA FIB>85% STAPLE-F	2139	49821	8894	20511
551012 MUL/CAB YARN ART STA FIB>85%W				2848
551030 O/YRN ART STA FIB MIX COT-NRS			7572	31245
551090 O/YRN AIT STA FIB<85%ART ATA-F	1856	18975	3658	70650
551110 YARN 85%MORE OF SYN STAP FIBRE				931
551120 YARN<85% BY WT SYN STAP FIBRE			4500	30279
551130 YARN ART STAPLE FIB FOR R/SALE		141		111
560311 N-WOVNS, M-MADE FILA>25G/SQM	19509	219870	6826	168815
560312 N-WOV,M-MAD FIL>25G/SQM>70GSQM	35752	352220	22315	279319
560313 N-WOVNS,M-MAD FIL>70G/SQM>150G	24230	203723	12990	149013
560314 N-WOV,M-MAD FLAME WT>150G/SQM	12001	73029	1333	53950
560391 OTH NONWOVENS, WT>25 G/SQM		1125	1111	2477
560392 OTH N-WOV,WT>25G/SQM>70 G/SQM	4240	22049	1230	26556
560393 OTH,NON WOVEN>70G/SQM>150G/SQM	121	15785	2011	17014
560394 OTH,N-WOVEN WEIGHING>150G/SQM	172537	935624	43492	417870
560410 RUBBER IHREA AND CORD,TEX COVE	9510	49887	26	41744
560490 OTHER,TEXTILE COVERED MATERIAL	17405	86597	6154	58114
560500 METALLISED YARN,TEXTILE YARN	49465	435185	23292	325198
581100 QUILTED TEXTILE PRODUCT PIECE.	2038	12051	1132	9812
590110 TEX FAB.GUM COATED/AMYLAC,SUBS	4045	54283	2117	26104
590190 OTH TRACING CLOTH,BUCKRAM ETC.	19592	222636	31781	183602
590310 TEX.FAB.IMP,COV/LMID PICAL.	119504	788708	49605	338362
590320 TEX.FAB IMP,COATED,POLYURETHAN	145121	1032870	78485	518743
590390 OTH,TEX FAB IMP,LAM, PLASTIC.	118117	1105598	114026	715801
590500 TEXTILE WALL COVERINGS.		240	106	309
590610 ADHESIVE TAPE < 20 CM	3782	20819	3483	28912
590691 RUBBERISED TEX FAB,KNIT/CROCH		16215	2246	18364
590699 OTHER,RUBBERISED TEX FAB,N.S	4330	102411	12298	109625
590700 TEXTILE FABRICS O/W IMPG/COAID	140294	658900	32363	230956
630900 WORN CLOTHING&OTH WORN ARTICLE	952574	9983549	745940	7057341
631010 USED&NEW RAGS,SCRAP,TWINE,ETC	1425	10484	935	3731
631090 USED&NEW RAGS,SCRAP ETC TEXMAT	7049	99686	2948	24048
640610 OTH PARTS OF FOOTWEAR N.S.	19	7882	401	3672
640620 OUTER SOLE/HEEL OF RUB/PLASTIC	7203	60252	1259	41392
640699 PARTS OF FOOTWEAR/OTH MATERIAL	11170	56522	1536	16723
650100 HAT-FORM/BODY,HOODS OF FELT		212		4039

Contd.

## 10.11 Imports by Economic Categories (Detail)

(In Thousand Rupees)

ITEMS	MAY.,2011	FROM JUL-2010	MAY.,2010	FROM JUL-2009
650200 HAT-SHAPE,PLAITE LINED N/TRIM				
700910 REAR VIEW MIRRORS FOR VEHICLES	4998	50967	2775	51421
700991 UNFRAMED GLASS MIRRORS	77599	442102	28215	223844
700992 FRAMED GLASS MIRRORS	4429	33908	3385	25470
701400 SIGNALLING GL-WARE,OPTCAL ELEM	1000	9194	279	3954
701911 SILVER/ROVINGYARN C/STAND=50MM	265	1874		554
701912 ROVINGS	10283	68404	2800	66210
701919 OTH YARN OF GLASS FIBRE/THREAD	3749	24788	2061	61907
710110 NATURAL PEARLS			2	1161
710121 CULTURED PEARLS UNWORKED		183		
710122 CULTURED PEARLS WORKED				446
710210 UNSORTED, (ROUGH) DIAMONDS				9573
710239 OTH NON-IND DIAMOND WORK,N-MOU		87		3190
710310 UN-WORKED/SIMPLY SAWN PRE-STON	4810	16401	443	23083
710391 RUBIES,SAPPHIRE,EMERALD WORKED		365		59
710399 OTH SEMI/PRE STONES WORKED N.S		384		350
710410 PIEZO-ELECTRIC QUARTZ		85		
710420 OTH UN-WORKED SAWN,SYN PRE STO	361	642	51	124
710490 OTH SYN/RECONSTITI SEM/PRE STONE		138		121
710610 SILVER POWDER				99
710691 SILVER UNWROUGHT	1457176	2688641		219858
710692 SEMI-MANUFACTURED SILVER	2832415	3134365	26671	98847
710700 BASE METALS CLAD WITH SILVER	22	22		
711011 PLATINIUM UNWROUGHT/POWDER FORM		6060		
711019 OTH PLATINIUM OTH SEM MFG FORM	532	20721	7	6265
711029 OTH PALLIDIUM OTH SEM MFG FORM		70		511
711100 BASE-M-SILVER/GOLD,CLAD PLINM				389
711299 OTH WASTE/SCRAP PRECIOUS METAL		14599		
730900 RESERVOIRS,TANKS,VATS SIMICONT	77	62374	1482	246865
731010 TANKS,CASKS,DRUMS,CANS,BOX>50	634	32088	18911	197026
731021 CAN,CLOSED BY SOLD/CIMP CAP<50	5692	64371	2395	62580
731029 OTH TANK,CASK,DRUM,BOX CAP<50	7252	206054	15237	285621
731100 CONT COMPRESSED LIQEID GAS IR/S	662058	5107445	448113	3701935
761100 ALUM RESERVOIRS,TANKS VATS ETC		707	6	6392
761210 COLLAPSIBLE TUBULAR CONTA ALUM		13178	122	25497
761290 OTH CASKS,DRUM,CAN,BOXES ALUMI	268045	1309707	33755	628503
761300 ALUM CONT FOR COMP/LIQUE GAS	3106	23345	3122	42485
900110 OPTICAL FIB,OPTI FIB BUNDLES	18957	129724	24502	210291
900130 CONTACT LENSES.	2210	24894	2981	25714
900140 SPECTACLE LENSES OF GLASS.	1340	45648	5677	18030
900150 SPECTACLE LENSES OTH MATERIAL	546	12950	1297	18641
900190 OTH LENSES, PRISMS, MIRRORS	714	24290	3673	28896
900211 OBJETIVE LENSE CAMRA/PROJECTOR	454	2999	105	1369
900219 OTHER OBJETIVE LENSES.	206	8649	317	10909
900220 FILTERS FOR OBJETIVE LENSES	117	2552	276	1374
900290 OTH,MOUNTED OPTICAL ELEMENTS	1965	11014	1134	6073
900311 FRAMS,MOUNTINGS OF PLASTICS	569	22707	1048	7710
900319 FRAM,MOUNTING OF OTH MATERIAL	5503	39040	9346	28940
900390 PART FOR FRAMES&MOUNT SPECATLE	124	1004		3091
900410 SPECTACLES,GOGGLES SUNGLASSES	31263	158415	13778	96022
900490 OTH SPECT,GOGGLE&THE LIKE CORR	3751	28281	1953	135682
900610 CAMERA FOR PREPARE PRINT PLATE				902
900630 CAMERA USED IN UNDERWATE SURVY		19668	901	3401

Contd.

## 10.11 Imports by Economic Categories (Detail)

(In Thousand Rupees)

ITEMS	MAY.,2011	FROM JUL-2010	MAY.,2010	FROM JUL-2009
900651 CAMERA(SLR) FOR FILM WD!>35MM			138	294
900652 OTH CAMERA ROLL FILM WD<35MM			20	211
900653 OTH CAMERA ROLL FILM OF35MM		323	1381	1970
900659 OTH CAMERA PHOTOGRAPHIC		6897	374	32756
900661 DISCHARGE LAM FLASHLIGHT APPAR		591		
900669 OTH PH-GRAPHIC FLASHLIGHT APPA		1485	918	10361
900691 PARTS,ACCE PHOTOGRAPHIC CAMERA	481	3702		7504
900699 O-PART,AC P-GRAPHIC F-LIGH APP	536	12014	187	4433
<b>B. CAPITAL GOODS TOTAL</b>	<b>21821483</b>	<b>216583897</b>	<b>20663704*</b>	<b>186641634</b>
250100 SALT/PURE SODIUM CHLORIDE	2888	27587	1070	21327
250300 SULPHUR OF ALL KINDS	163185	1178798	99236	482430
250410 NATURAL GRAPHITE OF ALL KINDS	12982	114328	10086	105901
250490 OTHER,NATURAL GRAPHITE	22	1534		
250510 SILICA SANDS AND QUARTZ SANDS		5637	987	14835
250590 OTHER NATURAL SANDS	32	6582	206	5538
250610 QUARTZ (O/T NATURAL SANDS)	1290	6255		406
250620 QUARTZITE ROUGHLY TRIMMED		157		
250700 KAOLIN & OTH KAOLIN CLAYS	80869	626006	42942	495451
250810 BENTONITE	4714	121678	6832	83464
250830 FIRE-CLAY		3554		
250840 OTHER CLAYS	10141	53746	5227	45194
250900 CHALK	10058	104582	10702	83453
251110 NATURAL BARIUM SULPHATE	5006	71835	3239	43116
251200 SILICEOUS FOSSIL MEALS	4237	26523	2359	30625
251310 PUMIC STONE W/NOT HEAT TREATED	3280	42760	1145	25024
251320 EMERY,NATURAL CORUNDUM,GARNET	3892	52268	6463	47026
251511 MARBLE/TRAVERTINE,CRUDE ROUGH	6480	45255	13468	36754
251512 MARBLE,TRAVERTINE,MERELY CUT		4731	222	5658
251520 ECAUSSINE/BUILDING STONES ETC		17		1152
251612 GRANITE,MERELY CUT,BY SAWING			3897	3897
251620 SANDSTONE,CRUDE/ROUGHLY TRIMED		1131	603	8227
251690 OTH MONUMENTAL BUILDING STONE	559	559		875
251710 PEBBLES,GRAVEL/CRUSH STONE ETC		129		231
251741 GRANULES,CHIP & POWDER,MARBLE		938		
251749 OTH GRANULE,CHIPPING & POWDER		224		2309
251810 DOLOMITE, NOT CALCINED				5144
251820 DOLOMITE, CALCINED		716		
251830 DOLOMITE RAMMING MAX				431
251910 NAT.MAG.CARBONATE (MAGNESITE)		252		2324
251990 OTH FUSED MAGNESIA,DEAD BURNED	12563	113598	11024	114246
252010 GYPSUM; ANHYDRITE	1658	34533	2528	25689
252020 PLASTERS OF CALCINED GYPSUM	593	1293		112
252100 LIMESTONE FLUX/LIMESTON CEMENT		340		43
252210 QUICKLIME		44		344
252220 SLAKED LIME		1407		3464
252230 HYDRAULIC LIME		7659		
252310 CEMENT CLINKERS		3810		
252329 OTHER PORTLAND CEMENT	8770	53753	9468	12839
252330 ALLUMINOUS CEMENT(CEMENT FONDU)		530		1191

Contd.

## 10.11 Imports by Economic Categories (Detail)

(In Thousand Rupees)

ITEMS	MAY.,2011	FROM JUL-2010	MAY.,2010	FROM JUL-2009
252390 OTHER HYDRAULIC CEMENTS	24567	161822	9128	146244
252490 OTHER ASBESTOS	42026	256090	30323	305911
252520 MICA POWDER	3149	6591		3901
252610 NATURAL STEATITE,NOT CRUSHED	117989	759191	44480	292312
252620 NATURAL STEATITE,CRUSH/POWDER	4789	35511	4531	30887
252890 OTHER NATURAL SODIUM BORATES		85		4174
252910 FELDSPAR				2018
252921 FLUORSPAR<97% CALCIUM FLORIDE				21548
252922 FLUORSPAR>97% CALCIUM FLORIDE	930	1067		191
252930 LEUCITE;NEPHELINE,NEPH SYENITE		453		2034
253010 VERMICULITE,PERLITE CHLORITES	92	1893	346	4072
253020 KIESERIT,EPSOMITE(NAT MAG SULP				564
253090 OTHER,MINERAL SUBSTANCES	41909	472569	28753	305387
260111 IRON ORES,CONCEN,NON-AGGLOMERT	446608	1857839		4324552
260112 IRON ORES CONCEN,AGGLOMERATED				41
260200 MAGANESE ORES & CONCENTRATES		56345		4469
260300 COPPER ORES AND CONCENTRATES				55
260400 NICKLE ORES AND CONCENTRATES				76
260500 COBALT ORES AND CONCENTRATES				81
260600 ALLUMINIUM ORES/CONCENTRATES				1311
260700 LEAD ORES AND CONCENTRATES	2039	11708	703	6913
260800 ZINC ORES AND CONCENTRATES			2129	20862
261000 CHROMIUM ORES AND CONCENTRATES		873	109	3430
261100 TUNGSTEN ORES AND CONCENTRATES				96
261220 THORIUM ORES & CONCENTRATES				162
261400 TITANIUM ORES & CONCENTRATES	343	10885	2394	9969
261510 ZIRCONIUM ORES AND CONCENTRATE		34790	1315	6109
261710 ANTIMONEY ORES AND CONCENTRATE				4729
261790 OTHER ORES AND CONCENTRATES		256	86	86
261800 GRANULATED SLAG M/G IRON,STEEL		4218		2542
261900 SLAG,DROSS OTH WASTE,IRN/STL	6394	96583	2596	70129
262011 HARD ZINC SPELT MAINLY OF ZINC	267	5468		2064
262019 OTH,ASH&RESIDUE C/MAINLY ZINC	269	10111	341	16943
262030 ASH&RESIDUES MAINLY OF COPPER		1434		
262040 ASH&RESIDUE MAINLY OF ALUMNIUM		7027	185	4818
262091 ASH&RESIDUE CONTAIN ANTIMONY		39		
262099 OTH ASH&RESIDUE CANTAIN METAL		602		48
262110 ASH&RESIDUE OF MUNICIPAL WASTE				333
262190 OTH SLAG &ASH,RESIDUES M-WAST				1419
270111 ANTHRACITE NOT AGGLOMERATED		919	119	1330
270112 BITUMINOUS COAL,NOT AGGLOMERAT				2472
270119 OTHER COAL,NOT AGGLOMERATED	1836842	40439789	3005192	31701231
270120 BRIQUETTES SIMILAR SOLID FUEL	38	312	9	430
270210 LIGNITE NOT AGGLOMERATED		16997		3002
270300 PEAT INCLPEAT LITTER	367	367	23	1116
270400 COKE/SEMI OF COAL,RETORT CAREN	210426	2318115	225124	2718758
270600 TAR FROM COAL/LIGNITE/PEAT ETC	2767	39571		18517
270710 BENZOLE (BENZENE)				1255
270720 TOLUOLE (TOLUENE)		5411	1376	54758
270730 XYLELE (XYLENES)	123938	1308103	275631	1054891
270750 OTH STOCK FOR CARBON BLACK	80547	280893	47597	133999
270791 CREOSOTE OILS		2330		4459
270799 OTH OIL /PROD DISTILION COALTAR	166271	1446372	103614	979312

Contd.

## 10.11 Imports by Economic Categories (Detail)

(In Thousand Rupees)

ITEMS	MAY.,2011	FROM JUL-2010	MAY.,2010	FROM JUL-2009
271019 KEROSENE,INCL KER.TY. JET FUEL	1446276	6149761	337370	4549417
271210 PETROLEUM JELLY	6600	151368	21833	172168
271220 PARAFIN/WAX,CONT WT<0.75%OIL	11843	214777	5570	139081
271290 OTH PETROLEUM WAX ETC	20415	198241	2642	157601
271410 BITUMEN OIL SHALE & TAR SANDS		22		
271490 OTH BITUMEN & ASPHALT NATURAL.	1694	8334	1725	4061
271600 ELECTRICAL ENERGY			1223625	1223625
280110 CHLORINE		202	126	876
280120 IODINE	11666	115329	23712	141160
280130 FLOURINE, BROMINE				156
280200 SULPHUR,SUB/PRE COLLI.SULPHUR	1402	8077	952	5207
280300 CARBON(INCL CARBON BLACK)NES	36935	344736	20618	445795
280410 HYDROGEN.	162	2949	409	5408
280421 ARGON	4936	61555	6280	82677
280429 OTHER, RARE GASES.	6053	80488	5411	82565
280430 NITROGEN	330	7014	159	4489
280440 OXYGEN		2478	32	1775
280450 BORON, TELLURIUM		3		
280461 SILICON CON & 99.99% BY WEIGHT		20783	3885	25526
280469 OTHER SILICON	1222	23415	394	24128
280470 PHOSPHORUS	6635	58527	6743	55042
280480 ARSENIC	1606	1606	1548	4808
280490 SELENIUM	1549	67769	12495	43688
280511 SODIUM		16		5
280512 CALCIUM		82		30
280519 OTHER ALKALI METALS		334	346	560
280530 RARE-EARTH METAL NS				4
280540 MERCURY		49		25950
280610 HYDROGEN CHLORIDE (HCL ACID)	405	1057	191	1430
280620 CHLOROSULPHURIC ACID		38		23
280700 SULPHURIC ACID; OLEUM	90	3751	106	2515
280800 NITRIC ACID;SULPHONITRIC ACIDS	13786	121424	9887	109457
280910 DIPHOSPHORUS PENTAOXIDE		657	164	2483
280920 PHOSPHORIC/POLPHOSPHORIC ACIDS	2856770	20310754	768594	13609479
281000 OXIDES OF BORON;BORIC ACIDS	15534	146112	12926	152331
281111 HYDROGEN FLUORIDE		3721		10051
281119 OTHER INORGANIC ACIDS.	782	86697	1638	67995
281121 CARBON DIOXIDE		409		1889
281122 SILICON DIOXIDE (SILICA)	35905	526117	24165	392637
281129 OTH INORGANIC OXYGEN COMPOUNDS	3067	17113	3140	22860
281210 CHLORIDES AND CHLORIDE OXIDES			2	336
281290 OTH HALIDE/HALIDE OXIDES	2073	7849	1905	7314
281390 OTH SUPHIDE OF NON-METALS		7		
281410 ANHYDROUS AMMONIA		54		
281420 AMMONIA IN AQUEOUS SOLUTION	61	1304	3	1085
281511 SODIUM HYDROXIDE SOLID	3942	73339	8679	210157
281512 SODIUM HYDROXIDE AQUEOUS SOL		9508		51081
281520 POTASSIUM HYDROXIDE (CAUSTIC)	15948	127589	5498	75833
281530 PEROXIDES OF SODIUM/POTASSIUM	25	43		59
281610 HYDROXIDE/PEROXIDE OF MAGNESUM	3122	26750	308	29396
281640 STRONTIUM,OXIDE,H-OXIDE,PEROXI		21	9	752
281700 ZINC OXIDE;ZINC PEROXIDE	23284	149434	7637	136052
281810 ARTIFICIAL CORUNDUM NOT DEFIN	1409	23800	3336	30224

Contd.

## 10.11 Imports by Economic Categories (Detail)

(In Thousand Rupees)

ITEMS	MAY.,2011	FROM JUL-2010	MAY.,2010	FROM JUL-2009
281820 ALUMINIUM OXIDE O/T ARTIFICIAL	17158	136582	4099	103714
281830 ALUMINIUM HYDROXIDE	30325	288939	25529	286082
281910 CHROMIUM TRIOXIDE	30688	151301	9169	126570
281990 OTH,CHROMIUM OXIDES&HYDROXIDE	1552	9199	2445	15121
282010 MANGANESE DIOXIDE	5659	63326	4684	52442
282090 OTHER, MANGANESE OXIDES	1191	3580		2360
282110 IRON OXIDES AND HYDROXIDES	40013	327925	45184	293740
282120 EARTH COLOURS		675		
282200 COBALT OXIDE & HYDROXIDE	1303	31767	309	16265
282300 TITANIUM OXIDES.	103	401496	94148	828131
282410 LEAD MONOXIDE(LITHARGE,MASICOT		6134	537	2716
282490 OTHER, LEAD OXIDES		1861		3233
282510 HYDRAZINE, YDROXYLAMINE SALT	7408	19272	4331	39112
282520 LITHIUM OXIDE AND HYDROXIDE	2837	7018		12829
282530 VANADIUM OXIDES AND HYDROXIDES	1382	1399		8938
282540 NICKEL OXIDES AND HYDROXIDES		969		345
282550 COPPER OXIDES AND HYDROXIDES		1815		2230
282560 GERMANIUM OXID/ZIRCONIUMDIOXID		69		
282570 MOLYBIDENTIUM OXIDES/DIOXIDES				140
282580 ANTIMONY OXIDES	24254	84058		44468
282590 OTH INORGANIC BASE/METAL OXIDE	1299	17507	23	15390
282612 FLOURIDES OF ALUMINIUM		645	622	3055
282619 OTHER, FLOURIDES	1662	35916	3317	27619
282630 SODIUM HEXAFLOROALUMINATE		2088	49	461
282690 OTHER, COMPLEX FLUORINE SALTS	2609	17392	805	8577
282710 AMMONIUM CHLORIDE	4097	30856	5219	36848
282720 CALCIUM CHLORIDE	9451	56584	4249	45078
282731 CHLORIDES OF MAGNESIUM	770	16895	806	13890
282732 CHLORIDES OF ALUMINIUM	1337	4159	219	2552
282735 CHLORIDES OF NICKEL	6055	17965	1705	12645
282739 OTHER CHLORIDES:	17358	189848	5423	101251
282741 CHLORIDE OXIDE/HYDROXIDE COPER				4
282749 OTH CHLORIDE OXIDE/HYDROXIDES	369	3363	379	1610
282751 SODIUM POTASIUM BROMIDES		22021		15234
282759 OTH BROMIDE/BROMIDE OXIDE	7418	17045	1143	18043
282760 IODIDES AND IODIDE OXIDES	2291	10817	2233	13576
282810 COM CAL HYP (BLEACHING POWDER)		2131		858
282890 OTH HYPOCHLORITES/HYPOBROMITES	2448	22058		21296
282911 CHLORATES OF SODIUM	1433	3177		1144
282919 OTH CHLORATES/PERCHLORATES	33429	400319	41891	354419
282990 OTH BROMATES/PERBROMATE/IODATE		33548	213	29752
283010 SODIUM SULPHIDES	128295	741714	89290	646501
283090 OTH, SULPHIDES, POLYSULPHIDES	5	15813	22627	43213
283110 SODIUM DITHIONITE, SULPHOXYLATE	41281	787956	61950	681832
283190 OTH DITHIONITE & SULPHOXYLATE	81806	523425	8760	446532
283210 SODIUM SULPHITES(NEUTRAL)	16212	328924	26417	335762
283220 OTHER SULPHITES	11	8758	898	6792
283230 THIOSULPHATES	625	4298	2810	7274
283311 DISODIUM SULPHATE	65001	457145	30421	334503
283319 OTHER SODIUM SULPHATES	6509	319112	8239	208095
283321 MAGNESIUM SULPHATE(EPSOM SLATE	2745	21571	1056	10030
283322 SULPHATES OF ALUMINIUM	1641	25785	4074	37935
283324 SULPHATES OF NICKLE	18131	61944		19474

Contd.



## 10.11 Imports by Economic Categories (Detail)

(In Thousand Rupees)

ITEMS	MAY.,2011	FROM JUL-2010	MAY.,2010	FROM JUL-2009
283325 SULPHATES OF COPPER	14636	134350	7191	57799
283327 SULPHATES OF BARIUM	3017	53762	5607	32083
283329 OTHER SULPHATES	167821	722344	199396	738664
283330 ALLUMS	117	239	221	519
283340 PEROXOSULPHATES (PERSULPHATES)	3996	26464	4390	30214
283410 NITRITES	4470	53518	2747	57196
283421 NITRATES OF POTASSIUM	13873	52745	3975	42638
283429 OTHER, NITRATES	4632	39332	2297	26318
283510 PHOSPHINATES & PHOSPHONATES		15573	367	22160
283522 PHOSPHATES OF MONO-OR DISODIUM	9285	77580	7109	51053
283524 PHOSPHATES OF POTASSIUM	866	22814	33	15697
283525 CALCIUM HYDROGEN-ORTHOPHOSPHAT	31372	204571	6429	130175
283526 OTH CALCIUM PHOSPHATE (PURE)	128296	505374	7113	329207
283529 OTHER, PHOSPHATES	3482	88091	13493	95316
283531 SODIUM TRIPHOSPHATE	67380	1058904	96331	1082206
283539 OTHER, POLYPHOSPHATES	18885	123675	11563	103656
283620 DISODIUM CARBONATE NATURAL	85801	530163	42201	463550
283630 SODIUM HYDROGEN CARBONATE	8683	79093	2346	38433
283640 POTASSIUM CARBONATE	1780	172765	2863	206653
283650 CALCIUM CARBONATE	16996	153581	9712	148343
283660 BARIUM CARBONATE	24526	110219	638	121418
283691 LITHIUM CARBONATE	147	2878	1853	6165
283699 OTHER, CARBONATES	18554	255909	17584	272737
283711 CYANIDES OF SODIUM		56492	7439	64866
283719 OTH CYANIDE/OXIDES	98	3412		3723
283720 COMPLEX CYANIDES	444	1292	56	872
283911 SODIUM METASILICATES		15660	1953	10066
283919 OTHER, SILICATES		8090		9603
283990 OTHER, METAL SILICATE	6265	32754	638	23939
284011 SODIUM TETRABORATE ANHYDROUS				2
284019 OTH DISODIUM TETRABORAT(REFINE)	25342	167777	29042	177432
284020 OTHER, BORATES	8523	39909	1867	9993
284030 PEROXOBORATES (PERBORATES)	12825	68502		50287
284130 SODIUM DICHROMATE	7783	280322	30121	329589
284150 OTH CHROMATE DI/PER CHROMATES	14	25284	758	9769
284161 POTASSIUM PERMANGANATE	4247	24260	3063	11366
284169 OTH MANGANITE MANGANATE/PERMANGAN				119
284170 MOLYBDATES	424	2357	113	3003
284190 OTH,SALT OXOMETALIC/PEROX ACID	16	4520	150	1364
284210 DOUBLE OR COMPLEX SILICATES.	9857	93950	1388	58527
284290 OTHER SALTS OF INORGANIC ACIDS	303	23678	412	18033
284321 SILVER NITRATE.		45481	5428	50269
284329 OTHER,SILVER COMPOUNDS	7280	12112		510
284390 OTHER COMPOUNDS,AMALGAMS		2420	3932	9486
284410 NATURAL URANIUM, ITS COMP ALLOY		757		16048
284430 URANIUM DEPLET THORIUM IT COMP		1474		2572
284440 RADIOACTIVE EL/ISOTOP COMP ALY	22294	200079	8056	161931
284510 HEAVY WATER(DEUTERIUM OXIDE)		153		
284590 OTH ISOTOPE & THEIR COMPOUNDS		2504		685
284610 CERIUM COMPOUNDS.		1455	223	1127
284690 OTH RARE EARTH METAL COMPOUNDS	35	1392	29	290
284700 HYDROGEN OXIDE SOLID WITH UREA	14017	380924	38920	518202
284800 PHOSPHIDES,CHEMICALLY DEFINED		876		106

Contd.

## 10.11 Imports by Economic Categories (Detail)

(In Thousand Rupees)

ITEMS	MAY.,2011	FROM JUL-2010	MAY.,2010	FROM JUL-2009
284910 CALCIUM CARBIDES	132422	622401	81476	475607
284920 SILICON CARBIDE	1684	41618	2043	35936
284990 OTHER CARBIDE			33	41
285000 HYDRIDE,NITRIDE,AZIDE,BRMD ETC	1022	5182		5588
285200 COMP INORG/ORGANIC OF MERCURY	1607	15876	10	14593
285300 OTH INORGANIC COFM AMALGAMS	307	7912	33	1587
290911 DIETHYL ETHER		257		436
290919 OTHER, ACYCLIC ETHER	434	97662	6322	74523
290920 CYCLANIC,CYC ETHER HALOGEN DER		1066		1090
290930 AROMATIC ETHER HALOGEN SULPH'T	1556	103442	1885	37995
290941 2,2-OXYDIETHANOL(DIETHYL GLYCL	29566	538735	17794	329505
290943 MONOBUTYL ETHER,ETHYLEN GLYCOL	1397	66887	3638	48400
290944 MONOALKYL ETHER,ETHYLEN,GLYCOL	23808	488500	16378	298996
290949 OTH,ETHERS THEIR DERIVATIVES	14337	96578	2729	120374
290950 ETHER-PHENOLS,ETHERALCH PHENOL	701	14680		5174
290960 ALCH PEROXID,ETH PEROXID,KETON	13499	143972	12900	104333
291010 OXIRANE (ETHYLENE OXIDE)		8785	1589	10386
291030 1-CHLORO-2,3-EPOXYPROPANE		7184		
291090 OTH,EPOXIDE,EPOXYALCH,EPOXYPHL	1001	2891		4688
291100 ACETAL HEM/ACETAL,OXYFUNC HEL	313	737	220	609
291211 METHANE WITHOUT OTH OXYGN FUNC		37656		7067
291212 ETHANE WITHOUT OTH OXYGEN FUNC		3891	2504	2661
291219 OTH,ACYCLIC ALDEHYD W/O OTHOXY	9867	119059	13382	138688
291221 BENZALDEHYDE W/O OTH OXY FUNC	3485	25511		10826
291229 OTH CYCLIC ALDEHYD W/O OXY FUNC	2160	23278	9456	45373
291230 ALDEHYDE-ALCOHOLS	8977	19498	5721	15931
291241 VANILLIN(4-HYDROXY-3-METHOXYBZ	7037	75926	20409	77637
291242 ETHYLVANILIN(3-ETHOXY-4HYDROXY		31086	3174	17429
291249 OTH ALDEHYDE-ETHER/PHENOL/OXYG	97	1481	58	3174
291260 PARAFORMALDEHYDE	6052	32444	984	27081
291300 HALOGEN,SULPHONAT,NITRAT DERV	5	124		2209
291411 ACETONE	21509	88851	5694	54236
291412 BUTANONE(METHYL ETHYL KETONE)	14508	427882	27595	348260
291413 4-METHYLPENTAN-2-ONE	4127	45382		10556
291419 OTH,ACYCLIC KETONE W-OUT OXY-F	16	3832	112	3213
291421 CAMPHOR		6077		6243
291422 CYCLOHEXANONE,METHYLCYCLOHEXON	4960	89839	8574	72719
291423 IONONES AND METHYLIONONES	886	8500		2660
291429 OTH,CYCLANIC ETC W/O OTHOXYGN	6298	11568	697	12452
291431 PHENYLACETONE(1-PHENYLPROPAN-2	494	1324		699
291439 OTH,AROMATIC KETONE W/O OXYGEN	27	4577	93	2630
291440 KETONE-ALCOHOL KETONE-ALDEHYDE	5281	82191	2245	43331
291450 KETONE-PHENOL/KETONE W/O OXYGN	5353	24331	1907	17440
291461 ANTHRAQUINONE		6462		7571
291469 OTHER QUINONES	2641	31138	48	27547
291470 HALGENAIDED,SULPHONATED,DERIVA	20	2249		613
291910 TRIS(2,3-DIBROMOPROPYL)PHOSPHA		2		
291990 OTH PHOSPHORIC ESTER/SALT/DERI	13965	83273	5323	35415
292011 THIOPHOSPHORICESTERS, DERIVATI				854
292019 OTH THIOPHOSPHORICESTERS, DERI		3		
292090 OTH ESTER OTH INORGANIC ACID	16510	60897	1870	18513
292111 METHYLAMINE,DI/TRI & ITS SALT	10007	117846	12233	73653
292119 OTH ACYCLIC MONOAMIN/DERV/SALT	4124	32729	11604	41602

Contd.

## 10.11 Imports by Economic Categories (Detail)

(In Thousand Rupees)

ITEMS	MAY.,2011	FROM JUL-2010	MAY.,2010	FROM JUL-2009
292121 ETHYLENEDIAMINE AND ITS SALTS	12562	55402	6423	86379
292122 HEXAMETHYLENEDIAMINE/ITS SALTS	2565	5538	1415	3468
292129 OTH ACYCLIC POLYAMIN/DERV/SALT	5498	37454	10286	29058
292130 CY-CLANIC, LENIC LOTERPENI/SALT	1447	35497	1478	39814
292141 ANILINE AND ITS SALTS	13	8948	577	10612
292142 ANILINE DERIVATIVES/ITS SALT	13140	240897	19038	225692
292143 TOLUIDINE/ITS DERIVATIV/SALT	1149	52249	3340	39602
292144 DIPHENYLAMINE/ITS DERIV/SALT		2595	1221	7603
292145 1,2-NAPHTHYLAMINE/ITS DERIVATE	15993	72633	450	28925
292149 OTH, AROMATIC MONOAMIN DER/SALT	21823	200379	28386	228903
292151 O, M, P-PHENYLENE, DIAMINE SALT	162072	544933	23959	359778
292159 OTH AROMATIC POLYAMIN DER/SALT	2630	120646	8896	120531
292211 MONOETHANOLAMINE AND ITS SALTS	2889	58427	751	75141
292212 DIETHANOLAMINE AND ITS SALTS	2312	56280	3419	48931
292213 TRIETHANOLAMINE AND ITS SALTS	167	34032	4588	34688
292214 DEXTROPROPOXYPHENE&ITS SALTS		14220		2572
292219 OTH AMINO-ALCH ETHER/ESTR/SALT	65021	717560	53416	875256
292221 AMINOHYDROXYNEPHLENE ACID/SALT	30738	310296	15723	370479
292229 OTH AMINO NAPIHOL/PHENOL ETHER	45890	427894	8243	221959
292231 AMINO ALDEHYDES AMINO KETONES				433
292239 OTH AMINO ALDEHYDES	1358	19786	795	12091
292241 LYSINE/ITS ESTER SALT THEREOF	370766	2259570	6070	1172814
292242 GLUTAMIC ACID AND ITS SALTS	59126	745438	49702	646689
292243 ANTHRANILIC ACID AND ITS SALTS		841	281	1122
292249 OTH AMINOACID/ESTER O/T OXYFUN	149335	1828501	118202	1427525
292250 AMINO-ALCHL/ACIDPHENOL/IT COMP	167478	956892	52669	678734
292310 CHOLINE AND ITS SALTS	2531	36577	439	27011
292320 LECITHIN/OTH PHOSPHOAMINOLIPID	18526	169954	4237	102413
292390 OTH QU-AMMONIUM SALT/HYDROXID	25308	198077	18112	199128
292411 MEPROBAMATE (INN)		1263		2835
292412 FLUOROACETAMIDE(ISO)MONOCROTO		1		101
292419 OTH AMIDE COMP, CARBONIC ACID	37154	540927	42381	448448
292421 UREINES/DERIV/SALT THEREOF	1142	75473	8627	73753
292424 ETHINAMATE (INN)		369		
292429 OTH CYCLIC AMIDE DERIV/SALTS	239399	1829612	84145	1453784
292511 SACCHARIN AND ITS SALTS	7833	191746	20767	271811
292512 GULTETHIMIDE (INN)				139
292519 OTH IMIDE/DERIV/SALT THROF		8092	244	7140
292521 CHLOIMEFORMRD (ISO)		647		10
292529 DIPHENYL-GUANIDINE	55674	305697	61705	332537
292610 ACRYLONITRILE	6791	47901	10714	36833
292620 1-CYANO GUANIDINE (DICYANDIAMIDE)	2605	27923	3955	23489
292630 FENPROPOREX (INN)& SALTS				7
292690 OTH, NITRILE-FUNCTION COMPOUNDS	428887	3331222	690589	3675175
292700 DIAZO-, AZO-/AZOXY-COMPOUNDS	3214	108442	1952	76384
292800 ORGANIC DERV, HYDRAZIN/HYDOXY	3756	64106	500	55430
292910 ISOCYANATES W-NITROGEN FUNCTIO	228874	2379250	256869	2632904
292990 OTH COMP WITH OTH NITROGN FUNC	14740	184302	31313	223355
360100 PROPELLENT POWDERS.	33815	57037		
360200 PREP EXPLOSIVE O/T POWDER		87207	73895	95007
360300 SAFETY FUSES DETONATING FUSES	26035	161539	166	220609
381600 REFRACTORY CEMENT, MORTARS, CONS	58777	367298	49229	533376
401110 NEW PNEUM TYRES FOR MOTOR CARS	164954	1828871	84043	1125659

Contd.

## 10.11 Imports by Economic Categories (Detail)

(In Thousand Rupees)

ITEMS	MAY.,2011	FROM JUL-2010	MAY.,2010	FROM JUL-2009
401120 NEW PNEUM TYRES FOR BUS/LORRY	1220743	12236784	767206	6978253
401130 NEW PNEUM TYRES RUB AIRCRAFTS		53404	2927	59087
401140 NEW PNEUM TYRE RUBB MOTORCYCLE	9456	128491	12705	155368
401150 NEW PNEUM TYRE RUBB BICYCLES	4776	31954	1774	16179
401161 TYRE AGRICULTURE VEH/MACHINE	71933	772448	68598	769302
401162 TYRE INDUSTRIAL VEH=61 CMS		2329		5386
401163 TYRE INDUST/CONS VEH>61 CMS	3586	25336		10917
401169 OTHER TYRE HERRING BONE		1240	53	16117
401192 OTHER TYRE AGRICULTURE/MACH	5405	86004	8061	89078
401193 OTH TYRE INDUSTRIAL VEH=61 CM	653	26881	1895	22383
401194 OTH TYRE INDUSTRIAL VEH>61 CM	8666	91659	3022	149707
401199 OTH TYRE NEW PNEUMATIC RUBBER	12471	173546	18572	188482
401211 RETREATED TYRES FOR MOTORCARS	5	749	356	912
401212 RETREATED TYRE FOR BUSES/LORRY				8
401213 RETREATED TYRE FOR AIRCRAFTS	5315	72985	11743	84057
401219 OTHER RETREATED TYRE OF RUBBER	586	7052		1319
401220 USED PNEUMATIC TYRES OF RUBBER		918	24	149
401290 OTH USED PNEUMATIC TYRE RUBBER	4420	19316	510	9807
401310 INNER TUBES,OF MOTOR CAR/BUSES	8868	100915	9881	113229
401320 INNER TUBES FOR BICYCLES	3286	22014	37	13797
401390 OTHER INNER TUBES,OF RUBBER	10614	101753	16327	127209
420500 OTH ART LEA/COMP LEA TECHNICAL	1683	17589	3129	24726
440310 WOOD TRET WITH PAINT,STAIN ETC	5677	144451	33994	237632
440690 OTH RAILWAY SLEEPERS OF WOOD				44
440710 CONIFEROUS WOOD SPECI SAW/CHIP		1869	713	64574
440721 MAHOGANY (SWIETENIA SPP) TROP				1527
440722 VIROLA, LMBUIA AND BALSA TROPI		24		
440725 TROPICAL WOOD DARK RED MERANTI	14392	70017	1323	26457
440726 TROPICAL WOOD WHITE LAUAN ECC	11415	162008	3280	192388
440727 SAPELLI	476	1089		
440728 LROKO				107
440729 OTH TROPICAL WOOD NON-CONF SAW	262119	2236814	214397	1626117
440791 OAK WOOD,SWAN/CHIPPED LEN WISE		2853	1850	4590
440792 BEECH WOOD SWAN/CHIPPED L/WISE		65423	3145	13900
440793 OTH TROPICAL WOOD OF MAPLE				1158
440795 OTH TROPICAL WOOD OF ASH	24868	243279	15486	37649
440799 OTH WOOD NON-CONF.SPECIES	146911	857207	95063	633761
440910 WOOD CONIFEROUS SPECIES SHAPED				318
440921 WOOD NON-CONIFEROUS OF BAMBOO		755		6485
440929 OTHER NON-CONIFEROUS WOOD	1370	9232	1061	18545
441810 WINDOWS FRENCH WINDOWS & FRAME	10	1389		384
441820 DOORS FRAMES AND THERSHOLDS	738	61242	1589	106441
441840 SHUTTERING FOR CONCRETE C/WORK	725	1430	586	1240
441872 OTH MULTILAYER FLOORING PANELS				210
441879 OTH ASSEMBLED FLOORING PANELS	2093	12037	786	6754
441890 OTH BUILDERS JOINERY/CARP WOOD	12417	77955	7704	72912
560110 SANITARY TOWELS & NAPKIN ETC	6074	48270	37	2411
560121 OTH ARTICLES OF COTTON WADDING	661	4178	474	2281
560122 OTH WADDING OF MAN-MADE FIBRES	3450	5698		802
560129 OTHER, WADDING ARTICLES	8519	28342	1628	9859
560130 TEXTILE FLOCK,DUST & MILL NEPS	537	30230	520	31480
560721 BINDER/BALER TWINE OF SISAL				4
560729 OTH, TWINE, CORDAGE, ROPE&CABLE	303	9807	777	4069

Contd.

## 10.11 Imports by Economic Categories (Detail)

(In Thousand Rupees)

ITEMS	MAY.,2011	FROM JUL-2010	MAY.,2010	FROM JUL-2009
560741 BINDER/BALER TWINE OF POLYTHNE	765	24276	2166	23815
560749 OTH TWINE,CORDAGE,ROP,CAB POLY	4035	29936	5086	26362
560750 TWINE,CORDAGE,ROPE,OTH SYN FIB	6675	31879	3914	28720
560790 OTH,TWINE,CORDAGE,ROPE & CABLE	2222	21328	2127	13823
560811 FISHING NETS MAN-MADE TEX MAT	33628	298782	23443	256883
560819 OTH, MADE UP NETS OF TEX MAT	29331	135324	10906	69569
560890 OTH,NOTTED NETS/NETTING ROPE	18324	407313	2404	440951
560900 ARTICLES OF YARN,STRIP ROPE	520	3713	1697	4797
590800 TEX WICKS,WOVEN,LAMP,LIGHIERS	15	5524		1971
591110 TEX FAB,FELT & FELT-LINED FAB.	16761	178557	16491	197392
591120 BOLTING CLOTH,WHET/NOT MADE UP	5471	47081	3052	41015
591131 TEX FAB & FELTS,< 650G/SQM .	4277	90740	5941	97230
591132 TEX FAB & FELTS,>0650G/SQM .	17114	240012	40090	270529
591140 STRAINING CLOTH USEDOIL PRESS	687	2537	363	2167
591190 OTH, TEX PRODUCTS/ ARTICLES,	14326	173501	5650	165988
680100 ARTICLE OF STONE PLAS CEMET	1344	2186		
680210 TILES CUBES AND SIMILAR ARTICL		9254		5437
680221 OTH MONUMENTAL BUILD STONE/ART	8140	112174	9633	103679
680223 GRANITE	52643	400025	39573	397702
680229 OTHER STONE		248		1597
680291 OTH MARBL TRAVERTIN&ALABASTER		3202		7677
680293 OTHER GRANITE	1431	34874	1862	15386
680299 OTHER STONE	537	1762	246	2448
680300 WORKED SLATE/ARTICLE OF SLATE		764		768
680710 ARTICLE OF ASPHALT IN ROLL	2594	21717	1984	19416
680790 OTH ARTICLE OF ASPHALT MATERL	535	5492		1887
680800 PANELS,BOARDS,TILES BLOCKS ETC	1239	22046	146	10732
681140 ARTICLES CONTAINING ASBESTOS	391	516		10
681181 CORRUGATED SHT NOT CON ASBESTO		906		
681182 O-SHT,PANEL,TILES,NOT CON ASBE	3161	107084	63634	297081
681183 TUBE,PIPE&FITTING NOT CON ABEST		42		
681189 OTH ARTICLES NOT CON ASBESTOES		41547		3028
690100 BRICK , TILE OF SILI FOSSIL		6086	1611	25175
690210 REF BRICK,TILE>50%MG,CA	196	454979	68475	841236
690220 CERAMIC>50%SILICA,ALUM	23406	192991	59877	751592
690290 OTH REFERECTORY BRIK/BLOK TILE	61353	153079	5074	183784
690490 OTH C/FLOORING BLOCKS F/TILE	330	90633	82608	248637
690510 ROOFING TILES	7682	62097		66492
690590 OTH CHIMNEY-POTS,COWLS,ETC.		83	9333	9425
690600 CERAMIC PIPES CONDUITS&FITTING	55	2237		9279
690710 TILES CUBES ETC W/N RECT<7CM	29883	170483	1732	190689
690790 OTH,UNGLAZED CERAMICS	80439	656779	65456	524982
690810 TILES CUBES AND SIMILAR ARTICL	37305	60521	1373	7447
690890 OTH GLAZED CERAMICS WALLTILES	288672	2561535	175183	2361508
700100 CULLET AND OTH WAST&SCRAP,GLAS		3000		4
700210 BALLS IN GLASS UNWORKED	1107	11752		5153
700220 RODS IN GLASS UNWORKED		62		15
700231 TUBE,FUSED QUARTZ/SILICA,UNWOR		233	54	386
700232 TUBE OF OTH GLASS UNWORKED		2208		
700239 OTHER, TUBES IN GLASS	48369	349131	24546	228964
700312 NON-WIRED SHEETS COLOURED,FLAS	824	28652	985	17988
700319 OTH NON WIRED SHEETS OF GLASS	6921	28241	1214	71351
700320 WIRED SHEETS GLASS	9511	163482	10142	57973

Contd.

## 10.11 Imports by Economic Categories (Detail)

(In Thousand Rupees)

ITEMS	MAY.,2011	FROM JUL-2010	MAY.,2010	FROM JUL-2009
700330 PROFILES OF GLASS		739		
700420 GLASS COLOURED OPACIFIED FLASH		756		916
700490 OTHER GLASS	5824	59394	986	35154
700510 NON-WIRED GLASS HAVE ABSORBENT	49668	325945	7232	171201
700521 NON-WIRED GLASS COLOURED,OP/FE	23085	198707	16890	147222
700529 OTHER, NON-WIRED GLASS	20003	299553	21583	141970
700530 WIRED GLASS				364
700600 GLASS BENT, EDGE-H-70.03,04,05	1994	15570	586	5190
700711 THOUGHENED SAFTY GLASS FOR VES	23625	334174	33720	318300
700719 OTH THOUGHENED SAFTY GLASS	578	19587	3047	54973
700721 LAMINATED SAFTY GLASS VEH/VESL	23280	146769	40053	132495
700729 OTHER, LIMINATED SAFETY GLASS	23	14756	2587	123690
700800 MUL-WALLED INSULATE UNIT GLASS	839	30559	1281	6955
701110 FOR ELECTRIC LIGHTING	714	4211	117	17185
701190 OTHER, GLASS ENVELOPES	136	2531	348	1028
701510 GLASS FOR CORRECTIVE SPECTACLE	294	4343	1418	6655
701590 OTH CLOCK/WATCH/NON-CORREIVE	236	2879	409	2104
701690 OTH PAVING BLOCKS/SLABS/BRICKS	48561	70963	2945	20793
701931 GLASS MATS	18859	281829	10064	217415
701932 THIN SHEETS (VOILES)	18339	233834	18880	145414
701939 OTH WEBS,MATTRESSES,BOARD ETC	47163	291139	19912	226839
701990 OTH ARTICLES OF GLASS FIBRES.	12179	166445	9004	143631
710229 OTH IND DIAMONDS O/WISE WORKED				5735
710510 DUST AND POWDER OF DIAMONDS	70	75		3924
720110 NON-ALLOY PIG IRON<0.5% PHOSP	33089	430141	47906	576181
720120 NON-ALLOY PIG IRON>0.5% PHOSP	2764	174638	26887	86446
720211 FERRO-MANGANESE CONT 2% CARBON	43852	591483	98305	573853
720219 OTH FERRO-MANGANESE	3524	228600	7304	289259
720221 FERRO-SILICON CONT >55% SILICON	64645	396841	62745	427995
720229 OTH FERRO-SILICON	10243	60652		38239
720230 FERRO-SILICO-MANGANESE	118716	1286055	144206	915088
720241 FERRO-CHROMIUM CONT >4% CARBON	2159	18357	2178	46549
720249 OTH FERRO-CHROMIUM		24126	803	11162
720260 FERRO-NICKEL		687		
720270 FERRO-MOLYBDENUM	1160	20768		9651
720280 FERRO-TUNGSTEN&FERRO-SIL-TUNGS		1446		1147
720292 FERRO-VANADIUM		2923		6338
720293 FERRO-NIOBIUM		5586		4163
720299 OTHER FERRO-ALLOYS		40375	49665	99454
720310 FEROUS PROD BY DIR RUD IRONORE		14878		
720390 OTH FERROUS PRODUCTS	1332	3712		599
720410 WASTE/SCRAP OF CAST IRON	2295	174681	1668	72417
720421 WASTE/SCRAP OF STAINLESS STEEL	35903	431563	19802	381671
720429 WASTE/SCRAP OF OTH ALLOY STEEL	12774	42290	605	15378
720430 WASTE/SCRAP TINNED IRON/SIL	318169	3295022	165621	3113007
720441 TURNING,SHAVING,MILLING WASTE	1072337	16149569	3403879	17135877
720449 OTHER FERROUS WASTE AND SCRAP	2343429	19938981	2753142	17652221
720450 REMELTING SCRAP INGOTS		5125	188	23415
720510 GRANULES OF PIG IRON	3480	41904	1873	51497
720521 POWDERS OF ALLOY STEEL				498
720529 OTH POWDER PIG IRON&SP IRON/ST	6820	37992	2417	19716
720610 INGOTS OF IRON ON STEEL.		48		
720690 OIHPRIM FORM (EXCL H-72.03)		1260		627

Contd.

## 10.11 Imports by Economic Categories (Detail)

(In Thousand Rupees)

ITEMS	MAY.,2011	FROM JUL-2010	MAY.,2010	FROM JUL-2009
720711 CONT 0.25% CARBON, IRON/N-ALY/S	293425	1019918	8355	915858
720712 OTH RECTANGULAR CROSS SECT I/S		568679	2791	1114271
720719 OTH SEMI/FIN PROD IRON/N-A.STL		21537		114113
720720 CONT 0.25% MORE OF CARBON I/ST	166080	1312656		1154915
721810 INGOTS & OTH PRI FORM ST/STEEL		102		
721899 OTH SEMI-FINISHED PRO ST/STEEL		1251		246
722490 OTH SEMI-FIN PROD OTH A/STEEL		18517		3214
732611 GRIND BALL&SIMI ARTI FOR MILLS	1574	20039		4962
732619 OTH ATI FORGED/STAMPED N-WORK	51875	467762	29729	348659
740100 CEMENT COPPER (PRECIPITATED)				127
740200 UN-REFINED CODDER, COPP ANODES		5638	3	7715
740311 REFINED COPPER,CATHODES&SECTIN	390109	5126269	394713	5845851
740312 REFINED COPPER WIRE-BARS		35		12321
740319 OTHER, REFINED COPPER	4252	54602	2975	16128
740321 COPPER-ZINC BASE ALLOYS(BRASS)		12564	78	11976
740322 COPPER-TIN BASE ALLOY (BRONZE)		22506		32102
740329 OTH COPPER ALLOYS(O/T H-74.05)		7526		3742
740400 COPPER WASTE AND SCRAP	25479	276084	21709	185579
740500 MASTER ALLOYS OF COPPER.		1244	663	1368
750210 NICKEL, NOT ALLOYED	72416	961625	104679	700981
750220 NICKEL ALLOYS	2	11188	1119	14333
750300 NICKEL WASTE AND SCRAP.		450		
760110 ALUMINIUM, NOT ALLOYED	68169	4098620	297689	4286565
760120 ALLUMINIUM ALLOYS	189277	1404869	95925	1333334
760200 ALUMINIUM WASTE AND SCRAP.	411239	3257009	413877	3195512
780110 REFINED UN-WROUGHT LEAD	473052	4450582	241294	3178599
780191 OTH UNWROUGHT LEAD CON ANTIMON		274845	7677	9877
780199 OTH UNREFIND LEAD&LEAD ALLOYED	33965	168742	17941	113853
780200 LEAD WASTE AND SCRAP.		14618		
790111 ZINC CON BY WT>99.99% NOT ALLY	82829	624255	37847	854053
790112 ZINC CON BY WT<99.99% NOT ALLY	188973	1871231	61698	741722
790120 ZINC ALLOYS	12656	478405	32244	273108
790200 ZINC WASTE AND SCRAP.				32
800110 TIN, NOT ALLOYED	21929	180711	52481	92049
800120 TIN ALLOYS	14810	88827		112980
800200 TIN WASTE AND SCRAP.		1974	5265	5325
810110 TUNGSTEN POWDERS		201		790
810194 OTH UN-WROUGHT TUNGSTEN, BAR RD				225
810197 OTHER WASTE & SCRAP TUNGSTEN				73
810210 MOLYBDENUM POWDERS				63
810320 UNWROUGHT TANTALUM BARS & RODS		15		
810330 WASTE&SCRAP UNWROUGHT TANTALUM	101	101		
810411 UNWROUGHT MAGNESIUM BY WT99.8%	585	6546	429	11778
810419 OTH ARTICL UNWROUHT MAGNESIUM		2294		266
810420 WASTE AND SCRAP OF MAGNESIUM				8971
810520 COBALT MATTES& OTH PRODUCTS		2016		2428
810600 BISMUTH&ATICL INCL WASTE,SCRAP				2392
810720 UNWROUGHT CADMIUM POWDER		7293		642
810820 UNWROUGHT TITANIUM POWDER		21		69
811010 UNWROUGHT ANTIMONY POWDER	35105	452507	12746	173542
811090 OTH ANTIMONY ART INCL W/SCRAP		35652		25322
811100 MANGANES&ARTICL INC WASTE&SCRAP		8523		12180
811221 CHROMIUM UNWROUGHT POWDER		793		725

Contd.

## 10.11 Imports by Economic Categories (Detail)

(In Thousand Rupees)

ITEMS	MAY.,2011	FROM JUL-2010	MAY.,2010	FROM JUL-2009
811229 OTH UNWROUG CHROMIUM INCL WAST	81	471	93	69470
3. CAPITAL GOODS TOTAL	74545651	761361699	63367692*	737947646
010611 PRIMATES		35		
010612 WHALES, DOLPHINES & PERPOISES		75		
010619 OTHER MAMMALS	219	11924		10819
010631 BIRDS OF PREY	30	596	674	981
010632 PSITTACIFORMES(INCL.PARROTS)	5103	112430	3704	44974
010639 OTHER BIRDS	165	1021	76	22794
010690 OTHER LIVES ANIMALS	1827	16984	1291	9279
630110 ELECTRIC BLANKETS		2831		1795
680410 MILL STONE AND GRIND STON MIL	11294	142249	8544	150219
680421 OTH MILLSTONE OF AGGLOMER SYNT	3427	61885	6137	64242
680422 MILL STONE AND GRIND STONE/OTH	28320	325400	38435	294397
680423 OTH MILLSTONE OF NATURAL STONE	2871	25682	65	23316
680430 HAND SHARPENING POLISH STONE	608	16201	728	12309
680510 BASE OF WOVEN TEXTILE FABRICS	12922	143083	15684	100683
680520 ON BASE OF PAPER OR PAPERBOARD	18794	113869	6080	101254
680530 ON BASE OF OTHER MATERIALS	16658	199485	10083	141728
680610 SLAG WOOL ROCKWOOL MINERAL WOL	43	50791	1377	83092
680620 EXFOLIATED VERMICULITE EXPEND	709	6132		14116
680690 OTH ARTICLE OF HEAT INSULATING	365	26491	639	45409
680911 BOARDS,SHEETS,PANELS,TILES ETC	1153	39385	23510	37924
680919 OTH BOARDS,SHEETS,PANELS OF PL	2072	34254	4272	49456
680990 OTH ARTICLE OF PLASTICS		1446	15	5253
681011 BUILD BLOCK,BRICK OF CEMENT		4252	887	3520
681019 OTH ARTICLE TILE,FLAGSTONE ETC	166	10773	995	15950
681091 PREFABRICAT SIRUCTURAL COMPONT		3142		1111
681099 OTH ARTICLE OF CEMENT	773	36076		28638
681280 FABRICATED ARTI OF CROCIDOLITE				
681291 CLOTHING ACCE OF ASBESTOES FIB		38	129	1709
681292 PAPER MILLBOARDFELT ASBET FIBER		1		77
681293 COMPRESSD ASBESTOS FIB JOINING	13149	53070	6603	51032
681299 O-ARTI OF FABRICA ASBESTOS FIB	1891	18460	1958	15470
681320 FRICTION MATERIA CON ASBESTOES	5431	54954	1959	34866
681381 BRAKE LININGS&PADS VEH-H-8711	26645	125684	9105	86999
681389 O-BRAKE LINE&PADS NOT CON ASBE	3510	42544	972	28515
681410 PLATES,SHEETS STRIPS OF AGLOM	347	5812	1258	5071
681490 OTH, ARTICLES OF MICA	42	1369	138	250
681510 NON ELETICAL OF GRAPHITE	7417	116215	14441	119195
681520 ARTICLE OF PEAT OTH ARTICLE		33		20
681591 CONTAIN MAGNESTIC DOLOMITE/CHR		209		
681599 OTH ARTICLE OF STONE OTH MINRL	1202	77310	3328	23509
690310 CERAMIC CON>50% GRAPHITE,CARB	764	17454	97	24414
690320 COLD TUNDISH LINING SLIDE GATE	8929	123613	7008	72384
690390 OTH REFRECTORY CERAMIC GOODS	18550	88115	9337	151883
690911 LAB CERM WARE PORCELAIN/CHINA	917	2642	165	3072
690912 LAB CERM WARE HARD>9 MOH.SCALE	199	832		318
690919 LAB CERAMIC WARE CHM/TECH USE	1091	28290	23	58895
690990 OTH CERAMIC WARES AND SIMILARS	133	12273	1543	38694

Contd.



## 10.11 Imports by Economic Categories (Detail)

(In Thousand Rupees)

ITEMS	MAY.,2011	FROM JUL-2010	MAY.,2010	FROM JUL-2009
691010 CERAMIC SINK,ETC.FIXT PORCELIN	22444	203082	21798	168749
691090 OTH CERAMIC SINKS WASHBASIN PE	1172	18776	757	11583
691410 OTH CERAMIC ARTICLES OF PORCEL		3921	417	1651
691490 OTH CERAMIC ARTICLES O/TH PORN	252	6038	164	4913
710812 OTH UNWROUGH(GOLD)NON-MONIERY	803245	8865051	290194	11050060
710813 OTH SEMI MEG FORM(GOLD)N-MONE	68	68		
710820 MONETARY (GOLD)	959271	18864754	101173	22253248
710900 BASE METALS OR CLAD WITH GOLD		169		
711890 OTHER COIN		1		181
720810 COILS, I/N-A-STEL-HOT ROLLED	63212	2741496	2028857	12405995
720825 OTH C-HR-I/N-A-STIL TH>4.75 MM	61674	158629	15986	320123
720826 OTH C-HR-I/N-A-STILTH=3-4.75MM	12809	47563	9986	237873
720827 OTH C-HR-I/N-A-STIL TH<3 MM	33667	265147	26713	1188634
720836 OTH C-HR-I/N-A-STIL TH>10 MM	9569	218568	48200	271790
720837 OTH C-HR-I/N-A-STIL TH4.75-10MM	5930	216712		129183
720838 OTH C-HR-I/N-A-STIL TH 3-4.75MM	458493	1891486	278439	438908
720839 OTH C-HR-I/N-A-STIL TH<3 MM	2130079	12215126	127699	952331
720840 NOT IN COIL I/S H-ROL W/PATERN	130	2353		36383
720851 OTH N/COIL I/S H-ROL TH>10 MM	206170	614874	47161	586625
720852 OTH N/COIL I/S H-ROLTH>4.75-10	19967	138701	4026	148798
720853 OTH N/COIL I/S H-ROL TH>3-4.75	10110	61446	26271	83370
720854 OTH C-HR-I/N-A-STIL TH<3 MM	2727	49900	73520	340548
720890 OTH FLT-ROL PROD IRON WD>600MM	69919	825974	114625	2285920
720915 IN COIL I/S C-ROL TH 3MM/MORE	187965	2233520	609343	3438764
720916 IN COIL I/S C-ROL TH > 1 < 3MM	436800	5455486	462282	4614329
720917 IN COIL I/S C-ROL TH>0.5-1MM	161258	1500234	189936	1080000
720918 IN COIL I/S C-ROL TH > 0.5 MM	288505	3644738	447202	2325137
720925 NOT IN COIL I/S C-ROL TH 3MM/>	5984	23641		5398
720926 NOT IN COIL I/S C-ROL TH>1M<3M	130338	1029326	28352	802065
720927 C-ROL I/S TH 0.5 MM TO 1MM	150255	1767330	120775	746915
720928 NOT IN COIL I/S C-ROL TH<0.5MM	12306	48422		20695
720990 OTH FLT ROL PROD I/S WD>600MM	150369	1821539	220231	2032570
721011 I/STIL PLAT/COAT TIN>0.5MM	2002	46793	17370	75921
721012 I/STIL PLAT/COAT TIN<0.5MM	319235	2153530	277217	2120452
721020 IR/STIL PLAT/COAT WITH LEAD		18713		7080
721030 ELECTROLYTICALLY PLAT/COAT ZIN	226786	1583528	105426	1305605
721041 COR F-R PROD I/S ZINC COAT600	37766	254833	25911	247649
721049 OTH F-R PROD I/S COAT ZINC>600	1375483	14818661	1179431	13729740
721050 F-ROL I/ST COAT CHROMIUM OXIDE	71072	872520	87150	662378
721061 I/S PL/COT ALUMINIUM ZINC ALLY	28120	366996	16653	230518
721069 OTH F-ROL PROD I/S PL/COT ALUM		16157	3211	61952
721070 FR I/S PAINT/VARN, COATED PLAS	243288	1553583	92155	1002025
721090 OTH F-ROL PRD I/NA-ST CLD,COAT	88703	494062	36715	329258
721113 ROLL 4 FACE I/ST TH<4M WD>150M	75	3382	282	34606
721114 OTH F-ROLL I/S WD<600MMTH>4.75	5880	218179	8706	92193
721119 OTH F-ROLL I/S WD <600MM-CR	22391	240749	18647	239516
721123 F.ROL I/ST CR WT<0.25% CARBON	8994	105440	1352	96191
721129 OTH F-ROL PROD C/ROL WD<600MM	47688	392602	30487	199026
721190 OTH F-ROL PROD I/STIL WD<600MM	82650	533740	22642	332552
721210 F-ROL PROD I/NA STIL PLATE/COAT		402		1040
721220 I/S ELECTROLYTICAL PL/CT W/ZINC		27692		3579
721230 I/STEEL OTH WISE PL/CT W/ZINC	38292	97669	5109	20740
721240 I/STEEL PAIN/VABNI/COT W/PLAST		9035		6355

Contd.

## 10.11 Imports by Economic Categories (Detail)

(In Thousand Rupees)

ITEMS	MAY.,2011	FROM JUL-2010	MAY.,2010	FROM JUL-2009
721250 I/STEEL OTHWISE PLATED/COATED		95271	7194	82047
721260 CLAD,FLAT ROLLED PRODUCT I/STL		3996		6587
721310 BARS/RODS HOT/ROL I/S,CON RIBS	112	102266	27554	125061
721320 BARS/RODS HOT/ROL FREE-CUT STL	536	15204	146	1611
721391 OTH CIRCULAR C/SEC <14 MM DIA	486781	3285126	437762	3202549
721399 OTH BAR/ROD H-ROL IRR-WND-COIL	23327	180819	25165	216332
721410 BAR/RODS IRON NA STEEL FORGED	13402	117322	312166	935423
721420 BAR/ROD I/S CON RIBS GROOVES	31084	1000355	23133	446167
721430 OTH BAR/RODS OT/THAN HEAD72.13	4446	5486		380
721491 OTH BAR/ROD I/S RETANGULAR C/S	3670	3860		2366
721499 OTH BAR/ROD I/S O/THN H-72.13		620178	59474	831773
721510 BARS/RODS FREE CUT STEEL COLD	17652	92660	5373	97032
721550 OTH BAR,ROD COLD-FORMED OF I/S	483	13846	749	13345
721590 OTH BAR/RODS,OTH NONALLOY STEL	1137	30472	2410	47376
721610 U,I,H SECTIONS H-ROL HIGH<80MM		852	129	3817
721621 L SEC H/ROL HT<80 MM 1/NA STEL	251	17281	40	1211
721622 T SEC H/ROL HT<80 MM 1/NA STEL				4668
721631 U,I OR H SEC H-ROL HT 80M 1/ST	929	57387	33770	139842
721632 I SECTION	3200	349632	135743	686599
721633 H SECTION	5865	167735	9878	313882
721640 L&T SEC H-ROL HT 80MM OR MORE	1342	37638	3236	31752
721650 OTH ANGLE/SHAPE SEC HOT H/ROL	5755	66120	3738	53303
721669 OTH ANGLE/SHAPE SEC I/S C-ROLL	1275	5432		4454
721691 OTH C/FORM I/ST FLAT ROL PROD	1906	2956		
721699 OTH ANGLE/SHAPE SEC IRON/STEEL	163	31581	2890	13388
721710 WIRE OF I/S NOT PLATED/COATED	6313	103120	8055	53367
721720 WIRE OF I/S PLATED/COAT W/ZINC	9979	42538	9904	73030
721730 WIRE I/S PLATED/COAT W/O B-MIL	40650	463894	25218	313238
721790 OTH WIRE OF IRON/NON-ALOY-STEL	18833	227472	31272	187726
721911 F/ROL PROD ST/STEEL HR TH>10MM		193		16261
721912 COILS ST/STEL-HR TH>4.75-10MM		10302	5572	54449
721913 COILS ST/STEL-HR TH>3MM-4.75MM	310	24718	5893	40395
721914 COILS ST/STEL-HR TH>3MM	14046	172178	36874	283961
721921 COILS ST/STEL-HR TH>10MM		19731		30832
721922 COILS ST/STEL-HR TH>4.75-10MM		8250		58127
721923 COILS ST/STEL-HR TH>3MM<4.75MM	5017	61863		24828
721924 COILS ST/STEL-HR TH>3MM	19860	32559	1544	11467
721931 COILS ST/STEL-CR-TH >4.75 MM	75769	76870	487	19781
721932 COILS ST/STEL-CR-TH>3MM-4.75MM	3282	24307		3601
721933 COILS ST/STEL-CR-TH >1MM <3MM	6596	90148	14979	57241
721934 COILS ST/STEL-CR-TH>0.5MM<1MM	17632	191095		68132
721935 COILS ST/STEL-CR-TH >0.5MM	181047	1254514	200544	588852
721990 OTH F/ROL PROD ST/ST WD>600 MM	365170	4112645	395039	2873628
722011 F-ROL ST/STEL H-ROL TH>4.75MM	2443	4246	32	4662
722012 F-ROL ST/STEL H-ROL TH<4.75MM	6516	22949	527	62456
722020 COILS ST/STEL H.ROLLTH <600MM	68170	520687	32726	354989
722090 OTH F/ROL PROD,ST/ST WD <600MM	17559	123031	11283	136675
722100 BAR/RODS H/ROL IN COIL ST/STEL		246	19	514
722211 BAR/ROD ST/ST NFW H/ROL CC/SEC	47899	100333	5084	51431
722219 OTH BAR/ROD ST/ST NFW HOT/DRWN	4147	10308	882	26314
722220 BAR/ROD ST/ST NFW C/FOR,C/FIN	3644	31145	3182	58589
722230 OTH BAR/ROD OF STAINLESS STEEL	8608	135527	39203	167988
722240 ANGLE/SHAPES&SECTION ST/STEL		5362		1616

Contd.

## 10.11 Imports by Economic Categories (Detail)

(In Thousand Rupees)

ITEMS	MAY.,2011	FROM JUL-2010	MAY.,2010	FROM JUL-2009
722300 WIRE OF STAINLESS STEEL	11689	106320	3438	120799
722511 GRAIN-DRIENTED SIL-ELEC-STEEL	9265	691841	139168	1271373
722519 OTH F/ROL PROD SIL-ELEC-STEEL	144670	1579537	74428	1319715
722530 OTH NFW HOT/ROLLED IN COILS		9002		987
722540 OTH NFW HOT/ROLLED NOT IN COIL	8577	27367	2572	36276
722550 OTH ALLOY STEEL NOT WORK(RDUC)				1424
722591 OTH F/ROL PROD ELEC ZINC PLATE	14573	14573		
722592 FLATROLLED PROD O/W ZINC PLATE		41804	19955	80697
722599 OTH F/ROL PROD OTH ALLOY STEEL	2313	97555		128646
722611 GRAIN-ORIENTED SILICON ELEC ST	8613	444783	46470	983182
722619 OTH FLAT ROLL\PROD SILICON E/S		6056	44779	52293
722620 FLAT/ROL PROD HIGH SPEED STEL				7118
722691 OTH FLAIROL PROD NOTWORK HOT/R	1683	5350		3917
722692 OTH F/ROLL PROD NOTWORK COLD/R	3209	94422	24129	167406
722699 OTH F/ROL PROD OTH ALLOY STEEL	67	71303	1296	127770
722710 BAR/ROD OF HIGH SPEED STEEL		314		930
722790 OTH BAR/ROD H/ROLL W/COIL A/ST	186	1557	170	15571
722810 BAR/RODS OF HIGH SPEED STEEL		1818		11595
722820 BAR/RODS OF SILICO-MAG STEEL	4196	7820		4915
722830 OTH BAR/ROD HOT ROLLED	8278	215272	15864	126071
722840 OTH BAR/ROD NOWORK FORGED	74	21087	628	31979
722850 OTH BAR/ROD NOWORK C/FOR,C/F	2504	15124	1709	5404
722860 OTH BAR/ROD ALLOY STEEL NES	8371	53871	5297	83260
722870 ANGLES, SHAPES AND SECTIONS		1155		1693
722880 HOLLOW DRILL BARS AND RODS		1621		5924
722920 WIRE OTH ALLOY STEL SILICOMANG	9890	29396	8631	13838
722990 OTH,WIRE OF OTHER ALLOY STEEL	10205	111118	11559	93667
730110 SHEET PILING IRON AND STEEL		465921		322
730120 ANGLE SHAPES & SECTIONS OF I/S		1438	3895	15891
730210 RAILS OF IRON AND STEEL	261	718158		1780904
730230 SWITCH BLADE, CROSS-FROG P/ROD				446261
730240 FISH-PLATES AND SOLE PLATES				4242
730290 OTHER MATERIALS JOINTING RAILS	760	109223	437	74150
730300 TUBE/PIPE,HOLLOW PROFILE C/IRON	13223	22288	3508	23121
730411 L.P FOR OIL&GAS S-STIL SEAMLESS		19349		793048
730419 OTH LINE PIPE I/S FOR OIL&GAS	66509	598637	100907	390205
730422 DRILL PIPE S-STIL DRILL OIL/GAS	323	969		43
730423 OTH DRILL PIPE I/S FOR OIL&GAS	4172	37162		168264
730424 OTHER PIPE OF STAINLESS STEEL	28	80660	1252	19691
730429 OTH CASING,TUBING I/S-OIL/GAS	133913	2018122	70747	4583175
730431 O- COLD-ROLLRD C.C.SEC I/N.A.S	2795	216464	7078	58547
730439 OTH CROSS SECTION OF N.A-STEEL	67264	454787	25443	519925
730441 COLD ROLD CR-SEC OF STAIN-STIL	3660	48618	2552	34199
730449 OTH CROSS SECTION OF STAIN-STIL	16218	259320	85363	352667
730451 O-C.C.SEC COLD ROL(ALLOY-STIL)		19515		7086
730459 O-CIR CROSS SEC OF (ALLOY-STIL)	284	57355	4037	86346
730490 O-TUBE PIPE/HOLLOW -PRO SEAMLE	5858	310081	101520	539103
730511 LINE PIPE USED OIL/GAS WELDED				150671
730519 OTH LINE PIPE USED OIL/GAS P/L	7403	15195	2516	293007
730520 CASING FOR DRILLING,OIL/GAS				52807
730531 OTHER, LONGITUDINALLY WELDED		394		
730539 OTHER, WELDED TUBES AND PIPES		173916	1199	13667
730590 OTHER, TUBES AND PIPES	121	83183	5481	228877

Contd.

## 10.11 Imports by Economic Categories (Detail)

(In Thousand Rupees)

ITEMS	MAY.,2011	FROM JUL-2010	MAY.,2010	FROM JUL-2009
730611 L.P-WELDED OF STA-STL(OIL/GAS)		11705	1781	3729
730619 OIH-LINE PIPE O/G PIPELINE I/S	1667	113786	9964	868249
730621 CAS/TUB WELDED LINE PIPE STA-S		1048		9772
730629 O-CASING/TUB LINE PIPE O/G I/S		75783	970	144087
730630 COPPER COAT MILD STL TUB-8.5MM	35255	551536	47901	447270
730640 O-WELDED C.C.SEC OF STAIN-STL	65932	409416	32120	323783
730650 O-WELDED C.C.SEC NON ALLOY-STL	21968	194446	12906	148634
730661 O-TUBE,PIPE WELD SQUARE C-SEC	863	1042	2441	2441
730669 TUBE/PIPE WELD OF OIH C.C-SEC		83857		70
730690 OIH TUBE PIPE HW-PROFILR I/STL	13615	730702	6932	210748
730711 CAST FIT N-MALLEABLE CAST-IRON	1228	21131	1590	30969
730719 OTHER, CAST FITTINGS	33301	744942	31235	364366
730721 FLANGES, OF STAINLESS STEEL	783	79991	20725	185178
730722 THREADED ELBO,BEND,SLV S/STEEL	1000	58059	3912	52310
730723 BUTT WELDING FITTING STAINSTEL	1927	15855	1358	48818
730729 OIH TUBE,PIP FITTING STAINSTEL	30334	254870	33825	470842
730791 FLANGE AIR-P AGRIL-TRACTOR<=80H	49156	154876	12267	212275
730792 THREAD ELBO,BEND/SLV IRN/STEEL	2697	26018	3630	65477
730793 BUTT WLEDING FITTING IRON/STEL	3838	50464	11875	182264
730799 OIH TUBE,PIP FIT IRN/STEL NEC	71492	1143652	153888	1811921
730810 BRIDGES AND BRIDGE-SECTIONS		2232285	924	11063
730820 TOWERS AND LATTICE MASTS		2054369	167450	1778891
730830 DOR,WIN/FRAMES,TH-HOLD,FORDORS	9761	72945	10078	153034
730840 EQUIP SC-FOLD SHUT PROP PITPRO	6224	26209	12492	242282
730890 OIH STRUICURE OF IRON OR STEEL	168982	3256503	246897	2680708
731210 STANDARD WIRE ROPES AND CABLES	37884	399364	51943	506621
731290 OIH WIRE,ROPE,CABLE,SLINGS I/S	19599	122880	16825	109927
731300 BRABED WIRE OF I/S TNIS HOOP	674	6044	627	10043
731412 ENDLESS BAND MACH STEL W-CLOTH	2428	8126	1505	7198
731414 OIH WOVEN CLOTH OF STAIN STEEL	1057	19343	1729	24720
731419 STEEL CORD FABRIC LIN MNF TYRE	4373	17723	2778	17552
731420 GRIL NET FENC W/LD D=3MM MS100	1937	7929	492	28848
731431 OIH GRL NEW FENC/WLED COID ZNC		92		4494
731439 OIH GRL NET FENCING AT INISEC	2057	14353	121	9559
731441 OIH CLO GRL NET FENC PL/COT ZN	6722	63848	5265	40683
731442 OIH CLO GRL NET FENC PL/COT PL	827	14139	12	4056
731449 OIH CLO GRL NET /FENFING	10934	77999	2509	41318
731450 EXPANDED METAL OF IRON OR STEL	114	2315		1615
731511 ARTICULATED LINK ROLLER CHAIN	55604	341667	24493	332687
731512 OTHER CHAIN, ARTICULATED LINK	10879	110054	15871	104089
731519 PARTS, ARTICULATED LINK CHAIN	1686	8008	1200	15514
731520 SKID CHAIN		17	17	997
731581 STUD LINK	3689	6996	13	3734
731582 OTHER, WELDED LINK		3707		3508
731589 OTHER CHAIN,	3355	31931	476	32749
731590 OTHER PARTS OF CHAIN	921	9697	9	8101
731600 ANCHORS,GARPNELS PARTS IRON/ST	2536	12896	15307	72872
731700 NAILS,TAKES,DRAWING PINS IR/ST	12714	176310	15276	112398
731811 COACH SCREW I/S THREADED	26	2828	197	3599
731812 OIH WOOD SCREW I/S THREADED	104	2316	1277	4070
731813 SCREW HOOKS,SCREW RING RVT I/S	340	4091	201	2327
731814 SELF-TAPPING SCEWS, THREADED	8020	65988	4558	88810
731815 OIH SCREW,BOTLS W/N NUT/WASHER	79703	1061501	91084	900260

Contd.

## 10.11 Imports by Economic Categories (Detail)

(In Thousand Rupees)

ITEMS	MAY.,2011	FROM JUL-2010	MAY.,2010	FROM JUL-2009
731816 NUTS, THREADED OF IRON/STEEL	13690	237002	15264	190479
731819 OTH BOLT,NUT,WASHER,RVT I/S TH	15685	166714	16840	119653
731821 SPRING WASHER LOCK WASHER N-TH	6872	40527	2466	34062
731822 OTHER WASHERS. NON-THREADED	4927	70605	5933	101788
731823 RIVETS, NON-THREADED	50404	486064	54525	452110
731824 COTTERS/PINS NON THREADED I/S	97	8965	290	8945
731829 OTH COACH SCREW,BOLTS,NUT I/S	12806	127121	11161	169548
732010 LEAF-SPRINGS&LEAVES THEREFOR	6181	121804	5329	107503
732020 HELICAL SPRINGS	1745	46491	3755	53864
732090 OTHER,SPRING OF IRON AND STEEL	17758	241437	14251	246902
732211 RADIATORS/PARTS CAST IRON E-EL	5	744		15747
732219 OTH RADIATOR AND PARTS THEREOF	7930	102219	3827	48177
732290 OTH AIR HEATER&HOT AIR DUSTIRBU	6099	84251	198231	249336
732510 OTH CAST ARTI I/S N-MEL C-IRON	13	10456	27	289
732591 GRINDING BALLS SIMI ARTI MILLS	192	16659		41965
732599 OTH CAST ARTI OF I/S NES	6202	114330	11723	118268
732620 ARTICLES OF IRON OR STEEL WIRE	2172	47599	2338	31627
732690 OTH ARTICLES OF IRON & STEEL	129528	1692961	99958	1713212
740610 POWDER OF NON-LAMELLAR STRUCTR	538	27469		22669
740620 POWD OF LAMELLAR STRUCTU FLAKE	23027	123573	26051	136024
740710 BAR,RODS OF REFINED COPPER	56718	606684	13102	703265
740721 COPPER BAR,ROD PROFIL ZINC BAS	24898	231598	116	60140
740729 OTH BAR,ROD,PROFIL COPP ALLOYS	5722	21706	985	24158
740811 WIRE REF COPP MAX CR-SEC DI>6M		659		4890
740819 OTHER, WIRE OF REFINED COPPER	16720	80519	5141	51371
740821 WIRE OF COPPER ALLOY ZINC BASE	32393	264307	43491	240726
740822 WIRE OF COPPER ALLOY NICK BASE	3543	17735	2635	16172
740829 OTH WIRE OF COPPER ALLOYS ETC	91	22453		61583
740911 PLAT,SHEET,STRIP REF COPP COIL		96829	2116	80353
740919 OTH PLAT SHEET&STRIP REF COPP	82	10910	181	5083
740921 PL,SH&STRIP COPP ZINC BAS COIL	14162	159551	7299	81711
740929 OTH PL/SH/STRI COPP ZINC BAS	1235	40493	7974	32637
740931 PL/SH/STIRIP COPP TIN BAS COILS				1659
740939 OTH PL/SH/STIRIP COPP TIN BAS-C		362		1135
740940 PL/SH/STIRIP COPP NICKLE BASE		176		589
740990 PL/SH/STIRIP OTH COPP ALLOYS NS		2743		1322
741011 FOIL REFINED COPP NOT BACKED	45261	546926	46878	450177
741012 FOIL OF COPP ALLOYS,NOT BACKED	39524	514699	25659	388788
741021 FOIL OF REFINED COPPER,BACKED	13628	58696	12672	61872
741022 FOIL OF COPPER ALLOYS,BACKED		1787		561
741110 TUBE & PIPE OF REFINED COPPER	380546	1386725	234588	1207709
741121 TUB&PIPE COPP ZINC BAS ALLOYS	2754	21330	783	10923
741122 TUB&PIPE COPP NICKLE BAS ALLY		17586		5039
741129 OTH TUBE&PIPE OF OTH COPP ALLY	405	12751	82	2765
741210 COPP TUBE/PIPE FIT REF COPPER	220	8314	5066	22109
741220 COPP TUBE/PIPE FIT COPP ALLOYS	4576	33061	2530	26376
741300 STANDARD WIRE,CABL PL-BAND-NEI		6239	78	102936
741510 NAIL,TACK,DRW-PIN,STAPL,S-ARTI	289	8545	3066	9751
741521 WASHERS/INCL SPRING WASH N-THR		270	18	765
741529 OTH NOT THREADED ARTI COPPER	1292	11915	305	10694
741533 OTH THRD SCREW,BOLT,NUT COPPER	11933	21526	5339	39959
741539 OTH THREAD ARTICLES OF COPPER	7581	19792	1399	18724
750400 NICKEL POWDERS AND FLAKES.		7925	1556	9804

Contd.

## 10.11 Imports by Economic Categories (Detail)

(In Thousand Rupees)

ITEMS	MAY.,2011	FROM JUL-2010	MAY.,2010	FROM JUL-2009
750511 BAR,ROD,PROFILE NICKLE N-ALLOY		1130		478
750512 BAR,ROD,PROFILE NICKLE ALLOYED		1776	445	1386
750521 WIRE OF NICKEL, NOT ALLOYED	129	129		
750522 WIRE OF NICKEL, ALLOYED		41575		29043
750610 PLAT,SHEET,STRIP,FOIL NICK N-AL		16942	11016	35907
750620 PLAT,SHEET,STRIP FOIL NICK ALOY		1879	3421	56056
750712 TUBE & PIPE OF NICKEL ALLOYED		21373		21849
750720 TUBE OR PIPE FITTING NICKEL	3734	6686		7098
760310 POWDER OF NON-LAMELLAR STRUCTU	3953	16141		19005
760320 POWDER OF LAMELLAR SIRU FLAKES	9289	18974	62	14293
760410 BAR ROD PROFILE ALUM NOT ALLOY	7019	63360	3131	96101
760421 HOLLOW PROFILES OF ALUM ALLOYD	974	28905	4781	9735
760429 OTH BAR,ROD&PROFIL ALUM ALLOYD	11002	71698	4851	37211
760511 ALMU WIRE N-ALLOY MAX DIA>6MM	2039	13035	576	40103
760519 OTH ALUMINIUM WIRE NOT ALLOYED	11946	67871	7611	54897
760521 ALUM WIR ALLOY MAX CRS DIA>7MM		4146	93	11170
760529 OTH ALUMINUM WIRE, ALLOYED	4347	45417	557	46607
760611 RECTANGLE&SQUARE ALUM NOT ALLY	56792	475887	49690	496234
760612 RECTANGULAR/SQ ALUM MOTALLOYED	50600	543856	54683	602448
760691 OTH PL,SHEET,SIRL ALUM NOT ALOY	20505	185818	28180	123338
760692 OTH PL,SHEET&STRIP ALUM ALLOYED	6245	151339	25928	217762
760711 ALUM FOIL ROLLED N-WORK/BACKED	274432	1791565	136846	1288912
760719 OTH ALUMINIUM FOIL NOT BACKED	114631	755319	72353	712322
760720 ALLUMINUM FOIL, BACKED	115432	1401141	101943	1140779
760810 TUBE, PIPE OF ALUM NOT ALLOYED	1546	4363	1427	9085
760820 TUBE, PIPE OF ALUM ALLOYED	6250	71877	10187	61259
760900 ALUM TUBE,PIPE FIT(COUP/ELBOW)	573	13276	771	10181
761010 DOORS,WINDOW, FRAMS,THRESHOLDS	22497	46025		157313
761090 ALUM STRUCTURE & PARTS N.E.S.	5893	159130	10788	130359
761410 STAND WIR,CABL PL,ALU S-CORE		482417	2	21
761490 OTH STRAN WIR,ROP,CABL,PL ALUM		573509	26	868
761610 NAILS,BOLT,NUT,SCREW ETC ALUMI	122	1538	1084	7314
780419 OTHER , LEAD PLATES		3076	45	1200
780420 LEAD, POWDERS AND FLAKES		37		57
790310 ZINC DUST(BLUE POWDER)	7339	18920		15003
790390 OTHER ;ZINC POWDER AND FLAKES		1109	956	2596
790400 ZINC BARS,RODS,PLROFILE&WIRE	6324	35969		18324
790500 ZINC PLAT SHEET, STRIP & FOIL		316		173
800300 TIN BAR, ROD, PROFILE AND WIRE		282		11246
820110 SPADES AND SHOVELS	34	5485	280	617
820120 FORKS (HAND TOOLS)		207	9	88
820130 MATTOCKS, PICKS, HOES & RAKES	129	6416	52	555
820140 AXES,BILLS HOOKS&SIMI HEW TOOL	14	380		522
820150 SECATEURS&ONE-HAND PRUNERS SHR		91	3	59
820160 HEDGE SHEARS, TWO-HAND PURNING		203		40
820190 OTH HAND TOOL AGRICUL,HORTICUL	8	1499	2	4681
820210 HAND SAWS	1087	13399	336	17767
820220 BAND SAW BLADES	1175	14692	282	10792
820231 CIRCULAR SAW BLADE WITH STEEL	2029	16896	460	12735
820239 OTH CIRCULAR SAW BLADE,O/MATER	522	17628	475	8488
820240 CHAIN SAW BLADES	230	3393	1589	5010
820291 STRAIGHT SAW BLADES,WORK METAL	720	9971	802	6871
820299 OTHER SAW BLADES	7219	70879	4830	56422

Contd.

## 10.11 Imports by Economic Categories (Detail)

(In Thousand Rupees)

ITEMS	MAY.,2011	FROM JUL-2010	MAY.,2010	FROM JUL-2009
820310 FILES, RASPS & SIMILAR TOOLS	6498	80027	3611	80332
820320 FILERS,PINCERS,TWEESZERS S-TOL	5504	67782	3447	48702
820330 METAL CUTTING SHEARS&SIM TOOLS	483	10196	541	11221
820340 PIPE CUTTERS BOLD CROPPERS,ETC	764	9275	1015	14168
820411 NON-ADJUS H-OPER SPANER,WRENCH	9805	85624	5345	83272
820412 ADJUSTABLE H-OPER SPANER,WRENC	5189	82594	8089	88968
820420 INTERCHANGEABLE SPANNER SOCKETS	1202	19707	1105	19307
820510 DRILLING,THREADING TAPPING TOL	666	6766	451	8629
820520 HAMMERS AND SLEDGE HAMMERS	1133	21686	1006	12147
820530 PLANES,CHISELS,GOUGE WOOD WORK	167	2373	290	3351
820540 SCREW DRIVERS	5164	39832	1281	25839
820551 OTHER HAND TOOLS H-HOLD N.E.S.	36	1856	131	1489
820559 OTH HAND TOOL(GLAZZIER DIMOND)	18661	135660	11582	187922
820560 BLOW LAMPS	27	1301		6
820570 VICES, CLAMPS AND THE LIKE	760	22338	2109	40806
820580 ANILS,HAND/PEDAL OPE GR-WHEEL		3008	236	1652
820590 SETS OF ART TWO/MORE,FORGO S-H	816	40367	14579	43813
820600 TOOL TWO/MORE OF H.82.02TO.05	628	32942	99	7881
820713 ROCK DRILLING,EARTH BORING TOL	490	9120		14469
820719 OTH INC PARTS ROCK DRIL,E-BORI	49556	641803	69900	925935
820720 DIES FOR DRAWING/EXTRUD METAL	1407	48916	3183	41588
820730 TOOL FOR PRESS, STAMPING/PUNCH	10724	55714	2615	44872
820740 TOOLS FOR TAPPING OR THREADING	1453	20336	1867	21751
820750 TOOL FOR DRILLING O/T ROCK DRL	13155	199797	6568	156517
820760 TOOLS FOR BORING OR BROACHING	2971	25750	672	13443
820770 TOOLS FOR MILLING	2758	53634	3692	29256
820780 TOOLS FOR TURNING	1517	37613	949	27309
820790 OTH INTERCHANGEABLE TOOLS	33756	497082	41609	367913
820810 KNIVS&CUTING BLADE METAL WORK	7227	28014	498	24884
820820 KNIVS CUTING BLADE WOOD WORK.	3320	26608	605	18902
820830 KNIVS&CUTING BLADE KITCHEN APP	818	6995	315	10554
820840 KNIVS&CUTING BLADE AGRI HORT	815	7497	1519	19336
820890 OTH KNIVES CUTING BLADES F/MAC	48768	520457	27221	253976
820900 PLATE STICK,TIPS TOOL CERMET	13058	95145	8636	69327
830300 ARMoured/REINFORCED SAF B-MIL.	3121	74493	7850	15848
840120 MACH/APPRAT,ISOTOPIC SEPRATION		74852		
840130 FUEL ELEMENT NON-IRRADIATED		437	22	22
840140 PARTS OF NUCLEAR REACTORS	15	1317366		
840211 WATERTUBE BOIL S/PROD>45T/H	21584	3248711	1217043	2336017
840212 WATERTUBE BOILER S/PROD-45T/H		9054		19361
840219 OTH VAPOUR GENERATING BOILERS,		567998	266	392834
840220 SUPER-HEATED WATER BOILERS		59565		293826
840290 PARTS OFSTEAM/OTH VAPOUR G/BOL	18216	659655	14216	1652354
840310 BOILERS		19522		24309
840390 PARTS CENTRAL HEATING BOILERS	2272	8813		40856
840410 AUXILIARY PLANT FOR BOILER	2790	333473	49795	75514
840420 CONDENSERS STEAM/VAP POW UNIT		255818	13377	130996
840490 PARTS MASHINE H-8404.1000	1472	908971	1282	98808
840510 PRODUCER WATER GAS GENERATORS	692	143951	4420	182348
840590 PART PROD GAS WATER GENERATOR	2327	656594	30188	166259
840610 TURBINES FOR MARINE PROPULSION		2323		24946
840681 OTH TURBINE OUTPUT EXCEED 40MW	51814	2684662		3304472
840682 O-TURBINE OUTPUT NOT EXC 40MW	2635	603217	2510	489122

Contd.

## 10.11 Imports by Economic Categories (Detail)

(In Thousand Rupees)

ITEMS	MAY.,2011	FROM JUL-2010	MAY.,2010	FROM JUL-2009
840690 PARTS OF STEAM TURBINES	38824	693335	16847	998152
840710 AIRCRAFT ENGINES	69225	878514	273137	933696
840721 MARINE PROPULSION ENGINES	23795	91625	3624	38010
840729 OT MARINE SPARK-IGN-ROTRY ENG.	713	6970		17294
840731 PISTON ENGINE CAPACITY-50CC		811	73	196
840732 PISTON ENG CAPACITY 50-250CC	34604	581860	28505	351276
840733 PISTON ENG CAPACITY 250-1000CC	182	2738	32	3976
840734 PISTON ENG CAPACITY EX1000CC	5264	8456		4321
840790 OTH ENGINES	6924	107174	24802	108687
840810 MARINE PROPULSION ENG-DIESEL	1581	25308	3106	21779
840820 ENGINE FOR VEH CHAPTER-87	38616	405182	22366	193358
840890 OTH ENGINES	144980	1696088	265674	2407908
840910 PARTS FOR AIRCRAFT ENGINES	428	29237		2035
840991 PARTS, SPARK-IGNITION PIST ENGIN	360709	2932730	157695	1817560
840999 OTH PART, COMPRES-IGN PIST ENG	648875	6112255	539658	4451766
841011 HYD, TURBINE, WATER WHEEL-1000KW		4633		19797
841012 HYD, TURBIN W/WHEEL-1000-10000KW		34404		
841013 HYD TURBINE, W/WHEEL>10,000KW		22078		
841090 PARTS, INCLUDING REGULATORS	6	934581	235205	1072702
841111 TURBO-JET THRUT NOT EXCED25KN	22	557		932
841112 TURBO-JET THRUST EXCEED25KN				5369
841121 TURBO-PROPLER NOT EX 1100KW				798
841122 TURBO-PROPLER EXCEED 1100KW				565
841181 OTH GAS TRBIN NOT EXCD 5,000KW		770606	68742	112098
841182 OTH GAS TURBIN EXCE-5,000KW	356095	7158852		10751423
841191 PARTS TURBO-JET /PROPELLERS	67	77893	19411	94205
841199 OTH, PARTS OF GAS TURBINES	450645	6670388	458958	5268328
841210 REACTION ENG OTH THAN TURB-JET		755		
841221 LINEAR ACTING, HYD ENGINE&MOTOR	6533	28099	1146	11349
841229 OTH, HYDRAULIC POWER ENG&MOTOR	8982	92062	6110	99238
841231 LINERA ACT, PNEUMATIC ENG&MOTOR	2758	39817	693	14650
841239 OTH, PNEUMATIC ENG & MOTOR	862	18081	2348	42790
841280 OTH, ENGINES AND MOTOR	474	65282	86	8504
841290 PARTS OF ENGINES AND MOTOR	5848	90321	11687	65189
841311 PUMPS FOR DISPENSING FUEL/LUB	25979	363798	61356	226249
841319 O-PUMP FITTED MEASURING DEVICE	9867	496278	6458	203433
841320 HAND PUMP O/THN H-841311, 19	343	4571	276	4991
841330 FUEL LUBRICATING/COOLING PUMPS	233572	1892315	230594	2326850
841340 CONCRETE PUMP FUEL LUBRICATION	2160	103268	7714	72647
841350 OTH POSITIVE DISPLACEMENT PUMP	6173	378460	64551	214918
841360 OTH ROTARY PIDISPLACEMENT PUMP	10739	45317	398	78144
841370 OTH CENTRIFUGAL PUMS	225956	2546087	49121	3865759
841381 OTH PUMS LIQUID ELEVATORS	46279	1030690	47608	1054333
841382 LIQUID ELEVATORS		15575	166	73482
841391 PART OF PUMPS	172288	1478898	106212	1223940
841392 PARTS OF LIQUID ELEVATORS PUMP		717	26	2237
841410 VACUUM PUMS	2647	166092	12778	127766
841420 HAND/FOOT OPERATED AIR PUMS	5324	15174	589	24173
841430 COMPRESSOR REFRIGERATOR EQUIP	1584079	9750825	1473333	11884164
841440 AIR COMPRESSORS MOUNTED W/CHAS	6675	199748	13371	1374810
841451 FANS TABLE, FLOOR, WALL, WINDOW	67531	453257	65590	363293
841459 OTH FANS	20406	475073	21891	362978
841460 HOODS MAX-HORIZONTAL SIDE120CM	6089	102106	8303	65961

Contd.



## 10.11 Imports by Economic Categories (Detail)

(In Thousand Rupees)

ITEMS	MAY.,2011	FROM JUL-2010	MAY.,2010	FROM JUL-2009
841480 OTH GAS COMPRESOR&RECYCL RODS	440471	6534306	142981	3695152
841490 PARTS AIR/VACUM PUMPS ETC.	131011	1140413	96644	1296592
841510 WINDOW/WALL TYPE AC/SPLIT SYS	48022	784614	108473	797821
841520 A.C.MACHINES FOR MOTOR VEHICLE	10777	25373	383	30054
841581 A.C.MACH COMP MOTOR DRI FAN	15129	35013	9924	37018
841582 O- AC INCOR REFRIGIRATING UNIT		171712		84413
841583 OTH A.C. MACH NOT REFRIG UNIT	15743	365087	16450	558940
841590 PARTS OF AIR CONDITION MACHINE	645133	3048022	584138	3003954
841610 FURNACE BURNERS LIQUID FUEL	1775	18850	5367	41518
841620 OTH FURNAC BURNER INCL COMBINT	2888	248759	4196	323351
841630 MECHANICAL STOKERS GRATES ETC		20102		14173
841690 PART OF BURNRS OTH ART OF 7412	7576	131705	3094	236959
841710 FURNAC & OVEN F/ROAST/MELTING	10331	293668	175833	1507075
841720 BAKERY OVENS INCL BISCUIT OVEN	390	42504	5717	165791
841780 OTHER FURNANCE AND OVENS INDUS	2670	140359	2821	43059
841790 PART OF INDUSTRIAL LAB FURNACE	5367	39930	373	107087
841810 COMBINED REFRIG-FREEZE W-DOORS	376	13332	6204	44263
841821 REFRIGERATORS HOUSEHOLD TYPE	24297	133975	7085	152389
841829 OTH REFRIGERATOR HOUSHOLD TYP	7019	142003	38661	145106
841830 FREEZERS OF CHEST TYPE	253	30710	21	19136
841840 FREEZERS OF THE UPRIGHT TYPE	1564	29644	2984	40992
841850 O-FURNI-STORAGE,DISPLY FRZ EQU	2110	35178	7235	50000
841861 OTH REFRIG FREZ EQPT HEAT PUMP	19268	105798	278	15302
841869 OTH REFRIG FREZ EQPT HEAT PUMP	100132	1819620	224468	1133667
841891 FURNITURE REFRIG FREEZING EQPT		18147	2040	6368
841899 OTH PARTS REFREGERATING EQUIPT	318206	1981782	241165	1824774
841911 INSTANT GAS WATER HEATERS	2650	71464	745	76919
841919 OTH INSTANT STRONGWATER HETER	8200	179220	11730	43890
841920 MEDICAL SURGICAL LAB STERILISE	14856	176897		106682
841931 DRYERS AGRICULTUL PRODUCTS	2864	46138	21886	23889
841932 DRYERS WOOD PAPER PULP P/BOARD	175446	204891	3196	39961
841939 OTHER DRYERS	11742	432795	28349	444896
841940 DISTILLING RECTIFYING PLANT	3612	1740323	1915	32940
841950 HEAT EXCHANGE UNITS	21173	1674342	6785	766179
841960 MACHINERY LIQUIFY AIR O/GASES	97056	165459	3782	309563
841981 OTH MACH PLANT EQPT HOT/COL FD	4372	56167	346	15376
841989 OTH MACHINERY PLANT AND EQPT	56350	1511944	124359	4579656
841990 PARTS MACH PLANT LAB EQUIP ETC.	23909	332553	14290	1165440
842010 CALENDERING OTH ROLL MACHINES	123914	141886	1749	47801
842091 CYLINDER(FOR CALENDERING MACH)	965	6148	43	4551
842099 OTH PART OF CALENDER MACHINE	354	14852	3306	13957
842111 CREAM SEPARATORS	11179	11811		945
842112 CLOTHES-DRYERS		5049	181	2121
842119 OTH CENTRIFUGES INCLUDING DRYR	19093	455923	30635	481556
842121 FILTERING PURIFY MACH&APARATUS	11334	2195164	219662	649468
842122 FILTERING MACH FOR BEVERAGES	34	29338	133	6676
842123 OIL&PETROL-FILTER INT.COMBSN	22126	294266	21322	241260
842129 OTH FILTER MACHS APPARATUS NES	45237	629397	27501	360726
842131 INTAKE AIR FILTER COMBITION ENG	34198	328429	20746	369312
842139 OTH FILTERING PURIFY MACH/APPA	129622	1869074	175532	1867449
842191 PARTS CENTRIFUGES INCL DRYER	4394	411735	41978	350138
842199 PARTS OF FILTERING PURIFY MACH	27556	344946	12237	459173
842211 DISH WASHING MACHINE HOUSEHOLD	1250	7211	1671	6332

Contd.

## 10.11 Imports by Economic Categories (Detail)

(In Thousand Rupees)

ITEMS	MAY.,2011	FROM JUL-2010	MAY.,2010	FROM JUL-2009
842219 OTHER DISH WASHING MACHINE	399	9784	1309	7656
842220 MACH CLEANING/DRYING BOTTLE		17789		9250
842230 MACH FILLING/CLOSING BOTTLES	1010509	4010534	93482	2809912
842240 OTH PACKING WRAPPING MACHINE	23997	426368	19758	681321
842290 PARTS MACH FIL/CLEAN WRAP PACK	46900	727469	45045	731975
842310 PERSONAL WEIGHING MACHINES	3114	55528	4875	37561
842320 SCALES FOR CONT WEIGHING GOODS	8887	10014	17060	21059
842330 CONSTANT WEIGHT SCALES/HOPER	20	36038	846	21474
842381 OTH WEIGHT MACHINERY-30KG	1638	40051	2728	184568
842382 OTH WEIGHT MACH CAP-30-5000KG	9128	84809	6356	66558
842389 OTH WEIGHING MACHINERY	15247	115517	11773	31846
842390 WEIGHT MACH WIS ALL KINDS&PART	4411	56410	2701	59718
842410 FIRE EXTINGUISHERS W/N CHARGED	11067	354829	14436	271747
842420 SPRAY GUNS&SIMILAR APPLIANCES	3535	141309	5842	83667
842430 STEAM,SAND BLAST,JET PROJ MACH	2875	60643	36916	87025
842481 AGRICULTURAL OR HORTICULTURAL	43967	254378	15012	232911
842489 OTH APPL PROJ/DISPERS/SPRY LQD	9104	241976	576	89461
842490 PART MECH APPLIANCE SPRAY ETC.	59991	235611	4928	691474
842511 PULLEY TACKLE HOISTS POWER	16209	93110	12853	133744
842519 O-PULLY/HOISTS/WINCH/CAPSTANS	7140	147336	19425	182237
842531 OTH WINCH CAPSTAN POWER E/MOT	131	9868	23	4492
842539 OTHER WINCHES CAPSTAN	2007	34726	1934	26912
842541 JACKS,HOISTS-RAISING VEHICLES	2216	7451		10188
842542 OTH JACKS AND HOISTS HYDRAULIC	29891	176970	7046	173118
842549 OTH MECHANICAL HANDING EQUIPMT	711	4579	730	106726
842611 OVERHEAD-TRAVELING CRAN F-SUPO	28207	133047		581836
842612 MOBILE LIFTING FRAME ON TYRES	518	149528	2052	63457
842619 OTH O/HEAD TRAVEL/TRNSPOT CRAN		225253	418810	580035
842620 TOWER CRANES		31370	4552	46907
842630 PORTAL OR PEDESTAL JIB CRANES		2561396		
842641 O-MACHINERY SELF PROP ON TYRES	45736	137413	69765	1523535
842649 OTH MACHINERY SELF PROPELLED	433	566683		731983
842691 O-MACH DESIGED MOUNT ROAD VEH		21779	1413	14546
842699 OTH MACHINERY NOTSELF PROPELED				588
842710 SELF PROPELL TRUCK WITH EL MOT	15397	150321	21707	145528
842720 OTHER SELF-PROPELLED TRUCKS	37027	692007	83883	518152
842790 OTH WORK TRUCK LIFT/HAND EQUIP	1750	31682	9721	101786
842810 LIFTS AND SKIP HOISTS	107299	888467	57801	915505
842820 PNEUMATIC ELEVATORS&CONVEYORS		141546		595295
842831 ELEVATOR/CONVEYOR,UN/GROND USE		986		191022
842832 OTH ELEVATOR/CONVEYOR BUKT TYP		109725		14774
842833 OTH ELEVATOR/CONVEYOR BLT TYPE	309	13508	12748	32972
842839 OTH CONT ACTELEVATOR,CONVEYOR	16766	328215	54283	845559
842840 ESCALATORS & MOVING WALKWAYS	3028	268129	4236	998249
842860 TELEFERICS CHAIR-LIFT,F/FURNIC		5691	480	1570
842890 OTH MACHINERY LIFT/HANDLE ETC.	21492	761836	65347	1800406
842911 TRACK LAYING BULDOZER/ANGLEDZR	6619	98650	34063	475632
842919 BULDOZRS/ANGLEDRO/TRACK LAYING	5533	373915	27080	233526
842920 GRADERS AND LEVELLERS	15102	454116	53731	657018
842930 SCRAPERS		6740		4981
842940 TAMPING MACHINE & ROAD ROLLERS	15187	467929	63464	794057
842951 FRONT-END SHOVEL LOADERS	76332	872273	114197	1419496
842952 MACHINERY 360 REVOLVG S/SIRUIE		2586		37

Contd.

## 10.11 Imports by Economic Categories (Detail)

(In Thousand Rupees)

ITEMS	MAY.,2011	FROM JUL-2010	MAY.,2010	FROM JUL-2009
842959 OTH MECHANICAL SHOVALS EXCAVOR	273051	2738164	211242	2550559
843010 PILE-DRIVERS /EXTRACTORS		90786		11672
843020 SNOW-PLOUGHS AND BLOWERS				582
843031 SELF-PROP COAL ROCK CUTTER		63856		90820
843039 OTH SELFPROP COAL/ ROCK CUTTER		14486		6062
843041 OTH BORS SINK MACH SELF-PROPEL		197384		20286
843049 OTH BOR/SINK MACH NOT SELFPROP	158268	446338	9567	270875
843050 OTH MACHINERY SELFPROPELLED	1970	5285		4527
843061 TAMP COMPACT MACH NOT SELFPROP	1727	36349	4248	20242
843069 OTH MACHINERY NOTSELF-PROPELED	321	8910		43939
843110 PARTS MACHINERY HEADING 84.25	199	14792	414	10289
843120 PARTS MACHINERY HEADING 84.27	5137	45338	1256	29156
843131 PARTS OF LIFT SKIPHOLST&ESCALT	3858	99104	6711	51857
843139 OTH PARTSLIFT/HANDLE/LOAD MACH	7606	72387	29838	175927
843141 BUCKETS SHOVELS GRABS & GRIPS	428	35049	3937	34143
843142 BULLDOZER OR ANGLEDOZER BLADES		20855	11282	71581
843143 PARTS BOR/SINK MACHINERY	57414	1386966	139924	2524760
843149 PART MACH HEAD 84.26.84.29-30	204616	1802455	68924	3229389
843210 PLOUGHS	2	264		
843221 DISC HARROWS, SCARIFIERS, CULTI		24053	2954	18681
843229 OTH HAROW SCARIFIER WEDER&HOS	302	6146	1021	6359
843230 SEEDERS PLANERS & TRANSPLANTER	217	1208		1728
843240 MANURE SPREADER&FERTILISER DIS	150	2718		
843280 OTH AGR HERTI, FORESTRY MACHRY		43791	7026	51241
843290 PARTS AGR HERTICULTURAL MACHIN	36832	246320	5223	223046
843311 LAWN MOVER PARKS/SPORTS GROUD	216	2272	523	2272
843319 OTH MOVER LAWN PARKS SPORTGOOD	103	4165	54	3352
843320 OTH MOWERS INCLUDING CUTER BAR	102	24689	1836	13371
843330 OTH HAYMAKING MACHINERY	70	70		306
843340 STRAW BALER INCL PICK-UP BALER	6619	26944		
843351 COMBINE HARVESTER-THRESHERS	16710	733436	59659	1077592
843352 OTH THRESHING MACHINERY			103	2245
843353 ROOT/TUBER HARVESTING MACHINES		1845		2834
843359 OTH HARVESTING MACHINES	977	21700	1918	32027
843360 MACH CLEAN SORT EGG FRUT AGPRO	1153	20362		6217
843390 PARTS MACH CLEAN/SORT EGG ETC	1872	20478	4444	15860
843410 MILKING MACHINES	1126	127673	4297	104078
843420 DAIRY MACHINERY	101368	1095233	8224	505916
843490 PART MILKING/DAIRY MACHINERY	5122	51003	5931	60014
843510 MACHINERY (PRESSES,CRUSHES)	210	123864		236913
843590 PART OF JUICE EXTRACTING MACHI		5789	79	8285
843610 MACHRY PREP ANIMAL FEED STUFS	15542	136703	97267	136957
843621 POULTRY INCUBATORS & BROODERS	45765	491076	337	144251
843629 OTH POULTRY KEEPING MACHINERY	62882	1031500	176281	1155148
843680 OTH MACHINERY		91178		26385
843691 PARTS POULTRY KEEP MACH BRODER	507	14876	7225	18290
843699 OTH PART OF AGRI/HORT MACHINER	6672	64949	4628	79165
843710 MACH CLEAN SORT GRAD GRAIN/VEG	49562	928906	33890	961455
843780 OTH MACHINERY	36594	388497	41633	548274
843790 PARTS MACHINE USE MILLINDUSTRY	12721	252213	21310	264406
843810 BAKERY MACH MFG MACARONI SPGTTI	1889	313296	4205	444440
843820 MACH MANU CONFECTIONERY COCA		594216	976	254916
843830 MACHINERY SUGAR MANUFACTURE	229	91301	1275	24481

Contd.

## 10.11 Imports by Economic Categories (Detail)

(In Thousand Rupees)

ITEMS	MAY.,2011	FROM JUL-2010	MAY.,2010	FROM JUL-2009
843850 MACH PREPARATION MEAT/POULTRY	3353	436771	51403	229683
843860 MACH PREP OF FRUITS/NUTS/VEG.	122638	145565		553242
843880 OTHER MACHINERY	9247	169453		130828
843890 PARTS MACH/ND MFG FOOD DRINK	3490	74073	7560	85670
843910 MACHINERY M/PULP FIBROUS MATAI		30958		29671
843920 MACHINERY MAKE PAPER P/BOARD	4984	1281733	11018	87648
843930 MACHINERY FINISH PAPER P/BOARD		51367		75645
843991 PARTS MACHIN PULP FIBROSMATERL	1628	9774		4922
843999 OTH PARTS MACHIN PAPER P/BOARD	22475	188024	20113	260981
844010 BOOK-BIND&BOOK-SEWING MACHIN	3909	26352	151	31057
844090 PARTS BOOK BINDING MACHINERY	86	338	43	1330
844110 CUTTING MACHINES	9882	242479	6992	460966
844120 MACH MAKE BAGS SACKS/ENVELOP		6087	535	3152
844130 MACHI MAKE CARTONS BOX TUBEETC	657	32359	327	43056
844140 MACH MOULDING ARTICLE P/P,PULP	2770	19631	529	5311
844180 OTH MACH FOR MAKING P&P/BOARD	244	268380	1978	89952
844190 PART MAC H-8441.1000,8441.4000	2871	99983	3029	45658
844230 PRINTING MACH, APATUS&EQUIPMEN	339	43501	197823	271956
844240 PARTS OF THE FOREGOING MACH	624	15121	8377	61897
844250 PLATE ,CYLINDER/PRINT COMPONE	5405	43288	4689	59230
844311 OFF SET PRINT MACHIN REELFED	1652	198725	12195	98486
844312 SHEET FED,OFFICE TYPE S-22&36	10793	52239	6301	62617
844313 OTH OFFSET PRINTING MACHINERY	18607	633693	17867	598972
844314 LETTERPRESS PRI-MACH REEL FED		499204		230
844315 LT-PRESS P-MACH O/T R-FED,FLEX		19301		637
844316 FLEXOGRAPHIC PRINTING MACHIN	6142	549820	893691	999260
844317 GRAVURE PRINTING MACHINERY	24299	115126	25740	83439
844319 HOT STAMPING MACHINES	92935	1031919	70665	631896
844331 MACH PERFORM TWO OR MORE FUNCT	6235	85971	24244	163292
844332 PRINTER CONNECT TO AUTOMA DPM	96560	1125677	103769	815388
844339 O-MACH REPRODUC ORIGINAL IMAGE	57295	390963	5108	251827
844391 PART/ACCE PRINTING MACH H-8442	18548	191186	9038	127926
844399 PARTS /ACCE OTH PRINTING MACH	58954	702109	56953	657510
844400 MAC EXTRUD CUT M-MADE TEX-MATE		45655		238741
844511 CARDING MACHINES	59662	1195986	35960	554694
844512 COMBING MACHINES		174115		134
844513 DRAWING /ROVING MACHINES	133384	2399033	55895	325974
844519 OTH MACH TEXTURE FIBRE ETC	80889	1077869	22198	212905
844520 TEXTING SPINNING MACHINES	117504	3983586	123867	914997
844530 TEXTILE DOUBLING OR TWIST MACH	66641	328958	59703	317987
844540 TEXTILE WINDING MACHINE	94622	2353917	256851	1116265
844590 OTH MACH, TEXTILE FIBRE	56172	1328274	33588	631043
844610 WEAVING MACH FAB WD-NOT>30CM	3217	148904	5106	77617
844621 POWER LOOM WEAV FAB EXCED 30CM		55212		12656
844629 OTH WEAVING MACHINES(LOOMS)	107746	2041489	108264	727840
844630 WEAV MACH FAB >30CM SHUTTLES	357774	5447656	289524	2968925
844711 CIRCULAR KNITTING MACHINE	14255	686903	2052	58580
844712 CIRCULAR KNIT MACH DIA>165MM	3612	177936	21449	94460
844720 FLAT KNIT MACH STITCH-BONDING	12790	206963	52014	139937
844790 OTH MACH GIMPED YARN TULE LACE	353731	3909180	442703	4445593
844811 DOBBIES JACQUARD COPY ETC MACH	15190	178137	7540	45798
844819 OTH AUXILIARY MACHIN HD84.44-47	56337	462997	22717	241087
844820 PARTS&ACCESORIES MACH H-84.44	4731	91508	5783	75712

Contd.

## 10.11 Imports by Economic Categories (Detail)

(In Thousand Rupees)

ITEMS	MAY.,2011	FROM JUL-2010	MAY.,2010	FROM JUL-2009
844831 CARD CLOTHING	115127	919368	55090	703863
844832 PART ACCESORY MACH TEXT FIBRE	615	19753	1473	20963
844833 SPINDLE SPIND FLYER S/IN RING	112447	1026064	117587	871134
844839 OTH PARTS&ACCESSORIES 84.45	154493	1510733	86549	1070148
844842 REEDS FOR LOOMS HEADS&H/FRAM	42186	298056	25785	290464
844849 OTH PART ACCESSORIES WEAV MACH	55122	453422	18148	368669
844851 SINKERS NEEDLES & OTH ARTICLES	35891	438557	33603	343061
844859 PART ACCESSORY MACH HEAD 84.47	27198	340040		203925
844900 MACH MFG FINISH NON WOVENS		41001	504	56876
845011 WASHING MACH FUL-AUTO NOT>10KG	10565	142240	35927	200159
845012 O-MACH BUILT-CENIRIFUGAL DRIER	4581	43352	13079	143215
845019 O-MACH DRY LINE CAPA -NOT>10KG	2640	66665	6872	77294
845020 MACHINE DRY LINE CAP EXCEL0KG		5240		5171
845090 PARTS FOR H/HOLD WASH MACHINE	11454	120172	2272	40004
845110 DRY-CLEANING MACHINES		9477	2986	70495
845121 DRY MACH OF DRYLINEN CAP<10KG		175		1262
845129 OTH DRYING MACHINES	431	178987	31151	145415
845130 IRONING MACHINES & PRESSES	363	44763	3611	9016
845140 WASHING BLEACH DYE MACHINES	106855	920097	282000	1132551
845150 REELING UNREEL FOLDING ETC MAC	9248	114317	5681	59139
845180 OTH MACHINERY	239239	3973614	265296	2617551
845190 PARTS FOR DRY CLEAN/DYING MACH	23831	221949	19607	215929
845210 SEWING MACHINE HOUSEHOLD TYPE	9837	146318	8867	88524
845221 AUTOMATIC UNITS SEWING MACHINE	1644	47969	21759	88363
845229 OTH SWING MACHINES	328734	1591399	93978	1216583
845230 SEWING MACHINE NEEDLES	16751	157054	16758	150061
845240 FURNITURE,BASES COVER SEWI MAC	90	4035	19	982
845290 OTHER PARTS OF SEWING MACHINE	13623	130937	15362	152851
845310 MACH PREP,TANN HIDE,SKIN LEAT	38807	353968	11987	218721
845320 MACH MAKING/REPARING FOOTWEAR	7985	134641	8062	144243
845380 OTH MACH REPAR H-SKINS/LEATHER	107	34460	344	13289
845390 PARTS OF MACH TANNING,FOOTWEAR	1076	60517	4565	83481
845410 CONVERTERS	160	2124	177	3489
845420 INGOT MOULDS & LADLES	1841	6782	43	544
845430 CASTING MACHINES	514	110813	7004	521200
845490 PARTS OF CONVERTERS LADLES ETC	201	13140	1098	13385
845510 TUBE MILLS	9633	190082		15285
845521 HOT/COMBIN HOT&COLD ROLING MIL	4707	361912	88606	575534
845522 COLD, ROLLING MILLS	1384	63086	91724	1441292
845530 ROLLS FOR ROLLING MILLS	72868	238844	7709	272105
845590 OTH PARTS METAL ROLLING MILLS	804	133279	38	7313
845610 MACH TOOL WORKING BY LSER ETC	2035	28149	102808	122577
845620 MACH OPERATED ULTRASONIC PROCE		2649		6939
845630 MA-TOOL OPER ELECTRO DISCHARGE	6048	33278	1683	41212
845690 O-MAC TOOL FOR REMOVAL OF MAT		2668		326
845710 MACHING CENT FOR WORKING METAL	46074	198674	9740	177421
845720 UNIT CONSTRUCTION MACH(SINGLE)				1393
845730 MULTI-STATION TRANSFER MACH	15954	60120		320
845811 HORIZONTAL LATH NUMERICL CONTROL	14550	148825	5527	128395
845819 OTHER, HORIZONTAL LATHES	4159	155613	15751	163405
845891 OTH LATHES NUMERICALLY CONTROL	12707	66350	1684	90008
845899 OTH LATHES FOR REMOVING METALS	1947	139914	7155	99328
845910 WAY TYPE UNIT HEAD MACHINES	7445	12656	159	16500

Contd.

## 10.11 Imports by Economic Categories (Detail)

(In Thousand Rupees)

ITEMS	MAY.,2011	FROM JUL-2010	MAY.,2010	FROM JUL-2009
845921 OTH DRILL MACH NUMERICAL CONT	180	3565		46499
845929 OTHER DRILLING MACHINES	6537	210403	14407	195899
845931 OTH BOR/DRIL MACH NUMERI CONTR		2063	4206	8131
845939 OTHER BORING-MILLING MACHINES	310	59752	3107	151908
845940 OTHER BORING MACHINES	3719	55509	5419	97416
845951 MILLING MACH KNEE TYPE N.CONTR	297	21449	2364	13216
845959 MILL MACH W TRAVERSER =<300MM	715	24044		18690
845961 OTH MILLING MACH NUMERICAL CONT		23631	2416	22550
845969 OTHER MILLING MACHINES	4649	77739	9121	114054
845970 OTH THREAD/TAPPING MACH	1429	14771	21151	31121
846011 F.SURFACE GRIND MACH NUM CONTR		19456		847
846019 OTH F.SURF GRIND MAC AXIS0.01M	1533	59401	232	60947
846021 OTH GRIND MACH NUMERICAL CONTR		3394	1055	1055
846029 OTH GRIND MACH AXIS 0.01MM	889	22971	1412	20725
846031 SHARPENING MACH NUMERICAL CONTR		675		
846039 OTH SHARPENING MACH-TOOL	389	9950	1384	23338
846040 HONING OR LAPPING MACHINES	1466	8499	406	6668
846090 OTHER MACHINE TOOLS	3886	37941	5235	30830
846120 SHAPPING OR SLOTTING MACHINES	1015	49837	6141	44083
846130 BROACHING MACHINES	1999	16605	1891	15937
846140 GEAR CUTTING,GRIND/FINISH MACH	3258	53492	6666	67059
846150 SAWING OR CUTTING-OFF MACHINES	11244	130267	14496	135499
846190 OTH MACH TOOL FOR METAL WORK	8575	63405	3082	51556
846210 FORGING/DIE-STAMP MACH&HAMMERS	300	67962	20005	83132
846221 BEND,FOLD,ETC MACH NUM CONTROL	3187	57097		148768
846229 OTH BENDING,FOLDING MACH	28595	95702	1269	75152
846231 SHEARING MACH NUMERICAL CONTR		117858		
846239 OTH SHEARING MACH	1812	45720		44031
846241 PUNCH/NOTCH MACH NUM CONTROLLED		53		2196
846249 OTH PUNCHING/NOTCHING MACH	6973	89004	21243	146663
846291 HYDRAULIC PRESSES	2449	277471	4939	189666
846299 OTH PRESSES FOR WORK METAL	5128	134431	9788	49059
846310 DRAW-BENCH FOR BARS,TUBES WIRE				11619
846320 THREAD ROLLING MACHINES	225	5751		31125
846330 MACHINES FOR WORKING WIRE	110614	158625	514	48047
846390 OTH MACH TOOL WORKING METALS		63141		49140
846410 SAWING MACHINES	2948	80897	2499	48101
846420 GRINDING OR POLISHING MACHINES	2305	48412	6475	73146
846490 OTH MACH TOOL WORK STONE/CER/C	2005	96826	2878	150482
846510 MACHINE FOR MECHANIC OPERATION	100	100		
846591 SAWING MACHINES	9892	19896		23704
846592 PLANING,MILLING, MOULD MACH		15612	512	4860
846593 GRINDING SANDING POLISHING MAC		20732	1045	14347
846594 BENDING OR ASSEMBLING MACHINES		15746	259	1640
846595 DRILLING OR MORTICING MACHINES	681	4461		2665
846596 SPLITTING SLICING PARING MACH		26947		9044
846599 OTH MACH TOOL FOR WOOD CORKETC	3620	82456	3911	78792
846610 TOOL HOLDER SELF OPEN DIEHEAD	8173	62255	5314	57220
846620 WORK HOLDERS		3143	49	6302
846630 DIVIDING HEAD & ATTACH M-TOOL	552	3745	91	4532
846691 OTH PART FOR MA-TOOL H.84.64	1603	11922	1577	36675
846692 OTH PART FOR MA-TOOL H.84.65	546	15823	757	13324
846693 PART/ACCES MACH TOOL PLAN ETC	4706	85569	4418	99766

Contd.

## 10.11 Imports by Economic Categories (Detail)

(In Thousand Rupees)

ITEMS	MAY.,2011	FROM JUL-2010	MAY.,2010	FROM JUL-2009
846694 PART/ACCES MACH TOOL FOLD ETC	253004	532614	4372	38621
846711 PNEUMATIC ROTARY TYPE TOOLS	47	4274	45	3423
846719 OTH PNEUMATIC TOOLS FOR WORK	21194	79184	2114	44343
846721 DRILL W ELEC MOTOR OF ALL KIND	15624	123364	14616	105068
846722 SAWS SELF CONTAINED ELE-MOTOR	1287	13314	755	12054
846729 OTH TOOL WITH ELECTRIC MOTOR	17956	277255	39149	269262
846781 CHAIN SAWS	658	18623	1819	14056
846789 OTH TOOL WORKING IN HAND	397	47813	46025	91827
846791 PARTS OF CHAIN SAWS	93	1007	160	873
846792 PARTS OF PNEUMATIC TOOLS	2052	9154	95	7858
846799 OTH PART TOOL WOR IN THE HAND	7252	114205	3189	137989
846810 HAND HELD BLOW PIPES	22	426		764
846820 OTH GAS-OPERATED MACH APPARATU	683	16070	2875	29623
846880 OTH MACH FOR SOLDER,BRAZING	2024	19642	5109	32800
846890 PARTS FOR SOLDERING,BRAZIN MAC	8511	255276	2785	24163
846900 TYPEWRITER;WORD PROCESS MACH	6	481	277	483
847010 ELEC CALCULATOR,DATA REC MAC	9039	66418	6062	51771
847021 CALC. MACH W PRINT DEVICE	230	460		404
847029 OTH ELECTRO CALCULATING MACHIN	182	1842	253	6346
847030 OTHER CALCULATING MACHINES	175	1870	312	4522
847050 CASH REGISTERS	320	19795	7856	22871
847090 OTH POSTAGE,TICKET ISSUE MACH	5339	9792	110	4875
847130 PORTABLE AUTOMATIC DP MACHINE	575479	6915566	648768	6004744
847141 OTH AUTOMATIC DATA PRO MACHINE		245288	34322	458597
847149 OTH PRESENTED IN FORM SYSTEMS	152724	450289	107203	1051847
847150 PROCESSI UNIT O/T,H-8471.41,49	190940	2174143	28083	1450272
847160 INPUT,OUTPUT UNIT IN S-HOUSING	44003	487126	34053	588623
847170 STORAGE UNITS	96966	1137769	85189	923135
847180 OTH UNITS OF AUTO DAT PRO MACH	3844	76781	6589	90255
847190 OTH LAN,BRIDGES,HUBS EXCL SWIT	120466	848656	98933	943482
847210 DUPLICATING MACHINES		2100	230	2414
847230 SORTING/FOLDING/AFFIXING MACH	50157	76160	22	4788
847290 OTHER, OFFICE MACHINES	68973	840105	25071	578831
847310 PARTS/ACCESS OF MACH H-84.69		608		
847329 OTH PARTS OF MACH H-84.70	607	16698	450	8831
847330 PARTS/ACCESS OF MACHINE 84.71	73679	965688	54600	1156279
847340 PARTS/ACCESS MACHINE HEAD84.72	7039	134511	6383	114269
847350 PARTS/ACCESS MAC HD84.69-84.72	229	38579	1865	176325
847410 SORTING/SCREENING/WASHING MACH	1596	35712	128122	431729
847420 CRUSHING OR GRINDING MACHINES	6535	231308	5770	1120608
847431 CONCRETE OR MORTAR MIXERS	16637	374930	25923	239803
847432 MACH FOR MIXING MINERAL&BITUME	70	44958	13538	209618
847439 OTH MACH FOR MIXING MINERALS		133	10752	184287
847480 OTHER MACHINERY		354529	62887	175310
847490 PART OF SORTING,SCREENING MACH	96036	664553	110131	1098499
847510 MACH FOR MAKING ELEC LAMP/TUBE				805
847529 OTH GLASS WORKING MACHINES	1414	118793		63890
847590 PARTS OF MACHINES H-NO. 84.75	19823	79621	30945	108935
847621 BEVERAGE/VENDING MA W REFRIG		208		7
847629 OTH,AUTOMA BEVERG-VENDING MACH		1824		204
847689 OTH MACH INCL MONEY CHANG MACH	80	178		1700
847690 PARTS OF MACH HEADING 84.76		60		29224
847710 INJECTION-MOULDING MACHINES	77756	1385708	248852	1313220

Contd.

## 10.11 Imports by Economic Categories (Detail)

(In Thousand Rupees)

ITEMS	MAY.,2011	FROM JUL-2010	MAY.,2010	FROM JUL-2009
847720 EXTRUDERS	89443	472956	123837	1677811
847730 BLOW MOULDING MACHINES	13412	788940	139104	486809
847740 VACCUM MOLDING/THERMOFORM MACH	3644	37016	758	58206
847751 MACH MOULD PNEUMATIC TYRE,TUBE		43236	7528	19538
847759 OTH MACH FOR MOLDING/FORMING	34184	117966		82932
847780 OTH MACH FOR WORKING RUB/PLAST	13590	1713717	24706	395715
847790 PARTS OF MACH,WORKING RUB/PLAS	37543	322239	31877	266814
847810 MACH FOR REPAIRING TOBACCO	29936	106468	32666	276523
847890 PARTS OF MACHINES OF H-84.78	17601	148720	8211	188393
847910 MACH FOR PUBLIC WORKS,BUILDING	55154	249409	9418	147538
847920 MACH FOR EXTRACT/PREP FATS/OIL	5071	16932		22268
847930 PRESS PARTICAL/FIBRE BOARD ETC	37993	365782		108528
847940 ROPE OR CABLE MAKING MACHINES	1011	2222		31750
847950 INDUSTRIAL ROBOTS(N.E.S. )		5171	15917	53978
847960 EVAPORATIVE AIR COOLERS	86511	442762	47779	386283
847981 MA FOR TREATING METAL/FILE WIRE	22083	513518	105501	334418
847982 MIX/KNEAD/CRUSH/GRIND ETC MACH	43883	1578784	262270	2803608
847989 OTH APPLI IDIVIL FUNCTIO MACH	494225	3045946	71559	6949811
847990 PART OF MA H- 8479.20.60.82.84	48711	1326361	115567	1115966
848010 MOULDING BOXES FOR MET FOUNDRY	7969	55393	1552	35232
848020 MOULD BASES	1804	44734	4949	40702
848030 MOULDING PATTERNS	3927	26625	409	18867
848041 INJECTION OR COMPRESSION TYPES	4893	52679	2744	42512
848049 OTH, MOULDS FOR METAL/CARBIDES	28278	216331	7827	166164
848050 MOLULDS FOR GLASS	3626	52910	3990	99204
848060 MOULDS FOR MINERAL MATERIALS.	5012	27814		20862
848071 INJECTION OR COMPRESSION TYPES	17424	248779	13299	350683
848079 OTH MOULDS FOR RUBBER/PLASTICS	73952	638667	51094	604779
848110 PRESSURE-REDUCING VALVES	39701	451756	38014	379529
848120 VALVES,OLEOHYD/PNEUMATIC TRANS	4493	42559	3196	74211
848130 CHECK (NONRETURN) VALVES	54078	482490	60834	463143
848140 SAFETY OR RELIEF VALVES	93784	579961	49126	515054
848180 OTH APPLIANCE(TAP,COCKS,VAL)	326385	5469245	318352	5482746
848190 PARTS OF APPLICANCE H-NO.84.81	73738	963804	91595	813704
848210 BALL BEARINGS.	265001	2874572	210130	2212470
848220 TAPERD ROLLER BEARING INC CONE	84302	591396	44402	432987
848230 SPHERICAL ROLLER BEARINGS	15368	280190	29987	375678
848240 NEEDLE ROLLER BEARINGS	4990	72196	5961	51776
848250 OTH CYCLINRICAL ROLLER BEARING	11978	176063	12992	176420
848280 OTH COMBINED BALL/ROLLER BEAR	41024	698700	26916	595293
848291 BALLS, NEEDLES/ROLLERS PARTS	8840	110607	11199	73908
848299 OTH PARTS OF BALL/ROLLER BEAR	25964	202092	30192	195718
848310 TRANSMISSION/CRANKS/SHAFTS.CAM	223340	1885763	206572	1893602
848320 BEARING HOUSING-BALL/ROLR BEAR	12270	100850	4585	102342
848330 BEARING HOUSING NOT INCOR BEAR	154784	1275148	62490	877679
848340 GEAR,CHAIN SPOK,GEAR BOXES ETC	162445	1516763	85141	1201733
848350 FLYWHEL/PULEY INCL PULEY BLOCK	9232	146244	5261	79506
848360 CLUTCHES AND SHAFT COUPLING	67608	465477	16928	260335
848390 PARTS OF HEADING 84.83	29269	189885	22044	205774
848410 GASKET&SIMILAR JOINT OF MATAIS	64654	878108	47525	690799
848420 MECHANICAL SEALS	41579	301437	15549	327004
848490 OTH GASKET&SIMI JOINT DISSIMIL	50733	571908	35486	462000
848610 MACH FOR MANUF BOULES / WAFERS		479		926

Contd.



## 10.11 Imports by Economic Categories (Detail)

(In Thousand Rupees)

ITEMS	MAY.,2011	FROM JUL-2010	MAY.,2010	FROM JUL-2009
848620 MAC FOR MANUF S-COND,I-CIRCUIT		4703		131
848630 MACH FOR MANUF FLAT PANEL DISP	844	844		118
848690 PARTS&ACCE OF MACH MANU S-COND		1547		2348
848710 SHIPS/BOATS,PROPELLERS&BLADES	717	21504	69	2441
848790 O-PARTS&ACCE NOT CON ELE-CONN	68129	425856	47900	625790
850110 ELEC MOTOR OUTPUT NOT>37.5.WAT	185858	528928	24617	524433
850120 UNIVERSAL AC/DC MOTOR >37.5 W	8422	163596	13582	162604
850131 OIH DC MOTOR/GEN 0-P=750 WATT	16148	190694	15013	135197
850132 O-DC MOTOR/GEN 0-P-750W-75KW	7348	55662	6963	80439
850133 OIH DC MOTO/GEN 0-P-75KW-375KW	20378	43682	618	118089
850134 OIH DC MOTOR/GEN OUTPUT >375KW		195809	1759	98306
850140 OIH AC MOTORS,SINGLE-PHASE	96166	1059609	50508	785578
850151 OIHER AC MOTORS MULTI-PHASE	3757	118227	98404	211658
850152 AC MOTORS,OUTPUT-750W-75KW	42592	899385	96459	619928
850153 AC MOTORS,OUTPUT>75KW	55573	312421	11737	450534
850161 AC GENERATORS OUTPUT NOT>75KVA	35964	374332	38545	286121
850162 AC GENERATORS OUTPUT-75-375KVA	7304	75130	2215	19725
850163 AC GENERATOR 0-P-375KVA-750KVA		12313	859	20059
850164 AC GENERATORS OUTPUT >750 KVA	7309	297839	13140	396636
850211 EL GENERATOR (DIESEL)0-P>75 KVA	220634	4419239	329596	2722127
850212 GENER SET(DIESEL)OP- 75-375KVA	167566	1559224	227131	1798443
850213 GENER SET(DIES ENG)OP>375KVA	56388	3886429	98681	30715298
850220 GENER SET(SP-ING ENG)OP>375KVA	1007518	8394878	1446736	23051175
850231 GENERATING SETS,WIND POWERED		15025		5040
850239 OIHER GENERATING SETS	86430	13575538	383342	8232090
850240 ELECTRIC ROTARY CONVERTERS.		22217	543	3596
850300 PARTS FOR MACHIN H-85.01/85.02	236176	2148646	588606	3556803
850410 BALLAST FOR DISCHARG LAMP/TUBE	12493	94678	19576	172125
850421 LIQUID DIELECTRICT FORMERS	211	26462	970	10685
850422 LIQ D-E T/FORMER-650-10000KVA	521	21161		43817
850423 LIQ DI-ELE T/FORMER >10000KVA	327	1229825	39436	1189284
850431 OIH TRANSFORMER-PHC-NOT>1 KVA	36649	498781	58207	301112
850432 OIH TRANSFORMER-PHC-1KVA-16KVA	2986	150385	1837	77106
850433 OIH TRANSFORMER-PHC-16-500KVA	9764	477515	50980	489479
850434 OIH TRANSFORMER-PHC>500 KVA		4989095		1092234
850440 STATIC CONVERTERS	267877	3536736	524523	3843131
850450 OIHER INDUCTORS	25823	187091	10631	141628
850490 PARTS ELEC POWER MACH H-8504	38279	1085815	187736	1230567
850511 PERMANENT MAGNETS AND ARTICLES	2095	36435	2859	36957
850519 OIH PERMANENT MAGNETS&ARTICLES	6604	79558	6364	84240
850520 EL-MAGNET COUPLING,CLUTCH ETC	2697	28250	1202	54253
850590 OIH EL-MAGNET INC/PART HD85.05	5183	35840	3196	47528
850610 MANGANESE DIOXIDE P/CELL&BATT	31683	665032	23326	290676
850630 MERCURIC OXIDE P/CELL&BATTERIES		50		6269
850640 SILVER OXIDE P/CELL&BATTERIES	314	635		3670
850650 LITHIUM PRIMARY CELL&BATTERIES	28863	383899	39333	291315
850660 AIR ZINC PRIMARY CELL&BATTERIES	313	11587	346	2154
850680 OIHER PRIMARY CELL&BATTERIES	37347	885405	21770	197582
850690 PARTS OF PRIMARY CELL&BATTIEIES	3984	27952	4129	30437
850710 LEAD-ACID ACCUMULATOR(STARING)	7390	51399	5086	37315
850720 OIHER LEAD-ACID ACCUMULATORS	255801	1656265	61034	1024082
850730 NICKEL-CALMIUM ACCUMULATORS	1164	21367	776	10884
850740 NICKEL-IRON ACCUMULATORS	59	97		36

Contd.

## 10.11 Imports by Economic Categories (Detail)

(In Thousand Rupees)

ITEMS	MAY.,2011	FROM JUL-2010	MAY.,2010	FROM JUL-2009
850780 OTHER ACCUMULATORS	7725	442050	8057	366715
850790 PARTS EL-ACCMOLATOR INCL SEPR	35756	246918	4379	222230
850811 VACUM CLEANER SE-COMTA E-MOTOR	3026	44809	5774	40453
850819 OTH VACUUM CLEANERS SELF MOTOR	1277	26635	2300	56113
850860 OIHER VACUUM CLEANERS	480	11322		10101
850870 PARTS OF VACCUM CLEANERS	197	2552	23485	25749
850940 FOOD GRINDER/MIXERS&JUICE EXT	74214	556203	36234	317033
850980 OTH DOMESTIC APPLIANC	2132	53564		50742
850990 PARTS DOMESTIC APPLIAN	10065	99352	9018	83132
851010 SHAVERS SELF CONTAINED EL-MOTO	3697	26468	2865	16088
851020 HAIR CLIPPERS SELF CON EL-MOTO	2991	16927	1582	12845
851030 HAIR-REMOVING APPLIANCES	7855	40015	730	22367
851090 PART OF SHAVER/CLIPPER/REMOVER	12	1128	6	447
851110 SPARKING PLUGS	86823	755959	66744	562315
851120 IGNITION/DYNAMOS MAG-FLYWHEELS	12915	112280	7476	62772
851130 DISTRIBUTORS;IGNITION COILS	23964	223878	14470	162675
851140 STARTERS MOTORS/DEUL PUR GENER	4128	68924	9004	73231
851150 OTHER GENERATORS	1423	18573	581	35589
851180 OTH EL-IGNITION/START EQUIP	1912	128812	500	51396
851190 PARTS OF THE HEADING NO.85.11	20982	92191	3318	58819
851210 LIGHTS SIG EQUIP BICYCLE USED	298	4547		1445
851220 OTH LIGHTING SIG EQUIPMENT	118693	1102635	115759	1062128
851230 SOUND SIGNALLING EQUIPMENT	12541	96607	9172	84029
851240 WINDSCREEN WIPER,DEFROST/DEMIS	2776	20056	737	26011
851290 PARTS OF THE HEADING NO.85.12	2068	28661	2169	24060
851390 PARTS(OF THE HEADING NO.85.12)	249	4028	4411	8505
851410 RESISTANCE HEATED FURNACE/OVEN	37	5604	596	1117
851420 INDUCTION/DIELECTRIC FUR/OVENS	85235	583216	24707	347095
851430 OTHER FURNACES AND OVENS	4630	192101	12595	342072
851440 OTH IND/DI-EL HEATING EQUIPMNT	3225	33717	4883	32627
851490 PARTS(OF HEADING NO.85.14)	18428	168278	1266	34670
851511 SOLDERING IRONS AND GUNS	1576	25479	1030	24578
851519 OTH BRAZING/SOLDER IRONS&GUNS	3738	33171	2528	28409
851521 MACHINES,RES WELDING OF METAL		29609	646	40756
851529 OTH MACH RES WELDING OF METAL	1059	49476	11072	122239
851531 MACH ARC WELDING METAL F/AUTO	12382	51571	125	21025
851539 OTH MACH/APP ARC WELDING METAL	12837	466933	42396	357262
851580 OTH MACH/APP HOT SPRAYING METL	22829	138007	15656	106043
851590 PARTS(OF HEADING NO.85.15)	3252	62134	3828	116813
851610 ELE INSTANEOUS/IMERSION HEATER	158	10480		11719
851621 STORAGE HEATING RADIATORS		2683		804
851629 OTH ELE SPACE/SOIL HEATING APPA	3230	49680	3548	73670
851631 HAIR DRYERS	1575	17962	5428	24794
851632 OTHER HAIR DRESSING APPARATUS	1038	23488	4662	15978
851633 HAND DRYING APPARATUS	128	2639	477	943
851640 ELECTRIC SMOOTHING IRONS	10292	70629	14990	86179
851650 MICROWAVE OVENS	18194	273650	3888	324877
851660 OTH OVEN/COOKER/GRILL/ROASTERS	6755	57338	7433	59639
851671 ELECTRIC COFFEE OR TEA MAKERS	6545	66990	5671	37512
851672 ELECTRIC TOASTERS	10015	107896	14788	90926
851679 OTH ELECTRIC-THERMIC APPLIANCE	2170	77568	19654	33982
851680 ELECTRIC HEATING RESISTORS	8821	69820	9510	114303
851690 PARTS EL-THERMIC APP H-85.16	65192	550359		316630

Contd.

## 10.11 Imports by Economic Categories (Detail)

(In Thousand Rupees)

ITEMS	MAY.,2011	FROM JUL-2010	MAY.,2010	FROM JUL-2009
851711 LINE TELEPHONE CORDLESS H-SETS	469	17105		32777
851712 TELEPHONE FOR CELLULAR NETWORK	3160301	41021704	2983993	23832561
851718 OTHER TELEPHONES	20408	94274	30357	74421
851761 BASE STATIONS FOR WIRELESS N-W	157926	2053467	6488	1321634
851762 MACH FOR RECEPTION VOICE/IMAGE	1334802	12686962	1160903	11409285
851769 OTHER APPARATUS	1059139	10512605	1568672	8109281
851770 PARTS FOR TELEPHONES/WIRELESS	585841	6589538	504357	6136529
851810 MICROPHONES AND STANDS THEREOF	2352	25983	1375	14606
851821 SINGLE L/SP MOUNTED IN ENCLOUR	4773	73487	6480	65410
851822 MULTIPLE L/SP MOUNTED IN ENCL	26139	202093	13372	82498
851829 OTH L/SP NOT MOUNTED IN ENCL	13239	128802	15491	102345
851830 HEAD/EAR/MICRO PHONE SPEAK SET	25930	311455	27605	265380
851840 AUDIO FREQUENCY ELEC.AMPLIFIER	2059	152740	2437	27389
851850 ELECTRIC SOUND AMPLIFIER SETS	825	21664	1053	11178
851890 PARTS & ACCESSORIES HEAD 85.18	2669	23202	4246	23114
851920 APPA OPERATED BY COINS,BANKNOT				442
851930 TURNTABLES (RECORD-DECKS)		131		6
851950 TELEPHONE ANSWERING MACHINES	7	61		271
851981 O-APPA USING MAG/OPTICAL MEDIA	111	2015	2160	3970
851989 OTH COMPACT DISK PLAYERS	6665	114801	8000	80928
852110 MAGNETIC TAPE TYPE	2371	39866	3710	64468
852190 OTH VIDEO REC/REPRODUCING APP	25481	228043	36959	395442
852210 PICK UP CARTRIDGES	14	18	4	78
852290 OTH T/COM EQ/AC HD 85.19-85.21	19989	183182	10003	102562
852550 TRANSMISSION APPA FOR RADIO/TV	2211	554239	51542	162661
852560 TRANSMISSION APPARATUS	38162	491578	46254	737293
852580 TV CAMERAS ,DIGI/VIDEO CAMERA-R	42887	341964	35155	309365
852610 RADAR APPARATUS				168763
852691 RADIO NAVIGATIONAL AID APPARAT	3987	62407	1852	267177
852692 RADIO REMOTE CONTROL APPARATUS		1021	210	1092
852712 POCKETSIZE RADIOCASSETE PLAYER	249	9581	1363	31050
852713 OTH APPA COMB W/SOUND REC/PRO	1883	32041	3633	20585
852719 OTH RECORDING/REPRODUCING APPA	3124	54049	2842	60857
852721 OTH RADIO BRO-RECEIVER FOR VEH	1378	32757	1558	27386
852729 OTH SOUND REC/REPRO APPA VEH	5053	31557	4510	50947
852791 OTH APPA COMB W/SOUND REC/PRO		4351		3886
852792 APPA NOT COMB W-S-RECOR/REPROD		53		157
852799 MODEMS FOR SUND RECOD APPA	685	49065	127	55071
852841 MONITORS AUTOM DATA PRO SYSTEM	89036	579038	15098	465227
852849 OTH CATHODE-RAY TUBE MONITORS	1412	8932		16736
852851 OTH MONITOR DATA PROCESSING SY	110927	1120954		859454
852859 OTHER MONITORS	2825	22752	85268	97792
852861 PROJECTOR FOR AUTO- DPS-H8471	4593	55407	7906	74510
852869 MULTIMEDIA PROJECTOR-FOR DP-SY	392	14617	398	2777
852871 RECEPTION APPA FOR TV	2829	5605	16	16090
852872 OTH COLOUR TV SETS	6573	164202	10735	186678
852873 OTH BL&WHITE/MONOCROME R-APA	540	589		647
852910 AERIALS/REFLCTORS ALL KINDS	25021	333992	53485	492373
852990 OTH PARTS/APP H-85.25-85.28	549025	3455156	192575	2170881
853010 EIL-SIGNAL EQP RAILWAY/TRAMWAY		939110		2822
853080 OTH SIGNAL EQP EL TRAFIC CONT	299	88321	4557	79182
853090 PARTS OF EQP HEAD 85.30	20	5298		4332
853110 BURGLAR/FIRE ALARMS/SIMIL APPT	5229	101739	9124	182516

Contd.

## 10.11 Imports by Economic Categories (Detail)

(In Thousand Rupees)

ITEMS	MAY.,2011	FROM JUL-2010	MAY.,2010	FROM JUL-2009
853120 INDICATOR PANEL INCRP LCD/LED	9669	89591	11738	90879
853180 OTHER APPARATUS	7766	66409	4536	318940
853190 PARTS ELEC SOUND/VIS SIG APPT	4723	124739	11428	107528
853210 FIX CAPACITO 50/60HZ CAP.5KVAR	1653	51804	2478	49865
853221 OTHER FIXED CAPACITOR		764		457
853222 ALUMINIUM ELECTROLYTIC FIX CAP	456	8016	730	7641
853223 CERAMIC DIELEC,SIN-LYR FIX CAP	121	5756	340	2840
853224 CERAMIC DIELEC MUL-LYR FIX CAP	226	2297	65	468
853225 DIELECTRIC PAPER PLAS FIX CAP	836	4341	730	3318
853229 OTHER FIXED CAPACITORS	18947	270129	12948	139640
853230 VARIABLE/ADJUSTABLE CAPACITORS	6918	162676	10813	235152
853290 PARTS OF ELECTRICAL CAPACITORS	24253	132297	1286	129389
853310 FIXED CARBON RES COMP/FILM TYPE	6283	62285	5096	63552
853321 OTH FIXED RES CAPACITY < 20 W	2676	18582		10816
853329 OTHER FIXED RESISTORS	9122	119246	7044	56799
853331 W/WOUND RESISTOR- RHEO&POTEN	1851	20388	2922	13810
853339 OTH W/WOUND VARIABLE RESISTORS	2428	14906	1273	15287
853340 OTH VAR RES INCL REHEOSTATS	1678	40676	2808	31178
853390 PARTS FOR ELECTRICAL RESISTERS	201	2656	244	4954
853400 PRINTED CIRCUITS	63299	839322	63314	472566
853510 FUSES FOR VOLTAGE >1000 VOLTS	100	27675	2491	8921
853521 AUTOMA C-BRAKER VOT <72.5 KV	42313	353160	3489	352511
853529 OTH AUTOMATIC CIRCUIT BRAKER	60023	498301	81444	298496
853530 ISOLATING/MAKE-AND-BREAK SWIT	3132	189911	19757	204927
853540 LIGHT ARRESTER,VOL LIMITER ETC	4849	50959	26160	182535
853590 ELEC APP SWITCHING CIR>1000VOL	5061	843513	39755	230829
853610 FUSES FOR VOLTAGE <1000 VOLTS	3899	58416	4538	46523
853620 AUTOMATIC CIR BREAKER	87237	980072	76875	926460
853630 OTH APP PROTECTING ELEC CIRCU	1708	44414	419	50875
853641 RELAYS FOR VOLTAGE	8434	103133	12162	98056
853649 OTHER, RELAYS	56249	852551	54464	611777
853650 OTHER SWITCHES	116626	693350	81093	508057
853661 LAMP HOLDERS	3261	34927	5304	42490
853669 OTHER,PLUGS AND SOCKETS	27830	308193	24231	221781
853670 CONNECTORS FOR OPTICALFIBRES	5819	72402	1978	13736
853690 OTH ELECTRICAL APPARATUS	80682	1115237	96274	983028
853710 BOARD,PANEC ETC VOLTAGE-1000V	119245	1790256	89510	1687933
853720 BODIES,CONSOLE ETC VOLT>1000V	5068	1428609	24471	2088143
853810 BOARD,PANELS GOODS HEAD 85.37	22391	436985	25165	364564
853890 OTH PARTS SUITABLE GOOD H85.37	134521	1383995	109349	1810099
853910 SEALED BEAM LAMP UNITS	8130	107846	9481	105666
853921 TUNGSTEN HALOGEN LAMPS	18483	253836	29155	174253
853922 OTH LAMPS 200W FOR VOLT>100V	5935	159853	13768	161333
853929 OTH FILAMENT LAMPS EXCL U-VIOL	25314	253454	23162	257429
853931 DISCHARGE LAMP O/TAN U-V-LAMP	43050	403263	47192	503862
853932 MERCURY OR SODIUM VAPOUR LAMPS	5127	17271	5562	55680
853939 OTH DISCHARGE LAMPS,O/TH ULTRA	540895	5985942	670898	5205937
853941 ARC-LAMPS (ELECTRIC)	132	7360	638	1640
853949 OTH ULTRA-VOILET/INFRA-REDLAMP	3410	81349	5950	40128
853990 PARTS ELECTRIC FILAMENT/D-LAMP	35618	275386	31780	208416
854011 CATHODE-RAY TV PICTURE TUBES	137737	1259836	74013	1114682
854020 TV CAMERA TUBE(IMAG CONVERTER)		190		55
854050 DATA/GRAPHIC DISPLAY TUBE B&WH				3

Contd.

## 10.11 Imports by Economic Categories (Detail)

(In Thousand Rupees)

ITEMS	MAY.,2011	FROM JUL-2010	MAY.,2010	FROM JUL-2009
854060 OTHER CATHODE-RAY TUBES		51	4	576
854071 MAGNETRONS	12287	172375	1220	156962
854072 KLYSTRONS		2268		2267
854079 OTH,MICROWAVE TUBE,CARCINOIR	122	2465	5	552
854081 OTHER VALVES AND TUBES:		254	86	306
854089 OTHER VALVES ANA TUBES,N.S.	577	7603	591	3150
854091 PARTS OF CATHODE-RAY TUBES	103	1162		127
854099 OTH PARTS OF HEADING NO.85.40	1707	7648		9375
854110 DIODES,OTH THAN PHOTOSENSITIVE	14274	146311	11961	130955
854121 TRANSISTOR O/THAN PHOTOSENSITIV	1148	14710	1452	13833
854129 OTH TRANSISTOR O/TH PHOTOSEN	8370	105409	7331	73788
854130 THYRISTORS DIACS AND TRIACS	1519	13753	1082	14366
854140 PHOTOSENSITIV SEMICONDUCTOR DE	106174	650818	9324	175547
854150 OTH SEMICONDUCTOR DEVICES	8550	283539	16985	165656
854160 MOUNTED PIEZO-ELECTRIC CRYSTAL	1756	8868	426	9702
854190 PARTS OF APPARATUS OF H-85.41	7321	24805	596	28213
854231 ELECTRONIC INTEGRATED CIRCUIT	17925	216319	19726	162420
854232 MEMORIES	35	5608	140	4740
854233 AMPLIFIERS	4174	23945	2801	15922
854239 OTH ELECTRO INTEGRATED CIRCUIT	42987	441891	53500	320914
854290 PARTS OF ELEC INTIGRAT CIRCUIT	5003	41782	5324	40958
854310 PARTICLES ACCELERATORS		937		491
854320 SIGNAL GENERATORS	12401	111108	3817	33842
854330 MACH APPA EL-PLAING ELECTROLYS		76273	372	65569
854370 OTHER MACHINE/APPARATUS	90778	667283	38544	866041
854390 PARTS OF THE APPARATUS H-85,43	2970	107217	4511	103664
854411 WINDING WIRE OF COPPER	6664	280885	9599	105177
854419 OTHER WINDING WIRE OF COPPER	64908	777089	44279	399901
854420 CO-AXIAL CABLE & CONDUCTORS	26844	367407	25766	177507
854430 IGNITION & OTHER WRITING SETS	3549	149420	4104	93613
854442 COMPUTER LEADS WITH CONNECTOR	42849	456493	49999	293589
854449 OTH ELECTRIC CONDUCTOR N>1000V	93320	2899954	94891	1711404
854460 OTH EL CON FOR VOLTAGE >1000V	137131	1284017	339471	1307446
854470 OPTICAL FIBRE CABLES	7103	470753	54565	115321
854511 ELECTRODES USED IN FURNACES	7382	56957	6254	58152
854519 OTHER ELECTRODES	3970	19080	865	23441
854520 CARBON BRUSHES	2952	85447	1148	37984
854590 OTH LAMP/BATTERY CARBON,GRAPIT	3976	36819	5598	38220
854620 EELECTRICAL INSULATOR CERAMICS	1229	37699	1814	75988
854690 OTH ELE INSU OTH THN GLAS,CERA	1924	59112	5226	48307
854710 INSULATING FITTINGS OF CERMIC		2994	4430	6207
854720 INSULATING FITTINGS OF PLASTIC	33	4800	40	29052
854790 OTH INSULATIN FITT PLAS/CERMIC	12892	84465	13034	161480
854810 WAST/SCRP PRI BAIKY,CEL,ACCUMU	77330	891409	120015	588244
854890 OTH,PARTS ELE MACHINE/APP NES	106	25046	431	47507
860400 RAIL/TRAMWAY MAINTENANCE VEHIC		39090		
860630 SELF DISCHARGING VANS,WAGONS				4504
860692 RAIL/TRAMWAY GOODS VAN OPEN				12578
860719 OTH INCL PARTS AXELS/WHEEL		45840		3217578
860721 AIR BRAKES AND PARTS THEREOF		903	728	16056
860729 OTH BRAKES LOCOM&PATS THEREOF	1902	63271		101076
860730 HOOKS,COUPLIN DEVICES,BUFFERS		3078		17116
860791 OTHER PARTS OF LOCOMOTIVES	4161	89084	1524	83579

Contd.

## 10.11 Imports by Economic Categories (Detail)

(In Thousand Rupees)

ITEMS	MAY.,2011	FROM JUL-2010	MAY.,2010	FROM JUL-2009
860799 OTH RAILWAY LOCOMOT STOCK PART		25986		12751
860800 RAIL/TRAMWAY TRACK FIXTURES	129	116900		63151
860900 CONTAINERS SPECIL DESI ,EQUIPPED	4269	87420	7440	136446
870110 PEDESTRAIN CONTROLLED TRACTORS		2852		
870120 ROAD TRACTORS FOR SEMI-TRAILER	50336	513160	187607	3043684
870190 COMP AG-TRACTORS-ANY KIT FORM	706264	2247507	336327	10897751
870210 M.VEH 10 OR >PERSON DIESEL ENG	92749	2137819	357721	2021901
870290 COMP O-M-VEH 10PER&DERIVER AKF	66612	344253	63882	436143
870310 M-CAR FOR TRAVEL ON SNOW/GOLF	363	8632		8003
870321 MOTOR VEH CYLINDER CAP-1000CC	1371174	16697962	978019	12461882
870322 OTH CAR CY CAP>1000CC - 1500CC	2315104	22335707	2094924	19480074
870323 OTH VEH CYL CAP 1500 - 3000CC	716681	8622977	1027804	7185409
870324 OTH VEH CYL CAPACITY>3000CC	4682	822609	98681	941130
870331 OTH VEH(DIESEL ENG)CYL-C-1500CC		63693	15109	43141
870332 VEH(DIESEL ENG)CY-1500 -2500CC	36867	424932	62349	803478
870333 OTH VEH(DIESEL ENG)CAP>2500CC	3327	39152		215994
870390 OTH M-CAR/M-VEH FOR PERSONS	16664	915117	57584	571158
870410 DUMPERS DESIGN FOR OFF-HIGHWAY	80556	412034	17001	550002
870421 OTH VEH(DIESEL ENG)NOT>5TONNES	407003	4588531	699424	3292623
870422 OTH VEH(DIESEL ENG)GVW-5-20TON	248656	2216506	113858	2495348
870423 OTH VEH(DIESEL )GVW >20 TONNES	118902	863674	18204	1271180
870431 OT VEH SPARK-IGNITION NOT>5TON	66944	1807534	104601	1132460
870432 OT VEH (SP-IGN)GVW > 5 TONNES		2996		
870490 OTH VEH FOR TRANSPORT GOODS		16859		
870510 CRANE LORRIES		161770	37148	219059
870520 MOBILE DRILLING DERRICKS			19048	462726
870530 FIRE FIGHTING VEHICLES	28162	2174265	10369	10369
870540 CONCRETE-MIXER LORRIES	4034	94912	2402	121448
870590 OTH SPECIAL PURPOSE MOTOR VEHL	5306022	9273026	550633	6091529
870600 CHASIS WITH ENG VEH-H-8701-05		72261	345	345
870710 BODIES/CABS FOR VEH-H-87.03	2849	29651	3228	7682
870790 BODIES OF VEH-H-870421.90&.3190	631	34740	172	14961
870810 BUMPERS AND PARTS THEREOF	7647	69323	3274	63245
870821 OTH PART ACCE OF BODIES,SEATS	6918	105498	10087	82514
870829 OTH PART ACCE OF BODIES,CABS	755066	5593462	282983	2664883
870830 BRAKES&SERVO-BRAKES,PARTS VEH	19291	341725	28375	300544
870840 GEAR BOXES AND PARTS THEREOF	8299	51945	830	10831
870850 DRIVE-AXLES WITH DIFFERENTIAL	24657	281081	11044	158775
870870 ROAD WHEELS&PARTS&ACCESSO	30385	247940	25467	204117
870880 SUSPENSION SYS,SHOCK-ABSORBERS	98080	1282680	152479	1263812
870891 RADIATORS & PARTS THEREOF VEH	20964	184094	14279	206922
870892 SILENCERS&EXHAUST PIPES,PARTS	277	5001	186	51420
870893 CLUTCHES AND PARTS THEREOF	14886	161572	13169	139923
870894 STEERING WHEELS,CLUMNS,BOXES	76317	601613	82401	513681
870895 SAFETY AIRBAGS INFLATER SYSTEM	478	18772		
870899 OTH PARTS FOR VEHICLES H-8701	422690	3456892	1371069	5140534
870911 WORK TRUCKS SELF-PROPEL ELECTIR		2077		1849
870919 OTH WORK TRUCK SELF PRO N-FITT	7890	295497	2511	25446
870990 PARTS,H-NO.87.09 OF WORK TRUCK	2007	12604	1864	4550
871110 MOTORCYCLE CYL CAP-NOT>50CC		22104		2849
871120 M-CYCLE CYL CAPACITY- 50-250CC	586332	5629500	576746	4611951
871130 M-CYCLE CYL CAPACITY-250-500CC	8667	11862	4092	5474
871140 M-CYCLE CYL CAP-500-800CC	435	7200	257	924

Contd.

## 10.11 Imports by Economic Categories (Detail)

(In Thousand Rupees)

ITEMS	MAY.,2011	FROM JUL-2010	MAY.,2010	FROM JUL-2009
871150 M-CYCLE CYL CAP EXCEEDIN-800CC		6041		1278
871190 OTH M-CYCLE (INCLUDING MOPEDS)		144		789
871200 BICYCLES, OTH DELIVERY TRICYCL	41061	210518	10353	87420
871310 INVALID CARRIAG NOT MECH PROPL	15563	323804	13225	65767
871390 OTH INVALID CARRIAG MOTORISED		13732	252	7422
871411 SADDLES OF MOTORCYCLES, MOPEDS		169	11	119
871419 OTH PART ACCESS OF MOTORCYCLE	770550	6134528	419607	4335602
871420 PART ACCE INVALID CARRIAGES	22	188	9	276
871491 FRAMES, FORKS & PARTS THEREOF	31	15236	4286	14973
871492 WHEEL RIMS AND SPOKES	214	21351	1087	29044
871493 HUBS, COAST BRAK HUB, FREE WHEL	5287	55734	3093	25180
871494 BRAK, COAST BRAK HUB, HUB BRAK	276	13308	513	7819
871495 OTHER, SADDLES	851	23063	2693	20061
871496 PEDALS, CRANK-GEAR, & PARTS THOF	1107	8328	43	6118
871499 OTHER, PARTS AND ACCESSORIES	12785	406538	9812	75045
871610 TRAILER, SEMI-TRALER CARVN TYPE		3781		2435
871631 TAKER/SEMI TANKER TRAILERS		40728		25898
871639 OTH TRAILER, SEMI TRAI FOR GOOD				82134
871640 OTH TRAILERS & SEMI-TRAILERS	3630	6524		1171
871680 OTH VEH NOT MECHANICALLY PROPL	1991	41647	4256	22946
871690 PARTS, TRAILER SEMI-TRAI H87.16	13977	204823	1473	60508
880100 GLIDERS AND HANG GLIDERS		3168		4414
880211 HALICOPTER UNLADN WT!>2000 KG				287923
880212 HALICOPTER UNLADN WT>2000 KG		3936687		1116213
880220 AEROPLAN UNLADEN WT NOT>2000KG				7425
880230 AEROPLAN UNLADN W-2000-15000KG				983931
880240 AEROPLAN UNLADN WT >15000KG		198295		466345
880310 PROPELLERS, ROTORS & PATS THROF		6131		
880320 UNDER CARRIAGES/PARTS THEREOF	654	4276	2623	3493
880330 OTH PARTS OF AEROPLANE/HELICOP	390315	3245826	34606	1179153
880390 OTH PARTS OF H-88.01 OR 88.02	305931	5207267	563032	5960502
880529 OTH GROUND FLYING TRAINER PART	898165	1002592		212
890110 CRUISE SHIPS, BOATS FOR PERSONS		3060	4108	876909
890120 TANKERS			144356	211542
890190 OTH VESSELS FOR PERSONS/GOODS	32077	2309185		
890310 INFLATABLE YATCHS, VESL PLE/SPO		210	172	1976
890391 SAILBOATS, WITH/W-OUT AUX-MOTOR		13592	112	2985
890392 MOTORBOAT, O/THN OUTBOARD M-BO	386	18198	86	682
890399 OTH INFLATABLE YATCHIS	8624	9685	1956	3647
890400 TUGS AND PUSHER CRAFT.		377509		55559
890510 DREDGERS	726821	9921028		3265162
890520 SUBMERSIBLE DRILLING PLATFORMS		36277		17073782
890590 OTH LIGHT VESSELS, FLO-CRANES		175159		4378269
890610 WARSHIPS		349324		
890690 OTHER VESSELS & LIFEBOATS		22018		
890710 OTH FLOATING INFLATABLE RAFTS		929	99	394
890790 OTH FLOATING STRUCTURES, TANKS		3567		38152
890800 VESSELS&F-STRU FOR BREAKING UP	7458167	43982266	2422796	26818698
900510 BINOCULARS	268	6307	700	2943
900580 OTH ASTRONOMICAL INSTRUMENTS		2750	1987	25767
900590 PARTS/ACCESSORIE OF BINOCULARS		3569		3992
900711 CAMERA FOR FILM<16MM WD/DOU8MM				324
900719 OTHER CINEMATOGRAPHIC CAMERAS		1816		

Contd.

## 10.11 Imports by Economic Categories (Detail)

(In Thousand Rupees)

ITEMS	MAY.,2011	FROM JUL-2010	MAY.,2010	FROM JUL-2009
900720 CINEMATOGRAPHIC PROJECTORS	1052	14243	26	1555
900791 PAR,ACC-CINEMATOGRAPHIC CAMERA	58	1341	314	1822
900792 PART,ACCE-CINEMATOGR PROJECTOR		470	519	646
900810 SLIDE PROJECTORS		275	31	349
900820 MICROFILM/FICHE/FORMS READERS				26
900830 OTHER IMAGE PROJECTORS		3432	467	1059
900840 PHOTOGRAPHIC ENLARGER& REDUCER		100		157
900890 PARTS/ACCE OF IMAGE PROJECTORS	132	1366		393
901010 APPA,EQUI AUTOMATIC DEVELO FILM	7179	206058	9874	95592
901050 OTH APP EQU PHO-GRAPHIC LAB	134	8133	4601	13364
901060 PROJECTION SCREENS	1654	15513	1783	7936
901090 PART ACCE OF APP/EUIP H-90.10		6539	830	6456
901110 STEREOSCOPIC MICROSCOPES		2961	12	13845
901120 OTH MICROSCOPE P-MICROGRAPHY		1657	26	11285
901180 OTHER MICROSCOPES	7737	138630	4107	149267
901190 PART,ACCE OF OPTICAL MICROSCOPE	289	16438	54	3947
901210 M-SCOPE O/THN OPTIC M-SCOP APP	20	21313	456	23063
901290 PART,ACC M-SCOPE O/THN OPTICAL		1851	103	875
901310 TELESCOPIC SIGHTS FITT TO ARMS	413	739	7	1988
901320 LASERS OTHER THAN LASER DIODS	594	4184	758	22033
901380 OTH DEVICES APPLI&INSTRUMENTS		207461	24933	217191
901390 PARTS,ACCE OF SUB GROUP-90.13	19993	25794	115	21640
901410 DIRECTION FINDING COMPASSES	188	1217	893	2139
901420 INST/APPLI AERONAUTIC NAVIGATO		1843		1972
901480 OTH INS/APPLI (NAVIGATIONAL)	416	12835	14	7220
901490 PART,ACCE OF SUB GROUP OF90.14		6386	7	259168
901510 RANGEFINDERS	89	1964	214	2808
901520 THEODOLITES AND TACHEOMETERS	8953	48804	52	6403
901530 SURVEYING LEVELS	415	25634	581	18131
901540 PH-GRAMMETRICAL SURVEY INS/APP				3690
901580 OTH INS AND APPLIANC-SURVEYING	206399	645961	114970	1676712
901590 PARTS&ACCE OF SURVEYING INSTRU	4137	211135	12141	325031
901600 BALANCE SENSITIVITY 5CG/BEITER	1563	24318	672	20890
901710 DRAFTING TABLE MACH W/NOT AUTO	289	36235	3821	27680
901720 O-DRAWING MARK/MATH CALC INSTR	5783	49656	4820	22209
901730 MICROMETERS/CALLIPERS & GUAGES	4251	92258	1906	38450
901780 OTHER INSTRUMENTS	9249	74081	6186	48228
901790 PARTS/ACCE OF MEASURING INSTRU	90	6889	145	8636
901811 ELECTRO-CARDIOGRAPHS	9302	113730	4124	80814
901812 ULTRASONIC SCANNING APPARATUS	28981	312867	90788	691092
901813 MAGNETIC RESONANCE IMAGING APPA	46061	1132564	62729	864632
901814 SCINTIGRAPHIC APPARATUS				96
901819 OTH ELECTRO-DIAGNOSTIC APPARAT	71054	905518	145648	1822171
901820 ULTRA VOILET/INFRA-RED RAY APP		7539	1912	22718
901831 SYRINGES,WITH/WITHOUT NEEDLES	144551	962151	67152	584508
901832 TUBULAR METAL NEEDLE/NEDL SUTU	22958	255614	15673	270509
901839 OTH NEDLES,CAIHERS,CANNULA	360281	2760247	172147	2435243
901841 DENTAL DRILL ENGINES,W/C-D-EQU		7247	4205	8861
901849 OTH;INS/APPLI, DENTAL SCIENCE	5134	78691	6367	85130
901850 OTH,OPHTHALMIC INST&APPLIANCE	19463	312010	31469	287660
901890 OTH INSTRUMENT & APPLIANCE.	293469	4769599	362313	4277299
901910 MECHANO-THERPY,MESSAGE/PSY APP	14708	103526	3691	52330
901920 OZONE,OXYGEN ,AEROSOL THERAPY,	102702	573373	72654	467571

Contd.



## 10.11 Imports by Economic Categories (Detail)

(In Thousand Rupees)

ITEMS	MAY.,2011	FROM JUL-2010	MAY.,2010	FROM JUL-2009
902000 OTH BREATHING APP & GAS MASK,	12293	94156	38257	207364
902212 COMPUTED TOMOGRAPHY APPARATUS	49556	933771	57508	1023206
902213 OTH X-RAY APPA FOR DENTAL USES		4252	874	7827
902214 OTH,X-RAY APP FOR MEDICAL SURG	13054	262631	11235	918572
902219 X-RAY APPA FOR OTHER USES	32282	727531	13209	229935
902221 APP BASE ON ALP,BETA GAMA RADI		83688	1768	74703
902229 APP ALPHA-BE-GA RADI-OTHER USE		94737	5415	31736
902230 X-RAY TUBES	879	38653	9027	97381
902290 O-APP AL-B-G RADI INCL PA/ACCE	4631	224510	56379	132558
902300 APPA DESIGNED F-DEMANSTRATION	32236	659070	16583	606768
902410 MACH&APPLI FOR TESTING METALS		34616	8541	28962
902480 O-MACH-TESTING HARDNESS/SIREN	12772	299412	36509	472843
902490 PARTS&ACC-HARD/SIREN TEST MACH	1575	30840	2397	50364
902511 LIQUID-FILLED THERMOMETER/PYRO	11562	78470	2687	60495
902519 OTHER THERMOMETERS/PYROMETERS	2284	74223	8397	64206
902580 OTHER INSTRUMENTS	19599	170960	9524	137212
902590 PARTS ACCE INSTRUMENTS H-9025	1930	23491	4741	26959
902610 APP,MEASUR/CHECK FLOW/ LEVEL.	6409	141615	10504	134219
902620 APP, MEASUR/CHECK PRESSURE.	29268	364418	21271	316310
902680 OTH,APP,MEASUR VARIATION LIQ/G	86703	1470937	125666	1341015
902690 PARTS,ACCE OF SUB GROUP 90.26.	12368	147548	15652	180051
902710 GAS/SMOKE ANALYSIS APPARATUS.	48794	165385	26806	201225
902720 CHROMATOGRAPHS/ELECTROPHOR INS	122536	446793	19662	181220
902730 SPECTRO,SPECTROPHOT-METER RADI	52313	394014	43894	342465
902750 OTH,INS.USING OPTICAL RADIATION	14783	202240	42270	174548
902780 OTH,INST FOR PHYSICAL CHEM ANA	149913	1481598	180539	1929059
902790 MICROTOMES;PART ACCE APP-90.27	27161	291287	23333	261872
902810 GAS METERS	71284	357499	79992	677604
902820 LIQUID METERS	1458	26944	2164	11356
902830 ELECTRICITY METERS	4435	232609	5461	54678
902890 PART,ACCE OF SUB GROUP 90.26	218529	1217825	82325	1353386
902910 REVOL/PROD COUNTRS,TAXIMETERS,	1482	9904	1478	12067
902920 SPEED INDICATORS/TACHOMETERS	2492	55506	3325	36667
902990 PARTS ACCE OF METERS-H-90.29	9553	96549	6047	87028
903010 INS,MEASUR IONISING RADIATIONS	245	63828	217	83139
903020 OSCILLOSCOPE&OSCILLOGRAPH	5061	51865	3231	32809
903031 O-INSIR MEASUR VOLTAGE,CURRENT	3016	39266	1780	64469
903032 MULTIMETER WITH RECORD DEVICE		3025	1024	5364
903033 O-METER WITH OUT RECOED DEVICE	12422	151044	12628	213466
903039 O-OSCILLOSCOPE W-RECOED DEVICE		28477	1029	64466
903040 OTH,INS,SPE DESI FOR TELECOMMU	8296	56186	4809	45279
903082 OTH,INS,MEASUR SEMICONDUCTOR		3364	999	1929
903084 OTH,APPA,WITH RECORDING DEVIC		3333		3584
903089 OTH,INS,MEASUR ELECTRICAL QTY.	22020	310293	14857	125436
903090 PARTS ACCE OF SUB GROUP 90.30	6548	40378	2258	42177
903110 MACH BALANCING MECHANICAL PARTS	2550	43565	774	40836
903120 TEST BENCHES	2012	220532		28517
903141 OTH,OPTICAL INS CHECK SEMICODU		3180		
903149 OTH,OPTICAL INS & APPLIACES.	969	101348	667	48236
903180 OTH,INS APPLIANCES & MACHINES.	96592	1311422	84961	835571
903190 PART,ACCE OF ARTICLE H- 90.31	6194	173340	13212	120548
903210 THERMOSTAT	22056	268011	49626	311699
903220 MANOSTAT(PRESSURE REGULATORS)	162	14836	89	8870

Contd.

## 10.11 Imports by Economic Categories (Detail)

(In Thousand Rupees)

I T E M S	MAY.,2011	FROM JUL-2010	MAY.,2010	FROM JUL-2009
903281 OIH,INS HYDRAULIC OR PNEUMATIC	61079	85719	488	17192
903289 OIH,REGULATING,CONTROLLING INS	54060	1659577	90923	1886414
903290 PARTS,ACCE OF ARTICLE H- 90.32	113901	1207300	98333	686797
903300 PARTS& ACCE OF HEARING AIDS	6444	153685	12309	219574
940210 DENTISTS,BARBER CHAIRS, PARTS	3320	29336	7339	87413
940290 OIH/OPE TABLES,EXAM TABLE MECH	14249	283054	12059	334151
940591 PARTS OF LAMP LIGHT FIT GLASS.	4663	35704	2013	30101
940592 PARTS OF PLASTIC H-94.05,N.E.S	820	2460	3	1637
940600 PREFABRICATED BUILDINGS.	167798	1481740	212597	2728929

---

 Contd.

## 10.12 Exports by Areas and Countries/Territories

(In Thousand Rupees)

COMMODITIES	MAY.,2011	CUML.FROM JULY 2010	MAY.,2010	CUML.FROM JULY 2009
GRAND TOTALS	195,689,058	1913,068,953	146,423,821	1465,600,093
LATIN AMERICA	221,462	2,590,173	294,340	3,153,851
Antigua and Barbuda		3,634		503
Aruba		166	34	5,297
Bahamas		434	2,535	2,852
Barbados	8,881	36,171	4,148	27,732
British Virgin Is.		416		5,925
Cayman Islands		827	32	1,206
Cuba	13,238	92,701	3,036	53,028
Dominica		1,370	84	2,273
Dominican Republic	97,129	1,164,082	173,469	1,562,378
Grenada	431	34,832	523	37,107
Guadeloupe		11,026		5,382
Haiti	29,190	466,402	60,493	715,947
Jamaica	8,815	89,979	14,421	107,789
Martinique	4,572	4,572		6,609
Montserrat				495
Puerto Rico	39,075	472,016	11,460	250,289
St.Kitts and Nevis		352	94	800
St. Lucia		28,282	6,247	20,605
St.Vincent/Grenadine		1,883		259
Trinidad and Tobago	20,131	181,029	17,762	347,375
CENTRAL AMERICA	1,364,076	13,326,084	1,176,437	10,111,624
Belize	349	1,319		2,613
Costa Rica	5,425	123,198	11,100	160,281
El Salvador	18,491	194,992	15,133	148,944
Guatemala	249,252	2,044,891	104,758	1,685,736
Honduras	67,551	1,009,330	34,712	929,648
Mexico	830,684	7,439,789	710,957	5,507,007
Nicaragua	144,985	1,594,393	263,725	1,126,460
Panama	47,338	918,173	36,051	550,935
SOUTH AMERICA	3,032,310	28,123,909	2,163,819	17,673,630
Argentina	415,366	4,376,502	394,088	3,048,171
Bolivia		20,142	840	28,485
Brazil	534,537	6,672,908	531,409	3,589,822
Chile	677,798	6,251,801	587,482	4,790,780
Colombia	641,518	4,249,387	273,077	2,429,997
Ecuador	78,116	831,770	33,440	487,938
French Guiana				2,935
Guyana	6,071	56,337	1,008	22,680
Paraguay	45,296	664,129	70,741	605,198
Peru	320,276	2,113,180	138,568	1,146,640
Suriname	16,233	51,380	5,892	23,698
Uruguay	113,520	1,188,530	80,568	674,471
Venezuela,Bolivar. R	183,578	1,647,843	46,705	822,814
NORTH AMERICA	33,855,441	321,255,277	29,749,765	269,193,546
Bermuda	224	7,362	831	14,789
Canada	1,512,213	17,392,590	1,565,651	14,818,211
Greenland		104		849
St.Pierre & Miquelon		21,206		
U.S.America	32,343,005	303,834,014	28,183,282	254,359,697
EASTERN EUROPE	2,706,555	34,338,215	1,557,304	21,185,741

Contd.

## 10.12 Exports by Areas and Countries/Territories

(In Thousand Rupees)

COMMODITIES	MAY.,2011	CUML.FROM JULY 2010	MAY.,2010	CUML.FROM JULY 2009
Belarus	303	56,930	1,665	13,039
Bulgaria	80,786	1,108,560	41,076	928,731
Czech Republic	222,482	1,885,931	91,829	1,235,926
Hungary	155,576	1,200,624	96,057	1,099,862
Poland	626,477	5,039,094	333,332	3,040,235
Republic of Moldova	1,332	17,141	2,034	14,560
Romania	240,474	1,975,240	107,759	1,828,808
Russian Federation	747,834	14,694,098	550,999	9,352,055
Slovakia/Slovak R.	176,259	1,748,123	21,836	232,355
Ukraine	455,032	6,612,474	310,718	3,440,170
NORTHERN EUROPE	11,877,808	126,095,739	9,172,886	103,821,821
Denmark	670,999	6,614,728	464,024	5,251,215
Estonia	73,808	1,304,979	154,698	1,137,935
Finland	580,414	4,911,929	349,752	3,149,650
Iceland	1,303	19,545	1,426	20,445
Ireland	215,493	3,512,244	259,004	3,838,866
Latvia	43,858	665,155	47,200	340,954
Lithuania	224,325	2,976,904	169,497	1,882,925
Norway	447,095	4,314,611	253,555	3,598,943
Sweden	714,108	8,096,855	521,586	5,943,626
United Kingdom	8,906,405	93,678,790	6,952,143	78,657,262
SOUTHERN EUROPE	12,933,438	124,403,256	8,819,874	95,116,020
Albania	16,130	128,055	11,237	76,951
Andorra				90
Bosnia & Herzegovina	170	6,244		9,826
Croatia	100,249	622,958	78,333	639,607
Gibraltar		1,130		886
Greece	360,604	4,650,843	389,561	5,389,620
Holy See				105
Italy	6,814,415	60,266,461	4,619,903	46,076,404
Malta	13,818	144,899	20,378	112,199
Portugal	1,232,614	13,304,241	650,458	9,235,509
San Marino				292
Slovenia	169,028	1,214,483	42,183	636,206
Spain	4,210,897	43,914,318	3,003,262	32,846,831
Serbia & Montenegro	15,514	149,625	4,560	91,492
WESTERN EUROPE	23,186,507	216,652,074	13,835,555	147,722,575
Austria	199,548	1,440,519	98,200	1,278,573
Belgium	5,341,537	50,689,048	3,454,880	32,376,074
France	3,583,831	30,100,987	2,215,840	24,102,975
Germany	10,661,655	96,818,628	5,310,851	60,158,115
Liechtenstein	112	112		
Luxembourg	1,964	18,178		18,779
Monaco				339
Netherlands	3,290,061	36,422,856	2,684,789	28,766,715
Switzerland	107,798	1,161,746	70,994	1,021,004
EASTERN AFRICA	6,804,807	49,234,926	2,920,519	41,092,297
Burundi		2,339		398
Comoros	258,070	2,035,181	224,459	1,696,398
Djibouti	1,090,594	3,805,925	103,840	6,198,850
Eritrea		87,354		76,994
Ethiopia	3,402	174,716	7,097	120,338
Kenya	3,067,263	16,130,011	866,008	12,537,241

Contd.

## 10.12 Exports by Areas and Countries/Territories

(In Thousand Rupees)

COMMODITIES	MAY.,2011	CUML.FROM JULY 2010	MAY.,2010	CUML.FROM JULY 2009
Madagascar	586,270	6,865,668	348,991	3,416,825
Malawi	9,299	126,406	7,144	110,704
Mauritius	208,942	2,845,188	217,824	2,073,113
Mayotte		3,453		2,578
Mozambique	303,616	7,612,055	372,200	4,886,940
Reunion	25,550	257,451	22,879	208,972
Rwanda	979	22,454	1,118	13,341
Seychelles	18,168	177,508	5,148	188,352
Somalia	697,960	4,597,093	345,540	5,827,508
Uganda	5,017	165,212	18,752	197,314
U.R.of Tanzania	479,838	3,826,343	346,963	3,229,898
Zambia	5,992	63,590	3,525	31,424
Zimbabwe	43,848	436,979	29,031	275,108
MIDDLE AFRICA	1,157,263	6,007,984	244,514	4,161,216
Angola	72,899	1,335,265	27,334	715,633
Cameroon	1,030,459	3,394,068	87,446	2,433,294
Central African R.	338	338		3,444
Chad	2,160	6,407	174	30,882
Congo, Republic of	48,023	178,256	52,838	395,257
D.R.of Congo	3,384	790,756	45,981	472,876
Equatorial G. (Ri.Mi)		45,453	30,740	32,563
Gabon		182,775		77,268
Sao Tome & Principe		74,665		
NORTHERN AFRICA	2,596,090	22,396,440	1,786,532	18,917,975
Algeria	249,779	2,517,751	168,092	1,670,579
Egypt(U.A.R.)	1,522,225	10,897,474	974,912	7,761,341
Libyan Arab Jamuhir.	15,416	470,148	42,863	746,399
Morocco	259,862	1,829,773	84,561	895,817
Sudan	371,146	4,723,696	448,163	6,824,191
Tunisia	177,661	1,956,214	67,942	1,019,396
Western Sahara(Ri.De)		1,385		251
SOUTHERN AFRICA	1,960,884	22,156,747	1,482,291	17,292,524
Botswana	5,514	100,015	6,624	129,767
Lesotho	41,796	420,801	72,230	325,055
Namibia		72,113	511	81,183
South Africa	1,913,508	21,530,934	1,398,465	16,711,170
Swaziland	66	32,885	4,461	45,348
WESTERN AFRICA	2,791,032	25,316,769	2,252,061	25,899,887
Benin	349,948	4,796,962	487,217	7,204,456
Burkina Faso(Fr.Up.V		3,314		71,279
Cape Verde		12,179		25,452
Co,te d,Ivoire(Fr.Iv	791,046	3,244,988	631,558	4,488,562
Gambia	21,007	816,241	66,962	690,107
Ghana	54,467	2,037,563	18,343	716,054
Guinea	905,051	4,286,896	627,077	2,989,000
Guinea-Bissau	192,339	633,715	1,238	897,595
Liberia	21,691	280,762	147	335,306
Mali		8,332		2,593
Mauritania	53,640	207,492	29,444	262,771
Niger		66,689		135,570
Nigeria	157,768	2,334,533	111,988	3,239,673
Senegal	38,291	2,995,453	21,136	1,345,428
Sierra Leone	175,730	1,401,282	233,433	1,895,042

Contd.

## 10.12 Exports by Areas and Countries/Territories

(In Thousand Rupees)

COMMODITIES	MAY.,2011	CUML.FROM JULY 2010	MAY.,2010	CUML.FROM JULY 2009
Togo	30,054	2,190,367	23,519	1,600,997
EASTERN ASIA	18,966,761	224,505,866	12,925,994	159,996,537
China	9,766,058	128,073,224	6,910,063	90,220,602
Hong Kong S.A.Re.Chi	2,827,507	39,991,041	2,710,217	30,888,436
Japan	1,538,322	12,489,055	647,237	7,397,661
Korea D.P.Republic		7,624		10,217
Korea, Republic of	2,845,741	29,196,245	1,469,049	17,268,495
Macao.China	3,920	12,073		2,159
Mongolia		11,306		3,320
O.Asia(Tai.For.Pe.Ki	1,985,214	14,725,300	1,189,428	14,205,647
SOUTH-CENTRAL ASIA	34,490,863	319,723,177	21,978,910	217,426,731
Afghanistan	22,895,919	177,819,383	13,188,401	121,439,912
Bangladesh	4,786,946	82,919,222	4,080,656	35,659,895
India	1,713,677	20,789,398	1,545,334	20,963,770
Iran ( Islamic R.)	1,290,093	12,109,599	1,372,286	15,940,589
Kazakstan	49,959	604,587	19,469	284,997
Kyrgyzstan/Kyrgyz R.	5,301	62,242	10,736	73,397
Maldives	42,047	358,177	57,149	313,124
Nepal	5,451	50,042	1,197	50,725
Sri Lanka	3,683,539	24,538,187	1,657,805	22,349,573
Tajikistan		56,600	3,188	77,683
Turkmenistan		153,249	4,835	55,943
Uzbekistan	17,930	262,492	37,856	217,124
SOUTH-EASTERN ASIA	7,521,693	58,887,986	4,130,675	55,900,695
Brunei Darussalam	558	65,061	450	25,030
Cambodia Fr.Kampuche	93,048	1,738,884	131,199	1,791,517
East Timor		259		
Indonesia	1,400,741	10,932,749	314,914	5,692,980
Lao People's D.R.	3,234	9,321	131	11,360
Malaysia	1,541,375	12,387,632	829,217	15,730,135
Myanmar	76,743	809,047	82,190	651,336
Philippines	572,162	7,756,744	838,598	12,479,310
Singapore	879,038	5,451,539	282,894	2,970,704
Thailand	904,604	7,327,300	665,703	6,568,032
Viet Nam	2,050,190	12,409,449	985,377	9,980,290
WESTERN ASIA	28,585,560	301,705,585	30,773,429	244,640,641
Abu Dhabi		3,523		
Armenia	1,947	34,955	3,126	24,241
Azerbaijan	133,586	1,023,766	17,506	330,533
Bahrain	552,776	6,682,963	392,517	5,009,834
Cyprus	62,421	432,100	33,082	379,146
Dubai		15,175		
Georgia	28,952	441,842	1,724	147,620
Iraq	493,590	7,722,670	1,064,160	6,764,279
Jordan	313,225	3,154,398	277,359	2,214,605
Kuwait	618,117	7,390,845	494,861	6,710,317
Lebanon	116,175	1,232,075	111,793	1,271,793
Oman	1,642,410	12,168,859	934,169	10,706,383
Qatar	488,764	8,807,237	549,008	8,979,774
Saudi Arabia	4,024,599	32,402,658	3,204,595	29,652,343
Sharjah		55		
Syrian Arab Republic	24,563	1,012,230	140,618	1,191,472
Turkey	7,851,102	68,921,637	3,365,663	37,793,547

Contd.

## 10.12 Exports by Areas and Countries/Territories

(In Thousand Rupees)

COMMODITIES	MAY.,2011	CUML.FROM JULY 2010	MAY.,2010	CUML.FROM JULY 2009
United Arab Emirates	11,614,462	137,867,850	19,628,006	125,944,846
Um-ul-Qaiwan		376		
Yemen	618,870	12,390,373	555,243	7,519,908
AUSTRALIA AND NEW ZEALAND	1,597,367	16,109,475	1,127,294	12,099,780
Australia	1,320,641	13,039,745	919,344	9,768,035
Christmas Islands				258
Heard/Mac Donald Is.		998		
New Zealand	276,726	3,068,732	207,950	2,327,868
US.Minor Outlying Is				3,619
MELANESIA	39,142	231,215	31,624	179,616
Fiji	38,938	205,982	29,996	160,250
New Caledonia		3,751	254	8,234
Papua New Guinea		20,789	1,374	10,688
Solomon Islands	203	451		444
Vanuatu		242		
MICRONESIA		706		1,057
Guam		396		263
Kiribati				567
Micronesia,F.States		311		226
POLYNESIA		7,351		12,328
Cook Islands		3,566		1,795
French Polynesia		3,210		8,675
Niue		524		
Samoa				1,776
Tonga				82
Wallis & Futuna Is.		51		

Contd.

## 10.13 Re-Exports by Areas and Countries/Territories

(In Thousand Rupees)

COMMODITIES	MAY.,2011	CUML.FROM JULY 2010	MAY.,2010	CUML.FROM JULY 2009
GRAND TOTALS	998,770	30,144,945	1,457,880	20,163,358
LATIN AMERICA		13		
Haiti		13		
CENTRAL AMERICA		13,509	3,210	15,114
Guatemala				101
Honduras		8,360		11,803
Mexico		3,162	3,210	3,210
Panama		1,988		
SOUTH AMERICA	4	4,549,145	30,813	121,094
Argentina		61,415		
Bolivia		2,878		
Brazil	4	63,892		61,894
Chile			30,813	59,200
Ecuador		1,931,887		
Peru		256		
Venezuela,Bolivar. R		2,488,818		
NORTH AMERICA	31,479	1,788,457	132,564	3,041,111
Canada	4,936	43,121	3,111	172,952
St.Pierre & Miquelon				1,692
U.S.America	26,543	1,745,336	129,453	2,866,466
EASTERN EUROPE	1,971	1,106,209	3,780	134,043
Belarus		2,456		
Bulgaria		5,690		
Czech Republic		15	2,625	12,092
Hungary		352		97,539
Poland	1,928	1,085,001	820	17,793
Romania		3,944		
Russian Federation		659		850
Slovakia/Slovak R.	43	2,318	336	5,769
Ukraine		5,774		
NORTHERN EUROPE	23,963	3,417,191	28,933	882,276
Denmark		3,901	6,618	14,345
Finland	74	2,874	1,558	10,233
Ireland	81	3,439	17	9,210
Latvia		31		570
Lithuania		822		
Norway	689	4,102	680	5,288
Sweden	7,821	1,252,285	276	130,436
United Kingdom	15,299	2,149,737	19,785	712,194
SOUTHERN EUROPE	60,437	266,276	22,934	533,469
Greece		4,441	8	3,162
Italy	60,437	236,682	22,253	489,053
Portugal		17	651	5,782
Slovenia		727		
Spain		24,409	21	35,472
WESTERN EUROPE	118,657	4,707,798	142,310	1,830,346
Austria	113	10,172	569	12,586
Belgium	20,239	460,616	14,943	340,049

Contd.



## 10.13 Re-Exports by Areas and Countries/Territories

(In Thousand Rupees)

COMMODITIES	MAY.,2011	CUML.FROM JULY 2010	MAY.,2010	CUML.FROM JULY 2009
France	45,191	884,446	24,527	437,486
Germany	46,034	580,303	32,878	600,178
Luxembourg		1,005,143		17
Monaco				1,803
Netherlands	6,136	1,690,569	68,300	421,508
Switzerland	945	76,549	1,094	16,719
EASTERN AFRICA	1,158	8,757	19	198,065
Ethiopia				510
Kenya		5,948		31,985
Madagascar				2,859
Malawi			19	19
Mauritius		380		2,008
Mozambique				23,125
Uganda				82
U.R.of Tanzania	1,158	2,429		135,431
Zambia				2,046
MIDDLE AFRICA	2	3,953		936
Angola	2	2		781
Congo, Republic of		756		
D.R.of Congo		3,195		155
NORTHERN AFRICA	59,714	95,152	35,501	72,415
Algeria			13,416	16,241
Egypt(U.A.R.)	59,549	91,861	22,076	49,151
Libyan Arab Jamahir.		86	9	6,655
Morocco		2,998		
Sudan				153
Tunisia	165	208		215
SOUTHERN AFRICA		17,092	56,917	128,142
South Africa		12,095	56,917	127,798
Swaziland		4,997		344
WESTERN AFRICA	1,798	3,262	53,527	68,275
Benin		563		14,748
Ghana		171		
Guinea		729	53,527	53,527
Liberia	1,460	1,460		
Nigeria	338	338		
EASTERN ASIA	59,332	3,586,944	96,216	3,402,803
China	29,131	3,138,287	28,482	2,951,294
Hong Kong S.A.Re.Chi	24,588	227,110	7,044	112,548
Japan	3,764	188,476	32,784	219,681
Korea D.P.Republic		467		
Korea, Republic of	18	12,060	25,502	88,677
Mongolia		41		
O.Asia(Tai.For.Pe.Ki)	1,830	20,503	2,404	30,603
SOUTH-CENTRAL ASIA	85,624	1,455,423	207,450	1,409,503
Afghanistan	80,947	962,851	134,229	919,904
Bangladesh	479	13,427	3,395	86,816
India	3,403	327,264	53,793	252,682
Iran ( Islamic R.)	137	150,737	16,006	16,387
Kazakstan		9		

Contd.

## 10.13 Re-Exports by Areas and Countries/Territories

(In Thousand Rupees)

COMMODITIES	MAY.,2011	CUML.FROM JULY 2010	MAY.,2010	CUML.FROM JULY 2009
Nepal		69	18	14,413
Sri Lanka	657	1,067	8	119,301
SOUTH-EASTERN ASIA	95,760	2,025,519	90,573	1,370,997
Brunei Darussalam		822		440
Indonesia	11,480	35,042	4,249	21,922
Malaysia	24,298	327,736	25,041	417,271
Philippines	1,596	25,005	1,642	5,291
Singapore	51,911	1,492,719	28,834	788,396
Thailand	6,475	64,335	8,035	93,571
Viet Nam		79,861	22,772	44,106
WESTERN ASIA	458,477	6,946,029	499,169	6,879,987
Armenia		1,411		
Azerbaijan		9,000		
Bahrain	6,524	44,444	3,812	26,407
Cyprus		128		
Georgia				994
Iraq	7,449	243,184	62,766	123,443
Jordan		286,058	16,830	217,425
Kuwait	43	10,899		6,300
Lebanon				739
Oman	7,445	550,933	523	84,319
Qatar	5,997	58,250	5,403	42,456
Saudi Arabia	14,671	194,174	50,859	206,760
Syrian Arab Republic				1,116
Turkey	68	114,878	25,905	142,548
United Arab Emirates	416,281	5,403,630	332,524	6,022,414
Yemen		29,039	546	5,067
AUSTRALIA AND NEW ZEALAND	394	154,217	53,965	74,782
Australia	394	153,463	53,780	71,468
New Zealand		754	185	3,314

Contd.

## 10.14 Imports by Areas and Countries/Territories

TERRITORIES / COUNTRIES	(In Thousand Rupees)			
	MAY.,2011	CUMULATIVE FROM JULY, 2010	MAY., 2010	CUMULATIVE FROM JULY, 2009
GRAND TOTALS	365,403,519	3123,929,509	283,635,415	2635,998,765
LATIN AMERICA	598,975	1,741,683	28,186	571,569
Anguilla		4,939		145
Antigua and Barbuda	590	592		4
Aruba		98		
Bahamas	524,133	1,119,126		1,328
Barbados	4,349	6,506	214	2,084
British Virgin Is.		5,474		17,473
Cayman Islands		2,411		1,982
Cuba	11,094	44,912	171	53,429
Dominica		4,179		3,315
Dominican Republic		21,415		12,571
Grenada		10,522		139
Haiti	128	13,762		
Jamaica		5,694		3,224
Martinique		554		
Montserrat		61	1	306
Netherlands Antilles	830	32,729	5,502	194,480
Puerto Rico	57,851	455,464	19,921	272,768
St.Kitts and Nevis				554
Trinidad and Tobago		8,486	2,377	7,640
Turks & Caicos Is.		4,035		130
US.Virgin Islands		728		
CENTRAL AMERICA	287,997	2,852,190	173,831	5,812,851
Belize	391	588,317	132	123,106
Costa Rica	34	4,057	252	8,804
El Salvador		1,687	3,144	3,761
Guatemala	80,796	678,962	37,069	287,741
Honduras	3,056	5,202	1,605	5,135
Mexico	203,516	1,554,420	106,570	5,352,109
Nicaragua		2,115	20,705	20,705
Panama	204	17,430	4,353	11,491
SOUTH AMERICA	1,126,476	37,013,830	1,747,970	14,733,211
Argentina	269,631	4,045,776	278,643	3,821,588
Bolivia				2,475
Bouvet Island		5,785		4,623
Brazil	745,991	31,661,062	1,313,062	9,395,315
Chile	45,577	665,630	51,375	463,846
Colombia	16,082	84,181	9,100	152,684
Ecuador		1,149		29,940
Falkland Is.Malvinas				1,400
French Guiana	429	3,660		2,822
Guyana		2,221	26	6,202
Paraguay		189,489	611	68,420
Peru	20,274	173,712	24,532	178,758
Suriname		1,113		21,579
Uruguay	28,493	149,578	61,195	496,848
Venezuela,Bolivar. R		30,473	9,425	86,712
NORTH AMERICA	21,376,559	186,817,352	17,216,140	150,376,664
Bermuda	63	12,333		760
Canada	4,043,737	46,049,993	6,027,044	28,669,464
Greenland	42	42		310

Contd.

## 10.14 Imports by Areas and Countries/Territories

(In Thousand Rupees)				
TERRITORIES / COUNTRIES	MAY., 2011	CUMULATIVE FROM JULY, 2010	MAY., 2010	CUMULATIVE FROM JULY, 2009
U.S.America	17,332,717	140,754,984	11,189,096	121,706,129
EASTERN EUROPE	6,569,868	42,688,296	4,136,159	52,262,355
Belarus	407,140	912,204	87,062	9,490,893
Bulgaria	139,868	2,026,792	152,925	3,101,406
Czech Republic	113,162	1,381,721	64,084	1,714,817
Hungary	334,196	3,476,781	93,866	1,342,701
Poland	1,371,854	5,357,340	281,619	3,664,794
Romania	753,062	9,932,560	537,857	7,121,089
Russian Federation	2,550,294	13,038,380	1,289,835	14,561,064
Slovakia/Slovak R.	39,742	662,118	44,168	303,682
Ukraine	860,549	5,900,400	1,584,743	10,961,907
NORTHERN EUROPE	10,359,662	97,259,661	8,574,939	100,064,899
Denmark	764,810	13,215,634	689,466	9,035,049
Estonia	24,400	120,141	2,481	62,900
Faeroe Islands		32		14
Finland	837,815	10,859,304	1,177,532	28,497,553
Iceland	2,121	86,149	13,611	51,912
Ireland	259,140	2,747,618	86,004	1,953,790
Latvia	19,428	146,996	8,483	106,244
Lithuania	2,111,003	2,432,693	5,890	2,435,636
Norway	163,263	1,340,732	60,369	2,107,328
Svalbard/Jan May.Is.		31		
Sweden	1,236,237	17,020,367	1,179,653	10,047,320
United Kingdom	4,941,445	49,289,963	5,351,450	45,767,153
SOUTHERN EUROPE	9,243,059	67,142,699	4,686,354	57,649,867
Albania		132	36	282
Andorra				705
Bosnia & Herzegovina	487	14,571	637	7,022
Croatia	4,176	36,025		158,970
Gibraltar		737		46,753
Greece	151,164	1,318,090	59,796	1,139,653
Holy See		1,065		1,645
Italy	3,996,157	44,456,495	3,521,103	43,140,276
Malta	3,798,961	3,819,156	550	4,682
Portugal	121,705	1,286,955	72,897	1,398,215
Slovenia	243,612	1,967,267	279,861	2,155,391
Spain	915,136	13,918,509	751,433	9,380,735
Serbia & Montenegro	11,661	323,698	43	215,537
WESTERN EUROPE	19,189,984	183,517,474	14,546,179	204,881,045
Austria	673,298	7,963,884	748,911	9,767,144
Belgium	1,686,395	18,197,717	1,463,555	18,689,789
European Union	22,953	22,953	8,901	26,897
France	3,865,844	28,946,025	1,739,504	32,961,919
Germany	8,864,731	73,102,532	7,140,206	91,539,250
Liechtenstein				157
Luxembourg	9,536	571,036	6,600	44,864
Monaco	14	451		1,955
Netherlands	2,057,316	28,977,201	1,785,813	22,788,892
Switzerland	2,009,898	25,735,676	1,652,689	29,060,179
EASTERN AFRICA	2,392,996	29,780,201	1,822,475	23,082,271
B.Indian Ocean Terr.	2,119	53,835	3	21,884
Burundi	58,746	621,362	33,500	581,060

Contd.

## 10.14 Imports by Areas and Countries/Territories

(In Thousand Rupees)				
TERRITORIES / COUNTRIES	MAY.,2011	CUMULATIVE FROM JULY, 2010	MAY., 2010	CUMULATIVE FROM JULY, 2009
Comoros	1,698	60,489		7,511
Djibouti	19,675	119,615	4,736	52,326
Eritrea	4,895	27,434	219	1,658
Ethiopia	181,870	1,758,300	191,264	1,148,299
Kenya	1,512,727	19,013,710	1,075,117	14,433,511
Madagascar	5,628	134,202	5,599	46,264
Malawi	52,835	522,992	78,955	705,158
Mauritius	644	314,760	3,882	52,978
Mayotte		29,575	586	641
Mozambique	1,059	50,794	14,335	70,663
Reunion		9,688		55
Rwanda	130,548	1,815,750	88,212	1,338,330
Seychelles	2,923	2,923		2,650
Somalia	120,342	392,829	75,326	318,271
Uganda	40,712	1,070,033	65,924	767,652
U.R.of Tanzania	64,654	1,452,225	87,466	902,078
Zambia	182,493	1,634,831	69,763	2,520,348
Zimbabwe	9,429	694,854	27,589	110,934
MIDDLE AFRICA	47,417	453,532	22,824	128,069
Angola	41	113,573		30,804
Cameroon	22,625	243,125	6,144	47,223
Central African R.	8,555	23,130	8,006	12,180
Chad		7,436		409
Congo, Republic of	8,749	42,149	8,384	30,146
D.R.of Congo	185	8,714	290	4,441
Gabon	7,262	15,247		2,864
Sao Tome & Principe		157		2
NORTHERN AFRICA	4,146,277	42,400,292	2,157,810	32,399,427
Algeria	2,112	194,273	152,059	525,325
Egypt(U.A.R.)	1,223,979	11,966,454	389,230	11,724,070
Libyan Arab Jamahir.		15		1,152
Morocco	2,855,214	24,301,932	1,270,035	16,764,473
Sudan	58,608	426,245	343,642	790,694
Tunisia	6,364	5,510,469	2,842	2,593,714
Western Sahara(Ri.De		904		
SOUTHERN AFRICA	1,528,650	34,508,328	2,480,265	22,130,001
Botswana	3,412	3,970		3,957
French Southern Terr	102	1,462		1,143
Lesotho		9,600		280
Namibia	477	90,890	1,473	10,237
South Africa	1,503,417	33,754,461	2,456,135	19,996,342
Swaziland	21,242	647,944	22,657	2,118,041
WESTERN AFRICA	1,476,153	7,973,506	676,817	2,361,799
Benin	412,241	873,852	3,518	11,843
Burkina Faso(Fr.Up.V	337,065	1,092,830	85,387	315,461
Cape Verde	5,246	13,315		1,747
Co,te d,Ivoire(Fr.Iv	28,327	698,202	5,200	115,019
Gambia		24,497		7,346
Ghana	20,170	209,926	4,383	69,574
Guinea		29,025		4,593
Guinea-Bissau		315		6,293
Liberia		324,249		1
Mali	354,953	2,663,020	374,568	396,686

Contd.

## 10.14 Imports by Areas and Countries/Territories

(In Thousand Rupees)				
TERRITORIES / COUNTRIES	MAY., 2011	CUMULATIVE FROM JULY, 2010	MAY., 2010	CUMULATIVE FROM JULY, 2009
Mauritania		37,939		19,060
Niger		131		3,992
Nigeria	11,288	812,420	182,551	1,231,492
Senegal	302,257	743,474	21,210	164,815
Sierra Leone	2	2,027		1,897
St. Helena		5		7,234
Togo	4,603	448,279		4,747
EASTERN ASIA	68,828,685	676,823,668	55,476,164	525,191,810
China	46,133,064	451,255,181	37,017,921	324,245,018
Hong Kong S.A.Re.Chi	784,493	8,459,318	845,599	7,351,876
Japan	13,052,020	129,571,361	11,070,218	115,699,872
Korea D.P.Republic	178,249	2,054,290	108,579	668,096
Korea, Republic of	5,341,392	56,527,843	4,333,712	53,046,637
Macao.China	412	1,846	1,154	1,293
O.Asia(Tai.For.Pe.Ki	3,339,055	28,953,830	2,098,981	24,179,019
SOUTH-CENTRAL ASIA	14,795,146	217,851,223	21,859,328	195,690,409
Afghanistan	1,466,948	13,646,476	1,425,904	10,371,181
Bangladesh	733,877	6,359,368	403,028	6,552,616
Bhutan		1,586		282
India	7,616,816	140,099,367	9,056,270	94,263,314
Iran ( Islamic R.)	4,495,490	46,995,321	9,860,756	76,199,344
Kazakstan	10,405	1,446,387	520,364	1,953,456
Kyrgyzstan/Kyrgyz R.		8,296		72
Maldives		326		14,819
Nepal	21,376	145,426	18,578	79,048
Sri Lanka	306,897	4,525,815	419,354	4,225,808
Tajikistan	807	210,313		558,605
Turkmenistan	140,384	3,514,982	154,901	844,645
Uzbekistan	2,148	897,560	173	627,220
SOUTH-EASTERN ASIA	52,438,192	390,661,911	32,344,739	303,384,235
Brunei Darussalam		41,329	9,137	174,312
Cambodia Fr.Kampuche	589	17,691	284	3,523
Indonesia	10,668,002	62,535,313	4,901,001	47,312,325
Lao People's D.R.				597
Malaysia	30,797,241	192,578,216	13,043,520	131,775,817
Myanmar	353,333	4,231,808	297,144	3,703,136
Philippines	330,178	2,990,161	253,995	2,563,316
Singapore	3,939,727	54,535,991	7,434,884	61,923,993
Thailand	5,473,781	66,436,143	5,993,466	51,626,212
Viet Nam	875,343	7,295,260	411,308	4,301,004
WESTERN ASIA	149,033,213	1,072,533,101	113,582,191	898,551,158
Abu Dhabi		1,101,292		
Armenia	9,276	37,702		
Azerbaijan		52		257
Bahrain	7,504,546	25,164,730	1,255,225	18,680,441
Cyprus	1,912,093	2,778,820	13,908	149,357
Dubai	13,286	4,067,523		732,849
Georgia	4,281	17,399	691	11,310
Iraq	3,154	208,838	5,646	2,114,911
Jordan	88,264	1,650,695	31,526	1,062,328
Kuwait	44,663,631	230,692,516	22,612,928	170,273,901
Lebanon	65,447	761,221	17,343	180,165
Oman	1,163,384	13,271,267	550,198	17,972,116

Contd.

## 10.14 Imports by Areas and Countries/Territories

(In Thousand Rupees)				
TERRITORIES / COUNTRIES	MAY.,2011	CUMULATIVE FROM JULY, 2010	MAY., 2010	CUMULATIVE FROM JULY, 2009
Qatar	986,460	15,794,937	939,650	10,845,456
Saudi Arabia	27,239,622	347,991,278	35,627,612	273,405,994
Sharjah		19,117	44	25,753
Syrian Arab Republic	11,252	277,666	4,181	141,169
Turkey	1,240,459	13,211,987	1,025,890	11,848,589
United Arab Emirates	64,127,286	415,344,459	51,480,689	391,024,194
Yemen	771	141,603	16,662	82,367
AUSTRALIA AND NEW ZEALAND	1,964,171	31,802,205	2,101,011	46,667,468
Australia	1,524,338	26,313,532	1,945,897	42,430,673
Christmas Islands			186	406
Cocos (Keeling) Is.	448	5,816		
Heard/Mac Donald Is.	132	743		2,240
New Zealand	439,060	5,479,987	154,928	4,230,894
Norfolk Island		1,581		2,392
US.Minor Outlying Is	192	545		863
MELANESIA		23,370		27,876
New Caledonia		411		15
Papua New Guinea		18,726		25,623
Solomon Islands		4,029		1,053
Vanuatu		204		1,186
MICRONESIA		14,071	335	10,445
Marshall Islands				8,731
Micronesia,F.States				61
Nauru				71
Northern Mariana Is.				1,104
Palau(Fr.pacific Is)		14,071	335	479
POLYNESIA	38	70,915	1,698	21,337
American Samoa	38	9,612	23	4,793
Cook Islands				135
French Polynesia		29,131	2	1,022
Pitcairn		1,468	947	947
Samoa		21,515		1,802
Tonga		7,682		11,821
Tuvalu		1,499	726	726
Wallis & Futuna Is.		9		90

Contd.

## 10.15 Re-Imports by Areas and Countries/Territories

(In Thousand Rupees)

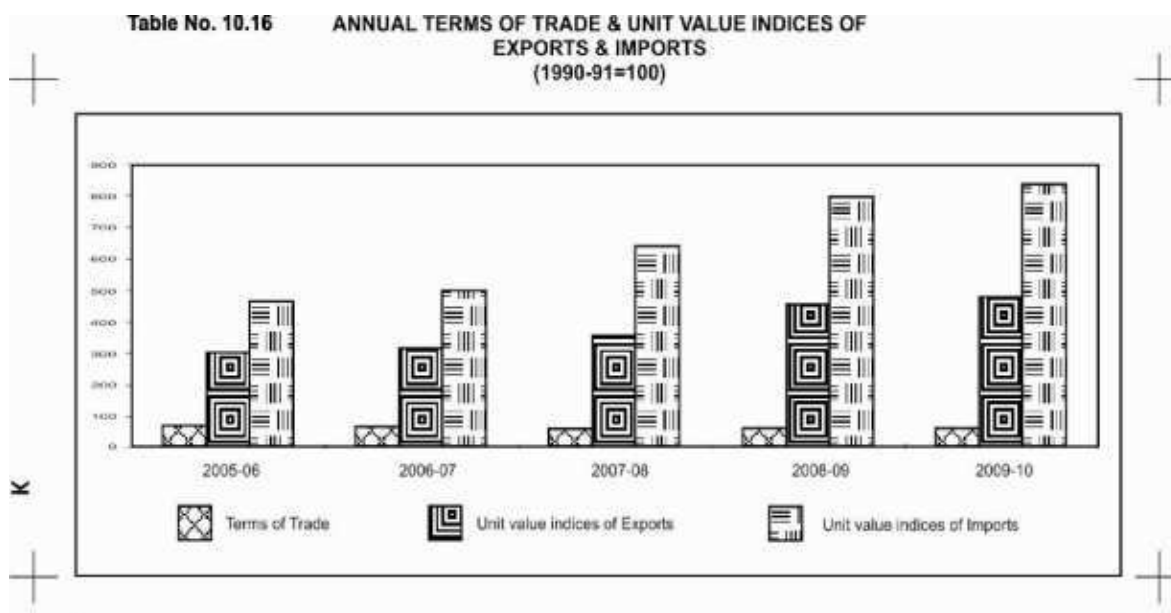
TERRITORIES / COUNTRIES	MAY., 2011	CUMULATIVE FROM JULY, 2010	MAY., 2010	CUMULATIVE FROM JULY, 2009
GRAND TOTALS		2,072,588		14,285
WESTERN EUROPE		2,072,588		
Germany		2,072,588		
EASTERN ASIA				249
Japan				249
SOUTH-CENTRAL ASIA				12,761
Afghanistan				12,761
WESTERN ASIA				1,275
Bahrain				1,275



10.16 Annual and Quarterly Terms of Trade and Unit Value Indices of Exports and Imports (1990-91=100)

Year/ Quarter	Terms of Trade	Unit Value Indices of Exports	Unit Value Indices of Imports
2005-06	65.01	299.31	460.38
2006-07	62.59	310.03	495.33
2007-08	55.42	350.40	632.30
2008-09	56.95	450.40	790.82
2009-10	56.94	478.07	839.60
2006-07 Jul-Sep	61.64	304.27	493.63
Oct-Dec	66.52	312.25	469.43
Jan-Mar	64.27	309.34	481.35
Apr-Jun	58.53	314.24	536.89
2007-08 Jul-Sep	57.28	312.59	545.75
Oct-Dec	59.60	335.93	563.65
Jan-Mar	55.89	355.71	636.50
Apr-Jun	50.73	397.36	783.29
2008-09 Jul-Sep	49.17	450.22	915.58
Oct-Dec	55.59	458.24	824.28
Jan-Mar	65.30	455.65	697.82
Apr-Jun	60.30	437.50	725.58
2009-10 Jul-Sep	55.02	443.19	805.47
Oct-Dec	56.94	469.13	823.90
Jan-Mar	55.84	477.73	855.55
Apr-Jun	59.79	522.21	873.47
2010-11 Jul-Sep	59.91	552.97	923.01
Oct-Dec	60.25	584.51	970.12
Jan-Mar *	57.34 *	596.46 *	1040.23 *

\* Provisional



## 10.17 Index Numbers of Unit Values of Exports by Groups ( 1990-91=100 )

Year /Quarter	All groups	Food and Live animals	Beverages & Tobacco	Crude materials inedible except fuels	Mineral fuels & Lubricants	Chemicals	Manufactured goods	Machinery & Transport equipment	Misc. Manufactured articles
2005-06	299.31	327.47	191.13	209.97	644.33	312.89	289.58	414.01	342.71
2006-07	310.03	350.75	208.44	225.52	733.54	362.50	300.76	430.91	340.99
2007-08	350.40	496.58	202.67	328.53	979.83	397.29	318.97	518.62	351.77
2008-09	450.40	758.42	431.15	494.08	840.28	480.24	387.90	806.33	442.64
2009-10	478.07	693.35	629.08	573.05	1115.54	534.75	411.00	988.72	498.40
2006-07 Jul-Sep	304.27	334.93	178.88	227.91	751.45	357.52	294.71	431.31	336.05
Oct-Dec	312.25	354.03	265.72	222.06	687.06	361.42	303.98	469.89	343.65
Jan-Mar	309.34	350.46	189.75	233.98	718.16	366.68	297.09	464.98	344.46
Apr-Jun	314.24	363.59	199.39	218.13	777.48	364.37	307.24	357.44	339.79
2007-08 Jul-Sep	312.59	363.27	189.70	228.22	808.90	340.49	302.91	478.11	334.43
Oct-Dec	335.93	419.42	181.20	320.88	864.75	395.71	312.42	480.10	342.11
Jan-Mar	355.71	476.38	168.43	330.68	961.53	395.64	319.90	508.25	376.56
Apr-Jun	397.36	727.23	271.36	434.35	1284.15	457.30	340.65	608.01	353.98
2008-09 Jul-Sep	450.22	928.19	320.79	470.50	1369.95	483.69	368.89	617.42	399.54
Oct-Dec	458.24	772.78	376.60	519.78	597.53	496.07	402.26	809.01	443.30
Jan-Mar	455.65	699.82	497.28	500.80	654.45	464.32	394.21	872.47	468.45
Apr-Jun	437.50	632.88	529.91	485.22	739.20	476.88	386.22	926.41	459.28
2009-10 Jul-Sep	443.19	672.35	556.03	486.35	892.44	516.63	376.84	964.28	466.51
Oct-Dec	469.13	661.15	614.82	552.41	1109.46	525.84	405.99	988.25	506.57
Jan-Mar	477.73	743.32	656.33	625.80	1191.09	527.21	398.59	1001.10	507.76
Apr-Jun*	522.21	696.57	689.14	627.65	1269.18	569.30	462.58	1004.25	512.74
2010-11 Jul-Sep	552.97	711.81	719.61	634.81	1330.51	571.93	504.00	1168.32	533.66
Oct-Dec	584.51	751.75	790.66	636.36	1351.72	592.57	548.28	1263.12	543.21
Jan-Mar*	596.46	755.41	850.66	639.27	1297.10	651.58	575.38	1317.01	545.45

\* Provisional

## 10.18 Index Numbers of Unit Values of Imports by Groups ( 1990-91=100 )

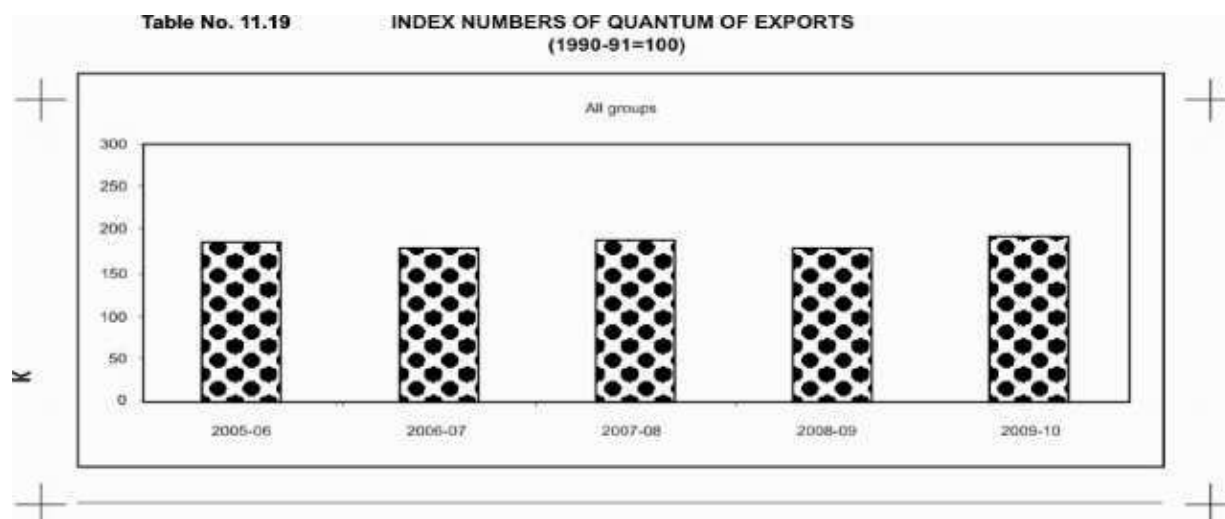
Year/Quarter	All groups	Food and Live animals	Beverages & Tobacco	Crude materials inedible except fuels	Mineral fuels & Lubricants	Animal or Veg. oils & Fats	Chemicals	Manufactured goods	Machinery & Transport equipment	Misc. manufactured articles
2005-06	460.38	323.95	621.67	329.71	615.00	341.40	372.17	340.71	538.14	414.94
2006-07	495.33	431.20	675.14	350.19	632.08	406.00	392.87	375.06	580.85	418.65
2007-08	632.30	551.25	653.41	445.35	877.47	647.28	471.77	427.60	639.86	605.24
2008-09	790.82	622.23	884.26	613.16	982.09	793.22	659.24	559.24	897.86	763.29
2009-10	839.60	689.76	961.43	677.43	975.40	881.02	725.54	612.77	965.15	964.44
2006-07 Jul-Sep	493.63	421.37	577.99	349.07	707.82	373.26	395.58	376.66	488.20	393.37
Oct-Dec	469.43	396.34	766.54	343.45	602.11	382.68	382.47	357.03	534.22	374.66
Jan-Mar	481.35	373.53	714.69	351.19	591.74	411.63	384.59	389.00	572.62	389.26
Apr-Jun	536.89	533.57	641.33	357.03	626.65	456.41	408.84	377.55	728.37	517.32
2007-08 Jul-Sep	545.75	514.09	628.34	394.45	714.62	527.33	418.59	390.87	557.51	552.93
Oct-Dec	563.65	525.15	634.00	440.92	713.81	613.43	452.27	408.10	558.33	788.81
Jan-Mar	636.50	555.52	598.78	451.23	886.05	649.72	452.43	421.95	685.43	545.91
Apr-Jun	783.29	610.23	752.53	494.81	1195.39	798.64	563.78	489.47	758.16	533.32
2008-09 Jul-Sep	915.58	648.28	862.41	551.88	1521.93	988.91	595.22	508.05	843.30	623.06
Oct-Dec	824.28	650.90	879.96	650.71	1113.16	803.78	660.56	555.99	871.82	697.38
Jan-Mar	697.82	570.76	889.00	644.74	621.02	675.04	673.70	585.80	924.15	865.40
Apr-Jun	725.58	618.97	905.68	605.29	672.23	705.14	707.46	587.12	952.17	867.33
2009-10 Jul-Sep	805.47	744.23	913.57	616.19	892.27	828.13	709.02	587.46	953.80	956.44
Oct-Dec	823.90	654.51	964.37	686.62	941.02	874.59	709.63	615.28	961.91	962.06
Jan-Mar	855.55	673.49	982.36	688.78	1010.89	954.66	732.71	618.73	965.30	966.47
Apr-Jun	873.47	686.80	985.42	718.12	1057.40	866.70	750.79	629.59	979.59	972.77
2010-11 Jul-Sep	923.01	695.80	897.28	759.48	1085.96	867.68	770.08	675.64	1113.89	1097.68
Oct-Dec	970.12	727.87	1026.20	771.05	1128.38	956.15	773.31	727.65	1171.21	1170.63
Jan-Mar*	1040.23	792.24	1104.22	841.89	1290.04	#####	814.67	791.58	1173.28	1197.23

\* Provisional

## 10.19 Index Numbers of Quantum of Exports by Groups (1990-91=100)

Year/Quarter	All groups	Food and Live animals	Beverages & Tobacco	Crude materials inedible except fuels	Mineral fuels & Lubricants	Chemicals	Manufactured goods	Machinery & Transport equipment	Misc. manufactured articles
2005-06	185.35	232.75	254.45	54.11	510.30	600.15	180.15	550.93	219.38
2006-07	179.41	203.58	286.03	54.89	561.39	739.33	174.85	610.49	215.46
2007-08	187.89	207.64	291.57	181.66	571.26	942.99	173.88	714.23	198.98
2008-09	178.00	206.61	233.15	140.65	393.57	1054.11	170.86	1848.54	174.14
2009-10	191.74	259.95	271.16	198.39	348.10	963.70	185.42	1307.03	173.53
2006-07 Jul-Sep	187.70	190.04	348.20	85.04	443.80	827.25	180.07	393.10	236.64
Oct-Dec	170.41	198.07	204.73	45.42	492.94	637.17	166.08	449.20	208.65
Jan-Mar	174.85	226.60	272.77	45.33	545.67	701.18	173.06	735.66	193.00
Apr-Jun	184.68	199.62	318.41	43.76	763.16	791.73	180.20	863.98	223.56
2007-08 Jul-Sep	171.89	170.42	318.56	50.39	481.39	916.04	174.10	899.91	193.49
Oct-Dec	181.02	171.34	321.66	181.72	605.74	951.00	170.08	408.20	188.88
Jan-Mar	187.99	227.93	246.04	230.49	618.23	940.90	163.45	684.77	200.59
Apr-Jun	210.67	260.86	280.02	264.05	579.66	964.00	187.90	864.02	212.95
2008-09 Jul-Sep	191.16	186.46	321.50	210.22	358.09	1148.24	185.30	769.23	182.91
Oct-Dec	174.07	198.19	166.18	176.93	388.25	1114.65	163.38	3126.54	168.40
Jan-Mar	157.11	194.17	245.01	51.23	432.76	986.22	154.76	1433.69	169.07
Apr-Jun	189.64	247.02	199.90	124.20	395.18	967.32	180.00	2064.69	176.18
2009-10 Jul-Sep	177.95	206.42	266.10	73.63	231.99	1408.70	187.39	1845.47	163.67
Oct-Dec	199.49	249.30	226.00	396.51	365.90	807.47	189.20	1023.80	160.88
Jan-Mar	205.83	308.05	284.12	259.15	372.38	759.76	186.63	917.64	181.75
Apr-Jun	183.69	276.02	308.42	64.25	422.12	878.86	178.45	1441.20	187.80
2010-11 Jul-Sep	171.90	234.32	274.00	48.34	310.57	1052.36	168.17	2713.18	190.87
Oct-Dec	190.23	257.32	182.25	105.16	394.62	1244.86	181.35	2986.54	196.39
Jan-Mar*	208.47	300.04	354.70	324.40	309.57	882.63	181.02	3404.45	203.65

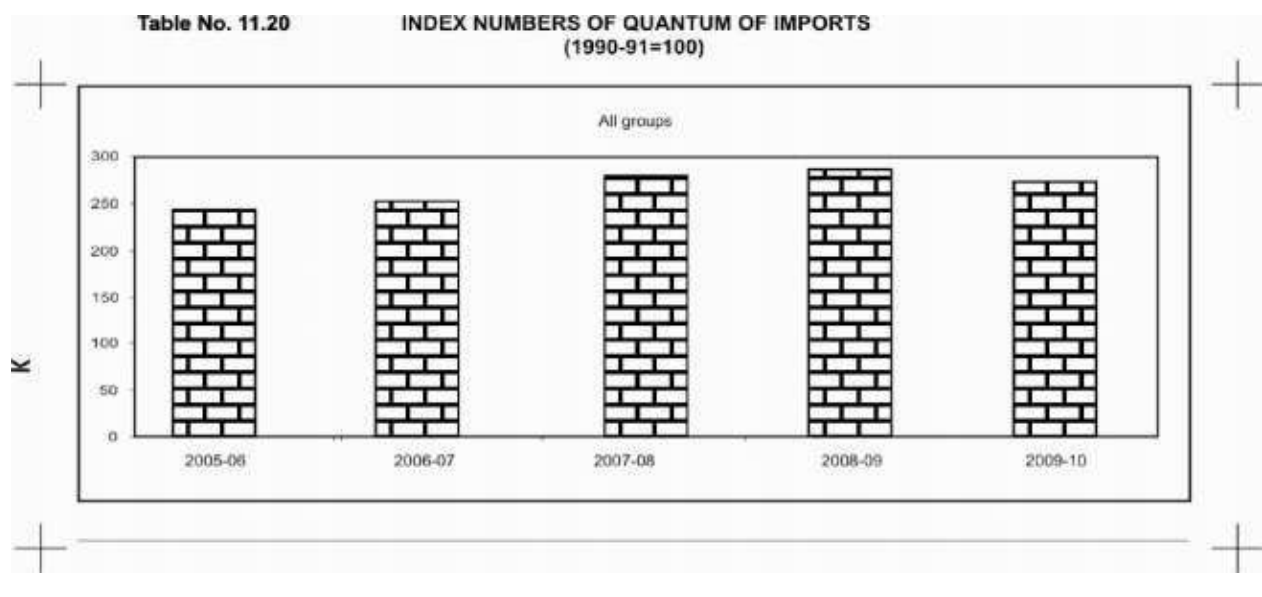
\*Provisional



## 10.20 Index Numbers of Quantum of Imports by Groups ( 1990-91=100 )

Year/Quarter	All groups	Food and Live animals	Beverages & Tobacco	Crude materials inedible except fuels	Mineral fuels & Lubricants	Animal or Veg. oils & Fats	Chemicals	Manufactured goods	Machinery & Transport equipment	Misc. manufactured articles
2005-06	244.59	237.89	240.06	386.04	181.10	124.22	245.05	208.02	344.43	248.82
2006-07	252.67	217.05	556.63	517.33	200.40	112.60	232.70	179.82	372.44	246.29
2007-08	279.04	215.32	472.93	634.62	235.18	115.03	244.40	221.28	371.00	340.31
2008-09	287.19	250.08	357.04	611.41	219.07	118.96	209.42	197.29	472.81	272.85
2009-10	273.50	161.65	372.35	535.52	228.17	154.83	257.08	228.29	363.58	283.04
2006-07 Jul-Sep	247.77	228.27	310.93	358.30	202.80	112.78	228.49	184.52	373.21	237.07
Oct-Dec	222.06	227.77	594.01	388.32	191.38	133.28	241.87	163.42	248.58	264.37
Jan-Mar	252.39	263.79	530.02	732.39	181.56	101.43	223.45	177.43	338.33	236.92
Apr-Jun	288.46	148.37	791.54	590.30	225.87	102.92	236.99	193.89	529.62	246.81
2007-08 Jul-Sep	243.46	162.17	595.52	689.67	179.12	116.92	227.22	230.22	299.94	314.30
Oct-Dec	276.02	183.40	339.46	717.08	226.73	108.14	243.22	215.73	360.26	377.84
Jan-Mar	287.92	321.15	584.73	551.20	261.72	133.35	244.90	220.94	350.88	339.70
Apr-Jun	308.84	194.56	372.00	580.54	273.14	101.71	262.26	218.21	472.93	329.40
2008-09 Jul-Sep	277.54	269.50	405.04	492.11	211.15	77.67	261.28	186.78	457.81	298.90
Oct-Dec	278.44	241.05	303.70	546.37	171.09	96.82	202.02	187.30	518.87	312.90
Jan-Mar	282.70	286.58	355.35	588.09	219.95	154.15	160.81	184.32	482.40	198.63
Apr-Jun	309.98	203.17	364.05	819.05	274.08	147.18	213.57	230.74	432.14	280.96
2009-10 Jul-Sep	238.16	154.35	392.05	425.86	213.38	127.36	243.00	212.43	274.82	294.44
Oct-Dec	283.91	155.57	390.51	569.82	235.88	174.91	281.84	217.29	359.87	296.50
Jan-Mar	283.84	148.75	367.15	566.37	227.15	179.70	222.79	215.90	439.70	252.09
Apr-Jun	288.07	187.94	339.70	580.04	236.28	137.33	280.68	267.53	379.91	289.12
2010-11 Jul-Sep	248.97	158.42	296.08	524.15	182.44	144.57	276.67	221.66	312.20	297.65
Oct-Dec	261.69	326.59	310.45	368.01	241.54	118.61	261.06	259.08	299.36	220.06
Jan-Mar*	255.72	172.75	511.57	599.46	192.62	100.52	272.62	242.19	319.12	259.22

\*Provisional



## 10.21 TRADE IN SERVICES (SUMMARY)

### March, 2011

Rs. In Million  
Dollars in Thousands

Description	* March, 2011		** February, 2011		% Change in March, 2011 over February, 2011	
	Rs	\$	Rs	\$	Rs	\$
Export of Services (TOTAL)	31,671.75	371,133.00	30,647.11	359,227.00	3.34	3.34
A. TRANSPORTAION	10,569.19	123,851.00	10,546.01	123,614.00	0.22	0.19
B. TRAVEL	3,238.23	37,946.00	2,126.36	24,924.00	52.29	52.25
C. COMMUNICATION SERVICES	1,275.80	14,950.00	1,447.35	16,965.00	-11.85	-11.88
D. CONSTRUCTION SERVICES	289.89	3,397.00	19.45	228.00	1390.44	1389.91
E. INSURANCE SERVICES	472.60	5,538.00	592.68	6,947.00	-20.26	-20.28
F. FINANCIAL SERVICES	828.12	9,704.00	187.86	2,202.00	340.82	340.69
G. COMPUTER AND INFORMATION SERVICES	1,874.80	21,969.00	1,457.25	17,081.00	28.65	28.62
H. ROYALTIES AND LICENSE FEES	28.59	335.00	45.47	533.00	-37.12	-37.15
I. OTHER BUSINESS SERVICES	5,657.65	66,297.00	5,402.18	63,321.00	4.73	4.70
J. PERSONAL, CULTURAL, AND RECREATIONAL SERVICE	171.88	2,014.00	19.45	228.00	783.70	783.33
K. GOVERNMENT SERVICES, n.i.e.	7,265.00	85,132.00	8,803.05	103,184.00	-17.47	-17.49
Import of Services (TOTAL)	55,243.76	647,353.00	47,700.06	559,111.00	15.81	15.92
A. TRANSPORTAION	28,766.93	337,094.00	27,883.46	326,833.00	3.17	3.14
B. TRAVEL	5,792.42	67,876.00	5,627.56	65,963.00	2.93	2.90
C. COMMUNICATION SERVICES	1,569.96	18,397.00	511.37	5,994.00	207.01	206.92
D. CONSTRUCTION SERVICES	262.24	3,073.00	16.81	197.00	1460.02	1459.90
E. INSURANCE SERVICES	1,287.46	15,087.00	941.38	11,034.00	36.76	36.73
F. FINANCIAL SERVICES	837.08	9,809.00	767.32	8,994.00	9.09	9.06
G. COMPUTER AND INFORMATION SERVICES	1,946.31	22,807.00	1,455.13	17,056.00	33.76	33.72
H. ROYALTIES AND LICENSE FEES	687.31	8,054.00	1,046.63	12,268.00	-34.33	-34.35
I. OTHER BUSINESS SERVICES	11,117.22	130,273.00	6,125.20	71,796.00	81.50	81.45
J. PERSONAL, CULTURAL, AND RECREATIONAL SERVICE	3.67	43.00	3.07	36.00	19.54	19.44
K. GOVERNMENT SERVICES, n.i.e.	2,973.16	34,840.00	3,322.13	38,940.00	-10.50	-10.53

Description	* July - March 2010 - 2011		** July-March 2009 - 2010		% Change in July-March, 2010 - 2011 over July-March, 2009 - 2010	
	Rs	\$	Rs	\$	Rs	\$
Export of Services (TOTAL)	#####	4,209,121.00	260,477.49	#####	38.32	35.03
A. TRANSPORTAION	91,829.05	1,072,777.00	79,080.92	946,365.00	16.12	13.36
B. TRAVEL	21,480.05	250,937.00	18,242.99	218,315.00	17.74	14.94
C. COMMUNICATION SERVICES	15,121.31	176,652.00	15,359.61	183,809.00	-1.55	-3.89
D. CONSTRUCTION SERVICES	1,429.25	16,697.00	1,006.01	12,039.00	42.07	38.69
E. INSURANCE SERVICES	3,399.50	39,714.00	2,745.03	32,850.00	23.84	20.89
F. FINANCIAL SERVICES	3,916.86	45,758.00	6,692.13	80,085.00	-41.47	-42.86
G. COMPUTER AND INFORMATION SERVICES	13,842.45	161,712.00	11,688.70	139,879.00	18.43	15.61
H. ROYALTIES AND LICENSE FEES	205.61	2,402.00	478.90	5,731.00	-57.07	-58.09
I. OTHER BUSINESS SERVICES	43,928.50	513,187.00	32,660.94	390,855.00	34.50	31.30
J. PERSONAL, CULTURAL, AND RECREATIONAL SERVICE	285.56	3,336.00	334.00	3,997.00	-14.50	-16.54
K. GOVERNMENT SERVICES, n.i.e.	#####	1,925,949.00	92,188.26	#####	78.83	74.58
Import of Services (TOTAL)	#####	5,441,060.00	422,763.16	#####	10.17	7.55
A. TRANSPORTAION	#####	2,903,101.00	214,310.28	#####	15.96	13.20
B. TRAVEL	59,773.38	698,292.00	55,458.72	663,677.00	7.78	5.22
C. COMMUNICATION SERVICES	11,297.66	131,983.00	9,841.03	117,768.00	14.80	12.07
D. CONSTRUCTION SERVICES	1,725.85	20,162.00	2,094.84	25,069.00	-17.61	-19.57
E. INSURANCE SERVICES	9,909.49	115,766.00	9,637.51	115,332.00	2.82	0.38
F. FINANCIAL SERVICES	6,986.71	81,621.00	5,619.43	67,248.00	24.33	21.37
G. COMPUTER AND INFORMATION SERVICES	10,184.02	118,973.00	10,069.47	120,502.00	1.14	-1.27
H. ROYALTIES AND LICENSE FEES	7,305.65	85,347.00	6,519.07	78,014.00	12.07	9.40
I. OTHER BUSINESS SERVICES	70,605.30	824,834.00	68,790.26	823,216.00	2.64	0.20
J. PERSONAL, CULTURAL, AND RECREATIONAL SERVICE	630.09	7,361.00	1,485.92	17,782.00	-57.60	-58.60
K. GOVERNMENT SERVICES, n.i.e.	38,829.55	453,620.00	38,936.63	465,957.00	-0.28	-2.65

\* Provisional figures based on figures provided by the State Bank of Pakistan.

\*\* Revised by SBP

Note:- Dollar value is converted into Rupees on monthly average exchange rate provided by SBP.

March, 2011 (1\$=Rs.85.338025), February, 2011 (1\$=Rs.85.314098) and March, 2010 (1\$=Rs.84.350006) respectively.

## 10.22 Export of Services by Sectors (Detail) (Monthly)

SL. No.	Description	Rs. in Millions Dollars in Thousands									
		* March, 2011		** February, 2011		March, 2010		% Change in March, 2011 over			
		Rs	\$	Rs	\$	Rs	\$	Rs	\$	Rs	\$
	<u>Export of Services</u>	<u>31,671.75</u>	<u>371,133.00</u>	<u>30,647.11</u>	<u>359,227.00</u>	<u>24,453.42</u>	<u>289,904.00</u>	3.34	3.34	29.52	27.93
A	Transportation	10,569.19	123,851.00	10,546.01	123,614.00	9,184.96	108,891.00	0.22	0.19	15.07	13.74
	i) Charter of Pak ships with crew	0.85	10.00	4.44	52.00	30.53	362.00	-80.86	-80.77	-97.22	-97.24
	ii) Charter of Pak aircrafts with crew	51.20	600.00	1.79	21.00	0.00	0.00	2760.34	2757.14	100.00	100.00
	iii) Remitt. Rec. by recruit. Agents	10.58	124.00	34.21	401.00	38.80	460.00	-69.07	-69.08	-72.73	-73.04
	iv) Earnings of Pak road transport	9.98	117.00	11.94	140.00	199.83	2,369.00	-16.42	-16.43	-95.01	-95.06
	v) Passage Earnings of Pak air Cos.	5,546.97	65,000.00	5,630.73	66,000.00	4,892.30	58,000.00	-1.49	-1.52	13.38	12.07
	vi) Freight earnings	597.37	7,000.00	597.20	7,000.00	843.50	10,000.00	0.03	0.00	-29.18	-30.00
	vii) Oth. Local disbursement of foreign Ship/Air cons.	4,352.24	51,000.00	4,265.70	50,000.00	3,180.00	37,700.00	2.03	2.00	36.86	35.28
B	Travel	3,238.23	37,946.00	2,126.36	24,924.00	2,272.73	26,944.00	52.29	52.25	42.48	40.83
	i) Official travel	0.26	3.00	1.45	17.00	0.00	0.00	-82.07	-82.35	100.00	100.00
	ii) Others official travel	44.03	516.00	25.00	293.00	5.74	68.00	76.12	76.11	667.07	658.82
	iii) Commercial travel	5.03	59.00	5.29	62.00	3.63	43.00	-4.91	-4.84	38.57	37.21
	iv) Non official-Delegation	0.77	9.00	0.17	2.00	0.25	3.00	352.94	350.00	208.00	200.00
	v) Medical	3.07	36.00	15.10	177.00	1.10	13.00	-79.67	-79.66	179.09	176.92
	vi) Students	242.96	2,847.00	141.11	1,654.00	26.40	313.00	72.18	72.13	820.30	809.58
	vii) Trainees	21.68	254.00	7.76	91.00	4.55	54.00	179.38	179.12	376.48	370.37
	viii) Tourists Pak national	111.45	1,306.00	77.55	909.00	88.74	1,052.00	43.71	43.67	25.59	24.14
	ix) Tourists foreign national	2,556.81	29,961.00	1,671.47	19,592.00	1,922.59	22,793.00	52.97	52.92	32.99	31.45
	x) Religious travel	0.00	0.00	0.00	0.00	0.00	0.00	0.00	0.00	0.00	0.00
	xi) Receipts through Exchange Cos	252.17	2,955.00	181.46	2,127.00	219.73	2,605.00	38.97	38.93	14.76	13.44
	xi) Others	0.00	0.00	0.00	0.00	0.00	0.00	0.00	0.00	0.00	0.00
C	COMMUNICATION SERVICES	1,275.80	14,950.00	1,447.35	16,965.00	2,013.35	23,869.00	-11.85	-11.88	-36.63	-37.37
	i) Postal services	11.18	131.00	0.00	0.00	0.00	0.00	100.00	100.00	100.00	100.00
	ii) Courier services	8.11	95.00	2.30	27.00	2.95	35.00	252.61	251.85	174.92	171.43
	iii) Telecommunication services	1,104.44	12,942.00	1,295.24	15,182.00	1,873.33	22,209.00	-14.73	-14.75	-41.04	-41.73
	iv) Call Centres	152.07	1,782.00	149.81	1,756.00	137.07	1,625.00	1.51	1.48	10.94	9.66
D	CONSTRUCTION SERVICES	289.89	3,397.00	19.45	228.00	76.84	911.00	1390.44	1389.91	277.26	272.89
	i) Construction services	289.89	3,397.00	19.45	228.00	76.84	911.00	1390.44	1389.91	277.26	272.89
E	INSURANCE SERVICES	472.60	5,538.00	592.68	6,947.00	295.91	3,508.00	-20.26	-20.28	59.71	57.87
	i) Treaties and standing open cover - life	12.46	146.00	11.94	140.00	28.93	343.00	4.36	4.29	-56.93	-57.43
	ii) Surplus funds rec.by Pak ins.Cos.-abroad	0.51	6.00	0.00	0.00	0.00	0.00	100.00	100.00	100.00	100.00
	iii) Rev. surplus funds of f. ins. cos.-life	0.00	0.00	0.00	0.00	0.00	0.00	0.00	0.00	0.00	0.00
	iv) Insurance P & I Club	9.81	115.00	11.86	139.00	8.44	100.00	-17.28	-17.27	16.23	15.00
	v) Treaties and standing open cover-marine	25.52	299.00	1.88	22.00	2.87	34.00	1257.45	1259.09	789.20	779.41
	vi) Refund of Ins. payments-others	18.86	221.00	3.75	44.00	0.08	1.00	402.93	402.27	23475.00	22000.00
	vii) Other miscellaneous insurance	101.55	1,190.00	264.56	3,101.00	62.00	735.00	-61.62	-61.63	63.79	61.90
	viii) Facultative reinsurance-life	29.36	344.00	64.50	756.00	11.56	137.00	-54.48	-54.50	153.98	151.09
	ix) Facultative reinsurance-marine	3.84	45.00	0.00	0.00	0.00	0.00	100.00	100.00	100.00	100.00
	x) Other non-life reinsurance services	270.69	3,172.00	234.19	2,745.00	178.91	2,121.00	15.59	15.56	51.30	49.55
	xi) Services auxiliary to insurance	0.00	0.00	0.00	0.00	3.12	37.00	0.00	0.00	-100.00	-100.00

\* Provisional

\*\* Revised by SBP

Source:- State Bank of Pakistan

## 10.22 Export of Services by Sectors (Detail) (Monthly)

Rs. in Millions  
Dollars in Thousands

SL. No.	Description	* March, 2011		** February, 2011		March, 2010		% Change in March, 2011 over			
								February, 2011		March, 2010	
		Rs	\$	Rs	\$	Rs	\$	Rs	\$	Rs	\$
F	FINANCIAL SERVICES	828.12	9,704.00	187.86	2,202.00	287.55	3,409.00	340.82	340.69	187.99	184.66
	i) Bank commission and charges	231.01	2,707.00	151.86	1,780.00	143.73	1,704.00	52.12	52.08	60.72	58.86
	ii) Remittances for guarantees involved	46.68	547.00	36.00	422.00	125.18	1,484.00	29.67	29.62	-62.71	-63.14
	iii) Others financial services	550.43	6,450.00	0.00	0.00	18.64	221.00	100.00	100.00	2852.95	2818.55
G	COMPUTER AND INFORMATION SERVICES	1,874.80	21,969.00	1,457.25	17,081.00	1,201.65	14,246.00	28.65	28.62	56.02	54.21
	i) Hardware consultancy services	1.54	18.00	0.26	3.00	0.42	5.00	492.31	500.00	266.67	260.00
	ii) Software consultancy services	248.08	2,907.00	228.90	2,683.00	245.37	2,909.00	8.38	8.35	1.10	-0.07
	iii) Maintenance & repairs of computer	10.33	121.00	4.86	57.00	1.01	12.00	112.55	112.28	922.77	908.33
	iv) Export of Computer Software	1,377.10	16,137.00	967.29	11,338.00	750.46	8,897.00	42.37	42.33	83.50	81.38
	v) Other computer services	233.74	2,739.00	249.12	2,920.00	191.90	2,275.00	-6.17	-6.20	21.80	20.40
	vi) Earnings of journalists / authors	1.37	16.00	2.47	29.00	2.28	27.00	-44.53	-44.83	-39.91	-40.74
	vii) Subscription to news papers/periodicals	1.62	19.00	3.33	39.00	3.04	36.00	-51.35	-51.28	-46.71	-47.22
	viii) News agents and correspondents	1.02	12.00	1.02	12.00	7.17	85.00	0.00	0.00	-85.77	-85.88
H	ROYALTIES AND LICENSE FEES	28.59	335.00	45.47	533.00	63.68	755.00	-37.12	-37.15	-55.10	-55.63
	i) Royalties, license fees & trade marks	28.59	335.00	45.47	533.00	63.68	755.00	-37.12	-37.15	-55.10	-55.63
I	OTHER BUSINESS SERVICES	5,657.65	66,297.00	5,402.18	63,321.00	3,881.63	46,018.00	4.73	4.70	45.75	44.07
	i) Merchanting, & trade related services	242.45	2,841.00	288.36	3,380.00	102.91	1,220.00	-15.92	-15.95	135.59	132.87
	ii) Charter of ships without crew-op. leasing	1.19	14.00	11.09	130.00	0.25	3.00	-89.27	-89.23	376.00	366.67
	iii) Charter of aircrafts without crew-op leasing	0.00	0.00	0.00	0.00	0.42	5.00	0.00	0.00	-100.00	-100.00
	iv) Legal services	127.07	1,489.00	93.93	1,101.00	113.54	1,346.00	35.28	35.24	11.92	10.62
	v) A/c, auditing, & tax consulting Services	21.51	252.00	37.88	444.00	27.92	331.00	-43.22	-43.24	-22.96	-23.87
	vi) Bus. & manag. Consult. & public relations	494.45	5,794.00	631.07	7,397.00	668.81	7,929.00	-21.65	-21.67	-26.07	-26.93
	vii) Agency commission	1,211.12	14,192.00	918.66	10,768.00	819.46	9,715.00	31.84	31.80	47.79	46.08
	viii) Printing charges of security documents	2.13	25.00	0.09	1.00	1.18	14.00	2266.67	2400.00	80.51	78.57
	ix) Processing and repair fees	23.55	276.00	36.86	432.00	16.79	199.00	-36.11	-36.11	40.26	38.69
	x) Adv. market research & pub. opinion poll	166.84	1,955.00	124.73	1,462.00	103.33	1,225.00	33.76	33.72	61.46	59.59
	xi) Research and development	27.99	328.00	31.99	375.00	45.89	544.00	-12.50	-12.53	-39.01	-39.71
	xii) Arch., engineering, & technical services	194.14	2,275.00	143.16	1,678.00	810.43	9,608.00	35.61	35.58	-76.04	-76.32
	xiii) Agri., mining, & on-site proc. services	1.62	19.00	82.67	969.00	9.87	117.00	-98.04	-98.04	-83.59	-83.76
	xiv) Receipts of security dep. with tenders	0.00	0.00	0.34	4.00	12.99	154.00	-100.00	-100.00	-100.00	-100.00
	xv) Services in medicine exports	0.85	10.00	10.58	124.00	0.59	7.00	-91.97	-91.94	44.07	42.86
	xvi) Misc. other business services, n.i.e.	3,309.66	38,783.00	3,159.78	37,037.00	1,218.27	14,443.00	4.74	4.71	171.67	168.52
	xvii) Refund	-166.92	-1,956.00	-169.01	-1,981.00	-71.02	-842.00	-1.24	-1.26	135.03	132.30
J	PERSONAL, CULTURAL, AND RECREATIONAL SERV.	171.88	2,014.00	19.45	228.00	119.94	1,422.00	783.70	783.33	43.30	41.63
	i) Audiovisual and related services	170.08	1,993.00	0.60	7.00	43.02	510.00	28246.67	28371.43	295.35	290.78
	ii) Earnings of professional artists	0.43	5.00	3.41	40.00	7.84	93.00	-87.39	-87.50	-94.52	-94.62
	iii) Other personal, cult. & recreation serv.	1.37	16.00	15.44	181.00	69.08	819.00	-91.13	-91.16	-98.02	-98.05
K	GOVERNMENT SERVICES, n.i.e.	7,265.00	85,132.00	8,803.05	103,184.00	5,055.18	59,931.00	-17.47	-17.49	43.71	42.05
	i) Remitt. Rec. by foreign Missions in Pak.	998.97	11,706.00	1,293.79	15,165.00	2,764.57	32,775.00	-22.79	-22.81	-63.87	-64.28
	ii) Military units and agencies	1.28	15.00	2.56	30.00	183.12	2,171.00	-50.00	-50.00	-99.30	-99.31
	iii) Other government services	45.40	532.00	58.61	687.00	30.37	360.00	-22.54	-22.56	49.49	47.78
	vi) Remittances Received by Int. Org.	4,029.75	47,221.00	4,601.59	53,937.00	1,135.94	13,467.00	-12.43	-12.45	254.75	250.64
	v) Receipt through Central govt.	0.00	0.00	0.00	0.00	0.00	0.00	0.00	0.00	0.00	0.00
	iv) Receipts through International bodies	1,923.35	22,538.00	2,580.32	30,245.00	765.14	9,071.00	-25.46	-25.48	151.37	148.46
	iv) Earnings of Pak Diplomatic Mission abroad	266.25	3,120.00	266.18	3,120.00	176.04	2,087.00	0.03	0.00	51.24	49.50

\* Provisional

\*\* Revised by SBP

Source:- State Bank of Pakistan



10.23 Export of Services by Sectors (Detail)  
(Cumulative)

SL. NO.	Description	Rs. in Millions Dollars in Thousands					
		* July - March, 2010 - 2011		July - March, 2009 - 2010		% Change in July - March, 2010 - 2011 over July - March, 2009 - 2010	
		Rs	\$	Rs	\$	Rs	\$
	<u>Export of Services</u>	<u>360,298.21</u>	<u>4,209,121.00</u>	<u>260,477.49</u>	<u>3,117,146.00</u>	38.32	35.03
A	Transportation	91,829.05	1,072,777.00	79,080.92	946,365.00	16.12	13.36
	i) Charter of Pak ships with crew	184.30	2,153.00	234.23	2,803.00	-21.32	-23.19
	ii) Charter of Pak aircrafts with crew	61.37	717.00	58.24	697.00	5.37	2.87
	iii) Remitt. Rec. by recruit. Agents	164.35	1,920.00	175.73	2,103.00	-6.48	-8.70
	iv) Earnings of Pak road transport	189.43	2,213.00	397.93	4,762.00	-52.40	-53.53
	v) Passage Earnings of Pak air Cos.	46,309.27	541,000.00	46,711.61	559,000.00	-0.86	-3.22
	vi) Freight earnings	6,676.75	78,000.00	6,016.52	72,000.00	10.97	8.33
	vii) Oth. Local disbursement of foreign Ship/Air cons	38,243.58	446,774.00	25,486.66	305,000.00	50.05	46.48
B	Travel	21,480.05	250,937.00	18,242.99	218,315.00	17.74	14.94
	i) Official travel	2.65	31.00	104.20	1,247.00	-97.46	-97.51
	ii) Others official travel	120.27	1,405.00	204.06	2,442.00	-41.06	-42.47
	iii) Commercial travel	79.44	928.00	31.75	380.00	150.20	144.21
	iv) Non official-Delegation	4.11	48.00	13.54	162.00	-69.65	-70.37
	v) Medical	35.52	415.00	46.46	556.00	-23.55	-25.36
	vi) Students	728.02	8,505.00	388.73	4,652.00	87.28	82.82
	vii) Trainees	255.17	2,981.00	178.32	2,134.00	43.10	39.69
	viii) Tourists Pak national	990.13	11,567.00	373.44	4,469.00	165.14	158.83
	ix) Tourists foreign national	17,238.01	201,380.00	14,455.61	172,991.00	19.25	16.41
	x) Religious travel	1.88	22.00	1.92	23.00	-2.08	-4.35
	xi) Receipts through Exchange Cos	2,024.85	23,655.00	2,444.96	29,259.00	-17.18	-19.15
	xi) Others	0.00	0.00	0.00	0.00	0.00	0.00
C	COMMUNICATION SERVICES	15,121.31	176,652.00	15,359.61	183,809.00	-1.55	-3.89
	i) Postal services	44.85	524.00	4.35	52.00	931.03	907.69
	ii) Courier services	120.27	1,405.00	35.85	429.00	235.48	227.51
	iii) Telecommunication services	13,826.53	161,526.00	14,304.62	171,184.00	-3.34	-5.64
	iv) Call Centres	1,129.66	13,197.00	1,014.79	12,144.00	11.32	8.67
D	CONSTRUCTION SERVICES	1,429.25	16,697.00	1,006.01	12,039.00	42.07	38.69
	i) Construction services	1,429.25	16,697.00	1,006.01	12,039.00	42.07	38.69
E	INSURANCE SERVICES	3,399.50	39,714.00	2,745.03	32,850.00	23.84	20.89
	i) Treaties and standing open cover - life	111.28	1,300.00	96.43	1,154.00	15.40	12.65
	ii) Surplus funds rec.by Pak ins.Cos.-abroad	7.79	91.00	4.60	55.00	69.35	65.45
	iii) Rev. surplus funds of f. ins. cos.-life	19.86	232.00	3.09	37.00	542.72	527.03
	iv) Insurance P & I Club	91.33	1,067.00	83.56	1,000.00	9.30	6.70
	v) Treaties and standing open cover-marine	197.05	2,302.00	116.07	1,389.00	69.77	65.73
	vi) Refund of Ins. payments-others	45.28	529.00	27.07	324.00	67.27	63.27
	vii) Other miscellaneous insurance	1,344.17	15,703.00	904.82	10,828.00	48.56	45.02
	viii) Facultative reinsurance-life	276.49	3,230.00	231.30	2,768.00	19.54	16.69
	ix) Facultative reinsurance-marine	14.98	175.00	41.95	502.00	-64.29	-65.14
	x) Other non-life reinsurance services	1,272.61	14,867.00	1,221.52	14,618.00	4.18	1.70
	xi) Services auxiliary to insurance	18.66	218.00	14.62	175.00	27.63	24.57

n

\* Provisional

Source:- State Bank of Pakistan

## 10.23 Export of Services by Sectors (Detail)

(Cumulative)

Rs. in Millions  
Dollars in Thousands

SL. NO.	Description	* July - March, 2010 - 2011		July - March, 2009 - 2010		% Change in July - March, 2010 - 2011 over July - March, 2009 - 2010	
		Rs	\$	Rs	\$	Rs	\$
F	FINANCIAL SERVICES	3,916.86	45,758.00	6,692.13	80,085.00	-41.47	-42.86
	i) Bank commission and charges	1,555.94	18,177.00	1,430.01	17,113.00	8.81	6.22
	ii) Remittances for guarantees involved	545.78	6,376.00	3,402.18	40,714.00	-83.96	-84.34
	iii) Others financial services	1,815.14	21,205.00	1,859.94	22,258.00	-2.41	-4.73
G	COMPUTER AND INFORMATION SERVICES	13,842.45	161,712.00	11,688.70	139,879.00	18.43	15.61
	i) Hardware consultancy services	87.57	1,023.00	138.05	1,652.00	-36.57	-38.08
	ii) Software consultancy services	2,013.90	23,527.00	1,990.47	23,820.00	1.18	-1.23
	iii) Maintenance & repairs of computer	70.53	824.00	19.30	231.00	265.44	256.71
	iv) Export of Computer Software	9,698.92	113,306.00	7,806.02	93,415.00	24.25	21.29
	v) Other computer services	1,848.86	21,599.00	1,675.52	20,051.00	10.35	7.72
	vi) Earnings of journalists / authors	31.16	364.00	20.81	249.00	49.74	46.18
	vii) Subscription to news papers/periodicals	39.29	459.00	15.88	190.00	147.42	141.58
	viii) News agents and correspondents	52.22	610.00	22.65	271.00	130.55	125.09
H	ROYALTIES AND LICENSE FEES	205.61	2,402.00	478.90	5,731.00	-57.07	-58.09
	i) Royalties, license fees & trade marks	205.61	2,402.00	478.90	5,731.00	-57.07	-58.09
I	OTHER BUSINESS SERVICES	43,928.50	513,187.00	32,660.94	390,855.00	34.50	31.30
	i) Merchanting. & trade related services	1,832.68	21,410.00	1,571.40	18,805.00	16.63	13.85
	ii) Charter of ships without crew-op.leasing	27.48	321.00	0.50	6.00	5396.00	5250.00
	iii) Charter of aircrafts without crew--op leasing	1.71	20.00	9.11	109.00	-81.23	-81.65
	iv) Legal services	1,556.97	18,189.00	975.18	11,670.00	59.66	55.86
	v) A/c, auditing, & tax consulting Services	223.24	2,608.00	233.98	2,800.00	-4.59	-6.86
	vi) Bus. & manag. Consult.& public relations	4,909.47	57,354.00	5,322.53	63,695.00	-7.76	-9.96
	vii) Agency commission	8,489.75	99,180.00	8,127.65	97,264.00	4.46	1.97
	viii)Printing charges of security documents	5.91	69.00	4.01	48.00	47.38	43.75
	ix) Processing and repair fees	241.56	2,822.00	108.88	1,303.00	121.86	116.58
	x) Adv. market research & pub. opinion poll	1,645.73	19,226.00	1,235.81	14,789.00	33.17	30.00
	xi) Research and development	437.24	5,108.00	322.22	3,856.00	35.70	32.47
	xii) Arch., engineering, & technical services	3,477.05	40,620.00	2,592.45	31,024.00	34.12	30.93
	xiii) Agri., mining, & on-site proc. services	111.45	1,302.00	28.16	337.00	295.77	286.35
	xiv) Receipts of security dep. with tenders	1.46	17.00	21.22	254.00	-93.12	-93.31
	xv) Services in medicine exports	60.26	704.00	95.18	1,139.00	-36.69	-38.19
	xvi) Misc. other business services, n.i.e.	22,383.47	261,491.00	13,637.12	163,196.00	64.14	60.23
	xvii) Refund	-1,476.93	-17,254.00	-1,624.46	-19,440.00	-9.08	-11.24
J	PERSONAL, CULTURAL, AND RECREATIONAL SERV.	285.56	3,336.00	334.00	3,997.00	-14.50	-16.54
	i) Audiovisual and related services	214.00	2,500.00	80.30	961.00	166.50	160.15
	ii) Earnings of professional artists	32.53	380.00	24.15	289.00	34.70	31.49
	iii) Other personal, cult. & recreation serv.	39.03	456.00	229.55	2,747.00	-83.00	-83.40
K	GOVERNMENT SERVICES, n.i.e.	164,860.07	1,925,949.00	92,188.26	1,103,221.00	78.83	74.58
	i) Remitt. Rec. by foreign Missions in Pak.	19,460.34	227,342.00	19,082.24	228,358.00	1.98	-0.44
	ii) Military units and agencies	73,047.87	853,369.00	43,193.87	516,903.00	69.12	65.09
	iii) Other government services	773.22	9,033.00	748.47	8,957.00	3.31	0.85
	vi) Remittances Received by Int. Org.	45,748.08	534,444.00	12,162.99	145,555.00	276.13	267.18
	v) Receipt through Central govt.	0.00	0.00	0.00	0.00	0.00	0.00
	iv) Receipts through International bodies	22,922.83	267,792.00	15,380.24	184,056.00	49.04	45.49
	iv) Earnings of Pak Diplomatic Mission abroad	2,907.73	33,969.00	1,620.45	19,392.00	79.44	75.17

n

\* Provisional

Source:- State Bank of Pakistan

## 10.24 Import of Services by Sectors (Detail) (Monthly)

Rs. in Millions  
Dollars in Thousands

SL. No.	Description	* March, 2011		** February, 2011		March, 2010		% Change in March, 2011 over			
								February, 2011		March, 2010	
		Rs	\$	Rs	\$	Rs	\$	Rs	\$	Rs	\$
	<u>Import of Services</u>	<u>55,243.76</u>	<u>647,353.00</u>	<u>47,700.06</u>	<u>559,111.00</u>	<u>49,543.20</u>	<u>587,353.00</u>	15.81	15.92	11.51	10.39
A	Transportation	28,766.93	337,094.00	27,883.46	326,833.00	25,302.05	299,965.00	3.17	3.14	13.69	12.38
	i) Charter of Pak ships with crew	23.98	281.00	28.15	330.00	353.76	4,194.00	-14.81	-14.85	-93.22	-93.30
	ii) Freight on commodity imports - sea	91.06	1,067.00	47.43	556.00	193.84	2,298.00	91.99	91.91	-53.02	-53.57
	iii) Charter of Aircrafts with crew	0.00	0.00	0.00	0.00	230.95	2,738.00	0.00	0.00	-100.00	-100.00
	iv) Freight on commodity imports- air	41.30	484.00	54.77	642.00	33.07	392.00	-24.59	-24.61	24.89	23.47
	v) Oper. Exp. of Pak rail/road transport	9.64	113.00	0.26	3.00	2.78	33.00	3607.69	3666.67	246.76	242.42
	vi) Passage earnings of Foreign air lines	3,328.18	39,000.00	3,327.25	39,000.00	1,940.05	23,000.00	0.03	0.00	71.55	69.57
	vii) 8 % freight on cash imports	23,563.07	276,114.60	22,186.90	260,061.30	17,900.25	212,214.00	6.20	6.17	31.64	30.11
	ix) Freight on Foreign Economic Assistance	369.89	4,334.40	831.02	9,740.70	261.15	3,096.00	-55.49	-55.50	41.64	40.00
	x) Pak air /Shipping Cos expenses	1,339.81	15,700.00	1,407.68	16,500.00	4,386.20	52,000.00	-4.82	-4.85	-69.45	-69.81
B	TRAVEL	5,792.42	67,876.00	5,627.56	65,963.00	7,058.58	83,682.00	2.93	2.90	-17.94	-18.89
	i) Official travel -Business	146.53	1,717.00	25.08	294.00	205.48	2,436.00	484.25	484.01	-28.69	-29.52
	ii) Commercial Travel-Business	7.00	82.00	11.94	140.00	84.10	997.00	-41.37	-41.43	-91.68	-91.78
	iii) Non-official-Business	0.00	0.00	6.65	78.00	9.95	118.00	-100.00	-100.00	-100.00	-100.00
	iv) Medical - Personal Travel	1.54	18.00	2.22	26.00	0.17	2.00	-30.63	-30.77	805.88	800.00
	v) Students and trainees	440.60	5,163.00	383.74	4,498.00	659.20	7,815.00	14.82	14.78	-33.16	-33.93
	vi) Holiday (on recreational tours abroad)	683.90	8,014.00	744.54	8,727.00	582.69	6,908.00	-8.14	-8.17	17.37	16.01
	vii) Religious travel - Hajj	800.64	9,382.00	0.00	0.00	6.58	78.00	100.00	100.00	12067.78	11928.21
	viii) Religious travel - other - By air	0.00	0.00	0.00	0.00	15.01	178.00	0.00	0.00	-100.00	-100.00
	ix) Religious travel - other - By land	0.00	0.00	0.00	0.00	0.00	0.00	0.00	0.00	0.00	0.00
	x) Salary of officials on leave abroad	0.00	0.00	0.00	0.00	0.00	0.00	0.00	0.00	0.00	0.00
	xi) Payments through Exchange Cos.	3,584.20	42,000.00	4,436.33	52,000.00	5,482.75	65,000.00	-19.21	-19.23	-34.63	-35.38
	xii) Others	128.01	1,500.00	17.06	200.00	12.65	150.00	650.35	650.00	911.94	900.00
C	COMMUNICATION SERVICES	1,569.96	18,397.00	511.37	5,994.00	948.01	11,239.00	207.01	206.92	65.61	63.69
	i) Postal and courier services	25.43	298.00	24.91	292.00	36.61	434.00	2.09	2.05	-30.54	-31.34
	ii) Telecommunication services	1,544.53	18,099.00	486.46	5,702.00	911.40	10,805.00	217.50	217.41	69.47	67.51
D	CONSTRUCTION SERVICES	262.24	3,073.00	16.81	197.00	181.52	2,152.00	1460.02	1459.90	44.47	42.80
	i) Construction services	262.24	3,073.00	16.81	197.00	181.52	2,152.00	1460.02	1459.90	44.47	42.80
E	INSURANCE SERVICES	1,287.46	15,087.00	941.38	11,034.00	1,053.69	12,492.00	36.76	36.73	22.19	20.77
	i) Treaties and standing open cover-life	16.90	198.00	45.73	536.00	13.16	156.00	-63.04	-63.06	28.42	26.92
	ii) Surplus funds of foreign insurance cos.	0.00	0.00	0.00	0.00	0.00	0.00	0.00	0.00	0.00	0.00
	iii) Rev. surplus funds of f. Ins. Cos. -life	0.51	6.00	1.02	12.00	0.67	8.00	-50.00	-50.00	-23.88	-25.00
	iv) Insurance P & I Club	34.31	402.00	0.00	0.00	50.44	598.00	100.00	100.00	-31.98	-32.78
	v) Treaties and standing open cover-marine	33.11	388.00	241.69	2,833.00	13.07	155.00	-86.30	-86.30	153.33	150.32
	vi) Accidental and health insurance services	0.00	0.00	0.00	0.00	2.61	31.00	0.00	0.00	-100.00	-100.00
	vii) Motor vehicle insurance	0.00	0.00	1.71	20.00	0.00	0.00	-100.00	-100.00	0.00	0.00
	viii) Surplus fund of foreign insurance Cos- Marine	0.17	2.00	0.00	0.00	0.34	4.00	100.00	100.00	-50.00	-50.00
	ix) Marine, aviation & other transport ins.	0.26	3.00	0.00	0.00	0.00	0.00	100.00	100.00	100.00	100.00
	x) Facultative reinsurance-life	72.11	845.00	58.10	681.00	202.27	2,398.00	24.11	24.08	-64.35	-64.76
	xi) Facultative reinsurance-marine	464.15	5,439.00	93.59	1,097.00	284.51	3,373.00	395.94	395.81	63.14	61.25
	xii) Other non-life reinsurance services	621.09	7,278.00	405.41	4,752.00	457.18	5,420.00	53.20	53.16	35.85	34.28
	xiii) Auxiliary services	3.75	44.00	1.79	21.00	0.42	5.00	109.50	109.52	792.86	780.00
	xiv) Insurance under Foreign Economic Assistance	41.10	482.00	92.34	1,082.00	29.02	344.00	-55.49	-55.45	41.63	40.12

\* Provisional

\*\* Revised by SBP

Source:- State Bank of Pakistan

## 10.24 Import of Services by Sectors (Detail) (Monthly)

Rs. in Millions  
Dollars in Thousands

SL. No.	Description	* March, 2011		** February, 2011		March, 2010		% Change in March, 2011 over February, 2011			
								February, 2011		March, 2010	
		Rs	\$	Rs	\$	Rs	\$	Rs	\$	Rs	\$
F	FINANCIAL SERVICES	837.08	9,809.00	767.32	8,994.00	588.17	6,973.00	9.09	9.06	42.32	40.67
	i) Bank commission and charges	725.03	8,496.00	718.60	8,423.00	447.48	5,305.00	0.89	0.87	62.03	60.15
	ii) Remittances for guarantees involved	0.00	0.00	4.78	56.00	0.25	3.00	-100.00	-100.00	-100.00	-100.00
	iii) Others financial services	112.05	1,313.00	43.94	515.00	140.44	1,665.00	155.01	154.95	-20.22	-21.14
G	COMPUTER AND INFORMATION SERVICES	1,946.31	22,807.00	1,455.13	17,056.00	1,162.42	13,781.00	33.76	33.72	67.44	65.50
	i) Hardware consultancy services	0.00	0.00	0.00	0.00	0.00	0.00	0.00	0.00	0.00	0.00
	ii) Software consultancy services	1,572.01	18,421.00	753.24	8,829.00	543.21	6,440.00	108.70	108.64	189.39	186.04
	iii) Maintenance & repairs of computer	25.09	294.00	37.62	441.00	41.25	489.00	-33.31	-33.33	-39.18	-39.88
	iv) Export of Computer Software	140.47	1,646.00	287.00	3,364.00	406.06	4,814.00	-51.06	-51.07	-65.41	-65.81
	v) Other computer services	93.62	1,097.00	100.33	1,176.00	103.83	1,231.00	-6.69	-6.72	-9.83	-10.89
	vi) Earnings of journalists / authors	20.65	242.00	241.44	2,830.00	11.30	134.00	-91.45	-91.45	82.74	80.60
	vii) Subscription to news papers/periodicals	92.34	1,082.00	34.13	400.00	55.42	657.00	170.55	170.50	66.62	64.69
	viii) News agents and correspondents	2.13	25.00	1.37	16.00	1.35	16.00	55.47	56.25	57.78	56.25
H	ROYALTIES AND LICENSE FEES	687.31	8,054.00	1,046.63	12,268.00	1,215.82	14,414.00	-34.33	-34.35	-43.47	-44.12
	i) Royalties and trade marks	687.31	8,054.00	1,046.63	12,268.00	1,215.82	14,414.00	-34.33	-34.35	-43.47	-44.12
	ii) Exchange cos.	0.00	0.00	0.00	0.00	0.00	0.00	0.00	0.00	0.00	0.00
I	OTHER BUSINESS SERVICES	11,117.22	130,273.00	6,125.20	71,796.00	8,706.18	103,215.00	81.50	81.45	27.69	26.22
	i) Merchanting services	504.26	5,909.00	7.25	85.00	4.72	56.00	6855.31	6851.76	10583.47	10451.79
	ii) Charter of ships without crew-op. leasing	97.63	1,144.00	464.54	5,445.00	0.34	4.00	-78.98	-78.99	28614.71	28500.00
	iii) Charter of air crafts without crew - op. leasing	0.00	0.00	0.00	0.00	0.00	0.00	0.00	0.00	0.00	0.00
	iv) Legal services	19.71	231.00	19.96	234.00	13.83	164.00	-1.25	-1.28	42.52	40.85
	v) A/c, audit, bookkeeping, tax cons. Ser.	5.21	61.00	1.79	21.00	1.35	16.00	191.06	190.48	285.93	281.25
	vi) Buss. & Mang. consult., and public rel.	233.23	2,733.00	114.92	1,347.00	456.16	5,408.00	102.95	102.90	-48.87	-49.46
	vii) Agency commission	1,424.97	16,698.00	1,039.72	12,187.00	1,350.87	16,015.00	37.05	37.01	5.49	4.26
	viii) Printing charges of security documents	0.34	4.00	0.43	5.00	0.51	6.00	-20.93	-20.00	-33.33	-33.33
	ix) Processing and repair fees	7.42	87.00	5.80	68.00	55.84	662.00	27.93	27.94	-86.71	-86.86
	x) Adv., market res., & public opin. Poll.	92.93	1,089.00	151.77	1,779.00	54.24	643.00	-38.77	-38.79	71.33	69.36
	xi) Research and development Services	30.47	357.00	19.62	230.00	15.01	178.00	55.30	55.22	103.00	100.56
	xii) Architect., eng., and technical services	2,886.90	33,829.00	636.36	7,459.00	2,188.71	25,948.00	353.66	353.53	31.90	30.37
	xiii) Agri., mining, & on-site proc. services	0.94	11.00	0.00	0.00	0.34	4.00	100.00	100.00	176.47	175.00
	xiv) Receipt of sec. Deposits with tenders	8.53	100.00	0.00	0.00	0.00	0.00	100.00	100.00	100.00	100.00
	xv) Payments to journalists	0.94	11.00	1.02	12.00	2.53	30.00	-7.84	-8.33	-62.85	-63.33
	xvi) Technical fees to foreigners	3,525.14	41,308.00	1,967.17	23,058.00	2,946.85	34,936.00	79.20	79.15	19.62	18.24
	xvii) Miscellaneous services, n.s.e.	971.23	11,381.00	513.51	6,019.00	947.00	11,227.00	89.14	89.08	2.56	1.37
	xviii) Exchange Cos	1,536.08	18,000.00	1,279.71	15,000.00	1,096.55	13,000.00	20.03	20.00	40.08	38.46
	xix) Refund	-228.71	-2,680.00	-98.37	-1,153.00	-428.67	-5,082.00	132.50	132.44	-46.65	-47.26
J	PERSONAL, CULTURAL, AND RECREATIONAL SERV	3.67	43.00	3.07	36.00	133.69	1,585.00	19.54	19.44	-97.25	-97.29
	i) Audiovisual & related serv.-P.C.R serv.	2.39	28.00	1.45	17.00	126.44	1,499.00	64.83	64.71	-98.11	-98.13
	ii) Payment to professional artists	0.00	0.00	0.00	0.00	0.00	0.00	0.00	0.00	0.00	0.00
	iii) Other personal, cult., & rec. services	1.28	15.00	1.62	19.00	7.25	86.00	-20.99	-21.05	-82.34	-82.56
K	GOVERNMENT SERVICES, n.i.e.	2,973.16	34,840.00	3,322.13	38,940.00	3,193.07	37,855.00	-10.50	-10.53	-6.89	-7.96
	i) Foreign Missions	318.82	3,736.00	313.79	3,678.00	153.52	1,820.00	1.60	1.58	107.67	105.27
	ii) Military units and agencies	24.66	289.00	0.00	0.00	0.00	0.00	100.00	100.00	100.00	100.00
	iii) Govt. remitt. not specified elsewhere.	970.63	11,374.00	100.16	1,174.00	1,256.48	14,896.00	869.08	868.82	-22.75	-23.64
	iv) Remittances to Int. Organizations.	58.54	686.00	43.25	507.00	35.93	426.00	35.35	35.31	62.93	61.03
	v) Payment through int. bodies(Rs. A/c)	1,148.22	13,455.00	1,337.21	15,674.00	791.03	9,378.00	-14.13	-14.16	45.16	43.47
	vi) Expenditure of Pak Diplomatic Mission abroad	452.29	5,300.00	532.10	6,237.00	475.31	5,635.00	-15.00	-15.02	-4.84	-5.94
	vii) Technical Assistance	0.00	0.00	995.62	11,670.00	480.80	5,700.00	-100.00	-100.00	-100.00	-100.00

\* Provisional

Source:- State Bank of Pakistan

## 10.25 Import of Services by Sectors (Detail)

(Cumulative)

Rs. in Millions  
Dollars in Thousands

SL. NO.	Description	* July - March, 2010 - 2011		July - March, 2009 - 2010		% Change in July - March, 2010 - 2011 over July - March, 2009 - 2010	
		Rs	\$	Rs	\$	Rs	\$
	<u>Import of Services</u>	<u>465,751.39</u>	<u>5,441,060.00</u>	<u>422,763.16</u>	<u>5,059,226.00</u>	10.17	7.55
A	Transportation	248,503.69	2,903,101.00	214,310.28	2,564,661.00	15.96	13.20
	i) Charter of Pak ships with crew	881.07	10,293.00	2,009.77	24,051.00	-56.16	-57.20
	ii) Freight on commodity imports - sea	752.85	8,795.00	888.77	10,636.00	-15.29	-17.31
	iii) Charter of Aircrafts with crew	805.75	9,413.00	1,317.20	15,763.00	-38.83	-40.28
	iv) Freight on commodity imports- air	489.46	5,718.00	223.86	2,679.00	118.65	113.44
	v) Oper. Exp. of Pak railroad transport	17.55	205.00	6.10	73.00	187.70	180.82
	vi) Passage earnings of Foreign air lines	31,586.18	369,000.00	26,656.54	319,000.00	18.49	15.67
	vii) 8 % freight on cash imports	186,179.60	2,175,010.76	152,484.04	1,824,783.45	22.10	19.19
	ix) Freight on Foreign Economic Assistance	4,577.53	53,476.25	4,754.85	56,901.56	-3.73	-6.02
	x) Pak air /Shipping Cos expenses	23,213.70	271,190.00	25,969.15	310,774.00	-10.61	-12.74
B	TRAVEL	59,773.38	698,292.00	55,458.72	663,677.00	7.78	5.22
	i) Official travel -Business	710.47	8,300.00	725.91	8,687.00	-2.13	-4.45
	ii) Commercial Travel-Business	114.53	1,338.00	234.98	2,812.00	-51.26	-52.42
	iii) Non-official-Business	72.76	850.00	61.59	737.00	18.14	15.33
	iv) Medical - Personal Travel	10.53	123.00	20.64	247.00	-48.98	-50.20
	v) Students and trainees	5,387.03	62,933.00	5,000.15	59,837.00	7.74	5.17
	vi) Holiday (on recreational tours abroad)	7,737.84	90,396.00	4,113.21	49,223.00	88.12	83.65
	vii) Religious travel - Hajj	14,848.16	173,461.00	12,454.20	149,040.00	19.22	16.39
	viii) Religious travel - other - By air	23.28	272.00	34.09	408.00	-31.71	-33.33
	ix) Religious travel - other - By land	0.00	0.00	0.00	0.00	0.00	0.00
	x) Salary of officials on leave abroad	1.63	19.00	3.01	36.00	-45.85	-47.22
	xi) Payments through Exchange Cos.	30,216.59	353,000.00	32,297.03	386,500.00	-6.44	-8.67
	xii) Others	650.56	7,600.00	513.91	6,150.00	26.59	23.58
C	COMMUNICATION SERVICES	11,297.66	131,983.00	9,841.03	117,768.00	14.80	12.07
	i) Postal and courier services	285.47	3,335.00	258.38	3,092.00	10.48	7.86
	ii) Telecommunication services	11,012.19	128,648.00	9,582.65	114,676.00	14.92	12.18
D	CONSTRUCTION SERVICES	1,725.85	20,162.00	2,094.84	25,069.00	-17.61	-19.57
	i) Construction services	1,725.85	20,162.00	2,094.84	25,069.00	-17.61	-19.57
E	INSURANCE SERVICES	9,909.49	115,766.00	9,637.51	115,332.00	2.82	0.38
	i) Treaties and standing open cover-life	195.34	2,282.00	409.46	4,900.00	-52.29	-53.43
	ii) Surplus funds of foreign insurance cos.	0.34	4.00	22.48	269.00	-98.49	-98.51
	iii) Rev. surplus funds of f. Ins. Cos. -life	11.47	134.00	30.92	370.00	-62.90	-63.78
	iv) Insurance P & I Club	38.01	444.00	56.07	671.00	-32.21	-33.83
	v) Treaties and standing open cover-marine	1,855.54	21,677.00	902.39	10,799.00	105.63	100.73
	vi) Accidental and health insurance services	33.30	389.00	37.35	447.00	-10.84	-12.98
	vii) Motor vehicle insurance	1.71	20.00	3.68	44.00	-53.53	-54.55
	viii) Surplus fund of foreign insurance Cos- Marine	0.51	6.00	19.97	239.00	-97.45	-97.49
	ix) Marine, aviation & other transport ins.	0.94	11.00	16.21	194.00	-94.20	-94.33
	x) Facultative reinsurance-life	709.88	8,293.00	604.08	7,229.00	17.51	14.72
	xi) Facultative reinsurance-marine	2,286.36	26,710.00	2,142.80	25,643.00	6.70	4.16
	xii) Other non-life reinsurance services	4,297.69	50,207.00	4,842.97	57,956.00	-11.26	-13.37
	xiii) Auxiliary services	21.14	247.00	16.63	199.00	27.12	24.12
	xiv) Insurance under Foreign Economic Assistance	457.26	5,342.00	532.50	6,372.00	-14.13	-16.16

n

\* Provisional

Source:- State Bank of Pakistan

## 10.25 Import of Services by Sectors (Detail)

(Cumulative)

Rs. in Millions  
Dollars in Thousands

SL. NO.	Description	* July - March, 2010 - 2011		July - March, 2009 - 2010		% Change in July - March, 2010 - 2011 over July - March, 2009 - 2010	
		Rs	\$	Rs	\$	Rs	\$
F	FINANCIAL SERVICES	6,986.71	81,621.00	5,619.43	67,248.00	24.33	21.37
	i) Bank commission and charges	6,037.84	70,536.00	5,238.97	62,695.00	15.25	12.51
	ii) Remittances for guarantees involved	121.72	1,422.00	14.29	171.00	751.78	731.58
	iii) Others financial services	827.15	9,663.00	366.17	4,382.00	125.89	120.52
G	COMPUTER AND INFORMATION SERVICES	10,184.02	118,973.00	10,069.47	120,502.00	1.14	-1.27
	i) Hardware consultancy services	5.65	66.00	17.46	209.00	-67.64	-68.42
	ii) Software consultancy services	6,204.07	72,478.00	6,695.72	80,128.00	-7.34	-9.55
	iii) Maintenance & repairs of computer	303.02	3,540.00	243.67	2,916.00	24.36	21.40
	iv) Export of Computer Software	1,685.54	19,691.00	944.59	11,304.00	78.44	74.19
	v) Other computer services	1,057.41	12,353.00	1,719.05	20,572.00	-38.49	-39.95
	vi) Earnings of journalists / authors	455.22	5,318.00	28.16	337.00	1516.55	1478.04
	vii) Subscription to news papers/periodicals	449.23	5,248.00	399.01	4,775.00	12.59	9.91
	viii) News agents and correspondents	23.88	279.00	21.81	261.00	9.49	6.90
H	ROYALTIES AND LICENSE FEES	7,305.65	85,347.00	6,519.07	78,014.00	12.07	9.40
	i) Royalties and trade marks	7,305.65	85,347.00	6,519.07	78,014.00	12.07	9.40
	ii) Exchange cos.	0.00	0.00	0.00	0.00	0.00	0.00
I	OTHER BUSINESS SERVICES	70,605.30	824,834.00	68,790.26	823,216.00	2.64	0.20
	i) Merchanting services	843.84	9,858.00	584.61	6,996.00	44.34	40.91
	ii) Charter of ships without crew-op. leasing	1,220.39	14,257.00	979.61	11,723.00	24.58	21.62
	iii) Charter of air crafts without crew - op. leasing	0.00	0.00	0.00	0.00	0.00	0.00
	iv) Legal services	436.64	5,101.00	395.84	4,737.00	10.31	7.68
	v) A/c, audit, bookkeeping, tax cons. Ser.	16.78	196.00	54.23	649.00	-69.06	-69.80
	vi) Buss. & Mang. consult., and public rel.	3,747.80	43,783.00	3,387.97	40,544.00	10.62	7.99
	vii) Agency commission	10,815.91	126,355.00	10,809.18	129,354.00	0.06	-2.32
	viii) Printing charges of security documents	16.01	187.00	15.38	184.00	4.10	1.63
	ix) Processing and repair fees	162.38	1,897.00	97.10	1,162.00	67.23	63.25
	x) Adv., market res., & public opin. Poll.	1,100.29	12,854.00	970.33	11,612.00	13.39	10.70
	xi) Research and development Services	150.23	1,755.00	289.46	3,464.00	-48.10	-49.34
	xii) Architect., eng., and technical services	12,927.31	151,021.00	9,403.07	112,527.00	37.48	34.21
	xiii) Agri., mining, & on-site proc. services	2.48	29.00	13.54	162.00	-81.68	-82.10
	xiv) Receipt of sec. Deposits with tenders	10.19	119.00	4.93	59.00	106.69	101.69
	xv) Payments to journalists	44.77	523.00	19.22	230.00	132.93	127.39
	xvi) Technical fees to foreigners	24,678.82	288,306.00	27,527.18	329,419.00	-10.35	-12.48
	xvii) Miscellaneous services, n.s.e.	7,113.91	83,107.00	9,429.23	112,840.00	-24.55	-26.35
	xviii) Exchange Cos	10,443.13	122,000.00	7,896.69	94,500.00	32.25	29.10
	xix) Refund	-3,125.58	-36,514.00	-3,087.31	-36,946.00	1.24	-1.17
J	PERSONAL, CULTURAL, AND RECREATIONAL SERV	630.09	7,361.00	1,485.92	17,782.00	-57.60	-58.60
	i) Audiovisual & related serv.-P.C.R serv.	596.71	6,971.00	1,299.49	15,551.00	-54.08	-55.17
	ii) Payment to professional artisits	1.71	20.00	18.30	219.00	-90.66	-90.87
	iii) Other personal, cult., & rec. services	31.67	370.00	168.13	2,012.00	-81.16	-81.61
K	GOVERNMENT SERVICES, n.i.e.	38,829.55	453,620.00	38,936.63	465,957.00	-0.28	-2.65
	i) Foreign Missions	2,292.27	26,779.00	1,642.43	19,655.00	39.57	36.25
	ii) Military units and agencies	93.82	1,096.00	41.70	499.00	124.99	119.64
	iii) Govt. remitt. not specified elsewhere.	9,075.16	106,019.00	11,361.70	135,966.00	-20.12	-22.03
	iv) Remittances to Int. Organizations.	2,711.70	31,679.00	901.14	10,784.00	200.92	193.76
	v) Payment through int. bodies (Rs. A/c)	13,232.04	154,581.00	15,247.87	182,472.00	-13.22	-15.29
	vi) Expenditure of Pak Diplomatic Mission abroad	6,299.77	73,596.00	4,533.28	54,250.00	38.97	35.66
	vii) Technical Assistance	5,124.79	59,870.00	5,208.51	62,331.00	-1.61	-3.95

n

\* Provisional

Source:- State Bank of Pakistan

## REGIONAL AND FIELD OFFICES OF FEDERAL BUREAU OF STATISTICS

### PUNJAB

**Chief Statistical Officer,**  
Regional Office,  
Federal Bureau of Statistics,  
Gul Plaza, (1st & 2nd Floor),  
I.J. Principal Road,  
Near Pindora Chungi,  
Rawalpindi  
Phone: 051- 4411528)  
Fax 051 - 4410474

**Statistical Officer (I/C),**  
Regional Office,  
Federal Bureau of Statistics,  
USAID Building,  
Gurumangat Road,  
Gulberg-III,  
Lahore.  
Phone & Fax:042-99263266  
Email:lhrfbs@lhr.comsats.net.pk

**Statistical Officer (I/C),**  
Regional Office,  
Federal Bureau of Statistics,  
House # 888/54-C,  
Gali # 13, Usmanabad.  
Multan.  
Phone & Fax:061-9210170  
E-mail:muxfbs@brain.net.pk

**Chief Statistical Officer,**  
Regional Office,  
Federal Bureau of Statistics,  
51-A, Satellite Town,  
Gujranwala.  
Phone & Fax: 055-9200418

**Chief Statistical Officer,**  
Regional Office,  
Federal Bureau of Statistics,  
House # 611-A,  
Peoples Colony # 2,  
Faisalabad.  
Phone & Fax: 041-9220049  
E-mail:fsdfbs@fsd.comsats.net.pk

**Chief Statistical Officer,**  
Regional Office,  
Federal Bureau of Statistics,  
House # 100/27-C, Zaidi Road,  
Satellite Town,  
Sargodha  
Phone & Fax:048-3220004

**Chief Statistical Officer,**  
Regional Office,  
Federal Bureau of Statistics,  
House # 25/B.K.,  
Satellite Town,  
Bahawalpur.  
Phone & Fax: 062-9250026

**Statistical Officer(I/C),**  
Field Office,  
Federal Bureau of Statistics,  
Building No.111-IS-98/D,  
Muradia Road, Waraich House,  
Model Town,  
Sialkot.  
Phone & Fax: 052 - 3554881  
E-mail:sktfbs@skt.comsats.net.pk

**Statistical Officer(I/C),**  
Field Office,  
Federal Bureau of Statistics,  
Building # 09-D-3(X)  
Amar Colony,  
Jhang Sadder.  
Phone & Fax: 047-9200194

**Statistical Officer(I/C),**  
Field Office.  
Federal Bureau of Statistics,  
House at Khasra #51/11/1/3/2  
(G.F), Chak#9/W.B.(Behind  
Cooperative Workshop),  
Burawala Road,  
Vehari.  
Phone & Fax: 067-3364219

**Statistical Officer (I/C),**  
Field Office,  
Federal Bureau of Statistics,  
House # 213/ D,  
Mohallah Mir Abdullah Khan Rokri,  
Mianwali.  
Phone: 045-9231626  
Fax: 045-9233700

**Statistical Officer (I/C),**  
Field Office,  
Federal Bureau of Statistics  
House # 79(GF), Block#C,  
Street # 2, Khyaban-e-Sarwar,  
Dera Ghazi Khan.

**Statistical Officer(I/C),**  
Field Office,  
Federal Bureau of Statistics,  
House # 7, (G.F.), Street #1,  
Azam Town, Mud Darbari,  
Rahim Yar Khan.  
Phone & Fax: 068-9239046

**Statistical Officer (I/C),**  
Field Office,  
Federal Bureau of Statistics,  
House # 26-A,  
Jamia Faridia Road,  
Sahiwal.  
Phone: 040-9200242

**Statistical Officer(I/C),**  
Field Office,  
Federal Bureau of Statistics,  
Building # 192, Khan Baba Road,  
Bahawalnagar.  
Phone & Fax: 063-9240049

### SINDH:

**Chief Statistical Officer,**  
Regional Office,  
Federal Bureau of Statistics,  
1-B, S.M.C.H. Society  
Karachi.  
Phone & Fax: 021- 34557933  
Email:khifbs@khi.comsats.net.pk

**Chief Statistical Officer,**  
Regional Office,  
Federal Bureau of Statistics,  
Bungalow # A-46, G.O.R. Colony,  
Unit # 1, Latifabad,  
Hyderabad.  
Fax & Phone: 022-9200641

**Chief Statistical Officer,**  
Regional Office,  
Federal Bureau of Statistics,  
Bungalow # 10-A,  
Professor Housing Society,  
Shikarpur Road,

Sukkur.  
Phone & Fax: 071-5630370

**Chief Statistical Officer,**  
Regional Office,  
Federal Bureau of Statistics,  
Building # 45/17, Ward "C",  
Near Shah Latif Market,  
Lohari Mohallah,  
Larkana.  
(Phone: 074-9410010)  
Fax:074-4054438

**Statistical Officer(I/C),**  
Field Office,  
Federal Bureau of Statistics,  
House # A-13,(G.F.),  
Satellite Town, Chandni Chowk,  
Main Mirwah Road,  
Mirpur Khas.  
Phone & Fax: -0233-9290175

**Statistical Officer(I/C),**  
Field Office,  
Federal Bureau of Statistics,  
House # 68, Mubariak Colony,  
Jam sahib Road,  
Nawabshah.  
Phone & Fax: 0244-9370311

**Statistical Officer(I/C),**  
Field Office,  
Federal Bureau of Statistics,  
House # 199 Marakhpur,  
Opp. DHO Office,  
Sehwan Road, Dadu Town,  
Dadu.  
Phone & Fax: 025-9200345

**Statistical Officer(I/C),**  
Field Office,  
Federal Bureau of Statistics,  
House # 292-I,  
1st Family line,  
Shah Abdul Latif Road,  
Near Rifil Naka,  
Jacobabad.  
Phone : 0722-653403

#### **KHYBER PAKHTOON KHWA**

**Chief Statistical Officer,**  
Regional Office,  
Federal Bureau of Statistics,  
State Life Insurance Building,  
2nd Floor, 34-The Mall,  
Peshawar Cantt.  
Phone: 091-9213097

Fax – 091-9213098  
E-mail:pshfbs@pes.comsats.net.pk

**Chief Statistical Officer,**  
Regional Office,  
Federal Bureau of Statistics,  
Building #558-D,  
Mohallah Ghazni Khel,  
Bannu.  
Phone & Fax: 0928-9270191

**Chief Statistical Officer,**  
Regional Office,  
Federal Bureau of Statistics,  
Engineer Ayub Khan Building,  
New Road Green Chowk,  
Mingora/Swat.  
Phone: 0946-9240283

**Chief Statistical Officer,**  
Regional Office,  
Federal Bureau of Statistics,  
Bungalow # 896,  
Mansehra Road,  
Post office Jhangi,  
Abbottabad.  
Phone & Fax: 0992-9310231

**Chief Statistical Officer,**  
Regional Office,  
Federal Bureau of Statistics,  
House # A-3,  
Shah Jhan Sheed Town,  
Near Coach Adda of Bannu  
Dera Ismail Khan.  
Phone:0966-9280279

#### **BALOCHI STAN:**

**Chief Statistical Officer,**  
Regional Office,  
Federal Bureau of Statistics,  
Block # 4, 2nd Floor,  
Near Comptroller Office  
Sariab Road,  
Quetta.  
Phone: 081-9211139  
Fax:081-9211249

**Statistical Officer(I/C),**  
Field Office,

Federal Bureau of Statistics,  
Dak Khana Road,  
Near Civil Hospital,  
Singani Sar,  
Turbat.  
Phone: 0852-412267  
Fax:0852-413383

**Statistical Officer (I/C),**  
Field Office,  
Federal Bureau of Statistics,  
Haroon Market,  
Opp:Girls High School, Hospital  
Road,  
Khuzdar.  
Phone & Fax: 0848-412760

**Statistical Officer (I/C),**  
Field Office,  
Federal Bureau of Statistics,  
Building # 2-II/E,  
Hazara Mohallah,  
Loralai.  
Phone & Fax: 0824-660560

#### **NORTHERN AREAS:**

**Statistical Officer (I/C),**  
Field Office,  
Federal Bureau of Statistics,  
Madina Supper Market,  
Near Taj Hotel,  
Gilgit.  
Phone & Fax: 05811-920762

#### **AZAD KASHMIR:**

**Chief Statistical officer,**  
Regional Office,  
Federal Bureau of Statistics,  
2nd Floor, Al-Saif Plaza,  
Upper Gojra Bypass Road,  
Muzaffarabad.  
Phone & Fax: 05822-921113



## SYMBOLS, ABBREVIATIONS AND CONVERSION

<p>E Estimated</p> <p>P/* Provisional, Preliminary</p> <p>R/r Revised</p> <p>- Nil</p> <p>.. Negligible</p> <p>... Not available</p> <p>% Percentage</p> <p>Admn Administration</p> <p>ALOOCHA A kind of fruit</p> <p>ARVI A type of root vegetable</p> <p>AV. Average</p> <p>BABUL A kind of fire wood</p> <p>BBLS. Barrels</p> <p>BIRYANI A dish of rice prepared</p> <p>BOT. Bottle</p> <p>CAP. Capsule</p> <p>CFT. Cubic feet</p> <p>CH. Charge</p> <p>CHAPATI A kind of bread</p> <p>CIG. Cigarette</p> <p>Comm. Communication</p> <p>CRT. Carton / Crate</p> <p>CUM./CM. Cubic meter</p> <p>DESI. Indigenous</p> <p>Distt. Distribution</p> <p>DOZ Dozen</p> <p>ENG. English</p> <p>EX. Exercise</p> <p>GLS. Glass</p> <p>GM. Gram</p> <p>H.OP. Hand operated</p> <p>HP. Horse power</p> <p>INJ. Injection</p> <p>KHADDI Hand-loom</p> <p>KIKAR A kind of fire wood</p> <p>KG. Kilogram</p> <p>KM. Kilometer</p> <p>KORMA A variety of meat curry</p> <p>KWH. Kilowatt / hour</p> <p>LB. Pound</p>	<p>LTR. Litre</p> <p>LUNGI A kind of cloth</p> <p>MALTA &amp; MOSAMBI A variety of Orange</p> <p>MED. Medium</p> <p>MG. Milligram</p> <p>MMCFT. Million cubic feet</p> <p>MN. Million</p> <p>M/o. Ministry of</p> <p>MTR. Meter</p> <p>MT. Metric Ton</p> <p>ML. Milliliter</p> <p>NES. Not else where specified</p> <p>NO. Number</p> <p>NR. Not reported</p> <p>N.S. Not specified</p> <p>PKT. Packet</p> <p>PC. Piece</p> <p>QLTY. Quality</p> <p>QTY. Quantity</p> <p>RASGULLA A form of sweetmeat</p> <p>R.P.M. Revolution per minute</p> <p>RS. Rupees</p> <p>SAMOSIA A form of patty</p> <p>SHAL. Shalwar</p> <p>SHEESHAM A variety of sup. Qlty. Wood.</p> <p>Sq. Square</p> <p>SQM. Square meter</p> <p>SUP. Superior</p> <p>STND. Standard</p> <p>SQFT. Square feet</p> <p>SYN. Synthetic</p> <p>THNO. Thousand number</p> <p>TAB. Table</p> <p>TANDOORI Oven-Baked</p> <p>TKT. Ticket</p> <p>TL. Tube light</p> <p>TOTA. Broken rice</p> <p>UNI. Uniform</p> <p>Urd. Urdu</p> <p>VEG. Vegetable</p> <p>W. Watt</p>	<p>One Metric Ton 2004 Lbs. 1000 Kgs</p> <p>One Ton 1.0160 M.Tons (2240 Lbs.) 27.22 Maunds 1016.04 Kgs. 1.0610 M. Tons 20 Hundred weight</p> <p>One Pound 0.4536 Kg. 16 Oz. 0.4861 Seer 28.35 Gms.</p> <p>One Kilogram 2.2046 Lbs. 0.0197 Hundred weight 0.0268 Maund 1.0717 Seers</p> <p>One Hundred weight (112 Lbs.) 50.8932 Kgs. 1.3610 Maunds</p> <p>One Gram 0.0857 Tola</p> <p>One Tonne 0.9842 Long Ton 1.1023 Short Ton</p> <p>One Bale (Cotton) 170.0971 Kilograms (375 Lbs.) 4.5571 Maunds</p>
<b>LIQUID</b>		
<p>One Imperial (Gallon) 4.5435 Ltrs.</p> <p>One Litre 0.2199 Imperial Gallon</p>		
<b>LENGTH</b>		
<p>One Mile 1.6093 Kms. 1760 Yards</p> <p>One Yard 0.9144 Meter</p> <p>One Foot 0.3048 Meter</p> <p>One Kilometer 0.6214 mile</p> <p>One Meter 1.0936 Yards</p> <p>One Square Mile 2.5899 Square Kilometer 640 Acres 258.9984 Hectares</p> <p>One Acre .4074 Hectare 4840 Square Yards</p> <p>One Square Kilometer 0.3861 Square Mile 100 Hectares</p> <p>One Hectare 2.4711 Acres</p> <p>One Square Yards 0.8361 Square Meter</p> <p>One Cubic Meter 35.3147 Cubic feet</p>		