



MONTHLY BULLETIN OF STATISTICS 2021

JUNE

Government of Pakistan
Ministry of Planning Development & Special Initiatives
Pakistan Bureau of Statistics



MONTHLY BULLETIN OF STATISTICS 2021

JUNE

Government of Pakistan
Ministry of Planning Development & Special Initiatives
Pakistan Bureau of Statistics

Price :Rs.600

P R E F A C E

The Bulletin of Statistics, Monthly Publication of the Pakistan Bureau of Statistics provide important statistics in respect of social, economic and financial sectors of the economy at aggregate as well as sectoral levels. The Bulletin contains data relating to Population, National Accounts, Agriculture, Manufacturing, Prices, Balance of Payments, Public Finance, Education, Energy & Mining, Foreign Economic Assistance, Foreign Trade, Health, Insurance, Labour, Transport & Communication, Social & Culture ect. It also provides different types of indices on agriculture, manufacturing, prices, trade and labour productivity. Charts and graphs have also been provided to selected tables to make the data readily intelligible.

2. The Bulletin contains data on monthly and in some instances on annual basis. The annual data series are on fiscal year basis i.e. from July to June unless otherwise specified. Monthly data series of trade and industry are published with a time lag of 45 days required for data collection, compilation, cleaning, processing, tabulating and printing. Figures may not add up to the totals owing to rounding. Statistics that are compiled in the Pakistan Bureau of Statistics are presented without citation whereas those compiled by other agencies carry a source note below the tables.

3. Efforts have been made to produce this Bulletin as a comprehensive, informative and useful document for decision makers, researchers, planners, economists and other groups of beneficiaries. It is hoped that the users will find this Bulletin useful.

4. Suggestions for further improvement will be highly appreciated and welcomed.

ABDUL AZIZ UQAILI
Secretary

ABDUL AZIZ UQAILI
Secretary

Government of Pakistan
Ministry of Planning
Development & Reform

'P' Block,
Pakistan Secretariat,
Islamabad.

Tel : 051-9212831 – 051-9206444
Fax: 051-9202704
E-mail: secretary@pc.gov.pk

DR. NAEEM-UZ-ZAFAR
Chief Statistician

Government of Pakistan
Pakistan Bureau of Statistics

Statistics House
21-Mauve Area
G-9/1
Islamabad.

Tel : 051-9106652
Fax: 051-9106518
E-mail: member_ss@gov.pk

**PAKISTAN BUREAU OF STATISTICS
STATISTICS HOUSE, 21-MAUVE AREA
G-9/1 - ISLAMABAD
Website: www.pbs.gov.pk**

		<u>Office</u>	<u>Residence</u>
Dr. Bahrawar Jan	Deputy Director General	051-9106550 Fax:051-9106577	051-9101294
Mr. Shaukat Zaman	Deputy Director General	051-9106551 Fax:051-9106556	0300-5052450
Mr. Fazil Mehmood Baig	Deputy Director General	051-9106575	0333-5159850
Mr. Shaukat Ali Khan	Director	051-9106557	--
Mr. Attiq-ur-Rehman	Director	051-9106553 Fax:051-9106546	0346-9579700
Mr. Munwar Ali Ghanghro	Director	051-9106554	0333-7145366
Mrs. Rabia Awan	Director	051-9106581	051-4444696
Mr. Rizwan Bashir	Director	051-9106530	--

TRAINING WING

Madam Aisha Sajid	Director	051-9106650 --	--
-------------------	----------	-------------------	----

**PAKISTAN BUREAU OF STATISTICS
1-B, SINDHI MUSLIM COOPERATIVE HOUSING SOCIETY
KARACHI – 74400**

E-mail: khifbs@khi.comsats.net.pk

Mr. Muhammad Ali Shaikh	Deputy Director General	021-99225205 Fax:021-99225202	--
Mr. Shakeel Qadeer	Director	021-99225209	021-35836029

(Regional Office) KARACHI

Mr. Faraz Muslim	Statistical Officer	021-99225214	0333-3028006
------------------	---------------------	--------------	--------------

**PAKISTAN BUREAU OF STATISTICS
USAID BUILDING GURU MANGAT ROAD
GULBERG-III, LAHORE**

E-mail: lhrfbs@lhr.comsats.net.pk

Mr. Waseem Abbas	Director	042-99263173 Fax:042-99263267	0333-6550630
------------------	----------	----------------------------------	--------------

(Regional Office) LAHORE

Mr. Muhammad Shahid	Chief Statistical Officer	042-99263266 Fax:042-99263266	0345-4169987
---------------------	---------------------------	----------------------------------	--------------

(Regional Office) PESHAWAR

Mr. Naveed Gul	Chief Statistical Officer	091-9213097 Fax:091-9213098	--
----------------	---------------------------	--------------------------------	----

(Regional Office) QUETTA

Mr. Anwar Ahmed	Chief Statistical Officer	081-9211859 Fax:081-9211494	--
-----------------	---------------------------	--------------------------------	----

(Presentation, Reproduction & Printing) KARACHI

pbskarachipp@gmail.com

Syed Fazal Alam	Statistical Officer	021-99225215	0345-2294290
Mian M. Jawaid Akhtar Kamboh	Technical Officer	021-99225220	0345-3249012

CONTENTS

**	KEY INDICATORS	III
1.	BALANCE OF PAYMENT	
1.1	Country wise Workers Remittances	01
1.2	Month wise Workers Remittances	04
1.3	Exchange Rates Pak. Rupees in Terms of one Unit of Foreign Currency	05
2.	CLIMATE	
2.1	Temperature at Selected Stations	07
2.2	Rainfall at Selected Stations	09
3.	ENERGY & MINING	
3.1	Production of Crude Oil	11
3.2	Production of Natural Gas	15
3.3	Company Wise Production of Crude Oil and Natural Gas	20
3.4	Province Wise Production of Crude Oil and Natural Gas	20
3.5	Production of Crude Oil, Natural Gas and Electricity	21
3.6	Mineral Production	22
4.	HEALTH	
4.1(a)	Monthly Immunization Coverage Number of Doses Administered (0-11 month) Children	25
4.1(b)	Monthly Immunization Coverage Number of Doses Administered (12-23 months) Children	27
4.1(c)	Monthly Immunization Coverage Number of T.T Doses Administered to Women	28
4.2	Monthly Report of HIV Treatment Centre	29
4.3(a)	Registered Veterinary Medical Practitioner with PVMC	30
4.3(b)	Registered Animal Husbandry Graduate with PVMC	31
4.4	Tuberculosis Report (FTI)	32
5.	MANUFACTURING	
5.1	Quantum Index Numbers of Large-scale Manufacturing Industries	33
5.2	Production of Manufacturing Items	35
6.	MONEY & CREDIT	
6.1	Reserve Money	49
7.	PRICE	
7.1	Price Indices (General) with Percentage Change	53
7.2	Combined Sensitive Price Indicator (SPI) by Quantile	54
7.3.1	Combined Urban Consumer Price Index Numbers by Commodity Groups	55
7.3.2	Combined Rural Consumer Price Index Numbers by Commodity Groups	56
7.4.1	Annexure A:CPI (Urban) Index Numbers by Commodity Groups & Commodities (2015-16=100)	57
7.4.2	Annexure B:CPI (Rural) Index Numbers by Commodity Groups & Commodities (2015-16=100)	58
7.5.1	Combined CPI Numbers by Expenditure Quintiles and Commodity Groups (2015-16=100)	61
7.5.2	Combined RPI Numbers by Expenditure Quintiles and Commodity Groups (2015-16=100)	61
7.6	Index Numbers of Wholesale Prices by Commodity Groups	62
7.7	Index Numbers of Wholesale Prices by Commodities	63
7.8	Intercity Wholesale Prices of Selected Commodities	64
7.9.1	Urban Inter-City Consumer Prices of Construction and Energy Items	99
7.9.2	Rural Inter-City Consumer Prices of Construction and Energy Items	100
7.10	Intercity Consumer Prices	101

8.	PUBLIC FINANCE	
8.1	Customs Revenue Receipts	163
9.	SOCIAL	
9.1	Data on Traffic Accidents	167
9.2	Data on Telecommunication	170
9.3	Visitors at Archaeological Museums in Pakistan	171
9.4	Visitors at Heritage Sites in Pakistan	172
10.	TRADE	
10.1	Value of Foreign Trade	173
10.2	Exports by Commodity/Group	174
10.3	Imports by Commodity/Group	176
10.4	Exports of Selected Commodities in Dollars	177
10.5	Exports of Selected Commodities in Rupees	179
10.6	Imports of Selected Commodities in Dollars	181
10.7	Imports of Selected Commodities in Rupees	183
10.8	Exports by Economic Categories (Summary)	185
10.9	Exports by Economic Categories (Details)	186
10.10	Imports by Economic Categories (Summary)	187
10.11	Imports by Economic Categories (Details)	188
10.12	Exports by Areas and Countries/Territories	263
10.13	Re-exports by Areas and Countries/Territories	267
10.14	Imports by Areas and Countries/Territories	269
10.15	Re-imports by Areas and Countries/Territories	273
10.16	Annual and Quarterly Terms of Trade and Unit Value Indices of Exports and Imports (1990-91=100)	275
10.17	Index Numbers of Unit Value of Exports by Groups (1990-91=100)	276
10.18	Index numbers of unit value of imports by groups (1990-91=100)	277
10.19	Index Numbers of Quantum of Exports by Groups (1990-91=100)	278
10.20	Index Numbers of Quantum of Imports by Groups (1990-91=100)	279
10.21	Trade in Services (Summary)	280
10.22	Export of Services by Sector (Detail) Monthly	281
10.23	Import of Services by Sector (Detailed) Monthly	283
10.24	Import by Sector (Detailed)	285
10.25	Import of Services by Sector (Detailed)	287

Regional and Field Offices of Pakistan Bureau of Statistics

Symbols, Abbreviations and Conversions

Selected Publications of Pakistan Bureau of Statistics

Sale Centres where PBS Publications are available

KEY INDICATORS

YEARLY

ECONOMIC INDICATORS

(2019 - 2020)

1	Inflation	10.74%
2	Balance of Trade	(-) \$ 23.159 billion
3	Value of Exports	\$ 21.394 billion
4	Value of Imports	\$ 44.553 billion
5	Total Workers Remittances	\$ 23120.98 million
6	Reserve Money	Rs. 7679639 million
7	Currency in Circulation	Rs. 6142016 million
8	Consumer Price Index (CPI with Base 2015-2016)	129.76
9	Agricultural Sector Growth (P)	3.31%
10	Industrial Sector Growth (P)	3.77%
11	Services Sector Growth (P)	0.55%
12	GDP Growth Rate at Constant Basic Prices (Real) (P)	0.47%
13	GNI Growth Rate at Constant Prices (P)	0.64%
14	Per Capita Income (P)	\$ 1361
15	Large Scale Manufacturing Sector (LSMI) Growth	-10.17%
16	Quantum Index Number (LSMI with Base 2005-2006)	128.93
17	Imports Duty	Rs. 538076.30 million
18	Exports Duty	Rs. 1145.08 million
19	Foreign Exchange Reserves	\$ 18640 million
20 *	Overall Balance of Payment Surplus/Deficit	\$ -13830 million

SOCIAL INDICATORS

1 **	Population (2017)	207.774520 million
	Male	106.49 million
	Female	101.31 million
2	Natural Growth Rate (PDS- 2007)	1.88%
3 **	Population Growth Rate (2016)	1.89%
4	Dependency Ratio (PDS-2007)	81.5
5 ***	Mean Size of Household (2012-13)	6.3

* BOP as per BPM6 in million USD.

** Economic Survey

*** PSLM Survey

MONTHLY
ECONOMIC INDICATORS

April, 2021

1	Value of Exports	\$ 2217.829 million
2	Value of Imports	\$ 5242.087 million
3	Balance of Trade	(-)\$ 3024.258 million

May, 2021

1	Growth in Quantum Index Manufacturing (LSMI)	9.01% (March, 2021)
2	Quantum Index of Manufacturing (LSMI with Base 2005-2006)	150.55 (March, 2021)
3	Consumer Price Index (National) (Base Year 2015-16)	145.24
	i) Urban Consumer Price (UCPI)	145.19
	ii) Rural Price Index	145.32
4	Wholesale Price Index (WPI)	162.64
5	Consumer Price Index Indicator (Base Year 2015-16)	160.09
6	Growth Rate	
	A. CPI	0.10%
	UCPI	0.19%
	RPI	-0.03%
	B. WPI	0.30%
	C. SPI	0.79%
7	Exports Duty	Rs. 96.83 million
8	Imports Duty	Rs. 57334.85 million
9	Reserve Money	Rs. 8384917 million
10	Currency in Circulation	Rs. 6943025 million
11	Exchange Rate of Pak Rupees in terms of one unit US Dollar	1 \$ = Rs.153.2928
12	Total Workers Remittances (including Hajj & War Compensation)	\$2490.6 million

Source: i) Pakistan Bureau of Statistics.
ii) State Bank of Pakistan.
iii) Economic Survey of Pakistan.

1. BALANCE OF PAYMENT

1.1 Country Wise Workers Remittances (Including Hajj and War Compensation)

(Provisional)
(Million US Dollars)

Item	May, 2020(R)	Jun., 2020(R)	Jul., 2020 (R)	Aug., 2020 (R)
I. Cash	1865.20	2473.30	2764.00	2095.20
1 USA	167.20	176.10	250.80	201.60
2 UK	238.50	350.00	393.90	302.30
3 Saudi Arabia	541.30	748.00	821.60	593.10
4 UAE	413.20	516.30	538.20	409.60
Dubai	361.00	441.50	444.70	332.80
Abu Dhabi	47.70	69.60	87.30	71.80
Sharjah	3.40	4.00	4.70	4.20
Other	1.10	1.20	1.50	0.80
5 Other GCC Countries	200.80	261.30	296.90	226.10
Bahrain	31.10	37.90	42.60	32.30
Kawait	23.40	56.20	69.80	61.30
Qatar	54.10	75.80	82.50	60.30
Oman	92.20	91.40	102.00	72.20
6 EU Countries	147.80	210.50	227.70	166.40
Germany	33.90	47.50	35.30	25.70
France	19.40	27.80	33.00	24.00
Netherland	3.00	3.70	4.50	3.40
Spain	24.80	37.10	38.90	27.40
Italy	26.50	39.30	49.50	40.00
Greece	14.20	20.40	20.00	15.60
Sweden	3.40	5.10	4.90	3.70
Denmark	4.60	5.40	6.00	3.80
Ireland	7.50	10.90	12.30	8.40
Belgium	10.50	13.30	23.30	14.40
7 Malaysia	13.70	17.10	22.30	17.20
8 Norway	6.20	8.10	10.90	7.00
9 Switzerland	2.00	5.00	2.80	2.70
10 Australia	36.10	49.70	52.10	42.40
11 Canada	36.10	40.60	43.10	34.50
12 Japan	5.90	7.80	9.30	7.20
13 Other Countries	56.30	83.00	94.50	85.00
Encashment and Profit in Pak. Rs. of Foreign Exchange				
II. Bearer Certificates(FEBCs) and Foreign Currency	0.00	0.00	0.00	0.00
Bearer Certificate(FCBCs)				
TOTAL (I + II)	1865.20	2473.30	2764.00	2095.20

Contd.

1.1 Country Wise Workers Remittances (Including Hajj and War Compensation)

(Provisional)
(Million US Dollars)

Item	Sep., 2020(R)	Oct., 2020	Nov., 2020	Dec., 2020
I. Cash	2284.00	2284.20	2338.60	2437.00
1 USA	180.40	183.30	185.20	203.20
2 UK	289.30	278.50	286.30	326.90
3 Saudi Arabia	665.80	634.70	615.10	624.80
4 UAE	473.00	504.10	519.50	511.60
Dubai	364.10	442.40	452.30	452.10
Abu Dhabi	91.80	55.30	60.70	51.50
Sharjah	10.70	4.70	4.60	5.50
Other	6.40	1.70	1.90	2.50
5 Other GCC Countries	261.40	272.80	281.40	278.60
Bahrain	38.40	38.30	38.60	40.00
Kawait	68.30	74.30	73.00	74.70
Qatar	68.70	67.50	77.30	74.70
Oman	86.00	92.70	92.50	89.20
6 EU Countries	207.40	203.20	219.30	245.90
Germany	32.60	30.10	34.90	36.50
France	33.00	33.10	34.90	39.30
Netherland	3.50	3.30	3.30	4.30
Spain	30.30	29.90	31.90	35.00
Italy	47.90	45.90	47.10	56.00
Greece	17.50	18.10	21.30	26.20
Sweden	4.50	4.30	4.80	6.30
Denmark	5.40	8.10	5.30	5.60
Ireland	14.20	12.70	16.00	14.40
Belgium	18.50	17.70	19.80	22.30
7 Malaysia	16.90	17.00	17.30	16.80
8 Norway	7.60	7.20	8.20	11.00
9 Switzerland	2.80	2.80	4.70	4.50
10 Australia	46.70	43.20	48.00	57.20
11 Canada	39.50	39.20	41.30	47.90
12 Japan	7.00	7.30	7.20	7.90
13 Other Countries	86.40	90.80	105.00	100.50
Encashment and Profit in Pak. Rs. of Foreign Exchange Bearer Certificates(FEBCs) and Foreign Currency Bearer Certificate(FCBCs)	0.00	0.00	0.00	0.00
TOTAL (I + II)	2284.00	2284.20	2338.60	2437.00

* Data have been revised for FY19

Contd.

1.1 Country Wise Workers Remittances (Including Hajj and War Compensation)

(Provisional)
(Million US Dollars)

Item	Jan., 2021	Feb., 2021	Mar., 2021	Apr., 2021	May, 2021
I. Cash	2273.60	2265.90	2724.90	2778.20	2490.60
1 USA	203.20	210.80	283.30	314.90	260.90
2 UK	303.00	349.20	371.20	431.10	365.00
3 Saudi Arabia	553.60	532.60	690.40	664.50	614.10
4 UAE	492.50	488.00	589.70	549.40	512.50
Dubai	434.50	429.50	454.20	432.10	411.60
Abu Dhabi	50.50	51.70	126.70	107.40	91.90
Sharjah	5.70	5.20	6.90	8.40	7.70
Other	1.80	1.60	1.90	1.50	1.30
5 Other GCC Countries	271.20	256.00	313.90	297.30	261.50
Bahrain	37.40	38.20	44.90	39.80	35.80
Kawait	74.20	63.80	77.30	78.50	65.00
Qatar	73.50	71.80	91.10	84.60	72.40
Oman	86.10	82.30	100.70	94.40	88.30
6 EU Countries	228.60	208.30	234.50	251.50	243.60
Germany	44.10	33.60	37.20	40.00	36.50
France	34.10	33.70	38.10	38.30	37.80
Netherland	3.50	3.70	4.10	4.80	4.70
Spain	31.70	29.80	33.70	36.50	36.30
Italy	48.20	44.60	49.80	51.70	53.40
Greece	24.30	22.20	23.50	26.60	27.60
Sweden	4.90	5.30	5.80	6.40	5.30
Denmark	6.10	5.50	6.20	7.50	6.40
Ireland	11.30	11.80	13.70	13.90	12.10
Belgium	20.40	18.10	22.40	25.80	23.50
7 Malaysia	14.90	15.70	17.00	19.80	16.70
8 Norway	8.50	8.80	9.40	12.00	9.10
9 Switzerland	4.30	2.60	4.10	5.00	3.40
10 Australia	51.90	50.20	48.40	56.50	46.60
11 Canada	47.60	45.60	55.70	69.80	63.20
12 Japan	6.20	6.50	7.00	7.10	5.50
13 Other Countries	87.80	91.60	100.20	99.70	88.60
Encashment and Profit in Pak. Rs. of Foreign Exchange Bearer Certificates(FEBCs) and Foreign Currency Bearer Certificate(FCBCs)	0.00	0.00	0.00	0.00	0.00
TOTAL (I + II)	2273.60	2265.90	2724.90	2778.20	2490.60

Note: Item has been revised / extended by the State Bank of Pakistan.

Source: State Bank of Pakistan.

1.2 Month Wise Workers Remittances

Monthly Cash Inflow (Including Foreign Exchange Bearer Certificates & Foreign Currency Bearer Certificates)	2019-20	2018-19 R	YOY growth (percent)	
			2019-20	2018-19 R
July.	2028.3	1974.4	2.7	26.9
Aug.	1684.0	2083.1	-19.2	5.5
Sep.	1740.3	1480.3	17.6	12.6
Oct.	2001.2	2052.6	-2.5	22.4
Nov.	1821.5	1657.0	9.9	3.8
Dec.	2097.1	1740.5	20.5	-0.3
Jan.	1907.0	1735.9	9.9	4.4
Feb.	1824.8	1573.7	16.0	6.8
Mar.(R)	1904.7	1733.5	9.9	-3.9
Apr.(R)	1785.1	1770.2	0.8	5.4
May.(R)	1865.2	2302.0	-19.0	27.6
Jun.(P)	2473.3	1636.4	51.1	0.5
Jul.- Jun.	23132.5	21739.6	6.4	9.2
Monthly average for period Jul.- Jun.	1927.7	1811.6		

Monthly Cash Inflow (Including Foreign Exchange Bearer Certificates & Foreign Currency Bearer Certificates)	2020-21	2019-20	YOY growth (percent)	
			2020-21	2019-20
July. (R)	2764.0	2028.3	36.3	2.7
Aug.(R)	2095.2	1684.0	24.4	-19.2
Sep.(R)	2284.0	1740.3	31.2	17.6
Oct.	2284.2	2001.2	14.1	-2.5
Nov.	2338.6	1821.5	28.4	9.9
Dec.	2437.0	2097.1	16.2	20.5
Jan.	2273.6	1907.0	19.2	9.9
Feb.	2265.9	1824.8	24.2	16.0
Mar.	2724.9	1904.7	43.1	9.9
Apr.	2778.2	1785.1	55.6	0.8
May.	2490.6	1865.2	33.5	-19.0
Jun.	0.0	2473.3		51.1
Jul.- Jun.	26736.2	23132.5		6.4
Monthly average for period Jul.- Jun.	2430.6	1927.7		

R=Revised
P=Provisional

Source: State Bank of Pakistan.

1.3 Exchange Rates Pak. Rupees in Terms of One Unit of Foreign Currency

S. No.	Country/ Organization	Currency	May, 2020	Jun., 2020	July, 2020	Aug., 2020	Sep., 2020
1	Australia	Dollar	103.9414	113.7446	117.0711	120.6065	119.9200
2	Bahrain	Dinar	422.3208	435.5858	440.5119	442.9733	438.1375
3	Canada	Dollar	114.3685	121.7352	123.3870	126.5800	125.4740
4	China	Yuan	22.5484	23.2947	23.7933	24.2043	24.3472
5	Denmark	Krone	23.3853	24.9521	25.6498	26.6546	26.2967
6	E.M.U.	Euro	174.1328	185.7248	190.7745	198.2393	195.5044
7	Hong Kong	Dollar	20.6667	21.3244	21.5290	21.6526	21.4129
8	I.M.F.	SDR	218.7104	228.3809	232.6014	237.1194	234.4795
9	India	Rupee	2.1197	2.1855	2.2272	2.2491	2.2524
10	Japan	Yen	1.4945	1.5344	1.5606	1.5819	1.5704
11	Kuwait	Dinar	517.9554	536.4561	542.4818	548.0820	541.7443
12	Malaysia	Ringgit	36.9167	38.6232	39.1023	40.0427	39.9561
13	Newzeland	Dollar	97.2618	106.3669	109.8062	110.6748	110.6779
14	Norway	Krone	15.8135	17.3450	17.9378	18.7406	18.1923
15	Oman	Riyal	416.8700	429.8004	433.6058	435.9606	431.1442
16	Qatar	Riyal	43.9918	45.4146	45.8514	46.0753	45.5951
17	Singapore	Dollar	112.8824	118.4347	120.0896	122.4323	121.4122
18	Sweden	Krona	16.4134	17.7472	18.4401	19.2498	18.7826
19	Switzerland	Franc	164.9443	173.3438	178.2393	184.0862	181.2946
20	Saudi Arabia	Riyal	42.6089	43.9903	44.4477	44.6998	44.2048
21	U.A.E.	Dirham	43.5816	44.9462	45.3946	45.6498	45.1450
22	U.K.	Sterling (Pound)	196.8760	206.7320	210.8318	219.9367	214.9309
23	U.S.A.	Dollar	160.0767	165.1039	166.7625	167.7064	165.8541

Contd.

1.3 Exchange Rates Pak. Rupees in Terms of One Unit of Foreign Currency

S. No.	Country/ Organization	Currency	Oct., 2020	Nov., 2020	Dec., 2020	Jan., 2021	Feb., 2021	Mar., 2021	Apr., 2021	May, 2021
1	Australia	Dollar	116.0333	115.5626	120.3473	123.6213	123.4492	120.2251	117.7311	118.7233
2	Bahrain	Dinar	430.0467	420.7235	423.0445	423.2828	420.4121	412.1106	404.5649	405.1489
3	Canada	Dollar	123.2452	121.5660	124.8274	125.8266	125.3668	123.9364	122.3466	126.1994
4	China	Yuan	24.1995	24.1059	24.4778	24.7613	24.6506	23.9858	23.4835	23.8533
5	Denmark	Krone	25.7565	25.2878	26.1812	26.2160	25.9033	24.9889	24.6101	25.8533
6	E.M.U.	Euro	191.5446	188.1652	194.6199	194.8533	192.5406	185.7310	182.8694	185.9755
7	Hong Kong	Dollar	21.0106	20.5447	20.6633	20.6708	20.5332	20.1031	19.7166	19.7568
8	I.M.F.	SDR	230.3367	226.5716	230.4598	231.3683	229.4258	222.9063	219.0489	220.4984
9	India	Rupee	2.2166	2.1464	2.1764	2.1939	2.1899	2.1458	2.0598	2.0875
10	Japan	Yen	1.5463	1.5252	1.5416	1.5435	1.5109	1.4360	1.4028	1.4034
11	Kuwait	Dinar	531.4564	520.4895	525.2088	528.2062	525.6320	515.5959	507.6871	509.4333
12	Malaysia	Ringgit	39.1903	38.6968	39.4782	39.6708	39.3467	37.9694	37.1442	37.1263
13	Newzeland	Dollar	108.0259	109.2349	113.5169	115.1989	115.3130	111.3924	108.9964	110.6648
14	Norway	Krone	17.5660	17.4971	18.3966	18.8197	18.7515	18.2999	18.2476	18.4526
15	Oman	Riyal	422.9293	413.8286	416.1946	416.2684	413.3729	405.3381	398.1162	398.6321
16	Qatar	Riyal	44.7266	43.7775	43.9880	43.9971	43.7197	42.8087	42.0777	42.1149
17	Singapore	Dollar	119.7025	118.0602	120.0790	120.7391	119.8793	116.1757	114.6449	115.1745
18	Sweden	Krona	18.4313	18.4052	19.1490	19.3251	19.1162	18.2938	17.9946	18.3418
19	Switzerland	Franc	178.3447	174.6954	180.0155	180.5192	177.3870	167.8767	165.6702	169.5804
20	Saudi Arabia	Riyal	43.3894	42.4341	42.6652	42.6868	42.4138	41.5917	40.8089	40.8674
21	U.A.E.	Dirham	44.3145	43.3826	43.5754	43.5966	43.3164	42.4730	41.6709	41.7298
22	U.K.	Sterling (Pound)	211.2228	210.0344	214.9170	218.2962	220.6439	216.1948	211.8364	215.5158
23	U.S.A.	Dollar	162.8000	159.2122	160.0795	160.1536	159.1313	156.0298	153.0769	153.2928

Note: Euro, a common currency of the 11 member countries of European Economic and Monetary Union (EMU) was introduced with effect from 1st January, 1999.

Source: State Bank of Pakistan.

2. CLIMATE

2.1 Temperature at Selected Stations

(In centigrade)

Stations	Murree		Rawalpindi/Islamabad		Jhelum		Lahore		Sargodha	
Height in meters above sea level	2167		507		232		213		187	
	Max.	Min.	Max.	Min.	Max.	Min.	Max.	Min.	Max.	Min.

Month:

Oct. 2019	19.6	10.8	29.3	12.3	31.6	18.4	31.2	20.6	32.3	20.2
Nov. 2019	13.6	6.0	22.8	10.2	25.2	13.0	25.6	15.4	26.4	13.9
Dec. 2019	11.8	1.7	18.0	2.6	17.2	5.9	17.0	8.2	17.7	6.5
Jan. 2020	5.8	-1.8	15.8	2.4	16.8	4.9	16.2	7.0	17.4	5.7
Feb. 2020	11.8	1.8	21.3	5.3	23.6	8.6	22.9	10.9	24.5	10.0
Mar. 2020	11.7	4.0	22.1	10.4	24.8	13.3	24.9	14.9	23.9	14.1
Oct. 2020	22.6	12.4	31.8	12.6	34.4	15.9	33.7	20.0	35.1	19.1
Nov. 2020	14.9	5.4	23.2	7.1	26.0	10.2	25.5	12.1	25.8	11.9
Dec. 2020	11.4	1.3	19.0	4.2	21.0	6.5	19.6	7.7	20.2	7.5
Jan. 2021	11.4	0.2	19.5	2.3	19.6	6.3	16.9	6.6	18.1	5.3
Feb. 2021	14.8	3.1	23.8	6.8	24.8	10.1	24.1	11.4	25.8	10.6
Mar. 2021	15.8	6.2	26.1	11.5	29.3	14.6	29.4	17.3	30.5	16.2

Stations	Faisalabad		Multan		Bahawalpur		Hyderabad		Nawabshah	
Height in meters above sea level	183		122		116		40		37	
	Max.	Min.	Max.	Min.	Max.	Min.	Max.	Min.	Max.	Min.

Month:

Oct. 2019	32.1	19.5	32.5	20.8	33.1	19.8	35.8	22.8	37.4	21.4
Nov. 2019	25.6	13.2	25.7	14.3	26.9	14.0	29.1	17.6	29.9	15.4
Dec. 2019	17.0	5.8	17.8	7.2	19.2	7.1	23.9	11.0	23.8	9.0
Jan. 2020	16.3	5.3	16.6	6.3	17.3	6.4	21.7	8.7	22.1	6.1
Feb. 2020	23.0	8.7	23.9	10.1	24.8	10.0	28.8	13.5	29.4	11.2
Mar. 2020	24.0	13.9	24.6	14.9	26.0	14.6	31.4	18.0	32.8	15.8
Oct. 2020	34.2	17.9	34.7	19.5	35.5	19.0	36.4	23.0	38.3	20.0
Nov. 2020	25.5	10.8	26.1	12.3	27.6	12.4	29.7	16.4	30.8	13.0
Dec. 2020	20.3	6.5	21.2	7.6	22.2	7.4	25.1	12.8	25.2	8.2
Jan. 2021	17.0	5.5	19.5	5.4	19.7	5.6	24.0	9.4	24.2	5.4
Feb. 2021	25.3	10.1	26.6	11.3	27.4	11.7	31.1	14.7	31.7	11.6
Mar. 2021	29.5	15.7	30.7	17.1	31.3	16.3	36.2	20.2	37.7	18.2

Contd.

2.1 Temperature at Selected Stations

(In centigrade)

Stations	Jacobabad		Karachi A.P.		Peshawar		D.I.Khan		Saidu Sharif		Gilgit	
Height in meters above sea level	55		21		359		173		961		1459	
	Max.	Min.	Max.	Min.	Max.	Min.	Max.	Min.	Max.	Min.	Max.	Min.

Month:

Oct. 2019	34.0	21.2	35.8	24.0	31.1	16.2	32.8	18.0	27.1	13.1	25.1	7.8
Nov. 2019	27.0	15.3	31.5	19.4	23.9	10.2	26.9	11.9	20.0	8.2	15.9	4.9
Dec. 2019	20.7	8.7	27.1	13.7	17.7	3.0	18.5	6.1	16.4	2.2	11.3	-3.6
Jan. 2020	18.6	7.0	24.3	10.8	15.4	4.9	17.9	6.4	12.0	1.4	7.5	-2.3
Feb. 2020	26.4	11.3	30.1	15.3	21.7	8.2	24.7	9.4	18.7	4.5	14.9	1.2
Mar. 2020	28.8	16.5	31.2	19.1	21.5	12.1	23.9	13.9	19.1	7.3	20.3	6.8
Oct. 2020	34.9	18.4	36.2	22.7	31.6	17.1	35.1	17.4	28.7	12.1	26.5	6.1
Nov. 2020	27.2	13.7	31.4	16.0	22.9	9.5	26.2	10.6	19.3	6.0	17.3	0.5
Dec. 2020	21.9	9.1	28.1	12.5	19.1	6.7	22.6	6.7	16.3	4.1	11.7	-1.5
Jan. 2021	21.3	5.9	26.6	9.2	20.1	4.7	20.7	4.2	16.8	2.0	10.6	-5.0
Feb. 2021	27.5	12.9	31.3	15.0	23.8	10.2	26.7	10.7	20.8	6.2	17.3	0.8
Mar. 2021	33.8	18.2	34.6	21.6	26.1	14.6	30.0	16.2	22.1	9.9	20.0	6.6

Stations	Quetta (Samungli)		Zhub (Fortsandeman)		Khuzdar		Punjrur		Dalbadin	
Height in meters above sea level	1600		1405		1231		980		848	
	Max.	Min.	Max.	Min.	Max.	Min.	Max.	Min.	Max.	Min.

Month:

Oct. 2019		27.2	10.1	28.9	14.2	29.1	16.4	31.2	16.9	37.7	12.7
Nov. 2019		17.4	2.7	19.3	7.3	20.8	8.5	21.5	9.3	22.0	3.6
Dec. 2019		15.1	-0.9	16.3	1.2	19.5	6.6	21.6	4.9	20.0	1.6
Jan. 2020		8.1	-1.8	10.0	-0.3	14.8	3.7	15.8	3.5	15.9	0.1
Feb. 2020		16.5	1.8	17.3	2.6	21.5	9.1	21.8	8.0	23.2	4.7
Mar. 2020		18.7	5.7	18.0	6.5	22.8	12.4	24.2	10.0	25.4	7.9
Oct. 2020		25.4	4.0	28.0	12.6	29.8	14.3	27.2	12.1	29.7	9.8
Nov. 2020		19.1	1.1	20.2	4.9	23.9	8.5	23.9	7.8	24.1	...
Dec. 2020		14.8	-2.2	16.3	0.2	20.2	4.6	18.8	3.5	18.5	1.3
Jan. 2021		14.2	-5.4	16.4	-2.5	19.5	3.2	16.7	0.5	17.6	-2.4
Feb. 2021		20.8	---	22.7	2.8	24.4	7.9	24.7	7.1	25.7	5.5
Mar. 2021		23.5	6.6	26.2	8.6	28.0	14.0	29.6	13.7	30.9	11.5

N.R = Not received

Source: Pakistan Meteorological Department, Karachi.

2.2 Rainfall at Selected Stations

(In millimeters)

Stations	Murree	Rawalpindi/ Islamabad	Jhelum	Lahore	Sargodha	Faisal- abad	Multan	Bahawal- pur	Hyder- abad	Nawab- shah	Jaco- abad
Height in meters above sea level	2167	507	232	213	187	183	122	116	40	37	55

Year/month

2016	1313.8	1044.0	890.0	801.0	744.0	427.0	196.0	112.0	166.0	143.0	46.0
2017	1351.5	974.2	998.4	628.1	502.9	327.6	237.9	143.9	121.8	98.5	79.0
2018	1419.5	1428.1	715.4	610.6	487.0	351.5	59.6	103.0	8.8	6.3	20.2
2019	1623.1	1463.0	986.0	898.0	438.0	414.0	289.0	297.0	255.0	335.0	195.0
2020	1596.1	1572.1	1068.4	880.8	---	719.4	357.8	277.4	245.3	181.8	202.0
Oct. 2019	56.8	42.5	16.0	27.6	9.4	17.7	30.5	66.2	8.0	7.7	2.0
Nov. 2019	154.0	54.4	13.7	3.8	2.2	5.4	11.4	21.0	0.0	Trace	33.5
Dec. 2019	30.6	16.0	22.8	13.7	4.2	4.0	13.0	16.6	3.0	3.8	1.0
Jan. 2020	136.2	111.6	87.6	64.6	23.2	54.8	28.0	27.4	0.0	7.0	11.0
Feb. 2020	85.1	65.5	63.3	9.0	14.0	26.0	9.4	Trace	0.0	0.0	0.0
Mar. 2020	273.4	231.8	166.5	105.7	50.0	144.1	94.1	95.3	0.0	3.4	26.0
Oct. 2020	0.0	0.0	0.0	0.0	0.0	0.0	0.0	0.0	0.0	0.0	0.0
Nov. 2020	106.8	92.8	6.6	21.6	0.2	Trace	0.6	1.0	0.0	4.4	3.0
Dec. 2020	38.3	21.2	26.1	16.8	2.6	7.0	4.4	10.3	0.0	0.0	14.0
Jan. 2021	68.8	11.7	87.2	60.4	1.4	65.5	0.0	0.0	0.0	0.0	0.0
Feb. 2021	28.1	8.0	6.0	1.8	Trace	Trace	0.0	0.0	0.0	0.0	0.0
Mar. 2021	164.0	104.4	66.6	11.3	35.5	47.1	21.8	12.8	0.0	1.0	30.0

Contd.

2.2 Rainfall at Selected Stations

(In millimeters)

Stations	Karachi Airport	Peshawar	D.I. Khan	Saidu Sharif	Gilgit	Quetta (Samungli)	Zhob (Fort sandeman)	Khuzdar	Punjgoor	Dalbadin
Height in meters above sea level	21	359	173	961	1459	1600	1405	1231	980	848

Year/month

2016	168.0	355.0	271.0	221.3	142.2	89.0	167.0	41.0	45.0	41.0
2017	232.2	503.0	228.0	794.4	128.0	149.4	194.8	228.5	39.0	41.8
2018	0.8	511.9	123.4	914.1	138.6	119.3	181.0	110.9	9.0	16.9
2019	367.0	429.0	382.0	809.5	150.1	237.0	389.0	452.0	96.0	194.0
2020	474.2	477.0	511.9	1187.6	114.1	215.9	299.0	319.7	103.0	134.5
Oct. 2019	1.2	8.1	17.0	34.0	1.0	5.0	0.0	48.2	7.0	7.9
Nov. 2019	Trace	31.2	5.0	78.3	26.6	23.3	21.0	53.0	28.0	38.0
Dec. 2019	Trace	1.5	Trace	16.0	0.0	13.0	5.0	2.6	4.0	5.4
Jan. 2020	Trace	42.0	33.7	89.0	10.4	88.6	23.0	46.9	46.0	72.2
Feb. 2020	2.6	34.0	24.0	31.5	Trace	23.0	24.0	3.0	1.0	5.0
Mar. 2020	0.5	169.0	123.0	214.0	5.0	31.0	108.0	29.1	21.0	18.8
Oct. 2020	0.0	Trace	0.0	3.0	Trace	0.0	0.0	0.0	0.0	0.0
Nov. 2020	3.1	46.0	7.0	133.0	Trace	16.7	11.0	6.0	1.0	8.6
Dec. 2020	0.0	11.4	8.2	16.0	10.2	4.0	8.0	6.9	0.0	4.0
Jan. 2021	0.0	Trace	0.0	16.5	10.4	0.0	0.0	0.0	0.0	0.0
Feb. 2021	0.0	26.0	0.0	24.1	5.3	1.5	0.0	0.0	0.0	4.3
Mar. 2021	0.0	73.5	27.5	161.0	8.3	85.0	18.0	24.6	0.0	1.0

N.R = Not received

TR = Trace (Rainfall less than 0.1 mm)

Source: Pakistan Meteorological Department, Karachi.

3. ENERGY & MINING

3.1 Production of Crude Oil

Company	Field	Jan., 2020	Feb., 2020	Mar., 2020	Apr., 2020	May, 2020	Jun., 2020	Total
Punjab								
OGDCL	Bhalsyedon	5123	1879	10	0	32	227	7271
	Chak Naurang	7748	6749	7711	7501	6785	6677	43171
	Dakhni	15160	14345	15050	12520	13185	13950	84210
	Dhodak	837	741	769	730	748	721	4546
	Fimkassar	4960	4640	4960	4690	4805	4650	28705
	Kal	11497	10873	9059	4536	8266	7309	51540
	Missakiswal	1588	1449	1445	1478	1506	1376	8842
	Rajian	41154	34467	41713	39326	32838	36239	225737
	Soghri	2535	3145	3250	2820	2880	2560	17190
	Sadkal	1369	1067	1159	692	588	606	5481
Sub-Total	99417	86304	92532	79039	78568	81254	517114	
OPL	Bhangali	107	110	132	108	136	107	700
	Dhurnal	5321	9536	8873	7191	6673	5550	43144
	Ratana	1571	2005	1959	1543	1493	1913	10484
	Sub-Total	6999	11651	10964	8842	8302	7570	54328
POL	Balkassar	9123	8022	10242	8857	9657	8721	54622
	Dhulian	3211	3068	3112	2863	2878	2689	17821
	Khaur	113	106	368	118	159	96	960
	Khaur North	127	172	0	232	133	60	724
	Joyamir	370	367	1620	381	390	375	3503
	Joyamir Deep	1093	1132	0	1195	1243	1183	5846
	Jhandial	12182	11513	12451	11036	10701	10719	68602
	Minwal	2283	2109	2237	2139	2217	2172	13157
	Meyal	8902	8194	8684	8357	8591	8263	50991
	Pariwali	8075	7791	8137	7896	7854	7587	47340
Pindori	5340	4823	12650	19672	8387	6113	56985	
Turkwal	631	588	651	593	565	540	3568	
Sub-Total	51450	47885	60152	63339	52775	48518	324119	
MPCL	Ghauri	8914	6790	7295	7193	6840	7022	44054
	Halini	12687	11915	13214	12808	14389	12757	77770
	Dharian	3840	3506	3792	3350	3729	3478	21695
	Halini Deep	13059	17322	18137	17789	18050	18421	102778
	Kalabagh	2821	2774	2966	2448	2075	1866	14950
	Sub-Total	41321	42307	45404	43588	45083	43544	261247
PPL	Adhi	275308	255703	261501	161576	210991	239886	1404965
	Dhok Sultan	3971	10181	14210	333			28695
	Sub-Total	279279	265884	275711	161909	210991	239886	1433660
DEWAN	Rodho Salsabil	980	911	896	823	869	805	5284
	Sub Total	980	911	896	823	869	805	5284
	Punjab Total	479446	454942	485659	357540	396588	421577	2595752
Sindh								
OPPL	Zamzama	4145	3458	3452	3050	2775	2590	19470
	Sub-Total	4145	3458	3452	3050	2775	2590	19470
UEPL	Aassu	3317	3514	3350	3525	3059	2548	19314
	Ali	1	0	0	0	0	0	1
	Bari	34261	43817	69374	78927	61620	45523	333522
	Bijoro	998	230	564	9	149	0	1950
	Bukhari Deep	2320	1479	1919	1872	1721	1383	10693
	Dabhi (South)	2911	3127	3761	4134	4283	3280	21496
	Dabhi (North)	880	999	945	1085	1196	1221	6326
	Dang	2506	2461	0	0	0	0	4967
	Fateh Shah North	38		0	0	0	0	38
	Gharo	976	545	396	0	0	0	1917
	Gulsher	15832	15221	15160	13926	11937	10550	82626
	Ghungthro	1210	1303	848	0	0	0	3361
	Hayat	164	182	303	0	0	0	649
	Halipota	3339	2990	3055	2008	1728	1512	14632
	Jabo	4758	3489	2378	1938	2646	2415	17623
Jagir			0	0	0	0	0	

Contd.

3.1 Production of Crude Oil

Company	Field	Jan., 2020	Feb., 2020	Mar., 2020	Apr., 2020	May, 2020	Jun., 2020	Total
	Kandiari		1402	4780	2091	926	282	9481
	Jan	1353	1279	938	0	0	0	3570
	Kamal North	5280	4842	4855	2568	5022	5723	28290
	Khaskeli	3180	2674	3115	2715	3032	2903	17620
	Khaskeli Down Thrown	493	482	583	513	492	442	3006
	Khorewah			82	263	118	50	513
	Korai			0	0	0	0	0
	Kumbh	1522	2038	2136	1756	1833	2020	11305
	Laghari	397	983	762	569	425	335	3471
	Lodano	81	275	237	0	0	0	593
	Lodano Deep	225	761	796	0	0	0	1782
	Mazari	23166	23844	26278	24438	24635	22247	144608
	Makhdumpur	68	74	59	96	0	0	297
	Meyun Ismail Deep	72	101	129	95	75	187	658
	Meyun Ismail	816	845	1023	873	773	1111	5441
	Maroja	2284	2859	2934	2328	2158	1693	14256
	Muban	3879	3884	4061	3465	3503	3243	22035
	Mulaki	7964	5922	4828	3854	5635	3073	31277
	Murid	2160	2465	1738	0	0	0	6363
	Naimat Basal 2X	0	0	0	0	0	0	0
	Naimat West	30839	26373	30753	28515	31861	29868	178209
	North Akari	1204	1145	831	0	0	0	3180
	Oderolal			155	40	0	0	195
	Paniro	947	808	782	163	0	406	3106
	Piaro Deep	106	109	61	0	0	0	276
	Rajani	21364	20911	14383	16860	18141	17380	109038
	Rahim 1 X	5710	7270	3225	3868	3747	1613	25433
	Rahim 2X			0	0	0	0	0
	Rahim North	30	0	0	0	0	0	30
	Ranjho	0	0	0	0	1777	2127	3904
	Rawat	253	154	11	0	0	0	418
	Rawat North	299	206	51	0	0	0	556
	Roshani	355		0	666	161	139	1321
	Ramdiani	4944	4021	4376	4011	3597	2116	23064
	Rahib	0	0	0	0	0	0	0
	Oderolal	0	0	0	0	0	0	0
	Saleh	329	661	1242	1845	2184	2917	9178
	Sukhi South	2511	2220	2398	1901	1536	1442	12009
	Sakhi	1474	1302	1627	1161	1233	1657	8454
	Sakhi Deep	0	0	0	0	0	0	0
	Sonro	3785	3435	4154	2242	1687	2944	18248
	South Buzdar Deep	2183	2168	2218	608	31	1318	8525
	South Mazari	9273	9126	10352	10175	10592	8592	58110
	South Mazari Deep	14848	14638	16659	16120	16133	13543	91941
	Sohrab Deep	1529	1325	1136	1130	1108	1049	7277
	Sheikhano	2410	1972	1396	739	610	719	7846
	Sutiari Deep	11998	11239	10534	5338	5605	5444	50158
	Sumar Deep	0	107	0	0	0	0	107
	Salamat	4529	4426	3995	3447	3816	3480	23693
	Sahu	0	0	0	0	0	0	0
	Thebo	1002	975	942	985	828	746	5478
	Tando Ghulam Ali	84	289	540	300	314	194	1720
	Tangri	1228	1526	1567	1130	795	1329	7575
	Tangri Deep	274	309	338	286	254	170	1631
	Turk	485	1331	1957	1707	600	591	6671
	Turk Deep	109	215	182	116	306	134	1062
	Umer	282	146	44	8	2	0	482
	Zaur	4770	4465	4363	4200	3688	2633	24119
	Sub-Total	255605	256959	281659	260609	247571	214289	1516692
OGDCL	Bobi	13205	12300	13200	13110	13369	11400	76584
	Bitrism	23265	21123	23202	18269	17708	18540	122107
	Chandio	3	2	0	0	0	0	5
	Chutto	6795	6455	6235	5325	5480	5100	35390

Contd.

3.1 Production of Crude Oil

Company	Field	Jan., 2020	Feb., 2020	Mar., 2020	Apr., 2020	May, 2020	Jun., 2020	Total
	Chak 2	12440	8581	9075	8694	8981	8565	56336
	Chak 63 South East	4215	4241	4527	4216	4286	4050	25534
	Dars	3559	3335	2536	14	0	0	9444
	Dars West	17300	16189	17763	7665	9185	17019	85121
	Dars Deep	4712	4410	4694	3987	4552	4420	26775
	Hakeem Daho	7893	7638	8575	7725	7957	7713	47501
	Nur Baghla	963	859	866	712	602	600	4602
	Jakhro	419	363	403	387	323	324	2219
	Jarwar	2235	1590	1500	0	0	765	6090
	Kunnar	75270	61565	70350	9690	18880	45600	281355
	Kunnar West	4247	3967	3839	3847	4181	4174	24255
	Kunnar South	4872	4583	4253	869	4074	5292	23943
	Kunnar Deep	33135	30396	29065	16977	35648	35032	180253
	Kunnar Pasakhi Deep	0	900	0	0	0	0	900
	Lashari Centre	6450	7045	7370	7230	7435	7230	42760
	Lala Jamali	20538	20221	21718	20180	20007	19449	122113
	Moolan	6510	5590	5890	4595	2770	4560	29915
	Missan	2560	1970	1780	0	0	1115	7425
	Pali	860	1333	1170	909	870	355	5497
	Pali Deep	11305	10510	11110	10879	10095	8465	62364
	Pasaki	71450	68130	73125	67730	63280	63400	407115
	Pasaki North	17845	20830	22260	21375	22140	21745	126195
	Pasaki East	2240	2197	2398	2029	2145	1953	12962
	Pasaki Deep	14439	13512	12839	7513	12604	13638	74545
	Pasaki North East	11905	11165	11900	11465	11810	11560	69805
	Pasaki West Deep	963	0	368	0	0	0	1331
	Qadirpur	9770	9315	9575	8225	7955	8015	52855
	Shah	3777	3538	3540	3497	3619	3535	21506
	Sono	17585	15785	16915	16504	16910	16535	100234
	Tando Alam	4965	6990	7450	7265	7400	7230	41300
	Tando Allah Yar	1901	1714	1884	1891	2742	2503	12635
	Thora Deep	0	0	0	0	0	0	0
	Thora	8700	8036	8640	8415	8560	6930	49281
	Unar	3344	3132	3359	3258	3349	3279	19721
	Sub-Total	431635	399510	423374	304447	338917	370090	2267973
PPL	Adam	2481	2492	2837	3040	2306	2195	15351
	Adam West	762	481	681	452	546	958	3880
	Fazl	117	82	96	125	161	613	1194
	Kandhkot	817	389	210	221	10	150	1797
	Kabir	0	0	0	0	0	0	0
	Mazarani	293	261	271	260	275	235	1595
	Shahdad	7553	8453	7858	8425	8589	7976	48854
	Sharf	21555	21390	25381	23264	23306	23842	138738
	Sub-Total	33578	33548	37334	35787	35193	35969	211409
MPCL	Aqeeq	405	376	299	199	178	124	1581
	Mari	1442	661	927	456	785	1245	5516
	Sujjal	4245	4023	4152	3131	2606	2351	20508
	Sujawal	333	235	174	109	47	26	924
	Sub-Total	6425	5295	5552	3895	3616	3746	28529
Eni(Pak)	Bhit	3073	3093	3174	3016	2964	2795	18115
	Badhra	3947	3717	3532	3266	3020	2711	20193
	Kadanwari	682	697	449	306	462	316	2912
	Sub-Total	7702	7507	7155	6588	6446	5822	41220
UEP Beta	Latif	1185	925	781	816	785	1381	5873
	Miano	871	838	477	308	458	296	3248
	Sub Total	2056	1763	1258	1124	1243	1677	9121
PEL	Ayesha	0	1699	1060	1454	2053	2170	8436
	Ayesha North	0	875	830	241	0	0	1946
	Aminah	0	670	167	596	589	541	2563
	Sub Total	0	3244	2057	2291	2642	2711	12945
OMV Maurice	Mehar	22259	18838	18397	16804	16403	14444	107145
	Sofiya	4918	3799	3234	1807	879	19	14656
	Sub-Total	27177	22637	21631	18611	17282	14463	121801
	Sindh Total	768323	733921	783472	636402	655685	651357	4229160

Contd.

3.1 Production of Crude Oil

Company	Field	Jan., 2020	Feb., 2020	Mar., 2020	Apr., 2020	May, 2020	Jun., 2020	Total	
KPK									
OGDCL	Chanda	71690	77795	120085	88200	61780	117460	537010	
	Dhok Hussain	0	0	0	0	0	374	374	
	Mela	41025	34515	27440	41600	40775	39780	225135	
	Naspha	545069	498697	440356	256172	364363	440383	2545040	
	Sub-Total	657784	611007	587881	385972	466918	597997	3307559	
MOL	Makori	239		1005	0	0	87	1331	
	Makori Deep	87726	83546	73782	16501	80162	63196	404913	
	Makori East	273447	270275	262722	117440	251825	260979	1436688	
	Mamikhel	7441	6903	7491	7658	6572	6798	42863	
	Manzalai	13407	13404	13336	13346	10801	10748	75042	
	Maramzai	150259	138943	142426	47097	89317	127626	695668	
	Mardankhel	129136	89579	106868	18045	26697	93372	463697	
	Tolanj	335	164	411	337	226	7	1480	
	Tolanj West	372	201	535	456	404	306	2274	
	Sub-Total	662362	603015	608576	220880	466004	563119	3123956	
	KPK Total	1320146	1214022	1196457	606852	932922	1161116	6431515	
	Balochistan								
	OGDCL	Uch	1346	1310	1466	1274	1344	1322	8062
Sub-Total		1346	1310	1466	1274	1344	1322	8062	
MPCL	Zarghun South	150	153	181	178	163	138	963	
	Sub-Total	150	153	181	178	163	138	963	
PPL	Sui	2680	1603	1313	1403	621	616	8236	
	Sub-Total	2680	1603	1313	1403	621	616	8236	
Balochistan Total		4176	3066	2960	2855	2128	2076	17261	
Grand Total		2572091	2405951	2468548	1603649	1987323	2236126	13273688	

3.2 Production of Natural Gas

Unit: MMCFt

Company	Field	Jan., 2020	Feb., 2020	Mar., 2020	Apr., 2020	May, 2020	Jun., 2020	Total	
Punjab									
OGDCL	Bahu	0.00	0.00	0.00	0.00	0.00	0.00	22.62	
	Bhalsyeddan	13.39	6.42	2.61	1.28	2.67	1.49	150.67	
	Dakhni	599.25	512.80	555.61	456.35	504.26	529.47	7015.61	
	Dhodak	96.10	89.90	96.10	93.00	96.10	93.10	1136.20	
	Fimkassar	3.26	3.05	3.26	3.15	3.26	3.15	38.46	
	Jand	0.00	0.00	0.00	0.00	0.00	0.00	0.00	
	Kal	1.24	1.16	0.98	0.35	0.90	0.43	12.42	
	Missakiswal	2.63	2.89	3.14	3.28	3.31	3.15	38.52	
	Nandpur/Panjpir	0.00	0.00	0.00	0.00	0.00	0.00	541.18	
	Rajian	18.45	17.12	17.16	15.63	15.57	15.65	212.69	
	Sadkal	29.81	29.02	31.22	26.95	25.15	24.74	373.32	
	Soghri	243.87	237.91	276.67	271.14	282.15	265.34	3027.49	
	Toot	34.36	29.75	31.35	24.55	36.25	36.23	406.62	
	Sub-Total	1042.36	930.02	1018.10	895.68	969.62	972.75	12975.80	
	OPL	Bhangali	20.61	0.19	0.24	0.19	0.24	0.20	22.88
		Dhurnal	0.18	25.14	26.35	24.07	24.72	22.41	220.17
		Ratana	49.18	48.47	51.66	39.99	38.65	49.94	332.43
		Sub Total	69.97	73.80	78.25	64.25	63.61	72.55	575.48
	POL	Balkassar	1.18	1.15	1.71	1.33	1.52	1.26	14.21
		Dhulian	49.06	44.38	48.46	45.77	45.84	45.15	580.07
		Meyal	57.49	53.72	57.56	55.89	57.00	56.44	680.84
		Jhandial	108.25	106.70	115.99	108.85	116.58	110.88	1382.79
		Khaur	0.32	0.34	0.53	0.82	0.44	0.16	7.64
		Pariwali	119.61	112.17	118.04	109.36	114.23	109.73	1370.25
		Pindori	18.73	17.51	28.82	57.91	25.35	19.77	274.30
		Turkwal	1.54	1.45	1.55	1.50	1.55	1.49	18.23
	Sub Total	356.18	337.42	372.66	381.43	362.51	344.88	4328.33	
PPL	Adhi	1974.00	1873.00	1951.00	1593.00	1558.00	1812.00	21864.00	
	Dhok Sultan	7.00	17.00	24.00	0.40	0.00	0.00	104.40	
	Sub Total	1981.00	1890.00	1975.00	1593.40	1558.00	1812.00	21968.40	
MPCL	Halini	9.23	7.35	8.76	9.77	13.44	13.05	120.01	
	Halini Deep	21.19	26.51	30.34	31.50	33.19	34.05	336.14	
	Kalabagh	108.04	104.28	109.33	103.38	103.59	96.22	1205.51	
	Sub Total	138.46	138.14	148.43	144.65	150.22	143.32	1661.66	
DEWAN	Rodho(Salsabil)	161.15	149.08	156.38	149.00	151.05	144.18	1915.46	
	Sub Total	161.15	149.08	156.38	149.00	151.05	144.18	1915.46	
Punjab Total		3749.12	3518.46	3748.82	3228.41	3255.01	3489.68	43425.13	
Sindh									
OPPL	Zamzama	791.63	717.34	741.01	676.36	685.91	636.33	9656.26	
	Sub Total	791.63	717.34	741.01	676.36	685.91	636.33	9656.26	
UEPL	Aassu	1.87	1.69	1.58	1.79	1.78	1.50	24.19	
	Ali	63.26	59.25	61.69	57.55	59.65	59.25	637.30	
	Bari	16.50	14.68	15.02	18.28	17.36	13.74	229.79	
	Bijoro	0.42	0.52	0.28	0.07	0.63	0.31	7.75	
	Bukhari Deep	5.06	3.29	1.57	2.90	2.39	0.75	149.52	
	Bukhari North	0.00	0.00	0.00	0.00	0.00	0.00	0.05	
	Beudero	0.00	0.00	0.23	10.65	5.31	6.40	514.40	
	Chaman	4.89	5.60	5.09	4.92	5.29	3.96	62.19	
	Dabhi North	2.95	3.22	1.79	2.48	2.46	4.47	35.01	
	Dabhi South	12.33	5.80	6.06	6.65	6.11	5.40	77.00	
	Dang	0.31	1.78	0.00	0.00	0.00	0.00	2.43	
	Fateh Shah North	29.28	19.06	13.29	6.57	3.84	2.68	94.06	
	Gharo	0.34	0.22	0.12	0.00	0.00	0.00	2.66	
	Ghungro	0.67	0.59	0.31	0.00	0.00	0.00	11.30	
	Golarchi	0.00	0.00	0.00	0.00	0.00	0.00	5.97	
	Gulsher	3.04	0.00	2.75	2.63	2.78	2.41	33.25	
	Haider Deep	0.00	0.00	1.97	6.00	2.01	0.00	16.63	
	Halipota	9.63	8.02	4.93	4.44	3.79	3.73	83.58	
	Hayat	7.03	6.60	30.29	7.81	8.79	6.18	203.47	
	Jabo	5.57	4.60	3.41	2.99	4.51	3.90	59.79	
	Jagir	0.00	0.00	0.00	0.00	0.00	0.00	0.73	
	Jan	0.17	0.21	0.16	0.00	0.00	0.00	1.93	
	Kamal North	18.56	13.59	18.40	17.18	23.71	26.57	242.53	
Kato	3.83	4.35	3.85	3.76	4.20	3.36	47.23		
Kausar	51.26	48.04	50.03	46.68	48.37	48.05	588.48		
Kandiari	0.00	287.74	647.22	358.13	131.04	65.68	1489.81		
Khaskheli	18.08	16.68	18.58	17.41	18.06	17.03	199.28		

Contd.

3.2 Production of Natural Gas

								Unit: MMCFt
Company	Field	Jan., 2020	Feb., 2020	Mar., 2020	Apr., 2020	May, 2020	Jun., 2020	Total
	Khaskheli Down Thrown	0.82	0.81	0.85	0.82	0.86	0.92	9.67
	Khorewah	0.00	0.00	13.76	43.57	37.14	23.20	153.33
	Korai	37.56	50.27	48.68	41.65	31.87	20.56	306.86
	Kumbh	9.46	40.11	34.16	42.62	38.57	29.92	233.85
	Laghari	0.03	0.03	0.03	0.03	0.03	0.03	0.18
	Lodano	2.53	5.05	4.07	0.00	0.00	0.00	42.25
	Lodano Deep	2.02	5.13	4.19	0.00	0.00	0.00	49.90
	Mazari	29.16	19.86	16.21	19.06	20.43	35.53	259.74
	Makrani	34.70	33.20	35.75	15.00	0.00	0.00	170.31
	Meyun Ismail Deep	5.97	6.56	5.94	4.16	6.83	10.80	73.31
	Mohri	0.00	0.00	0.00	0.00	0.00	0.00	0.75
	Moroja	121.32	116.09	121.13	114.24	120.63	109.00	1495.08
	Muban	2.97	2.97	3.26	4.11	4.37	3.27	39.71
	Mulaki	678.03	469.35	417.22	364.21	395.38	373.80	7194.60
	Matli	10.56	1.05	0.00	0.00	0.00	0.00	17.96
	Makhdumpur	41.17	55.11	51.41	36.86	35.94	27.94	787.24
	Makhdumpur Deep	5.61	5.70	7.58	6.45	7.16	4.92	37.42
	Murid	0.31	0.16	0.09	0.00	0.00	0.00	5.84
	Naimat Basal	0.00	0.00	0.00	0.00	0.00	0.00	92.85
	Naimat Basal 2X	5.94	5.25	5.52	1.16	0.00	0.00	56.53
	Naimat West	3579.28	3263.83	3319.17	3241.20	3364.42	3135.09	40003.06
	Nurpur Deep	0.00	0.00	0.00	0.00	0.00	2.38	2.38
	North Akri	0.19	0.23	0.18	0.00	0.00	0.00	2.12
	Paniro	2.23	1.78	1.72	0.40	0.00	0.81	18.16
	Piaro Deep	3.60	4.10	3.64	3.51	3.81	3.20	45.00
	Piaro Deep Basal	21.83	23.68	22.52	17.76	22.12	24.28	269.66
	Rahim 1X	39.97	28.07	18.56	24.41	17.35	7.21	747.29
	Rahim North	0.00	0.00	0.00	0.00	0.00	0.00	17.39
	Rajani	3653.04	3271.34	3346.90	3125.02	3105.40	2854.51	41569.19
	Ranjho	0.00	0.00	0.00	0.00	452.27	527.74	980.01
	Rawat	2.34	2.29	0.35	0.00	0.00	0.00	21.68
	Rawat North	1.53	2.06	0.55	0.00	0.00	0.00	10.77
	Ramdiani	137.44	104.99	111.25	89.54	86.35	81.03	1765.63
	Roshnai	26.69	0.00	0.00	47.77	19.54	16.43	323.24
	Rahib	0.00	41.44	0.00	0.00	0.00	0.00	700.33
	Sahu	0.00	0.00	0.00	0.00	0.00	0.00	0.42
	Sajan	3.36	6.91	7.58	7.70	7.98	7.55	46.65
	Sakhi	7.76	7.08	7.15	6.47	7.44	8.14	95.81
	Sakhi Deep	7.33	16.78	15.09	15.43	15.18	1.17	142.09
	Salamat	676.38	618.64	635.94	612.27	741.25	672.67	8208.36
	Saleh	3.38	2.83	5.05	5.41	6.88	7.60	94.96
	Sheikhano	3.53	3.08	2.42	2.20	2.20	2.89	37.55
	Sohrab Deep	175.42	183.64	213.61	172.15	165.94	150.32	2751.99
	Sonro	3.81	12.43	7.84	5.12	2.68	4.62	168.67
	South Buzdar	7.19	0.00	0.00	0.00	0.00	0.00	7.19
	South Buzdar Deep	27.87	26.64	51.72	19.47	18.27	34.43	382.38
	South Mazari	3.18	2.96	1.94	0.00	2.15	0.00	27.27
	South Mazari Deep	10.42	9.60	6.28	0.00	6.87	0.00	88.10
	Sukhi South	1.03	1.01	1.07	1.01	0.97	1.01	13.33
	Sumar Deep	10.98	9.62	9.11	12.80	18.82	45.76	290.56
	Sutitari Deep	4818.68	4496.88	3926.64	3118.19	3995.97	4239.37	49497.21
	Tando Ghulam Ali	20.66	19.67	19.81	20.48	17.37	18.80	268.45
	Tangri	1.20	1.12	0.63	0.90	0.94	1.00	10.92
	Tangri Deep	7.62	8.16	8.17	11.75	7.32	4.17	73.96
	Tharo	21.59	23.68	20.83	19.98	23.06	23.77	286.86
	Tharo West	3.32	3.71	3.40	3.05	2.81	2.76	41.29
	Thebo	12.09	10.60	12.75	16.43	15.77	12.50	203.78
	Turk	33.77	30.25	35.65	39.60	40.50	40.74	437.25
	Turk Deep	58.21	56.83	59.51	56.31	63.66	60.14	694.78
	Umer	6.69	5.96	6.83	8.70	6.97	6.07	110.60
	Usman	0.00	0.00	0.00	0.00	0.00	0.90	2.98
	Unarpur	122.09	89.88	43.03	0.00	0.00	0.00	1310.09
	Warar	0.00	0.00	0.00	0.00	0.00	0.00	7.24
	Zaur	6.99	7.98	10.18	7.63	8.26	5.37	98.77
	Zaur Deep	3.27	3.66	3.38	0.87	0.00	0.00	32.85
OGDCL	Sub Total	14769.17	13725.64	13598.92	11986.36	13301.81	12919.69	167755.98
	Bobli	150.35	140.65	150.35	145.50	148.98	145.50	1738.76
	Bitrism	185.11	171.45	197.41	137.82	142.73	161.37	2056.35
	Chak 2	334.88	262.18	254.14	262.89	263.64	250.72	3676.33

Contd.

3.2 Production of Natural Gas

								Unit: MMCFt
Company	Field	Jan., 2020	Feb., 2020	Mar., 2020	Apr., 2020	May, 2020	Jun., 2020	Total
	Chak 63 South East	60.34	62.31	68.36	70.71	70.95	67.39	812.13
	Chandio	0.86	0.47	0.00	0.00	0.00	0.00	23.32
	Chutto	228.59	202.57	225.44	208.54	208.75	197.32	2649.71
	Dachrapur	0.00	10.26	72.55	47.58	21.17	0.00	386.16
	Dars	125.82	117.46	84.13	0.50	0.00	0.00	1006.33
	Dars Deep	119.43	112.03	114.18	117.00	107.07	102.51	1399.50
	Dars West	233.87	211.79	248.77	120.10	140.40	267.84	2511.89
	Hakeem Daho	257.49	262.04	287.44	296.12	285.99	274.88	3296.82
	Sari	17.19	37.07	13.03	12.78	13.65	12.33	313.40
	Hundi	41.05	15.53	28.21	27.05	31.34	27.43	205.33
	Jakhro	43.81	36.81	49.64	49.45	43.48	41.89	550.42
	Kunnar	249.15	228.59	236.62	90.70	46.50	45.00	2408.20
	Kunnar Pasakhi Deep	0.00	0.00	0.00	0.00	0.00	0.00	19546.95
	Kunnar South	348.56	321.85	314.66	73.58	292.50	361.16	3584.97
	Kunnar Deep	3236.52	2988.73	2750.54	1359.15	2955.33	2928.32	19522.28
	Kunnar West	326.37	298.76	288.64	314.71	310.00	307.66	3302.52
	Khamiso	132.33	127.43	135.96	125.41	120.70	116.30	884.44
	Lala Jamali	312.13	315.40	345.98	290.41	294.17	283.52	3751.61
	Maru	95.88	79.22	79.03	82.85	89.37	86.49	601.35
	Maru South	44.30	41.62	42.36	38.17	39.46	38.76	289.47
	Maru East	20.48	17.55	15.45	14.87	15.10	9.52	114.18
	Reti	62.58	55.95	59.20	56.72	58.45	55.91	2184.92
	Moolan	62.00	55.50	58.90	53.75	51.70	48.00	704.97
	Nur Baghla	101.93	92.48	95.59	90.57	86.86	90.02	1115.72
	Pasaki	19.69	18.42	19.69	19.05	19.69	19.05	236.56
	Pasaki Deep	1237.27	1144.66	1106.52	633.54	1018.03	1108.22	7537.26
	Pasaki West Deep	30.47	24.92	20.53	19.90	0.00	0.00	129.26
	Pasaki East	139.20	141.48	144.57	132.32	127.00	112.97	1874.89
	Qadirpur	7213.28	6578.53	6599.62	6387.68	6623.34	6381.84	83845.82
	Shah	246.08	226.90	220.63	230.71	233.83	221.14	2742.78
	Tando Allah Yar	307.55	290.48	320.54	324.13	309.48	269.29	3332.54
	Thal West	85.09	87.97	108.03	103.47	100.99	146.19	1601.06
	Thora Deep	0.00	0.00	0.00	0.00	0.00	0.00	259.88
	Unar	278.28	246.50	271.50	263.56	263.50	258.39	3068.36
PPL	Sub Total	16347.93	15025.56	15028.21	12201.29	14534.15	14436.93	183266.44
	Adam	138.00	136.00	160.00	164.00	122.00	119.00	1585.00
	Adam West	372.00	328.00	332.00	308.00	279.00	277.00	4133.00
	Chachar	68.00	12.00	50.00	18.00	4.00	44.00	540.00
	Fazl	110.00	118.00	130.00	129.00	171.00	198.00	1172.00
	Kabir	0.00	0.00	0.00	0.00	0.00	0.00	280.00
	Kinza	9.00	4.00	10.00	10.00	11.00	10.00	112.00
	Kandhkot	4921.00	2404.00	3835.00	3067.00	3171.00	5064.00	51241.00
	Mazrani	110.00	101.00	106.00	101.00	104.00	94.00	1278.00
	Shahdad	610.00	586.00	643.00	590.00	621.00	616.00	6953.00
	Sharf	2135.00	2134.00	2372.00	2255.00	2308.00	2326.00	25670.00
MPCL	Sub Total	8473.00	5823.00	7638.00	6642.00	6791.00	8748.00	92964.00
	Aqeeq	59.40	56.26	55.69	51.63	50.58	49.20	698.68
	Koonj-1A	12.31	9.28	7.28	6.85	7.66	9.32	111.53
	Mari	22742.05	19741.38	20915.73	19432.80	20216.53	20282.21	241672.97

Contd.

3.2 Production of Natural Gas

								Unit: MMCFt
Company	Field	Jan., 2020	Feb., 2020	Mar., 2020	Apr., 2020	May, 2020	Jun., 2020	Total
	Sujawal	46.51	37.93	31.86	25.83	10.15	9.54	575.40
	Sujjal	441.60	438.94	466.16	445.66	431.20	421.93	4958.81
Eni (Pak)	Sub Total	23301.87	20283.79	21476.72	19962.77	20716.12	20772.20	248017.39
	Bhit	2212.73	2100.73	2193.92	2033.06	2205.32	2131.60	27499.06
	Badhra	2544.62	2195.35	2154.53	1932.89	2047.47	1894.02	25754.07
	Kadanwari	1257.65	1144.30	1271.30	1229.17	1169.00	1077.90	16386.89
UEP Beta	Sub Total	6015.00	5440.38	5619.75	5195.12	5421.79	5103.52	69640.02
	Bitro	664.69	295.39	181.84	158.70	180.75	171.16	2234.53
	Miano	1033.00	902.83	871.45	783.74	740.22	655.74	11582.98
	Latif	841.00	726.10	654.37	594.49	541.20	784.81	10739.89
	Sawan	1052.00	958.02	990.41	922.61	951.11	915.84	12409.83
	Tajjal	21.00	15.32	14.17	14.73	12.73	12.72	190.25
UEP Alpha	Sub Total	3611.69	2897.66	2712.24	2474.27	2426.01	2540.27	37157.48
	Mehar	524.19	459.86	451.43	432.59	419.30	387.67	4971.14
	Mitha	250.34	226.59	234.84	218.57	216.65	205.45	3021.43
	Sofiya	128.55	109.67	99.68	66.39	45.30	8.99	1432.97
PEL	Sub Total	903.08	796.12	785.95	717.55	681.25	602.11	9425.53
	Badar	515.01	455.56	470.47	463.93	488.36	474.55	5876.16
	Hasan	101.70	95.96	19.76	98.15	97.51	99.42	615.62
	Khanpur	33.19	36.19	8.16	29.13	33.31	32.91	209.70
	Ayesha	0.00	190.24	136.38	189.90	313.68	330.32	1160.52
	Ayesha North	0.00	128.47	246.30	32.39	0.00	0.00	407.16
	Aminah	0.00	169.32	26.03	198.41	202.82	193.56	790.14
	Sadiq	0.55	0.00	0.00	0.13	0.00	0.00	4.22
	Block-22	0.00	0.00	0.00	0.00	0.00	0.00	665.47
POGC	Sub Total	650.45	1075.74	907.10	1012.04	1135.68	1130.76	9728.99
	Rehman	959.94	1000.90	1023.47	702.77	620.60	723.53	8662.68
	Rizq	443.60	410.57	435.14	418.79	426.92	509.92	5385.69
	Sub Total	1403.54	1411.47	1458.61	1121.56	1047.52	1233.45	14048.37
	Sindh Total	76267.36	67196.70	69966.51	61989.32	66741.24	68123.26	841660.46
KPK								
OGDCL	Chanda	204.26	214.94	307.53	228.54	164.92	291.12	2586.27
	Dhok Hussain	0.00	0.00	0.00	0.00	0.00	28.41	28.41
	Nashpa	2922.85	2737.73	2534.34	1995.46	2193.70	2399.98	30183.96
	Mela	226.14	190.86	158.51	195.65	202.13	199.05	2587.13
	Togh	0.00	0.00	0.00	0.00	0.00	2.00	2.00
MOL	Sub Total	3353.25	3143.53	3000.38	2419.65	2560.75	2920.56	35387.77
	Makori	3.47	0.00	14.30	0.00	0.00	1.20	81.24
	Makori Deep	738.47	708.90	612.01	86.38	685.99	524.93	4847.07
	Makori East	2525.62	2368.20	2254.49	486.42	2062.10	2139.87	26647.66
	Mamikhel	399.61	365.60	397.38	384.07	385.35	371.27	4558.55
	Manzalai	778.77	753.47	757.70	719.52	679.47	637.62	8911.00
	Maramzai	4317.31	4013.23	4186.19	1463.22	2677.19	3795.31	44770.00
	Mardankhel	1789.80	1312.70	1521.31	371.01	463.94	1365.00	16923.57
	Tolanj	130.23	109.21	113.08	107.23	80.64	3.02	1278.99
	Tolanj West	214.77	199.23	216.37	216.34	225.15	219.86	2544.34
	Sub Total	10898.05	9830.54	10072.83	3834.19	7259.83	9058.08	110562.42
	KPK Total	14251.30	12974.07	13073.21	6253.84	9820.58	11978.64	145950.19

Contd.

3.2 Production of Natural Gas

Unit: MMCFt

Company	Field	Jan., 2020	Feb., 2020	Mar., 2020	Apr., 2020	May, 2020	Jun., 2020	Total
Balochistan								
OGDCL	Loti	766.28	735.85	782.08	769.22	778.81	750.60	9196.27
	Pirkoh	103.85	97.15	95.00	88.80	91.20	78.00	1170.40
	Uch	13455.30	11562.50	11618.30	10033.12	11610.60	12178.50	134614.45
MPCL	Sub Total	14325.43	12395.50	12495.38	10891.14	12480.61	13007.10	144981.12
	Zarghum South	417.97	386.70	413.61	632.11	650.96	710.09	5706.53
PPL	Sub Total	417.97	386.70	413.61	632.11	650.96	710.09	5706.53
	Sui	12137.00	11222.00	11794.00	11150.00	11304.00	11037.00	134912.00
	Sub Total	12137.00	11222.00	11794.00	11150.00	11304.00	11037.00	134912.00
Balochistan Total		26880.40	24004.20	24702.99	22673.25	24435.57	24754.19	285599.65
Pakistan TOTAL		121148	107693	111492	94145	104252	108346	1316635

3.3 Company wise Production of Crude Oil and Natural Gas for the Year 2019-20

Name of Company	Crude Oil (US Barrels)	Number of Oil Fields	% Share in Total Production	Natural Gas (MMCFt)	Number of Gas Fields	% Share in Total Production
OGDCL	12921727	54	46.01	376611.13	58	28.60
PPL	3430058	11	12.21	249844.40	13	18.98
MPCL	589709	10	2.10	255385.58	9	19.40
OPPL	44709	1	0.16	9656.26	1	0.73
UEPL	3184111	74	11.34	167755.98	92	12.74
Eni(Pak)	86209	3	0.31	69640.02	3	5.29
OMV/UEP Beta	20576	2	0.07	37157.48	5	2.82
OMV Maurice/UEP Alpha	261453	2	0.93	9425.53	3	0.72
OPL	68751	3	0.24	575.48	3	0.04
POL	639045	12	2.28	4328.33	8	0.33
Dewan	11174	1	0.04	1915.46	1	0.15
MOL	6816182	9	24.27	110562.42	9	8.40
PEL	12945	3	0.05	9728.99	8	0.74
POGC	-	-	-	14048.37	2	1.07
Total	28086649	185	100	1316635	215	100

3.4 Province wise Production of Crude Oil and Natural Gas for the Year 2019-20

Province	Crude Oil (US Barrels)	Number of Oil Fields	% Share in Total Production	Natural Gas (MMCFt)	Number of Gas Fields	% Share in Total Production
Punjab	5369074	34	19.1	43425	30	3.3
Sindh	9082879	135	32.3	841660	166	63.9
K.P.K	13607251	13	48.4	145950	14	11.1
Balochistan	27445	3	0.1	285600	5	21.7
Total	28086649	185	100.0	1316635	215	100.0

Source: Directorate General of Petroleum Concession, Petroleum Division, Ministry of Energy, Islamabad.

Contd.

3.5 Production of Crude Oil, Natural Gas And Electricity

Year	Month	Nuclear	Hydel	Thermal	Bagasse	Solar	Wind	Total Electricity Generation in (GWh)
2015-16		4602	34573	74287	632	207	791	115092
2016-17		6867	32132	81107	1011	654	1421	123192
2017-18		9849	27729	93948	1020	714	2124	135384
2018-19		9134	32359	89426	920	772	3232	135843
2019-20		9898	38700	81539	571	858	2891	134457
2019	Jun	621	4054	8344	40	64	393	13515
	Jul	836	4751	7983	37	60	596	14263
	Aug	696	5668	7846	18	61	345	14634
	Sep	773	5053	8066	15	62	150	14119
	Oct	883	2439	6538	0	62	161	10083
	Nov	887	3264	4986	0	48	142	9327
	Dec	962	1657	5818	0	53	187	8677
2020	Jan	725	868	6473	91	60	158	8375
	Feb	775	2258	4351	102	77	105	7668
	Mar	943	1407	5157	78	83	107	7775
	Apr	906	2482	5587	53	88	232	9346
	May	923	4457	7450	36	87	388	13341
	Jun	905	4817	8503	31	82	374	14712

*= Provisional

Source: i. Electricity Generating Establishments
ii. CPPA Fuel Adjustment Documents available on NEPRA Website.

3.6 Mineral Production

Unit: M.T

Year	Month	Arg Clay	Brine	Barytes	Bauxite	Bentonite	Calcite	Chalk	China Clay	Coal	Copper Ore	Copper Blister	Chromite
2015-16		5326563	157858	57024	42038	60288	1610	231	20726	3749312	0	2389	69333
2016-17		5954130	91711	75375	42770	63795	4448	0	28710	3953992	1065	20	105238
2017-18		6335680	88847	145189	74268	63154	1692	0	19483	4477555	926	0	97420
2018-19 ^⑥		5709685	116480	92936	48332	45690	0	0	20756	5406817	420	0	138244
2019-20		5985310	55341	101047	107742	65740	0	0	14919	8599166	121	146	121435
2019	Jun	512908	11771	3329	2870	4690	0	0	1493	516164	0	0	9633
	Jul	534002	1953	10318	3637	16710	879	0	2237	509496	102	0	13656
	Aug	415139	663	1606	3442	10689	264	0	1578	437117	162	0	3773
	Sep	443983	2057	7324	2818	14988	703	0	1944	508703	115	0	4483
	Oct	594345	4610	5910	6396	19077	2140	0	431	551648	136	0	5500
	Nov	589937	7540	8953	4708	4779	1064	0	1021	566893	17	0	5003
	Dec	568911	4318	9897	6104	4829	1602	0	998	392556	77	0	6590
2020	Jan	454200	1948	13156	8606	4399	0	0	900	730225	0	45	8856
	Feb	602768	3128	5361	7533	3003	0	0	986	775218	0	0	14769
	Mar	410527	10875	12435	44680	13083	0	0	917	735108	0	0	10528
	Apr	382258	1831	13681	91	5168	0	0	948	707461	0	48	21940
	May	486442	3677	6343	18489	5116	0	0	1949	747657	0	0	11380
	Jun	502798	11941	5615	550	5177	0	0	905	892066	121	12	21232

* = Provisional

Source: Provincial Directorates of Mines & Minerals Punjab,
Sindh, KPK, Balochistan & FATA.

3.6 Mineral Production

Unit: M.T

Year	Month	Dolomite	Emerald (Unit: Gram)	Feld- spar	Fire Clay	Flourite	Fullers Earth	Garnet+ Garnet Shist	Granite	Gravel	Gypsum	Iron ore	Laterite	Lime Stone	Magne- site
2015-16		669920	3105	316289	550977	9494	13601	75	52473	282645	1871716	432156	716265	46123367	35228
2016-17		301124	2293	273468	584478	2263	18417	286	93465	399920	2079629	501664	643655	52149137	19656
2017-18		488825	3658	151743	841680	2777	9188	527	65752	930002	2475893	677206	850666	70818725	23596
2018-19		472474	4351	295381	735077	4186	11323	8084	189847	1462046	2517825	627465	686180	75596326	42996
2019-20		302045	3706	343075	884040	5981	2842	1769	186145	388259	2149872	573691	565847	65809919	16165
2019	Jun	18354	388	31079	51943	0	224	---	9196	117830	105147	22765	8707	4412519	485
	Jul	18653	389	30687	93445	3193	227	0	9628	156852	136012	41663	16271	4573254	2596
	Aug	18504	388	30883	68992	0	221	0	9567	162790	102155	30044	8272	3769972	1109
	Sep	18578	389	30785	88934	0	224	0	9576	160121	122605	38931	7879	4103902	590
	Oct	18541	388	30834	102320	0	222	0	9466	161305	139200	53039	17451	5266426	1049
	Nov	18560	390	30809	95293	0	223	0	9578	161063	117924	40701	36469	4692452	1384
	Dec	18551	389	30822	98805	0	224	0	9812	161384	130945	44598	30142	4526094	1870
2020	Jan	38000	314	46901	88627	150	574	0	16259	12110	183138	40237	58363	5535643	2427
	Feb	27631	331	32284	83970	0	150	309	18597	9193	151965	101223	67741	6379012	2141
	Mar	20079	269	12383	57944	0	111	0	14065	5615	339394	43287	50087	4970996	636
	Apr	14424	76	879	22553	1048	0	0	6878	410	137541	51016	33412	3785506	688
	May	9724	160	3588	45890	775	106	0	6681	2055	248828	37797	56231	5172417	482
	Jun	22911	162	11765	41792	815	116	110	18957	3181	187673	54204	40008	5790911	528

* = Provisional

Source: Provincial Directorates of Mines & Minerals Punjab,
Sindh, KPK, Balochistan & FATA.

3.6 Mineral Production

Unit: M.T

Year	Month	Magnese	Marble	Nephrite	Ocher	Ordinary Sand	Ordinary Stone	Phosphate	Pumice	Quartz crystal,(Quartz +Quartzite)	Rock Salt	Sand Stone
2015-16		70	4746638	1300	68352	12958	630	115140	2376	90588	3552948	52708
2016-17		1220	4906233	676	86080	54421	32572	61677	3060	98909	3534075	183549
2017-18		153	8813025	1935	75939	41984	89466	68541	3436	126324	3653746	2037583
2018-19(r)		555	7736443	1050	81945	37514	28726	96208	1793	113553	3799106	407190
2019-20		502	5796906	135	132144	6923	31842	87724	1541	9267	3368978	5535
2019	Jun	124	606870	82	7279	1262	0	4344	0	9045	226197	3544
	Jul	0	765444	84	13694	0	0	4212	102	9321	267267	3370
	Aug	51	587234	83	14122	0	0	4278	162	9183	243333	3457
	Sep	148	715858	84	11945	0	0	4245	115	9253	258105	3414
	Oct	124	743613	83	16335	0	0	4262	136	9218	268973	3435
	Nov	0	739163	84	13096	0	0	4253	17	9235	252305	3425
	Dec	80	741362	83	20968	0	0	4258	124	9226	253908	3430
2020	Jan	2020	747436	0	11365	1671	6431	9124	72	1452	300193	375
	Feb	0	608490	0	5726	0	0	8270	158	1360	315855	1000
	Mar	0	440852	0	6092	0	0	4005	167	950	259120	400
	Apr	0	400407	0	6451	0	0	2886	149	350	262176	300
	May	0	211900	0	7204	0	0	7151	61	325	285956	430
	Jun	0	407506	0	5146	0	23765	9927	228	450	274392	470

Year	Month	Sea Salt/Lake Salt	Shale Clay	Serpentine	Silica Sand	Slate Stone	Soap Stone	Sulphur	Trona	Crude Oil (in 000 Barrels)	Natural Gas (in MMCFt)
2015-16		219072	4176077	3892	387044	470829	125985	14869	1020	31652	1481551
2016-17		209076	3914902	6546	338457	587579	152279	23740	570	32269	1471854
2017-18		234598	4392160	609	376168	644313	141504	22040	350	32557	1458935
2018-19(r)		213198	5813130	1158	805452	569375	158109	20715	465	32495	1436546
2019-20		114754	4692812	1623	780339	528118	150009	19948	250	28087	1316635
2019	Jun	19053	316233	134	44236	73561	15423	0	59	2560	117717
	Jul	22327	349686	155	38335	73833	15486	1643	58	2527	116073
	Aug	20934	235213	59	119234	73697	15455	1729	54	2558	116000
	Sep	21631	307703	0	57739	73765	15470	1680	56	2219	112124
	Oct	21282	335852	78	42462	73731	15462	1742	55	2475	109581
	Nov	21457	284520	80	90541	73767	15467	1667	56	2445	102062
	Dec	21369	303576	77	49227	73749	15467	1705	55	2588	113110
2020	Jan	4649	449398	62	105725	56064	14166	1600	20	2572	121148
	Feb	7405	418333	63	39467	54263	16231	1595	90	2406	107693
	Mar	2617	340214	110	103466	34324	10218	1734	0	2469	111492
	Apr	2235	243977	0	98967	10279	8640	1509	0	1604	94145
	May	9118	354762	0	41828	19842	3726	1666	0	1987	104252
	Jun	16315	382301	0	7422	50311	14174	1687	50	2236	108346

4. HEALTH

4.1(a) Monthly Immunization Coverage Number of doses administered (0-11 months)children during 2021

Month(s)	BCG	OPV-0	OPV-1	OPV-2	OPV-3	IPV	Pentava- lent-1	Pentava- lent-2
Jan	638230	537277	594802	563933	562081	580937	616509	588245
Feb	626057	531351	613492	577445	570963	582509	618427	581774
Mar	543747	479679	532161	519694	508845	516513	534798	522328
Apr	508485	464941	493200	471276	477441	498893	492918	471383
May	499089	443454	478496	454816	458092	503600	478811	456948
Jun								
Jul								
Aug								
Sept								
Oct								
Nov								
Dec								
Total	2815608	2456702	2712151	2587164	2577422	2682452	2741463	2620678

 Contd.

4.1(a) Monthly Immunization Coverage
Number of doses administered (0-11 months)children during 2021

Month(s)	Pentava- lent-3	Pneumo-1	Pneumo-2	Pneumo-3	Rota-1	Rota-2	Measles-1
Jan	589822	607365	575663	574344	591648	561710	528087
Feb	577913	614224	577980	571406	614382	578059	507798
Mar	512076	512375	498215	486894	515574	498862	488189
Apr	476931	386666	438813	442442	358143	338241	463514
May	458589	476576	451943	455182	456556	422492	468629
Jun							
Jul							
Aug							
Sep							
Oct							
Nov							
Dec							
Total	2615331	2597206	2542614	2530268	2536303	2399364	2456217

Source : National Institute of Health, Islamabad.

4.1(b) Monthly Immunization Coverage
Number of doses administered (12-23 Months) children during 2021

Month	BCG	OPV-1	OPV-2	OPV-3	Penta-valent-1	Penta-valent-2	Penta-valent-3	Pneumo-1	Pneumo-2	Pneumo-3	Rota-1	Rota-2	Measles-2
Jan	0	0	0	0	0	0	0	0	0	0	0	0	504590
Feb	0	0	0	0	0	0	0	0	0	0	0	0	504414
Mar	0	0	0	0	0	0	0	0	0	0	0	0	457468
Apr	0	0	0	0	0	0	0	0	0	0	0	0	435131
May	0	0	0	0	0	0	0	0	0	0	0	0	421059
Jun													
Jul													
Aug													
Sept													
Oct													
Nov													
Dec													
Total	0	0	0	0	0	0	0	0	0	0	0	0	2322662

BCG = Bacillus of Chalmette and Guerin
 OPV = Oral Polio Vaccine

Source : National Institute of Health, Islamabad.

**4.1(c) Monthly Immunization Coverage
Number of TT doses administered to women during 2021**

MONTH	Pregnant Women					Childbearing age women				
	TT1	TT2	TT3	TT4	TT5	TT1	TT2	TT3	TT4	TT5
Jan	417142	366464	20561	5669	2540	11238	7374	8922	2492	980
Feb	421281	364738	19877	5685	2678	12410	7517	8499	2398	1072
Mar	405996	355673	16799	4478	2098	12161	8042	8745	2576	1106
Apr	398049	344430	15846	4527	1876	9103	6560	7993	2282	849
May	407839	352984	15589	4889	2193	8920	6540	7669	2214	835
Jun										
Jul										
Aug										
Sept										
Oct										
Nov										
Dec										
Total	2050307	1784289	88672	25248	11385	53832	36033	41828	11962	4842

TT = Tetanus Toxioid

Source : National Institute of Health, Islamabad.

**4.2 National Aids Control Programme
HIV Treatment Centres
Monthly Report - December, 2020**

S. No	Centre Name	Male		Female		Children		Transgender		TOTAL	TOTAL on ART
		Total	On ART	Total	On ART	Total	On ART	Total	On ART		
Federal											
1	PIMS, Islamabad	2730	1788	541	467	97	92	57	46	3425	2393
Punjab											
2	CMH, Rawalpindi	194	194	16	16	0	0	0	0	210	210
3	Mayo Hospital, Lahore	3360	1715	292	193	0	0	58	25	3710	1933
4	Services Hospital, Lahore	560	403	233	189	0	0	2	2	795	594
5	Peditric Unit, Services Hospital, Lahore	0	0	0	0	344	268	0	0	344	268
6	Shaukat Khanum Hospital, Lah.	380	343	198	166	10	4	0	0	588	513
7	Jinnah Hospital, Lahore	1937	1318	330	224	0	0	78	53	2345	1595
8	DHQ Hospital, Sargodha	1276	838	221	169	36	26	22	20	1555	1053
9	DHQ Hospital, D.G Khan	2809	2487	670	619	12	10	6	5	3497	3121
10	DHQ Hospital Peds, D.G Khan	0	0	0	0	127	127	0	0	127	127
11	Allied Hospital, Faisalabad	2734	2703	350	346	0	0	44	45	3128	3094
12	Aziz Bhatti Hospital, Gujrat	2120	1627	565	490	0	0	1	1	2686	2118
13	Civil Hospital, Multan	1795	1794	292	292	16	16	88	88	2191	2190
14	BB Shaheed Hospital Rawalpindi	670	469	39	36	0	0	91	72	800	577
15	DHQ Hospital Sheikhupura	427	427	64	64	0	0	1	1	492	492
16	Sheikh Zayed Hospital R.Y.K.	603	544	115	104	26	26	5	4	749	678
17	Special Clinic Chiniot	111	111	77	77	1	1	2	2	191	191
18	ART Center Kot Momin	245	210	269	242	65	52	0	0	579	504
19	ART Center Peds Kunjah	0	0	0	0	128	127	0	0	128	127
20	Fountain House Lahore	21	18	1	1	0	0	24	17	46	36
21	Basheeran Begum Jalalpur Jattan	156	136	133	131	0	0	0	0	289	267
22	ART Center, Mainwali	81	71	23	23	7	7	0	0	111	101
23	DHQ Hospital, Jehlum	122	118	18	17	1	1	0	0	141	136
24	DHQ Hospital, Okara	663	663	69	69	8	8	0	0	740	740
25	THQ Hospital Shahkot Nankana Shib	145	119	224	194	165	119	2	2	536	434
26	ART Center Bahawalnager	306	306	16	16	0	0	0	0	322	322
27	DHQ Hospital, Muzafargarh	50	49	11	10	0	0	1	1	62	60
Sindh											
28	Civil Hospital, Karachi	3925	2644	419	365	19	4	111	94	4474	3107
29	Peditric Unit, Civil Hospital, Khi.	0	0	0	0	243	198	0	0	243	198
30	Indus Hospital, Karachi	1325	1054	178	165	2	2	107	95	1612	1316
31	Aga Khan Hospital Adult, Khi.	149	147	32	32	0	0	1	1	182	180
32	Aga Khan Hospital Peds, Karachi	0	0	0	0	126	120	0	0	126	120
33	ART Center Liyari Karachi	572	560	49	47	1	1	24	24	646	632
34	Ghulam Mohammad Mehar College Hosp	495	487	129	129	4	4	5	5	633	625
35	Chanka Medical College Hospital, Larkana	1886	1638	600	566	12	3	35	31	2533	2238
36	Sheikh Zayed Hospital Peds Larkana	0	0	0	0	317	291	0	0	317	291
37	Abbasi Shaheed Hospital Karachi	494	473	61	61	5	5	16	15	576	554
38	THQ Hospital Ratodero	118	114	258	256	1091	1066	4	4	1471	1440
39	Jinnah Post Graduate Medical College Hospital	200	192	25	25	2	2	63	62	290	281
40	Liaqat University of Medical & Health Sci	881	881	413	413	13	13	26	26	1333	1333
41	THQ Hospital Sehwan Sharif	132	130	54	54	2	1	4	4	192	189
42	People Medical College Hospital, Nawabshah	55	55	14	14	0	0	0	0	69	69
43	Civil Hospital Mirpur Khas	10	10	0	0	0	0	0	0	10	10
Khyber Pakhtunkhwa											
44	Hayatabad Medical Complex, Peshawar	1829	1772	603	601	134	133	22	22	2588	2528
45	Lady Reading Hospital Peshawar	616	549	141	140	16	16	2	2	775	707
46	KDA Hospital, Kohat	410	371	172	156	34	30	2	2	618	559
47	Khalifa Gul Nawaz Hospital Bannu	200	197	79	79	13	13	0	0	292	289
Balochistan											
48	Bolan Medical Complex, Quetta	892	714	248	233	48	38	15	13	1203	998
49	ART Center, Turbat	280	277	39	39	11	11	0	0	330	327
Total		37964	30716	8281	7530	3136	2835	919	784	50300	41865

Source:- National AIDS Control Programme, NIH, Islamabad

4.3(a) Register Veterinary Medical Practitioner With PVMC- 2021

RVMP Registration for the year of 2019	Male	Female	D.V.M	M.Sc	M.Phil	Ph.D	Total
Jan	119	17	113	2	18	3	136
Feb	115	21	119	3	14	Nil	136
Mar	121	11	120	3	8	1	132
Apr	95	13	91	3	11	3	108
May	25	Nil	2	Nil	20	3	25
Jun							
Jul							
Aug							
Sep							
Oct							
Nov							
Dec							
Total	475	62	445	11	71	10	537

Total RVMP Registered since 1st January 2020 to 30th June 2021= 676
Total RVMP Registered since 30th May 2000 to 30th June 2021= 16315

Source:- Pakistan Veterinary Medical Council, Islamabad

4.3(b) Registered Animal Husbandry Graduate With PVMC- 2021

RVMP Registration for the year of 2019	Male	Female	B.Sc. (Hons) A.H	M.Sc.	Ph.D	Total
Jan	Nil	Nil	Nil	Nil	Nil	Nil
Feb	Nil	Nil	Nil	Nil	Nil	Nil
Mar	Nil	Nil	Nil	Nil	Nil	Nil
Apr	Nil	Nil	Nil	Nil	Nil	Nil
May	Nil	Nil	Nil	Nil	Nil	Nil
Jun						
Jul						
Aug						
Sept						
Oct						
Nov						
Dec						
Total	Nil	Nil	Nil	Nil	Nil	Nil

Total RAHG Registered since 1st January 2020 to 30th November 2020= 04
 Total RAHG Registered since 30th May 2000 to 30th November 2020= 513

Source:- Pakistan Veterinary Medical Council, Islamabad.

4.4 Tuberculosis Report (FTI) (Oct-Dec, 2020)

Provinces/Regions	TB Cases B+ (N+R)	CDR	TB All Types			CDR Total	% Treatment Success Rate* (TSR)
		B+	Male	Female	Total		
Punjab	41145	60%	21213	19932	41145	53%	NA
Sindh	16341	61%	8784	7557	16341	48%	NA
K.P.K	10137	36%	5340	4797	10137	46%	NA
Balochistan	2451	31%	1153	1298	2451	27%	NA
F.A.T.A	1084	23%	544	540	1084	31%	NA
Gilgit Baltistan	690	17%	369	321	690	66%	NA
AJK	1079	47%	592	487	1079	38%	NA
ICT	232	19%	134	98	232	15%	NA
Pakistan	73159	53%	28129	35030	73159	48%	NA

CDR : Case Deduction Rate

B+ Bacteriologically positive N+ New Case

R: Replapse Cases * Available One Year Lag

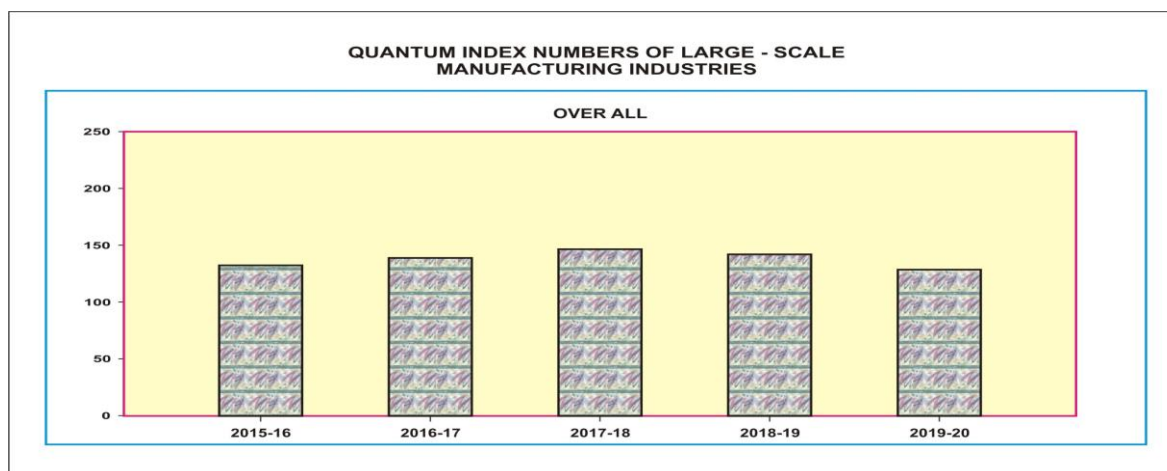
Source: National TB Control Programme NIH, Islamabad.

5. MANUFACTURING

5.1 Quantum Index Numbers of Large-Scale Manufacturing Industries

Year/month	Manufacturing (Over all)	Selected Items						
		Vegetable Ghee	Tea Blended	Cigarettes	Cotton Yarn	Cotton Cloth	Jute Goods	Paper & Board
(2005-06=100)								
2015-16	131.90	107.79	216.69	83.45	133.73	114.98	52.99	134.42
2016-17	139.55	111.15	234.42	53.54	134.62	115.44	57.31	147.30
2017-18	146.92	116.94	244.69	92.08	134.70	115.48	70.98	161.12
2018-19	143.52	120.85	232.77	94.69	134.75	115.73	64.21	155.11
2019-20	129.47	125.82	209.24	71.86	120.16	103.40	62.24	158.60
2020 Mar	127.14	123.99	252.60	74.93	98.91	85.23	83.03	170.15
Apr	86.23	125.71	227.62	69.38	46.86	40.78	63.83	128.79
May	101.97	117.79	226.79	80.32	94.65	81.23	42.22	155.74
Jun	122.46	118.57	162.19	85.39	123.05	105.60	45.48	148.17
Jul	134.89	120.86	159.36	90.20	134.83	115.36	56.13	149.63
Aug	124.87	113.98	168.23	73.62	134.51	115.98	49.46	143.97
Sep	138.08	117.24	187.02	78.45	134.48	115.95	64.04	158.59
Oct	144.64	125.40	197.02	79.41	134.73	116.01	62.42	172.34
Nov	146.49	130.71	228.77	78.84	134.82	116.04	60.48	171.15
Dec	166.23	127.99	260.57	69.36	135.11	116.08	69.07	164.07
2021 Jan	175.47	127.14	229.53	84.27	135.23	116.06	75.63	171.98
Feb	168.50	122.67	212.55	83.88	135.48	116.08	77.14	155.39
Mar	155.81	124.23	254.43	100.51	135.49	116.09	90.83	174.60

Source:- (i) Provincial Bureau of Statistics
(ii) Ministry of Industries



Contd.

5.1 Quantum Index Numbers of Large-Scale Manufacturing Industries

Year/month	Selected Items				
	Cement	Auto Mobile	Fertilizers		
			Nit Fertilizer	Phos Fertilizer	Total
(2005-2006=100)					
2015-16	190.86	130.74	125.14	160.24	128.30
2016-17	199.43	145.41	127.03	164.74	130.42
2017-18	221.65	171.32	114.39	149.37	117.54
2018-19	215.06	151.14	123.98	152.76	126.57
2019-20	210.74	83.91	130.15	152.14	132.13
2020 Mar	193.67	73.12	130.26	120.38	129.37
Apr	214.35	4.46	133.43	131.52	133.26
May	143.44	25.57	134.70	192.13	139.87
Jun	227.80	84.26	122.81	183.27	128.25
Jul	265.03	96.89	130.44	195.94	136.34
Aug	198.25	89.21	145.13	191.23	149.28
Sep	267.81	124.75	147.08	192.12	151.13
Oct	331.16	121.17	155.51	205.66	160.02
Nov	259.15	125.62	136.33	201.14	142.17
Dec	267.16	121.32	131.80	194.35	137.43
2021 Jan	276.73	130.13	122.39	90.71	119.54
Feb	261.99	129.09	117.30	131.76	118.60
Mar	304.46	162.84	133.24	176.77	137.15

Source: (i) Provincial Bureau of Statistics
(ii) M/o. Industries & Production

5.2 Production of Manufacturing Items

Year / Month	Vegetable Ghee (i)		Sugar (i)		Tea Blended (ii)	
	No. of reporting factories	Production (Tonnes)	No. of reporting factories	Production (Tonnes)	No. of reporting factories	Production (Tonnes)
2015-16	87	1241346	84	5114899	5	137818
2016-17	87	1280086	84	7048558	5	149091
2017-18	94	1346774	84	6565817	5	155620
2018-19	94	1391775	84	5259903	5	148043
2019-20	94	1448946	84	4881225	5	133079
2020 Mar	94	118995	84	702796	5	13388
Apr	94	120645	84	30388	5	12064
May	94	113046	84	30080	5	12020
Jun	94	113794	84	4309	5	8596
Jul	94	115984	84	0	5	8446
Aug	94	109390	84	0	5	8916
Sep	94	112511	84	0	5	9912
Oct	94	120346	84	0	5	10442
Nov	94	125443	84	458435	5	12125
Dec	94	122832	84	1423187	5	13810
2021 Jan	94	122016	84	1926408	5	12165
Feb	94	117725	84	1495092	5	11265
Mar	94	119227	84	315854	5	13485

Contd.

5.2 Production of Manufacturing Items

Year/month		Beverages (i)		Cigarettes (ii)		
		No. of reporting units	Production (000 litres)	No. of reporting factories	Production (Million Nos.)	
2015-16		48	3137139	7	53522	
2016-17		48	3564599	7	34341	
2017-18		48	3440005	7	59058	
2018-19		48	3458644	7	60729	
2019-20		48	3197306	7	46086	
2020	Mar	48	260223	7	4005	
	Apr	48	286556	7	3708	
	May	48	367313	7	4293	
	Jun	48	313981	7	4564	
	Jul	48	344154	7	4821	
	Aug	48	315733	7	3935	
	Sep	48	308696	7	4193	
	Oct	48	237013	7	4244	
	Nov	48	192063	7	4214	
	Dec	48	165085	7	3707	
	2021	Jan	48	185092	7	4504
		Feb	48	271817	7	4483
Mar		48	328259	7	5372	

* In the new base 2005-06 Beverages has been replaced by soft drinks, juices, syrups and squashes and liquors.

Source: (i) Provincial Bureaus of Statistics
(ii) M/o. Industries & Production

Contd.

5.2 Production of Manufacturing Items

Year/Month	No. of reporting factories	Cotton Textiles (Mills sector)												
		Capacity installed			Capacity worked			Spindle hours worked (Mn. No.)	Looms hours worked (Mn.No.)	Rotors hours worked (Mn.No.)	Consumption of Raw Cotton (Tonnes)	Total Yarn Production (Tonnes)	Surplus Yarn (Tonnes)	Total Production of Cloth(000) (Sq.m)
		No. of Spindles (000)	No. of Looms (000)	No. of Rotors (000)	No. of Spindles (000)	No. of Looms (000)	No. of Rotors (000)							
2015-16	408	13142	8	187259	11263	5	115041	78548	28	568	115286	3405559	3301	1039183
2016-17	408	13409	9	198801	11338	6	126583	77213	30	596	115871	3428073	3315	1043340
2017-18	408	13409	9	198801	11313	6	126583	51280	19	593	116176	3430050	2190	1043740
2018-19	408	13409	9	198801	11338	6	126583	86871	30	657	116839	3431390	3312	1046000
2019-20	408	13409	9	198801	11338	6	126583	19897	9	625	29910	3059942	826	934540
2020	Mar	408	-	-	-	-	-	-	-	-	-	209900	-	64190
	Apr	408	-	-	-	-	-	-	-	-	-	99443	-	30711
	May	408	-	-	-	-	-	-	-	-	-	200860	-	61180
	Jun	408	-	-	-	-	-	-	-	-	-	261124	-	79534
	Jul	408	-	-	-	-	-	-	-	-	-	286115	-	86887
	Aug	408	-	-	-	-	-	-	-	-	-	285450	-	87350
	Sep	408	-	-	-	-	-	-	-	-	-	285375	-	87330
	Oct	408	-	-	-	-	-	-	-	-	-	285900	-	87375
	Nov	408	-	-	-	-	-	-	-	-	-	286100	-	87400
	Dec	408	-	-	-	-	-	-	-	-	-	286725	-	87425
2021	Jan	408	-	-	-	-	-	-	-	-	-	286975	-	87410
	Feb	408	-	-	-	-	-	-	-	-	-	287510	-	87430
	Mar	408	-	-	-	-	-	-	-	-	-	287525	-	87435

* The data for the year 2018-19 includes data of 10 month (July-April).

5.2 Production of Manufacturing Items

Year / Month	Cotton Cloth (Mills Sector) (Thousand square metres)															Grand Total
	Fine					Medium					Coarse					
	Grey	Blea-ched	Dyed & Printed	Blend-ed	Total	Grey	Blea-ched	Dyed & Printed	Blend-ed	Total	Grey	Blea-ched	Dyed & Printed	Blend-ed	Total	
2015-16	332500	43042	88491	41699	505732	123095	55999	172216	7353	358663	116821	29281	18167	10537	174806	1039201
2016-17	334305	40579	86469	39118	500470	122312	54492	172566	6054	355424	120793	3228	21312	13062	187395	1043289
2017-18	337105	38495	84542	36954	497073	114052	53382	170909	5677	353020	123149	34060	23285	13805	194299	1044405
2018-19	337571	38093	86705	36894	499263	122887	53448	169566	5883	351784	122878	34685	23457	13933	194953	1046000
2019-20	-	-	-	-	-	-	-	-	-	-	-	-	-	-	-	-
2020 Mar	-	-	-	-	-	-	-	-	-	-	-	-	-	-	-	-
Apr	-	-	-	-	-	-	-	-	-	-	-	-	-	-	-	-
May	-	-	-	-	-	-	-	-	-	-	-	-	-	-	-	-
Jun	-	-	-	-	-	-	-	-	-	-	-	-	-	-	-	-
Jul	-	-	-	-	-	-	-	-	-	-	-	-	-	-	-	-
Aug	-	-	-	-	-	-	-	-	-	-	-	-	-	-	-	-
Sep	-	-	-	-	-	-	-	-	-	-	-	-	-	-	-	-
Oct	-	-	-	-	-	-	-	-	-	-	-	-	-	-	-	-
Nov	-	-	-	-	-	-	-	-	-	-	-	-	-	-	-	-
Dec	-	-	-	-	-	-	-	-	-	-	-	-	-	-	-	-
2021 Jan	-	-	-	-	-	-	-	-	-	-	-	-	-	-	-	-
Feb	-	-	-	-	-	-	-	-	-	-	-	-	-	-	-	-
Mar	-	-	-	-	-	-	-	-	-	-	-	-	-	-	-	-

Source: Textile Commissioner's Organization, Karachi.

Contd.

* The data for the year 2018-19 includes data of 10 month (July-April).

5.2 Production of Manufacturing Items

Year / month	No. of reporting factories	Jute Textiles								
		Capacity installed		Capacity worked		Production (Tonnes)				Raw Jute consumed (Bales)
		No. of Spindles	No. of Looms	No. of Spindles	No. of Looms	Total	Hessian	Sacking	Others	
2015-16	10	24272	1138	12917	711	59890	9466	36785	13639	328197
2016-17	10	24272	1138	12917	711	59890	9466	36785	13639	328197
2017-18	10	24712	1072	14331	796	74180	9970	49458	14752	406506
2018-19	10	25208	1102	14675	791	67105	11721	43687	11697	367735
2019-20	10	25060	1102	18883	821	65041	12212	43187	9642	356425
2020 Mar	10	25060	1102	22545	930	7231	903	5356	972	39626
Apr	10	25060	1102	17190	718	5560	441	4495	624	30469
May	10	25060	1102	18353	790	3677	530	2615	532	20150
Jun	10	25060	1102	18883	821	3961	862	2468	631	21706
Jul	10	25060	1102	19748	855	4888	1421	2691	776	26786
Aug	10	25060	1102	19216	862	4307	1363	2236	708	23602
Sep	-	-	-	-	-	-	-	-	-	-
Oct	-	-	-	-	-	-	-	-	-	-
Nov	-	-	-	-	-	-	-	-	-	-
Dec	-	-	-	-	-	-	-	-	-	-
2021 Jan	-	-	-	-	-	-	-	-	-	-
Feb	-	-	-	-	-	-	-	-	-	-
Mar	-	-	-	-	-	-	-	-	-	-

Source: Pakistn Jute Mills Association

* The data for the year 2018-19 includes data of 11 month (July-May).

5.2 Production of Manufacturing Items

Year/month	Paper		Paper Board	
	No. of reporting factories	Production (Tonnes)	No. of reporting factories	Production (Tonnes)
2015-16	36	233146	21	376913
2016-17	36	263876	21	404625
2017-18	36	273898	21	457331
2018-19	36	256677	21	447286
2019-20	36	270377	21	449430
2020				
Mar	36	23314	21	41039
Apr	36	14085	21	34622
May	36	20212	21	38691
Jun	36	19183	21	36856
Jul	36	14795	21	41795
Aug	36	14003	21	40446
Sep	36	19791	21	40187
Oct	36	21170	21	44009
Nov	36	22400	21	42329
Dec	36	20674	21	41379
2021				
Jan	36	19368	21	45674
Feb	36	19901	21	38869
Mar	36	20800	21	45234

5.2 Production of Manufacturing Items

Year / month	Chemicals (Tonnes)				
	No. of reporting factories	Soda Ash (i)	Caustic Soda (i)	Sulphuric Acid (ii)	Chlorine Gas (ii)
2015-16	2	468507	225250	75139	16397
2016-17	2	479718	223855	55979	16316
2017-18	2	509753	270126	48960	16587
2018-19	2	572066	246613	49362	17528
2019-20	2	550614	320448	40311	15832
2020 Mar	2	40976	25324	2166	1202
Apr	2	31851	16676	1688	1089
May	2	42842	15553	2988	847
Jun	2	40910	17628	2958	914
Jul	2	42655	30284	4565	1180
Aug	2	43326	30241	3274	1381
Sep	2	44154	31797	6183	1576
Oct	2	49987	34803	7743	1593
Nov	2	51867	32445	4095	1598
Dec	2	53348	34342	6050	1353
2021 Jan	2	50887	29173	7721	1553
Feb	2	48236	33473	6917	1365
Mar	2	54949	35464	4202	1439

Source:- (i) Provincial Bureaus of Statistics
(ii) M/o. Industries & Production.

Contd.

5.2 Production of Manufacturing Items

Year/ month	Chemical Fertilizers (Tonnes) (i)						Paints & Varnishes Solid(ii)		Paints & Varnishes Liquid (ii)	
	No. of reporting factories	Urea	Super Phosphate	Ammonium Nitrate	Nitro Phosphate	DI.Amm. Phosphate	No. of reporting factories	Production (Tonnes)	No. of reporting factories	Production (000 Ltrs.)
2015-16	14	5846881	89461	647351	594633	787578	22	53651	20	56563
2016-17	14	5912728	81649	664656	630156	802385	22	49173	20	49282
2017-18	14	5405194	65194	518947	471352	758379	22	51930	20	42836
2018-19	14	5957920	78050	448941	443948	785145	22	52265	20	43435
2019-20	14	6159796	55806	545665	602657	737664	22	51761	20	37137
2020 Mar	14	499777	5141	57366	65684	38223	22	4641	20	3618
Apr	14	504827	4965	65481	76620	41356	22	400	20	1453
May	14	508983	4074	66048	79999	74591	22	2114	20	1892
Jun	14	468823	7610	54861	69646	72697	22	4009	20	2305
Jul	14	494980	7167	61702	68978	74982	22	6458	20	2816
Aug	14	555529	3963	67815	77544	73225	22	7437	20	3247
Sep	14	570455	9821	57041	68124	72300	22	6627	20	3309
Oct	14	597580	13339	66950	77805	75672	22	7203	20	3251
Nov	14	515195	9380	71380	78030	77136	22	7628	20	2755
Dec	14	493507	7084	71373	77983	72751	22	7423	20	2978
2021 Jan	14	455153	8242	67356	76198	16850	22	9383	20	3359
Feb	14	435998	11547	62396	71419	38271	22	6475	20	3143
Mar	14	514159	12273	56501	58166	66103	22	12214	20	3111

Source: (i) Provincial Bureau of Statistics.
(ii) M/o. Industries & Production.

Contd.

5.2 Production of Manufacturing Items

Year/Month	No. of Reporting Refineries	Petroleum Products (000 Ltrs.)											Total Petroleum Products
		Jet Fuel	Kerosene	Motor Spirit	High Speed Diesel	Diesel Oil N.O.S.	Furnace Oil	Lubricating Oil	Jute Batching Oil	Solvent-Neptha	L.P.G.	Petroleum Products N.O.S.	
2015-16	4	1080694	183786	2215729	5235662	34950	3079586	233193	1759	1242105	441358	410818	14159638
2016-17	4	1134864	161097	2517957	5466522	28770	3215366	216810	2596	1026183	501370	367459	14638994
2017-18	4	1128145.82	141600	2988436	6282558.4	38369	3477921	200204	2831	1084763	725174	507135.986	16577137.2
2018-19	4	1020557.59	139990	3084619	5664663.6	44757	3063211	219777	2421	792953.5	850156	309469	15192573.5
2019-20	4	728634.03	107794	2683505	4529186	27069	2369885	155287	2177	550604	758723	225722	12138586.7
2020 Mar	4	47937	10738	156217	221125	3020	135917	12552	184	30032	54336	15131	687189
Apr	4	19576	5681	136298	273027	344	123184	10071	282	26997	54037	13340	662837
May	4	28990	4034	313338	456685	832	184609	10998	85	11758	56072	16453	1083855
Jun	4	27936	12443	241054	373208	321	182967	8931	159	47975	59582	25256	979831
Jul	4	42603	14404	282871	492638	2004	230465	7239	188	45636	67330	18624	1204000
Aug	4	41254	10232	262794	452695	2288	211303	4733	159	30362	71488	13400	1100707
Sep	4	48618	11242	272571	451413	456	228150	10823	239	41674	63074	13885	1142145
Oct	4	48406	10455	264074	468864	1532	242373	19144	152	52144	72077	18452	1197674
Nov	4	52490	8259	283316	446293	861	244246	19282	152	35011	76411	17197	1183517
Dec	4	64001	6327	317661	497322	1656	265573	19502	144	49570	82663	20378	1324798
2021 Jan	4	51710	6038	281863	421783	1737	227608	15617	132	50455	79197	20036	1156175
Feb	4	52730	8801	258487	420452	2099	188923	15504	196	40506	68579	27858	1084136
Mar	4	63768	10255	289243	484099	678	211228	17119	366	33603	76231	28676	1215266

Source:- Oil Companies Advisory Committee.

Contd.

5.2 Production of Manufacturing Items

Year/month	Manufacture/Assembly of Automobiles (Nos.) (i)							Bicycles (ii)	
	Cars	Jeeps (4x4)	Light commercial vehicles	Trucks	Buses	Motor Cycles	Tractors	No. of reporting factories	Production (Nos.)
2015-16	179944	773	35836	5666	1070	2071123	34914	3	198966
2016-17	186936	3530	24265	7712	1118	2500650	53975	3	200218
2017-18	217774	13364	29055	9187	784	2825071	71894	3	200289
2018-19	209255	7525	24453	6035	913	2459849	49902	3	173515
2019-20	94325	3564	12068	2945	532	1821644	32608	3	141125
2020 Mar	6432	337	1075	307	32	127246	2858	3	6286
Apr	0	0	0	0	0	704	1742	3	0
May	656	13	57	0	0	63935	3560	3	1000
Jun	5041	261	1003	213	70	194058	4040	3	10515
Jul	8280	385	1312	245	49	189692	3325	3	5200
Aug	7177	512	1138	284	29	178905	3355	3	5160
Sep	12117	758	1258	240	47	218711	4578	3	5300
Oct	11601	714	1221	283	35	221655	3976	3	5400
Nov	11352	883	2028	274	73	226386	3807	3	5550
Dec	11514	855	1841	231	48	209968	4196	3	5900
2021 Jan	13826	1282	1619	181	51	205508	3611	3	6400
Feb	13130	1050	1719	283	53	203893	4351	3	6900
Mar	17442	1739	2198	488	60	223913	5454	3	7300

Source:- (i) Provincial Bureau of Statistics
(ii) M/o. Industries & Production

Contd.

5.2 Production of Manufacturing Items

Year/month	Steel Products (Tonnes) (i)					
	Coke	Pig iron	Billets	H.R. sheets/ strips/plates/ coils	C.R. sheets/ strips/plates/ coils	Galvanized sheets
2015-16	57394	1509	3183258	0	0	0
2016-17	0	0	4099000	0	0	0
2017-18	0	0	5186000	0	0	0
2018-19	0	0	3874036	0	0	0
2019-20	0	0	3164000	0	0	0
2020 Mar	0	0	281,000	0	0	0
Apr	0	0	81,000	0	0	0
May	0	0	200,000	0	0	0
Jun	0	0	282,000	0	0	0
Jul	0	0	355,000	0	0	0
Aug	0	0	350,000	0	0	0
Sep	0	0	365,000	0	0	0
Oct	0	0	383,000	0	0	0
Nov	0	0	381,000	0	0	0
Dec	0	0	440,000	0	0	0
2021 Jan	0	0	437,000	0	0	0
Feb	0	0	410,000	0	0	0
Mar	0	0	443,000	0	0	0

5.2 Production of Manufacturing Items

Year/Month	Cycle Tyres (i)		Cycle Tubes (i)		Motor tyres (i)		Motor tubes (i)		Cement (ii)		
	No. of reporting factories	Production (000 Nos.)	No. of reporting factories	Production (000 Nos.)	No. of reporting factories	Production (000 Nos.)	No. of reporting factories	Production (000 Nos.)	No. of reporting factories	Production (000 MT)	
2015-16	10	4205	10	7285	8	9735	8	24467	23	35432	
2016-17	10	3930	10	7577	8	9710	8	24635	23	37022	
2017-18	10	3753	10	7717	8	10392	8	24665	23	41148	
2018-19	10	4584	10	9907	8	10807	8	25514	23	39924	
2019-20	10	4438	10	9058	8	11128	8	24550	23	39122	
2020	Mar	10	355	10	649	8	969	8	1904	23	2996
	Apr	10	270	10	575	8	760	8	1848	23	3316
	May	10	280	10	581	8	802	8	1859	23	2219
	Jun	10	285	10	590	8	928	8	1884	23	3524
	Jul	10	294	10	598	8	982	8	1878	23	4100
	Aug	10	300	10	606	8	941	8	1881	23	3067
	Sep	10	302	10	592	8	1053	8	1893	23	4143
	Oct	10	315	10	605	8	1017	8	1918	23	5123
	Nov	10	318	10	610	8	966	8	1922	23	4009
	Dec	10	272	10	527	8	646	8	1858	23	4133
2021	Jan	10	276	10	531	8	656	8	1836	23	4281
	Feb	10	280	10	535	8	604	8	1886	23	4053
	Mar	10	284	10	540	8	670	8	1842	23	4710

Source:(i) Provincial Bureaus' of Statistics.
(ii) M/o. Industries & Production.

Contd.

5.2 Production of Manufacturing Items

Year/month	No. of Reporting Factories	Electric Bulbs (iii) Production (000 Nos.)	No. of Reporting Factories	Electric Tubes (iii) Production (000 Metres)
2015-16	7	73915	0	0
2016-17	7	72394	0	0
2017-18	7	76440	0	0
2018-19	7	63652	0	0
2019-20	7	54915	0	0
2020 Mar	7	3199	0	0
Apr	7	3343	0	0
May	7	3441	0	0
Jun	7	3437	0	0
Jul	7	5387	0	0
Aug	7	4289	0	0
Sep	7	5789	0	0
Oct	7	5689	0	0
Nov	7	4278	0	0
Dec	7	4121	0	0
2021 Jan	7	3766	0	0
Feb	7	3551	0	0
Mar	7	3377	0	0

Source: Provincial Bureaus of Statistics.

5.2 Production of Manufacturing Items

Year/Month		Sewing Machines		Electric Motors		Electric Transformers		T.V. Sets	
		No. of reporting factories	Production (Nos.)	No. of reporting factories	Production (Nos.)	No. of reporting factories	Production (Nos.)	No. of reporting factories	Production (Nos.)
2015-16		8	13465	19	7319	7	32758	9	453205
2016-17		8	18290	19	9206	7	36995	9	438869
2017-18		8	23360	19	27195	7	47100	9	400307
2018-19		8	35420	19	56838	7	31284	9	380690
2019-20		8	28562	19	37675	7	23207	9	282072
2020	Mar	8	1771	19	2256	7	1410	9	19790
	Apr	8	65	19	815	7	1299	9	6597
	May	8	147	19	625	7	1420	9	7831
	Jun	8	1727	19	3254	7	2136	9	8110
	Jul	8	1687	19	2518	7	2310	9	18990
	Aug	8	1617	19	2942	7	2405	9	18967
	Sep	8	1472	19	2900	7	2760	9	22530
	Oct	8	1703	19	3075	7	2600	9	19280
	Nov	8	1655	19	2516	7	2450	9	14059
	Dec	8	1687	19	1935	7	2296	9	14500
2021	Jan	8	1820	19	1978	7	2220	9	16500
	Feb	8	1590	19	2278	7	2230	9	17000
	Mar	8	1946	19	2363	7	2400	9	17500

Source: Provincial Bureaus of Statistics.

6. MONEY & CREDIT

6.1 Reserve Money

(Million Rupees)

Components	2015-16	2016-17	2017-18	2018-19 R	2019-20
A. Currency in Circulation	3333784	3911315	4387828	4950039	6142016
B. Cash in Tills	229331	264627	255891	343516	325508
C. Other Deposits with SBP1	18756	22692	26962	33636	41012
D. Bank Deposits	391760	669338	813949	1246239	1171103
Reserve Money (A+B+C+D)	3973631	4867972	5484630	6573429	7679639
Factor Affecting Reserve Money (RM)					
A. Net Foreign Assets	1033016	828923	12453	-1127203	-180114
B. Net Domestic Assets (1+2+3)	2940615	4039049	5472177	7700632	7859753
1. Net Govt. Sector Borrowing (i+ii)	1430400	2337124	3600435	6675650	6542481
i. Borrowings for Budgetary Support	1442243	2350109	3613406	6691870	6556991
a) Federal Government	1730308	2440624	3667619	6833275	6768318
of which deposits with SBP	-329211	-91238	-40546	-967305	-546371
b) Provincial Government	-278291	-88555	-43840	-127135	-192737
Balochistan	-18257	-1460	-5329	-19072	-39105
Khyber Pakhtunkhwa	-76020	-30245	-23945	-16983	-8321
Punjab	-96432	-38146	-5114	-70339	-81570
Sindh	-87581	-18704	-9453	-20741	-63741
c) AJK Government	955	7279	5515	-97	-5047
d) Gilgit-Baltistan	-10730	-9239	-15888	-14174	-13543
ii. Others	-11843	-12985	-12971	-16220	-14510
2. Credit to Non-Govt. Sector (i+ii+iii)	402348	491157	562297	694966	897424
i. Claims on Scheduled Banks(a+b+c+d+e)	407364	500160	569866	682889	882779
a. Agriculture Sector	51758	1217	1056	1279	1972
b. Industrial Sector	42321	79196	113524	150030	191951
c. Export Sector	204617	238383	292539	386843	528036
d. Housing Sector	0	0	0	0	0
e. Others	108668	181364	162747	144737	160820
ii. Claims on NBFIs	19228	15241	16675	36321	38889
iii. PSEs Special A/c Debt Repayment with SBP/PSPC*	-24244	-24244	-24244	-24244	-24244
3. Other Items (Net)	1107867	1210768	1309445	330016	419848
Reserve Money (RM) (A+B)	3973631	4867972	5484630	6573429	7679639

P Provisional

Note: 1. Excluding IMF A/c Nos. 1&2, SAF loan account, counterpart funds, deposits of foreign central banks, foreign govts. International organizations and deposit money banks.

i. Data is based on weekly returns. The quarterly data covers the period up to the last working day of the month and others months data up to the last working day of last week.

ii. Data from 30 June 2013 onward is revised on account of reclassification of SBP accounts.

6.1 Reserve Money

(Million Rupees)

Components	2020			
	May,	Jun.,	Jul.,	Aug.(R)
A. Currency in Circulation	6371862	6142016	6432112	6215525
B. Cash in Tills	382341	325508	355246	345019
C. Other Deposits with SBP1	38095	41012	39667	56287
D. Bank Deposits	821932	1171103	922263	1049799
Reserve Money (A+B+C+D)	7614230	7679639	7749289	7666629
Factor Affecting Reserve Money (RM)				
A. Net Foreign Assets	-483204	-180114	13229	15430
B. Net Domestic Assets (1+2+3)	8097433	7859753	7736060	7651199
1. Net Govt. Sector Borrowing (i+ii)	6374529	6542481	6085114	6081225
i. Borrowings for Budgetary Support	6390482	6556991	6099778	6096334
a) Federal Government	6764664	6768318	6353078	6340370
of which deposits with SBP	-1189040	-546371	-673296	-716187
b) Provincial Government	-333568	-192737	-222838	-213247
Balochistan	-77110	-39105	-46804	-45890
Khyber Pakhtunkhwa	-44380	-8321	-9118	-10467
Punjab	-152502	-81570	-110340	-101120
Sindh	-59576	-63741	-56576	-55770
c) AJK Government	-19451	-5047	-14185	-14574
d) Gilgit-Baltistan	-21163	-13543	-16278	-16216
ii. Others	-15953	-14510	-14664	-15109
2. Credit to Non-Govt. Sector (i+ii+iii)	869015	897424	947080	880857
i. Claims on Scheduled Banks(a+b+c+d+e)	854793	882779	932109	861513
a. Agriculture Sector	1880	1972	2046	2062
b. Industrial Sector	188603	191951	196066	232501
c. Export Sector	533635	528036	538433	414675
d. Housing Sector	-	-	-	-
e. Others	130675	160820	195563	212275
ii. Claims on NBFIs	38466	38889	39215	43588
iii. PSEs Special A/c Debt Repayment	-24244	-24244	-24244	-24244
with SBP/PSPC*				
3. Other Items (Net)	853889	419848	703866	689117
Reserve Money (RM) (A+B)	7614230	7679639	7749289	7666629

Contd.

6.1 Reserve Money

Components	(Million Rupees)				
	2020				2021
	Sep.(R)	Oct.(R)	Nov.(P)	Dec.(P)	Jan.,
A. Currency in Circulation	6101578	6123673	6202236	6206488	6363765
B. Cash in Tills	329740	332429	337495	346318	323031
C. Other Deposits with SBP1	52783	53681	53427	57670	55971
D. Bank Deposits	1046698	1134430	943029	1081088	1014132
Reserve Money (A+B+C+D)	7530800	7644213	7536188	7691564	7756899
Factor Affecting Reserve Money (RM)					
A. Net Foreign Assets	-48482	-53500	79510	164156	171176
B. Net Domestic Assets (1+2+3)	7579281	7697712	7456679	7527408	7585723
1. Net Govt. Sector Borrowing (i+ii)	6241641	6329828	6030574	5939467	5916538
i. Borrowings for Budgetary Support	6256863	6343240	6043817	5952896	5928361
a) Federal Government	6533926	6703738	6355285	6395706	6432040
of which deposits with SBP	-577503	-448935	-844285	-616694	-590426
b) Provincial Government	-242455	-322685	-274193	-405760	-462844
Balochistan	-62412	-67708	-63911	-77684	-78762
Khyber Pakhtunkhwa	-25677	-35595	-23365	-31614	-38462
Punjab	-115027	-163407	-130619	-213045	-263353
Sindh	-39339	-55975	-56298	-83418	-82267
c) AJK Government	-13416	-17927	-16488	-17655	-20572
d) Gilgit-Baltistan	-21192	-19886	-20788	-19395	-20263
ii. Others	-15222	-13412	-13243	-13429	-11822
2. Credit to Non-Govt. Sector (i+ii+iii)	1027757	1135328	1184437	1216811	1213720
i. Claims on Scheduled Banks(a+b+c+d+e)	1006975	1113941	1162751	1194113	1190323
a. Agriculture Sector	2053	2205	2266	2621	2926
b. Industrial Sector	248935	262476	270003	281961	294911
c. Export Sector	496520	533266	557626	572644	567954
d. Housing Sector	-	-	-	-	-
e. Others	259467	315994	332856	336887	324532
ii. Claims on NBFIs	45026	45631	45930	46942	47641
iii. PSEs Special A/c Debt Repayment with SBP/PSPC*	-24244	-24244	-24244	-24244	-24244
3. Other Items (Net)	309883	232556	241668	371129	455465
Reserve Money (RM) (A+B)	7530800	7644213	7536188	7691564	7756899

Contd.

6.1 Reserve Money

(Million Rupees)

Components	2021			
	Feb.,	Mar.,	Apr.,	May,
A. Currency in Circulation	6468286	6541090	6814968	6943025
B. Cash in Tills	339338	329679	377516	450784
C. Other Deposits with SBP1	57347	56624	61403	62723
D. Bank Deposits	1002304	1008795	976716	928385
Reserve Money (A+B+C+D)	7867275	7936187	8230604	8384917
Factor Affecting Reserve Money (RM)				
A. Net Foreign Assets	174185	300435	600834	669602
B. Net Domestic Assets (1+2+3)	7693090	7635752	7629770	7715315
1. Net Govt. Sector Borrowing (i+ii)	5905742	5280028	5365823	4684794
i. Borrowings for Budgetary Support	5917624	5288072	5374451	4696496
a) Federal Government	6483040	5860089	5945105	5193897
of which deposits with SBP	-563165	-1240886	-905028	-1706875
b) Provincial Government	-516510	-522172	-516505	-445057
Balochistan	-85229	-78257	-74266	-63930
Khyber Pakhtunkhwa	-43493	-44570	-38572	-24602
Punjab	-283730	-306109	-308585	-289581
Sindh	-104059	-93236	-95082	-66945
c) AJK Government	-29240	-26584	-25725	-29538
d) Gilgit-Baltistan	-19666	-23262	-28424	-22805
ii. Others	-11882	-8044	-8628	-11702
2. Credit to Non-Govt. Sector (i+ii+iii)	1210186	1223724	1228203	1250538
i. Claims on Scheduled Banks(a+b+c+d+e)	1185662	1198631	1202346	1224553
a. Agriculture Sector	3077	3298	3253	3749
b. Industrial Sector	311544	332965	348234	366764
c. Export Sector	548149	564735	579642	585482
d. Housing Sector	-	-	-	-
e. Others	322892	297633	271217	268558
ii. Claims on NBFIs	48768	49337	50101	50229
iii. PSEs Special A/c Debt Repayment	-24244	-24244	-24244	-24244
with SBP/PSPC*				
3. Other Items (Net)	577161	1132001	1035744	1779982
Reserve Money (RM) (A+B)	7867275	7936187	8230604	8384917

P Provisional

Note: 1. Excluding IMF A/c Nos. 1&2, SAF loan account, counterpart funds, deposits of foreign central banks, foreign govts. International organizations and deposit money banks.

i. Data is based on weekly returns. The quarterly data covers the period up to the last working day of the month and others months data up to the last working day of last week.

ii. Compilation of M I Based on weekly data has been discontinued and being compiled on monthly basis given in Table 2.1. The comparison of weekly and monthly compilation methodologies is available link, <http://www.sbp.org.pk/ecodata.asp>.

iii. Data from 30 June 2013 onward is revised on account of reclassification of SBP accounts.

* Includes investment of Rs. 100,149 million in Pakistan Security Printing Corporation (PSPC).

7. PRICE

7.1 Price Indices (General) with Percentage Change

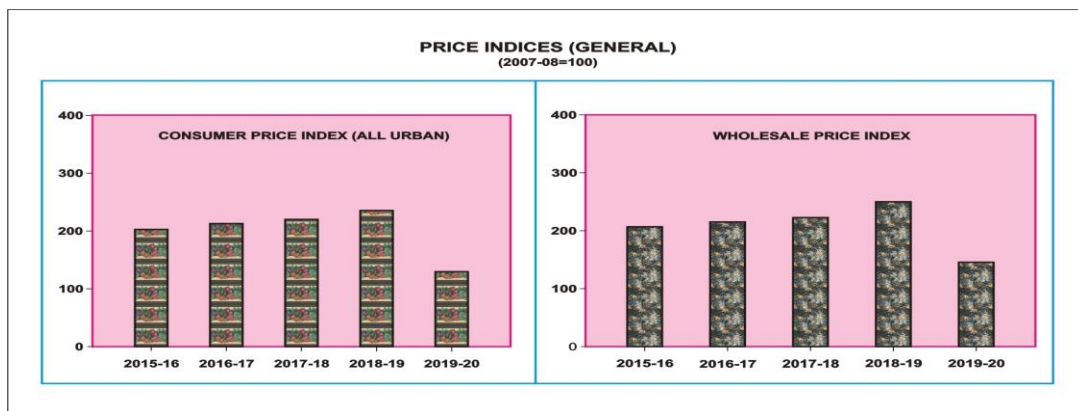
	Consumer price index (National)		Consumer price index (all urban)		Consumer price index (all rural)		Wholesale Price Index	
	index	Annual/monthly rate of change (%)	index	Annual/monthly rate of change (%)	index	Annual/monthly rate of change (%)	index	Annual/monthly rate of change (%)

(2007-08 = 100)

2015-16	203.82	2.86	-	-	-	-	207.65	-1.05
2016-17	212.29	4.16	-	-	-	-	216.02	4.03
2017-18	220.62	3.92	-	-	-	-	223.52	3.47
2018-19	236.81	7.34	-	-	-	-	250.28	11.97
2019-20	129.76	10.74	129.99	10.17	129.43	11.63	140.63	10.24

(2015-16 = 100)

2020	May	131.01	0.32	130.99	0.30	131.03	0.34	136.23	-2.08
	Jun	132.08	0.82	131.89	0.69	132.36	1.02	135.80	-0.32
	Jul	135.38	2.50	134.73	2.15	136.36	3.02	143.14	5.41
	Aug	136.23	0.63	135.82	0.81	136.84	0.35	144.96	1.27
	Sep	138.32	1.54	137.53	1.26	139.51	1.95	146.48	1.05
	Oct	140.67	1.70	139.27	1.27	142.79	2.35	150.70	2.88
	Nov	141.83	0.82	140.16	0.64	144.34	1.09	149.28	-0.94
	Dec	140.86	-0.68	139.67	-0.35	142.65	-1.17	149.79	0.34
2021	Jan	140.56	-0.21	139.45	-0.16	142.23	-0.29	153.53	2.50
	Feb	143.09	1.80	142.61	2.27	143.82	1.12	156.90	2.20
	Mar	143.61	0.36	142.99	0.27	144.55	0.51	162.73	3.72
	Apr	145.09	1.03	144.91	1.34	145.37	0.57	162.15	-0.36
	May	145.24	0.10	145.19	0.19	145.32	-0.03	162.64	0.30



7.2 Combined Sensitive Price Indicator (SPI) by Quantile

Year/Month	Quantile					
	Q.1	Q.2	Q.3	Q.4	Q.5	Combined

(2007-08=100)

2015 - 16	207.35	214.44	215.92	219.76	216.77	216.09
2016 - 17	210.59	218.51	219.34	224.11	221.13	220.12
2017 - 18	212.44	220.56	222.20	226.97	225.03	223.58
2018 - 19	223.35	232.51	234.35	245.59	249.87	240.94
2019 - 20	131.85	127.17	129.28	126.47	129.52	128.49

(2015-16 = 100)

2020	May	133.72	128.32	130.44	127.31	128.66	127.76
	Jun	135.55	129.94	131.84	128.40	128.82	128.46
	Jul	139.66	134.23	136.22	133.07	134.34	133.50
	Aug	140.95	135.55	137.28	133.98	135.27	134.57
	Sep	143.90	138.63	139.94	136.36	137.43	137.04
	Oct	148.20	142.66	143.81	140.08	140.58	140.50
	Nov	150.37	144.64	145.88	142.26	142.69	142.56
2021	Dec	146.29	141.37	143.13	139.99	141.48	140.68
	Jan	145.09	140.35	142.24	139.14	141.10	140.08
	Feb	149.65	144.23	145.58	142.21	144.22	143.57
	Mar	158.18	148.37	149.15	145.49	147.39	147.39
	Apr	158.83	148.76	149.95	146.45	148.11	148.02
	May	160.09	150.06	151.47	148.11	149.36	149.36

7.3.1 Combined Urban Consumer Price Index Numbers by Commodity Groups

Year/ month	General	Food & Non - Alcoholic Beverages	Alcoholic Beverages Tobacco	Clothing & Footwear	Housing water, Elec,Gas Fuels	H.hold Equip & Repair, Maintai- nance	Health
-------------	---------	----------------------------------------	-----------------------------------	------------------------	----------------------------------	---------------------------------------------	--------

(2007-08=100)

2015-16		203.82	219.42	329.25	224.18	183.90	217.38	182.69
2016-17		212.29	226.59	368.88	233.36	192.91	223.90	201.82
2017-18		220.62	232.95	310.09	244.45	202.50	233.06	218.13
2018-19		236.81	242.62	345.33	260.88	221.07	251.44	235.29
2019-20		263.15	275.72	434.10	286.85	241.78	278.04	256.81
2020	May	130.99	131.55	145.03	131.67	130.22	128.80	139.92
	Jun	131.89	134.23	145.10	132.50	130.09	129.35	140.28
	Jul	134.73	138.89	148.36	132.97	131.76	130.01	141.55
	Aug	135.82	137.90	149.80	133.20	134.06	130.64	142.89
	Sep	137.53	142.73	150.34	133.75	134.02	131.57	144.31
	Oct	137.53	142.73	150.34	133.75	134.02	131.57	144.31
	Nov	140.16	149.77	152.13	136.62	134.09	133.72	145.98
	Dec	140.16	149.77	152.13	136.62	134.09	133.72	145.98
2021	Jan	139.45	141.87	152.14	137.97	137.52	134.95	148.06
	Feb	142.61	143.95	152.48	143.58	143.34	137.06	150.26
	Mar	142.99	146.51	153.44	144.65	141.07	138.33	151.94
	Apr	144.91	151.24	153.57	146.21	142.12	139.46	152.72
	May	145.19	152.94	153.81	146.36	140.52	140.17	153.41

Year/ month	Transport	Communi- cation	Recreation & Culture	Education	Restau & Hotels	Miscellne-ous goods & services
-------------	-----------	--------------------	----------------------------	-----------	-----------------	-----------------------------------

2015-16	174.25	130.56	194.20	213.02	256.79	228.22	
2016-17	172.93	131.79	196.31	235.65	269.92	240.23	
2017-18	182.18	133.26	200.24	264.79	285.88	254.99	
2018-19	211.50	141.29	215.90	289.97	302.04	276.48	
2019-20	232.44	145.91	229.52	306.05	331.93	311.91	
2020	May	124.89	108.22	118.12	144.98	129.80	137.02
	Jun	123.36	108.22	118.29	144.98	130.52	138.14
	Jul	134.88	108.22	118.86	144.98	130.92	140.40
	Aug	139.08	108.22	119.36	145.07	133.37	145.22
	Sep	140.06	108.23	120.03	145.49	134.14	144.68
	Oct	140.06	108.23	120.03	145.49	134.14	144.68
	Nov	137.20	108.74	120.84	146.16	136.53	145.64
	Dec	137.20	108.74	120.84	146.16	136.53	145.64
2021	Jan	142.26	108.87	121.14	146.25	138.39	147.67
	Feb	145.36	108.95	121.56	146.26	139.00	150.08
	Mar	144.34	108.95	121.89	146.26	140.53	149.64
	Apr	142.56	110.33	121.91	146.71	140.81	150.56
	May	142.67	110.33	122.15	146.71	141.66	151.81

7.3.2 Combined Rural Price Index Numbers by Commodity Groups

Year/ Month	General	Food and non-alcoholic Beverages	Alcoholic Beverages, Tobacco	Clothing and footwear	Housing, water, Elec., Gas and other fuels	Furnishing and household equipment maintenance	Health
-------------	---------	----------------------------------	------------------------------	-----------------------	--------------------------------------------	------------------------------------------------	--------

(2015-16 = 100)

2020	May	131.03	132.78	130.21	138.30	125.12	128.66	140.80	
	Jun	132.36	135.66	130.65	139.64	124.75	129.30	141.06	
	Jul	136.36	141.49	132.15	141.36	126.58	131.08	142.62	
	Aug	136.84	139.97	133.51	141.86	128.98	132.25	143.24	
	Sep	139.51	145.72	134.39	142.32	128.93	134.49	144.60	
	Oct	142.79	152.60	134.65	143.15	129.57	135.45	145.21	
	Nov	144.34	155.84	134.63	144.38	129.97	135.98	146.71	
	Dec	142.65	149.78	135.11	145.70	132.24	136.86	148.04	
	2021	Jan	142.23	145.94	135.33	147.45	135.50	137.36	149.99
		Feb	143.82	146.10	135.46	147.93	141.76	138.88	151.36
		Mar	144.55	148.60	135.45	149.87	139.19	140.50	151.76
		Apr	145.37	150.10	134.91	151.38	139.18	141.78	152.51
May		145.32	150.35	135.11	152.15	137.22	142.57	152.66	

Year/ Month	Transport	Communication	Recreation and culture	Education	Restaurants and hotels	Misc. goods and services
-------------	-----------	---------------	------------------------	-----------	------------------------	--------------------------

(2015-16 = 100)

2020	May	123.25	104.72	123.12	133.48	133.51	137.35	
	Jun	122.26	104.72	123.14	133.48	134.15	138.54	
	Jul	134.53	104.72	125.09	133.48	135.62	141.98	
	Aug	138.18	104.76	125.26	133.48	136.41	147.38	
	Sep	137.96	104.84	126.67	134.08	137.74	148.03	
	Oct	138.56	104.91	128.38	135.26	138.95	148.83	
	Nov	135.81	105.08	128.75	135.26	140.37	149.40	
	Dec	137.44	105.08	129.72	135.26	141.09	149.28	
	2021	Jan	140.17	105.08	130.62	135.37	141.96	150.73
		Feb	142.24	105.08	130.73	135.46	142.46	152.02
		Mar	141.43	105.11	131.05	135.46	142.56	150.92
		Apr	139.78	105.56	131.36	137.36	142.88	151.22
May		139.88	105.56	132.34	137.36	143.66	151.91	

7.4.1 Annexure A:CPI (Urban) Index Numbers by Commodity Groups & Commodities (2015-16=100)

Item and Specification	Weight	Index Numbers			% Change in May., 2021 over			
		May., 2021	Apr., 2021	May., 2020	Apr., 2021	May., 2020		
<u>General</u>	100.00	145.19	144.91	130.99	+	0.19	+	10.84
<u>Food and non-alcoholic Beverages</u>	30.42	152.94	151.24	131.55	+	1.12	+	16.26
1 Wheat	0.61	151.98	153.76	117.00	-	1.16	+	29.90
2 Wheat flour	3.01	149.63	136.34	116.41	+	9.75	+	28.54
3 Wheat products	0.09	159.69	159.55	124.64	+	0.09	+	28.12
4 Besan	0.08	125.41	126.22	127.86	-	0.64	-	1.92
5 Rice	1.18	144.34	142.32	133.45	+	1.42	+	8.16
6 Bakery and confectionary	0.48	147.58	145.53	126.34	+	1.41	+	16.81
7 Nimco	0.12	142.81	142.55	125.49	+	0.18	+	13.80
8 Meat	2.04	167.61	160.11	146.83	+	4.68	+	14.15
9 Chicken	1.36	216.74	185.45	135.83	+	16.87	+	59.57
10 Fish	0.39	115.33	115.17	114.13	+	0.14	+	1.05
11 Milk fresh	7.11	140.61	140.16	121.83	+	0.32	+	15.41
12 Milk products	0.64	144.80	143.87	124.94	+	0.65	+	15.90
13 Milk powder	0.31	138.07	136.98	129.91	+	0.80	+	6.28
14 Eggs	0.51	168.95	191.07	109.03	-	11.58	+	54.96
15 Butter	0.09	193.07	191.73	170.16	+	0.70	+	13.46
16 Mustard oil	0.01	164.33	156.28	125.68	+	5.15	+	30.75
17 Cooking oil	1.10	174.63	174.51	144.78	+	0.07	+	20.62
18 Vegetable ghee	1.03	182.53	182.31	149.49	+	0.12	+	22.10
19 Dry fruits	0.33	139.93	141.82	129.72	-	1.33	+	7.87
20 Fresh fruits	1.44	176.39	159.57	168.95	+	10.54	+	4.40
21 Pulse masoor	0.16	106.31	107.51	114.42	-	1.12	-	7.09
22 Pulse moong	0.17	146.01	147.89	176.38	-	1.27	-	17.22
23 Pulse mash	0.12	112.46	114.02	107.89	-	1.37	+	4.24
24 Pulse gram	0.17	124.31	125.99	125.84	-	1.33	-	1.22
25 Gram whohe	0.09	129.71	129.68	129.92	+	0.02	-	0.16
26 Beans	0.04	159.79	160.06	144.87	-	0.17	+	10.30
27 Potatoes	0.45	191.01	189.67	226.28	+	0.71	-	15.59
28 Onions	0.59	69.22	79.70	101.08	-	13.15	-	31.52
29 Tomatoes	0.35	65.82	123.36	62.71	-	46.64	+	4.96
30 Fresh vegetables	1.53	125.32	154.42	111.37	-	18.84	+	12.53
31 Sugar	1.11	159.39	155.40	131.06	+	2.57	+	21.62
32 Gur	0.04	147.35	144.48	140.83	+	1.99	+	4.63
33 Honey	0.10	131.29	131.22	118.89	+	0.05	+	10.43
34 Sweetmeat	0.35	152.82	150.50	139.49	+	1.54	+	9.56
35 Ice cream	0.10	142.53	137.47	126.61	+	3.68	+	12.57
36 Condiments and Spices	1.33	210.85	211.18	166.40	-	0.16	+	26.71
37 Dessert preparation	0.04	131.78	131.74	124.02	+	0.03	+	6.26
38 Tea	0.84	140.84	140.83	140.74	+	0.01	+	0.07
39 Beverages	0.89	131.05	130.93	126.47	+	0.09	+	3.62
<u>Alcoholic Beverages, Tobacco</u>	0.85	153.81	153.57	145.03	+	0.16	+	6.05
40 Cigarettes	0.72	141.09	141.06	135.09	+	0.02	+	4.44
41 Pan prepared	0.14	220.20	218.90	196.90	+	0.59	+	11.83
<u>Clothing and footwear</u>	8.01	146.36	146.21	131.67	+	0.10	+	11.16
42 Cotton cloth	2.22	150.21	150.16	134.03	+	0.03	+	12.07
43 Woolen cloth	0.84	141.18	141.06	126.22	+	0.09	+	11.85
44 Readymade garments	1.32	138.92	138.91	130.20	+	0.01	+	6.70
45 Woolen readymade garments	0.43	142.21	142.21	126.88	+	0.00	+	12.08
46 Tailoring	1.07	150.71	149.88	140.36	+	0.55	+	7.37
47 Hosiry	0.41	143.63	143.52	127.61	+	0.08	+	12.55
48 Dopatta	0.17	129.91	129.91	124.09	+	0.00	+	4.69

Contd.

7.4.1 Annexure A:CPI (Urban) Index Numbers by Commodity Groups & Commodities (2015-16=100)

Item and Specification	Weight	Index Numbers			% Change in May., 2021 over			
		May., 2021	Apr., 2021	May., 2020	Apr., 2021	May., 2020		
49 Cleaning and laundering	0.07	148.23	147.95	130.66	+	0.19	+	13.45
50 Footware	1.48	150.75	150.72	129.66	+	0.02	+	16.27
<u>Housing, water, Elec., Gas and other fuels</u>	27.03	140.52	142.12	130.22	-	1.13	+	7.91
51 House rent	19.26	138.09	138.09	130.02	+	0.00	+	6.21
52 Construction input items	0.38	153.18	153.04	143.58	+	0.09	+	6.69
53 Construction wage rates	0.20	155.01	154.99	148.80	+	0.01	+	4.17
54 Water supply	0.53	158.39	158.19	143.78	+	0.13	+	10.16
55 Garbage collection	0.11	173.90	173.90	156.98	+	0.00	+	10.78
56 Electricity charges	4.56	131.62	139.44	108.04	-	5.61	+	21.83
57 Gas charges	1.08	216.94	216.94	216.94	+	0.00	+	0.00
58 Liquified Hydrocarbons	0.51	125.78	140.88	128.31	-	10.72	-	1.97
59 Solid Fuel	0.42	120.56	120.94	114.43	-	0.31	+	5.36
<u>Furnishing and household equipment maintenance</u>	4.09	140.17	139.46	128.80	+	0.51	+	8.83
60 Furniture and furnishing	0.48	141.22	140.98	129.15	+	0.17	+	9.35
61 Carpets	0.03	113.24	113.21	111.16	+	0.03	+	1.87
62 Household textiles	0.34	135.27	134.76	125.82	+	0.38	+	7.51
63 Household equipments	1.00	141.72	140.94	128.00	+	0.55	+	10.72
64 Plastic products	0.05	122.61	122.42	116.84	+	0.16	+	4.94
65 Major tools & equipments	0.01	138.51	138.44	120.39	+	0.05	+	15.05
66 Washing soap/detergents/match box	1.41	144.18	142.88	129.65	+	0.91	+	11.21
67 Household servant	0.77	134.66	134.66	131.02	+	0.00	+	2.78
<u>Health</u>	2.31	153.41	152.72	139.92	+	0.45	+	9.64
68 Drugs and medicines	1.07	154.25	153.01	139.26	+	0.81	+	10.76
69 Therapeutic Appliances and Equipme	0.01	116.60	116.60	107.20	+	0.00	+	8.77
70 Doctor (MBBS) clinic fee	0.40	190.81	190.39	169.68	+	0.22	+	12.45
71 Dental services	0.02	128.73	128.73	118.61	+	0.00	+	8.53
72 Medical tests	0.24	134.08	133.70	124.35	+	0.28	+	7.82
73 Hospitals services	0.57	134.49	134.49	127.49	+	0.00	+	5.49
<u>Transport</u>	6.14	142.67	142.56	124.89	+	0.08	+	14.24
74 Motor vehicles	0.81	154.41	154.08	146.86	+	0.21	+	5.14
75 Motor vehicle accessories	0.19	141.66	140.14	130.09	+	1.08	+	8.89
76 Motor fuel	2.91	150.42	151.13	119.92	-	0.47	+	25.43
77 Mechanical services	0.43	137.66	137.20	130.66	+	0.34	+	5.36
78 Motor vehicle tax	0.05	126.72	126.72	126.72	+	0.00	+	0.00
79 Transport services	1.75	126.12	124.98	120.93	+	0.91	+	4.29
<u>Communication</u>	2.35	110.33	110.33	108.22	+	0.00	+	1.95
80 Postal services	0.02	162.27	162.27	147.05	+	0.00	+	10.35
81 Communication apparatus	0.45	119.49	119.49	118.74	+	0.00	+	0.63
82 Communication Services	1.88	107.61	107.61	105.30	+	0.00	+	2.19
<u>Recreation and culture</u>	1.73	122.15	121.91	118.12	+	0.20	+	3.41
83 Recreation and culture	0.65	113.75	113.50	110.31	+	0.22	+	3.12
84 Text books	0.67	121.19	120.80	117.25	+	0.32	+	3.36
85 Newspapers	0.07	151.55	151.55	151.55	+	0.00	+	0.00
86 stationery	0.35	133.70	133.69	127.51	+	0.01	+	4.85
<u>Education</u>	4.88	146.71	146.71	144.98	+	0.00	+	1.19
87 Education	4.88	146.71	146.71	144.98	+	0.00	+	1.19
<u>Restaurants and hotels</u>	7.41	141.66	140.81	129.80	+	0.60	+	9.14
88 Readymade food	5.52	143.50	142.38	129.07	+	0.79	+	11.18
89 Marriage Hall Charges	1.75	137.97	137.94	133.41	+	0.02	+	3.42
90 Accommodation Services	0.13	113.20	113.20	112.40	+	0.00	+	0.71
<u>Misc. goods and services</u>	4.77	151.81	150.56	137.02	+	0.83	+	10.79
91 Personal Grooming Services	0.80	138.14	137.97	126.43	+	0.12	+	9.26
92 Electrical Appliances for Personal	0.05	118.48	118.48	116.78	+	0.00	+	1.46
93 Appliances/Articles/Products for P	2.98	142.85	141.97	127.73	+	0.62	+	11.84
94 Personal Effects n.e.c.	0.94	193.32	189.90	176.28	+	1.80	+	9.67

**7.4.2 Annexure A:CPI (Rural) Index Numbers by Commodity Groups & Commodities
(2015-16=100)**

Item and Specification	Weight	Index Numbers			% Change in May., 2021 over			
		May., 2021	Apr., 2021	May., 2020	Apr., 2021	May., 2020		
<u>General</u>	100.00	145.32	145.37	131.03	-	0.03	+	10.91
<u>Food and non-alcoholic Beverages</u>	40.87	150.35	150.10	132.78	+	0.17	+	13.23
1 Wheat	3.47	147.75	155.87	115.74	-	5.21	+	27.66
2 Wheat Flour	3.43	148.79	142.91	118.07	+	4.11	+	26.02
3 Wheat Products	0.11	148.35	148.18	125.37	+	0.11	+	18.33
4 Besan	0.07	127.99	127.26	130.61	+	0.57	-	2.01
5 Rice	1.55	186.09	185.87	166.26	+	0.12	+	11.93
6 Bakery and Confectionary	0.37	143.64	143.24	127.22	+	0.28	+	12.91
7 Nimco	0.08	131.13	130.55	118.14	+	0.44	+	11.00
8 Meat	1.71	170.06	160.55	146.19	+	5.92	+	16.33
9 Chicken	1.46	224.65	183.30	139.74	+	22.56	+	<u>60.76</u>
10 Fish	0.26	125.47	125.61	124.58	-	0.11	+	0.71
11 Milk fresh	10.38	133.40	132.96	122.13	+	0.33	+	9.23
12 Milk products	0.96	132.31	131.91	123.49	+	0.30	+	7.14
13 Milk powder	0.11	128.28	128.02	123.86	+	0.20	+	3.57
14 Eggs	0.57	164.52	186.33	109.88	-	11.71	+	49.73
15 Butter	0.33	145.69	145.69	127.66	+	0.00	+	14.12
16 Mustard oil	0.01	165.37	160.13	128.20	+	3.27	+	28.99
17 Cooking oil	0.60	194.74	188.29	150.99	+	3.43	+	28.98
18 Vegetable ghee	2.38	199.78	194.31	159.38	+	2.82	+	25.35
19 Dry fruits	0.25	155.92	156.00	138.56	-	0.05	+	12.53
20 Fresh fruits	1.45	168.04	156.81	177.09	+	7.16	-	5.11
21 Pulse Masoor	0.21	112.10	112.81	117.70	-	0.63	-	4.76
22 Pulse Moong	0.25	154.72	155.79	190.51	-	0.69	-	18.79
23 Pulse Mash	0.15	111.60	111.20	105.59	+	0.36	+	5.69
24 Pulse Gram	0.28	125.90	126.55	127.52	-	0.51	-	1.27
25 Gram Whole	0.11	126.66	124.55	124.51	+	1.69	+	1.73
26 Beans	0.09	168.39	168.06	162.13	+	0.20	+	3.86
27 Potatoes	0.74	207.18	188.13	236.64	+	10.13	-	12.45
28 Onions	0.90	64.40	70.83	98.12	-	9.08	-	34.37
29 Tomatoes	0.51	57.66	107.54	52.54	-	46.38	+	9.74
30 Fresh Vegetables	2.09	105.43	144.47	106.69	-	27.02	-	1.18
31 Sugar	2.03	159.69	153.44	131.25	+	4.07	+	21.67
32 Gur	0.15	146.81	139.40	137.28	+	5.32	+	6.94
33 Honey	0.03	135.70	135.28	122.76	+	0.31	+	10.54
34 Sweetmeat	0.40	138.89	135.33	126.60	+	2.63	+	9.71
35 Ice Cream	0.06	140.13	136.78	126.39	+	2.45	+	10.87
36 Condiments and Spices	1.49	187.17	188.48	180.00	-	0.70	+	3.98
37 Dessert Preparation	0.01	132.10	130.73	118.49	+	1.05	+	11.49
38 Tea	1.26	138.10	138.10	137.87	+	0.00	+	0.17
39 Beverages	0.55	132.90	132.43	126.34	+	0.35	+	5.19
<u>Alcoholic Beverages, Tobacco</u>	1.28	135.11	134.91	130.21	+	0.15	+	3.76
40 Cigarettes	1.24	133.73	133.57	129.28	+	0.12	+	3.44
41 Pan Prepared	0.04	175.70	174.12	157.44	+	0.91	+	11.60
<u>Clothing and footwear</u>	9.48	152.15	151.38	138.30	+	0.51	+	10.01
42 Cotton Cloth	2.84	168.18	167.37	149.52	+	0.48	+	12.48
43 Woolen Cloth	1.10	143.17	142.29	126.35	+	0.62	+	13.31
44 Readymade Garments	1.13	143.13	141.92	133.73	+	0.85	+	7.03
45 Woolen Readymade Garments	0.54	143.31	143.31	130.27	+	0.00	+	10.01
46 Tailoring	1.30	150.56	149.80	137.50	+	0.51	+	9.50
47 Hosiry	0.43	182.11	181.29	157.62	+	0.45	+	15.54

Contd.

**7.4.2 Annexure A:CPI (Rural) Index Numbers by Commodity Groups & Commodities
(2015-16=100)**

Item and Specification	Weight	Index Numbers			% Change in May., 2021 over			
		May., 2021	Apr., 2021	May., 2020	Apr., 2021	May., 2020		
48 Dopatta	0.21	139.40	138.50	131.99	+	0.65	+	5.61
49 Cleaning and Laundering	0.02	141.72	141.72	130.42	+	0.00	+	8.66
50 Footware	1.92	137.18	136.59	130.41	+	0.43	+	5.19
<u>Housing, water, Elec., Gas and other fuels</u>	18.49	137.22	139.18	125.12	-	1.41	+	9.67
51 House Rent	8.61	138.56	138.56	130.00	+	0.00	+	6.58
52 Construction Input Items	0.63	129.70	129.96	121.22	-	0.20	+	7.00
53 Construction Wage Rates	0.25	156.63	156.58	149.47	+	0.03	+	4.79
54 Water Supply	0.06	216.56	216.56	158.09	+	0.00	+	36.99
55 Garbage Collection	0.01	150.24	144.90	138.15	+	3.69	+	8.75
56 Electricity Charges	3.44	131.62	139.44	108.04	-	5.61	+	21.83
57 Liquified Hydrocarbons	1.00	121.63	130.12	116.57	-	6.52	+	4.34
58 Solid Fuel	4.48	141.24	141.39	129.46	-	0.11	+	9.10
<u>Furnishing and household equipment maintenance</u>	4.10	142.57	141.78	128.66	+	0.56	+	10.81
59 Furniture and Furnishing	0.58	142.28	142.28	131.41	+	0.00	+	8.27
60 Household Textiles	0.44	133.67	133.67	127.57	+	0.00	+	4.78
61 Household Equipments	1.28	150.52	149.40	133.06	+	0.75	+	13.12
62 Plastic Products	0.08	156.93	155.81	138.02	+	0.72	+	13.70
63 Major Tools and Equipments	0.03	127.16	125.07	115.93	+	1.67	+	9.69
64 Washing Soaps, Detergents and Match Box	1.70	138.63	137.65	124.52	+	0.71	+	11.33
<u>Health</u>	3.51	152.66	152.51	140.80	+	0.10	+	8.42
65 Drugs and Medicines	1.58	153.89	153.55	142.02	+	0.22	+	8.36
66 Doctor Clinic Fee	0.51	187.44	187.44	161.02	+	0.00	+	16.41
67 Dental Services	0.02	132.61	132.61	122.97	+	0.00	+	7.84
68 Medical Tests	0.40	153.97	153.97	143.22	+	0.00	+	7.51
69 Hospitals Services	1.01	132.88	132.88	127.98	+	0.00	+	3.83
<u>Transport</u>	5.56	139.88	139.78	123.25	+	0.07	+	13.49
70 Motor Vehicles	0.73	134.28	133.02	127.10	+	0.95	+	5.65
71 Motor Vehicles Accessories	0.16	140.39	139.68	135.49	+	0.51	+	3.62
72 Motor Fuels	2.49	148.39	149.32	116.87	-	0.62	+	26.97
73 Mechanical Services	0.36	156.82	155.26	153.45	+	1.00	+	2.20
74 Motor Vehicle Tax	0.02	127.98	127.98	127.98	+	0.00	+	0.00
75 Transport Services	1.80	126.97	126.27	123.29	+	0.55	+	2.98
<u>Communication</u>	1.99	105.56	105.56	104.72	+	0.00	+	0.80
76 Postal Services	0.01	149.43	149.43	149.43	+	0.00	+	0.00
77 Communication Apparatus	0.34	120.50	120.50	118.95	+	0.00	+	1.30
78 Communication Services	1.65	102.33	102.33	101.63	+	0.00	+	0.69
<u>Recreation and culture</u>	1.38	132.34	131.36	123.12	+	0.75	+	7.49
79 Recreation and Culture	0.48	134.87	133.93	128.38	+	0.70	+	5.06
80 Text Books	0.50	119.06	117.28	110.23	+	1.52	+	8.01
81 Newspapers	0.02	165.56	165.56	161.68	+	0.00	+	2.40
82 Stationery	0.37	145.04	145.04	131.49	+	0.00	+	10.30
<u>Education</u>	2.13	137.36	137.36	133.48	+	0.00	+	2.91
83 Education	2.13	137.36	137.36	133.48	+	0.00	+	2.91
<u>Restaurants and hotels</u>	6.19	143.66	142.88	133.51	+	0.55	+	7.60
84 Readymade Food	3.80	154.61	153.33	138.56	+	0.83	+	11.58
85 Marriage Hall Charges	2.25	127.75	127.75	126.93	+	0.00	+	0.65
86 Accommodation Services	0.14	101.62	101.62	101.59	+	0.00	+	0.03
<u>Misc. goods and services</u>	5.02	151.91	151.22	137.35	+	0.46	+	10.60
87 Personal Grooming Services	1.54	157.32	156.51	137.84	+	0.52	+	14.13
88 Appliances/Articles/Products for Personal Care	2.27	132.25	132.14	120.95	+	0.08	+	9.34
89 Personal Effects n.e.c.	1.21	182.09	180.45	167.64	+	0.91	+	8.62

**7.5.1. Combined Urban CPI Numbers by Expenditure Quintiles and Commodity Groups
(2015-16=100)
May, 2021**

Expenditure Quintiles	General	Food and non-alcoholic Beverages	Alcoholic Beverages, Tobacco	Clothing and footwear	Housing, water, Elec., Gas and other fuels	Furnishing and household equipment maintenance	Health	Transport	Communication	Recreation and culture	Education	Restaurants and hotels	Misc. goods and services
-----------------------	---------	----------------------------------	------------------------------	-----------------------	--------------------------------------------	------------------------------------------------	--------	-----------	---------------	------------------------	-----------	------------------------	--------------------------

All Urban Combined

Aggregate	145.19	152.94	153.81	146.36	140.52	140.17	153.41	142.67	110.33	122.15	146.71	141.66	151.81
Expenditure Quintile 1	146.27	152.89	146.84	146.45	139.80	140.01	156.12	137.32	102.19	121.13	141.42	144.33	144.28
Expenditure Quintile 2	144.99	153.02	148.81	146.81	135.66	140.40	154.48	139.77	102.07	120.88	142.35	144.16	144.90
Expenditure Quintile 3	146.23	153.14	151.06	146.94	141.83	140.27	154.33	140.19	103.14	120.70	142.48	143.88	146.05
Expenditure Quintile 4	145.69	153.22	155.63	146.65	140.53	140.99	153.63	140.98	105.32	121.12	142.75	143.43	147.28
Expenditure Quintile 5	145.32	152.76	155.76	146.04	142.45	139.97	152.86	143.45	113.32	122.97	148.09	140.74	155.41

**7.5.2. Combined Rural CPI Numbers by Expenditure Quintiles and Commodity Groups
(2015-16=100)
May, 2021**

Expenditure Quintiles	General	Food and non-alcoholic Beverages	Alcoholic Beverages, Tobacco	Clothing and footwear	Housing, water, Elec., Gas and other fuels	Furnishing & household equipment maintenance	Health	Transport	Communication	Recreation and culture	Education	Restaurants and hotels	Misc. goods and services
-----------------------	---------	----------------------------------	------------------------------	-----------------------	--------------------------------------------	----------------------------------------------	--------	-----------	---------------	------------------------	-----------	------------------------	--------------------------

All Rural Combined

Aggregate	145.32	150.35	135.11	152.15	137.22	142.57	152.66	139.88	105.56	132.34	137.36	143.66	151.91
Expenditure Quintile 1	147.79	151.47	136.18	152.42	143.51	140.87	156.02	139.90	103.04	133.18	138.33	145.69	146.93
Expenditure Quintile 2	146.11	150.71	134.25	152.61	138.14	141.52	155.23	140.82	102.98	132.87	137.77	144.88	145.66
Expenditure Quintile 3	145.18	150.02	133.33	152.33	135.91	141.99	155.08	141.35	103.89	133.58	137.43	144.21	146.18
Expenditure Quintile 4	144.40	149.71	134.47	151.98	134.84	142.33	152.56	140.27	104.66	132.51	137.31	144.44	147.93
Expenditure Quintile 5	144.64	150.12	137.74	151.65	137.70	143.99	148.87	138.85	109.49	130.52	137.12	141.86	163.47

7.6 Index Numbers of Wholesale Prices by Commodity Groups

Year / month	General	Agriculture Forestry & Fishery Product	Others & Minerals electricity gas & water	Food product Beverages & tobacco Textile Apparel & Leather Product	Other transportable Goods	Metal product Machinery & Equipment
--------------	---------	-------------------------------------------------	----------------------------------------------------	-----------------------------------------------------------------------------	---------------------------------	-------------------------------------------

(2007-08=100)

2015-16	207.64	226.43	244.24	213.58	171.21	171.46
2016-17	216.02	248.00	242.08	225.59	168.07	174.40
2017-18	223.52	256.03	242.99	229.91	184.00	179.14
2018-19	250.28	276.64	279.87	254.78	220.88	190.87
2019-20	140.60	137.80	163.40	131.36	147.95	131.59

(2015-16 = 100)

2020	May	136.23	141.78	161.34	135.41	117.64	135.94	
	Jun	135.80	137.92	160.96	136.94	118.26	135.83	
	Jul	143.14	142.06	161.11	139.64	138.95	144.85	
	Aug	144.96	141.83	165.44	141.10	143.01	144.73	
	Sep	146.48	146.54	165.18	141.57	143.73	145.10	
	Oct	150.70	157.36	167.18	145.35	143.83	145.10	
	Nov	149.28	153.31	166.24	145.59	142.35	144.92	
	Dec	149.79	152.48	168.68	144.25	143.76	151.09	
	2021	Jan	153.53	154.41	169.13	147.49	151.47	156.32
		Feb	156.90	157.51	173.73	149.26	158.02	156.36
		Mar	162.73	164.20	171.15	159.33	163.34	157.32
		Apr	162.15	164.66	169.94	157.69	163.00	157.76
May		162.64	166.79	165.94	159.26	162.47	158.28	

7.8 Intercity Wholesale Prices of Selected Commodities

Group/Commodity/Item Specification	Unit	City	Prices (Rs.)			% Change in May, 2021 Over	
			May., 2021	Apr., 2021	May., 2020	Apr., 2021	May., 2020
001. Wheat							
0112201. Wheat, (Average Quality)	100 kg	LAH	5125.00	5250.00	3616.65	-2.38	41.71
		FAS	4649.87	4649.87	3666.20	0.00	26.83
		RAW	5033.11	5766.47	3983.26	-12.72	26.36
		MUL	4666.61	4516.61	3516.59	3.32	32.70
		GUJ	4875.00	5000.00	3875.00	-2.50	25.81
		SAH	4703.61	4703.61	3500.00	0.00	34.39
		SAR	4800.00	4933.11	3466.59	-2.70	38.46
		SKT	4500.00	5791.37	3500.00	-22.30	28.57
		BPR	4825.00	4575.00	3583.31	5.46	34.65
		KSR	4875.00	5000.00	3682.42	-2.50	32.39
		KAR	5600.00	5200.00	4200.00	7.69	33.33
		HYD	5250.00	4950.00	3933.05	6.06	33.48
		SKR	4750.00	4750.00	3500.00	0.00	35.71
		LRK	4949.49	5148.86	3396.07	-3.87	45.74
		MPK	4600.00	4600.00	3400.00	0.00	35.29
		NWB	5066.45	4783.28	3533.02	5.92	43.40
		PSH	4700.00	4933.11	3865.53	-4.73	21.59
		BNU	5066.45	5500.00	4060.01	-7.88	24.79
002. Maize							
0112201. Maize, (Average Quality)	40 kg	LAH	2000.00	2000.00	1400.00	0.00	42.86
		FAS	1664.07	1664.07	1463.72	0.00	13.69
		RAW	1898.24	1898.24	1733.17	0.00	9.52
		SAR	2532.90	2566.23	2566.23	-1.30	-1.30
		KSR	2000.00	2000.00	1432.57	0.00	39.61
		KAR	2064.56	2464.90	2464.90	-16.24	-16.24
		HYD	2000.00	2000.00	1532.62	0.00	30.50
		PSH	1669.94	1760.00	1360.00	-5.12	22.79
		BNU	1891.86	1811.79	1466.19	4.42	29.03
		QTA	1598.67	1598.67	1479.44	0.00	8.06
003. Rice							
0113201. Rice Basmati, (Super Quality)	50 kg	LAH	7000.00	7000.00	6500.00	0.00	7.69
		FAS	5216.61	5216.61	6000.00	0.00	-13.06
		RAW	7566.63	7566.63	7349.89	0.00	2.95
		MUL	5598.23	5932.58	6332.25	-5.64	-11.59
		GUJ	6546.51	6546.51	6400.00	0.00	2.29
		SKT	5200.00	5200.00	6300.00	0.00	-17.46
		KAR	8582.53	8582.53	8582.53	0.00	0.00
		HYD	7900.00	7900.00	8000.00	0.00	-1.25
		MPK	8000.00	8000.00	8500.00	0.00	-5.88
		PSH	6750.00	6750.00	6750.00	0.00	0.00
		QTA	8497.55	8497.55	8997.68	0.00	-5.56
0113202. Rice Basmati, Broken, (Average Quality)	50 kg	LAH	3932.19	3932.19	3041.10	0.00	29.30
		RAW	4366.41	4366.41	4166.40	0.00	4.80
		GUJ	3865.53	3865.53	3200.00	0.00	20.80
		SAH	4749.82	4616.61	4082.46	2.89	16.35
		SKT	3065.24	3065.24	2500.00	0.00	22.61
		BPR	3665.47	3665.47	3020.69	0.00	21.35
		KSR	4132.25	4065.59	2732.93	1.64	51.20
		KAR	4081.66	4081.66	4081.66	0.00	0.00
		HYD	3766.37	3766.37	3831.55	0.00	-1.70
		SKR	3500.00	3500.00	3500.00	0.00	0.00
		LRK	4366.60	4266.60	3366.09	2.34	29.72
		MPK	3500.00	3500.00	3125.00	0.00	12.00
		PSH	3600.00	3600.00	3600.00	0.00	0.00
		BNU	3250.00	3250.00	2580.70	0.00	25.93
		QTA	3994.78	3994.78	4995.83	0.00	-20.04
0113203. Rice Irri-9, Punjab	50 kg	LAH	3466.34	3466.34	2415.96	0.00	43.48
		FAS	3824.84	3433.01	4250.00	11.41	-10.00
		RAW	3066.30	3066.30	3000.00	0.00	2.21
		SAR	4266.40	4266.40	3366.33	0.00	26.74

Contd.

7.8 Intercity Wholesale Prices of Selected Commodities

Group/Commodity/Item Specification	Unit	City	Prices (Rs.)			% Change in May, 2021 Over			
			May., 2021	Apr., 2021	May., 2020	Apr., 2021	May., 2020		
0113204. Rice Irri-6, Sindh	50 kg	QTA	3744.44	3744.44	3494.04	0.00	7.17		
		KAR	3500.00	3500.00	2716.56	0.00	28.84		
		HYD	3000.00	2931.79	2432.88	2.33	23.31		
		SKR	2750.00	2750.00	2250.00	0.00	22.22		
		LRK	2983.24	2933.24	2499.67	1.70	19.35		
		NWB	2883.24	2866.57	3433.01	0.58	-16.01		
		PSH	3250.00	3250.00	3312.50	0.00	-1.89		
		QTA	3499.05	3499.05	3443.95	0.00	1.60		
004. Sorghum / Jowar									
0114201. Jowar, (Average Quality)	40 kg	LAH	2800.00	3200.00	2800.00	-12.50	0.00		
		FAS	3232.99	3232.99	2927.44	0.00	10.44		
		SAR	3000.00	4033.06	4366.41	-25.61	-31.29		
		KAR	3465.40	3465.40	3226.45	0.00	7.41		
		HYD	3200.00	3200.00	2064.56	0.00	55.00		
		PSH	4000.00	4000.00	3100.00	0.00	29.03		
005. Millet / Bajra									
0118201. Bajra, (Average Quality)	40 kg	LAH	2600.00	2000.00	1400.00	30.00	85.71		
		FAS	2832.94	2132.82	1366.47	32.83	107.32		
		SAR	2432.88	2032.79	1465.90	19.68	65.96		
		KAR	2464.90	2464.90	1626.23	0.00	51.57		
		HYD	2532.90	2300.00	1383.13	10.13	83.13		
		PSH	2680.00	2320.00	1750.00	15.52	53.14		
006. Vegetables									
0122201. Cucumber (Kheera), (Average Quality)	40 kg	LAH	1216.44	1216.44	745.74	0.00	63.12		
		FAS	1188.78	1463.72	660.39	-18.78	80.01		
		RAW	1416.47	1299.36	893.14	9.01	58.59		
		MUL	1062.66	1062.66	517.06	0.00	105.52		
		GUJ	1730.70	2000.00	1000.00	-13.47	73.07		
		SAR	1286.63	1329.93	486.58	-3.26	164.42		
		SKT	1651.65	1463.72	600.00	12.84	175.28		
		KAR	1463.72	1463.72	1062.66	0.00	37.74		
		HYD	1463.72	1800.00	800.00	-18.68	82.97		
		SKR	1038.50	1120.00	400.00	-7.28	159.63		
		PSH	1129.24	1565.95	600.00	-27.89	88.21		
		BNU	1400.00	1800.00	1200.00	-22.22	16.67		
		QTA	2078.97	1278.33	877.57	62.63	136.90		
		0122401. Tomatoes, (Average Quality)	40 kg	LAH	666.26	1532.62	772.39	-56.53	-13.74
				FAS	986.48	1993.31	889.59	-50.51	10.89
				RAW	1026.46	2349.65	833.28	-56.31	23.18
				MUL	306.52	1530.34	313.19	-79.97	-2.13
				GUJ	800.00	2432.88	765.17	-67.12	4.55
				SAH	642.48	1849.55	659.85	-65.26	-2.63
				SAR	686.60	1686.64	529.81	-59.29	29.59
				SKT	1066.01	2519.37	800.00	-57.69	33.25
				BPR	480.00	1704.96	466.28	-71.85	2.94
				KAR	861.77	1062.66	660.39	-18.90	30.49
				HYD	696.58	696.58	425.06	0.00	63.88
				SKR	480.00	960.00	320.00	-50.00	50.00
				LRK	524.15	1530.34	524.15	-65.75	0.00
				MPK	800.00	500.00	280.00	60.00	185.71
PSH	1129.24	1686.87	745.74	-33.06	51.43				
BNU	800.00	1930.98	800.00	-58.57	0.00				
QTA	1037.94	1838.84	1037.94	-43.55	0.00				
0124201. Garlic (Lehsun), (Average Quality)	40 kg	LAH	3856.23	3441.70	5063.09	12.04	-23.84		
		FAS	5189.72	5590.46	7559.53	-7.17	-31.35		
		RAW	4423.02	4497.94	7985.31	-1.67	-44.61		
		SAR	5640.00	7400.00	8393.87	-23.78	-32.81		
		SKT	6465.98	6465.98	9200.00	0.00	-29.72		
		KAR	3861.96	3861.96	6530.65	0.00	-40.86		
		HYD	3265.32	2665.03	7318.61	22.52	-55.38		
SKR	4800.00	3663.09	8000.00	31.04	-40.00				

Contd.

7.8 Intercity Wholesale Prices of Selected Commodities

Group/Commodity/Item Specification	Unit	City	Prices (Rs.)			% Change in May, 2021 Over			
			May., 2021	Apr., 2021	May., 2020	Apr., 2021	May., 2020		
0124301. Onions (Piaz), Dry, (Average Quality)	40 kg	PSH	6800.00	6800.00	12000.00	0.00	-43.33		
		QTA	9198.55	9598.61	13999.05	-4.17	-34.29		
		LAH	666.26	1032.28	1172.72	-35.46	-43.19		
		FAS	772.39	986.48	1096.96	-21.70	-29.59		
		RAW	1033.06	1123.15	1383.13	-8.02	-25.31		
		MUL	466.08	772.39	928.32	-39.66	-49.79		
		GUJ	800.00	1329.88	1200.00	-39.84	-33.33		
		SAH	1044.79	1044.79	1416.47	0.00	-26.24		
		SAR	893.28	886.62	1016.40	0.75	-12.11		
		SKT	985.96	1066.01	1200.00	-7.51	-17.84		
		BPR	640.00	772.39	1026.49	-17.14	-37.65		
		KSR	716.28	832.03	1200.00	-13.91	-40.31		
		KAR	861.77	861.77	1263.27	0.00	-31.78		
		HYD	524.15	660.39	965.49	-20.63	-45.71		
		SKR	640.00	560.00	960.00	14.29	-33.33		
		LRK	1146.06	1172.72	1329.88	-2.27	-13.82		
MPK	600.00	600.00	1000.00	0.00	-40.00				
NWB	1166.43	963.32	1800.00	21.08	-35.20				
0124902. Lady Finger (Bhindi), (Average Quality)	40 kg	PSH	800.00	1129.24	1500.00	-29.16	-46.67		
		BNU	1000.00	1129.24	1600.00	-11.44	-37.50		
		QTA	1037.94	1037.94	2265.39	0.00	-54.18		
		LAH	1800.00	0.00	2000.00	-----	-10.00		
		FAS	1591.62	0.00	2650.00	-----	-39.94		
		RAW	1683.17	0.00	2546.60	-----	-33.91		
		SKT	2000.00	0.00	2400.00	-----	-16.67		
		KAR	2526.54	0.00	1723.55	-----	46.59		
		SKR	1723.55	0.00	0.00	-----	-----		
		PSH	2927.44	0.00	2400.00	-----	21.98		
		BNU	2800.00	0.00	2400.00	-----	16.67		
		QTA	2479.14	0.00	2879.26	-----	-13.90		
		0124903. Tinda, (Average Quality)	40 kg	LAH	3032.97	3833.05	2000.00	-20.87	51.65
				FAS	3925.28	5991.10	3728.68	-34.48	5.27
				RAW	1466.48	2816.57	813.12	-47.93	80.35
				SKT	3865.53	6465.98	2000.00	-40.22	93.28
KAR	2526.54			2526.54	2125.32	0.00	18.88		
SKR	1200.00			1723.55	1600.00	-30.38	-25.00		
MPK	2000.00			0.00	1120.00	-----	78.57		
PSH	1600.00			1600.00	1000.00	0.00	60.00		
0124904. Brinjal (Baingun), (Average Quality)	40 kg	LAH	1000.00	0.00	660.00	-----	51.52		
		FAS	1463.72	0.00	700.00	-----	109.10		
		SKT	1432.57	0.00	720.00	-----	98.97		
		KAR	861.77	0.00	861.77	-----	0.00		
		SKR	640.00	0.00	1120.00	-----	-42.86		
		PSH	1530.34	0.00	1000.00	-----	53.03		
0124905. Bottle Gourd (Loki), (Average Quality)	40 kg	BNU	1664.07	0.00	1440.00	-----	15.56		
		LAH	816.33	1432.57	800.00	-43.02	2.04		
		FAS	1188.78	1188.78	701.76	0.00	69.40		
		RAW	1283.11	2733.23	933.14	-53.06	37.50		
		KAR	1463.72	1463.72	861.77	0.00	69.85		
		HYD	1129.24	1062.66	800.00	6.27	41.16		
		SKR	480.00	1200.00	400.00	-60.00	20.00		
		PSH	1530.34	1530.34	825.82	0.00	85.31		
0124906. Bitter Gourd (Karela), (Average Quality)	40 kg	BNU	1200.00	1463.72	1440.00	-18.02	-16.67		
		LAH	1200.00	0.00	1000.00	-----	20.00		
		FAS	1511.91	0.00	1150.00	-----	31.47		
		RAW	2133.20	0.00	1506.55	-----	41.60		
		KAR	2125.32	0.00	1463.72	-----	45.20		
		HYD	1522.33	0.00	1400.00	-----	8.74		
		SKR	800.00	0.00	640.00	-----	25.00		
		PSH	1930.98	0.00	1000.00	-----	93.10		
BNU	1463.72	0.00	2000.00	-----	-26.81				

Contd.

7.8 Intercity Wholesale Prices of Selected Commodities

Group/Commodity/Item Specification	Unit	City	Prices (Rs.)			% Change in May, 2021 Over	
			May., 2021	Apr., 2021	May., 2020	Apr., 2021	May., 2020
007. Fresh Fruits							
0131201. Banana (Kela), (Average Quality)	10 Dozen	LAH	1232.45	916.37	916.37	34.49	34.49
		FAS	1397.61	1096.96	795.81	27.41	75.62
		RAW	1949.57	1216.60	1132.37	60.25	72.17
		MUL	1766.03	1232.45	1065.60	43.29	65.73
		GUJ	1600.00	1232.45	1032.28	29.82	55.00
		SKT	1232.45	1016.40	1100.00	21.26	12.04
		BPR	1200.00	1000.00	932.17	20.00	28.73
		KAR	1032.28	700.00	531.33	47.47	94.28
		HYD	1062.66	832.03	832.03	27.72	27.72
		SKR	566.19	582.85	700.00	-2.86	-19.12
		MPK	500.00	480.00	400.00	4.17	25.00
		PSH	1363.51	962.26	900.00	41.70	51.50
0131601. Mangoes (Aam), Sindhri, (Average Quality)	40 kg	KAR	4000.00	0.00	4200.00	-----	-4.76
0131602. Mangoes (Aam), Langra, (Average Quality)	40 kg	RAW	3249.74	0.00	0.00	-----	-----
		KAR	4100.00	0.00	0.00	-----	-----
0131603. Mangoes (Aam), Chonsa, (Average Quality)	40 kg	KAR	4000.00	0.00	4000.00	-----	0.00
0131701. Papaya (Papeeta), (Average Quality)	40 kg	LAH	5000.00	5200.00	4665.72	-3.85	7.16
		KAR	3728.68	3328.13	3328.13	12.04	12.04
		HYD	4800.00	4800.00	2731.68	0.00	75.72
		MPK	4400.00	4400.00	2600.00	0.00	69.23
0134401. Strawberry, (Average Quality)	40 kg	LAH	3865.53	3865.53	4865.76	0.00	-20.56
		RAW	7549.89	4899.32	2212.38	54.10	241.26
		SKR	6662.57	6662.57	4000.00	0.00	66.56
0135101. Apple, (Average Quality)	40 kg	LAH	4016.60	3433.01	5932.58	17.00	-32.30
		RAW	3449.76	3249.74	5766.47	6.15	-40.18
		MUL	5330.05	4250.63	5330.05	25.39	0.00
		KAR	3728.68	3728.68	4250.63	0.00	-12.28
		HYD	4929.79	4129.12	5600.00	19.39	-11.97
		SKR	4800.00	4879.24	4000.00	-1.62	20.00
		PSH	3728.68	4262.41	6800.00	-12.52	-45.17
		QTA	6397.92	5997.78	4797.22	6.67	33.37
0135102. Apple, (Super Quality)	40 kg	LAH	5833.14	5465.86	7651.72	6.72	-23.77
		RAW	5966.48	5849.86	8666.54	1.99	-31.15
		KAR	6130.48	6130.48	7457.36	0.00	-17.79
		PSH	4433.08	4800.00	8524.82	-7.64	-48.00
		QTA	7398.20	6998.09	6798.04	5.72	8.83
0136101. Water Melon (Turbooz), (Average Quality)	40 kg	LAH	616.22	866.35	825.82	-28.87	-25.38
		FAS	695.21	1188.78	660.39	-41.52	5.27
		RAW	669.85	1516.48	806.61	-55.83	-16.95
		KSR	616.22	1616.50	1200.00	-61.88	-48.65
		KAR	861.77	1062.66	861.77	-18.90	0.00
		HYD	1263.27	1263.27	1263.27	0.00	0.00
		SKR	600.00	800.00	600.00	-25.00	0.00
		PSH	1062.66	1600.00	720.00	-33.58	47.59
		QTA	1438.52	1838.84	877.57	-21.77	63.92
0136102. Musk Melon (Khurbuza), (Average Quality)	40 kg	LAH	2016.53	1482.60	1426.17	36.01	41.39
		RAW	1683.17	2049.59	2033.20	-17.88	-17.22
		SKT	1800.00	2125.32	1200.00	-15.31	50.00
		KAR	2125.32	1463.72	1463.72	45.20	45.20
		PSH	1600.00	2000.00	1200.00	-20.00	33.33
0136103. Sweet Melon (Sarda/Garma), (Average Quality)	40 kg	LAH	2532.90	0.00	0.00	-----	-----
		RAW	1783.18	0.00	3132.98	-----	-43.08
		KAR	2526.54	2125.32	2125.32	18.88	18.88
		HYD	5600.00	0.00	0.00	-----	-----
008. Dry Fruits							
0138101. Almond Kagzi in Shell, (Average Quality)	40 kg	LAH	30446.65	30446.65	28651.40	0.00	6.27
		RAW	29988.88	29988.88	28355.49	0.00	5.76
		MUL	28264.17	28264.17	20327.93	0.00	39.04
		KAR	36654.69	36654.69	34654.01	0.00	5.77
		HYD	36000.00	36000.00	31000.00	0.00	16.13

Contd.

7.8 Intercity Wholesale Prices of Selected Commodities

Group/Commodity/Item Specification	Unit	City	Prices (Rs.)			% Change in May, 2021 Over			
			May., 2021	Apr., 2021	May., 2020	Apr., 2021	May., 2020		
0138401. Dry Dates (Choara), (Average Quality)	40 kg	MPK	34000.00	34000.00	36000.00	0.00	-5.56		
		PSH	30652.38	30652.38	34832.53	0.00	-12.00		
		QTA	23944.32	23944.32	19933.11	0.00	20.12		
		LAH	5454.05	5454.05	5865.91	0.00	-7.02		
		FAS	3065.24	3065.24	3065.24	0.00	0.00		
		RAW	4099.19	4099.19	3833.26	0.00	6.94		
		MUL	5865.91	5865.91	5265.83	0.00	11.40		
		KAR	4129.12	4129.12	3728.68	0.00	10.74		
		HYD	3533.02	3533.02	3297.03	0.00	7.16		
		MPK	2800.00	2800.00	1800.00	0.00	55.56		
0138501. Pistachio Without Shell, (Average Quality)	40 kg	PSH	3865.53	3865.53	3683.26	0.00	4.95		
		BNU	4000.00	4000.00	3728.68	0.00	7.28		
		LAH	84000.00	84000.00	100000.00	0.00	-16.00		
		RAW	81832.99	81832.99	81166.32	0.00	0.82		
		MUL	81311.71	81311.71	66146.33	0.00	22.93		
		KAR	90589.71	90589.71	104000.00	0.00	-12.89		
		HYD	82988.05	82988.05	102662.36	0.00	-19.16		
		SKR	82000.00	82000.00	112000.00	0.00	-26.79		
		PSH	96000.00	96000.00	112000.00	0.00	-14.29		
		QTA	79933.28	79933.28	75982.45	0.00	5.20		
0138901. Coconut Dry (Narial), (Average Quality)	40 kg	LAH	18000.00	18000.00	14325.70	0.00	25.65		
		MUL	17332.31	17332.31	15065.48	0.00	15.05		
		KAR	17462.64	16262.34	15462.12	7.38	12.94		
		HYD	17165.06	16665.01	16326.62	3.00	5.14		
		SKR	18800.00	18800.00	14000.00	0.00	34.29		
		MPK	17200.00	18000.00	16000.00	-4.44	7.50		
		PSH	19200.00	19200.00	14800.00	0.00	29.73		
		009. Cotton Seeds	40 kg	FAS	2232.84	2232.84	1816.51	0.00	22.92
				MUL	1932.77	1932.77	1566.49	0.00	23.38
				SAH	2166.54	2082.39	1749.52	4.04	23.84
SAR	2533.22			2516.56	2666.56	0.66	-5.00		
SKT	2400.00			2400.00	2100.00	0.00	14.29		
KSR	2600.00			2600.00	2000.00	0.00	30.00		
KAR	3728.68			3728.68	3728.68	0.00	0.00		
HYD	2000.00			2000.00	1864.34	0.00	7.28		
010. Other Oil Seeds	40 kg			FAS	4565.70	4065.59	3065.24	12.30	48.95
				MUL	3783.26	3783.26	2464.90	0.00	53.49
		SAH	4783.28	4249.80	2800.00	12.55	70.83		
		BPR	4833.10	4266.40	2866.28	13.28	68.62		
		KSR	3833.05	3833.05	3833.05	0.00	0.00		
		KAR	3728.68	3728.68	3728.68	0.00	0.00		
		HYD	4133.07	4133.07	2500.00	0.00	65.32		
		MPK	4400.00	3800.00	3000.00	15.79	46.67		
		NWB	3966.38	3583.26	3400.00	10.69	16.66		
		PSH	3800.00	3800.00	3166.31	0.00	20.01		
011. Edible Roots / Potatoes	40 kg	KAR	1062.66	1062.66	1263.27	0.00	-15.88		
		HYD	1065.60	1232.45	1463.72	-13.54	-27.20		
		SKR	1080.00	880.00	1600.00	22.73	-32.50		
		MPK	900.00	900.00	1000.00	0.00	-10.00		
		QTA	1438.52	1438.52	1438.52	0.00	0.00		
		LAH	1416.47	1116.42	2000.00	26.88	-29.18		
		FAS	1664.07	1792.56	1864.34	-7.17	-10.74		
		RAW	1616.50	1576.53	1616.50	2.54	0.00		
		MUL	1263.27	1062.66	932.17	18.88	35.52		
		GUJ	1800.00	1565.95	2400.00	14.95	-25.00		
0151002. Potatoes Red, (Average Quality)	40 kg	SAH	2183.21	1739.47	1616.50	25.51	35.06		
		SAR	1736.64	1729.94	1929.95	0.39	-10.02		
		SKT	1664.07	1664.07	2000.00	0.00	-16.80		

Contd.

7.8 Intercity Wholesale Prices of Selected Commodities

Group/Commodity/Item Specification	Unit	City	Prices (Rs.)			% Change in May, 2021 Over	
			May., 2021	Apr., 2021	May., 2020	Apr., 2021	May., 2020
		BPR	1600.00	1600.00	2000.00	0.00	-20.00
		PSH	2000.00	1530.34	2000.00	30.69	0.00
012. Stimulant & Spice Crops							
0165201. Red Chillies, Dry, (Whole)	40 kg	LAH	30000.00	30000.00	26000.00	0.00	15.38
		FAS	27329.30	29500.00	23665.50	-7.36	15.48
		RAW	30989.24	30989.24	26332.27	0.00	17.69
		MUL	18643.40	20327.93	24648.96	-8.29	-24.36
		KAR	36654.69	36654.69	24263.76	0.00	51.07
		HYD	32653.24	32653.24	25149.31	0.00	29.84
		MPK	28000.00	30000.00	26500.00	-6.67	5.66
		PSH	33195.22	33195.22	25200.00	0.00	31.73
		QTA	25948.62	25948.62	15996.67	0.00	62.21
0165401. Cuminseed White, (Safaid Zeera), (National), Gm	50 Dozen	LAH	864.00	864.00	864.00	0.00	0.00
		FAS	768.00	768.00	744.00	0.00	3.23
		RAW	813.33	813.33	813.33	0.00	0.00
		MUL	805.68	805.68	832.46	0.00	-3.22
		KAR	864.00	864.00	864.00	0.00	0.00
		HYD	900.00	900.00	900.00	0.00	0.00
		MPK	764.00	764.00	720.00	0.00	6.11
		PSH	800.00	800.00	800.00	0.00	0.00
		QTA	900.00	900.00	900.00	0.00	0.00
0165402. Cardamom (Elaichi), (Large)	5 kg	LAH	8000.00	7000.00	8000.00	14.29	0.00
		RAW	6549.87	6599.49	7020.94	-0.75	-6.71
		MUL	8320.34	8320.34	12000.00	0.00	-30.66
		KAR	7000.00	7000.00	7663.09	0.00	-8.65
		HYD	7162.85	6328.87	4500.00	13.18	59.17
		MPK	7500.00	7500.00	8250.00	0.00	-9.09
		PSH	10500.00	10500.00	8000.00	0.00	31.25
		QTA	7488.87	7488.87	18995.61	0.00	-60.58
0165403. Cardamom (Elaichi), (Small)	5 kg	LAH	22000.00	22000.00	27000.00	0.00	-18.52
		RAW	30165.75	30497.27	40165.98	-1.09	-24.90
		MUL	23489.51	23489.51	31278.11	0.00	-24.90
		KAR	20000.00	20000.00	26500.00	0.00	-24.53
		HYD	20661.23	21661.48	25328.99	-4.62	-18.43
		MPK	18000.00	20000.00	24000.00	-10.00	-25.00
		PSH	34663.44	34663.44	40000.00	0.00	-13.34
		QTA	32997.47	32997.47	28988.50	0.00	13.83
0165501. Cinnamon (Darcheeni)	5 kg	RAW	3699.10	3699.10	3500.00	0.00	5.69
		MUL	3132.98	3132.98	4081.66	0.00	-23.24
		KAR	2400.00	2400.00	3216.58	0.00	-25.39
		PSH	3000.00	3000.00	3300.00	0.00	-9.09
		QTA	3979.06	3979.06	3979.06	0.00	0.00
0165701. Ginger Green (Adrak), (Average Quality)	40 kg	LAH	10866.26	10866.26	11200.00	0.00	-2.98
		FAS	11995.55	12395.70	10866.26	-3.23	10.39
		RAW	12831.15	10264.60	12199.18	25.00	5.18
		SAR	12033.24	11733.24	11633.24	2.56	3.44
		SKT	12000.00	14132.08	12000.00	-15.09	0.00
		KAR	10131.59	10131.59	10131.59	0.00	0.00
		HYD	10660.11	12260.95	10163.96	-13.06	4.88
		SKR	10800.00	10400.00	11200.00	3.85	-3.57
		PSH	14000.00	15462.12	11200.00	-9.46	25.00
		QTA	15599.15	14799.10	14399.07	5.41	8.33
013. Pulses							
0170101. Red Kidney Beans (Surkh Lobia), Dry, Whole, (Average Quality)	40 kg	LAH	9472.68	9283.18	9000.00	2.04	5.25
		RAW	9499.65	9499.65	7932.77	0.00	19.75
		MUL	8532.81	8266.13	8266.13	3.23	3.23
		KSR	9795.97	9795.97	9200.00	0.00	6.48
		KAR	8931.36	8931.36	7731.06	0.00	15.53
		HYD	7932.77	7932.77	7266.06	0.00	9.18
		PSH	7520.00	7520.00	8400.00	0.00	-10.48

Contd.

7.8 Intercity Wholesale Prices of Selected Commodities

Group/Commodity/Item Specification	Unit	City	Prices (Rs.)			% Change in May, 2021 Over	
			May., 2021	Apr., 2021	May., 2020	Apr., 2021	May., 2020
0170401. Masoor, Whole, (Average Quality)	40 kg	BNU	7800.00	7800.00	8800.00	0.00	-11.36
		QTA	11039.81	11039.81	8398.41	0.00	31.45
		LAH	4865.76	4929.79	4865.76	-1.30	0.00
		FAS	4933.11	4533.09	4465.68	8.82	10.47
		RAW	5066.45	5066.45	5226.53	0.00	-3.06
		MUL	4883.11	4833.28	5065.80	1.03	-3.61
		SAR	5233.12	4833.10	4833.10	8.28	8.28
		SKT	5384.58	5169.95	6360.00	4.15	-15.34
		BPR	4966.44	4833.10	5932.58	2.76	-16.29
		KSR	6500.00	4929.79	5600.00	31.85	16.07
		KAR	5065.80	5065.80	4865.76	0.00	4.11
		HYD	4913.11	4633.09	4465.68	6.04	10.02
		SKR	4729.65	4729.65	5000.00	0.00	-5.41
		MPK	5000.00	5000.00	5200.00	0.00	-3.85
0170402. Masoor, Split, (Average Quality)	40 kg	PSH	5200.00	5200.00	5600.00	0.00	-7.14
		QTA	6719.68	6719.68	6079.65	0.00	10.53
		LAH	5943.47	5686.41	5200.00	4.52	14.30
		FAS	5133.12	5133.12	4865.76	0.00	5.49
		RAW	5499.39	5499.39	5493.30	0.00	0.11
		MUL	5616.62	5616.62	6065.94	0.00	-7.41
		SAR	5533.13	5433.13	5833.14	1.84	-5.14
		SKT	5853.14	5384.58	8400.00	8.70	-30.32
		BPR	5333.13	5233.12	6104.82	1.91	-12.64
		KAR	5373.30	5373.30	5265.83	0.00	2.04
		HYD	5466.54	4992.89	4865.76	9.49	12.35
		SKR	5265.83	5265.83	5400.00	0.00	-2.48
		LRK	5597.62	5797.70	6328.87	-3.45	-11.55
		MPK	5100.00	4900.00	5600.00	4.08	-8.93
0170901. Gram, Whole, Yellow, (Average Quality)	40 kg	PSH	5400.00	5400.00	6000.00	0.00	-10.00
		QTA	6479.67	6479.67	5839.63	0.00	10.96
		LAH	5428.84	5283.08	4326.75	2.76	25.47
		FAS	4433.08	4733.10	3865.53	-6.34	14.68
		RAW	5266.45	5266.45	4426.51	0.00	18.98
		MUL	5465.86	5166.45	4532.34	5.80	20.60
		SAR	4933.11	4665.72	3665.47	5.73	34.58
		BPR	5466.46	5466.46	5665.89	0.00	-3.52
		KAR	5265.83	5265.83	4865.76	0.00	8.22
		HYD	4732.39	4732.39	5665.89	0.00	-16.48
		SKR	4240.00	4240.00	4240.00	0.00	0.00
		MPK	6700.00	6700.00	6000.00	0.00	11.67
		PSH	5600.00	5600.00	4400.00	0.00	27.27
		BNU	5200.00	5200.00	4788.86	0.00	8.59
0170902. Gram, Split, (Average Quality)	40 kg	QTA	7439.71	7439.71	7838.30	0.00	-5.09
		LAH	4932.42	5192.10	4529.49	-5.00	8.90
		FAS	4865.76	4799.31	4065.59	1.38	19.68
		RAW	5399.38	5399.38	5146.53	0.00	4.91
		MUL	5166.45	5166.45	4465.68	0.00	15.69
		GUJ	5146.53	5146.53	4800.00	0.00	7.22
		SAR	5033.11	4716.61	5200.00	6.71	-3.21
		SKT	5038.74	4932.76	4800.00	2.15	4.97
		BPR	5366.46	5366.46	8131.17	0.00	-34.00
		KAR	5265.83	5265.83	5065.80	0.00	3.95
		HYD	5079.68	4932.42	4665.72	2.99	8.87
		SKR	5129.93	5129.93	5200.00	0.00	-1.35
		MPK	5200.00	5550.00	5600.00	-6.31	-7.14
		PSH	5800.00	5800.00	5400.00	0.00	7.41
0170903. Mash, Whole, (Average Quality)	40 kg	BNU	5330.05	5330.05	5600.00	0.00	-4.82
		QTA	6479.67	6639.68	6639.68	-2.41	-2.41
		LAH	8116.02	9163.67	6533.16	-11.43	24.23
		FAS	6433.16	7433.18	6433.16	-13.45	0.00
		RAW	8083.09	8083.09	8853.25	0.00	-8.70

Contd.

7.8 Intercity Wholesale Prices of Selected Commodities

Group/Commodity/Item Specification	Unit	City	Prices (Rs.)			% Change in May, 2021 Over			
			May., 2021	Apr., 2021	May., 2020	Apr., 2021	May., 2020		
0170904. Mash, Split, (Average Quality)	40 kg	MUL	7866.10	8216.63	7200.00	-4.27	9.25		
		SKT	7571.82	8022.39	9200.00	-5.62	-17.70		
		KSR	7500.00	8000.00	7200.00	-6.25	4.17		
		KAR	8866.17	8866.17	7330.94	0.00	20.94		
		LAH	9474.54	10322.80	9118.19	-8.22	3.91		
		FAS	8533.20	9663.83	7866.10	-11.70	8.48		
		RAW	8383.30	8383.30	9479.83	0.00	-11.57		
		MUL	8466.14	9439.83	8400.00	-10.31	0.79		
		SKT	7723.92	9731.52	10000.00	-20.63	-22.76		
		KSR	9622.60	9622.60	8000.00	0.00	20.28		
		KAR	9066.18	9066.18	8066.12	0.00	12.40		
		HYD	7666.09	7920.00	7666.09	-3.21	0.00		
		SKR	8782.33	8782.33	7400.00	0.00	18.68		
		MPK	9200.00	9200.00	8800.00	0.00	4.55		
0170905. Moong, Whole, (Average Quality)	40 kg	PSH	9798.64	9798.64	9600.00	0.00	2.07		
		QTA	10479.80	10479.80	11679.82	0.00	-10.27		
		LAH	7200.00	7200.00	9600.00	0.00	-25.00		
		FAS	6866.02	7162.85	8866.17	-4.14	-22.56		
		RAW	7399.55	7466.52	11293.32	-0.90	-34.48		
		MUL	6132.60	6132.60	8931.36	0.00	-31.34		
		SKT	6800.00	7680.00	7600.00	-11.46	-10.53		
		KSR	7600.00	7600.00	9600.00	0.00	-20.83		
		KAR	7866.10	7866.10	9731.52	0.00	-19.17		
		SKR	6600.00	6600.00	10400.00	0.00	-36.54		
		PSH	7266.06	7266.06	9600.00	0.00	-24.31		
		QTA	10479.80	10879.80	11439.81	-3.68	-8.39		
		LAH	7457.36	7794.96	9830.48	-4.33	-24.14		
		FAS	7663.09	7366.07	9298.93	4.03	-17.59		
0170906. Moong, Split, (Average Quality)	40 kg	RAW	7533.19	7749.89	11653.27	-2.80	-35.36		
		MUL	7173.23	7173.23	10131.59	0.00	-29.20		
		SKT	7036.42	7119.11	8480.00	-1.16	-17.02		
		KAR	8266.13	8266.13	10266.24	0.00	-19.48		
		HYD	7732.76	7666.09	10466.24	0.87	-26.12		
		SKR	8131.17	8131.17	10800.00	0.00	-24.71		
		MPK	8200.00	9000.00	10800.00	-8.89	-24.07		
		PSH	7600.00	7600.00	10000.00	0.00	-24.00		
		QTA	10079.79	10479.80	11839.82	-3.82	-14.87		
		014. Sugar Crops							
		0180206. Sugarcane, (Open Market)	40 kg	FAS	263.29	263.29	223.28	0.00	17.92
				HYD	300.00	300.00	286.51	0.00	4.71
				PSH	252.00	252.00	220.00	0.00	14.55
		015. Fibre Crops							
0192101. Cotton, Spot Rate Ex-Kar.	40 kg	KAR	12490.50	12142.50	9869.50	2.87	26.56		
0192201. Jute Bags, (Local)	100 No.	LAH	15000.00	15000.00	13000.00	0.00	15.38		
		FAS	20000.00	20000.00	18000.00	0.00	11.11		
		KAR	16326.62	16326.62	14164.72	0.00	15.26		
		PSH	14000.00	14000.00	14000.00	0.00	0.00		
016. Unmanufactured Tobacco									
0197001. Tobacco, Sindh Karo	40 kg	SAR	9166.18	9098.91	8066.12	0.74	13.64		
		SKR	7600.00	7600.00	6000.00	0.00	26.67		
		LRK	4193.32	4233.27	4000.00	-0.94	4.83		
0197002. Tobacco, Desi (Mitha)	40 kg	LAH	14325.70	14325.70	12164.40	0.00	17.77		
		SAR	12324.48	12324.48	9733.22	0.00	26.62		
		HYD	9000.00	8500.00	7600.00	5.88	18.42		
		QTA	3596.29	3596.29	2927.44	0.00	22.85		
0197003. Tobacco, Sufaid Patta	40 kg	MUL	10699.06	10699.06	7066.04	0.00	51.42		
		SAR	8533.20	8533.20	8866.17	0.00	-3.76		
		KAR	5665.89	5665.89	5265.83	0.00	7.60		
		HYD	8500.00	8500.00	7400.00	0.00	14.86		
		QTA	5797.70	5797.70	5530.17	0.00	4.84		
0197004. Tobacco, Hukka Twisted	40 kg	LAH	14164.72	14164.72	11000.00	0.00	28.77		

Contd.

7.8 Intercity Wholesale Prices of Selected Commodities

Group/Commodity/Item Specification	Unit	City	Prices (Rs.)			% Change in May, 2021 Over	
			May., 2021	Apr., 2021	May., 2020	Apr., 2021	May., 2020
		RAW	6099.45	5533.13	3766.37	10.24	61.95
		MUL	9331.45	9331.45	4365.66	0.00	113.75
		KSR	14325.70	14325.70	11164.20	0.00	28.32
		HYD	10000.00	9400.00	9400.00	6.38	6.38
		SKR	13600.00	13600.00	12000.00	0.00	13.33
		QTA	4396.97	4396.97	3127.81	0.00	40.58
0197005. Tobacco, Hukka Prepared	40 kg	LAH	11000.00	11000.00	9000.00	0.00	22.22
		RAW	5331.88	4932.42	3131.89	8.10	70.24
		MUL	3465.40	3465.40	1463.72	0.00	136.75
		KSR	11000.00	11000.00	9000.00	0.00	22.22
		LRK	2783.23	2882.66	2600.00	-3.45	7.05
		QTA	3195.83	2795.23	1723.55	14.33	85.42
017. Poultry							
0215101. Chicken Farm, (Live)	40 kg	LAH	11000.00	8600.00	6400.00	27.91	71.88
		FAS	11600.00	10080.00	6759.94	15.08	71.60
		RAW	11283.31	9786.65	6573.31	15.29	71.65
		MUL	13000.00	10200.00	7600.00	27.45	71.05
		GUJ	11040.00	9720.00	6560.00	13.58	68.29
		SKT	11000.00	9200.00	6600.00	19.57	66.67
		BPR	11800.00	9600.00	7040.00	22.92	67.61
		KAR	12800.00	11200.00	8800.00	14.29	45.45
		HYD	12466.31	10493.06	8000.00	18.81	55.83
		SKR	12000.00	10600.00	8000.00	13.21	50.00
		MPK	12080.00	10000.00	8240.00	20.80	46.60
		PSH	11200.00	10200.00	7120.00	9.80	57.30
		QTA	12798.96	11598.85	8398.41	10.35	52.40
018. Raw Milk from Bovine Animals							
0221101. Fresh Milk	40 L	LAH	3200.00	3200.00	3032.97	0.00	5.51
		FAS	3265.32	3200.00	3200.00	2.04	2.04
		RAW	4399.24	4366.41	3986.62	0.75	10.35
		MUL	2865.14	2865.14	2732.93	0.00	4.84
		SAH	2800.00	2800.00	2400.00	0.00	16.67
		SKT	3600.00	3200.00	3200.00	12.50	12.50
		KSR	3166.31	3166.31	2633.23	0.00	20.24
		KAR	4800.00	4800.00	4000.00	0.00	20.00
		HYD	4342.49	4342.49	3300.00	0.00	31.59
		SKR	3600.00	3600.00	3200.00	0.00	12.50
		MPK	3600.00	3600.00	3360.00	0.00	7.14
		PSH	4800.00	4800.00	4000.00	0.00	20.00
		BNU	3600.00	3600.00	3600.00	0.00	0.00
		QTA	4400.00	4400.00	3800.00	0.00	15.79
019. Eggs							
0231001. Eggs Farm, Crate	Each	LAH	4140.00	4860.00	2790.00	-14.81	48.39
		FAS	4333.08	4533.09	2032.79	-4.41	113.16
		RAW	3976.61	4669.98	2733.23	-14.85	45.49
		MUL	4183.27	4506.66	2632.91	-7.18	58.88
		GUJ	4366.41	4566.42	2266.17	-4.38	92.68
		SKT	4300.00	4700.00	2400.00	-8.51	79.17
		BPR	4050.00	4400.00	2400.00	-7.95	68.75
		KAR	4200.00	4800.00	2550.00	-12.50	64.71
		HYD	3982.20	4597.86	2448.99	-13.39	62.61
		SKR	3600.00	4249.42	2400.00	-15.28	50.00
		MPK	3750.00	4250.00	1550.00	-11.76	141.94
		PSH	4200.00	5100.00	2319.83	-17.65	81.05
		QTA	4498.33	4798.44	3179.62	-6.25	41.47
020. Raw Animal Materials / Wool							
0294201. Wool, Pakistani, White, (Superior Quality)	40 kg	LAH	1566.49	1566.49	1566.49	0.00	0.00
		MUL	1866.52	1816.51	1582.64	2.75	17.94
		KAR	7130.87	7130.87	7130.87	0.00	0.00
		BNU	2500.00	2500.00	2500.00	0.00	0.00
0294202. Wool, Pakistani, Yellow, (Superior Quality)	40 kg	LAH	1366.47	1366.47	1366.47	0.00	0.00

Contd.

7.8 Intercity Wholesale Prices of Selected Commodities

Group/Commodity/Item Specification	Unit	City	Prices (Rs.)			% Change in May, 2021 Over	
			May., 2021	Apr., 2021	May., 2020	Apr., 2021	May., 2020
		MUL	916.37	883.01	666.26	3.78	37.54
		KAR	6866.02	6866.02	6866.02	0.00	0.00
		BNU	2250.00	2250.00	2250.00	0.00	0.00
0294203. Wool, Pakistani, White, (Medium Quality)	40 kg	LAH	1282.48	1282.48	1282.48	0.00	0.00
		MUL	1416.47	1366.47	1266.45	3.66	11.85
		KAR	3583.03	3583.03	3583.03	0.00	0.00
		BNU	2100.00	2100.00	2100.00	0.00	0.00
0294204. Wool, Pakistani, Yellow, (Medium Quality)	40 kg	LAH	1166.43	1166.43	1166.43	0.00	0.00
		MUL	666.26	616.22	566.19	8.12	17.67
		KAR	3249.24	3249.24	3249.24	0.00	0.00
		BNU	1900.00	1900.00	1900.00	0.00	0.00
0294205. Wool, Coloured, Light	40 kg	LAH	916.37	916.37	916.37	0.00	0.00
		MUL	816.33	816.33	731.86	0.00	11.54
		KAR	2665.03	2665.03	2665.03	0.00	0.00
		BNU	1600.00	1600.00	1600.00	0.00	0.00
0294206. Wool, Coloured, Dark	40 kg	LAH	816.33	816.33	816.33	0.00	0.00
		MUL	315.82	315.82	220.00	0.00	43.55
		KAR	2464.90	2464.90	2464.90	0.00	0.00
		BNU	1500.00	1500.00	1500.00	0.00	0.00
021. Hides, Skins & Fur Skins, Raw							
0295101. Hides, Wet, Salted, Cow, (Medium Size)	100 No.	LAH	83203.35	83203.35	120000.00	0.00	-30.66
		RAW	63288.67	63288.67	63288.67	0.00	0.00
		MUL	116569.53	103228.01	166650.11	12.92	-30.05
		SKT	50000.00	50000.00	50000.00	0.00	0.00
		KSR	83203.35	83203.35	123244.80	0.00	-32.49
		KAR	106265.86	116299.07	114642.67	-8.63	-7.31
		HYD	35000.00	35000.00	50000.00	0.00	-30.00
		BNU	70000.00	70000.00	80000.00	0.00	-12.50
		QTA	250000.00	250000.00	250000.00	0.00	0.00
0295102. Hides, Wet, Salted, Buffalo, (Medium Size)	100 No.	LAH	61622.40	61622.40	90000.00	0.00	-31.53
		RAW	68292.00	68292.00	68292.00	0.00	0.00
		MUL	121644.04	121644.04	113237.13	0.00	7.42
		SKT	50000.00	50000.00	50000.00	0.00	0.00
		KSR	60659.39	60659.39	93216.98	0.00	-34.93
		KAR	68682.85	81382.23	35568.93	-15.60	93.10
		HYD	35000.00	35000.00	40000.00	0.00	-12.50
		BNU	66494.00	66494.00	60000.00	0.00	10.82
		QTA	74888.72	94912.20	94912.20	-21.10	-21.10
0295103. Hides, Wet, Salted, Calf, (Medium Size)	100 No.	LAH	30652.38	30652.38	37500.00	0.00	-18.26
		RAW	48274.47	48274.47	48274.47	0.00	0.00
		MUL	36593.06	36593.06	56618.57	0.00	-35.37
		SKT	20000.00	20000.00	20000.00	0.00	0.00
		KSR	30652.38	30652.38	39097.64	0.00	-21.60
		KAR	300000.00	300000.00	300000.00	0.00	0.00
		HYD	55000.00	55000.00	83203.35	0.00	-33.90
		BNU	28231.08	28231.08	30000.00	0.00	-5.90
		QTA	54848.07	64871.54	64871.54	-15.45	-15.45
0295301. Sheep Skin, (Medium Size)	100 No	RAW	10330.62	10330.62	10330.62	0.00	0.00
		MUL	8320.34	8320.34	8320.34	0.00	0.00
		KSR	10000.00	10000.00	8663.50	0.00	15.43
		KAR	8163.31	8663.50	20165.30	-5.77	-59.52
		HYD	3000.00	3000.00	5000.00	0.00	-40.00
		PSH	10000.00	10000.00	10000.00	0.00	0.00
		QTA	30000.00	30000.00	30000.00	0.00	0.00
0295302. Sheep Skin, (Large Size)	100 No	LAH	13325.13	13325.13	14664.79	0.00	-9.14
		RAW	11330.86	11330.86	11330.86	0.00	0.00
		MUL	12324.48	11323.71	12164.40	8.84	1.32
		KSR	12000.00	12000.00	12164.40	0.00	-1.35
		KAR	10603.29	11233.31	24658.83	-5.61	-57.00
		HYD	7000.00	7000.00	10000.00	0.00	-30.00
		PSH	15000.00	15000.00	15000.00	0.00	0.00

Contd.

7.8 Intercity Wholesale Prices of Selected Commodities

Group/Commodity/Item Specification	Unit	City	Prices (Rs.)			% Change in May, 2021 Over	
			May., 2021	Apr., 2021	May., 2020	Apr., 2021	May., 2020
0295401. Goat Skin, (Large Size)	100 No	QTA	9599.65	9599.65	35000.00	0.00	-72.57
		LAH	21328.18	21328.18	15000.00	0.00	42.19
		RAW	12331.06	12331.06	12331.06	0.00	0.00
		KSR	20000.00	20000.00	15000.00	0.00	33.33
		KAR	13103.71	13636.48	20996.60	-3.91	-37.59
		HYD	20000.00	20000.00	25000.00	0.00	-20.00
0295402. Goat Skin, (Extra large Size)	100 No	PSH	13000.00	13000.00	13000.00	0.00	0.00
		QTA	9491.22	8599.61	35000.00	10.37	-72.88
		LAH	25328.99	25328.99	17665.10	0.00	43.38
		RAW	12831.15	12831.15	12831.15	0.00	0.00
		MUL	17642.11	17642.11	22647.43	0.00	-22.10
		KSR	22500.00	22500.00	15164.85	0.00	48.37
0295403. Goat Skin, (Medium Size)	100 No	KAR	16483.30	17008.93	22660.74	-3.09	-27.26
		HYD	20000.00	20000.00	30000.00	0.00	-33.33
		PSH	15000.00	15000.00	15000.00	0.00	0.00
		QTA	10969.61	9899.66	40000.00	10.81	-72.58
		LAH	20327.93	20327.93	12664.49	0.00	60.51
		RAW	11330.86	11330.86	11330.86	0.00	0.00
0295404. Goat Skin, (Small Size)	100 No	MUL	12324.48	12324.48	11323.71	0.00	8.84
		SKT	15000.00	15000.00	15000.00	0.00	0.00
		KSR	16000.00	16000.00	12664.49	0.00	26.34
		KAR	8973.17	9474.54	15164.85	-5.29	-40.83
		PSH	7000.00	7000.00	7000.00	0.00	0.00
		QTA	25000.00	25000.00	25000.00	0.00	0.00
022. Fuel Wood in Logs	40 kg	LAH	15326.19	15326.19	9000.00	0.00	70.29
		RAW	10330.62	10330.62	10330.62	0.00	0.00
		SKT	12500.00	12500.00	12500.00	0.00	0.00
		KSR	12000.00	12000.00	9000.00	0.00	33.33
		KAR	4069.11	4578.86	6817.57	-11.13	-40.31
		PSH	5000.00	5000.00	5000.00	0.00	0.00
0313001. Fire Wood, (Mixed), Dry	40 kg	QTA	15000.00	15000.00	15000.00	0.00	0.00
		LAH	850.00	850.00	800.00	0.00	6.25
		FAS	594.39	631.64	408.17	-5.90	45.62
		RAW	866.35	866.35	693.27	0.00	24.97
		MUL	689.93	689.93	689.93	0.00	0.00
		KAR	700.00	700.00	616.22	0.00	13.60
023. Fish Live Fresh or Chilled	40 kg	HYD	650.00	650.00	650.00	0.00	0.00
		SKR	450.00	450.00	450.00	0.00	0.00
		LRK	526.65	529.94	482.74	-0.62	9.10
		PSH	716.28	716.28	764.17	0.00	-6.27
		QTA	614.88	614.88	614.88	0.00	0.00
		0411901. Fish Rahu, River	40 kg	LAH	10163.96	10163.96	10163.96
RAW	5399.38			5399.38	5766.47	0.00	-6.37
MUL	9866.22			9532.86	9731.52	3.50	1.38
HYD	11330.86			11330.86	13000.00	0.00	-12.84
SKR	9200.00			9200.00	9200.00	0.00	0.00
PSH	8393.65			8393.65	8400.00	0.00	-0.08
0411902. Fish Rahu, Sea	40 kg	KAR	11709.78	11709.78	11460.56	0.00	2.17
0411903. Fish Surmai, Sea	40 kg	KAR	16262.34	16262.34	15732.21	0.00	3.37
024. Coal not Agglomerated							
1101001. Coal	MT	LAH	9100.00	9100.00	9100.00	0.00	0.00
025. Natural Gas Liquified							
1202001. Sui Gas, General /Industrial Use	MMBTU	KAR	1233.18	1233.18	1194.57	0.00	3.23
1202002. LPG Cylinder 11.67 Kg	Each	LAH	1167.00	1284.00	1167.00	-9.11	0.00
		RAW	1236.66	1356.63	1236.63	-8.84	0.00
		KAR	1100.00	1320.00	1320.00	-16.67	-16.67
		PSH	1517.10	1400.40	1400.40	8.33	8.33
		QTA	1474.86	1574.87	1474.86	-6.35	0.00

Contd.

7.8 Intercity Wholesale Prices of Selected Commodities

Group/Commodity/Item Specification	Unit	City	Prices (Rs.)			% Change in May, 2021 Over	
			May., 2021	Apr., 2021	May., 2020	Apr., 2021	May., 2020
026. Salt & Pure Sodium Chloride							
1620001. Salt, Crushed, Lahori	40 kg	LAH	400.00	400.00	400.00	0.00	0.00
		RAW	598.61	566.19	493.24	5.73	21.36
		MUL	394.97	394.97	394.97	0.00	0.00
		KAR	447.48	447.48	447.48	0.00	0.00
		SKR	332.81	332.81	300.00	0.00	10.94
		PSH	400.00	400.00	400.00	0.00	0.00
1620002. Sea Salt	40 kg	LAH	480.00	480.00	430.00	0.00	11.63
		FAS	206.46	206.46	186.43	0.00	10.74
		KAR	212.53	212.53	212.53	0.00	0.00
		HYD	206.46	206.46	150.00	0.00	37.64
		NWB	290.00	290.00	323.30	0.00	-10.30
027. Electrical Energy							
1710011. Electricity, Tarrif B1	kWh	KAR	21.76	23.26	25.15	-6.45	-13.48
1710012. Electricity, Tarrif B2	kWh	KAR	23.63	25.13	24.27	-5.97	-2.64
1710013. Electricity, Tarrif B3	kWh	KAR	23.63	25.13	25.82	-5.97	-8.48
1710014. Electricity, Tarrif B4	kWh	KAR	23.57	25.07	25.76	-5.98	-8.50
1710021. Electricity, Tariff D1	kWh	KAR	23.74	24.49	21.45	-3.06	10.68
1710022. Electricity, Tariff D2	kWh	KAR	12.06	12.81	8.35	-5.85	44.43
3. Food, Beverages, Tobacco, Textiles, Leather							
3a) Food Products, Beverages & Tobacco							
028. Meat of Animals							
2111101. Beef	40 kg	LAH	18200.00	18200.00	15326.19	0.00	18.75
		FAS	18327.34	16164.96	13825.43	13.38	32.56
		RAW	22496.30	20495.93	18831.85	9.76	19.46
		MUL	16932.29	15862.23	14066.35	6.75	20.37
		SAR	19666.44	17600.00	17400.00	11.74	13.03
		KAR	20263.19	20263.19	17732.34	0.00	14.27
		HYD	19710.28	19043.87	16597.61	3.50	18.75
		PSH	19200.00	15462.12	16262.34	24.17	18.06
		QTA	20599.35	19599.32	16799.21	5.10	22.62
2111601. Mutton	40 kg	LAH	38264.82	38264.82	36330.29	0.00	5.32
		FAS	36654.69	35330.21	32000.00	3.75	14.55
		RAW	43992.42	42498.04	40332.64	3.52	9.07
		MUL	33466.13	30932.76	26932.68	8.19	24.26
		KAR	36654.69	36654.69	32653.24	0.00	12.25
		HYD	42091.99	42091.99	32970.28	0.00	27.67
		PSH	32400.00	32400.00	36531.38	0.00	-11.31
		QTA	40794.77	40794.77	38794.50	0.00	5.16
029. Vegetables & Fruit Juice							
2133101. Tomato, Ketchup, Polybag, 500 Gm	Dozen	LAH	1380.00	1380.00	1200.00	0.00	15.00
		FAS	1560.00	1560.00	1680.00	0.00	-7.14
		RAW	1333.28	1333.28	1326.66	0.00	0.50
		MUL	1908.00	1908.00	1608.00	0.00	18.66
		KAR	1620.00	1620.00	1404.00	0.00	15.38
		HYD	1680.00	1680.00	1440.00	0.00	16.67
		SKR	1524.00	1524.00	1267.00	0.00	20.28
		MPK	1440.00	1440.00	1014.00	0.00	42.01
		PSH	1680.00	1680.00	1500.00	0.00	12.00
		QTA	1560.00	1560.00	1620.00	0.00	-3.70
2133901. Chillies and Lime Pickle in Oil, Bottle, 340Gm	Dozen	LAH	1512.00	1512.00	1250.00	0.00	20.96
		RAW	1383.28	1383.28	1313.30	0.00	5.33
		KAR	1512.00	1512.00	1512.00	0.00	0.00
		MPK	1560.00	1560.00	1560.00	0.00	0.00
		PSH	1440.00	1440.00	1440.00	0.00	0.00
		QTA	1620.00	1620.00	1860.00	0.00	-12.90
030. Dried Fruits & Nuts							
2141101. Raisins (Kishmish), (Average Quality)	40 kg	LAH	14000.00	14000.00	14000.00	0.00	0.00
		RAW	13976.15	13325.13	9366.55	4.89	49.21
		MUL	15728.76	15728.76	13066.33	0.00	20.38
		KAR	14132.08	14132.08	14132.08	0.00	0.00

Contd.

7.8 Intercity Wholesale Prices of Selected Commodities

Group/Commodity/Item Specification	Unit	City	Prices (Rs.)			% Change in May, 2021 Over	
			May., 2021	Apr., 2021	May., 2020	Apr., 2021	May., 2020
		HYD	13664.65	13664.65	12000.00	0.00	13.87
		MPK	13600.00	13600.00	10500.00	0.00	29.52
		PSH	15200.00	15200.00	12000.00	0.00	26.67
		BNU	13065.30	12800.00	12000.00	2.07	8.88
		QTA	17551.38	17551.38	17551.38	0.00	0.00
2141301. Groundnut with Shell, (Average Quality)	40 kg	LAH	12000.00	12000.00	9731.52	0.00	23.31
		RAW	10231.28	10231.28	10066.23	0.00	1.64
		MUL	9864.85	9864.85	5661.86	0.00	74.23
		KAR	10626.59	10626.59	9731.52	0.00	9.20
		HYD	6328.87	6328.87	8000.00	0.00	-20.89
		MPK	6000.00	6000.00	5500.00	0.00	9.09
		PSH	10131.59	10131.59	8000.00	0.00	26.64
		QTA	12798.96	12798.96	10798.77	0.00	18.52
031. Fruit Juices							
2142902. Jam-i-Shireen (Standard Size)	Dozen	LAH	2856.00	2856.00	2520.00	0.00	13.33
		FAS	2850.00	2850.00	2550.00	0.00	11.76
		RAW	2966.57	2966.57	2693.32	0.00	10.15
		MUL	3024.00	3024.00	2736.00	0.00	10.53
		GUJ	3120.00	3000.00	2440.00	4.00	27.87
		BPR	3180.00	3180.00	2820.00	0.00	12.77
		KAR	3024.00	3024.00	2700.00	0.00	12.00
		HYD	3000.00	3000.00	2800.00	0.00	7.14
		SKR	2880.00	2880.00	2280.00	0.00	26.32
		PSH	3000.00	3000.00	2730.00	0.00	9.89
		BNU	2880.00	2880.00	2520.00	0.00	14.29
2142903. Fruit Juice Tetra Pack, Sheezan/Maz	Dozen	LAH	190.00	190.00	190.00	0.00	0.00
		FAS	200.00	200.00	182.00	0.00	9.89
		RAW	223.28	223.28	203.28	0.00	9.84
		MUL	212.00	212.00	212.00	0.00	0.00
		KAR	216.00	216.00	216.00	0.00	0.00
		HYD	200.00	200.00	200.00	0.00	0.00
		SKR	216.00	216.00	180.00	0.00	20.00
		PSH	180.00	180.00	155.00	0.00	16.13
		QTA	180.00	180.00	110.00	0.00	63.64
2142904. Lemon / Orange Squash, Mitchell's, 730ML	Dozen	LAH	2060.00	2060.00	1800.00	0.00	14.44
		FAS	2366.55	2300.00	1860.00	2.89	27.23
		RAW	2283.30	2276.66	2276.66	0.29	0.29
		MUL	2004.00	2004.00	2004.00	0.00	0.00
		KAR	2376.00	2376.00	2160.00	0.00	10.00
		HYD	2520.00	2400.00	2520.00	5.00	0.00
		PSH	2100.00	2100.00	2330.00	0.00	-9.87
2142905. Murree Brewery /Tops Juice Malt 79(Abbe Jow)	Dozen	LAH	525.00	525.00	495.00	0.00	6.06
		RAW	759.87	739.86	713.27	2.70	6.53
		KSR	525.00	525.00	435.00	0.00	20.69
2149201. Apple / Mango / Orange / Mix Fruit, Jam, 450 Gm	Dozen	LAH	1600.00	1600.00	1600.00	0.00	0.00
		RAW	1716.66	1716.66	1716.66	0.00	0.00
		KAR	1728.00	1728.00	1728.00	0.00	0.00
		MPK	1680.00	1680.00	1183.00	0.00	42.01
		PSH	1800.00	1800.00	1680.00	0.00	7.14
		QTA	1860.00	1860.00	1860.00	0.00	0.00
2149202. Mango / Mixed Pickle in Oil, Bottle, 340 Gm	Dozen	LAH	1330.00	1330.00	1120.00	0.00	18.75
		RAW	1436.66	1436.66	1436.66	0.00	0.00
		KAR	1512.00	1512.00	1512.00	0.00	0.00
		MPK	1536.00	1536.00	992.76	0.00	54.72
		PSH	1680.00	1680.00	1350.00	0.00	24.44
		QTA	1620.00	1620.00	1800.00	0.00	-10.00
032. Vegetable Oils Refined							
2154101. Soyabean Cooking Oil, Tin/ Bottle, 5 Litre	Dozen	LAH	16524.00	16524.00	12000.00	0.00	37.70
		FAS	17400.00	17266.41	14400.00	0.77	20.83
		RAW	17633.27	17633.27	14239.55	0.00	23.83
		MUL	18024.00	18024.00	15072.00	0.00	19.59

Contd.

7.8 Intercity Wholesale Prices of Selected Commodities

Group/Commodity/Item Specification	Unit	City	Prices (Rs.)			% Change in May, 2021 Over	
			May., 2021	Apr., 2021	May., 2020	Apr., 2021	May., 2020
		KAR	16686.00	16686.00	12180.00	0.00	37.00
		HYD	18600.00	18600.00	15600.00	0.00	19.23
		SKR	17880.00	17880.00	13920.00	0.00	28.45
		MPK	18240.00	16080.00	15000.00	13.43	21.60
		PSH	18600.00	18600.00	13560.00	0.00	37.17
		BNU	17330.00	16200.00	11160.00	6.98	55.29
		QTA	16800.00	16800.00	10080.00	0.00	66.67
2154301. Sun Flower Cooking Oil Tin/ Bottle, 5 Litre	Dozen	LAH	16524.00	16524.00	12000.00	0.00	37.70
		FAS	17400.00	16866.40	14520.00	3.16	19.83
		RAW	17633.27	17633.27	14239.55	0.00	23.83
		MUL	18372.00	18372.00	15516.00	0.00	18.41
		KAR	16740.00	16740.00	12240.00	0.00	36.76
		HYD	18600.00	18600.00	14000.00	0.00	32.86
		SKR	17880.00	17880.00	13920.00	0.00	28.45
		PSH	18000.00	18000.00	13279.52	0.00	35.55
		QTA	16584.00	16584.00	10800.00	0.00	53.56
2154401. Mustard & Rape Seed Oil	40 kg	LAH	9600.00	9600.00	6433.16	0.00	49.23
		RAW	9466.55	9099.63	7966.53	4.03	18.83
		MUL	9866.22	9666.21	6183.15	2.07	59.57
		KSR	9398.93	9398.93	6433.16	0.00	46.10
		KAR	10000.00	10000.00	7466.07	0.00	33.94
		HYD	9932.88	9866.22	6600.00	0.68	50.50
		MPK	10200.00	9520.00	6500.00	7.14	56.92
		PSH	10800.00	10800.00	8800.00	0.00	22.73
		BNU	10000.00	10000.00	6800.00	0.00	47.06
		QTA	9598.61	9598.61	8398.41	0.00	14.29
2154801. Cotton Seed Oil	40 kg	LAH	6200.00	6200.00	6200.00	0.00	0.00
		MUL	7066.04	7066.04	4283.08	0.00	64.98
		GUJ	8800.00	8800.00	6600.00	0.00	33.33
		SAR	9600.00	9533.22	5900.00	0.70	62.71
		KAR	8800.00	8800.00	5528.77	0.00	59.17
		HYD	9800.00	9100.00	5900.00	7.69	66.10
		SKR	10320.00	9040.00	6320.00	14.16	63.29
		NWB	6633.17	6633.17	6366.49	0.00	4.19
		PSH	5800.00	5800.00	5800.00	0.00	0.00
2154901. Rafhan Corn Oil, 2 Litre	Dozen	LAH	10800.00	10000.00	9000.00	8.00	20.00
		FAS	10800.00	10800.00	9960.00	0.00	8.43
		RAW	12533.24	12533.24	14666.59	0.00	-14.55
		MUL	10848.00	10848.00	9060.00	0.00	19.74
		KAR	10065.00	10065.00	9996.00	0.00	0.69
		HYD	12000.00	12000.00	11200.00	0.00	7.14
		MPK	12540.00	12540.00	9840.00	0.00	27.44
		PSH	11040.00	11040.00	10560.00	0.00	4.55
		QTA	10956.00	10956.00	8760.00	0.00	25.07
033. Vegetable Ghee							
2159001. Vegetable Ghee, Carton, 16 kg	Each	LAH	4250.00	4050.00	3250.00	4.94	30.77
		RAW	4176.62	4016.60	3083.24	3.98	35.46
		MUL	4206.67	4031.67	3180.00	4.34	32.29
		SKT	4320.00	4070.00	3190.00	6.14	35.42
		KAR	4300.00	4300.00	3350.00	0.00	28.36
		SKR	4120.00	3750.00	2550.00	9.87	61.57
		MPK	4600.00	4150.00	2850.00	10.84	61.40
		PSH	4300.00	4250.00	3350.00	1.18	28.36
		QTA	4915.00	4915.00	3400.00	0.00	44.56
2159002. Vegetable Ghee, Dalda, 5 Kg	Dozen	LAH	17040.00	17040.00	13500.00	0.00	26.22
		FAS	17400.00	17266.41	14400.00	0.77	20.83
		RAW	17633.27	17633.27	14239.55	0.00	23.83
		MUL	17148.00	17148.00	14724.00	0.00	16.46
		SAR	18000.00	18000.00	14520.00	0.00	23.97
		KAR	16632.00	16632.00	13920.00	0.00	19.48
		HYD	18000.00	18000.00	15000.00	0.00	20.00

Contd.

7.8 Intercity Wholesale Prices of Selected Commodities

Group/Commodity/Item Specification	Unit	City	Prices (Rs.)			% Change in May, 2021 Over	
			May., 2021	Apr., 2021	May., 2020	Apr., 2021	May., 2020
		SKR	18240.00	18240.00	15120.00	0.00	20.63
		PSH	17640.00	17640.00	14760.00	0.00	19.51
		QTA	18300.00	18300.00	14640.00	0.00	25.00
034. Oil Cakes							
2171001. Cotton Seed Oil Cakes	40 kg	LAH	2350.00	2350.00	2400.00	0.00	-2.08
		FAS	2170.00	2250.00	2081.63	-3.56	4.25
		MUL	2232.84	2232.84	1716.51	0.00	30.08
		SAR	2600.00	2600.00	2666.25	0.00	-2.48
		BPR	2166.15	2166.15	1932.77	0.00	12.07
		HYD	1900.00	1900.00	1800.00	0.00	5.56
		SKR	2000.00	2000.00	1795.00	0.00	11.42
		MPK	1715.00	1900.00	1600.00	-9.74	7.19
		PSH	2200.00	2200.00	2200.00	0.00	0.00
		QTA	1678.73	1678.73	1250.00	0.00	34.30
2171002. Mustard & Rapseed Oil Cakes	40 kg	LAH	2500.00	2500.00	1900.00	0.00	31.58
		FAS	2266.54	2132.82	1566.49	6.27	44.69
		MUL	2232.84	2166.15	1493.21	3.08	49.53
		SAR	2400.00	2432.88	1641.62	-1.35	46.20
		BPR	2366.55	2333.21	1632.66	1.43	44.95
		HYD	2400.00	2400.00	1800.00	0.00	33.33
		SKR	2250.00	2250.00	1800.00	0.00	25.00
		MPK	2100.00	2000.00	1350.00	5.00	55.56
		PSH	2200.00	2200.00	2200.00	0.00	0.00
		QTA	1993.31	1993.31	999.17	0.00	99.50
035. Processed Liquid Milk							
2211002. MilkPak, Nestle, 1 Litre	Dozen	LAH	1800.00	1800.00	1700.00	0.00	5.88
		FAS	1800.00	1800.00	1600.00	0.00	12.50
		RAW	1746.66	1746.66	1659.98	0.00	5.22
		KAR	1755.00	1755.00	1656.00	0.00	5.98
		HYD	1820.00	1810.00	1700.00	0.55	7.06
		SKR	1820.00	1820.00	1698.00	0.00	7.18
		PSH	1800.00	1800.00	1620.00	0.00	11.11
036. Milk & Cream in Solid Form							
2221101. Powdered Milk, Everyday (Nestle), 1 Kg	Dozen	LAH	10300.00	10300.00	9600.00	0.00	7.29
		RAW	10778.33	10778.33	9399.96	0.00	14.66
		MUL	10152.00	10152.00	10152.00	0.00	0.00
		KAR	10440.00	10440.00	9960.00	0.00	4.82
		HYD	11733.33	11733.33	11333.33	0.00	3.53
		SKR	10824.00	10824.00	9840.00	0.00	10.00
		PSH	10800.00	10800.00	10200.00	0.00	5.88
		BNU	12040.00	12040.00	9960.00	0.00	20.88
		QTA	11340.00	11340.00	11340.00	0.00	0.00
2221201. Powdered Milk, Skimmed, Bag, 25 kg	Each	LAH	13000.00	13000.00	12000.00	0.00	8.33
		RAW	15164.85	15164.85	14133.02	0.00	7.30
		MUL	14664.79	14664.79	11664.31	0.00	25.72
		KAR	15000.00	15000.00	12824.82	0.00	16.96
		PSH	14209.02	14209.02	14400.00	0.00	-1.33
		QTA	12500.00	12500.00	12500.00	0.00	0.00
2221202. Powdered Milk, Nido, Polybag, 910 Gm	Dozen	LAH	11124.00	11124.00	10139.64	0.00	9.71
		RAW	11415.00	11415.00	11160.00	0.00	2.28
		GUJ	11280.00	11280.00	10800.00	0.00	4.44
		KAR	11280.00	11280.00	10560.00	0.00	6.82
		HYD	12395.60	12395.60	11064.00	0.00	12.04
		PSH	11760.00	11760.00	10320.00	0.00	13.95
037. Ice Cream							
2227001. Ice Cream, Walls/Omore Cup, Large	Dozen	LAH	560.00	560.00	500.00	0.00	12.00
		RAW	596.65	546.65	546.65	9.15	9.15
		KAR	600.00	600.00	480.00	0.00	25.00
		HYD	600.00	600.00	480.00	0.00	25.00
		SKR	567.50	567.50	453.00	0.00	25.28
		QTA	552.00	552.00	456.00	0.00	21.05

Contd.

7.8 Intercity Wholesale Prices of Selected Commodities

Group/Commodity/Item Specification	Unit	City	Prices (Rs.)			% Change in May, 2021 Over	
			May., 2021	Apr., 2021	May., 2020	Apr., 2021	May., 2020
			038. Dairy Products N.E.C				
2229001. Milo (Nestle), Packet, 200 Gm	Dozen	LAH	3000.00	3000.00	3000.00	0.00	0.00
		FAS	3200.00	3200.00	2800.00	0.00	14.29
		RAW	2499.84	2499.84	2499.84	0.00	0.00
		KAR	2880.00	2880.00	3240.00	0.00	-11.11
		MPK	2760.00	2760.00	2760.00	0.00	0.00
		PSH	3360.00	5040.00	2520.00	-33.33	33.33
		QTA	3180.00	3180.00	1920.00	0.00	65.63
2229002. Lactogen, Soft Pack, 400 Gm	Dozen	LAH	6600.00	6600.00	6240.00	0.00	5.77
		FAS	6840.00	6840.00	6360.00	0.00	7.55
		RAW	6863.33	6863.33	6149.95	0.00	11.60
		MUL	6660.00	6660.00	6444.00	0.00	3.35
		KAR	6480.00	6480.00	5880.00	0.00	10.20
		HYD	6960.00	6720.00	6480.00	3.57	7.41
		MPK	6720.00	6720.00	6120.00	0.00	9.80
		PSH	6840.00	6840.00	6240.00	0.00	9.62
		QTA	7380.00	7380.00	6480.00	0.00	13.89
039. Wheat Flour							
2311001. Wheat Flour, (Super Quality), Bag, 80 Kg	Each	LAH	5600.00	5600.00	4000.00	0.00	40.00
		FAS	4266.66	4800.00	3300.00	-11.11	29.29
		RAW	5349.84	5833.29	4633.27	-8.29	15.47
		MUL	4800.00	4800.00	4280.00	0.00	12.15
		GUJ	4426.00	4746.00	3400.00	-6.74	30.18
		SAR	5120.00	5216.61	3600.00	-1.85	42.22
		SKT	5359.70	5298.14	4200.00	1.16	27.61
		KAR	5440.00	5120.00	4106.49	6.25	32.47
		HYD	5133.12	4860.00	3950.00	5.62	29.95
		SKR	4720.00	4480.00	3120.00	5.36	51.28
		LRK	5346.53	5319.29	3532.06	0.51	51.37
		PSH	5200.00	5320.00	4100.00	-2.26	26.83
		QTA	6319.66	6159.65	3919.46	2.60	61.24
2311002. Wheat Flour, (Average Quality), Bag, 80 Kg	Each	LAH	4080.00	3920.00	3200.00	4.08	27.50
		FAS	3440.00	3380.00	3100.00	1.78	10.97
		RAW	4549.82	3350.00	3144.00	35.82	44.71
		MUL	4265.00	4320.00	3120.00	-1.27	36.70
		SAH	4426.02	4110.73	3120.00	7.67	41.86
		SAR	3633.03	4033.06	2800.00	-9.92	29.75
		BPR	4373.33	4533.00	3200.00	-3.52	36.67
		KAR	4640.00	4320.00	3466.46	7.41	33.85
		HYD	4616.61	4236.59	3505.00	8.97	31.71
		SKR	4480.00	4240.00	3080.00	5.66	45.45
		LRK	5106.53	5103.12	3600.00	0.07	41.85
		MPK	4800.00	4800.00	3680.00	0.00	30.43
		PSH	4346.50	4600.00	3600.00	-5.51	20.74
		QTA	4959.57	5199.59	3839.44	-4.62	29.17
2311003. Wheat Flour, Bag, (Average Quality), 20 Kg	Dozen	LAH	12360.00	10200.00	9360.00	21.18	32.05
		FAS	10320.00	10164.00	9660.00	1.53	6.83
		RAW	13079.90	10080.00	9432.00	29.76	38.68
		MUL	12800.00	11904.35	9360.00	7.52	36.75
		GUJ	12840.00	10320.00	9660.00	24.42	32.92
		SKT	12360.00	10260.00	9600.00	20.47	28.75
		BPR	13120.00	13600.00	9600.00	-3.53	36.67
		KAR	14880.00	13920.00	12720.00	6.90	16.98
		HYD	15199.58	14079.89	11597.77	7.95	31.06
		SKR	12480.00	12720.00	9600.00	-1.89	30.00
		LRK	13986.35	13440.00	10080.00	4.07	38.75
		MPK	14160.00	14160.00	11520.00	0.00	22.92
		NWB	14160.00	13453.32	11866.29	5.25	19.33
		PSH	10320.00	10320.00	10272.23	0.00	0.47
		QTA	14939.92	15359.69	11400.00	-2.73	31.05

Contd.

7.8 Intercity Wholesale Prices of Selected Commodities

Group/Commodity/Item Specification	Unit	City	Prices (Rs.)			% Change in May, 2021 Over			
			May., 2021	Apr., 2021	May., 2020	Apr., 2021	May., 2020		
2311004. Maida, (Average Quality), Bag, 40 Kg	Each	LAH	2880.00	2880.00	2000.00	0.00	44.00		
		FAS	2400.00	2480.00	2000.00	-3.23	20.00		
		RAW	2949.72	2983.24	2416.55	-1.12	22.06		
		MUL	2653.33	2766.57	2032.79	-4.09	30.53		
		SAR	2573.26	2659.85	1900.00	-3.26	35.43		
		BPR	3066.30	3066.30	1972.97	0.00	55.42		
		KAR	2520.00	2360.00	2133.25	6.78	18.13		
		HYD	2400.00	2400.00	1866.52	0.00	28.58		
		SKR	2560.00	2426.38	2000.00	5.51	28.00		
		MPK	2600.00	2600.00	2200.00	0.00	18.18		
		PSH	2640.00	2720.00	2125.00	-2.94	24.24		
		QTA	2799.24	2799.24	2639.19	0.00	6.06		
		2311005. Suji, Bag, 40 Kg	Each	LAH	3040.00	3040.00	2200.00	0.00	38.18
				FAS	2400.00	2480.00	2000.00	-3.23	20.00
RAW	3049.73			3116.58	2458.31	-2.14	24.06		
MUL	2643.33			2733.23	1859.95	-3.29	42.12		
SAH	2476.00			2800.00	2266.54	-11.57	9.24		
BPR	3066.30			3066.30	2066.58	0.00	48.38		
KAR	2560.00			2440.00	2253.25	4.92	13.61		
HYD	2696.46			2696.46	2080.00	0.00	29.64		
SKR	2560.00			2519.36	2000.00	1.61	28.00		
MPK	2600.00			2600.00	2320.00	0.00	12.07		
PSH	2560.00			2560.00	2220.00	0.00	15.32		
QTA	3439.38			3439.38	2239.05	0.00	53.61		
2311006. Cerelac, Wheat, 400 Gm	Dozen			LAH	4600.00	4600.00	3720.00	0.00	23.66
				FAS	4440.00	4440.00	3900.00	0.00	13.85
		RAW	4849.83	4849.83	4759.66	0.00	1.89		
		MUL	4260.00	4260.00	3924.00	0.00	8.56		
		KAR	4260.00	4260.00	3684.00	0.00	15.64		
		HYD	4580.00	4320.00	4080.00	6.02	12.25		
		MPK	4320.00	4320.00	3720.00	0.00	16.13		
		PSH	4440.00	4440.00	3840.00	0.00	15.63		
		QTA	4260.00	4260.00	2940.00	0.00	44.90		
		040. Other Cereal Flour	Each	2312001. Besan, Bag, 40 Kg	LAH	5330.05	5400.00	4800.00	-1.30
FAS	5000.00	5000.00			4500.00	0.00	11.11		
RAW	5049.83	5099.35			5607.66	-0.97	-9.95		
MUL	4933.11	4816.61			4465.68	2.42	10.47		
GUJ	5033.11	5033.11			4700.00	0.00	7.09		
SAR	5266.45	5233.12			5000.00	0.64	5.33		
SKT	5133.12	5266.45			4280.00	-2.53	19.93		
KSR	5200.00	5200.00			4800.00	0.00	8.33		
KAR	5265.83	5465.86			5465.86	-3.66	-3.66		
HYD	5400.00	5190.00			4432.00	4.05	21.84		
SKR	5532.52	5532.52			4400.00	0.00	25.74		
MPK	5600.00	5600.00			4800.00	0.00	16.67		
PSH	5320.00	5600.00			6200.00	-5.00	-14.19		
QTA	6799.69	6799.69			6239.66	0.00	8.98		
041. Sugar Refined	Each	2352001. Sugar, Refined, Bag, 50 Kg	LAH	4800.00	4150.00	3920.00	15.66	22.45	
FAS			4729.98	4466.60	3876.66	5.90	22.01		
RAW			4612.74	4733.27	3969.97	-2.55	16.19		
MUL			4673.33	4606.66	3850.00	1.45	21.39		
GUJ			4750.00	4500.00	3870.00	5.56	22.74		
SKT			4780.00	4733.10	3920.00	0.99	21.94		
KAR			4800.00	4600.00	3850.00	4.35	24.68		
HYD			4760.00	4686.66	3850.00	1.56	23.64		
MPK			4830.00	4420.00	3850.00	9.28	25.45		
PSH			4660.00	4620.00	3850.00	0.87	21.04		
QTA			4750.00	4750.00	3930.00	0.00	20.87		

Contd.

7.8 Intercity Wholesale Prices of Selected Commodities

Group/Commodity/Item Specification	Unit	City	Prices (Rs.)			% Change in May, 2021 Over			
			May., 2021	Apr., 2021	May., 2020	Apr., 2021	May., 2020		
2352002. Gur, (Average Quality)	40 kg	LAH	4065.59	4065.59	4065.59	0.00	0.00		
		MUL	4465.68	3932.19	3800.00	13.57	17.52		
		SAR	4000.00	3966.60	3216.58	0.84	24.36		
		SKT	4000.00	4000.00	4400.00	0.00	-9.09		
		KSR	3861.96	3861.96	4200.00	0.00	-8.05		
		KAR	3665.47	3665.47	3065.24	0.00	19.58		
		HYD	3732.13	3665.47	3865.53	1.82	-3.45		
		SKR	4262.41	4129.12	4000.00	3.23	6.56		
		PSH	4800.00	4800.00	4000.00	0.00	20.00		
		QTA	5397.53	5397.53	5039.58	0.00	7.10		
042. Chocolate									
2366001. Chocolate Candy, Large packet	Each	LAH	155.00	155.00	155.00	0.00	0.00		
		RAW	114.93	114.93	105.67	0.00	8.76		
		BPR	110.00	106.64	105.00	3.15	4.76		
		KSR	155.00	155.00	155.00	0.00	0.00		
		KAR	110.00	110.00	90.00	0.00	22.22		
		PSH	160.00	160.00	160.00	0.00	0.00		
043. Sugar Confectionary									
2367001. Toffee Hilal, Large Packet	Each	LAH	90.00	90.00	48.00	0.00	87.50		
		RAW	111.64	111.64	98.30	0.00	13.57		
		GUJ	85.00	85.00	48.00	0.00	77.08		
		SKT	90.00	90.00	60.00	0.00	50.00		
		BPR	85.00	85.00	60.00	0.00	41.67		
		KSR	90.00	90.00	60.00	0.00	50.00		
		KAR	90.00	90.00	60.00	0.00	50.00		
		HYD	90.00	90.00	60.00	0.00	50.00		
		LRK	70.00	70.00	60.00	0.00	16.67		
		PSH	90.00	90.00	60.00	0.00	50.00		
		QTA	135.00	135.00	62.00	0.00	117.74		
		044. Coffee & Tea							
		2391301. Tea, Lipton Yellow Label, Packet, 190 Gm	6 No.	LAH	1302.00	1302.00	1302.00	0.00	0.00
FAS	1180.00			1180.00	1180.00	0.00	0.00		
RAW	1276.66			1276.66	1276.66	0.00	0.00		
MUL	1317.00			1317.00	1317.00	0.00	0.00		
SKT	1261.00			1261.00	1261.00	0.00	0.00		
KAR	1242.00			1242.00	1242.00	0.00	0.00		
HYD	1320.00			1320.00	1320.00	0.00	0.00		
SKR	1332.00			1332.00	1320.00	0.00	0.91		
PSH	1290.00			1290.00	1300.00	0.00	-0.77		
QTA	1290.00			1290.00	1350.00	0.00	-4.44		
2391302. Tea, Supreme, Packet, 190 Gm	6 No.			LAH	1104.00	1104.00	1104.00	0.00	0.00
				FAS	1050.00	1050.00	990.00	0.00	6.06
				RAW	1123.32	1123.32	1123.32	0.00	0.00
				MUL	1110.00	1110.00	1110.00	0.00	0.00
		SKT	1074.00	1074.00	1074.00	0.00	0.00		
		KAR	1068.00	1068.00	965.98	0.00	10.56		
		HYD	1110.00	1110.00	1110.00	0.00	0.00		
		SKR	1140.00	1140.00	1200.00	0.00	-5.00		
2391303. Tea, Loose (Average Quality)	40 kg	PSH	1140.00	1140.00	970.00	0.00	17.53		
		QTA	1110.00	1110.00	1110.00	0.00	0.00		
		LAH	20000.00	20000.00	20000.00	0.00	0.00		
		FAS	28800.00	28800.00	28000.00	0.00	2.86		
		RAW	30765.98	30765.98	30932.76	0.00	-0.54		
		MUL	22647.43	22647.43	22647.43	0.00	0.00		
		SKT	28866.51	28866.51	20000.00	0.00	44.33		
		KAR	23463.66	23463.66	23463.66	0.00	0.00		
		HYD	23700.00	23700.00	23700.00	0.00	0.00		
		SKR	23200.00	23200.00	22400.00	0.00	3.57		
MPK	22000.00	22000.00	22000.00	0.00	0.00				
PSH	29732.74	29732.74	28651.40	0.00	3.77				
QTA	27399.51	27399.51	27399.51	0.00	0.00				

Contd.

7.8 Intercity Wholesale Prices of Selected Commodities

Group/Commodity/Item Specification	Unit	City	Prices (Rs.)			% Change in May, 2021 Over			
			May., 2021	Apr., 2021	May., 2020	Apr., 2021	May., 2020		
2391304. Tea, Tapal Danedar, Packet, 190 Gm	6 No.	LAH	1165.00	1165.00	1165.00	0.00	0.00		
		FAS	1120.00	1120.00	1030.00	0.00	8.74		
		RAW	1136.66	1136.66	1136.66	0.00	0.00		
		MUL	1168.00	1168.00	1168.00	0.00	0.00		
		KAR	1134.00	1134.00	1134.00	0.00	0.00		
		HYD	1200.00	1200.00	1200.00	0.00	0.00		
		PSH	1260.00	1260.00	1190.00	0.00	5.88		
		QTA	1320.00	1320.00	1320.00	0.00	0.00		
045. Spices									
2392101. Black Pepper, National, Packet, 50 Gm	Dozen	LAH	1344.00	1344.00	1236.00	0.00	8.74		
		RAW	1176.66	1176.66	1167.99	0.00	0.74		
		MUL	1280.44	1232.43	1232.43	3.90	3.90		
		SKT	1200.00	1200.00	1140.00	0.00	5.26		
		KAR	1260.00	1260.00	1260.00	0.00	0.00		
		HYD	1320.00	1320.00	1320.00	0.00	0.00		
		MPK	1230.00	1230.00	1230.00	0.00	0.00		
		PSH	1308.00	1308.00	1308.00	0.00	0.00		
2392201. Red Chillies Powder, National, Packet, 200 Gm	Dozen	QTA	1260.00	1260.00	1440.00	0.00	-12.50		
		LAH	4200.00	4200.00	1680.00	0.00	150.00		
		FAS	4150.00	4150.00	1602.00	0.00	159.05		
		RAW	4116.60	4116.60	1616.66	0.00	154.64		
		MUL	4140.00	4140.00	1963.56	0.00	110.84		
		SKT	4320.00	4320.00	1596.00	0.00	170.68		
		KAR	4104.00	4104.00	1944.00	0.00	111.11		
		HYD	4300.00	4300.00	2065.00	0.00	108.23		
2392402. Corriander Powder, National, Packet, 200 Gm	Dozen	MPK	4145.00	4145.00	1158.00	0.00	257.94		
		PSH	4416.00	4416.00	2064.00	0.00	113.95		
		QTA	4500.00	4500.00	2040.00	0.00	120.59		
		LAH	1920.00	1920.00	1380.00	0.00	39.13		
		FAS	1965.00	1965.00	1120.00	0.00	75.45		
		RAW	1986.64	1986.64	1986.64	0.00	0.00		
		MUL	1956.00	1956.00	1910.16	0.00	2.40		
		SKT	1920.00	1920.00	1464.00	0.00	31.15		
2392601. Cloves (Long)	5 kg	KAR	1944.00	1944.00	1944.00	0.00	0.00		
		HYD	2160.00	2160.00	2160.00	0.00	0.00		
		MPK	2256.00	2256.00	1440.00	0.00	56.67		
		PSH	2064.00	2064.00	2064.00	0.00	0.00		
		QTA	2100.00	2100.00	2100.00	0.00	0.00		
		LAH	6500.00	6500.00	7500.00	0.00	-13.33		
		RAW	6099.45	6099.45	5854.26	0.00	4.19		
		MUL	5932.58	5932.58	6173.31	0.00	-3.90		
046. Other Food Products	Dozen	KAR	5582.10	5582.10	6582.29	0.00	-15.20		
		HYD	6866.02	6662.57	6332.25	3.05	8.43		
		MPK	6600.00	6500.00	6250.00	1.54	5.60		
		PSH	7250.00	7250.00	7250.00	0.00	0.00		
		QTA	6000.00	6000.00	4992.20	0.00	20.19		
		2399401. Vinegar (Sirka), Shangrilla/TOPS/Phool, Large Bottle							
		Dozen	LAH	960.00	960.00	960.00	0.00	0.00	
			RAW	983.25	983.25	939.89	0.00	4.61	
KAR	1200.00		1200.00	765.00	0.00	56.86			
PSH	840.00		840.00	760.00	0.00	10.53			
QTA	1080.00		1080.00	1080.00	0.00	0.00			
2399901. Turmeric Powder, National, Packet, 50 Gm									
Dozen	LAH	432.00	432.00	432.00	0.00	0.00			
	FAS	504.00	504.00	425.04	0.00	18.58			
	RAW	420.00	420.00	420.00	0.00	0.00			
	MUL	440.50	440.50	440.50	0.00	0.00			
	SKT	504.00	504.00	432.00	0.00	16.67			
	KAR	432.00	432.00	408.00	0.00	5.88			
	HYD	480.00	480.00	480.00	0.00	0.00			
	SKR	420.00	420.00	420.00	0.00	0.00			
MPK	432.00	432.00	432.00	0.00	0.00				

Contd.

7.8 Intercity Wholesale Prices of Selected Commodities

Group/Commodity/Item Specification	Unit	City	Prices (Rs.)			% Change in May, 2021 Over	
			May., 2021	Apr., 2021	May., 2020	Apr., 2021	May., 2020
		PSH	420.00	420.00	420.00	0.00	0.00
		QTA	420.00	420.00	420.00	0.00	0.00
047. Mineral Water							
2441001. Mineral Water, Nestle, Bottle, 1.5 Litre	Dozen	LAH	590.00	590.00	590.00	0.00	0.00
		FAS	500.00	500.00	500.00	0.00	0.00
		RAW	639.95	639.95	633.32	0.00	1.05
		MUL	596.00	596.00	596.00	0.00	0.00
		GUJ	600.00	600.00	600.00	0.00	0.00
		SKT	540.00	540.00	419.00	0.00	28.88
		KAR	600.00	600.00	600.00	0.00	0.00
		HYD	600.00	600.00	600.00	0.00	0.00
		SKR	612.00	612.00	576.00	0.00	6.25
		MPK	660.00	660.00	510.00	0.00	29.41
		PSH	560.00	560.00	580.00	0.00	-3.45
		QTA	696.00	696.00	576.00	0.00	20.83
048. Beverages							
2449001. Coca Cola, Bottle, 1.5 Litre	Dozen	LAH	1020.00	1020.00	1020.00	0.00	0.00
		FAS	1040.00	1020.00	980.00	1.96	6.12
		RAW	989.97	989.97	966.62	0.00	2.42
		MUL	1020.00	1020.00	1020.00	0.00	0.00
		SKT	1060.00	1060.00	780.00	0.00	35.90
		KAR	1020.00	1020.00	1020.00	0.00	0.00
		HYD	1120.00	1120.00	860.00	0.00	30.23
		SKR	960.00	960.00	960.00	0.00	0.00
		MPK	1140.00	1140.00	1140.00	0.00	0.00
		PSH	1040.00	1040.00	960.00	0.00	8.33
		BNU	1040.00	1040.00	1040.00	0.00	0.00
		QTA	1020.00	1020.00	900.00	0.00	13.33
2449002. Seven-up, Bottle, 1.5 Litre	Dozen	LAH	1020.00	1020.00	1020.00	0.00	0.00
		FAS	920.00	920.00	840.00	0.00	9.52
		RAW	989.97	989.97	966.62	0.00	2.42
		MUL	1010.00	1010.00	1010.00	0.00	0.00
		SKT	1000.00	980.00	800.00	2.04	25.00
		KAR	1020.00	1020.00	1020.00	0.00	0.00
		HYD	1140.00	1140.00	900.00	0.00	26.67
		SKR	960.00	960.00	960.00	0.00	0.00
		MPK	1140.00	1140.00	1140.00	0.00	0.00
		PSH	960.00	960.00	960.00	0.00	0.00
		BNU	1020.00	1020.00	1000.00	0.00	2.00
		QTA	1070.00	1070.00	900.00	0.00	18.89
2449004. Pepsi Cola, Bottle, 1.5 Litre	Dozen	LAH	1020.00	1020.00	1020.00	0.00	0.00
		FAS	920.00	920.00	840.00	0.00	9.52
		RAW	989.97	989.97	966.62	0.00	2.42
		MUL	1010.00	1010.00	1010.00	0.00	0.00
		SKT	1000.00	980.00	800.00	2.04	25.00
		KAR	1020.00	1020.00	1020.00	0.00	0.00
		HYD	1140.00	1140.00	900.00	0.00	26.67
		SKR	960.00	960.00	960.00	0.00	0.00
		PSH	960.00	960.00	960.00	0.00	0.00
		BNU	1020.00	1020.00	1000.00	0.00	2.00
		QTA	1070.00	1070.00	900.00	0.00	18.89
049. Tobacco Products							
2502002. Cigarettes, Melbourne, 20 Cigarette Packet, 10 Sticks (10 danda)	Each	KAR	6000.00	6000.00	6000.00	0.00	0.00
2502003. Cigarettes, Capstan, 20 Cigarette Packet, 10 Sticks (10 danda)	Each	KAR	6000.00	6000.00	6000.00	0.00	0.00
2502004. Cigarettes, Gold Leaf, 20 Cigarette Packet, 10 Sticks (10 danda)	Each	KAR	14000.00	14000.00	14000.00	0.00	0.00
3b) Textiles & Apparels							
050. Cotton Yarn							
2636001. Cotton Yarn, 10/1, Popular Fiber	10 lbs	KAR	1450.00	1450.00	1450.00	0.00	0.00
2636002. Cotton Yarn, 16/1, MGM	10 lbs	KAR	2000.00	1995.00	1620.00	0.25	23.46

Contd.

7.8 Intercity Wholesale Prices of Selected Commodities

Group/Commodity/Item Specification	Unit	City	Prices (Rs.)			% Change in May, 2021 Over	
			May., 2021	Apr., 2021	May., 2020	Apr., 2021	May., 2020
2636003. Cotton Yarn, 21/1, Suriya Textile	10 lbs	KAR	2250.00	2300.00	1700.00	-2.17	32.35
2636004. Cotton Yarn, 42/1, Abdullah Textile	10 lbs	KAR	3300.00	3300.00	2300.00	0.00	43.48
2636005. Cotton Yarn, 20/2, Bajwa	10 lbs	KAR	2350.00	2400.00	1750.00	-2.08	34.29
051. Nylon Yarn							
2643001. Nylon Yarn, Rupali (Pak) 75/72/00 IN	1 lb	KAR	90.00	90.00	90.00	0.00	0.00
2643002. Nylon Yarn, Graton 50/36/00 Flat	1 lb	KAR	70.00	70.00	70.00	0.00	0.00
052. Blended Yarn							
2645001. Blind. Yarn, 30/1, A. A Tex. Z. TW PVC	1 lb	KAR	174.00	183.25	159.00	-5.05	9.43
2645002. Blind. Yarn, 40/1, Sana	1 lb	KAR	138.00	138.00	138.00	0.00	0.00
2645003. Blind. Yarn, 60/1 PP, Agar	1 lb	KAR	124.00	124.00	124.00	0.00	0.00
2645004. Blind. Yarn, 30/1, A.ATex.Combed	1 lb	KAR	215.00	222.00	187.00	-3.15	14.97
053. Woven Fabrics							
2654001. Light Weight Worsted, Lawrencepur	40 m	LAH	56000.00	56000.00	40655.85	0.00	37.74
		RAW	87996.21	87996.21	87328.22	0.00	0.76
		KAR	96000.00	96000.00	96000.00	0.00	0.00
2654002. Heavy Weight Suiting, Lawrencepur	40 m	LAH	120000.00	120000.00	80661.19	0.00	48.77
		RAW	130663.28	130663.28	129319.68	0.00	1.04
		KAR	136000.00	136000.00	136000.00	0.00	0.00
2654003. Tweed, Lawrencepur	40 m	LAH	60000.00	60000.00	48000.00	0.00	25.00
		RAW	127989.58	127989.58	125319.25	0.00	2.13
		KAR	100000.00	100000.00	100000.00	0.00	0.00
2654004. Worsted, Lawrencepur	40 m	LAH	56000.00	56000.00	50000.00	0.00	12.00
		RAW	119988.89	119988.89	117318.29	0.00	2.28
		KAR	88000.00	88000.00	88000.00	0.00	0.00
054. Cotton Fabrics							
2662001. Latha, Gul Ahmed 90000, (Super Quality)	40 m	LAH	10163.96	10163.96	9163.67	0.00	10.92
		FAS	15000.00	15000.00	13500.00	0.00	11.11
		RAW	9099.63	8899.63	7466.52	2.25	21.87
		MUL	14200.00	14200.00	12000.00	0.00	18.33
		KAR	8866.17	8866.17	8866.17	0.00	0.00
2662002. Latha, President, (Super Quality)	40 m	HYD	10000.00	10000.00	10000.00	0.00	0.00
		LAH	6433.16	6433.16	3733.04	0.00	72.33
		MUL	11000.00	11000.00	8649.86	0.00	27.17
2662003. Latha, Mast Qalander, (Super Quality)	40 m	KAR	6000.00	6000.00	4000.00	0.00	50.00
		MUL	9600.00	9600.00	7800.00	0.00	23.08
		KAR	5000.00	5000.00	3200.00	0.00	56.25
2662004. Latha, Mughal-e-Azam, (Super Quality)	40 m	LAH	7066.04	7066.04	5000.00	0.00	41.32
		FAS	8200.00	8200.00	7400.00	0.00	10.81
		RAW	8099.59	7866.10	7132.71	2.97	13.56
		MUL	10000.00	10000.00	8349.85	0.00	19.76
		KAR	6000.00	6000.00	6000.00	0.00	0.00
055. Other Fabrics	40 m	HYD	8000.00	8000.00	8000.00	0.00	0.00
		LAH	3600.00	3600.00	3226.45	0.00	11.58
		FAS	6800.00	6800.00	6130.48	0.00	10.92
		RAW	7299.54	7299.54	5732.55	0.00	27.33
		MUL	7800.00	7800.00	6600.00	0.00	18.18
2669001. Lawn, (Average Quality)	40 m	KAR	5000.00	5000.00	5000.00	0.00	0.00
		HYD	5000.00	5000.00	5000.00	0.00	0.00
		SKR	4800.00	4800.00	3200.00	0.00	50.00
		QTA	6330.56	6330.56	6330.56	0.00	0.00
		LAH	8666.16	8666.16	8666.16	0.00	0.00
2669002. Lawn, (Super Quality)	40 m	FAS	15100.00	15100.00	10660.11	0.00	41.65
		RAW	12198.91	12198.91	9932.88	0.00	22.81
		MUL	8800.00	8800.00	7600.00	0.00	15.79
		KAR	10800.00	10800.00	10800.00	0.00	0.00
		QTA	6930.80	6930.80	6930.80	0.00	0.00
056. Silk & Reyon Fabrics							
2679001. Shirting, Al-Karam, (Super Quality)	40 m	LAH	5665.89	5665.89	3728.68	0.00	51.95
		RAW	7766.52	7766.52	5732.55	0.00	35.48
		KAR	8000.00	8000.00	6130.48	0.00	30.50

Contd.

7.8 Intercity Wholesale Prices of Selected Commodities

Group/Commodity/Item Specification	Unit	City	Prices (Rs.)			% Change in May, 2021 Over	
			May., 2021	Apr., 2021	May., 2020	Apr., 2021	May., 2020
2679002. Shirting, Toyobo, (Super Quality)	40 m	FAS	12000.00	11000.00	9731.52	9.09	23.31
		RAW	7566.52	7566.52	5732.55	0.00	31.99
		MUL	4732.39	4732.39	3433.01	0.00	37.85
		KAR	6000.00	6000.00	4129.12	0.00	45.31
		QTA	3598.67	3598.67	2920.00	0.00	23.24
2679004. Silk, (Average Quality)	40 m	LAH	3665.47	3665.47	3465.40	0.00	5.77
		RAW	3266.32	3266.32	2531.55	0.00	29.02
		MUL	3733.04	3733.04	3733.04	0.00	0.00
		KAR	3096.84	3096.84	1600.00	0.00	93.55
		SKR	3400.00	3400.00	1800.00	0.00	88.89
2679005. Silk, (Super Quality)	40 m	QTA	3200.00	2500.00	2200.00	28.00	45.45
		LAH	5865.91	5865.91	5330.05	0.00	10.05
		FAS	10731.69	10731.69	6530.65	0.00	64.33
		RAW	5166.45	5166.45	4262.41	0.00	21.21
		QTA	6000.00	4500.00	3000.00	33.33	100.00
2679006. Linen, Star Mill Karachi	40 m	LAH	6666.00	6666.00	6000.00	0.00	11.10
		KAR	6255.62	6255.62	5854.89	0.00	6.84
		QTA	4800.00	4800.00	4400.00	0.00	9.09
057. Towels							
2684001. Towel, Medium Size, (Average Quality)	Dozen	LAH	2400.00	2400.00	1900.00	0.00	26.32
		FAS	2264.74	2264.74	2264.74	0.00	0.00
		KSR	2400.00	2400.00	2032.79	0.00	18.06
		KAR	3600.00	3600.00	3000.00	0.00	20.00
		SKR	2040.00	2040.00	2040.00	0.00	0.00
		PSH	2400.00	2400.00	1680.00	0.00	42.86
		QTA	2500.00	2500.00	2500.00	0.00	0.00
058. Blankets							
2711001. Blanket, Mora Gold, Single	Dozen	LAH	36000.00	36000.00	28800.00	0.00	25.00
		RAW	41497.99	41497.99	37995.76	0.00	9.22
		KAR	30000.00	30000.00	30000.00	0.00	0.00
2711002. Blanket, Mora Gold, Double	Dozen	LAH	60000.00	60000.00	54000.00	0.00	11.11
		RAW	67998.77	67998.77	65597.55	0.00	3.66
		KAR	48000.00	48000.00	48000.00	0.00	0.00
059. Bed Sheets							
2712001. Bed Sheet, Cotton, Single, (Average Quality)	Dozen	LAH	4033.06	4033.06	4033.06	0.00	0.00
		FAS	5533.13	5533.13	4265.64	0.00	29.71
		KAR	4878.70	4878.70	4878.70	0.00	0.00
		SKR	4992.20	4992.20	4800.00	0.00	4.00
		PSH	6000.00	6000.00	4800.00	0.00	25.00
		QTA	5979.93	5979.93	3600.00	0.00	66.11
		2712002. Bed Sheet, Cotton, Double, (Average Quality)	Dozen	LAH	6300.00	6300.00	6300.00
FAS	7162.85			7162.85	5065.80	0.00	41.40
KAR	7394.69			7394.69	7394.69	0.00	0.00
SKR	9563.93			9563.93	9000.00	0.00	6.27
PSH	12000.00			12000.00	10800.00	0.00	11.11
QTA	10497.14			10497.14	4308.87	0.00	143.62
060. Quilts							
2718001. Ready Made Quilt, 3 Kg	Dozen	LAH	12000.00	12000.00	10200.00	0.00	17.65
		RAW	15831.57	15831.57	13759.88	0.00	15.06
		KAR	14789.38	14789.38	14789.38	0.00	0.00
		PSH	10800.00	10800.00	10800.00	0.00	0.00
		QTA	11389.46	11389.46	11389.46	0.00	0.00
061. Woolen Carpets							
2721001. Woollen Carpet	100 Sq ft	LAH	10322.80	10322.80	10322.80	0.00	0.00
		KAR	7318.61	7318.61	7318.61	0.00	0.00
062. Synthetic Carpets							
2729001. Synthetic Carpet	100 Sq ft	LAH	3158.18	3158.18	3158.18	0.00	0.00
		RAW	3566.35	3566.35	3266.32	0.00	9.19
		KAR	6316.36	6316.36	6316.36	0.00	0.00
		QTA	4521.71	4521.71	4521.71	0.00	0.00

Contd.

7.8 Intercity Wholesale Prices of Selected Commodities

Group/Commodity/Item Specification	Unit	City	Prices (Rs.)			% Change in May, 2021 Over			
			May., 2021	Apr., 2021	May., 2020	Apr., 2021	May., 2020		
063. Hosiery Products									
2821001. Under Wear, Medium Size (Average Quality),	Dozen	LAH	1320.00	1320.00	1050.00	0.00	25.71		
		FAS	1053.17	1053.17	1013.16	0.00	3.95		
		RAW	2666.25	2666.25	2333.21	0.00	14.27		
		KAR	1959.19	1959.19	1891.86	0.00	3.56		
		SKR	1080.00	1080.00	1080.00	0.00	0.00		
		PSH	1150.00	1150.00	1150.00	0.00	0.00		
		QTA	1259.05	1259.05	893.14	0.00	40.97		
		2821002. Vest (Banyan), Medium Size (Average Quality),	Dozen	LAH	1326.63	1326.63	1150.00	0.00	15.36
				FAS	1132.37	1132.37	1116.42	0.00	1.43
				RAW	2666.25	2666.25	2333.21	0.00	14.27
2821003. Socks, Nylon Mixed, Gents, (Super Quality)	Dozen	KAR	1599.02	1599.02	1358.85	0.00	17.67		
		SKR	1320.00	1320.00	1320.00	0.00	0.00		
		PSH	1539.74	1539.74	1499.20	0.00	2.70		
		QTA	1078.89	1078.89	1078.89	0.00	0.00		
		2821004. Socks, Cotton, Gents, (Average Quality),	Dozen	LAH	1283.11	1283.11	1066.41	0.00	20.32
				FAS	791.05	791.05	791.05	0.00	0.00
		KAR	859.54	859.54	781.95	0.00	9.92		
064. Readymade Garments									
2823101. Pants, Gents(Wash and Wear) (Average Quality)	Dozen	LAH	5298.14	5298.14	5298.14	0.00	0.00		
		RAW	8333.20	8333.20	8266.53	0.00	0.81		
		KAR	6000.00	6000.00	6000.00	0.00	0.00		
2823102. Short (Specify Brand Name)	Dozen	LAH	1232.45	1232.45	1232.45	0.00	0.00		
		KAR	3000.00	3000.00	3000.00	0.00	0.00		
		HYD	1800.00	1800.00	1800.00	0.00	0.00		
2823103. Awami Suit, (Wash and Wear), (Average Quality)	Dozen	LAH	11596.59	11596.59	10000.00	0.00	15.97		
		RAW	20327.93	20327.93	19831.92	0.00	2.50		
		KAR	18391.43	18391.43	14914.72	0.00	23.31		
		QTA	11989.99	11989.99	10755.37	0.00	11.48		
2823201. Shirt Gents, (Wash and Wear), (Average Quality)	Dozen	LAH	3665.47	3665.47	3665.47	0.00	0.00		
		RAW	4633.09	4633.09	4583.27	0.00	1.09		
		KAR	6193.68	6193.68	5593.02	0.00	10.74		
2823301. Girl's Frock (Wash and Wear) (Specify Brand Name)	Dozen	LAH	8663.50	8663.50	8663.50	0.00	0.00		
		RAW	14494.25	14494.25	13699.27	0.00	5.80		
		KAR	9795.97	9795.97	9195.71	0.00	6.53		
3c) Leather Products									
065. Leather Without Hair									
2912001. Sole Leather, GR-I, 5 mm	1 kg	SAH	710.00	710.00	700.00	0.00	1.43		
		KSR	502.99	502.99	502.99	0.00	0.00		
2912002. Sole Leather, GR-I, 4.5 mm	1 kg	SAH	740.00	740.00	730.00	0.00	1.37		
		KSR	550.00	550.00	550.00	0.00	0.00		
2912003. Sole Leather, GR-I, 4 mm	1 kg	SAH	760.00	760.00	750.00	0.00	1.33		
		KSR	570.00	570.00	570.00	0.00	0.00		
066. Other Leather N.E.C									
2913001. Chrome Leather Cow, Analine, GR-I	100 Sq. ft.	SAH	20000.00	20000.00	20000.00	0.00	0.00		
		KSR	23554.27	23554.27	23554.27	0.00	0.00		
2913002. Chrome Leather Cow, Analine, GR-II	100 Sq. ft.	SAH	18000.00	18000.00	18000.00	0.00	0.00		
		KSR	16326.62	16326.62	16326.62	0.00	0.00		
2913003. Chrome Leather Buff Calf (Sup)	100 Sq. ft.	SAH	18500.00	18500.00	18500.00	0.00	0.00		
		KSR	15000.00	15000.00	15000.00	0.00	0.00		
2913004. Chrome Leather Buff Calf (Buff)	100 Sq. ft.	SAH	17000.00	17000.00	17000.00	0.00	0.00		
		KSR	14000.00	14000.00	14000.00	0.00	0.00		
067. Footwears									
2933001. Gents Shoes, Paul BATA	Pair	LAH	818.23	818.23	818.23	0.00	0.00		

Contd.

7.8 Intercity Wholesale Prices of Selected Commodities

Group/Commodity/Item Specification	Unit	City	Prices (Rs.)			% Change in May, 2021 Over	
			May., 2021	Apr., 2021	May., 2020	Apr., 2021	May., 2020
2933002. Gents Sandal, BATA	Pair	LAH	904.51	904.51	904.51	0.00	0.00
2933003. Gents Slatto Chappal, BATA	Pair	LAH	110.08	110.08	110.08	0.00	0.00
2933004. Ladies Sandal, BATA (Emozion)	Pair	LAH	490.61	490.61	490.61	0.00	0.00
2933005. Ladies Spoung Chappal, BATA (Tropical)	Pair	LAH	150.12	150.12	150.12	0.00	0.00
2933006. Children Shoes, Power Life, BATA	Pair	LAH	979.95	979.95	979.95	0.00	0.00
2933007. Gents Shoes, Article 1109, Servis	Pair	LAH	1124.00	1124.00	1049.00	0.00	7.15
2933008. Cheetah 50, Size 3-5	Pair	LAH	1724.00	1724.00	1724.00	0.00	0.00
2933009. Servis Shoes, Women	Pair	LAH	370.00	370.00	370.00	0.00	0.00
2933010. Servis Shoes, Children	Pair	LAH	674.00	674.00	674.00	0.00	0.00
4. Other Transportable Goods							
068. Timber							
3131001. Timber, Sheesham	1 cu m	LAH	98868.00	98868.00	81222.00	0.00	21.73
		RAW	114763.61	114763.61	105352.03	0.00	8.93
		KAR	90000.00	90000.00	60659.39	0.00	48.37
		PSH	65360.00	65360.00	56503.00	0.00	15.68
3131002. Timber, Keruing Pine Wood	1 cu m	QTA	60000.00	60000.00	55582.00	0.00	7.95
		RAW	90040.79	90040.79	80631.01	0.00	11.67
		KAR	70000.00	70000.00	57932.54	0.00	20.83
		LAH	60027.00	60027.00	44142.00	0.00	35.99
3131003. Timber, Pental	1 cu m	RAW	75914.31	75914.31	66504.09	0.00	14.15
		KAR	70000.00	70000.00	42656.36	0.00	64.10
		PSH	64654.00	64654.00	56496.00	0.00	14.44
		QTA	31050.00	31050.00	31050.00	0.00	0.00
3131004. Timber, Chir	1 cu m	LAH	56496.00	56496.00	42377.00	0.00	33.32
		RAW	68848.58	68848.58	59440.47	0.00	15.83
		KAR	65000.00	65000.00	34663.44	0.00	87.52
3131005. Timber, Deodar	1 cu m	RAW	137697.14	137697.14	129476.24	0.00	6.35
		KAR	160000.00	160000.00	111642.03	0.00	43.32
		PSH	127188.00	127188.00	105938.00	0.00	20.06
		QTA	88000.00	88000.00	88000.00	0.00	0.00
069. Printing Paper							
3212901. Offset Paper, Flying Finish	1 kg	KAR	90.00	90.00	90.00	0.00	0.00
3212904. Photostat Paper, 210X297, A4 Size, 70 GM 5 Ream)	(Each	KAR	540.00	540.00	540.00	0.00	0.00
070. Hard Board							
3213301. Kraft Lines Board (Brazil-125)	1 kg	KAR	140.00	140.00	140.00	0.00	0.00
071. Motor Spirit							
3331001. Motor Sprit, 87 Ron	1 Ltr	KAR	102.36	103.26	77.88	-0.87	31.43
072. Diesel Oil							
3333001. Diesel Oil, Light Speed (Bulk)	1 Ltr	KAR	77.65	78.76	47.51	-1.41	63.44
3333002. Diesel Oil, High Speed (Bulk)	1 Ltr	KAR	107.64	108.80	76.98	-1.07	39.83
073. Kerosine Oil							
3334001. Kerosine Oil	1 Ltr	KAR	80.00	81.03	47.44	-1.27	68.63
074. Furnace Oil							
3337001. High Sulpher, Furnace Oil (HSFO)	MT	KAR	71803.00	71803.00	33000.00	0.00	117.58
075. Mobil Oil							
3338001. Havoline Mobil Oil, Petrol Engine, 4 Litre	Dozen	FAS	25200.00	25200.00	30144.00	0.00	-16.40
		RAW	25566.62	25566.62	24398.35	0.00	4.79
		MUL	25524.00	25524.00	25524.00	0.00	0.00
		KAR	29592.00	29592.00	26760.00	0.00	10.58
		PSH	27264.00	27264.00	25200.00	0.00	8.19
		QTA	26400.00	26400.00	26400.00	0.00	0.00
3338002. Havoline Mobil Oil, CNG Engine, 4 Litre	Dozen	FAS	25200.00	25200.00	24120.00	0.00	4.48
		RAW	25966.62	25966.62	24700.00	0.00	5.13
		MUL	25740.00	25740.00	25740.00	0.00	0.00
		KAR	30790.00	30790.00	27960.00	0.00	10.12
		PSH	28800.00	28800.00	28800.00	0.00	0.00
		QTA	27900.00	27900.00	27900.00	0.00	0.00
076. Chemicals							
3414001. Stearic Acid	1 lb	LAH	187.00	174.00	111.00	7.47	68.47
		KAR	240.00	240.00	150.00	0.00	60.00

Contd.

7.8 Intercity Wholesale Prices of Selected Commodities

Group/Commodity/Item Specification	Unit	City	Prices (Rs.)			% Change in May, 2021 Over	
			May., 2021	Apr., 2021	May., 2020	Apr., 2021	May., 2020
3414002. Acetic Acid	1 lb	LAH	140.00	116.00	76.00	20.69	84.21
		KAR	112.00	112.00	93.22	0.00	20.15
		PSH	130.00	130.00	66.00	0.00	96.97
3414003. Tartaric Powder	50 kg	LAH	24000.00	25000.00	24000.00	-4.00	0.00
		KAR	20645.60	20645.60	20645.60	0.00	0.00
3414004. Citric Acid	50 kg	LAH	11000.00	11000.00	7400.00	0.00	48.65
		KAR	10400.00	10400.00	7298.64	0.00	42.49
		PSH	9600.00	9600.00	8500.00	0.00	12.94
3414005. China Clay	MT	KAR	30000.00	30000.00	30000.00	0.00	0.00
3414006. Bleaching Powder	50 kg	LAH	2800.00	2800.00	2700.00	0.00	3.70
		KSR	2800.00	2800.00	2700.00	0.00	3.70
		KAR	2700.00	2700.00	3362.71	0.00	-19.71
		PSH	3000.00	3000.00	3100.00	0.00	-3.23
3414007. Glucose Powder	50 kg	LAH	7800.00	7800.00	6500.00	0.00	20.00
		KAR	7700.00	7700.00	6000.00	0.00	28.33
		PSH	7600.00	7600.00	6400.00	0.00	18.75
3422001. Zinc Oxide	50 kg	LAH	37000.00	37000.00	37000.00	0.00	0.00
		PSH	22500.00	22500.00	19000.00	0.00	18.42
		PSH	22500.00	22500.00	19000.00	0.00	18.42
3423101. Caustic Soda	50 kg	LAH	5000.00	5000.00	5100.00	0.00	-1.96
		KSR	5000.00	5000.00	5100.00	0.00	-1.96
		KAR	4700.00	4700.00	5000.00	0.00	-6.00
		PSH	5000.00	5000.00	5200.00	0.00	-3.85
3423102. Sulphuric Acid	100 kg	LAH	3000.00	3000.00	3000.00	0.00	0.00
		KAR	3600.00	3600.00	3132.98	0.00	14.91
		PSH	2200.00	2200.00	2000.00	0.00	10.00
3424001. Soda Ash Light, Bag, 80 kg	Each	LAH	4640.00	4640.00	4560.00	0.00	1.75
		KSR	4640.00	4640.00	4560.00	0.00	1.75
		KAR	4560.00	4560.00	2840.00	0.00	60.56
		PSH	4640.00	4640.00	4480.00	0.00	3.57
3424002. Sodium Bi-carbonate	50 kg	LAH	3300.00	3300.00	3150.00	0.00	4.76
		KAR	3300.00	3300.00	3200.00	0.00	3.13
		PSH	3300.00	3300.00	3100.00	0.00	6.45
3424003. Salt Epsom	100 kg	LAH	1800.00	1800.00	1700.00	0.00	5.88
		KAR	2500.00	2500.00	2600.00	0.00	-3.85
		PSH	6000.00	6000.00	6000.00	0.00	0.00
077. Dyeing Material							
3431001. Dyes Red B-Base	1 lb	KAR	702.00	702.00	702.00	0.00	0.00
3431002. Dyes Oritex Japan Red HR-2	1 lb	KAR	225.00	225.00	225.00	0.00	0.00
3431003. Dyes Reactive Violet H-3R	1 lb	KAR	250.00	250.00	250.00	0.00	0.00
078. Fertilizers							
3461101. Sona Urea	MT	LAH	33400.00	33400.00	32000.00	0.00	4.38
		FAS	35000.00	36600.00	32800.00	-4.37	6.71
		MUL	33899.85	34099.85	32600.00	-0.59	3.99
		PSH	35000.00	35000.00	35000.00	0.00	0.00
3461102. Tara Urea	MT	LAH	33400.00	33400.00	32000.00	0.00	4.38
		FAS	34000.00	34200.00	37600.00	-0.58	-9.57
		MUL	33499.85	33597.62	32400.00	-0.29	3.39
		GUJ	33800.00	33200.00	33400.00	1.81	1.20
		PSH	34000.00	34000.00	34000.00	0.00	0.00
3461401. Calcium Ammonium Nitrate	MT	LAH	29600.00	29600.00	29000.00	0.00	2.07
		FAS	30000.00	31600.00	29000.00	-5.06	3.45
		MUL	29399.32	29799.33	29200.00	-1.34	0.68
		GUJ	30800.00	30000.00	34000.00	2.67	-9.41
3463201. Sulphate of Potash	MT	LAH	91000.00	91000.00	89000.00	0.00	2.25
		MUL	98299.95	98499.95	84000.00	-0.20	17.02
		KSR	91000.00	91000.00	85000.00	0.00	7.06
3464101. Nitro Phosphate	MT	LAH	76000.00	76000.00	50400.00	0.00	50.79
		FAS	70000.00	74000.00	50000.00	-5.41	40.00
		MUL	72399.72	69899.36	49800.00	3.58	45.38
		GUJ	74000.00	71000.00	52000.00	4.23	42.31
		PSH	77000.00	76000.00	51000.00	1.32	50.98

Contd.

7.8 Intercity Wholesale Prices of Selected Commodities

Group/Commodity/Item Specification	Unit	City	Prices (Rs.)			% Change in May, 2021 Over	
			May., 2021	Apr., 2021	May., 2020	Apr., 2021	May., 2020
3464201. Dia-Ammonium Phosphate	MT	LAH	107000.00	107000.00	68000.00	0.00	57.35
		FAS	110000.00	110000.00	68000.00	0.00	61.76
		MUL	107799.81	107699.95	69200.00	0.09	55.78
		GUJ	106500.00	105665.61	67000.00	0.79	58.96
		PSH	112000.00	108000.00	68000.00	3.70	64.71
3464401. Nitro. Phosphate & Potacium (NPK)	MT	LAH	77000.00	77000.00	62000.00	0.00	24.19
		SAR	74100.00	73066.61	58400.00	1.41	26.88
079. Pesticides							
3466101. Thiodan 35 EC (Agriculture) 1 Litre Bottle	Dozen	LAH	8400.00	8400.00	8400.00	0.00	0.00
		MUL	14400.00	14400.00	14400.00	0.00	0.00
		LAH	19200.00	19200.00	19200.00	0.00	0.00
		FAS	21000.00	21000.00	21000.00	0.00	0.00
		MUL	18600.00	18600.00	18600.00	0.00	0.00
3466102. Dursban TC (Termiticide Conc.) Bottle	Dozen	SAR	20400.00	20400.00	17400.00	0.00	17.24
		LAH	6000.00	6000.00	3600.00	0.00	66.67
		FAS	6000.00	6000.00	6000.00	0.00	0.00
		MUL	8400.00	8400.00	8400.00	0.00	0.00
		SAR	5400.00	5400.00	4800.00	0.00	12.50
3466103. Sarsabz (Vegetables), Bottle, 1 Litre	Dozen	LAH	11000.00	11000.00	8400.00	0.00	30.95
		FAS	19800.00	19800.00	18600.00	0.00	6.45
		MUL	15000.00	15000.00	13200.00	0.00	13.64
		GUJ	15000.00	15000.00	13200.00	0.00	13.64
		GUJ	15000.00	15000.00	13200.00	0.00	13.64
080. Insecticides							
3471001. L-D Polythylene	1 lb	KAR	97.31	97.31	97.31	0.00	0.00
3473001. Polystrene GP.	55 lbs	KAR	4745.00	4745.00	4745.00	0.00	0.00
081. Paints & Varnishes							
3511001. Syn Clear Varnish, (Buxlys), 3 Litre	Dozen	LAH	19212.00	19212.00	16524.00	0.00	16.27
		KAR	20792.40	20792.40	20792.40	0.00	0.00
3511002. Syn Clear Varnish, (Berger), 3 Litre	Dozen	LAH	19212.00	19212.00	16524.00	0.00	16.27
		KAR	20382.68	20382.68	20382.68	0.00	0.00
3511003. Syn Enamel VIP, (Berger), 3.6 Litre	Dozen	LAH	32820.00	32820.00	31800.00	0.00	3.21
		RAW	26333.29	26333.29	25398.43	0.00	3.68
3511004. Syn Enamel 413, (Buxlys), 3.6 Litre	Dozen	KAR	19998.01	19998.01	19998.01	0.00	0.00
		LAH	27120.00	27120.00	19800.00	0.00	36.97
3511005. VIP Plastic Emulsion, (Berger), 4 Litre	Dozen	RAW	26466.62	26466.62	25398.43	0.00	4.21
		KAR	19800.00	19800.00	19800.00	0.00	0.00
3511006. Plastic Bound Distemper, (Buxlys), 6 Kg	Dozen	LAH	34200.00	34200.00	27600.00	0.00	23.91
		RAW	31832.46	31832.46	30398.68	0.00	4.72
3511007. ICI Plastic Emulsion, 4 Litre	Dozen	KAR	31200.00	31200.00	18000.00	0.00	73.33
		LAH	20400.00	20400.00	20400.00	0.00	0.00
3511007. ICI Plastic Emulsion, 4 Litre	Dozen	RAW	22232.39	22232.39	21798.18	0.00	1.99
		KAR	13200.00	13200.00	13200.00	0.00	0.00
3511007. ICI Plastic Emulsion, 4 Litre	Dozen	LAH	31800.00	31800.00	31800.00	0.00	0.00
		RAW	33497.51	33497.51	32598.78	0.00	2.76
3511007. ICI Plastic Emulsion, 4 Litre	Dozen	KAR	33000.00	33000.00	21000.00	0.00	57.14
		KAR	33000.00	33000.00	21000.00	0.00	57.14
082. Medicines							
3526001. Panadol Tablets, 500 mg	Each	LAH	266.00	266.00	235.00	0.00	13.19
		RAW	273.32	273.32	263.32	0.00	3.80
		MUL	265.66	265.66	245.08	0.00	8.40
		KAR	241.40	241.40	241.40	0.00	0.00
		MPK	241.40	241.40	241.40	0.00	0.00
		PSH	266.00	266.00	241.00	0.00	10.37
		QTA	295.00	280.00	280.00	5.36	5.36
3526002. Disprin Tablets, 300 mg	Each	LAH	780.00	780.00	720.00	0.00	8.33
		RAW	1013.29	1013.29	1013.29	0.00	0.00
		MUL	960.00	960.00	960.00	0.00	0.00
		KAR	816.00	816.00	816.00	0.00	0.00
		MPK	816.00	816.00	816.00	0.00	0.00
		PSH	877.00	877.00	877.00	0.00	0.00
		QTA	900.00	900.00	900.00	0.00	0.00
3526003. Flagyl Tablets, 400 mg	Each	LAH	377.00	377.00	325.00	0.00	16.00
		RAW	390.00	390.00	255.00	0.00	52.94

Contd.

7.8 Intercity Wholesale Prices of Selected Commodities

Group/Commodity/Item Specification	Unit	City	Prices (Rs.)			% Change in May, 2021 Over	
			May., 2021	Apr., 2021	May., 2020	Apr., 2021	May., 2020
3526004. Ventolin Tablets, 2 mg	Each	MUL	368.09	368.09	342.55	0.00	7.46
		KAR	368.00	368.00	368.00	0.00	0.00
		MPK	341.00	341.00	341.00	0.00	0.00
		PSH	371.00	371.00	347.00	0.00	6.92
		QTA	460.00	400.00	400.00	15.00	15.00
		LAH	127.00	127.00	105.00	0.00	20.95
		RAW	131.33	131.33	121.33	0.00	8.24
		MUL	123.70	123.70	86.17	0.00	43.55
		KAR	112.20	112.20	112.20	0.00	0.00
		MPK	113.00	113.00	87.66	0.00	28.91
3526005. Daonil Tablets, 5 mg	Each	PSH	104.00	104.00	104.00	0.00	0.00
		QTA	120.00	100.00	100.00	20.00	20.00
		LAH	119.00	119.00	119.00	0.00	0.00
		RAW	121.33	121.33	121.33	0.00	0.00
		MUL	118.56	118.56	118.56	0.00	0.00
		KAR	109.65	109.65	109.65	0.00	0.00
		MPK	110.00	110.00	110.00	0.00	0.00
		PSH	180.00	180.00	180.00	0.00	0.00
		QTA	140.00	132.00	132.00	6.06	6.06
		LAH	145.00	145.00	145.00	0.00	0.00
3526006. Entox	Each	RAW	153.33	153.33	144.67	0.00	5.99
		MUL	146.27	146.27	146.27	0.00	0.00
		KAR	136.00	136.00	136.00	0.00	0.00
		MPK	136.30	136.30	136.30	0.00	0.00
		PSH	139.00	139.00	137.00	0.00	1.46
		QTA	160.00	160.00	160.00	0.00	0.00
		LAH	918.00	918.00	788.00	0.00	16.50
		RAW	946.65	946.65	873.33	0.00	8.40
		MUL	918.00	918.00	837.77	0.00	9.58
		KAR	918.00	918.00	836.00	0.00	9.81
3526007. Calcium Tablets, 1000 CaC Sandoz, Small Bottle	6 No.	MPK	918.00	918.00	840.00	0.00	9.29
		PSH	990.00	990.00	840.00	0.00	17.86
		QTA	1068.00	1068.00	972.00	0.00	9.88
		LAH	120.00	120.00	120.00	0.00	0.00
		RAW	139.33	139.33	139.33	0.00	0.00
		MUL	127.51	127.51	121.66	0.00	4.81
		KAR	128.35	128.35	128.35	0.00	0.00
		MPK	143.00	143.00	143.00	0.00	0.00
		PSH	137.00	137.00	137.00	0.00	0.00
		QTA	148.00	148.00	148.00	0.00	0.00
3526009. Carmina (100 Tablets), Bottle	6 No.	LAH	330.00	330.00	230.00	0.00	43.48
		RAW	243.29	243.29	236.62	0.00	2.82
		MUL	297.50	297.50	206.40	0.00	44.14
		KAR	334.00	334.00	334.00	0.00	0.00
		PSH	210.00	210.00	170.00	0.00	23.53
3526010. Sualin	Each	LAH	140.00	140.00	140.00	0.00	0.00
		RAW	186.43	186.43	166.60	0.00	11.90
		KAR	191.00	191.00	212.50	0.00	-10.12
		PSH	135.00	135.00	135.00	0.00	0.00
3526011. Sancos Syrup, Bottle, 120 ml	6 No.	LAH	315.00	315.00	315.00	0.00	0.00
		RAW	313.32	313.32	313.32	0.00	0.00
		MUL	288.48	288.48	288.48	0.00	0.00
		KAR	295.00	295.00	295.00	0.00	0.00
		MPK	285.00	285.00	285.00	0.00	0.00
		PSH	308.00	308.00	308.00	0.00	0.00
3526012. Phenrgone Syrup, Bottle, 120 ml	6 No.	QTA	287.00	287.00	287.00	0.00	0.00
		LAH	269.00	269.00	240.00	0.00	12.08
		RAW	254.97	254.97	213.32	0.00	19.52
		MUL	299.34	299.34	252.14	0.00	18.72
		KAR	251.00	251.00	229.50	0.00	9.37
		MPK	215.46	215.46	215.46	0.00	0.00

Contd.

7.8 Intercity Wholesale Prices of Selected Commodities

Group/Commodity/Item Specification	Unit	City	Prices (Rs.)			% Change in May, 2021 Over	
			May., 2021	Apr., 2021	May., 2020	Apr., 2021	May., 2020
3526013. Calpol Syrup, Bottle, 120 ml	6 No.	PSH	234.00	234.00	220.00	0.00	6.36
		QTA	288.00	288.00	258.00	0.00	11.63
		LAH	333.00	333.00	243.00	0.00	37.04
		RAW	276.63	276.63	243.32	0.00	13.69
		MUL	354.65	354.65	318.04	0.00	11.51
		KAR	354.00	354.00	321.30	0.00	10.18
3526014. Hydryllin Syrup, Bottle, 120 ml	6 No.	MPK	301.00	301.00	301.00	0.00	0.00
		PSH	321.00	321.00	321.00	0.00	0.00
		QTA	402.00	402.00	366.00	0.00	9.84
		LAH	360.00	360.00	360.00	0.00	0.00
		RAW	358.33	358.33	358.33	0.00	0.00
		MUL	351.90	351.90	351.90	0.00	0.00
3526015. Safi Hamdard, Bottle, 100 ml	6 No.	KAR	352.00	352.00	352.00	0.00	0.00
		MPK	380.00	380.00	380.00	0.00	0.00
		PSH	360.00	360.00	360.00	0.00	0.00
		QTA	414.00	414.00	414.00	0.00	0.00
		LAH	320.00	320.00	240.00	0.00	33.33
		RAW	356.64	356.64	356.64	0.00	0.00
3526016. Honey (Marhaba), Bottle, 0.5 Kg	6 No.	MUL	288.00	288.00	282.00	0.00	2.13
		KAR	408.00	408.00	408.00	0.00	0.00
		PSH	360.00	360.00	360.00	0.00	0.00
		QTA	348.00	348.00	348.00	0.00	0.00
		LAH	2400.00	2400.00	2190.00	0.00	9.59
		KAR	3312.00	3312.00	3312.00	0.00	0.00
3526017. Betnovate-N , Ointment Tube, 15 gm	6 No.	MPK	3288.00	3288.00	2028.00	0.00	62.13
		PSH	2400.00	2400.00	2100.00	0.00	14.29
		QTA	2172.00	2172.00	2172.00	0.00	0.00
		LAH	259.00	259.00	185.00	0.00	40.00
		RAW	293.30	293.30	175.33	0.00	67.28
		MUL	280.50	280.50	280.50	0.00	0.00
3526019. O.R.S, Flavoured, (Searle)	Dozen	KAR	367.20	367.20	367.20	0.00	0.00
		MPK	380.00	380.00	347.00	0.00	9.51
		PSH	404.00	404.00	370.00	0.00	9.19
		QTA	342.00	342.00	420.00	0.00	-18.57
		LAH	192.00	192.00	192.00	0.00	0.00
		RAW	186.65	186.65	183.99	0.00	1.45
3526020. Qarshi Johar Joshanda, Instant (Box)	Each	MUL	183.60	183.60	183.60	0.00	0.00
		KAR	216.00	216.00	216.00	0.00	0.00
		PSH	188.00	188.00	188.00	0.00	0.00
		QTA	192.00	192.00	192.00	0.00	0.00
		LAH	270.00	270.00	240.00	0.00	12.50
		MUL	260.00	260.00	205.00	0.00	26.83
3526021. Cotton Bandage, Size 2"	6 No.	KAR	306.00	306.00	216.00	0.00	41.67
		MPK	255.00	255.00	216.00	0.00	18.06
		PSH	300.00	300.00	275.00	0.00	9.09
		QTA	330.00	330.00	221.00	0.00	49.32
		LAH	45.00	45.00	45.00	0.00	0.00
		RAW	69.52	69.52	60.00	0.00	15.87
083. Soaps & Detergents	Dozen	MUL	30.00	30.00	30.00	0.00	0.00
		KAR	51.00	51.00	51.00	0.00	0.00
		MPK	40.00	40.00	40.00	0.00	0.00
		PSH	50.00	50.00	43.09	0.00	16.04
		LAH	562.00	480.00	480.00	17.08	17.08
		RAW	496.64	496.64	496.64	0.00	0.00
3532101. Life Buouy Soap, 115 gm	Dozen	KSR	562.00	480.00	512.00	17.08	9.77
		KAR	489.00	489.00	456.00	0.00	7.24
		PSH	588.00	588.00	588.00	0.00	0.00
		QTA	540.00	540.00	540.00	0.00	0.00
		LAH	492.00	492.00	450.00	0.00	9.33
		RAW	476.64	476.64	406.64	0.00	17.21

Contd.

7.8 Intercity Wholesale Prices of Selected Commodities

Group/Commodity/Item Specification	Unit	City	Prices (Rs.)			% Change in May, 2021 Over	
			May., 2021	Apr., 2021	May., 2020	Apr., 2021	May., 2020
		KAR	486.00	486.00	390.00	0.00	24.62
		PSH	370.00	370.00	330.00	0.00	12.12
		QTA	504.00	504.00	480.00	0.00	5.00
3532201. Surf Excel, Poly Bag, 1 Kg	Dozen	LAH	3360.00	3360.00	3300.00	0.00	1.82
		MUL	3552.00	3552.00	3353.00	0.00	5.93
		KAR	3576.00	3576.00	3060.00	0.00	16.86
		SKR	3480.00	3480.00	3480.00	0.00	0.00
3532202. Ariel, Poly Bag, 1 Kg	Dozen	LAH	3300.00	3300.00	3300.00	0.00	0.00
		GUJ	3400.00	3400.00	3360.00	0.00	1.19
		KAR	3480.00	3480.00	3060.00	0.00	13.73
		MPK	3399.96	3399.96	3150.00	0.00	7.94
3532203. Vim Detergent, Poly Bag, 900 gm	Dozen	LAH	940.00	940.00	940.00	0.00	0.00
		RAW	856.65	856.65	856.65	0.00	0.00
		KAR	972.00	972.00	864.00	0.00	12.50
		SKR	900.00	900.00	936.00	0.00	-3.85
		PSH	960.00	960.00	880.00	0.00	9.09
		QTA	996.00	996.00	996.00	0.00	0.00
3532204. Brite, Polybag, 1 Kg	Dozen	LAH	3300.00	3300.00	3300.00	0.00	0.00
		RAW	3316.58	3316.58	3193.32	0.00	3.86
		KAR	3480.00	3480.00	3000.00	0.00	16.00
		MPK	3204.00	3204.00	3204.00	0.00	0.00
		PSH	3600.00	3600.00	3500.00	0.00	2.86
3532205. Express Powder, 1 kg	Dozen	KAR	2100.00	2100.00	2100.00	0.00	0.00
3532206. Washing Soap, Beta / Sufi / Guy (4 Cake), Carton	Each	LAH	4400.00	4400.00	3640.00	0.00	20.88
		RAW	2283.21	2283.21	1633.16	0.00	39.80
		KSR	4400.00	4400.00	3640.00	0.00	20.88
		SKR	3440.00	3440.00	3440.00	0.00	0.00
		PSH	3500.00	3500.00	6800.00	0.00	-48.53
3532302. Toothpaste Colgate, 150 gm	Dozen	KAR	1620.00	1620.00	1620.00	0.00	0.00
3532303. Talcum Powder, Viceroy/Black Cat, Medium Size	Dozen	RAW	2169.95	2169.95	1946.66	0.00	11.47
		KAR	1020.00	1020.00	948.00	0.00	7.59
3532304. Ponds Cold Cream, Medium Size	Dozen	LAH	1478.00	1478.00	1270.00	0.00	16.38
		RAW	1706.64	1706.64	1576.66	0.00	8.24
		KAR	1428.00	1428.00	1428.00	0.00	0.00
3532306. Admiral, Shaving Cream	Dozen	LAH	867.00	867.00	810.00	0.00	7.04
		RAW	793.28	793.28	793.28	0.00	0.00
		KAR	780.00	780.00	780.00	0.00	0.00
3532307. Hair Cream, Medium Size (Specify Brand Name)	Dozen	RAW	1456.29	1456.29	1413.30	0.00	3.04
		KAR	1080.00	1080.00	1080.00	0.00	0.00
3532308. Baby Powder, Johnson's/ Mothercare , Small Size	Dozen	KAR	1380.00	1380.00	1380.00	0.00	0.00
3532309. Sunsilk Shampoo, Bottle, 90 ml	Dozen	RAW	1339.98	1339.98	1246.66	0.00	7.49
		KAR	1080.00	1080.00	1080.00	0.00	0.00
084. Auto Tyres							
3611101. Auto Tyre Tubeless , General (Suzuki Alto/Mehran)	Dozen	LAH	48000.00	48000.00	33000.00	0.00	45.45
		RAW	51832.80	51832.80	49596.79	0.00	4.51
		KAR	57600.00	57600.00	42000.00	0.00	37.14
3611202. Motorcycle Tyre, Honda CD-70 Servis/Panther	Dozen	LAH	15000.00	15000.00	12600.00	0.00	19.05
		RAW	14899.78	14479.56	14479.56	2.90	2.90
		KAR	14400.00	14400.00	14400.00	0.00	0.00
3611204. Cycle Tyre, Servis, (28"X1/2")	Dozen	LAH	3360.00	3360.00	3360.00	0.00	0.00
		KAR	3600.00	3600.00	3600.00	0.00	0.00
3611205. Cycle Tyre, Diamond, (28"X1/2")	Dozen	LAH	3600.00	3600.00	3600.00	0.00	0.00
		RAW	4519.64	4519.64	4519.64	0.00	0.00
		KAR	3600.00	3600.00	3480.00	0.00	3.45
3611401. Auto Tube, General (Suzuki Mehran)	Dozen	LAH	3600.00	3600.00	3272.43	0.00	10.01
		RAW	4966.44	4966.44	4839.67	0.00	2.62
		KAR	6000.00	6000.00	6000.00	0.00	0.00
3611403. Motorcycle Tube, Honda CD-70 Servis/Panther	Dozen	LAH	3000.00	3000.00	3000.00	0.00	0.00
		RAW	3712.03	3678.29	3678.29	0.92	0.92
		KAR	2837.79	2837.79	2837.79	0.00	0.00
3611405. Cycle Tube, Service (28"X1/2")	Dozen	LAH	1560.00	1560.00	1380.00	0.00	13.04

Contd.

7.8 Intercity Wholesale Prices of Selected Commodities

Group/Commodity/Item Specification	Unit	City	Prices (Rs.)			% Change in May, 2021 Over	
			May., 2021	Apr., 2021	May., 2020	Apr., 2021	May., 2020
3611406. Cycle Tube, Diamond (28"X1/2")	Dozen	KAR	2040.00	2040.00	2040.00	0.00	0.00
		LAH	1440.00	1440.00	1320.00	0.00	9.09
		RAW	1676.54	1676.54	1639.01	0.00	2.29
		KAR	1920.00	1920.00	1920.00	0.00	0.00
085. Plastic Products							
3694001. Water Cooler, 11 Litre	Dozen	LAH	7394.69	7394.69	7394.69	0.00	0.00
		KAR	6600.00	6600.00	6600.00	0.00	0.00
		PSH	8400.00	8400.00	6600.00	0.00	27.27
		QTA	6000.00	6000.00	6000.00	0.00	0.00
		LAH	3600.00	3600.00	3600.00	0.00	0.00
3694002. Bucket Plastic, Medium Size (Average Quality)	Dozen	GUJ	3600.00	3600.00	2640.00	0.00	36.36
		KAR	4200.00	4200.00	4200.00	0.00	0.00
		PSH	3600.00	3600.00	2760.00	0.00	30.43
		QTA	3000.00	3000.00	3000.00	0.00	0.00
		LAH	55301.70	55301.70	37898.16	0.00	45.92
3694003. Dinner Set, Plastic, 72 Pieces (Average Quality)	Dozen	RAW	133997.51	133997.51	109964.07	0.00	21.86
		MUL	49185.36	49185.36	49185.36	0.00	0.00
		KAR	55930.19	55930.19	30779.57	0.00	81.71
		PSH	30000.00	30000.00	27960.00	0.00	7.30
		LAH	19591.94	19591.94	19591.94	0.00	0.00
3694004. Hot Pot Set, Plastic, 3 Pieces	Dozen	SKT	31200.00	31200.00	28800.00	0.00	8.33
		KAR	18391.43	18391.43	13588.46	0.00	35.35
		PSH	18000.00	18000.00	15000.00	0.00	20.00
		QTA	17393.10	17393.10	12600.00	0.00	38.04
		LAH	7394.69	7394.69	7394.69	0.00	0.00
3694005. Thermos, Starvac, 1 Litre	Dozen	GUJ	9000.00	9000.00	6000.00	0.00	50.00
		KAR	8400.00	8400.00	6712.13	0.00	25.15
		QTA	6000.00	6000.00	5400.00	0.00	11.11
		LAH	5161.40	5161.40	4500.00	0.00	14.70
086. Glass sheets							
3711401. Plastic Glass Sheet, 3 mm, Above 1 Sq.Meter	10 sq m	RAW	5899.43	5899.43	4566.42	0.00	29.19
		KAR	9000.00	9000.00	8000.00	0.00	12.50
		PSH	9000.00	9000.00	20820.00	0.00	-56.77
		LAH	3659.31	3659.31	3200.00	0.00	14.35
		RAW	5165.15	5165.15	4065.59	0.00	27.05
3711402. Fig. Glass Sheet, Above 1 Sq. Meter	10 sq m	KAR	8749.72	8749.72	8749.72	0.00	0.00
		PSH	5000.00	5000.00	8680.00	0.00	-42.40
		RAW	1799.54	1799.54	1633.16	0.00	10.19
		KAR	1800.00	1800.00	950.00	0.00	89.47
087. Other Glass Articles							
3719101. Jar, Local, 4 Litre	Dozen	RAW	2715.95	2715.95	2555.03	0.00	6.30
		KAR	3750.00	3750.00	3750.00	0.00	0.00
3719301. Tumbler, Fancy, (OMROC), 200 ml	50 No.	LAH	1766.51	1766.51	1766.51	0.00	0.00
		RAW	2583.23	2583.23	2383.22	0.00	8.39
		KAR	2600.00	2600.00	2600.00	0.00	0.00
3719302. Jug, Diamond, Fancy, (OMROC), 1.2 Litre	Dozen	LAH	716.28	716.28	716.28	0.00	0.00
		RAW	1633.16	1633.16	1533.15	0.00	6.52
		KAR	900.00	900.00	900.00	0.00	0.00
088. Ceramics & Sanitary Fixture							
3721001. European W/C (02/03), Standard, White	Dozen	LAH	26400.00	26400.00	22372.07	0.00	18.00
		RAW	20500.00	20500.00	18997.88	0.00	7.91
		KAR	25185.93	25185.93	25185.93	0.00	0.00
		PSH	57600.00	57600.00	49200.00	0.00	17.07
3721002. European W/C (02/03), Standard, Coloured	Dozen	LAH	26400.00	26400.00	21992.81	0.00	20.04
		RAW	21500.00	21500.00	20198.01	0.00	6.45
		KAR	26400.00	26400.00	26400.00	0.00	0.00
3721003. Asian W/C, White, 18"/22"	Dozen	LAH	23573.46	23573.46	23573.46	0.00	0.00
		RAW	20631.67	20631.67	20198.01	0.00	2.15
		KAR	14789.38	14789.38	14789.38	0.00	0.00
		PSH	14400.00	14400.00	15000.00	0.00	-4.00
3721004. Asian W/C, White, 15"/22"	Dozen	LAH	17564.67	17564.67	17564.67	0.00	0.00

Contd.

7.8 Intercity Wholesale Prices of Selected Commodities

Group/Commodity/Item Specification	Unit	City	Prices (Rs.)			% Change in May, 2021 Over	
			May., 2021	Apr., 2021	May., 2020	Apr., 2021	May., 2020
		RAW	19765.60	19765.60	18997.88	0.00	4.04
		KAR	14188.94	14188.94	14188.94	0.00	0.00
		PSH	14400.00	14400.00	15000.00	0.00	-4.00
3721005. Asian W/C, Coloured, 18"/22"	Dozen	LAH	23193.18	23193.18	23193.18	0.00	0.00
		RAW	22564.26	22564.26	21998.17	0.00	2.57
		GUJ	21600.00	21600.00	21600.00	0.00	0.00
		KAR	17190.84	17190.84	17190.84	0.00	0.00
		PSH	15120.00	15120.00	15000.00	0.00	0.80
3721006. Asian W/C, Coloured, 15"/22"	Dozen	LAH	18391.43	18391.43	18391.43	0.00	0.00
		RAW	20595.43	20595.43	20198.01	0.00	1.97
		GUJ	20400.00	20400.00	20400.00	0.00	0.00
		KAR	14789.38	14789.38	14789.38	0.00	0.00
		PSH	15000.00	15000.00	15000.00	0.00	0.00
3721007. Wash Basin, Standard, White, 50 cm	Dozen	LAH	19968.80	19968.80	19968.80	0.00	0.00
		RAW	20165.30	20165.30	19597.95	0.00	2.89
		KAR	21600.00	21600.00	21600.00	0.00	0.00
		PSH	26400.00	26400.00	25200.00	0.00	4.76
3721008. Wash Basin, Light Color, 50 cm	Dozen	LAH	19968.80	19968.80	19968.80	0.00	0.00
		RAW	21165.36	21165.36	20798.06	0.00	1.77
		KAR	24000.00	24000.00	24000.00	0.00	0.00
		PSH	28800.00	28800.00	26400.00	0.00	9.09
3721009. Sink Stainless Steel, Medium Size	Dozen	LAH	26400.00	26400.00	24774.72	0.00	6.56
		RAW	40031.64	40031.64	39195.89	0.00	2.13
		GUJ	18000.00	18000.00	16800.00	0.00	7.14
		KAR	30000.00	30000.00	30000.00	0.00	0.00
		PSH	19200.00	19200.00	20400.00	0.00	-5.88
089. Bricks, Blocks & Tiles							
3732001. Bricks, Truck	Each	LAH	50000.00	50000.00	44000.00	0.00	13.64
		RAW	48993.20	48993.20	44664.17	0.00	9.69
		KSR	46330.95	46330.95	42166.01	0.00	9.88
		HYD	33153.44	33153.44	30000.00	0.00	10.51
		SKR	30000.00	30000.00	28000.00	0.00	7.14
		PSH	46000.00	44000.00	38000.00	4.55	21.05
		BNU	32000.00	32000.00	32000.00	0.00	0.00
		QTA	38991.45	38991.45	25315.47	0.00	54.02
3732002. Cement Blocks, 6"X8"X12"	1000 No.	KAR	30000.00	30000.00	25000.00	0.00	20.00
3732003. Tiles, Plain, White, 8" X 10"	100 sq m	LAH	67500.00	67500.00	67500.00	0.00	0.00
		RAW	59325.79	59325.79	59325.79	0.00	0.00
		MUL	78000.00	78000.00	78000.00	0.00	0.00
		KAR	60822.02	60822.02	60822.02	0.00	0.00
3732004. Tiles, Plain, Coloured, 8" X 10"	100 sq m	LAH	76630.94	76630.94	76630.94	0.00	0.00
		RAW	67665.02	67665.02	67665.02	0.00	0.00
		MUL	84000.00	84000.00	84000.00	0.00	0.00
		KAR	68660.24	68660.24	68660.24	0.00	0.00
090. Cement							
3744002. Cement, White	MT	LAH	30000.00	31000.00	20117.00	-3.23	49.13
		RAW	25000.00	25000.00	22333.28	0.00	11.94
		KAR	28750.00	28750.00	28750.00	0.00	0.00
		SKR	29500.00	29500.00	28750.00	0.00	2.61
3744004. D.G. Cement, (Ex-factory)	MT	LAH	10980.00	10980.00	9800.00	0.00	12.04
3744005. Lucky Cement, (Ex-factory)	MT	KAR	13000.00	13000.00	13900.00	0.00	-6.47
3744006. Fauji Cement, (Ex-factory)	MT	RAW	9970.00	9990.00	8050.00	-0.20	23.85
091. Bed Foam							
3815001. Bed Foam, (Molty Foam) 3.5'X 5.5'X 4"	Dozen	LAH	88800.00	88800.00	78000.00	0.00	13.85
		RAW	84833.01	84833.01	68797.68	0.00	23.31
		GUJ	91200.00	72200.00	72200.00	26.32	26.32
		KAR	67000.00	67000.00	67000.00	0.00	0.00
		QTA	66000.00	66000.00	54000.00	0.00	22.22
3815002. Bed Foam, (Molty Foam) 6.5'X6'X4"	Dozen	LAH	126000.00	126000.00	126000.00	0.00	0.00
		FAS	120000.00	120000.00	120000.00	0.00	0.00
		RAW	142665.89	142665.89	97593.41	0.00	46.18

Contd.

7.8 Intercity Wholesale Prices of Selected Commodities

Group/Commodity/Item Specification	Unit	City	Prices (Rs.)			% Change in May, 2021 Over	
			May., 2021	Apr., 2021	May., 2020	Apr., 2021	May., 2020
		KAR	128520.00	128520.00	128520.00	0.00	0.00
		HYD	160000.00	160000.00	125000.00	0.00	28.00
092. Matches							
3899801. Matches, (70-75 Sticks), 50 Boxes Carton	Each	LAH	700.00	700.00	700.00	0.00	0.00
		RAW	916.37	916.37	883.01	0.00	3.78
		KAR	700.00	700.00	700.00	0.00	0.00
		SKR	700.00	700.00	700.00	0.00	0.00
		PSH	850.00	850.00	850.00	0.00	0.00
5. Metal Product, Machinery & Equipment							
093. Steel Bar & Sheets							
4126101. M.S. Round Bar 1/4" (Grade 40)	MT	LAH	132332.50	127332.46	117332.39	3.93	12.78
		RAW	130332.48	129665.81	115997.13	0.51	12.36
		KAR	124000.00	124000.00	116000.00	0.00	6.90
		HYD	128000.00	124000.00	116000.00	3.23	10.34
		PSH	130000.00	130000.00	120000.00	0.00	8.33
		QTA	126000.00	126000.00	104000.00	0.00	21.15
4126102. M.S. Round Bar 3/8" (Grade 40)	MT	LAH	132166.46	126666.45	116666.43	4.34	13.29
		RAW	130000.00	129665.81	114665.70	0.26	13.37
		KAR	124000.00	124000.00	116000.00	0.00	6.90
		HYD	128000.00	124000.00	116000.00	3.23	10.34
		PSH	135000.00	135000.00	120000.00	0.00	12.50
		QTA	131000.00	131000.00	109000.00	0.00	20.18
4126103. M.S. Round Bar 1/2" (Grade 40)	MT	LAH	132000.00	127000.00	117000.00	3.94	12.82
		RAW	130332.48	129665.81	114665.70	0.51	13.66
		KAR	124000.00	124000.00	116000.00	0.00	6.90
		HYD	128000.00	124000.00	116000.00	3.23	10.34
		PSH	135000.00	127000.00	108000.00	6.30	25.00
		QTA	130000.00	130000.00	108000.00	0.00	20.37
4126104. M.S. Round Bar 1" (Grade 40)	MT	LAH	131500.00	126500.00	116666.43	3.95	12.71
		RAW	130332.48	129665.81	113665.69	0.51	14.66
		KAR	124000.00	124000.00	116000.00	0.00	6.90
		PSH	135000.00	130000.00	118000.00	3.85	14.41
4126105. M.S. Ribbed Bar 1/2" To 1" (Grade 40)	MT	LAH	132666.46	127666.45	117666.43	3.92	12.75
		RAW	126997.38	126665.79	111665.67	0.26	13.73
		KAR	123000.00	123000.00	115000.00	0.00	6.96
4126106. M.S. Ribbed Bar 3/8" (Grade 40)	MT	LAH	131332.49	126332.46	117332.39	3.96	11.93
		RAW	126997.38	126665.79	111665.67	0.26	13.73
		KAR	123000.00	123000.00	115000.00	0.00	6.96
4126107. G.P. Sheet, Cutting, Japan, 24-30 BG	MT	LAH	188318.50	181651.47	150000.00	3.67	25.55
		RAW	132332.50	131665.82	118997.20	0.51	11.21
		KAR	145000.00	145000.00	145000.00	0.00	0.00
		PSH	215000.00	215000.00	155000.00	0.00	38.71
4126108. G.S. Sheet, 24 Gauge, Galvanized	MT	LAH	208280.56	203279.27	170000.00	2.46	22.52
		RAW	131997.47	131332.49	116291.77	0.51	13.51
		KAR	146000.00	146000.00	146000.00	0.00	0.00
		PSH	210000.00	210000.00	160000.00	0.00	31.25
094. Pipe Fittings							
4129201. Tee, 1/2"	Dozen	LAH	720.00	720.00	600.00	0.00	20.00
		RAW	616.54	616.54	536.65	0.00	14.89
		KAR	500.00	500.00	500.00	0.00	0.00
		QTA	360.00	360.00	360.00	0.00	0.00
4129202. Tee, 3/4"	Dozen	LAH	1000.00	1000.00	850.00	0.00	17.65
		RAW	836.57	836.57	746.65	0.00	12.04
		KAR	610.00	610.00	610.00	0.00	0.00
		QTA	360.00	360.00	360.00	0.00	0.00
4129203. Socket, 1/2"	Dozen	LAH	432.00	432.00	380.00	0.00	13.68
		RAW	636.54	636.54	546.65	0.00	16.44
		KAR	600.00	600.00	300.00	0.00	100.00
		QTA	240.00	240.00	240.00	0.00	0.00
4129204. Socket, 3/4"	Dozen	LAH	625.00	625.00	550.00	0.00	13.64
		RAW	686.60	686.60	596.65	0.00	15.08

Contd.

7.8 Intercity Wholesale Prices of Selected Commodities

Group/Commodity/Item Specification	Unit	City	Prices (Rs.)			% Change in May, 2021 Over	
			May., 2021	Apr., 2021	May., 2020	Apr., 2021	May., 2020
4129205. Union, 1/2"	Dozen	KAR	400.00	400.00	400.00	0.00	0.00
		QTA	420.00	420.00	360.00	0.00	16.67
		LAH	1386.63	1386.63	1150.00	0.00	20.58
		RAW	1126.48	1126.48	993.29	0.00	13.41
4129206. Union, 3/4"	Dozen	KAR	900.00	900.00	900.00	0.00	0.00
		QTA	720.00	720.00	720.00	0.00	0.00
		LAH	1600.00	1600.00	1450.00	0.00	10.34
		RAW	1293.30	1293.30	1046.66	0.00	23.56
4129207. Band, 1/2"	Dozen	KAR	1200.00	1200.00	1200.00	0.00	0.00
		LAH	700.00	700.00	700.00	0.00	0.00
		RAW	1099.88	1099.88	963.29	0.00	14.18
		KAR	800.00	800.00	800.00	0.00	0.00
4129208. Band, 3/4"	Dozen	QTA	600.00	600.00	480.00	0.00	25.00
		LAH	850.00	850.00	850.00	0.00	0.00
		RAW	1193.30	1193.30	1026.66	0.00	16.23
		KAR	1100.00	1100.00	1100.00	0.00	0.00
4129209. Elbow, Galvanized China, 1/2"	Dozen	QTA	720.00	720.00	480.00	0.00	50.00
		LAH	566.19	566.19	470.00	0.00	20.47
		RAW	799.83	799.83	646.65	0.00	23.69
		KAR	480.00	480.00	360.00	0.00	33.33
4129210. Elbow, Galvanized China, 3/4"	Dozen	QTA	570.00	570.00	300.00	0.00	90.00
		LAH	725.00	725.00	600.00	0.00	20.83
		RAW	899.85	899.85	736.65	0.00	22.15
		KAR	660.00	660.00	450.00	0.00	46.67
095. Steel Products	Dozen	QTA	600.00	600.00	420.00	0.00	42.86
		LAH	7200.00	7200.00	7200.00	0.00	0.00
		KAR	10200.00	10200.00	10200.00	0.00	0.00
		LAH	4200.00	4200.00	4200.00	0.00	0.00
4291202. Stainless Steel Tablespoon, (Super Quality)	Dozen	KAR	4954.94	4954.94	4954.94	0.00	0.00
		LAH	756.00	756.00	756.00	0.00	0.00
4291203. Stainless Steel Plate, Light	Dozen	KAR	820.00	820.00	820.00	0.00	0.00
		LAH	21000.00	21000.00	21000.00	0.00	0.00
4291204. Pressure Cooker, 4 Litre	Dozen	GUJ	19800.00	19800.00	19800.00	0.00	0.00
		SKT	19200.00	19200.00	14400.00	0.00	33.33
		KAR	21888.72	21888.72	21888.72	0.00	0.00
		RAW	5399.85	5399.85	5399.85	0.00	0.00
4291401. New Treet Blade, Ordinary (20 Strip)	Dozen	KAR	8400.00	8400.00	8400.00	0.00	0.00
		LAH	11520.00	11520.00	11000.00	0.00	4.73
4291403. Gillet Safety Razor, (20 Strip)	Dozen	RAW	10126.53	10126.53	9099.91	0.00	11.28
		KAR	10000.00	10000.00	6240.00	0.00	60.26
		LAH	1550000.00	1550000.00	1550000.00	0.00	0.00
096. Engines & Motors	10 No.	LAH	1550000.00	1550000.00	1550000.00	0.00	0.00
097. Vacuum Pumps	10 No.	LAH	830000.00	830000.00	830000.00	0.00	0.00
4323001. Multistage C.Pumps (PCM 80-3 15 HP)	10 No.	LAH	1170000.00	1170000.00	1170000.00	0.00	0.00
4323002. Multistage C.Pumps (PCM 80-5 25 HP)	10 No.	LAH	1170000.00	1170000.00	1170000.00	0.00	0.00
098. Air Conditioners	10 No.	LAH	450000.00	450000.00	420000.00	0.00	7.14
4391201. Air Conditioner Split, (PEL), 1.5 Ton	10 No.	RAW	492329.05	492329.05	433326.91	0.00	13.62
		KAR	550000.00	550000.00	480000.00	0.00	14.58
		LAH	530000.00	530000.00	460000.00	0.00	15.22
4391202. Air Conditioner Split, (Waves), 1.5 Ton	10 No.	RAW	515656.12	515656.12	456642.22	0.00	12.92
		KAR	555000.00	555000.00	490000.00	0.00	13.27
099. Cultivators	Each	GUJ	45000.00	45000.00	45000.00	0.00	0.00
4411201. Cultivator (Ordinary), 9 Times	Each	GUJ	60000.00	60000.00	60000.00	0.00	0.00
4411202. Cultivator (Special), 11 Times	Each	GUJ	60000.00	60000.00	60000.00	0.00	0.00
100. Chuff Cutter	Each	FAS	8500.00	8500.00	7500.00	0.00	13.33
4412301. Chuff Cutter	Each	FAS	8500.00	8500.00	7500.00	0.00	13.33
101. Tractors	Each	LAH	947100.00	947100.00	897750.00	0.00	5.50
4414101. Tractor, MF-240	Each	LAH	1522500.00	1522500.00	1399650.00	0.00	8.78
4414102. Tractor, MF-385	Each	LAH	1522500.00	1522500.00	1399650.00	0.00	8.78

Contd.

7.8 Intercity Wholesale Prices of Selected Commodities

Group/Commodity/Item Specification	Unit	City	Prices (Rs.)			% Change in May, 2021 Over	
			May., 2021	Apr., 2021	May., 2020	Apr., 2021	May., 2020
102. Lathe Machines							
4421301. Lathe Machine 3', (Pak. Madina)	Each	LAH	160000.00	160000.00	160000.00	0.00	0.00
4421302. Lathe Machine 4.5', (Pak. Madina)	Each	LAH	190000.00	190000.00	190000.00	0.00	0.00
4421303. Lathe Machine 6.5', (Pak. Madina)	Each	LAH	270000.00	270000.00	220000.00	0.00	22.73
4421304. Lathe Machine 10', (Pak. Madina)	Each	LAH	550000.00	550000.00	445000.00	0.00	23.60
103. Concrete Mixture							
4444001. Concrete Mixer, 7 Ntr. 12HP. (Star Eng)	Each	LAH	140000.00	140000.00	140000.00	0.00	0.00
4444002. Concrete Mixer, 17 Ntr. 24HP. (Star Eng)	Each	LAH	210000.00	210000.00	210000.00	0.00	0.00
104. Fridge, WashM, SewM, Fans, Iron							
4481101. Refrigerator, (Dawlance), Double Door, 10 CF	10 No.	LAH	380000.00	380000.00	330000.00	0.00	15.15
		RAW	342999.03	342999.03	303324.14	0.00	13.08
		KAR	360000.00	360000.00	340000.00	0.00	5.88
4481201. Washing Machine, (National Pak), Semi Automatic	10 No.	LAH	90000.00	90000.00	90000.00	0.00	0.00
		GUJ	75000.00	75000.00	50000.00	0.00	50.00
		KAR	76116.63	76116.63	76116.63	0.00	0.00
		QTA	75000.00	75000.00	90000.00	0.00	-16.67
4481202. Washing Machine, (Singer) Semi Automatic	10 No.	LAH	150000.00	150000.00	115000.00	0.00	30.43
		RAW	148314.46	148314.46	136646.50	0.00	8.54
		KAR	130000.00	130000.00	130000.00	0.00	0.00
4481203. Washing Machine, (Dawlance), Semi Automatic	10 No.	LAH	120000.00	120000.00	105000.00	0.00	14.29
		FAS	120000.00	120000.00	110000.00	0.00	9.09
		GUJ	125000.00	125000.00	94000.00	0.00	32.98
		KAR	105000.00	105000.00	105000.00	0.00	0.00
4481204. Washing Machine, (Super Asia), Semi Automatic	10 No.	LAH	115000.00	115000.00	110000.00	0.00	4.55
		FAS	130000.00	130000.00	110000.00	0.00	18.18
		KAR	130000.00	130000.00	110000.00	0.00	18.18
		HYD	130000.00	130000.00	130000.00	0.00	0.00
4481401. Sewing Machine, (Singer), B.B.H.O	Dozen	LAH	126000.00	126000.00	102060.00	0.00	23.46
		KAR	99360.00	99360.00	99360.00	0.00	0.00
4481402. Zig Zag Machine, (Singer)	Dozen	LAH	216000.00	216000.00	198000.00	0.00	9.09
		KAR	186000.00	186000.00	168000.00	0.00	10.71
4481403. Sewing Machine, (Salika)	Dozen	LAH	108000.00	108000.00	90000.00	0.00	20.00
		KAR	84000.00	84000.00	84000.00	0.00	0.00
4481501. Ceiling Fan, (Millat), 48"	Dozen	LAH	44400.00	44400.00	42000.00	0.00	5.71
		KAR	48000.00	48000.00	48000.00	0.00	0.00
4481502. Ceiling Fan, (Pak), 48"	Dozen	LAH	41330.66	41330.66	39000.00	0.00	5.98
		GUJ	44980.00	44980.00	28800.00	0.00	56.18
		KAR	54000.00	54000.00	54000.00	0.00	0.00
		LAH	41330.66	41330.66	38000.00	0.00	8.76
4481503. Ceiling Fan, (National), 56"	Dozen	GUJ	42000.00	42000.00	25800.00	0.00	62.79
		KAR	39600.00	39600.00	39600.00	0.00	0.00
		HYD	37800.00	37800.00	37800.00	0.00	0.00
		LAH	43000.00	43000.00	41000.00	0.00	4.88
		FAS	50400.00	50400.00	44400.00	0.00	13.51
		GUJ	44400.00	44400.00	28200.00	0.00	57.45
4481504. Ceiling Fan, (Yunus), 56"	Dozen	KAR	45600.00	45600.00	45600.00	0.00	0.00
		PSH	54000.00	54000.00	36000.00	0.00	50.00
		QTA	38400.00	38400.00	38400.00	0.00	0.00
		KAR	51400.00	51400.00	51400.00	0.00	0.00
4481505. Padestal Fan, (Millat), 20"	Dozen	KAR	51400.00	51400.00	51400.00	0.00	0.00
4481506. Padestal Fan, (Pak), 20"	Dozen	LAH	54000.00	54000.00	51996.94	0.00	3.85
		KAR	78000.00	78000.00	78000.00	0.00	0.00
		PSH	80400.00	80400.00	60000.00	0.00	34.00
4481507. Exhaust Fan, (Climax), 12"	Dozen	LAH	25500.00	25500.00	24798.40	0.00	2.83
		GUJ	22800.00	22800.00	22800.00	0.00	0.00
4481508. Exhaust Fan, (Millat), 12"	Dozen	KAR	28800.00	28800.00	28800.00	0.00	0.00
4481509. Exhaust Fan, (Pak National), 12"	Dozen	LAH	23328.62	23328.62	22200.00	0.00	5.08
		GUJ	28440.00	28440.00	16200.00	0.00	75.56
		KAR	26400.00	26400.00	26400.00	0.00	0.00
4481601. Iron, (National) Automatic	Dozen	LAH	10664.09	10664.09	10163.96	0.00	4.92
		GUJ	15000.00	15000.00	10200.00	0.00	47.06
		KAR	14400.00	14400.00	12000.00	0.00	20.00

Contd.

7.8 Intercity Wholesale Prices of Selected Commodities

Group/Commodity/Item Specification	Unit	City	Prices (Rs.)			% Change in May, 2021 Over	
			May., 2021	Apr., 2021	May., 2020	Apr., 2021	May., 2020
4481602. Iron (Philips), Dry	Dozen	PSH	21600.00	21600.00	21600.00	0.00	0.00
		LAH	31400.00	31400.00	30000.00	0.00	4.67
		GUJ	24960.00	24960.00	24960.00	0.00	0.00
		KAR	26400.00	26400.00	26400.00	0.00	0.00
105. Electric Wires							
4634001. Flexible Wire, 2999-14 0076 (90 Meter Roll)	6 No.	LAH	5500.00	5500.00	4200.00	0.00	30.95
		MUL	6866.02	6866.02	6566.50	0.00	4.56
		KAR	8400.00	8400.00	8400.00	0.00	0.00
		PSH	6000.00	6000.00	6000.00	0.00	0.00
		QTA	5640.00	5640.00	5640.00	0.00	0.00
4634002. PVC Wire, Single Core(90 Meter Roll)	6 No.	LAH	7995.08	7995.08	4800.00	0.00	66.56
		MUL	8153.33	8153.33	7669.99	0.00	6.30
		KAR	8400.00	8400.00	8400.00	0.00	0.00
		PSH	6000.00	6000.00	6000.00	0.00	0.00
		QTA	5700.00	5700.00	5700.00	0.00	0.00
106. Lighting Equipments							
4653101. Table Light, (Philips), 40 watt	Dozen	GUJ	1560.00	1560.00	1560.00	0.00	0.00
		KAR	1238.74	1238.74	1238.74	0.00	0.00
		PSH	1440.00	1440.00	1159.66	0.00	24.17
		QTA	1080.00	1080.00	1080.00	0.00	0.00
4653103. Energy Saver, (Philips), 14 watt	100 No.	LAH	18000.00	18000.00	18000.00	0.00	0.00
		RAW	14831.45	14831.45	14831.45	0.00	0.00
		KAR	19200.00	19200.00	19200.00	0.00	0.00
		PSH	18000.00	18000.00	18000.00	0.00	0.00
QTA	21500.00	21500.00	21500.00	0.00	0.00		
107. Radio & Television							
4731301. LED, (Sony), 32"	10 No.	LAH	320000.00	320000.00	312000.00	0.00	2.56
		RAW	313324.44	313324.44	294331.82	0.00	6.45
		KAR	384000.00	384000.00	384000.00	0.00	0.00
4731302. LED (Orient), 32"	10 No.	LAH	230000.00	230000.00	199750.00	0.00	15.14
		RAW	243321.87	243321.87	223320.83	0.00	8.96
		KAR	228000.00	228000.00	228000.00	0.00	0.00
4731303. LED (Samsung), 32"	10 No.	LAH	300000.00	300000.00	288000.00	0.00	4.17
		RAW	257332.90	257332.90	242331.50	0.00	6.19
		KAR	320000.00	320000.00	285000.00	0.00	12.28
108. Motor Vehicles							
4911301. Suzuki Mehran, 800cc, VX, Ex-Factory	Each	KAR	895000.00	895000.00	895000.00	0.00	0.00
4911302. Suzuki Cultus, 1000cc, VXR M, Petrol, Ex-Factory	Each	KAR	1780000.00	1780000.00	1745000.00	0.00	2.01
4911303. Suzuki Ravi, 800cc, Pickup, Ex-Factory	Each	KAR	999000.00	999000.00	999000.00	0.00	0.00
4911304. Car Toyota, 1300 cc, XLI, Ex-Factory	Each	KAR	2519000.00	2519000.00	2519000.00	0.00	0.00
4911305. Car Honda Civic, 1800cc, (IVTEC Manual)	Each	LAH	3979000.00	3979000.00	3649000.00	0.00	9.04
109. Motorcycles							
4991202. Motorcycle CD-70, (Honda), Ex-Factory	10 No.	KAR	819000.00	819000.00	755000.00	0.00	8.48
4991203. Motorcycle, CD-70 (United), Ex-Factory	10 No.	LAH	490000.00	490000.00	490000.00	0.00	0.00
		MUL	515000.00	515000.00	500000.00	0.00	3.00
		KAR	550000.00	550000.00	440000.00	0.00	25.00
110. Bicycles							
4992103. Bicycle, (Sohrab), Super	10 No.	LAH	140000.00	140000.00	95000.00	0.00	47.37
		KAR	95000.00	95000.00	75000.00	0.00	26.67
4992104. Bicycle, (Sohrab), VIP Student	10 No.	LAH	100000.00	100000.00	90000.00	0.00	11.11
		KAR	100000.00	100000.00	70000.00	0.00	42.86

7.9.1 Urban Inter-City Consumer Prices of Construction and Energy Items May, 2021

Names of Urban Centers	Bricks (New first class) (1000)	Cement Blocks (6"x8"x12") (100)	Bajri (rata) (per truck) (100 CFT)	Sand (Black Pit) (per truck) (100 CFT)	Cement (local) (50kg bag)	Iron bars (1/2" 40 grade) (M.S. bars) (per tonne)	Synthetic Enamel (ICI Balti) (3.64 ltr)	Painter (per day)	Mason (raj) (per day)	Labour (unskilled) (per day)	Plumber (per day)	Electrician (per point)	Petrol Super (per ltr)	High Speed Diesel (per ltr)
Rawalpindi	13463.61	4018.47	6259.04	3412.97	597.96	132064.41	3059.61	1371.67	1500.00	1000.00	1452.48	302.86	106.06	110.76
Islamabad	13618.74	4039.72	6382.44	3424.73	601.66	132332.50	3070.46	1432.57	1500.00	1000.00	1449.14	306.14	106.06	110.76
Attock	12664.49	2883.24	5432.51	2166.15	588.33	127666.45	3083.24	1383.13	1383.13	816.33	1383.13	206.61	106.06	110.76
Lahore	13000.00	-	7598.70	3147.08	620.00	132332.50	3465.00	1232.45	1442.01	921.10	1132.37	170.36	106.06	110.76
Sahiwal	8500.00	-	7000.00	2932.96	600.00	127833.12	3495.00	1000.00	1200.00	600.00	1000.00	150.00	106.06	110.76
Gujranwala	12664.49	-	7066.04	3000.00	620.00	132992.44	3100.00	1032.28	1532.62	932.17	1032.28	180.00	106.06	110.76
Sialkot	12664.49	-	7298.64	2666.25	610.00	127332.46	3200.00	1200.00	1500.00	1000.00	1200.00	200.00	106.06	110.76
Faisalabad	9500.00	-	6466.49	3000.00	590.00	133000.00	3265.00	1200.00	1332.51	861.77	800.00	140.00	106.06	110.76
Jhang	8500.00	5040.00	5500.00	2100.00	610.00	128000.00	2700.00	1200.00	1200.00	700.00	1200.00	170.00	106.06	110.76
Multan	7066.51	-	4898.98	2283.02	598.33	132500.00	3495.00	1096.96	1200.00	700.00	1200.00	124.90	106.06	110.76
D. G. Khan	6600.00	-	3500.00	2732.93	610.00	128000.00	3500.00	1032.28	1032.28	600.00	1032.28	86.53	106.06	110.76
Vehari	5233.12	-	6932.69	3761.00	600.00	133332.50	3495.00	965.49	965.49	630.17	1000.00	100.00	106.06	110.76
Sargodha	9000.00	-	5000.00	2000.00	600.00	126292.65	3416.59	1200.00	1297.43	782.97	1500.00	160.00	106.06	110.76
Mianwali	7000.00	-	4500.00	3000.00	600.00	130000.00	2800.00	1200.00	1200.00	600.00	1200.00	160.00	106.06	110.76
Bahawalpur	8329.95	-	6662.57	3533.02	600.00	135000.00	3495.00	1000.00	1132.37	632.89	1000.00	120.00	106.06	110.76
Bahawalnagar	6633.17	-	8000.00	2983.24	621.66	132000.00	2778.00	950.00	1065.60	600.00	800.00	106.56	106.06	110.76
R. Y. Khan	6500.00	3800.00	6900.00	2400.00	595.00	128000.00	3265.00	900.00	1000.00	550.00	900.00	100.00	106.06	110.76
Karachi	15000.00	3590.54	5570.87	5012.68	671.16	125332.45	3200.00	1441.58	1500.00	1000.00	1472.04	253.24	106.06	110.76
Hyderabad	6932.69	-	4000.00	1864.34	640.00	128000.00	3495.00	1263.27	1247.15	800.00	1500.00	250.00	106.06	110.76
Nawabshah	7100.00	4116.60	2583.23	1833.18	630.00	130000.00	2250.00	650.00	1200.00	616.22	916.37	200.00	106.06	110.76
Mirpukhas	5800.00	-	5200.00	-	680.00	126000.00	2450.00	1000.00	1200.00	600.00	1000.00	150.00	106.06	110.76
Sukkur	7500.00	-	4000.00	2000.00	603.31	125000.00	1950.00	1062.66	1062.66	564.62	1062.66	165.10	106.06	110.76
Larkana	6966.03	-	3764.79	1748.54	623.26	124000.00	2533.22	711.38	1114.95	548.48	1114.95	129.27	106.06	110.76
Dadu	6000.00	-	2800.00	2000.00	635.00	127000.00	1900.00	700.00	1292.66	600.00	1000.00	100.00	106.06	110.76
Peshawar	12493.33	3297.03	3954.66	3419.96	600.00	127000.00	3000.00	1297.43	1465.90	800.00	1297.43	130.00	106.06	110.76
Abbottabad	15000.00	3500.00	4565.70	4000.00	620.00	128332.47	3000.00	1200.00	1500.00	900.00	1500.00	250.00	106.06	110.76
Bannu	8000.00	2500.00	2300.00	1750.00	600.00	130000.00	3200.00	1200.00	1500.00	700.00	1200.00	100.00	106.06	110.76
D. I. Khan	8000.00	2800.00	3400.00	1675.00	593.33	122833.11	2131.20	1065.60	1200.00	650.00	1100.00	123.24	106.06	110.76
Mingora	13664.65	3400.00	2832.94	3633.03	600.00	128000.00	2800.00	1200.00	1300.00	700.00	1400.00	265.66	106.06	110.76
Quetta	9491.22	-	5246.03	4245.09	660.00	130000.00	3200.00	1397.61	1898.24	1096.96	1197.22	219.85	106.06	110.76
Turbat	-	3166.31	4865.76	3500.00	650.00	125000.00	3100.00	1200.00	1766.03	800.00	1200.00	250.00	106.06	110.76
Gawadar	-	3200.00	4865.76	3500.00	650.00	125000.00	3100.00	1165.70	1766.03	800.00	1200.00	223.28	106.06	110.76
Loralai	14164.72	2366.19	1532.62	3298.99	616.65	121995.90	2200.00	1200.00	1500.00	700.00	1465.90	200.00	106.06	110.76
Khuzdar	-	2600.00	3000.00	3500.00	640.00	128000.00	2000.00	1400.00	1400.00	732.95	1500.00	220.00	106.06	110.76
D. M. Jamali	8500.00	3200.00	3000.00	2500.00	600.00	128000.00	2366.19	-	1200.00	600.00	965.49	200.00	106.06	110.76

**7-9-2 Rural Inter-City Consumer Prices of Construction and Energy Items
May, 2021**

Names of Rural Centers	Bricks (New first class) (1000)	Bajri (rata) (per truck) (100 CFT)	Sand (Black Pit) (per truck) (100 CFT)	Cement (local) (50kg bag)	Painter (per day)	Mason (raj) (per day)	Labour (unskilled) (per day)	Plumber (per day)	Electri- cian (per point)	Carpenter (per day)	Petrol Super (per ltr)	High Speed Diesel (per ltr)
Bahawalpur	-	7000.00	-	600.00	874.64	1048.81	600.00	874.64	120.00	874.64	106.06	110.76
D. G. Khan	7000.00	3600.00	3200.00	620.00	1000.00	1000.00	600.00	1000.00	80.00	1000.00	106.06	110.76
Faisalabad	9500.00	6000.00	2600.00	610.00	948.68	1349.07	700.00	800.00	104.88	848.53	106.06	110.76
Gujranwala	11000.00	7500.00	3000.00	610.00	1000.00	1449.14	848.53	1000.00	164.32	1000.00	106.06	110.76
Sahiwal	7599.34	5848.08	2200.00	600.00	948.68	1200.00	574.46	-	-	948.68	106.06	110.76
Multan	6899.28	6000.00	-	600.00	948.68	948.68	600.00	948.68	-	948.68	106.06	110.76
Rawalpindi	11247.22	5749.78	3649.66	590.00	1095.45	1200.00	800.00	1148.91	229.78	1200.00	106.06	110.76
Khushab	8000.00	4049.69	1700.00	604.98	1200.00	1249.00	648.07	1200.00	120.00	1200.00	106.06	110.76
Hyderabad (Matiali)	6399.22	3240.37	1800.00	640.00	1000.00	1000.00	500.00	1000.00	250.00	1000.00	106.06	110.76
Karachi (Malir)	-	5477.23	4500.00	660.00	1500.00	1500.00	1000.00	1500.00	250.00	1500.00	106.06	110.76
Shahdad Kot	-	3898.72	1700.00	620.00	948.68	1122.50	574.46	1122.50	134.16	1000.00	106.06	110.76
Mirpur Khas	5800.00	5800.00	-	680.00	800.00	1000.00	500.00	-	150.00	-	106.06	110.76
Khairpur	7500.00	3000.00	-	600.00	1095.45	1095.45	500.00	1095.45	173.21	1095.45	106.06	110.76
Shaheed Benazir Abad	7200.00	2474.87	1774.82	624.98	624.50	948.68	600.00	848.53	300.00	848.53	106.06	110.76
Bannu	8000.00	2000.00	1500.00	594.98	1000.00	1449.14	700.00	1249.00	100.00	1250.00	106.06	110.76
D. I. Khan	7397.30	3149.60	1600.00	612.49	1100.00	1148.91	624.50	1200.00	109.54	1148.91	106.06	110.76
Mansehra	15000.00	5000.00	4500.00	620.00	800.00	1200.00	948.68	1200.00	150.00	1200.00	106.06	110.76
Kohat	12247.45	2400.00	1900.00	600.00	-	1400.00	700.00	1148.91	130.00	1148.91	106.06	110.76
Lower Dir	15000.00	2800.00	3800.00	590.00	1300.00	1500.00	748.33	1400.00	250.00	1349.07	106.06	110.76
Mardan	9246.62	3674.91	2549.51	590.00	1200.00	1296.15	648.07	1000.00	100.00	1000.00	106.06	110.76
Nowshera	11247.22	4400.00	2400.00	600.00	1200.00	1200.00	800.00	1048.81	100.00	1200.00	106.06	110.76
Khuzdar	-	3600.00	-	690.00	-	1200.00	600.00	-	230.00	1400.00	106.06	110.76
Gawadar	-	5000.00	-	650.00	1200.00	1700.00	800.00	1200.00	230.00	1200.00	106.06	110.76
Nasirabad/Tambo	-	3500.00	3000.00	600.00	900.00	1000.00	500.00	-	150.00	-	106.06	110.76
Quetta	8986.10	4242.64	3741.66	650.00	1496.66	1749.29	1148.91	1349.07	234.95	1374.77	106.06	110.76
Sibbi	-	-	-	-	1496.66	1749.29	948.68	1274.75	234.95	1349.07	106.06	110.76
Loralai	-	-	-	609.92	1000.00	1474.79	700.00	1100.00	150.00	1200.00	106.06	110.76

7.10 Intercity Consumer Prices (Urban) May, 2021

Description	Unit	Rawalpindi	Islamabad	Attock	Lahore	Sahiwal	Gujranwala	Sialkot
Wheat	10 kg	503.31	0.00	516.53	512.50	487.56	500.00	450.00
Wheat Flour (Fine/Superior Quality)	1 kg	75.15	80.00	70.00	75.33	70.00	66.98	75.00
Wheat Flour (Average Quality)	1 kg	61.43	64.49	54.33	54.52	52.13	60.00	54.00
Wheat Flour Bag	20 kg	1278.78	1252.14	1086.63	1061.42	1086.81	1150.00	1080.00
Suji	1 kg	82.86	88.63	75.33	97.04	80.00	80.00	83.20
Vermicelli (Packet)	1 kg	143.12	139.69	113.31	170.76	100.00	100.00	120.00
Besan	1 kg	161.95	171.63	146.59	145.60	166.60	140.00	136.58
Rice Basmati (Superior Quality)	1 kg	185.76	186.52	169.80	155.64	163.27	146.59	119.72
Rice Basmati 385/386	1 kg	144.88	149.00	116.57	112.77	114.93	100.00	70.00
Rice Basmati Broken (Average Quality)	1 kg	99.87	109.00	99.92	88.78	103.23	91.64	80.00
Rice IRR1-6/9 (Sindh/Punjab)	1 kg	78.04	75.39	69.88	60.00	60.00	60.00	46.61
Bread plain (Medium Size)	Each	65.00	65.00	65.00	65.00	65.00	60.00	70.00
Rusk (Papay) (Average Quality)	1 kg	344.62	375.83	220.00	280.94	306.52	240.00	200.00
Biscuit Bakery (Loose, Average Quality)	250 gm	174.32	181.70	112.92	134.67	136.35	140.00	133.25
Samosa (Vegetable, Average Quality)	Each	25.24	25.00	20.00	28.23	25.00	20.00	20.00
Nimko (Loose, Average Quality)	250 gm	107.54	110.57	80.00	96.07	100.00	90.00	60.00
Beef with Bone (Average Quality)	1 kg	610.01	626.21	416.02	504.56	450.00	500.00	500.00
Mutton (Average Quality)	1 kg	1283.11	1274.58	1099.24	1107.01	865.35	1132.37	1100.00
Chicken Farm Broiler (Live)	1 kg	302.94	301.24	305.00	283.00	287.00	282.00	287.00
Fish Rahu (Medium Size)	1 kg	289.46	341.44	256.62	300.92	286.51	341.46	315.82
Milk fresh (Un-boiled)	1 Litre	123.13	127.01	103.23	96.07	80.00	110.00	100.00
Milk Tetra Pack 1 Litre (MILK PAK/HALEEB/OLPERS)	Each	160.00	160.00	160.00	160.00	160.00	160.00	160.00
Curd	1 kg	139.31	135.74	111.49	116.09	90.00	120.00	110.00
LACTOGEN 400 gm Packet	Each	620.00	620.00	620.00	610.00	600.00	600.00	620.00
Powdered Milk NIDO 390 gm Polybag	Each	480.00	480.00	480.00	490.00	480.00	480.00	500.00
Eggs Farm	Dozen	144.35	158.32	160.00	142.00	135.00	148.31	140.00
Butter Local Packed 50 gm	Each	50.00	50.00	45.00	80.00	50.00	45.00	50.00
Mustard Oil (Average Quality)	1 kg	357.40	378.12	286.51	300.44	296.63	280.00	300.00
Cooking Oil DALDA or Other Similar Brand (SN), 5 Litre Tin	Each	1540.00	1540.00	1540.00	1540.00	1540.00	1540.00	1540.00
Vegetable Ghee DALDA/HABIB 2.5 kg Tin	Each	775.00	775.00	775.00	775.00	775.00	775.00	775.00
Vegetable Ghee DALDA/HABIB or Other superior Quality 1 kg Pouch	Each	303.00	303.00	303.00	303.00	305.00	303.00	303.00
Almonds (Badam) Kaghazi with Shell (Average Quality)	1 kg	1069.44	1105.15	966.38	1075.34	932.17	800.00	886.62
Groundnuts (Moong Phali) with shell	1 kg	306.74	331.42	306.52	400.63	400.00	332.47	350.00
Kinnu (Average Quality)	1 Dozen	210.01	366.55	0.00	0.00	0.00	0.00	206.46
Apple (Average Quality)	1 kg	139.21	160.69	168.32	163.68	174.95	193.10	153.26
Peach (Average Quality)	1 kg	0.00	0.00	0.00	0.00	0.00	0.00	0.00
Grapes (Angoor) (Average Quality)	1 kg	0.00	0.00	0.00	0.00	0.00	0.00	0.00
Bananas (Kela) Local	1 Dozen	230.29	245.28	243.29	155.18	143.26	180.00	150.59
Mango Kalmi (Average Quality)	1 kg	175.91	200.09	193.10	152.76	0.00	200.00	156.39
Guava (Amrood) (Average Quality)	1 kg	0.00	0.00	0.00	0.00	0.00	0.00	0.00
Watermelon (Turbooz)	1 kg	28.93	30.39	31.58	25.09	22.89	21.54	25.00
Muskmelon (Kharbuza)	1 kg	64.18	63.91	60.00	65.39	49.32	70.00	69.52
Pulse Masoor (Washed)	1 kg	161.21	174.93	161.65	158.44	166.60	140.00	156.59
Pulse Moong (Washed)	1 kg	238.56	250.65	216.61	238.00	224.96	220.00	219.85
Pulse Mash (Washed)	1 kg	270.56	273.23	243.29	287.06	253.29	256.62	270.00
Pulse Gram	1 kg	161.83	168.90	146.59	144.68	150.00	140.00	138.31
Gram Whole Black (Average Quality)	1 kg	154.99	162.82	143.26	147.89	133.25	140.00	133.25
Gram Whole Yellow (Average Quality)	1 kg	155.90	174.65	144.94	172.74	133.25	133.25	123.24
Beans Red/White (Lobia)	1 kg	279.14	274.73	246.62	195.65	200.00	240.00	220.00
Potatoes	1 kg	51.81	58.32	46.61	51.32	68.29	56.46	53.95
Chips (Loose)	250 gm	137.11	128.15	80.00	99.72	90.00	96.55	60.00
Onions	1 kg	35.89	45.75	30.00	25.95	28.23	31.47	33.02
Tomatoes	1 kg	41.41	50.13	40.00	26.09	20.00	35.95	34.64
Turnip (Shalgham)	1 kg	0.00	0.00	0.00	0.00	0.00	0.00	0.00
Radish (Mooli)	1 kg	0.00	0.00	0.00	0.00	0.00	0.00	0.00
Cauliflower (Phool Gobhi)	1 kg	0.00	0.00	0.00	0.00	0.00	0.00	0.00
Bottlegourd (Loki)	1 kg	67.85	69.64	70.00	60.80	33.02	53.13	60.00
Lady Finger (Bhindi)	1 kg	85.40	101.30	100.00	123.55	89.63	123.24	106.27
Peas (Matar)	1 kg	0.00	0.00	0.00	0.00	0.00	0.00	0.00
Spinach (Paalak)	1 kg	0.00	0.00	0.00	0.00	0.00	0.00	0.00

Contd.

7.10 Intercity Consumer Prices (Urban) May, 2021

Description	Unit	Rawalpindi	Islamabad	Attock	Lahore	Sahiwal	Gujran-wala	Sialkot
Tinda	1 kg	78.34	87.89	70.00	151.67	84.90	123.24	123.24
Turai	1 kg	82.86	82.81	0.00	60.36	83.20	83.20	53.13
Karela	1 kg	82.12	89.63	80.00	49.52	69.52	73.19	76.52
Chilies (Green)	250 gm	26.26	25.56	23.21	21.31	12.93	20.00	21.54
Carrot (Gajar)	1 kg	0.00	0.00	0.00	0.00	0.00	0.00	0.00
Cucumber (Kheera)	1 kg	63.64	58.82	40.00	53.13	33.25	56.46	63.16
Lemon	250 gm	84.51	85.51	68.29	64.57	50.00	86.18	93.22
Garlic (Lehsun)	1 kg	169.73	217.83	180.00	136.42	160.00	171.43	179.86
Sugar Refined	1 kg	98.71	100.00	97.67	100.00	96.64	99.33	100.00
Gur (Average Quality)	1 kg	141.47	142.44	140.00	135.14	126.58	123.24	120.00
Honey MARHABA Bottle 500 gm	Each	450.00	450.00	450.00	450.00	425.00	500.00	450.00
Sweetmeat (Mixed Mithai)	1 kg	615.01	596.27	480.00	521.29	516.14	393.22	400.00
Ice Cream Walls Cup (Large Size)	Each	60.00	60.00	60.00	55.00	55.00	55.00	60.00
Cumin seed (Zeera) White NATIONAL 50 gm Packet	Each	75.00	75.00	75.00	75.00	75.00	75.00	80.00
Pepper Black NATIONAL 50 gm Packet	Each	110.00	110.00	110.00	120.00	110.00	110.00	120.00
Coriander Seed Powder NATIONAL 200 gm Packet	Each	180.00	180.00	180.00	180.00	180.00	180.00	180.00
Cardamom Large (Loose) (Average Quality)	50 gm	125.21	127.30	126.58	126.02	126.64	100.00	160.00
Cardamom Small (Average Quality)	50 gm	442.24	426.19	416.64	293.30	293.18	280.00	326.53
Salt Powdered (NATIONAL/SHAN) 800 gm Packet	Each	30.00	30.00	30.00	30.00	35.00	30.00	30.00
Chilies Powder NATIONAL 200 gm Packet	Each	380.00	380.00	380.00	380.00	380.00	380.00	380.00
Turmeric Powder NATIONAL 50 gm Packet	Each	40.00	40.00	40.00	50.00	40.00	40.00	40.00
Tomato Ketchup MITCHELLS/NATIONAL 1 kg Polybag	Each	277.30	276.63	273.29	240.00	243.29	230.00	250.00
Pickle MITCHELLS/NATIONAL Bottle (340 gm-400 gm)	Each	160.00	160.00	160.00	130.00	130.00	125.00	150.00
Ginger (Adrak)	500 gm	206.70	218.65	186.43	162.74	174.95	173.07	193.28
Custard Powder RAFHAN 300 gm Packet	Each	109.09	109.09	109.09	96.00	100.00	100.00	95.00
Tea Lipton Yellow Label 190 gm Packet	Each	230.00	230.00	230.00	230.00	230.00	230.00	230.00
Cold Drink (PEPSI/COCA-COLA) 1.5 Liter Bottle	Each	100.00	100.00	100.00	100.00	100.00	100.00	100.00
Fruit Juice Small Packet 250 ml	Each	25.00	25.00	25.00	20.00	25.00	25.00	20.00
Mineral Water NESTLE 1.5 Liter	Each	60.00	60.00	60.00	55.00	60.00	55.00	50.00
JAM-E-SHIREEN Standard Size (800 ml)	1 Bottle	280.00	280.00	280.00	280.00	280.00	280.00	280.00
Cigarettes Capstan 20'S Packet	Each	80.00	80.00	80.00	80.00	80.00	80.00	80.00
Cigarettes Gold Leaf 20'S Packet	Each	180.00	180.00	180.00	180.00	180.00	180.00	180.00
Pan Prepared (Sweet with Beetlee Nuts)	Each	49.26	51.54	38.26	27.75	30.00	30.00	30.00
Long Cloth 57" Gul Ahmed/AI Karam	1 Metre	391.84	409.65	383.30	293.30	544.98	395.00	416.02
Shirting (Average Quality)	1 Metre	384.48	420.63	396.64	163.27	474.56	265.66	300.00
Pant Cloth Wash & Wear (Average Quality)	1 Metre	809.34	780.58	833.00	384.53	816.33	400.00	350.00
Lawn Printed Gul Ahmed/AI Karam	1 Metre	333.10	350.76	346.63	333.13	506.23	425.00	326.01
Georgette (Average Quality)	1 Metre	225.92	238.10	226.62	184.63	246.66	200.00	200.00
Linen, Ladies (Average Quality)	1 Metre	246.43	246.96	246.62	179.28	347.84	191.29	200.00
Heavy Weight Suiting LAWRANCE PUR (Average Quality)	1 Metre	3399.21	3455.19	3298.99	3612.37	1783.18	1250.00	2500.00
Full Pant Boy Length 24"/26"	Each	640.64	693.90	608.22	458.09	1000.00	741.57	700.00
Shirt Boy Length 24"/26"	Each	491.62	502.39	486.58	480.33	897.32	483.19	566.19
School Uniform Boys (Pant & Shirt) 24"/26"	Suit	781.89	784.32	769.87	855.56	924.66	1000.00	700.00
School Uniform Girls (Kameez & Shalwar) 24"/26"	Suit	704.06	753.11	713.27	808.88	674.54	983.05	700.00
Awami Suit Gents Wash & Wear (Average Quality)	Suit	2409.01	2443.48	2332.86	1724.82	2294.19	1532.62	2000.00
Women Shalwar Kameez (Average Quality)	Suit	2362.98	2640.82	2229.89	3063.14	2732.93	2500.00	2332.86
Pullover Gents Oxford/Bonanza	Each	5266.45	5156.27	4865.76	5480.00	5365.85	5480.00	4000.00
Pullover Ladies Oxford/Bonanza	Each	5266.45	5156.27	4865.76	4480.00	4500.00	4480.00	4000.00
Pullover Gents (Average Quality)	Each	1405.15	1418.84	1366.47	1232.45	1613.43	750.00	800.00
Tailoring Charges Shirt (Men)	Each	713.38	823.88	616.22	702.30	532.80	582.85	500.00
Tailoring Charges Pant (Men)	Each	1243.33	1306.60	833.00	971.11	932.17	700.00	700.00
Tailoring Charges Awami Suit (Male)	Suit	1112.24	1150.54	833.00	932.66	833.00	928.32	766.31
Tailoring Charges Simple Suit (Female)	Suit	917.39	1046.26	732.95	818.69	631.64	700.00	700.00
Underwear Medium Size (Average Quality)	Each	339.59	352.60	313.19	204.66	200.00	143.26	176.60
Vest "Baniyan" for Men Average Quality	Each	344.37	358.24	313.19	221.33	215.44	150.00	133.25
Brassier (Average Quality)	Each	345.61	366.76	306.52	241.79	250.00	200.00	230.00
Socks Nylon Local (Average Quality)	Pair	150.71	151.51	106.27	114.18	126.64	120.00	63.16
Dopatta Georgette (Average Quality)	Each	473.93	486.84	456.57	392.03	456.57	365.93	450.00
Dopatta Cotton (Average Quality)	Each	480.17	493.70	493.24	285.45	372.77	300.00	400.00
Chaddar (Wash-n-Wear) (2x2.5 Meter)	Each	594.49	619.99	566.19	469.38	439.68	466.08	550.00
Washing Charges Pant and Shirt Both	Each	113.64	114.60	106.27	115.25	163.27	180.00	200.00

Contd.

7.10 Intercity Consumer Prices (Urban) May, 2021

Description	Unit	Rawalpindi	Islamabad	Attock	Lahore	Sahiwal	Gujranwala	Sialkot
Dry Cleaning Charges Pant Coat Both	Suit	677.66	729.26	466.08	606.47	548.48	598.61	500.00
Washing Charges Shalwar Kameez	Suit	110.27	107.43	83.20	103.48	100.00	166.60	150.00
Gents Shoes Paul Bata	Pair	2199.00	2199.00	2199.00	2199.00	2199.00	2199.00	2199.00
Gents Sandal Bata	Pair	1199.00	1199.00	1199.00	1199.00	1199.00	1199.00	1199.00
Gents Sponge Chappal Bata	Pair	249.00	249.00	249.00	249.00	249.00	249.00	249.00
Ladies Sandal Bata	Pair	599.00	599.00	599.00	599.00	599.00	599.00	599.00
Ladies Sponge Chappal Bata	Pair	199.00	199.00	199.00	199.00	199.00	199.00	199.00
Children Shoes Power Lite Bata	Pair	1499.00	1499.00	1499.00	1499.00	1499.00	1499.00	1499.00
Gents Shoes Servis	Pair	1499.00	1499.00	1499.00	1499.00	1499.00	1499.00	1499.00
Cheetah 50 Size 3-5 Servis	Pair	1799.00	1799.00	1799.00	1799.00	1799.00	1799.00	1799.00
Shoe Repair Full Sole	Pair	317.56	339.83	286.51	125.51	300.00	120.00	80.00
Shoe Polish Charges	Pair	31.78	33.02	30.00	30.41	30.00	22.89	20.00
House Rent Combined	Quarterly	13913.00	30573.00	8199.00	12554.00	9583.00	7434.00	8970.00
Synthetic Enamel ICI Balti 3.64 Litre	Each	3059.61	3070.46	3083.24	3465.00	3495.00	3100.00	3200.00
Cement (Local) 50 kg Bag	Each	597.96	601.66	588.33	620.00	600.00	620.00	610.00
Bricks New 1st Class	1000 No.	13463.61	13618.74	12664.49	13000.00	8500.00	12664.49	12664.49
Cement Blocks (6"x8"x12")	100 No.	4018.47	4039.72	2883.24	0.00	0.00	0.00	0.00
Bajri	100 cu ft	6259.04	6382.44	5432.51	7598.70	7000.00	7066.04	7298.64
Sand (Black Pit)	100 cu ft	3412.97	3424.73	2166.15	3147.08	2932.96	3000.00	2666.25
Iron Bars (M.S. BAR) 1/2 " 40 Grade	1 Ton	132064.41	132332.50	127666.45	132332.50	127833.12	132992.44	127332.46
Painter Wage Rate	Per Day	1371.67	1432.57	1383.13	1232.45	1000.00	1032.28	1200.00
Mason Wage Rate	Per Day	1500.00	1500.00	1383.13	1442.01	1200.00	1532.62	1500.00
Unskilled Labor Wage Rate	Per Day	1000.00	1000.00	816.33	921.10	600.00	932.17	1000.00
Plumber Wage Rate	Per Day	1452.48	1449.14	1383.13	1132.37	1000.00	1032.28	1200.00
Electrician Charges	Per Point	302.86	306.14	206.61	170.36	150.00	180.00	200.00
Water Charges Per House	Monthly	176.83	192.00	300.00	460.00	70.00	350.00	100.00
Charges for Refuse/Waste Collection	Monthly	0.00	0.00	159.40	152.07	106.27	200.00	200.00
Electricity Charges upto 50 Units	Per Unit	5.98	5.98	5.98	5.98	5.98	5.98	5.98
Electricity Charges 51-100 Units	Per Unit	9.68	9.68	9.68	9.68	9.68	9.68	9.68
Electricity Charges 101-300 Units	Per Unit	12.12	12.12	12.12	12.12	12.12	12.12	12.12
Electricity Charges 301-700 Units	Per Unit	13.61	13.61	13.61	13.61	13.61	13.61	13.61
Electricity Charges Above 700 Units	Per Unit	20.01	20.01	20.01	20.01	20.01	20.01	20.01
Electricity Charges Combined	Per Unit	12.28	12.28	12.28	12.28	12.28	12.28	12.28
Gas Charges upto 3.3719 MMBTU	MMBTU	141.57	141.57	141.57	141.57	141.57	141.57	141.57
Gas Charges 3.3719 - 6.7438 MMBTU	MMBTU	162.00	162.00	162.00	162.00	162.00	162.00	162.00
Gas Charges 6.7438 - 10.1157 MMBTU	MMBTU	351.00	351.00	351.00	351.00	351.00	351.00	351.00
Gas Charges 10.1157 - 13.4876 MMBTU	MMBTU	555.10	555.10	555.10	555.10	555.10	555.10	555.10
Gas Charges Above 13.4876 MMBTU	MMBTU	1141.26	1141.26	1141.26	1141.26	1141.26	1141.26	1141.26
Gas Charges Combined	MMBTU	470.23	470.23	470.23	470.23	470.23	470.23	470.23
LPG 11.67 kg Cylinder	Each	1361.32	1274.75	1286.63	1167.00	1149.27	1204.45	1280.00
Firewood Whole	40 kg	937.69	1000.00	716.28	903.76	632.89	850.00	750.00
Chair Sheesham Wood with Arm	Each	10565.92	10872.22	8663.50	7633.30	4280.59	3659.31	5000.00
Chair Plastic (Chairman) (Average Quality)	Each	1188.38	1249.33	1116.42	1532.62	965.49	1032.28	600.00
Central Table Set with Glass Top	Set	23448.68	23655.05	16331.62	11478.77	18643.40	17327.00	8000.00
Sofa Set Five Seater	Set	39453.79	41759.09	34663.44	34874.33	28479.83	36330.29	15000.00
Dining Table wit Glass Top and Six Chairs (Average Quality)	Set	38938.69	39174.11	34663.44	37940.14	59977.77	38655.30	45000.00
Cot Iron (Charpai)	Each	3491.89	3474.00	3331.98	3339.11	2432.88	3000.00	2400.00
Steel Almirah	Each	18130.13	17953.11	16831.67	16318.19	12493.33	11323.71	10000.00
Mattress Foam Single Bed Molty/Diamond (4" Thick)	Each	8139.36	8199.39	7866.10	8400.00	10000.00	6900.00	6300.00
Tube Light Philips 40 Watt	Each	279.32	280.00	280.00	250.00	259.87	250.00	250.00
Energy Saver Philips 14 Watt	Each	175.26	175.76	173.27	210.00	173.27	225.00	220.00
Plain Carpet	1 sq ft	42.90	42.76	40.00	41.60	35.97	40.00	45.00
Readymade Quilt (3 kg)	Each	1968.13	2031.98	1716.51	1654.76	1721.30	1132.37	1000.00
Blanket Single (SN)	Each	3852.15	4148.49	2331.39	3223.53	2725.68	1864.34	1800.00
Bed Sheet Single (Superior Quality)	Each	745.67	753.48	682.92	925.61	708.24	664.94	932.17
Bed Sheet Double with two Pillow Covers (Superior Quality)	Set	1544.97	1582.76	1549.46	1403.92	1283.11	1432.57	1532.62
Towel Medium Size (3' x 2')	Each	525.16	567.41	413.22	368.26	450.00	365.93	300.00
Ceiling Fan 56" Pak/Younas/Millat	Each	4392.05	4474.61	4398.33	4607.11	4450.00	4200.00	3900.00
Refrigerator Dawlance/Pel 10 Cubic feet Double Door	Each	43530.47	43242.00	43330.78	43500.00	44332.71	38000.00	36200.00
Split Air Conditioner Orient/LG/Dawlance 1.5 Ton	Each	69000.00	69000.00	69000.00	60000.00	63000.00	57982.95	69000.00

Contd.

7.10 Intercity Consumer Prices (Urban) May, 2021

Description	Unit	Rawalpindi	Islamabad	Attock	Lahore	Sahiwal	Gujranwala	Sialkot
Air Cooler Super Asia ECM-4000/JC-1000	Each	17880.23	17705.42	18831.85	20000.00	19500.00	19500.00	16000.00
Washing Machine with Spinner (Super Asia or Similar Brand) (SN)	Each	19164.34	19331.89	20000.00	18355.74	22500.00	21312.04	15600.00
Sewing Machine (SN) Without Cover	Each	10566.72	10700.00	10050.00	11200.00	10600.00	9000.00	9000.00
Geysers Super Asia Large Size 30 Gallons (Gas)	Each	23861.60	24332.19	23832.16	22000.00	25000.00	24000.00	23000.00
Electric Iron Dry (National/West Point)	Each	4136.41	4165.21	4033.06	2300.00	3000.00	2500.00	1400.00
Frying Pan Non-stick Medium Size Sonex	Each	1316.15	1358.73	791.58	656.33	782.97	700.00	600.00
Water Set (OMROC) 6 Glasses + jug	Set	724.99	729.55	750.00	730.39	782.97	700.00	1500.00
Tea Set Pakistani (China-Ware) Set of 21 Pieces	Set	5228.06	5413.86	5066.45	1807.99	5832.01	2500.00	2500.00
Dinner Set Plastic 72 Pieces Super Quality	Set	14052.53	13491.58	13331.23	7710.34	9066.18	6296.24	4500.00
Bucket (Balti) Plastic Medium Size	Each	419.63	438.12	409.76	473.15	265.66	332.47	300.00
Lota Plastic Medium Size (Average Quality)	Each	101.16	107.64	96.55	65.70	75.00	60.00	100.00
Water Pump Golden Monoblock/Donkey 0.5 H.P	Each	10896.63	10743.21	10830.74	10000.00	7500.00	8000.00	8500.00
Sufi Washing Soap 250 gm Cake	Each	60.00	60.00	60.00	60.00	60.00	55.00	60.00
Surf Excel 500 gm Polybag	Each	160.00	160.00	160.00	160.00	160.00	160.00	160.00
Express Washing Powder 1 KG Polybag	Each	220.00	220.00	220.00	220.00	210.00	220.00	210.00
Cleanser Powder Vim 900 gm Polybag	Each	85.71	85.71	85.71	81.36	95.00	80.00	84.38
Finis 400 ml Bottle	Each	220.00	220.00	220.00	230.00	230.00	200.00	210.00
Phenyl Tyfon/Finis 2.75 Litre Bottle	Each	230.00	230.00	220.00	220.00	240.00	230.00	220.00
Harpic 500 ml Bottle	Each	235.00	235.00	235.00	235.00	235.00	235.00	235.00
Boot Polish Cherry/KIWI 42 ml	Each	210.00	210.00	210.00	220.00	210.00	210.00	200.00
Robin Blue Liquid 75 ml Bottle	Each	100.00	100.00	85.00	90.00	90.00	85.00	90.00
Match Box	Each	3.30	3.30	3.00	3.56	4.00	3.00	4.00
Household Servant Female Part Time	P/ Month	3263.08	3228.90	2131.20	3225.33	2000.00	1864.34	1500.00
Septran Tablets	10 No.	33.90	33.90	33.90	33.90	33.93	34.00	34.00
Panadol Tablets Plain	10 No.	15.60	15.60	15.60	15.60	15.60	15.00	16.00
Flagyl Tablets 400 mg	10 No.	22.20	22.20	22.20	22.23	22.20	21.65	22.00
Ventolin Tablets 2 mg	10 No.	14.60	14.60	14.60	14.60	13.20	13.20	13.20
Daonil Tablets 5 mg	10 No.	23.90	23.90	23.90	23.90	23.10	23.83	24.00
Entox Tablets	10 No.	18.90	18.90	18.90	18.90	17.20	17.20	19.00
CAC 1000 Tablets Sandoz Bottle	Each	180.00	180.00	180.00	180.00	180.00	180.00	180.00
Amoxil Capsule 250 mg	10 No.	48.40	48.40	48.40	48.40	48.40	48.40	51.00
Lederplex Syrup Bottle	Each	77.93	77.93	77.93	77.93	77.97	78.00	66.00
Phenergan Syrup 120 ml Bottle	Each	49.89	49.89	49.89	49.89	50.00	49.89	49.00
Calpol Syrup 100 ml Bottle	Each	69.54	69.54	69.54	69.54	69.54	70.00	64.00
Hydryllin Syrup 120 ml Bottle	Each	69.00	69.00	69.00	69.00	69.00	69.00	69.00
Inderal Tablets 10 mg	10 No.	19.65	19.65	19.65	19.70	19.70	20.00	20.00
Betnovate-N Ointment 10 gm Tube	Each	39.60	39.60	39.60	36.00	39.50	36.00	40.00
Johar Joshanda Instant (Sachet) Packet	Each	12.00	12.00	12.00	12.00	12.00	12.00	12.00
Glaxose-D 400 gm Packet	Each	160.00	160.00	160.00	160.00	160.00	160.00	160.00
Dettol Medium Bottle	Each	210.00	210.00	210.00	210.00	190.00	210.00	190.00
Electronic BP Checking Apparatus	Each	3701.86	3933.78	3659.31	3200.00	4704.00	2200.00	2500.00
Glucometer	Each	1452.47	1450.40	1466.48	3500.00	3426.28	3056.70	1700.00
Doctor (MBBS) Clinic Fee	P/Patient	350.54	421.84	186.43	201.51	500.00	200.00	200.00
Gynecologist Fee Per Visit	P/Patient	1088.81	1187.18	448.14	1144.71	664.94	660.39	700.00
Dental Surgeon Fee Per Visit	P/Patient	883.99	1005.00	262.07	489.49	355.69	400.00	400.00
Dental Extraction Fee	Per Tooth	996.97	1119.81	559.34	454.40	1000.00	500.00	800.00
Urine Test (DR) Charges	Per Test	353.96	394.44	112.92	200.00	131.04	200.00	150.00
Blood Test (CP) Charges	Per Test	646.57	730.80	500.00	594.22	444.80	400.00	400.00
Sugar Test (Random/Fasting) Charges of Both	Per Test	534.73	605.22	200.00	165.10	106.27	262.07	200.00
ECG Charges	Per Test	478.32	571.81	265.66	333.68	334.72	300.00	200.00
X-RAY (Chest) Charges	Per X-ray	583.02	617.07	482.74	407.80	600.00	500.00	300.00
Ultrasound Abdominal	Per Test	1370.37	1753.81	1397.61	434.65	788.37	800.00	500.00
Physiotherapist Fee Per Visit	P/Patient	1105.13	1281.08	616.22	564.62	531.33	500.00	300.00
Cost of Surgery (C-Section)	Per Case	29650.10	33221.17	19309.79	51614.01	32268.57	36593.06	30000.00
Car Suzuki 800 cc Without AC	Each	858241.81	858241.81	854500.00	839000.00	0.00	817750.00	846500.00
Car Suzuki 1000 cc	Each	1815984.58	1815484.51	1815484.51	1780000.00	1780000.00	1780000.00	1745000.00
Car Toyota 1300 cc Xli	Each	2617880.63	2617880.63	2617880.63	2803000.00	2553000.00	2519000.00	2853000.00
Car Honda Civic Turbo 1.5 VTEC	Each	4789934.76	4789934.76	4789934.76	3979000.00	4710500.00	4449000.00	4758000.00
Motorcycle Honda CD 70	Each	84500.00	84500.00	84500.00	84500.00	84500.00	84500.00	84500.00
Motorcycle United/Unique 70 cc	Each	52014.82	52039.47	51166.12	50500.00	52000.00	52500.00	51000.00

Contd.

7.10 Intercity Consumer Prices (Urban) May, 2021

Description	Unit	Rawalpindi	Islamabad	Attock	Lahore	Sahiwal	Gujran-wala	Sialkot
Bicycle	Each	12218.95	12029.74	11830.96	15326.19	11000.00	11500.00	13664.65
Tire Motorcycle CD 70 (Back Wheel)	Each	1519.58	1531.95	1716.51	1350.00	1100.00	1250.00	1200.00
Tire Car Mehran Tubeless (General)	Each	4952.94	4949.57	4933.11	4300.00	4100.00	4500.00	3800.00
Petrol Super	Per Litre	106.06	106.06	106.06	106.06	106.06	106.06	106.06
Hi-Speed Diesel	Per Litre	110.76	110.76	110.76	110.76	110.76	110.76	110.76
CNG	1 kg/1 Ltr	86.48	86.65	87.80	86.90	84.50	88.25	85.55
Mobil Oil (Havoline 20w-50)	4 Litres	2372.00	2372.25	2460.00	2372.00	2372.00	2300.00	2200.00
Motorcycle Service Charges	Each	150.00	150.00	112.92	100.00	200.00	100.00	100.00
Car Service Charges	Each	396.46	407.93	365.93	400.00	400.00	250.00	400.00
Tire Car Puncture Charges	Each	122.88	123.50	86.18	100.00	76.52	112.92	120.00
Car Tax 800 cc to 1500 cc	Per Year	2775.00	2000.00	2775.00	2775.00	2775.00	2775.00	2775.00
Train Fare Economy per Person	Per km	1.09	1.09	1.09	1.09	1.09	1.09	1.09
Train Fare AC Sleeper per Person	Per km	4.71	4.71	4.71	4.71	4.71	4.71	4.71
Train Fare AC Lower per Person	Per km	2.59	2.59	2.59	2.59	2.59	2.59	2.59
Train Fare Business Class per Person	Per km	2.93	2.93	2.93	2.93	2.93	2.93	2.93
Auto Rickshaw Fare	Minimum	91.12	0.00	66.49	88.03	80.00	60.00	60.00
Taxi Four Seater Fare	Minimum	112.92	107.89	0.00	150.00	0.00	100.00	0.00
Bus Fare Minimum Within City	Per Ticket	10.00	10.00	0.00	12.00	0.00	15.00	0.00
Bus Fare Maximum Within City	Per Ticket	23.00	23.00	0.00	23.00	0.00	20.00	0.00
Bus Fare Outside City (non AC)	Per km	0.78	0.78	0.78	0.93	0.87	1.60	1.59
Bus Fare Outside City (AC)	Per km	2.67	2.67	2.67	2.30	2.26	2.33	3.20
Mini Bus Fare Minimum Within City	Per Ticket	14.00	14.00	0.00	15.00	0.00	10.00	0.00
Mini Bus Fare Maximum Within City	Per Ticket	23.00	23.00	0.00	35.00	0.00	20.00	0.00
Suzuki Fare Minimum Within City	Per Ticket	14.00	14.00	15.00	12.00	0.00	10.00	15.00
Suzuki Fare Maximum Within City	Per Ticket	23.00	23.00	20.00	22.00	0.00	20.00	20.00
Air Fare Economy Class Per Kilometer (National Average)	Per Person	16.56	16.56	16.56	16.56	16.56	16.56	16.56
Courier Charges Minimum Within Zone Outside City (TCS)	P/Envelope	200.00	200.00	200.00	200.00	200.00	200.00	250.00
Mobile Set with Rear Camera and Without Touch Screen	Each	3045.38	3191.02	2832.94	3400.00	5000.00	2800.00	2600.00
Telephone Call Charges	P/Minute	1.79	1.79	1.79	1.79	1.79	1.79	1.79
Internet Charges (DSL) 1 MB (Unlimited)	Per Month	2148.52	2148.52	2148.52	2148.52	2148.52	2148.52	2148.52
Mobile Call Charges	Per Unit	2.99	2.99	2.99	2.99	2.99	2.99	2.99
LED Sony/Samsung 32" Colored	Each	40530.26	40330.59	40330.59	36000.00	42832.68	33000.00	41000.00
Personal Computer with LED Monitor (17") DELL/HP/ACER CORE i5	Each	99130.73	99330.53	98996.63	61000.00	75000.00	53280.11	0.00
Laptop DELL/HP/ACER Core i5, Display (14"-15')	Each	100656.30	101328.93	100996.70	77103.41	80000.00	57331.40	50000.00
Recreational Park Charges (Minimum Playland Ticket)	Per Person	0.00	50.00	20.00	20.00	0.00	20.00	30.00
Cable Charges	Per Month	346.76	473.85	332.47	323.39	200.00	300.00	300.00
English Book Class VI	Each	93.00	93.00	93.00	82.00	93.00	93.00	82.00
English Book Class IX and X	Each	157.00	157.00	157.00	137.00	157.00	157.00	137.00
English Book Class XI Complete Set	Each	87.00	89.00	87.00	87.00	103.00	87.00	82.00
English Book BA/B.SC	Each	280.00	280.00	280.00	168.00	200.00	200.00	178.00
Urdu Book Class V (Text Book Board)	Each	70.00	70.00	70.00	62.00	101.00	70.00	62.00
Urdu Book Class IX and X (Text Book Board)	Each	166.00	166.00	166.00	148.00	169.00	169.00	148.00
Urdu Book Class XI/Inter	Each	73.00	86.00	73.00	55.00	64.00	69.00	53.00
Urdu Book BA/B.SC	Each	140.00	140.00	140.00	140.00	140.00	140.00	225.00
Mathematics Book Class V (Text Book Board)	Each	83.00	83.00	83.00	83.00	109.00	94.00	83.00
Mathematics Book Class IX and X (Text Book Board)	Each	278.00	278.00	278.00	287.00	282.00	288.00	250.00
Mathematics Book Class XI (Text Book Board)	Each	162.00	162.00	162.00	162.00	183.00	162.00	144.00
Newspaper Daily Dawn	Each	25.00	25.00	25.00	25.00	25.00	25.00	25.00
Newspaper Daily Jang	Each	20.00	20.00	20.00	20.00	20.00	20.00	20.00
Akhbar-e-Jehan Weekly	Each	70.00	70.00	70.00	70.00	70.00	70.00	70.00
MAG THE WEEKLY (Magazine)	Each	50.00	50.00	50.00	50.00	50.00	50.00	50.00
Exercise Book (with Lines) 80 to 100 Pages	Each	83.20	91.50	80.00	30.00	50.00	50.00	80.00
Lead Pencil Goldfish	Each	12.00	12.00	10.63	10.00	10.00	10.00	10.00
Pen Ink Dollar 57 ml Bottle	Each	30.00	30.00	40.00	30.00	30.00	30.00	30.00
Photostat Paper 70 gm	Packet	542.46	543.14	543.25	600.00	500.00	490.00	480.00
Ballpoint Pen Local	Each	10.00	10.00	10.00	10.00	10.00	10.00	10.00
Private School Fee English Medium Average Standard (Class I)	Per Month	4925.35	4367.04	1532.62	3010.32	3424.73	1800.00	1000.00
Private School Fee English Medium Average Standard (Class V)	Per Month	4936.59	4455.46	1792.56	3047.42	3424.73	2000.00	1200.00

Contd.

7.10 Intercity Consumer Prices (Urban) May, 2021

Description	Unit	Rawalpindi	Islamabad	Attock	Lahore	Sahiwal	Gujranwala	Sialkot
Private School Fee English Medium Average Standard (Class VI)	Per Month	5040.34	4723.07	1792.56	3057.27	3424.73	2200.00	1300.00
Private School Fee English Medium Average Standard (Class X)	Per Month	5233.91	5090.26	2330.04	3833.18	3610.34	2700.00	1500.00
Government College Fee First Year	Per Month	50.00	195.00	50.00	50.00	50.00	50.00	50.00
Private College Fee First Year	Per Month	8194.26	9058.54	5785.57	8653.50	3496.50	7000.00	5000.00
Coaching Fee for Class IX/X Science Group	Per Subject	2786.71	2832.74	1698.04	2042.96	770.13	800.00	531.33
Coaching Fee for Class XI/XII Science Group	Per Subject	3257.06	3291.86	2449.66	3040.77	1192.92	1500.00	1200.00
Coaching Fee for Class XI/XII Commerce Group	Per Subject	2700.63	2902.61	2098.41	2990.61	692.82	1500.00	1200.00
Government University Fee M.S.c / M.A.	Per Month	77.46	1000.00	80.00	150.00	500.00	80.00	75.00
Tuition Fee Private University M.Sc./M.A	Per Month	7370.45	7370.45	2320.79	10626.59	2189.91	15000.00	0.00
Government Medical College/University Tuition Fee for MBBS (1st year)	Per Month	1250.00	2000.00	1250.00	1755.00	1250.00	0.00	0.00
Private Medical College/University Tuition Fee for MBBS (1st year)	Per Month	71366.28	71366.28	67399.71	59264.00	0.00	0.00	0.00
Government Engineering University Tuition Fee for BE (1st year)	Per Month	5000.00	5000.00	5000.00	6000.00	0.00	0.00	0.00
Private Engineering University Tuition Fee for BE (1st year)	Per Month	20895.22	20009.31	19722.44	25000.00	0.00	0.00	0.00
Vocational Training Basic Computer Short Course Fee (3 Months)	Per Course	3422.51	2758.92	1129.24	3324.70	4898.98	3158.18	2000.00
Bread Tandoori Standard Size	Each	12.46	12.93	10.63	8.00	8.00	10.00	12.00
Cooked Chicken at Average Hotel	Per Plate	160.14	166.80	163.27	108.54	149.78	186.43	150.00
Cooked Beef at Average Hotel	Per Plate	151.71	171.53	153.26	143.26	150.00	186.43	180.00
Cooked Daal at Average Hotel	Per Plate	92.91	114.88	80.00	80.00	70.00	73.19	70.00
Chicken Biryani Full/Double	Per Plate	177.95	188.83	206.46	143.26	180.00	150.00	160.00
Tea Prepared Ordinary	Per Cup	30.00	30.39	38.26	29.74	30.00	30.00	30.00
Pizza Chicken Medium Size (Average Quality)	Each	928.37	1059.96	682.92	400.00	463.31	700.00	500.00
Burger with Shami Kabab (Average Quality)	Each	80.00	87.56	66.49	61.33	80.00	76.52	60.00
Chicken Roast (Full) (Average Quality)	Each	766.08	744.04	716.28	940.00	839.96	500.00	500.00
Seekh Kabab (Beef) (Average Quality)	1 Dozen	779.15	804.85	600.00	600.00	720.00	600.00	360.00
Marriage Hall Charges with Furniture	Per Head	213.20	242.68	213.12	250.00	150.00	113.24	80.00
Marriage Hall Service Charges with Food (Average Meal)	Per Head	893.86	1074.80	532.80	768.52	682.92	1132.37	400.00
Government Hostel Accommodation Fee for Intermediate College per Student	Per Month	1308.91	2397.29	500.00	1667.00	10.00	10.00	0.00
Private Hostel Accommodation Fee for Intermediate College per Student	Per Month	9648.22	10429.37	4326.75	3659.31	1000.00	3500.00	0.00
Hair Cut Charges for Men	Per Cut	165.41	188.65	175.44	141.27	150.00	63.16	100.00
Hair Style Charges (at Average Beauty Parlor)	Per Style	453.62	521.46	466.08	430.89	265.66	350.00	200.00
Shaving Charges	Per Shave	110.35	106.27	86.18	61.02	50.00	43.09	70.00
Electric Hair Straightener (PHILIPS)	Each	6726.43	6700.53	6162.24	3500.00	4800.00	1332.51	4000.00
Toilet Soap LUX 75 gm	Each	48.21	48.21	48.21	48.21	45.00	48.21	43.50
Toilet Soap LIFEBOUY 115 gm	Each	51.00	51.00	51.00	52.07	51.00	48.00	51.00
Tooth Paste COLGATE 75 gm	Each	120.00	120.00	120.00	80.00	85.00	110.00	80.00
Tooth Brush (SHIELD)	Each	80.00	80.00	80.00	65.00	69.52	55.00	60.00
Hair Color (KALA KOLA)	Tube	160.00	160.00	160.00	150.00	160.00	160.00	160.00
Hair Removing Cream (EU-Cream) 30ml Tube	Each	90.00	90.00	90.00	80.00	85.00	85.00	85.00
Shaving Cream (TOUCHME large/ADMIRAL)	Tube	80.00	80.00	80.00	85.00	90.00	80.00	80.00
Blade Treet Ordinary (10 no. Packet)	Each	50.00	50.00	55.00	40.00	40.00	48.00	40.00
Disposable Razor Gillette Blue II	Each	65.00	65.00	65.00	56.00	65.00	60.00	50.00
Shampoo Sun silk/Pantene 90 ml Bottle	Each	123.75	123.75	123.75	110.00	110.00	110.00	110.00
Lipstick Swiss Miss/Medora (Medium)	Each	180.00	180.00	180.00	180.00	160.00	150.00	150.00
Nail Polish Swiss Miss/Medora (Medium)	Each	170.00	170.00	170.00	175.00	100.00	86.53	100.00
Perfume Medium Size Broche/Medora	Each	300.00	300.00	300.00	300.00	340.00	150.00	250.00
Face Cream Ponds Medium Size (Cold)	Each	160.00	160.00	160.00	140.00	130.00	145.00	175.00
Talcum Powder Viceroy/Black Cat Large Size	Each	220.00	220.00	220.00	220.00	240.00	240.00	200.00
Hair Oil (Kala Kola hair tonic)	200 ml	250.00	250.00	250.00	250.00	250.00	230.00	250.00
Tissue Paper Perfumed Box 100 napkins	Each	150.00	150.00	150.00	195.00	165.00	140.00	160.00
Pampers (Medium Size)	Small Packet	384.94	397.29	396.64	430.00	477.74	430.00	450.00
Gold Tezabi 24 Carett	10 gm	88680.00	88680.00	88170.00	89770.00	88906.00	90450.00	91730.00
Silver Tezabi 24 Carett	10 gm	1290.63	1291.63	1313.30	1340.00	1235.00	1242.00	1200.00
Wall Clock Quartz (Average Quality)	Each	875.75	888.91	766.31	941.57	666.26	631.64	500.00
Artificial Jewellery (Locket Set) (Average Quality)	Each	669.36	705.18	1233.11	377.19	731.86	464.16	600.00
Suitcase Ragzine (24"x16"x6") (Average Quality)	Each	3378.56	3369.95	3265.32	1203.69	1449.43	1232.45	1800.00
Trunk Medium Size (Average Quality)	Each	3002.52	2851.94	2865.14	2200.71	2000.00	2232.84	2500.00
Purse Ladies Medium Size (Average Quality)	Each	892.61	955.74	716.28	1400.89	861.77	932.17	600.00

7.10 Intercity Consumer Prices (Urban) May, 2021

Description	Unit	Faisalabad	Jhang	Multan	D.G. Khan	Vehari
Wheat	10 kg	471.66	480.00	467.49	450.00	450.00
Wheat Flour (Fine/Superior Quality)	1 kg	67.45	60.00	68.29	60.00	66.63
Wheat Flour (Average Quality)	1 kg	55.33	52.54	53.32	58.00	55.00
Wheat Flour Bag	20 kg	1106.00	1094.00	1066.50	1010.00	1010.00
Suji	1 kg	80.00	80.00	72.18	80.00	78.30
Vermicelli (Packet)	1 kg	112.93	100.00	127.45	120.00	100.00
Besan	1 kg	133.25	150.00	140.55	140.00	153.26
Rice Basmati (Superior Quality)	1 kg	143.26	150.00	148.85	160.00	156.59
Rice Basmati 385/386	1 kg	86.53	85.00	104.33	100.00	78.08
Rice Basmati Broken (Average Quality)	1 kg	93.22	100.00	93.15	100.00	100.00
Rice IRRI-6/9 (Sindh/Punjab)	1 kg	70.00	60.00	68.29	70.00	63.29
Bread plain (Medium Size)	Each	65.00	60.00	65.00	60.00	60.00
Rusk (Papay) (Average Quality)	1 kg	200.00	242.64	303.62	280.00	313.19
Biscuit Bakery (Loose, Average Quality)	250 gm	107.72	90.00	127.54	100.00	126.58
Samosa (Vegetable, Average Quality)	Each	26.57	20.00	17.60	15.00	15.00
Nimko (Loose, Average Quality)	250 gm	76.52	100.00	84.39	70.00	80.00
Beef with Bone (Average Quality)	1 kg	531.33	550.00	497.74	450.00	450.00
Mutton (Average Quality)	1 kg	1200.00	1000.00	1000.00	900.00	800.00
Chicken Farm Broiler (Live)	1 kg	299.00	282.00	330.00	305.00	300.00
Fish Rahu (Medium Size)	1 kg	362.82	360.00	265.43	300.00	250.00
Milk fresh (Un-boiled)	1 Litre	103.23	90.00	96.55	90.00	84.90
Milk Tetra Pack 1 Litre (MILK PAK/HALEEB/OLPERS)	Each	160.00	160.00	160.00	160.00	160.00
Curd	1 kg	113.24	100.00	115.45	120.00	93.22
LACTOGEN 400 gm Packet	Each	620.00	610.00	620.00	620.00	620.00
Powdered Milk NIDO 390 gm Polybag	Each	480.00	480.00	480.00	480.00	480.00
Eggs Farm	Dozen	150.00	145.00	142.16	145.00	142.00
Butter Local Packed 50 gm	Each	45.00	40.00	40.00	45.00	40.00
Mustard Oil (Average Quality)	1 kg	280.00	240.00	286.51	300.00	273.29
Cooking Oil DALDA or Other Similar Brand (SN), 5 Litre Tin	Each	1540.00	1525.00	1540.00	1545.00	1590.00
Vegetable Ghee DALDA/HABIB 2.5 kg Tin	Each	775.00	760.00	775.00	775.00	775.00
Vegetable Ghee DALDA/HABIB or Other superior Quality 1 kg Pouch	Each	303.00	300.00	303.00	302.00	305.67
Almonds (Badam) Kaghazi with Shell (Average Quality)	1 kg	716.28	700.00	756.64	700.00	765.17
Groundnuts (Moong Phali) with shell	1 kg	300.00	240.00	270.93	260.00	226.47
Kinnu (Average Quality)	1 Dozen	0.00	120.00	294.16	0.00	275.89
Apple (Average Quality)	1 kg	163.27	180.00	204.28	180.00	180.00
Peach (Average Quality)	1 kg	0.00	0.00	0.00	0.00	0.00
Grapes (Angoor) (Average Quality)	1 kg	0.00	0.00	0.00	0.00	0.00
Bananas (Kela) Local	1 Dozen	129.78	180.00	219.24	120.00	153.26
Mango Kalmi (Average Quality)	1 kg	150.00	0.00	193.10	120.00	150.00
Guava (Amrood) (Average Quality)	1 kg	0.00	0.00	0.00	0.00	0.00
Watermelon (Turbooz)	1 kg	20.00	20.00	33.02	20.00	21.54
Muskmelon (Kharbuza)	1 kg	73.19	0.00	80.80	30.00	76.52
Pulse Masoor (Washed)	1 kg	163.27	180.00	146.59	140.00	160.00
Pulse Moong (Washed)	1 kg	233.29	240.00	202.18	180.00	240.00
Pulse Mash (Washed)	1 kg	280.00	280.00	248.87	240.00	320.00
Pulse Gram	1 kg	143.26	140.00	139.43	140.00	153.26
Gram Whole Black (Average Quality)	1 kg	136.58	130.00	135.46	140.00	143.26
Gram Whole Yellow (Average Quality)	1 kg	123.24	130.00	142.00	150.00	160.00
Beans Red/White (Lobia)	1 kg	206.46	200.00	290.94	240.00	286.51
Potatoes	1 kg	52.33	50.00	51.54	60.00	58.28
Chips (Loose)	250 gm	79.15	100.00	83.74	0.00	68.29
Onions	1 kg	27.18	30.00	23.15	20.00	22.89
Tomatoes	1 kg	27.68	20.00	21.20	20.00	20.00
Turnip (Shalgham)	1 kg	0.00	0.00	0.00	0.00	0.00
Radish (Mooli)	1 kg	0.00	0.00	0.00	0.00	0.00
Cauliflower (Phool Gobhi)	1 kg	0.00	0.00	0.00	0.00	0.00
Bottlegourd (Loki)	1 kg	51.54	40.00	57.62	30.00	20.00
Lady Finger (Bhindi)	1 kg	100.00	60.00	98.59	80.00	76.52
Peas (Matar)	1 kg	0.00	0.00	0.00	0.00	0.00
Spinach (Paalak)	1 kg	0.00	0.00	0.00	0.00	0.00
Tinda	1 kg	150.00	60.00	139.43	120.00	86.18

Contd.

7.10 Intercity Consumer Prices (Urban) May, 2021

Description	Unit	Faisalabad	Jhang	Multan	D.G. Khan	Vehari
Turai	1 kg	40.00	40.00	50.79	50.00	60.00
Karela	1 kg	80.00	50.00	52.89	40.00	80.00
Chilies (Green)	250 gm	15.00	15.00	19.37	15.00	16.51
Carrot (Gajar)	1 kg	0.00	0.00	0.00	0.00	0.00
Cucumber (Kheera)	1 kg	50.00	50.00	40.00	60.00	40.00
Lemon	250 gm	50.00	15.00	78.72	100.00	53.13
Garlic (Lehsun)	1 kg	168.05	160.00	169.66	240.00	160.00
Sugar Refined	1 kg	100.00	85.00	99.11	100.00	94.67
Gur (Average Quality)	1 kg	123.24	120.00	115.45	120.00	123.24
Honey MARHABA Bottle 500 gm	Each	450.00	450.00	450.00	450.00	450.00
Sweetmeat (Mixed Mithai)	1 kg	365.93	350.00	400.00	340.00	433.23
Ice Cream Walls Cup (Large Size)	Each	55.00	55.00	60.00	55.00	55.00
Cumin seed (Zeera) White NATIONAL 50 gm Packet	Each	75.00	75.00	75.00	75.00	70.00
Pepper Black NATIONAL 50 gm Packet	Each	120.00	110.00	120.00	110.00	110.00
Coriander Seed Powder NATIONAL 200 gm Packet	Each	180.00	180.00	180.00	180.00	180.00
Cardamom Large (Loose) (Average Quality)	50 gm	200.00	120.00	98.87	100.00	186.43
Cardamom Small (Average Quality)	50 gm	350.00	450.00	295.43	250.00	382.59
Salt Powdered (NATIONAL/SHAN) 800 gm Packet	Each	30.00	30.00	30.00	30.00	35.00
Chilies Powder NATIONAL 200 gm Packet	Each	380.00	380.00	380.00	380.00	380.00
Turmeric Powder NATIONAL 50 gm Packet	Each	40.00	40.00	40.00	40.00	40.00
Tomato Ketchup MITCHELLS/NATIONAL 1 kg Polybag	Each	250.00	200.00	246.62	250.00	260.00
Pickle MITCHELLS/NATIONAL Bottle (340 gm-400 gm)	Each	195.00	140.00	160.00	170.00	160.00
Ginger (Adrak)	500 gm	173.32	320.00	175.35	240.00	163.27
Custard Powder RAFHAN 300 gm Packet	Each	100.00	100.00	100.00	100.00	100.00
Tea Lipton Yellow Label 190 gm Packet	Each	230.00	230.00	230.00	230.00	230.00
Cold Drink (PEPSI/COCA-COLA) 1.5 Liter Bottle	Each	120.00	100.00	100.00	100.00	100.00
Fruit Juice Small Packet 250 ml	Each	21.54	25.00	25.00	20.00	20.00
Mineral Water NESTLE 1.5 Liter	Each	60.00	60.00	60.00	60.00	60.00
JAM-E-SHIREEN Standard Size (800 ml)	1 Bottle	280.00	280.00	280.00	280.00	280.00
Cigarettes Capstan 20'S Packet	Each	80.00	80.00	80.00	80.00	80.00
Cigarettes Gold Leaf 20'S Packet	Each	180.00	180.00	180.00	180.00	180.00
Pan Prepared (Sweet with Beetle Nuts)	Each	31.58	30.00	41.60	30.00	40.00
Long Cloth 57" Gul Ahmed/AI Karam	1 Metre	315.82	500.00	394.00	465.00	350.00
Shirting (Average Quality)	1 Metre	215.44	700.00	250.00	350.00	416.02
Pant Cloth Wash & Wear (Average Quality)	1 Metre	531.33	800.00	385.64	616.22	782.97
Lawn Printed Gul Ahmed/AI Karam	1 Metre	365.93	525.00	478.00	506.58	441.51
Georgette (Average Quality)	1 Metre	155.77	400.00	142.04	230.00	315.82
Linen, Ladies (Average Quality)	1 Metre	200.00	400.00	310.00	230.00	246.62
Heavy Weight Suiting LAWRANCE PUR (Average Quality)	1 Metre	2232.84	2800.00	1850.00	2295.77	0.00
Full Pant Boy Length 24"/26"	Each	800.00	1000.00	582.40	600.00	782.97
Shirt Boy Length 24"/26"	Each	566.19	1000.00	530.63	566.19	682.92
School Uniform Boys (Pant & Shirt) 24"/26"	Suit	932.17	1060.00	686.22	800.00	766.31
School Uniform Girls (Kameez & Shalwar) 24"/26"	Suit	1000.00	1100.00	590.89	816.33	666.26
Awami Suit Gents Wash & Wear (Average Quality)	Suit	1732.70	2200.00	1413.08	2064.56	1930.98
Women Shalwar Kameez (Average Quality)	Suit	2032.02	3000.00	1334.73	1875.78	2000.00
Pullover Gents Oxford/Bonanza	Each	4000.00	4000.00	5190.00	4660.85	4880.00
Pullover Ladies Oxford/Bonanza	Each	3911.96	3700.00	3790.00	4308.87	3000.00
Pullover Gents (Average Quality)	Each	880.68	1400.00	1678.44	1327.61	2064.56
Tailoring Charges Shirt (Men)	Each	631.64	550.00	496.53	500.00	531.33
Tailoring Charges Pant (Men)	Each	1132.37	800.00	694.51	932.17	1200.00
Tailoring Charges Awami Suit (Male)	Suit	861.77	700.00	798.79	600.00	748.89
Tailoring Charges Simple Suit (Female)	Suit	631.64	600.00	589.52	616.22	516.14
Underwear Medium Size (Average Quality)	Each	150.00	305.00	219.94	230.00	206.46
Vest "Baniyan" for Men Average Quality	Each	188.60	245.00	157.72	150.00	143.26
Brassier (Average Quality)	Each	265.66	650.00	169.74	300.00	213.12
Socks Nylon Local (Average Quality)	Pair	73.19	150.00	98.84	150.00	106.27
Dopatta Georgette (Average Quality)	Each	315.82	800.00	265.66	416.02	416.02
Dopatta Cotton (Average Quality)	Each	265.66	550.00	222.40	315.82	315.82
Chaddar (Wash-n-Wear) (2x2.5 Meter)	Each	531.33	900.00	451.39	430.89	616.22
Washing Charges Pant and Shirt Both	Each	114.47	120.00	145.39	100.00	106.27
Dry Cleaning Charges Pant Coat Both	Suit	466.08	450.00	468.82	350.00	466.08

Contd.

7.10 Intercity Consumer Prices (Urban) May, 2021

Description	Unit	Faisalabad	Jhang	Multan	D.G. Khan	Vehari
Washing Charges Shalwar Kameez	Suit	106.27	130.00	103.27	100.00	112.92
Gents Shoes Paul Bata	Pair	2199.00	2199.00	2199.00	2199.00	2199.00
Gents Sandal Bata	Pair	1199.00	1199.00	1199.00	1199.00	1199.00
Gents Sponge Chappal Bata	Pair	249.00	249.00	249.00	249.00	249.00
Ladies Sandal Bata	Pair	599.00	599.00	599.00	599.00	599.00
Ladies Sponge Chappal Bata	Pair	199.00	199.00	199.00	199.00	199.00
Children Shoes Power Lite Bata	Pair	1499.00	1499.00	1499.00	1499.00	1499.00
Gents Shoes Servis	Pair	1499.00	1499.00	1499.00	1499.00	1499.00
Cheetah 50 Size 3-5 Servis	Pair	1799.00	1799.00	1799.00	1799.00	1799.00
Shoe Repair Full Sole	Pair	215.44	130.00	258.23	100.00	165.10
Shoe Polish Charges	Pair	30.00	30.00	25.80	26.21	20.00
House Rent Combined	Quarterly	7981.00	5738.00	7578.00	6740.00	7860.00
Synthetic Enamel ICI Balti 3.64 Litre	Each	3265.00	2700.00	3495.00	3500.00	3495.00
Cement (Local) 50 kg Bag	Each	590.00	610.00	598.33	610.00	600.00
Bricks New 1st Class	1000 No.	9500.00	8500.00	7066.51	6600.00	5233.12
Cement Blocks (6"x8"x12")	100 No.	0.00	5040.00	0.00	0.00	0.00
Bajri	100 cu ft	6466.49	5500.00	4898.98	3500.00	6932.69
Sand (Black Pit)	100 cu ft	3000.00	2100.00	2283.02	2732.93	3761.00
Iron Bars (M.S. BAR) 1/2 " 40 Grade	1 Ton	133000.00	128000.00	132500.00	128000.00	133332.50
Painter Wage Rate	Per Day	1200.00	1200.00	1096.96	1032.28	965.49
Mason Wage Rate	Per Day	1332.51	1200.00	1200.00	1032.28	965.49
Unskilled Labor Wage Rate	Per Day	861.77	700.00	700.00	600.00	630.17
Plumber Wage Rate	Per Day	800.00	1200.00	1200.00	1032.28	1000.00
Electrician Charges	Per Point	140.00	170.00	124.90	86.53	100.00
Water Charges Per House	Monthly	99.06	70.00	84.34	75.00	50.00
Charges for Refuse/Waste Collection	Monthly	135.33	300.00	50.00	0.00	0.00
Electricity Charges upto 50 Units	Per Unit	5.98	5.98	5.98	5.98	5.98
Electricity Charges 51-100 Units	Per Unit	9.68	9.68	9.68	9.68	9.68
Electricity Charges 101-300 Units	Per Unit	12.12	12.12	12.12	12.12	12.12
Electricity Charges 301-700 Units	Per Unit	13.61	13.61	13.61	13.61	13.61
Electricity Charges Above 700 Units	Per Unit	20.01	20.01	20.01	20.01	20.01
Electricity Charges Combined	Per Unit	12.28	12.28	12.28	12.28	12.28
Gas Charges upto 3.3719 MMBTU	MMBTU	141.57	141.57	141.57	141.57	141.57
Gas Charges 3.3719 - 6.7438 MMBTU	MMBTU	162.00	162.00	162.00	162.00	162.00
Gas Charges 6.7438 - 10.1157 MMBTU	MMBTU	351.00	351.00	351.00	351.00	351.00
Gas Charges 10.1157 - 13.4876 MMBTU	MMBTU	555.10	555.10	555.10	555.10	555.10
Gas Charges Above 13.4876 MMBTU	MMBTU	1141.26	1141.26	1141.26	1141.26	1141.26
Gas Charges Combined	MMBTU	470.23	470.23	470.23	470.23	470.23
LPG 11.67 kg Cylinder	Each	1250.00	1200.00	1160.00	1123.15	1100.00
Firewood Whole	40 kg	800.00	600.00	782.98	516.14	598.61
Chair Sheesham Wood with Arm	Each	3000.00	2800.00	2477.42	3226.86	3397.00
Chair Plastic (Chairman) (Average Quality)	Each	1000.00	1000.00	700.00	664.94	750.00
Central Table Set with Glass Top	Set	8000.00	14000.00	7217.97	12657.73	9830.48
Sofa Set Five Seater	Set	25000.00	23000.00	19205.97	22239.80	23328.62
Dining Table wit Glass Top and Six Chairs (Average Quality)	Set	36593.06	50000.00	35453.96	38258.62	47622.03
Cot Iron (Charpai)	Each	2656.65	2400.00	2091.22	2922.46	2266.17
Steel Almirah	Each	13325.13	10500.00	7658.48	18643.40	16331.62
Mattress Foam Single Bed Molty/Diamond (4" Thick)	Each	6900.00	8800.00	9500.00	8230.78	7829.74
Tube Light Philips 40 Watt	Each	250.00	230.00	240.00	240.00	250.00
Energy Saver Philips 14 Watt	Each	165.00	150.00	200.00	180.00	165.00
Plain Carpet	1 sq ft	60.00	40.00	25.51	25.00	24.65
Readymade Quilt (3 kg)	Each	1332.51	1500.00	1163.13	631.64	1649.49
Blanket Single (SN)	Each	5244.04	2000.00	2465.55	2466.21	3659.31
Bed Sheet Single (Superior Quality)	Each	1000.00	750.00	674.54	1292.66	849.02
Bed Sheet Double with two Pillow Covers (Superior Quality)	Set	1800.00	2000.00	1280.32	2131.20	1649.49
Towel Medium Size (3' x 2')	Each	265.66	350.00	245.82	300.00	279.65
Ceiling Fan 56" Pak/Younas/Millat	Each	5313.29	4200.00	5095.00	5095.00	5295.00
Refrigerator Dawlance/Pel 10 Cubic feet Double Door	Each	35996.53	39000.00	42650.00	37000.00	44166.04
Split Air Conditioner Orient/LG/Dawlance 1.5 Ton	Each	60000.00	80000.00	70400.00	80000.00	55000.00
Air Cooler Super Asia ECM-4000/JC-1000	Each	15326.19	16000.00	15000.00	17500.00	20500.00
Washing Machine with Spinner (Super Asia or Similar Brand) (SN)	Each	19500.00	20000.00	19500.00	18600.00	21500.00

Contd.

7.10 Intercity Consumer Prices (Urban) May, 2021

Description	Unit	Faisalabad	Jhang	Multan	D.G. Khan	Vehari
Sewing Machine (SN) Without Cover	Each	9000.00	9500.00	8300.00	9650.00	8895.08
Geysier Super Asia Large Size 30 Gallons (Gas)	Each	21665.39	29000.00	23800.00	29500.00	24328.81
Electric Iron Dry (National/West Point)	Each	2032.02	2500.00	3075.00	2500.00	4250.00
Frying Pan Non-stick Medium Size Sonex	Each	374.17	750.00	560.74	531.33	532.80
Water Set (OMROC) 6 Glasses + jug	Set	716.28	1000.00	674.54	600.00	632.89
Tea Set Pakistani (China-Ware) Set of 21 Pieces	Set	3158.18	4000.00	3783.15	3158.18	3865.53
Dinner Set Plastic 72 Pieces Super Quality	Set	10626.59	8700.00	6073.52	6000.00	6764.55
Bucket (Balti) Plastic Medium Size	Each	491.29	450.00	394.43	400.00	416.02
Lota Plastic Medium Size (Average Quality)	Each	63.16	60.00	66.27	63.16	93.22
Water Pump Golden Monoblock/Donkey 0.5 H.P	Each	8320.34	5000.00	8500.00	6000.00	0.00
Sufi Washing Soap 250 gm Cake	Each	65.00	60.00	60.00	60.00	60.00
Surf Excel 500 gm Polybag	Each	160.00	165.00	160.00	160.00	160.00
Express Washing Powder 1 KG Polybag	Each	210.00	210.00	220.00	210.00	210.00
Cleanser Powder Vim 900 gm Polybag	Each	82.00	85.00	91.14	80.00	85.00
Finis 400 ml Bottle	Each	270.00	250.00	230.00	250.00	224.00
Phenyl Tyfon/Finis 2.75 Litre Bottle	Each	210.00	190.00	180.00	230.00	213.12
Harpic 500 ml Bottle	Each	249.00	235.00	249.00	235.00	235.00
Boot Polish Cherry/KIWI 42 ml	Each	250.00	210.00	210.00	200.00	210.00
Robin Blue Liquid 75 ml Bottle	Each	90.00	85.00	90.00	95.00	95.00
Match Box	Each	3.00	3.00	4.00	3.00	3.00
Household Servant Female Part Time	P/ Month	2656.65	3000.00	1732.05	1650.96	1500.00
Septran Tablets	10 No.	35.00	33.00	33.90	33.90	33.90
Panadol Tablets Plain	10 No.	15.80	15.60	15.63	15.60	15.60
Flagyl Tablets 400 mg	10 No.	22.85	22.00	22.24	22.20	22.20
Ventolin Tablets 2 mg	10 No.	13.20	13.20	14.55	14.60	14.60
Daonil Tablets 5 mg	10 No.	23.00	23.33	23.25	23.90	23.63
Entox Tablets	10 No.	17.00	18.90	17.20	17.20	17.20
CAC 1000 Tablets Sandoz Bottle	Each	180.00	182.00	180.00	180.00	180.00
Amoxil Capsule 250 mg	10 No.	45.29	43.10	48.43	48.40	48.40
Lederplex Syrup Bottle	Each	70.00	77.00	77.93	77.93	77.93
Phenergan Syrup 120 ml Bottle	Each	46.00	49.00	49.89	49.89	49.89
Calpol Syrup 100 ml Bottle	Each	66.00	69.00	69.54	69.54	69.00
Hydryllin Syrup 120 ml Bottle	Each	69.00	69.00	69.00	69.00	69.00
Inderal Tablets 10 mg	10 No.	17.00	19.80	19.65	19.70	19.70
Betnovate-N Ointment 10 gm Tube	Each	33.35	36.00	39.60	36.00	39.59
Johar Joshanda Instant (Sachet) Packet	Each	12.00	12.00	12.00	10.00	12.00
Glaxose-D 400 gm Packet	Each	160.00	160.00	160.00	160.00	160.00
Dettol Medium Bottle	Each	210.00	190.00	210.00	210.00	210.00
Electronic BP Checking Apparatus	Each	2900.00	2200.00	3482.66	2850.00	3099.18
Glucometer	Each	1864.34	1000.00	3000.00	2300.00	3065.24
Doctor (MBBS) Clinic Fee	P/Patient	300.00	500.00	218.13	200.00	228.94
Gynecologist Fee Per Visit	P/Patient	430.89	700.00	505.63	482.74	594.39
Dental Surgeon Fee Per Visit	P/Patient	500.00	500.00	406.32	466.08	421.72
Dental Extraction Fee	Per Tooth	800.00	1000.00	572.69	466.08	908.56
Urine Test (DR) Charges	Per Test	315.82	100.00	134.12	100.00	100.00
Blood Test (CP) Charges	Per Test	648.08	250.00	367.93	363.42	365.93
Sugar Test (Random/Fasting) Charges of Both	Per Test	215.44	100.00	149.67	150.00	60.00
ECG Charges	Per Test	330.19	300.00	310.23	330.19	200.00
X-RAY (Chest) Charges	Per X-ray	457.89	600.00	347.60	466.08	416.02
Ultrasound Abdominal	Per Test	355.69	700.00	473.36	464.16	500.00
Physiotherapist Fee Per Visit	P/Patient	355.69	400.00	528.84	464.16	600.00
Cost of Surgery (C-Section)	Per Case	14658.97	25000.00	23452.08	16640.67	13658.40
Car Suzuki 800 cc Without AC	Each	999000.00	923000.00	846500.00	1198000.00	923000.00
Car Suzuki 1000 cc	Each	1745000.00	1870000.00	1795000.00	1970000.00	1780000.00
Car Toyota 1300 cc Xli	Each	2533000.00	2558000.00	2654000.00	2538000.00	0.00
Car Honda Civic Turbo 1.5 VTEC	Each	0.00	0.00	4762500.00	0.00	0.00
Motorcycle Honda CD 70	Each	84500.00	84500.00	84500.00	84500.00	84500.00
Motorcycle United/Unique 70 cc	Each	51000.00	52000.00	51500.00	53000.00	50000.00
Bicycle	Each	9500.00	10000.00	13000.00	10000.00	11500.00
Tire Motorcycle CD 70 (Back Wheel)	Each	1350.00	1100.00	1230.00	1250.00	1316.46
Tire Car Mehran Tubeless (General)	Each	4250.00	4300.00	4200.00	4300.00	4200.00

Contd.

7.10 Intercity Consumer Prices (Urban) May, 2021

Description	Unit	Faisalabad	Jhang	Multan	D.G. Khan	Vehari
Petrol Super	Per Litre	106.06	106.06	106.06	106.06	106.06
Hi-Speed Diesel	Per Litre	110.76	110.76	110.76	110.76	110.76
CNG	1 kg/1 Ltr	85.95	86.80	86.96	84.90	87.80
Mobil Oil (Havoline 20w-50)	4 Litres	2372.00	2320.00	2272.00	2250.00	2272.00
Motorcycle Service Charges	Each	165.10	90.00	92.83	120.00	114.47
Car Service Charges	Each	315.82	400.00	335.33	250.00	430.89
Tire Car Puncture Charges	Each	86.18	80.00	93.99	100.00	55.93
Car Tax 800 cc to 1500 cc	Per Year	2775.00	2775.00	2775.00	2775.00	2775.00
Train Fare Economy per Person	Per km	1.09	1.09	1.09	1.09	1.09
Train Fare AC Sleeper per Person	Per km	4.71	4.71	4.71	4.71	4.71
Train Fare AC Lower per Person	Per km	2.59	2.59	2.59	2.59	2.59
Train Fare Business Class per Person	Per km	2.93	2.93	2.93	2.93	2.93
Auto Rickshaw Fare	Minimum	61.56	50.00	50.00	80.00	50.00
Taxi Four Seater Fare	Minimum	60.00	0.00	100.00	0.00	0.00
Bus Fare Minimum Within City	Per Ticket	21.40	0.00	10.00	0.00	0.00
Bus Fare Maximum Within City	Per Ticket	50.00	0.00	30.00	0.00	0.00
Bus Fare Outside City (non AC)	Per km	1.10	1.48	1.20	1.30	1.66
Bus Fare Outside City (AC)	Per km	1.74	2.40	1.80	1.50	2.61
Mini Bus Fare Minimum Within City	Per Ticket	0.00	0.00	9.00	0.00	0.00
Mini Bus Fare Maximum Within City	Per Ticket	0.00	0.00	21.00	0.00	0.00
Suzuki Fare Minimum Within City	Per Ticket	25.00	15.00	0.00	0.00	0.00
Suzuki Fare Maximum Within City	Per Ticket	31.58	20.00	0.00	0.00	0.00
Air Fare Economy Class Per Kilometer (National Average)	Per Person	16.56	16.56	16.56	16.56	16.56
Courier Charges Minimum Within Zone Outside City (TCS)	P/Envelope	250.00	200.00	200.00	200.00	200.00
Mobile Set with Rear Camera and Without Touch Screen	Each	2200.00	3800.00	4029.89	2865.14	3800.00
Telephone Call Charges	P/Minute	1.79	1.79	1.79	1.79	1.79
Internet Charges (DSL) 1 MB (Unlimited)	Per Month	2148.52	2148.52	2148.52	2148.52	2148.52
Mobile Call Charges	Per Unit	2.99	2.99	2.99	2.99	2.99
LED Sony/Samsung 32" Colored	Each	34000.00	33000.00	38000.00	40000.00	39999.00
Personal Computer with LED Monitor (17") DELL/HP/ACER CORE i5	Each	78000.00	55000.00	0.00	0.00	0.00
Laptop DELL/HP/ACER Core i5, Display (14'-15')	Each	88000.00	75000.00	105000.00	58284.77	0.00
Recreational Park Charges (Minimum Playland Ticket)	Per Person	20.00	0.00	23.42	0.00	0.00
Cable Charges	Per Month	300.00	300.00	300.00	350.00	400.00
English Book Class VI	Each	82.00	93.00	93.00	93.00	98.00
English Book Class IX and X	Each	137.00	157.00	157.00	147.00	157.00
English Book Class XI Complete Set	Each	82.00	103.00	103.00	87.00	103.00
English Book BA/B.SC	Each	178.00	240.00	210.00	190.00	190.00
Urdu Book Class V (Text Book Board)	Each	62.00	70.00	101.00	70.00	70.00
Urdu Book Class IX and X (Text Book Board)	Each	148.00	169.00	169.00	169.00	169.00
Urdu Book Class XI/Inter	Each	55.00	64.00	64.00	55.00	64.00
Urdu Book BA/B.SC	Each	325.00	200.00	145.00	312.00	250.00
Mathematics Book Class V (Text Book Board)	Each	83.00	94.00	94.00	94.00	93.00
Mathematics Book Class IX and X (Text Book Board)	Each	241.00	282.00	282.00	267.00	324.00
Mathematics Book Class XI (Text Book Board)	Each	162.00	183.00	183.00	162.00	182.00
Newspaper Daily Dawn	Each	25.00	25.00	25.00	25.00	25.00
Newspaper Daily Jang	Each	20.00	20.00	20.00	20.00	20.00
Akhbar-e-Jehan Weekly	Each	70.00	70.00	70.00	70.00	70.00
MAG THE WEEKLY (Magazine)	Each	50.00	50.00	50.00	50.00	50.00
Exercise Book (with Lines) 80 to 100 Pages	Each	86.18	80.00	40.00	80.00	56.46
Lead Pencil Goldfish	Each	10.00	10.00	10.00	10.00	10.00
Pen Ink Dollar 57 ml Bottle	Each	25.00	30.00	30.00	30.00	30.00
Photostat Paper 70 gm	Packet	502.99	500.00	513.18	629.84	496.64
Ballpoint Pen Local	Each	10.00	10.00	10.00	10.00	10.00
Private School Fee English Medium Average Standard (Class I)	Per Month	3065.24	2200.00	3044.09	2239.51	1811.03
Private School Fee English Medium Average Standard (Class V)	Per Month	3065.24	2200.00	3311.74	2454.32	1811.03
Private School Fee English Medium Average Standard (Class VI)	Per Month	3065.24	2200.00	3552.64	2688.84	1910.03
Private School Fee English Medium Average Standard (Class X)	Per Month	3065.24	2500.00	3980.17	3324.70	2189.47
Government College Fee First Year	Per Month	50.00	50.00	50.00	50.00	50.00

Contd.

7.10 Intercity Consumer Prices (Urban) May, 2021

Description	Unit	Faisalabad	Jhang	Multan	D.G. Khan	Vehari
Private College Fee First Year	Per Month	3500.00	1233.00	6631.76	3000.00	4305.28
Coaching Fee for Class IX/X Science Group	Per Subject	1400.00	500.00	387.01	500.00	2000.00
Coaching Fee for Class XI/XII Science Group	Per Subject	2000.00	700.00	662.66	1500.00	2400.00
Coaching Fee for Class XI/XII Commerce Group	Per Subject	1500.00	700.00	662.66	1000.00	2500.00
Government University Fee M.S.c / M.A.	Per Month	734.00	150.00	1833.33	833.00	2236.29
Tuition Fee Private University M.Sc./M.A	Per Month	6200.00	0.00	7035.62	0.00	4002.50
Government Medical College/University Tuition Fee for MBBS (1st year)	Per Month	1338.00	0.00	1337.50	1250.00	0.00
Private Medical College/University Tuition Fee for MBBS (1st year)	Per Month	53500.00	0.00	79166.68	0.00	0.00
Government Engineering University Tuition Fee for BE (1st year)	Per Month	2500.00	0.00	3666.66	0.00	0.00
Private Engineering University Tuition Fee for BE (1st year)	Per Month	4950.00	0.00	20833.33	0.00	0.00
Vocational Training Basic Computer Short Course Fee (3 Months)	Per Course	6200.00	3000.00	4294.46	3158.18	1000.00
Bread Tandoori Standard Size	Each	8.00	7.00	8.20	6.00	6.32
Cooked Chicken at Average Hotel	Per Plate	200.00	150.00	115.45	106.27	112.92
Cooked Beef at Average Hotel	Per Plate	215.44	160.00	126.58	100.00	109.14
Cooked Daal at Average Hotel	Per Plate	80.00	100.00	61.56	60.00	60.00
Chicken Biryani Full/Double	Per Plate	162.96	220.00	137.31	112.92	199.33
Tea Prepared Ordinary	Per Cup	30.00	25.00	26.04	25.00	23.21
Pizza Chicken Medium Size (Average Quality)	Each	365.93	650.00	317.89	300.00	566.19
Burger with Shami Kabab (Average Quality)	Each	64.80	80.00	72.11	53.13	60.00
Chicken Roast (Full) (Average Quality)	Each	832.03	550.00	726.48	600.00	493.24
Seekh Kabab (Beef) (Average Quality)	1 Dozen	840.00	480.00	616.22	240.00	300.00
Marriage Hall Charges with Furniture	Per Head	365.93	150.00	146.35	110.00	125.00
Marriage Hall Service Charges with Food (Average Meal)	Per Head	1062.66	600.00	581.76	430.89	459.79
Government Hostel Accommodation Fee for Intermediate College per Student	Per Month	10.00	350.00	1400.00	1200.00	500.00
Private Hostel Accommodation Fee for Intermediate College per Student	Per Month	3000.00	4500.00	3324.70	4066.39	0.00
Hair Cut Charges for Men	Per Cut	86.18	100.00	114.47	66.49	143.01
Hair Style Charges (at Average Beauty Parlor)	Per Style	239.24	350.00	379.01	265.66	250.00
Shaving Charges	Per Shave	63.16	50.00	53.23	50.00	76.52
Electric Hair Straightener (PHILIPS)	Each	2500.00	2250.00	2360.00	2100.00	2500.00
Toilet Soap LUX 75 gm	Each	57.00	45.00	48.21	47.00	45.00
Toilet Soap LIFEBOUY 115 gm	Each	51.00	45.00	50.99	47.00	50.99
Tooth Paste COLGATE 75 gm	Each	110.00	80.00	100.00	110.00	95.00
Tooth Brush (SHIELD)	Each	90.00	75.00	43.97	60.00	45.00
Hair Color (KALA KOLA)	Tube	170.00	160.00	160.00	160.00	150.00
Hair Removing Cream (EU-Cream) 30ml Tube	Each	80.00	80.00	75.00	75.00	90.00
Shaving Cream (TOUCHME large/ADMIRAL)	Tube	85.00	85.00	80.00	80.00	80.00
Blade Treet Ordinary (10 no. Packet)	Each	37.42	45.00	45.00	50.00	40.00
Disposable Razor Gillette Blue II	Each	65.00	52.00	55.00	60.00	60.00
Shampoo Sun silk/Pantene 90 ml Bottle	Each	110.00	100.00	123.75	110.00	110.00
Lipstick Swiss Miss/Medora (Medium)	Each	180.00	140.00	180.00	160.00	160.00
Nail Polish Swiss Miss/Medora (Medium)	Each	115.00	135.00	150.00	100.00	80.00
Perfume Medium Size Broche/Medora	Each	300.00	230.00	150.00	180.00	300.00
Face Cream Ponds Medium Size (Cold)	Each	140.00	350.00	140.00	140.00	140.00
Talcum Powder Viceroy/Black Cat Large Size	Each	200.00	165.00	220.00	200.00	220.00
Hair Oil (Kala Kola hair tonic)	200 ml	225.00	230.00	250.00	250.00	250.00
Tissue Paper Perfumed Box 100 napkins	Each	150.00	105.00	165.00	160.00	150.00
Pampers (Medium Size)	Small Packet	750.00	350.00	420.00	350.00	450.00
Gold Tezabi 24 Carett	10 gm	87000.00	89163.00	87800.00	90000.00	87193.33
Silver Tezabi 24 Carett	10 gm	1250.00	1157.00	1150.00	1242.00	1179.92
Wall Clock Quartz (Average Quality)	Each	615.62	1200.00	485.03	531.33	695.21
Artificial Jewelry (Locket Set) (Average Quality)	Each	710.85	500.00	276.65	531.33	932.17
Suitcase Ragzine (24"x16"x6") (Average Quality)	Each	1398.81	1500.00	839.01	1263.27	1316.46
Trunk Medium Size (Average Quality)	Each	2064.56	1400.00	1183.09	1500.00	1300.00
Purse Ladies Medium Size (Average Quality)	Each	716.28	1200.00	1273.76	900.00	716.28

7.10 Intercity Consumer Prices (Urban) May, 2021

Description	Unit	Sargodha	Mianwali	Bahawalpur	Bahawalnagar	R.Y. Khan
Wheat	10 kg	500.00	450.00	487.50	500.00	490.00
Wheat Flour (Fine/Superior Quality)	1 kg	73.29	60.00	70.00	58.66	62.00
Wheat Flour (Average Quality)	1 kg	60.00	50.00	55.00	53.00	58.00
Wheat Flour Bag	20 kg	1000.00	1100.00	1120.00	1000.00	1020.00
Suji	1 kg	80.00	80.00	80.00	70.00	80.00
Vermicelli (Packet)	1 kg	130.00	175.00	250.00	125.00	100.00
Besan	1 kg	146.59	160.00	153.26	150.00	140.00
Rice Basmati (Superior Quality)	1 kg	150.00	160.00	173.27	160.00	160.00
Rice Basmati 385/386	1 kg	90.00	100.00	153.26	100.00	120.00
Rice Basmati Broken (Average Quality)	1 kg	90.00	100.00	80.00	81.63	125.00
Rice IRRI-6/9 (Sindh/Punjab)	1 kg	90.00	60.00	70.00	90.00	60.00
Bread plain (Medium Size)	Each	65.00	60.00	60.00	60.00	55.00
Rusk (Papay) (Average Quality)	1 kg	240.00	280.00	346.63	280.00	250.00
Biscuit Bakery (Loose, Average Quality)	250 gm	120.00	100.00	143.26	120.00	135.00
Samosa (Vegetable, Average Quality)	Each	25.00	20.00	15.00	25.00	20.00
Nimko (Loose, Average Quality)	250 gm	70.00	80.00	78.30	80.00	110.00
Beef with Bone (Average Quality)	1 kg	486.58	450.00	416.02	450.00	400.00
Mutton (Average Quality)	1 kg	1066.41	900.00	932.17	866.35	800.00
Chicken Farm Broiler (Live)	1 kg	285.00	330.00	304.00	302.00	308.00
Fish Rahu (Medium Size)	1 kg	250.00	380.00	306.52	265.66	350.00
Milk fresh (Un-boiled)	1 Litre	81.63	80.00	86.53	90.00	90.00
Milk Tetra Pack 1 Litre (MILK PAK/HALEEB/OLPERS)	Each	160.00	160.00	160.00	160.00	160.00
Curd	1 kg	110.00	90.00	96.55	100.00	90.00
LACTOGEN 400 gm Packet	Each	620.00	620.00	620.00	620.00	600.00
Powdered Milk NIDO 390 gm Polybag	Each	490.00	490.00	480.00	483.31	480.00
Eggs Farm	Dozen	140.00	150.00	140.00	145.00	144.00
Butter Local Packed 50 gm	Each	45.00	70.00	95.00	50.00	40.00
Mustard Oil (Average Quality)	1 kg	300.00	300.00	280.00	280.00	270.00
Cooking Oil DALDA or Other Similar Brand (SN), 5 Litre Tin	Each	1540.00	1540.00	1540.00	1560.00	1560.00
Vegetable Ghee DALDA/HABIB 2.5 kg Tin	Each	760.00	775.00	775.00	775.00	790.00
Vegetable Ghee DALDA/HABIB or Other superior Quality 1 kg Pouch	Each	303.00	303.00	303.00	303.00	305.00
Almonds (Badam) Kaghazi with Shell (Average Quality)	1 kg	700.00	900.00	782.97	1000.00	800.00
Groundnuts (Moong Phali) with shell	1 kg	350.00	320.00	240.00	280.00	280.00
Kinnu (Average Quality)	1 Dozen	200.00	140.00	233.14	160.00	280.00
Apple (Average Quality)	1 kg	120.00	160.00	143.26	200.00	100.00
Peach (Average Quality)	1 kg	0.00	0.00	0.00	0.00	0.00
Grapes (Angoor) (Average Quality)	1 kg	0.00	0.00	0.00	0.00	0.00
Bananas (Kela) Local	1 Dozen	136.52	100.00	143.26	150.00	80.00
Mango Kalmi (Average Quality)	1 kg	150.00	150.00	215.44	150.00	0.00
Guava (Amrood) (Average Quality)	1 kg	0.00	0.00	0.00	0.00	0.00
Watermelon (Turbooz)	1 kg	20.00	30.00	30.00	20.00	30.00
Muskmelon (Kharbuza)	1 kg	60.00	50.00	73.19	92.83	40.00
Pulse Masoor (Washed)	1 kg	180.00	180.00	153.26	160.00	138.00
Pulse Moong (Washed)	1 kg	210.00	240.00	226.47	200.00	228.00
Pulse Mash (Washed)	1 kg	260.00	240.00	263.29	240.00	230.00
Pulse Gram	1 kg	140.00	160.00	153.26	140.00	135.00
Gram Whole Black (Average Quality)	1 kg	140.00	120.00	133.25	133.25	140.00
Gram Whole Yellow (Average Quality)	1 kg	160.00	140.00	130.00	123.24	140.00
Beans Red/White (Lobia)	1 kg	200.00	280.00	256.62	223.28	260.00
Potatoes	1 kg	43.89	40.00	50.00	50.00	40.00
Chips (Loose)	250 gm	120.00	60.00	70.00	80.00	120.00
Onions	1 kg	22.13	30.00	25.34	20.00	20.00
Tomatoes	1 kg	25.90	30.00	20.00	10.00	20.00
Turnip (Shalgham)	1 kg	0.00	0.00	0.00	0.00	0.00
Radish (Mooli)	1 kg	0.00	0.00	0.00	0.00	0.00
Cauliflower (Phool Gobhi)	1 kg	0.00	0.00	0.00	0.00	0.00
Bottlegourd (Loki)	1 kg	70.00	50.00	36.34	0.00	50.00
Lady Finger (Bhindi)	1 kg	80.00	60.00	53.13	50.00	60.00
Peas (Matar)	1 kg	0.00	0.00	0.00	0.00	0.00
Spinach (Paalak)	1 kg	0.00	0.00	0.00	0.00	0.00
Tinda	1 kg	160.00	100.00	123.24	156.59	160.00

Contd.

7.10 Intercity Consumer Prices (Urban) May, 2021

Description	Unit	Sargodha	Mianwali	Bahawalpur	Bahawalnagar	R.Y. Khan
Turai	1 kg	0.00	50.00	43.09	80.00	100.00
Karela	1 kg	50.00	60.00	56.46	60.00	60.00
Chilies (Green)	250 gm	20.00	25.00	20.00	11.45	15.00
Carrot (Gajar)	1 kg	0.00	0.00	0.00	0.00	0.00
Cucumber (Kheera)	1 kg	40.00	40.00	40.00	40.00	50.00
Lemon	250 gm	50.00	60.00	83.20	80.00	60.00
Garlic (Lehsun)	1 kg	150.00	140.00	166.41	154.95	100.00
Sugar Refined	1 kg	97.00	95.00	100.00	95.67	95.00
Gur (Average Quality)	1 kg	120.00	120.00	130.00	120.00	120.00
Honey MARHABA Bottle 500 gm	Each	430.00	500.00	450.00	450.00	445.00
Sweetmeat (Mixed Mithai)	1 kg	350.00	360.00	502.60	400.00	430.00
Ice Cream Walls Cup (Large Size)	Each	55.00	50.00	55.00	55.00	50.00
Cumin seed (Zeera) White NATIONAL 50 gm Packet	Each	75.00	75.00	80.00	70.00	70.00
Pepper Black NATIONAL 50 gm Packet	Each	110.00	110.00	110.00	110.00	110.00
Coriander Seed Powder NATIONAL 200 gm Packet	Each	180.00	180.00	180.00	180.00	180.00
Cardamom Large (Loose) (Average Quality)	50 gm	150.00	120.00	173.27	150.00	150.00
Cardamom Small (Average Quality)	50 gm	350.00	300.00	346.63	400.00	400.00
Salt Powdered (NATIONAL/SHAN) 800 gm Packet	Each	30.00	35.00	30.00	35.00	30.00
Chilies Powder NATIONAL 200 gm Packet	Each	380.00	380.00	380.00	380.00	380.00
Turmeric Powder NATIONAL 50 gm Packet	Each	40.00	40.00	40.00	50.00	40.00
Tomato Ketchup MITCHELLS/NATIONAL 1 kg Polybag	Each	280.00	255.00	250.00	240.00	250.00
Pickle MITCHELLS/NATIONAL Bottle (340 gm-400 gm)	Each	145.00	160.00	160.00	160.00	150.00
Ginger (Adrak)	500 gm	180.00	160.00	178.32	200.00	165.00
Custard Powder RAFHAN 300 gm Packet	Each	100.00	100.00	109.00	100.00	100.00
Tea Lipton Yellow Label 190 gm Packet	Each	230.00	230.00	230.00	230.00	230.00
Cold Drink (PEPSI/COCA-COLA) 1.5 Liter Bottle	Each	100.00	100.00	100.00	100.00	100.00
Fruit Juice Small Packet 250 ml	Each	30.00	25.00	20.00	25.00	20.00
Mineral Water NESTLE 1.5 Liter	Each	60.00	60.00	60.00	60.00	60.00
JAM-E-SHIREEN Standard Size (800 ml)	1 Bottle	280.00	280.00	280.00	280.00	260.00
Cigarettes Capstan 20'S Packet	Each	80.00	80.00	80.00	80.00	80.00
Cigarettes Gold Leaf 20'S Packet	Each	180.00	180.00	180.00	180.00	180.00
Pan Prepared (Sweet with Beetle Nuts)	Each	40.00	50.00	53.13	30.00	30.00
Long Cloth 57" Gul Ahmed/Al Karam	1 Metre	400.00	350.00	391.42	470.00	375.00
Shirting (Average Quality)	1 Metre	250.00	350.00	315.82	360.00	250.00
Pant Cloth Wash & Wear (Average Quality)	1 Metre	824.26	480.00	782.97	715.00	520.00
Lawn Printed Gul Ahmed/Al Karam	1 Metre	530.00	330.00	459.15	550.00	380.00
Georgette (Average Quality)	1 Metre	246.62	170.00	116.57	300.00	300.00
Linen, Ladies (Average Quality)	1 Metre	166.60	170.00	133.25	370.00	330.00
Heavy Weight Suiting LAWRANCE PUR (Average Quality)	1 Metre	1800.00	0.00	3395.00	1950.00	2000.00
Full Pant Boy Length 24"/26"	Each	616.22	500.00	458.18	675.00	550.00
Shirt Boy Length 24"/26"	Each	350.00	400.00	383.15	510.00	500.00
School Uniform Boys (Pant & Shirt) 24"/26"	Suit	650.00	850.00	716.28	1600.00	1000.00
School Uniform Girls (Kameez & Shalwar) 24"/26"	Suit	550.00	850.00	691.57	1300.00	850.00
Awami Suit Gents Wash & Wear (Average Quality)	Suit	2865.14	1500.00	1165.70	1950.00	1800.00
Women Shalwar Kameez (Average Quality)	Suit	2432.88	1400.00	2995.55	1993.31	2800.00
Pullover Gents Oxford/Bonanza	Each	5190.00	4200.00	4249.42	4000.00	3430.00
Pullover Ladies Oxford/Bonanza	Each	4500.00	3500.00	3466.34	3890.00	2530.00
Pullover Gents (Average Quality)	Each	1200.00	1500.00	1032.28	2200.00	900.00
Tailoring Charges Shirt (Men)	Each	600.00	600.00	682.92	500.00	600.00
Tailoring Charges Pant (Men)	Each	965.49	500.00	1000.00	983.05	800.00
Tailoring Charges Awami Suit (Male)	Suit	765.17	700.00	832.03	883.01	800.00
Tailoring Charges Simple Suit (Female)	Suit	832.03	500.00	716.28	666.26	600.00
Underwear Medium Size (Average Quality)	Each	280.00	200.00	129.27	350.00	240.00
Vest "Baniyan" for Men Average Quality	Each	180.00	200.00	182.97	390.00	230.00
Brassier (Average Quality)	Each	243.29	200.00	173.27	580.00	280.00
Socks Nylon Local (Average Quality)	Pair	123.24	120.00	133.25	196.61	130.00
Dopatta Georgette (Average Quality)	Each	265.66	270.00	333.13	550.00	700.00
Dopatta Cotton (Average Quality)	Each	400.00	250.00	350.00	530.00	350.00
Chaddar (Wash-n-Wear) (2x2.5 Meter)	Each	782.97	350.00	466.08	750.00	600.00
Washing Charges Pant and Shirt Both	Each	200.00	150.00	133.25	96.55	153.26
Dry Cleaning Charges Pant Coat Both	Suit	550.00	400.00	483.19	503.31	600.00

Contd.

7.10 Intercity Consumer Prices (Urban) May, 2021

Description	Unit	Sargodha	Mianwali	Bahawalpur	Bahawalnagar	R.Y. Khan
Washing Charges Shalwar Kameez	Suit	140.00	70.00	123.24	70.00	112.92
Gents Shoes Paul Bata	Pair	2199.00	2199.00	2199.00	2199.00	2199.00
Gents Sandal Bata	Pair	1199.00	1199.00	1199.00	1199.00	1199.00
Gents Sponge Chappal Bata	Pair	249.00	249.00	249.00	249.00	249.00
Ladies Sandal Bata	Pair	599.00	599.00	599.00	599.00	599.00
Ladies Sponge Chappal Bata	Pair	199.00	199.00	199.00	199.00	199.00
Children Shoes Power Lite Bata	Pair	1499.00	1499.00	1499.00	1499.00	1499.00
Gents Shoes Servis	Pair	1499.00	1499.00	1499.00	1499.00	1499.00
Cheetah 50 Size 3-5 Servis	Pair	1799.00	1799.00	1799.00	1799.00	1799.00
Shoe Repair Full Sole	Pair	150.00	80.00	200.00	100.00	100.00
Shoe Polish Charges	Pair	30.00	20.00	30.00	31.58	30.00
House Rent Combined	Quarterly	8869.00	6909.00	8578.00	7533.00	5560.00
Synthetic Enamel ICI Balti 3.64 Litre	Each	3416.59	2800.00	3495.00	2778.00	3265.00
Cement (Local) 50 kg Bag	Each	600.00	600.00	600.00	621.66	595.00
Bricks New 1st Class	1000 No.	9000.00	7000.00	8329.95	6633.17	6500.00
Cement Blocks (6"x8"x12")	100 No.	0.00	0.00	0.00	0.00	3800.00
Bajri	100 cu ft	5000.00	4500.00	6662.57	8000.00	6900.00
Sand (Black Pit)	100 cu ft	2000.00	3000.00	3533.02	2983.24	2400.00
Iron Bars (M.S. BAR) 1/2 " 40 Grade	1 Ton	126292.65	130000.00	135000.00	132000.00	128000.00
Painter Wage Rate	Per Day	1200.00	1200.00	1000.00	950.00	900.00
Mason Wage Rate	Per Day	1297.43	1200.00	1132.37	1065.60	1000.00
Unskilled Labor Wage Rate	Per Day	782.97	600.00	632.89	600.00	550.00
Plumber Wage Rate	Per Day	1500.00	1200.00	1000.00	800.00	900.00
Electrician Charges	Per Point	160.00	160.00	120.00	106.56	100.00
Water Charges Per House	Monthly	125.00	100.00	0.00	100.00	100.00
Charges for Refuse/Waste Collection	Monthly	181.71	300.00	0.00	0.00	190.00
Electricity Charges upto 50 Units	Per Unit	5.98	5.98	5.98	5.98	5.98
Electricity Charges 51-100 Units	Per Unit	9.68	9.68	9.68	9.68	9.68
Electricity Charges 101-300 Units	Per Unit	12.12	12.12	12.12	12.12	12.12
Electricity Charges 301-700 Units	Per Unit	13.61	13.61	13.61	13.61	13.61
Electricity Charges Above 700 Units	Per Unit	20.01	20.01	20.01	20.01	20.01
Electricity Charges Combined	Per Unit	12.28	12.28	12.28	12.28	12.28
Gas Charges upto 3.3719 MMBTU	MMBTU	141.57	0.00	141.57	141.57	141.57
Gas Charges 3.3719 - 6.7438 MMBTU	MMBTU	162.00	0.00	162.00	162.00	162.00
Gas Charges 6.7438 - 10.1157 MMBTU	MMBTU	351.00	0.00	351.00	351.00	351.00
Gas Charges 10.1157 - 13.4876 MMBTU	MMBTU	555.10	0.00	555.10	555.10	555.10
Gas Charges Above 13.4876 MMBTU	MMBTU	1141.26	0.00	1141.26	1141.26	1141.26
Gas Charges Combined	MMBTU	470.23	0.00	470.23	470.23	470.23
LPG 11.67 kg Cylinder	Each	1100.00	1100.00	1100.00	1200.00	1300.00
Firewood Whole	40 kg	666.26	450.00	766.31	1000.00	480.00
Chair Sheesham Wood with Arm	Each	4800.00	3000.00	3659.31	8000.00	2500.00
Chair Plastic (Chairman) (Average Quality)	Each	1432.57	1800.00	1632.66	1250.00	1000.00
Central Table Set with Glass Top	Set	17665.10	21000.00	12324.48	23000.00	12000.00
Sofa Set Five Seater	Set	22985.50	30000.00	35330.21	48000.00	20000.00
Dining Table wit Glass Top and Six Chairs (Average Quality)	Set	45000.00	23500.00	51614.01	50000.00	33000.00
Cot Iron (Charpai)	Each	2800.00	3000.00	4265.64	3666.59	2500.00
Steel Almirah	Each	18000.00	12500.00	16326.62	18000.00	8000.00
Mattress Foam Single Bed Molty/Diamond (4" Thick)	Each	10700.00	8500.00	12100.00	9500.00	6000.00
Tube Light Philips 40 Watt	Each	260.00	110.00	266.50	200.00	270.00
Energy Saver Philips 14 Watt	Each	260.00	150.00	200.00	203.28	220.00
Plain Carpet	1 sq ft	70.00	70.00	26.57	60.00	45.00
Readymade Quilt (3 kg)	Each	3000.00	1700.00	1565.95	1616.50	750.00
Blanket Single (SN)	Each	3226.86	3200.00	2656.65	3883.26	2500.00
Bed Sheet Single (Superior Quality)	Each	916.37	800.00	1766.03	1400.00	550.00
Bed Sheet Double with two Pillow Covers (Superior Quality)	Set	1800.00	1100.00	2931.79	3000.00	1900.00
Towel Medium Size (3' x 2')	Each	286.51	300.00	265.66	816.33	330.00
Ceiling Fan 56" Pak/Younas/Millat	Each	6000.00	4700.00	5000.00	4966.44	4000.00
Refrigerator Dawlance/Pel 10 Cubic feet Double Door	Each	35332.54	47000.00	42650.00	44700.00	36000.00
Split Air Conditioner Orient/LG/Dawlance 1.5 Ton	Each	72000.00	65000.00	63300.00	87000.00	60000.00
Air Cooler Super Asia ECM-4000/JC-1000	Each	19000.00	19800.00	22165.42	20000.00	15500.00
Washing Machine with Spinner (Super Asia or Similar Brand) (SN)	Each	20500.00	19000.00	22100.00	20000.00	17200.00

Contd.

7.10 Intercity Consumer Prices (Urban) May, 2021

Description	Unit	Sargodha	Mianwali	Bahawalpur	Bahawalnagar	R.Y. Khan
Sewing Machine (SN) Without Cover	Each	7000.00	5210.00	10163.96	8500.00	8600.00
Geyser Super Asia Large Size 30 Gallons (Gas)	Each	24500.00	24000.00	27500.00	28050.00	17150.00
Electric Iron Dry (National/West Point)	Each	2800.00	3800.00	6500.00	2466.21	2400.00
Frying Pan Non-stick Medium Size Sonex	Each	750.00	700.00	833.00	1100.00	660.00
Water Set (OMROC) 6 Glasses + jug	Set	700.00	900.00	716.28	850.00	500.00
Tea Set Pakistani (China-Ware) Set of 21 Pieces	Set	4500.00	2500.00	3433.01	4283.27	2900.00
Dinner Set Plastic 72 Pieces Super Quality	Set	7500.00	8500.00	11164.20	11800.00	7600.00
Bucket (Balti) Plastic Medium Size	Each	450.00	650.00	458.18	630.00	320.00
Lota Plastic Medium Size (Average Quality)	Each	80.00	80.00	86.18	110.00	80.00
Water Pump Golden Monoblock/Donkey 0.5 H.P	Each	16000.00	9800.00	9800.00	15000.00	7500.00
Sufi Washing Soap 250 gm Cake	Each	60.00	60.00	60.00	50.00	60.00
Surf Excel 500 gm Polybag	Each	160.00	160.00	160.00	180.00	160.00
Express Washing Powder 1 KG Polybag	Each	210.00	210.00	220.00	210.00	210.00
Cleanser Powder Vim 900 gm Polybag	Each	80.00	88.00	80.00	88.00	90.00
Finis 400 ml Bottle	Each	223.28	0.00	200.00	214.57	220.00
Phenyl Tyfon/Finis 2.75 Litre Bottle	Each	206.46	250.00	220.00	220.00	227.00
Harpic 500 ml Bottle	Each	235.00	235.00	235.00	235.00	235.00
Boot Polish Cherry/KIWI 42 ml	Each	203.28	210.00	210.00	210.00	200.00
Robin Blue Liquid 75 ml Bottle	Each	95.00	85.00	90.00	130.00	85.00
Match Box	Each	3.00	4.00	4.00	4.00	3.00
Household Servant Female Part Time	P/ Month	4000.00	2500.00	2154.43	5828.48	1900.00
Sepran Tablets	10 No.	35.00	33.90	31.00	33.90	33.90
Panadol Tablets Plain	10 No.	16.00	15.60	16.00	15.70	15.65
Flagyl Tablets 400 mg	10 No.	22.00	21.65	22.24	22.00	22.24
Ventolin Tablets 2 mg	10 No.	13.20	13.20	14.66	14.60	14.60
Daonil Tablets 5 mg	10 No.	25.33	23.30	23.25	23.90	23.83
Entox Tablets	10 No.	19.00	17.20	17.20	19.00	18.90
CAC 1000 Tablets Sandoz Bottle	Each	180.00	180.00	180.00	180.00	180.00
Amoxil Capsule 250 mg	10 No.	45.30	45.30	45.30	48.40	45.30
Lederplex Syrup Bottle	Each	77.93	77.93	66.00	77.93	77.93
Phenergan Syrup 120 ml Bottle	Each	49.90	45.35	49.89	49.90	49.89
Calpol Syrup 100 ml Bottle	Each	69.00	69.54	69.54	69.60	69.54
Hydryllin Syrup 120 ml Bottle	Each	69.00	69.00	69.00	69.00	69.00
Inderal Tablets 10 mg	10 No.	20.00	19.60	19.65	19.70	19.65
Betnovate-N Ointment 10 gm Tube	Each	40.00	40.00	39.59	39.60	39.60
Johar Joshanda Instant (Sachet) Packet	Each	12.00	12.00	12.00	12.00	12.00
Glaxose-D 400 gm Packet	Each	160.00	160.00	160.00	160.00	160.00
Dettol Medium Bottle	Each	210.00	210.00	210.00	210.00	210.00
Electronic BP Checking Apparatus	Each	3297.03	3800.00	5500.00	3131.89	2400.00
Glucometer	Each	1400.00	2500.00	3433.01	3500.00	1300.00
Doctor (MBBS) Clinic Fee	P/Patient	165.10	500.00	200.00	631.64	400.00
Gynecologist Fee Per Visit	P/Patient	594.39	400.00	1000.00	631.64	600.00
Dental Surgeon Fee Per Visit	P/Patient	500.00	400.00	559.34	400.00	600.00
Dental Extraction Fee	Per Tooth	448.14	500.00	1144.71	531.33	300.00
Urine Test (DR) Charges	Per Test	114.47	200.00	181.71	73.19	100.00
Blood Test (CP) Charges	Per Test	430.89	400.00	500.00	315.82	350.00
Sugar Test (Random/Fasting) Charges of Both	Per Test	100.00	300.00	126.33	100.00	150.00
ECG Charges	Per Test	265.66	300.00	300.00	350.00	200.00
X-RAY (Chest) Charges	Per X-ray	800.00	500.00	416.02	500.00	300.00
Ultrasound Abdominal	Per Test	1000.00	500.00	430.89	466.08	700.00
Physiotherapist Fee Per Visit	P/Patient	600.00	500.00	500.00	315.82	500.00
Cost of Surgery (C-Section)	Per Case	29719.61	25000.00	28231.08	27329.30	25000.00
Car Suzuki 800 cc Without AC	Each	1099000.00	839000.00	846500.00	0.00	839000.00
Car Suzuki 1000 cc	Each	1885000.00	1795000.00	1795000.00	1890000.00	1745000.00
Car Toyota 1300 cc Xli	Each	2653000.00	0.00	2586000.00	0.00	2586000.00
Car Honda Civic Turbo 1.5 VTEC	Each	4713500.00	0.00	0.00	0.00	4763600.00
Motorcycle Honda CD 70	Each	84500.00	84500.00	84500.00	84500.00	84500.00
Motorcycle United/Unique 70 cc	Each	51500.00	51000.00	54666.16	52500.00	50000.00
Bicycle	Each	11000.00	10000.00	10664.09	14158.70	8800.00
Tire Motorcycle CD 70 (Back Wheel)	Each	1250.00	1600.00	1516.48	1316.46	1350.00
Tire Car Mehran Tubeless (General)	Each	4300.00	4400.00	4533.09	4000.00	4300.00

Contd.

7.10 Intercity Consumer Prices (Urban) May, 2021

Description	Unit	Sargodha	Mianwali	Bahawalpur	Bahawalnagar	R.Y. Khan
Petrol Super	Per Litre	106.06	106.06	106.06	106.06	106.06
Hi-Speed Diesel	Per Litre	110.76	110.76	110.76	110.76	110.76
CNG	1 kg/1 Ltr	88.99	88.99	88.75	86.99	87.75
Mobil Oil (Havoline 20w-50)	4 Litres	2740.00	2360.00	2372.00	2460.00	2300.00
Motorcycle Service Charges	Each	120.00	150.00	106.27	96.55	100.00
Car Service Charges	Each	466.08	400.00	365.93	400.00	350.00
Tire Car Puncture Charges	Each	100.00	100.00	100.00	103.23	100.00
Car Tax 800 cc to 1500 cc	Per Year	2775.00	2775.00	2775.00	2775.00	2775.00
Train Fare Economy per Person	Per km	1.09	1.09	1.09	1.09	1.09
Train Fare AC Sleeper per Person	Per km	4.71	4.71	4.71	4.71	4.71
Train Fare AC Lower per Person	Per km	2.59	2.59	2.59	2.59	2.59
Train Fare Business Class per Person	Per km	2.93	2.93	2.93	2.93	2.93
Auto Rickshaw Fare	Minimum	63.16	60.00	86.18	53.13	70.00
Taxi Four Seater Fare	Minimum	60.00	0.00	0.00	110.00	150.00
Bus Fare Minimum Within City	Per Ticket	0.00	0.00	0.00	0.00	0.00
Bus Fare Maximum Within City	Per Ticket	0.00	0.00	0.00	0.00	0.00
Bus Fare Outside City (non AC)	Per km	1.90	1.80	0.93	1.90	1.25
Bus Fare Outside City (AC)	Per km	2.80	2.30	2.26	2.85	1.60
Mini Bus Fare Minimum Within City	Per Ticket	0.00	0.00	0.00	0.00	0.00
Mini Bus Fare Maximum Within City	Per Ticket	0.00	0.00	0.00	0.00	0.00
Suzuki Fare Minimum Within City	Per Ticket	20.00	20.00	11.00	13.10	0.00
Suzuki Fare Maximum Within City	Per Ticket	20.00	25.00	20.00	30.00	0.00
Air Fare Economy Class Per Kilometer (National Average)	Per Person	16.56	16.56	16.56	16.56	16.56
Courier Charges Minimum Within Zone Outside City (TCS)	P/Envelope	250.00	200.00	230.00	200.00	200.00
Mobile Set with Rear Camera and Without Touch Screen	Each	2816.57	3500.00	5500.00	3666.59	3300.00
Telephone Call Charges	P/Minute	1.79	1.79	1.79	1.79	1.79
Internet Charges (DSL) 1 MB (Unlimited)	Per Month	2148.52	2148.52	2148.52	2148.52	2148.52
Mobile Call Charges	Per Unit	2.99	2.99	2.99	2.99	2.99
LED Sony/Samsung 32" Colored	Each	40000.00	36000.00	39832.63	37000.00	38800.00
Personal Computer with LED Monitor (17") DELL/HP/ACER CORE i5	Each	60000.00	55000.00	0.00	63000.00	55000.00
Laptop DELL/HP/ACER Core i5, Display (14'-15')	Each	80000.00	50000.00	0.00	51324.60	64000.00
Recreational Park Charges (Minimum Playland Ticket)	Per Person	33.02	20.00	11.29	0.00	40.00
Cable Charges	Per Month	300.00	250.00	300.00	350.00	300.00
English Book Class VI	Each	93.00	82.00	82.00	82.00	82.00
English Book Class IX and X	Each	157.00	137.00	137.00	137.00	137.00
English Book Class XI Complete Set	Each	103.00	87.00	81.00	82.00	81.00
English Book BA/B.SC	Each	125.00	285.00	290.00	260.00	200.00
Urdu Book Class V (Text Book Board)	Each	101.00	62.00	62.00	62.00	62.00
Urdu Book Class IX and X (Text Book Board)	Each	169.00	148.00	148.00	148.00	148.00
Urdu Book Class XI/Inter	Each	64.00	55.00	51.00	51.00	55.00
Urdu Book BA/B.SC	Each	140.00	140.00	140.00	140.00	140.00
Mathematics Book Class V (Text Book Board)	Each	109.00	83.00	83.00	83.00	83.00
Mathematics Book Class IX and X (Text Book Board)	Each	282.00	287.00	250.00	288.00	258.00
Mathematics Book Class XI (Text Book Board)	Each	183.00	162.00	150.00	162.00	150.00
Newspaper Daily Dawn	Each	25.00	25.00	25.00	25.00	25.00
Newspaper Daily Jang	Each	20.00	20.00	20.00	20.00	20.00
Akhbar-e-Jehan Weekly	Each	70.00	70.00	70.00	70.00	70.00
MAG THE WEEKLY (Magazine)	Each	50.00	50.00	50.00	50.00	50.00
Exercise Book (with Lines) 80 to 100 Pages	Each	80.00	70.00	73.19	85.00	90.00
Lead Pencil Goldfish	Each	10.00	10.00	7.00	10.00	10.00
Pen Ink Dollar 57 ml Bottle	Each	30.00	30.00	20.00	30.00	23.75
Photostat Paper 70 gm	Packet	513.31	550.00	480.00	600.00	560.00
Ballpoint Pen Local	Each	10.00	10.00	5.00	8.00	12.00
Private School Fee English Medium Average Standard (Class I)	Per Month	1800.00	1598.33	3882.91	1881.44	1600.00
Private School Fee English Medium Average Standard (Class V)	Per Month	2000.00	2200.00	3882.91	1930.98	2100.00
Private School Fee English Medium Average Standard (Class VI)	Per Month	2000.00	2700.00	3889.75	1930.98	2400.00
Private School Fee English Medium Average Standard (Class X)	Per Month	3065.24	3095.00	3889.75	2200.55	2600.00
Government College Fee First Year	Per Month	50.00	50.00	50.00	50.00	50.00

Contd.

7.10 Intercity Consumer Prices (Urban) May, 2021

Description	Unit	Sargodha	Mianwali	Bahawalpur	Bahawalnagar	R.Y. Khan
Private College Fee First Year	Per Month	6229.96	4933.00	2796.72	3324.70	3000.00
Coaching Fee for Class IX/X Science Group	Per Subject	600.00	2600.00	1500.00	1100.00	700.00
Coaching Fee for Class XI/XII Science Group	Per Subject	1329.88	4000.00	1650.96	1500.00	1200.00
Coaching Fee for Class XI/XII Commerce Group	Per Subject	1200.00	4000.00	1500.00	1500.00	1000.00
Government University Fee M.S.c / M.A.	Per Month	1907.00	2017.00	1333.00	1000.00	1000.00
Tuition Fee Private University M.Sc./M.A	Per Month	7333.00	0.00	0.00	0.00	3000.00
Government Medical College/University Tuition Fee for MBBS (1st year)	Per Month	3054.00	0.00	1250.00	0.00	1250.00
Private Medical College/University Tuition Fee for MBBS (1st year)	Per Month	0.00	0.00	0.00	0.00	0.00
Government Engineering University Tuition Fee for BE (1st year)	Per Month	0.00	0.00	2166.67	0.00	5833.00
Private Engineering University Tuition Fee for BE (1st year)	Per Month	5833.00	0.00	0.00	0.00	0.00
Vocational Training Basic Computer Short Course Fee (3 Months)	Per Course	3500.00	0.00	4326.75	0.00	5000.00
Bread Tandoori Standard Size	Each	12.00	8.00	6.32	10.00	8.00
Cooked Chicken at Average Hotel	Per Plate	180.00	150.00	143.26	130.00	130.00
Cooked Beef at Average Hotel	Per Plate	150.00	150.00	173.07	140.00	110.00
Cooked Daal at Average Hotel	Per Plate	70.00	80.00	80.00	96.55	70.00
Chicken Biryani Full/Double	Per Plate	180.00	170.00	163.27	380.00	120.00
Tea Prepared Ordinary	Per Cup	30.00	25.00	26.57	30.00	30.00
Pizza Chicken Medium Size (Average Quality)	Each	600.00	750.00	691.57	650.00	500.00
Burger with Shami Kabab (Average Quality)	Each	76.52	70.00	63.16	63.16	60.00
Chicken Roast (Full) (Average Quality)	Each	600.00	700.00	632.89	716.28	500.00
Seekh Kabab (Beef) (Average Quality)	1 Dozen	600.00	600.00	998.44	713.27	480.00
Marriage Hall Charges with Furniture	Per Head	200.00	200.00	103.23	233.29	200.00
Marriage Hall Service Charges with Food (Average Meal)	Per Head	693.27	900.00	836.63	750.00	500.00
Government Hostel Accommodation Fee for Intermediate College per Student	Per Month	10.00	100.00	20.00	1200.00	20.00
Private Hostel Accommodation Fee for Intermediate College per Student	Per Month	3932.19	5500.00	3324.70	3000.00	2500.00
Hair Cut Charges for Men	Per Cut	150.00	80.00	93.22	150.00	80.00
Hair Style Charges (at Average Beauty Parlor)	Per Style	350.00	250.00	386.55	400.00	400.00
Shaving Charges	Per Shave	60.00	50.00	62.57	53.13	40.00
Electric Hair Straightener (PHILIPS)	Each	1600.00	0.00	2500.00	2032.79	3850.00
Toilet Soap LUX 75 gm	Each	45.00	48.21	48.21	57.00	42.85
Toilet Soap LIFEBOUY 115 gm	Each	47.00	46.82	51.00	47.00	46.82
Tooth Paste COLGATE 75 gm	Each	95.00	110.00	100.00	110.00	110.00
Tooth Brush (SHIELD)	Each	60.00	50.00	30.00	60.00	35.00
Hair Color (KALA KOLA)	Tube	170.00	160.00	160.00	160.00	160.00
Hair Removing Cream (EU-Cream) 30ml Tube	Each	70.00	80.00	85.00	120.00	85.00
Shaving Cream (TOUCHME large/ADMIRAL)	Tube	100.00	90.00	80.00	90.00	80.00
Blade Treet Ordinary (10 no. Packet)	Each	40.00	50.00	40.00	50.00	35.00
Disposable Razor Gillette Blue II	Each	55.00	60.00	60.00	65.00	65.00
Shampoo Sun silk/Pantene 90 ml Bottle	Each	116.47	123.75	110.00	132.00	123.75
Lipstick Swiss Miss/Medora (Medium)	Each	180.00	140.00	180.00	180.00	170.00
Nail Polish Swiss Miss/Medora (Medium)	Each	160.00	100.00	150.00	120.00	100.00
Perfume Medium Size Broche/Medora	Each	300.00	160.00	300.00	400.00	290.00
Face Cream Ponds Medium Size (Cold)	Each	140.00	150.00	140.00	150.00	160.00
Talcum Powder Viceroy/Black Cat Large Size	Each	220.00	200.00	220.00	220.00	210.00
Hair Oil (Kala Kola hair tonic)	200 ml	250.00	190.00	250.00	250.00	250.00
Tissue Paper Perfumed Box 100 napkins	Each	180.00	160.00	150.00	180.00	140.00
Pampers (Medium Size)	Small Packet	480.00	440.00	450.00	351.66	360.00
Gold Tezabi 24 Carett	10 gm	90877.00	89900.00	90277.00	86500.00	87877.00
Silver Tezabi 24 Carett	10 gm	1200.00	1350.00	1225.00	1249.33	1174.00
Wall Clock Quartz (Average Quality)	Each	932.17	800.00	1132.37	1716.51	800.00
Artificial Jewelry (Locket Set) (Average Quality)	Each	1000.00	1200.00	365.93	1500.00	550.00
Suitcase Ragzine (24"x16"x6") (Average Quality)	Each	3000.00	2200.00	1864.34	2250.00	1550.00
Trunk Medium Size (Average Quality)	Each	2865.14	2500.00	2500.00	1900.00	1600.00
Purse Ladies Medium Size (Average Quality)	Each	1616.50	1200.00	1132.37	1650.00	1200.00

7.10 Intercity Consumer Prices (Urban) May, 2021

Description	Unit	Karachi	Hyder- abad	Nawab- shah	Mirpurkas	Sukkar	Larkana	Dadu
Wheat	10 kg	580.00	531.66	500.00	500.00	475.00	493.31	500.00
Wheat Flour (Fine/Superior Quality)	1 kg	72.67	77.88	65.33	75.00	62.00	64.66	65.00
Wheat Flour (Average Quality)	1 kg	65.23	65.41	60.00	60.00	57.00	62.66	60.00
Wheat Flour Bag	20 kg	1311.77	1288.29	1183.32	1200.00	1140.00	1166.63	1100.00
Suji	1 kg	87.79	81.58	79.33	75.00	75.00	83.30	80.00
Vermicelli (Packet)	1 kg	146.11	119.13	96.55	130.00	100.00	86.53	150.00
Besan	1 kg	168.22	157.44	161.65	150.00	146.59	169.95	160.00
Rice Basmati (Superior Quality)	1 kg	203.66	176.60	161.65	170.00	153.26	141.53	200.00
Rice Basmati 385/386	1 kg	113.69	94.04	101.64	100.00	93.22	113.24	120.00
Rice Basmati Broken (Average Quality)	1 kg	108.91	92.40	113.24	80.00	100.00	126.03	70.00
Rice IRR1-6/9 (Sindh/Punjab)	1 kg	78.45	77.88	73.29	80.00	60.00	94.91	70.00
Bread plain (Medium Size)	Each	65.00	60.00	60.00	80.00	70.00	70.00	65.00
Rusk (Papay) (Average Quality)	1 kg	274.67	218.26	250.00	240.00	246.49	266.40	380.00
Biscuit Bakery (Loose, Average Quality)	250 gm	127.51	96.45	100.00	100.00	80.00	150.00	70.00
Samosa (Vegetable, Average Quality)	Each	16.60	12.69	10.63	20.00	15.00	20.00	15.00
Nimko (Loose, Average Quality)	250 gm	101.66	84.59	98.30	85.00	75.00	150.00	80.00
Beef with Bone (Average Quality)	1 kg	647.23	524.40	550.00	400.00	500.00	483.19	500.00
Mutton (Average Quality)	1 kg	1157.98	1140.61	1100.00	1000.00	960.00	983.05	1000.00
Chicken Farm Broiler (Live)	1 kg	341.77	332.07	276.63	315.00	320.00	276.63	325.00
Fish Rahu (Medium Size)	1 kg	368.21	357.88	364.98	400.00	269.62	341.46	300.00
Milk fresh (Un-boiled)	1 Litre	128.75	115.73	100.00	110.00	110.00	114.93	110.00
Milk Tetra Pack 1 Litre (MILK PAK/HALEEB/OLPERS)	Each	160.00	160.00	150.00	155.00	155.00	170.00	170.00
Curd	1 kg	196.83	160.00	140.00	130.00	120.00	120.00	120.00
LACTOGEN 400 gm Packet	Each	600.00	580.00	600.00	620.00	580.00	580.00	600.00
Powdered Milk NIDO 390 gm Polybag	Each	488.70	489.90	490.00	480.00	480.00	490.00	480.00
Eggs Farm	Dozen	150.00	149.97	151.65	130.00	140.00	132.99	150.00
Butter Local Packed 50 gm	Each	50.00	45.00	50.00	50.00	40.00	63.29	50.00
Mustard Oil (Average Quality)	1 kg	290.36	272.46	256.62	260.00	260.00	313.19	280.00
Cooking Oil DALDA or Other Similar Brand (SN), 5 Litre Tin	Each	1540.00	1540.00	1570.00	1595.00	1540.00	1540.00	1495.00
Vegetable Ghee DALDA/HABIB 2.5 kg Tin	Each	775.00	775.00	790.00	770.00	775.00	775.00	760.00
Vegetable Ghee DALDA/HABIB or Other superior Quality 1 kg Pouch	Each	303.00	303.00	314.00	310.00	303.00	305.00	300.00
Almonds (Badam) Kaghazi with Shell (Average Quality)	1 kg	1062.23	932.17	983.05	950.00	1032.28	1800.00	1600.00
Groundnuts (Moong Phali) with shell	1 kg	338.74	189.87	378.33	220.00	300.00	250.00	220.00
Kinnu (Average Quality)	1 Dozen	271.68	0.00	113.24	0.00	0.00	106.27	400.00
Apple (Average Quality)	1 kg	171.64	156.54	186.43	150.00	165.10	181.71	160.00
Peach (Average Quality)	1 kg	0.00	0.00	0.00	0.00	0.00	0.00	0.00
Grapes (Angoor) (Average Quality)	1 kg	0.00	0.00	0.00	0.00	0.00	0.00	0.00
Bananas (Kela) Local	1 Dozen	158.75	145.75	66.49	80.00	80.00	92.83	80.00
Mango Kalmi (Average Quality)	1 kg	174.51	0.00	126.58	0.00	181.71	0.00	150.00
Guava (Amrood) (Average Quality)	1 kg	0.00	0.00	0.00	0.00	0.00	0.00	0.00
Watermelon (Turbooz)	1 kg	44.57	50.76	43.09	40.00	33.02	26.21	30.00
Muskmelon (Kharbuza)	1 kg	68.74	62.35	41.60	50.00	60.00	53.13	50.00
Pulse Masoor (Washed)	1 kg	159.34	147.44	150.00	130.00	143.26	130.00	160.00
Pulse Moong (Washed)	1 kg	246.85	229.93	253.29	220.00	233.29	240.00	240.00
Pulse Mash (Washed)	1 kg	255.92	236.62	221.65	240.00	243.29	240.00	280.00
Pulse Gram	1 kg	158.40	146.59	166.60	140.00	143.26	140.00	160.00
Gram Whole Black (Average Quality)	1 kg	154.46	138.28	131.65	130.00	140.00	159.95	130.00
Gram Whole Yellow (Average Quality)	1 kg	166.71	151.51	158.32	180.00	160.00	179.95	160.00
Beans Red/White (Lobia)	1 kg	286.52	246.49	176.60	180.00	186.43	191.65	220.00
Potatoes	1 kg	40.54	35.48	33.25	30.00	40.00	32.65	40.00
Chips (Loose)	250 gm	123.13	114.65	98.30	85.00	80.00	150.00	90.00
Onions	1 kg	32.85	27.81	29.72	30.00	20.00	29.32	20.00
Tomatoes	1 kg	35.68	25.90	26.57	30.00	26.21	11.29	15.00
Turnip (Shalgham)	1 kg	0.00	0.00	0.00	0.00	0.00	0.00	0.00
Radish (Mooli)	1 kg	0.00	0.00	0.00	0.00	0.00	0.00	0.00
Cauliflower (Phool Gobhi)	1 kg	0.00	0.00	0.00	0.00	0.00	0.00	0.00
Bottlegourd (Loki)	1 kg	66.93	50.42	63.16	40.00	30.00	46.42	30.00
Lady Finger (Bhindi)	1 kg	93.46	89.44	58.28	50.00	60.00	36.34	30.00
Peas (Matar)	1 kg	0.00	0.00	0.00	0.00	0.00	0.00	0.00
Spinach (Paalak)	1 kg	0.00	0.00	0.00	0.00	0.00	0.00	0.00
Tinda	1 kg	87.94	94.57	56.46	70.00	50.00	56.46	40.00

Contd.

7.10 Intercity Consumer Prices (Urban) May, 2021

Description	Unit	Karachi	Hyder- abad	Nawab- shah	Mirpurkas	Sukkar	Larkana	Dadu
Turai	1 kg	67.00	53.94	31.58	80.00	30.00	36.34	30.00
Karela	1 kg	87.35	72.68	56.46	60.00	40.00	36.34	40.00
Chilies (Green)	250 gm	35.40	16.81	36.59	20.00	18.17	11.29	10.00
Carrot (Gajar)	1 kg	0.00	0.00	0.00	0.00	0.00	0.00	0.00
Cucumber (Kheera)	1 kg	60.21	57.33	43.27	60.00	50.00	36.34	40.00
Lemon	250 gm	111.68	119.72	56.46	75.00	60.00	68.29	80.00
Garlic (Lehsun)	1 kg	224.07	136.45	200.00	200.00	153.26	146.37	140.00
Sugar Refined	1 kg	102.08	97.67	96.33	100.00	96.00	98.66	100.00
Gur (Average Quality)	1 kg	142.06	131.29	118.31	150.00	123.24	111.49	120.00
Honey MARHABA Bottle 500 gm	Each	450.00	450.00	450.00	500.00	400.00	450.00	500.00
Sweetmeat (Mixed Mithai)	1 kg	707.31	485.35	473.31	500.00	457.89	536.65	500.00
Ice Cream Walls Cup (Large Size)	Each	60.00	60.00	58.28	60.00	55.00	60.00	50.00
Cumin seed (Zeera) White NATIONAL 50 gm Packet	Each	80.00	75.00	75.00	75.00	75.00	95.00	75.00
Pepper Black NATIONAL 50 gm Packet	Each	110.00	120.00	120.00	110.00	110.00	125.00	110.00
Coriander Seed Powder NATIONAL 200 gm Packet	Each	180.00	180.00	180.00	170.00	180.00	140.00	170.00
Cardamom Large (Loose) (Average Quality)	50 gm	142.05	119.86	123.24	100.00	120.00	115.00	100.00
Cardamom Small (Average Quality)	50 gm	376.28	346.63	253.29	220.00	313.19	450.00	250.00
Salt Powdered (NATIONAL/SHAN) 800 gm Packet	Each	30.00	30.00	30.00	30.00	30.00	35.00	30.00
Chilies Powder NATIONAL 200 gm Packet	Each	380.00	380.00	380.00	380.00	380.00	380.00	380.00
Turmeric Powder NATIONAL 50 gm Packet	Each	40.00	40.00	40.00	40.00	40.00	45.00	40.00
Tomato Ketchup MITCHELLS/NATIONAL 1 kg Polybag	Each	230.00	250.00	240.00	220.00	250.00	245.00	270.00
Pickle MITCHELLS/NATIONAL Bottle (340 gm-400 gm)	Each	160.00	160.00	145.00	160.00	145.00	120.00	150.00
Ginger (Adrak)	500 gm	170.62	173.07	243.29	200.00	160.00	193.10	140.00
Custard Powder RAFHAN 300 gm Packet	Each	100.00	109.09	95.00	95.00	109.09	105.00	100.00
Tea Lipton Yellow Label 190 gm Packet	Each	230.00	230.00	230.00	220.00	230.00	242.00	230.00
Cold Drink (PEPSI/COCA-COLA) 1.5 Liter Bottle	Each	110.00	110.00	100.00	110.00	100.00	100.00	110.00
Fruit Juice Small Packet 250 ml	Each	20.00	25.00	36.59	20.00	30.00	20.00	25.00
Mineral Water NESTLE 1.5 Liter	Each	60.44	60.00	60.00	60.00	60.00	60.00	60.00
JAM-E-SHIREEN Standard Size (800 ml)	1 Bottle	280.00	280.00	280.00	280.00	280.00	240.00	280.00
Cigarettes Capstan 20'S Packet	Each	90.00	82.39	81.63	80.00	80.00	90.00	90.00
Cigarettes Gold Leaf 20'S Packet	Each	180.00	180.00	181.65	190.00	180.00	190.00	180.00
Pan Prepared (Sweet with Beetle Nuts)	Each	22.90	36.59	33.25	20.00	25.00	40.00	20.00
Long Cloth 57" Gul Ahmed/AI Karam	1 Metre	300.00	350.00	310.00	200.00	375.00	355.00	350.00
Shirting (Average Quality)	1 Metre	257.00	173.27	223.28	140.00	165.10	260.00	140.00
Pant Cloth Wash & Wear (Average Quality)	1 Metre	433.61	400.00	450.00	400.00	700.00	415.00	250.00
Lawn Printed Gul Ahmed/AI Karam	1 Metre	410.02	350.00	400.00	290.00	393.00	520.00	400.00
Georgette (Average Quality)	1 Metre	160.22	130.00	236.62	153.26	150.00	250.00	130.00
Linen, Ladies (Average Quality)	1 Metre	207.65	150.00	156.59	193.28	165.10	330.00	130.00
Heavy Weight Suiting LAWRANCE PUR (Average Quality)	1 Metre	3400.00	3000.00	0.00	1500.00	1800.00	1733.17	0.00
Full Pant Boy Length 24"/26"	Each	737.57	600.00	866.35	800.00	631.64	460.00	1300.00
Shirt Boy Length 24"/26"	Each	577.53	450.00	800.00	600.00	531.33	516.14	1200.00
School Uniform Boys (Pant & Shirt) 24"/26"	Suit	1131.34	924.02	932.17	900.00	1032.28	1000.00	870.00
School Uniform Girls (Kameez & Shalwar) 24"/26"	Suit	1007.96	800.00	900.00	800.00	1132.37	750.00	830.00
Awami Suit Gents Wash & Wear (Average Quality)	Suit	1841.17	1600.00	1600.00	1500.00	1400.00	1332.51	1500.00
Women Shalwar Kameez (Average Quality)	Suit	1674.93	1532.62	1639.94	1550.00	1328.32	1516.48	1350.00
Pullover Gents Oxford/Bonanza	Each	5250.00	4290.00	3232.99	2000.00	4000.00	3639.89	4500.00
Pullover Ladies Oxford/Bonanza	Each	5150.00	3990.00	3000.00	1800.00	4500.00	3000.00	4600.00
Pullover Gents (Average Quality)	Each	1112.04	1062.66	1565.95	800.00	1200.00	1016.40	1532.62
Tailoring Charges Shirt (Men)	Each	522.25	462.01	466.08	350.00	600.00	500.00	400.00
Tailoring Charges Pant (Men)	Each	827.02	1037.49	816.33	500.00	900.00	566.19	631.64
Tailoring Charges Awami Suit (Male)	Suit	842.05	844.71	748.89	600.00	800.00	832.03	631.64
Tailoring Charges Simple Suit (Female)	Suit	818.32	604.91	648.72	700.00	800.00	816.33	400.00
Underwear Medium Size (Average Quality)	Each	211.80	194.06	186.43	150.00	200.00	176.60	80.00
Vest "Baniyan" for Men Average Quality	Each	185.29	199.15	160.00	180.00	165.10	220.00	150.00
Brassier (Average Quality)	Each	244.62	200.00	283.06	180.00	165.10	200.00	150.00
Socks Nylon Local (Average Quality)	Pair	103.37	120.00	128.31	120.00	109.54	150.00	100.00
Dopatta Georgette (Average Quality)	Each	281.30	250.00	350.00	500.00	315.82	500.00	350.00
Dopatta Cotton (Average Quality)	Each	291.11	250.00	344.98	450.00	315.82	500.00	300.00
Chaddar (Wash-n-Wear) (2x2.5 Meter)	Each	520.93	531.33	1200.00	450.00	500.00	550.00	1200.00
Washing Charges Pant and Shirt Both	Each	84.56	133.58	80.00	120.00	150.00	113.24	100.00
Dry Cleaning Charges Pant Coat Both	Suit	340.21	400.00	300.00	250.00	500.00	321.61	400.00

Contd.

7.10 Intercity Consumer Prices (Urban) May, 2021

Description	Unit	Karachi	Hyder- abad	Nawab- shah	Mirpurkas	Sukkar	Larkana	Dadu
Washing Charges Shalwar Kameez	Suit	85.02	103.09	96.55	100.00	120.00	100.00	70.00
Gents Shoes Paul Bata	Pair	2199.00	2199.00	2199.00	2199.00	2199.00	2199.00	2199.00
Gents Sandal Bata	Pair	1199.00	1199.00	1199.00	1199.00	1199.00	1199.00	1199.00
Gents Sponge Chappal Bata	Pair	249.00	249.00	249.00	249.00	249.00	249.00	249.00
Ladies Sandal Bata	Pair	599.00	599.00	599.00	599.00	599.00	599.00	599.00
Ladies Sponge Chappal Bata	Pair	199.00	199.00	199.00	199.00	199.00	199.00	199.00
Children Shoes Power Lite Bata	Pair	1499.00	1499.00	1499.00	1499.00	1499.00	1499.00	1499.00
Gents Shoes Servis	Pair	1499.00	1499.00	1499.00	1499.00	1499.00	1499.00	1499.00
Cheetah 50 Size 3-5 Servis	Pair	1799.00	1799.00	1799.00	1799.00	1799.00	1799.00	1799.00
Shoe Repair Full Sole	Pair	145.98	200.00	83.20	80.00	177.84	300.00	150.00
Shoe Polish Charges	Pair	30.00	30.00	30.00	20.00	30.00	50.00	30.00
House Rent Combined	Quarterly	11711.00	12249.00	7000.00	6383.00	7410.00	10357.00	4437.00
Synthetic Enamel ICI Balti 3.64 Litre	Each	3200.00	3495.00	2250.00	2450.00	1950.00	2533.22	1900.00
Cement (Local) 50 kg Bag	Each	671.16	640.00	630.00	680.00	603.31	623.26	635.00
Bricks New 1st Class	1000 No.	15000.00	6932.69	7100.00	5800.00	7500.00	6966.03	6000.00
Cement Blocks (6"x8"x12")	100 No.	3590.54	0.00	4116.60	0.00	0.00	0.00	0.00
Bajri	100 cu ft	5570.87	4000.00	2583.23	5200.00	4000.00	3764.79	2800.00
Sand (Black Pit)	100 cu ft	5012.68	1864.34	1833.18	0.00	2000.00	1748.54	2000.00
Iron Bars (M.S. BAR) 1/2 " 40 Grade	1 Ton	125332.45	128000.00	130000.00	126000.00	125000.00	124000.00	127000.00
Painter Wage Rate	Per Day	1441.58	1263.27	650.00	1000.00	1062.66	711.38	700.00
Mason Wage Rate	Per Day	1500.00	1247.15	1200.00	1200.00	1062.66	1114.95	1292.66
Unskilled Labor Wage Rate	Per Day	1000.00	800.00	616.22	600.00	564.62	548.48	600.00
Plumber Wage Rate	Per Day	1472.04	1500.00	916.37	1000.00	1062.66	1114.95	1000.00
Electrician Charges	Per Point	253.24	250.00	200.00	150.00	165.10	129.27	100.00
Water Charges Per House	Monthly	221.00	230.00	30.00	20.00	57.50	0.00	35.00
Charges for Refuse/Waste Collection	Monthly	231.30	215.44	232.08	165.10	350.00	400.00	0.00
Electricity Charges upto 50 Units	Per Unit	5.98	5.98	5.98	5.98	5.98	5.98	5.98
Electricity Charges 51-100 Units	Per Unit	9.68	9.68	9.68	9.68	9.68	9.68	9.68
Electricity Charges 101-300 Units	Per Unit	12.12	12.12	12.12	12.12	12.12	12.12	12.12
Electricity Charges 301-700 Units	Per Unit	13.61	13.61	13.61	13.61	13.61	13.61	13.61
Electricity Charges Above 700 Units	Per Unit	20.01	20.01	20.01	20.01	20.01	20.01	20.01
Electricity Charges Combined	Per Unit	12.28	12.28	12.28	12.28	12.28	12.28	12.28
Gas Charges upto 3.3719 MMBTU	MMBTU	141.57	141.57	141.57	141.57	141.57	141.57	141.57
Gas Charges 3.3719 - 6.7438 MMBTU	MMBTU	162.20	162.20	162.20	162.20	162.20	162.20	162.20
Gas Charges 6.7438 - 10.1157 MMBTU	MMBTU	351.00	351.00	351.00	351.00	351.00	351.00	351.00
Gas Charges 10.1157 - 13.4876 MMBTU	MMBTU	555.10	555.10	555.10	555.10	555.10	555.10	555.10
Gas Charges Above 13.4876 MMBTU	MMBTU	1141.26	1141.26	1141.26	1141.26	1141.26	1141.26	1141.26
Gas Charges Combined	MMBTU	470.23	470.23	470.23	470.23	470.23	470.23	470.23
LPG 11.67 kg Cylinder	Each	1168.78	1283.92	1050.00	1550.00	1400.40	1283.70	1400.40
Firewood Whole	40 kg	689.08	650.00	439.92	700.00	500.00	500.00	500.00
Chair Sheesham Wood with Arm	Each	2165.78	2665.03	2100.00	1200.00	3597.27	3349.75	2500.00
Chair Plastic (Chairman) (Average Quality)	Each	1408.81	1050.00	1196.66	700.00	1750.00	1649.49	1400.00
Central Table Set with Glass Top	Set	5098.03	8568.98	5000.00	6000.00	9157.71	18331.81	10000.00
Sofa Set Five Seater	Set	23054.31	23246.03	18331.81	18000.00	21253.17	30000.00	32000.00
Dining Table wit Glass Top and Six Chairs (Average Quality)	Set	19207.30	39160.62	20500.00	23648.23	41601.68	22165.42	32000.00
Cot Iron (Charpai)	Each	3334.44	2596.25	2883.24	2200.00	2656.65	3899.15	3200.00
Steel Almirah	Each	12582.89	14491.38	10099.67	8500.00	17500.00	10000.00	25000.00
Mattress Foam Single Bed Molty/Diamond (4" Thick)	Each	7100.00	8800.00	5100.00	9900.00	5600.00	9000.00	9500.00
Tube Light Philips 40 Watt	Each	171.74	200.00	180.00	200.00	230.00	180.00	220.00
Energy Saver Philips 14 Watt	Each	180.00	230.00	180.00	200.00	160.00	240.00	180.00
Plain Carpet	1 sq ft	66.63	45.00	81.63	60.00	35.00	95.00	30.00
Readymade Quilt (3 kg)	Each	1625.78	1532.62	1186.63	631.64	1600.00	1533.15	1000.00
Blanket Single (SN)	Each	3128.81	3200.00	4297.71	1500.00	2796.72	2133.20	2200.00
Bed Sheet Single (Superior Quality)	Each	864.21	1032.28	1150.00	600.00	531.33	1550.00	1100.00
Bed Sheet Double with two Pillow Covers (Superior Quality)	Set	1588.85	1532.62	1583.16	1000.00	932.17	3000.00	1800.00
Towel Medium Size (3' x 2')	Each	314.35	258.88	346.63	300.00	250.00	270.00	200.00
Ceiling Fan 56" Pak/Younas/Millat	Each	4700.00	4500.00	3400.00	4000.00	4500.00	4500.00	4500.00
Refrigerator Dawlance/Pel 10 Cubic feet Double Door	Each	38000.00	38000.00	33000.00	40000.00	35000.00	34500.00	35000.00
Split Air Conditioner Orient/LG/Dawlance 1.5 Ton	Each	58000.00	58000.00	56000.00	60000.00	60000.00	49000.00	55000.00
Air Cooler Super Asia ECM-4000/JC-1000	Each	14806.13	15000.00	14000.00	16000.00	15289.56	14500.00	14000.00
Washing Machine with Spinner (Super Asia or Similar Brand) (SN)	Each	18631.51	18000.00	12500.00	16000.00	15939.88	11000.00	24500.00

Contd.

**7.10 Intercity Consumer Prices (Urban)
May, 2021**

Description	Unit	Karachi	Hyder- abad	Nawab- shah	Mirpurkas	Sukkar	Larkana	Dadu
Sewing Machine (SN) Without Cover	Each	9200.00	10300.00	7105.00	9650.00	8000.00	9000.00	9000.00
Geysier Super Asia Large Size 30 Gallons (Gas)	Each	26200.00	24300.00	25496.73	18900.00	20000.00	18800.00	28000.00
Electric Iron Dry (National/West Point)	Each	2418.46	2950.00	2200.00	1550.00	2097.62	2516.56	2000.00
Frying Pan Non-stick Medium Size Sonex	Each	781.45	750.00	632.89	600.00	519.62	550.00	900.00
Water Set (OMROC) 6 Glasses + jug	Set	750.00	720.00	793.28	600.00	800.00	1433.14	800.00
Tea Set Pakistani (China-Ware) Set of 21 Pieces	Set	2189.48	3081.77	2232.84	1750.00	3158.18	2650.00	4000.00
Dinner Set Plastic 72 Pieces Super Quality	Set	9000.00	6500.00	6866.02	3200.00	6662.57	6662.57	7000.00
Bucket (Balti) Plastic Medium Size	Each	421.84	370.02	706.60	450.00	400.00	600.00	450.00
Lota Plastic Medium Size (Average Quality)	Each	82.57	72.38	68.29	80.00	73.19	110.00	100.00
Water Pump Golden Monoblock/Donkey 0.5 H.P	Each	5345.42	8163.31	7233.18	14000.00	11000.00	9500.00	5000.00
Sufi Washing Soap 250 gm Cake	Each	60.00	55.00	40.00	40.00	55.00	45.00	45.00
Surf Excel 500 gm Polybag	Each	160.00	160.00	155.00	165.00	155.00	200.00	155.00
Express Washing Powder 1 KG Polybag	Each	212.24	220.00	210.00	220.00	210.00	230.00	210.00
Cleanser Powder Vim 900 gm Polybag	Each	90.00	91.13	85.00	80.00	85.00	110.00	95.00
Finis 400 ml Bottle	Each	360.00	306.13	320.00	300.00	210.00	200.00	220.00
Phenyl Tyfon/Finis 2.75 Litre Bottle	Each	230.00	189.40	193.28	180.00	200.00	175.00	200.00
Harpic 500 ml Bottle	Each	235.00	235.00	210.00	200.00	195.00	230.00	235.00
Boot Polish Cherry/KIWI 42 ml	Each	210.00	210.00	150.00	200.00	178.00	180.00	150.00
Robin Blue Liquid 75 ml Bottle	Each	90.00	90.00	85.00	65.00	80.00	70.00	85.00
Match Box	Each	3.00	3.56	4.00	4.00	4.00	5.00	3.00
Household Servant Female Part Time	P/ Month	2671.37	1388.23	2000.00	1000.00	1817.12	2656.65	2000.00
Septtran Tablets	10 No.	29.00	30.90	30.00	28.00	30.85	30.00	30.00
Panadol Tablets Plain	10 No.	15.60	17.00	15.65	15.00	15.63	20.00	16.00
Flagyl Tablets 400 mg	10 No.	22.00	21.65	22.25	22.00	22.00	22.00	22.00
Ventolin Tablets 2 mg	10 No.	13.20	13.20	13.30	13.30	13.20	13.00	14.50
Daonil Tablets 5 mg	10 No.	23.25	23.00	27.00	23.33	23.89	23.00	24.00
Entox Tablets	10 No.	17.20	17.20	16.00	20.00	17.30	16.00	16.00
CAC 1000 Tablets Sandoz Bottle	Each	180.00	180.00	180.00	180.00	180.00	180.00	180.00
Amoxil Capsule 250 mg	10 No.	48.00	48.44	43.00	44.00	45.00	50.00	48.00
Lederplex Syrup Bottle	Each	77.95	77.90	77.93	66.00	77.93	70.00	78.00
Phenergan Syrup 120 ml Bottle	Each	49.39	49.14	49.89	45.00	49.89	45.00	51.00
Calpol Syrup 100 ml Bottle	Each	69.54	69.54	63.21	63.21	63.21	65.00	69.00
Hydryllin Syrup 120 ml Bottle	Each	69.00	69.00	69.00	69.00	69.00	71.00	69.00
Inderal Tablets 10 mg	10 No.	19.60	19.60	20.00	18.00	19.65	16.66	18.00
Betnovate-N Ointment 10 gm Tube	Each	40.00	39.60	36.00	34.23	47.99	40.00	53.00
Johar Joshanda Instant (Sachet) Packet	Each	12.00	10.00	12.00	12.00	10.00	10.00	12.00
Glaxose-D 400 gm Packet	Each	160.00	160.00	160.00	155.00	160.00	150.00	160.00
Dettol Medium Bottle	Each	210.00	190.00	190.00	190.00	190.00	200.00	190.00
Electronic BP Checking Apparatus	Each	4357.75	3331.98	2100.00	2500.00	3000.00	2500.00	0.00
Glucometer	Each	2891.18	2710.93	3634.24	2600.00	1817.12	1962.64	1900.00
Doctor (MBBS) Clinic Fee	P/Patient	233.47	124.97	282.31	150.00	200.00	500.00	300.00
Gynecologist Fee Per Visit	P/Patient	779.21	823.90	500.00	500.00	300.00	500.00	262.07
Dental Surgeon Fee Per Visit	P/Patient	461.30	330.19	482.74	300.00	228.94	500.00	200.00
Dental Extraction Fee	Per Tooth	748.58	740.05	500.00	800.00	400.00	1000.00	1000.00
Urine Test (DR) Charges	Per Test	168.00	114.65	160.00	100.00	170.00	200.00	100.00
Blood Test (CP) Charges	Per Test	353.16	265.66	300.00	300.00	300.00	250.00	300.00
Sugar Test (Random/Fasting) Charges of Both	Per Test	312.61	215.44	250.00	300.00	200.00	300.00	140.00
ECG Charges	Per Test	339.18	219.49	382.59	250.00	350.00	250.00	400.00
X-RAY (Chest) Charges	Per X-ray	324.49	357.26	482.74	250.00	500.00	500.00	400.00
Ultrasound Abdominal	Per Test	1016.71	531.33	849.02	700.00	400.00	788.37	629.96
Physiotherapist Fee Per Visit	P/Patient	461.03	315.82	466.08	315.82	300.00	300.00	300.00
Cost of Surgery (C-Section)	Per Case	35924.12	22957.70	15000.00	25000.00	30000.00	23633.32	17000.00
Car Suzuki 800 cc Without AC	Each	1035907.81	923000.00	0.00	0.00	817750.00	999000.00	0.00
Car Suzuki 1000 cc	Each	1780000.00	1780000.00	0.00	1745000.00	0.00	0.00	0.00
Car Toyota 1300 cc Xli	Each	2525000.00	2519000.00	0.00	0.00	0.00	0.00	0.00
Car Honda Civic Turbo 1.5 VTEC	Each	3779000.00	0.00	0.00	0.00	0.00	0.00	0.00
Motorcycle Honda CD 70	Each	84500.00	82900.00	82900.00	82900.00	84500.00	84500.00	84500.00
Motorcycle United/Unique 70 cc	Each	57442.63	54000.00	54500.00	50000.00	56158.82	53100.00	55000.00
Bicycle	Each	7500.00	8500.00	10333.23	10000.00	14000.00	10500.00	13000.00
Tire Motorcycle CD 70 (Back Wheel)	Each	1400.00	1050.00	1333.12	1500.00	1350.00	1400.00	1480.00
Tire Car Mehran Tubeless (General)	Each	5201.00	4000.00	4216.60	3900.00	4200.00	3950.00	4500.00

Contd.

7.10 Intercity Consumer Prices (Urban) May, 2021

Description	Unit	Karachi	Hyder- abad	Nawab- shah	Mirpurkas	Sukkar	Larkana	Dadu
Petrol Super	Per Litre	106.06	106.06	106.06	106.06	106.06	106.06	106.06
Hi-Speed Diesel	Per Litre	110.76	110.76	110.76	110.76	110.76	110.76	110.76
CNG	1 kg/1 Ltr	123.00	121.00	123.00	123.00	125.00	123.00	121.00
Mobil Oil (Havoline 20w-50)	4 Litres	2740.00	2140.00	2000.00	2300.00	2300.00	2450.00	2300.00
Motorcycle Service Charges	Each	124.56	150.00	96.55	100.00	200.00	250.00	100.00
Car Service Charges	Each	580.44	500.00	500.00	500.00	350.00	731.86	600.00
Tire Car Puncture Charges	Each	140.27	80.00	100.00	100.00	100.00	150.00	100.00
Car Tax 800 cc to 1500 cc	Per Year	1638.00	1638.00	1638.00	1638.00	1638.00	1638.00	1638.00
Train Fare Economy per Person	Per km	1.07	1.07	1.07	1.07	1.07	1.07	1.07
Train Fare AC Sleeper per Person	Per km	4.71	4.71	4.71	4.71	4.71	4.71	4.71
Train Fare AC Lower per Person	Per km	2.66	2.66	2.66	2.66	2.66	2.66	2.66
Train Fare Business Class per Person	Per km	3.15	3.15	3.15	3.15	3.15	3.15	3.15
Auto Rickshaw Fare	Minimum	59.67	60.00	89.63	150.00	80.00	100.00	100.00
Taxi Four Seater Fare	Minimum	100.00	0.00	0.00	150.00	80.00	200.00	0.00
Bus Fare Minimum Within City	Per Ticket	20.00	10.00	0.00	20.00	0.00	0.00	0.00
Bus Fare Maximum Within City	Per Ticket	40.00	25.00	0.00	20.00	0.00	0.00	0.00
Bus Fare Outside City (non AC)	Per km	0.67	0.95	1.42	0.75	1.23	1.40	2.00
Bus Fare Outside City (AC)	Per km	1.36	1.66	1.78	1.70	2.27	2.50	2.77
Mini Bus Fare Minimum Within City	Per Ticket	20.00	10.00	0.00	0.00	0.00	0.00	0.00
Mini Bus Fare Maximum Within City	Per Ticket	40.00	25.00	0.00	0.00	0.00	0.00	0.00
Suzuki Fare Minimum Within City	Per Ticket	15.00	15.00	0.00	10.00	10.00	0.00	0.00
Suzuki Fare Maximum Within City	Per Ticket	50.00	20.00	0.00	10.00	30.00	0.00	0.00
Air Fare Economy Class Per Kilometer (National Average)	Per Person	16.56	16.56	16.56	16.56	16.56	16.56	16.56
Courier Charges Minimum Within Zone Outside City (TCS)	P/Envelope	250.00	200.00	200.00	200.00	200.00	200.00	200.00
Mobile Set with Rear Camera and Without Touch Screen	Each	2800.00	2800.00	3533.02	4000.00	3700.00	7000.00	2400.00
Telephone Call Charges	P/Minute	1.79	1.79	1.79	1.79	1.79	1.79	1.79
Internet Charges (DSL) 1 MB (Unlimited)	Per Month	2148.52	2148.52	2148.52	2148.52	2148.52	2148.52	2148.52
Mobile Call Charges	Per Unit	2.99	2.99	2.99	2.99	2.99	2.99	2.99
LED Sony/Samsung 32" Colored	Each	38500.00	37000.00	34000.00	40000.00	35000.00	35000.00	33000.00
Personal Computer with LED Monitor (17") DELL/HP/ACER CORE i5	Each	49080.78	40655.85	58000.00	50000.00	70000.00	54000.00	0.00
Laptop DELL/HP/ACER Core i5, Display (14'-15')	Each	48184.71	40655.85	50657.97	52000.00	70000.00	58000.00	0.00
Recreational Park Charges (Minimum Playland Ticket)	Per Person	18.23	40.00	30.00	500.00	20.00	12.60	0.00
Cable Charges	Per Month	389.67	300.00	300.00	300.00	300.00	400.00	400.00
English Book Class VI	Each	77.65	77.65	77.65	77.65	77.65	77.65	77.65
English Book Class IX and X	Each	119.10	129.40	65.00	53.20	53.20	53.20	53.20
English Book Class XI Complete Set	Each	126.10	141.20	130.00	141.20	141.20	131.05	130.00
English Book BA/B.SC	Each	250.00	275.00	250.00	275.00	210.00	0.00	250.00
Urdu Book Class V (Text Book Board)	Each	72.60	72.60	72.60	72.60	72.60	72.60	72.60
Urdu Book Class IX and X (Text Book Board)	Each	69.25	69.25	69.25	69.25	69.25	69.25	69.25
Urdu Book Class XI/Inter	Each	69.65	51.65	51.65	51.65	51.65	51.65	51.65
Urdu Book BA/B.SC	Each	200.00	100.00	90.00	100.00	140.00	0.00	90.00
Mathematics Book Class V (Text Book Board)	Each	131.30	131.30	193.00	131.30	131.30	131.30	193.00
Mathematics Book Class IX and X (Text Book Board)	Each	214.90	214.90	214.90	214.90	214.90	214.90	214.90
Mathematics Book Class XI (Text Book Board)	Each	129.90	129.90	129.90	129.90	129.90	129.90	129.90
Newspaper Daily Dawn	Each	25.00	25.00	25.00	25.00	25.00	25.00	25.00
Newspaper Daily Jang	Each	20.00	20.00	20.00	20.00	20.00	20.00	20.00
Akhbar-e-Jehan Weekly	Each	70.00	70.00	70.00	70.00	70.00	70.00	70.00
MAG THE WEEKLY (Magazine)	Each	50.00	50.00	50.00	50.00	50.00	50.00	50.00
Exercise Book (with Lines) 80 to 100 Pages	Each	38.88	35.00	35.00	30.00	90.00	30.00	50.00
Lead Pencil Goldfish	Each	10.00	10.00	10.00	10.00	10.00	10.00	10.00
Pen Ink Dollar 57 ml Bottle	Each	25.42	28.66	32.27	30.00	25.00	25.00	35.00
Photostat Paper 70 gm	Packet	580.00	543.31	520.00	700.00	570.00	500.00	550.00
Ballpoint Pen Local	Each	10.00	10.00	10.00	10.00	10.00	10.00	10.00
Private School Fee English Medium Average Standard (Class I)	Per Month	1370.98	2120.88	2000.00	700.00	1500.00	1357.21	2800.00
Private School Fee English Medium Average Standard (Class V)	Per Month	1464.68	1779.99	2000.00	1000.00	1500.00	1393.16	2800.00
Private School Fee English Medium Average Standard (Class VI)	Per Month	2090.91	1773.29	2800.00	1000.00	1800.00	1391.24	3100.00
Private School Fee English Medium Average Standard (Class X)	Per Month	2375.07	2267.63	2800.00	1200.00	1800.00	1614.39	4000.00
Government College Fee First Year	Per Month	0.00	0.00	0.00	0.00	0.00	0.00	0.00

Contd.

7.10 Intercity Consumer Prices (Urban) May, 2021

Description	Unit	Karachi	Hyder- abad	Nawab- shah	Mirpurkas	Sukkar	Larkana	Dadu
Private College Fee First Year	Per Month	5761.94	3158.18	0.00	3000.00	1500.00	3425.00	5000.00
Coaching Fee for Class IX/X Science Group	Per Subject	2017.40	877.95	1500.00	1000.00	1000.00	1500.00	700.00
Coaching Fee for Class XI/XII Science Group	Per Subject	2356.23	1062.66	2000.00	1250.00	2000.00	1000.00	1000.00
Coaching Fee for Class XI/XII Commerce Group	Per Subject	2262.91	1000.00	0.00	1000.00	2000.00	1000.00	700.00
Government University Fee M.S.c / M.A.	Per Month	2508.00	1000.00	1666.00	354.17	0.00	0.00	400.00
Tuition Fee Private University M.Sc./M.A	Per Month	2152.10	0.00	0.00	0.00	0.00	0.00	0.00
Government Medical College/University Tuition Fee for MBBS (1st year)	Per Month	2658.33	13416.00	2933.00	0.00	2658.00	5020.83	0.00
Private Medical College/University Tuition Fee for MBBS (1st year)	Per Month	66667.00	57250.00	0.00	60000.00	0.00	0.00	0.00
Government Engineering University Tuition Fee for BE (1st year)	Per Month	2733.33	1666.00	2083.00	0.00	0.00	1041.66	0.00
Private Engineering University Tuition Fee for BE (1st year)	Per Month	10542.00	0.00	0.00	0.00	0.00	0.00	0.00
Vocational Training Basic Computer Short Course Fee (3 Months)	Per Course	2419.97	2500.00	3000.00	0.00	3000.00	3500.00	3000.00
Bread Tandoori Standard Size	Each	12.46	15.00	11.29	10.00	15.00	10.00	15.00
Cooked Chicken at Average Hotel	Per Plate	146.45	120.00	112.92	140.00	150.00	173.27	150.00
Cooked Beef at Average Hotel	Per Plate	133.80	122.36	100.00	120.00	150.00	193.10	100.00
Cooked Daal at Average Hotel	Per Plate	80.00	71.58	73.29	100.00	80.00	73.19	70.00
Chicken Biryani Full/Double	Per Plate	189.66	200.00	140.00	160.00	215.44	270.00	220.00
Tea Prepared Ordinary	Per Cup	28.54	35.00	36.59	35.00	33.02	40.00	30.00
Pizza Chicken Medium Size (Average Quality)	Each	718.18	424.27	406.56	800.00	499.00	550.00	250.00
Burger with Shami Kabab (Average Quality)	Each	63.13	74.84	71.63	45.00	50.00	70.00	60.00
Chicken Roast (Full) (Average Quality)	Each	826.27	965.49	600.00	800.00	861.77	793.28	1000.00
Seekh Kabab (Beef) (Average Quality)	1 Dozen	582.59	974.00	436.57	350.00	240.00	300.00	400.00
Marriage Hall Charges with Furniture	Per Head	305.58	233.04	80.00	150.00	150.00	150.00	100.00
Marriage Hall Service Charges with Food (Average Meal)	Per Head	520.52	616.22	350.00	500.00	500.00	500.00	400.00
Government Hostel Accommodation Fee for Intermediate College per Student	Per Month	0.00	40.00	750.00	0.00	2700.00	0.00	0.00
Private Hostel Accommodation Fee for Intermediate College per Student	Per Month	0.00	0.00	0.00	0.00	10500.00	5000.00	5000.00
Hair Cut Charges for Men	Per Cut	112.04	109.54	100.00	50.00	70.00	150.00	100.00
Hair Style Charges (at Average Beauty Parlor)	Per Style	532.67	430.89	315.82	150.00	200.00	365.93	700.00
Shaving Charges	Per Shave	65.51	50.00	56.46	50.00	50.00	70.00	50.00
Electric Hair Straightener (PHILIPS)	Each	5556.82	3200.00	4000.00	1500.00	1650.00	4200.00	0.00
Toilet Soap LUX 75 gm	Each	47.00	48.21	45.00	45.00	45.00	55.00	48.21
Toilet Soap LIFEBUOY 115 gm	Each	48.00	48.00	45.00	44.15	45.00	45.00	46.00
Tooth Paste COLGATE 75 gm	Each	95.00	95.00	95.00	90.00	95.00	90.00	95.00
Tooth Brush (SHIELD)	Each	50.00	40.00	53.28	40.00	60.00	70.00	35.00
Hair Color (KALA KOLA)	Tube	160.00	160.00	150.00	150.00	160.00	170.00	150.00
Hair Removing Cream (EU-Cream) 30ml Tube	Each	85.00	85.00	75.00	75.00	85.00	73.29	85.00
Shaving Cream (TOUCHME large/ADMIRAL)	Tube	90.00	90.00	80.00	80.00	80.00	85.00	80.00
Blade Treet Ordinary (10 no. Packet)	Each	60.00	50.00	50.00	50.00	55.00	60.00	50.00
Disposable Razor Gillette Blue II	Each	60.00	65.00	58.28	55.00	60.00	57.00	60.00
Shampoo Sun silk/Pantene 90 ml Bottle	Each	130.00	112.00	110.00	110.00	110.00	115.00	110.00
Lipstick Swiss Miss/Medora (Medium)	Each	180.00	160.00	130.00	170.00	108.12	160.00	96.55
Nail Polish Swiss Miss/Medora (Medium)	Each	120.00	110.00	70.00	146.00	85.00	100.00	100.00
Perfume Medium Size Broche/Medora	Each	300.00	300.00	200.00	270.00	339.70	250.00	250.00
Face Cream Ponds Medium Size (Cold)	Each	140.00	230.00	140.00	120.00	130.00	160.00	120.00
Talcum Powder Viceroy/Black Cat Large Size	Each	220.00	220.00	180.00	160.00	200.00	183.32	150.00
Hair Oil (Kala Kola hair tonic)	200 ml	220.23	230.00	190.00	230.00	190.00	190.00	230.00
Tissue Paper Perfumed Box 100 napkins	Each	150.00	150.00	100.00	120.00	110.00	150.00	120.00
Pampers (Medium Size)	Small Packet	480.00	370.00	453.31	470.00	364.00	520.00	200.00
Gold Tezabi 24 Carett	10 gm	91950.00	89500.00	88083.00	88600.00	89327.00	90012.00	85500.00
Silver Tezabi 24 Carett	10 gm	1410.00	1307.00	1134.99	1050.00	1500.00	1243.50	1242.00
Wall Clock Quartz (Average Quality)	Each	500.00	527.49	606.59	500.00	500.00	1283.11	600.00
Artificial Jewelry (Locket Set) (Average Quality)	Each	1156.05	731.86	1833.18	375.00	653.32	2431.47	416.02
Suitcase Ragzine (24"x16"x6") (Average Quality)	Each	2094.88	1880.78	1650.00	1200.00	1550.00	2131.20	1700.00
Trunk Medium Size (Average Quality)	Each	2338.52	2914.98	3500.00	1200.00	3800.00	1866.52	2000.00
Purse Ladies Medium Size (Average Quality)	Each	1805.55	1440.22	1593.31	800.00	1200.00	1733.17	400.00

7.10 Intercity Consumer Prices (Urban) May, 2021

Description	Unit	Peshawar	Abbottabad	Bannu	D.I. Khan	Mingora
Wheat	10 kg	470.00	800.00	520.00	516.65	566.19
Wheat Flour (Fine/Superior Quality)	1 kg	70.00	76.63	67.50	63.66	70.00
Wheat Flour (Average Quality)	1 kg	56.98	70.00	60.00	61.33	65.00
Wheat Flour Bag	20 kg	947.47	1230.00	1066.41	1116.60	1200.00
Suji	1 kg	85.41	90.00	76.52	83.30	80.00
Vermicelli (Packet)	1 kg	123.81	120.00	100.00	96.55	80.00
Besan	1 kg	164.37	158.32	143.26	154.95	146.59
Rice Basmati (Superior Quality)	1 kg	150.00	180.00	150.00	148.31	160.00
Rice Basmati 385/386	1 kg	140.00	120.00	140.00	116.64	103.23
Rice Basmati Broken (Average Quality)	1 kg	88.66	120.00	70.00	71.63	70.00
Rice IRRI-6/9 (Sindh/Punjab)	1 kg	70.00	76.52	74.89	61.62	80.00
Bread plain (Medium Size)	Each	60.00	50.00	40.00	50.00	40.00
Rusk (Papay) (Average Quality)	1 kg	260.00	240.00	180.00	160.00	256.62
Biscuit Bakery (Loose, Average Quality)	250 gm	85.00	100.00	68.29	58.28	80.00
Samosa (Vegetable, Average Quality)	Each	10.00	10.00	15.00	16.51	10.00
Nimko (Loose, Average Quality)	250 gm	96.55	60.00	53.28	56.46	65.00
Beef with Bone (Average Quality)	1 kg	500.00	479.14	450.00	476.64	450.00
Mutton (Average Quality)	1 kg	896.99	1100.00	900.00	966.38	900.00
Chicken Farm Broiler (Live)	1 kg	296.00	262.61	310.00	300.00	306.00
Fish Rahu (Medium Size)	1 kg	244.26	400.00	293.18	382.59	250.00
Milk fresh (Un-boiled)	1 Litre	125.15	123.24	100.00	90.00	120.00
Milk Tetra Pack 1 Litre (MILK PAK/HALEEB/OLPERS)	Each	160.00	160.00	150.00	160.00	160.00
Curd	1 kg	135.18	120.00	116.57	100.00	130.00
LACTOGEN 400 gm Packet	Each	590.00	620.00	580.00	613.26	620.00
Powdered Milk NIDO 390 gm Polybag	Each	480.00	490.00	480.00	500.00	490.00
Eggs Farm	Dozen	150.00	140.00	170.00	144.94	130.00
Butter Local Packed 50 gm	Each	50.27	28.00	45.00	40.00	63.29
Mustard Oil (Average Quality)	1 kg	300.00	280.00	260.00	280.00	250.00
Cooking Oil DALDA or Other Similar Brand (SN), 5 Litre Tin	Each	1540.00	1536.66	1540.00	1533.30	1510.00
Vegetable Ghee DALDA/HABIB 2.5 kg Tin	Each	760.00	790.00	730.00	770.00	750.00
Vegetable Ghee DALDA/HABIB or Other superior Quality 1 kg Pouch	Each	303.00	306.00	303.00	311.66	300.00
Almonds (Badam) Kaghazi with Shell (Average Quality)	1 kg	954.55	916.37	865.35	572.97	750.00
Groundnuts (Moong Phali) with shell	1 kg	258.04	320.00	233.14	266.62	216.61
Kinnu (Average Quality)	1 Dozen	0.00	0.00	0.00	160.00	116.57
Apple (Average Quality)	1 kg	154.36	150.00	142.28	139.76	146.59
Peach (Average Quality)	1 kg	0.00	0.00	0.00	0.00	0.00
Grapes (Angoor) (Average Quality)	1 kg	0.00	0.00	0.00	0.00	0.00
Bananas (Kela) Local	1 Dozen	166.26	250.00	200.00	106.27	173.27
Mango Kalmi (Average Quality)	1 kg	0.00	180.00	129.27	156.59	200.00
Guava (Amrood) (Average Quality)	1 kg	0.00	0.00	0.00	0.00	0.00
Watermelon (Turbooz)	1 kg	33.02	30.00	28.23	20.00	28.23
Muskmelon (Kharbuza)	1 kg	41.00	60.00	46.42	36.59	50.00
Pulse Masoor (Washed)	1 kg	140.00	160.00	153.26	159.79	150.00
Pulse Moong (Washed)	1 kg	200.00	254.90	213.12	221.65	206.61
Pulse Mash (Washed)	1 kg	255.00	276.66	259.49	246.62	246.62
Pulse Gram	1 kg	150.00	160.00	136.58	155.00	136.58
Gram Whole Black (Average Quality)	1 kg	146.48	163.27	119.72	149.78	143.26
Gram Whole Yellow (Average Quality)	1 kg	150.00	163.27	136.58	136.35	146.59
Beans Red/White (Lobia)	1 kg	200.00	266.50	213.12	253.29	196.61
Potatoes	1 kg	56.46	50.00	42.17	46.61	50.00
Chips (Loose)	250 gm	123.24	86.18	61.62	51.61	60.00
Onions	1 kg	35.20	40.00	25.00	30.00	35.00
Tomatoes	1 kg	34.70	40.00	28.23	20.00	35.00
Turnip (Shalgham)	1 kg	0.00	0.00	0.00	0.00	0.00
Radish (Mooli)	1 kg	0.00	0.00	0.00	0.00	0.00
Cauliflower (Phool Gobhi)	1 kg	0.00	0.00	0.00	0.00	0.00
Bottlegourd (Loki)	1 kg	45.53	56.46	30.00	30.00	40.00
Lady Finger (Bhindi)	1 kg	100.00	80.00	120.00	63.16	80.00
Peas (Matar)	1 kg	0.00	0.00	0.00	0.00	0.00
Spinach (Paalak)	1 kg	0.00	0.00	0.00	0.00	0.00
Tinda	1 kg	47.36	43.09	40.00	28.23	40.00

Contd.

7.10 Intercity Consumer Prices (Urban) May, 2021

Description	Unit	Peshawar	Abbottabad	Bannu	D.I. Khan	Mingora
Turai	1 kg	61.90	69.52	53.13	33.25	66.49
Karela	1 kg	54.22	60.00	50.00	36.59	50.00
Chilies (Green)	250 gm	27.06	26.21	20.00	25.96	20.00
Carrot (Gajar)	1 kg	0.00	0.00	0.00	0.00	0.00
Cucumber (Kheera)	1 kg	40.13	56.46	46.42	31.58	30.00
Lemon	250 gm	73.41	80.00	40.00	46.42	80.00
Garlic (Lehsun)	1 kg	193.10	200.00	170.00	206.46	100.00
Sugar Refined	1 kg	100.00	100.00	100.00	97.67	100.00
Gur (Average Quality)	1 kg	133.25	150.00	129.74	116.57	113.24
Honey MARHABA Bottle 500 gm	Each	425.00	425.00	433.00	500.00	400.00
Sweetmeat (Mixed Mithai)	1 kg	410.00	350.00	229.85	289.65	330.00
Ice Cream Walls Cup (Large Size)	Each	60.00	55.00	60.00	55.00	50.00
Cumin seed (Zeera) White NATIONAL 50 gm Packet	Each	75.00	75.00	75.00	75.00	70.00
Pepper Black NATIONAL 50 gm Packet	Each	130.00	110.00	110.00	110.00	110.00
Coriander Seed Powder NATIONAL 200 gm Packet	Each	180.00	180.00	168.00	180.00	130.00
Cardamom Large (Loose) (Average Quality)	50 gm	129.26	120.00	250.00	266.50	100.00
Cardamom Small (Average Quality)	50 gm	438.84	432.67	223.28	311.40	200.00
Salt Powdered (NATIONAL/SHAN) 800 gm Packet	Each	30.00	30.00	30.00	30.00	30.00
Chilies Powder NATIONAL 200 gm Packet	Each	380.00	280.00	380.00	386.64	380.00
Turmeric Powder NATIONAL 50 gm Packet	Each	40.00	40.00	40.00	40.00	40.00
Tomato Ketchup MITCHELLS/NATIONAL 1 kg Polybag	Each	250.00	240.00	250.00	260.00	240.00
Pickle MITCHELLS/NATIONAL Bottle (340 gm-400 gm)	Each	170.00	160.00	160.00	160.00	150.00
Ginger (Adrak)	500 gm	194.15	212.53	200.00	200.00	275.89
Custard Powder RAFHAN 300 gm Packet	Each	100.00	100.00	95.00	98.30	100.00
Tea Lipton Yellow Label 190 gm Packet	Each	230.00	230.00	230.00	233.29	230.00
Cold Drink (PEPSI/COCA-COLA) 1.5 Liter Bottle	Each	100.00	100.00	100.00	100.00	100.00
Fruit Juice Small Packet 250 ml	Each	25.00	35.00	25.00	20.00	35.00
Mineral Water NESTLE 1.5 Liter	Each	60.00	60.00	60.00	60.00	55.00
JAM-E-SHIREEN Standard Size (800 ml)	1 Bottle	280.00	280.00	280.00	280.00	280.00
Cigarettes Capstan 20'S Packet	Each	90.00	80.00	90.00	83.20	90.00
Cigarettes Gold Leaf 20'S Packet	Each	190.00	180.00	180.00	180.00	180.00
Pan Prepared (Sweet with Beetle Nuts)	Each	66.94	20.00	0.00	33.02	0.00
Long Cloth 57" Gul Ahmed/AI Karam	1 Metre	450.00	373.00	456.64	551.66	278.00
Shirting (Average Quality)	1 Metre	435.94	282.31	300.00	250.00	182.92
Pant Cloth Wash & Wear (Average Quality)	1 Metre	485.70	550.00	686.66	532.80	631.64
Lawn Printed Gul Ahmed/AI Karam	1 Metre	480.00	666.00	503.31	283.06	242.00
Georgette (Average Quality)	1 Metre	184.69	250.00	139.76	116.57	116.64
Linen, Ladies (Average Quality)	1 Metre	219.00	180.00	162.00	126.58	170.00
Heavy Weight Suiting LAWRANCE PUR (Average Quality)	1 Metre	4800.00	0.00	1698.04	2000.00	2266.17
Full Pant Boy Length 24"/26"	Each	563.44	865.35	750.00	432.67	450.00
Shirt Boy Length 24"/26"	Each	459.47	664.94	400.00	366.47	416.02
School Uniform Boys (Pant & Shirt) 24"/26"	Suit	1025.49	849.02	900.00	766.31	750.00
School Uniform Girls (Kameez & Shalwar) 24"/26"	Suit	981.47	1000.00	750.00	732.95	570.00
Awami Suit Gents Wash & Wear (Average Quality)	Suit	2039.78	2766.26	2000.00	1200.00	800.00
Women Shalwar Kameez (Average Quality)	Suit	1940.44	3000.00	2098.41	1332.51	508.20
Pullover Gents Oxford/Bonanza	Each	5190.00	4700.00	5190.00	3566.35	3500.00
Pullover Ladies Oxford/Bonanza	Each	4411.00	3500.00	4400.00	3365.36	3500.00
Pullover Gents (Average Quality)	Each	1558.47	2300.00	1532.62	1000.00	1898.24
Tailoring Charges Shirt (Men)	Each	654.21	698.81	500.00	400.00	500.00
Tailoring Charges Pant (Men)	Each	1866.84	1650.96	1500.00	865.35	1129.24
Tailoring Charges Awami Suit (Male)	Suit	904.57	850.00	700.00	648.72	682.92
Tailoring Charges Simple Suit (Female)	Suit	637.70	600.00	548.48	600.00	631.64
Underwear Medium Size (Average Quality)	Each	143.77	300.00	150.00	143.26	130.00
Vest "Baniyan" for Men Average Quality	Each	155.47	280.00	106.27	100.00	96.55
Brassier (Average Quality)	Each	158.68	250.00	200.00	143.01	129.27
Socks Nylon Local (Average Quality)	Pair	100.00	100.00	66.63	80.00	50.00
Dopatta Georgette (Average Quality)	Each	350.00	482.74	300.00	250.00	350.00
Dopatta Cotton (Average Quality)	Each	350.00	365.93	300.00	253.29	260.00
Chaddar (Wash-n-Wear) (2x2.5 Meter)	Each	1152.35	631.64	478.33	343.20	832.03
Washing Charges Pant and Shirt Both	Each	256.00	100.00	150.00	100.00	100.00
Dry Cleaning Charges Pant Coat Both	Suit	643.40	631.64	300.00	239.86	450.00
Washing Charges Shalwar Kameez	Suit	121.64	92.83	100.00	63.16	80.00

Contd.

7.10 Intercity Consumer Prices (Urban) May, 2021

Description	Unit	Peshawar	Abbottabad	Bannu	D.I. Khan	Mingora
Gents Shoes Paul Bata	Pair	2199.00	2199.00	2199.00	2199.00	2199.00
Gents Sandal Bata	Pair	1199.00	1199.00	1199.00	1199.00	1199.00
Gents Sponge Chappal Bata	Pair	249.00	249.00	249.00	249.00	249.00
Ladies Sandal Bata	Pair	599.00	599.00	599.00	599.00	599.00
Ladies Sponge Chappal Bata	Pair	199.00	199.00	199.00	199.00	199.00
Children Shoes Power Lite Bata	Pair	1499.00	1499.00	1499.00	1499.00	1499.00
Gents Shoes Servis	Pair	1499.00	1499.00	1499.00	1499.00	1499.00
Cheetah 50 Size 3-5 Servis	Pair	1799.00	1799.00	1799.00	1799.00	1799.00
Shoe Repair Full Sole	Pair	365.09	300.00	106.27	100.00	300.00
Shoe Polish Charges	Pair	30.00	30.00	26.21	20.00	20.00
House Rent Combined	Quarterly	11325.00	8145.00	7860.00	9150.00	7820.00
Synthetic Enamel ICI Balti 3.64 Litre	Each	3000.00	3000.00	3200.00	2131.20	2800.00
Cement (Local) 50 kg Bag	Each	600.00	620.00	600.00	593.33	600.00
Bricks New 1st Class	1000 No.	12493.33	15000.00	8000.00	8000.00	13664.65
Cement Blocks (6"x8"x12")	100 No.	3297.03	3500.00	2500.00	2800.00	3400.00
Bajri	100 cu ft	3954.66	4565.70	2300.00	3400.00	2832.94
Sand (Black Pit)	100 cu ft	3419.96	4000.00	1750.00	1675.00	3633.03
Iron Bars (M.S. BAR) 1/2 " 40 Grade	1 Ton	127000.00	128332.47	130000.00	122833.11	128000.00
Painter Wage Rate	Per Day	1297.43	1200.00	1200.00	1065.60	1200.00
Mason Wage Rate	Per Day	1465.90	1500.00	1500.00	1200.00	1300.00
Unskilled Labor Wage Rate	Per Day	800.00	900.00	700.00	650.00	700.00
Plumber Wage Rate	Per Day	1297.43	1500.00	1200.00	1100.00	1400.00
Electrician Charges	Per Point	130.00	250.00	100.00	123.24	265.66
Water Charges Per House	Monthly	355.45	175.00	300.00	100.00	200.00
Charges for Refuse/Waste Collection	Monthly	0.00	300.00	450.00	215.44	0.00
Electricity Charges upto 50 Units	Per Unit	5.98	5.98	5.98	5.98	5.98
Electricity Charges 51-100 Units	Per Unit	9.68	9.68	9.68	9.68	9.68
Electricity Charges 101-300 Units	Per Unit	12.12	12.12	12.12	12.12	12.12
Electricity Charges 301-700 Units	Per Unit	13.61	13.61	13.61	13.61	13.61
Electricity Charges Above 700 Units	Per Unit	20.01	20.01	20.01	20.01	20.01
Electricity Charges Combined	Per Unit	12.28	12.28	12.28	12.28	12.28
Gas Charges upto 3.3719 MMBTU	MMBTU	141.57	141.57	141.57	0.00	141.57
Gas Charges 3.3719 - 6.7438 MMBTU	MMBTU	162.20	162.20	162.20	0.00	162.20
Gas Charges 6.7438 - 10.1157 MMBTU	MMBTU	351.00	351.00	351.00	0.00	351.00
Gas Charges 10.1157 - 13.4876 MMBTU	MMBTU	555.10	555.10	555.10	0.00	555.10
Gas Charges Above 13.4876 MMBTU	MMBTU	1141.26	1141.26	1141.26	0.00	1141.26
Gas Charges Combined	MMBTU	470.23	470.23	470.23	0.00	470.23
LPG 11.67 kg Cylinder	Each	1400.40	1350.00	1083.07	1200.00	1316.66
Firewood Whole	40 kg	732.95	531.33	520.00	408.96	500.00
Chair Sheesham Wood with Arm	Each	2943.45	3500.00	1500.00	2532.90	1200.00
Chair Plastic (Chairman) (Average Quality)	Each	1488.55	1100.00	700.00	1165.70	850.00
Central Table Set with Glass Top	Set	7242.95	15659.47	8000.00	10000.00	9000.00
Sofa Set Five Seater	Set	28001.63	19309.79	18000.00	23957.10	21312.04
Dining Table wit Glass Top and Six Chairs (Average Quality)	Set	35849.25	47331.00	25000.00	22957.70	32970.28
Cot Iron (Charpai)	Each	2510.92	3065.24	2498.67	2766.26	2300.00
Steel Almirah	Each	11323.71	16000.00	11000.00	9527.71	9000.00
Mattress Foam Single Bed Molty/Diamond (4" Thick)	Each	7500.00	9300.00	8800.00	4500.00	6300.00
Tube Light Philips 40 Watt	Each	200.00	176.60	230.00	202.31	100.00
Energy Saver Philips 14 Watt	Each	200.00	190.00	190.00	300.00	200.00
Plain Carpet	1 sq ft	49.83	75.00	55.00	35.00	46.61
Readymade Quilt (3 kg)	Each	1169.37	1500.00	1083.07	600.00	631.64
Blanket Single (SN)	Each	2748.25	3932.19	3000.00	3166.31	2500.00
Bed Sheet Single (Superior Quality)	Each	1084.41	1000.00	949.12	949.12	700.00
Bed Sheet Double with two Pillow Covers (Superior Quality)	Set	1659.31	2500.00	2000.00	1465.90	2000.00
Towel Medium Size (3' x 2')	Each	386.27	650.00	350.00	300.00	265.66
Ceiling Fan 56" Pak/Younas/Millat	Each	4411.00	5065.80	4000.00	4297.71	3766.37
Refrigerator Dawlance/Pel 10 Cubic feet Double Door	Each	35300.00	55000.00	38000.00	53000.00	36000.00
Split Air Conditioner Orient/LG/Dawlance 1.5 Ton	Each	58000.00	59325.79	60000.00	70000.00	59664.80
Air Cooler Super Asia ECM-4000/JC-1000	Each	19900.00	20165.30	21500.00	16800.00	13000.00
Washing Machine with Spinner (Super Asia or Similar Brand) (SN)	Each	21686.53	24165.52	22600.00	18665.19	15200.00
Sewing Machine (SN) Without Cover	Each	10700.00	9798.99	10690.00	7500.00	8200.00

Contd.

7.10 Intercity Consumer Prices (Urban)
May, 2021

Description	Unit	Peshawar	Abbottabad	Bannu	D.I. Khan	Mingora
Geyser Super Asia Large Size 30 Gallons (Gas)	Each	28878.25	22328.41	25000.00	30000.00	18250.00
Electric Iron Dry (National/West Point)	Each	3149.80	4597.86	2200.00	4533.09	2000.00
Frying Pan Non-stick Medium Size Sonex	Each	620.84	1565.95	870.00	906.62	550.00
Water Set (OMROC) 6 Glasses + jug	Set	643.40	914.58	650.00	750.00	450.00
Tea Set Pakistani (China-Ware) Set of 21 Pieces	Set	3564.55	6162.24	1616.50	3500.00	2598.72
Dinner Set Plastic 72 Pieces Super Quality	Set	11044.52	6829.20	5500.00	6000.00	6000.00
Bucket (Balti) Plastic Medium Size	Each	409.17	580.00	459.79	382.59	532.80
Lota Plastic Medium Size (Average Quality)	Each	69.36	100.00	40.00	80.00	63.29
Water Pump Golden Monoblock/Donkey 0.5 H.P	Each	4598.91	10566.56	5500.00	6500.00	8500.00
Sufi Washing Soap 250 gm Cake	Each	60.00	60.00	60.00	45.00	40.00
Surf Excel 500 gm Polybag	Each	160.00	160.00	160.00	160.00	150.00
Express Washing Powder 1 KG Polybag	Each	220.00	220.00	210.00	210.00	210.00
Cleanser Powder Vim 900 gm Polybag	Each	84.33	80.00	80.00	80.00	100.00
Finis 400 ml Bottle	Each	220.00	220.00	170.00	170.00	180.00
Phenyl Tyfon/Finis 2.75 Litre Bottle	Each	230.00	240.00	160.00	160.00	150.00
Harpic 500 ml Bottle	Each	235.00	235.00	235.00	235.00	200.00
Boot Polish Cherry/KIWI 42 ml	Each	200.00	175.60	210.00	210.00	150.00
Robin Blue Liquid 75 ml Bottle	Each	100.00	90.00	85.00	90.00	80.00
Match Box	Each	3.30	3.00	3.00	2.00	2.00
Household Servant Female Part Time	P/ Month	3618.34	3000.00	2000.00	3000.00	3634.24
Septran Tablets	10 No.	29.00	34.00	25.00	22.00	29.00
Panadol Tablets Plain	10 No.	17.00	15.70	15.00	15.66	15.60
Flagyl Tablets 400 mg	10 No.	22.00	21.65	21.65	21.79	22.00
Ventolin Tablets 2 mg	10 No.	14.50	13.20	13.30	14.85	14.00
Daonil Tablets 5 mg	10 No.	23.90	23.30	23.00	23.83	23.00
Entox Tablets	10 No.	17.20	19.00	17.20	17.13	16.00
CAC 1000 Tablets Sandoz Bottle	Each	180.00	180.00	180.00	180.00	180.00
Amoxil Capsule 250 mg	10 No.	48.20	49.00	44.00	45.07	45.00
Lederplex Syrup Bottle	Each	77.93	78.00	77.99	78.00	77.93
Phenergan Syrup 120 ml Bottle	Each	49.90	50.00	45.35	45.66	49.89
Calpol Syrup 100 ml Bottle	Each	69.50	70.00	69.54	69.18	63.21
Hydrylin Syrup 120 ml Bottle	Each	69.00	77.00	69.00	69.33	69.00
Inderal Tablets 10 mg	10 No.	19.65	20.00	19.60	19.65	20.00
Betnovate-N Ointment 10 gm Tube	Each	39.60	40.00	36.00	34.23	36.00
Johar Joshanda Instant (Sachet) Packet	Each	12.00	11.29	10.00	10.63	10.00
Glaxose-D 400 gm Packet	Each	160.00	160.00	160.00	153.26	140.00
Dettol Medium Bottle	Each	210.00	203.11	210.00	210.00	195.00
Electronic BP Checking Apparatus	Each	3324.70	3865.53	3000.00	3065.24	5500.00
Glucometer	Each	3462.81	2250.00	3800.00	2264.74	3000.00
Doctor (MBBS) Clinic Fee	P/Patient	638.54	400.00	262.07	500.00	500.00
Gynecologist Fee Per Visit	P/Patient	772.83	300.00	464.16	500.00	600.00
Dental Surgeon Fee Per Visit	P/Patient	520.67	200.00	350.00	363.42	300.00
Dental Extraction Fee	Per Tooth	828.29	262.07	500.00	1310.37	2000.00
Urine Test (DR) Charges	Per Test	350.00	100.00	100.00	100.00	110.00
Blood Test (CP) Charges	Per Test	480.00	400.00	180.00	350.00	300.00
Sugar Test (Random/Fasting) Charges of Both	Per Test	390.00	200.00	150.00	100.00	200.00
ECG Charges	Per Test	350.00	300.00	300.00	482.74	200.00
X-RAY (Chest) Charges	Per X-ray	382.59	500.00	215.44	400.00	200.00
Ultrasound Abdominal	Per Test	928.32	600.00	500.00	564.62	500.00
Physiotherapist Fee Per Visit	P/Patient	531.33	500.00	500.00	500.00	500.00
Cost of Surgery (C-Section)	Per Case	43737.07	45000.00	23207.94	33019.27	28000.00
Car Suzuki 800 cc Without AC	Each	938000.00	0.00	0.00	839000.00	0.00
Car Suzuki 1000 cc	Each	1780000.00	1900000.00	0.00	1767484.09	0.00
Car Toyota 1300 cc Xli	Each	2606500.00	2835000.00	0.00	2585353.75	0.00
Car Honda Civic Turbo 1.5 VTEC	Each	4449000.00	4735000.00	0.00	0.00	0.00
Motorcycle Honda CD 70	Each	84500.00	82900.00	84500.00	84500.00	84500.00
Motorcycle United/Unique 70 cc	Each	52000.00	50500.00	53000.00	50331.14	53000.00
Bicycle	Each	13000.00	11500.00	11500.00	11830.96	7162.85
Tire Motorcycle CD 70 (Back Wheel)	Each	1650.00	1800.00	1400.00	1650.00	1500.00
Tire Car Mehran Tubeless (General)	Each	5200.00	4375.00	3500.00	4666.43	3600.00
Petrol Super	Per Litre	106.06	106.06	106.06	106.06	106.06
Hi-Speed Diesel	Per Litre	110.76	110.76	110.76	110.76	110.76

Contd.

7.10 Intercity Consumer Prices (Urban) May, 2021

Description	Unit	Peshawar	Abbottabad	Bannu	D.I. Khan	Mingora
CNG	1 kg/1 Ltr	138.90	138.90	142.90	0.00	134.90
Mobil Oil (Havoline 20w-50)	4 Litres	2400.00	2280.00	2200.00	2374.00	2400.00
Motorcycle Service Charges	Each	150.00	150.00	100.00	165.10	100.00
Car Service Charges	Each	350.00	400.00	400.00	416.02	300.00
Tire Car Puncture Charges	Each	73.19	83.67	100.00	150.00	53.13
Car Tax 800 cc to 1500 cc	Per Year	1638.00	1638.00	1638.00	1638.00	1638.00
Train Fare Economy per Person	Per km	1.07	1.07	1.07	1.07	1.07
Train Fare AC Sleeper per Person	Per km	4.71	4.71	4.71	4.71	4.71
Train Fare AC Lower per Person	Per km	2.66	2.66	2.66	2.66	2.66
Train Fare Business Class per Person	Per km	3.15	3.15	3.15	3.15	3.15
Auto Rickshaw Fare	Minimum	60.00	0.00	50.00	92.83	50.00
Taxi Four Seater Fare	Minimum	120.00	250.00	0.00	300.00	0.00
Bus Fare Minimum Within City	Per Ticket	15.00	20.00	0.00	0.00	0.00
Bus Fare Maximum Within City	Per Ticket	43.09	20.00	20.00	0.00	0.00
Bus Fare Outside City (non AC)	Per km	1.40	1.52	1.40	1.50	1.31
Bus Fare Outside City (AC)	Per km	2.10	2.17	1.80	2.50	1.66
Mini Bus Fare Minimum Within City	Per Ticket	15.00	0.00	0.00	0.00	0.00
Mini Bus Fare Maximum Within City	Per Ticket	43.09	0.00	0.00	0.00	0.00
Suzuki Fare Minimum Within City	Per Ticket	15.00	20.00	0.00	10.00	10.00
Suzuki Fare Maximum Within City	Per Ticket	33.02	20.00	0.00	20.00	15.00
Air Fare Economy Class Per Kilometer (National Average)	Per Person	16.56	16.56	16.56	16.56	16.56
Courier Charges Minimum Within Zone Outside City (TCS)	P/Envelope	250.00	220.00	200.00	200.00	200.00
Mobile Set with Rear Camera and Without Touch Screen	Each	3659.31	3816.59	3100.00	2500.00	2500.00
Telephone Call Charges	P/Minute	1.79	1.79	1.79	1.79	1.79
Internet Charges (DSL) 1 MB (Unlimited)	Per Month	2148.52	2148.52	2148.52	2148.52	2148.52
Mobile Call Charges	Per Unit	2.99	2.99	2.99	2.99	2.99
LED Sony/Samsung 32" Colored	Each	42000.00	0.00	29329.57	32000.00	22000.00
Personal Computer with LED Monitor (17") DELL/HP/ACER CORE i5	Each	55744.95	45000.00	55000.00	68000.00	0.00
Laptop DELL/HP/ACER Core i5, Display (14"-15')	Each	58275.35	75000.00	60000.00	70000.00	0.00
Recreational Park Charges (Minimum Playland Ticket)	Per Person	10.00	10.00	20.00	23.21	10.00
Cable Charges	Per Month	232.08	300.00	300.00	365.93	300.00
English Book Class VI	Each	94.00	90.00	72.00	87.00	90.00
English Book Class IX and X	Each	74.00	69.50	74.00	73.65	75.00
English Book Class XI Complete Set	Each	109.00	89.00	109.00	109.00	94.00
English Book BA/B.SC	Each	182.50	75.00	120.00	120.00	70.00
Urdu Book Class V (Text Book Board)	Each	73.00	73.00	76.00	80.00	73.00
Urdu Book Class IX and X (Text Book Board)	Each	68.50	67.50	68.50	72.87	75.00
Urdu Book Class XI/Inter	Each	83.00	86.00	86.00	83.00	100.00
Urdu Book BA/B.SC	Each	127.50	140.00	160.00	240.00	121.64
Mathematics Book Class V (Text Book Board)	Each	91.00	101.00	105.00	105.00	101.00
Mathematics Book Class IX and X (Text Book Board)	Each	147.00	134.00	147.00	133.32	145.94
Mathematics Book Class XI (Text Book Board)	Each	205.00	203.00	205.00	211.00	215.00
Newspaper Daily Dawn	Each	25.00	25.00	25.00	25.00	25.00
Newspaper Daily Jang	Each	20.00	20.00	20.00	20.00	20.00
Akhbar-e-Jehan Weekly	Each	70.00	70.00	70.00	70.00	70.00
MAG THE WEEKLY (Magazine)	Each	50.00	50.00	50.00	50.00	50.00
Exercise Book (with Lines) 80 to 100 Pages	Each	102.05	80.00	70.00	60.00	65.00
Lead Pencil Goldfish	Each	10.00	10.00	10.00	10.00	10.00
Pen Ink Dollar 57 ml Bottle	Each	30.00	35.00	20.00	30.00	30.00
Photostat Paper 70 gm	Packet	524.10	523.31	400.00	513.25	450.00
Ballpoint Pen Local	Each	10.00	10.00	10.00	10.00	10.00
Private School Fee English Medium Average Standard (Class I)	Per Month	3297.33	3371.83	566.19	1062.66	1000.00
Private School Fee English Medium Average Standard (Class V)	Per Month	3437.81	3580.45	782.97	1500.00	1500.00
Private School Fee English Medium Average Standard (Class VI)	Per Month	3437.81	3877.76	816.33	1832.73	2500.00
Private School Fee English Medium Average Standard (Class X)	Per Month	3396.29	3903.96	1065.60	2232.84	3000.00
Government College Fee First Year	Per Month	45.83	46.00	45.83	183.30	41.67
Private College Fee First Year	Per Month	8772.05	8469.32	2000.00	2832.94	3000.00
Coaching Fee for Class IX/X Science Group	Per Subject	2500.00	900.00	1000.00	1200.00	3000.00
Coaching Fee for Class XI/XII Science Group	Per Subject	3000.00	1100.00	1200.00	1500.00	6000.00

Contd.

7.10 Intercity Consumer Prices (Urban) May, 2021

Description	Unit	Peshawar	Abbottabad	Bannu	D.I. Khan	Mingora
Coaching Fee for Class XI/XII Commerce Group	Per Subject	3000.00	1100.00	1000.00	1200.00	950.00
Government University Fee M.S.c / M.A.	Per Month	2500.00	166.00	1787.50	2700.00	1916.67
Tuition Fee Private University M.Sc./M.A	Per Month	7870.10	0.00	1500.00	7523.66	6000.00
Government Medical College/University Tuition Fee for MBBS (1st year)	Per Month	2496.00	940.00	641.67	939.60	939.58
Private Medical College/University Tuition Fee for MBBS (1st year)	Per Month	79167.00	66666.00	0.00	0.00	0.00
Government Engineering University Tuition Fee for BE (1st year)	Per Month	641.45	0.00	3542.00	595.83	0.00
Private Engineering University Tuition Fee for BE (1st year)	Per Month	15000.00	0.00	0.00	0.00	0.00
Vocational Training Basic Computer Short Course Fee (3 Months)	Per Course	2603.37	800.00	5646.22	3158.18	3000.00
Bread Tandoori Standard Size	Each	10.00	15.00	10.00	10.00	10.00
Cooked Chicken at Average Hotel	Per Plate	153.26	120.00	120.00	130.00	180.00
Cooked Beef at Average Hotel	Per Plate	150.00	120.00	106.56	150.00	146.37
Cooked Daal at Average Hotel	Per Plate	73.19	73.19	60.00	86.53	63.16
Chicken Biryani Full/Double	Per Plate	160.00	159.40	130.00	150.00	186.43
Tea Prepared Ordinary	Per Cup	24.17	30.00	23.21	20.00	20.00
Pizza Chicken Medium Size (Average Quality)	Each	550.00	999.00	650.00	632.89	700.00
Burger with Shami Kabab (Average Quality)	Each	92.83	56.46	73.19	60.00	90.00
Chicken Roast (Full) (Average Quality)	Each	637.70	600.00	532.80	600.00	400.00
Seekh Kabab (Beef) (Average Quality)	1 Dozen	480.00	637.60	513.25	300.00	480.00
Marriage Hall Charges with Furniture	Per Head	250.00	150.00	90.00	126.33	90.00
Marriage Hall Service Charges with Food (Average Meal)	Per Head	925.59	500.00	350.00	430.89	800.00
Government Hostel Accommodation Fee for Intermediate College per Student	Per Month	785.00	558.00	450.00	450.00	575.00
Private Hostel Accommodation Fee for Intermediate College per Student	Per Month	6403.50	1750.00	2500.00	1281.80	3000.00
Hair Cut Charges for Men	Per Cut	165.10	100.00	150.00	100.00	86.18
Hair Style Charges (at Average Beauty Parlor)	Per Style	282.31	631.64	300.00	200.00	430.89
Shaving Charges	Per Shave	108.44	78.84	100.00	50.00	60.00
Electric Hair Straightener (PHILIPS)	Each	3533.02	3500.00	1630.00	1500.00	1600.00
Toilet Soap LUX 75 gm	Each	42.85	42.85	42.85	43.56	42.85
Toilet Soap LIFEBOUY 115 gm	Each	45.00	47.00	55.00	45.66	44.15
Tooth Paste COLGATE 75 gm	Each	95.00	90.00	110.00	80.00	95.00
Tooth Brush (SHIELD)	Each	58.80	60.00	40.00	50.00	40.00
Hair Color (KALA KOLA)	Tube	160.00	160.00	150.00	143.26	140.00
Hair Removing Cream (EU-Cream) 30ml Tube	Each	120.00	81.53	75.00	61.62	90.00
Shaving Cream (TOUCHME large/ADMIRAL)	Tube	80.00	85.00	80.00	78.30	80.00
Blade Treet Ordinary (10 no. Packet)	Each	50.00	50.00	35.00	43.27	40.00
Disposable Razor Gillette Blue II	Each	60.00	63.29	50.00	50.00	50.00
Shampoo Sun silk/Pantene 90 ml Bottle	Each	110.00	110.00	130.00	110.00	110.00
Lipstick Swiss Miss/Medora (Medium)	Each	150.00	125.00	160.00	150.00	100.00
Nail Polish Swiss Miss/Medora (Medium)	Each	150.00	140.00	130.00	106.56	83.20
Perfume Medium Size Broche/Medora	Each	280.00	270.00	270.00	190.00	220.00
Face Cream Ponds Medium Size (Cold)	Each	140.00	149.83	140.00	290.00	130.00
Talcum Powder Viceroy/Black Cat Large Size	Each	220.00	220.00	200.00	135.00	180.00
Hair Oil (Kala Kola hair tonic)	200 ml	230.00	243.15	230.00	196.61	190.00
Tissue Paper Perfumed Box 100 napkins	Each	180.00	180.00	140.00	135.00	120.00
Pampers (Medium Size)	Small Packet	400.00	484.00	350.00	532.80	390.00
Gold Tezabi 24 Carett	10 gm	88333.00	88305.00	89193.00	92483.33	90430.00
Silver Tezabi 24 Carett	10 gm	1400.00	1200.00	1183.00	1250.00	1230.00
Wall Clock Quartz (Average Quality)	Each	1476.34	616.22	648.72	531.33	900.00
Artificial Jewelry (Locket Set) (Average Quality)	Each	1450.05	1000.00	1397.61	548.48	1216.44
Suitcase Ragzine (24"x16"x6") (Average Quality)	Each	809.79	1500.00	1166.43	1600.00	850.00
Trunk Medium Size (Average Quality)	Each	2088.10	1400.00	2298.55	1500.00	4000.00
Purse Ladies Medium Size (Average Quality)	Each	1531.16	1000.00	1200.00	600.00	1000.00

7.10 Intercity Consumer Prices (Urban) May, 2021

Description	Unit	Quetta	Turbat	Gawadar	Loralai	Khuzdar	D.M. Jamali
Wheat	10 kg	609.95	600.00	600.00	650.00	500.00	500.00
Wheat Flour (Fine/Superior Quality)	1 kg	79.00	80.00	80.00	63.33	62.00	65.00
Wheat Flour (Average Quality)	1 kg	61.99	70.00	70.00	60.00	61.00	60.00
Wheat Flour Bag	20 kg	1244.99	1400.00	1400.00	1126.63	1220.00	1233.11
Suji	1 kg	94.91	116.57	100.00	81.63	80.00	93.22
Vermicelli (Packet)	1 kg	80.00	135.00	127.33	120.00	150.00	90.00
Besan	1 kg	184.95	180.00	180.00	176.60	150.00	140.00
Rice Basmati (Superior Quality)	1 kg	189.82	240.00	243.29	176.60	200.00	150.00
Rice Basmati 385/386	1 kg	114.93	130.00	120.00	126.58	120.00	120.00
Rice Basmati Broken (Average Quality)	1 kg	94.91	93.30	100.00	93.30	90.00	68.29
Rice IRR1-6/9 (Sindh/Punjab)	1 kg	89.91	60.00	60.00	63.29	80.00	60.00
Bread plain (Medium Size)	Each	60.00	80.00	80.00	61.62	50.00	46.42
Rusk (Papay) (Average Quality)	1 kg	189.82	231.65	225.00	233.29	200.00	140.00
Biscuit Bakery (Loose, Average Quality)	250 gm	84.90	85.00	85.00	113.24	80.00	70.00
Samosa (Vegetable, Average Quality)	Each	15.00	15.00	15.00	15.00	15.00	10.00
Nimko (Loose, Average Quality)	250 gm	74.89	90.00	100.00	61.62	90.00	80.00
Beef with Bone (Average Quality)	1 kg	539.94	600.00	600.00	480.00	500.00	450.00
Mutton (Average Quality)	1 kg	1149.27	1200.00	1200.00	1050.00	1000.00	983.05
Chicken Farm Broiler (Live)	1 kg	334.98	330.00	340.00	296.63	400.00	323.30
Fish Rahu (Medium Size)	1 kg	479.93	340.00	350.00	0.00	400.00	250.00
Milk fresh (Un-boiled)	1 Litre	120.00	136.00	140.00	110.00	110.00	120.00
Milk Tetra Pack 1 Litre (MILK PAK/HALEEB/OLPERS)	Each	160.00	155.00	160.00	160.00	160.00	155.00
Curd	1 kg	132.45	150.00	160.00	120.00	120.00	132.99
LACTOGEN 400 gm Packet	Each	620.00	600.00	600.00	613.26	620.00	620.00
Powdered Milk NIDO 390 gm Polybag	Each	500.00	500.00	500.00	493.31	510.00	480.00
Eggs Farm	Dozen	164.95	160.00	160.00	163.27	150.00	123.24
Butter Local Packed 50 gm	Each	50.00	50.00	35.00	45.00	40.00	48.27
Mustard Oil (Average Quality)	1 kg	259.87	210.00	210.00	240.00	280.00	256.62
Cooking Oil DALDA or Other Similar Brand (SN), 5 Litre Tin	Each	1540.00	1540.00	1540.00	1550.00	1560.00	1605.00
Vegetable Ghee DALDA/HABIB 2.5 kg Tin	Each	775.00	775.00	768.00	769.97	775.00	810.00
Vegetable Ghee DALDA/HABIB or Other superior Quality 1 kg Pouch	Each	303.00	300.00	296.00	300.00	305.00	316.00
Almonds (Badam) Kaghazi with Shell (Average Quality)	1 kg	837.71	746.65	753.32	1133.09	1200.00	1132.37
Groundnuts (Moong Phali) with shell	1 kg	339.90	250.00	206.06	326.53	400.00	286.51
Kinnu (Average Quality)	1 Dozen	89.63	120.00	125.15	0.00	120.00	0.00
Apple (Average Quality)	1 kg	184.75	120.00	140.00	186.43	160.00	200.00
Peach (Average Quality)	1 kg	0.00	0.00	0.00	0.00	0.00	0.00
Grapes (Angoor) (Average Quality)	1 kg	0.00	0.00	0.00	0.00	0.00	0.00
Bananas (Kela) Local	1 Dozen	109.70	200.00	200.00	92.83	80.00	93.22
Mango Kalmi (Average Quality)	1 kg	234.80	0.00	0.00	0.00	0.00	156.39
Guava (Amrood) (Average Quality)	1 kg	0.00	0.00	0.00	0.00	0.00	0.00
Watermelon (Turbooz)	1 kg	44.81	25.00	25.00	38.26	30.00	40.00
Muskmelon (Kharbuza)	1 kg	64.87	60.00	60.00	86.18	0.00	43.09
Pulse Masoor (Washed)	1 kg	169.95	170.00	178.32	156.59	156.59	160.00
Pulse Moong (Washed)	1 kg	259.97	260.00	270.00	240.00	240.00	256.62
Pulse Mash (Washed)	1 kg	269.97	220.00	243.29	273.17	200.00	286.51
Pulse Gram	1 kg	169.95	170.00	170.00	160.00	160.00	156.59
Gram Whole Black (Average Quality)	1 kg	179.95	170.00	175.00	180.00	180.00	0.00
Gram Whole Yellow (Average Quality)	1 kg	194.96	180.00	180.00	180.00	190.00	200.00
Beans Red/White (Lobia)	1 kg	284.97	260.00	220.00	236.62	250.00	186.43
Potatoes	1 kg	44.81	50.00	40.00	50.00	40.00	40.00
Chips (Loose)	250 gm	74.89	85.67	93.33	63.16	80.00	65.00
Onions	1 kg	34.76	40.00	40.00	30.00	40.00	30.00
Tomatoes	1 kg	34.76	43.09	40.00	43.09	40.00	26.21
Turnip (Shalgham)	1 kg	0.00	0.00	0.00	0.00	0.00	0.00
Radish (Mooli)	1 kg	0.00	0.00	0.00	0.00	0.00	0.00
Cauliflower (Phool Gobhi)	1 kg	0.00	0.00	0.00	0.00	0.00	0.00
Bottlegourd (Loki)	1 kg	52.28	0.00	0.00	40.00	56.46	60.00
Lady Finger (Bhindi)	1 kg	72.34	120.00	130.00	80.00	80.00	36.34
Peas (Matar)	1 kg	0.00	0.00	0.00	0.00	0.00	0.00
Spinach (Paalak)	1 kg	0.00	0.00	0.00	0.00	0.00	0.00
Tinda	1 kg	62.31	60.00	60.00	43.09	0.00	73.19

Contd.

7.10 Intercity Consumer Prices (Urban) May, 2021

Description	Unit	Quetta	Turbat	Gawadar	Loralai	Khuzdar	D.M. Jamali
Turai	1 kg	52.28	70.00	80.00	80.00	120.00	43.09
Karela	1 kg	42.23	120.00	120.00	80.00	56.46	46.42
Chilies (Green)	250 gm	32.14	40.00	35.00	22.89	40.00	18.17
Carrot (Gajar)	1 kg	0.00	0.00	0.00	0.00	0.00	0.00
Cucumber (Kheera)	1 kg	62.31	50.00	60.00	53.13	60.00	56.46
Lemon	250 gm	107.16	86.53	80.00	100.00	80.00	80.00
Garlic (Lehsun)	1 kg	244.97	280.00	250.00	200.00	200.00	200.00
Sugar Refined	1 kg	100.00	100.00	100.00	98.30	97.00	96.00
Gur (Average Quality)	1 kg	149.78	130.00	140.00	113.24	143.26	100.00
Honey MARHABA Bottle 500 gm	Each	450.00	500.00	500.00	503.31	550.00	500.00
Sweetmeat (Mixed Mithai)	1 kg	624.67	446.64	436.57	500.00	550.00	350.00
Ice Cream Walls Cup (Large Size)	Each	60.00	60.00	60.00	60.00	40.00	60.00
Cumin seed (Zeera) White NATIONAL 50 gm Packet	Each	80.00	80.00	75.00	75.00	80.00	70.00
Pepper Black NATIONAL 50 gm Packet	Each	120.00	122.61	120.00	120.00	120.00	110.00
Coriander Seed Powder NATIONAL 200 gm Packet	Each	180.00	180.00	180.00	140.00	180.00	130.00
Cardamom Large (Loose) (Average Quality)	50 gm	189.82	160.00	170.00	200.00	280.00	100.00
Cardamom Small (Average Quality)	50 gm	349.90	200.00	400.00	220.00	270.00	300.00
Salt Powdered (NATIONAL/SHAN) 800 gm Packet	Each	30.00	30.00	30.00	30.00	30.00	30.00
Chilies Powder NATIONAL 200 gm Packet	Each	380.00	380.00	380.00	380.00	380.00	380.00
Turmeric Powder NATIONAL 50 gm Packet	Each	40.00	60.00	60.00	40.00	40.00	40.00
Tomato Ketchup MITCHELLS/NATIONAL 1 kg Polybag	Each	260.00	300.00	235.00	280.00	260.00	256.62
Pickle MITCHELLS/NATIONAL Bottle (340 gm-400 gm)	Each	160.00	130.00	130.00	150.00	150.00	110.00
Ginger (Adrak)	500 gm	209.84	180.00	200.00	286.51	200.00	243.29
Custard Powder RAFHAN 300 gm Packet	Each	100.00	95.00	85.00	98.30	110.00	91.64
Tea Lipton Yellow Label 190 gm Packet	Each	230.00	230.00	230.00	230.00	230.00	230.00
Cold Drink (PEPSI/COCA-COLA) 1.5 Liter Bottle	Each	110.00	110.00	130.00	110.00	100.00	100.00
Fruit Juice Small Packet 250 ml	Each	40.00	35.00	40.00	36.34	30.00	20.00
Mineral Water NESTLE 1.5 Liter	Each	60.00	60.00	60.00	60.00	60.00	60.00
JAM-E-SHIREEN Standard Size (800 ml)	1 Bottle	280.00	280.00	280.00	280.00	280.00	280.00
Cigarettes Capstan 20'S Packet	Each	90.00	90.00	90.00	80.00	90.00	80.00
Cigarettes Gold Leaf 20'S Packet	Each	190.00	190.00	186.61	180.00	180.00	180.00
Pan Prepared (Sweet with Beetle Nuts)	Each	30.00	0.00	0.00	0.00	40.00	10.00
Long Cloth 57" Gul Ahmed/AI Karam	1 Metre	548.48	300.00	283.29	432.67	350.00	215.44
Shirting (Average Quality)	1 Metre	164.95	170.00	160.00	393.22	200.00	153.26
Pant Cloth Wash & Wear (Average Quality)	1 Metre	397.91	563.20	383.30	0.00	300.00	0.00
Lawn Printed Gul Ahmed/AI Karam	1 Metre	498.33	260.00	250.00	416.02	350.00	232.08
Georgette (Average Quality)	1 Metre	134.94	130.00	116.57	286.51	200.00	93.22
Linen, Ladies (Average Quality)	1 Metre	139.76	130.00	150.00	243.15	250.00	100.00
Heavy Weight Suiting LAWRANCE PUR (Average Quality)	1 Metre	1149.27	0.00	0.00	0.00	0.00	0.00
Full Pant Boy Length 24"/26"	Each	695.21	450.00	460.00	532.80	1100.00	416.02
Shirt Boy Length 24"/26"	Each	493.24	350.00	400.00	332.47	1000.00	416.02
School Uniform Boys (Pant & Shirt) 24"/26"	Suit	1397.61	1200.00	1293.30	743.27	1200.00	900.00
School Uniform Girls (Kameez & Shalwar) 24"/26"	Suit	1453.42	1200.00	1233.11	782.97	1200.00	765.17
Awami Suit Gents Wash & Wear (Average Quality)	Suit	896.28	1000.00	900.00	0.00	1000.00	1095.45
Women Shalwar Kameez (Average Quality)	Suit	896.28	1000.00	900.00	2398.61	1200.00	1392.48
Pullover Gents Oxford/Bonanza	Each	4495.37	2300.00	2232.84	0.00	2000.00	2236.07
Pullover Ladies Oxford/Bonanza	Each	4645.52	2232.84	2166.15	0.00	2750.00	2656.65
Pullover Gents (Average Quality)	Each	1005.68	693.27	600.00	0.00	1000.00	2000.00
Tailoring Charges Shirt (Men)	Each	397.91	500.00	400.00	0.00	350.00	432.67
Tailoring Charges Pant (Men)	Each	416.02	765.17	0.00	0.00	700.00	832.03
Tailoring Charges Awami Suit (Male)	Suit	849.02	832.03	865.35	766.31	700.00	531.33
Tailoring Charges Simple Suit (Female)	Suit	594.39	616.22	600.00	632.89	666.26	500.00
Underwear Medium Size (Average Quality)	Each	89.63	200.00	200.00	150.00	250.00	150.00
Vest "Baniyan" for Men Average Quality	Each	139.76	150.00	156.59	176.60	200.00	126.33
Brassier (Average Quality)	Each	246.62	250.00	250.00	232.08	230.00	126.33
Socks Nylon Local (Average Quality)	Pair	89.63	130.00	133.25	159.40	96.55	70.00
Dopatta Georgette (Average Quality)	Each	224.07	400.00	363.30	500.00	350.00	215.44
Dopatta Cotton (Average Quality)	Each	347.60	280.00	280.00	500.00	350.00	200.00
Chaddar (Wash-n-Wear) (2x2.5 Meter)	Each	397.91	436.64	396.64	548.48	400.00	516.14
Washing Charges Pant and Shirt Both	Each	173.80	73.29	100.00	200.00	160.00	126.33
Dry Cleaning Charges Pant Coat Both	Suit	598.61	365.93	360.00	450.00	350.00	153.26

Contd.

7.10 Intercity Consumer Prices (Urban) May, 2021

Description	Unit	Quetta	Turbat	Gawadar	Loralai	Khuzdar	D.M. Jamali
Washing Charges Shalwar Kameez	Suit	123.31	80.00	80.00	134.16	100.00	63.16
Gents Shoes Paul Bata	Pair	2199.00	2199.00	2199.00	2199.00	2199.00	2199.00
Gents Sandal Bata	Pair	1199.00	1199.00	1199.00	1199.00	1199.00	1199.00
Gents Sponge Chappal Bata	Pair	249.00	249.00	249.00	249.00	249.00	249.00
Ladies Sandal Bata	Pair	599.00	599.00	599.00	599.00	599.00	599.00
Ladies Sponge Chappal Bata	Pair	199.00	199.00	199.00	199.00	199.00	199.00
Children Shoes Power Lite Bata	Pair	1499.00	1499.00	1499.00	1499.00	1499.00	1499.00
Gents Shoes Servis	Pair	1499.00	1499.00	1499.00	1499.00	1499.00	1499.00
Cheetah 50 Size 3-5 Servis	Pair	1799.00	1799.00	1799.00	1799.00	1799.00	1799.00
Shoe Repair Full Sole	Pair	87.89	129.74	150.00	150.00	90.00	146.59
Shoe Polish Charges	Pair	40.00	53.13	55.00	26.21	46.42	30.00
House Rent Combined	Quarterly	11510.00	11655.00	11655.00	7203.00	6237.00	6238.00
Synthetic Enamel ICI Balti 3.64 Litre	Each	3200.00	3100.00	3100.00	2200.00	2000.00	2366.19
Cement (Local) 50 kg Bag	Each	660.00	650.00	650.00	616.65	640.00	600.00
Bricks New 1st Class	1000 No.	9491.22	0.00	0.00	14164.72	0.00	8500.00
Cement Blocks (6"x8"x12")	100 No.	0.00	3166.31	3200.00	2366.19	2600.00	3200.00
Bajri	100 cu ft	5246.03	4865.76	4865.76	1532.62	3000.00	3000.00
Sand (Black Pit)	100 cu ft	4245.09	3500.00	3500.00	3298.99	3500.00	2500.00
Iron Bars (M.S. BAR) 1/2 " 40 Grade	1 Ton	130000.00	125000.00	125000.00	121995.90	128000.00	128000.00
Painter Wage Rate	Per Day	1397.61	1200.00	1165.70	1200.00	1400.00	0.00
Mason Wage Rate	Per Day	1898.24	1766.03	1766.03	1500.00	1400.00	1200.00
Unskilled Labor Wage Rate	Per Day	1096.96	800.00	800.00	700.00	732.95	600.00
Plumber Wage Rate	Per Day	1197.22	1200.00	1200.00	1465.90	1500.00	965.49
Electrician Charges	Per Point	219.85	250.00	223.28	200.00	220.00	200.00
Water Charges Per House	Monthly	330.00	150.00	300.00	0.00	200.00	450.00
Charges for Refuse/Waste Collection	Monthly	144.22	500.00	500.00	0.00	0.00	300.00
Electricity Charges upto 50 Units	Per Unit	5.98	5.98	5.98	5.98	5.98	5.98
Electricity Charges 51-100 Units	Per Unit	9.68	9.68	9.68	9.68	9.68	9.68
Electricity Charges 101-300 Units	Per Unit	12.12	12.12	12.12	12.12	12.12	12.12
Electricity Charges 301-700 Units	Per Unit	13.61	13.61	13.61	13.61	13.61	13.61
Electricity Charges Above 700 Units	Per Unit	20.01	20.01	20.01	20.01	20.01	20.01
Electricity Charges Combined	Per Unit	12.28	12.28	12.28	12.28	12.28	12.28
Gas Charges upto 3.3719 MMBTU	MMBTU	141.57	0.00	0.00	0.00	0.00	141.57
Gas Charges 3.3719 - 6.7438 MMBTU	MMBTU	162.20	0.00	0.00	0.00	0.00	162.20
Gas Charges 6.7438 - 10.1157 MMBTU	MMBTU	351.00	0.00	0.00	0.00	0.00	351.00
Gas Charges 10.1157 - 13.4876 MMBTU	MMBTU	555.10	0.00	0.00	0.00	0.00	555.10
Gas Charges Above 13.4876 MMBTU	MMBTU	1141.26	0.00	0.00	0.00	0.00	1141.26
Gas Charges Combined	MMBTU	470.23	0.00	0.00	0.00	0.00	470.23
LPG 11.67 kg Cylinder	Each	1474.86	1283.00	1300.00	1250.00	1320.00	1517.00
Firewood Whole	40 kg	689.95	406.56	500.00	766.31	750.00	500.00
Chair Sheesham Wood with Arm	Each	1397.61	2700.00	2566.23	0.00	1800.00	1864.34
Chair Plastic (Chairman) (Average Quality)	Each	594.39	1000.00	1016.40	1249.33	1732.70	1000.00
Central Table Set with Glass Top	Set	4481.40	0.00	0.00	9283.18	5000.00	0.00
Sofa Set Five Seater	Set	29955.49	31663.13	25000.00	19309.79	12000.00	12961.48
Dining Table wit Glass Top and Six Chairs (Average Quality)	Set	46366.25	35663.53	34000.00	0.00	0.00	17660.30
Cot Iron (Charpai)	Each	2898.85	5733.14	5065.80	2449.66	3732.13	3825.86
Steel Almirah	Each	10969.61	15000.00	13325.13	12331.06	12831.15	13000.00
Mattress Foam Single Bed Molty/Diamond (4" Thick)	Each	4200.00	4366.41	3800.00	5161.40	4500.00	6745.37
Tube Light Philips 40 Watt	Each	250.00	180.00	166.60	200.00	150.00	150.00
Energy Saver Philips 14 Watt	Each	220.00	230.00	196.61	196.61	150.00	180.00
Plain Carpet	1 sq ft	60.25	100.00	109.33	64.87	50.00	43.09
Readymade Quilt (3 kg)	Each	996.66	600.00	576.65	1000.00	1100.00	666.26
Blanket Single (SN)	Each	1597.91	2198.48	2200.00	3565.44	3096.84	3659.31
Bed Sheet Single (Superior Quality)	Each	1716.51	850.00	800.00	1097.65	1400.00	600.00
Bed Sheet Double with two Pillow Covers (Superior Quality)	Set	1993.31	1200.00	1200.00	1383.13	2000.00	932.17
Towel Medium Size (3' x 2')	Each	297.20	500.00	346.63	450.00	500.00	315.82
Ceiling Fan 56" Pak/Younas/Millat	Each	4296.90	4800.00	4699.29	5165.15	4000.00	4466.42
Refrigerator Dawlance/Pel 10 Cubic feet Double Door	Each	42992.25	45000.00	46000.00	37632.86	35000.00	45000.00
Split Air Conditioner Orient/LG/Dawlance 1.5 Ton	Each	59977.77	55664.66	55000.00	71500.00	61000.00	60659.39
Air Cooler Super Asia ECM-4000/JC-1000	Each	16980.37	13000.00	12000.00	14831.45	10500.00	10000.00
Washing Machine with Spinner (Super Asia or Similar Brand) (SN)	Each	19399.83	17599.00	17599.00	18248.29	20000.00	0.00

Contd.

7.10 Intercity Consumer Prices (Urban) May, 2021

Description	Unit	Quetta	Turbat	Gawadar	Loralai	Khuzdar	D.M. Jamali
Sewing Machine (SN) Without Cover	Each	9400.00	5500.00	5500.00	8732.82	8830.15	7000.00
Geysier Super Asia Large Size 30 Gallons (Gas)	Each	21984.84	16665.01	17000.00	0.00	21000.00	14831.45
Electric Iron Dry (National/West Point)	Each	2314.24	2466.21	1832.73	2500.00	2366.19	1864.34
Frying Pan Non-stick Medium Size Sonex	Each	795.81	800.00	693.27	859.50	1300.00	865.35
Water Set (OMROC) 6 Glasses + jug	Set	695.21	700.00	850.00	1000.00	1000.00	600.00
Tea Set Pakistani (China-Ware) Set of 21 Pieces	Set	1497.77	1600.00	1700.00	3432.02	2500.00	2154.43
Dinner Set Plastic 72 Pieces Super Quality	Set	5246.03	4533.09	4466.42	7132.71	7749.68	4433.08
Bucket (Balti) Plastic Medium Size	Each	374.44	600.00	613.26	489.79	400.00	265.66
Lota Plastic Medium Size (Average Quality)	Each	50.00	70.00	70.00	96.55	90.00	60.00
Water Pump Golden Monoblock/Donkey 0.5 H.P	Each	9864.85	12000.00	11656.95	9000.00	10000.00	9491.22
Sufi Washing Soap 250 gm Cake	Each	60.00	40.00	40.00	55.00	50.00	40.00
Surf Excel 500 gm Polybag	Each	160.00	150.00	150.00	155.00	160.00	158.32
Express Washing Powder 1 KG Polybag	Each	210.00	240.00	230.00	210.00	210.00	210.00
Cleanser Powder Vim 900 gm Polybag	Each	90.00	96.55	98.00	100.00	85.00	100.00
Finis 400 ml Bottle	Each	320.00	215.00	215.00	186.61	190.00	250.00
Phenyl Tyfon/Finis 2.75 Litre Bottle	Each	200.00	156.59	150.00	165.00	200.00	200.00
Harpic 500 ml Bottle	Each	249.00	200.00	190.00	229.89	220.00	235.00
Boot Polish Cherry/KIWI 42 ml	Each	210.00	200.00	200.00	0.00	188.32	210.00
Robin Blue Liquid 75 ml Bottle	Each	90.00	60.00	65.00	68.29	80.00	91.64
Match Box	Each	2.80	2.00	2.00	3.00	2.00	2.29
Household Servant Female Part Time	P/ Month	1344.42	6000.00	6000.00	3397.00	4000.00	1292.66
Septran Tablets	10 No.	31.00	27.00	23.00	28.33	30.00	31.00
Panadol Tablets Plain	10 No.	18.00	15.00	15.00	17.00	16.33	15.66
Flagyl Tablets 400 mg	10 No.	25.00	22.00	20.15	22.00	22.00	22.33
Ventolin Tablets 2 mg	10 No.	14.55	14.60	14.60	13.20	15.00	13.20
Daonil Tablets 5 mg	10 No.	25.27	22.00	21.66	22.35	24.00	23.33
Entox Tablets	10 No.	17.20	16.00	16.00	17.00	17.00	16.00
CAC 1000 Tablets Sandoz Bottle	Each	180.00	180.00	180.00	180.00	180.00	180.00
Amoxil Capsule 250 mg	10 No.	48.43	45.27	45.00	45.00	45.00	45.00
Lederplex Syrup Bottle	Each	77.93	77.00	77.00	77.00	78.00	78.00
Phenergan Syrup 120 ml Bottle	Each	49.89	45.35	45.00	50.00	50.00	50.00
Calpol Syrup 100 ml Bottle	Each	69.54	63.21	63.21	63.21	63.21	70.00
Hydryllin Syrup 120 ml Bottle	Each	69.00	70.00	69.00	69.00	72.00	69.00
Inderal Tablets 10 mg	10 No.	19.65	18.00	16.65	19.73	20.00	20.00
Betnovate-N Ointment 10 gm Tube	Each	39.59	35.50	40.00	38.26	35.00	36.00
Johar Joshanda Instant (Sachet) Packet	Each	12.00	10.00	10.00	10.00	10.00	12.00
Glaxose-D 400 gm Packet	Each	160.00	160.00	160.00	160.00	160.00	160.00
Dettol Medium Bottle	Each	210.00	190.00	190.00	190.00	180.00	190.00
Electronic BP Checking Apparatus	Each	2594.86	2400.00	2200.00	0.00	0.00	0.00
Glucometer	Each	2466.21	0.00	0.00	0.00	0.00	1500.00
Doctor (MBBS) Clinic Fee	P/Patient	246.62	500.00	500.00	300.00	400.00	150.00
Gynecologist Fee Per Visit	P/Patient	680.41	669.43	782.97	500.00	400.00	0.00
Dental Surgeon Fee Per Visit	P/Patient	680.41	500.00	500.00	500.00	200.00	200.00
Dental Extraction Fee	Per Tooth	695.21	1650.96	1200.00	500.00	500.00	600.00
Urine Test (DR) Charges	Per Test	139.76	300.00	250.00	100.00	100.00	78.84
Blood Test (CP) Charges	Per Test	246.62	300.00	250.00	200.00	300.00	215.44
Sugar Test (Random/Fasting) Charges of Both	Per Test	246.62	300.00	300.00	150.00	150.00	200.00
ECG Charges	Per Test	297.20	500.00	400.00	200.00	300.00	200.00
X-RAY (Chest) Charges	Per X-ray	493.24	800.00	832.03	350.00	300.00	450.00
Ultrasound Abdominal	Per Test	594.39	1500.00	1500.00	700.00	500.00	350.00
Physiotherapist Fee Per Visit	P/Patient	594.39	1000.00	1000.00	400.00	500.00	0.00
Cost of Surgery (C-Section)	Per Case	24662.12	19309.79	18643.40	0.00	0.00	24662.12
Car Suzuki 800 cc Without AC	Each	854000.00	0.00	0.00	0.00	0.00	0.00
Car Suzuki 1000 cc	Each	1810000.00	0.00	0.00	0.00	0.00	0.00
Car Toyota 1300 cc Xli	Each	2648000.00	0.00	0.00	0.00	0.00	0.00
Car Honda Civic Turbo 1.5 VTEC	Each	4449000.00	0.00	0.00	0.00	0.00	0.00
Motorcycle Honda CD 70	Each	82900.00	84500.00	84500.00	84500.00	84500.00	83000.00
Motorcycle United/Unique 70 cc	Each	55000.00	59000.00	59000.00	57000.00	58000.00	56000.00
Bicycle	Each	7488.87	10000.00	10492.06	8000.00	0.00	7500.00
Tire Motorcycle CD 70 (Back Wheel)	Each	1324.13	1500.00	1500.00	1616.50	1600.00	1265.77
Tire Car Mehran Tubeless (General)	Each	3399.02	5533.13	5433.13	3565.44	4333.27	3565.44

Contd.

7.10 Intercity Consumer Prices (Urban) May, 2021

Description	Unit	Quetta	Turbat	Gawadar	Loralai	Khuzdar	D.M. Jamali
Petrol Super	Per Litre	106.06	106.06	106.06	106.06	106.06	106.06
Hi-Speed Diesel	Per Litre	110.76	110.76	110.76	110.76	110.76	110.76
CNG	1 kg/1 Ltr	138.90	0.00	0.00	0.00	0.00	139.00
Mobil Oil (Havoline 20w-50)	4 Litres	2680.00	2350.00	2400.00	2400.00	2400.00	2000.00
Motorcycle Service Charges	Each	224.07	150.00	150.00	100.00	150.00	131.04
Car Service Charges	Each	548.48	500.00	616.22	382.59	564.62	300.00
Tire Car Puncture Charges	Each	100.00	112.92	150.00	86.18	143.01	63.16
Car Tax 800 cc to 1500 cc	Per Year	1638.00	1638.00	1638.00	1638.00	1638.00	1638.00
Train Fare Economy per Person	Per km	1.07	1.07	1.07	1.07	1.07	1.07
Train Fare AC Sleeper per Person	Per km	4.71	4.71	4.71	4.71	4.71	4.71
Train Fare AC Lower per Person	Per km	2.66	2.66	2.66	2.66	2.66	2.66
Train Fare Business Class per Person	Per km	3.15	3.15	3.15	3.15	3.15	3.15
Auto Rickshaw Fare	Minimum	69.52	50.00	50.00	100.00	100.00	86.18
Taxi Four Seater Fare	Minimum	109.70	100.00	92.83	136.35	150.00	60.00
Bus Fare Minimum Within City	Per Ticket	20.00	0.00	0.00	0.00	0.00	0.00
Bus Fare Maximum Within City	Per Ticket	20.00	0.00	0.00	0.00	0.00	0.00
Bus Fare Outside City (non AC)	Per km	0.90	1.75	1.00	0.00	1.60	0.90
Bus Fare Outside City (AC)	Per km	2.50	2.50	2.50	2.00	2.00	2.50
Mini Bus Fare Minimum Within City	Per Ticket	20.00	0.00	0.00	0.00	0.00	0.00
Mini Bus Fare Maximum Within City	Per Ticket	20.00	0.00	0.00	0.00	0.00	0.00
Suzuki Fare Minimum Within City	Per Ticket	0.00	50.00	50.00	0.00	20.00	0.00
Suzuki Fare Maximum Within City	Per Ticket	0.00	50.00	50.00	0.00	30.00	0.00
Air Fare Economy Class Per Kilometer (National Average)	Per Person	16.56	16.56	16.56	16.56	16.56	16.56
Courier Charges Minimum Within Zone Outside City (TCS)	P/Envelope	200.00	200.00	200.00	260.00	260.00	200.00
Mobile Set with Rear Camera and Without Touch Screen	Each	2927.44	4299.22	4266.40	4065.59	3000.00	3825.86
Telephone Call Charges	P/Minute	1.79	1.79	1.79	1.79	1.79	1.79
Internet Charges (DSL) 1 MB (Unlimited)	Per Month	2148.52	2148.52	2148.52	2148.52	2148.52	2148.52
Mobile Call Charges	Per Unit	2.99	2.99	2.99	2.99	2.99	2.99
LED Sony/Samsung 32" Colored	Each	36000.00	27662.62	28000.00	37000.00	20000.00	0.00
Personal Computer with LED Monitor (17") DELL/HP/ACER CORE i5	Each	50000.00	40991.87	56000.00	61622.40	0.00	0.00
Laptop DELL/HP/ACER Core i5, Display (14'-15')	Each	28000.00	48000.00	29317.94	0.00	0.00	0.00
Recreational Park Charges (Minimum Playland Ticket)	Per Person	59.44	0.00	0.00	0.00	0.00	0.00
Cable Charges	Per Month	400.00	350.00	350.00	300.00	300.00	300.00
English Book Class VI	Each	75.00	60.00	60.00	75.00	60.00	60.00
English Book Class IX and X	Each	160.00	119.00	119.00	138.00	119.00	119.00
English Book Class XI Complete Set	Each	122.00	103.00	103.00	120.00	103.00	103.00
English Book BA/B.SC	Each	250.00	175.00	175.00	175.00	175.00	175.00
Urdu Book Class V (Text Book Board)	Each	93.00	73.00	73.00	93.00	73.00	73.00
Urdu Book Class IX and X (Text Book Board)	Each	162.00	136.00	136.00	143.00	136.00	136.00
Urdu Book Class XI/Inter	Each	128.00	85.00	85.00	128.00	85.00	85.00
Urdu Book BA/B.SC	Each	175.00	175.00	175.00	175.00	175.00	175.00
Mathematics Book Class V (Text Book Board)	Each	124.00	111.00	111.00	119.29	111.00	111.00
Mathematics Book Class IX and X (Text Book Board)	Each	157.00	136.00	136.00	157.00	157.00	136.00
Mathematics Book Class XI (Text Book Board)	Each	313.00	138.00	138.00	313.00	138.00	138.00
Newspaper Daily Dawn	Each	25.00	25.00	25.00	25.00	25.00	25.00
Newspaper Daily Jang	Each	20.00	20.00	20.00	20.00	20.00	20.00
Akhbar-e-Jehan Weekly	Each	70.00	70.00	70.00	70.00	70.00	70.00
MAG THE WEEKLY (Magazine)	Each	50.00	50.00	50.00	50.00	50.00	50.00
Exercise Book (with Lines) 80 to 100 Pages	Each	104.92	70.00	75.00	80.00	60.00	50.00
Lead Pencil Goldfish	Each	10.00	10.00	10.00	10.00	10.00	8.00
Pen Ink Dollar 57 ml Bottle	Each	30.00	31.32	35.00	30.00	30.00	30.00
Photostat Paper 70 gm	Packet	574.64	600.00	636.54	553.31	600.00	520.00
Ballpoint Pen Local	Each	10.00	15.00	12.00	10.00	10.00	10.00
Private School Fee English Medium Average Standard (Class I)	Per Month	850.00	1200.00	1132.37	766.31	600.00	866.35
Private School Fee English Medium Average Standard (Class V)	Per Month	1250.00	1400.00	1332.51	932.17	750.00	900.00
Private School Fee English Medium Average Standard (Class VI)	Per Month	1300.00	1500.00	1800.00	1333.12	1000.00	1016.40
Private School Fee English Medium Average Standard (Class X)	Per Month	1500.00	2400.00	2000.00	1483.14	1000.00	1500.00
Government College Fee First Year	Per Month	200.00	16.66	16.66	60.00	38.30	37.50

Contd.

7.10 Intercity Consumer Prices (Urban) May, 2021

Description	Unit	Quetta	Turbat	Gawadar	Loralai	Khuzdar	D.M. Jamali
Private College Fee First Year	Per Month	2800.00	0.00	0.00	0.00	0.00	0.00
Coaching Fee for Class IX/X Science Group	Per Subject	1000.00	0.00	0.00	928.32	500.00	1200.00
Coaching Fee for Class XI/XII Science Group	Per Subject	1200.00	0.00	0.00	0.00	500.00	1500.00
Coaching Fee for Class XI/XII Commerce Group	Per Subject	1200.00	0.00	0.00	0.00	0.00	1500.00
Government University Fee M.S.c / M.A.	Per Month	1900.00	0.00	0.00	0.00	0.00	0.00
Tuition Fee Private University M.Sc./M.A	Per Month	5000.00	0.00	0.00	0.00	0.00	0.00
Government Medical College/University Tuition Fee for MBBS (1st year)	Per Month	5000.00	0.00	0.00	0.00	0.00	0.00
Private Medical College/University Tuition Fee for MBBS (1st year)	Per Month	0.00	0.00	0.00	0.00	0.00	0.00
Government Engineering University Tuition Fee for BE (1st year)	Per Month	2500.00	0.00	0.00	0.00	3000.00	0.00
Private Engineering University Tuition Fee for BE (1st year)	Per Month	0.00	0.00	0.00	0.00	0.00	0.00
Vocational Training Basic Computer Short Course Fee (3 Months)	Per Course	1390.41	2500.00	3000.00	3000.00	1000.00	0.00
Bread Tandoori Standard Size	Each	20.00	10.00	12.00	20.00	20.00	15.00
Cooked Chicken at Average Hotel	Per Plate	199.83	179.81	220.00	193.10	220.00	182.97
Cooked Beef at Average Hotel	Per Plate	174.95	150.00	250.00	200.00	250.00	150.00
Cooked Daal at Average Hotel	Per Plate	104.92	136.58	140.00	129.27	100.00	80.00
Chicken Biryani Full/Double	Per Plate	279.88	180.00	213.12	186.43	120.00	150.00
Tea Prepared Ordinary	Per Cup	25.00	26.21	30.00	30.00	30.00	30.00
Pizza Chicken Medium Size (Average Quality)	Each	493.24	365.93	346.63	80.00	0.00	0.00
Burger with Shami Kabab (Average Quality)	Each	126.58	240.00	200.00	70.00	100.00	46.42
Chicken Roast (Full) (Average Quality)	Each	723.42	700.00	700.00	682.92	500.00	731.86
Seekh Kabab (Beef) (Average Quality)	1 Dozen	419.68	300.00	350.00	480.00	120.00	517.06
Marriage Hall Charges with Furniture	Per Head	80.00	0.00	0.00	0.00	0.00	0.00
Marriage Hall Service Charges with Food (Average Meal)	Per Head	347.60	0.00	0.00	0.00	0.00	0.00
Government Hostel Accommodation Fee for Intermediate College per Student	Per Month	1792.56	0.00	0.00	0.00	300.00	0.00
Private Hostel Accommodation Fee for Intermediate College per Student	Per Month	2193.92	0.00	0.00	0.00	0.00	0.00
Hair Cut Charges for Men	Per Cut	120.00	150.00	131.04	92.83	100.00	106.27
Hair Style Charges (at Average Beauty Parlor)	Per Style	347.60	500.00	400.00	424.26	250.00	215.44
Shaving Charges	Per Shave	100.00	76.52	100.00	60.00	80.00	43.09
Electric Hair Straightener (PHILIPS)	Each	2500.00	0.00	0.00	0.00	0.00	0.00
Toilet Soap LUX 75 gm	Each	45.00	49.00	49.00	56.62	55.00	45.00
Toilet Soap LIFEBUOY 115 gm	Each	46.20	45.00	44.15	46.61	50.00	48.00
Tooth Paste COLGATE 75 gm	Each	95.00	85.00	90.00	95.00	110.00	100.00
Tooth Brush (SHIELD)	Each	60.00	60.00	80.00	93.22	70.00	63.16
Hair Color (KALA KOLA)	Tube	160.00	130.00	130.00	140.00	130.00	150.00
Hair Removing Cream (EU-Cream) 30ml Tube	Each	82.46	85.00	100.00	90.00	90.00	65.00
Shaving Cream (TOUCHME large/ADMIRAL)	Tube	80.00	70.00	65.00	110.00	110.00	85.00
Blade Treet Ordinary (10 no. Packet)	Each	50.00	50.00	50.00	50.00	60.00	50.00
Disposable Razor Gillette Blue II	Each	70.00	50.00	50.00	75.00	75.00	60.00
Shampoo Sun silk/Pantene 90 ml Bottle	Each	110.00	110.00	110.00	110.00	120.00	110.00
Lipstick Swiss Miss/Medora (Medium)	Each	160.00	130.00	120.00	113.24	160.00	103.23
Nail Polish Swiss Miss/Medora (Medium)	Each	150.00	110.00	100.00	95.00	150.00	100.00
Perfume Medium Size Broche/Medora	Each	195.00	300.00	246.62	220.00	300.00	280.00
Face Cream Ponds Medium Size (Cold)	Each	140.00	150.00	146.59	150.00	310.00	130.00
Talcum Powder Viceroy/Black Cat Large Size	Each	220.00	150.00	140.00	200.00	210.00	220.00
Hair Oil (Kala Kola hair tonic)	200 ml	250.00	0.00	0.00	0.00	220.00	216.61
Tissue Paper Perfumed Box 100 napkins	Each	165.00	116.57	150.00	150.00	150.00	150.00
Pampers (Medium Size)	Small Packet	550.00	600.00	445.00	293.18	280.00	430.00
Gold Tezabi 24 Carett	10 gm	90000.00	90020.00	90020.00	88500.00	92327.00	90000.00
Silver Tezabi 24 Carett	10 gm	1200.00	1332.51	1250.00	1150.00	1148.00	1180.00
Wall Clock Quartz (Average Quality)	Each	466.08	548.48	548.48	832.03	766.31	600.00
Artificial Jewelry (Locket Set) (Average Quality)	Each	986.48	1232.45	1400.00	849.02	800.00	816.33
Suitcase Ragzine (24"x16"x6") (Average Quality)	Each	1463.72	1500.00	1365.84	2466.21	2800.00	1363.51
Trunk Medium Size (Average Quality)	Each	962.26	850.00	1000.00	1733.17	3700.00	1182.41
Purse Ladies Medium Size (Average Quality)	Each	986.48	600.00	600.00	582.85	946.65	582.85

7.10 Intercity Consumer Prices (Rural) May, 2021

Description	Unit	Bahawal-pur	DG Khan	Faisala-bad	Gujran-wala	Sahiwal	Multan	Rawalpindi
Wheat	10 kg	447.49	450.00	475.00	474.34	450.00	467.49	525.00
Wheat Flour (Average Quality)	1 kg	70.00	60.00	50.00	55.00	50.00	54.00	60.99
Wheat Flour Bag	20 kg	860.00	1050.00	1106.00	1070.00	1000.00	1080.00	1150.00
Suji	1 kg	80.00	70.00	74.83	80.00	80.00	70.00	80.00
Vermicelli (Packet)	1 kg	120.00	100.00	104.88	100.00	80.00	100.00	144.91
Besan	1 kg	154.92	150.00	130.00	140.00	134.91	144.91	154.92
Rice Basmati 385/386	1 kg	150.00	144.91	100.00	100.00	104.88	110.00	144.91
Rice Basmati Broken (Average Quality)	1 kg	74.83	90.00	90.00	80.00	72.46	80.00	94.87
Bread plain (Medium Size)	Each	60.00	70.00	65.00	60.00	60.00	60.00	60.00
Rusk (Papay) (Average Quality)	1 kg	169.71	180.00	200.00	260.00	209.76	240.00	260.00
Biscuit Bakery (Loose, Average Quality)	250 gm	109.54	100.00	84.85	150.00	94.87	80.00	104.88
Samosa (Vegetable, Average Quality)	Each	15.00	15.00	27.39	15.00	15.00	15.00	15.00
Nimko (Loose, Average Quality)	250 gm	60.00	0.00	90.00	100.00	100.00	60.00	64.81
Beef with Bone (Average Quality)	1 kg	400.00	400.00	500.00	524.40	450.00	480.00	524.40
Mutton (Average Quality)	1 kg	0.00	0.00	1000.00	1100.00	900.00	874.64	1200.00
Chicken Farm Broiler (Live)	1 kg	292.00	301.00	290.00	272.00	285.00	330.00	277.00
Fish Fresh	1 kg	0.00	350.00	300.00	387.30	0.00	289.83	304.96
Milk fresh (Un-boiled)	1 Litre	80.00	80.00	94.87	104.88	70.00	72.46	114.89
Curd	1 kg	90.00	100.00	100.00	114.89	94.87	104.88	120.00
Powdered Milk NIDO 390 gm Polybag	Each	480.00	480.00	480.00	480.00	480.00	480.00	480.00
Eggs Farm	Dozen	140.00	150.00	150.00	160.00	134.91	130.00	140.00
Mustard Oil (Average Quality)	1 kg	274.95	300.00	250.00	274.95	300.00	274.95	324.96
Vegetable Ghee DALDA/HABIB 2.5 kg Tin	Each	0.00	690.00	780.00	0.00	760.00	695.00	775.00
Vegetable Ghee DALDA/HABIB or Other superior Quality kq Pouch	1 Each	267.49	270.00	300.00	290.00	305.00	270.00	303.00
Desi Ghee	1 kg	1148.91	1500.00	1500.00	1400.00	700.00	0.00	0.00
Cooking Oil (Pouch)	1 Litre	277.49	280.00	302.00	310.00	295.00	280.00	305.00
Almonds (Badam) Kaghazi with Shell (Average Quality)	1 kg	774.60	600.00	750.00	800.00	750.00	674.54	1048.81
Groundnuts (Moong Phali) with shell	1 kg	229.78	240.00	300.00	324.04	264.95	209.76	339.41
Kinnu (Average Quality)	1 Dozen	219.09	0.00	0.00	0.00	169.71	250.00	0.00
Apple (Average Quality)	1 kg	144.91	160.00	164.92	189.74	139.64	144.91	144.91
Grapes (Angoor) (Average Quality)	1 kg	0.00	0.00	0.00	0.00	0.00	0.00	0.00
Bananas (Kela) Local	1 Dozen	124.90	120.00	154.92	180.00	129.61	209.76	224.94
Mango Kalmi (Average Quality)	1 kg	0.00	109.54	150.00	0.00	149.67	0.00	189.74
Guava (Amrood) (Average Quality)	1 kg	0.00	0.00	0.00	0.00	0.00	0.00	0.00
Watermelon (Turbooz)	1 kg	22.36	30.00	20.00	22.36	20.00	20.00	22.36
Muskmelon (Kharbuza)	1 kg	54.77	80.00	64.81	64.81	64.81	60.00	44.72
Pulse Masoor (Washed)	1 kg	154.92	150.00	144.91	137.48	144.91	140.00	160.00
Pulse Moong (Washed)	1 kg	229.78	200.00	224.94	220.00	224.94	210.00	234.95
Pulse Mash (Washed)	1 kg	264.95	240.00	264.95	250.00	260.00	254.95	274.95
Pulse Gram	1 kg	154.92	160.00	140.00	137.48	144.91	150.00	154.92
Gram Whole Black (Average Quality)	1 kg	120.00	150.00	134.91	137.48	140.00	140.00	154.92
Gram Whole Yellow (Average Quality)	1 kg	134.91	160.00	134.91	130.00	140.00	130.00	160.00
Beans Red/White (Lobia)	1 kg	244.95	140.00	160.00	220.00	200.00	0.00	280.00
Potatoes	1 kg	50.00	50.00	50.00	50.00	54.77	44.72	50.00
Chips (Loose)	250 gm	0.00	0.00	85.00	100.00	0.00	0.00	114.89
Onions	1 kg	20.00	20.00	27.39	30.00	22.36	20.00	32.40
Tomatoes	1 kg	20.00	24.49	30.00	32.40	17.32	20.00	34.64
Turnip (Shalgham)	1 kg	0.00	0.00	0.00	0.00	0.00	0.00	0.00
Radish (Mooli)	1 kg	0.00	0.00	0.00	0.00	0.00	0.00	0.00
Cauliflower (Phool Gobhi)	1 kg	0.00	0.00	0.00	0.00	0.00	0.00	0.00
Bottlegourd (Loki)	1 kg	30.00	30.00	54.77	30.00	24.49	30.00	74.83
Lady Finger (Bhindi)	1 kg	54.77	60.00	109.54	74.83	44.72	40.00	74.83
Peas (Matar)	1 kg	0.00	0.00	0.00	0.00	0.00	0.00	0.00
Spinach (Paalak)	1 kg	0.00	0.00	0.00	0.00	0.00	0.00	0.00
Tinda	1 kg	129.61	60.00	124.90	114.89	109.54	80.00	54.77
Turai	1 kg	64.81	40.00	30.00	54.77	74.83	40.00	80.00
Karela	1 kg	50.00	40.00	74.83	54.77	44.72	40.00	89.44
Chillies (Green)	250 gm	10.00	15.00	15.00	12.25	12.25	10.00	17.32
Carrot (Gajar)	1 kg	0.00	0.00	0.00	0.00	0.00	0.00	0.00
Cucumber (Kheera)	1 kg	30.00	40.00	50.00	50.00	40.00	30.00	44.72
Lemon	250 gm	64.81	80.00	54.77	50.00	54.77	60.00	74.83

Contd.

7.10 Intercity Consumer Prices (Rural) May, 2021

Description	Unit	Bahawal-pur	DG Khan	Faisala-bad	Gujran-wala	Sahiwal	Multan	Rawalpindi
Garlic (Lehsun)	1 kg	180.00	150.00	160.00	154.92	150.00	160.00	189.74
Brinjal	1 kg	40.00	20.00	40.00	54.77	54.77	0.00	64.81
Arvi	1 kg	0.00	0.00	0.00	0.00	0.00	0.00	0.00
Sugar Refined	1 kg	100.00	100.00	102.47	92.47	90.33	95.00	98.99
Gur (Average Quality)	1 kg	114.89	130.00	114.89	114.89	104.88	120.00	134.91
Honey MARHABA Bottle 500 gm	Each	450.00	450.00	540.00	500.00	425.00	400.00	450.00
Sweetmeat (Mixed Mithai)	1 kg	380.00	350.00	350.00	350.00	354.96	320.00	340.00
Ice Cream Walls Cup (Large Size)	Each	55.00	0.00	55.00	55.00	55.00	60.00	60.00
Ginger (Adrak)	500 gm	200.00	200.00	170.00	160.00	160.00	160.00	200.00
Custard Powder RAFHAN 300 gm Packet	Each	109.00	110.00	100.00	100.00	100.00	100.00	109.09
Coriander Seed Powder Loose	1 kg	339.41	320.00	280.00	289.83	274.95	309.84	389.87
Salt Powder Loose	1 kg	12.00	10.00	10.00	17.32	20.00	10.00	20.00
Chillies Powder Loose	1 kg	724.57	650.00	674.54	574.46	700.00	600.00	774.60
Turmeric Powder Loose	250 gm	64.81	70.00	64.81	54.77	62.45	60.00	89.44
Tea Lipton Yellow Label 190 gm Packet	Each	230.00	230.00	230.00	230.00	230.00	230.00	230.00
Cold Drink (PEPSI/COCA-COLA) 1.5 Liter Bottle	Each	100.00	100.00	120.00	100.00	100.00	100.00	100.00
Fruit Juice Small Packet 250 ml	Each	20.00	30.00	22.36	30.00	22.36	25.00	25.00
JAM-E-SHIREEN Standard Size (800 ml)	1 Bottle	280.00	280.00	280.00	280.00	280.00	280.00	280.00
Cigarettes Capstan 20'S Packet	Each	80.00	80.00	80.00	80.00	80.00	80.00	80.00
Cigarettes Gold Leaf 20'S Packet	Each	180.00	180.00	180.00	180.00	180.00	180.00	180.00
Tobacco Hukka Twisted	1 kg	364.69	0.00	254.95	374.17	223.61	289.83	474.97
Chewing Tobacco (Niswar)	250 gm	109.54	0.00	90.00	50.00	0.00	47.43	54.77
Pan Prepared (Sweet with Beetle Nuts)	Each	44.72	20.00	27.39	30.00	30.00	30.00	44.72
Shirting (Average Quality)	1 Metre	309.84	350.00	154.92	250.00	289.83	200.00	354.96
Georgette (Average Quality)	1 Metre	114.89	230.00	150.00	0.00	0.00	0.00	164.92
Linen, Ladies (Average Quality)	1 Metre	120.00	220.00	134.91	160.00	144.91	144.91	269.81
Long Cloth	1 Metre	254.95	300.00	273.86	222.49	184.93	237.17	229.78
Lawn Printed (Average Quality)	1 Metre	0.00	230.00	0.00	180.00	172.48	189.74	194.94
Full Pant Boy Length 24"/26"	Each	0.00	474.34	524.40	0.00	824.62	648.07	624.50
Shirt Boy Length 24"/26"	Each	0.00	474.34	474.34	0.00	500.00	500.00	624.50
School Uniform Boys (Pant & Shirt) 24"/26"	Suit	724.57	600.00	600.00	624.50	524.40	674.54	537.35
School Uniform Girls (Kameez & Shalwar) 24"/26"	Suit	687.39	624.50	600.00	624.50	648.07	774.60	624.50
Pullover Gents (Average Quality)	Each	748.33	600.00	524.40	500.00	2345.21	1048.81	1274.75
Pullover Ladies (Average Quality)	Each	648.07	624.50	648.07	500.00	2397.92	1249.00	1274.75
Tailoring Charges Awami Suit (Male)	Suit	574.46	674.54	648.07	748.33	547.72	574.46	724.57
Tailoring Charges Simple Suit (Female)	Suit	524.40	624.50	700.00	700.00	400.00	424.26	724.57
Underwear Medium Size (Average Quality)	Each	129.61	230.00	89.44	130.00	164.92	120.00	212.13
Vest "Baniyan" for Men Average Quality	Each	109.54	160.00	223.61	144.91	189.74	180.00	212.13
Brassier (Average Quality)	Each	109.54	250.00	223.61	134.91	234.95	139.64	254.95
Socks Nylon Local (Average Quality)	Pair	94.87	130.00	74.83	109.54	134.91	114.89	84.85
Lungi/Dhoti Cotton (Average Quality)	Each	324.04	350.00	273.86	374.17	324.04	234.52	424.26
Dopatta Georgette (Average Quality)	Each	312.25	300.00	223.61	400.00	227.49	273.86	289.83
Dopatta Cotton (Average Quality)	Each	223.61	300.00	223.61	250.00	209.76	244.95	289.83
Chaddar (Wash-n-Wear) (2x2.5 Meter)	Each	524.40	400.00	324.04	1095.45	424.26	574.46	512.35
Washing Charges Shalwar Kameez	Suit	70.00	100.00	70.00	120.00	74.83	84.85	89.44
Footware Gents Local (Average Quality)	Pair	648.07	648.07	524.40	574.46	574.46	547.72	1024.70
Footware Ladies Local (Average Quality)	Pair	574.46	424.26	424.26	524.40	524.40	374.17	724.57
Footware Children Local (Average Quality)	Pair	374.17	250.00	324.04	324.04	374.17	273.86	624.50
Shoe Repair Full Sole	Pair	74.83	89.44	200.00	120.00	200.00	84.85	189.74
Shoe Polish Charges	Pair	24.49	30.00	27.39	24.49	20.00	20.00	30.00
House Rent Combined	Quarterly	3860.00	3033.00	3591.00	3345.00	4312.00	3410.00	6261.00
Cement (Local) 50 kg Bag	Each	600.00	620.00	610.00	610.00	600.00	600.00	590.00
Bricks New 1st Class	1000 No.	0.00	7000.00	9500.00	11000.00	7599.34	6899.28	11247.22
Bajri	100 cu ft	7000.00	3600.00	6000.00	7500.00	5848.08	6000.00	5749.78
Sand (Black Pit)	100 cu ft	0.00	3200.00	2600.00	3000.00	2200.00	0.00	3649.66
Painter Wage Rate	Per Day	874.64	1000.00	948.68	1000.00	948.68	948.68	1095.45
Mason Wage Rate	Per Day	1048.81	1000.00	1349.07	1449.14	1200.00	948.68	1200.00
Unskilled Labor Wage Rate	Per Day	600.00	600.00	700.00	848.53	574.46	600.00	800.00
Plumber Wage Rate	Per Day	874.64	1000.00	800.00	1000.00	0.00	948.68	1148.91
Electrician Charges	Per Point	120.00	80.00	104.88	164.32	0.00	0.00	229.78
Carpenter Wage Rate	Per Day	874.64	1000.00	848.53	1000.00	948.68	948.68	1200.00
Water Charges Per House	Monthly	0.00	0.00	0.00	350.00	150.00	0.00	0.00

Contd.

7.10 Intercity Consumer Prices (Rural) May, 2021

Description	Unit	Bahawal-pur	DG Khan	Faisala-bad	Gujran-wala	Sahiwal	Multan	Rawalpindi
Charges for Refuse/Waste Collection	Monthly	0.00	0.00	0.00	122.47	125.00	0.00	0.00
Electricity Charges upto 50 Units	Per Unit	5.98	5.98	5.98	5.98	5.98	5.98	5.98
Electricity Charges 51-100 Units	Per Unit	9.68	9.68	9.68	9.68	9.68	9.68	9.68
Electricity Charges 101-300 Units	Per Unit	12.12	12.12	12.12	12.12	12.12	12.12	12.12
Electricity Charges 301-1000 Units	Per Unit	13.61	13.61	13.61	13.61	13.61	13.61	13.61
Electricity Charges Above 1000 Units	Per Unit	20.01	20.01	20.01	20.01	20.01	20.01	20.01
Electricity Charges Combined	Per Unit	12.28	12.28	12.28	12.28	12.28	12.28	12.28
LPG 11.67 kg Cylinder	Each	1210.00	1174.73	1250.00	1223.63	1050.00	1280.00	1250.00
Kerosene Oil	1 Litre	0.00	120.00	125.00	150.00	125.00	140.00	134.91
Firewood Whole	40 kg	0.00	450.00	600.00	624.50	600.00	600.00	574.46
Coal	1 kg	70.00	0.00	84.85	60.00	80.00	84.85	94.87
Cot Iron (Charpai)	Each	0.00	2397.92	2500.00	2800.00	1749.29	1897.37	2549.51
Tube Light Philips 40 Watt	Each	254.95	0.00	250.00	250.00	250.00	240.00	264.95
Energy Saver Philips 14 Watt	Each	200.00	190.00	189.74	225.00	170.00	200.00	164.92
Readymade Quilt (3 kg)	Each	1449.14	648.07	0.00	1000.00	1250.00	0.00	0.00
Blanket Single (SN)	Each	2645.75	2097.62	2097.62	2500.00	2846.05	1700.00	2549.51
Towel Medium Size (2' x 3')	Each	162.02	250.00	223.61	350.00	273.86	180.00	354.96
Ceiling Fan 56" Pak/Younas/Millat	Each	5000.00	4200.00	5744.56	4200.00	4450.00	3700.00	4549.73
Refrigerator Dawlance/Pel 10 Cubic feet Double Door	Each	42650.00	38000.00	0.00	38000.00	44749.30	40500.00	43249.28
Washing Machine with Spinner (Super Asia or Similar Brand) (SN)	Each	23700.00	17000.00	0.00	20000.00	24000.00	19500.00	20396.08
Sewing Machine (SN) Without Cover	Each	10246.95	9650.00	5200.00	9000.00	7500.00	6500.00	8746.43
Water Set (OMROC) 6 Glass	Set	674.54	600.00	848.53	547.72	624.50	700.00	574.46
Tea Set Pakistani (China-Ware) Set of 21 Pieces	Set	3549.65	3000.00	2749.55	2500.00	3741.66	4098.78	3898.72
Dinner Set Plastic 72 Pieces Super Quality	Set	9246.62	6000.00	4242.64	6000.00	6348.23	5899.15	7899.37
Bucket (Balti) Plastic Medium Size	Each	374.17	400.00	424.26	350.00	274.95	424.26	444.97
Lota Plastic Medium Size (Average Quality)	Each	84.85	70.00	60.00	60.00	54.77	69.28	74.83
Aluminium Cooking Pan (Degchi)	Each	0.00	500.00	500.00	400.00	624.50	524.40	774.60
Plates Steel Medium Size (Average Quality)	Each	94.87	70.00	70.00	70.00	62.45	80.00	84.85
Water Cooler 9/10 Litre Plastic Super Quality	1 No.	724.57	848.53	748.33	500.00	874.64	774.60	554.98
Water Pump Golden Monoblock/Donkey 0.5 H.P	Each	9800.00	0.00	8000.00	5500.00	7500.00	0.00	0.00
Express Washing Powder 1 KG Polybag	Each	220.00	220.00	210.00	220.00	210.00	220.00	220.00
Cleanser Powder Vim 900 gm Polybag	Each	0.00	0.00	95.00	80.00	90.00	91.14	91.14
Finis 400 ml Bottle	Each	0.00	250.00	208.00	200.00	240.00	0.00	0.00
Boot Polish Cherry/KIWI 42 ml	Each	210.00	200.00	250.00	210.00	200.00	200.00	210.00
Robin Blue Liquid 75 ml Bottle	Each	0.00	85.00	90.00	90.00	90.00	90.00	100.00
Match Box	Each	4.00	3.00	3.00	3.00	4.00	3.00	3.46
Washing Soap 250 gm Cake (Specify Name)	Each	40.00	50.00	50.00	55.00	60.00	22.00	60.00
Panadol Tablets Plain	10 No.	16.00	15.80	15.80	16.00	15.60	15.63	15.60
Daonil Tablets 5 mg	10 No.	23.80	23.25	23.00	23.83	23.12	23.25	23.90
CAC 1000 Tablets Sandoz Bottle	Each	180.00	180.00	180.00	180.00	180.00	180.00	180.00
Amoxil Capsule 250 mg	10 No.	48.00	43.10	46.00	48.40	48.40	48.43	48.40
Hydryllin Syrup 120 ml Bottle	Each	69.00	69.00	69.00	69.00	69.00	69.00	69.00
Inderal Tablets 10 mg	10 No.	19.65	19.60	17.80	20.00	19.65	19.06	19.65
Johar Joshanda Instant (Sachet) Packet	Each	12.00	12.00	12.00	12.00	12.00	12.00	12.00
Dettol Medium Bottle	Each	210.00	210.00	210.00	204.94	190.00	210.00	210.00
Doctor (MBBS) Clinic Fee	Per Patient	0.00	300.00	223.61	200.00	346.41	150.00	244.95
Dental Surgeon Fee Per Visit	Per Patient	346.41	0.00	223.61	400.00	150.00	0.00	0.00
Blood Test (CP) Charges	Per Test	374.17	300.00	650.00	400.00	244.95	273.86	474.34
X-RAY (Chest) Charges	Per X-ray	424.26	374.17	500.00	400.00	300.00	424.26	474.34
Physiotherapist Fee Per Visit	Per Patient	0.00	0.00	0.00	500.00	547.72	0.00	0.00
Cost of Surgery (C-Section)	Per Case	25495.10	16970.56	12490.00	37416.57	15000.00	18973.67	20493.90
Car Suzuki 800 cc Without AC	Each	846500.00	0.00	0.00	817750.00	839000.00	0.00	858241.81
Motorcycle Honda CD 70	Each	84500.00	0.00	0.00	84500.00	84500.00	0.00	84500.00
Bicycle	Each	10747.09	0.00	9500.00	11500.00	11500.00	0.00	10246.95
Tire Motorcycle CD 70 (Back Wheel)	Each	1524.80	1200.00	1350.00	1250.00	1200.00	1230.00	1474.79
Tire Car Mehran Tubeless (General)	Each	4549.73	0.00	0.00	4500.00	4100.00	0.00	4524.93
Tire Cycle	Each	370.00	450.00	400.00	424.26	350.00	440.00	387.30
Petrol Super	Per Litre	106.06	106.06	106.06	106.06	106.06	106.06	106.06
Hi-Speed Diesel	Per Litre	110.76	110.76	110.76	110.76	110.76	110.76	110.76
CNG	1 kg/1 Ltr	88.75	0.00	85.95	88.25	85.55	0.00	86.90
Mobil Oil (Havoline 20w-50)	4 Litres	2372.00	0.00	2375.00	2310.00	2372.00	0.00	2372.00

Contd.

7.10 Intercity Consumer Prices (Rural) May, 2021

Description	Unit	Bahawal-pur	DG Khan	Faisala-bad	Gujran-wala	Sahiwal	Multan	Rawalpindi
Motorcycle Service Charges	Each	100.00	120.00	150.00	100.00	150.00	80.00	150.00
Car Tax 800 cc to 1500 cc	Per Year	2775.00	2775.00	2775.00	2775.00	2775.00	2775.00	2775.00
Train Fare Economy per Person	Per km	1.09	1.09	1.09	1.09	1.09	1.09	1.09
Bus Fare Outside City (non AC)	Per km	0.93	0.00	0.86	1.60	1.35	0.00	0.93
Chingchi Rickshaw Charges, Minimum	Per Person	12.25	20.00	27.39	10.00	20.00	10.00	20.00
Air Fare Economy Class Per Kilometer	Per Person	16.56	16.56	16.56	16.56	16.56	16.56	16.56
Postal Registration Charges	Per Envelop	50.00	50.00	50.00	50.00	50.00	50.00	50.00
Mobile Set with Rear Camera and Without Touch Screen	Each	2600.00	3600.00	5200.00	2800.00	5000.00	3850.00	3124.90
Telephone Call Charges	Per Minute	1.79	1.79	1.79	1.79	1.79	1.79	1.79
Internet Charges (DSL) 1 MB (Unlimited)	Per Month	2148.52	2148.52	2148.52	2148.52	2148.52	2148.52	2148.52
Mobile Call Charges	Per Unit	2.99	2.99	2.99	2.99	2.99	2.99	2.99
LED Sony/Samsung 32" Colored	Each	47999.00	0.00	0.00	33000.00	30000.00	22800.00	26099.81
Personal Computer with LED Monitor (17") DELL/HP/ACER CORE i5	Each	0.00	0.00	0.00	30000.00	80000.00	0.00	0.00
Pets Feed	10 kg	0.00	0.00	848.53	400.00	0.00	0.00	0.00
Cable Charges	Per Month	0.00	273.86	244.95	300.00	200.00	250.00	300.00
English Books Class VI	Each	82.00	93.00	82.00	93.00	93.00	93.00	93.00
English Books Class IX and X	Each	137.00	147.00	137.00	157.00	157.00	157.00	157.00
English Books Class XI Complete Set	Each	81.00	87.00	82.00	87.00	103.00	103.00	87.00
Urdu Books Class V (Text Book Board)	Each	62.00	70.00	62.00	70.00	101.00	101.00	70.00
Urdu Books Class IX and X (Text Book Board)	Each	148.00	169.00	148.00	169.00	169.00	169.00	166.00
Newspaper Daily Jang	Each	0.00	20.00	20.00	20.00	20.00	20.00	20.00
Exercise Book (with Lines) 80 to 100 Pages	Each	64.81	80.00	70.00	50.00	54.77	50.00	74.83
Lead Pencil Goldfish	Each	7.00	10.00	8.00	10.00	8.94	7.00	12.00
Ballpoint Pen Local	Each	5.92	10.00	8.00	10.00	10.00	10.00	10.00
Private School Fee English Medium Average Standard (Class I)	Per Month	424.26	1300.00	500.00	1000.00	547.72	648.07	2949.58
Private School Fee English Medium Average Standard (Class V)	Per Month	748.33	0.00	600.00	1000.00	547.72	692.82	3046.31
Private School Fee English Medium Average Standard (Class VI)	Per Month	948.68	0.00	800.00	1200.00	648.07	0.00	3046.31
Coaching Fee for Class IX/X Science Group	Per Subject	1500.00	300.00	2000.00	547.72	300.00	273.86	547.72
Vocational Training Basic Computer Short Course Fee (3 Months)	Per Course	3240.37	0.00	0.00	3240.37	4898.98	0.00	2645.75
Bread Tandoori Standard Size	Each	6.48	6.00	8.00	10.00	8.00	7.00	10.95
Cooked Chicken at Average Hotel	Per Plate	124.90	100.00	200.00	150.00	150.00	100.00	200.00
Cooked Beef at Average Hotel	Per Plate	164.92	100.00	264.58	174.93	0.00	130.00	140.00
Cooked Daal at Average Hotel	Per Plate	80.00	50.00	80.00	60.00	50.00	50.00	84.85
Chicken Biryani Full/Double	Per Plate	140.00	100.00	169.71	150.00	150.00	130.00	130.00
Tea Prepared Ordinary	Per Cup	22.36	30.00	27.39	30.00	25.00	22.36	30.00
Pizza Chicken Medium Size (Average Quality)	Each	674.54	0.00	223.61	223.61	445.00	0.00	800.00
Burger with Shami Kabab (Average Quality)	Each	60.00	0.00	54.77	70.00	60.00	50.00	84.85
Chicken Roast (Full) (Average Quality)	Each	644.98	0.00	800.00	600.00	840.00	0.00	587.37
Seekh Kabab (Beef) (Average Quality)	1 Dozen	960.00	0.00	600.00	600.00	600.00	0.00	600.00
Marriage Hall Charges with Furniture	Per Head	120.00	0.00	0.00	100.00	150.00	120.00	134.16
Marriage Hall Service Charges with Food (Average Meal)	Per Head	894.43	0.00	0.00	1000.00	574.46	500.00	574.46
Government Hostel Accommodation Fee for Intermediate College per Student	Per Month	20.00	0.00	0.00	0.00	0.00	0.00	0.00
Private Hostel Accommodation Fee for Intermediate College per Student	Per Month	2236.07	0.00	0.00	0.00	0.00	0.00	0.00
Hair Cut Charges for Men	Per Cut	84.85	50.00	100.00	64.81	50.00	80.00	100.00
Shaving Charges	Per Shave	50.00	34.64	50.00	44.72	34.64	44.72	80.00
Toilet Soap LUX 75 gm	Each	48.21	45.00	57.00	42.85	45.00	48.21	48.20
Tooth Paste COLGATE 75 gm	Each	95.00	120.00	110.00	100.00	90.00	95.00	120.00
Tooth Brush (SHIELD)	Each	30.00	55.00	90.00	50.00	64.81	50.00	60.00
Hair Color (KALA KOLA)	Tube	160.00	160.00	170.00	160.00	160.00	160.00	160.00
Hair Removing Cream (EU-Cream) 30ml Tube	Each	85.00	75.00	80.00	70.00	80.00	75.00	90.00
Shaving Cream (TOUCHME Large/ADMIRAL)	Tube	80.00	80.00	85.00	80.00	85.00	80.00	80.00
Blade Treet Ordinary (10 no. Packet)	Each	40.00	50.00	40.00	48.00	40.00	45.00	50.00
Disposable Razor Gillette Blue II	Each	60.00	70.00	70.00	60.00	74.83	55.00	67.45
Shampoo Sun Silk/Pantene 90 ml Bottle	Each	110.00	110.00	110.00	110.00	99.00	123.75	123.75
Talcum Powder Viceroy/Black Cat	Each	220.00	200.00	135.00	240.00	200.00	220.00	200.00
Gold Tezabi 24 Carett	10 gm	87870.00	90000.00	87760.00	90450.00	90020.00	87800.00	90440.00
Artificial Jewelry (Locket Set) (Average Quality)	Each	374.17	500.00	424.26	400.00	374.17	273.86	329.85
Suitcase Ragzine (24"x16"x6") (Average Quality)	Each	1897.37	1095.45	1095.45	1249.00	1050.00	748.33	1349.07
Trunk Medium Size (Average Quality)	Each	2449.49	1249.00	1496.66	2300.00	1200.00	1324.76	1749.29
Purse Ladies Medium Size (Average Quality)	Each	1100.00	700.00	374.17	447.21	350.00	447.21	362.28

7.10 Intercity Consumer Prices (Rural) May, 2021

Description	Unit	Khushab	Hyder- abad	Faisalabad	Shahdad Kot	Mirpur- khas	Khairpur	Shaheed Benazirabad
Wheat	10 kg	450.00	532.49	0.00	0.00	500.00	475.00	500.00
Wheat Flour (Average Quality)	1 kg	53.00	63.50	64.00	60.99	60.00	57.97	58.99
Wheat Flour Bag	20 kg	1200.00	0.00	1280.00	1160.00	0.00	1180.00	1180.00
Suji	1 kg	80.00	80.00	82.46	70.00	75.00	72.46	75.00
Vermicelli (Packet)	1 kg	120.00	120.00	124.90	100.00	140.00	100.00	92.47
Besan	1 kg	160.00	154.92	154.92	144.22	155.00	134.91	147.48
Rice Basmati 385/386	1 kg	110.00	90.00	114.89	104.88	110.00	95.00	105.00
Rice Basmati Broken (Average Quality)	1 kg	74.83	90.00	114.89	109.54	80.00	70.00	97.47
Bread plain (Medium Size)	Each	65.00	65.00	65.00	60.00	80.00	70.00	57.45
Rusk (Papay) (Average Quality)	1 kg	249.80	210.00	269.81	289.83	180.00	200.00	250.00
Biscuit Bakery (Loose, Average Quality)	250 gm	84.85	80.00	110.00	109.54	80.00	64.81	92.47
Samosa (Vegetable, Average Quality)	Each	20.00	12.00	14.49	12.25	10.00	15.00	10.00
Nimko (Loose, Average Quality)	250 gm	70.00	0.00	0.00	109.54	70.00	72.46	92.47
Beef with Bone (Average Quality)	1 kg	450.00	0.00	600.00	500.00	0.00	500.00	550.00
Mutton (Average Quality)	1 kg	900.00	0.00	0.00	1024.70	0.00	0.00	1050.00
Chicken Farm Broiler (Live)	1 kg	270.00	302.49	340.00	285.00	325.00	320.00	300.00
Fish Fresh	1 kg	264.58	400.00	289.83	334.66	300.00	300.00	364.97
Milk fresh (Un-boiled)	1 Litre	80.00	104.88	130.00	104.88	90.00	104.88	100.00
Curd	1 kg	100.00	140.00	200.00	120.00	110.00	120.00	150.00
Powdered Milk NIDO 390 gm Polybag	Each	490.00	500.00	480.00	490.00	480.00	474.97	480.00
Eggs Farm	Dozen	175.00	144.91	150.00	140.00	135.00	140.00	164.92
Mustard Oil (Average Quality)	1 kg	275.00	264.95	274.95	292.40	270.00	260.00	250.00
Vegetable Ghee DALDA/HABIB 2.5 kg Tin	Each	740.00	775.00	775.00	775.00	785.00	775.00	790.00
Vegetable Ghee DALDA/HABIB or Other superior Quality	1 kg Pouch	290.00	303.00	303.00	303.00	310.00	296.00	314.00
Desi Ghee	1 kg	1300.00	900.00	929.52	948.68	1200.00	1249.00	1300.00
Cooking Oil (Pouch)	1 Litre	290.00	305.00	280.00	280.00	285.00	300.00	296.00
Almonds (Badam) Kaghazi with Shell (Average Quality)	1 kg	700.00	924.66	900.00	1500.00	1100.00	1100.00	980.00
Groundnuts (Moong Phali) with shell	1 kg	320.00	180.00	369.86	380.00	240.00	250.00	372.49
Kinnu (Average Quality)	1 Dozen	240.00	0.00	0.00	100.00	0.00	84.85	114.89
Apple (Average Quality)	1 kg	194.94	144.91	154.92	173.21	150.00	144.91	164.92
Grapes (Angoor) (Average Quality)	1 kg	0.00	0.00	0.00	0.00	0.00	0.00	0.00
Bananas (Kela) Local	1 Dozen	180.00	89.44	129.61	120.00	80.00	64.81	60.00
Mango Kalmi (Average Quality)	1 kg	100.00	0.00	180.00	273.86	0.00	0.00	120.00
Guava (Amrood) (Average Quality)	1 kg	0.00	0.00	0.00	0.00	0.00	0.00	0.00
Watermelon (Turbooz)	1 kg	20.00	44.72	34.64	44.72	40.00	24.49	50.00
Muskmelon (Kharbuza)	1 kg	74.83	64.81	50.00	30.00	50.00	50.00	50.00
Pulse Masoor (Washed)	1 kg	160.00	144.91	154.92	140.00	140.00	144.91	172.48
Pulse Moong (Washed)	1 kg	240.00	234.95	240.00	240.00	220.00	234.95	257.49
Pulse Mash (Washed)	1 kg	240.00	224.94	249.80	240.00	250.00	229.78	220.00
Pulse Gram	1 kg	140.00	144.91	160.00	140.00	140.00	144.91	160.00
Gram Whole Black (Average Quality)	1 kg	110.00	0.00	0.00	0.00	0.00	140.00	0.00
Gram Whole Yellow (Average Quality)	1 kg	140.00	144.91	154.92	180.00	185.00	154.92	162.48
Beans Red/White (Lobia)	1 kg	200.00	260.00	269.81	209.76	180.00	189.74	164.92
Potatoes	1 kg	52.44	27.39	37.42	30.00	30.00	35.00	30.00
Chips (Loose)	250 gm	124.90	0.00	114.89	150.00	70.00	60.00	97.47
Onions	1 kg	27.39	24.49	25.00	27.39	30.00	25.00	27.39
Tomatoes	1 kg	44.72	22.36	30.00	10.00	25.00	20.00	20.00
Turnip (Shalgham)	1 kg	0.00	0.00	0.00	0.00	0.00	0.00	0.00
Radish (Mooli)	1 kg	0.00	0.00	0.00	0.00	0.00	0.00	0.00
Cauliflower (Phool Gobhi)	1 kg	0.00	0.00	0.00	0.00	0.00	0.00	0.00
Bottlegourd (Loki)	1 kg	0.00	34.64	44.72	0.00	40.00	20.00	0.00
Lady Finger (Bhindi)	1 kg	80.00	74.83	80.00	44.72	0.00	30.00	77.46
Peas (Matar)	1 kg	0.00	0.00	0.00	0.00	0.00	0.00	0.00
Spinach (Paalak)	1 kg	0.00	0.00	0.00	0.00	0.00	0.00	0.00
Tinda	1 kg	80.00	69.28	64.81	60.00	65.00	50.00	54.77
Turai	1 kg	60.00	44.72	40.00	0.00	75.00	24.49	42.43
Karela	1 kg	60.00	54.77	60.00	0.00	60.00	40.00	42.43
Chilies (Green)	250 gm	15.00	12.25	30.00	20.00	20.00	15.00	37.42
Carrot (Gajar)	1 kg	0.00	0.00	0.00	0.00	0.00	0.00	0.00
Cucumber (Kheera)	1 kg	40.00	50.00	44.72	50.00	60.00	50.00	47.43
Lemon	250 gm	50.00	100.00	100.00	70.00	70.00	80.00	64.81

Contd.

7.10 Intercity Consumer Prices (Rural) May, 2021

Description	Unit	Khushab	Hyder- abad	Faisalabad	Shahdad Kot	Mirpur- khas	Khairpur	Shaheed Benazirabad
Garlic (Lehsun)	1 kg	160.00	109.54	220.00	150.00	200.00	150.00	204.94
Brinjal	1 kg	40.00	44.72	50.00	0.00	0.00	30.00	37.42
Arvi	1 kg	0.00	0.00	0.00	0.00	0.00	0.00	0.00
Sugar Refined	1 kg	100.00	96.99	100.00	98.00	105.00	97.00	98.99
Gur (Average Quality)	1 kg	130.00	120.00	134.91	110.00	135.00	110.00	110.00
Honey MARHABA Bottle 500 gm	Each	430.00	450.00	450.00	450.00	500.00	400.00	450.00
Sweetmeat (Mixed Mithai)	1 kg	370.00	360.00	640.00	500.00	350.00	489.90	440.00
Ice Cream Walls Cup (Large Size)	Each	55.00	60.00	60.00	60.00	60.00	55.00	57.45
Ginger (Adrak)	500 gm	200.00	154.92	160.00	189.74	160.00	200.00	214.94
Custard Powder RAFHAN 300 gm Packet	Each	100.00	109.09	100.00	95.00	95.00	109.09	95.00
Coriander Seed Powder Loose	1 kg	350.00	350.00	360.00	240.00	260.00	280.00	314.96
Salt Powder Loose	1 kg	10.95	15.00	17.32	15.00	10.00	15.00	23.98
Chilies Powder Loose	1 kg	787.40	774.60	779.74	560.00	600.00	700.00	634.98
Turmeric Powder Loose	250 gm	80.00	80.00	70.00	70.00	60.00	80.00	75.00
Tea Lipton Yellow Label 190 gm Packet	Each	230.00	230.00	230.00	230.00	220.00	230.00	230.00
Cold Drink (PEPSI/COCA-COLA) 1.5 Liter Bottle	Each	100.00	110.00	110.00	100.00	120.00	100.00	100.00
Fruit Juice Small Packet 250 ml	Each	30.00	25.00	25.00	30.00	20.00	32.40	30.00
JAM-E-SHIREEN Standard Size (800 ml)	1 Bottle	280.00	280.00	280.00	280.00	280.00	280.00	280.00
Cigarettes Capstan 20'S Packet	Each	80.00	80.00	90.00	90.00	100.00	80.00	85.00
Cigarettes Gold Leaf 20'S Packet	Each	180.00	180.00	180.00	200.00	200.00	180.00	182.48
Tobacco Hukka Twisted	1 kg	289.83	0.00	134.91	94.87	0.00	300.00	0.00
Chewing Tobacco (Niswar)	250 gm	70.00	80.00	94.87	54.77	90.00	40.00	43.00
Pan Prepared (Sweet with Beetle Nuts)	Each	40.00	22.36	22.36	30.00	20.00	25.00	27.39
Shirting (Average Quality)	1 Metre	232.38	174.93	244.95	0.00	0.00	150.00	0.00
Georgette (Average Quality)	1 Metre	200.00	0.00	0.00	250.00	0.00	0.00	164.92
Linen, Ladies (Average Quality)	1 Metre	170.00	154.92	200.00	273.86	250.00	173.21	174.93
Long Cloth	1 Metre	309.84	250.00	289.83	344.96	200.00	200.00	289.83
Lawn Printed (Average Quality)	1 Metre	200.00	150.00	154.92	273.86	0.00	0.00	209.76
Full Pant Boy Length 24"/26"	Each	289.83	0.00	0.00	414.73	0.00	0.00	0.00
Shirt Boy Length 24"/26"	Each	289.83	0.00	500.00	424.26	0.00	0.00	0.00
School Uniform Boys (Pant & Shirt) 24"/26"	Suit	500.00	850.00	1148.91	724.57	800.00	1000.00	1000.00
School Uniform Girls (Kameez & Shalwar) 24"/26"	Suit	500.00	750.00	1100.00	674.54	600.00	1100.00	900.00
Pullover Gents (Average Quality)	Each	700.00	0.00	648.07	0.00	1300.00	800.00	0.00
Pullover Ladies (Average Quality)	Each	724.57	0.00	648.07	0.00	800.00	547.72	0.00
Tailoring Charges Awami Suit (Male)	Suit	524.40	547.72	800.00	700.00	500.00	624.50	509.90
Tailoring Charges Simple Suit (Female)	Suit	400.00	0.00	800.00	0.00	0.00	547.72	454.97
Underwear Medium Size (Average Quality)	Each	100.00	0.00	139.64	134.16	120.00	200.00	137.48
Vest "Baniyan" for Men Average Quality	Each	120.00	0.00	139.64	189.74	160.00	99.50	147.48
Brassier (Average Quality)	Each	150.00	0.00	209.76	164.32	200.00	109.54	250.00
Socks Nylon Local (Average Quality)	Pair	80.00	0.00	100.00	134.16	80.00	64.81	144.91
Lungi/Dhoti Cotton (Average Quality)	Each	350.00	275.00	324.04	424.26	400.00	273.86	339.85
Dopatta Georgette (Average Quality)	Each	200.00	0.00	0.00	0.00	0.00	250.00	350.00
Dopatta Cotton (Average Quality)	Each	300.00	0.00	0.00	424.26	0.00	0.00	354.96
Chaddar (Wash-n-Wear) (2x2.5 Meter)	Each	574.46	400.00	500.00	524.40	380.00	650.00	489.90
Washing Charges Shalwar Kameez	Suit	80.00	80.00	70.00	120.00	80.00	80.00	87.46
Footware Gents Local (Average Quality)	Pair	700.00	547.72	547.72	624.50	550.00	447.21	500.00
Footware Ladies Local (Average Quality)	Pair	524.40	447.21	424.26	204.94	300.00	200.00	244.95
Footware Children Local (Average Quality)	Pair	374.17	346.41	289.83	164.92	230.00	173.21	250.00
Shoe Repair Full Sole	Pair	60.00	160.00	111.80	250.00	80.00	100.00	80.00
Shoe Polish Charges	Pair	22.36	30.00	30.00	40.00	20.00	20.00	30.00
House Rent Combined	Quarterly	3991.00	5512.00	5270.00	4661.00	2873.00	3335.00	3150.00
Cement (Local) 50 kg Bag	Each	604.98	640.00	660.00	620.00	680.00	600.00	624.98
Bricks New 1st Class	1000 No.	8000.00	6399.22	0.00	0.00	5800.00	7500.00	7200.00
Bajri	100 cu ft	4049.69	3240.37	5477.23	3898.72	5800.00	3000.00	2474.87
Sand (Black Pit)	100 cu ft	1700.00	1800.00	4500.00	1700.00	0.00	0.00	1774.82
Painter Wage Rate	Per Day	1200.00	1000.00	1500.00	948.68	800.00	1095.45	624.50
Mason Wage Rate	Per Day	1249.00	1000.00	1500.00	1122.50	1000.00	1095.45	948.68
Unskilled Labor Wage Rate	Per Day	648.07	500.00	1000.00	574.46	500.00	500.00	600.00
Plumber Wage Rate	Per Day	1200.00	1000.00	1500.00	1122.50	0.00	1095.45	848.53
Electrician Charges	Per Point	120.00	250.00	250.00	134.16	150.00	173.21	300.00
Carpenter Wage Rate	Per Day	1200.00	1000.00	1500.00	1000.00	0.00	1095.45	848.53
Water Charges Per House	Monthly	200.00	0.00	221.00	0.00	0.00	0.00	0.00

Contd.

7.10 Intercity Consumer Prices (Rural) May, 2021

Description	Unit	Khushab	Hyder- abad	Faisalabad	Shahdad Kot	Mirpur- khas	Khairpur	Shaheed Benazirabad
Charges for Refuse/Waste Collection	Monthly	100.00	200.00	150.00	400.00	0.00	400.00	223.61
Electricity Charges upto 50 Units	Per Unit	5.98	5.98	5.98	5.98	5.98	5.98	5.98
Electricity Charges 51-100 Units	Per Unit	9.68	9.68	9.68	9.68	9.68	9.68	9.68
Electricity Charges 101-300 Units	Per Unit	12.12	12.12	12.12	12.12	12.12	12.12	12.12
Electricity Charges 301-1000 Units	Per Unit	13.61	13.61	13.61	13.61	13.61	13.61	13.61
Electricity Charges Above 1000 Units	Per Unit	20.01	20.01	20.01	20.01	20.01	20.01	20.01
Electricity Charges Combined	Per Unit	12.28	12.28	12.28	12.28	12.28	12.28	12.28
LPG 11.67 kg Cylinder	Each	1380.00	1340.78	1210.00	1200.00	0.00	1400.00	1167.00
Kerosene Oil	1 Litre	160.00	110.00	160.00	100.00	150.00	115.00	115.00
Firewood Whole	40 kg	510.88	600.00	600.00	600.00	600.00	500.00	444.97
Coal	1 kg	80.00	45.00	50.00	42.43	80.00	34.64	70.00
Cot Iron (Charpai)	Each	2000.00	0.00	2898.28	4000.00	0.00	0.00	0.00
Tube Light Philips 40 Watt	Each	0.00	0.00	180.00	189.74	220.00	214.48	180.00
Energy Saver Philips 14 Watt	Each	180.00	230.00	180.00	240.00	230.00	160.00	180.00
Readymade Quilt (3 kg)	Each	1897.37	1200.00	1048.81	774.60	650.00	600.00	1224.74
Blanket Single (SN)	Each	2449.49	3200.00	1524.80	2190.89	2000.00	2958.04	3649.66
Towel Medium Size (2' x 3')	Each	250.00	250.00	250.00	300.00	200.00	223.61	344.96
Ceiling Fan 56" Pak/Younas/Millat	Each	4500.00	4500.00	4700.00	4347.41	3400.00	4347.41	3400.00
Refrigerator Dawlance/Pel 10 Cubic feet Double Door	Each	35000.00	38000.00	38000.00	36000.00	40000.00	35000.00	33000.00
Washing Machine with Spinner (Super Asia or Similar Brand) (SN)	Each	18500.00	18000.00	19500.00	12459.94	0.00	0.00	0.00
Sewing Machine (SN) Without Cover	Each	7500.00	10300.00	7200.00	9000.00	9650.00	7745.97	7105.00
Water Set (OMROC) 6 Glass	Set	650.00	0.00	750.00	948.68	550.00	574.46	394.97
Tea Set Pakistani (China-Ware) Set of 21 Pieces	Set	3300.00	3000.00	2100.00	2700.00	1800.00	3000.00	2000.00
Dinner Set Plastic 72 Pieces Super Quality	Set	5744.56	6245.00	9000.00	4743.42	3200.00	6745.37	5849.79
Bucket (Balti) Plastic Medium Size	Each	300.00	350.00	400.00	500.00	400.00	324.04	434.97
Lota Plastic Medium Size (Average Quality)	Each	67.45	74.83	60.00	89.44	80.00	74.83	72.46
Aluminium Cooking Pan (Degchi)	Each	387.30	0.00	700.00	574.46	400.00	450.00	0.00
Plates Steel Medium Size (Average Quality)	Each	70.00	0.00	100.00	134.16	80.00	70.00	122.47
Water Cooler 9/10 Litre Plastic Super Quality	1 No.	574.46	0.00	597.91	972.11	840.00	600.00	839.94
Water Pump Golden Monoblock/Donkey 0.5 H.P	Each	6000.00	8000.00	6000.00	9600.00	11000.00	11000.00	7449.83
Express Washing Powder 1 KG Polybag	Each	210.00	220.00	210.00	210.00	220.00	210.00	210.00
Cleanser Powder Vim 900 gm Polybag	Each	0.00	91.13	90.00	80.00	80.00	85.00	75.00
Finis 400 ml Bottle	Each	0.00	0.00	0.00	190.00	300.00	210.00	300.00
Boot Polish Cherry/KIWI 42 ml	Each	200.00	210.00	210.00	210.00	200.00	178.00	210.00
Robin Blue Liquid 75 ml Bottle	Each	95.00	0.00	0.00	85.00	65.00	80.00	85.00
Match Box	Each	2.00	3.87	3.00	3.46	4.00	4.00	4.00
Washing Soap 250 gm Cake (Specify Name)	Each	50.00	55.00	60.00	52.44	35.00	40.00	36.00
Panadol Tablets Plain	10 No.	16.00	17.00	15.60	20.00	15.00	15.00	15.60
Daonil Tablets 5 mg	10 No.	23.00	23.00	23.25	22.00	24.00	23.00	23.16
CAC 1000 Tablets Sandoz Bottle	Each	180.00	180.00	180.00	164.00	180.00	180.00	180.00
Amoxil Capsule 250 mg	10 No.	45.00	48.44	48.00	50.00	44.00	50.00	48.00
Hydryllin Syrup 120 ml Bottle	Each	70.00	69.00	69.00	69.00	69.00	69.00	69.00
Inderal Tablets 10 mg	10 No.	18.00	19.60	19.60	18.00	20.00	18.00	19.60
Johar Joshanda Instant (Sachet) Packet	Each	12.00	10.00	12.00	10.00	12.00	10.00	12.00
Dettol Medium Bottle	Each	210.00	190.00	210.00	190.00	190.00	99.00	190.00
Doctor (MBBS) Clinic Fee	Per Patient	200.00	120.00	122.47	200.00	100.00	122.47	239.79
Dental Surgeon Fee Per Visit	Per Patient	500.00	350.00	500.00	500.00	200.00	300.00	300.00
Blood Test (CP) Charges	Per Test	240.00	250.00	400.00	250.00	300.00	300.00	300.00
X-RAY (Chest) Charges	Per X-ray	447.21	300.00	350.00	447.21	250.00	500.00	439.89
Physiotherapist Fee Per Visit	Per Patient	500.00	273.86	447.21	300.00	300.00	300.00	350.00
Cost of Surgery (C-Section)	Per Case	20000.00	24500.00	30000.00	22360.68	25000.00	30000.00	15000.00
Car Suzuki 800 cc Without AC	Each	970000.00	0.00	850000.00	999000.00	0.00	0.00	0.00
Motorcycle Honda CD 70	Each	84500.00	84500.00	84500.00	84700.00	84500.00	84500.00	84500.00
Bicycle	Each	11000.00	8500.00	7500.00	10039.92	11000.00	10954.45	10249.88
Tire Motorcycle CD 70 (Back Wheel)	Each	1124.72	1100.00	1400.00	1374.77	1500.00	1400.00	1324.76
Tire Car Mehran Tubeless (General)	Each	4000.00	4000.00	5244.04	3698.65	3900.00	3700.00	4200.00
Tire Cycle	Each	350.00	0.00	350.00	400.00	450.00	350.00	530.00
Petrol Super	Per Litre	106.06	106.06	106.06	106.06	106.06	106.06	106.06
Hi-Speed Diesel	Per Litre	110.76	110.76	110.76	110.76	110.76	110.76	110.76
CNG	1 kg/1 Ltr	88.99	121.00	123.00	123.00	0.00	125.00	123.00
Mobil Oil (Havoline 20w-50)	4 Litres	2320.00	2140.00	2740.00	2250.00	0.00	2300.00	2000.00

Contd.

7.10 Intercity Consumer Prices (Rural) May, 2021

Description	Unit	Khushab	Hyder- abad	Faisalabad	Shahdad Kot	Mirpur- khas	Khairpur	Shaheed Benazirabad
Motorcycle Service Charges	Each	80.00	150.00	125.00	223.61	250.00	200.00	100.00
Car Tax 800 cc to 1500 cc	Per Year	2775.00	1638.00	1638.00	1638.00	1638.00	1638.00	1638.00
Train Fare Economy per Person	Per km	1.09	1.09	1.09	1.09	1.09	1.09	1.09
Bus Fare Outside City (non AC)	Per km	0.86	0.95	0.75	1.20	0.00	0.00	1.42
Chingchi Rickshaw Charges, Minimum	Per Person	74.83	0.00	0.00	24.49	20.00	10.00	50.00
Air Fare Economy Class Per Kilometer	Per Person	16.56	16.56	16.56	16.56	16.56	16.56	16.56
Postal Registration Charges	Per Envelop	50.00	50.00	50.00	50.00	50.00	50.00	50.00
Mobile Set with Rear Camera and Without Touch Screen	Each	2500.00	2800.00	2698.15	6500.00	3500.00	2700.00	3300.00
Telephone Call Charges	Per Minute	1.79	1.79	1.79	1.79	1.79	1.79	1.79
Internet Charges (DSL) 1 MB (Unlimited)	Per Month	2148.52	2148.52	2148.52	2148.52	2148.52	2148.52	2148.52
Mobile Call Charges	Per Unit	2.99	2.99	2.99	2.99	2.99	2.99	2.99
LED Sony/Samsung 32" Colored	Each	38000.00	0.00	38000.00	33241.54	0.00	35000.00	34000.00
Personal Computer with LED Monitor (17") DELL/HP/ACER CORE i5	Each	55000.00	0.00	48000.00	55000.00	0.00	70000.00	58000.00
Pets Feed	10 kg	350.00	4500.00	600.00	356.20	0.00	0.00	0.00
Cable Charges	Per Month	250.00	300.00	300.00	273.86	300.00	300.00	300.00
English Books Class VI	Each	93.00	77.65	77.65	77.65	77.65	77.65	77.65
English Books Class IX and X	Each	157.00	129.40	119.10	53.20	53.20	53.20	65.00
English Books Class XI Complete Set	Each	103.00	141.20	126.10	131.05	141.20	141.20	130.00
Urdu Books Class V (Text Book Board)	Each	101.00	72.60	72.60	72.60	72.60	72.60	72.60
Urdu Books Class IX and X (Text Book Board)	Each	169.00	69.25	69.25	69.25	69.25	69.25	69.25
Newspaper Daily Jang	Each	20.00	20.00	20.00	20.00	20.00	20.00	20.00
Exercise Book (with Lines) 80 to 100 Pages	Each	80.00	35.00	37.42	100.00	40.00	90.00	47.43
Lead Pencil Goldfish	Each	10.00	10.00	10.00	10.00	10.00	10.00	10.00
Ballpoint Pen Local	Each	10.00	10.00	10.00	10.00	10.00	10.00	10.00
Private School Fee English Medium Average Standard (Class I)	Per Month	400.00	800.00	845.58	500.00	600.00	547.72	400.00
Private School Fee English Medium Average Standard (Class V)	Per Month	600.00	800.00	908.30	500.00	600.00	800.00	400.00
Private School Fee English Medium Average Standard (Class VI)	Per Month	650.00	800.00	908.30	800.00	600.00	1000.00	450.00
Coaching Fee for Class IX/X Science Group	Per Subject	500.00	900.00	474.34	1000.00	1000.00	1000.00	1500.00
Vocational Training Basic Computer Short Course Fee (3 Months)	Per Course	0.00	2500.00	3674.23	3500.00	0.00	3000.00	3000.00
Bread Tandoori Standard Size	Each	10.00	12.00	12.00	10.00	10.00	13.00	13.00
Cooked Chicken at Average Hotel	Per Plate	150.00	120.00	140.00	169.71	100.00	180.00	100.00
Cooked Beef at Average Hotel	Per Plate	160.00	109.54	140.00	173.21	0.00	150.00	120.00
Cooked Daal at Average Hotel	Per Plate	80.00	70.00	80.00	74.83	80.00	80.00	70.00
Chicken Biryani Full/Double	Per Plate	159.69	140.00	180.00	189.74	120.00	223.61	140.00
Tea Prepared Ordinary	Per Cup	30.00	27.39	30.00	30.00	30.00	30.00	35.00
Pizza Chicken Medium Size (Average Quality)	Each	450.00	450.00	600.00	550.00	800.00	400.00	400.00
Burger with Shami Kabab (Average Quality)	Each	74.83	40.00	74.83	80.00	40.00	50.00	67.45
Chicken Roast (Full) (Average Quality)	Each	600.00	850.00	800.00	800.00	800.00	800.00	600.00
Seekh Kabab (Beef) (Average Quality)	1 Dozen	600.00	500.00	600.00	293.94	173.21	240.00	414.97
Marriage Hall Charges with Furniture	Per Head	189.74	129.61	114.89	150.00	300.00	150.00	74.83
Marriage Hall Service Charges with Food (Average Meal)	Per Head	650.00	524.40	324.04	450.00	400.00	500.00	0.00
Government Hostel Accommodation Fee for Intermediate College per Student	Per Month	0.00	40.00	0.00	0.00	0.00	0.00	0.00
Private Hostel Accommodation Fee for Intermediate College per Student	Per Month	0.00	0.00	0.00	0.00	0.00	0.00	0.00
Hair Cut Charges for Men	Per Cut	70.00	80.00	109.54	100.00	50.00	59.16	80.00
Shaving Charges	Per Shave	44.72	34.64	60.00	59.16	40.00	40.00	50.00
Toilet Soap LUX 75 gm	Each	45.00	48.21	47.00	53.00	45.00	45.00	45.00
Tooth Paste COLGATE 75 gm	Each	95.00	95.00	95.00	110.00	90.00	95.00	95.00
Tooth Brush (SHIELD)	Each	50.00	40.00	50.00	87.46	40.00	45.00	57.45
Hair Color (KALA KOLA)	Tube	170.00	0.00	0.00	160.00	150.00	160.00	170.00
Hair Removing Cream (EU-Cream) 30ml Tube	Each	70.00	85.00	85.00	70.00	70.00	85.00	70.00
Shaving Cream (TOUCHME Large/ADMIRAL)	Tube	100.00	80.00	90.00	80.00	80.00	80.00	70.00
Blade Treet Ordinary (10 no. Packet)	Each	40.00	50.00	60.00	55.00	50.00	55.00	50.00
Disposable Razor Gillette Blue II	Each	45.00	65.00	60.00	60.00	55.00	60.00	57.45
Shampoo Sun Silk/Pantene 90 ml Bottle	Each	116.47	111.37	130.00	110.00	110.00	110.00	110.00
Talcum Powder Viceroy/Black Cat	Each	150.00	220.00	220.00	180.00	160.00	200.00	182.48
Gold Tezabi 24 Carett	10 gm	90878.00	89500.00	91950.00	90012.00	88600.00	89327.00	88083.00
Artificial Jewelry (Locket Set) (Average Quality)	Each	324.04	400.00	1349.07	1897.37	350.00	300.00	1900.00
Suitcase Ragzine (24"x16"x6") (Average Quality)	Each	2500.00	1600.00	1800.00	1732.05	0.00	1500.00	1624.81
Trunk Medium Size (Average Quality)	Each	1800.00	2898.28	2345.21	1800.00	1349.07	3800.00	3400.00
Purse Ladies Medium Size (Average Quality)	Each	400.00	1148.91	547.72	824.62	0.00	692.82	1684.93

7.10 Intercity Consumer Prices (Rural) May, 2021

Description	Unit	Bannu	D.I. Khan	Faisala- bad	Kohat	Lower Dir	Mardan	Naushehra
Wheat	10 kg	490.00	514.98	700.00	0.00	0.00	470.00	0.00
Wheat Flour (Average Quality)	1 kg	55.00	64.50	65.00	55.00	55.00	54.00	55.00
Wheat Flour Bag	20 kg	1074.71	1124.99	1150.00	1100.00	1100.00	1070.00	1109.95
Suji	1 kg	74.83	80.00	80.00	80.00	70.00	80.00	70.99
Vermicelli (Packet)	1 kg	100.00	90.00	109.54	120.00	100.00	104.88	100.00
Besan	1 kg	129.61	142.48	160.00	150.00	140.00	140.00	150.00
Rice Basmati 385/386	1 kg	147.48	147.48	174.93	150.00	0.00	154.92	144.91
Rice Basmati Broken (Average Quality)	1 kg	70.00	100.00	120.00	80.00	0.00	80.00	80.00
Bread plain (Medium Size)	Each	45.00	50.00	50.00	60.00	60.00	60.00	60.00
Rusk (Papay) (Average Quality)	1 kg	200.00	159.69	249.80	260.00	280.00	240.00	240.00
Biscuit Bakery (Loose, Average Quality)	250 gm	57.45	62.05	130.00	60.00	70.00	60.00	60.00
Samosa (Vegetable, Average Quality)	Each	14.14	15.00	10.00	10.00	10.00	10.00	10.00
Nimko (Loose, Average Quality)	250 gm	57.45	50.00	60.00	60.00	60.00	60.00	60.00
Beef with Bone (Average Quality)	1 kg	450.00	470.00	500.00	424.26	450.00	409.88	409.88
Mutton (Average Quality)	1 kg	0.00	0.00	0.00	900.00	924.66	0.00	0.00
Chicken Farm Broiler (Live)	1 kg	310.00	300.00	295.00	305.00	280.00	305.00	305.00
Fish Fresh	1 kg	0.00	354.96	0.00	234.95	250.00	244.95	224.94
Milk fresh (Un-boiled)	1 Litre	100.00	80.00	120.00	120.00	130.00	120.00	120.00
Curd	1 kg	110.00	100.00	120.00	130.00	130.00	134.91	140.00
Powdered Milk NIDO 390 gm Polybag	Each	480.00	470.00	480.00	480.00	520.00	480.00	480.00
Eggs Farm	Dozen	170.00	140.00	140.00	140.00	144.91	160.00	150.00
Mustard Oil (Average Quality)	1 kg	269.81	300.00	320.00	289.83	300.00	270.00	294.96
Vegetable Ghee DALDA/HABIB 2.5 kg Tin	Each	0.00	790.00	775.00	760.00	750.00	760.00	760.00
Vegetable Ghee DALDA/HABIB or Other superior Quality 1 kg Pouch	Each	260.00	315.00	306.00	303.00	300.00	303.00	303.00
Desi Ghee	1 kg	1400.00	1200.00	1600.00	1500.00	1500.00	1600.00	1800.00
Cooking Oil (Pouch)	1 Litre	278.00	295.00	234.95	305.00	300.00	305.00	305.00
Almonds (Badam) Kaghazi with Shell (Average Quality)	1 kg	900.00	550.00	1000.00	974.68	720.00	1100.00	900.00
Groundnuts (Moong Phali) with shell	1 kg	244.95	200.00	309.84	244.95	220.00	259.81	254.95
Kinnu (Average Quality)	1 Dozen	100.00	0.00	0.00	94.87	0.00	0.00	94.87
Apple (Average Quality)	1 kg	138.56	144.22	144.91	129.61	150.00	130.00	129.61
Grapes (Angoor) (Average Quality)	1 kg	0.00	0.00	0.00	0.00	0.00	0.00	0.00
Bananas (Kela) Local	1 Dozen	138.56	104.88	160.00	109.54	170.00	144.91	109.54
Mango Kalmi (Average Quality)	1 kg	120.00	152.32	160.00	0.00	150.00	144.91	0.00
Guava (Amrood) (Average Quality)	1 kg	0.00	0.00	0.00	0.00	0.00	0.00	0.00
Watermelon (Turbooz)	1 kg	30.00	22.36	30.00	40.00	30.00	30.00	40.00
Muskmelon (Kharbuza)	1 kg	44.72	47.43	70.00	44.72	50.00	40.00	50.00
Pulse Masoor (Washed)	1 kg	150.00	160.00	169.71	144.91	150.00	150.00	144.91
Pulse Moong (Washed)	1 kg	234.95	210.00	240.00	209.76	200.00	220.00	209.76
Pulse Mash (Washed)	1 kg	249.80	260.00	269.81	254.95	250.00	260.00	264.95
Pulse Gram	1 kg	140.00	147.48	160.00	150.00	140.00	147.48	150.00
Gram Whole Black (Average Quality)	1 kg	0.00	152.48	160.00	124.90	130.00	130.00	0.00
Gram Whole Yellow (Average Quality)	1 kg	134.91	154.92	180.00	150.00	140.00	150.00	140.00
Beans Red/White (Lobia)	1 kg	184.39	220.00	300.00	189.74	200.00	210.00	184.93
Potatoes	1 kg	54.77	52.44	60.00	50.00	60.00	60.00	50.00
Chips (Loose)	250 gm	60.00	67.45	80.00	80.00	0.00	80.00	80.00
Onions	1 kg	27.39	27.39	34.64	34.64	30.00	40.00	34.64
Tomatoes	1 kg	22.36	20.00	34.64	34.64	44.72	40.00	30.00
Turnip (Shalgham)	1 kg	0.00	0.00	0.00	0.00	0.00	0.00	0.00
Radish (Mooli)	1 kg	0.00	0.00	0.00	0.00	0.00	0.00	0.00
Cauliflower (Phool Gobhi)	1 kg	0.00	0.00	0.00	0.00	0.00	0.00	0.00
Bottlegourd (Loki)	1 kg	34.64	30.00	40.00	44.72	40.00	40.00	44.72
Lady Finger (Bhindi)	1 kg	97.98	50.00	80.00	64.81	64.81	50.00	54.77
Peas (Matar)	1 kg	0.00	0.00	0.00	0.00	0.00	0.00	0.00
Spinach (Paalak)	1 kg	0.00	0.00	0.00	0.00	0.00	0.00	0.00
Tinda	1 kg	34.64	40.00	40.00	34.64	30.00	30.00	30.00
Turai	1 kg	89.44	42.43	60.00	44.72	60.00	40.00	44.72
Karela	1 kg	44.72	50.00	60.00	50.00	60.00	50.00	54.77
Chilies (Green)	250 gm	20.00	20.00	30.00	30.00	30.00	20.00	22.36
Carrot (Gajar)	1 kg	0.00	0.00	0.00	0.00	0.00	0.00	0.00
Cucumber (Kheera)	1 kg	34.64	35.00	50.00	40.00	50.00	30.00	40.00
Lemon	250 gm	74.83	54.77	80.00	64.81	50.00	54.77	54.77

Contd.

7.10 Intercity Consumer Prices (Rural) May, 2021

Description	Unit	Bannu	D.I. Khan	Faisala- bad	Kohat	Lower Dir	Mardan	Naushehra
Garlic (Lehsun)	1 kg	178.89	209.76	200.00	180.00	154.92	200.00	100.00
Brinjal	1 kg	40.00	32.40	60.00	40.00	50.00	34.64	34.64
Arvi	1 kg	0.00	0.00	0.00	0.00	0.00	0.00	0.00
Sugar Refined	1 kg	100.00	98.99	100.00	100.00	100.00	100.00	100.00
Gur (Average Quality)	1 kg	129.61	102.47	129.61	124.90	110.00	124.90	120.00
Honey MARHABA Bottle 500 gm	Each	500.00	430.00	450.00	425.00	450.00	425.00	425.00
Sweetmeat (Mixed Mithai)	1 kg	260.00	264.95	289.83	350.00	330.00	300.00	220.00
Ice Cream Walls Cup (Large Size)	Each	60.00	55.00	55.00	60.00	60.00	60.00	60.00
Ginger (Adrak)	500 gm	160.00	234.95	200.00	200.00	200.00	160.00	180.00
Custard Powder RAFHAN 300 gm Packet	Each	100.00	97.47	100.00	100.00	100.00	100.00	100.00
Coriander Seed Powder Loose	1 kg	280.00	300.00	374.17	320.00	280.00	324.96	320.00
Salt Powder Loose	1 kg	10.00	30.00	30.00	15.00	30.00	20.00	15.00
Chilies Powder Loose	1 kg	650.00	689.93	800.00	774.60	520.00	700.00	724.57
Turmeric Powder Loose	250 gm	90.00	74.83	80.00	90.00	60.00	100.00	80.00
Tea Lipton Yellow Label 190 gm Packet	Each	230.00	230.00	230.00	230.00	230.00	230.00	230.00
Cold Drink (PEPSI/COCA-COLA) 1.5 Liter Bottle	Each	100.00	100.00	104.88	100.00	100.00	100.00	100.00
Fruit Juice Small Packet 250 ml	Each	20.00	20.00	35.00	25.00	30.00	35.00	25.00
JAM-E-SHIREEN Standard Size (800 ml)	1 Bottle	280.00	280.00	280.00	280.00	280.00	250.00	280.00
Cigarettes Capstan 20'S Packet	Each	90.00	84.85	80.00	90.00	90.00	90.00	90.00
Cigarettes Gold Leaf 20'S Packet	Each	190.00	180.00	180.00	190.00	180.00	190.00	190.00
Tobacco Hukka Twisted	1 kg	0.00	309.84	400.00	0.00	0.00	0.00	0.00
Chewing Tobacco (Niswar)	250 gm	50.00	42.43	70.00	50.00	55.00	50.00	50.00
Pan Prepared (Sweet with Beetle Nuts)	Each	20.00	24.49	20.00	0.00	0.00	0.00	0.00
Shirting (Average Quality)	1 Metre	0.00	174.93	164.92	189.74	273.86	244.95	200.00
Georgette (Average Quality)	1 Metre	144.91	122.47	124.90	130.00	150.00	180.00	130.00
Linen, Ladies (Average Quality)	1 Metre	164.92	120.00	184.93	120.00	250.00	140.00	120.00
Long Cloth	1 Metre	219.77	259.81	305.94	200.00	223.61	223.61	200.00
Lawn Printed (Average Quality)	1 Metre	209.76	150.00	280.00	150.00	180.00	430.00	150.00
Full Pant Boy Length 24"/26"	Each	0.00	0.00	480.00	424.26	500.00	0.00	0.00
Shirt Boy Length 24"/26"	Each	0.00	374.17	374.17	450.00	560.00	0.00	380.00
School Uniform Boys (Pant & Shirt) 24"/26"	Suit	900.00	809.94	880.00	0.00	0.00	0.00	0.00
School Uniform Girls (Kameez & Shalwar) 24"/26"	Suit	750.00	700.00	850.00	0.00	0.00	0.00	0.00
Pullover Gents (Average Quality)	Each	1274.75	1048.81	1000.00	0.00	1095.45	1048.81	1095.45
Pullover Ladies (Average Quality)	Each	1074.71	1000.00	1200.00	0.00	1095.45	948.68	1148.91
Tailoring Charges Awami Suit (Male)	Suit	600.00	0.00	800.00	670.82	700.00	948.68	624.50
Tailoring Charges Simple Suit (Female)	Suit	350.00	500.00	500.00	547.72	500.00	547.72	547.72
Underwear Medium Size (Average Quality)	Each	120.00	139.64	80.00	0.00	120.00	100.00	100.00
Vest "Baniyan" for Men Average Quality	Each	100.00	94.87	150.00	109.54	140.00	109.54	134.91
Brassier (Average Quality)	Each	173.21	134.91	150.00	134.16	134.16	134.16	134.16
Socks Nylon Local (Average Quality)	Pair	70.00	64.81	109.54	70.00	80.00	72.46	72.46
Lungi/Dhoti Cotton (Average Quality)	Each	0.00	284.60	300.00	0.00	0.00	0.00	0.00
Dopatta Georgette (Average Quality)	Each	300.00	250.00	300.00	0.00	0.00	273.86	200.00
Dopatta Cotton (Average Quality)	Each	300.00	209.76	400.00	175.00	160.00	250.00	200.00
Chaddar (Wash-n-Wear) (2x2.5 Meter)	Each	480.00	334.66	809.94	748.33	1000.00	874.64	848.53
Washing Charges Shalwar Kameez	Suit	0.00	0.00	0.00	0.00	0.00	0.00	0.00
Footware Gents Local (Average Quality)	Pair	850.00	500.00	1095.45	1048.81	2000.00	1148.91	1000.00
Footware Ladies Local (Average Quality)	Pair	450.00	450.00	850.00	574.46	1200.00	624.50	550.00
Footware Children Local (Average Quality)	Pair	350.00	324.04	500.00	474.34	500.00	524.40	450.00
Shoe Repair Full Sole	Pair	100.00	64.81	374.17	273.86	100.00	200.00	300.00
Shoe Polish Charges	Pair	20.00	20.00	30.00	24.49	30.00	30.00	30.00
House Rent Combined	Quarterly	3537.00	4118.00	3665.00	5096.00	3519.00	5096.00	5096.00
Cement (Local) 50 kg Bag	Each	594.98	612.49	620.00	600.00	590.00	590.00	600.00
Bricks New 1st Class	1000 No.	8000.00	7397.30	15000.00	12247.45	15000.00	9246.62	11247.22
Bajri	100 cu ft	2000.00	3149.60	5000.00	2400.00	2800.00	3674.91	4400.00
Sand (Black Pit)	100 cu ft	1500.00	1600.00	4500.00	1900.00	3800.00	2549.51	2400.00
Painter Wage Rate	Per Day	1000.00	1100.00	800.00	0.00	1300.00	1200.00	1200.00
Mason Wage Rate	Per Day	1449.14	1148.91	1200.00	1400.00	1500.00	1296.15	1200.00
Unskilled Labor Wage Rate	Per Day	700.00	624.50	948.68	700.00	748.33	648.07	800.00
Plumber Wage Rate	Per Day	1249.00	1200.00	1200.00	1148.91	1400.00	1000.00	1048.81
Electrician Charges	Per Point	100.00	109.54	150.00	130.00	250.00	100.00	100.00
Carpenter Wage Rate	Per Day	1250.00	1148.91	1200.00	1148.91	1349.07	1000.00	1200.00
Water Charges Per House	Monthly	0.00	0.00	0.00	0.00	200.00	0.00	0.00

Contd.

7.10 Intercity Consumer Prices (Rural) May, 2021

Description	Unit	Bannu	D.I. Khan	Faisala- bad	Kohat	Lower Dir	Mardan	Naushehra
Charges for Refuse/Waste Collection	Monthly	400.00	0.00	0.00	0.00	0.00	0.00	0.00
Electricity Charges upto 50 Units	Per Unit	5.98	5.98	5.98	5.98	5.98	5.98	5.98
Electricity Charges 51-100 Units	Per Unit	9.68	9.68	9.68	9.68	9.68	9.68	9.68
Electricity Charges 101-300 Units	Per Unit	12.12	12.12	12.12	12.12	12.12	12.12	12.12
Electricity Charges 301-1000 Units	Per Unit	13.61	13.61	13.61	13.61	13.61	13.61	13.61
Electricity Charges Above 1000 Units	Per Unit	20.01	20.01	20.01	20.01	20.01	20.01	20.01
Electricity Charges Combined	Per Unit	12.28	12.28	12.28	12.28	12.28	12.28	12.28
LPG 11.67 kg Cylinder	Each	1200.00	1164.90	1300.00	1400.40	1124.72	1283.70	1400.40
Kerosene Oil	1 Litre	120.00	100.00	0.00	150.00	0.00	140.00	130.00
Firewood Whole	40 kg	500.00	428.95	500.00	474.34	500.00	474.34	550.00
Coal	1 kg	70.00	60.00	90.00	70.00	0.00	0.00	0.00
Cot Iron (Charpai)	Each	2649.53	2700.00	3149.60	2792.85	2792.85	2649.53	2598.08
Tube Light Philips 40 Watt	Each	230.00	209.76	0.00	200.00	0.00	200.00	200.00
Energy Saver Philips 14 Watt	Each	190.00	300.00	0.00	200.00	200.00	200.00	180.00
Readymade Quilt (3 kg)	Each	1200.00	800.00	1360.00	1048.81	1300.00	1095.45	1048.81
Blanket Single (SN)	Each	3000.00	3098.39	1897.37	2898.28	2200.00	2345.21	2738.61
Towel Medium Size (2' x 3')	Each	339.85	289.83	324.04	273.86	254.95	200.00	250.00
Ceiling Fan 56" Pak/Younas/Millat	Each	4300.00	4347.41	4500.00	4000.00	4500.00	4800.00	4400.00
Refrigerator Dawlanca/Pel 10 Cubic feet Double Door	Each	38000.00	44900.00	54749.43	35000.00	42000.00	34000.00	36500.00
Washing Machine with Spinner (Super Asia or Similar Brand) (SN)	Each	12000.00	0.00	23000.00	17000.00	18000.00	21000.00	17000.00
Sewing Machine (SN) Without Cover	Each	7000.00	5000.00	9750.00	0.00	8000.00	7500.00	8000.00
Water Set (OMROC) 6 Glass	Set	534.98	624.50	600.00	0.00	700.00	624.50	600.00
Tea Set Pakistani (China-Ware) Set of 21 Pieces	Set	1600.00	1774.82	5000.00	0.00	4000.00	3240.37	2500.00
Dinner Set Plastic 72 Pieces Super Quality	Set	5000.00	4500.00	6500.00	0.00	8215.84	9246.62	9246.62
Bucket (Balti) Plastic Medium Size	Each	450.00	346.41	324.04	324.04	400.00	374.17	350.00
Lota Plastic Medium Size (Average Quality)	Each	44.72	69.28	100.00	59.16	64.81	74.83	60.00
Aluminium Cooking Pan (Degchi)	Each	600.00	0.00	724.57	600.00	800.00	740.00	624.50
Plates Steel Medium Size (Average Quality)	Each	70.00	64.81	82.46	54.77	54.77	74.83	60.00
Water Cooler 9/10 Litre Plastic Super Quality	1 No.	600.00	648.07	1000.00	650.00	650.00	848.53	624.50
Water Pump Golden Monoblock/Donkey 0.5 H.P	Each	5700.00	6245.00	10600.00	7000.00	0.00	0.00	0.00
Express Washing Powder 1 KG Polybag	Each	0.00	210.00	220.00	220.00	0.00	220.00	220.00
Cleanser Powder Vim 900 gm Polybag	Each	80.00	94.87	80.00	80.00	100.00	84.00	84.00
Finis 400 ml Bottle	Each	0.00	0.00	250.00	200.00	210.00	210.00	200.00
Boot Polish Cherry/KIWI 42 ml	Each	200.00	210.00	190.00	200.00	200.00	200.00	200.00
Robin Blue Liquid 75 ml Bottle	Each	85.00	65.00	65.00	90.00	80.00	100.00	90.00
Match Box	Each	3.00	3.00	2.00	3.00	2.00	3.00	4.00
Washing Soap 250 gm Cake (Specify Name)	Each	50.00	45.00	60.00	30.00	40.00	37.00	25.00
Panadol Tablets Plain	10 No.	20.00	16.00	15.00	16.00	16.00	17.00	17.00
Daonil Tablets 5 mg	10 No.	23.25	23.91	23.80	23.00	22.00	23.00	24.00
CAC 1000 Tablets Sandoz Bottle	Each	180.00	182.48	180.00	180.00	180.00	180.00	180.00
Amoxil Capsule 250 mg	10 No.	50.00	45.63	49.00	47.72	46.00	47.72	47.72
Hydrylin Syrup 120 ml Bottle	Each	69.00	69.50	69.00	69.00	69.00	69.00	69.00
Inderal Tablets 10 mg	10 No.	19.65	19.82	19.60	19.65	0.00	19.65	19.65
Johar Joshanda Instant (Sachet) Packet	Each	10.00	12.00	12.00	12.00	15.00	12.00	12.00
Dettol Medium Bottle	Each	99.00	100.00	210.00	210.00	100.00	210.00	210.00
Doctor (MBBS) Clinic Fee	Per Patient	244.95	500.00	300.00	400.00	400.00	447.21	300.00
Dental Surgeon Fee Per Visit	Per Patient	350.00	0.00	0.00	0.00	0.00	0.00	0.00
Blood Test (CP) Charges	Per Test	250.00	0.00	0.00	200.00	250.00	300.00	300.00
X-RAY (Chest) Charges	Per X-ray	244.95	0.00	0.00	400.00	250.00	350.00	350.00
Physiotherapist Fee Per Visit	Per Patient	500.00	0.00	0.00	0.00	0.00	0.00	0.00
Cost of Surgery (C-Section)	Per Case	22360.68	0.00	0.00	0.00	0.00	0.00	0.00
Car Suzuki 800 cc Without AC	Each	0.00	0.00	0.00	0.00	0.00	0.00	0.00
Motorcycle Honda CD 70	Each	84500.00	0.00	0.00	0.00	83500.00	0.00	84500.00
Bicycle	Each	11500.00	10988.63	11500.00	0.00	7483.31	0.00	0.00
Tire Motorcycle CD 70 (Back Wheel)	Each	1400.00	1524.80	2000.00	1400.00	1650.00	1400.00	1624.81
Tire Car Mehran Tubeless (General)	Each	3500.00	0.00	3500.00	0.00	0.00	0.00	5200.00
Tire Cycle	Each	600.00	384.71	500.00	424.26	692.82	547.72	500.00
Petrol Super	Per Litre	106.06	106.06	106.06	106.06	106.06	106.06	106.06
Hi-Speed Diesel	Per Litre	110.76	110.76	110.76	110.76	110.76	110.76	110.76
CNG	1 kg/1 Ltr	142.90	0.00	0.00	138.90	0.00	138.90	138.90
Mobil Oil (Havoline 20w-50)	4 Litres	2200.00	2374.00	2280.00	0.00	2200.00	0.00	0.00

Contd.

7.10 Intercity Consumer Prices (Rural) May, 2021

Description	Unit	Bannu	D.I. Khan	Faisala- bad	Kohat	Lower Dir	Mardan	Naushehra
Motorcycle Service Charges	Each	70.00	150.00	150.00	100.00	100.00	100.00	150.00
Car Tax 800 cc to 1500 cc	Per Year	1637.50	1637.50	1637.50	1637.50	1637.50	1637.50	1637.50
Train Fare Economy per Person	Per km	1.09	1.09	1.09	1.09	1.09	1.09	1.09
Bus Fare Outside City (non AC)	Per km	0.92	1.50	1.52	0.00	0.00	0.00	0.00
Chingchi Rickshaw Charges, Minimum	Per Person	50.00	10.00	15.00	80.00	50.00	60.00	100.00
Air Fare Economy Class Per Kilometer	Per Person	16.56	16.56	16.56	16.56	16.56	16.56	16.56
Postal Registration Charges	Per Envelope	50.00	50.00	50.00	50.00	50.00	50.00	50.00
Mobile Set with Rear Camera and Without Touch Screen	Each	3100.00	2645.75	3850.00	3249.62	3000.00	3900.00	3349.63
Telephone Call Charges	Per Minute	1.79	1.79	1.79	1.79	1.79	1.79	1.79
Internet Charges (DSL) 1 MB (Unlimited)	Per Month	2148.52	2148.52	2148.52	2148.52	2148.52	2148.52	2148.52
Mobile Call Charges	Per Unit	2.99	2.99	2.99	2.99	2.99	2.99	2.99
LED Sony/Samsung 32" Colored	Each	29000.00	0.00	0.00	0.00	0.00	0.00	0.00
Personal Computer with LED Monitor (17") DELL/HP/ACER CORE i5	Each	55000.00	0.00	0.00	0.00	0.00	0.00	0.00
Pets Feed	10 kg	724.57	0.00	0.00	0.00	400.00	600.00	650.00
Cable Charges	Per Month	0.00	0.00	0.00	0.00	0.00	200.00	250.00
English Books Class VI	Each	72.00	87.00	90.00	94.00	90.00	94.00	94.00
English Books Class IX and X	Each	74.00	64.00	69.50	74.00	75.00	74.00	74.00
English Books Class XI Complete Set	Each	109.00	109.00	89.00	109.00	94.00	109.00	109.00
Urdu Books Class V (Text Book Board)	Each	76.00	80.00	73.00	73.00	73.00	73.00	73.00
Urdu Books Class IX and X (Text Book Board)	Each	68.50	62.00	67.50	68.50	75.00	68.50	68.50
Newspaper Daily Jang	Each	20.00	20.00	20.00	25.00	0.00	25.00	25.00
Exercise Book (with Lines) 80 to 100 Pages	Each	80.00	70.00	80.00	100.00	70.00	74.83	100.00
Lead Pencil Goldfish	Each	10.00	10.00	10.00	10.00	10.00	10.00	10.00
Ballpoint Pen Local	Each	10.00	10.00	10.00	10.00	10.00	10.00	10.00
Private School Fee English Medium Average Standard (Class I)	Per Month	550.00	748.33	524.40	1195.83	1000.00	1449.14	1905.26
Private School Fee English Medium Average Standard (Class V)	Per Month	750.00	848.53	650.00	1486.61	1500.00	1624.81	1967.74
Private School Fee English Medium Average Standard (Class VI)	Per Month	850.00	948.68	700.00	1558.85	2000.00	1797.22	2118.49
Coaching Fee for Class IX/X Science Group	Per Subject	700.00	1000.00	500.00	1200.00	3500.00	2100.00	1200.00
Vocational Training Basic Computer Short Course Fee (3 Months)	Per Course	750.00	0.00	0.00	0.00	0.00	0.00	1500.00
Bread Tandoori Standard Size	Each	10.00	10.00	10.00	20.00	10.00	10.00	10.00
Cooked Chicken at Average Hotel	Per Plate	120.00	124.90	100.00	0.00	120.00	0.00	120.00
Cooked Beef at Average Hotel	Per Plate	104.88	130.00	100.00	120.00	120.00	100.00	120.00
Cooked Daal at Average Hotel	Per Plate	60.00	74.83	74.83	60.00	70.00	60.00	60.00
Chicken Biryani Full/Double	Per Plate	150.00	150.00	120.00	0.00	150.00	0.00	160.00
Tea Prepared Ordinary	Per Cup	20.00	20.00	30.00	20.00	20.00	20.00	20.00
Pizza Chicken Medium Size (Average Quality)	Each	0.00	0.00	999.00	0.00	0.00	0.00	0.00
Burger with Shami Kabab (Average Quality)	Each	50.00	0.00	60.00	60.00	0.00	0.00	74.83
Chicken Roast (Full) (Average Quality)	Each	800.00	0.00	600.00	0.00	674.54	0.00	700.00
Seekh Kabab (Beef) (Average Quality)	1 Dozen	480.00	0.00	500.00	0.00	0.00	0.00	268.33
Marriage Hall Charges with Furniture	Per Head	90.00	0.00	0.00	0.00	0.00	0.00	0.00
Marriage Hall Service Charges with Food (Average Meal)	Per Head	0.00	0.00	0.00	0.00	0.00	0.00	0.00
Government Hostel Accommodation Fee for Intermediate College per Student	Per Month	500.00	0.00	0.00	0.00	0.00	0.00	0.00
Private Hostel Accommodation Fee for Intermediate College per Student	Per Month	0.00	0.00	0.00	0.00	0.00	0.00	0.00
Hair Cut Charges for Men	Per Cut	100.00	84.85	70.00	70.00	70.00	100.00	74.83
Shaving Charges	Per Shave	50.00	50.00	54.77	60.00	70.00	74.83	60.00
Toilet Soap LUX 75 gm	Each	40.00	45.00	65.00	60.00	42.85	63.00	65.00
Tooth Paste COLGATE 75 gm	Each	85.00	90.00	90.00	95.00	120.00	120.00	95.00
Tooth Brush (SHIELD)	Each	40.00	55.00	50.00	54.77	80.00	55.00	60.00
Hair Color (KALA KOLA)	Tube	150.00	140.00	170.00	170.00	250.00	180.00	170.00
Hair Removing Cream (EU-Cream) 30ml Tube	Each	75.00	65.00	124.90	110.00	120.00	120.00	120.00
Shaving Cream (TOUCHME Large/ADMIRAL)	Tube	80.00	72.46	80.00	80.00	80.00	80.00	80.00
Blade Treet Ordinary (10 no. Packet)	Each	40.00	40.00	60.00	50.00	40.00	50.00	50.00
Disposable Razor Gillette Blue II	Each	60.00	50.00	60.00	60.00	60.00	60.00	60.00
Shampoo Sun Silk/Pantene 90 ml Bottle	Each	132.00	100.00	110.00	110.00	110.00	110.00	110.00
Talcum Powder Viceroy/Black Cat	Each	130.00	135.00	200.00	160.00	200.00	200.00	220.00
Gold Tezabi 24 Caratt	10 gm	89193.00	0.00	90020.00	0.00	90500.00	0.00	0.00
Artificial Jewelry (Locket Set) (Average Quality)	Each	1300.00	289.83	948.68	800.00	2500.00	0.00	700.00
Suitcase Ragzine (24"x16"x6") (Average Quality)	Each	1125.00	1249.00	1697.06	0.00	848.53	724.57	674.54
Trunk Medium Size (Average Quality)	Each	2200.00	1500.00	1697.06	1649.24	948.68	2000.00	2097.62
Purse Ladies Medium Size (Average Quality)	Each	1200.00	600.00	1249.00	0.00	800.00	474.34	748.33

7.10 Intercity Consumer Prices (Rural) May, 2021

Description	Unit	Khuzdar	Gawadar	Faisalabad	Quetta	Sibi	Loralai
Wheat	10 kg	0.00	600.00	500.00	614.98	594.98	500.00
Wheat Flour (Average Quality)	1 kg	62.00	70.00	60.00	72.00	70.99	52.00
Wheat Flour Bag	20 kg	1240.00	1400.00	1200.00	1244.99	1244.99	1060.00
Suji	1 kg	90.00	100.00	90.00	94.87	84.85	90.00
Vermicelli (Packet)	1 kg	150.00	130.00	100.00	84.85	90.00	124.90
Besan	1 kg	100.00	177.48	140.00	184.93	194.94	180.00
Rice Basmati 385/386	1 kg	120.00	130.00	114.89	114.89	124.90	160.00
Rice Basmati Broken (Average Quality)	1 kg	90.00	100.00	0.00	114.89	114.89	90.00
Bread plain (Medium Size)	Each	50.00	80.00	50.00	60.00	60.00	60.00
Rusk (Papay) (Average Quality)	1 kg	200.00	250.00	150.00	214.94	224.94	209.76
Biscuit Bakery (Loose, Average Quality)	250 gm	80.00	95.00	64.81	94.87	0.00	94.87
Samosa (Vegetable, Average Quality)	Each	15.00	15.00	10.00	15.00	15.00	15.00
Nimko (Loose, Average Quality)	250 gm	90.00	100.00	84.85	90.00	0.00	74.83
Beef with Bone (Average Quality)	1 kg	500.00	0.00	450.00	574.98	509.90	550.00
Mutton (Average Quality)	1 kg	0.00	1200.00	924.66	1200.00	1100.00	1000.00
Chicken Farm Broiler (Live)	1 kg	410.00	330.00	350.00	409.88	409.88	280.00
Fish Fresh	1 kg	300.00	300.00	250.00	444.97	374.97	0.00
Milk fresh (Un-boiled)	1 Litre	100.00	150.00	94.87	120.00	120.00	100.00
Curd	1 kg	110.00	170.00	140.00	130.00	130.00	100.00
Powdered Milk NIDO 390 gm Polybag	Each	510.00	490.00	500.00	500.00	500.00	500.00
Eggs Farm	Dozen	160.00	160.00	142.48	164.92	160.00	185.00
Mustard Oil (Average Quality)	1 kg	284.96	230.00	280.00	274.95	274.95	244.95
Vegetable Ghee DALDA/HABIB 2.5 kg Tin	Each	775.00	760.00	734.85	775.00	775.00	770.00
Vegetable Ghee DALDA/HABIB or Other superior Quality 1 kg Pouch	Each	305.00	296.00	260.00	303.00	303.00	277.88
Desi Ghee	1 kg	0.00	0.00	1600.00	2000.00	2000.00	1500.00
Cooking Oil (Pouch)	1 Litre	290.00	296.00	244.95	305.00	305.00	267.49
Almonds (Badam) Kaghazi with Shell (Average Quality)	1 kg	1250.00	794.98	1349.07	1048.81	1048.81	1048.81
Groundnuts (Moong Phali) with shell	1 kg	400.00	254.95	309.84	344.96	344.96	320.00
Kinnu (Average Quality)	1 Dozen	80.00	140.00	0.00	74.83	0.00	0.00
Apple (Average Quality)	1 kg	150.00	140.00	223.61	223.61	239.79	0.00
Grapes (Angoor) (Average Quality)	1 kg	0.00	0.00	0.00	0.00	0.00	0.00
Bananas (Kela) Local	1 Dozen	80.00	200.00	0.00	94.87	94.87	84.85
Mango Kalmi (Average Quality)	1 kg	0.00	0.00	0.00	0.00	0.00	0.00
Guava (Amrood) (Average Quality)	1 kg	0.00	0.00	0.00	0.00	0.00	0.00
Watermelon (Turbooz)	1 kg	40.00	30.00	44.72	29.58	0.00	37.42
Muskmelon (Kharbuza)	1 kg	0.00	70.00	50.00	64.81	0.00	80.00
Pulse Masoor (Washed)	1 kg	160.00	180.00	180.00	174.93	174.93	164.92
Pulse Moong (Washed)	1 kg	230.00	280.00	280.00	274.95	274.95	240.00
Pulse Mash (Washed)	1 kg	230.00	250.00	0.00	284.96	0.00	280.00
Pulse Gram	1 kg	190.00	180.00	174.93	174.93	174.93	170.00
Gram Whole Black (Average Quality)	1 kg	0.00	0.00	0.00	0.00	184.93	180.00
Gram Whole Yellow (Average Quality)	1 kg	180.00	180.00	223.61	194.94	194.94	200.00
Beans Red/White (Lobia)	1 kg	0.00	220.00	0.00	274.95	274.95	0.00
Potatoes	1 kg	40.00	50.00	40.00	34.64	44.72	50.00
Chips (Loose)	250 gm	0.00	95.00	70.00	80.00	80.00	60.00
Onions	1 kg	40.00	50.00	30.00	34.64	44.72	30.00
Tomatoes	1 kg	30.00	60.00	40.00	24.49	44.72	50.00
Turnip (Shalgham)	1 kg	0.00	0.00	0.00	0.00	0.00	0.00
Radish (Mooli)	1 kg	0.00	0.00	0.00	0.00	0.00	0.00
Cauliflower (Phool Gobhi)	1 kg	0.00	0.00	0.00	0.00	0.00	0.00
Bottlegourd (Loki)	1 kg	60.00	60.00	60.00	64.81	64.81	0.00
Lady Finger (Bhindi)	1 kg	80.00	130.00	44.72	74.83	84.85	80.00
Peas (Matar)	1 kg	0.00	0.00	0.00	0.00	0.00	0.00
Spinach (Paalak)	1 kg	0.00	0.00	0.00	0.00	0.00	0.00
Tinda	1 kg	0.00	60.00	54.77	54.77	74.83	0.00
Turai	1 kg	0.00	80.00	60.00	64.81	64.81	64.81
Karela	1 kg	0.00	60.00	44.72	54.77	54.77	80.00
Chilies (Green)	250 gm	40.00	40.00	20.00	34.64	44.72	30.00
Carrot (Gajar)	1 kg	0.00	0.00	0.00	0.00	0.00	0.00
Cucumber (Kheera)	1 kg	60.00	80.00	64.81	44.72	54.77	60.00
Lemon	250 gm	90.00	80.00	94.87	94.87	94.87	94.87

Contd.

7.10 Intercity Consumer Prices (Rural) May, 2021

Description	Unit	Khuzdar	Gawadar	Faisalabad	Quetta	Sibi	Loralai
Garlic (Lehsun)	1 kg	240.00	300.00	200.00	209.76	254.95	209.76
Brinjal	1 kg	0.00	0.00	40.00	44.72	0.00	0.00
Arvi	1 kg	0.00	0.00	0.00	0.00	0.00	0.00
Sugar Refined	1 kg	99.50	100.00	100.00	100.00	100.00	100.00
Gur (Average Quality)	1 kg	140.00	140.00	114.89	144.91	144.91	104.88
Honey MARHABA Bottle 500 gm	Each	0.00	474.97	500.00	450.00	450.00	0.00
Sweetmeat (Mixed Mithai)	1 kg	500.00	450.00	400.00	624.50	589.92	240.00
Ice Cream Walls Cup (Large Size)	Each	0.00	0.00	60.00	0.00	0.00	0.00
Ginger (Adrak)	500 gm	220.00	180.00	250.00	194.94	200.00	209.76
Custard Powder RAFHAN 300 gm Packet	Each	110.00	110.00	92.47	100.00	100.00	90.00
Coriander Seed Powder Loose	1 kg	350.00	309.84	284.60	309.84	354.96	389.87
Salt Powder Loose	1 kg	15.00	20.00	15.00	10.00	10.00	12.25
Chilies Powder Loose	1 kg	600.00	774.60	700.00	774.60	748.33	600.00
Turmeric Powder Loose	250 gm	100.00	100.00	0.00	94.87	94.87	100.00
Tea Lipton Yellow Label 190 gm Packet	Each	230.00	230.00	200.00	230.00	230.00	230.00
Cold Drink (PEPSI/COCA-COLA) 1.5 Liter Bottle	Each	110.00	140.00	104.88	110.00	110.00	110.00
Fruit Juice Small Packet 250 ml	Each	30.00	40.00	25.00	40.00	40.00	34.64
JAM-E-SHIREEN Standard Size (800 ml)	1 Bottle	287.49	280.00	274.95	280.00	280.00	284.96
Cigarettes Capstan 20'S Packet	Each	90.00	90.00	80.00	90.00	90.00	80.00
Cigarettes Gold Leaf 20'S Packet	Each	180.00	190.00	180.00	200.00	200.00	180.00
Tobacco Hukka Twisted	1 kg	122.47	0.00	94.87	114.89	114.89	464.76
Chewing Tobacco (Niswar)	250 gm	94.87	75.00	54.77	64.81	74.83	50.00
Pan Prepared (Sweet with Beetle Nuts)	Each	0.00	40.00	0.00	40.00	40.00	0.00
Shirting (Average Quality)	1 Metre	250.00	180.00	164.32	174.93	0.00	0.00
Georgette (Average Quality)	1 Metre	200.00	130.00	120.00	144.91	0.00	229.78
Linen, Ladies (Average Quality)	1 Metre	270.00	140.00	120.00	144.91	0.00	0.00
Long Cloth	1 Metre	0.00	230.00	224.94	229.78	244.95	350.00
Lawn Printed (Average Quality)	1 Metre	300.00	230.00	159.69	174.93	174.93	260.00
Full Pant Boy Length 24"/26"	Each	400.00	500.00	0.00	591.61	0.00	0.00
Shirt Boy Length 24"/26"	Each	300.00	500.00	0.00	324.04	0.00	0.00
School Uniform Boys (Pant & Shirt) 24"/26"	Suit	0.00	1200.00	0.00	848.53	1296.15	0.00
School Uniform Girls (Kameez & Shalwar) 24"/26"	Suit	0.00	1200.00	0.00	848.53	1148.91	0.00
Pullover Gents (Average Quality)	Each	1000.00	1100.00	850.00	848.53	0.00	0.00
Pullover Ladies (Average Quality)	Each	1100.00	650.00	848.53	848.53	0.00	0.00
Tailoring Charges Awami Suit (Male)	Suit	700.00	700.00	500.00	848.53	848.53	674.54
Tailoring Charges Simple Suit (Female)	Suit	550.00	600.00	474.34	0.00	0.00	500.00
Underwear Medium Size (Average Quality)	Each	200.00	140.00	109.54	94.87	0.00	0.00
Vest "Baniyan" for Men Average Quality	Each	200.00	140.00	124.90	139.64	0.00	164.92
Brassier (Average Quality)	Each	324.04	200.00	129.61	273.86	0.00	0.00
Socks Nylon Local (Average Quality)	Pair	100.00	130.00	60.00	89.44	109.54	94.87
Lungi/Dhoti Cotton (Average Quality)	Each	300.00	354.96	273.86	250.00	239.79	0.00
Dopatta Georgette (Average Quality)	Each	350.00	360.00	200.00	204.94	244.95	339.85
Dopatta Cotton (Average Quality)	Each	350.00	294.96	200.00	199.00	234.52	300.00
Chaddar (Wash-n-Wear) (2x2.5 Meter)	Each	350.00	500.00	0.00	624.50	547.72	550.00
Washing Charges Shalwar Kameez	Suit	0.00	80.00	0.00	89.44	0.00	0.00
Footware Gents Local (Average Quality)	Pair	424.26	1048.81	447.21	707.11	389.87	874.64
Footware Ladies Local (Average Quality)	Pair	350.00	754.98	350.00	600.00	223.61	650.00
Footware Children Local (Average Quality)	Pair	300.00	700.00	223.61	223.61	189.74	450.00
Shoe Repair Full Sole	Pair	114.89	120.00	80.00	89.44	94.87	120.00
Shoe Polish Charges	Pair	30.00	55.00	30.00	40.00	40.00	20.00
House Rent Combined	Quarterly	2807.00	5245.00	2807.00	5180.00	5180.00	3241.00
Cement (Local) 50 kg Bag	Each	690.00	650.00	600.00	650.00	0.00	609.92
Bricks New 1st Class	1000 No.	0.00	0.00	0.00	8986.10	0.00	0.00
Bajri	100 cu ft	3600.00	5000.00	3500.00	4242.64	0.00	0.00
Sand (Black Pit)	100 cu ft	0.00	0.00	3000.00	3741.66	0.00	0.00
Painter Wage Rate	Per Day	0.00	1200.00	900.00	1496.66	1496.66	1000.00
Mason Wage Rate	Per Day	1200.00	1700.00	1000.00	1749.29	1749.29	1474.79
Unskilled Labor Wage Rate	Per Day	600.00	800.00	500.00	1148.91	948.68	700.00
Plumber Wage Rate	Per Day	0.00	1200.00	0.00	1349.07	1274.75	1100.00
Electrician Charges	Per Point	230.00	230.00	150.00	234.95	234.95	150.00
Carpenter Wage Rate	Per Day	1400.00	1200.00	0.00	1374.77	1349.07	1200.00
Water Charges Per House	Monthly	0.00	300.00	0.00	330.00	374.17	0.00

Contd.

7.10 Intercity Consumer Prices (Rural) May, 2021

Description	Unit	Khuzdar	Gawadar	Faisalabad	Quetta	Sibi	Loralai
Charges for Refuse/Waste Collection	Monthly	0.00	0.00	0.00	173.21	223.61	0.00
Electricity Charges upto 50 Units	Per Unit	5.98	5.98	5.98	5.98	5.98	5.98
Electricity Charges 51-100 Units	Per Unit	9.68	9.68	9.68	9.68	9.68	9.68
Electricity Charges 101-300 Units	Per Unit	12.12	12.12	12.12	12.12	12.12	12.12
Electricity Charges 301-1000 Units	Per Unit	13.61	13.61	13.61	13.61	13.61	13.61
Electricity Charges Above 1000 Units	Per Unit	20.01	20.01	20.01	20.01	20.01	20.01
Electricity Charges Combined	Per Unit	12.28	12.28	12.28	12.28	12.28	12.28
LPG 11.67 kg Cylinder	Each	1540.00	1400.00	0.00	1524.80	1524.80	1300.00
Kerosene Oil	1 Litre	100.00	0.00	150.00	100.00	110.00	120.00
Firewood Whole	40 kg	700.00	450.00	500.00	634.82	600.00	800.00
Coal	1 kg	30.00	40.00	44.72	44.72	44.72	100.00
Cot Iron (Charpai)	Each	4098.78	5349.77	2345.21	2738.61	0.00	0.00
Tube Light Philips 40 Watt	Each	150.00	180.00	0.00	250.00	250.00	200.00
Energy Saver Philips 14 Watt	Each	167.48	200.00	200.00	250.00	220.00	180.00
Readymade Quilt (3 kg)	Each	0.00	0.00	894.43	979.80	979.80	0.00
Blanket Single (SN)	Each	3000.00	2300.00	1732.05	1697.06	1697.06	0.00
Towel Medium Size (2' x 3')	Each	500.00	400.00	300.00	295.80	324.04	489.90
Ceiling Fan 56" Pak/Younas/Millat	Each	0.00	4849.74	0.00	3500.00	3500.00	0.00
Refrigerator Dawlance/Pel 10 Cubic feet Double Door	Each	0.00	48497.42	0.00	44497.19	44497.19	0.00
Washing Machine with Spinner (Super Asia or Similar Brand) (SN)	Each	0.00	0.00	0.00	19649.43	18795.74	0.00
Sewing Machine (SN) Without Cover	Each	0.00	0.00	0.00	9400.00	9500.00	0.00
Water Set (OMROC) 6 Glass	Set	1000.00	954.99	574.46	574.46	0.00	1000.00
Tea Set Pakistani (China-Ware) Set of 21 Pieces	Set	0.00	1849.32	0.00	2236.07	2097.62	0.00
Dinner Set Plastic 72 Pieces Super Quality	Set	0.00	0.00	0.00	5500.00	5500.00	0.00
Bucket (Balti) Plastic Medium Size	Each	400.00	650.00	400.00	374.17	0.00	0.00
Lota Plastic Medium Size (Average Quality)	Each	90.00	80.00	64.81	50.00	50.00	89.44
Aluminium Cooking Pan (Degchi)	Each	800.00	1200.00	574.46	374.17	0.00	724.57
Plates Steel Medium Size (Average Quality)	Each	150.00	100.00	54.77	54.77	0.00	65.00
Water Cooler 9/10 Litre Plastic Super Quality	1 No.	800.00	874.64	1200.00	774.60	0.00	700.00
Water Pump Golden Monoblock/Donkey 0.5 H.P	Each	0.00	0.00	9000.00	12961.48	14491.38	0.00
Express Washing Powder 1 KG Polybag	Each	220.00	240.00	210.00	210.00	210.00	220.00
Cleanser Powder Vim 900 gm Polybag	Each	75.00	100.00	100.00	90.00	0.00	0.00
Finis 400 ml Bottle	Each	200.00	215.00	250.00	245.00	0.00	0.00
Boot Polish Cherry/KIWI 42 ml	Each	200.00	178.00	210.00	210.00	210.00	150.00
Robin Blue Liquid 75 ml Bottle	Each	80.00	83.49	92.47	90.00	90.00	74.83
Match Box	Each	2.45	2.00	2.45	3.00	3.00	2.00
Washing Soap 250 gm Cake (Specify Name)	Each	54.77	40.00	27.39	60.00	40.00	47.43
Panadol Tablets Plain	10 No.	22.00	20.00	15.65	20.00	20.00	17.89
Daonil Tablets 5 mg	10 No.	25.00	25.00	22.25	23.16	23.87	24.00
CAC 1000 Tablets Sandoz Bottle	Each	180.00	180.00	180.00	180.00	180.00	180.00
Amoxil Capsule 250 mg	10 No.	50.00	55.00	45.50	48.44	48.40	50.00
Hydryllin Syrup 120 ml Bottle	Each	73.48	70.00	70.00	69.00	69.00	70.00
Inderal Tablets 10 mg	10 No.	0.00	20.00	20.00	22.00	19.65	20.00
Johar Joshanda Instant (Sachet) Packet	Each	15.00	10.00	12.00	12.00	12.00	15.00
Dettol Medium Bottle	Each	180.00	190.00	190.00	100.00	100.00	190.00
Doctor (MBBS) Clinic Fee	Per Patient	500.00	500.00	200.00	223.61	273.86	273.86
Dental Surgeon Fee Per Visit	Per Patient	0.00	0.00	500.00	648.07	774.60	0.00
Blood Test (CP) Charges	Per Test	0.00	250.00	273.86	324.04	324.04	300.00
X-RAY (Chest) Charges	Per X-ray	0.00	0.00	0.00	748.33	748.33	0.00
Physiotherapist Fee Per Visit	Per Patient	0.00	0.00	0.00	244.95	244.95	0.00
Cost of Surgery (C-Section)	Per Case	0.00	0.00	0.00	24494.90	19364.92	0.00
Car Suzuki 800 cc Without AC	Each	0.00	0.00	0.00	854000.00	854000.00	0.00
Motorcycle Honda CD 70	Each	0.00	0.00	0.00	84500.00	84500.00	0.00
Bicycle	Each	0.00	10488.09	0.00	8485.28	8485.28	0.00
Tire Motorcycle CD 70 (Back Wheel)	Each	1600.00	1550.00	1274.75	1474.79	1549.19	1424.78
Tire Car Mehran Tubeless (General)	Each	0.00	5600.00	0.00	3449.64	3449.64	0.00
Tire Cycle	Each	500.00	800.00	550.00	748.33	748.33	589.92
Petrol Super	Per Litre	106.06	106.06	106.06	106.06	106.06	106.06
Hi-Speed Diesel	Per Litre	110.76	110.76	110.76	110.76	110.76	110.76
CNG	1 kg/1 Ltr	0.00	0.00	0.00	138.90	138.90	0.00
Mobil Oil (Havoline 20w-50)	4 Litres	0.00	2500.00	0.00	2680.00	2700.00	0.00

Contd.

7.10 Intercity Consumer Prices (Rural) May, 2021

Description	Unit	Khuzdar	Gawadar	Faisalabad	Quetta	Sibi	Loralai
Motorcycle Service Charges	Each	173.21	150.00	150.00	223.61	273.86	110.00
Car Tax 800 cc to 1500 cc	Per Year	1638.00	1638.00	1638.00	1638.00	1638.00	1638.00
Train Fare Economy per Person	Per km	1.09	1.09	1.09	1.09	1.09	1.09
Bus Fare Outside City (non AC)	Per km	0.00	1.00	1.60	2.00	2.50	2.00
Chingchi Rickshaw Charges, Minimum	Per Person	104.88	50.00	34.64	25.00	0.00	0.00
Air Fare Economy Class Per Kilometer	Per Person	16.56	16.56	16.56	16.56	16.56	16.56
Postal Registration Charges	Per Envelope	50.00	50.00	50.00	50.00	50.00	50.00
Mobile Set with Rear Camera and Without Touch Screen	Each	0.00	5000.00	0.00	5744.56	5744.56	0.00
Telephone Call Charges	Per Minute	1.79	1.79	1.79	1.79	1.79	1.79
Internet Charges (DSL) 1 MB (Unlimited)	Per Month	2148.52	2148.52	2148.52	2148.52	2148.52	2148.52
Mobile Call Charges	Per Unit	2.99	2.99	2.99	2.99	2.99	2.99
LED Sony/Samsung 32" Colored	Each	0.00	0.00	0.00	37496.67	37496.67	0.00
Personal Computer with LED Monitor (17") DELL/HP/ACER CORE i5	Each	0.00	0.00	0.00	28982.75	28982.75	0.00
Pets Feed	10 kg	0.00	0.00	547.72	273.86	273.86	0.00
Cable Charges	Per Month	300.00	350.00	0.00	400.00	400.00	0.00
English Books Class VI	Each	60.00	60.00	60.00	75.00	75.00	75.00
English Books Class IX and X	Each	119.00	119.00	119.00	160.00	160.00	138.00
English Books Class XI Complete Set	Each	103.00	103.00	103.00	122.00	122.00	120.00
Urdu Books Class V (Text Book Board)	Each	73.00	73.00	73.00	93.00	93.00	93.00
Urdu Books Class IX and X (Text Book Board)	Each	136.00	136.00	136.00	162.00	162.00	143.00
Newspaper Daily Jang	Each	20.00	20.00	20.00	20.00	20.00	20.00
Exercise Book (with Lines) 80 to 100 Pages	Each	70.00	85.00	50.00	114.89	109.54	80.00
Lead Pencil Goldfish	Each	10.00	10.00	7.48	10.00	10.00	15.00
Ballpoint Pen Local	Each	10.00	12.00	8.00	10.00	10.00	15.00
Private School Fee English Medium Average Standard (Class I)	Per Month	400.00	1000.00	500.00	0.00	0.00	400.00
Private School Fee English Medium Average Standard (Class V)	Per Month	500.00	1100.00	700.00	798.44	824.62	500.00
Private School Fee English Medium Average Standard (Class VI)	Per Month	700.00	1400.00	800.00	0.00	0.00	600.00
Coaching Fee for Class IX/X Science Group	Per Subject	0.00	1500.00	0.00	894.43	894.43	500.00
Vocational Training Basic Computer Short Course Fee (3 Months)	Per Course	0.00	0.00	0.00	0.00	1732.05	0.00
Bread Tandoori Standard Size	Each	20.00	14.00	20.00	20.00	20.00	20.00
Cooked Chicken at Average Hotel	Per Plate	220.00	214.94	200.00	239.79	254.95	189.74
Cooked Beef at Average Hotel	Per Plate	220.00	0.00	150.00	194.94	0.00	214.48
Cooked Daal at Average Hotel	Per Plate	100.00	154.92	120.00	114.89	114.89	150.00
Chicken Biryani Full/Double	Per Plate	120.00	180.00	150.00	294.96	274.95	0.00
Tea Prepared Ordinary	Per Cup	30.00	20.00	30.00	30.00	30.00	30.00
Pizza Chicken Medium Size (Average Quality)	Each	0.00	250.00	0.00	447.21	447.21	0.00
Burger with Shami Kabab (Average Quality)	Each	0.00	0.00	0.00	109.54	109.54	0.00
Chicken Roast (Full) (Average Quality)	Each	0.00	850.00	0.00	748.33	774.60	0.00
Seekh Kabab (Beef) (Average Quality)	1 Dozen	120.00	360.00	536.66	439.89	444.97	0.00
Marriage Hall Charges with Furniture	Per Head	0.00	0.00	0.00	109.54	109.54	0.00
Marriage Hall Service Charges with Food (Average Meal)	Per Head	0.00	0.00	0.00	169.71	169.71	0.00
Government Hostel Accommodation Fee for Intermediate College per Student	Per Month	0.00	0.00	0.00	1788.85	1788.85	0.00
Private Hostel Accommodation Fee for Intermediate College per Student	Per Month	0.00	0.00	0.00	1989.97	2097.62	0.00
Hair Cut Charges for Men	Per Cut	100.00	150.00	89.44	100.00	120.00	80.00
Shaving Charges	Per Shave	80.00	89.44	44.72	74.83	80.00	60.00
Toilet Soap LUX 75 gm	Each	65.00	45.00	45.00	42.75	48.71	46.00
Tooth Paste COLGATE 75 gm	Each	110.00	90.00	100.00	95.00	95.00	90.00
Tooth Brush (SHIELD)	Each	70.00	80.00	89.44	70.00	70.00	80.00
Hair Color (KALA KOLA)	Tube	209.76	130.00	150.00	160.00	160.00	150.00
Hair Removing Cream (EU-Cream) 30ml Tube	Each	90.00	130.00	70.00	85.00	80.00	0.00
Shaving Cream (TOUCHME Large/ADMIRAL)	Tube	100.00	75.00	85.00	80.00	85.00	80.00
Blade Treet Ordinary (10 no. Packet)	Each	65.00	50.00	48.99	50.00	50.00	50.00
Disposable Razor Gillette Blue II	Each	55.00	50.00	62.45	70.00	70.00	75.00
Shampoo Sun Silk/Pantene 90 ml Bottle	Each	130.00	110.00	110.00	110.00	110.00	120.00
Talcum Powder Viceroy/Black Cat	Each	210.00	150.00	0.00	220.00	220.00	0.00
Gold Tezabi 24 Carett	10 gm	0.00	0.00	0.00	90000.00	89650.00	0.00
Artificial Jewelry (Locket Set) (Average Quality)	Each	900.00	1300.00	648.07	489.90	574.46	0.00
Suitcase Ragzine (24"x16"x6") (Average Quality)	Each	3000.00	1500.00	0.00	1496.66	1496.66	0.00
Trunk Medium Size (Average Quality)	Each	0.00	1200.00	1095.45	974.68	974.68	0.00
Purse Ladies Medium Size (Average Quality)	Each	0.00	400.00	547.72	894.43	894.43	0.00

**7.10 Intercity (Urban) Consumer Price
May, 2021
(Base Year 2015-16)**

Value in Rupees

Description	Unit	Average	% Change
FOOD & NON-ALCOHOLIC BEVERAGES			
Wheat	10 kg	514.63	-3.62
Wheat Flour (Fine/Superior Quality)	1 kg	68.81	0.41
Wheat Flour (Average Quality)	1 kg	59.15	4.08
Wheat Flour Bag	20 kg	1140.53	9.11
Suji	1 kg	82.77	-0.12
Vermicelli (Packet)	1 kg	118.78	1.20
Besan	1 kg	154.55	-0.31
Rice Basmati (Superior Quality)	1 kg	166.33	0.67
Rice Basmati 385/386	1 kg	110.08	0.58
Rice Basmati Broken (Average Quality)	1 kg	92.72	0.44
Rice IRRI-6/9 (Sindh/Punjab)	1 kg	69.52	0.13
Bread plain (Medium Size)	Each	60.92	2.47
Rusk (Papay) (Average Quality)	1 kg	248.26	0.33
Biscuit Bakery (Loose, Average Quality)	250 gm	105.15	0.50
Samosa (Vegetable, Average Quality)	Each	16.96	0.47
Nimko (Loose, Average Quality)	250 gm	83.06	0.56
Beef with Bone (Average Quality)	1 kg	494.00	4.53
Mutton (Average Quality)	1 kg	1021.13	3.45
Chicken Farm Broiler (Live)	1 kg	307.02	17.76
Fish Rahu (Medium Size)	1 kg	319.24	0.29
Milk fresh (Un-boiled)	1 Litre	104.93	0.67
Milk Tetra Pack 1 Litre (MILK PAK/HALEEB/OLPERS)	Each	159.38	0.09
Curd	1 kg	119.71	0.59
LACTOGEN 400 gm Packet	Each	608.89	0.22
Powdered Milk NIDO 390 gm Polybag	Each	486.65	0.46
Eggs Farm	Dozen	146.28	-11.83
Butter Local Packed 50 gm	Each	47.97	1.40
Mustard Oil (Average Quality)	1 kg	277.26	2.43
Cooking Oil DALDA or Other Similar Brand (SN), 5 Litre Tin	Each	1544.87	0.41
Vegetable Ghee DALDA/HABIB 2.5 kg Tin	Each	772.84	0.36
Vegetable Ghee DALDA/HABIB or Other superior Quality 1 kg Pouch	Each	303.84	0.84
Almonds (Badam) Kaghazi with Shell (Average Quality)	1 kg	913.56	0.00
Groundnuts (Moong Phali) with shell	1 kg	285.70	-0.98
Kinnu (Average Quality)	1 Dozen	177.85	6.19
Apple (Average Quality)	1 kg	160.45	2.64
Peach (Average Quality)	1 kg	0.00	
Grapes (Angoor) (Average Quality)	1 kg	0.00	
Bananas (Kela) Local	1 Dozen	137.08	28.38
Mango Kalmi (Average Quality)	1 kg	166.24	
Guava (Amrood) (Average Quality)	1 kg	0.00	-100.00
Watermelon (Turbooz)	1 kg	28.72	-33.75
Muskmelon (Kharbuza)	1 kg	57.39	-6.55
Pulse Masoor (Washed)	1 kg	156.44	-0.13
Pulse Moong (Washed)	1 kg	230.41	-1.87
Pulse Mash (Washed)	1 kg	254.73	-1.39
Pulse Gram	1 kg	150.29	-0.92
Gram Whole Black (Average Quality)	1 kg	144.96	-0.17
Gram Whole Yellow (Average Quality)	1 kg	154.30	0.55
Beans Red/White (Lobia)	1 kg	230.36	0.26
Potatoes	1 kg	46.22	3.47
Chips (Loose)	250 gm	86.80	0.08
Onions	1 kg	29.01	-11.42
Tomatoes	1 kg	27.33	-43.90
Turnip (Shalgham)	1 kg	0.00	
Radish (Mooli)	1 kg	0.00	
Cauliflower (Phool Gobhi)	1 kg	0.00	-100.00
Bottlegourd (Loki)	1 kg	46.47	-17.03
Lady Finger (Bhindi)	1 kg	76.10	

Contd.

**7.10 Intercity (Urban) Consumer Price
May, 2021
(Base Year 2015-16)**

Value in Rupees

Description	Unit	Average	% Change
Peas (Matar)	1 kg	0.00	-100.00
Spinach (Paalak)	1 kg	0.00	
Tinda	1 kg	77.13	-18.48
Turai	1 kg	57.50	
Karela	1 kg	60.44	
Chilies (Green)	250 gm	20.93	-18.78
Carrot (Gajar)	1 kg	0.00	-100.00
Cucumber (Kheera)	1 kg	47.87	5.58
Lemon	250 gm	69.95	-11.32
Garlic (Lehsun)	1 kg	174.72	-5.88
Sugar Refined	1 kg	98.05	3.54
Gur (Average Quality)	1 kg	126.75	2.37
Honey MARHABA Bottle 500 gm	Each	458.48	0.27
Sweetmeat (Mixed Mithai)	1 kg	435.19	1.61
Ice Cream Walls Cup (Large Size)	Each	56.19	2.31
Cumin seed (Zeera) White NATIONAL 50 gm Packet	Each	75.60	0.16
Pepper Black NATIONAL 50 gm Packet	Each	114.08	1.25
Coriander Seed Powder NATIONAL 200 gm Packet	Each	173.25	0.00
Cardamom Large (Loose) (Average Quality)	50 gm	140.25	0.85
Cardamom Small (Average Quality)	50 gm	321.09	0.03
Salt Powdered (NATIONAL/SHAN) 800 gm Packet	Each	30.67	0.46
Chilies Powder NATIONAL 200 gm Packet	Each	376.89	0.00
Turmeric Powder NATIONAL 50 gm Packet	Each	41.60	0.00
Tomato Ketchup MITCHELLS/NATIONAL 1 kg Polybag	Each	250.99	0.00
Pickle MITCHELLS/NATIONAL Bottle (340 gm-400 gm)	Each	150.09	0.56
Ginger (Adrak)	500 gm	195.48	-0.77
Custard Powder RAFHAN 300 gm Packet	Each	100.24	0.29
Tea Lipton Yellow Label 190 gm Packet	Each	230.14	0.04
Cold Drink (PEPSI/COCA-COLA) 1.5 Liter Bottle	Each	103.23	0.20
Fruit Juice Small Packet 250 ml	Each	25.47	0.59
Mineral Water NESTLE 1.5 Liter	Each	59.26	0.61
JAM-E-SHIREEN Standard Size (800 ml)	1 Bottle	278.18	1.24
ALCOHOLIC BEVERAGES & TOBACCO			
Cigarettes Capstan 20'S Packet	Each	82.95	0.34
Cigarettes Gold Leaf 20'S Packet	Each	181.63	0.00
Pan Prepared (Sweet with Beetle Nuts)	Each	32.33	1.54
CLOTHING & FOOTWEAR			
Long Cloth 57" Gul Ahmed/AI Karam	1 Metre	371.12	0.13
Shirting (Average Quality)	1 Metre	261.58	0.17
Pant Cloth Wash & Wear (Average Quality)	1 Metre	529.25	0.05
Lawn Printed Gul Ahmed/AI Karam	1 Metre	391.07	0.08
Georgette (Average Quality)	1 Metre	184.93	0.30
Linen, Ladies (Average Quality)	1 Metre	200.15	0.31
Heavy Weight Suiting LAWRANCE PUR (Average Quality)	1 Metre	2290.89	0.00
Full Pant Boy Length 24"/26"	Each	644.78	0.08
Shirt Boy Length 24"/26"	Each	525.37	0.00
School Uniform Boys (Pant & Shirt) 24"/26"	Suit	913.72	0.06
School Uniform Girls (Kameez & Shalwar) 24"/26"	Suit	850.74	0.00
Awami Suit Gents Wash & Wear (Average Quality)	Suit	1614.80	0.00
Women Shalwar Kameez (Average Quality)	Suit	1778.11	0.00
Pullover Gents Oxford/Bonanza	Each	4008.87	0.00
Pullover Ladies Oxford/Bonanza	Each	3674.43	0.00
Pullover Gents (Average Quality)	Each	1243.19	0.00
Tailoring Charges Shirt (Men)	Each	526.97	0.75
Tailoring Charges Pant (Men)	Each	880.75	1.27
Tailoring Charges Awami Suit (Male)	Suit	786.56	0.91
Tailoring Charges Simple Suit (Female)	Suit	652.65	0.97
Underwear Medium Size (Average Quality)	Each	192.43	0.45
Vest "Baniyan" for Men Average Quality	Each	182.10	0.39
Brassier (Average Quality)	Each	230.86	0.39
Socks Nylon Local (Average Quality)	Pair	110.45	0.04
Dopatta Georgette (Average Quality)	Each	374.96	0.00

Contd.

**7.10 Intercity (Urban) Consumer Price
May, 2021
(Base Year 2015-16)**

Value in Rupees

Description	Unit	Average	% Change
Dopatta Cotton (Average Quality)	Each	340.15	0.01
Chaddar (Wash-n-Wear) (2x2.5 Meter)	Each	558.42	0.00
Washing Charges Pant and Shirt Both	Each	126.99	1.07
Dry Cleaning Charges Pant Coat Both	Suit	433.32	0.62
Washing Charges Shalwar Kameez	Suit	100.18	1.15
Gents Shoes Paul Bata	Pair	2199.00	0.00
Gents Sandal Bata	Pair	1199.00	0.00
Gents Sponge Chappal Bata	Pair	249.00	0.00
Ladies Sandal Bata	Pair	599.00	0.00
Ladies Sponge Chappal Bata	Pair	199.00	0.00
Children Shoes Power Lite Bata	Pair	1499.00	0.00
Gents Shoes Servis	Pair	1499.00	0.00
Cheetah 50 Size 3-5 Servis	Pair	1799.00	0.00
Shoe Repair Full Sole	Pair	156.11	1.18
Shoe Polish Charges	Pair	29.47	0.17
HOUSING, WATER, ELECT,GAS & OTH FUEL			
House Rent Combined	Quarterly	8623.86	0.00
Synthetic Enamel ICI Balti 3.64 Litre	Each	2884.51	-0.05
Cement (Local) 50 kg Bag	Each	616.02	0.28
Bricks New 1st Class	1000 No.	9083.48	-0.69
Cement Blocks (6"x8"x12")	100 No.	3320.68	0.33
Bajri	100 cu ft	4617.91	0.21
Sand (Black Pit)	100 cu ft	2769.38	-0.26
Iron Bars (M.S. BAR) 1/2 " 40 Grade	1 Ton	128480.72	1.40
Painter Wage Rate	Per Day	1114.21	0.00
Mason Wage Rate	Per Day	1313.82	0.17
Unskilled Labor Wage Rate	Per Day	731.81	0.23
Plumber Wage Rate	Per Day	1163.21	0.00
Electrician Charges	Per Point	167.49	0.00
Water Charges Per House	Monthly	133.20	0.15
Charges for Refuse/Waste Collection	Monthly	220.90	0.00
Electricity Charges upto 50 Units	Per Unit	5.98	-3.24
Electricity Charges 51-100 Units	Per Unit	9.68	-7.19
Electricity Charges 101-300 Units	Per Unit	12.12	-5.83
Electricity Charges 301-700 Units	Per Unit	13.61	-5.22
Electricity Charges Above 700 Units	Per Unit	20.01	-5.61
Electricity Charges Combined	Per Unit	12.28	-5.61
Gas Charges upto 3.3719 MMBTU	MMBTU	141.57	0.00
Gas Charges 3.3719 - 6.7438 MMBTU	MMBTU	162.09	0.00
Gas Charges 6.7438 - 10.1157 MMBTU	MMBTU	351.00	0.00
Gas Charges 10.1157 - 13.4876 MMBTU	MMBTU	555.10	0.00
Gas Charges Above 13.4876 MMBTU	MMBTU	1141.26	0.00
Gas Charges Combined	MMBTU	470.23	0.00
LPG 11.67 kg Cylinder	Each	1250.84	-10.08
Firewood Whole	40 kg	629.11	-0.77
FURNISHING HOUSE HOLD EQUIPMENTS			
Chair Sheesham Wood with Arm	Each	3158.16	1.07
Chair Plastic (Chairman) (Average Quality)	Each	1090.52	0.45
Central Table Set with Glass Top	Set	10827.91	1.53
Sofa Set Five Seater	Set	24665.88	0.54
Dining Table wit Glass Top and Six Chairs (Average Quality)	Set	34826.90	0.16
Cot Iron (Charpai)	Each	2990.88	0.14
Steel Almirah	Each	13062.99	0.45
Mattress Foam Single Bed Molty/Diamond (4" Thick)	Each	7248.24	0.16
Tube Light Philips 40 Watt	Each	209.99	0.00
Energy Saver Philips 14 Watt	Each	193.90	0.00
Plain Carpet	1 sq ft	48.73	0.04
Readymade Quilt (3 kg)	Each	1189.39	0.00
Blanket Single (SN)	Each	2802.86	0.00
Bed Sheet Single (Superior Quality)	Each	908.97	1.17
Bed Sheet Double with two Pillow Covers (Superior Quality)	Set	1632.32	0.66
Towel Medium Size (3' x 2')	Each	346.48	0.23
Ceiling Fan 56" Pak/Younas/Millat	Each	4519.25	1.04
Refrigerator Dawlance/Pel 10 Cubic feet Double Door	Each	40230.24	0.54

Contd.

**7.10 Intercity (Urban) Consumer Price
May, 2021
(Base Year 2015-16)**

Value in Rupees

Description	Unit	Average	% Change
Split Air Conditioner Orient/LG/Dawlance 1.5 Ton	Each	62854.55	0.69
Air Cooler Super Asia ECM-4000/JC-1000	Each	16349.60	1.20
Washing Machine with Spinner (Super Asia or Similar Brand) (SN)	Each	18758.84	0.58
Sewing Machine (SN) Without Cover	Each	8712.46	0.12
Geysers Super Asia Large Size 30 Gallons (Gas)	Each	22982.75	0.28
Electric Iron Dry (National/West Point)	Each	2680.82	1.20
Frying Pan Non-stick Medium Size Sonex	Each	751.06	0.69
Water Set (OMROC) 6 Glasses + jug	Set	758.65	0.47
Tea Set Pakistani (China-Ware) Set of 21 Pieces	Set	3010.87	0.14
Dinner Set Plastic 72 Pieces Super Quality	Set	7222.10	0.03
Bucket (Balti) Plastic Medium Size	Each	439.41	0.62
Lota Plastic Medium Size (Average Quality)	Each	76.97	0.38
Water Pump Golden Monoblock/Donkey 0.5 H.P	Each	8720.94	0.16
Sufi Washing Soap 250 gm Cake	Each	53.63	0.52
Surf Excel 500 gm Polybag	Each	160.33	0.36
Express Washing Powder 1 KG Polybag	Each	215.09	0.14
Cleanser Powder Vim 900 gm Polybag	Each	87.62	0.68
Finis 400 ml Bottle	Each	227.63	0.00
Phenyl Tyfon/Finis 2.75 Litre Bottle	Each	201.32	0.20
Harpic 500 ml Bottle	Each	228.83	0.82
Boot Polish Cherry/KIWI 42 ml	Each	199.35	2.79
Robin Blue Liquid 75 ml Bottle	Each	86.15	0.00
Match Box	Each	3.12	0.00
Household Servant Female Part Time	Per Month	2459.18	0.00
HEALTH			
Sepran Tablets	10 No.	31.04	0.68
Panadol Tablets Plain	10 No.	15.89	0.19
Flagyl Tablets 400 mg	10 No.	22.07	0.36
Ventolin Tablets 2 mg	10 No.	13.90	0.94
Daonil Tablets 5 mg	10 No.	23.59	0.73
Entox Tablets	10 No.	17.48	0.23
CAC 1000 Tablets Sandoz Bottle	Each	180.06	0.26
Amoxil Capsule 250 mg	10 No.	46.70	0.56
Lederplex Syrup Bottle	Each	76.27	0.65
Phenergan Syrup 120 ml Bottle	Each	48.77	0.31
Calpol Syrup 100 ml Bottle	Each	67.61	0.79
Hydryllin Syrup 120 ml Bottle	Each	69.40	0.32
Inderal Tablets 10 mg	10 No.	19.33	0.89
Betnovate-N Ointment 10 gm Tube	Each	38.55	0.00
Johar Joshanda Instant (Sachet) Packet	Each	11.33	0.00
Glaxose-D 400 gm Packet	Each	158.76	0.00
Dettol Medium Bottle	Each	201.12	0.21
Electronic BP Checking Apparatus	Each	3129.23	0.00
Glucometer	Each	2296.02	0.00
Doctor (MBBS) Clinic Fee	Per Patient	299.61	0.98
Gynecologist Fee Per Visit	Per Patient	584.37	0.00
Dental Surgeon Fee Per Visit	Per Patient	408.06	0.00
Dental Extraction Fee	Per Tooth	704.28	0.00
Urine Test (DR) Charges	Per Test	145.75	0.53
Blood Test (CP) Charges	Per Test	351.21	0.36
Sugar Test (Random/Fasting) Charges of Both	Per Test	192.92	0.00
ECG Charges	Per Test	305.02	0.00
X-RAY (Chest) Charges	Per X-ray	434.34	0.39
Ultrasound Abdominal	Per Test	667.76	0.56
Physiotherapist Fee Per Visit	Per Patient	496.07	0.00
Cost of Surgery (C-Section)	Per Case	25696.41	0.00
TRANSPORT			
Car Suzuki 800 cc Without AC	Each	903959.14	0.00
Car Suzuki 1000 cc	Each	1806009.55	0.00
Car Toyota 1300 cc Xli	Each	2618639.48	0.00
Car Honda Civic Turbo 1.5 VTEC	Each	4554261.93	0.00
Motorcycle Honda CD 70	Each	84226.44	1.71
Motorcycle United/Unique 70 cc	Each	53121.39	1.04
Bicycle	Each	10641.05	0.51

Contd.

**7.10 Intercity (Urban) Consumer Price
May, 2021
(Base Year 2015-16)**

Value in Rupees

Description	Unit	Average	% Change
Tire Motorcycle CD 70 (Back Wheel)	Each	1396.42	0.87
Tire Car Mehran Tubeless (General)	Each	4295.78	1.17
Petrol Super	Per Litre	106.06	-0.84
Hi-Speed Diesel	Per Litre	110.76	-1.04
CNG	1 kg/1 Ltr	103.55	0.38
Mobil Oil (Havoline 20w-50)	4 Litres	2345.82	1.79
Motorcycle Service Charges	Each	128.16	0.29
Car Service Charges	Each	412.69	0.00
Tire Car Puncture Charges	Each	98.30	0.52
Car Tax 800 cc to 1500 cc	Per Year	2096.30	0.00
Train Fare Economy per Person	Per km	1.08	0.00
Train Fare AC Sleeper per Person	Per km	4.71	0.00
Train Fare AC Lower per Person	Per km	2.63	0.00
Train Fare Business Class per Person	Per km	3.04	0.00
Auto Rickshaw Fare	Minimum	70.38	0.00
Taxi Four Seater Fare	Minimum	116.59	0.00
Bus Fare Minimum Within City	Per Ticket	14.58	0.00
Bus Fare Maximum Within City	Per Ticket	26.03	0.00
Bus Fare Outside City (non AC)	Per km	1.22	0.00
Bus Fare Outside City (AC)	Per km	2.19	0.00
Mini Bus Fare Minimum Within City	Per Ticket	13.60	0.00
Mini Bus Fare Maximum Within City	Per Ticket	26.62	0.00
Suzuki Fare Minimum Within City	Per Ticket	15.83	0.00
Suzuki Fare Maximum Within City	Per Ticket	24.37	0.00
Air Fare Economy Class Per Kilometer (National Average)	Per Person	16.56	8.45
COMMUNICATION			
Courier Charges Minimum Within Zone Outside City (TCS)	Per Envelope	211.01	0.00
Mobile Set with Rear Camera and Without Touch Screen	Each	3395.81	0.00
Telephone Call Charges	Per Minute	1.79	0.00
Internet Charges (DSL) 1 MB (Unlimited)	Per Month	2148.52	0.00
Mobile Call Charges	Per Unit	2.99	0.00
RECREATION AND CULTURE			
LED Sony/Samsung 32" Colored	Each	35196.56	0.29
Personal Computer with LED Monitor (17") DELL/HP/ACER CORE i5	Each	59980.97	0.00
Laptop DELL/HP/ACER Core i5, Display (14'-15')	Each	61892.17	0.00
Recreational Park Charges (Minimum Playland Ticket)	Per Person	24.88	0.00
Cable Charges	Per Month	319.12	0.29
English Book Class VI	Each	81.42	0.00
English Book Class IX and X	Each	112.28	0.00
English Book Class XI Complete Set	Each	102.37	0.00
English Book BA/B.SC	Each	194.29	0.15
Urdu Book Class V (Text Book Board)	Each	73.24	3.20
Urdu Book Class IX and X (Text Book Board)	Each	117.63	0.00
Urdu Book Class XI/Inter	Each	67.98	0.00
Urdu Book BA/B.SC	Each	155.94	0.00
Mathematics Book Class V (Text Book Board)	Each	104.37	0.85
Mathematics Book Class IX and X (Text Book Board)	Each	213.92	0.00
Mathematics Book Class XI (Text Book Board)	Each	165.30	0.00
Newspaper Daily Dawn	Each	25.00	0.00
Newspaper Daily Jang	Each	20.00	0.00
Akhbar-e-Jehan Weekly	Each	70.00	0.00
MAG THE WEEKLY (Magazine)	Each	50.00	0.00
Exercise Book (with Lines) 80 to 100 Pages	Each	62.72	0.00
Lead Pencil Goldfish	Each	9.96	0.00
Pen Ink Dollar 57 ml Bottle	Each	29.21	0.00
Photostat Paper 70 gm	Packet	537.18	0.43
Ballpoint Pen Local	Each	9.96	0.71
EDUCATION			
Private School Fee English Medium Average Standard (Class I)	Per Month	1702.44	0.00
Private School Fee English Medium Average Standard (Class V)	Per Month	1907.85	0.00
Private School Fee English Medium Average Standard (Class VI)	Per Month	2126.20	0.00
Private School Fee English Medium Average Standard (Class X)	Per Month	2465.40	0.00
Government College Fee First Year	Per Month	51.89	0.00
Private College Fee First Year	Per Month	4127.21	0.00

Contd.

7.10 Intercity (Urban) Consumer Price
May, 2021
(Base Year 2015-16)

Value in Rupees

Description	Unit	Average	% Change
Coaching Fee for Class IX/X Science Group	Per Subject	1129.16	0.00
Coaching Fee for Class XI/XII Science Group	Per Subject	1603.32	0.00
Coaching Fee for Class XI/XII Commerce Group	Per Subject	1401.00	0.00
Government University Fee M.S.c / M.A.	Per Month	683.11	0.00
Tuition Fee Private University M.Sc./M.A	Per Month	5070.90	0.00
Government Medical College/University Tuition Fee for MBBS (1st year)	Per Month	1841.12	0.00
Private Medical College/University Tuition Fee for MBBS (1st year)	Per Month	66036.40	0.00
Government Engineering University Tuition Fee for BE (1st year)	Per Month	2560.09	0.00
Private Engineering University Tuition Fee for BE (1st year)	Per Month	13918.92	0.00
Vocational Training Basic Computer Short Course Fee (3 Months)	Per Course	2750.28	0.00
RESTAURANTS AND HOTELS			
Bread Tandoori Standard Size	Each	10.72	0.37
Cooked Chicken at Average Hotel	Per Plate	151.03	1.27
Cooked Beef at Average Hotel	Per Plate	148.26	1.16
Cooked Daal at Average Hotel	Per Plate	81.64	0.55
Chicken Biryani Full/Double	Per Plate	176.03	0.77
Tea Prepared Ordinary	Per Cup	28.68	1.74
Pizza Chicken Medium Size (Average Quality)	Each	514.80	2.39
Burger with Shami Kabab (Average Quality)	Each	73.51	0.77
Chicken Roast (Full) (Average Quality)	Each	670.88	2.02
Seekh Kabab (Beef) (Average Quality)	1 Dozen	477.31	0.34
Marriage Hall Charges with Furniture	Per Head	154.56	0.41
Marriage Hall Service Charges with Food (Average Meal)	Per Head	597.05	0.23
Government Hostel Accommodation Fee for Intermediate College per Student	Per Month	262.88	0.00
Private Hostel Accommodation Fee for Intermediate College per Student	Per Month	3663.01	0.00
Misc. goods and services			
Hair Cut Charges for Men	Per Cut	110.16	1.74
Hair Style Charges (at Average Beauty Parlor)	Per Style	340.27	0.00
Shaving Charges	Per Shave	63.91	1.04
Electric Hair Straightener (PHILIPS)	Each	2838.36	0.00
Toilet Soap LUX 75 gm	Each	47.29	0.49
Toilet Soap LIFEBOUY 115 gm	Each	47.82	0.10
Tooth Paste COLGATE 75 gm	Each	97.48	0.30
Tooth Brush (SHIELD)	Each	56.74	0.00
Hair Color (KALA KOLA)	Tube	154.30	0.19
Hair Removing Cream (EU-Cream) 30ml Tube	Each	83.51	0.00
Shaving Cream (TOUCHME large/ADMIRAL)	Tube	83.38	0.16
Blade Treet Ordinary (10 no. Packet)	Each	46.92	0.51
Disposable Razor Gillette Blue II	Each	59.40	0.25
Shampoo Sun silk/Pantene 90 ml Bottle	Each	114.27	0.00
Lipstick Swiss Miss/Medora (Medium)	Each	149.71	0.34
Nail Polish Swiss Miss/Medora (Medium)	Each	117.23	0.54
Perfume Medium Size Broche/Medora	Each	257.12	0.30
Face Cream Ponds Medium Size (Cold)	Each	155.37	0.19
Talcum Powder Viceroy/Black Cat Large Size	Each	199.16	0.64
Hair Oil (Kala Kola hair tonic)	200 ml	229.58	0.00
Tissue Paper Perfumed Box 100 napkins	Each	146.46	1.05
Pampers (Medium Size)	Small Packet	417.46	0.01
Gold Tezabi 24 Carett	10 gm	89288.01	1.61
Silver Tezabi 24 Carett	10 gm	1239.87	2.81
Wall Clock Quartz (Average Quality)	Each	716.24	0.30
Artificial Jewelry (Locket Set) (Average Quality)	Each	798.94	0.27
Suitcase Ragzine (24"x16"x6") (Average Quality)	Each	1652.44	0.03
Trunk Medium Size (Average Quality)	Each	1975.25	0.22
Purse Ladies Medium Size (Average Quality)	Each	976.80	0.06

**7.10 Intercity (Rural) Consumer Price
May, 2021
(Base Year 2015-16)**

Value in Rupees

Description	Unit	Average	% Change
FOOD & NON-ALCOHOLIC BEVERAGES			
Wheat	10 kg	507.42	-3.68
Wheat Flour (Average Quality)	1 kg	59.27	1.33
Wheat Flour Bag	20 kg	1132.67	2.92
Suji	1 kg	79.47	0.57
Vermicelli (Packet)	1 kg	107.93	0.11
Besan	1 kg	148.83	0.30
Rice Basmati 385/386	1 kg	123.67	0.00
Rice Basmati Broken (Average Quality)	1 kg	89.16	0.54
Bread plain (Medium Size)	Each	60.32	1.43
Rusk (Papay) (Average Quality)	1 kg	220.85	0.30
Biscuit Bakery (Loose, Average Quality)	250 gm	84.74	0.00
Samosa (Vegetable, Average Quality)	Each	13.49	0.00
Nimko (Loose, Average Quality)	250 gm	73.60	0.79
Beef with Bone (Average Quality)	1 kg	479.40	6.00
Mutton (Average Quality)	1 kg	1013.70	4.31
Chicken Farm Broiler (Live)	1 kg	311.82	19.65
Fish Fresh	1 kg	307.04	-0.12
Milk fresh (Un-boiled)	1 Litre	102.14	0.18
Curd	1 kg	120.48	0.16
Powdered Milk NIDO 390 gm Polybag	Each	486.71	0.53
Eggs Farm	Dozen	150.24	-11.00
Mustard Oil (Average Quality)	1 kg	277.75	1.34
Vegetable Ghee DALDA/HABIB 2.5 kg Tin	Each	762.07	1.68
Vegetable Ghee DALDA/HABIB or Other superior Quality 1 kg Pouch	Each	294.35	2.44
Desi Ghee	1 kg	1340.91	0.00
Cooking Oil (Pouch)	1 Litre	288.92	2.96
Almonds (Badam) Kaghazi with Shell (Average Quality)	1 kg	911.34	0.00
Groundnuts (Moong Phali) with shell	1 kg	280.08	0.00
Kinnu (Average Quality)	1 Dozen	124.01	-10.33
Apple (Average Quality)	1 kg	157.65	4.90
Grapes (Angoor) (Average Quality)	1 kg	0.00	
Bananas (Kela) Local	1 Dozen	121.76	30.77
Mango Kalmi (Average Quality)	1 kg	148.81	
Guava (Amrood) (Average Quality)	1 kg	0.00	-100.00
Watermelon (Turbooz)	1 kg	30.24	-27.88
Muskmelon (Kharbuza)	1 kg	55.18	-7.73
Pulse Masoor (Washed)	1 kg	154.81	-0.42
Pulse Moong (Washed)	1 kg	232.89	-0.45
Pulse Mash (Washed)	1 kg	252.22	0.06
Pulse Gram	1 kg	153.88	-0.21
Gram Whole Black (Average Quality)	1 kg	141.81	1.05
Gram Whole Yellow (Average Quality)	1 kg	158.81	1.07
Beans Red/White (Lobia)	1 kg	212.39	0.15
Potatoes	1 kg	44.75	8.33
Chips (Loose)	250 gm	84.74	1.62
Onions	1 kg	29.46	-8.40
Tomatoes	1 kg	28.52	-38.84
Turnip (Shalgham)	1 kg	0.00	
Radish (Mooli)	1 kg	0.00	
Cauliflower (Phool Gobhi)	1 kg	0.00	-100.00
Bottlegourd (Loki)	1 kg	40.96	-18.78
Lady Finger (Bhindi)	1 kg	65.84	
Peas (Matar)	1 kg	0.00	-100.00
Spinach (Paalak)	1 kg	0.00	
Tinda	1 kg	58.38	-4.06
Turai	1 kg	52.90	
Karela	1 kg	53.81	
Chillies (Green)	250 gm	21.03	-16.01
Carrot (Gajar)	1 kg	0.00	-100.00
Cucumber (Kheera)	1 kg	45.76	-3.85
Lemon	250 gm	70.59	3.01
Garlic (Lehsun)	1 kg	179.58	-4.88

Contd.

**7.10 Intercity (Rural) Consumer Price
May, 2021
(Base Year 2015-16)**

Value in Rupees			
Description	Unit	Average	% Change
Brinjal	1 kg	41.30	
Arvi	1 kg	0.00	
Sugar Refined	1 kg	98.99	3.14
Gur (Average Quality)	1 kg	122.16	4.00
Honey MARHABA Bottle 500 gm	Each	451.85	0.37
Sweetmeat (Mixed Mithai)	1 kg	371.51	3.80
Ice Cream Walls Cup (Large Size)	Each	57.92	2.51
Ginger (Adrak)	500 gm	188.01	-2.95
Custard Powder RAFHAN 300 gm Packet	Each	101.00	0.79
Coriander Seed Powder Loose	1 kg	314.61	-0.63
Salt Powder Loose	1 kg	15.23	0.00
Chilies Powder Loose	1 kg	683.84	-0.21
Turmeric Powder Loose	250 gm	77.39	-1.00
Tea Lipton Yellow Label 190 gm Packet	Each	228.44	0.00
Cold Drink (PEPSI/COCA-COLA) 1.5 Liter Bottle	Each	105.20	0.20
Fruit Juice Small Packet 250 ml	Each	27.76	1.02
JAM-E-SHIREEN Standard Size (800 ml)	1 Bottle	279.09	0.00
ALCOHOLIC BEVERAGES & TOBACCO			
Cigarettes Capstan 20'S Packet	Each	85.00	0.11
Cigarettes Gold Leaf 20'S Packet	Each	184.77	0.00
Tobacco Hukka Twisted	1 kg	226.08	0.80
Chewing Tobacco (Niswar)	250 gm	61.63	0.00
Pan Prepared (Sweet with Beetle Nuts)	Each	28.78	1.55
CLOTHING & FOOTWEAR			
Shirting (Average Quality)	1 Metre	217.55	0.00
Georgette (Average Quality)	1 Metre	157.59	0.45
Linen, Ladies (Average Quality)	1 Metre	167.98	0.48
Long Cloth	1 Metre	246.27	0.22
Lawn Printed (Average Quality)	1 Metre	201.07	0.77
Full Pant Boy Length 24"/26"	Each	499.41	0.56
Shirt Boy Length 24"/26"	Each	430.80	1.06
School Uniform Boys (Pant & Shirt) 24"/26"	Suit	782.56	2.56
School Uniform Girls (Kameez & Shalwar) 24"/26"	Suit	761.95	0.53
Pullover Gents (Average Quality)	Each	932.89	0.00
Pullover Ladies (Average Quality)	Each	887.55	0.00
Tailoring Charges Awami Suit (Male)	Suit	656.11	1.01
Tailoring Charges Simple Suit (Female)	Suit	530.72	0.61
Underwear Medium Size (Average Quality)	Each	130.05	0.37
Vest "Baniyan" for Men Average Quality	Each	143.24	0.34
Brassier (Average Quality)	Each	172.92	0.42
Socks Nylon Local (Average Quality)	Pair	91.97	0.00
Lungi/Dhoti Cotton (Average Quality)	Each	314.16	0.21
Dopatta Georgette (Average Quality)	Each	272.63	0.00
Dopatta Cotton (Average Quality)	Each	256.52	1.61
Chaddar (Wash-n-Wear) (2x2.5 Meter)	Each	547.96	0.12
Washing Charges Shalwar Kameez	Suit	84.83	0.00
Footware Gents Local (Average Quality)	Pair	684.16	0.19
Footware Ladies Local (Average Quality)	Pair	459.45	0.26
Footware Children Local (Average Quality)	Pair	331.21	0.31
Shoe Repair Full Sole	Pair	124.82	0.00
Shoe Polish Charges	Pair	27.49	1.10
HOUSING, WATER, ELECT,GAS & OTH FUEL			
House Rent Combined	Quarterly	4006.84	0.00
Cement (Local) 50 kg Bag	Each	617.41	0.31
Bricks New 1st Class	1000 No.	8883.25	-0.79
Bajri	100 cu ft	4131.36	0.46
Sand (Black Pit)	100 cu ft	2526.93	0.19
Painter Wage Rate	Per Day	1045.57	0.00
Mason Wage Rate	Per Day	1244.58	0.00
Unskilled Labor Wage Rate	Per Day	683.09	0.15
Plumber Wage Rate	Per Day	1104.64	0.00
Electrician Charges	Per Point	158.78	0.00
Carpenter Wage Rate	Per Day	1117.49	0.00
Water Charges Per House	Monthly	253.75	0.00
Charges for Refuse/Waste Collection	Monthly	203.99	2.05

Contd.

**7.10 Intercity (Rural) Consumer Price
May, 2021
(Base Year 2015-16)**

Value in Rupees

Description	Unit	Average	% Change
Electricity Charges upto 50 Units	Per Unit	5.98	-3.24
Electricity Charges 51-100 Units	Per Unit	9.68	-7.19
Electricity Charges 101-300 Units	Per Unit	12.12	-5.83
Electricity Charges 301-1000 Units	Per Unit	13.61	-5.22
Electricity Charges Above 1000 Units	Per Unit	20.01	-5.61
Electricity Charges Combined	Per Unit	12.28	-5.61
LPG 11.67 kg Cylinder	Each	1285.93	-8.82
Kerosene Oil	1 Litre	125.70	0.44
Firewood Whole	40 kg	548.26	-0.27
Coal	1 kg	60.53	0.00
FURNISHING HOUSE HOLD EQUIPMENTS			
Cot Iron (Charpai)	Each	2738.12	0.00
Tube Light Philips 40 Watt	Each	214.99	0.00
Energy Saver Philips 14 Watt	Each	198.97	0.00
Readymade Quilt (3 kg)	Each	1028.97	0.00
Blanket Single (SN)	Each	2361.51	0.00
Towel Medium Size (2' x 3')	Each	280.64	0.00
Ceiling Fan 56" Pak/Younas/Millat	Each	4288.75	2.39
Refrigerator Dawlance/Pel 10 Cubic feet Double Door	Each	39899.17	0.75
Washing Machine with Spinner (Super Asia or Similar Brand) (SN)	Each	18575.01	0.85
Sewing Machine (SN) Without Cover	Each	8014.25	0.69
Water Set (OMROC) 6 Glass	Set	659.10	0.46
Tea Set Pakistani (China-Ware) Set of 21 Pieces	Set	2728.12	1.28
Dinner Set Plastic 72 Pieces Super Quality	Set	6178.75	0.00
Bucket (Balti) Plastic Medium Size	Each	385.79	1.44
Lota Plastic Medium Size (Average Quality)	Each	68.71	0.54
Aluminium Cooking Pan (Degchi)	Each	593.23	0.00
Plates Steel Medium Size (Average Quality)	Each	76.68	0.14
Water Cooler 9/10 Litre Plastic Super Quality	1 No.	736.91	0.23
Water Pump Golden Monoblock/Donkey 0.5 H.P	Each	8313.55	2.08
Express Washing Powder 1 KG Polybag	Each	216.29	0.37
Cleanser Powder Vim 900 gm Polybag	Each	86.76	0.53
Finis 400 ml Bottle	Each	225.93	0.00
Boot Polish Cherry/KIWI 42 ml	Each	201.40	1.81
Robin Blue Liquid 75 ml Bottle	Each	84.46	0.25
Match Box	Each	2.98	0.00
Washing Soap 250 gm Cake (Specify Name)	Each	43.68	0.67
HEALTH			
Panadol Tablets Plain	10 No.	16.83	0.30
Daonil Tablets 5 mg	10 No.	23.39	0.39
CAC 1000 Tablets Sandoz Bottle	Each	179.47	0.05
Amoxil Capsule 250 mg	10 No.	47.92	0.78
Hydryllin Syrup 120 ml Bottle	Each	69.33	0.00
Inderal Tablets 10 mg	10 No.	19.50	0.00
Johar Joshanda Instant (Sachet) Packet	Each	11.89	0.85
Dettol Medium Bottle	Each	171.61	1.62
Doctor (MBBS) Clinic Fee	Per Patient	248.75	0.00
Dental Surgeon Fee Per Visit	Per Patient	369.10	0.00
Blood Test (CP) Charges	Per Test	303.22	0.00
X-RAY (Chest) Charges	Per X-ray	396.82	0.00
Physiotherapist Fee Per Visit	Per Patient	360.10	0.00
Cost of Surgery (C-Section)	Per Case	21540.00	0.00
TRANSPORT			
Car Suzuki 800 cc Without AC	Each	874601.29	0.00
Motorcycle Honda CD 70	Each	84449.63	1.95
Bicycle	Each	9993.67	0.91
Tire Motorcycle CD 70 (Back Wheel)	Each	1407.96	0.42
Tire Car Mehran Tubeless (General)	Each	4135.97	0.32
Tire Cycle	Each	478.12	0.00
Petrol Super	Per Litre	106.06	-0.84
Hi-Speed Diesel	Per Litre	110.76	-1.04
CNG	1 kg/1 Ltr	113.99	0.33
Mobil Oil (Havoline 20w-50)	4 Litres	2352.91	1.53
Motorcycle Service Charges	Each	135.10	0.50
Car Tax 800 cc to 1500 cc	Per Year	1914.77	0.00

Contd.

**7.10 Intercity (Rural) Consumer Price
May, 2021
(Base Year 2015-16)**

Value in Rupees

Description	Unit	Average	% Change
Train Fare Economy per Person	Per km	1.09	0.00
Bus Fare Outside City (non AC)	Per km	1.25	0.00
Chingchi Rickshaw Charges, Minimum	Per Person	28.91	0.00
Air Fare Economy Class Per Kilometer	Per Person	16.56	8.45
COMMUNICATION			
Postal Registration Charges	Per Envelope	50.00	0.00
Mobile Set with Rear Camera and Without Touch Screen	Each	3588.74	0.00
Telephone Call Charges	Per Minute	1.79	0.00
Internet Charges (DSL) 1 MB (Unlimited)	Per Month	2148.52	0.00
Mobile Call Charges	Per Unit	2.99	0.00
RECREATION AND CULTURE			
LED Sony/Samsung 32" Colored	Each	33458.70	0.00
Personal Computer with LED Monitor (17") DELL/HP/ACER CORE I5	Each	48032.43	2.20
Pets Feed	10 kg	559.82	1.15
Cable Charges	Per Month	284.42	0.00
English Books Class VI	Each	81.24	0.00
English Books Class IX and X	Each	103.24	0.00
English Books Class XI Complete Set	Each	107.62	0.00
Urdu Books Class V (Text Book Board)	Each	76.73	4.15
Urdu Books Class IX and X (Text Book Board)	Each	104.87	0.00
Newspaper Daily Jang	Each	20.54	0.00
Exercise Book (with Lines) 80 to 100 Pages	Each	69.12	0.00
Lead Pencil Goldfish	Each	9.73	0.00
Ballpoint Pen Local	Each	9.86	0.00
EDUCATION			
Private School Fee English Medium Average Standard (Class I)	Per Month	722.20	0.00
Private School Fee English Medium Average Standard (Class V)	Per Month	831.00	0.00
Private School Fee English Medium Average Standard (Class VI)	Per Month	976.46	0.00
Coaching Fee for Class IX/X Science Group	Per Subject	847.09	0.00
Vocational Training Basic Computer Short Course Fee (3 Months)	Per Course	2553.18	0.00
RESTAURANTS AND HOTELS			
Bread Tandoori Standard Size	Each	11.48	0.00
Cooked Chicken at Average Hotel	Per Plate	148.75	2.13
Cooked Beef at Average Hotel	Per Plate	142.51	1.44
Cooked Daal at Average Hotel	Per Plate	77.81	0.56
Chicken Biryani Full/Double	Per Plate	156.15	0.17
Tea Prepared Ordinary	Per Cup	26.22	0.34
Pizza Chicken Medium Size (Average Quality)	Each	467.07	0.36
Burger with Shami Kabab (Average Quality)	Each	64.33	0.00
Chicken Roast (Full) (Average Quality)	Each	723.56	3.03
Seekh Kabab (Beef) (Average Quality)	1 Dozen	422.71	1.17
Marriage Hall Charges with Furniture	Per Head	128.82	0.00
Marriage Hall Service Charges with Food (Average Meal)	Per Head	460.82	0.00
Government Hostel Accommodation Fee for Intermediate College per Student	Per Month	263.90	0.00
Private Hostel Accommodation Fee for Intermediate College per Student	Per Month	2105.49	0.00
Misc. goods and services			
Hair Cut Charges for Men	Per Cut	81.85	0.42
Shaving Charges	Per Shave	54.10	0.52
Toilet Soap LUX 75 gm	Each	48.97	0.00
Tooth Paste COLGATE 75 gm	Each	98.74	0.00
Tooth Brush (SHIELD)	Each	57.99	0.00
Hair Color (KALA KOLA)	Tube	163.88	0.00
Hair Removing Cream (EU-Cream) 30ml Tube	Each	85.74	0.00
Shaving Cream (TOUCHME Large/ADMIRAL)	Tube	81.52	0.00
Blade Treet Ordinary (10 no. Packet)	Each	48.34	0.67
Disposable Razor Gillette Blue II	Each	60.76	0.56
Shampoo Sun Silk/Pantene 90 ml Bottle	Each	112.92	0.16
Talcum Powder Viceroy/Black Cat	Each	188.07	0.00
Gold Tezabi 24 Carett	10 gm	89574.85	1.51
Artificial Jewelry (Locket Set) (Average Quality)	Each	624.02	0.00
Suitcase Ragzine (24"x16"x6") (Average Quality)	Each	1345.00	0.00
Trunk Medium Size (Average Quality)	Each	1692.42	0.57
Purse Ladies Medium Size (Average Quality)	Each	663.27	0.31

8. PUBLIC FINANCE

8.1 Customs Revenue Receipts

(Million Rupees)

S. No.	Description	Annual				
		2015-16	2016-17	2017-18	2018-19	2019-20
1	Meat, fish and their preparations	470.73	762.62	896.4	1015.30	937.33
2	Milk, butter, cheese and honey	4577.30	8016.49	9047.95	7850.24	7651.76
3	Fruits, nuts and vegetables	5718.73	7889.02	8148.07	4793.83	5321.25
4	Coffee, nuts and vegetables	6385.82	7350.95	8353.24	12042.89	14754.84
5	Oil-seeds and miscellaneous fruits	2765.29	4961.77	7171.06	8902.09	8236.01
6	Vegetable plaiting materials	852.59	1002.42	2504.82	2209.00	3355.99
7	Animal and vegetable fats and oil	25910.37	24944.14	28204.82	31652.02	29420.46
8	Sugar and confectionery	818.76	922.40	981.11	973.19	856.14
9	Edible, preparation of cereal & vegetables	6788.91	8131.78	11591.22	13635.64	14507.30
10	Beverages, spirits and vinegars	279.05	345.93	500.63	505.04	381.22
11	Residues on waste from the food industries prepared animal fodder	4359.11	3098.34	1462.14	1385.86	2018.99
12	Tobacco	164.87	181.10	357.06	817.22	1027.01
13	Mineral, fuel, oils and products thereof	37991.81	60920.70	70649.82	79366.80	83224.67
14	Chemicals and chemical products	11883.91	12135.39	15208.16	19974.58	17520.75
15	Pharmaceutical products	3032.98	3734.25	4340.8	5665.07	6285.13
16	Dyes, colours, paints and varnishes	4838.49	5407.91	6442.8	9021.13	9024.42
17	Perfumery, soap and toilet preparations	7740.78	8878.55	13107.35	14061.70	13846.48
18	Albuminodal substances modified starches and enzymes	626.50	850.27	1204.9	1351.93	1304.45
19	Matches and other explosives	37.11	32.99	46.15	28.05	113.39
20	Photographic and cinematographic goods	2544.33	2484.43	3244.48	4411.46	3650.77
21	Plastic & articles thereof	15812.87	17041.90	21793	25454.76	23937.07
22	Rubber and articles thereof	6472.21	7999.88	11723.27	8352.41	6626.56
23	Leather articles and footwear	3303.33	4484.34	6691.32	7676.44	6060.52
24	Wood & articles of wood wood charcoal	1301.24	1662.87	1760.58	2305.72	1571.98
25	Wood, paper and stationery	9412.67	10291.25	12782.73	16755.61	15574.32
26	Silk yarn and fabrics	422.13	333.92	203.92	195.31	96.79
27	Fabrics of wool, flax ramle metal vegetable	1355.32	1650.64	1924.27	3066.99	2939.38
28	Cotton, Textile fabrics, Paper Yarn	2567.15	2076.10	1770.52	1672.51	1163.82
29	Yarn and fabrics of man-made fiber	13433.31	14154.79	13742.12	15253.34	9868.60
30	Carpets & other floor covering	430.79	442.05	483.96	432.69	288.94
31	Special Woven Fabrics and Variety (58)	552.60	680.96	871.6	1735.72	1045.90
32	Textile articles including knitted & crocheted goods	5298.75	7337.85	8547.54	10078.89	7702.71
33	Other madeup textile articles, set worm clothing & textile articles rugs	2501.88	2701.36	2644.49	3080.08	5241.24
34	Glass and earthen-ware	8998.91	9493.64	15456.73	15682.79	10047.06
35	Precious metal, stones, pearls & imitation jewellery	207.56	249.66	544.16	761.38	376.47
36	Iron and steel manufactures	40140.83	44840.32	53266.14	60385.06	57166.07
37	Metals other than gold,silver,iron & steel	4481.37	5437.41	6326.9	7587.71	6454.98
38	Cutlery, tools articles of base metals	2264.13	2565.87	3398.55	4277.17	3814.37
39	Machinery and mechanical appliances	26190.69	35628.20	38984.79	42483.71	32930.41
40	Electric machinery and equipment	21382.12	26093.07	30930.53	42240.11	59872.52
41	Railway and tramway plant and rolling stock	299.92	910.62	459.74	389.35	124.10
42	Motor and other vehicles	61946.64	78312.99	97094.33	81458.90	56851.98
43	Ships, boats and aircraft's	3823.94	3315.75	4343.18	3296.84	1164.75
44	Clocks and watches and parts thereof	154.00	170.98	248.08	349.43	352.12
45	Arms and ammunitions	103.86	177.64	140.34	200.96	126.66
46	Toys, games and sports goods	967.27	1415.31	2733.46	2531.07	2357.07
47	Sub-total (1 to 46)	361612.93	441520.82	532329.23	577367.99	537194.75
48	All other articles	56561.39	65628.41	88792.96	123709.15	99204.25
49	Gross Collection (47 to 48)	418174.32	507149.23	621122.19	701077.14	636399.00
50	Refund & Rebates	11993.96	11095.46	14751.26	16570.28	12295.39
51	Net collection (54-55)	406180.36	496053.77	606370.91	684506.86	624103.61
52	Total imports duty	377416.18	454814.09	538019	605677.41	538076.30
53	Ware House Charges	648.13	551.69	853.22	1063.99	699.17
54	Miscellaneous	5613.38	7995.51	11677.59	14620.91	15948.20
55	Export duties	580.79	639.20	858.88	815.91	1145.08
56	25% Export Development Charges	5365.62	5340.73	6129.02	7692.10	8402.48
57	Regulatory Duty	28549.96	37771.99	63584.41	71207.57	72127.74

8.1 Customs Revenue Receipts

(Million Rupees)

S. No.	Description	Monthly			
		May, 2020	Jun., 2020	Jul., 2020	Aug., 2020
1	Meat, fish and other preparations	1.92	5.92	14.56	12.23
2	Milk, Butter, Cheese and Honey	403.97	415.66	531.94	352.56
3	Fruits, nuts and vegetables	327.70	419.38	551.85	379.88
4	Coffee, nuts and vegetables	1199.53	1693.99	1240.27	1307.61
5	Oil-seeds & miscellaneous fruits	588.52	757.44	589.73	505.77
6	Vegetable plaiting Materials	141.44	184.89	268.72	310.41
7	Animal and vegetable fats and oil	1797.72	2010.58	3062.90	2229.96
8	Sugar and confectionery	72.15	114.24	74.20	73.04
9	Edible, preparation of cereals and vegetables	1114.03	1254.15	1377.11	1224.17
10	Beverages, spirits and vinegars	105.80	96.92	24.39	30.75
11	Residues an Waste from the food industries, Prepared animal fodder	172.57	189.56	154.68	144.46
12	Tobacco	15.01	24.65	1.28	16.15
13	Residues on waste from the food industries prepared animal fadder	2897.33	5609.03	4537.23	6762.54
14	Chemicals and chemicals products	1346.50	1693.92	1313.04	1143.38
15	Pharmaceutical products	364.07	566.00	640.24	559.60
16	Dyes, colours, paints and varnishes	742.88	626.65	653.72	580.96
17	Perfumery, soap and toilet preparations	958.12	1281.13	1144.67	1023.27
18	Albuminoidal substances modified starches, glues,enzymes	94.70	95.67	121.06	76.55
19	Matches and other explosives	31.30	5.63	6.62	0.03
20	Photographic and cinematographic goods	234.86	323.97	283.83	286.92
21	Plastic and articles thereof	1520.82	2080.99	2089.27	1851.07
22	Rubber and articles thereof	334.75	657.07	1113.73	1186.61
23	Leather articles and footwear	169.49	159.76	235.68	183.89
24	Wood & articles of wood; wood charcoal	69.44	80.72	85.89	81.05
25	Wood, paper and stationery	1201.10	1153.42	1139.04	899.99
26	Silk yarn and fabrics	0.75	0.36	4.83	2.60
27	Fabrics of Wool, flax, ramle metal, vegetable	175.25	136.26	239.39	228.82
28	Cotton, textile, fibre & other paper & veg yarn	38.57	47.56	41.58	45.03
29	Yarn and fabrics of man-made fiber	410.15	631.46	922.43	1085.36
30	Carpets & other floor covering	4.89	16.59	33.77	22.90
31	Special Woven Fabrics and Variety	37.15	59.77	87.89	95.09
32	Textile articles including knitted & crocheted goods	264.88	335.64	392.85	651.00
33	Other made up textile articles;set;worn colothing & textile articles;rugs	298.20	323.35	357.30	320.38
34	Glasses and earthen/ware	477.21	610.01	757.59	718.93
35	Precious metals,stones,pearls & imitation jewellery	19.83	18.78	35.95	50.06
36	Iron & steel manufactures thereof	4868.62	4979.14	6984.87	4139.97
37	Metals other than gold, silver, iron & steel	546.95	690.11	349.71	331.64
38	Cutlery, tools articles of base metals	275.24	334.31	310.56	250.08
39	Machinery and mechanical appliances	2651.03	3390.89	2902.43	2629.70
40	Electric machinery and equipment	4948.37	6818.30	4551.58	4791.61
41	Railway and tramway plant and rolling stock	6.09	9.79	3.92	3.29
42	Motor and other vehicles	3506.52	5042.31	4588.74	4406.45
43	Ships, boats and Air crafts	13.42	8.76	5.08	1.29
44	Clocks, watches and parts thereof	9.16	7.31	37.96	19.81
45	Arms and ammunitions	0.58	28.89	10.99	5.61
46	Toys, games and sports goods	170.72	138.55	217.94	166.14
47	Sub total (1 to 46)	34629.30	45129.48	44093.01	41188.61
48	All other articles	2751.79	18396.37	3981.83	5258.53
49	Total Import Duty	31281.63	52350.11	40648.58	37795.01
50	Warehouse Charges	42.62	50.71	65.23	37.08
51	Regularly Duty	5340.73	8328.77	5727.69	6924.83
52	Miscellienous	203.47	1909.79	868.38	997.85
53	0.25 % Export Development Charges	470.43	773.45	667.18	629.67
54	Export Duties	42.19	112.97	97.77	62.67
55	Gross	37381.07	63525.80	48074.83	46447.11
56	Refund	43.53	223.68	88.65	291.65
57	Rebate	3.11	2.94	125.63	231.62
58	Refund & Rebate	46.64	226.62	214.28	523.27
59	Net	37334.43	63299.18	47860.55	45923.84

Contd.

8.1 Customs Revenue Receipts

(Million Rupees)

S. No.	Description	Monthly			
		Sep., 2020	Oct., 2020	Nov., 2020	Dec., 2020
1	Meat, fish and other preparations	36.31	93.20	155.38	136.96
2	Milk, Butter, Cheese and Honey	501.56	538.96	548.44	907.33
3	Fruits, nuts and vegetables	877.50	1639.05	1220.25	889.24
4	Coffee, nuts and vegetables	1481.19	1335.65	1326.33	1600.80
5	Oil-seeds & miscellaneous fruits	669.42	352.15	802.14	1067.44
6	Vegetable plaiting Materials	300.11	348.57	363.06	344.83
7	Animal and vegetable fats and oil	3178.17	1284.01	2978.50	3183.59
8	Sugar and confectionery	54.39	78.22	72.09	75.95
9	Edible, preparation of cereals and vegetables	1302.93	1371.87	1213.96	1796.65
10	Beverages, spirits and vinegars	59.32	42.05	14.86	29.40
11	Residues an Waste from the food industries, Prepared animal fodder	170.84	225.16	163.95	226.64
12	Tobacco	21.67	56.03	56.83	40.42
13	Residues on waste from the food industries	7430.18	6965.53	7275.06	7360.87
14	Chemicals and chemicals products	1394.71	1224.00	1111.57	1450.77
15	Pharmaceutical products	522.31	510.24	387.09	512.32
16	Dyes, colours, paints and varnishes	874.29	737.80	773.63	1038.88
17	Perfumery, soap and toilet preparations	1253.29	1312.69	1344.31	1388.35
18	Albuminoidal substances modified starches, glues,enzymes	95.83	117.15	101.85	138.30
19	Matches and other explosives	3.70	1.00	0.49	0.04
20	Photographic and cinematographic goods	328.92	249.08	299.01	395.53
21	Plastic and articles thereof	2264.67	2085.94	2140.87	2521.59
22	Rubber and articles thereof	1614.45	1534.71	1646.00	1570.38
23	Leather articles and footwear	417.96	614.91	604.24	637.73
24	Wood & articles of wood; wood charcoal	108.26	108.16	80.52	136.25
25	Wood, paper and stationery	1198.43	1115.70	1306.10	1624.16
26	Silk yarn and fabrics	3.76	13.46	2.76	8.37
27	Fabrics of Wool, flax, ramle metal, vegetable	292.55	325.90	289.21	297.39
28	Cotton, textile, fibre & other paper & veg yarn	60.69	87.10	163.17	91.48
29	Yarn and fabrics of man-made fiber	1465.90	1268.36	1456.00	1563.74
30	Carpets & other floor covering	20.00	43.55	41.55	47.23
31	Special Woven Fabrics and Variety	145.44	210.01	223.84	222.48
32	Textile articles including knitted & crocheted goods	1094.19	1255.70	1662.01	1657.57
33	Other made up textile articles;set;worn colothing & textile articles;rugs	533.61	514.17	537.34	577.82
34	Glasses and earthen/ware	1049.75	1067.44	990.80	1277.98
35	Precious metals,stones,pearls & imitation jewellery	35.81	37.08	41.94	44.44
36	Iron & steel manufactures thereof	5828.84	5837.33	5545.24	5216.60
37	Metals other than gold, silver, iron & steel	483.44	319.19	379.19	573.15
38	Cutlery, tools articles of base metals	397.05	393.93	378.99	477.98
39	Machinery and mechanical appliances	2824.88	2851.76	2877.77	3656.88
40	Electric machinery and equipment	5209.16	4039.69	4619.50	5678.06
41	Railway and tramway plant and rolling stock	19.78	4.27	7.32	9.20
42	Motor and other vehicles	4959.72	6035.03	7662.95	9268.62
43	Ships, boats and Air crafts	15.54	13.21	8.32	5.75
44	Clocks, watches and parts thereof	73.16	52.76	37.73	60.75
45	Arms and ammunitions	16.30	57.15	24.74	15.50
46	Toys, games and sports goods	218.13	181.93	290.77	296.31
47	Sub total (1 to 46)	50908.11	48550.85	53227.67	60121.72
48	All other articles	8795.75	4994.32	5751.52	11971.18
49	Total Import Duty	49681.33	44952.97	49860.37	61935.74
50	Warehouse Charges	74.43	40.41	54.37	65.70
51	Regularly Duty	7575.73	7113.51	7021.60	7946.49
52	Miscellienous	1499.69	550.94	1154.20	1089.15
53	0.25 % Export Development Charges	746.28	755.81	754.98	904.17
54	Export Duties	126.36	131.51	133.68	151.64
55	Gross	59703.82	53545.15	58979.20	72092.89
56	Refund	135.73	174.18	84.58	201.95
57	Rebate	146.63	444.20	1375.46	327.89
58	Refund & Rebate	282.36	618.38	1460.04	529.84
59	Net	59421.46	52926.77	57519.16	71563.05

Contd.

8.1 Customs Revenue Receipts

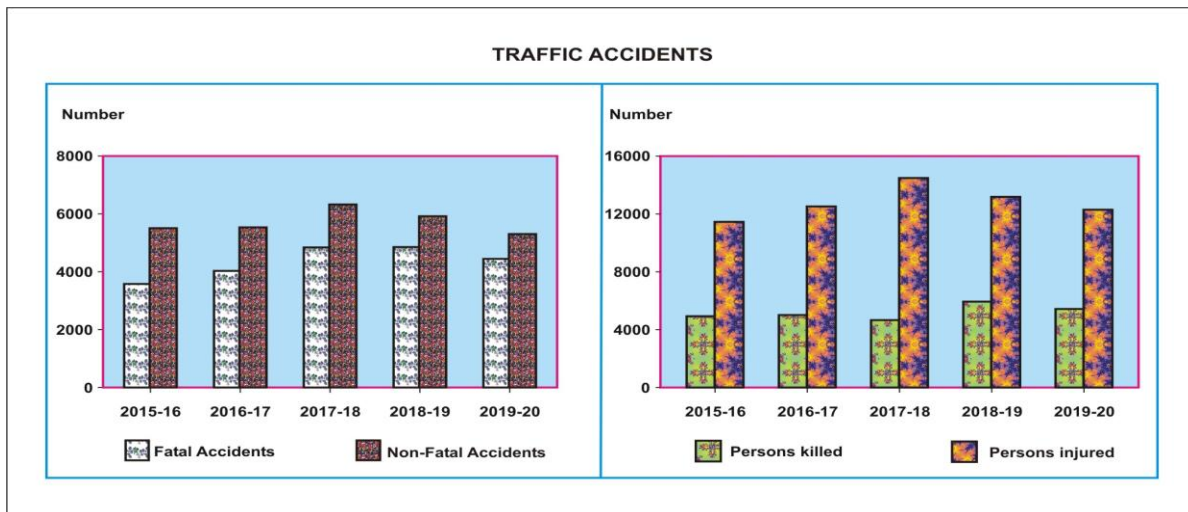
(Million Rupees)

S. No.	Description	Monthly				
		Jan., 2021	Feb., 2021	Mar., 2021	Apr., 2021	May, 2021
1	Meat, fish and other preparations	115.12	102.36	108.50	39.07	18.65
2	Milk, Butter, Cheese and Honey	881.97	891.69	1009.01	408.20	688.48
3	Fruits, nuts and vegetables	541.28	413.59	513.22	287.03	195.34
4	Coffee, nuts and vegetables	1682.95	1350.59	1516.09	1472.29	1382.25
5	Oil-seeds & miscellaneous fruits	962.05	1392.86	1567.40	1739.79	1237.70
6	Vegetable plaiting Materials	309.54	342.13	397.78	300.30	308.39
7	Animal and vegetable fats and oil	3297.34	2624.02	3172.44	3403.12	2930.69
8	Sugar and confectionery	62.82	103.48	82.23	73.97	85.76
9	Edible, preparation of cereals and vegetables	1591.27	1267.34	1552.72	1479.93	1380.86
10	Beverages, spirits and vinegars	64.01	11.09	19.79	34.76	25.14
11	Residues an Waste from the food industries, Prepared animal fodder	204.57	210.03	205.76	188.84	201.22
12	Tobacco	151.88	114.66	154.46	26.26	22.35
13	Residues on waste from the food industries	6799.73	6501.92	9432.21	9077.91	9508.65
14	Chemicals and chemicals products	1348.40	1306.80	1480.40	1440.40	1409.51
15	Pharmaceutical products	313.93	429.66	559.88	450.76	541.25
16	Dyes, colours, paints and varnishes	925.04	813.87	1008.76	804.32	816.17
17	Perfumery, soap and toilet preparations	1323.97	1488.85	1529.26	1383.90	1493.73
18	Albuminoidal substances modified stareches, glues,enzymes	117.42	149.05	134.87	124.47	140.05
19	Matches and other explosives	0.07	0.46	18.64	0.64	13.57
20	Photographic and cinematographic goods	300.45	261.52	292.28	280.38	267.03
21	Plastic and articles thereof	2457.79	2067.14	2370.99	2361.86	2275.72
22	Rubber and articles thereof	1301.43	1127.07	1242.78	1204.62	1000.44
23	Leather articles and footwear	534.23	536.26	626.04	340.69	303.10
24	Wood & articles of wood; wood charcoal	149.23	88.17	141.76	87.71	100.09
25	Wood, paper and stationery	1407.12	1369.48	1453.44	1242.08	1106.44
26	Silk yarn and fabrics	15.84	10.27	4.19	5.25	13.63
27	Fabrics of Wool, flax, ramle metal, vegetable	282.34	258.99	213.21	203.06	270.36
28	Cotton, textile, fibre & other paper & veg yarn	123.31	88.00	178.76	74.69	118.26
29	Yarn and fabrics of man-made fiber	1383.68	1186.27	1416.65	1370.10	1077.32
30	Carpets & other floor covering	52.63	39.44	70.50	26.43	22.09
31	Special Woven Fabrics and Variety	164.27	90.31	136.64	97.50	135.16
32	Textile articles including knitted & crocheted goods	1219.06	914.69	997.56	648.07	641.02
33	Other made up textile articles;set;worn colothing & textile articles;rugs	482.03	399.32	471.02	409.35	521.68
34	Glasses and earthen/ware	1096.51	1213.50	1276.85	909.04	1054.69
35	Precious metals,stones,pearls & imitation jewellery	54.63	56.50	60.40	56.43	50.10
36	Iron & steel manufactures thereof	6300.59	4885.32	7237.66	5319.74	5754.04
37	Metals other than gold, silver, iron & steel	734.48	521.65	493.42	495.53	711.69
38	Cutlery, tools articles of base metals	390.52	368.47	356.51	322.79	373.30
39	Machinery and mechanical appliances	3844.44	3971.69	4581.94	3458.63	3742.64
40	Electric machinery and equipment	5392.07	5337.17	6595.49	4328.72	4122.21
41	Railway and tramway plant and rolling stock	25.04	4.99	7.34	6.16	33.55
42	Motor and other vehicles	9637.84	11103.55	13060.60	14236.79	12655.31
43	Ships, boats and Air crafts	245.69	26.22	350.35	19.20	2.94
44	Clocks, watches and parts thereof	37.42	71.45	61.28	63.82	26.58
45	Arms and ammunitions	55.66	80.90	61.94	96.71	71.20
46	Toys, games and sports goods	221.33	214.71	201.09	311.73	246.47
47	Sub total (1 to 46)	58602.99	55807.50	68424.11	60713.04	59096.82
48	All other articles	6269.42	6389.50	12902.73	6825.18	6858.81
49	Total Import Duty	55998.77	51600.65	69760.24	60507.20	57334.85
50	Warehouse Charges	139.77	78.86	60.50	57.62	69.40
51	Regularity Duty	6286.82	7760.32	8875.38	4991.97	6209.79
52	Miscellienous	1601.73	1840.10	1533.45	1020.39	1463.90
53	0.25 % Export Development Charges	717.21	790.94	942.12	835.57	780.79
54	Export Duties	128.11	126.09	155.15	125.44	96.83
55	Gross	64872.41	62196.96	81326.84	67538.19	65955.56
56	Refund	96.12	152.36	54.16	141.80	39.95
57	Rebate	169.86	1839.99	249.23	541.40	1178.37
58	Refund & Rebate	265.98	1992.35	303.39	683.20	1218.32
59	Net	64606.43	60204.61	81023.45	66854.99	64737.24

9. SOCIAL

9.1 Data on Traffic Accidents

Year/Month	Total Number of Accidents	Accident		Persons		Total Number of Vehicles Involved
		Fatal	Non - Fatal	Killed	Injured	
PAKISTAN						
2015-16	9100	3591	5509	4448	11544	10636
2016-17	9582	4036	5546	5047	12696	11317
2017-18	11121	4829	6292	5948	14489	13134
2018-19	10779	4878	5901	5932	13219	12908
2019-20	9701	4403	5298	5436	12317	12894
2020 May	814	331	483	411	984	1173
Jun	750	352	398	427	857	1104
Jul	835	353	482	445	1030	1243
Aug	906	380	526	471	1196	1319
Sep	961	422	539	512	1143	1392
Oct	1020	476	544	574	1232	1467
Nov	855	418	437	517	979	1266
Dec	830	383	447	465	988	1220
2021 Jan	769	370	399	458	903	1090
Feb	823	381	442	486	1080	1194
Mar	819	400	419	482	1104	1293
Apr	781	383	398	461	837	1151
May	917	389	528	521	1264	1344



Note: Data from July, 2012 onward includes ICTs.

* Included Islamabad

Contd.

9.1 Data on Traffic Accidents

Year/Month	Total Number of Accidents	Accident		Persons		Total Number of Vehicles Involved
		Fatal	Non - Fatal	Killed	Injured	
ISLAMABAD						
2015-16	244	120	124	140	209	244
2016-17	226	127	99	129	124	216
2017-18	259	157	102	167	162	259
2018-19	238	127	111	136	134	239
2019-20	189	111	78	118	121	189
2020 May	6	3	3	3	8	6
Jun	11	9	2	10	9	11
Jul	9	5	4	5	5	9
Aug	19	9	10	10	13	19
Sep	21	12	9	12	10	21
Oct	26	20	6	23	11	26
Nov	14	10	4	10	7	14
Dec	16	12	4	17	34	16
2021 Jan	13	10	3	8	5	13
Feb	20	11	9	15	14	20
Mar	15	9	6	9	6	25
Apr	12	9	3	11	4	12
May	14	6	8	6	6	14
PUNJAB						
2015-16	3288	1576	1712	2053	4550	3288
2016-17	3819	1989	1830	2494	5231	3819
2017-18	5093	2708	2385	3371	6772	5093
2018-19	4823	2808	2015	3423	5916	4823
2019-20	4294	2471	1823	3102	5746	5498
2020 May	336	183	153	237	457	547
Jun	334	207	127	266	382	545
Jul	378	204	174	274	423	622
Aug	407	225	182	280	575	643
Sep	431	247	184	304	523	686
Oct	445	266	179	331	549	711
Nov	406	247	159	314	496	660
Dec	349	200	149	229	435	551
2021 Jan	346	208	138	269	422	519
Feb	361	216	145	280	520	578
Mar	340	224	116	286	518	602
Apr	320	198	122	226	355	509
May	374	210	164	288	498	590
SINDH						
2015-16	924	634	290	749	754	1144
2016-17	880	608	272	786	970	1009
2017-18	848	586	262	802	838	1015
2018-19	972	620	352	725	829	1142
2019-20	858	572	286	741	741	1026
2020 May	50	32	18	35	27	63
Jun	68	43	25	54	51	79
Jul	57	30	27	36	63	65
Aug	54	34	20	38	39	64
Sep	92	62	30	82	77	101
Oct	96	66	30	86	65	102
Nov	81	49	32	60	69	90
Dec	71	47	24	57	66	107
2021 Jan	82	53	29	66	89	95
Feb	87	56	31	74	105	94
Mar	80	51	29	58	55	91
Apr	79	62	17	82	54	86
May	74	50	24	67	80	82

Contd.

9.1 Data on Traffic Accidents

Year/Month	Total Number of Accidents	Accident		Persons		Total Number of Vehicles Involved
		Fatal	Non - Fatal	Killed	Injured	

KHYBER P.K.

2015-16	4287	1083	3204	1299	5527	5490
2016-17	4256	1103	3153	1317	5804	5736
2017-18	4425	1119	3306	1295	6093	6052
2018-19	4337	1097	3240	1318	5798	6062
2019-20	3891	997	2894	1186	5069	5487
2020 May	369	88	281	109	434	492
Jun	301	74	227	76	376	420
Jul	355	98	257	114	507	492
Aug	390	93	297	122	541	548
Sep	375	85	290	96	497	526
Oct	397	92	305	98	526	549
Nov	314	88	226	106	365	450
Dec	351	104	247	136	407	476
2021 Jan	289	79	210	85	327	403
Feb	317	78	239	83	394	443
Mar	342	93	249	104	462	510
Apr	332	92	240	112	399	490
May	413	98	315	131	617	596

BALOCHISTAN

2015-16	357	178	179	207	504	470
2016-17	401	209	192	321	567	537
2017-18	496	259	237	313	624	715
2018-19	409	226	183	330	542	642
2019-20	469	252	217	289	640	694
2020 May	53	25	28	27	58	65
Jun	36	19	17	21	39	49
Jul	36	16	20	16	32	55
Aug	36	19	17	21	28	45
Sep	42	16	26	18	36	58
Oct	56	32	24	36	81	79
Nov	40	24	16	27	42	52
Dec	43	20	23	26	46	70
2021 Jan	39	20	19	30	60	60
Feb	38	20	18	34	47	59
Mar	42	23	19	25	63	65
Apr	38	22	16	30	25	54
May	42	25	17	29	63	62

Source: Provincial Police Departments & ICT Police.

9.2 Data on Telecommunication 2021

Months	Distribution of Cellular Mobile Subscribers					
	Total	PMCL (Jazz)	CM Pak (Zong)	PTML (Ufone)	Telenor	Warid
Jan	178,970,923	67,240,615	39,120,726	23,246,050	48,002,707	1,360,825
Feb	181,279,821	68,293,639	39,693,505	23,378,522	48,535,756	1,378,399
Mar	183,203,887	69,243,763	40,123,226	23,476,948	48,940,285	1,419,665
Apr	183,940,852	69,580,614	40,299,391	23,470,152	49,092,468	1,498,227
May	183,479,190	69,553,174	40,176,392	23,243,163	48,986,705	1,519,756
Jun						
Jul						
Aug						
Sep						
Oct						
Nov						
Dec						

Source : Pakistan Telecommunication Authority, Islamabad.

Note:- Warid merged PMCL (Moblink) with new name Jazz from January-2017.

9.3 Visitors at Archaeological Museum in Pakistan

Area/ attraction	March, 2021		April, 2021		May, 2021	
	Foreigner	National	Foreigner	National	Foreigner	National
PAKISTAN	983	165419	633	38163	249	29991
ISLAMABAD	200	63919	110	9630	21	5009
Pakistan Museum of Natural History	4	8849	1	1497	-	702
Lok Virsa Heritage Museum	89	19761	38	2703	19	3616
Pakistan Monument Museum	94	34537	67	5245	2	691
Pakistan Railway Heritage Museum	13	772	4	185	*	*
PUNJAB	560	83794	327	17359	154	21740
Lahore Museum Lahore	124	12652	105	1564	14	1168
Allama Iqbal Library & Museum, Sialkot.	4	5580	3	1100	4	1060
Museum, Taxila, Rawalpindi	275	24062	118	3611	104	8778
Museum, Harappa, District Sahiwal.	48	8686	49	1700	11	1191
Allama Iqbal Museum, Javid Manzil, Lahore	2	1450	-	870	-	50
PMDC Khewara Mines Museum, Chakwal	107	31364	52	8514	21	9493
SINDH	162	12400	155	8890	55	1181
National Museum of Pakistan, Karachi	62	1412	34	598	42	283
Sindh Provincial Museum, Hyderabad.	**	**	**	**	**	**
Museum, Bhambore, District Thatta.	37	1669	-	340	-	390
Museum, Monjodaro, District Larkana.	32	5390	28	5000	*	*
Museum Umerkot, District Tharparkar.	2	3515	87	2221	*	*
Quid-e-Azam Birth Place, Karachi.	NA	NA	6	731	13	508
Quid-e-Azam Birth House, Karachi.	29	414	*	*	*	*
KPK	61	5306	41	2284	19	2061
Peshawar Museum, Peshawar.	***	***	***	***	***	***
Museum Saidu Sharif, Swat.	6	1511	11	405	2	300
Dir Museum, Chekdara	***	***	***	***	***	***
Hund Museum, Swabi	-	798	-	589	-	353
Chitral Museum, Chitral	1	241	11	171	-	83
Pushkalavati Museum, Charsadda	-	1400	1	400	-	200
Bannu Museum, Bannu	1	105		50	-	46
City Museum Gor Khatri, Peshawar	37	225	4	-	6	7
Mardan Museum, Mardan	***	***	***	***	***	***
Kalasha Dur Museum Bumborate, Chitral	16	1026	14	669	11	1072
BALUCHISTAN	Nil	Nil	Nil	Nil	Nil	Nil
Museum Balochistan, Quetta.	Nil	Nil	Nil	Nil	Nil	Nil

*= Remain closed due to Covid-19 **= Remained closed due to repair to maintenance work

*** = Museum remained closed for visitors due to ongoing preservation and conservation work

NIL= Due to shifting museum remain closed

9.4 Visitors at Heritage Site in Pakistan

Area/ attraction	March, 2021		April, 2021		May, 2021	
	Foreigner	National	Foreigner	National	Foreigner	National
PAKISTAN	860	361375	504	23911	183	19177
PUNJAB	559	328301	225	7606	137	15165
Jhangirs Tomb, Lahore	117	12901	50	1482	16	1333
Shalamar Garde, Lahore	-	25500	-	-	2	1915
Royal Fort (Shahi Qila), Lahore	65	239129	*	*	*	*
Haran Minar & Tank, Sheikhpura	54	18023	8	813	4	1948
Harappa, Sahiwal	48	8686	49	1700	11	1191
Taxila, Rawalpindi	275	24062	118	3611	104	8778
SINDH	152	15574	147	7861	6	640
Bhambore, District Thatta.	37	1669	-	340	-	390
Makli Hill Monument, District Thatta	81	5000	32	300	6	250
Monjodaro, Distric Larkana.	32	5390	28	5000	*	*
Umerkot Fort, District Tharparkar.	2	3515	87	2221	*	*
KPK	149	17500	132	8444	40	3372
Remains of Takht-e-Bhai, District Mardan	35	15400	59	7900	8	2700
Butkara Site Museum, Saidu Sharif, Swat	2	40	2	15	2	45
Julian Site, Haripur	56	300	26	100	20	100
Sethi House, Peshawar	56	600	15	154	10	47
Jamal Garhi, Mardan	-	650	15	105	-	230
Shehbaz Garhi, Mardan	-	510	15	170	-	250

BALUCHISTAN

* = Due to Corona Virus (COVID-19) Museums/Sites remained closed.

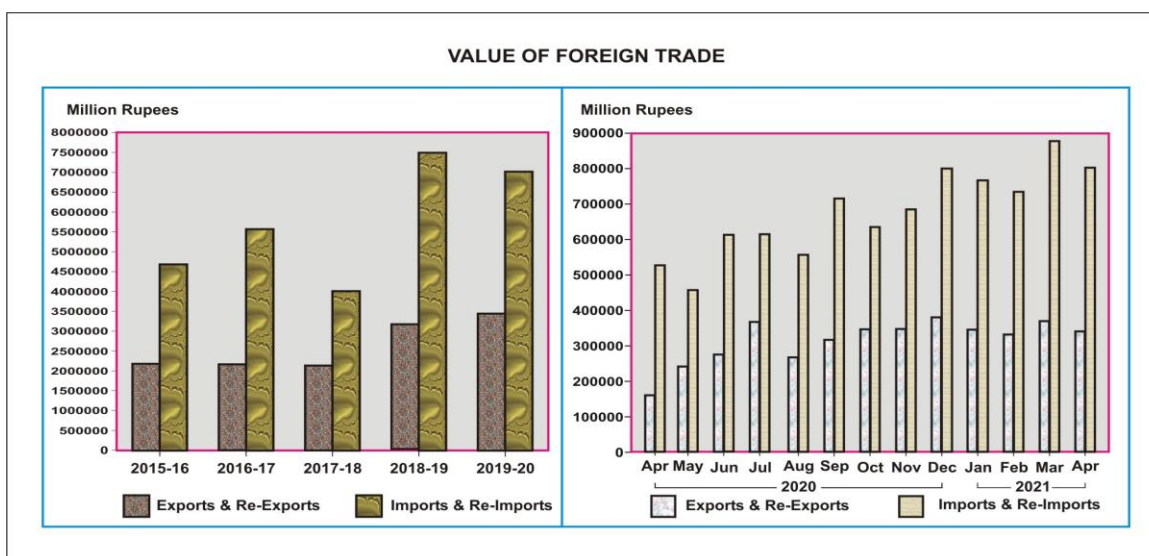
10. TRADE

10.1 Value of Foreign Trade

(Million Rupees)

Year / Month	Exports	Re-Exports	Imports	Re-Imports	Balance of Trade
2015-16	2,166,846.4	18,574.8	4,658,748.9	20,748.0	-2,494,075.7
2016-17	2,138,185.6	30,564.7	5,539,720.6	22,200.3	-3,393,170.6
2017-18	2,555,043.3	39,299.0	6,694,896.7	28,410.1	-4,128,964.5
2018-19	3,128,229.7	55,896.5	7,443,253.3	38,941.4	-4,298,068.4
2019-20	3,369,782.0	66,676.9	7,029,819.0	4,728.4	-3,598,088.5
2020 Apr	157,074.9	837.6	526,447.6	257.1	-368,792.2
May	223,511.5	16,627.8	457,398.6	428.3	-217,687.6
Jun	263,985.1	8,035.6	611,448.7	306.4	-339,734.3
Jul	333,655.1	3,034.9	612,663.2	286.2	-276,259.5
Aug	265,599.8	1,595.7	556,063.9	635.0	-289,503.4
Sep	313,019.0	2,840.2	712,600.1	695.7	-397,436.6
Oct	342,063.0	1,468.8	633,217.8	366.0	-290,052.0
Nov	345,639.5	1,838.4	683,354.2	610.3	-336,486.6
Dec	378,776.5	917.0	798,227.8	667.7	-419,202.1
2021 Jan	343,532.8	599.9	769,235.1	471.3	-425,573.6
Feb	329,033.3	1,775.7	732,174.1	1,286.3	-402,651.4
Mar	368,924.9	1,210.7	878,601.5	510.8	-508,976.6
Apr	339,498.4	1,077.0	802,442.5	451.9	-462,319.0

* : Provisional



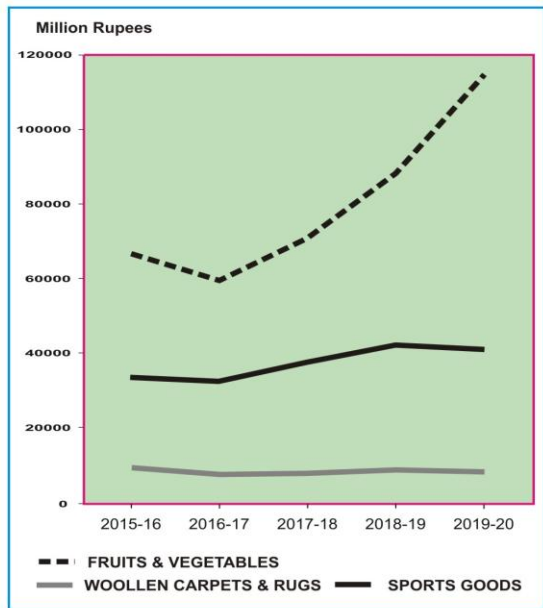
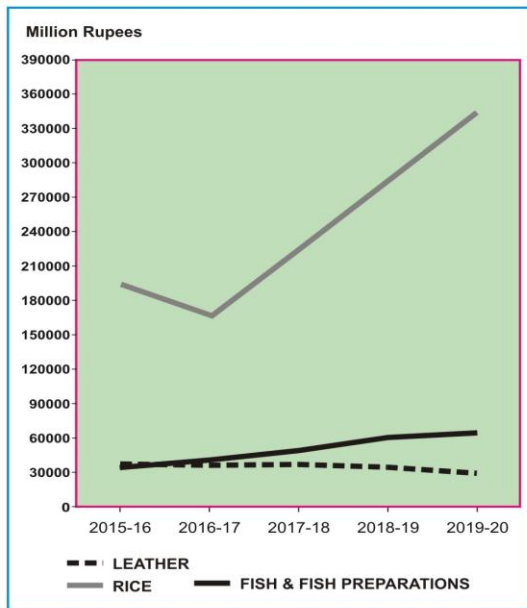
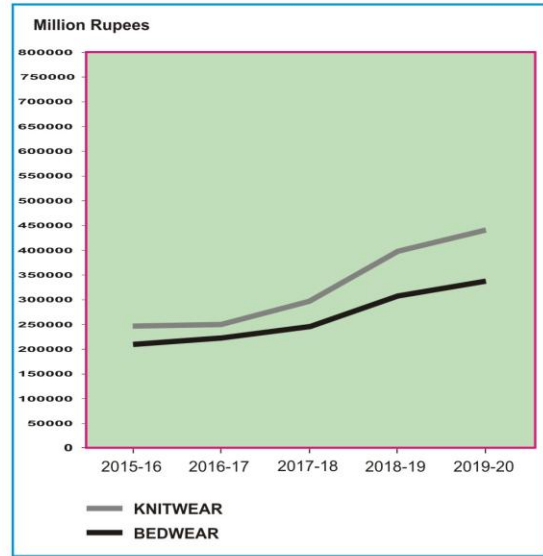
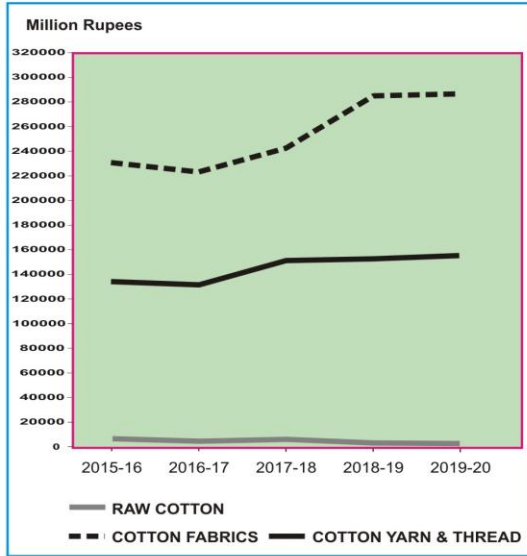
10.2 Exports by Commodity/Group

(Million Rupees)

Year/ Month	Raw Cotton	Cotton Fabrics	Cotton Yarn and Thread	Knitwear	Bedwear	Woollen Carpets & Rugs	Leather	Rice	Fish & Fish Prepara- tions	Fruits & Vege- tables	Sports goods
2015-16	7,948.1	230,757.3	134,027.9	246,267.3	210,543.5	9,896.6	37,802.9	194,249.6	33,918.4	66,839.6	33,861.6
2016-17	4,559.0	223,675.4	131,813.2	247,242.0	223,811.6	8,053.9	36,182.8	168,244.0	41,213.9	59,241.8	32,285.1
2017-18	6,183.6	242,374.4	151,203.3	298,374.2	248,537.7	8,188.7	36,329.9	224,739.5	49,755.5	70,562.2	37,710.2
2018-19	2,709.0	285,625.2	153,004.9	394,748.4	307,202.3	8,980.3	34,269.3	285,031.5	60,404.6	88,469.3	41,994.7
2019-20	2,668.8	287,877.1	155,848.7	440,104.3	338,749.6	8,288.1	29,008.9	343,916.0	64,118.2	114,521.1	41,285.6
2020 Apr	--	8,887.5	6,394.0	15,173.4	12,628.0	58.0	1,675.4	36,674.9	4,553.5	4,093.1	1,218.6
May	--	15,730.8	8,386.1	28,962.1	23,379.6	207.1	1,905.3	33,209.4	4,543.9	3,274.5	2,207.8
Jun	--	21,496.3	12,339.1	36,549.4	27,462.0	616.8	1,763.1	24,932.4	5,493.3	7,876.9	3,057.1
Jul	--	24,911.1	10,141.0	52,646.8	40,556.3	896.1	1,756.4	24,808.0	4,509.2	9,062.4	4,364.8
Aug	38.6	24,375.0	9,223.1	41,699.1	30,353.1	843.2	1,564.1	16,634.3	2,323.1	6,265.1	3,211.9
Sep	6.7	26,924.1	9,244.2	49,166.2	37,698.6	722.1	1,853.5	18,606.7	6,224.1	7,224.2	3,542.1
Oct	41.0	27,320.8	9,779.4	52,392.0	40,385.5	1,016.4	2,046.6	22,679.0	7,109.3	8,118.9	3,319.2
Nov	--	23,610.0	11,873.1	51,730.6	37,991.2	1,110.5	2,168.2	36,821.1	7,103.1	4,915.9	3,379.4
Dec	11.3	25,907.1	15,479.9	54,759.4	40,981.4	1,095.9	2,382.6	37,246.7	4,588.1	19,745.2	3,464.0
2021 Jan	--	24,235.1	13,775.7	52,118.1	35,126.2	966.1	2,054.7	31,109.0	4,009.0	15,797.8	3,156.5
Feb	--	23,705.5	19,189.7	46,464.2	32,362.8	889.2	1,987.8	28,689.5	4,901.8	15,959.4	2,995.5
Mar	--	17,869.5	28,784.1	48,975.8	36,725.8	1,030.2	2,479.6	34,717.8	8,204.5	13,423.3	3,697.0
Apr	--	24,857.0	15,812.4	52,087.0	36,665.4	839.5	2,482.5	29,025.8	7,380.6	7,071.9	4,525.0

 (--) INDICATES NIL

EXPORTS BY COMMODITY/GROUP

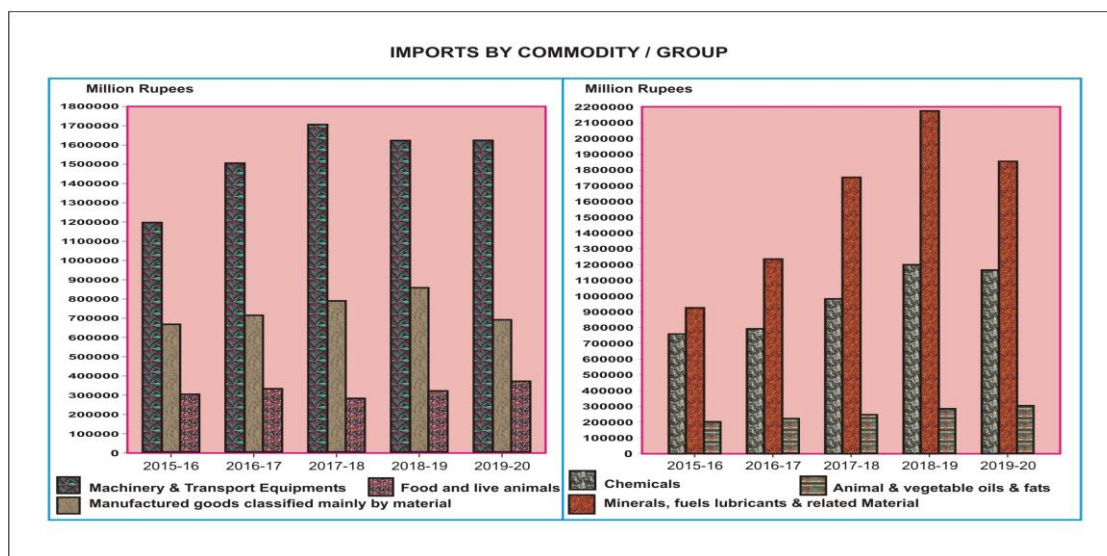


10.3 Imports by Commodity/Group

(Million Rupees)

Year/Month	Machinery and Transport equipment	Manufactured goods classified mainly by material	Food and Live animals	Chemicals	Mineral Fuels, Lubricants and related materials	Animal or Vegetable oils & fats
2015-16	1,197,306.7	661,908.8	305,420.7	755,705.4	927,237.0	201,551.1
2016-17	1,571,759.2	718,013.5	332,265.7	796,180.6	1,237,043.7	221,074.1
2017-18	1,745,028.3	795,491.6	282,441.2	983,359.6	1,754,675.1	248,760.5
2018-19	1,621,800.9	859,631.1	322,984.7	1,191,694.6	2,176,509.3	275,945.7
2019-20	1,622,223.6	691,670.5	371,530.7	1,164,828.0	1,851,524.9	307,238.9
2020 Apr	99,432.6	53,531.6	33,679.2	102,206.5	110,250.5	31,814.2
May	132,605.1	53,935.8	26,762.0	78,830.8	60,601.4	22,250.7
Jun	173,610.6	57,208.7	36,909.0	109,829.6	114,051.4	25,047.1
Jul	138,379.2	64,301.8	32,689.9	109,081.3	138,531.5	37,735.8
Aug	125,409.7	50,293.2	33,331.5	92,421.0	140,763.1	27,272.1
Sep	153,895.4	74,307.3	59,156.7	120,546.2	152,053.8	41,404.8
Oct	119,182.6	71,625.7	74,555.3	110,945.0	155,883.2	14,753.1
Nov	152,587.5	85,173.8	68,337.4	102,827.5	143,751.3	34,865.6
Dec	183,272.5	80,216.8	84,120.0	128,493.8	157,069.9	38,685.7
2020 Jan	190,559.7	82,106.7	58,338.9	108,770.7	164,106.7	41,931.8
Feb	191,937.7	72,050.9	50,581.8	113,927.8	146,651.2	35,409.2
Mar	211,147.1	91,543.4	47,992.1	141,819.6	205,310.0	43,826.9
Apr	169,970.0	73,744.7	38,628.8	140,634.1	197,697.6	46,345.1

* : Provisional



10.4 Exports by Selected Commodities in Dollars

(In Thousand Dollar)									
Groups/commodities	Unit	Apr., 2021		Cuml, From July, 2020		Apr., 2020		Cuml, From July, 2019	
		Quantity	Value	Quantity	Value	Quantity	Value	Quantity	Value
GRAND TOTAL			2217829		20905038		955226		18398508
A.PRIMARY COMMODITIES			341048		3178999		305447		3298821
01.RICE	MT	307546	189616	3190559	1750047	384573	223033	3526534	1817052
(I) RICE BASMATI	MT	70770	62078	508691	470196	92722	91293	741417	661011
(II) RICE OTHER VARIETIES	MT	236776	127538	2681868	1279851	291851	131740	2785117	1156041
02.FISH AND FISH PREPARATIONS	KG	21439951	48215	157791677	351997	13486050	27692	143633851	344997
03.FRUIT & VEGETABLES INCL.JUICES	KG	143806450	48566	1695753702	690191	67286652	27890	1518862090	680080
(I) FRUITS	KG	33939528	14835	863308197	393411	14522593	9333	737156825	388733
(II) VEGETABLES	KG	107155114	31363	807671534	277102	49416975	15559	759888586	273383
(III) FRUIT & VEGETABLE JUICES	KG	2711808	2368	24773971	19678	3347084	2999	21816679	17964
04.WHEAT	MT							48083	11443
05.WHEAT FLOUR	MT	46	16	350	76	434	87	82405	21583
06.SPICES(INCL. CHILLIES)	KG	1918373	6663	19858448	77187	1356865	6957	17111405	73793
07.OIL SEEDS, NUTS AND KERNELS	KG	8470086	8247	77415052	84595	511565	833	20649284	28833
08.LEGUMINOUS VEGETABLE	KG	524	1	1364	2				
09.FLOWERS	KG	27226	37	409913	692	89173	163	803314	1423
10.RAW HIDES AND SKINS	KG							11425	25
11.RAW WOOL AND ANIMAL HAIR	KG	158661	180	1216548	1490	59944	86	931339	1420
(I) RAW WOOL	KG	13292	17	319969	372	22028	25	348594	470
(II) ANIMAL HAIR	KG	145369	163	896579	1118	37916	61	582745	950
12.CRUDE ANIMAL MATERIAL	KG	3438008	5241	30862213	42413	3239878	2815	37118609	34606
13.CRUDE FERTILIZER	MT	2517	229	20104	1709	320	28	19858	1650
14.MOLASSES	KG	25190	3	783748	71	6960	1	2257731	226
15.RAW COTTON	MT			499	593			12776	17002
16.COTTON WASTE	MT	3123	4968	27157	41275	2159	3327	36694	49495
17.PETROLEUM CRUDE	MT	45753	21283	234468	84017	50412	10728	391105	163395
18.MARBLES AND STONES	MT	21895	4720	177928	24844	12879	956	279334	22229
19.TOBACCO	KG	1133990	3063	10341685	27800	245719	852	10885285	29572
(I) UN-MANUFACTURED	KG	468330	716	6670020	15674	34039	85	5506750	14060
(II) MANUFACTURED EXCL.CIGARET	KG	665660	2347	3671665	12126	211680	767	5378535	15512
20.COKE	MT								
B.TEXTILES MANUFACTURES			1291902		12279890		386887		10514507
01.COTTON YARN	KG	34358476	102736	327519142	823950	16374939	38772	353219515	858580
02.COTTON CLOTH	SQM	36981307	162383	916914596	1581565	72785601	54048	2076018216	1601432
03.ARTICLES OF APPAREL & CLOTHI ACCESSORIES (EXCL. KNITWEARS)	DOZ	3065997	243671	30911431	2512060	1026487	61398	44237845	2232037
04.ART SILK AND SYNTHETIC TEXTILS	SQM	7817421	32440	130987655	301641	17144180	11750	395714467	272919
05.COTTON THREAD	KG	112883	562	1066808	3967	27160	112	912426	3579
06.TEXTILE FABRICS WOVEN(OTHER THAN COTTON & ARTIFICIAL FABRI	--		860		7255		278		5621
07.TULE, LACE, EMBROIDERY ETC	--		1548		15715		772		15754
08.COTTON BAGS/SACKS	MT	470	770	8140	10637	535	509	13162	12904
09.TENTS & OTHER CANVAS GOODS	KG	2388495	6566	35296171	95726	1817358	6340	32036197	78556
10.BED WEAR	KG	39592328	239523	383029528	2291782	14292185	76795	352942211	1838449
11.TOWELS	KG	18716501	84600	177631954	776710	4517205	18326	148924572	610736
12.TEXTILE MADE UPS (EXCL. TOWE & BED WEAR)	--		62027		627707		21039		513415
13.KNITWEARS	DOZ	12549459	340267	139654204	3121162	3855009	92275	91200262	2392224
14.WASTE MATERIAL OF TEXTILE FIBRES/FABRICS	KG	6959704	4583	67209352	43544	3807394	2580	44340079	27283
15.YARN OTHER THAN COTTON YARN	KG	1290973	3437	11792057	26997	527157	1113	8825094	22051
16.KINTTED OR CROCHATED FABRICS	SQM	1023048	5929	9154417	39472	179304	781	7895697	28967
C.OTHER MANUFACURES			378943		3457978		155290		2928701
01.CIGARETTES	THNO	30110	393	1066140	13354	155770	2017	394869	5147

Contd.

10.4 Exports by Selected Commodities in Dollars

(In Thousand Dollar)									
Groups/commodities	Unit	Apr., 2021		Cuml, From July, 2020		Apr., 2020		Cuml, From July, 2019	
		Quantity	Value	Quantity	Value	Quantity	Value	Quantity	Value
02.LEATHER	SQM	1186155	16217	9046943	129538	1084342	10188	14979674	161576
03.CARPETS,RUGS AND TAPESTRIES	SQM	118693	5591	1228773	59914	11953	376	1314228	49084
(I) WOOLLEN CARPETS AND RUGS	SQM	102493	5484	1019036	58525	9513	353	1173812	47741
(II) WOOLLEN CARPET MACHINE M	SQM			390	6			1301	26
(III) TAPESTRY CLOTH	SQM	101	1	101	1			319	1
(IV) CARPETS KNOTTED & OTHER	SQM	16099	106	209246	1382	2440	23	138796	1316
FLOOR COVERING									
04.PETROLEUM PRODUCTS	MT	9620	8132	152355	61449	88	96	180155	86248
05.FEEDING STUFF FOR ANIMALS	KG	83508012	18296	713060957	113796	70451694	8968	557866075	79597
06.CHEMICALS AND PHARMACEUTICA	--		107122		951279		74522		809005
PRODUCTS									
(I) PLASTIC MATERIALS	KG	13457256	19339	249588075	252796	27688232	26769	235804671	246370
(II) PHARMACAUTICAL PRODUCTS.	KG	1697958	19392	20528432	226661	1048732	10339	13183699	176497
(III) FERTILIZER MANUFACTURES	MT								
(IV) OTHER CHEMICAL	--		68392		471821		37414		386139
07.RUBBER MANUFACTURES	--		3308		28582		376		17061
08.PAPER AND PAPER BOARD	KG	2185296	3945	18165765	31369	1508928	3116	11415034	22614
09.GUAR AND GUAR PRODUCTS	KG	2862728	3265	24273636	29035	2797883	3288	22724356	30549
10.CUTLERY	--		8383		99780		2151		71923
11.GOLD	GM	250000	24	255600	34			9424	14
12.COPPER AND ARTICLES THEREOF	--		57348		505785		5559		303100
13.MACHINERY & TRANSPORT EQUIPMEN			17635		181388		7187		147440
(INCL.ENGINEERING ELECTRICALS)									
(I) ELECTRIC FANS	NO	288887	4281	1633529	25471	70841	1291	1053247	17998
(II) TRANSPORT EQUIPMENT	--		5416		43415		950		26001
(III) OTHER ELECTRICAL MACHINE	--		2096		34916		619		27623
(IV) MACHINERY SPECIALIZED	--		1866		20888		1217		22041
PARTICULARS INDUSTRIES									
(V) AUTO PARTS	--		1861		16259		831		14071
(VI) OTHER MACHINERY	--		2116		40438		2279		39706
14.FOOTWEARS	PAIR	1216519	8420	14034750	107370	412822	4079	11972996	108433
(I) LEATHER FOOTWEAR	PAIR	411220	6164	6114581	88054	208123	3358	5591451	91591
(II) CANVAS FOOTWEAR	PAIR	6330	59	179835	458	900	7	45733	350
(III) OTHER FOOTWEAR	PAIR	798969	2196	7740334	18859	203799	714	6335812	16492
15.LEATHER MANUFACTURES(EXCL.	--		40954		468677		11882		412957
LEATHER FOOTWEARS)									
(I) LEATHER GLOVES	DOZ	561395	20094	5645357	215964	148751	6605	4347969	181578
(II) APPAREL & CLOTHING	DOZ	125171	19523	1083348	239114	27462	4919	868002	222445
(III) OTHER LEATHER MANUFACTUR	KG	150661	1338	1342296	13599	39234	358	945172	8935
16.HOUSE-HOLD EQUIPMENT	KG	800624	2681	8424360	26399	121742	386	6785598	20931
17.SPORTS GOODS	--		29560		221723		7411		230060
(I) FOOT BALLS COMPLETE	DOZ	266626	13654	2099729	108383	85208	4008	2694323	127372
(II) GLOVES (SPORTS)	DOZ	228774	7806	1308653	56538	37573	2273	1181402	62701
(III) OTHER	--		8101		56802		1130		39988
18.SURGICAL GOODS,MEDICAL	NO	9824837	35861	101462269	360173	9466041	12086	215074500	315224
INSTRUMENTS AND APPLIANCES									
19.ONYX MANUFACTURED	KG	108545	405	1711985	4784	18200	64	1391373	3504
20.HANDICRAFTS	--				5				1
21.TEXTILE PRODUCT & ARTICLE	KG	33826	162	341021	1596	49685	474	322403	1970
FOR TECHNICAL USE									
22.BOOKS AND PRINTED MATTERS	--		493		4303		57		4167
23.PIG IRON	MT			140	58			10	6
24.PRECIOUS/SEMI-PRECIOUS STON	GM	211379	278	4486798	6128	13880	14	3525946	3508
25.JEWELLERY	--		6041		12587		4		3219
26.ARTICLES OF PLASTIC	KG	2241110	3471	16310644	34218	308012	767	19827122	37644
27.FURNITURE	NO	73225	888	291344	4263	5650	220	130785	3102
28.PARTS OF FOOTWEAR	--		70		392		2		617
D.OTHERS	--		205936		1988171		107602		1656479

10.5 Exports by Selected Commodities in Rupees

(In Thousand Rupees)

Groups/commodities	Unit	Apr., 2021		Cuml, From July, 2020		Apr., 2020		Cuml, From July, 2019	
		Quantity	Value	Quantity	Value	Quantity	Value	Quantity	Value
GRAND TOTAL			339498421		3359742393		157074855		2882285274
A.PRIMARY COMMODITIES			52206537		509308513		50226947		517696210
01.RICE	MT	307546	29025846	3190559	280338060	384573	36674869	3526534	285774221
(I) RICE BASMATI	MT	70770	9502713	508691	75364242	92722	15011911	741417	104118444
(II) RICE OTHER VARIETIES	MT	236776	19523133	2681868	204973818	291851	21662957	2785117	181655777
02.FISH AND FISH PREPARATIONS	KG	21439951	7380639	157791677	56352752	13486050	4553520	143633851	54081005
03.FRUILTS & VEGETABLES INCL.JUICES	KG	143806450	7434337	1695753702	110745167	67286652	4586195	1518862090	106207205
(I) FRUILTS	KG	33939528	2270902	863308197	63350199	14522593	1534678	737156825	60717477
(II) VEGETABLES	KG	107155114	4801004	807671534	44233926	49416975	2558435	759888586	42652157
(III) FRUIT & VEGETABLE JUICES	KG	2711808	362430	24773971	3161042	3347084	493082	21816679	2837571
04.WHEAT	MT							48083	1815074
05.WHEAT FLOUR	MT	46	2413	350	12551	434	14322	82405	3404506
06.SPICES(INCL. CHILLIES)	KG	1918373	1019985	19858448	12412864	1356865	1144029	17111405	11583772
07.OIL SEEDS, NUTS AND KERNALS	KG	8470086	1262447	77415052	13433518	511565	136907	20649284	4504930
08.LEGUMINOUS VEGETABLE	KG	524	108	1364	289				
09.FLOWERS	KG	27226	5630	409913	111584	89173	26785	803314	224391
10.RAW HIDES AND SKINS	KG							11425	3999
11.RAW WOOL AND ANIMAL HAIR	KG	158661	27532	1216548	238887	59944	14192	931339	222405
(I) RAW WOOL	KG	13292	2618	319969	60016	22028	4154	348594	73380
(II) ANIMAL HAIR	KG	145369	24914	896579	178871	37916	10037	582745	149025
12.CRUDE ANIMAL MATERIAL	KG	3438008	802298	30862213	6794461	3239878	462886	37118609	5432772
13.CRUDE FERTILIZER	MT	2517	34981	20104	275255	320	4667	19858	258132
14.MOLASSES	KG	25190	393	783748	11525	6960	93	2257731	35395
15.RAW COTTON	MT			499	97611			12776	2668821
16.COTTON WASTE	MT	3123	760468	27157	6630448	2159	547125	36694	7759082
17.PETROLEUM CRUDE	MT	45753	3258009	234468	13432851	50412	1764060	391105	25626926
18.MARBLES AND STONES	MT	21895	722544	177928	3962910	12879	157222	279334	3483869
19.TOBACCO	KG	1133990	468907	10341685	4457781	245719	140076	10885285	4609709
(I) UN-MANUFACTURED	KG	468330	109571	6670020	2514032	34039	13920	5506750	2185996
(II) MANUFACTURED EXCL.CIGARET	KG	665660	359336	3671665	1943748	211680	126156	5378535	2423713
20.COKE	MT								
B.TEXTILES MANUFACTURES			197760325		1975023240		63618725		1646010246
01.COTTON YARN	KG	34358476	15726443	327519142	131845702	16374939	6375542	353219515	134563867
02.COTTON CLOTH	SQM	36981307	24857020	916914596	254536467	72785601	8887502	2076018216	250649998
03.ARTICLES OF APPAREL & CLOTHI ACCESSORIES (EXCL. KNITWEARS)	DOZ	3065997	37300377	30911431	404297853	1026487	10096072	44237845	349113021
04.ART SILK AND SYNTHETIC TEXTILS	SQM	7817421	4965743	130987655	48435892	17144180	1932166	395714467	42726774
05.COTTON THREAD	KG	112883	85991	1066808	635742	27160	18476	912426	559689
06.TEXTILE FABRICS WOVEN(OTHER THAN COTTON & ARTIFICIAL FABRI	--		131691		1172421		45662		881462
07.TULE, LACE, EMBROIDERY ETC	--		236972		2532997		126952		2467032
08.COTTON BAGS/SACKS	MT	470	117918	8140	1712498	535	83631	13162	2021339
09.TENTS & OTHER CANVAS GOODS	KG	2388495	1005142	35296171	15455407	1817358	1042555	32036197	12311808
10.BED WEAR	KG	39592328	36665397	383029528	368846442	14292185	12627973	352942211	287907970
11.TOWELS	KG	18716501	12950335	177631954	124845839	4517205	3013401	148924572	95573885
12.TEXTILE MADE UPS (EXCL. TOWE & BED WEAR)	--		9494961		101026657		3459571		80371398
13.KNITWEARS	DOZ	12549459	52086958	139654204	502039165	3855009	15173430	91200262	374592784
14.WASTE MATERIAL OF TEXTILE FIBRES/FABRICS	KG	6959704	701592	67209352	6998444	3807394	424308	44340079	4279272
15.YARN OTHER THAN COTTON YARN	KG	1290973	526180	11792057	4323122	527157	183036	8825094	3456750
16.KINTTED OR CROCHATED FABRICS	SQM	1023048	907603	9154417	6318590	179304	128449	7895697	4533196
C.OTHER MANUFACTURES			58007472		555709292		25535403		458983823
01.CIGARETTES	THNO	30110	60181	1066140	2163930	155770	331741	394869	822665

Contd.

10.5 Exports by Selected Commodities in Rupees

(In Thousand Rupees)

Groups/commodities	Unit	Apr., 2021		Cuml, From July, 2020		Apr., 2020		Cuml, From July, 2019	
		Quantity	Value	Quantity	Value	Quantity	Value	Quantity	Value
02.LEATHER	SQM	1186155	2482471	9046943	20775942	1084342	1675368	14979674	25340575
03.CARPETS,RUGS AND TAPESTRIES	SQM	118693	855829	1228773	9632662	11953	61756	1314228	7674081
(I) WOOLLEN CARPETS AND RUGS	SQM	102493	839451	1019036	9408975	9513	57976	1173812	7464151
(II) WOOLLEN CARPET MACHINE M	SQM			390	1030			1301	4111
(III) TAPESTRY CLOTH	SQM	101	98	101	98			319	155
(IV) CARPETS KNOTTED & OTHER FLOOR COVERING	SQM	16099	16280	209246	222559	2440	3780	138796	205665
04.PETROLEUM PRODUCTS	MT	9620	1244831	152355	9991427	88	15806	180155	13443572
05.FEEDING STUFF FOR ANIMALS	KG	83508012	2800693	713060957	18216616	70451694	1474660	557866075	12519233
06.CHEMICALS AND PHARMACEUTICA PRODUCTS	--		16397921		152531055		12254213		127098440
(I) PLASTIC MATERIALS	KG	13457256	2960288	249588075	40584816	27688232	4401776	235804671	38736618
(II) PHARMACAUTICAL PRODUCTS.	KG	1697958	2968462	20528432	36520005	1048732	1700169	13183699	27665070
(III) FERTILIZER MANUFACTURES	MT								
(IV) OTHER CHEMICAL	--		10469171		75426234		6152268		60696753
07.RUBBER MANUFACTURES	--		506337		4591714		61751		2669229
08.PAPER AND PAPER BOARD	KG	2185296	603935	18165765	5048394	1508928	512309	11415034	3563199
09.GUAR AND GUAR PRODUCTS	KG	2862728	499769	24273636	4670240	2797883	540698	22724356	4803720
10.CUTLERY	--		1283221		16070126		353736		11261607
11.GOLD	GM	250000	3667	255600	5260			9424	2216
12.COPPER AND ARTICLES THEREOF	--		8778710		81172356		914154		47367985
13.MACHINERY & TRANSPORT EQUIPMEN (INCL.ENGINEERING ELECTRICALS)			2699522		29142311		1181862		23113293
(I) ELECTRIC FANS	NO	288887	655312	1633529	4080039	70841	212272	1053247	2827504
(II) TRANSPORT EQUIPMENT	--		829061		6949374		156177		4066464
(III) OTHER ELECTRICAL MACHINE	--		320819		5631312		101868		4319604
(IV) MACHINERY SPECIALIZED	--		285586		3357156		200155		3450942
PARTICULARS INDUSTRIES									
(V) AUTO PARTS	--		284907		2611658		136605		2206340
(VI) OTHER MACHINERY	--		323837		6512772		374785		6242438
14.FOOTWEARS	PAIR	1216519	1288880	14034750	17311777	412822	670755	11972996	16981389
(I) LEATHER FOOTWEAR	PAIR	411220	943587	6114581	14217837	208123	552181	5591451	14341377
(II) CANVAS FOOTWEAR	PAIR	6330	9107	179835	72906	900	1084	45733	54507
(III) OTHER FOOTWEAR	PAIR	798969	336186	7740334	3021034	203799	117489	6335812	2585505
15.LEATHER MANUFACTURES(EXCL. LEATHER FOOTWEARS)	--		6269188		75569096		1953863		64627022
(I) LEATHER GLOVES	DOZ	561395	3075947	5645357	34780096	148751	1086038	4347969	28428882
(II) APPAREL & CLOTHING	DOZ	125171	2988469	1083348	38598966	27462	808891	868002	34799172
(III) OTHER LEATHER MANUFACTUR	KG	150661	204773	1342296	2190034	39234	58934	945172	1398968
16.HOUSE-HOLD EQUIPMENT	KG	800624	410433	8424360	4239886	121742	63412	6785598	3272485
17.SPORTS GOODS	--		4524984		35655389		1218620		36020665
(I) FOOT BALLS COMPLETE	DOZ	266626	2090056	2099729	17435322	85208	658989	2694323	19940486
(II) GLOVES (SPORTS)	DOZ	228774	1194917	1308653	9097417	37573	373818	1181402	9820988
(III) OTHER	--		1240011		9122650		185812		6259190
18.SURGICAL GOODS,MEDICAL INSTRUMENTS AND APPLIANCES	NO	9824837	5489416	101462269	57974755	9466041	1987415	215074500	49382999
19.ONYX MANUFACTURED	KG	108545	62073	1711985	765309	18200	10533	1391373	547874
20.HANDICRAFTS	--				840				236
21.TEXTILE PRODUCT & ARTICLE FOR TECHNICAL USE	KG	33826	24853	341021	257279	49685	77962	322403	311663
22.BOOKS AND PRINTED MATTERS	--		75436		691408		9308		651881
23.PIG IRON	MT			140	9273			10	998
24.PRECIOUS/SEMI-PRECIOUS STON	GM	211379	42529	4486798	987133	13880	2233	3525946	546873
25.JEWELLERY	--		924707		1984244		601		502590
26.ARTICLES OF PLASTIC	KG	2241110	531286	16310644	5509893	308012	126078	19827122	5874397
27.FURNITURE	NO	73225	135907	291344	677508	5650	36242	130785	486556
28.PARTS OF FOOTWEAR	--		10693		63469		328		96381
D.OTHERS	--		31524087		319701349		17693780		259594995

10.6 Imports by Selected Commodities in Dollars

(In Thousand Dollar)

Groups/commodities	Unit	Apr., 2021		Cuml, From July, 2020		Apr., 2020		Cuml, From July, 2019	
		Quantity	Value	Quantity	Value	Quantity	Value	Quantity	Value
GRAND TOTAL			5242087		44731430		3201509		37992111
A. FOOD GROUP			486137		4766601		343474		2847063
1.MILK AND CREAM	KG	2808748	4646	37285203	74062	3136976	6343	44486425	75134
2.WHEAT UNMILLED	MT	--	--	3612638	983326	--	--	--	--
3.PULSES	KG	155218093	95535	997861035	543957	118808454	62879	978292619	491643
4.DRY FRUITS	KG	3702380	4117	70467631	73771	830137	1329	17779918	25382
5.SUGAR REFINED	MT	773	459	280377	127926	1115	557	5866	2902
6.TEA	KG	22778690	52881	217740903	487977	21967508	53150	177339345	429394
7.SPICES	KG	18492668	24408	156899054	182003	11192583	17321	111147851	136727
8.MILK FOOD FOR BABIES,INFT.,INVL	KG	987416	8346	10186004	85108	1376560	11253	9774996	67622
9.BEVERAGES	LTR	815636	413	4749168	3878	305531	162	3091895	2248
10.PALM OIL	KG	275370728	281262	2718662817	2142196	266215783	189784	2543237705	1570029
11.SOYABEAN OIL	KG	13300000	14070	86076496	62397	1040800	696	66983885	45983
B. MACHINERY GROUP			1110357		10200460		604684		8391746
1.POWER GENERATING MACH.	--		82023		1438112		50038		971131
2.AGRICULTURE MACHINERY&IMPLEMENTS	--		7911		70235		6158		74346
3.CONSTRUCTION & MINING MACHINERY	--		9407		114013		7230		176146
4.TEXTILE MACHINERY	--		57102		438998		30077		382732
5.METAL WORKING MACHINERY	--		8273		94155		4430		75551
6.GEN INDUSTRIAL MACH & EQU/PARTS NS	--		168830		1578100		90822		1407648
7.OFFICE MACH.INCL.DATA PROS. EQUIP	.-		43673		375304		24048		311461
8.TELECOM & SOUND RECORDING EQUIP	--		192316		2107066		90768		1420778
9.ELECTRICAL MACHINERY & APPARATUS	--		165394		1255771		167632		1909449
10.ROAD MOTOR VEHICLES	--		293488		1826672		107908		960204
11.RAILWAY VEHICLES	--		263		5654		906		14398
12.AIRCRAFTS,SHIPS AND BOATS	--		14853		388241		2695		242350
13.OTHER MACHINERY	--		66824		508138		21971		445553
C. PETROLEUM GROUP			1143905		8697819		580331		9480953
1.CRUDE PETROLEUM	MT	874123	384054	7296289	2407418	222264	58305	5731090	2510900
2.PETROLEUM PRODUCTS	MT	927848	418121	11367685	3865764	1003629	343644	9016006	4308302
3.GAS NATURAL & MANUFACTURED	--		341731		2424637		178382		2661752
D. TEXTILE GROUP			170312		1469272		84993		1096644
1.SYNTHETIC AND REGENERATED FIBRE	KG	35687466	61546	381935790	502532	27586488	39561	254951268	378652
2.SYNTHETIC & ARTIFICIAL SILK YARN	KG	34542860	66764	351982232	566550	13386811	26401	224196792	456277
3.WORN CLOTHING	KG	64505847	28546	551613731	233581	27704237	12397	341522133	149419
4.ARTICLES OF APPAREL & CLOTHING	--		9818		117403		4118		83660
5.BAGS & SACKS OF TEX. MATERIALS	MT	123	97	1106	1214	86	115	1761	2193
6.JUTE	MT	3013	3543	58271	47992	3456	2402	43171	26444
E. AGRICULTURE/OTH. CHEMICAL GROUP			918715		7284780		621553		6213920
1.ORGANIC CHEMICALS	--		251048		1872385		174593		1620452
2.INORGANIC CHEMICALS	--		49982		424850		34778		360749

Contd.

10.6 Imports by Selected Commodities in Dollars

(In Thousand Dollar)

Groups/commodities	Unit	Apr., 2021		Cuml, From July, 2020		Apr., 2020		Cuml, From July, 2019	
		Quantity	Value	Quantity	Value	Quantity	Value	Quantity	Value
3.DYEING TANNING & COLOUR MATERIAL	KG	16829644	50943	171497406	449485	13308368	38824	115269460	360974
4.MEDICINAL PRODUCTS	KG	1783736	155933	17846981	991358	1645965	74366	17637945	831491
5.ESSENTIAL OIL, PERFUMES TOILT ETC	KG	13880888	31094	84092701	252967	7466543	27136	64474021	224461
6.FERTILIZER MANUFACTURED	MT	46648	17775	1303591	457931	96514	31408	1519628	513659
7.PLASTIC MATERIALS	KG	162581485	265990	1611856612	2037054	117624409	145404	1313889014	1635644
8.INSECTICIDES	KG	3204246	22236	31639954	152181	3591433	22032	22899018	130630
9.OTHER.CHEMICAL PRODUCTS	--		73715		646570		73012		535862
F. METAL GROUP			396745		3887605		293739		3273517
1.IRON ORES AND CONCENTRATES	MT	--	--	39	13	--	--	--	--
2.IRON AND STEEL SCRAP	MT	332467	159365	4162595	1578212	268963	105210	3319157	1293361
3.NON FERROUS BASE METAL WASTE & SCR	MT	21823	17194	228009	142866	16686	11824	214644	111620
4.IRON AND STEEL	MT	233383	169449	2542480	1597254	151530	96910	1958161	1256226
5.ALUMINIUM WROUGHT & WORKED	--		16526		137424		13302		118392
6.MANUFACTURES OF METAL NES	--		34211		431836		66494		493919
G. MISCELLANEOUS ITEMS			639965		4973603		414565		4136921
1.FEEDING STUFF FOR ANIMALS	KG	8929711	7036	346618435	112525	12420055	10644	134903207	87756
2.HIDES,SKINS AND FURSKINS RAW	KG	459335	2257	5308273	19820	382567	1548	5553487	20247
3.OIL SEEDS & OLEAGINOUS FRUITS	KG	409320212	224265	2700113176	1271461	314007794	130155	2235215567	900253
4.RUBBER CRUDE INCL.SYNTH/RECLAIMED	KG	30879609	19443	207239188	200946	5618646	9554	85476013	142371
5.WOOD & CORK	--		10091		92953		11612		104656
6.PULP AND WASTE PAPER	KG	40374298	16107	441609788	141763	64815847	18287	459509736	151287
7.FERTILIZER CRUDE	MT	209139	23284	489497	66380	15866	6370	112719	35941
8.CRUDE ANIMAL&VEGETABLE MATERIALS	KG	7651031	10700	105044023	132893	5362539	5727	71001139	101214
9.COAL, COKE & BRIQUETTES	MT	1456989	145519	15781058	1255731	1198842	88233	14549305	1191821
10.ANIMAL OILS AND FATS	KG	411368	279	4467053	2868	192453	187	4862171	3455
11.ANIMAL/VEG, FAT OIL WAX ETC NES	KG	1920789	2979	27074198	24569	1858988	1327	22578781	18125
12.RUBBER TYRES & TUBES	NO	467933	27961	5851442	318165	140947	8926	2214338	88538
13.CORK/WOOD MFG.(EXCL FURNITURE)	KG	3057311	3892	44547231	41245	4595537	4141	64903527	46721
14.PAPER&PAPER BOARD & MANF. THEREOF	KG	38622733	37973	401641032	362815	33557979	28434	370957115	334575
15.CEMENT	MT	20458	520	135708	4647	10303	376	108158	5116
16.PREFABRICATED BUILDG,SANITRY,PLG	--		7250		67685		4884		66441
17.FOOTWEAR	PAIR	1442898	2792	13475248	38295	222530	1498	7718620	47730
18.PROFESSIONAL,SCIENTFIC & CONTROL	--		45024		433756		40651		401882
19.PHOTO EQPT, OPTICAL GOODS N.E.S.	--		6710		55510		4284		47457
20.PRINTED MATTERS	--		2378		23740		1912		37822
21.ARTICLES N.E.S. OF PLASTICS	KG	4495709	8913	35406578	84719	1734281	6043	24418459	85557
22.BABY CARRIAGES, TOYS GAMES ETC.	--		5122		42762		3206		39245
23.OFFICE STATIONERY SUPPLY N.E.S	--		2892		22849		1431		28531
24.JEWELLERY OFGOLD/SILVERSMITH WEAR	--		2369		19057		3095		9772
25.MUSICAL INSTRUMENTS AND PARTS	--		22567		120654		21230		120244
26.ARTICLES & MFG. OF CAVING ETC.	--		661		8866		642		8534
27.GOLD.NON-MENETART NOT ORE/CONCEN	GM	16987	978	115319	6929	3000	168	275334	11627
ALL OTHER ITEMS	--		375950		3451290		258169		2551346

10.7 Imports by Selected Commodities in Rupees

(In Thousand Rupees)

Groups/commodities	Unit	Apr., 2021		Cuml, From July, 2020		Apr., 2020		Cuml, From July, 2019	
		Quantity	Value	Quantity	Value	Quantity	Value	Quantity	Value
GRAND TOTAL			802442505		7178580298		526447641		5960971632
A. FOOD GROUP			74416382		765153674		56479879		447467715
1.MILK AND CREAM	KG	2808748	711135	37285203	11873673	3136976	1042959	44486425	11762720
2.WHEAT UNMILLED	MT	--	--	3612638	157782959	--	--	--	--
3.PULSES	KG	155218093	14624234	997861035	87053245	118808454	10339583	978292619	77306477
4.DRY FRUITS	KG	3702380	630230	70467631	11870720	830137	218580	17779918	3964611
5.SUGAR REFINED	MT	773	70242	280377	20779827	1115	91610	5866	457368
6.TEA	KG	22778690	8094892	217740903	78518833	21967508	8739868	177339345	67504725
7.SPICES	KG	18492668	3736350	156899054	29225467	11192583	2848167	111147851	21515998
8.MILK FOOD FOR BABIES,INFT.,INVLD	KG	987416	1277625	10186004	13725399	1376560	1850371	9774996	10647860
9.BEVERAGES	LTR	815636	63168	4749168	626622	305531	26665	3091895	353954
10.PALM OIL	KG	275370728	43054717	2718662817	343495037	266215783	31207562	2543237705	246725226
11.SOYABEAN OIL	KG	13300000	2153789	86076496	10201893	1040800	114514	66983885	7228776
B. MACHINERY GROUP			169970017		1636341440		99432609		1316007886
1.POWER GENERATING MACH.	--		12555852		231712226		8228139		152119919
2.AGRICULTURE MACHINERY&IMPLEMENTS	--		1210926		11304524		1012683		11675967
3.CONSTRUCTION & MINING MACHINERY	--		1440036		18278451		1188865		27545732
4.TEXTILE MACHINERY	--		8740944		70335774		4945709		60064035
5.METAL WORKING MACHINERY	--		1266479		15231127		728513		11850120
6.GEN INDUSTRIAL MACH & EQU/PARTS NS	--		25844042		252998160		14934567		220442624
7.OFFICE MACH.INCL.DATA PROS. EQUIP	--		6685309		60225746		3954382		48889585
8.TELECOM & SOUND RECORDING EQUIP	--		29439114		338525025		14925707		222666313
9.ELECTRICAL MACHINERY & APPARATUS	--		25318061		201308613		27564899		299717883
10.ROAD MOTOR VEHICLES	--		44926234		291234162		17744136		151177810
11.RAILWAY VEHICLES	--		40185		915120		149011		2264430
12.AIRCRAFTS,SHIPS AND BOATS	--		2273607		62622438		443082		37859656
13.OTHER MACHINERY	--		10229228		81650073		3612917		69733811
C. PETROLEUM GROUP			175105477		1396311930		95428062		1485718421
1.CRUDE PETROLEUM	MT	874123	58789729	7296289	386374417	222264	9587543	5731090	392442575
2.PETROLEUM PRODUCTS	MT	927848	64004584	11367685	621636482	1003629	56507895	9016006	675618049
3.GAS NATURAL & MANUFACTURED	--		52311165		388301032		29332623		417657797
D. TEXTILE GROUP			26070891		235737094		13976071		171966095
1.SYNTHETIC AND REGENERATED FIBRE	KG	35687466	9421199	381935790	80760153	27586488	6505269	254951268	59534071
2.SYNTHETIC & ARTIFICIAL SILK YARN	KG	34542860	10219948	351982232	90930588	13386811	4341242	224196792	71412365
3.WORN CLOTHING	KG	64505847	4369731	551613731	37300301	27704237	2038556	341522133	23433327
4.ARTICLES OF APPAREL & CLOTHING	--		1502831		18876019		677179		13103518
5.BAGS & SACKS OF TEX. MATERIALS	MT	123	14885	1106	194682	86	18854	1761	344151
6.JUTE	MT	3013	542297	58271	7675351	3456	394970	43171	4138662
E. AGRICULTURE/OTH. CHEMICAL GROUP			140634052		1169466928		102206548		976167667
1.ORGANIC CHEMICALS	--		38429712		300136340		28709533		254699098
2.INORGANIC CHEMICALS	--		7651055		68351232		5718769		56679781

Contd.

10.7 Imports by Selected Commodities in Rupees

(In Thousand Rupees)

Groups/commodities	Unit	Apr., 2021		Cuml, From July, 2020		Apr., 2020		Cuml, From July, 2019	
		Quantity	Value	Quantity	Value	Quantity	Value	Quantity	Value
3.DYEING TANNING & COLOUR MATERIAL	KG	16829644	7798157	171497406	72085406	13308368	6384126	115269460	56713277
4.MEDICINAL PRODUCTS	KG	1783736	23869785	17846981	159042696	1645965	12228542	17637945	130552953
5.ESSENTIAL OIL, PERFUMES TOILT ETC	KG	13880888	4759820	84092701	40614331	7466543	4462144	64474021	35287309
6.FERTILIZER MANUFACTURED	MT	46648	2720869	1303591	74027728	96514	5164659	1519628	80553919
7.PLASTIC MATERIALS	KG	162581485	40716899	1611856612	326907350	117624409	23909919	1313889014	256721055
8.INSECTICIDES	KG	3204246	3403746	31639954	24421886	3591433	3622914	22899018	20610679
9.OTHER.CHEMICAL PRODUCTS	--		11284009		103879959		12005941		84349594
F. METAL GROUP			60732552		624872914		48301735		513920344
1.IRON ORES AND CONCENTRATES	MT	--	--	39	2061	--	--	--	--
2.IRON AND STEEL SCRAP	MT	332467	24395103	4162595	254280707	268963	17300377	3319157	202889233
3.NON FERROUS BASE METAL WASTE & SCR	MT	21823	2632086	228009	22946449	16686	1944282	214644	17538880
4.IRON AND STEEL	MT	233383	25938689	2542480	256069807	151530	15935635	1958161	197180528
5.ALUMINIUM WROUGHT & WORKED	--		2529722		22036071		2187356		18611816
6.MANUFACTURES OF METAL NES	--		5236951		69537819		10934085		77699886
G. MISCELLANEOUS ITEMS			97963868		797193208		68169996		649342577
1.FEEDING STUFF FOR ANIMALS	KG	8929711	1077086	346618435	18100845	12420055	1750250	134903207	13796017
2.HIDES,SKINS AND FURSKINS RAW	KG	459335	345439	5308273	3177877	382567	254485	5553487	3171345
3.OIL SEEDS & OLEAGINOUS FRUITS	KG	409320212	34329768	2700113176	203103754	314007794	21402357	2235215567	141394113
4.RUBBER CRUDE INCL.SYNTH/RECLAIMED	KG	30879609	2976301	207239188	32304560	5618646	1571002	85476013	22326084
5.WOOD & CORK	--		1544721		14927597		1909515		16439965
6.PULP AND WASTE PAPER	KG	40374298	2465654	441609788	22794283	64815847	3007106	459509736	23814792
7.FERTILIZER CRUDE	MT	209139	3564291	489497	10511873	15866	1047401	112719	5662463
8.CRUDE ANIMAL&VEGETABLE MATERIALS	KG	7651031	1637960	105044023	21473873	5362539	941715	71001139	15863090
9.COAL, COKE & BRIQUETTES	MT	1456989	22275667	15781058	200901586	1198842	14508751	14549305	186823547
10.ANIMAL OILS AND FATS	KG	411368	42687	4467053	462785	192453	30711	4862171	543603
11.ANIMAL/VEG, FAT OIL WAX ETC NES	KG	1920789	456087	27074198	3942863	1858988	218256	22578781	2839478
12.RUBBER TYRES & TUBES	NO	467933	4280128	5851442	51308550	140947	1467802	2214338	13925103
13.CORK/WOOD MFG.(EXCL FURNITURE)	KG	3057311	595746	44547231	6626030	4595537	680937	64903527	7326470
14.PAPER&PAPER BOARD & MANF. THEREOF	KG	38622733	5812808	401641032	58257321	33557979	4675615	370957115	52505390
15.CEMENT	MT	20458	79675	135708	746350	10303	61824	108158	804622
16.PREFABRICATED BUILDGS,SANITRY,PLG	--		1109831		10842930		803195		10406201
17.FOOTWEAR	PAIR	1442898	427439	13475248	6134868	222530	246386	7718620	7472295
18.PROFESSIONAL,SCIENTFIC & CONTROL	--		6892177		69926081		6684565		63153917
19.PHOTO EQPT, OPTICAL GOODS N.E.S.	--		1027182		8900453		704400		7439470
20.PRINTED MATTERS	--		363956		3822809		314487		5917194
21.ARTICLES N.E.S. OF PLASTICS	KG	4495709	1364359	35406578	13589019	1734281	993652	24418459	13405469
22.BABY CARRIAGES, TOYS GAMES ETC.	--		784019		6866541		527222		6153395
23.OFFICE STATIONERY SUPPLY N.E.S	--		442770		3646287		235379		4464507
24.JEWELLERY OFGOLD/SILVERSMITH WEAR	--		362659		3060988		508888		1552910
25.MUSICAL INSTRUMENTS AND PARTS	--		3454493		19226985		3490960		18985172
26.ARTICLES & MFG. OF CAVING ETC.	--		101187		1428474		105535		1338215
27.GOLD.NON-MENETART NOT ORE/CONCEN	GM	16987	149779	115319	1107627	3000	27600	275334	1817749
ALL OTHER ITEMS	--		57549266		553503110		42452741		400380928

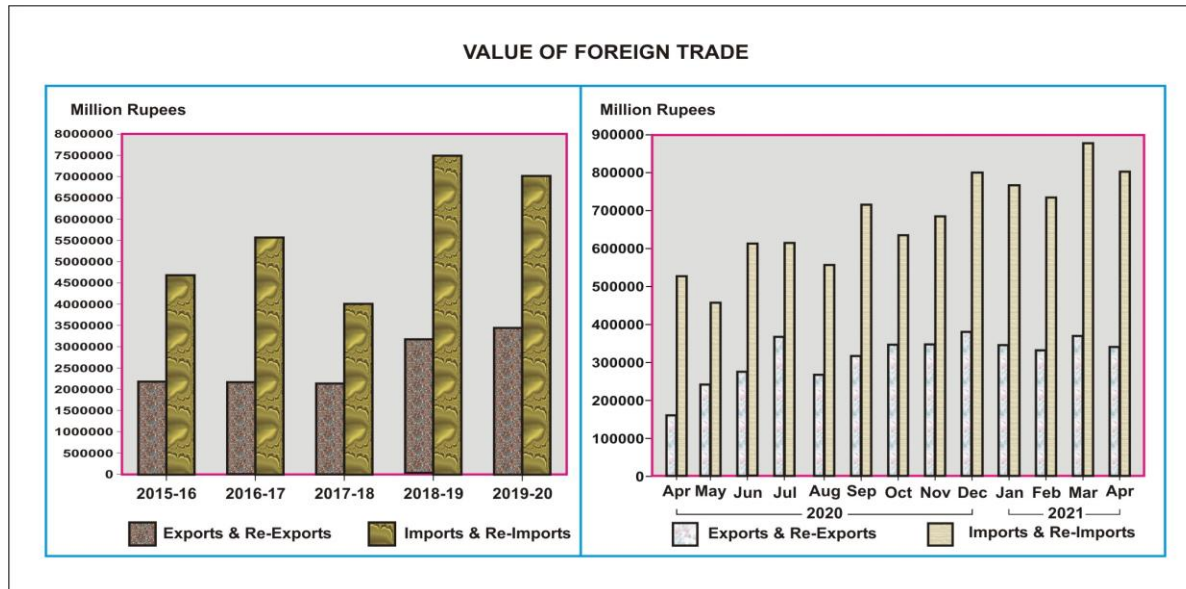
10.8 Exports by Economic Categories (Summary)

(Million Rupees)

Year/Month	Total	Primary Commodities	Semi-manufactured Goods	Manufactured Goods
2015-16	2,166,846.4	356,583.9	254,329.3	1,555,933.1
2016-17	2,138,185.6	331,040.1	246,319.2	1,560,826.3
2017-18	2,555,043.3	454,350.7	307,567.4	1,793,125.2
2018-19	3,128,229.7	567,875.9	307,322.3	2,253,031.6
2019-20	3,369,782.0	629,112.2	283,212.5	2,457,457.2
2020 Apr	157,074.9	51,286.4	15,295.4	90,493.1
May	223,511.5	46,843.9	17,329.3	159,338.4
Jun	263,985.1	46,967.8	21,489.0	195,528.3
Jul	333,655.1	43,919.1	20,114.4	269,621.6
Aug	265,599.8	32,151.1	17,341.3	216,107.4
Sep	313,019.0	37,900.5	18,187.6	256,931.0
Oct	342,063.0	47,164.0	20,003.6	274,895.4
Nov	345,639.5	56,853.6	22,856.1	265,929.9
Dec	378,776.5	73,928.1	25,956.8	278,891.6
2021 Jan	343,532.8	58,998.6	23,501.0	261,033.3
Feb	329,033.3	61,707.2	29,101.4	238,224.7
Mar	368,924.9	66,089.5	29,118.1	273,717.3
Apr	339,498.4	54,749.0	27,464.7	257,284.8

Note: Total may not tally due to rounding of figures.

* : Provisional



10.9 Export by Economic Categories (Details)

(In Thousand Rupees)

Commodities	Apr., 2021	Cuml. From July, 2020	Apr., 2020	Cuml. From July, 2019
GRAND TOTAL	339,498,421	3,359,742,393	157,074,855	2,882,285,274
A. PRIMARY COMMODITIES:	54,748,984	533,460,554	51,286,351	535,300,514
RAW COTTON (INCLUDING LINTER & WASTE)	314,770	2,983,822	107,645	5,601,350
RAW WOOL (INCLUDING ANIMAL HAIR)	27,532	238,887	14,192	222,405
FISH	6,864,204	54,940,087	4,537,278	53,614,600
RICE	29,025,846	280,338,060	36,674,869	285,774,221
HIDES & SKINS (INCLUDING FUR SKINS)	10,875	65,117	490	58,000
FRUITS & VEGETABLES	6,593,736	100,734,566	3,472,877	98,225,014
SPICES	1,019,985	12,412,864	1,144,029	11,583,772
TOBACCO UN-MANUFACTURED	109,571	2,514,032	13,920	2,185,996
OTHER PRIMARY COMMODITIES	10,782,465	79,233,119	5,321,051	78,035,157
B. SEMI-MANUFACTURES:	27,464,656	233,644,883	15,295,395	244,394,262
COTTON YARN	15,726,443	131,845,702	6,375,542	134,563,867
LEATHER	2,482,471	20,775,222	1,675,368	25,339,882
MOLASSES	393	11,525	93	35,395
OIL CAKES	864,778	4,944,842	222,957	1,917,314
AGAR, AGAR DUST & WOOD		3,903		1,825
HENNA LEAVES & POWDER	13,158	284,993	6,523	322,905
OTHER SEMI MANUFACTURES	8,377,413	75,778,696	7,014,913	82,213,074
C. MANUFACTURED GOODS:	257,284,781	2,592,636,957	90,493,110	2,102,590,499
COTTON THREAD	85,991	635,742	18,476	559,689
COTTON FABRICS WOVEN	24,735,664	253,170,208	8,848,138	249,569,402
TEXTILE FABRICS (OTHER THAN COTTON FABS)	5,036,762	49,164,582	1,980,826	43,490,641
WOOLLEN CARPETS	839,272	9,332,439	53,521	7,350,604
TAPESTRIES	2,521	5,231	167	2,991
MANUFACTURE OF LEATHER	7,406,009	84,039,696	2,334,265	74,271,163
FOOTWEAR	1,288,880	17,311,777	670,755	16,981,389
SPORTS GOODS (EXCLUDING INDOOR GAMES)	2,928,887	23,505,827	796,321	23,474,864
TOBACCO MANUFACTURED	419,517	4,107,678	457,897	3,246,378
MEDICAL INSTRUMENT N.E.S.	12,676	638,767	8,245	402,776
FRUIT & VEGETABLE PREPARATIONS	812,864	9,193,022	930,412	7,708,460
FISH PREPARATIONS	516,435	1,412,666	16,242	466,405
CEREAL PREPARATIONS	859,778	8,357,493	675,320	6,398,908
GUAR PRODUCTS	499,769	4,670,240	540,698	4,803,720
FLOUR & MEAL OF OIL SEEDS	1,787	33,814		224,913
FISH MEAL & MEAT MEAL	1,095,988	4,229,588	316,953	3,160,550
PETROLEUM PRODUCTS	1,107,250	8,953,317	385	13,175,132
CHEMICAL & CHEMICAL PREPARATIONS	16,551,206	153,763,494	12,290,091	127,390,788
MACHINERY & TRANSPORT EQUIPMENT	2,731,443	29,533,607	1,205,349	23,898,408
ARTICLES OF APPAREL AND CLOTHING				
ACCESSORIES (INCLUDING HOSIERY)	89,398,025	906,545,872	25,281,971	723,896,360
OTHER MANUFACTURED GOODS	100,954,058	1,024,031,898	34,067,076	772,116,957

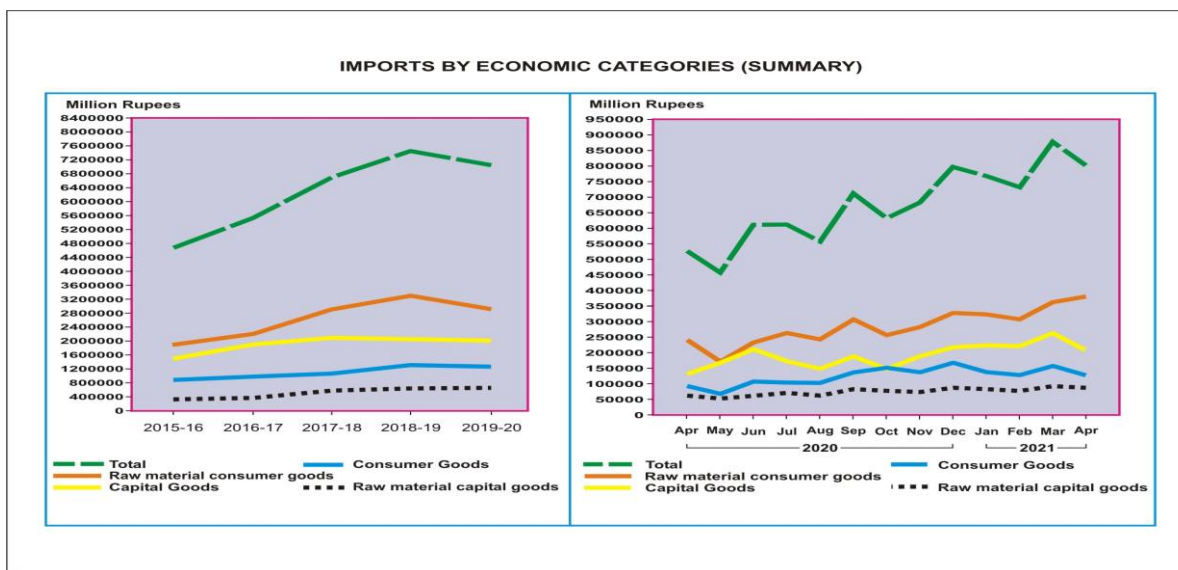
10.10 Imports by Economic Categories (Summary)

(Million rupees)

Year/Month	Total	Consumer goods	Raw material		Capital goods
			Consumer goods	Capital goods	
2015-16	4,658,748.9	870,976.8	1,887,884.5	417,209.9	1,482,677.7
2016-17	5,539,720.6	981,732.9	2,199,168.9	470,890.9	1,887,927.9
2017-18	6,694,896.7	1,070,539.0	2,878,787.6	660,986.3	2,084,584.0
2018-19	7,443,253.3	1,331,779.5	3,301,354.3	747,761.1	2,062,358.3
2019-20	7,029,819.0	1,277,412.5	2,978,352.0	757,354.8	2,016,699.6
2020 Apr	526,447.6	93,881.5	240,838.5	61,184.4	130,543.3
May	457,398.6	67,230.0	170,923.9	52,131.0	167,113.7
Jun	611,448.7	107,817.2	232,756.1	60,477.7	210,397.8
Jul	612,663.2	104,378.5	264,068.3	70,248.8	173,967.6
Aug	556,063.9	101,438.0	243,444.0	61,434.8	149,747.0
Sep	712,600.1	135,680.9	306,403.5	82,889.8	187,626.0
Oct	633,217.8	150,493.0	256,670.0	77,941.0	148,113.8
Nov	683,354.2	136,923.6	283,763.8	73,915.2	188,751.6
Dec	798,227.8	166,449.7	326,174.1	89,217.8	216,386.2
2021 Jan	769,235.1	137,464.4	324,235.8	83,690.7	223,844.2
Feb	732,174.1	128,170.0	307,334.7	76,133.7	220,535.7
Mar	878,601.5	157,049.8	362,848.1	94,735.4	263,968.1
Apr	802,442.5	127,420.7	380,752.3	86,278.6	207,991.0

Note: Total may not tally due to rounding of figures.

* : Provisional



10.11 Imports by Economic Categories (Detail)

(In Thousand Rupees)

Items	Apr., 2021	From July, 2020	Apr., 2020	From July, 2019
GRAND TOTAL	802442505	7178580298	526447641***	5960971632
1. CONSUMER GOODS TOTAL	127420650	1345468547	93881471*	1102365249
010121 HORSES		268076		82024
010129 OTHER LIVE HORSES		593		
010190 OTHER LIVE ANIMALS		2225		212
010221 PURE,BRED BREED BOVINE ANIMAL		1136632	150991	1264579
010410 SHEEP LIVE				5201
010420 GOATS, LIVE		903		
010511 FOWLS OF SPECIES WT UPTO 185G	407508	1553814		1386671
010513 DUCKS, WEIGHT UPTO 185 GRAM				1345
010514 GEESE,WEIGHT UPTO 185 GRAMS				196
010594 OTH FOWLS OF THE SPE (CHICKEN)	645	9213		3272
010599 OTH LIVE POULTRY				1273
020110 CARCASSES BOV ANIMAL FRE/CHILL				237
020120 OTH CUT WITH BONE BOVIN ANIMAL				1180
020130 MEAT OF BOV ANIM F/CH BON LESS	2353	37659	287	10176
020220 OTH CUTS WITH BONE IN,BOV FROZ		3012		7374
020230 MEAT BOV ANIMAL FROZE BONELESS	10803	148425	693	158164
020410 MEAT OF SHEEP/GOAT,F/CHILL/FRO				225
020422 O,CUTS OF SHEEP,FR/CHI BONE IN				223
020610 EDIBLE OFFAL OF BOV ANIMAL F/C		10328		55356
020622 LIVERS OF BOV ANIMALS FROZEN	3550	67961	12882	51578
020629 O, EDIBLE OFFAL BOV ANI FROZEN		3332		28184
020680 OTH EDIBLE OFFAL OF ANIM FR/CH				14
020714 CUTS & OFFAL OF FOWLS FROZEN		13290	2294	9508
030111 ORNAMENTAL FISH	1531	8656		26746
030119 OTHER ORNAMENTAL FISH		1019		555
030199 OTHER LIVE FISH	3113	16529	1509	18117
030214 ATLANTIC SALMON F/CH EX.FILLET	4041	58366	80	42456
030219 OTH SALMO FISH,EXCL LIVER F/CH		209		
030229 O.FLAT FISH,EX.LIVER&ROES.F/CH				270
030259 O.FISH BREG FAMILIES E.LIV F/C	10200	27502		13712
030279 O.TILAPIAS EX.LIVER/ROES FR/CH				6120
030319 O.SALMONIDAE FROZ,EX.LIVER&ROE				16
030329 O.TILAPIAS.EX.LIVERS&ROES FROZ				509
030339 OTH FLAT FISH,EXCL LIVERS FROZ				3422
030369 O.BREGMACEROTIDAE FAML I FISH				1828
030451 OTH FILLETS OF TILAPIAS.FRE/CH	37138	489713	11292	669699
030462 FROZE FILLET/MEAT.CATFISH FISH	4186	537111		552018
030541 SMOKED FISH/FILLET.NOT EDIBLE	346	3080		
030569 OTH FISH SALT,NOT DRIED/SMOKED				22
030617 OTHER SHRIMPS & PRAWNS FROZEN				7098
030636 OTHER SHRIMPS&PRAWNS.NOT-FROZ				798
030695 OTH SHRIMP & PRAWN	18	18		
030732 MUSSELS FROZEN				11
030743 CUTTLE FISH & SQUID FROZEN				1973
030779 OTH CLAMS,COCKLE&ARKSHELL		128		
040110 MILK&CREAM OF A FAT UPTO 1%		9330		757
040120 MILK & CREAM OF A FAT 1% TO 6%	2899	45405	106	11265
040150 MILK & CREAM.FAT-EXCEEDING-10%		11087	1209	1520
040210 MILK&CREAM IN POWDER FAT 1.5%	444086	8367299	837405	8213057
040221 MILK&CREAM IN POWDER>1.5% FAT	18652	124752		148038
040229 OTH,MILK&CREAM IN POWDER>1.5%		1224		533
040291 OTH MILK/CREAM NOT SOLID/SWEET	4585	9554		12440
040299 OTH MILK/CREAM SOLID,SWEETEND	13292	48410	1382	48655
040310 YOGURT	1496	6683		6722
040390 BUTTER MILK,CURDLED MILK/CREAM		57		28
040410 WHEY AND MODIFIED WHEY CON SUG	177474	2632787	168554	2831430
040490 OTH PRODUCT CONSIST NATUR MILK	20939	460226	34303	370656

Contd.

10.11 Imports by Economic Categories (Detail)

(In Thousand Rupees)

Items	Apr., 2021	From July, 2020	Apr., 2020	From July, 2019
040510 BUTTER	11030	86295	7608	99699
040520 DAIRY SPREADS	4298	37083	6628	22127
040590 OTH FATS&OIL DERIVED FR MILK	206	13335		866
040610 FRESH CHEESE INCL WHEY,CURD	15871	81821	11050	104006
040620 GRATED OR POWDER CHEESE		154910	20040	435127
040630 PROCESSED CHEESE NOT GRATED	25949	446338	44113	423539
040690 OTHER CHEESE	17111	38133		22102
040711 FERTILIZED EGGS FOR INCUBATION	2590	82542		130590
040719 FERTILIZED EGGS OF OTHER BIRDS		1768		550
040729 OTH FRESH EGGS OF OTHER BIRDS				20
040790 OTH BIRD EGG IN SHELL FR/COCKED		316		53
040811 EGG YOLKS,DRIED		9989		8094
040819 EGG YOLKS,OTHER THAN DRIED		37007		36292
040891 OTH BIRDS,EGG,NOT IN SHELL DRY		208687		7169
040899 OTH BIRDS,EGG OTH THAN DRY		21		13
040900 NATURAL HONEY	17538	265593	18391	157831
041000 EDIBLE PRODUCT OF ANIMAL ORIGN	500	500		206
070110 POTATO SEEDS		1863469		749604
070190 POTATOES,FRESH OR CHILLED	4530	1309975		3401
070200 TOMATOES,FRESH OR CHILLED	18940	10614404		6573847
070310 ONIONS AND SHALLOTS		4557597		2429132
070320 GARLIC	34818	17122606	150338	9897080
070390 LEEK,OTH ALLIACEOUS VEGETABLES		276		
070410 CAULIFLOWERS & HEADED BROCCOLI		544		1278
070490 OTH;EDIBLE BRASSICAS,FRESH/CHI		117227		812176
070511 CABBAGE LETTUCE(H-LETUC)SALAD	5322	71499		59514
070519 OTHER; LETTUCE				12
070529 OTHER; CHICORY ROOTS		210		
070610 CARROTS AND TURNIPS		16670		4178
070690 OTH SALAD,BEETROOT,RADISH ETC		1911		
070700 CUCUMBERS&GHERKINS,FRESH/CHL		2422705		2333232
070890 OTH LEGUMINOUS VEGETABLE FR/CH				1849
070940 CELERY OTH THAN CELERIAC,F/CHL				77
070960 FRUIT OF GENUS CAPSICUM F/CHLL		46173		26659
070993 OTH PUMPKINS SQUASH&GOURDS F/C		383		118
070999 OTH VEGETABLES FRESH/CHILLED		89134		32113
071010 POTATO, FROZEN.		5749		1914
071021 PEAS(PISUM SATIVUM),FROZEN		15163		10438
071022 BEANS FROZEN		1076		634
071029 OTH LEGUMINOUS VEGETABLES FROZ				647
071030 SPINACH,NEWWEALAND SPINACH FROZ		129		113
071040 SWEET CORN, FROZEN	584	38052	3721	38275
071080 OTHER VEGETABLES,FROZEN		8417		17260
071090 MIXTURE OF VEGETABLES,FROZEN		4968		26301
071120 OLIVES PROVISIONALLY PRESERVED		1192		
071140 CUCUMBERS & GHERKINS PRESERVED		111		
071151 MUSHROOMS OF GENUS AGARICUS		537		1249
071159 OTH MUSHROOMS & TRUFFLES		35		212
071190 OTH VEGETABLES, PRESERVED		850		
071220 ONION; WHOLE DRIED,CUT	266	95790	15945	116054
071231 MUSHROOM GENUS AGARICUS DRIED		46		1959
071232 WOOD EARS DRIED WHOLECUT SLIC				67
071233 JELY FUNGI DRY CUT WHOLE SLIC				144
071239 OTH TRUFFLE DRYCUT WHOLE SLIC	24857	117724	9504	135133
071290 OTH VEGETABLE MIXTURE DRIED	64772	200231	7022	131930
071310 PEAS DRIED SHELLED	9156425	40170839	6337472	21029505
071320 CHICK PEAS DRIED SHELLED	1169710	5882676	697920	27059285
071331 BEANS OF SPECIES VIGNA MUNGO	7128	228061	49507	261187
071332 SMALL RED (ADZUKI) BEANS				39
071333 KIDNEY BEANS,INCL WHITE BENAS	915374	12714899	637928	7813608
071339 OTHER BEANS	426842	5313380	511751	2504391

Contd.

10.11 Imports by Economic Categories (Detail)

(In Thousand Rupees)

Items	Apr., 2021	From July, 2020	Apr., 2020	From July, 2019
071340 LENTILES	1360119	12783120	1849354	9522607
071350 BROAD BEANS & HORSE BEAN	10399	59166	11008	62996
071390 OTH DRIED LEGUMINOUS VEGETABLE	1578238	9901103	244644	9052859
071430 YAMS FRESH,CHILLED,FROZEN/DRIE	35294	171703		42613
071490 OTHER ROOTS AND TUBERS		15282		
080111 DESICCATED, COCONUTS	67146	1018657	59659	823592
080112 COCONUT IN THE INNER SHELL	10161	395400	13457	478887
080121 BRAZIL NUT IN SHELL				959
080122 BRAZIL NUT SHELLED		37		
080131 CASHEW NUT IN SHELL		11048		
080132 CASHEW NUT SHELLED	13948	1009996		13667
080211 ALMOND IN SHELL	138866	2013256	5911	59311
080212 ALMOND,SHELLED (GIRI).	20324	926585	9769	99669
080221 HAZEL NUTS,IN SHELL		1530		93
080222 HAZEL NUTS,SHELLED	1505	8605		180
080231 WALNUTS IN SHELL(AKHROTE)	64500	2018757		866878
080232 WAL NUTS SHELLED(AKHROTE)	5609	40873		13587
080241 CHESTNUTS IN SHELL		130		
080251 PISTACHIO IN SHELL	74378	972693	15621	424489
080252 PISTACHIO SHELLED	1523	24856		16826
080280 ARECA(BETAL NUTS)	19072	19103		13584
080290 OTHER EDIBLE NUTS	789	15257	1114	17523
080310 PLANTAINS,FRESH OR DRIED	103	103		
080390 OTHER BANANS FRESH OR DRIED	736	1831		775
080410 DATES	165344	2329387	86738	936523
080420 FIGS	6796	183979		89974
080430 PINEAPPLES	170	612		
080510 ORANGES	414	414		1366
080550 LEMONS AND LIMES				405
080590 OTH CITRUS FRUITS FRESH/DRIED.		86259		232687
080610 GRAPES, FRESH	11764	9644177		12364503
080620 GRAPES, DRIED	102532	1259539	389	346044
080711 WATERMELONS		313172		76724
080719 OTHER MELONS		363232		255420
080810 APPLE, FRESH	184482	4733467		6218074
080830 PEARS FRESH	1064	5331		
080840 QUINCES FRESH		128		
080910 APRICORTS;FRESH(KHUBANI)		1710442		1866150
080930 PEACHES,(INCLNECTR)ARROO FRESH		1270		
080940 PLUMS AND SLOES		15649		1217
081020 RASBERRY,BLACKBERRY,ETC FRESH		2045		
081050 KIWIFRUIT, FRESH	1019	22431		205
081090 OTHER FRESH FRUITS	6690	3046263		3596120
081110 STRAWBERRIES,FROZEN		326		
081120 RASBERRY,BL.BERRY MULBERRY FRZ	3011	19774		26106
081190 OTHER FRUITS AND NUTS,FROZEN		396		1539
081210 CHERRIES PROVISIONLY PRESERV		881		37
081290 OTH FRUIT/NUTS PRESERVED PROVI				52069
081310 APRICOTS DRIED	53544	518598		530624
081320 PRUNES DRIED	23842	527521		163353
081330 APPLES DRIED	3679	26825	3654	13938
081340 OTHER DRIED FRUITS	99990	1955574	182123	1136934
081350 MIXTURE OF NUTS,DRIED FRUITS		344199		157434
081400 PEEL OF CITRUS FRUITS/MELONS		82		
090111 COFFEE NOT ROAST,NOT DECAFEINE		15612	22	3581
090121 COFFEE,ROAST,NOT DECAFFEINATED	4493	95642	1168	96261
090122 COFFEE ROASTED,DECAFFEINATED	8	1104		2566
090190 OTH COFFEE HUSKS/SKIN/COFE SUB		2282		1691
090210 GREEN TEA PACK < 3 KG	17810	151570		1036
090220 OTHER GREEN TEA(NOT FERMENTED)	135110	2647726	128219	2081487
090230 BLACK TEA & PARTLY FERMENT TEA	139	1860	527	3554

Contd.

10.11 Imports by Economic Categories (Detail)

(In Thousand Rupees)

Items	Apr., 2021	From July, 2020	Apr., 2020	From July, 2019	
090240	OTH BLACK TEA,OTH PARTLY F.TEA	7941832	75717678	8611122	65418647
090411	PEPPER,NEITHER CRUSH NOR GROND	1000057	4212805	566862	2639626
090412	PEPPER CRUSHED OR GROUND	463	463		1644
090421	FRUIT OF GENUS CAPSICUM DRIED	145636	2225411	18642	67753
090422	FRUIT OF GENUS CRUCHED/GROUND	27394	374640	3650	436663
090520	VANILLA CRUSHED OR GROUND	48	48		
090611	CINNAMON NOT CRUSHED OR GROUND	1812	30578	803	22160
090619	OTHER CINNAMON	104359	1438219	271921	1591151
090620	CINNAMON & TREE FLOWER,CRUSHED	2	146		
090710	CLOVES NEITHER CRUSHED/GROUND	159031	1484785	129365	867457
090720	CLOVES CRUSHED & GROUND		470		3
090811	NUTMEG NEITHER CRUSHED/GROUND	19322	163458	28857	300752
090821	MACE NEITHER CRUSHED/GROUND	62644	330557	73456	276120
090822	MACE CRUSHED OR GROUND	441	441		
090831	CARDAMOMS NITHER CRUSHED/GRO	369358	2378669	149370	1491623
090832	CARDAMOMS CRUSHED & GROUND	11191	32148	2557	10765
090921	SEEDS-CORIANDER NITHER CRU/GRO	148751	967726	1085	480889
090922	SEEDS-CORIANDER CRUSHED/GROUND		229		553
090931	SEEDS OF CUMIN (WHITE ZEERA)	398791	1940373	24613	275782
090932	SEEDS CUMIN.CRUSH/GRO(W.ZEERA)		192		2340
090961	CARAWAY,ANISE,FENL.,JUNI.N-CR/G	58561	436311	42004	352845
090962	CARAWAY,ANISE,FENEL.,JUNI.CR/GR		261		8
091011	GINGER NEITHE CRUSHED/GROUND	1197652	12818836	1507302	12361221
091012	GINGER. CRUSHED OR GROUND	18401	35771		5478
091020	SAFFRON, (ZAFRAN)		297	528	903
091030	TURMERIC (CURCUMA)		4760	4066	38595
091091	MIXTU OF PROD H-09.04 TO 09.10	6548	264264	8183	249850
091099	OTHER SPICES	5888	83609	14902	41817
100111	DURUM WHEAT SEED		758		
100119	DURUM WHEAT		102789963		
100199	OTHER DURUM WHEAT & MESLIN		54992996		
100310	BARLEY SEED		1565	1446	92620
100390	OTHER BARLEY		97581	12202	120270
100410	OATS SEED	8926	47960		104175
100490	OTHER OATS	8324	116097		35786
100510	SEED, MAIZE	826205	6634049	745078	5995530
100590	OTHER MAIZE (CORN)	9172	148195	22010	125651
100610	RICE IN HUSK (PADDY OR ROUGH)	2184893	4368487	1831761	3503543
100630	SEMI/WHOLLY MILLED RICE/POLIS		1204		2253
100640	BROKEN RICE		1302		166
100710	SEED GRAIN SORGHUM(JAWAR)		4600		946
100790	OTHER GRAIN SORGHUM(JAWAR)	48892	152758	1945	19573
100810	BUCK WHEAT		911		
100821	MILLET (BAJRA)	438	13647	927	59350
100829	OTHER MILLET (BAJRA)	3951	28569	483	14476
100830	CANARY SEED		36591		17309
100850	QUINOA		750		
100890	OTHER CEREALS	14845	141697		317934
110100	WHEAT OR MESLIN FLOUR		2810		51
110220	MAIZE (CORN) FLOUR	294	364		3626
110290	OTHER CEREAL FLOUR		7172		4609
110311	GROATS AND MEAL OF WHEAT				1252
110313	GROATS&MEAL OF MAIZE (CORN)	5014	28942		24456
110320	PELLETS OF OTHER CEREALS	10845	28205		2790
110412	ROLLED OR FLAKED, OATS.	3111	83645	81	126453
110422	OTHER WORKED GRAIN OF OATS		2056		26
110430	GERM OF CEREALS,WHOLE,ROL,FLAK				19
110510	FLOUR,MEAL&POWDER OF POTATOES	39713	367493	16491	431753
110520	FLAKE,GRANULE/PELLETS POTATOES	13222	65880	308	57572
110620	FLOUR,MEAL POWDER OF SAGO/ROOT				7
110630	FLOUR,MEAL POWDER PRD CHAPT-8		3303	144	1591

Contd.

10.11 Imports by Economic Categories (Detail)

(In Thousand Rupees)

Items	Apr., 2021	From July, 2020	Apr., 2020	From July, 2019
110710 MALT NOT ROASTED		24710	33299	74448
110720 MALT ROASTED	9854	35337		
121020 HOP CONES,GROUND POWDER PELLET		14280	23448	23448
121120 GINSENG ROOTS				1211
121229 OTHER SEAWEDS& OTHER ALGAE	1626	31043	3961	15609
121293 SUGAR CANE		6024		2
121300 CEREAL STRAW & HUSKS,IN PELLET		17		
130120 GUM ARABIC	53762	222961	341	180558
160232 OTH PREP/PRESV MEAT OF FOWLS	8155	124935	4623	122637
160239 OTH PREP/PRESV,MEAT OTH POLTRY	281	62580	7968	63268
160250 OTH PREP/PRES MEAT BOVIN ANIML	410	8942		9847
160290 OTH PREP MEA OFL,BLOOD ANIMAL		195		
160411 SALMON,FISH,WHOLE/PIE NOT MICE				877
160414 TUNAS,SKIPJACK,BONITO,WHOLE/PC	2573	11586	234	1888
160415 MACKERAL,WHOLE/DIECE NOT MINCE				7
160416 ANCHOVIES,WHOLE/PIECE NOT MINC				1
160419 OTH FISH,WHOLE/PIECE NOT MINCE		62637		50325
160420 OTH FISH PREPARED PRESERVED	4632	14648		6868
160561 OTH SEA CUCUMBER.PREPA/PRESERV				69296
170113 GUR (JAGGERY)N-CON FLAVOUR/COL		104		
170114 OTH CANE SUGAR RAW.N-CON FL/CO	792	1969		
170191 O.CANE/BEET SUGAR CON.FLAV/COL		503		718
170199 OTH CANE/BEET SUGAR PURE SUC	70242	20779385	91610	467211
170211 LACTOSE & LACTOSE SYRUP WT 99%	268998	2513367	210169	2242914
170219 OTH,LACTOSE AND LACTOSE SYRUP	5605	44508		6552
170220 MAPLE SUGAR AND MAPLE SYRUP		11		1226
170230 GLUS SYP,DRY STAT FRVCT <20%	6967	518661	130450	682620
170240 GLUCOSE/GLUCOSE SYRUP<20% FRUC		393		95
170250 CHEMICALLY PURE FRUCTOSE	2042	7511	396	2253
170260 OTH FRUCTOS SYP,50% WT OF FRAC	1771	21263		5779
170290 OTH SUGAR INCL INVERT SUGAR	74543	718167	104763	746765
170310 CANE MOLASSES		4593		3145
170410 CHEWING GUM,WH/NOT SUGA COATED	3940	57943	1444	22823
170490 OTH SUGAR CONFECT NOT CON COCA	55344	534883	47182	261263
180100 COCOA BEANS,WHOLE,BROKEN,ROAST		436		
180310 COCOA PASTE,NOT DEFATTED(LICOR	30169	230707	13139	220029
180400 COCOA,BUTTER,FAT AND OIL	82195	675214	20468	644562
180500 COCOA POWDER,NOT CON ADDED SUG	307801	2740073	158947	2511824
180610 COCOA POWDER,CON ADDED SUGAR	123	10286	3684	23335
180620 OTH PREPA WT2KG,PAS,BLOCK SLAB	150522	984250	93104	872040
180631 OTH FOOD PREP COCOA BARS FILD	1452	6995		15273
180632 OTH FOOD PREP COC BAR NOT FILD		6608		15627
180690 OTH,FOOD PREP CONT COCOA LIQUD	99964	1018590	52522	774244
190110 FOOD PREP FOR INFANT USE	1277625	13725399	1850371	10647860
190120 MIXES&DOUGHS FOR PREP BAKER	34105	232805	19285	164919
190190 OTH FOOD PREP OF FLOUR,MEAL	578765	5231510	448666	4143361
190211 UNCOOK PASTA,NUT STUFD CON EGG		42		
190219 OTHER,UNCOOKED PASTA.	6690	58513	879	34379
190220 STUFFED PASTA,WHETH/NOT COOKED		35		
190230 OTHER PASTA	11972	77649		33927
190300 TAPIOCA&SUBSTI PRE FRM STARCH	33889	94672	4410	87425
190410 PREP FOOD,SWLL/ROAS OF CEREALS	38098	378627	47097	296106
190420 PREP FOOD UNROAST CEREAL FLAKE				65
190490 OTH PREP FOOD OBTAIN BY CEREAL	16361	301827	34612	220983
190510 CRISPBREAD AND BUNS		73		
190520 GINGER BREAD AND THE LIKE.		478		
190531 SWEET BISCUITS	126	26904		48930
190532 WAFFELS AND WAFERS	13320	144247	20246	160706
190540 RUSK,TOASTED BREAD & PRODUCTS	3576	50646	7256	50275
190590 OTHER BACKERY PRODUCTS	39985	505365	102955	491757
200110 CUCUMBER,GHERKINS PREP/PRESERV	503	7895	385	3487

Contd.

10.11 Imports by Economic Categories (Detail)

(In Thousand Rupees)

Items	Apr., 2021	From July, 2020	Apr., 2020	From July, 2019
200190 OTH VEG FRUIT,NUT,PRES VIN/ACE	18198	120774	6658	67655
200210 TOMATOES,WHOLE/PIECE,PREP/PRSV		61		404
200290 OTH,TOMATO/PRE/PRS O/TH VINGER	82397	853464	138658	871840
200310 MUSHROOM,PREP/PRSV O/TH VINHER	19917	165182	16452	142449
200390 OTH MUSHROOM&TRUFFLE PREPARED	2084	24006		19821
200410 POTATO,PREP/PRSV,O/TH VINGERS	121510	995647	70667	818522
200490 OTH VEG MIX/VEG PREP O/TH VING		16640		5829
200520 POTATO PREP O/TH VING NOT FROZ		14051	1431	6515
200540 PEAS PREP O/TH VINGER NOT FROZ	282	5567	258	2332
200551 BEAN SHELDE PREP O/TH VING N/FZ	438	6154	1216	3252
200559 OTH BEAN PREP O/TH VING NOT FZ	523	3041	953	6981
200560 ASPARAGUS,PREP O/TH VING N-FZ				108
200570 OLIVES PREP O/TH VING NOT FROZ	43194	418197	18957	334799
200580 SWEET CORN,PREP/PRESV NOT FROZ	8453	94507	14125	99516
200591 OTH VEGETABLES& MIXTURE OF VEG		387	45	617
200599 OTH VEGE PREPARED OR PRESERVED	5533	71455	2759	10749
200600 VEG,FRUIT,NUTS,PEEL PRE BY SUG	404	3314	43	2296
200710 HOMOGENEISED PREPARATIONS		7544	153	3707
200791 OTH,CITRUS FRUIT COOKED PREP		1469		230
200799 OTH JAM,FRUIT,JELLY,MARMALADE	18674	399486	1227	200324
200811 GROUND NUTS,PREP/PRESERVED		640		1561
200819 OTH NUTS/SEED INCL MIXTURES	18452	149259	38690	524646
200820 PINEAPPLES,PREPARED/PRESERVED	45821	441342	65239	438938
200830 CITRUS FRUIT,PREPARE/PRESERVED		85409	13196	48790
200840 PEARS,PREPARED OR PRESERVED	1198	1248	975	8432
200850 APRICOTS,PREPARED OR PRESERVED		872		1228
200860 CHERRIES,PREPARED OR PRESERVED	2820	13642	155	16402
200870 PEACHES,PREPARED OR PRESERVED	1235	7812	1120	4429
200880 STRAWBERRIES,PREPARE/PRESERVED		20282	1335	15379
200891 PALM HEARTS PREPARED/PRESERVED				1994
200893 CRANBERRIES		2567		786
200897 MIXTURES OF FRUITS,NUTS&PLANTS	216082	985894	139219	944385
200899 OTH FRUITS,NUT/EDIBLE PLANTS	7825	60555	1500	52735
200911 ORANGE JUICE,FROZEN		17558		33780
200919 OTHER ORANG JUICE	559	10025		3523
200929 OTHER GRAPE FRUIT,JUICE		92		842
200939 OTH JUICE OF ANY CITRUS FRUIT		1348		5565
200949 OTHER PINEAPPLE JUICE	1774	34628	56118	169124
200950 TOMATO JUICE				50
200969 OTHER GRAPE JUICE		302338	8502	354644
200979 OTHER APPLE JUICE		2314		842
200989 OTHER JUICE OF FRUIT/VEGETABLE	7623	110892	11696	65313
200990 MIXTURES OF JUICES	1671	14322	16	8350
210111 EXTRACT,ESSENCE/CONC COFEE/PRE	14214	696141	14360	548854
210112 PREP WITH A BASIS OF EXTRA/COF	7806	30759		569
210120 EXTRACT,ESSENCE ETC OF TEA MATE	3298	85966	11755	61610
210210 ACTIVE YEASTS	137375	1119318	119566	751738
210220 INACTIVE YEASTS,OTH SINGL CELL		9881	19376	62353
210230 PREPARED BAKING POWDERS	11146	61371	192	46334
210310 SOYA SAUCE	16992	132349	16813	116617
210320 TOMATO KETCHUP/OTH TOMATOSAUCE	4089	30067		23520
210330 MUSTARD FLOUR/MEAL/PREP MUSTAR	4941	42803		17759
210390 OTH SAUCES PREP/MIX SEASONING	39058	462016	32846	398875
210410 SOUPS/BROTHS & PREP THEREOF	4427	21771	1262	14337
210420 HOMOGENISE COMPOSITE FOOD PREP	18	18		
210500 ICE CREAM,OTH EDIBLE ICE	27711	156861		117618
210610 PROTEIN CONCENTRATE/TEXT PROTIN	16855	61981	1890	31081
210690 OTH FLAVOURING POWDER/CONCT	914294	9470932	765990	7803353
220110 MINERAL WATERS/AERATED WATERS	9784	40887	1126	17963
220190 OTH,NATURAL/ARTIFICIAL WATERS	83	129	21	1475
220210 WATER,MINERAL/AERATED WATER	33361	410380	4354	223788

Contd.

10.11 Imports by Economic Categories (Detail)

(In Thousand Rupees)

Items	Apr., 2021	From July, 2020	Apr., 2020	From July, 2019
220291 NON-ALCOHOLIC BEER	245	32122		13412
220300 220299	18473	108415	20295	64319
220300 BEER MADE FROM MALT		4042		5922
220410 SPARKLING WINE	144	9728	37	7903
220421 OTH WINE OF FRESH GRAPES<2LT		30		
220429 OTH WINE OF FRESH GRAPES>2LT		1749		1244
220430 OTH GRAPE MUST INFERMENATION		8		
220510 VERMOUTH/OTH WINE F/GRAPE<2LTR		1451		1567
220590 VERMOUTH/OTH WINE F/GRAPE>2LTR				131
220600 OTH FERMENTED BEVERAGES/MXTURE		10		
220820 SPIRIT OBT BY DISTIL GRAPEWINE				51
220830 WHISKIES	1080	9034	485	5679
220850 GIN AND GENEVA		30		241
220860 VODKA		1103		1832
220870 LIQUEURS AND CORDIALS		7059		6356
220890 OTH SPIRIT/SPIRITOUS BEVERAGES		448	348	2070
220900 VINEGAR&SUBSTITUTE,ACTIC ACID	3338	42823	1113	14758
230110 FLOURS,MEALS,PELLETS,OF MEAT				124
230120 FLOURS,MEALS,PELLETS,OF FISH				389
230230 BRAN SHARP & RESIDUES OF WHEAT			2069	13813
230240 BRAN SHARP RESIDUE OF OTH CERL		158		
230310 RESID.STARCH MANUF&SIM RESIDUE	113	3802		4789
230330 BREWING/DISTILLING DREGS/WASTE	5795	97856	1090	41592
230400 OIL-CAKE/OTH S/RESID SOYABEAN		9662	1960	11655
230610 OIL-CAKE/OTH RES.COTTON SEED				1065
230630 OIL CAKE/OTH SUNFLOWER SEEDS		1018		
230649 OIL CAKE/OTH RESID RAPE SEEDS	30443	75573	34196	61539
230650 OIL CAKE/OTH RESIDUES,COCONUT		5		133
230660 OIL CAKE/OTH RESIDUE,PALM NUTS	8608	7729065	699428	4573068
230690 OIL CAKE/OTH SOLID RESIDUE,VEG				79
230800 VEG MATL & VEG WASTE,VEG RESID	17364	235709	24925	306618
230910 DOG/CAT FOOD,PUTUP RETAILSAL	71265	570697	24425	484673
230990 OTH,PREP USED IN ANIMAL FOOD	943497	9377284	962155	8296480
240110 TOBACCO,NOT STEMMED/STRIPPED	2049	401404		828
240210 CIGAR,CHEROOTS CONTAIN TOBACCO	5203	14309	669	4683
240220 CIGARETTES CONTAINING TOBACCO	2422	39419		17236
240290 CIGAR,CHEROOTS/TOBACCO SUBST		384		189
240311 WATER PIPE TOBACCO		1252		
240319 OTHER SMOKING TOBACCO	1005	99139	12415	48531
240391 HOMOGENISE/RECONSTITUTE TOBACO	77335	425201	21655	215341
240399 OTH MANUFACTURED TOBACCO/EXTR	743	14695	15	8754
271012 LIGHT OILS AND PREPARATIONS	41541663	386344988	25915439	435418479
271019 KEROSENE,INCL KER.TY. JET FUEL	21228	2334114	26915	15104934
293510 N-METHYLPERFLUROCT SULPH		93		
293520 N-ETHYLPERFLUROCTAN SULPH				310
293530 N-ETHYL-N-(2-HYDROXYETHYL)				1613
293550 OTH PERFLUROCTANE SULPHONAMIDE				2819
293590 O-TOLUENE-SULPHONAMIDE	328710	3231478	333321	2866244
293621 VITAMIN A ITS DERIVATIVE UNMIX	79106	809220	62940	778436
293622 VITAMIN B1/ITS DERIV UNMIXED	53174	366690	31338	362095
293623 VITAMIN B2/ITS DERIV UNMIXED	55514	305363	18152	247122
293624 D-,DL-PANTOTHENIC ACID(VITB3B5	33881	509993	74686	495600
293625 VITAMIN B6/ITS DERIV UNMIXED	49355	412675	39175	398092
293626 VITAMIN B12/ITS DERIV UNMIXED	131144	1022082	47995	889478
293627 VITAMIN C/ITS DERIVATIVE UNMIX	94700	741997	93238	803766
293628 VITAMIN D/ITS DERIVATIVE UNMIX	66727	862790	74236	737923
293629 OTH VITAMIN/ITS DERIV UNMIXED	135956	1686900	111781	1243652
293690 OTH INTER-MIXTURE PROVITAMINS	72501	466327	59096	551371
293712 INSULINE AND ITS SALTS	56871	534222	103288	439680
293719 OTHER POLYPETIDE HARMONES	10026	208671	18681	170783
293721 CORTISONE/HYDRO/PREDNISONE ETC	146361	660972	66062	563495

Contd.

10.11 Imports by Economic Categories (Detail)

(In Thousand Rupees)

Items	Apr., 2021	From July, 2020	Apr., 2020	From July, 2019
293722 HALOGENATE DERIV ADERNAL HORMN	123634	1380872	81430	1015029
293723 OESTROGENS AND PROGESTOGENS	104825	2897125	239952	1262673
293729 OTH,STEROIDAL HARMONES,DERIVAT	101803	606521	34669	520373
293750 PROSTAGLANDINS,THROMBOXANES&DR	37349	352577	16067	178162
293790 OTH HORMONES/ITS DERIVATIVES	14126	176691	25908	172167
293810 RUTOSIDE(RUTIN)/ITS DERIVATIVE		2903		2118
293890 OTHER, GLYCOSIDES	99986	612958	32801	1370437
293911 CONCENTRATES OF POPPY STRAW	9016	91999		88885
293919 OTH ALKALOIDS OF OPIUM/DERVATI	26988	336280	29865	293993
293920 ALKALOID CINCHONA/DRV SALT	6428	32945	7	6354
293930 CAFFEINE AND ITS SALTS	65075	955916	85405	622960
293949 OTHER,EPHEDRINE AND ITS SALTS	48939	131454		221309
293951 FENETYLLINE(INN) AND ITS SALTS				1527
293959 OTH THEOPHYLLINE/AMINOPHLLINE	34075	565137	30260	491147
293962 ERGOTAMINE (INN) AND ITS SALTS				5609
293969 OTH ALKALOID OF RYE ERGOT/SALT	5228	155051	73961	183692
293971 COCAINE ECGONINE,SALTS,ESTERS		10251		2617
294000 SUGARD O/T SUCROSE/LACTOSE ETC	143023	1031083	163040	791168
294110 PENCILLINE/DERV/ACID/SALT ETC	25213	276491	42120	471561
294120 STREPTROMYCIN/DERIV/SALT THROF	23589	174203	26260	147600
294130 TETRACYCLINE/DERIV/SALT THROF	258276	1787992	78269	1210067
294140 CHLORAMPHENICAL/DERIV/SALT	50428	456899	27302	368775
294150 ERYTHROMYCIN/DERIV/SALT THROF	183257	2425718	169193	2505815
294200 OTHER ORGANIC COMPOUNDS.	23430	332722	61276	351117
300120 EXTRACTS OF GLAND/OTH ORGAN				
300190 OTH GLAND ORGAN,EXTRACT,HAPRIN	100932	130081		1183
300211 MALARIA DIAGNOSTIC TEST KITS		351		30
300212 ANTISERA/OTH BLOOD FRAC MODIFY		21775	541	3319
300215 IMUNOLOGICAL PROD IN DOSE/PACK		12289	53	1470
300219 OTH IMMUNOLOGICAL PRODUCTS		15539	328	14450
300220 VACCINES FOR HUMAN MEDICINE	8869274	45096120	1088727	27626190
300230 VACCINE VETERINARY MEDICINE	365005	5747549	81913	4892466
300290 OTH HUMAN/ANIMAL BLOOD,THERAPC	62893	1191946	58205	1062158
300310 MEDICAMENT PENCILLIN DERV/ACID	2919	23428		3945
300320 MEDICAMENT OTH ANTIBIOTICS	83604	993833	122983	631580
300339 OTH,MEDICEMENT HARMONE ANTIBTC	54389	340499	46690	246875
300349 MEDICAMENT ALKALOID DERV ANTI				23
300390 OTH MEDICEMENT NES-NOT-R-SALE	36347	1461762	36410	1252905
300410 MEDICAMENT,PENCILLIN DERV/ACID	46665	703234	45999	467988
300420 MEDICAMENT OTH ANTIBIOTICS	452633	2769996	430291	2883930
300431 MEDICAMENT INSULIN NOT ANTIBTC	627005	7818401	714434	8939972
300432 MEDICIMENT ADERN CORTC HARMONE	27577	256811	74819	968212
300439 OTH MEDICIMENTHARMONE NOT ANT	189697	2209989	165424	2123670
300449 MEDICAMENT ALKALOID DERV ANTI	10556	72255	9943	34680
300450 OTH MEDICAMENT VITAMIN/OTH PRO	6613	162734	22407	336136
300490 OTH MEDICAMENT THERAPEUTIC USE	8806121	50640281	6173543	47397174
300510 SURGICAL TAP IN JAMBO ROLLS	46728	404967	38932	493709
300590 OTH WADDING,GAUZE,BANDAGE ARTI	31013	349193	51985	336825
300610 STERILE SURGICAL CATGUT, ETC	216228	1826814	104213	1564966
300620 BLOOD-GROUPING REAGENTS		1196	5056	9739
300630 OPACIFY X-RAY EXAM DIAGNOSTIC		43892	148	4851
300640 DENTAL CEMENT/DENTAL FILLING	6533	86538	17599	108603
300650 FIRST AID BOXES AND KITS.		2677		17601
300660 CHEMICAL CONTRACEPTIVE HORMONE		164595		89470
300670 GEL PREP HUMAN/VETERINARY USE	553	17937	1711	28674
300691 APPL IDENTIFIABLE, OSTOMY USE	18321	158647	204	146132
321519 PRINTING INK EXCL. BLACK	329749	4961876	248538	4799328
321590 OTH WRITING/DRAWING/OTH INK	73164	606808	68664	1023448
330112 ESSENTIAL OIL OF ORANGE	27761	78999	1679	113891
330113 ESSENTIAL OIL OF LEMON	34960	178554	20335	180770
330119 OTH ESSENTIAL OIL/CITRUS FRUIT	175876	778866	248422	762353

Contd.

10.11 Imports by Economic Categories (Detail)

(In Thousand Rupees)

Items	Apr., 2021	From July, 2020	Apr., 2020	From July, 2019
330124		26002	1403	22128
330125	6621	43363	5030	55627
330129	41358	204518	44272	308873
330130	3714	17099	1698	18284
330190	63224	265551	6299	146155
330210	512415	5048982	1024564	4490180
330290	1164648	10376300	904496	8511080
330300	94729	760605	56239	629152
330410	25132	316241	10119	191067
330420	33202	316091	7403	173698
330430	8106	100634	2616	69784
330491	103823	776686	24853	655995
330499	180830	1943096	61118	1523137
330510	133957	1231957	60502	938382
330520	14005	204035	6609	139375
330530	3334	9666	2988	17847
330590	140423	1436073	90987	1285350
330610	15299	234180	33350	253876
330620	26	2152	151	1708
330690	2196	48512	3233	121115
330710	6585	80872	10890	99953
330720	67951	536820	56664	581433
330730	365	48613	3506	32290
330741	3621	24916		396
330749	25600	140161	15460	156942
330790	951	65918		44291
340111	19072	270931	5696	209292
340119	17445	139599	6618	198694
340120	16721	267203	17303	255014
340130	70372	891853	30922	518305
340211	733795	5073817	805711	5062941
340212	18856	677186	30387	416871
340213	782622	5514785	661321	4672800
340219	58459	546383	35479	494845
340220	34094	366911	21065	284635
340490	149248	1208612	82117	1195914
340510	17108	185740	9121	184818
340520	2226	23078	1241	19740
340530	2654	12229	1548	21834
340540	172	3622	56	3790
340590	22904	259604	15474	225436
350190	4208	33803		9874
350211		36303		16420
360300	1306	181256		332661
360410				5660
360490				1308
360500		6		2
360610	2811	20958	198	12283
391740	24786	499676	29530	531886
391810	24899	182358	21639	158864
392190	215133	2035271	157144	1541615
392210	12860	223554	1575	130190
392220	3074	16593	1125	18802
392290	19437	161503	6827	133648
392310	28155	290505	20333	280014
392321	2937	71734	3324	1675025
392329	44765	542619	26688	426790
392330	54099	644326	41919	531657
392340	46688	300485	24344	321409
392350	175283	1614236	222950	1908464
392390	30047	285730	32855	354884

Contd.

10.11 Imports by Economic Categories (Detail)

(In Thousand Rupees)

Items	Apr., 2021	From July, 2020	Apr., 2020	From July, 2019
392410 TABLEWARE KITCHENWARE OF PLAST	14326	221294	10356	218837
392490 OTH,HOUSEHOLD/TOILET ARTICLES	20686	273998	19881	495422
392510 RESERVOIRS,TANKS,VATS>300 LTRS	47	10244	110	14990
392520 DOOR,WINDOWS FRAME&H-HOLD PLAS	42694	276942	6647	94528
392530 SHUTTERS,BLINDS&PARTS OF PLAST	314	18419	7624	22309
392590 OTH,BUILDER-WARE OF PLASTIC,NS	46167	539977	46880	458036
392610 OFFICE/SCHOOL SUPPLY PLASTIC	7272	113481	8947	161548
392620 ARTICLE OF APPAR CLOTHING PLAS	13083	151661	16261	104997
392630 FITTING FOR FURNITUR/COACH PLA	417	15266	205	13244
392640 ORANMENTAL ARTICLES OF PLASTIC	164769	1611173	52090	1260071
400942 TUBE,PIPERUB WITH OTH.METL.FIT	4588	54816	349	57158
401011 CONVEYOR BELTS WITH METALS	14256	90098	28039	47766
401012 CONVEYOR BELTS WITH TEX-METACS	41950	533313	20379	530550
401019 OTH CONVEYON BELT OR BELTING	80347	435446	37221	471695
401031 TRANSMISSION BELTS 60-180 CM	52784	537357	27079	355893
401032 TRANSMISSION OTH BELT 60-180 CM	25692	350840	19523	308829
401033 TRANSMISSION BELT 180-240 CM	223	8011	792	9355
401034 TRANSMISSION BELT OTH 180-240CM	146	4820	6	5118
401035 TRANSMISSION SYN.BELT 60-150CM	4418	39036	2356	11064
401036 TRANSMISSION SYN.BELT 150-198CM	2601	4550		2813
401390 OTHER INNER TUBES,OF RUBBER	955	43071	1367	29787
401410 SHEATH CONTRACEPTIVES	106792	870579	140506	1197063
401490 OTH HYG/PHARMACEUTICAL ARTL	12096	120115	9182	93904
401511 GLOVES,RUBBER,SURGICAL	107912	1068544	52700	585127
401519 OTHER GLOVES,RUBBER	497865	2681723	155731	974172
401590 OTH ARTI APPRL/CLOTH ALL PURPS	1922	45548	38693	114697
401610 ARTICLES OF UNHARD CEL VUL RUB	34615	519842	36263	328499
401691 FLOOR COVERING & MATS, RUBBER	13069	105137	5146	102340
401692 ERASERS, RUBBER	14854	319739	43241	873949
401693 GASKETS,WASHERS,SEALS,OF RUBB	155121	1942449	134966	1665715
401694 BOAT/DOCK FENDERS,OF RUBBERS	22163	46830	3921	55199
401695 OTH INFLATABLE ARTICLE OF RUBB	9518	30459	2321	19948
401699 OTH ARTICAL UNHARD VUL RUBBER	229775	2626755	711804	2529797
420100 SADDLERY&HARNESS FOR ANIMALS	355	6028		863
420211 TRUNKS,SUITCASE,VANITY-CASES	17437	157430	6416	323941
420212 TRUNK,SUITCA,SATC ETC PLAS/TEX	50998	486925	49165	838408
420219 OTH TRUNK,SUITCASE,VANITY-CASE	2979	17026	649	17438
420221 HANDBAG,COMP/PATENT LEATHER	39786	529368	33550	624498
420222 HANDBAGS,PLASTIC/TAXT MATERIAL	22328	393679	12229	314764
420229 OTH HANDBAGS,WITHOUT HANDLES	58763	459968	7801	345317
420231 ARTI.CARIED.IN POCKET. LEA/COM	188	5229	128	18119
420232 ARTIC CARRIED IN POCK TAXT MATE	694	24978	627	30984
420239 OTH,ARTI CARRIED IN HAND/POCKET	12968	131820	1501	91411
420291 OTH CONTAINER O/S OF LEA/COMPS	1142	20339	1047	7714
420292 OTH CONTAINER O/S PLAS/TEXTILE	3196	39645	180	139021
420299 OTH CASES VULCANISED FIB/PBOA	4775	139097	428	100608
420310 ARTICLES OF APPAREL	9372	145577	630	99756
420321 GLOVES,MITTENS & MITTS SPORTS	22	5525		4393
420329 OTH LEATHER GLOVES	1278	24109	30	42393
420330 BELTS AND BANDOLIERS	1999	38504	1023	45851
420500 OTH ART LEA/COMP LEA TECHNICAL	2566	56943	1921	22378
430230 WHOLE SKINS&CUTTINGS ASSEMBLED		5929		2454
430390 OTHER, ARTICLES OF FURSKINS	4148	4662	390	812
430400 ARTICLE OF FUR&ARTICLE THEREOF	331	9065	35	9081
440131 WOOD PELLETS		25347		19294
440139 SAW DUST & WOOD WASTE & SCRAP		9828		40526
440140 SAWDUST,WOOD WASTE,NOT AGLOMER	7739	61300	4620	14225
440210 WOOD CHARCOAL OF BAMBOO NOT AG	2390	7523		8935
441300 DENSIFIED WOOD,BLOCK,PLATE,ETC	22175	155560		54161
441600 CASK,BARREL,VAT,TUB&OTH PRODCT		6354		8393
441899 OTH BUILDERS JOINERY/CARP WOOD	66355	614156	44760	491701

Contd.

10.11 Imports by Economic Categories (Detail)

(In Thousand Rupees)

Items	Apr., 2021	From July, 2020	Apr., 2020	From July, 2019
441911 BREAD,CHOPPING BOARD OF BAMBOO	105	34980	2382	20809
441912 CHOPSTICKS OF BAMBOO	317	2292	17	5855
441919 OTH TABLE/KITCHENWARE OF BAMBO	2190	23119	5358	58657
441990 TABLE&KITCHENWARE OF OTH WOOD	3470	37837	1491	30041
442010 STATUETTES/OTH ORNAMENT WOOD	2	2957		976
442090 OTH WOOD MARQUETRY&INLAID WOOD	6753	79628	8055	127182
442110 CLOTHES HANGERS OF WOOD	8374	30966	1230	43323
450490 OTH, ARTICLES AGLOMERATED CORK	3	67		332
460121 MATS,MATTING&SCREEN OF BAMBOO		7505	876	9185
460129 OTH MATS,MATTING&SCREN VEG MAT	2269	23230		10776
460192 OTH MATTING&SCREEN OF BAMBOO		267		6
460199 OTH PLATING MATERIAL N.E.S		4275		3828
460211 BASKETWORK&OTH ARTICL OF BAMBO	226	4289		2515
460212 BASKETWORK&OTH ARTIC OF RATTAN		113		
460219 BASKETWORK&OTH ART OF VEG MATE	6	3184		843
481200 FILTER BLOCK,SLAB OF PAPERPULP	7258	13184		18170
481310 CIGRETTE PAPER IN BOOKLET/TUBE		45		
481490 OTHER WALLPAPER & COVERINGS.	30	2450		847
481620 SELF-COPY PAPER		942		
481690 OTHER COYING PAPER, C/T SIZE.	1658	5557	1944	12466
481710 ENVELOPES	2721	18101	1106	34102
481720 LETTER CARDS, PLAIN POSTCARDS		65	2	1771
481730 BOXES,POUCHES,PAPER STATIONERY	132	4518	73	3485
481810 TOILET PAPER	5936	111984	2670	76005
481820 HANDKERCHIEFS, TISSUES&TOWELS	28029	521240	11687	267390
481830 TABLE CLOTHS & SERVIETTES	60	1031	51	6748
481850 ARTICLES OF APPAREL&CLOTHING		118		267
481890 OTH ARTI LINEN,P&P GARMET/ASSE	44243	502782	42052	550233
481910 CARTON,BOXE&CASES CORRU PAPE	147576	856938	23557	975188
481920 FOLD/CARTO/BOXE&CASE, NON-CURRU	53023	597883	42767	498633
481930 SACKS&BAGS WITH BASE 40CM/MORE	3355	13530	154	66877
481940 OTH SACKS&BAGS, INCLUDING CONES	24851	124649	25138	99162
481950 OTH PACKING CONTAINERS/RE-SLEE	214	28473		25442
481960 BOX FILES, LETTER TRAYS, BOX, OFF	3064	30242	1973	36692
482010 REGISTERS, LETTER PADS, DIARIES	7473	68260	4100	87459
482020 EXERCISE BOOKS	663	17833	796	27472
482030 BINDERS, FOLDERS&FILE COVERS	4184	101369	8044	121791
482040 MANIFOLD BUSINESS FORMS/CARBON	108	1708		1653
482050 ALBUMS FOR SAMPLES/COLLECTIONS	90	3781	539	4986
482090 OTH BOOK COVER, BLOTING PAD, NES	2894	23511	569	41335
482110 P&P. BOARD LABLES PRINTED ALL=K	42236	487705	31107	534189
482190 OTH, P&P/BOARD LABLES NOT PRINT	10513	93499	6198	95352
482210 BOBBINS, SPOOLS, CAPS, PULP.	3887	84367	5230	80350
482290 OTHER, BOBINS, SPOOL, CAPS ETC. PA	14335	84604	43885	116300
482320 FILTER PAPER AND PAPERBOARD	14507	212251	59388	292950
482340 ROLLS, SHEETS AND DIALS, PRINTED	976	24299	483	30822
482369 OTH TRAY, DISH, PLATE, CUP, P&BORD	25592	307698	28465	314026
482370 MOULDED/PRESSED ARTICL P-PULP	116	24166	2443	12703
482390 OTH, ARTICLES OF PAPER PULP, CEL	93554	926073	48722	589519
490110 PRINTED BOOKS IN SINGLE SHEETS	33550	53043	1363	32635
490191 DICTIONARIES AND ENCYCLOPAEDIA		350		487
490199 OTHER, PRINTED BOOKS/BROCHURES	163103	2090117	170745	4109585
490210 NEWSPAPERS, JOURNAL 4-TIME/WEEK			1	326
490290 OTHER NEWSPAPER, JOURNALS PERIO	2646	27531	266	26296
490300 CHILDREN DRAWING/COLOUR BOOKS	167	12469	562	38497
490400 MUSIC, PRINTED IN MANUSCRIPT.		3		
490510 GLOBES	10	381	37	2255
490591 OTH PRNTD MATER BOOK FORM/ATLS		55		167
490599 OTH MAPS AND HYDROGRAPHIC/W-PA	529	4213	464	6029
490600 PLANS/DRAWINGS FOR ARCHITECTS	51688	314151	11100	112196
490700 BANKNOTE, CHEQUE, STAMP, BOND ETC	15825	202153	67731	388850

Contd.

10.11 Imports by Economic Categories (Detail)

(In Thousand Rupees)

Items	Apr., 2021	From July, 2020	Apr., 2020	From July, 2019
490810 TRANSFERS ,VITRIFIABLE.	5794	32989	4808	47270
490890 OTH,TRANSFERS(DECALCOMANIAS)	14740	74920	4397	73423
490900 PRINTED/ILLUSTRATED POSTCARDS	96	3671	48	6007
491000 CALENDAR OF ANY KIND PRINTED.	236	15241	258	20142
491110 TRADE ADVERTISING MATERIAL.	10629	178503	3618	201361
491191 PICTURES,DESIGNS&PHOTOGRAPHS	446	3473	39	6170
500600 SILK YARN/ YARN SPUN WASTE NRS			7473	9876
500710 FABRICS OF NOIL SILK		14083		10924
500720 OTH FAB CON>80% WT OF SILK	32899	252776	160	326659
511000 YARN OF COARSE ANIMAL HAIR.				214
511119 OTH WOVEN FABRICS CARDED WOOL		31867		79052
511120 OTH MIXED MAN-MADE FILAMENTS		155		
511190 OTH WOVEN FAB CARDED WOL/HAIR	14781	185762	21271	179719
511211 WOVEN FAB.COMBED WOOL 85%/HAIR		9127		937
511219 OTH WOVEN FAB COMBED WOOL 85%>		47210		102665
511220 OTH WOVEN FAB.COM.WOLL MIX.MMF		19387		
511230 OTH WOV.FAB.COM.WOOL MIX.M/MSF	3	3		
511290 OTH WOV.FAB.CARDE WOOL/FA-HAIR		4844		
520790 OTHER,COTTON YARN PUT UP SALE	135	11238	77	6247
520811 WOV FAB COT WT<100G/SQM UNBLEA		647		28
520812 WOV FAB COT WT>100G/SQM UNBLEA		4981		
520813 WOV FAB COT3-4THREAD TWIL UNBL		11523	370	1044
520819 OTHER WOVEN COTTON FAB UN-BLH	10120	77068	2616	61402
520821 WOV FAB COT WT<100G/SQM BLEACH	518	7165		865
520822 WOV FAB COT WT>100G/SQM BLEACH	3600	15499	200	1833
520823 WOV FAB COT 3/4 THRD TWIL BLEC				678
520829 OTH WOVEN FAB OF COTTON BLEACH		10782		6089
520831 WOV FAB COT WT 100G/SQM DYED	19	83933		20686
520832 WOV FAB COT WT>100G/SQM DYED	2946	45790	6432	9289
520833 COTTON WOV FAB 3/4 THREAD DYED		39743		185
520839 OTH COTON WOV FAB<2000/SQM DYE	733	16617		15063
520841 WOV FAB COT WT 100G/SQM COLOUR	1436	16618		624
520842 COTON WOV FAB WT>100G/SQM COLO		25171	4134	18465
520843 COTTON WOV FAB 3/4 THREAD TWIL		1917	6476	6476
520849 OTH WOV FAB WT 200G/SQM	3397	43631		107959
520851 COTON WOV FAB 100G/SQM PRINTED	48902	399584	17566	178327
520852 COTON WOV FAB>100G/SQM PRINTED	4871	49354	3585	18409
520859 OTH COT WOV FAB 200G/SQM PRINT	6860	47518	326	27798
520911 WOV FAB COT WT>200G/SQM UNBLAC		5594		
520912 COTTON WOV FAB 3-4THREAD UN-BL		141		192
520919 OTH COT WOV FAB>200G/SQM UNBLE		2932		65
520921 COTTON WOV FAB BLEACH>200G/SQM		558	981	14535
520922 COT WOV FAB 3/4THRD W>200G/SQM	11	19		
520929 OTH COT WOV FAB BLE W>200G/SQM	5620	17574		17691
520931 COTTON WOV FAB DYED>200G/SQM		4241		56
520932 COTTON WOV FAB DYED 3-4 THREAD		60567		36089
520939 OTH COT WOV FAB DYED>200G/SQM	740	44850	16757	54772
520941 COT WOV FAB>200G/SQM 85% COT		159		
520942 COTTON WOV FAB DENIM>200G/SQM	16728	49384	465	26281
520943 WOV FAB 3-4-THREAD TWILL>200G		1870		277
520949 OTH WOV FAB CONT 85% COT/YARN	3	2372		850
520951 COTTON WOV FAB PRINTED>200GSQM		1360		1353
520959 OTH WOV FAB PRINTED>200G/SQM	387	7760	155	3534
521011 COT W-FAB MIX MMF W200G/SQMUNB		27		
521019 OTH W-FAB COT MIX MF200GSQM UB		2909		
521021 W-FAB COT MIX-MMF WT 200G/SQM		22636		
521029 OTH W-FAB COT 85%,MMF 200G-BL	5711	65994	1779	5420
521031 COT WOV FAB MX-MMF200G/SQM DYE	6149	18278	701	8069
521032 W-FAB3/4THR MX-MMW 200G/MW DYE		13245		257
521039 OTH W-FAD COTMX MF W200G/SQMDY	1234	33367		3213
521041 W-FAB COT MX-MMF 200G/SQM	6149	6149		42

Contd.

10.11 Imports by Economic Categories (Detail)

(In Thousand Rupees)

Items	Apr., 2021	From July, 2020	Apr., 2020	From July, 2019
521049 OTH W-FAB COT MX-MMF W200G/SQM		25611		19636
521051 W-FAB COT MIX,MF W200G/SQM PRI	11267	37263		
521059 OTH W-FAB COT,MMF W 200G PRINT		31855	1062	60197
521112 COT FAB 3-4THREAD MIX>200G UNB				727
521119 OTH W-FABCOT,MF W>200G/SQM UNB		6819		17413
521120 W-FAB COT WT<85% MIX MMF-BLEA				1344
521131 WW-FAB COT,MMF W>200G/SQM DYED		581	406	2610
521132 WOV FAB 3-4THREAD MIX>200GDYED	57	25015		7566
521139 OTH W-FAB COT,MMF W>200G DYED		26449	2506	116769
521141 COT W-FAB CLO YRN,MF W>200GSQM		156		1391
521142 W-FAB COT DENM,MX MFW>200G/SQM	15346	250956	30715	502976
521143 WOV FAB 3-4THR MX-MFW>200G/SQM				1614
521149 OTH W-FB COT CLO YRN MMF>200G		1739	2775	11641
521151 COT WOV FAB,MF,W>200G/SQM PRNT	3999	57779		14614
521152 WOV FAB 3-4THRD MMF-W>200GPRNT	121	7049		140
521159 OTH W-FAB COT,MF,W>200G/SQM PR	2046	61335	1414	58935
521211 OTH COT W-FAB UN-BL W 200G/SQM				158
521212 OTH COT W-FAB BLECH W 200G/SQM		2969		357
521213 OTH COT W-FAB DYED W 200G/SQM	24323	59952		10326
521214 OTH W-FAB,COLOR YRN W 200G/SQM		40251		1215
521215 OTH W-FAB COT PRNTD W 200G/SQM		16051		
521222 OTH COT WOV FAB BLEAC>200G/SQM		12		
521223 OTH COT WOV FAB DYED>200G/SQM		1049		4538
521224 OTH W-FAB COT COLYARN>200G/SQM		3261		
530890 OTH, YARN OF OTH VEG TEX FIBRE	37	1491		417
530911 UN-BLE/BLE FAB CON>85%WT FLX		685		3031
530919 OTH WOV FAB OF FLAX 85%OR MORE		34409		28191
530929 OTH WOV FAB OF FLAX<85% BY WT	836	21548		46238
531010 UN-BLEACH, WOV FAB OF JUTE/FIB				1399
531090 WOV FAB OF JUTE OR OTH TEX FIB	170	208		259
540600 M-MADE FILAMENT YARN RETAIL-SL	9134	243881	8344	75323
540710 WOV FAB HI-TENACI YRN NYLON PO	3424	115677	1718	32470
540720 WOV FAB OBTAIN FROM STRIP,LIKE	34818	362013	35148	259548
540730 FAB PARALLEL SYNTH FILAMENT	611	677		
540741 FAB 85% OR MORE NYLON FILMENT	5382	112257	107	13993
540742 OTH FAB 85% OR MORE DYED	36619	746155	5447	280732
540743 OTH W.FAB NYL FLAMT WT>85% DYE	2900	5596	738	2389
540744 OTH W.FAB FILA DIF COL NYL>85%		35457		971
540751 OTH W.FAB TEXTURED POLY U-BLEA	8468	532846	33662	218346
540752 OTH W.FAB TEXTUR POLY DYED 85%	92101	1630450	77568	887673
540753 OTH W.FAB DIF COL TEXTUR POLYS	3823	29375		3249
540754 OTH FAB TEXT POLY FIL PRINTED	19871	489068	14404	355566
540761 OTH FAB,NON-TEXT POLY FILAMENT	46923	794131	52796	463557
540769 OTH FAB POLY FIL TEXTILE MAT	23991	96630	15093	126407
540771 OTH WOV FAB SYNTH FIL BL/UN-BL		732		23
540772 OTH WOV FAB SYNTH FIL DYED 85%	1016	79653	5164	79952
540773 OTH W.FAB DIF COL SYN FILA PRI	2358	9829		1421
540774 OTH WOV FAB SYNTH FIL PRINTED		3568		5939
540782 OTH WOV FAB MIXED COTTON DYED		93298		187
540783 OTH FAB SYN TEXMAT COLOR DYED		450		731
540784 OTH FAB SYN TEX SQM MATERUAK		7639	583	15388
540791 OTH WOV FAB SYN F/L BL/UN-BL		241	267	13332
540792 OTH WOV FAB SYN F/L NS DYED	2320	29551	108	10859
540793 OTH WOV FAB SYN F/L NES COLOUR	2101	10587		31
540794 OTH WOV FAB SYN FIL NES PRINT	13878	151449	2464	88899
540810 W.FAB HIGH TENCITY YRN VIS,RAY	413	1168		
540821 OTH WOV FAB ART. FIL BL/UN-BL		42006	2205	44510
540822 OTH WOV FAB ART. FIL DYED	684	70047	1637	6094
540823 OTH WOV FAB DIFFERENT COLOUR	1446	20279		275
540824 OTH WOV FAB ART. FIL PRINTED	189	108016		208
540832 OTH WOV FAB ART. FIL YARN DYED		3672	535	4893

Contd.

10.11 Imports by Economic Categories (Detail)

(In Thousand Rupees)

Items	Apr., 2021	From July, 2020	Apr., 2020	From July, 2019
551130				3
551211		333		36
551219	5257	62176	1978	68323
551229	18	6656	489	1552
551299	3709	68951		47369
551311		348		
551312	206	634		
551321	3134	8807		6056
551323		4724	308	2045
551329	1444	2109		5311
551331		911		
551339	1205	2693		
551341		397		170
551349	15783	25592		53
551421	484	20594		28984
551422	15993	37912		775
551423		2744		198
551429		138401		17547
551430		1872		12761
551441				920
551442	6900	17532		26327
551443		247		1996
551449	2480	92278		6202
551511	3175	228263	785	216862
551512		4176	971	3820
551513	20577	94301	8719	181877
551519		109	912	37341
551521		6462		78
551529	186	7685		4912
551591	345	1255		973
551599	383	17925		321
551611	1921	1921		
551612	32358	806767		63724
551613	1934	7949		8873
551614		431594		22809
551621		35447		
551622				24
551623		55315		
551624		357		48
551642		3284		
551643		923		
551644				4305
551691		3923		34513
551692		26852		8783
560130	8461	63982	2289	43885
560210	21316	188082	19529	175108
560221	255	767		740
560229	848	3748	15659	59283
560500	320159	5435301	156224	4389109
560900	10517	48141	1315	122009
570110	24725	584770	15983	234983
570190		490		332
570210	353	74398	4912	38227
570232	5	4877		6275
570239		608		
570241		5769	28	12844
570242	18609	272126	49576	247318
570249		50		
570299	50	171		229
570320	23109	205359	30210	250544
570330	65969	940637	45036	641724

Contd.

10.11 Imports by Economic Categories (Detail)

(In Thousand Rupees)

Items	Apr., 2021	From July, 2020	Apr., 2020	From July, 2019
570390 CARPET/TUFT CARS/VEH O-TEX MAT	142	4053	1095	4757
570410 TILES, < 0.3 SQM AREA.				478
570490 OTH CARPETS ETC.FELT N/TUFTED	4256	4603		36719
570500 OTH CARPETS&OTH FLOOR COVERING	20	15956		3103
580110 WOV.PILE FAB.CHENILLE FAB.WOOL				402
580121 UNCUT WEFT PILE FAB.OF COTTON.		19597		
580122 CUT CORDUROY, OF COTTON	3440	82834		68257
580126 CHENILLE FABRICS, OF COTTON	1806	112859		48098
580127 WARP PILE FABRICS OF COTTON		2772		11069
580131 UNCUT WEFT PILE FAB.M-MADE FIB		1659		1788
580132 CUT CORDUROY, MAN-MADE FIBRES.		16184	1342	11253
580133 OTH WEFT PILE FAB.M/MADE FIBRE		24151		169
580136 CHENILLE FAB. MAN-MADE FIBRES.		39876		11850
580137 WARP PILE FABRICS OF COTTON	2291	389565		90780
580190 OTH PILE&CHENILLE FAB.TEX.MAT	682	916426	745	178665
580211 TERRY TOWEL&S/WOVEN TEYFAB.UBL		2		
580219 OTH TERRY TOWEL/FABRICS,OF COT		15523		393
580220 TERRY TOWEL/FABRICS, TEX.MAT	73	785		153
580230 OTH TUFTED TEXTILE FABRIC		6		148
580410 TULLES AND OTHER NET FABRICS	24053	984134	40771	749005
580421 LACE MACHINE MADE,M-MADE FIBRE	19264	247321	8882	157093
580429 OTH,LACE MACHINE MADE,OTH MAT.	35545	409430	8933	223028
580430 LACE HAND MADE		1229		7462
580500 H/ WOVEN,ND/WORK TAPSTRIES.		7		6
580610 WOV.PILE FAB.& CHENILLE FABRIC		47679	26	4127
580620 OTH WOV. FAB. ELASTOMERIC YARN	8167	61562	211	90033
580631 OTH NARROW WOV FAB, OF COTTON.	324	2497		806
580632 OTH NARROW WOV FAB,M/MADE FIB.	58807	533949	41702	469979
580639 OTH,NARROW WOV.FAB,TEX.MAT	35123	323966	725	29771
580640 OTH FABRICS,WARP W/OUT WEFTASM		112		3
580710 LABEL,BADGES ETC.TEXTMAT,N/EMB	106000	1251679	69750	1141193
580790 OTH,LABELS,BADGES&ART.TEX/MAT	10628	116496	10625	104415
580810 BRAIDS IN THE PIECE	537	5109		136
580890 OTH,ORNAMENTAL TRIM,TASSEL ETC	16433	226450	6043	84437
580900 WOV FAB.OF METAL TAREAD/YARN.	31	31		3033
581010 EMBROIDERY W/OUT VISIBLE GROND	325	9992		235
581091 OTHER EMBROIDERY,OF COTTON	4815	10631		14551
581092 OTH EMBROIDERY,M-MADE FIBRES	56356	71576		60764
590190 OTH TRACING CLOTH,BUCKRAM ETC.	163337	1238704	77369	1198982
590210 TYRE CORD FAB HIT.YARN NYLPLMD	419396	2665598	130025	1958053
590220 TYRE CORD FAB H/T YARN POLYSTR	45597	262625	16269	287020
590390 OTH,TEX FAB IMP,LAM, PLASTIC.	51836	748631	46818	662883
590410 LINOLEUM		53		244
590800 TEX WICKS,WOVEN,LAMP,LIGHTERS	5	1633		491
590900 TEX HOUSE PIPING/TEX TUBING.	9911	70633	7101	93828
591190 OTH, TEX PRODUCTS/ ARTICLES,	50748	405249	35803	221255
600110 LONG PILE, FABRICS	6217	46625	2327	21621
600121 LOOPED PILE FABRICS,COTTON		2074	19	1730
600122 LOOPED PILE FAB,MAN-MADE FIBRE	1364	37371		112249
600129 LOOPED PILE FAB,OTH TEX MAT.	8047	32088		41899
600191 OTH PILE FAB,KNIT/CROCH,OF COT		35		535
600192 OTH PILE FAB,KNIT/CROCH,M-MADE	516042	14382065	274206	5456447
600199 OTH PILE FAB,KNIT/CROCH,O/TXTM	15255	140027		10046
600240 KNIT CROCH FAB<30CM,ELASTOME5%	6752	159236	26685	108971
600290 OTH,KNIT/CROC FAB<30CM,ELAST5%	7837	42800		31952
600310 KNIT/CRO FAB WOL/HAIR WD!>30CM		604		817
600320 KNIT/CRO COTTON WD !>30CM				
600330 KNIT/CRO SYN-FIBRE WD !>30CM	364	8175	9056	22853
600410 KNIT/CRO FAB WD>30CM ELASTYR5%	129734	854931	37761	233828
600490 OTH KNIT/CRO FAB WD>30CM ELAST	45968	89202	25932	129924
600521 WRAP KNIT FAB OF COT UNBL/BLEA				6568

Contd.

10.11 Imports by Economic Categories (Detail)

(In Thousand Rupees)

Items	Apr., 2021	From July, 2020	Apr., 2020	From July, 2019
600522 WRAP KNIT FAB OF COTTON DYED		7961		11592
600523 WRAP KNIT FAB OF DIFFCLUR YRN				2075
600524 WRAP KNIT FAB PRINTED	1164	36062		11875
600535 WRAP KNIT FAB SYNTHETIC FIBRE	7401	60812	3595	71995
600536 WRAP KNIT FAB SYN.FIB UN-BLE	22748	172738	80401	284077
600537 WRAP KNIT FAB SYN.FIBRE DYED	31095	517406	9407	541014
600538 WRAP KNIT FAB SYN.FIB DIF COLO		38890		5472
600539 WRAP KNIT FAB SYN.FIB PRINTED	1539	283943	32650	119196
600542 WRAP KNIT FAB ART FIB DYED		69301		80588
600544 WRAP KNIT FAB PRINTED		22004		89149
600590 WRAP KNIT FAB O/TH H-6001-6004	12783	124086	9145	165140
600610 OTH KNIT/CRO FAB OF WOOL/HAIR		1564		
600621 OTH KNIT/CRO FAB COT UNBLE/BLE		202		
600622 OTH KNIT/CRO FAB COTTON DYED		8025		14631
600623 OTH KNIT/CRO FAB COTON COLOR		35516		817
600624 OTH KNIT/CRO FAB COTON PRINTED		5081	1260	28058
600631 OTH KNIT/CRO FAB SYN.FIB UNB/B	735	5667	18028	47552
600632 OTH KNIT/CRO FAB SYN.FIB DYED	212312	1971184	110936	1373683
600633 OTH KNIT/CRO FAB SYN.FIB COLOR	22992	175121	13172	58233
600634 OTH KNIT/CRO FAB SYN.FIB PRINT		12946	1429	7410
600642 OTH KNIT/CRO FAB ART FIB DYED		1744		4178
600643 OTH KNIT/CRO FAB ART FIB COLOR		56		314
600644 OTH KNIT/CRO FAB ART FIB PRINT				1086
600690 OTH KNITTED CROACHED FABRICS	1849	75652	4405	174651
610120 MEN/BOYS OVERCOAT/SIM ARTICLE		26231	2392	7510
610130 MEN/BOYS WIND JACKET/SIM ART.		1751		3692
610190 OVERCOAT ETC.MEN OTH TEX KNIT.	2709	54185	785	45221
610220 APPAREL/CLOTH ACCES,OF COTTON,		1580		462
610230 APPAREL/CLOTH ACCES,M-MADE FIB		655		3716
610290 APPAREL/CLOTH OF TEX MATEL,	539	21722	418	11223
610310 SUITS MEN'S/ BOYS KNITTED/CROC	462	9146		5423
610322 MEN/BOYS,ENSEMBLE,COTTON,KN/CR		3983		2984
610323 MEN/BOYS,ENSEMBLE SYN/FIB,KNIT		46		
610329 MEN/BOYS,ENSEMBLE OTH TEX MAT,	5342	58820		34246
610331 JACKET/BLAZER MEN/BOY,WOOL F/H		1244		240
610332 JACKET/BLAZER MEN/BOY COT/KNIT	1544	81636	1305	27433
610333 JACKET/BLAZER MEN/BOYS SYN FIB		19444		13225
610339 JACKET/BLAZER MEN/BOYS OTH TEX	9075	1810359	4739	263184
610341 TROUSERS,ETC.MEN/BOYS WOOL F/H		41		108
610342 TROUSERS,ETC.MEN/BOYS COT/KNIT	619	38810	720	56626
610343 TROUSERS, ETC.MEN/BOYS SYN FIB	251	12582		13551
610349 TROUSERS,ETC.MEN/BOYS TEX MAT	13604	166407	2212	108198
610413 WOMEN/GIRLS,SUITS SYN FIBLE.				375
610419 WOMEN/GIRLS,SUITS OTH TEX MAT		23679		78158
610422 WOMEN/GIRLS,ENSUMBLE,COTT/KNIT				1011
610423 ENSEMBLES W/GRIL SYN KNIT/CROC		50		1681
610429 WOMEN/GIRLS ENSEMBLE,TEX MAT		215		6887
610431 JACKETS/BLAZER W/GIRL WOL K/CR				17
610432 JACKET/BLAZER W/GIRL COT KN/CR	2273	19751		61224
610433 JACKE/BLAZER W/GIRL SYN KN/CR		5244		4014
610439 JACKE/BLAZ W/GIRL OTH TEX K/CR	1665	343179	907	106781
610442 DRESSES W/GIRL COTTON KNIT/CRO		4018		2262
610443 DRESSES W/GIRL SYN FIB KNIT/CR	937	2993		3115
610444 DRESSES W/GIRL ARTFIB KNIT/CR		378		400
610449 DRES W/GIRL OTH TEX MAT KNT/CR	853	2096		862
610452 SKIRTS/D-S W/GIRL COT KNIT/CRO		29		288
610453 SKIRTS/D-S W/GIRL SYN KNIT/CRO		378		1930
610459 SKIRTS/D-S W/GIRL OTH TEX K/CR	105	884		555
610462 TROUSERS ETC OF COTTON KNI/CRO	453	12480	71	8009
610463 TROUSES ETC OF SYN FIB KNITED	1264	9947	142	5117
610469 TROUSERS ETC OF OTH TEX MAT KN	642	14069		18553

Contd.

10.11 Imports by Economic Categories (Detail)

(In Thousand Rupees)

Items	Apr., 2021	From July, 2020	Apr., 2020	From July, 2019
610510 MEN/BOYS SHIRTS COTTON KNI/CRO	25223	141982	5052	196585
610520 MEN/BOYS SHIRTS M-MAD FIB K/CR	376	15944	2001	161034
610590 MEN/BOYS SHIRTS O/TEXTILE K/CR	57062	498792	29826	307813
610610 W/GIRL SHIR/BLouses COT KN/CRO	1729	8950	600	6260
610620 W/GIRL SHIR/BLO M/MADE FIB K/C	1039	5407	512	3616
610690 W/GIRL SHIR/BLOU OTH TEXMATK/C	13364	188859	25524	102741
610711 UNDERPANTS ETC M/BOY COT KN/CR	1917	9555	434	12371
610712 UNDERPANT ETC M/BOYS M/MAD FIB	20	267		542
610719 UNDERPANT ETC M/BOYS OTH T/MAT	7055	61793	327	1474
610721 NIGHTSHIRTS&PYJAMAS OF COTTON	249	13021	162	2061
610722 NIGHTSHIRTS&PYJAMAS M/MADE FIB		1388		451
610729 NIGHTSHIRT/PYJAMAS OTH TEX MAT	659	12263		2340
610791 BATHROBES ETC OF COTTON M/BOYS		865		1538
610799 BATHROBE ETC OF OTH TEX KN/CRO	3786	5374		4806
610811 WO/GIRL SLIP, PETTICOAT KNIT/CR		245		54
610819 SLIP PETTICOAT OTH TEX MATERIA		1873		554
610821 W/GIRL BRIE/PANTIES COT KN/CR	6319	41502	99	5795
610822 W/GIRL BRIEF/PANTIES M/MAD FIB	457	5510	390	4494
610829 W/GIRL BRIEF/PANTIES OTH T/MAT	2064	7197		11871
610831 W/GIRL N-DRESS/PAJAMA COT KN/CR	8459	36167	325	5823
610832 W/GIRL N-DRESS/PAYJAMS M/M FIB	331	3634	432	3348
610839 W/GIRL N-DRESS/PAJAMAS TEX MAT	980	5777	52	13072
610891 BATHROBE W/GRL COTTON KNIT/CRO	178	485		404
610892 BATHROBE W/GRL MAN-MADE KN/CRO	66	752	63	695
610899 BATHROBE W/GRL OTH TEX KN/CRO	144	2054		2421
610910 T-SHIRT, SINGLET, VEST COT K/CR	7736	71130	2089	65456
610990 T-SHIRT, OTH TXT KN/CR	16918	143823	7245	115076
611011 JERSEY, PULOVER, CARDIGAN, WOLLEN		494		4612
611012 JERSEY, ETC. WOOL, KASHMIR GOAT				539
611019 OTH JERSEY PULOVER ETC. WOOLEN		31340		1586002
611020 JERSEY, PULOVER ETC. OF COT K/C	880	31350		46352
611030 JERSEY, PULOVER M/MADE FIB K/C	325	45061	553	44663
611090 JERSEY, ETC. OTH TEXT. MATERIAL	34	36395	640	109734
611120 BABY GARMENT OF COTTON KNIT/CR	1733	39879	6146	68003
611130 BABY GARMENT OF SYN FIB KNI/CR	449	103757	10684	62384
611190 BABY GARMENT OF OTH TEX KNI/CR	157970	1759135	35648	979881
611211 TRACK SUITS COTTON KNIT/CROCH		4276		760
611212 TRACK SUITS SYB FIB KNIT/CROCH	186	12453		6806
611219 TRACK SUITS OTH TEX MAT KNI/CR	451	14126	462	5783
611220 SKI SUITS OF WIMEN KNIT/CROCHD		635		1421
611231 MEN/BOYS SWIMWEAR SYN FIB K/CR		123	271	1000
611239 MEN/BOYS SWIMWEAR OTH TEX K/CR	79	79		
611241 WOM/GIRL SWIMWEAR SYN FIB K/CR		32	689	1375
611249 WOM/GIRL SWIMWEAR OTH TEX K/CR	14	1348	9217	10849
611300 GARMENT MADE UP KNIT/CROCH FAB	43395	107539		951
611420 OTH GARMENT COTTON KNIT/CROCH	721	1189		2702
611430 OTH GARMENT MAN-MADE FIB KN/CR	147	4241	29	1630
611490 OTH GARMENT, OTH TEX MAT KN/CRO	3558	38717	4023	34915
611510 GRADUATE COMPRESS HOSIERY	9904	570073	3016	368422
611521 OTHER PANTY HOSE AND TIGHTS				874
611522 O-PANTY HOSE&TIGHTS S-FIB>67DX		35		207
611529 O-PANTY HOSE OTH-TEXTILE MATE	5673	83225	5410	162844
611530 OTH-W-MEN FULL/KNEE LENG HOSIE	1498	113024	325	95796
611594 OTH HOSIERY WOOL/FINE ANI HAIR		867		
611595 OTH HOSIERY OF COTTON	240	37625	30	43784
611596 OTH HOSIERY OF SYNTHETIC FIBRE	79	1646	13	2005
611599 OTH HOSIERY OF OTH TEX MATERIL	385	5513		13402
611610 GLOV, MITTEN, ETC PCAS/RUBER K/C	1449	19087		13120
611691 GLOVE, MITT, MIT KN/CR WOL/HAIR		1570		2400
611692 GLOVE, MITTENS ETC KN/CROC COTT	530	6804	83	3443
611693 GLOVE, MITTENS ETC KNIT SYN FIB	47623	433601	823	33262

Contd.

10.11 Imports by Economic Categories (Detail)

(In Thousand Rupees)

Items	Apr., 2021	From July, 2020	Apr., 2020	From July, 2019	
611699	GLOVE,MITTENS ETC KNIT TEX MAT	1790	43759	3533	43853
611710	SHAWL,SCARVE,MUFFLER,VEILS ETC	13890	200942	3284	94325
611780	OTH MADE UP CLOTHING ACCESRIES	172	2516		4922
611790	PARTS OF GARMENT OR CLOTH ACSS	43	757	35	820
620111	MEN/BOYS OVERCOAT WOOL NOTKNIT		1307		1285
620112	MEN/BOYS OVERCOAT COT NOT KN/C		2		973
620113	OVERCOAT MAN-MADE FIB NOT KNIT		2416		900
620119	OVERCOAT SIM ART OTH TEX MATER	538	10232	1139	34493
620191	OTH OUTER GARMENT WOOL MEN/BOY		3097		4436
620192	OTH OUTER GARMENT COT MEN/BOYS	427	4028	573	22125
620193	OTH OUTER GAR M/MADE FIB M/BOY		10900		12054
620199	OTH OUTER GAR OTH TEX MAT M/BY	2257	8949	1019	11399
620211	OVERCOAT ETC W/GRL WOOL N/KNIT				1797
620212	OVERCOAT ETC W/GRL COT N/KNIT		97		734
620213	OVERCOAT ETC W/GRL M/MAD N/KNIT		1875		10103
620219	OVERCOAT ETC W/GRL O/TEX N/KNIT	312	4846	83	4647
620291	SKI/JACKET W/GRL WOOL NOT KNIT		1		20
620292	SKI/JACKET W/GRL COT NOT KNIT	65	576		1961
620293	SKI/JACKET W/GRL M/MADE N/KNIT		3117		4154
620299	SKI/JACKET W/GRL TEX MAT N/KNIT	294	4428		6479
620311	SUIT MEN/BOYS OF WOOD NOT KNIT	496	5489		540
620312	SUIT MEN/BOYS SYN FIB NOT KNIT	168	9384	97	17082
620319	SUIT MEN/BOYS TEX MAT NOT KNIT	1892	25727	3510	35836
620322	ENSEMBLE MEN/BOY COT NOT KNIT	3606	48829	2696	29487
620323	ENSEMBLE MEN/BOY SYN FIB N/KNIT		942		2128
620329	ENSEMBLE MEN/BOY OTH TEX N/KNIT	3757	100475	1376	148753
620331	JACKET ETC MEN/BOY WOOL N/KNIT	895	1661		3691
620332	JACKET ETC MEN/BOY COT N/KNIT	217	9046		21910
620333	JACKET ETC MEN/BOY SYN FIB N/K	706	24061	12	22613
620339	JACKET ETC MEN/BOY OTH TEX N/K	11463	897819	2176	740534
620341	TROUSER,BIB,BRES ETC WOL M/BOY	10417	59967	2094	72713
620342	OTH TROU BIB M/BOY COTT N/KNIT	16882	105169	9086	187381
620343	OTH TROU BIB M/BOY SYN N/KNIT	1030	38848	9359	88948
620349	OTH TROU BIB M/BOY TEXT N/KNIT	26400	218855	26622	270860
620411	SUIT WOMEN/GRL OF WOOL N/KNIT				918
620412	SUIT WOMEN/GRL OF COT N/KNIT		801		89
620413	SUIT WOMEN/GRL OF SYN N/K		6		4569
620419	SUIT WOMEN/GRL OF TEX MAT N/K	444	2132	51	1947
620422	ENSEMBLE WOMEN OF COT N/KNIT		19	133	310
620423	ENSEMBLE WOMEN OF SYN FIB N/K		115	101	405
620429	ENSEMBLE WOMEN OF TEX FIB N/K		68559	125	1056
620432	JACKET W/GRL OF COT N/KNIT	120	3536	3	12698
620433	JACKET W/GRL OF SYN FIB N/KNIT	495	30777		9755
620439	JACKET W/GRL OF TEX MAT N/KNIT	1712	151806	71	222662
620441	DRESSES W/GRL WOOL NOT KNITTED				8
620442	DRESSES W/GRL COTTON NOT KNIT	309	7288	136	7732
620443	DRESSES W/GRL SYN FIB NOT KNIT	1402	4363		7562
620444	DRESSES W/GRL ART FIB NOT KNIT		879	46	1362
620449	DRESSES W/GRL TEX FIB NOT KNIT	836	4272	809	3779
620452	SKIRTS W/GRL COTTON NOT KNIT	54	701	72	479
620453	SKIRTS W/GRL SYN FIB NOT KNIT	754	1020		1408
620459	SKIRTS W/GRL TEX FIB NOT/KN/CR	1715	4108		5216
620462	TROUSER W/GRL COTTON NOT KNIT	9544	54596	139	50420
620463	TROUSER W/GRL SYN FIB NOT KNIT	1547	9498		17395
620469	TROUSER W/GRL TEX MAT NOT KNIT	9645	100670	3284	161410
620520	SHIRTS MEN/BOYS OF COT N/KNIT	9100	73305	1072	217706
620530	SHIRTS MEN/BOYS OF M/MAD N/KNIT	312	5678		9896
620590	SHIRTS MEN/BOYS OF TEX MAT N/K	31148	151011	17940	174774
620610	BLOUSES W/GRL SILK NOT KNITTED				37
620620	BLOUSES W/GRL WOOL NOT KNITTED		219		
620630	BLOUSES W/GRL COT NOT KNITTED	1525	10613	24	7192

Contd.

10.11 Imports by Economic Categories (Detail)

(In Thousand Rupees)

Items	Apr., 2021	From July, 2020	Apr., 2020	From July, 2019
620640 BLOUSES W/GRL M/MADE NOT KNIT	2959	28481	3056	26222
620690 BLOUSES W/GRL TEX MAT NOT KNIT	1493	15558	706	13894
620711 UNEDERPANT ETC MEN/BOY COTTON	2	1963		556
620719 UNDERPANTS ETC MEN TEX MAT NK	1563	2343		348
620721 NIGHTSHIRT/PYJAMA MEN COT N/K		152		
620722 NIGHTSHIRT/PYJAMA MEN M/MAD NK		118		
620729 NIGHTSHIRT/PYJAMA MEN T/MAT NK	1580	28763	1248	8493
620791 BATHROB ETC MEN COTTON N/KNIT	62	229		1016
620799 BATHROB ETC MEN TEX MAT N/KNIT	272	3899	166	4725
620811 SLIPS/PETTICOAT W/GRL COT N/NK		98		
620819 SLIPS/PETTICOAT W/GRL T/MAT NK	4054	30052	121	6898
620821 NIGHTDRESS/PYJAMA WOMEN COT NK		148		249
620822 NIGHTDRESS/PYJAMA WOMEN M/M NK	90	2972	780	3064
620829 NIGHTDRESS/PYJAMA WOMEN T/M NK	12591	165475	5261	85111
620891 BATHROB ETC W/GRL COTTON N/NK	267	1972		2194
620892 BATHROB ETC W/GRL M/MAD FIB NK	43	8781	227	942
620899 BATHROB ETC W/GRL TEX MAT N/NK	687	14190	18	5071
620920 BABIES GARMENT ETC COT N/KNIT	2053	46752	2198	43156
620930 BABIE GAR&CLOTH SYN FIB N/KNIT	41	7889	696	5801
620990 BABIE GAR&CLOTH TEX MAT N/KNIT	21810	210887	771	75062
621010 GAR MADE UP FAB H-56.02/56.03	1008	339883	20366	29186
621020 OTH GAR MEN/BOY H-6201-11,19		63809	16021	22253
621030 OTH GAR WOM/GRL 6202.11 TO 19		17660	318	892
621040 OTH MEN/BOYS MADE UP FAB	102	514530		157215
621050 OTH MEN WOMEN/GIRL FAB N/KNIT		1338		2321
621111 SWIMWEAR MEN/BOYS NOT KNITTED	34	1934		2978
621112 SWIMWEAR WOM/GIRL NOT KNITTED	74	128		200
621120 SKI SUITS NOT KNIT/CROCHETED	8	20		114
621132 OTH GAR MEN/BOYS OF COTTON		2828		6018
621133 OTH GAR MEN/BOYS OF M/MADE FIB		20464		5963
621139 OTH GAR MEN/BOYS OF TEX MATERI	923	44812	185	20815
621142 OTH GAR WOM/GIRL OF COTTON	230	665		1086
621143 OTH GAR WOM/GIRL OF M/MADE FIB	444	4387		2846
621149 OTH GAR WOM/GIRL OF TEX MATERI	115	20580	12181	16243
621210 BRASSIERES	89247	1079017	40702	520047
621220 GIRDLES AND PANTY-GIRDLES	676	4992	1143	19641
621230 CORSELETTES		23		86
621290 BRACES,SUSPENDERS,GARTER&PARTS	2374	73670	8728	83325
621320 HANDKERCHIEFS OF COTTON	4365	9014	1605	6728
621390 HANDKERCHIEFS OF OTH TEX MAT	3868	26259	4112	35635
621410 SHAWLS,SCARVES ETC & LIKE SILK				324
621420 SHAWLS,SCARVES ETC & LIKE WOOL		2406		49135
621430 SHAWL,SCARVE ETC&LIKE SYN FIB	20	230616		16558
621440 SHAWL,SCARVE ETC&LIKE ART MAT		105		44
621490 SHAWLS OF OTH TEX MATERIALS	46808	692934	5587	560562
621510 TIES,BOW TIES&CRAVATS OF SILK	60	3243	175	3543
621520 TIES,BOW TIES&CRAVATS M/M FIB	134	1002	40	1560
621590 TIES,BOW TIES&CRAVATS TEX MAT	2222	15169	257	30161
621600 GLOVES, MITTENS AND MITTS.	3396	238446	1200	136795
621710 MADE UP CLOTHING ACCESSORIES	434	27015	268	33225
630110 ELECTRIC BLANKETS	281	813		1151
630120 BLANKET/TRAVEL RUGS OF WOOL/H		71		20
630130 BLANKET/TRAVEL RUGS OF COTTON		343	168	1841
630140 BLANKET/TRAVEL RUGS OF SYN FIB	19867	246510	9920	541111
630190 BLANKET/TRAVEL RUGS OF TEX MAT	673	66628	526	179468
630210 BED LINEN,KNITTED/CROCHETED	5734	119089	1114	126097
630221 OTH BED LINEN,PRINTED,N/KNIT		235		7887
630222 OTH BED LINEN,PRINTED M/MADE	220	234		87
630229 OTH BED LINEN,PRINTED MILL-MAD		580		1988
630231 OTH BED LINEN COTTON N/KNIT/CR	119	2761		1654
630232 OTH BED LINEN OF MAN-MADE FIB		1		1365

Contd.

10.11 Imports by Economic Categories (Detail)

(In Thousand Rupees)

Items	Apr., 2021	From July, 2020	Apr., 2020	From July, 2019
630239		275		44505
630240			83	11722
630251	180	596		55
630253		21		1494
630259		1353		20
630260	2881	38836	1050	513
630291	68	263	57	339
630293		350		192
630299	14	1588		300
630312		961		535
630319	1048	10561	33	805
630391		120		58
630392	8783	127091	9014	75869
630399	14	93371	2828	13338
630419		3889	466	1905
630420		528		670
630491		6654	1007	16829
630492		1632		904
630493	208357	913046		87875
630499	61	3233	6	728
630510	1356	10925	4996	45419
630520	166	988		263
630532	11	13848	417	31861
630533	7554	58684	717	14185
630539	5371	78178	11011	209262
630590	428	32059	1713	43160
630612	63373	269348		367449
630619	104	2711	341	3407
630622	309	4264	110	5298
630629	30	21563	28	362273
630630		73		109
630640	624	751		
630690		909	116	449
630710	7959	974055	11150	93462
630720	4020	67293	4213	57136
630790	167098	2312667	706405	1561874
631090	16116	151348	4074	101872
640110	19	11729		2492
640192	150	2423		1544
640199	342	12905	851	2140
640212	200	840		210
640219	30576	222148	6844	35370
640220	3292	149276	18993	193724
640291		306	3146	7271
640299	26675	222843	17061	206268
640312	15	353	9	120
640319	2251	56181	360	80957
640320		4232	314	3445
640340	3023	67786	4832	93541
640359	334	4546	857	5578
640391	2452	4342		11167
640399	3114	59911	1089	108395
640411	27670	385097	700	364889
640419	256148	3855489	132813	3879998
640420	2564	50504		4851
640510	8497	101199	7456	572217
640520	89	30413	2061	26815
650400	17	1973		1153
650500	5897	238591	2120	126792
650610	2476	272423	17079	432471
650691	159	17475	128	3784

Contd.

10.11 Imports by Economic Categories (Detail)

(In Thousand Rupees)

Items	Apr., 2021	From July, 2020	Apr., 2020	From July, 2019	
650699		1228	58078	1097	2863
650700		4295	21686	5341	35282
660110		2172	17723	495	35028
660191		23	103		397
660199		7949	448163	4112	334889
660200		777	11345	1081	19545
660320			315	629	2017
660390			503		372
670100			112014		380
670210	23799		246049	3307	147543
670290	21113		345025	8127	154076
670300			80		31
670411	988		9421	2	14192
670419	2669		84529	148	57928
670420			2120		2013
691090	11		7470	160	5121
691110	147007		2373120	107190	1746804
691190	31106		441646	23985	236409
691200	16809		134976	17102	199705
691310	1377		7292	4	12211
700992	3394		90891	6339	98018
701010	3838		94858	5427	19549
701020	21846		319838	3769	204430
701190			2095		87
701310	13575		107943	316	66469
701322			57		
701328	1095		25174	3224	21309
701333			11		37
701337	6942		73471	4876	37837
701341			20		8
701342			94		231
701349	154166		1777065	47280	1204940
701391			33		624
701590	1432		11297	357	9172
701690	283		2308	22	11542
701710	2219		44895	21041	89549
701720	156		12208	812	6679
701790	9200		81906	18987	112097
701810	130620		1951347	55688	1483431
701820	9460		91580	1439	109454
701939	155848		1128837	126947	764967
701940	4904		48809	1231	21993
701951	2864		54666	2025	29454
701952			1180		
701990	54338		1070320	117587	1108424
711299	7488		57832	2211	89518
711311	10		464		2
711319	129		949	3	1579
711320			265		6
711510	213873		849842	464911	719796
711590	58428		1484533	16527	318521
711610			1317		367
711620	535		23024		26
711711	1036		4341	436	4111
711719	63789		519955	23447	414613
711790	24860		176299	3564	93888
731829	15743		834664	30798	339155
731940	5116		36634	4219	41505
732090	33842		377865	17623	280260
732111	11174		191042	15358	241956
732112	26		2244		1680

Contd.

10.11 Imports by Economic Categories (Detail)

(In Thousand Rupees)

Items	Apr., 2021	From July, 2020	Apr., 2020	From July, 2019
732119 O-COKING APPLI INCL SOLID FUEL	38	3777	379	1834
732181 OTH APPLI FOR GAS & OTH FUELS		9894		13119
732182 OTH APPLI FOR LIQUID FUEL	9556	30774		137
732189 OTH APPL INCL APPLI SOLID FUEL	1398	9461	36	2893
732290 OTH AIR HEATER&HOT AIR DUSTRBU	336	19487	61	4944
732310 IRON/STEEL WOOL,POT SCROEL ETC	10291	300147	27885	275518
732391 OTH BUCKETS OF CAST IRON ENAMA		5903	312	8994
732392 OTH H-HOLD ART CASTIRON ENAMA	232	6338	591	5375
732393 OTH DOMESTIC UTEMISLS STA-STEL	2599	58487	1291	65160
732394 OTH DOMESTIC UTENSIL IRON/STEL	23053	308207	9229	169069
732399 OTH H-HOLD ARTCL, PART THEREOF	20885	336315	17359	480932
732410 SINK&WASH BASIN STAINLESS STEL	30354	341452	23096	204508
732421 BATH TUBS CASTIRON W/N ENAMEL	412	21993	25	7367
732429 OTH BATH,SINK,W-BASIN ENA IRON	14931	233182	9125	178402
741539 OTH THREAD ARTICLES OF COPPER	628	12840	311	10917
741810 TABLE,KITCH/OTH HOUSEHOLD ARTI	20	48		702
741820 OTH SANITARY WARE,PARTS COPPER	18	12635	1159	28413
741910 CHAIN,PARTS THEREOF OF COPPER				206
741991 CAST,MOULDED,STAM,FORGED,COPPE	101	62578		42800
750720 TUBE OR PIPE FITTING NICKEL	22	7761		25275
750810 CLOTH,GRIL NETING OF NICK WIRE		3926		
761490 OTH STRAN WIR,ROP,CABL,PL ALUM	47527	3100144	3148509	6598158
761510 TABLE,KITCH,POT POLISHPAD ALUM	32948	221205	11512	168251
761520 SANITARY WARE&PATS OFALUMINIUM	138	7429	2367	24348
761610 NAILS,BOLT,NUT,SCREW ETC ALUMI	378	7057	171	7688
761691 CLOTH,GRIL,FENCING OF ALUM WIR	551	13517	521	9437
780420 LEAD, POWDERS AND FLAKES		877		
790500 ZINC PLAT SHEET, STRIP & FOIL		57	7	778
800300 TIN BAR, ROD, PROFILE AND WIRE	1095	3636	284	2381
810194 OTH UN-WROUGHT TUNGSTEN,BAR RD				189
810430 RASPIGS,TUMINGS,ETC MAGNESIUM	15	15		16
811292 OTH BASE METALS UNWROUGHT,W/S				14
820900 PLATE STICK,TIPS TOOL CERMET	10972	107147	1642	128337
821000 HAND-OPERATE MECHANICAL APPL	25592	229611	4172	69324
821110 SETS OF ASSORTED ARTICLES	3	539		400
821191 TABLE KNIVES HAVING FIX BLADE.	623	12173	746	19623
821192 OTH KNIVES HAVE FIXED BLADES.	8500	162696	10422	106975
821193 KNIVE OTH THAN FIXE BLADES.	1449	10229	559	5907
821194 BLADES	1194	9750	323	4176
821195 HANDLES OF BASE METAL		695	15	95
821210 RAZORS	128488	762962	88206	662436
821220 SAFETY RAZOR BLADES,	41666	406790	34826	210341
821290 OTHER PARTS	1833	67773	787	22482
821300 SCISSORS,TAILORS,SHEARS BLADE	4670	67588	671	39222
821410 PAPER KNIVES,LETTER OPENER,ETC	5310	49788	4738	61355
821420 MANICURE OR PEDICURE SETS.	4693	25835	387	19586
821490 OTH ARTICLES OF CUTLERY .	6540	108547	1713	32409
821510 SET OF ASORTED ARTICLE-PRECMTL		500		
821520 OTH SETS OF ASSORTED ARTICLE.	431	42237	195	17821
821591 OTH ARTICLE,NOT INSETS,PLATED		197		
821599 OTHER ARTICLES	4759	73183	3836	76745
830110 PADLOCKS	124177	1948376	23336	280470
830120 LOCKS FOR MOTOR VEHICLES.	13366	192373	46707	611711
830130 LOCKS FOR FURNITURE	19152	337500	15974	372224
830140 OTHER LOCKS	45254	553849	31614	415162
830150 CLASPS AND FRAMES WITH CLASPS.		1693		508
830160 PARTS OF LOCKS	46482	1246813	34575	755920
830170 KEYS PRESENTED SEPARATELY	1771	19609	845	10593
830210 HINGES	54113	677467	43508	568693
830220 CASTORS	34539	436388	35740	355468
830230 OTH MOUNTING,FITING MOT-VEHICL	1220	10701	568	15821

Contd.

10.11 Imports by Economic Categories (Detail)

(In Thousand Rupees)

Items	Apr., 2021	From July, 2020	Apr., 2020	From July, 2019	
830241	OTH MOUNTING,FITING BUILDING	720	21996	1736	27507
830242	OTH MOUNTING,FITING FURNITURES	53103	1015278	77122	959249
830249	OTH FITINGS OF BASE METAL N.S.	57120	931612	26051	709228
830250	HAT-RACKS,HAT-PEGS,BRACKET&FIX	18935	41268	4244	22873
830300	ARMoured/REINFORCED SAF B-MTL.	981	43398	100	46468
830400	FILING CARD-INDEX CABINET/TRAY	499	34791	218	8328
830510	FITTING FOR LOOSE-LEAF BINDERS		509		3462
830520	STAPLES IN STRIPS	18378	206968	8645	201446
830590	OTH, INCLUDING PARTS	13349	166980	4891	146261
830610	BELLS,GONGS ETC.ELECTRIC METAL	3243	23440	315	16631
830621	STATUETT OTH ORNAMENT BASE MTL	133	381		
830629	OTH STATUETT OTH ORNAMENT	16037	203330	6836	191618
830630	PHOTOGRAPH,PICTURE FRAME MIRROR	243	1774		1214
830710	FLEXIBLE TUBING OF IRON/STEEL	31550	226837	17046	189060
830790	FLEXIBLE TUBING OF BASE METAL	25102	607087	33513	256228
830810	HOOKS, EYES AND EYELETS	31468	775409	31434	622507
830820	TUBULAR OR BIFURCATED RIVET	1296	32542	1083	22042
830890	OTH ARTICLES B/METAL INC/PARTS	58781	483801	15872	324740
830910	CROWN CORKS OF BASE METAL	517	1088	144	192
830990	OTH;SCREW CAPS POURING STOPERS	185472	954977	143263	1090971
831000	SIGN-NAME PLATE,ETC.BASE METAL	3692	75071	6431	60135
831110	COATED ELECTRODE OF BASE METAL	109367	1285816	71347	680370
831120	CORED WIRE OF BASE METAL,	19352	184946	1859	81545
831130	COATED RODS&CORED WIRE,B/METAL	6431	141392	4722	93817
851290	PARTS OF THE HEADING NO.85.12	14760	364430	16655	343671
852290	OTH T/COM EQ/AC HD 85.19-85.21	142673	1683820	52668	1243563
852321	CARDS INCORPORTAING MAG STRIPE	46167	688549	33029	1525485
852329	MAGNETIC DISCS	5740	21724	29	6159
852341	OTHER OPTICAL MEDIA UNRECORDED	16722	89596	2504	16812
852349	OTHER OPTICAL MEDIA	2815116	14843242	3280608	13910199
852351	SOLID STATE NON-VOLATILE STORA	19022	227457	2787	290534
852352	SMART CARDS SEMICONDC MEDIA	332137	2036190	64699	2264825
852359	PROXIMITY CARDS AND TAGS	130175	950763	82218	715251
870990	PARTS,H-NO.87.09 OF WORK TRUCK	7246	18414		5986
871499	OTHER,PARTS AND ACCESSORIES	31567	352184	22215	261645
880390	OTH PARTS OF H-88.01 OR 88.02	51897	1842553	81413	4221641
902000	OTH BREATHING APP & GAS MASK,	45936	616379	506035	869855
902110	ORTHOPAEDIC/FRACTURE APPLIANCE	5838	99208	19189	146789
902121	ARTIFICIAL TEETH		1127		1358
902129	OTHER; DENTAL FITTINGS	8	10644	2452	33297
902131	ARTIFICIAL JOINTS	74728	828789	20219	1348227
902139	OTH ARTIFICIAL PARTS OF BODY	154771	1273722	111617	2345300
902140	HEARING AIDS,EXCL PART/ACCESSO	46405	486353	48226	562584
902150	PACEMAKER STIMULAT HEART MUSCL	75379	518325	67209	506871
903300	PARTS& ACCE OF HEARING AIDS	17143	331407	13693	287290
910111	WRIST WATCH,ELE OPE,MECH DISPL	7034	33154		194
910119	O-W-WATCH ELECTRICALLY OPERATED	13203	94202	3734	40985
910121	O-WRIS-WATCH,AUTOMATIC WINDING				2930
910129	O-W-WATCH,W/N INCO.STOP WATCH	122	3250	6	1224
910191	OTH. POCKET-WATCH ELE OPERATED	47	819		31936
910199	O-WATCHES INCL STOP WATCHES	2490	11719	4927	16921
910211	W-WATCH,MACH DISPL O/TH H-9101	29662	518356	9929	185368
910212	W-WATCH,OPTO ELECTRONIC DISPLY		99		
910219	O-W-WATCH W/N INCOR STOP WATCH	2323	80700	715	111292
910221	W-WATCH,AUTO-WIND O/T H-9101		626	48	10576
910229	O-W-WATCH O/THAN H-9101	164168	754904	1789	448180
910291	OTH, POCKET-WATCH ELE OPERATED				842
910299	O-POCKET/STOP WATCH O/T H-9101	732	28462	2782	8329
910310	CLOCK WATCH MOVE ELECT OPERATD				151
910390	OTH,CLOCKS WATCH MOV EX.91.04	1747	4213	45	3129
910400	INS PANEL CLOCK-AIR&SPACECRAFT	4	14		279

Contd.

10.11 Imports by Economic Categories (Detail)

(In Thousand Rupees)

Items	Apr., 2021	From July, 2020	Apr., 2020	From July, 2019
910511 ALARAM CLOCK,ELECTRICALLY OPE.		3569	70	8646
910519 OTHER, ALARAM CLOCK	1074	14077	128	8008
910521 WALL CLOCK,ELECTRICALLY OPERAT	362	13842	620	13801
910529 OTHER WALL CLOCKS	6427	71043	7355	68999
910591 OTH,CLOCK ELECTRICALLY OPERATD	2254	7504	534	7858
910599 OTHER CLOCKS	2712	10370	638	9655
910610 TIME-REGISTER,TIME RECORDERS	487	6313		8243
910690 OTH,TIME OR DAY RECORDING APPA	571	19586	1473	33219
910700 TIME SWITCHES WITH CLOCK/WATCH	17702	310757	7518	251225
910811 WATCH MOVE ELEC.OPE MACH DISPL		18		398
910812 WATCH OPTO-ELECTRONIC DISPLAY		449		199
910819 OTH,WATCH MOVE ELECT.OPERATED	41	1236	56	1029
910890 OTH,WATCH MOVE COMPLETE ASSEMB	43	279	1314	5849
910910 ELE OPER.CLOCK MOVE COMP/ASSEMB		2034		250
910990 OTH CLOCK MOVEMENT COMP&ASSEMB	2488	25550	4081	13758
911011 COMP MOVE,UNASSEMBLED WATCH	449	4540		9357
911019 ROUGH MOVEMENTS,OF WATCHES		28		
911090 OTH,COMP MOVE WATCH/CLOCK UN-A	134	1274	945	5265
911120 WATCH CASES BASE METAL,W/N G/S		883		2242
911180 OTHER;WATCH CASES		4307	369	15214
911190 PARTS OF WATCH CASES	2422	26813	538	24234
911220 CLOCK CASE&CASE OF SIMIL GOODS	629	5688	18	2337
911290 PART OF CLOCK CASE/SIMILR CASE	93	6353	936	3548
911320 WATCH STRAPS,BAND OF BASE METL	465	2129		
911390 OTH,WATCH STRAPS,BANDS PART	10971	147813	3245	161665
911410 SPRINGS,INCLUDING HAIR-SPRINGS		1495		376
911430 DIALS		539		1905
911440 PLATES AND BRIDGES		2		17
911490 OTH;CLOCKS OR WATCH PARTS,N.S.	9985	124508	1899	125243
920110 UPRIGHT PIANOS	31	3435	545	5842
920120 GRAND PIANOS		317		1077
920190 OTH,HARPSICHORD KEYBOARD STRIN	2503	29333	4674	26425
920210 OTH STRING PLAYED WITH A BOW		247	166	253
920290 OTH,STRING MUSICAL INSTRUMENTS	2873	50979	7465	57115
920510 BRASS-WIND INSTRUMENTS	47	266		1147
920590 OTH,WIND MISICAL INSTRUMENTS,NS	214	612		881
920600 PERCUSSION MUSICAL INSTRUMENTS	123	675		1528
920710 KEYBOARD INS,O/THN ACCORDIONS	137	6759	1053	7350
920790 OTH,MUSICAL INSTRUMENTS	43	7376	446	5142
920810 MUSICAL BOXES		7434	1517	13232
920890 OTH;MECHANICAL STRET ORGAN,INS	2812	52549	6427	48511
920930 MUSICAL INSTRUMENT STRINGS	86	249		336
920991 OTH PARTS & ACCE FOR PIANOS.				2
920992 PARTS&ACCE MUSICAL INS H-92.02		2059	7	699
920994 PARTS&ACCE MUSICAL INS H92.07		129		45
920999 OTH;PARTS&ACCE(CARDS,DISCS)	86	142	36	6294
930110 ARTILERY WEAPONS(GUNS/MORTAR)		345		
930190 OTHER MILITARY WAPONS		1094		17367
930200 REVOLVERS PISTOLS,O/TH93.3.04	210757	633647		397
930320 OTH,SPORTING,HUNTING SHOTGUNS	9372	43483		111210
930330 OTH,SPORT,HUNTING,SHOTING RIFL	1139	38541		581
930390 OTH;FIREARMS,DEVIC OPE FIR EXP		62		69
930400 OTH,ARMS OF HEADING NO.93.07	346	45266	8577	55547
930510 PARTS ACCE OF REVOLVERS,PISTOL	28	105		16
930520 PARTS&ACC.SHOTGUNS/RIFL.H-9303	2080	6871		569
930591 OTH PART MILTARY WEAPON H93.01				41
930599 OTH PART&ACCE.ARTILERY H93.01		139	51	530
930621 SHORTGUN CARTRIDGES		73024		5014
930629 OTH,PARTS OF SHORTGUNS CARTRIG		4009		10333
930630 OTH,CARTRIDG & PARTS THEREOF.		34646		39
930700 SWORDS,CUTLASSES,BAYONETS,LANC	41	163		277

Contd.

10.11 Imports by Economic Categories (Detail)

(In Thousand Rupees)

Items	Apr., 2021	From July, 2020	Apr., 2020	From July, 2019
940110 SEATS OF A KIND USED,AIRCRAFT.	68	3600		13381
940120 SEATS FOR MOTOR VEHICLES.	7969	42030	1749	23926
940130 SWIVEL SEATS VARIABLE HEIGHT.	14918	326374	16907	267149
940140 SEATS O/THN GARDEN SEATS,CAMP	2963	28917	1499	34226
940153 SEATS OF RATTAN				102
940159 OTH SEATS AND PARTS THEREOF	2962	7859		12575
940161 OT,SEATS UPHOLSTERED WOOD FRAM	1732	40889	4267	56109
940169 OTHER SEATS,WITH WOODEN FRAMES	1044	27164	263	30528
940171 OT-SEATS UPHOLSTERED METALFRAM	17265	150708	13029	132169
940179 OTHER SEATS;WITH METAL FRAMES	40953	319547	25625	332688
940180 OTHER SEATS WITH METSL FRAMES	21664	176357	12064	197078
940190 PART OF THE SEATS OF H-94.01.	408696	3123718	174811	1894755
940310 METAL FURNITURE USED IN OFFICE	459	54349	15082	43515
940320 OTH,METAL FURNITURE O/THN OFFI	18274	163853	4874	194868
940330 WOODEN FURNITURE-OFFICE USE	4390	97830	2907	97462
940340 WOODEN FURNITURE-KITCHEN UES	7169	73367	4515	85065
940350 WOODEN FURNITURE FOR BEDROOMS	13346	264673	8067	282275
940360 OTHER WOODEN FURNITURE	10847	177019	8752	159630
940370 FURNITURE OF PLASTICS	4163	63642	4314	65447
940382 FURNITURE OF BAMBOO		2		318
940383 FURNITURE OF RATTAN		22		332
940389 OTHER FURNITURE OF CANE, OSIER	3233	39233	5505	34480
940390 PARTS FURNITURE H -NO.94.03.	6554	111893	3437	102618
940410 MATTRESS SUPPORTS	82	117203	925	133494
940421 MATTRESS CELLU RUBBER/PLSTIC	74	1121		3389
940429 MATTRESS OF OTHER MATERIALS	263	9281	398	15112
940430 SLEEPING BAGS	13856	43980		1390
940490 OTH,ARTI BEDDING&SIMI FURNISH.	1396	67840	9146	86670
940510 CHANDELIERS & OTH ELE CEILING.	262892	2721487	149528	3057246
940520 ELECTRIC TABLES,DESK,BEDSIDE	4579	63427	1391	50283
940530 LIGHTING SETS CHRISTMASTREES	36653	644584	4341	398308
940540 OTH ELE LAMPS,LIGHTING FITTING	221967	746880	53976	713012
940550 NON-ELE LAMPS LIHTING FITTING.	1306	12883	535	9524
940592 PARTS OF PLASTIC H-94.05,N.E.S	310	11468	307	18434
940610 GREEN HOUSES OF WOOD	74958	739119	65	132789
940690 OTHER PRE. FABRICATED BUILD	204246	2596858	408033	2595625
950300 TRICYCLES,SCOOTERS,PADAL CARS	536943	3798074	367628	3557010
950420 ARTI&ACCE, BILLIARDS ALL KIND	412	20948	7097	34743
950430 OTH GAMES OPERATED BY COIN	8777	12549		22221
950440 PLAYING CARDS	10523	78274	10507	70421
950450 VIDEO GAMES CONSOLES&MACHINES	509	6922	66	9360
950490 OTH;ARTICLES FOR FUNFAIR,TABLE	3389	53289	2350	49059
950510 ARTI FOR CHRISTMAS FESTIVITES.	70	2630	1152	6970
950590 OTHER ENTERTAINMENT ARTICLES	30847	546456	24553	360645
950611 SNOW SKIS		7		
950612 SKI-FASTENINGS(SKI-BINDINGS)				1351
950619 OTH;SNOW SKI EQUIPMENT.	254	1476	38	2883
950629 OTH;WATER SKI,SURF BOARD W-SPO	953	3008	934	4278
950631 GOLF CLUBS COMPLE/OTH GOLF EQU	6	191		43
950632 GOLF BALLS	613	2159	88	3795
950639 OTHER;GOLF EQUIPMENTS	1010	9391	164	6427
950640 ARTI,EQUIP FOR TABLE-TENNIS.	364	5033	137	6354
950651 LAWN-TENNIS RACKETS,W/N STRUNG	911	3554		1362
950659 OTH; BADMINTON,SIMILAR RACKET	4088	62218	837	92269
950661 LAWN TENNIS BALLS	101	49552	12205	154392
950662 INFLATABLE BALLS	12319	166986	15840	132583
950669 OTH BALL O/THN GOLF,T-TEN BALL	5180	29230	1253	28656
950670 ICE SKATES,ROLLER INCL SKABOOT	353	16702	497	13389
950691 EQUIP. FOR OTHER PHY EXERCISE	104881	970882	57107	820291
950699 OTHER;SPORTS GOODS N.E.S.	9899	144064	8940	153008
950710 FISHING RODS	189	864	7	953

Contd.

10.11 Imports by Economic Categories (Detail)

(In Thousand Rupees)

Items	Apr., 2021	From July, 2020	Apr., 2020	From July, 2019
950720 FISH -HOOKS,W/N SNELLED	205	7300		2874
950730 FISHING REELS	95	1659		374
950790 OTH LINE FISHING TACKLE NETS	280	26853	192	6554
950810 TRAVELLING CIRCUSES/MENAGERIES		211		3164
950890 SWINGS,SHOOTING GALLERIES ETC.	10014	100091	5972	99262
960110 WORKED IVORY,ARTICLES OF IVORY		25		
960190 OTH,ANIMAL CARVING MATERIL,ART	20	511		315
960200 WORKED VEGE,MINERAL MATERIAL	101167	1427937	105535	1337900
960310 BROOM,BRUSHE,CONS TWIN,VEG-MAT	4917	24186	1085	17171
960321 TOOTH BRUSHE,INCL DENT-PLA BRU	25922	374596	25601	308768
960329 OTH;SHAVING,HAIR,NAIL BRUSHES.	11477	153833	7273	82703
960330 ARTST,WRITING,SIMILAR BRUSHES	8757	76807	3380	43781
960340 PAINT,DISTEPEP,VARNISH BRUSHES	410	11272	217	9016
960350 OTH BRUSHES CONSTI PART MACHIN	4293	46138	4772	55871
960390 OTH;HAND OPE MECHNICAL F-SWEPR	27983	277491	8651	268372
960400 HAND SIEVES AND HAND RIDDLES.	341	2041	210	1635
960500 TRAVEL SETS FOR PERSONALTOILE.	1424	6979	1578	26127
960610 PRESS-FASTENERS,SNAP-FASTENER.	28252	414995	29799	349721
960621 BUTTON OF PLASTICS,NOT COVERED	46652	602392	9081	404372
960622 BUTON OF BASE METAL,COVER TXT	9070	88128	7736	133574
960629 OTHER BUTTONS	7669	121866	4208	126135
960630 BUTTON MOULD,PART,BUTTON BLANK	2750	6289		976
960711 SLIDE FASTENER FIT CHAIN SCOP.	10154	173359	4265	240701
960719 OTHER;SLIDE FASTENERS	134534	1583296	84544	1338637
960720 PARTS; SLIDE FASTENERS	117760	912907	3018	148097
960810 BALL POINT PENS	41170	130812	3878	73765
960820 FELT TIPPED.PORUS TIPPED PEN	80975	345258	6719	176641
960830 FOUNTAIN PEN,STYLOGRAPH PEN	1911	46035	3401	79181
960840 PROPELLING OR SLIDING PENCILS	124	186		953
960850 SETS OF ARTICLS FROM TWO FOR-H	1025	5232	314	9103
960860 REFILLS FOR BALL POINT PEN.	28765	137910	18178	233432
960891 PEN NIBS AND NIB POINTS	21769	244750	21636	421033
960899 OTH;PEN,PENCILE,SIMILAR HOLDER	18356	238297	27946	327087
960910 PENCILS&CRAYON W-LEADS ENCASD.	93482	1072146	41361	1249486
960920 PENCIL LEADS,BLACK OR COLOURED	4199	27717	554	70936
960990 OTH;PENCIL,DRAWING CHARCOALS.	6009	72442	1168	76878
961000 SLATES&BOARDS,WRITNG/DRAWIN	4770	48410	2761	57179
961100 DATE,SEALING OR NUMBERING STAM	4460	24408	888	18628
961210 TYPEWRITER OR SIMILAR RIBBONS	30061	235302	24086	285660
961220 INK-PADS	304	1328	74	1600
961310 POCKET LIGHTERS,GAS FUELLED	4356	9282	118	40535
961320 POCKET LIGH,GAS FUELL,REFILLAB	2617	40380	203	28146
961380 OTHER LIGHTERS	14108	68036	669	41191
961390 PARTS OF CIGARETTE LIGHTERS	15979	206389	19790	138312
961400 SMOKING PIPE&CIGAR OR CIG.HOLD	1686	18648	321	19398
961511 COMBS,HAIR-SLIDES,OF HARD RBER	639	35207	1470	38866
961519 OTH;HAIRPINS,CURLING PINS,LIKE	744	18947	251	21254
961590 OTH;COMES HAIR-SLIDES,LIKE,PAR	123149	759744	35322	614876
961610 SCENT SPRAY SIMI TOILET SPRAY	23745	341815	17815	137009
961620 POWDER-PUFFS&PADS FOR APPLICA	3622	46726	2189	35633
961700 VACCUM FLASKS&OTH VACUM VESS	22964	405737	12308	289001
961800 TAILORS,DUMMIERS&OTH LAY FING.	2602	41393	3637	38695
962000 MONOPODS, BIPODS, TRIPODS	3792	45798	1857	20444
970110 PAINTING,DRAWING,PASTELS.	22275	78818	183	177769
970190 OTH COLLAGES&SIMI DECORATIVE	481	8284	329	25350
970200 ORIGINAL ENGRAVINGS,PRINTS.				190
970300 ORIGINAL SCULPTURES&STATUARY	37	2020		617
970400 POSTAGE&REVENUE STAMPS,ST-POS	8	364	14	134
970500 COLLECTIONS&COLLECTORS, PIECS.		195		4713
970600 ANTIQUES OF AN AGE EXE 100 YE.				123
990900 TRANSACTIONS LESS THAN RS.1000	19	1088208	44	2519724

Contd.

10.11 Imports by Economic Categories (Detail)

(In Thousand Rupees)

Items	Apr., 2021	From July, 2020	Apr., 2020	From July, 2019
991000 SAMPLES HAVING NO-COMMER VALUE	53085	6172858	2050	2612532
2. RAW MATERIAL TOTAL (A + B)	467030885	3852180537	302022904*	3219418279
A. CONSUMER GOODS TOTAL	380752329	3055694707	240838506*	2574672058
020990 O, POULTRY FAT FR/CH/FZ,DRI,SM		19263		
050400 GUTS,BLADERS,STOMACH OF ANIMAL	11192	110717		20016
050510 FEATHER,USED FOR STUFFING;DOWN		694		6560
050590 OTH SKINS AND PARTS OF BIRDS	20559	20559		29671
050610 OSSEIN,BONES TREATED WITH ACID	1344	6663	725	18233
050690 OTH POWDER & WASTE OF BONES	886	24103		16741
050790 OTH TORTOISE-SHELL WHALEBONE	357	7555	1156	1360
050800 CORAL&SIMILAR MATERIAL/POWDER		3792		496
051000 AMBERGRIS,CASTOREUM CIVET,MUSK		529		914
051110 BOVINE SEMEN	14510	494900	2237	227101
051191 PRODUCTS OF FISH, CRUSTACEANS		1859	513	3499
051199 OTH ANIMAL PRODUCTS NOT ELSWHE		167981		103
060110 BULBS TUBERS,TUBEROU,ROOT,ETC	5743	54167		115613
060210 UN-ROOTED CUTTING AND SLIPS	8	196		200
060220 TREES,SHRUBS,BUSHES,GRAFTED	15255	72258		46796
060290 OTHER LIVE PLANTS	178	147654	1049	9886
060311 ROSES FRESH	43	1388		1775
060314 CHRYSANTHEMUMS FRESH		9025		29294
060315 LILIES FRESH		56		
060319 OTH FRESH FLOWER,BUDS FOR BOUQ	1386	45608		28821
060390 OTH FLOWERS & FLOWERS BUDS	656	10861		12368
060420 FOLIAGE,BRANCHES, PARTS FRESH				23395
060490 O.PARTS OF PLANTS FOR BOUQUETS		137		11010
110812 MAIZE (CORN), STARCH	94125	238800	36079	198683
110813 POTATO, STARCH	51603	464162	15246	528708
110814 MANIOC (CASSAVA) STARCH	6091	56385	10732	71352
110819 OTHER STARCHES		1483		3832
110820 INULIN		48017	5056	70453
110900 WHEAT GLUTEN,WHETHER/NOT DRIED	4777	215060	26230	176852
120110 SOYA BEAN SEED	21447110	140289635	12063754	96054774
120190 SOYA BEAN,W.OR-N-BROKEN/SHELED				93
120241 OTH GROUND NUTS IN SHELL	1425	256541	330	37234
120242 GROUND-NUTS SHELLED BROKEN/N-B	45665	1114395	47046	561849
120300 COPRA	117808	2203733	83147	1776712
120400 LINSEED,WHETHER OR NOT BROKEN		6610		
120510 LOW ERUCIC ACID RAPE/COLZASEED	12714529	58148805	9204346	41976885
120590 OTHER RAPE/COLZA SEED		69743		36357
120600 SUNFLOWER SEED,WHETH/NOT BROKE	3232	955604	3734	810399
120740 SESAMUM (SESAME) SEEDS				71
120750 MUSTARD SEEDS		21		106926
120760 SAFFLOWER SEEDS		36815		6748
120770 MELON SEEDS		5781		16889
120799 OTH,OIL SEED/OLEAGINOUS FRUITS		5756		2456
120810 FLOUR AND MEALS OF SOYA BEANS		10315		6720
120910 SUGAR BEET SEED USE FOR SOWING		157515		135846
120921 LUCERNE (ALFALFA) SEED	12008	514345		212552
120922 CLOVER (TRIFOLIUM) SEED		2676064		2018414
120925 REY GRASS SEED		10867		9243
120929 OTHER SEEDS OF FORAGE PLANTS	36382	849041	83839	626805
120930 SEED OF HERBACEOUS PLANTS				12
120991 OTHER; VEGETABLE SEEDS	431828	6543478	236387	4242014
120999 OTH SEEDS OF FRUIT FOR SOWING	28104	287620		90962
121190 OTH PLANTS AND PARTS OF PLANTS	156656	1322605	73234	576115

Contd.

10.11 Imports by Economic Categories (Detail)

(In Thousand Rupees)

Items	Apr., 2021	From July, 2020	Apr., 2020	From July, 2019
121221 SEAWEDS/ALGAE FIT FOR HUMAN		3188		2578
130190 OTH;NATURAL GUM,RESIN & BALSAM	37391	375227	46385	438832
130212 SAP AND EXTRACTS OF LIQUORICE	56	4065	928	2995
130213 SAP AND EXTRACTS OF HOPS	957	1831		
130219 OTH SAPS & EXTRACT OTH VEG SAP	171546	772544	52136	645807
130220 PECTIC SUBSTANCES,PECTINATES	45827	290887	73418	368481
130231 AGAR-AGAR		97694		57507
130232 MUCILAGES&THICKENERS,LOC SEED	38247	250505	20912	249660
130239 OTHER MUCILAGES AND THICKENERS	54393	514725	40643	519532
140110 BAMBOOS	9265	165726	10966	152762
140120 RATTANS	5408	84250	1629	96145
140190 OTH VEG MATERIAL USED PLAITING				55
140490 TENDU LEAVES(BIDI LEAVES)	482387	5116991	291256	4615542
150190 POULTRY FAT OTH THAN H-02.09	20781	104477	8276	36489
150210 TALLOW (OTHER THAN OF H-15.03)	10929	261942	16501	413062
150300 LARD STEARIN/OIL,TALLOW OILS		9		
150410 FISH-LIVER OILS THEIR FRACTION		5634		1600
150420 FATS OILS THEIR FRACT OF FISH	3264	7039		6181
150500 WOOL GREASE,CRUDE,FETTY SUBS	7713	63005	5934	85818
150600 OTH ANIMAL FATS AND OILS/FRACT		1417		453
150710 SOYABEAN OIL & ITS FRACT CRUDE	2153789	10153035	102974	6999716
150790 OTH SOYABEAN OIL & IT FRACTION		48858	11540	229060
150890 OTH GROUND NUT OIL & ITS FRACT	2212	4414	960	3719
150910 OLIVE OIL & ITS FRACT (VIRGIN)	62660	483638	25411	208921
150990 OTH OLIVE OIL & ITS FRACTIONS	157338	1202645	75091	925772
151000 OTH OIL/FR,INCL BLENDS OF OIL		1474	7952	7952
151110 PALM OIL & ITS FRACTIONS CRUDE	1760205	20606702	828506	16951395
151190 OTH PALM OIL & ITS FRACTIONS	41294512	322888335	30379057	229773831
151211 SUNFLOWER-SEED/SAFLOWER OILCRU		1533		
151219 OTH SUNFLOWER SEE&SAFLOWER OIL	7206	73524	19369	58931
151229 OTH COTTON SEED OIL & IT FRACT				17
151311 COCONUT OIL,ITS FRACTION CRUDE		23287		126578
151319 OTH COCONUT OIL,ITS FRACTIONS	109345	774758	37161	542031
151329 OTH PALM KERNEL/BABASSU OIL	213859	1038714	43931	412808
151419 OTH COLZA/MUSTER OIL,FRA/CRUDE	4236	5683		4478
151499 OTH RAPE SEED OIL ITS FRACTION	185	272		12807
151511 LINSEED OIL & ITS FRACT CRUDE		9279		7189
151519 OTH LINSEED OIL & ITS FRACTION		1516		3815
151529 OTH MAIZE OIL & ITS FRACTIONS	43269	265991	27423	224797
151530 CASTOR OIL AND ITS FRACTIONS	22589	175344	679	40055
151550 SESAME OIL & ITS FRACTIONS	1132	13025	479	4036
151590 OTH FIXED VEGETABLE OILS/FRACT	13816	52431	4744	20188
151620 VEG FATS/OILS AND ITS FRACTION	412280	3219276	137500	2174101
151710 MARGARINE,EXCL LIQUID MARGARIN	28574	127627	12327	127774
151790 OTH MARGARIN,EDIB MIX/PREP ETC	227660	2060198	303591	2671875
151800 ANIMAL/VEG FAT/OILOXIDISE ETC	39161	307455	33209	273128
152000 GLYSEROL,CRUDE WATER & LYES	31734	271047		162085
152110 VEG WAX WHETHER OR NOT REFINED	2868	49493	14048	69562
152190 OTH BEES WAXES,OTH INSECT WAX		76307		34782
152200 DEGRAS,RESIDUES ANIM/VEG WAXES	1778	290332	33500	287905
160100 SAUSE,PROD MEAT-FOOD PREP OFFL		15167	5123	25849
220710 UNDENATURE ETHYL ALCOHOL O/SPR	13511	254926	8946	35901
220720 ETHYL ALCOHOL/OTH SPIRITS DEN	33738	70817		65
240120 TOBACO-WHOLY/PARTLY STE/STRIP	253644	1817355	4138	2646440
240130 TOBACCO REFUSE	24406	144177		24904
251010 AAT,C/PHOS,ALUM/C/PHOS&PH/CUG	3442854	9580020	846515	4562741
261610 SILVER ORES AND CONCENTRATES				85
261690 OTH,PRECIOUS METAL ORE/CONCT				55
270810 PITCH		46381		31627
270820 PITCH COKE	105	105		1895
270900 PETROLEUM OILS FROM BITUMINOUS	58789729	386374417	9587543	392442575

Contd.

10.11 Imports by Economic Categories (Detail)

(In Thousand Rupees)

Items	Apr., 2021	From July, 2020	Apr., 2020	From July, 2019
271019 KEROSENE,INCL KER.TY. JET FUEL	17005217	192132008	27551010	192004811
271020 PETROLEUM OILS(OTH THAN CRUDE)	1291	7940	670	714
271099 OTH WASTE OILS		66685		3225
271111 NATURAL GAS,LIQUIFIED	45117408	324392195	24895725	374803702
271112 PROPANE, LIQUIFIED	5200	10695	3858	23453
271113 BUTANES, LIQUIFIED		127	12	1189
271119 OTH GAS HYDROCARBONS LIQUIFIED	7188557	63891916	4432189	42818135
271121 NATURAL GAS,IN GASEOUS STATE		1535	279	8045
271290 OTH PETROLEUM WAX ETC	34640	559885	23667	482319
271311 PETROLEUM COKE;NOT CALCINED	514056	2892211	518211	5525250
271312 PETROLEUM COKE; CALCINED	17288	69547		184123
271320 PETROLEUM BITUMEN	569361	3339339	84436	1595372
271490 OTH BITUMEN & ASPHALT NATURAL.		7135	10511	188484
290110 SATURATED ACYCLIC HYDROCARBONS	29511	152391	19339	71808
290121 UNSATURATED ETHYLENE.	698326	8334074		6798569
290129 OTH UNSATURATE ACYCLIC HYDCARBN	6768	38757	7329	37078
290211 CYCLOHEXANE	11500	34623		32256
290219 OTH CYCLANES/CYCLOTERPENES	80545	532523	70465	449672
290220 BENZENE, PURE	15	87		
290230 TOLUENE, PURE	57397	840471	37340	842354
290241 O-XYLENE	292562	2212064		2212835
290242 M-XYLENE		4		
290243 P-XYLENE	4133753	30687349	3182359	32726516
290244 MIXED XYLENE ISOMERS	35	21575	6275	75724
290250 STYRENE	1718611	11593050	1152669	8208043
290260 ETHYLBENZENE		6435		5402
290290 OTH CYCLEC HYDROCARBONS	8963	114959	11199	108314
290311 CHLOROMETHANE,& CHLOROETHANE		2		
290312 DICHLOROMETHANE(METHYLEN CHLRD	97294	586562	71322	494569
290313 CHOLOROFORM(TRICHLOROMETHANE)	85868	566138	32392	640664
290315 ETHYLENE DICHLORIDE(1,2-DI CH)	610315	3985949	5942	2208407
290319 OTH SATAR DERIV ACYCL HYDCARBN	6698	90154		165494
290321 UNSATURATED VINYL CHLORIDE	909903	3181894	377651	838465
290322 UNSATURATED TRICHLOROETHYLENE	34032	295394	35620	290677
290323 UNSATURATE TETRACHLOROETHYLENE		105712	8312	108935
290329 OTH UNSATUR DERIV ACYCL H'CARB		1276		1288
290339 OTH FLUORINATED,BRO DERIVATIES	226984	2168548	141157	1394377
290371 CHLORODIFLUOROMETHANE	562	508274	12260	651049
290373 DICHLOROFLUOROETHANES		20515		99928
290374 CHLORODIFLUOROETHANES		16022		10891
290377 PENTACHLOROFLUORO METHANE		6651		9226
290379 OTH CHLORODIFLUOROMETHANE		62		973
290381 1,2,3,4,5,6HEXACHLORO CYCLOHEX				618
290389 OTH HELOGEN DERIV CYCLANIC ETC		51		
290391 CHLOROBENZENE,O-DI/P-DI CHLORO		19454	2302	15578
290393 PENTACHLOROBENZENE (ISO)		43		17
290399 OTH HALOGENATED DERIV H.CARBON	691	1936	4024	9343
290410 DERIV SULPHO GRP IT SALT/EYHYL	51587	197672	13642	161206
290420 DERIVAT ONLY NITRO/NITRO GROUP	4253	97912	7157	57332
290434 POTASIU PERFLUROCTANE SULPHON		6		
290435 O.SALT PERFLUROCTANE SULP ACID		30		
290499 OTH DERIVATIVE NITRO/NITROSO	28490	168324	9361	82503
290511 SATURAT METHANOL(METHYL ALCHL)	1242487	7345226	207955	5237586
290512 PROPYL/ISOPROPYL ALCOHOL	228302	2820409	205943	1844827
290513 SATUR BUTAN-I-01(N-BUTYLALVHL		49196	5279	118398
290514 OTHER SATURATED BUTANOLS	80510	450184	5029	253113
290516 SATUR OCTANOL/ISOMERS THEREOF	711457	5773926	127087	4023285
290517 DODECAN-1-01HEXADECAN/OCTADEC	20486	194024	6597	103583
290519 SATUR MONOHYDRIC ALCOHOLS	64225	222266	950	125532
290522 UNSATUR ACYCLIC TERPENE ALCOHL	9235	108648	6463	91358
290529 OTH UNSATUR MONOHYDRIC ALCOHOL	4128	35219	179	14869

Contd.

10.11 Imports by Economic Categories (Detail)

(In Thousand Rupees)

Items	Apr., 2021	From July, 2020	Apr., 2020	From July, 2019
290531 ETHYLENE GLYCOL(ETHANEDIOL)MEG	3661266	25654331	1452132	24457457
290532 PROPYLEN GLYCOL(PROPAN-1,2-DIO	260221	1736009	262530	1612001
290539 OTHER, DIOLS	83345	204970	5550	124633
290541 2-ETHYL-2(HYDROXYMETHLY-PROPAN	8034	122980	3306	48990
290542 PENTAERYTHRITOL	136869	789292	30125	654982
290543 MANNITOL	56212	401125	61127	334398
290544 D-GLUCITOL (SORBITOL)	5456	111549	17688	82434
290545 GLYCEROL	10313	348594	62284	597934
290549 OTHER,POLUHYDRIC ALCOHOLS	488	16563	3326	16063
290559 OTHER HALOGENATED, SULPHONATED	2370	27350	975	18816
290611 MENTHOL	119926	1316888	190706	1058789
290612 CYCLOEXANOL,METHYL/DIMETHYL	474	58761	519	8262
290613 STEROLS AND INOSITOLS	11739	52615	2546	35990
290619 OTH,CYCLANIC,CYCLENIC CYCLOTER	17163	200423	36823	168557
290621 BENZYL ALCOHOL	5237	112126	8157	57546
290629 OTH,AROMATIC CYCLIC ALCH HALOG	5272	130831	23706	84285
290711 PHENOL(HYDROXYBENZENE)IT SALT	68558	892471	38370	537220
290712 CRESOLS AND THEIR SALTS		19086		14897
290713 OCTYLPHENOL,NONYLPHENOL/ISOMER		300		
290715 NAPTHOLS & THEIR SALTS	7268	40912	6956	19493
290719 OTHER MONOPHENOLS	8849	76316	24669	57199
290721 RESORCINAL AND ITS SALTS	5603	75350	4970	46550
290722 HYDROQUINONE (QUINOL)ITS SALT	9890	43200		42034
290723 4,4-ISOPROPYLDENEDIPHENOL/SALT	3287	196839		109051
290729 OTHER, POLYPHENOLS	24463	224374	51176	189060
290811 PENTACHLOROPHENOL (ISO)		6		
290819 OTH DERI CON ONL HALOGEN SUBST	8402	65929		62247
291511 FORMIC ACID	108393	754883	80575	775988
291512 SALTS OF FORMIC ACID	46015	426012	12771	375974
291513 ESTERS OF FORMIC ACID	51	9681	282	9396
291521 ACETIC ACID	453812	3909079	239885	3065052
291524 ACETIC ANHYDRIDE		7		2397
291529 OTH,ACETIC ACIDE & ITS SALTS	30812	137963	9249	92398
291531 ETHYL ACETATE	4182	54557	3515	27531
291532 VINYL ACETATE	421590	2331975	73239	1408216
291533 N-BUTYL ACETATE		192		283
291539 OTHER,ESTERS OF ACETIC ACID	107018	967692	123872	1042013
291540 MONO/DI/TRICHLOROACETIC ACID-S		4280		6237
291550 PROPIONIC ACID,ITS SALT/ESTERS	18434	252317	16031	194994
291560 BUTYRIC/VALERIC ACID/SALT/ESTR	28870	377489	10666	289723
291570 STEARIC ACID	118107	752695	35776	310833
291590 OTH SAT ACYCLIC MONOCARBOXYLIC	338839	2402698	199436	2139174
291611 UNSATU ACRYLIC ACID/ITS SALTS	53656	309278	26987	265118
291612 UNSATURATE ESTER ACRYLIC ACID	354353	2926901	137943	1789480
291613 UNSATU METHACRYLIC ACID/SALTS	6843	27105		22114
291614 UNSATU ESTER,METHARYLIC ACID	213638	994406	57143	686456
291615 OLEIC,LINOLEIC/LINOLENIC ACID	1651	22290	1192	26178
291619 OTH UNSAT ACYCLIC M/CARBOX ACID	24612	303015	51546	282684
291620 CYC-LANIC,LENIC LOTEPHENI ACID	75442	417967	21198	226481
291631 BENZOIC ACID,ITS SALTS/ESTERS	16918	322402	37847	400029
291632 BENZOYL PEROXIDE/BENZYL CHLRID	1708	60510	11473	58033
291639 OTH,ARMATIC MONOCARBOXYIC ACID	214084	2956045	212095	1896635
291711 OXALIC ACID/ITS SALTS/ESTERS	9438	319659	4590	143728
291712 ADIPIC ACID,ITS SALTS/ESTERS	263945	2630665	427692	2106535
291713 AZELAIC/SEBACIC ACID/SALT/ESTR	12627	30887		29918
291714 MALEIC ANHYDRIDE	93259	471792	82269	330087
291719 OTH ACYCLIC POLYCARBOXYL ACID	21662	195447	7177	128358
291720 CYC-LANIC,LENIC LOTERPENC ACID		82397	11226	66516
291732 DIOCTYL ORTHOPHTHALATES		119175		4141
291733 DINONY/DIDECYL ORTHOPHALATES				387
291734 OTH ESTERS ORTHOPHTHALIC ACID	28229	237392	41009	154042

Contd.

10.11 Imports by Economic Categories (Detail)

(In Thousand Rupees)

Items	Apr., 2021	From July, 2020	Apr., 2020	From July, 2019
291735 PHTHALIC ANHYDRIDE	34917	884774	77075	939299
291736 TERPHTHALIC ACID AND ITS SALTS	2454159	9392865	942416	12221486
291737 DIMETHYL TEREPHTHALATE		237		
291739 OTH POLYCARBOXYLIC ACIDS/DERIV	39035	508988	83907	425253
291811 LACTIC ACID,ITS SALTS/ESTERS	4141	213387	10168	214144
291812 TARTARIC ACID	6901	84701	13166	77935
291813 SALT & ESTER OF TARTARIC ACID	154	1566	36	1480
291814 CITRIC ACID	320249	2831649	508085	2479024
291815 SALTS & ESTER OF CITRIC ACID	87471	629827	68411	496718
291816 GLUCONIC ACID,SALTS & ESTERS	217082	1506949	85936	945608
291817 BENZILIC ACID(2,2DIPHENYL)		258		
291818 CHLOROBENZILATE (ISO)		28		
291819 OTH CARBOXYLIC ACID W/ALCOHOL	43342	212158	18789	186486
291821 SALICYLIC ACID AND ITS SALTS	5268	68981	7137	74558
291822 O-ACETYL SALIC ACID/SALT/ESTER	15833	121474	2010	178957
291823 OTH ESTER,SALICYLIC ACID/SALTS	3858	27112	2529	21146
291829 OTH CARBOXYLIC ACID+PHENOL FUN	32421	276750	14279	254149
291830 CARBOXYLIC ACID+ALDEHYDE/KETON	13766	169971	18786	127181
291891 2,4,5-T(ISO)(2,4,5-TRICHLOROPH		29274	16748	31069
292990 OTH COMP WITH OTH NITROGN FUNC	9940	312615	48971	231567
293020 THIOCARBAMATE/DITHIOCARBAMATES	443575	2162150	374049	1195829
293030 THIURAM MONO-,DI-,TETRASULPHID	26813	57809	846	31843
293040 METHIONINE	411621	4927918	343145	3957634
293090 OTHER ORGANO-SULPHUR COMPOUNDS	390012	1512037	337049	1636069
293110 TETRAMETHYL LEAD&T-ETHYL LEAD	11951	44612	8406	36288
293120 TRIBUTYLTIN COMPOUNDS		73		1553
293139 O-ALKYL(<C10,INCL.GYCLOALKYL)	18596	152195	6814	73399
293190 OTH O-ALKYL&(O-2-(DIALKYL,COMP	110323	944572	114056	1147774
293211 TETRAHYDROFURAN	465	12201		6322
293212 2-FURALDEHYDE (FURFURALDEHYDE)		40135		66018
293213 FURFURYL ALCOH/TETRAHYDRFURFYL		108		52
293214 SUCRALOSE	5352	113617	10333	50961
293219 OTH COMP UNFUSED FURAN RING	44071	358374	6030	215199
293220 LACTONES	59104	493739	48546	449158
293299 OTH HETEROCYCLIC COMP W/OXYGEN	264080	2513784	274258	3170539
293311 PHENAZONE & ITS DERIVATIVE		16562	3856	15500
293319 OTH COMP UNFUSE PYRAZOLE RING	48398	691379	40167	316560
293321 HYDANTOIN AND ITS DERIVATIVES	5009	35758	5043	32141
293329 OTH COMP UNFUSE IMIDAZOLE RING	217136	2314280	151265	1936139
293331 PYRIDINE AND ITS SALTS	1114	7568		2768
293332 PIPERIDINE AND ITS SALTS		162	230	230
293333 ALFENTANIAL(INN)(ANILERIDINE)	84839	171671	12033	130201
293339 OTH COMP UNFUSE PYRIDINE RING	426605	5965970	253760	5380125
293341 LEVORPHANOL(INN) & ITS SALTS		234		
293349 OTH COMP QUINOLIN/ISO-QUINOLIN	334828	3338919	426256	2700117
293352 MALONYLUREA/IT DERIV/SALT THOF		320		2130
293353 ALLOBARBITAL(INN)(AMBARBITAL)		15771		12757
293354 OTH DERIVATIVES OF MALONYLUREA			26	88
293359 OTH COMP PYRIMIDINE/PIPER RING	891544	7217708	1024471	6283538
293361 MALAMINE	182892	1604375	147968	1017750
293369 OTH COMP UNFUSE TRIAZINE RING	638476	2665595	430683	2408306
293371 6-HEXANELACTAM(EPSILON-CAPROL)	7168	12974	1599	12002
293379 OTHER LACTAMS	78455	550437	92293	523481
293391 ALPRAZOLAM(INN) CAMAZEPAM(INN)	13569	257376	11370	115650
293392 AZINPHOS-METHYL (ISO)		1519		121
293399 OTHER HETROCYCLIC COPMOUNDS	515189	5865198	568605	5001661
293410 COMP UNFUSE THIAZOLE RING	106015	1014797	216674	972574
293420 COMP BENZOTHIAZOLE RING SYSTEM	71795	600792	46365	471500
293430 COMP PHENOTHIAZINE RING SYSTEM	27313	149394	3785	61122
293491 AMINOREX(INN),BORTIZOLAM(INN)		1667		3446
293499 OTHER NUCELEIC ACIDS&SALTS	1493696	13808367	903819	9352510

Contd.

10.11 Imports by Economic Categories (Detail)

(In Thousand Rupees)

Items	Apr., 2021	From July, 2020	Apr., 2020	From July, 2019
293979	OTH DERIVATIVES OF VEGETAL	2868	60676	24611
293980	VEGE ALKALOIDS BASE PESTICIDES		48151	46005
294190	OTHER ANTIBIOTICS.	1601759	14190659	9969053
310100	ANIMAL/VEG FERTILIZER/PRODUCTS	94226	751333	942820
310210	UREA,WHET OR NOT AQUEOUS SOLUT		22170	4974700
310221	AMMONIUM SULPHATE	907656	3442398	3676725
310229	MIX AMMONIUM SULPHATE/NITRATE		5588	1972
310230	AMMONIUM NITRAT,WHET/NOT AQUES	31820	656883	514947
310240	MIXT,AMMONIUM NITRAT/CALC CARB			1171
310250	SODIUM NITRATE	27210	180520	156902
310260	MIXT,CALCIUM/AMMONIUM NITRATE		25846	15268
310290	OTH,MIN/CHEM NETROG FERTILZER	20139	77699	56674
310319	310311		102866	54921
310319	OTHER SUPERPHOSPHATES			271
310390	OTH,MIN/CHEM FERTILIZE PHOSPHT			82
310420	POTASSIUM CHLORIDE	275308	2065391	1725539
310430	POTASSIUM SULPHATE	861665	4370114	3013214
310490	OTH,MIN/CHEM FERTILIZE POTASIC	27411	1394833	910301
310510	MIN/CHEM FERTILIZER >10KG	2864	32863	16906
310520	MIN/CHEM FERTZ ELEM NIT/PHO/PT	56680	708555	586796
310530	DIAMMONIUM HYDROG ORTHO-PHOSPH	405202	59930912	62633606
310540	AMMONIUM DIHYDROGEN ORTHO-PHOS	68888	852534	1723484
310551	CHEM FERTZ CON NITRAT/PHOS			1384
310559	OTH MIN/CHEM FERTZ NITRAT/PHOS	35488	78793	291813
310560	MIN/CHEM FERTZ ELEM PHOS/POTAS	6023	11366	984
310590	OTH MINER/CHEMICAL FERTILIZER	21726	248917	353161
320110	QUEBRACHO EXTRACT	13551	53771	84288
320120	WATTLE EXTRACT	48672	503121	44150
320190	OTH TANNING/EXTRACT VEG/GAMBER	53288	651400	28758
320210	SYN ORGANIC TANNING SUBSTANCE	228365	1737965	1474363
320290	OTH,INORGANIC TANING SUBSTANCE	136136	1136438	71707
320300	COLOUR MATTER,VEG/ANIMAL	3611	105456	81647
320411	DISPERSE DYES/PREP BASE THEROF	697617	5564260	400662
320412	ACID DYES PREMETALISE/PREP/DYE	210173	1981279	209955
320413	BASIC DYES/PREP BASE THEREON	85262	964780	125931
320414	DIRECT DYES/PREP BASE THEREON	87281	634505	56293
320415	VAT DYES INCL PIGMENT/PREPARAT	382312	4601452	762644
320416	REACTIVE DYES PREP BASE THERON	1447925	13993710	1180065
320417	PIGMENT PREP BASE THEREON	573292	4652543	475347
320419	OTH SYN ORGN COLOURING MATTER	172131	2715599	430607
320420	SYN ORGN PROD USE FLUORESCENT	114498	1150824	154869
320490	OTH,SYN ORGN COLOURING MATTER	584	117948	10228
320500	COLOUR LAKES,PREP AS SPECIFIED	47016	610284	32148
320611	PIGMENT PREP TITANIUM DIOXIDE	1678772	10795351	850078
320619	OTH,PIGMENT/PREP TITANIUM DIOX	29497	276099	32136
320620	PIGMENT/PREP,CHROMIUM COMPOUND	27413	205106	4303
320641	ULTRAMARINE/PEP BASE THEREON	2663	72407	9480
320642	LITHOPONE/OTH PIGMENT/ZINC SUL	9432	37389	13937
320649	OTH,COLOURING MATTER PREPARATN	96102	987331	129882
320650	INORGANIC PRO USE LUMINOPHORES	2274	4815	150
320710	PREP PIGMENT/OPACIFIER/COLOURS	51398	762856	18204
320720	VITRIFIABLE ENAMEL/GLAZE/ENGOB	143672	524981	49430
320730	LIQUID LUSTER/SIMILAR PREPARAT		4192	286
320740	GLASS FRIT/POWDER GRANULE/FLAK	263828	3070480	296013
320810	PAINT/VARNISH BASE ON POLYSTER	45290	620941	71036
320820	PAINT/VARNISH,ACRY/VINYL POLYM	106651	1409832	52445
320890	OTH PAINT BASED ON POLYAMIDES	183749	2208714	147662
320910	PAINT/VARNISH ACRY/VINYL POLYM	25981	230193	19094
320990	PAINT/VARNISH,SYN POLYMER/AQS	55162	538376	51588
321000	OTH PAINT & VARNISH FOR LEATHE	21045	251656	10529
321100	PREPARED DRIERS.	34447	294074	7481

Contd.

10.11 Imports by Economic Categories (Detail)

(In Thousand Rupees)

Items	Apr., 2021	From July, 2020	Apr., 2020	From July, 2019
321210 STAMPING FOILS	41483	509729	17992	492640
321290 OTH,PIGMENT DISPERSE NON AQUOS	40551	370256	11169	267355
321310 COLOURS IN SETS	21602	156189	11921	91269
321390 OTH COLOUR ARTIST/PAINTERS	804	8185	76	11019
321410 GLAZIERS/GRAFTING PUTTY,RESIN	49164	444974	43308	283934
321490 NON-REFRACTORY SURFACING PREP	110523	933706	45267	629288
321511 ROLLING COATING PRINT INK BLK	37162	596588	49390	734695
340290 OTH ORG SURFAC ACT,WASH/CLEAN	72614	1085928	115315	1193160
340311 PREP TEXTILE/LEATHER/OIL MATRL	25897	325977	23511	366800
340319 LUBRICAT PREP CONT PET/MIN OIL	138268	924107	82050	771839
340391 OTH,PREP TEXT/LEATHER/FURSK ML	311459	2935049	287013	2478724
340399 OTH LUBRICAT PREP OIL/GREASE	146096	1232120	102441	1066925
340420 ART/PREP WAXES,POLYETHEL GLYCL	67976	552386	44392	447016
340600 CANDLES,TAPERS AND THE LIKE	5488	120464	2134	123009
340700 MODELING PASTE ETC RETAIL SALE	17511	359566	30408	353645
350110 CASEIN	89110	523628	39258	302712
350219 OTHER EGG ALBUMIN				518
350220 MILK ALBUMIN,INCL WHEY PROTEIN		21233		355447
350290 OTH ALBUMIN O/T EGG ALBUMIN		63		250
350300 GELATIN&GELATIN DERIVATIVE	10001	126660	13889	74356
350400 PEPTONEDERV,PROTEIN SUBSTANCE	26213	363462	48098	169666
350510 DEXTRIN,OTH MODIFIED STARCHES	97141	805953	106808	742940
350520 GLUES	5384	116356	2603	67389
350610 PROD SUITABLE USE GLUE/ADHESIV	40828	369700	55957	356833
350691 ADHESIVE/RUBBER/PLASTIC/RESIN	374102	3596681	302058	3217680
350699 OTH PREP GLUE/ADHESIVE	41942	940746	50751	291278
350710 RENNET AND CONCENTRATE THEREOF	6799	65434	4437	32234
360690 OTH FERRO CERIU/OTH PYROPHORC		101		13153
370110 X-RAY FILM,PLATE IN FLAT UNEXP	220868	1639197	199333	1659044
370120 INSTANT PRINT FILM UNEXPOSED	1111	37724	12	22819
370130 OTH UNEXPOSED PLATE>255MM	157016	1227859	155508	896048
370199 OTH PHOTOGRAP/PLAT/FILM/UNEXPS	12	984	674	3069
370210 PHOT-FILM ROLL UNEXPOSE,X-RAY	477	1956		
370239 OTH PHOT FILM ROLL ST/UNEXPOSE	7	7343		14280
370242 PHOT FILM W>610MM,L>200M,B/W			10600	10600
370243 PHOT FILM W>610MM,L<200M		1768		1375
370244 PHOT FILMW>105MM BUT<610MM	18383	182885	26747	269869
370298 PHOT FILM ROLL W-NOT.EXC-35MM	22	22		
370310 PHOT PAPER/BOARD/TEXT W>610MM				966
370320 PHOT PAPER/BOARD/TEXT UNEX/COL	7674	17573		2631
370390 OTH PHOT PAPER/BOARD TEXT UNEX	9342	92624	7466	103727
370400 PHOT PLAT/FILM PAPER/BOARD EXP		6563		3788
370500 PHOTO PLATES FILMS EXP/DEV		172		
370690 OTH CINEMA FILM EXPOSE DEVELOP				2
370710 SENSITISING EMULSIONS	26650	144842	14391	121932
370790 OTH CHEM PREP,PHOTOGRAPHIC USE	59401	389903	68441	450779
380110 ARTIFICIAL GRAPHITE	2351	101211	2894	27495
380120 COLOIDAL/SEMI COLOIDL GRAPHITE	1166	9397		5723
380130 CARBONEOUS PASTE ELECTRODE	7628	45875		39567
380190 OTH,PREP GRAPHITE O/T CARBON	2305	32836	933	11917
380210 ACTIVATED CARBON	31938	314472	25771	493362
380290 OTH ACT CARBON/NAT MINER PROD	2513	84723	21037	127658
380300 TALL OIL WHETHER/NOT REFINED	3234	25553		3392
380400 RESIDUAL LYE FROM WOOD PULP NS	31496	183817	16668	202162
380510 GUM,WOOD,SULPHAT TURPENTIN OIL	2260	2495		18250
380590 OTH TERPENIC OIL CONIFER WOOD	36690	297270	40221	168735
380610 ROSIN AND ROSIN ACIDS	97273	662228	45202	607003
380620 SALT OF ROSIN/RESIN ACIDS DERV	22193	188823	16706	98064
380630 ESTERS GUMS	16990	102257	13016	98602
380690 OTH,ROSIN,SPIRIT,OIL,RUN GUMS	7414	108734	20368	138579
380700 WOOD TAR/OIL,CREOSOT,NAPHT ETC		1459		15

Contd.

10.11 Imports by Economic Categories (Detail)

(In Thousand Rupees)

Items	Apr., 2021	From July, 2020	Apr., 2020	From July, 2019
380852 DDT<300G REG AGR PESTI ORD71	1686	25893		
380859 CLOFENOTANE<300 AG PEST ORD71		18		
380861 PROD <300G REG UN AGRI ORD 71	51	548		
380862 OTH PROD <7.5KG REG AGR ORD 71		36		
380869 PROD REG UNDER AGR PESTI ORD71		90715	7565	8032
380891 OTHER INSECTICIDES	2050364	12278457	2249162	10413138
380892 FUNGICIDES	543468	4897157	607944	3368574
380893 HERBICID,ANTISPROUTING PRODUCT	721165	6235727	670300	6220872
380894 DISINFECTANTS	50782	753570	62263	512371
380899 PLANT-GROWTH REGULATORS R.O-71	36230	139763	25679	87692
380910 FINISHING AGENT AMYLACOUS SUBS	318	13671	66	5140
380991 OTH FINISHING AGENT ETC TX ETC	421230	4464532	340206	3961275
380992 OTH FINISHING AGENT DYE CARIER	54959	478119	86404	571573
380993 OTH FINISHING AGENT DYE CARIER	84061	894721	69798	869833
381010 PICKLING PREP METAL SURFACE	98756	614488	62932	581684
381090 OTH PREP FOR METAL SURFACE	60519	932431	42077	568947
381111 ANTI-KNOCK PREP OF LEAD COMP				73
381119 OTHER,ANTI-KNOCK PREPARATIONS	4147	25031	4343	42114
381121 ADD LUBRICATE,PET OIL BIT MINE	698797	7782700	863545	5752198
381129 OTH ADDITIVE LUBRICATING OIL	2014	678250	137472	982467
381190 OTH PREP ADDITIVE FOR LIQU USE	56684	650536	196496	1075736
381210 PREPARED RUBBER ACCELERATORS	36511	367491	13222	232206
381220 COMPOUND PLASTICIZER RUB PL	4671	81512	6466	41485
381231 MIX OF OLIGOMERS TRIMETHYL	6630	57461	1091	24481
381239 OTH OXIDISIN/COMP FOR RUB/PLAS	185715	2157511	177929	1785869
381300 PREP/CHARG FIRE-EXTINGUISHERS	15462	65414	4681	122235
381400 ORGAN COMP SOLVENT/THINNER NES	88030	633775	68176	269214
381511 SUPORTED CATALYST WITH NI/COMP	65383	358651	8233	107701
381512 SUPORTED CATALYST WITH PR/METL		102001	930	476971
381519 OTHER,SUPPORTED CATALYSTS	36743	373282	30528	569163
381600 REFRACTORY CEMENT,MORTARS,CONS	245913	1527070	117646	1115666
381700 MIXE ALKYL-BENZEN&MIX AL-NAPHT	2626103	16238406	2146323	13035242
381800 CHEM ELEMENT/COMP DOP-ELECTRON		377		77
381900 HYDRALIC BRAKE FLUIDS/LIQUIDS	9918	128260	5697	354833
382000 ANTI-FREEZING PREP/DEICE FLUID	26842	276833	25626	217730
382100 PREP CULTURE MEDIA MICRO-ORGAN	30598	940641	21295	218163
382200 DIAGNOSTIC/LAB REAGENTS/PR-DIA	2228311	26384669	3796164	17454474
382311 STEARIC ACID	70405	456531	15894	250847
382312 OLEIC (OLIVE) ACID	7830	78443	6860	61376
382313 TALL OIL FATTY ACIDS	4963	46860	126	25729
382319 OTH INDUS MONOCARBOXYLIC F.ACI	346926	4052768	172230	2193460
382370 INDUSTRIAL FATTY ALCOHOLS	60945	506966	34406	311152
382410 PREP BINDER FOUNDRY MOUL CORES	35128	359360	18969	161008
382430 NON-AGGLOMERATED METAL CARBIDE		2622		967
382440 PREPARED ADDITIVES FOR CEMENT	31422	378771	91443	578269
382450 NON-REFRACTORY MORTAR CONCRETE	1084	46064	9195	47785
382460 SORBITOL O/TH SUB-H-NO.2905.44	186307	1258281	128501	918537
382472 MIX CON BROMOCHLORODIFLUOROMET		17		
382478 CON (PFCs)/(HFCs)BUT NOT(CFCs)	125794	793345	70589	456957
382479 OTH MIX CON HALOGE DER OF METH	1181	35516	46138	127012
382482 MIX CON (PCBs),(PCTs)OR(PBBs)				8
382483 MX CON TRIS(2,3-DIBROMOPROPYL)		3		
382484 CONT ALDRIN,CAMPHECHLOR TOXAPH				418
382485 1-6-HEXACHLOROCYCLOHEXANE	235	645	176	490
382491 MIX OF 5ETHYL-2METHL-2OXID-BIS	8271	95307	16264	120682
382499 OTHER BINDERS FOR INDUSTRY	2154099	17708610	1976369	15952662
382590 OTH RESIDUAL OF CEHM.INDUSTRY			90	791
382600 BIODIESE&MIXTURE 70%WT-PET-OIL		66507		100
390110 POLYETHYLENE SP GRAVITY<0.94	5355432	49218041	3022763	38189968
390120 POLYETHYLENE SP.GRAVITY>0.94	4629622	39113031	1832827	29157127
390130 ETHYLENE-VINYL ACETATE COPLMER	353967	2771716	162347	1943200

Contd.

10.11 Imports by Economic Categories (Detail)

(In Thousand Rupees)

Items	Apr., 2021	From July, 2020	Apr., 2020	From July, 2019	
390140	ETHYLENE-ALPHA-OLEFIN G.<0.94	267619	1891730	208740	1834030
390190	OTH POLYMER OF ETHYLENE P.FORM	469944	4053096	763117	4126053
390210	POLYPROPYLENE	13629348	83545225	5697593	62621264
390220	POLYISOBUTYLENE	1513	53470	307	79575
390230	PROPYLENE COPOLYMERS	2987834	19788676	1361157	16826809
390290	OTHER OLEFINS IN PRIMARY FORMS	24895	680551	22242	263080
390311	POLYSTYRENE EXPANSIBLE	18841	219146	7551	167014
390319	OTHER POLYSTYRENE	27569	293598	1694	304144
390320	STYRENE-ACRYLONITRILE COPOLYMR	113413	595989	60641	450025
390330	ACRYLONITRILE-BUTADINE-STYRENE	1207077	7067959	425938	4216284
390390	OTH POLYMERS OF STYRENE,P-FORM	16977	224496	9403	232837
390410	POLYVINYL CHLORIDE,UNMIX SUBST	581553	10633255	1598072	9331129
390421	OTH POLYVINYL CHLORIDE,NON-PLA	14965	84974	9967	77788
390422	OTH POLYVINYL CHLORIDE PLASTIC	126634	810318	73096	493202
390430	VINYL CHLORIDE VINYL ACETATE	12187	101375	16373	90813
390440	OTH VINYL CHLORIDE COPOLYMERS	15882	330860	15566	224994
390461	POLYTETRALUOROETHYLENE		2955	119	1129
390469	OTHER, FLUORO-POLYMERS	1089	21764	1516	24149
390490	OTH POLYMERS OF VINYL CHLORIDE	11540	45544	5334	30551
390512	POLYVINYL ACETATE AQUE DISPERS	6572	99452	7386	76014
390519	OTH POLYVINYL ACETATE (PVA)	3146	81617	5109	69949
390521	VINYL ACETATE COPOLYMERS AQUEO	95660	734051	133289	646049
390529	OTH VINYL ACETATE COPOLYMERS	173	197067	32619	167095
390530	POLYVINYL ALCOHOL W/N CON UNHY	173247	2994683	369876	2967954
390591	COPOLYMERS	6328	70354	374	50310
390599	POLYMERS OF OTHER VINYL ESTERS	100174	773124	51345	555670
390610	POLYMETHYL METHACRYLATE	44078	373078	19313	292077
390690	OTHER,ACRYLIC POLYMERS P/FORMS	1283539	12413363	1078929	11482907
390710	POLYACETALS	28172	320292	37576	332552
390720	OTHER POLYETHERS	1730593	15706614	818687	9043797
390730	EPOXIDE RESINS	164369	1500991	88756	965061
390740	POLYCARBONATES	255494	1739201	98901	1377403
390750	ALKYD RESINS	83888	420796	1568	322196
390769	390761	131512	1579969	188833	1655970
390769	OTH YARN AND FILM GRADES	326343	3428428	114071	2852655
390770	POLY(LACTIC ACID)	22754	90548		46517
390791	OTHER POLYESTERS, UNSATURATED	19384	120449	9367	99700
390799	OTH POLYESTERS IN PRIMARY FORMS	126486	780025	69799	651905
390810	POLYAMIDE-6,-11,-12,-6,6,-6,10	77176	554985	84461	524910
390890	OTH POLYAMIDE IN PRIMAR FORM	36306	410279	44176	403916
390910	UREA RESINS, THIOUREA RESINS	2210	150140	5333	154326
390920	MALAMINE RESINS	6759	92277	10436	85455
390931	POLY(METHYL PHENYL ISOCYANATE)	357716	4886030	426099	2907615
390939	OTHER AMINO-RESINS	1307	5426		7045
390940	PHENOLIC RESINS	63991	563581	17514	392222
390950	POLYURETHANES	1381018	9414556	1161402	8181309
391000	SILICONES IN PRIMARY FORMS.	598039	5805438	579971	5167880
391110	PETROL/COUMARONE,INDENE RESINS	43576	383189	21356	294561
391190	OTH,POLYSULPHIDE,SULPHONE/PLAS	25047	345425	37983	305360
391212	CELLULOSE ACETATES,PLASTICISED	187	8338		8713
391220	CELLULOSE NITRATES(INCL COLLO)	97130	1212888	93355	1053242
391231	CARBOXYMETHYL CELLULOSE & SALT	207261	1583586	186109	1545186
391239	OTHER CELLULOSE ETHERS	237346	2894819	313347	2521233
391290	OTH CELLULOSE & CHEM DERIVATIV	53309	768505	63584	667543
391310	ALGINIC ACID,ITS SALTS & ESTER	106547	2348869	71759	1478029
391390	OTH NATURAL POLYMERS/MODIFI	53194	599051	128024	581400
391400	ION-EXCHANGERS BASED ON POLYMR	39804	511621	46101	465890
391510	WASTE,ETC OF ETHLY/POLYM/PLAST	11198	112272	9883	108949
391520	WASTE,ETC OF STYRENE/POLY/PLAS		22933		11386
391530	WASTEETC OF VINYL-CHLORIDE/PL	93326	1149313	92579	893614
391590	WASTE,ETC PLASTIC/PARING	174325	1983573	65278	1396689

Contd.

10.11 Imports by Economic Categories (Detail)

(In Thousand Rupees)

Items	Apr., 2021	From July, 2020	Apr., 2020	From July, 2019
391610 MONOFILAMENT D>1MM RD/ST/PROFI	210	15992	143	20665
391620 MONOFILAMENT D>1MM-PL PO VICHL	20226	167069	12036	207948
391690 OTH MONOFIL D>1MM PLASTIC-TOH	30954	254396	9913	197414
391710 ARTIFI GUTS OF HARDEN PROTEIN	13292	61276	7417	49467
391721 TUBE,PIPE HOSES,RIGID,OF POLYM	60143	692063	35065	544161
391722 TUBE,PIPE HOSES,POLYMER OF PRO	6570	53433	321	32415
391723 TUBE,PIPE ETC OF POLYMER VINYL	33752	324310	26493	276097
391729 TUBE,PIPE HOSE,RIGID,OTH PLAST	7678	167909	1350	394358
391731 FLEXIBLE TUBE,PIPE B-PRE27.6MP	1259	69119	255	47847
391732 OTH,TUBE,PIPE HOSE W/OUT FITNG	3103	20774	973	510067
391733 OTH TUBE,PIPE NOT REINFORCED	847	9970	9237	52440
391739 OTHER TUBES,PIPES AND HOSES,	64485	567962	67594	655428
391890 FLOOR COVERING OF OTH PLASTICS	164	21123	425	24043
391910 SELF ADHESIVE PLAT,ETC W<20CM	161328	1885531	169172	1616597
391990 OTH,SELF-ADHESIV PLATE,W<20CM	923617	7591323	570309	6382389
392010 OTH PLATES,ETC PLASNON-CELULAR	163624	2915787	230584	2770826
392020 OTH PLATE,ETC PLAST NOT REINFO	84156	1203591	123426	1017641
392030 OTH PLATE,SHEET,ETC OF PLASTIC	56729	300632	785	143349
392043 OTH PLATE,MAT OF VINYL CHLORID	93139	881722	30690	703338
392049 OTH PLAT,ETC VINYL CHLORID FLX	206219	2027219	172660	1759229
392051 OTH PLATE,ETC ACRYLIC POLYMERS	11308	139748	9849	94219
392059 OTH PLAT,ETC OTH ACRYLPOLYEER	8186	91047	20482	184818
392061 POLY CARBONATE IN PLATE, ETC	2534	31825		30287
392062 OTH PLATE ETC POLY(ETH TEREPH)	47577	720947	32009	525707
392063 OTH PLATE ETC UNSAT-POLYSTERS	29360	417086	76834	326600
392069 OTH PLATES ETC OF OTH POLYESTR	16589	168771	23753	117905
392071 OTH PLAT ETC PLAS OF REG CELUL		8046		14797
392073 OTH PLATETC PLASTIC NON CELLU	466	1428		665
392079 OTH PLAT ETC-PLAS OF CEL DERIV		27		311
392091 OTH PLATETC PLAS OF PO BUTRAL	18479	133245	11526	73038
392092 OTH PLAT ETC-PLAS OF POLYAMIDE	13651	83831	5312	53034
392093 OTH PLAT ETC-PLAS OF AMINO-RES		359		
392094 OTH PLAT ETC-PLAS OF PHENOESN		14623		8627
392099 OTH PLAT ETC-PLAS OF OTH PLAST	105002	1047969	97738	1122570
392111 PLATES ETC OF PLAS POLY/STYREN	73	13130		95604
392112 PLAT ETC PLASTIC CEL P-VIN-CHL	53570	791437	50977	489248
392113 PLAT ETC PLA CEL OF POLUURETHA	74524	465795	22528	355801
392114 PLAT ETC PLA CEL OF REGERATED	9443	79605	8568	62585
392119 FLAT SHET ETC PLA CEL OTH PLAS	18299	174440	14329	212641
392690 OTH, ARTICLES OF PLASTICS	625259	6153461	436909	4702694
400110 NATURAL RUBBER LATEX	268865	3215757	279810	2881693
400121 SMOKED SHEETS	189892	2361834	115058	1263818
400122 TECH SPECIFIED NATURAL RUBBER	729955	7586699	276147	5519307
400129 OTHER NATURAL RUBBER	38010	349941		173121
400211 STYRENE-BUTADIENE RUBBER LATEX	257331	2166841	205662	1817493
400219 STYREN BUTADIEN RUBER CARBXyla	516611	6274967	217471	3805305
400220 BUTADIENE RUBBER (BR)	33627	540612		209114
400231 ISOBUTENE-ISOPRENE RUBBER(IIR)	426387	4642600	226830	3529962
400239 OTH,HALO-ISOBUTENE-ISOPRENE RU		148659	3895	92181
400241 CHLOROPRENE RUBBER LATEX (CR),				2322
400249 CHLOROPRENE RUBBER O/THAN LATX	70331	867547	82337	798444
400251 ACRYL BUTADIENE RUBBER LATEX	34503	165196		18269
400259 ACRY BUTAD RUBBER O/THAN LATEX	82770	896480	48675	578521
400260 ISOPRENE RUBBER (IR)				989
400270 ETHYL PROPLENE-NON-CONJUGATED	38922	451140	12934	238283
400291 OTH SYNTHETIC RUBBER FACTICE	88249	482793		38919
400299 OTH SYN RUBBER FACTICE D/F OIL	19697	263705	40915	305748
400300 RECLAIMED RUBBER PRIMARY FORM	28153	404475	6652	216653
400400 WASTE,PAROMGS&SCRAP O/TH H-RUB	152998	1485313	54617	835940
400510 COMP WITH CARBON BLACK OR SILI	18694	366042	34126	322017
400520 SOLUTION/DISPERS O/T H-4005.10		79		129

Contd.

10.11 Imports by Economic Categories (Detail)

(In Thousand Rupees)

Items	Apr., 2021	From July, 2020	Apr., 2020	From July, 2019
400591	5945	36126	3383	24665
400599	20057	152277	18604	125264
400610		379		
400690	1256	14983	27	35087
400700	40175	646536	7923	280302
400811	9200	67501	3856	59495
400819	975	26330	4	7900
400821	52468	417934	25878	408861
400829	1459	39173	7793	45120
400911	72455	794385	49283	469983
400912	301	15068	744	40726
400921	2930	59222	1008	45976
400922	2593	44226	306	88998
400931	18655	102814	1873	47229
400932	3064	11073		19022
400941	6696	76771	10772	177733
401700	1939	46826	1649	38152
410120	1777	3255		3211
410150	41521	283248	1416	296786
410190				52
410210	84653	805793	89754	1117386
410221	160148	1653555	86884	1244721
410229		60026	8976	50499
410390	54587	361933	67455	455941
410411		23665	489	5598
410419	15847	149258	38288	235855
410441		26		
410449		16572	678	3568
410510	103428	938782	222281	1338262
410530		10		5040
410621	47037	268672	25936	385903
410622		10834		10192
410691				24
410692		1622		49157
410711			508	508
410712		13128		39851
410719	71058	384018	33142	156701
410791		26		
410792		6929		12308
410799	4387	73202	4453	53664
411200	4805	66669	1413	184494
411310	1022	5124	6045	40811
411330		822		
411390		13814	1510	47420
411410	3	667		687
411420		1617		344
411510	1719	14125	95	13038
411520	1549	5259		2751
420600	8	5016		7
430130		3606		
430180	1204	1204		
430219	181	2494		4588
440121	440111			2
440121	19	19		143
440122		656		162
440312	440311	11775	76265	866196
440312				3180
440321	24504	200338	9570	126869
440322		69317	58	21332
440324	3556	6896		4849
440326	41035	264436	20742	195423

Contd.

10.11 Imports by Economic Categories (Detail)

(In Thousand Rupees)

Items	Apr., 2021	From July, 2020	Apr., 2020	From July, 2019	
440349	OTH,WOOD,NON-CONF SPECIES ROUG	18343	244721	39403	302528
440391	OTH WOOD OAK LOGS NON-CONFIFER		7041		
440399	WOOD OF OTHER NON-CONF SPECIES	35425	446438	18615	262726
440410	CONIFEROUS	21811	119356	8640	92279
440420	NON-CONIFEROUS		180		61
440799	OTH WOOD NON-CONF.SPECIES		72485	37750	1114804
440810	CONIFEROUS SHEET FOR VENEERING	24178	265934	25322	198597
440839	OTH VENEER SHEET/TROPICAL WOOD	2447	28223	1982	47611
440929	OTHER NON-CONIFEROUS WOOD	2611	101249	4892	59120
441011	PARTICLE BOARD OF WOOD	5005	119976	18955	126950
441012	ORIENTED STRAND BOARD UN-WORKED		5162		2349
441019	OTH P-BOARD OF LIGNEOUS MATERI	28	260		1528
441090	OTH P-BOARD NOT AGGLOM W-RESIN	4183	34750	2613	6062
441112	MEDIUM DENSITY BOARD (MDF)	21433	160358	16979	271396
441113	(MDF)THICKNESS 5MM TO 9MM	348	108012	11027	119919
441114	(MDF)THICKNESS EXCEEDING - 9MM	69062	1274220	72362	1723917
441192	OTH (MDF)DENSITY EXC 0.8 g/cm3		6086		2491
441193	OTH (MDF)DENSITY 0.5-0.8g/cm3	190193	2070907	275709	2269675
441194	OTH (MDF)DENSITY NOT> 0.5g/cm3		4541	1970	10119
441210	P-WOOD,VENEER PANELS OF BAMBOO	21	3803		4149
441231	OTH P-WOOD OF WOOD SHEET -6MM		1696		8124
441233	OT P-W OUTER PLY NON-CONIFE-WD	7099	102275	3684	57873
441234	N.CONF WOOD WIT ONE OUTER PLY	35647	246011	22169	180359
441239	OTH PW CONSIST OF WD SHEET-6MM	656	29697		10062
441294	OTH BLOCKBOARD,LAMINATED&BATEN			817	8661
441299	OTH PW CONSIST OF WOOD SHEET	1827	27203	4402	37487
441400	WOODEN FRAMES FOR PAINTINGS	299	7703	116	6935
441510	CASES,BOXES,CRATES,SIM/PACKING	16	7325	104	61498
441520	BOX PALLETS& OTHER LOAD BOARD	47	3380	93	1329
442191	OTH ARTICLES OF BAMBOO	38	978		552
442199	OTH ARTICLES OF WOOD	46425	450137	107400	590377
450110	NATURAL CORK,RAW/SIMPLY PREPAR	196	7470		2037
450190	WASTE CORK,CRUSHED,GRANULATED	512	6087		5927
450200	NATURAL CORK,BLOCK,PLATE,SHEER	24	27		1352
450310	CORKS AND STOPPERS				80
450390	OTHER ARTICLE OF NATURAL CORK		102		52
450410	BLOCK PLATE SHEET,STRIP CORK	3459	34135	1892	28256
460290	OTH BASKET/WICKERWORK/LOOFAH	497	6326	707	3075
470100	MECHANICAL WOOD PULP	140484	1127619	89685	850207
470311	CHEM WOODPULP UNBLECHED CONIFE	148956	964469	215551	1049077
470321	CHEM WOODPULPSEMIBLEACH/BLEACH	822301	8552574	860452	9138270
470329	OTH CHEMWOODPULP BLE/SEMI-BLEH	547786	4223358	537310	5545375
470429	CHE W-PULP,S-BLE/BLE NON-CONIF	99065	673496	22688	492791
470500	SEMI-CHEMICAL WOOD PULP	151722	1752523	616460	2053160
470620	PULP OF FIBRES DERI FROM W-SCR	10	12492	3026	3638
470630	OTH PULP FROM WASTE OF BAMBOO		288		420
470691	PULP OTHER CELL MATERIAL MECH		26686		
470692	PULP OTHER CELL MATERIAL CHEM	4319	32442		47462
470710	UN-BLEACHED KRAFT PAPER	45027	359230	159441	565400
470720	RECOVERED PAPER/PAPER BOARD BL	5582	9661		302
470730	PAPER/PAPERBOARD MACHINE PULP	962	962		1352
470790	WASTE & SCRAP OF OTHER PAPER	499441	5058482	502493	4067339
480100	NEWSPRINT,IN ROLLS OR SHEETS	272180	3704678	590299	5114896
480210	HAND-MADE PAPER & PAPERBOARD	885	1702		2424
480220	PAPER/P-BOARD PHOTO-SENSITIVE	57	1454		6282
480240	WALL PAPER BASE	160	1361	388	1517
480254	OTH PAPER & PAPERBOARD<40G/SQM	10213	125419	5355	85974
480255	OTH PAPER&PAPERBOARD>40-G/SQM	269913	1406875	69532	1187203
480256	OTH PAPER&PAPERBOARD IN SHEETS	4519	70571	14195	359148
480257	OTH PAPER WT 40-150 G/M2	35469	250399	26822	274407
480258	PAPER & BOARD WT>150G/M2	76474	584142	48716	517842

Contd.

10.11 Imports by Economic Categories (Detail)

(In Thousand Rupees)

Items	Apr., 2021	From July, 2020	Apr., 2020	From July, 2019	
480261	OTH PAPER&PAPERBOARD IN ROLLS	60492	738268	34543	66120
480262	OTH PAPER&PAPER BOARD IN SHEET	588855	4631639	424317	3825475
480269	OTH U-C CARBONISING BASE PAPER	231868	1881743	199142	1915055
480300	TOILET FACIAC TISSUE/TOWEL ETC	50372	533834	65676	562088
480411	KRAFTINER UN COATED UN-BLEACH	70230	618184	40062	459869
480419	OTH KRAFTLINER UNCOAT ROL/SHET	13983	852066	101217	738925
480421	SACK KRAFT PAPER,UNBLEACHED	477284	7673121	205142	5145590
480429	OTH SACK KRAFT PAP UN-COT RISH	9224	152020	8665	99927
480431	OTH KRAFT P1BORD WT150G/SQMUNB	43569	487044	26233	287648
480439	OTH UNC K-P/BORD WT150G/SQMUB	11223	91353	12000	90984
480441	OTH KR.P/BORD W>150G<2259-UNBL		3047		1538
480449	OTH KRAFT PAPER IN ROCC/SEETS				10355
480451	OTH KRAFT PAPER 225G ON BLEACH		164		
480459	OTH KRAFT PAPER IN ROLL 225G		4437		167884
480511	SEMI-CHEMICAL FLOUTING PAPER	2077	237835		148938
480512	STRAW FLUTING PAPER				
480519	OTHER FLUTING PAPER	1411	34652		67797
480524	TESTLINER BD WT150G/M2 OR LESS	17595	131018	29320	99248
480525	TESTLINER BOARD WT>150 G/M2	11543	181237	21201	310255
480530	WRAPPING PAPER,UNCOAT	17000	178545	21584	121305
480540	FILTER PAPER/PAPERBOARD,UNCOAT	6667	63245	12216	37308
480591	OTH P&P/ BOARD<150G UNCOATED	116197	1343126	41973	884107
480592	OTH P&P/BOARD 150-225G UNCOAT	56656	338933	47933	227788
480593	OTH P & P BOARD<225G UNCOATED	71951	486698	41761	430445
480610	VEGETABLE PARCHMENT PAPER	1925	22537	5935	24911
480620	GREASEPROOF PAPERS	318	11439	153	35131
480630	TRACING PAPERS	6001	20653	12008	22591
480640	CLASSINE/GLAZED TRANSPA PAPER	18115	289545	29785	312749
480700	COMPOSITE P/BOARD STICKING FLA		12385		34266
480810	CORRUGATED P&P/BOARD PERFORTE		315		611
480840	SACK KRAFT PAPER CREPED/EMBOSD	1501	47350	4943	30557
480890	OTH PAPER,CREPED/EMBOSSD/PERF	2806	27310	4896	55336
480920	SELF COPY PAPER	71024	895209	53263	517035
480990	OTH COPYING / TRANSFER PAPERS	110598	637541	39584	223285
481013	P&P/BOARD FOR WRITING/PRINTING	108761	1481485	164596	2916859
481014	P&P/B IN SHEET 1-SIDE<435/297M		54	394	394
481019	OTH PAPER&PAPERBOARD IN SHEET	233427	1747502	84068	889813
481022	LIGHT WEIGHT COATED PAPER		175		13520
481029	OTH LIGHT WEIGHT COATED PAPER	180298	2325002	115496	2199083
481031	KRAFT PAPER&BOARD WT 150G/M2		19627		270
481032	KRAFT PAPER&P/BOARD WT>150G/M2		49267	5562	5562
481039	OTH KRAFT PAPER&P/BOARD BLEACH	10285	32957		12540
481092	OTH PAPER&P/BOARD MULTI-PLY	1001565	10879300	1102499	10733105
481099	OTH PAPER&P/BOARD COATED	97755	376767	55774	238933
481110	P&P/BOARD,TARRED,BITUMINISED	19	486		3560
481141	GUMMED ADHESIVE PAPER & BOARD	340099	3740057	188611	3021469
481149	OTH GUMMED/ADHESIVE P&P/BOARD	7500	333926	10181	206195
481151	PAPER&PAPER BOARD PLASTIC COAT		7895	446	6750
481159	OTH P&P/BOARD PLASIC COAT.	614837	3927750	391900	4163296
481160	P&P/BOARD COATED WAX COVERED.	145448	1209534	136032	954998
481190	OTH P&P/B CELLULOSE WADDING	219707	2163261	154046	1636936
481320	CIGRETTE PAPER IN ROLL WTH SCM	27300	986333	28054	761863
481390	OTH CIGARET PAPER,BOOKLET/TUBE	43692	634876	11263	716183
481420	WALL PAPER COVERD WITH GRANITE	61771	538673	15885	262089
491199	OTHER, PRINTED MATTER	11747	228342	11745	215956
500100	SILK-WORM COCOONS FOR REELING		4627		
500200	RAW SILK (NOT THROWN)	46637	250666	42554	269460
500300	SILK WASTE, YARN WASTE&G-STOCK		9088		235
500400	SILK YARN,NOT RETAIL SALE	11161	410888	13311	216522
500500	YARN SPUN FROM SILK,WASTE NRS	12142	175569	46210	241539
500790	OTHER SILK FABRICS	8	273590	272	90467

Contd.

10.11 Imports by Economic Categories (Detail)

(In Thousand Rupees)

Items	Apr., 2021	From July, 2020	Apr., 2020	From July, 2019
510111 SHON WOOL GREASY		17675		29617
510119 OTHER GREASY FLEECE WSHED WOOL	3695	148181		110920
510121 SHORN WOOL, DEGREASED		11120		1177
510129 OTHER DEGREASED WOOL NOT CORBO	2757	23177		15803
510130 CARBONISED WOOL	13116	31421	9514	86380
510220 COARSE ANIMAL HAIR		965		
510320 OTH WASTE OF WOOL/ANIMAL HAIR		239		
510510 CARDED WOOL	963	4287		521
510529 OTHER WOOLTOPS&COMBED WOOL	258	30843		1466
510531 FINE ANIMAL HAIR,CARDED/COMBED		10417		5983
510539 OTH F-ANIMAL HAIR,CARD/COMBED		16		1
510610 YARN OF CARDED WOOL 85% WT WOL	32282	216508	27357	260245
510620 YARN OF CARDED WOOL<85% W WOL		143919	8378	161373
510710 YARN OF COMBED WOOL-WOOL=>85%	43998	295965	11496	28137
510720 YARN OF COMBED WOOL-WEIGHT<85%		25556		7260
510820 YARN OF FINE ANIMAL HAIR COMBD				33
510990 OTH YARN OF WOOL / ANIMAL HAIR		439		
511300 WOV. FAB. COARSE ANIMAL HAIR.				95
520100 COTTON, NOT CARDED OR COMBED.	23724526	189679715	19353954	106092125
520210 YARN WASTE(INCL.THREAD WASTE)	10469	138268	12092	66117
520291 GARNETTED STOCK	24110	213337	6744	94795
520299 OTHER COTTON WASTE	9043	45621	2138	68006
520300 COTTON, CARDED OR COMBED.	175	1886		1121
520411 COTTON SEWING THREAD 85%/MORE				805
520419 OTH COTTON SEWING THREAD 85%>	65	17640	1147	22512
520420 COTTON SEWING THREAD,RETL SALE	35	533		1273
520511 SIN.COT.YAR.U.COM.FIB.D-714.29	7053	71250	288	31225
520512 S-COT.YARN UCF.D-232.56-714.29	99707	444853	12804	394137
520513 S-COT.YARN UCF.D-192.31-232.56	47640	696937	31332	418957
520514 S-C. YARN UCF D-125.00-193.31.		16		118715
520521 S/C YARN COM.FIB D-714.29/MORE		1		
520522 S/C YARN LF.DX.232.56-714.29	44144	143047		29576
520523 S/C.YARN LF.DX.192.31-232.56	23767	69678		242476
520524 S/C YARN COM.FIB.125-192.31-DX		820578	19858	1422515
520526 S/C YARN LF. DX. 106.30-125.		160515	28032	230966
520527 S/C YARN COM.FIB.106-36-125-DX	214912	3158031	460314	2928908
520528 S/C YARN COMBED FIB.< 83.33-DX	347242	3435040	563113	3205823
520531 MUL/CAB.C/Y.ULF.>714.29DECITEX				79
520532 MUL/CAB C/Y ULF.232.56-714.29D		35		83
520541 MUL/CAB.C/Y COM.FIB>714.29DX				19242
520542 MUL/CAB.C/Y CF.232.56-714.29DX		5179	2604	27081
520543 MUL/CAB.C/Y CF.129.31-232.56DX				172
520547 MUL/CAB C.Y CF.83.33-106-38 DX		7149	2603	7056
520548 MUL/CAB.C/Y COM.FIB.< 83.33.DX	21662	89548		12127
520611 S/C YARN UN COM. FIB>714.29 DX		31157	1092	25033
520612 S/C YARN UN.COM. FIB.<71429.DX	26118	230871		30634
520613 S/C.YARN UN.COM.FIB.<832.56DX.	121	222		51983
520615 S/C YARN UN.COM. FIB.<125DX.		14602		
520622 S/C YARN COMBED FIB.<714.29DX		9705		
520623 S/C YARN COMBED FIB.<232.56DX	417	2996	3551	21302
520624 S/C YARN COMBED FIB< 192.31DX	4653	6024	18	403
520631 MUL/CAB C/Y UNF >14.29 DX	11728	26252		18082
520641 MUL/CAB C/Y COM F/B>714.929DX				225
520642 MUL/CAB C/Y CF<714.29,232.56D				128
520644 MUL/CAB C/Y CF<192.31,125DX		264		3900
520710 C/Y CON>85 % WT OF COT PER-SAL		95		53
521225 OTH W-FAB COT PRINTED>200G/SQM	2282	3845		1614
530129 OTH, FLAX,HACKLED NOT SPUN	1178	364481	11653	171850
530130 FLAX TOW AND WASTE INCLY-WASTE		38335	64904	91200
530210 TRUE HEMP,RAW OR RETTED				854
530290 OTH,TRUE,HEMP RAW,PROSS N-SPUN	42744	143186		7649

Contd.

10.11 Imports by Economic Categories (Detail)

(In Thousand Rupees)

Items	Apr., 2021	From July, 2020	Apr., 2020	From July, 2019
530310 JUTE/OTH TEXT BAST FIB RAW/RET	542297	7675351	394970	4138662
530500 COCONUT,ABACA RAMIE,RAW/PROCE	20473	180238	17922	154048
530610 SINGLE FLAX YARN		3810		24562
530620 MULTIPLE OR CABLED YARN	7	3712		3035
530710 SINGLE,YARN OF JUTE OR OTH FIB	39554	191752	21398	133259
530720 MULTIPLE OR CABLED YARN(RAMIE)		540		11839
530810 COIR YARN	9113	71749	3023	58243
530820 TRUE HEMP YARN		24764		1546
531100 WOV FAB OF OTH VEG TEX FIB		639		499
540110 SEWING THREAD SYTHA FILAMENT	76996	494520	28051	366771
540120 SEWING THREAD ARTIFICIAL FILAM	151895	1948586	31500	620239
540211 HIGH TENANCITY YARN OF ARAMIDS	18452	44409	4194	15047
540219 OTH HIGH TENANCITY NYLON YARN	2483	32294	2306	24792
540220 HIGH TEN YARN OF POLYESTERS	41913	334790	35400	327751
540231 FILAMENTS YARN NYLON POLY 50	154649	1932744	149997	1453082
540232 FILAMENTS YARN NYLON/OTH POLY	48863	105346	15611	84621
540233 FILAMENTS YARN OF POLYESTERS	3838892	33368558	1526294	22807287
540234 TEXTURED YARN OF POLYPROPYLENE	74528	767755	74880	535131
540239 OTH, SYNTHETIC FILAMENTS YARN	14462	416752	7316	161133
540244 OTH YARN SINGLE UN-TWIST/TWIST	884466	7007269	665494	6084328
540245 ELASTOMERIC YARN OF NYLON	66976	1113931	34397	966193
540246 ELASTOMERIC YAR,POLY-PARTIALLY	13241	92367	5276	86127
540247 ELASTOMERIC YARN OF POLYESTERS	1427076	15298477	562542	11068770
540248 O-ELASTOMERIC OF SPANDEX/LYCRA	13808	96755		34161
540249 OTH,YARN,SINGLE,50 TURNS/MTR	102	318577	58709	270861
540251 OTH S/Y TWIST>50/M NYLON,POLYA	611	34708	1465	21273
540252 OTH S/Y TWS>50/M OF POLYESTER	24691	187676	9802	233289
540259 OTH S/Y TWS>50M OF OTH POLYEST		242		140
540261 OTH Y-MULTIPLE/CAB NYLON/POLYM	35083	272309	10261	69749
540262 OTH Y-MULTI/CAB OF POLYESTER	75549	481329	12867	633445
540263 OTH Y-MULTI/CAB OF POLYPROPYL		22774		
540269 OTH Y-MULTI/CAB NOT RETAIL SAL	6776	394941	16325	214635
540310 HIGH TENACITY YARN OF VISCOS				5717
540331 OTH Y/S UN-TWST VISCOSE RAYON	2085127	15982562	395419	11381883
540332 OTH Y/S VIS RAY >120TURNS/MTRS	340885	2869482	41374	4439574
540333 OTH YARN,SINGLE CELLULOSE ACET		21312		91794
540339 OTH ARTIF FILAMENT YARN SINGL	27193	681633	110307	2187568
540341 OTHER YARN OF VISCOSE RAYON	15967	141269	120098	717916
540349 OTH ARTI FILAMENT YRN VIS RAYO		13		
540411 ELASTOMERIC SYN-MONOFILAMENT	37	53869		57088
540412 OTH MONOFILAMENT OF POLYPROPYL	833	45458		21132
540419 OTH SYN MONOFILAMENT OF 67-DEX	9981	229897	27669	256348
540490 OTH SYNTH YARN & SYNTH TEX MAT	46996	367504	6046	232355
540500 ARTIFICIAL MONOFIEMENT67D/MORE				1520
540834 OTH WOV FAB ART.FIL YARN PRINT		10		21609
550110 SYN FIL TOW NYLON/OOPOLYAMIDES	4	6		73
550120 SYN FILAMENT TOW OF POLYESTERS	4531	60350	12096	16935
550130 ACRYLIC OR MODACRYLIC	507006	4232989	404727	2809393
550190 SYNTHETIC FILAMENT TOW,N.S.				49289
550210 ART-FIL TOW OF CELULOSE ACETAT	728419	3711778	70912	3618304
550290 ART FIL TOW OF VISCOSE RAYON		31936		45263
550311 SYN STAPL FIB OF NY OF ARAMIDS	37045	937819	505923	2099776
550319 OTH SYN STSPL FIB NOT CARD/COM	41728	511044	38852	304900
550320 SYN STA FIB POLYESTER N-CRD/CD	2672378	20696866	1672862	14698665
550330 SYN STA FIB ACRYLIC N-CRD/COMD	185597	2536904	337604	1328996
550340 SYN STAFIB POLYPROPYLENE N-C/C		6393		19
550390 SYN STAPLE FIB NOT CARDED/COMB	2238	108720	21396	57123
550410 ART-STA FIB VIS RAYON N-CRD/CO	4608084	41341570	2885776	29458395
550490 OTH ART STAPLE FIB NOT CARDED	560754	6114832	487414	4543352
550510 WASTE SYNTHETIC FIBRES		2599		616
550610 SYN STA FIB CRD,COM SPIN NYLON		1067		4298

Contd.

10.11 Imports by Economic Categories (Detail)

(In Thousand Rupees)

Items	Apr., 2021	From July, 2020	Apr., 2020	From July, 2019
550620 SYN STA FIB CRD,COM SPN POLYES	46223	335738	33028	311019
550630 ACRYLIC FIBRES CARDED/COMBED	27162	129387	34678	187167
550690 SYNTHETI FIB CARDED/COMBED NS		58		162
550700 ARTIFI STAPLE FIB CARDED/COM	30	99		326
550810 SEWING THREAD SYN STAPLE FIBRE	1068	77189	3821	64204
550820 SEWING THREAD ART STAPLE FIBRE		675		663
550911 S/Y STA FIB 86% WT NYLON		50145	10734	27063
550912 MULTI CAB YRN SYN FIB NYL 85%W	4788	30626	31450	83555
550921 S/Y SYN STA FIB 85% WT POLYSTR	168972	1131595	107241	1724655
550922 MULTI STA FIB 85% W POLYESTER	194755	2471944	121376	2450572
550931 SINGLE YARN85% OR MORE ACRYLIC	13853	83430		78927
550932 MUL/CAB YARN 85% ACRYLIC FIB	8919	74685		56000
550941 SINGLE YARN 85% WT SYN STA FIB		129108	11485	136785
550942 MUL/CAB YARN SYN STA FIB 85%WT		42279		54320
550951 O/YRN POLYES STA FIB MIX ARTIF	80340	1062536	23295	760014
550952 O/YRN MX WITH WOOL/FINE A-HAIR				1573
550953 OTH YRN OF POLYESTER MIX COTTN	36399	317714	14976	381127
550959 OTH YRN OF POLY STAPLE FIBRE	38700	855913	78744	728576
550961 O/YRN OF ACRYLIC S-FIB MX WOOL		93428		19107
550962 OTH YARN ACRYLIC MIX COTTON		43	74	386
550969 YARN ACRYLIC FIB NOT FOR R-SAL	105442	512670	27548	260680
550992 O/YRN SYN STA FIB MIX COT-NRS	1271	1271	264	264
550999 OTH YARN SYN FIB NOT FOR R-SAL	23	160569		4375
551011 S/YRN ART STA FIB>85% STAPLE-F	283037	935041	9243	77692
551012 MUL/CAB YARN ART STA FIB>85%W	3767	5132		3866
551020 O/YRN ART STA FIB MX WOL/F-HAI		4517		
551030 O/YRN ART STA FIB MIX COT-NRS		5588		
551090 O/YRN ATT STA FIB<85%ART ATA-F	910	1473	2419	2796
560290 OTH FELTS,NOT IMPREGNATE,COAT	16213	315009	4923	207313
560311 N-WOVNS, M-MADE FILA>25G/SQM	254209	3981433	361428	5702587
560312 N-WOV,M-MAD FIL>25G/SQM>70GSQM	95968	1345202	205723	2107268
560313 N-WOVNS,M-MAD FIL>70G/SQM>150G	47768	766878	71486	861816
560314 N-WOV,M-MAD FLAME WT>150G/SQM	4743	113818	17326	140335
560391 OTH NONWOVENS, WT>25 G/SQM	4571	59849	1376	17909
560392 OTH N-WOV,WT>25G/SQM>70 G/SQM	168520	886052	51864	221373
560393 OTH,NON WOVEN>70G/SQM>150G/SQM	12143	347358	6683	76866
560394 OTH,N-WOVEN WEIGHING>150G/SQM	284039	2446624	201440	2855338
560410 RUBBER THREA AND CORD,TEX COVE	18785	280131	7879	72406
560490 OTHER,TEXTILE COVERED MATERIAL	2637	84243	11128	78999
581099 OTH TEXTILE MATERIAL.	2476	70271	3	5299
581100 QUILTED TEXTILE PRODUCT PIECE.	19608	205021	17068	272080
590110 TEX FAB.GUM COATED/AMYLAC,SUBS	1333	20451		21322
590290 OTH,TYRE CORD FAB YARN VIS-RYN		10350		819
590310 TEX.FAB.IMP,COV/LMTD PICAL.	194513	2323001	108502	1888703
590320 TEX.FAB IMP,COATED,POLYURETHAN	198521	2731516	74136	1620401
590500 TEXTILE WALL COVERINGS.		72		1519
590610 ADHESIVE TAPE < 20 CM	3431	23878	997	32117
590691 RUBBERISED TEX FAB,KNIT/CROCH	4425	80713		2994
590699 OTHER,RUBBERISED TEX FAB,N.S	3200	124178	11437	160422
590700 TEXTILE FABRICS O/W IMPG/COATD	98499	1008841	33288	757059
630800 SETS OF WOVEN FABRICS AND YARN		6008		102
630900 WORN CLOTHING&OTH WORN ARTICLE	4369731	37300301	2038556	23433327
631010 USED&NEW RAGS,SCRAP,TWINE,ETC		13105	34	28788
640590 OTHER FOOTWEAR		181375	3559	206118
640610 OTH PARTS OF FOOTWEAR N.S.	17143	207057	18452	1055068
640620 OUTER SOLE/HEEL OF RUB/PLASTIC	29221	437472	16199	520365
640690 PARTS OF FOOTWEAR/OTH MATERIAL	13665	66443	10789	89752
650100 HAT-FORM/BODY,HOODS OF FELT		63948		17
700800 MUL-WALLED INSULATE UNIT GLASS	2274	5915	15	23416
700910 REAR VIEW MIRRORS FOR VEHICLES	8556	100469	6224	51710
700991 UNFRAMED GLASS MIRRORS	20626	467585	50701	342424

Contd.

10.11 Imports by Economic Categories (Detail)

(In Thousand Rupees)

Items	Apr., 2021	From July, 2020	Apr., 2020	From July, 2019
701399 O-GLASSWARE INDOOR DECORATION	82477	1127112	67697	804191
701890 OTH GLASS ART O/T IMI-JEWELERY	3772	48922	612	43942
701911 SILVER/ROVINGYARN C/STAND=50MM	1571	9564	569	10724
701912 ROVINGS	27198	213242	25887	112307
702000 OTH ARTICLES OF GLASS	273459	2706697	75406	1344750
710110 NATURAL PEARLS				3
710310 UN-WORKED/SIMPLY SAWN PRE-STON	4322	20804		10550
710399 OTH SEMI/PRE STONES WORKED N.S	16	245		38
710420 OTH UN-WORKED SAWN,SYN PRE STO		52		
710590 OTH DUST/POWDER NAT SYN PRE ST		173		10
710610 SILVER POWDER			10	264
710691 SILVER UNWROUGHT		35		2286
710692 SEMI-MANUFACTURED SILVER	2843	19017		24608
711019 OTH PLATINUM OTH SEM MFG FORM		2123	321	614
730890 OTH STRUCTURE OF IRON OR STEEL	96435	6935181	471496	10074624
730900 RESERVATORS,TANKS,VATS SIMICONT	178	159860	143	59494
731010 TANKS,CASKS,DRUMS,CANS,BOX>50	26757	146745	26677	384074
731021 CAN,CLOSED BY SOLD/CIMP CAP<50	8371	217963	19718	117934
731029 OTH TANK,CASK,DRUM,BOX CAP<50	269368	1737061	150826	1037072
761090 ALUM STRUCTURE & PARTS N.E.S.	41399	350508	40481	1811386
761100 ALUM RESERVOIRS,TANKS VATS ETC				792
761210 COLLAPSIBLE TUBULAR CONTA ALUM	5389	44009		30064
761290 OTH CASKS,DRUM,CAN,BOXES ALUMI	99176	656047	16397	676879
890800 VESSELS&F-STRU FOR BREAKING UP	1994812	51697823	125148	4528598
900110 OPTICAL FIB,OPTI FIB BUNDLES	44632	389223	250	314322
900120 SHEET,PLATE OF POLARISING MATE	75	148	11	11
900130 CONTACT LENSES.	3525	49572	3312	33901
900140 SPECTACLE LENSES OF GLASS.	4112	86632	4536	101564
900150 SPECTACLE LENSES OTH MATERIAL	2259	50248	3573	38918
900190 OTH LENSES, PRISMS, MIRRORS	80146	1005152	51038	749989
900211 OBJETIVE LENSE CAMRA/PROJECTOR	3973	8615	40	25271
900219 OTHER OBJECTIVE LENSES.	1457	5869	841	32247
900220 FILTERS FOR OBJECTIVE LENSES	284	4933	221	903
900290 OTH,MOUNTED OPTICAL ELEMENTS	3446	47926	1140	31276
900311 FRAMS,MOUNTINGS OF PLASTICS	745	13203	1700	12261
900319 FRAM,MOUNTING OF OTH MATERIAL	28494	353087	8412	250179
900390 PART FOR FRAMES&MOUNT SPECATLE	34	555	53	1386
900410 SPECTACLES,GOGGLES SUNGLASSES	41856	432146	12941	212806
900590 PARTS/ACCESSORIE OF BINOCULARS	355	6648	54	8263
900610 CAMERA FOR PREPARE PRINT PLATE	15	15		
900630 CAMERA USED IN UNDERWATE SURVY	1210	14138		48191
900640 INSTANT PRINT CAMERAS	3743	15654		7145
900651 CAMERA(SLR) FOR FILM WDI>35MM		4		
900659 OTH CAMERA PHOTOGRAPHIC	263	1038		1244
900661 DISCHARGE LAM FLASHLIGHT APPAR	728	11112		3256
900669 OTH PH-GRAPHIC FLASHLIGHT APPA	1100	9148	83	3149
900691 PARTS,ACCE PHOTOGRAPHIC CAMERA	2669	57922	914	32442
B. CAPITAL GOODS TOTAL	86278556	796485830	61184397*	644746221
250100 SALT/PURE SODIUM CHLORIDE	1898	81735	7600	70146
250200 UNROASTED IRON PYRITES		16448	2209	4064
250300 SULPHUR OF ALL KINDS	157603	1543926	31957	854684
250410 NATURAL GRAPHITE OF ALL KINDS	5870	136819	17072	103630
250490 OTHER,NATURAL GRAPHITE		5024	3384	4112
250510 SILICA SANDS AND QUARTZ SANDS	4289	38394	298	24512
250590 OTHER NATURAL SANDS	18372	261094	33543	199711
250610 QUARTZ (O/T NATURAL SANDS)	539	7184	68	2905
250620 QUARTZITE ROUGHLY TRIMMED		1491		1127

Contd.

10.11 Imports by Economic Categories (Detail)

(In Thousand Rupees)

Items	Apr., 2021	From July, 2020	Apr., 2020	From July, 2019
250700 KAOLIN & OTH KAOLIN CLAYS	161079	1392511	111845	1203707
250810 BENTONITE	27620	218419	8815	174170
250830 FIRE-CLAY	1698	3005		1122
250840 OTHER CLAYS	17461	119226	15309	123254
250860 MULLITE		354		
250900 CHALK		14050	3269	24544
251110 NATURAL BARIUM SULPHATE	2765	33826	2533	47352
251120 NATURAL BARIUM CARBONATE				55
251200 SILICEOUS FOSSIL MEALS	16269	67074	3529	78137
251310 PUMIC STONE W/NOT HEAT TREATED	41395	262650	25868	196813
251320 EMERY,NATURAL CORUNDUM,GARNET	3694	33066	2186	64004
251400 SLATE,WHET/NOT ROUGHLY TRIMED		8945		2531
251511 MARBLE/TRAVERTINE,CRUDE ROUGH	245748	1046519	6314	507618
251512 MARBLE,TRAVERTINE,MERELY CUT	1102	4776	463	6640
251520 ECAUSSINE/BUILDING STONES ETC	47	47	42	42
251611 GRANITE,CRUDE/ROUGHLY TRIMMED	11623	247485	17107	250117
251612 GRANITE,MERELY CUT,BY SAWING				1034
251620 SANDSTONE,CRUDE/ROUGHLY TRIMED		1869		61
251690 OTH MONUMENTAL BUILDING STONE		414		
251710 PEBBLES,GRAVEL/CRUSH STONE ETC		579	1545	1982
251741 GRANULES,CHIP & POWDER,MARBLE	34	34	33	5640
251749 OTH GRANULE,CHIPPING & POWDER		28126		28205
251810 DOLOMITE, NOT CALCINED	926	2468		
251820 DOLOMITE, CALCINED			1293	3253
251830 DOLOMITE RAMMING MAX	2535	51164	2261	40880
251990 OTH FUSED MAGNESIA,DEAD BURNED	9906	163263	36920	180255
252010 GYPSUM; ANHYDRITE	8943	32422	117	24271
252020 PLASTERS OF CALCINED GYPSUM	11109	44670	6150	53873
252100 LIMESTONE FLUX;LIMESTON CEMENT		231		37
252210 QUICKLIME	862	1555		1046
252220 SLAKED LIME	1050	18520		17787
252310 CEMENT CLINKERS	42785	240818	8377	155471
252321 WHITE PORTLAND CEMENT	16839	98462		31051
252329 OTHER PORTLAND CEMENT	12040	122947	1410	195842
252330 ALUMINOUS CEMENT(CEMENT FONDU)				12342
252390 OTHER HYDRAULIC CEMENTS	8011	284123	52037	409916
252490 OTHER ASBESTOS	18080	204707	5705	278058
252510 CRUDE MICA,MICA RIFTED SHEETS		633		45
252520 MICA POWDER	434	17439	1296	11844
252610 NATURAL STEATITE,NOT CRUSHED	892029	1030531	9739	4577706
252620 NATURAL STEATITE,CRUSH/POWDER	9673	56559	5660	68237
252800 NATURAL BORATES & CONCENTRATES		25		
252910 FELDSPAR	11742	153013	20865	108551
252921 FLUORSPAR<97% CALCIUM FLORIDE		97039		20389
252922 FLUORSPAR>97% CALCIUM FLORIDE		1151		67365
252930 LEUCITE;NEPHELINE,NEPH SYENITE	5248	14633		4902
253010 VERMICULITE,PERLITE CHLORITES		3918		5512
253090 OTHER,MINERAL SUBSTANCES	112967	1190714	115634	956211
260111 IRON ORES,CONCEN,NON-AGGLOMERT		2061		
260200 MAGANESE ORES & CONCENTRATES	27646	27646		20489
260700 LEAD ORES AND CONCENTRATES	6928	42361	1365	11379
261000 CHROMIUM ORES AND CONCENTRATES	6374	46629		37845
261400 TITANIUM ORES & CONCENTRATES		45500	709	46620
261790 OTHER ORES AND CONCENTRATES		821	634	634
261800 GRANULATED SLAG M/G IRON,STEEL	16486	100669	2250	36284
261900 SLAG,DROSS OTH WASTE,IRN/STL	71484	344219	67708	284686
262019 OTH,ASH&RESIDUE C/MAINLY ZINC		3450		5548
262029 OTH LEAD GASOLINE SLUDGES/ASH			268	9168
262030 ASH&RESIDUES MAINLY OF COPPER		9900	593	15546
262040 ASH&RESIDUE MAINLY OF ALUMNIUM		1583		2262
262190 OTH SLAG &ASH,RESIDUES M-WAST	1505	29696	4812	5365

Contd.

10.11 Imports by Economic Categories (Detail)

(In Thousand Rupees)

Items	Apr., 2021	From July, 2020	Apr., 2020	From July, 2019
270111 ANTHRACITE NOT AGGLOMERATED	17294	182831	23559	237800
270112 BITUMINOUS COAL,NOT AGGLOMERATED	17975651	169245756	11117353	150135224
270119 OTHER COAL,NOT AGGLOMERATED	3550217	26816325	3017592	31915142
270120 BRIQUETTES SIMILAR SOLID FUEL		2994		591
270210 LIGNITE NOT AGGLOMERATED	400707	434492		5775
270300 PEAT INCLPEAT LITTER	2031	165461	2461	66699
270400 COKE/SEMI OF COAL,RETORT CARBN	329766	4053728	347787	4462315
270710 BENZOLE (BENZENE)		160701		
270730 XYLOLE (XYLENES)	465815	2426291	359533	2586753
270740 NAPHTHALENE		114		3274
270750 OTH STOCK FOR CARBON BLACK	22681	583416	13314	566876
270791 CREOSOTE OILS		5574		9338
270799 OTH OIL /PROD DISTLION COALTAR	231676	1310041		923287
271019 KEROSENE,INCL KER.TY. JET FUEL	3375122	27853915	1951644	20298994
271129 OTH GAS HYDROCARBON GAS STATE		4565	560	3273
271210 PETROLEUM JELLY	28116	501658	20502	457574
271220 PARAFIN/WAX,CONT WT<0.75%OIL	109274	438974	34535	368743
271410 BITUMEN OIL SHALE & TAR SANDS	898	898		
271500 BITUMEN MIXTURES,NATURAL	67051	562594	8019	50461
271600 ELECTRICAL ENERGY	316414	4604712	313688	4330064
280110 CHLORINE		30		198
280120 IODINE	1158	163317	21462	251491
280200 SULPHUR,SUB/PRE COLLI.SULPHER		5856		3667
280300 CARBON(INCL CARBON BLACK)NES	458319	4193243	280298	3281884
280410 HYDROGEN.		5178	639	2701
280421 ARGON	20036	115721	5105	141145
280429 OTHER, RARE GASES.	1881	153476	8876	257081
280430 NITROGEN		6406	110	24494
280440 OXYGEN		46125		1253
280450 BORON, TELLURIUM	3456	3467	15	1675
280461 SILICON CON & 99.99% BY WEIGHT		1064		41
280469 OTHER SILICON	1810	196462	17699	89064
280470 PHOSPHORUS		129550	21224	77775
280480 ARSENIC		12541	6912	14136
280490 SELENIUM		85487	13783	86437
280511 SODIUM		316		405
280512 CALCIUM		2293	1216	1216
280519 OTHER ALKALI METALS	274	34547		35797
280540 MERCURY		135		
280610 HYDROGEN CHLORIDE (HCL ACID)	34	2276		110
280620 CHLOROSULPHURIC ACID		1		
280700 SULPHURIC ACID; OLEUM	355	3691		3344
280800 NITRIC ACID;SULPHONITRIC ACIDS	5623	141597	22787	212407
280910 DIPHOSPHORUS PENTAOXIDE		12958		14417
280920 PHOSPHORIC/POLPHOSPHORIC ACIDS	3835488	34716052	2316587	28970449
281000 OXIDES OF BORON;BORIC ACIDS	61491	529071	31947	316801
281111 HYDROGEN FLUORIDE	2738	17608		22030
281119 OTHER INORGANIC ACIDS.	36604	124408	31766	181188
281121 CARBON DIOXIDE		3304		2412
281122 SILICON DIOXIDE (SILICA)	107367	1180701	165744	1298491
281129 OTH INORGANIC OXYGEN COMPOUNDS	56	20201	272	25268
281219 OTH CHLORIDE OXIDE		2201		656
281290 OTH HALIDE/HALIDE OXIDES	16	4859		10669
281390 OTH SUPHIDE OF NON-METALS		18593		798
281410 ANHYDROUS AMMONIA		84722	426	40092
281420 AMMONIA IN AQUEOUS SOLUTION	1763	23797	7200	43026
281511 SODIUM HYDROXIDE SOLID	2000	29790	1280	26673
281512 SODIUM HYDROXIDE AQUEOUS SOL		3322		625
281520 POTASSIUM HYDROXIDE (CAUSTIC)	97156	663060	125274	458419
281530 PEROXIDES OF SODIUM/POTASSIUM		2057		343
281610 HYDROXIDE/PEROXIDE OF MAGNESUM	11959	73656	298	27466

Contd.

10.11 Imports by Economic Categories (Detail)

(In Thousand Rupees)

Items	Apr., 2021	From July, 2020	Apr., 2020	From July, 2019
281640 STRONTIUM,OXIDE,H-OXIDE,PEROXI		11776		15062
281700 ZINC OXIDE;ZINC PEROXIDE	84544	714500	31132	441296
281810 ARTIFICIAL CORUNDUM NOT DEFIN	6	23207	1882	42037
281820 ALUMINIUM OXIDE O/T ARTIFICIAL	46202	383896	57483	382071
281830 ALUMINIUM HYDROXIDE	73628	604820	50696	426643
281910 CHROMIUM TRIOXIDE	39778	300412	25522	211503
281990 OTH,CHROMIUM OXIDES&HYDROXIDE		30613		20621
282010 MANGANESE DIOXIDE	50	25215	15425	67148
282090 OTHER, MANGANESE OXIDES	564	7511		46145
282110 IRON OXIDES AND HYDROXIDES	160786	1344953	93507	952456
282120 EARTH COLOURS		6963		119
282200 COBALT OXIDE & HYDROXIDE	16027	171403	8843	111145
282300 TITANIUM OXIDES.	114705	776477	51425	376022
282410 LEAD MONOXIDE(LITHARGE,MASICOT	46197	269354	7671	137904
282490 OTHER, LEAD OXIDES	736	72555		25237
282510 HYDRAZINE, YDROXYLAMINE SALT	8780	43278	12523	53756
282520 LITHIUM OXIDE AND HYDROXIDE	2580	23281		25753
282530 VANADIUM OXIDES AND HYDROXIDES	20	11372		8757
282540 NICKEL OXIDES AND HYDROXIDES		1449	885	1922
282550 COPPER OXIDES AND HYDROXIDES		256	442	457
282560 GERMANIUM OXID/ZIRCONIUMDIOXID		3033		1654
282570 MOLYBDENIUM OXIDES/DIOXIDES	14	196		
282580 ANTIMONY OXIDES	1649	103184	21891	111664
282590 OTH INORGANIC BASE/METAL OXIDE	78	12189	139	28858
282619 OTHER, FLOURIDES	1019	36941	2619	22966
282630 SODIUM HEXAFLOROALUMINATE		1405		76
282690 OTHER,COMPLEX FLUORINE SALTS	420	68313	3305	28472
282710 AMMONIUM CHLORIDE	16026	122990	6926	87288
282720 CALCIUM CHLORIDE	28749	98804	16414	82505
282731 CHLORIDES OF MAGNESIUM	4651	23394	2071	32774
282732 CHLORIDES OF ALUMINIUM	24167	130653	60645	219369
282735 CHLORIDES OF NICKEL		12918	3754	20450
282739 OTHER CHLORIDES:	21158	181589	23809	192969
282749 OTH CHLORIDE OXIDE/HYDROXIDES		6049	2334	7680
282751 SODIUM POTASIUUM BROMOMIDES	1016	131599	17	10857
282759 OTH BROMIDE/BROMIDE OXIDE	25142	57686	156	29013
282760 IODIDES AND IODIDE OXIDES	901	46520	7036	50220
282810 COM CAL HYP (BLEACHING POWDER)				4622
282890 OTH HYPOCHLORITES/HYPOBROMITES		5542		8765
282911 CHLORATES OF SODIUM	3378	6158		3591
282919 OTH CHLORATES/PERCHLORATES	47947	653105	85478	579319
282990 OTH BROMATES/PERBROMATE/IODATE	656	117013	1879	72640
283010 SODIUM SULPHIDES	223055	1114849	166600	935457
283090 OTH, SULPHIDES, POLYSULPHIDES		1		1632
283110 SODIUM DITHIONITE,SULPHOXYLATE	172387	1139760	123169	1095346
283190 OTH DITHIONITE & SULPHOXYLATE	113844	629365	287042	1063117
283210 SODIUM SULPHITES(NEUTRAL)	69711	395303	62913	466361
283220 OTHER SULPHITES	1979	7819		17802
283230 THIOSULPHATES	4705	9831	1835	16409
283311 DISODIUM SULPHATE	150018	1994468	178880	1826328
283319 OTHER SODIUM SULPHATES	7023	10381		9078
283321 MAGNESIUM SULPHATE(EPSOM SLATE	12488	62063	6215	40833
283322 SULPHATES OF ALUMUNIUM	61795	198621	30570	173271
283324 SULPHATES OF NICKLE		43441	6722	58154
283325 SULPHATES OF COPPER	18257	129932	43	101161
283327 SULPHATES OF BARIUM	22531	130532	1933	74603
283329 OTHER SULPHATES	227505	1416840	104313	1253290
283330 ALUMS		2106		3521
283340 PEROXOSULPHATES(PERSULPHATES)	9614	87963	5134	52708
283410 NITRITES	2164	58221	6719	85874
283421 NITRATES OF POTASSIUM	32966	236647	46444	155235

Contd.

10.11 Imports by Economic Categories (Detail)

(In Thousand Rupees)

Items	Apr., 2021	From July, 2020	Apr., 2020	From July, 2019
283429 OTHER, NITRATES	8047	107108	17832	120517
283510 PHOSPHINATES & PHOSPHONATES	3099	18782	2613	14773
283522 PHOSPHATES OF MONO-OR DISODIUM	9009	255585	18277	228679
283524 PHOSPHATES OF POTASSIUM	591	75708	9999	93472
283525 CALCIUM HYDROGEN-ORTHOPHOSPHAT	92520	883720	118419	1042173
283526 OTH CALCIUM PHOSPHATE (PURE)	43896	1113277	66375	530882
283529 OTHER, PHOSPHATES	6663	67063	1939	48205
283531 SODIUM TRIPHOSPHATE	110247	1158026	115730	891636
283539 OTHER, POLYPHOSPHATES	67148	815609	72251	558733
283620 DISODIUM CARBONATE NATURAL	284705	1007312	56422	277764
283630 SODIUM HYDROGEN CARBONATE	22670	217984	18837	131006
283640 POTASSIUM CARBONATE	8819	255659	72167	226945
283650 CALCIUM CARBONATE	41172	298491	33308	268576
283660 BARIUM CARBONATE	3598	130581	17351	141114
283691 LITHIUM CARBONATE		12176	12885	14662
283692 STRONTIUM CARBONATE				746
283699 OTHER, CARBONATES	45821	746479	110134	607563
283711 CYANIDES OF SODIUM	19186	138160	14581	113723
283719 OTH CYANIDE/OXIDES	70	15281		25148
283720 COMPLEX CYANIDES	69	2110	2454	4930
283911 SODIUM METASILICATES	3922	102205	12555	31162
283919 OTHER, SILICATES	16057	67543	5536	37251
283990 OTHER, METAL SILICATE	21428	85066	14632	94678
284011 SODIUM TETRABORATE ANHYDROUS	5	39		27
284019 OTH DISODIUM TETRABORAT(REFINE	24588	299647	11971	248504
284020 OTHER, BORATES		9220		77398
284030 PEROXOBORATES (PERBORATES)	68	1279		2727
284130 SODIUM DICHROMATE	22400	305316	3784	299429
284150 OTH CHROMATE DI/PER CHROMATES	4742	28221		6676
284161 POTASSIUM PERMAGANATE	13203	70917		21479
284169 OTH MAGANITE MAGANATE/PERMAGAN				4249
284170 MOLYBDATES	361	43674	795	40718
284180 TUNGSTATES (WOLFRAMATES)		608		15
284190 OTH,SALT OXOMETALIC/PEROX ACID	1749	7092	14	4403
284210 DOUBLE OR COMPLEX SILICATES.	27694	517605	46192	314184
284290 OTHER SALTS OF INORGANIC ACIDS	16373	184940	14471	82864
284310 COLLOIDAL PRECIOUS METALS				16
284321 SILVER NITRATE.	508	3918	222	4608
284329 OTHER,SILVER COMPOUNDS		15711	3261	21568
284330 GOLD COMPOUNDS.		375	63	63678
284390 OTHER COMPOUNDS,AMALGAMS	17	16064	877	20206
284440 RADIOACTIVE EL/ISOTOP COMP ALY	13993	385404	10489	318689
284510 HEAVY WATER(DEUTERIUM OXIDE)		209		
284590 OTH ISOTOPES & THEIR COMPOUNDS	1017	6842		5496
284610 CERIUM COMPOUNDS.	1618	11045	1953	14356
284690 OTH RARE EARTH METAL COMPOUNDS	11133	30457	8178	37560
284700 HYDROGEN PEROXIDE SO-WITH UREA	33615	775645	50242	426971
284910 CALCIUM CARBIDES	162722	1266558	118360	890290
284920 SILICON CARBIDE	30	36463	4506	45122
284990 OTHER CARBIDE		3158	705	2208
285000 HYDRIDE,NITRIDE,AZIDE,BRMD ETC	1184	5957		299750
285210 INORG/ORGANIC COMP OF MERCURY	30	1548	77	2287
285290 OTH INORG/ORG COMP-MERCURY		501		1432
285390 OTH INORGANIC COPM AMALGAMS	272	8933	442	2476
290899 OTH SULPHONATED DER OF PHENOLS	62757	561595	36894	161314
290911 DIETHYL ETHER	21	295		849
290919 OTHER, ACYLIC ETHER	66	5113	337	7444
290920 CYCLANIC,CYC ETHER HALOGEN DER	463	17367	1361	1560
290930 AROMATIC ETHER HALOGEN SULPH'T	15255	260744	39619	243305
290941 2,2-OXYDIETHANOL(DIETHYL GLYCL	204023	1508209	86358	1270865
290943 MONOBUTYL ETHER,ETHYLEN GLYCOL	22989	382087	18750	251855

Contd.

10.11 Imports by Economic Categories (Detail)

(In Thousand Rupees)

Items	Apr., 2021	From July, 2020	Apr., 2020	From July, 2019
290944 MONOALKYL ETHER,ETHYLEN,GLYCOL	87613	434955	8057	292841
290949 OTH,ETHERS THEIR DERIVATIVES	115832	474405	59491	416984
290950 ETHER-PHENOLS,ETHERALCH PHENOL	21573	89236	1454	55919
290960 ALCH PEROXID,ETH PEROXID,KETON	43022	571449	49286	413633
291010 OXIRANE (ETHYLENE OXIDE)		30181		29952
291020 METHYLOXIRANE(PROPYLENE OXIDE)				19
291030 1-CHLORO-2,3-EPOXYPROPANE	18202	138171	2890	104339
291050 ENDRIN (ISO)		42		
291090 OTH,EPOXIDE,EPOXYALCH,EPOXYPHL	1237	17737		4405
291100 ACETAL HEM/ACETAL,OXYFUNC HEL	88	20584	198	6872
291211 METHANE WITHOUT OTH OXYGN FUNC	33	84	116	6832
291212 ETHANE WITHOUT OTH OXYGEN FUNC		569		1546
291219 OTH,ACYCLIC ALDEHYD W/O OTHOXY	7354	168491	20460	166332
291221 BENZALDEHYDE W/O OTH OXY FUNC		3480		719
291229 OTH CYCLIC ALDEHYD W/O OXY FUN	7748	49904	4120	44477
291241 VANILLIN(4-HYDROXY-3-METHOXYBZ	25959	231126	63524	200856
291242 ETHYLVANILIN(3-ETHOXY-4HYDROXY		76864	2362	58052
291249 OTH ALDEHYDE-ETHER/PHENOL/OXYG	6688	26025	1424	37257
291250 CYCLIC POLYMERS OF ALDEHYES		16		
291260 PARAFORMALDEHYDE	9121	78562	3927	62058
291300 HALOGEN,SULPHONAT,NITRAT DERV		92	45	133
291411 ACETONE		142274	8697	59565
291412 BUTANONE(METHYL ETHYL KETONE)	74330	460122	19911	295770
291413 4-METHYLPENTAN-2-ONE	6288	36316	3275	32970
291419 OTH,ACYCLIC KETONE W-OUT OXY-F	145	44878	352	13449
291422 CYCLOHEXANONE,METHYLCYCLOHEXON	8318	415120	38754	345600
291423 IONONES AND METHYLIONONES	861	5532		19009
291429 OTH,CYCLANIC ETC W/O OTHOXYGN	8597	67027	5135	65021
291439 OTH,AROMATIC KETONE W/O OXYGEN	3145	56281	70	32503
291440 KETONE-ALCOHOL KETONE-ALDEHYDE	4017	71764	236	109706
291450 KETONE-PHENOL/KETONE W/O OXYGN		36022	8065	44943
291461 ANTHRAQUINONE		3		
291462 COENZYME Q10 UBIDECARENONE	4432	68632	2247	41975
291469 OTHER QUINONES	27974	118507		73763
291479 OTH HALGNAT,SULPH,NITRAT DERIV	630	14706	3076	27021
291899 OTH INDREDIENTS FOR PESTICIDES	42246	1123766	98716	905546
291910 TRIS(2,3-DIBROMOPROPYL)PHOSPHA		1		
291990 OTH PHOSPHORIC ESTER/SALT/DERI	8774	111146	6975	86017
292019 OTH THIOPHOSPHORICESTERS, DERI		202		30
292021 DIMETHYL PHOSPHITE		16		
292029 OTH PHOSPHITE ESTERS			354	487
292030 ENDOSULFAN (ISO)		9		
292090 OTH ESTER OTH INORGANIC ACID	93940	962274	351453	1381669
292111 METHYLAMINE,DI/TRI & ITS SALT	8217	51863	9235	70343
292112 DIMETHYLAMINO ETHYLCHLORD HCL		15		3463
292113 DIETHYLAMINO)ETHYLCHLORID HCL		135		
292114 DISOPROPYLAMINO ETHYLCHLORID				4663
292119 OTH ACYCLIC MONOAMIN/DERV/SALT	7011	86034	19659	123075
292121 ETHYLENEDIAMINE AND ITS SALTS	8072	160596	9070	197170
292122 HEXAMETHYLENEDIAMINE/ITS SALTS		7526		2764
292129 OTH ACYCLIC POLYAMIN/DERV/SALT	23489	183255	19515	143068
292130 CY-CLANIC,LENIC LOTERPENI/SALT	24240	152814	7800	117039
292141 ANILINE AND ITS SALTS		14054	3186	14006
292142 ANILINE DERIVATIVES/ITS SALT	298074	3372324	542236	5057601
292143 TOLUIDINE/ITS DERIVATIV/SALT	17702	140163	74228	325585
292144 DIPHENYLAMINE/ITS DERIV/SALT	1216	7114	11	868
292145 1,2-NAPHTHYAMINE/ITS DERIVATE	3430	132625	3395	82937
292146 AMFETAMINE,BENZFETAMIN,DEX,ETC		489		
292149 OTH,AROMATIC MONOAMIN DER/SALT	100890	1014414	101827	823478
292151 O,M,P-PHENYLENE,DIAMINE SALT	669692	3925789	1094856	4069578
292159 OTH AROMATIC POLYAMIN DER/SALT	38075	232025	54602	494600

Contd.

10.11 Imports by Economic Categories (Detail)

(In Thousand Rupees)

Items	Apr., 2021	From July, 2020	Apr., 2020	From July, 2019
292211 MONOETHANOLAMINE AND ITS SALTS	12311	81841	9422	67208
292212 DIETHANOLAMINE AND ITS SALTS	30267	149202	22525	119085
292217 292215		125340	9496	88792
292217 METHYL & ETHYL DIETHANOLAMINE	4481	310547		38540
292218 2NN-DIISOPROPYLAMINO)ETHANOL		18		
292219 OTH AMINO-ALCH ETHER/ESTR/SALT	223156	2629523	138668	1738200
292221 AMINOHYDROXYNEPHLENE ACID/SALT	26376	441689	62224	568912
292229 OTH AMINO NAPTHOL/PHENOL ETHER	183237	2901915	315950	2011248
292239 OTH AMINO ALDEHYDES	8158	217502	1217	522565
292241 LYSINE/ITS ESTER SALT THEREOF	255489	2240452	539479	2261603
292242 GLUTAMIC ACID AND ITS SALTS	1692	6186	1599	7500
292243 ANTHRANILIC ACID AND ITS SALTS				1113
292244 TILIDINE (INN) AND ITS SALTS		16296		
292249 OTH AMINOACID/ESTER O/T OXYFUN	566873	5934372	784963	5856003
292250 AMINO-ALCHL/ACIDPHENOL/IT COMP	295304	2384814	157170	1199513
292310 CHOLINE AND ITS SALTS	1926	24441	780	47285
292320 LECITHIN/OTH PHOSPHOAMINOLIPID	34106	329840	25007	312971
292330 TETRAETHYLAMO PERFLOROCT SULPH				480
292340 DIDECYLDIMETHYLAMO PERFLUROCT		892		
292390 OTH QU-AMMONIUM SALT/HYDROXID	100807	812467	79614	703566
292419 OTH AMIDE COMP,CARBONIC ACID	176658	1512213	220672	1268371
292421 UREINES/DERIV/SALT THEREOF		47363	12466	38366
292423 2-ACETAMIDOBENOIC ACID				225
292424 ETHINAMATE (INN)		9		
292425 ALACHLOR (ISO)				474
292429 OTH CYCLIC AMIDE DERIV/SALTS	344199	3379822	559079	2660173
292511 SACCHARIN AND ITS SALTS	65219	571088	78375	440915
292519 OTH IMIDE/DERIV/SALT THROF	18041	45061	32	7283
292521 CHLOIMEFORMRD (ISO)				425
292529 DIPHENYL-GUANIDINE	73641	1627863	275289	1161689
292610 ACRYLONITRILE	6792	67963	13021	73256
292620 1-CYANOQUANIDINE(DICYANDIAMIDE	38530	155360	38016	94077
292630 FENPROPOREX (INN)& SALTS		170		
292640 ALPHA-PHENYLACETOACETONITRILE	224	5464		65
292690 OTH,NITRILE-FUNCTION COMPOUNDS	1994489	14126893	2732929	9268335
292700 DIAZO-,AZO-/AZOXY-COMPOUNDS	64636	345433	71233	268857
292800 ORGANIC DERV,HYDRAZIN/HYDOXY	2059	251434	13341	159041
292910 ISOCYANATES W-NITROGEN FUNCTIO	1126882	9642369	705333	8076476
350790 OTH ENZYMES/PREP ENZYMES	305362	2758351	373316	2528864
360200 PREP EXPLOSIVE O/T POWDER		38733		184486
381590 OTHER CATALYTIC PREPARATIONS	17378	1226777	39168	1048433
401039 TRANS SYS.BELT OTH 150-198 CM	27921	299131	24197	333656
401110 NEW PNEUM TYRES FOR MOTOR CARS	1062216	9782303	148128	2114434
401120 NEW PNEUM TYRES FOR BUS/LORRY	2955912	38219205	1000020	7989626
401130 NEW PNEUM TYRES RUB AIRCRAFTS	10552	139316	27901	366276
401140 NEW PNEUM TYRE RUBB MOTORCYCLE	1557	23361	1488	16872
401150 NEW PNEUM TYRE RUBB BICYCLES	693	15220	228	9788
401170 TYRE AGRICULTURE VEH/MACHINE	71868	823764	212703	1154576
401180 TYRE INDUSTRIAL/CONST VEH/MACH	112334	1595606	46129	842097
401190 OTH TYRE NEW PNEUMATIC RUBBER	36564	296695	16747	215493
401211 RETREATED TYRES FOR MOTORCARS		2081		
401212 RETREATED TYRE FOR BUSES/LORRY		270		2783
401213 RETREATED TYRE FOR AIRCRAFTS				9649
401219 OTHER RETREATED TYRE OF RUBBER	1	641		53
401220 USED PNEUMATIC TYRES OF RUBBER		2878		129
401290 OTH USED PNEUMATIC TYRE RUBBER	17163	106270	4209	69331
401310 INNER TUBES,OF MOTOR CAR/BUSES	10313	253543	8724	1103518
401320 INNER TUBES FOR BICYCLES		4327	158	692
420340 OTHER CLOTHING ACCESSORIES	460	4584	116	4890
440290 OTH WOOD CHARCOAL NOT AGGLOMER	4	7598	2037	15212
440500 WOOD WOOL;WOOD FLOUR.	7734	52042	6160	31739

Contd.

10.11 Imports by Economic Categories (Detail)

(In Thousand Rupees)

Items	Apr., 2021	From July, 2020	Apr., 2020	From July, 2019
440692 OTH N-CONF RAIL SLEEP WOOD			165	165
440711 WOOD SAWN/CHIPPED OF PINE	594474	5316234	870547	6556657
440712 WOOD SAWN/CHIPPED OF FIR&SPRUCE	168971	1232120	88905	470357
440719 WOOD SAWN/CHIPPED OTH CONIFER	111447	1109380	180447	1168150
440721 MAHOGANY (SWIETENIA SPP) TROP		41459		8603
440725 TROPICAL WOOD DARK RED MERANTI	64277	440739	16994	267975
440726 TROPICAL WOOD WHITE LAUAN ECC	22777	176851	25466	260927
440727 SAPELLI	37494	343711	26997	265663
440729 OTH TROPICAL WOOD NON-CONF SAW	306710	3461174	405646	3392611
440791 OAK WOOD,SWAN/CHIPPED LEN WISE	1333	33952	2629	38230
440792 BEECH WOOD SWAN/CHIPPED L/WISE	18671	144754	21129	162194
440793 OTH TROPICAL WOOD OF MAPLE		809		
440795 OTH TROPICAL WOOD OF ASH	70431	741126	56239	772906
440890 OTH.LAMINAT WOOD SAWN.SLICED6M	31698	222603	8275	224050
440910 WOOD CONIFEROUS SPECIES SHAPED				93
440921 WOOD NON-CONIFEROUS OF BAMBOO		3990	400	10590
441700 TOOLS/BODIES/HANDLE OF WOOD	3505	80479	10569	58315
441810 WINDOWS FRENCH WINDOWS & FRAME				22484
441820 DOORS FRAMES AND THERSHOLDS	2447	122917	16239	231554
441840 SHUTTERING FOR CONCRETE C/WORK	5081	34862		7801
441860 POSTS AND BEAMS OF WOOD				
441873 FLOOR PANEL OF BAMBOO 1 LAYER		5241		
441875 OTH MULTILAYER FLOORING PANELS	545	545	163	163
441879 OTH ASSEMBLED FLOORING PANELS	768	7016		40185
551694 W-FAB ART FIB<85%WT O/FIB PTIN	6691	304998	4650	121215
560121 OTH ARTICLES OF COTTON WADDING	6531	12460	531	12232
560122 OTH WADDING OF MAN-MADE FIBRES	29899	170042	24173	67080
560129 OTHER, WADDING ARTICLES	3733	29763		42532
560600 GIMPED YARN,AND STRIP AND LIVE	58212	1111209	82986	503190
560729 OTH,TWINE,CORDAGE,ROPE&CABLE	59	16641	18	5770
560741 BINDER/BALER TWINE OF POLYTHNE	9158	41888	17151	49479
560749 OTH TWINE,CORDAGE,ROP,CAB POLY	28527	246947	4961	280644
560750 TWINE,CORDAGE,ROPE,OTH SYN FIB	2706	106887	14466	113757
560790 OTH,TWINE,CORDAGE,ROPE & CABLE	5186	49206	9089	59859
560811 FISHING NETS MAN-MADE TEX MAT	77180	518575	39139	440092
560819 OTH, MADE UP NETS OF TEX MAT	24192	878234	12561	119099
560890 OTH,NOTTED NETS/NETTING ROPE	703	43269	1365	31440
591000 TRANSMISON CONYOR BELT TEX MAT	15844	189069	11153	147639
591110 TEX FAB,FELT & FELT-LINED FAB.	30016	291171	13070	286783
591120 BOLTING CLOTH,WHET/NOT MADE UP	8417	88215	5071	69083
591131 TEX FAB & FELTS,-< 650G/SQM .	5504	64997	996	71927
591132 TEX FAB & FELTS,->0650G/SQM .	21866	467518	43577	410260
591140 STRAINING CLOTH USEDOIL PRESS	1105	12860	655	24550
670490 WIGS,BEARD,EYE-BROW OF OTH MAT	595	8920	32	6081
680100 ARTICLE OF STONE PLAS CEMET		22		42
680210 TILES CUBES AND SIMILAR ARTICL	25	385	3	1353
680221 OTH MONUMENTAL BUILD STONE/ART	1717	33479	5423	65517
680223 GRANITE	1469	42912		94183
680229 OTHER STONE		6351	141	6213
680291 OTH MARBL TRAVERTIN&ALABASTER	12354	214640	15054	135529
680293 OTHER GRANITE	3706	29842	1984	37176
680299 OTHER STONE	28	6482		2588
680690 OTH ARTICLE OF HEAT INSULATING	5165	358448	2979	460466
680710 ARTICLE OF ASPHALT IN ROLL	2163	99251		93937
680790 OTH ARTICLE OF ASPHALT MATERL	476	2365	1324	5364
681099 OTH ARTICLE OF CEMENT	790	515142		44476
681140 ARTICLES CONTAINING ASBESTOS	28	220621	8930	39432
681181 CORRUGATED SHT NOT CON ASBESTO	15644	204624	30654	135626
681182 O-SHT,PANEL,TILES,NOT CON ASBE	29040	194630	20270	173740
681599 OTH ARTICLE OF STONE OTH MINRL	22605	174628	10305	113839
690100 BRICK , TILE OF SILI FOSSIL	67	2307	54	11722

Contd.

10.11 Imports by Economic Categories (Detail)

(In Thousand Rupees)

Items	Apr., 2021	From July, 2020	Apr., 2020	From July, 2019
690210 REF BRICK,TILE>50%MG,CA	186712	1331286	292912	3143696
690220 CERAMIC>50%SILICA,ALUM	55368	500836	84855	478763
690390 OTH REFLECTORY CERAMIC GOODS	15067	362492	14639	309483
690410 CERAMIC BUILDING BRICKS		9		1096
690490 OTH C/FLOORING BLOCKS F/TILE		13138		6283
690510 ROOFING TILES	68	1849	1	1799
690590 OTH CHIMNEY-POTS,COWLS,ETC.	131	883	10	3280
690600 CERAMIC PIPES CONDUITS&FITING		3574		2362
690721 TILES POLISHED WAT AB 0.5%	166293	2053559	221257	2978330
690722 TILE POLISHED WAT AB >0.5%<10%	149449	1798390	97650	1484641
690730 MOSAIC CUBES AND SIMLAR ARTICL	2707	7716		1631
691490 OTH CERAMIC ARTICLES O/TH PORN	13324	43332	253	7917
700100 CULLET AND OTH WAST&SCRAP,GLAS		4728	6	307
700210 BALLS IN GLASS UNWORKED	923	115624	4808	179763
700220 RODS IN GLASS UNWORKED		301		
700231 TUBE,FUSED QUARTZ/SILICA,UNWOR		818		831
700232 TUBE OF OTH GLASS UNWORKED		1958		
700239 OTHER, TUBES IN GLASS	62233	747718	63402	670794
700312 NON-WIRED SHEETS COLOURED,FLAS	9520	104176	10816	127426
700319 OTH NON WIRED SHEETS OF GLASS	6303	126974		20547
700320 WIRED SHEETS GLASS	2059	6468		15117
700330 PROFILES OF GLASS				21
700420 GLASS COLOURED OPACIFIED FLASH		2638		
700490 OTHER GLASS	3698	61989	12667	44919
700510 NON-WIRED GLASS HAVE ABSORBENT	16801	130148	22843	169037
700521 NON-WIRED GLASS COLOURED,OP/FE	51430	245182	14486	109945
700529 OTHER, NON-WIRED GLASS	22735	168414	6056	123973
700600 GLASS BENT, EDGE-H-70.03,04,05	1592	157890	10480	141194
700711 THOUGHENED SAFTY GLASS FOR VES	71963	740162	36791	245676
700719 OTH THOUGHENED SAFTY GLASS	3535	36914		57646
700721 LAMINATED SAFTY GLASS VEH/VESL	14004	152026	3021	123722
700729 OTHER, LIMINATED SAFETY GLASS	3083	113688	24272	116638
701090 OTH CARBOYS BOTT,FLASK,JAR,POT	229368	1896765	242207	1603477
701110 FOR ELECTRIC LIGHTING	2260	16608	3708	9879
701400 SIGNALLING GL-WARE,OPTCAL ELEM	666	17871	36	15942
701510 GLASS FOR CORRECTIVE SPECTACLE		557	209	1982
701610 GLASS CUBES/OTH SMALLWARE	10535	51479	2181	67855
701919 OTH YARN OF GLASS FIBRE/THREAD	13647	121551	30671	116423
701931 GLASS MATS	195276	1498418	170939	887630
701932 THIN SHEETS (VOILES)	22976	470785	54087	479834
701959 OTH WOVEN FABRICS	2482	61016	2398	71018
710490 OTH SYN/RECONSTI SEM/PRE STONE		75		71
710510 DUST AND POWDER OF DIAMONDS		6		57
711890 OTHER COIN		246		36
720110 NON-ALLOY PIG IRON<0.5% PHOSP	122971	928337	40249	453624
720120 NON-ALLOY PIG IRON>0.5% PHOSP				214
720150 ALLOY PIG IRON; SPIEGELEISEN		2		10257
720211 FERRO-MANGANESE CONT 2% CARBON	98518	660103	86511	616389
720219 OTH FERRO-MANGANESE	22227	31610		6190
720221 FERRO-SLICON CONT >55% SILICON	46091	354876	51200	314218
720229 OTH FERRO-SILICON	42873	349092	15140	290044
720230 FERRO-SILICO-MANGANESE	1131713	6058229	427574	5024144
720241 FERRO-CHROMIUM CONT >4% CARBON	853	33993	1707	18169
720249 OTH FERRO-CHROMIUM	1565	24500	608	12608
720270 FERRO-MOLYBDENUM	127	14979		15441
720280 FERRO-TUNGSTEN&FERRO-SIL-TUNGS	574	5279	723	3441
720291 FERRO-TITANIUM/FERO-SILI TITAN	142	1327		1012
720292 FERRO-VANADIUM	188	2476	597	1057
720293 FERRO-NIOBIUM	514	1966		2415
720299 OTHER FERRO-ALLOYS	157	9359	770	3312
720310 FERROUS PROD BY DIR RUD IRONORE	648442	3881009	96270	2147810

Contd.

10.11 Imports by Economic Categories (Detail)

(In Thousand Rupees)

Items	Apr., 2021	From July, 2020	Apr., 2020	From July, 2019
720390 OTH FERROUS PRODUCTS		4726		4846
720410 WASTE/SCRAP OF CAST IRON	27509	254407	12201	159834
720421 WASTE/SCRAP OF STAINLESS STEEL	63576	529340	35956	302289
720430 WASTE/SCRAP TINNED IRON/STL	440953	4195117	379079	3281717
720441 TURNING,SHAVING,MILLING WASTE	11505958	116805007	6131110	86024386
720449 OTHER FERROUS WASTE AND SCRAP	12357107	132496836	10742031	113121007
720510 GRANULES OF PIG IRON	9915	89599	6636	53732
720521 POWDERS OF ALLOY STEEL	2441	9165	1256	4282
720529 OTH POWDER PIG IRON&SP IRON/ST	2633	65132	1896	50533
720690 OTHPRIM FORM (EXCL H-72.03)		628		
720711 CONT 0.25% CARBON,IRON/N-ALY/S	9835	48466	37722	40430
720712 OTH RECTANGULAR CROSS SECT I/S		82602		20219
720719 OTH SEMI/FIN PROD IRON/N-A.STL		39973		60081
721790 OTH WIRE OF IRON/NON-ALLOY-STEL	40435	341242	54504	298792
721810 INGOTS & OTH PRI FORM ST/STEEL		90		
721891 OTH INGOTS-RECTANGULR ST/STEEL				221
722300 WIRE OF STAINLESS STEEL	40847	489611	31106	339754
732599 OTH CAST ARTI OF I/S NES	24056	482380	5177	318685
732611 GRIND BALL&SIMI ARTI FOR MILLS	30992	31248		56
732690 OTH ARTICLES OF IRON & STEEL	438671	4364727	585577	5282696
740100 CEMENT COPPER (PRECIPITATED)		1		
740200 UN-REFINED CODDER, COPP ANODES		8449		12158
740311 REFINED COPPER,CATHODES&SECTIN	1722665	10891812	856814	7627988
740312 REFINED COPPER WIRE-BARS				198
740319 OTHER, REFINED COPPER	5129	31895	4109	38187
740321 COPPER-ZINC BASE ALLOYS(BRASS)	11068	30596	229	248
740322 COPPER-TIN BASE ALLOY (BRONZE)		1277		653
740329 OTH COPPER ALLOYS(O/T H-74.05)		242		1446
740400 COPPER WASTE AND SCRAP	902500	7297686	541909	4377679
741999 OTHER, ARTICLES OF COPPER	7846	64886	2593	54757
750120 NICKEL OXIDE SINTERS&OTH PROD	404	404		69
750210 NICKEL, NOT ALLOYED	133099	1379148	41997	1028406
750220 NICKEL ALLOYS		11500		7627
750890 OTHER, ARTICLES OF NICKLES	106507	700888	111375	820042
760110 ALUMINIUM, NOT ALLOYED	433128	4730878	397015	4416420
760120 ALUMINIUM ALLOYS	351502	2153720	61175	1293534
761699 OTHER,ARTICLES OF ALUMINUM	120822	1058588	392340	1867395
780110 REFINED UN-WROUGHT LEAD	831694	4090671	61519	634486
780191 OTH UNWROUGHT LEAD CON ANTIMON		38531		33371
780199 OTH UNREFIND LEAD&LEAD ALLOYED	21576	356383	20178	184118
780600 OTHER ARTICLES OF LEAD.	2337	29361	832	107144
790111 ZINC NOT ALLOYED WT=>99.99%	610943	4993225	374367	2970125
790112 ZINC NOT ALLOYED WT < 99.99%		84537		
790120 ZINC ALLOYS	947936	4140177	322740	2795760
790700 OTHER ARTICLES OF ZINC.	23268	197294	25518	188405
800110 TIN, NOT ALLOYED	163669	872828	112482	594221
800120 TIN ALLOYS		7281	3753	7006
800700 OTHER ARTICLES OF TIN		1646		876
810196 OTHER WIRE OF TUNGSTEN	5027	21213	780	24265
810199 OTHER ARTICLES OF TUNGSTEN	16	8485		7522
810210 MOLYBDENUM POWDERS		3001		
810296 OTHER MOLYBDENUM WIRE	33	5869		8125
810299 OTH MOLYBDENUM AND ARTICLES	1678	3853		
810320 UNWROUGHT TANTALUM BARS & RODS				18
810390 OTH TANTALUM&ARTICLES THEREOF				183
810411 UNWROUGHT MAGNESIUM BY WT99.8%	3418	45334	4669	41435
810419 OTH ARTICL UNWROUHT MAGNESIUM	283	6186		8014
810490 OTHER ARTICLE OF MAGNESIUM		22417	284	2800
810520 COBALT MATTES& OTH PRODUCTS	42724	140026		216039
810590 OTH INTERMEDIATE PRO OF COBALT		2195		3447
810720 UNWROUGHT CADIUUM POWDER	39	26227		

Contd.

10.11 Imports by Economic Categories (Detail)

(In Thousand Rupees)

Items	Apr., 2021	From July, 2020	Apr., 2020	From July, 2019
810790 OTH CADMIUM,WROUGHT & ARTICLES	1207	14175		292
810820 UNWROUGHT TITANIUM POWDER		711		
810890 OTH TITANIUM WROUGHT&ARTICLES	5055	52550	5430	53498
810990 OTH ZIRCONIUM AND ARTICLES		11206		2645
811010 UNWROUGHT ANTIMONY POWDER	178979	582230	68091	272361
811090 OTH ANTIMONY ART INCL W/SCRAP				5902
811100 MANGANES&ARTCL INC WASTE&SCRAP	506	81228		9744
811221 CHROMIUM UNWROUGHT POWDER	155	1626	309	1838
811229 OTH UNWROUG CHROMIUM INCL WAST	3128	4603	23261	23267
811299 OTH BASE METAL UNWROUGH&ARTICL				1381
961900 SANITARY TOWEL&TAMPON&SIMILAR	249447	3194523	169261	3475049
3. CAPITAL GOODS TOTAL	207990971	1980931214	130543266*	1639188104
10611 MAMMALS				5
10612 WHALES, DOLPHINES & PERPOISES				6855
10614 RABBITS AND HARES		386		2572
10619 OTHER MAMMALS	3410	6772		12177
10620 RAPTILES (INCL.SNAKES&TURTLES)				338
10631 BIRDS OF PREY	4338	5039		25701
10632 PSITTACIFORMES(INCL.PARROTS)	8708	11986		43160
10633 OSTRICHES,EMUS(DROMAIUSNOVAEH)				164
10639 OTHER BIRDS	618	639		4153
10641 INSECTS		20745		56466
10690 OTHER LIVES ANIMALS				7972
621790 PARTS OF GAR/CLOTH ACCESSORI	106	10180	88	5454
680300 WORKED SLATE/ARTICLE OF SLATE		685		149
680410 MILL STONE AND GRIND STON MIL	29773	387169	21134	338253
680421 OTH MILLSTONE OF AGGLOMER SYNT	4297	104107	12044	104340
680422 MILL STONE AND GRIND STONE/OTH	219744	2173727	171665	1621050
680423 OTH MILLSTONE OF NATURAL STONE	9466	61317	13686	61159
680430 HAND SHARPENING POLISH STONE	9936	91552	2342	52576
680510 BASE OF WOVEN TEXTILE FABRICS	27609	696527	57524	532982
680520 ON BASE OF PAPER OR PAPERBOARD	31475	624347	70399	449266
680530 ON BASE OF OTHER MATERIALS	48103	383797	21593	457602
680610 SLAG WOOL ROCKWOOL MINERAL WOL	10568	73731	13663	121984
680620 EXFOLIATED VERMICULITE EXPEND	1523	22638	4245	19270
680800 PANELS,BOARDS,TILES BLOCKS ETC	2686	13253	107	18688
680911 BOARDS,SHEETS,PANELS,TILES ETC	30153	184422	58112	348374
680919 OTH BOARDS,SHEETS,PANELS OF PL	3188	3267	7613	73001
680990 OTH ARTICLE OF PLASTICS	1904	3188		9259
681011 BUILD BLOCK,BRICK OF CEMENT				24160
681019 OTH ARTICLE TILE,FLAGSTONE ETC	13360	177675	4052	198265
681091 PREFABRICAT STRUCTURAL COMPONT		12814		23291
681189 OTH ARTICLES NOT CON ASBESTOES	1657	90890		2548
681291 CLOTHING ACCE OF ASBESTOES FIB		2460	156	629
681292 PAPER MILLBOARDFELT ASBET FIBR		5		
681293 COMPRESSD ASBESTOS FIB JOINING	29245	217230	12889	150260
681299 O-ARTI OF FABRICA ASBESTOS FIB		28316	2620	20819
681320 FRICTION MATERIA CON ASBESTOES	35884	283152	4841	187995
681381 BRAKE LININGS&PADS VEH-H-8711	21759	158569	31715	196775
681389 O-BRAKE LINE&PADS NOT CON ASBE	65679	515379	23711	340284
681410 PLATES,SHEETS STRIPS OF AGLOM	867	14787		4841
681490 OTH, ARTICLES OF MICA	1279	13316	495	2434
681510 NON ELETICAL OF GRAPHITE	8768	136545	30342	140327
681520 ARTICLE OF PEAT OTH ARTICLE		15		
681591 CONTAIN MAGNESTIC DOLOMITE/CHR		114		981
690290 OTH REFERECTORY BRIK/BLOK TILE	1819	63402	1738	13922
690310 CERAMIC CON>50% GRAPHITE,CARB	11344	197650	5365	132325
690320 COLD TUNDISH LINING SLIDE GATE	67418	709774	44350	455234
690723 TILES POLISHED WAT AB >10%	232010	935112	46571	910722

Contd.

10.11 Imports by Economic Categories (Detail)

(In Thousand Rupees)

Items	Apr., 2021	From July, 2020	Apr., 2020	From July, 2019
690740 FINSHING CEREMICS	2134	9090	1	638
690911 LAB CERM WARE PORCELAIN/CHINA	2034	14298		7236
690912 LAB CERM WARE HARD>9 MOH.SCALE	735	12687		13572
690919 LAB CERAMIC WARE CHM/TECH USE	12586	123034	1085	73185
690990 OTH CERAMIC WARES AND SIMILARS	157	19544	4473	24705
691010 CERAMIC SINK,ETC.FIXT PORCELIN	152633	966331	76847	966639
691390 OTH STATUTTES, ORNAMENT	115	13084	650	6527
691410 OTH CERAMIC ARTICLES OF PORCEL		1789		21188
710812 OTH UNWROUGH(GOLD)NON-MONTERY	149779	1107627	27600	1817749
710820 MONETARY (GOLD)				113443
711810 COIN (O/T GOLD),NOT LEGAL TEND	43	65		717
720720 CONT 0.25% MORE OF CARBON I/ST	29709	653305		177615
720810 COILS, I/N-A-STEL-HOT ROLLED	6410	85888	33538	266503
720825 OTH C-HR-I/N-A-STL TH>4.75 MM	22693	55974	1091	17883
720826 OTH C-HR-I/N-A-STLTH=3-4.75MM	1932	87086	6283	63783
720827 OTH C-HR-I/N-A-STL TH<3 MM	5305	63458	18517	229083
720836 OTH C-HR-I/N-A-STL TH>10 MM	7964	18549		104372
720837 OTH C-HR-I/N-A-STL TH4.75-10MM	2160	496407	20118	67081
720838 OTH C-HR-I/N-A-STL TH 3-4.75MM	56535	2289357	40160	1495506
720839 OTH C-HR-I/N-A-STL TH<3 MM	4247093	59778185	4088490	45186931
720840 NOT IN COIL I/S H-ROL W/PATERN		5743	4530	18558
720851 OTH N/COIL I/S H-ROL TH>10 MM	3583	431948	44423	187937
720852 OTH N/COIL I/S H-ROLTH>4.75-10	1025	110706	1372	42116
720853 OTH N/COIL I/S H-ROL TH>3-4.75	19856	119351	1721	43012
720854 OTH C-HR-I/N-A-STL TH<3 MM	25806	110214	236	113160
720890 OTH FLT-ROL PROD IRON WD>600MM	9525	600782	82152	199954
720915 IN COIL I/S C-ROL TH 3MM/MORE	42482	441748	3990	284240
720916 IN COIL I/S C-ROL TH > 1 < 3MM	479708	10308549	418708	5221205
720917 IN COIL I/S C-ROL TH>0.5-1MM	252966	4360640	368180	3035202
720918 IN COIL I/S C-ROL TH > 0.5 MM	177380	2805827	467370	2238980
720925 NOT IN COIL I/S C-ROL TH 3MM/>		47829	645	27116
720926 NOT IN COIL I/S C-ROL TH>1M<3M	128668	845836	68876	679757
720927 C-ROL I/S TH 0.5 MM TO 1MM	252486	1221631	143796	1680148
720928 NOT IN COIL I/S C-ROL TH<0.5MM		26097		44138
720990 OTH FLT ROL PROD I/S WD>600MM	125309	1401835	40868	611397
721011 I/STL PLAT/COAT TIN TH-0.5MM/>	2018	12125		61358
721012 I/STL PLAT/COAT TIN<0.5MM	280803	3989313	335769	3806994
721020 IR/STL PLAT/COAT WITH LEAD		3713		51
721030 ELECTROLYTICALLY PLAT/COAT ZIN	412592	2912320	431199	2982935
721041 COR F-R PROD I/S ZINC COAT600		92150		1117
721049 OTH F-R PROD I/S COAT ZINC>600	586685	8043496	580956	6660695
721050 F-ROL I/ST COAT CHROMIUM OXIDE	121844	891694	57617	710486
721061 I/S PL/COT ALUMINIUM ZINC ALLY	365119	3879808	25855	1884515
721069 OTH F-ROL PROD I/S PL/COT ALUM		33778		72668
721070 FR I/S PAINT/VARN, COATED PLAS	1073209	11469081	358401	8864564
721090 OTH F-ROL PRD I/NA-ST CLD,COAT	65521	608456	7356	448147
721113 ROLL 4 FACE I/ST TH<4M WD>150M		5413		5118
721114 OTH F-ROLL I/S WD<600MMTH>4.75	67121	552609	44836	400253
721119 OTH F-ROLL I/S WD <600MM-CR	13811	738847	1381240	2031657
721123 F.ROL I/ST CR WT<0.25% CARBON		14186	18274	113961
721129 OTH F-ROL PROD C/ROL WD<600MM	17470	232629	36766	235270
721190 OTH F-ROL PROD I/STL WD<600MM	20427	417248	37578	334726
721210 F-ROL PROD I/NA STL PLATE/COAT	224	15859		11382
721220 I/S ELECTROLYTCAL PL/CT W/ZINC	10402	92370	52	201930
721230 I/STEEL OTH WISE PL/CT W/ZINC	14618	108408	2154	227567
721240 I/STEEL PAIN/VABNI/COT W/PLAST	55636	544640	23826	367870
721250 I/STEEL OTHWISE PLATED/COATED	17567	122555	234	81121
721260 CLAD,FLAT ROLLED PRODUCT I/STL		12760		3798
721310 BARS/RODS HOT/ROL I/S,CON RIBS	2530	3029		49829
721391 OTH CIRCULAR C/SEC <14 MM DIA	18403	407116	85867	453741
721399 OTH BAR/ROD H-ROL IRR-WND-COIL	18989	169201	4462	53220

Contd.

10.11 Imports by Economic Categories (Detail)

(In Thousand Rupees)

Items	Apr., 2021	From July, 2020	Apr., 2020	From July, 2019
721410 BAR/RODS IRON NA STEEL FORGED	6232	529871	4096	339696
721420 BAR/ROD I/S CON RIBS GROOVES	36194	380175	4941	826113
721430 OTH BAR/RODS OT/THAN HEAD72.13	2654	5067		16781
721491 OTH BAR/ROD I/S RETANGULAR C/S	735	1006		526
721499 OTH BAR/ROD I/S O/THN H-72.13	11	38801	893	120508
721510 BARS/RODS FREE CUT STEEL COLD	16208	88110	4585	67650
721550 OTH BAR,ROD COLD-FORMED OF I/S	3413	41930	7009	21110
721590 OTH BAR/RODS,OTH NONALLOY STEL	825	36790	3695	48052
721610 U,I,H SECTIONS H-ROL HIGH<80MM	235	1015		48263
721621 L SEC H/ROL HT<80 MM 1/NA STEL	19	94848		13061
721631 U,I OR H SEC H-ROL HT 80M 1/ST	1153	124605		25045
721632 I SECTION	2160	10830	12461	105405
721633 H SECTION	13118	114843	37	154309
721640 L&T SEC H-ROL HT 80MM OR MORE		5906	3	3369
721650 OTH ANGLE/SHAPE SEC HOT H/ROL	137	1629	7	328
721661 ANGLE/SHAPE SEC COLD/ROLL		28		84
721669 OTH ANGLE/SHAPE SEC I/S C-ROLL		16077		1198
721691 OTH C/FORM I/ST FLAT ROL PROD	4282	12087		33703
721699 OTH ANGLE/SHAPE SEC IRON/STEEL	507	53573	36391	140186
721710 WIRE OF I/S NOT PLATED/COATED	833	81396	5395	93572
721720 WIRE OF I/S PLATED/COAT W/ZINC	16465	53926	170	62018
721730 WIRE I/S PLATED/COAT W/O B-MTL	112300	792136	20424	532263
721899 OTH SEMI-FINISHED PRO ST/STEEL		1662		488
721911 F/ROL PROD ST/STEEL HR TH>10MM	332	1131		1101
721912 COILS ST/STEL-HR TH>4.75-10MM	33218	39139	4390	38530
721913 COILS ST/STEL-HR TH>3MM-4.75MM	29841	38674		79433
721914 COILS ST/STEL-HR TH>3MM	238	18890	4611	29676
721921 COILS ST/STEL-HR TH>10MM	22247	69381		38119
721922 COILS ST/STEL-HR TH>4.75-10MM	1946	39984		9661
721923 COILS ST/STEL-HR TH>3MM<4.75MM	55	38805		86112
721924 COILS ST/STEL-HR TH>3MM	4493	14165		33184
721931 COILS ST/STEL-CR-TH >4.75 MM		87585		49445
721932 COILS ST/STEL-CR-TH>3MM-4.75MM		211826	9505	188686
721933 COILS ST/STEL-CR-TH >1MM <3MM	259602	2745180	142576	1762746
721934 COILS ST/STEL-CR-TH>0.5MM<1MM	294147	3219865	224158	1959431
721935 COILS ST/STEL-CR-TH >0.5MM	347692	6177794	519843	3998596
721990 OTH F/ROL PROD ST/ST WD>600 MM	618704	8358160	595184	6434916
722011 F-ROL ST/STEEL H-ROL TH>4.75MM		12936		14742
722012 F-ROL ST/STEEL H-ROL TH<4.75MM	10613	45162		220536
722020 COILS ST/STEEL H.ROLLTH <600MM	110432	736758	27067	657414
722090 OTH F/ROL PROD,ST/ST WD <600MM	28247	1189827	205100	958543
722100 BAR/RODS H/ROL IN COIL ST/STEL	5619	41548		7377
722211 BAR/ROD ST/ST NFW H/ROL CC/SEC	31951	383810	18833	219010
722219 OTH BAR/ROD ST/ST NFW HOT/DRWN	876	23278	408	63948
722220 BAR/ROD ST/ST NFW C/FOR,C/FIN	17805	100128	315	93959
722230 OTH BAR/ROD OF STAINLESS STEEL	12965	347384	43224	298804
722240 ANGLE/SHAPES&SECTION ST/STEEL	1923	35690	15514	93129
722490 OTH SEMI-FIN PROD OTH A/STEEL		22428		1417
722511 GRAIN-ORIENTED SIL-ELEC-STEEL	191539	2554227	96510	2125841
722519 OTH F/ROL PROD SIL-ELEC-STEEL	249084	1258077	144299	1064743
722530 OTH NFW HOT/ROLLED IN COILS	7811659	52333898	1576489	31212648
722540 OTH NFW HOT/ROLLED NOT IN COIL	157158	2902220	128782	1649910
722550 OTH ALLOY STEEL NOT WORK(RDUC)	51640	962850	1563	351651
722591 OTH F/ROL PROD ELEC ZINC PLATE		42499		986
722592 FLATROLLED PROD O/W ZINC PLATE		98265		100628
722599 OTH F/ROL PROD OTH ALLOY STEEL	114691	2826276	181643	2225582
722611 GRAIN-ORIENTED SILICON ELEC ST		198570		
722619 OTH FLAT ROLL\PROD SILICON E/S		426		79
722620 FLAT/ROL PROD HIGH SPEED STEL		763		
722691 OTH FLATROL PROD NETWORK HOT/R	1327	115864		1759819
722692 OTH F/ROLL PROD NETWORK COLD/R	77238	358898		484506

Contd.

10.11 Imports by Economic Categories (Detail)

(In Thousand Rupees)

Items	Apr., 2021	From July, 2020	Apr., 2020	From July, 2019
722699 OTH F/ROL PROD OTH ALLOY STEEL		14449	7750	171850
722710 BAR/ROD OF HIGH SPEED STEEL		356		
722790 OTH BAR/ROD H/ROLL W/COIL A/ST	1348059	8823872	478295	6080383
722810 BAR/RODS OF HIGH SPEED STEEL		20028		1793
722820 BAR/RODS OF SILICO-MAG STEEL		40714		126187
722830 OTH BAR/ROD HOT ROLLED	10834	140103	830	295788
722840 OTH BAR/ROD NOWORK FORGED	7247	80969		44775
722850 OTH BAR/ROD NOWORK C/FOR,C/F	1644	17901		58475
722860 OTH BAR/ROD ALLOY STEEL NES	3392	51857	502	127572
722870 ANGLES, SHAPES AND SECTIONS	823	254917	50203	336105
722880 HOLLOW DRILL BARS AND RODS		5226	42	172
722920 WIRE OTH ALLOY STEEL SILICOMANG		164		320
722990 OTH,WIRE OF OTHER ALLOY STEEL	24835	462546	48776	273429
730110 SHEET PILING IRON AND STEEL	23755	641510	24737	91741
730120 ANGLE SHAPES & SECTIONS OF I/S	1966	19027	538	54477
730210 RAILS OF IRON AND STEEL	11505	652139	10485	479993
730230 SWITCH BLADE, CROSS-FROG P/ROD		161		
730240 FISH-PLATES AND SOLE PLATES		5685		5901
730290 OTHER MATERIALS JOINTING RAILS	2614	5123	15	9984
730300 TUBE/PIPE,HOLLOW PROFILE C/IRON		82292	124	7193
730411 L.P FOR OIL&GAS S-STL SEAMLESS	317	64177	33597	95682
730419 OTH LINE PIPE I/S FOR OIL&GAS	252707	2369071	105819	4465516
730422 DRILL PIPE S-STL DRILL OIL/GAS		8184		454
730423 OTH DRILL PIPE I/S FOR OIL&GAS	190928	1071110	23311	1131066
730424 OTHER PIPE OF STAINLESS STEEL	1740	251277	160337	165229
730429 OTH CASING,TUBING I/S-OIL/GAS	445817	3027179	193163	6490584
730431 O- COLD-ROLLRD C.C.SEC IN.A.S	123961	1182618	54220	919629
730439 OTH CROSS SECTION OF N.A-STEEL	190921	1547148	107873	1764291
730441 COLD ROLD CR-SEC OF STAIN-STL	16393	165822	7790	287414
730449 OTH CROSS SECTION OF STAIN-STL	62190	771145	45121	1706365
730451 O-C.C.SEC COLD ROL(ALLOY-STL)	158	7415		12013
730459 O-CIR CROSS SEC OF (ALLOY-STL)	4663	82014	1723	115548
730490 O-TUBE PIPE/HOLLOW -PRO SEAMLE	19586	1509263	65520	957055
730511 LINE PIPE USED OIL/GAS WELDED		24660		1151
730512 OTH LINE PIPE USED OIL GAS WLD		712		
730519 OTH LINE PIPE USED OIL/GAS P/L	2311	510559	183	606
730520 CASING FOR DRILLING,OIL/GAS	38196	38719		106966
730531 OTHER, LONGITUDINALLY WELDED		48439		266113
730539 OTHER, WELDED TUBES AND PIPES		3517	1160	3401
730590 OTHER, TUBES AND PIPES	539077	630578	34094	46447
730611 L.P-WELDED OF STA-STL(OIL/GAS)		8955		5995
730619 OTH-LINE PIPE O/G PIPELINE I/S	73920	719790	6844	739395
730621 CAS/TUB WELDED LINE PIPE STA-S				1456
730629 O-CASING/TUB LINE PIPE O/G I/S	25412	39000	24752	149917
730630 COPPER COAT MILD STL TUB-8.5MM	69234	367264	13665	657879
730640 O-WELDED C.C.SEC OF STAIN-STL	43971	650308	47357	724897
730650 O-WELDED C.C.SEC NON ALLOY-STL	43189	333489	25111	318173
730661 O-TUBE,PIPE WELD SQUARE C-SEC		22400		161141
730669 TUBE/PIPE WELD OF OTH C.C-SEC				467
730690 OTH TUBE PIPE HW-PROFILR I/STL	9941	130495	4027	215340
730711 CAST FIT N-MALLEABLE CAST-IRON	3844	47067	363	48429
730719 OTHER, CAST FITTINGS	107137	712278	33213	522646
730721 FLANGES, OF STAINLESS STEEL	7846	258392	27182	295164
730722 THREADED ELBO,BEND,SLV S/STEEL	1841	73530	1766	60976
730723 BUTT WELDING FITTING STAINSTEL	11069	92253	3512	458216
730729 OTH TUBE,PIP FITTING STAINSTEL	45321	738168	26282	520256
730791 FLANGE AIR-P AGRI-TRACTOR<=80H	13441	199101	15905	191315
730792 THREAD ELBO,BEND/SLV IRN/STEEL	1605	54993	1261	92069
730793 BUTT WLEDING FITTING IRON/STEL	4168	250837	6656	346924
730799 OTH TUBE,PIP FIT IRN/STEL NEC	159704	1332049	59426	2105681
730810 BRIDGES AND BRIDGE-SECTIONS		701435		

Contd.

10.11 Imports by Economic Categories (Detail)

(In Thousand Rupees)

Items	Apr., 2021	From July, 2020	Apr., 2020	From July, 2019
730820 TOWERS AND LATTICE MASTS	309497	10133288	2809054	12088024
730830 DOR,WIN/FRAMES,TH-HOLD,FORDORS	16952	289379	84648	935009
730840 EQUIP SC-FOLD SHUT PROP PITPRO	40136	239609		56368
731100 CONT COMPRESSED/LIQUID GAS IR/S	226080	1952045	71985	1109386
731210 STANDARD WIRE ROPES AND CABLES	52645	905549	56620	1078426
731290 OTH WIRE,ROPE,CABLE,SLINGS I/S	23544	171017	789	166142
731300 BRABED WIRE OF I/S TNIS HOOP	2891	22922	56	9590
731412 ENDLESS BAND MACH STEL W-CLOTH	316	12349		5945
731414 OTH WOVEN CLOTH OF STAIN STEEL	4836	83416	914	58734
731419 STEEL CORD FABRIC LIN MNF TYRE	218	36849		34913
731420 GRIL NET FENC W/LD D=3MM MS100	238	16378	511	53984
731431 OTH GRL NEW FENC/WLED COTD ZNC	16406	215808	5527	174341
731439 OTH GRL NET FENCING AT INTSEC	7411	207361	2902	109734
731441 OTH CLO GRL NET FENC PL/COT ZN	159	22003	7533	118599
731442 OTH CLO GRL NET FENC PL/COT PL	364	15456	5115	26487
731449 OTH CLO GRL NET /FENFING	5052	110615	9214	112627
731450 EXPANDED METAL OF IRON OR STEL		4467		7033
731511 ARTICULATED LINK ROLLER CHAIN	69513	860535	40850	705057
731512 OTHER CHAIN, ARTICULATED LINK	23540	439446	51151	400553
731519 PARTS, ARTICULATED LINK CHAIN	182204	1699769	100312	1070987
731520 SKID CHAIN	2479	2484	1494	5196
731581 STUD LINK	77	2301		44
731582 OTHER, WELDED LINK	4656	16180	236	54319
731589 OTHER CHAIN,	7193	36320	270	49296
731590 OTHER PARTS OF CHAIN	10706	28341	2	16992
731600 ANCHORS,GARPNELS PARTS IRON/ST	1044	24556	2204	45788
731700 NAILS,TAKES,DRAWING PINS IR/ST	75183	813787	25712	297167
731811 COACH SCREW I/S THREADED	103	978	17	2599
731812 OTH WOOD SCREW I/S THREADED	623	54261	1022	25474
731813 SCREW HOOKS,SCREW RING RVT I/S	5275	39375	12	15394
731814 SELF-TAPPING SCEWS, THREADED	11480	189260	9756	117280
731815 OTH SCREW,BOTLS W/N NUT/WASHER	130344	1721583	115316	2459991
731816 NUTS, THREADED OF IRON/STEEL	86168	694702	37882	506019
731819 OTH BOLT,NUT,WASHER,RVT I/S TH	14842	153596	8320	822658
731821 SPRING WASHER LOCK WASHER N-TH	2774	35375	568	31583
731822 OTHER WASHERS. NON-THREADED	14333	175349	17955	154728
731823 RIVETS, NON-THREADED	2109	44705	3048	67445
731824 COTTERS/PINS NON THREADED I/S	1562	11865	422	14594
731990 OTH KNITTING NEDLS,CRO HOOKS	6902	95677	4468	82407
732010 LEAF-SPRINGS&LEAVES THEREFOR	9126	142929	6004	112751
732020 HELICAL SPRINGS	10220	114772	6299	86587
732190 PARTS OF I/S,COOK APPLI&PLAT-W	21382	416065	5354	336219
732211 RADIATORS/PARTS CAST IRON E-EL		8238	9	97
732219 OTH RADIATOR AND PARTS THEREOF	394	39698	198	24821
732490 OTHER, INCLUDING PARTS	15820	274216	8301	250461
732510 OTH CAST ARTI I/S N-MEL C-IRON	70	51554		90486
732591 GRINDING BALLS SIMI ARTI MILLS	4313	26865	12396	79185
732619 OTH ATI FORGED/STAMPED N-WORK	126445	1411425	65128	1297676
732620 ARTICLES OF IRON OR STEEL WIRE	388	57932	283	98195
740500 MASTER ALLOYS OF COPPER.		3550		2715
740610 COPER-POW OF NON-LAMELLAR STRU		28719	42	12294
740620 COPER-LAMELLAR STRUCTURE FLAKE	24732	183891	2804	166262
740710 BAR,RODS OF REFINED COPPER	77599	594720	17856	478356
740721 COPPER BAR,ROD PROFIL ZINC BAS		667980		78189
740729 OTH BAR,ROD,PROFIL COPP ALLOYS	12537	181600	5559	62048
740811 WIRE REF COPP MAX CR-SEC DI>6M	356582	1652372	177090	685534
740819 OTHER, WIRE OF REFINED COPPER	9676	240808	54891	485331
740821 WIRE OF COPPER ALLOY ZINC BASE	84710	135697	6567	79979
740822 WIRE OF COPPER ALLOY NICK BASE	2939	8847		34180
740829 OTH WIRE OF COPPER ALLOYS ETC	4568	42088	8264	21634
740911 PLAT,SHEET,STRIP REF COPP COIL	46816	309270		131079

Contd.

10.11 Imports by Economic Categories (Detail)

(In Thousand Rupees)

Items	Apr., 2021	From July, 2020	Apr., 2020	From July, 2019	
740919	OTH PLAT SHEET&STRIP REF COPP	2728	26279	4149	51799
740921	PL,SH&STRIP COPP ZINC BAS COIL	3733	110527	6389	73679
740929	OTH PL/SH/STRI COPP ZINC BAS	24924	71634	134	58869
740931	PL/SH/STRIP COPP TIN BAS COILS		4144		
740939	OTH PL/SH/STRIP COPP TIN BAS-C		858		8624
740990	PL/SH/STRIP OTH COPP ALLOYS NS		3280	958	3882
741011	FOIL REFINED COPP NOT BACKED	283923	1423738	56791	738722
741012	FOIL OF COPP ALLOYS,NOT BACKED	69750	552828	42321	298619
741021	FOIL OF REFINED COPPER,BACKED	19833	143172	13398	94955
741022	FOIL OF COPPER ALLOYS,BACKED		196		238
741110	TUBE & PIPE OF REFINED COPPER	730550	4624854	243500	2445208
741121	TUB&PIPE COPP ZINC BAS ALLOYS	1712	15485		4603
741122	TUB&PIPE COPP NICKLE BAS ALLY		3526	571	12666
741129	OTH TUBE&PIPE OF OTH COPP ALLY	301	44273	10	4389
741210	COPP TUBE/PIPE FIT REF COPPER	8709	31095	3688	22937
741220	COPP TUBE/PIPE FIT COPP ALLOYS	1856	120097	2009	58153
741300	STANDARD WIRE,CABL PL-BAND-NEI	13993	33177	23519	947006
741510	NAIL,TACK,DRW-PIN,STAPL,S-ARTI		1465		907
741521	WASHERS/INCL SPRING WASH N-THR	66	1102		1193
741529	OTH NOT THREADED ARTI COPPER	2710	22188	2371	21055
741533	OTH THRD SCREW,BOLT,NUT COPPER	179	8877	1670	5489
750400	NICKEL POWDERS AND FLAKES.	5709	103076	882	48561
750511	BAR,ROD,PROFILE NICKLE N-ALLOY	3733	8410		15498
750512	BAR,ROD,PROFILE NICKLE ALLOYED	1018	31798	108	10346
750521	WIRE OF NICKEL, NOT ALLOYED		588		822
750522	WIRE OF NICKEL, ALLOYED	8320	25119	2538	20744
750610	PLAT,SHET,STRIP,FOIL NICK N-AL	4617	48357		151951
750620	PLAT,SHET,STRIP FOIL NICK ALOY		125367		78595
750711	TUBE&PIPE OF NICKEL NOT ALLOYD		296		4512
750712	TUBE & PIPE OF NICKEL ALLOYED	2836	30002		25867
760200	ALUMINIUM WASTE AND SCRAP.	1711357	15604450	1401512	13128677
760310	POWDER OF NON-LAMELLAR STRUCTU	47	8408		9376
760320	POWDER OF LAMELLAR STRU FLAKES	14631	74352	8253	53221
760410	BAR ROD PROFILE ALUM NOT ALLOY	8645	162362	4071	96691
760421	HOLLOW PROFILES OF ALUM ALLOYD	24210	190737	19441	171620
760429	OTH BAR,ROD&PROFIL ALUM ALLOYD	40212	318487	8766	295693
760511	ALMU WIRE N-ALLOY MAX DIA>6MM	27168	97572	3827	7048
760519	OTH ALUMINIUM WIRE NOT ALLOYED	46003	193889	15992	195952
760521	ALUM WIR ALLOY MAX CRS DIA>7MM	10656	86457	9676	19941
760529	OTH ALUMINUM WIRE, ALLOYED	16977	276770	29599	365784
760611	RECTANGLE&SQUARE ALUM NOT ALLY	38939	558965	46700	410717
760612	RECTANGULAR/SQ ALUM MOTALLOYED	332604	2280663	305208	2074192
760691	OTH PL,SHET,STRL ALUM NOT ALOY	34031	188348	22486	146785
760692	OTH PL,SHET&STRIP ALUM ALLOYED	36481	466711	35922	653046
760711	ALUM FOIL ROLLED N-WORK/BACKED	565924	4233707	604512	3768502
760719	OTH ALUMINIUM FOIL NOT BACKED	351740	3560293	363782	2470110
760720	ALUMINUM FOIL, BACKED	171839	2084733	216208	1878812
760810	TUBE, PIPE OF ALUM NOT ALLOYED	1063	11822	737	38812
760820	TUBE, PIPE OF ALUM ALLOYED	18369	303668	25174	174887
760900	ALUM TUBE,PIPE FIT(COUP/ELBOW)	5553	53529	8813	70674
761010	DOORS,WINDOW, FRAMS,THRESHOLDS	3117	183527	64229	433635
761300	ALUM CONT FOR COMP/LIQUE GAS	21528	221741	12287	67817
761410	STAND WIR,CABL PL,ALU S-CORE		29865	1002271	2463127
780200	LEAD WASTE AND SCRAP.	18228	29380		
780419	OTHER , LEAD PLATES	5705	12697	1	1
790310	ZINC DUST(BLUE POWDER)	32	65528		23522
790390	OTHER ;ZINC POWDER AND FLAKES	17	286		2771
790400	ZINC BARS,RODS,PLROFILE&WIRE	4388	30890	936	27943
811300	CERMETS&ARTICLE INCL WAS/SCRIP		361		114402
820110	SPADES AND SHOVELS	12497	40414	1738	36585
820130	MATTOCKS, PICKS, HOES & RAKES		2778		1260

Contd.

10.11 Imports by Economic Categories (Detail)

(In Thousand Rupees)

Items	Apr., 2021	From July, 2020	Apr., 2020	From July, 2019
820140 AXES,BILLS HOOKS&SIMI HEW TOOL	81	757	3	2697
820150 SECATEURS&ONE-HAND PRUNERS SHR		362	154	660
820160 HEDGE SHEARS, TWO-HAND PURNING	293	1828	86	8167
820190 OTH HAND TOOL AGRICUL,HORTICUL	148	13711	12	5122
820210 HAND SAWS	5184	116200	7436	105204
820220 BAND SAW BLADES	5076	31114	1072	28401
820231 CIRCULAR SAW BLADE WITH STEEL	14817	303055	10163	252320
820239 OTH CIRCULAR SAW BLADE,O/MATER	4149	55748	2253	69312
820240 CHAIN SAW BLADES	5955	50223	2435	25754
820291 STRAIGHT SAW BLADES,WORK METAL		3691		539
820299 OTHER SAW BLADES	3999	77119	3777	104548
820310 FILES, RASPS & SIMILAR TOOLS	12269	110574	2611	70322
820320 PILERS,PINCERS,TWEESZERS S-TOL	26935	439904	26128	412450
820330 METAL CUTTING SHEARS&SIM TOOLS	114	14773	554	11237
820340 PIPE CUTTERS BOLD CROPPERS,ETC	5953	77382	5368	51693
820411 NON-ADJUS H-OPER SPANER,WRENCH	45136	574081	36905	429497
820412 ADJUSTABLE H-OPER SPANER,WRENC	34049	546684	23479	315874
820420 INTERCHANGEABLE SPANNER SOCKETS	8340	88604	2909	84326
820510 DRILLING,THREADING TAPPING TOL	2055	29703	1349	31481
820520 HAMMERS AND SLEDGE HAMMERS	5665	79750	5925	72752
820530 PLANES,CHISELS,GOUGE WOOD WORK	188	6199	430	16073
820540 SCREW DRIVERS	11620	278517	10289	176960
820551 OTHER HAND TOOLS H-HOLD N.E.S.	15839	280426	14930	138063
820559 OTH HAND TOOL(GLAZZIER DIMOND)	193489	528113	12813	292979
820560 BLOW LAMPS				87
820570 VICES, CLAMPS AND THE LIKE	1478	35791	11008	64612
820590 SETS OF ARTI.TWO/MORE,SUB-HEAD	1080	26587	2023	34497
820600 TOOL TWO/MORE OF H.82.02TO.05	4960	102379	9222	109718
820713 ROCK DRILLING,EARTH BORING TOL	4307	75714	11174	93833
820719 OTH INC PARTS ROCK DRIL,E-BORI	99367	1089419	56961	1151378
820720 DIES FOR DRAWING/EXTRUD METAL	8062	399003	9164	227322
820730 TOOL FOR PRESS, STAMPING/PUNCH	355464	810751	21556	734291
820740 TOOLS FOR TAPPING OR THREADING	18391	75877	981	35196
820750 TOOL FOR DRILLING O/T ROCK DRL	49372	508169	28936	446904
820760 TOOLS FOR BORING OR BROACHING	1043	23231	1367	22607
820770 TOOLS FOR MILLING	2646	33508	3926	61213
820780 TOOLS FOR TURNING	3045	50020	359	23104
820790 OTH INTERCHANGEABLE TOOLS	71174	679040	14583	1185730
820810 KNIVS&CUTING BLADE METAL WORK	10306	58724	2580	119587
820820 KNIVS CUTING BLADE WOOD WORK.	2331	21586	60	22513
820830 KNIVS&CUTING BLADE KITCHEN APP	8170	62300	2904	44923
820840 KNIVS&CUTING BLADE AGRI HORT	16404	206421	7740	129399
820890 OTH KNIVES CUTING BLADES F/MAC	57056	615751	65421	596861
830260 AUTOMATIC DOOR CLOSERS	3725	60925	6540	100992
831190 OTH WIRE&RODS AGGLOMTR B/METAL	3861	87997	4338	139198
840140 PARTS OF NUCLEAR REACTORS				11356852
840211 WATERTUBE BOIL S/PROD>45T/H	332182	41302400		9201005
840212 WATERTUBE BOILER S/PROD-45T/H		637351	73683	273238
840219 OTH VAPOUR GENERATING BOILERS,	75584	398823	20586	150101
840220 SUPER-HEATED WATER BOILERS		1161		
840290 PARTS OFSTEAM/OTH VAPOUR G/BOL	18887	4884484	4261	2083353
840310 BOILERS	433	33599	1455	19728
840390 PARTS CENTRAL HEATING BOILERS	492	6417		17752
840410 AUXILIARY PLANT FOR BOILER	204173	5207021	2871	304743
840420 CONDENSERS STEAM/VAP POW UNIT		3626762	4003	24476
840490 PARTS MASHINE H-8404.1000	143	333435	922	392955
840510 PRODUCER WATER GAS GENERATORS	3927	202835		267507
840590 PART PROD GAS WATER GENERATOR	1069	9690		12959
840610 TURBINES FOR MARINE PROPULSION				145
840681 OTH TURBINE OUTPUT EXCEED 40MW		21737728		65724
840682 O-TURBINE OUTPUT NOT EXC 40MW		1283900	255327	1152002

Contd.

10.11 Imports by Economic Categories (Detail)

(In Thousand Rupees)

Items	Apr., 2021	From July, 2020	Apr., 2020	From July, 2019
840690 PARTS OF STEAM TURBINES	43836	1047749	41744	9307192
840710 AIRCRAFT ENGINES	154931	816966	121025	1294990
840721 MARINE PROPULSION ENGINES	4483	167928	2982	164451
840729 OT MARINE SPARK-IGN-ROTRY ENG.		1855		1218
840731 PISTION ENGINE CAPACITY-50CC		1721		9246
840732 PISTON ENG CAPACITY 50-250CC	126975	1949562	31625	783324
840733 PISTON ENG CAPACITY 250-1000CC	481	34215	2089	89207
840734 PISTON ENG CAPACITY EX1000CC	87086	914693	22313	387938
840790 OTH ENGINES	124528	1589826	31128	1569256
840810 MARINE PROPULSION ENG-DIESEL	459	2899		3444
840820 ENGINE FOR VEH CHAPTER-87	125808	1275392	87122	951600
840890 OTH ENGINES	145705	2441311	201165	1510494
840910 PARTS FOR AIRCRAFT ENGINES	7572	21481		33820
840991 PARTS,SPARK-IGNITON PIST ENG	1208398	11039804	934570	9256043
840999 OTH PART,COMPRES-IGN PIST ENG	465702	5676382	239774	4050310
841011 HYD,TURBINE,WATER WHEE-1000KW		93225		104234
841012 HYD,TURBN W/WHEEL-1000-10000KW		526667		219304
841013 HYD TURBINE,W/WHEEL>10,000KW	1151291	8638852		4155932
841090 PARTS, INCLUDING REGULATORS	137	2725765	318	1903724
841122 TURBO-PROPLER EXCEED 1100KW		6235467		
841181 OTH GAS TRBIN NOT EXCD 5,000KW	1038689	1111676	252751	853870
841182 OTH GAS TURBIN EXCE-5,000KW	91009	658955		3646554
841191 PARTS TURBO-JET /PROPELLERS		6015		54
841199 OTH, PARTS OF GAS TURBINES	84982	7549051	135383	6818940
841210 REACTION ENG OTH THAN TURB-JET	157	1585		1111
841221 LINEAR ACTING,HYD ENGINE&MOTOR	10925	272520	10097	75847
841229 OTH, HYDRAULIC POWER ENG&MOTOR	10988	247920	6348	240223
841231 LINERA ACT,PNEUMATIC ENG&MOTOR	11366	117072	9168	77630
841239 OTH, PNEUMATIC ENG & MOTOR	9595	178535	12232	93786
841280 OTH, ENGINES AND MOTOR	6025	27945	727	23011
841290 PARTS OF ENGINES AND MOTOR	9042	122424	181365	411814
841311 PUMPS FOR DISPENSING FUEL/LUB	155130	642594	165618	1210417
841319 O-PUMP FITTED MEASURING DEVICE	23070	439725	25370	363732
841320 HAND PUMP O/THN H-841311,19	5516	122173	4264	28546
841330 FUEL LUBRICATING/COOLING PUMPS	383500	2138163	51397	2150647
841340 CONCRETE PUMPS	9778	71434		134906
841350 OTH POSITIVE DISPLACEMENT PUMP	20007	284407	82440	321326
841370 841360	80698	521071	32439	314459
841370 OTH CENTRIFUGAL PUMS	720201	8890900	353580	12030748
841381 OTH PUMS LIQUID ELEVATORS	56114	3257427	98131	893470
841382 LIQUID ELEVATORS	16	6066	34	678713
841391 PART OF PUMPS	450180	5098422	150422	6149504
841392 PARTS OF LIQUID ELEVATORS PUMP	1232	11084	943	70865
841410 VACUUM PUMS	31204	549301	12017	407768
841420 HAND/FOOT OPERATED AIR PUMS	15208	236929	5729	152007
841430 COMPRESSOR REFRIGERATOR EQUIP	4109930	27446261	1691384	15904495
841440 AIR COMPRESSORS MOUNTED W/CHAS	24390	330258	7800	446134
841451 FANS TABLE,FLOOR,WALL,WINDOW	87548	620244	60037	484572
841459 OTH FANS	110247	1925655	76250	808644
841460 HOODS MAX-HORIZONTAL SIDE120CM	18409	160197	2208	200539
841480 OTH GAS COMPRESOR&RECYCL RODS	1083185	7705905	1445982	7253792
841490 PARTS AIR/VACUM PUMPS ETC.	336930	4163956	489547	3118872
841510 WINDOW/WALL TYPE AC/SPLIT SYS	473723	2086185	178146	2019828
841520 A.C.MACHINES FOR MOTOR VEHICLE	1099	12937	26952	213085
841581 A.C.MACH COMP MOTOR DRI FAN		9991		72499
841582 O- AC INCOR REFRIGIRATING UNT	90708	445854	18822	299574
841583 OTH A.C. MACH NOT REFRIG UNIT	112726	1040724	31728	1135367
841590 PARTS OF AIR CONDITION MACHINE	2615936	15198786	1004220	9139553
841610 FURNACE BURNERS LIQUID FUEL	922	18585		3285
841620 OTH FURNAC BURNER INCL COMBINT	8847	167973	139716	508603
841630 MECHANICAL STOKERS GRATES ETC	10706	1968773	18468	206832

Contd.

10.11 Imports by Economic Categories (Detail)

(In Thousand Rupees)

Items	Apr., 2021	From July, 2020	Apr., 2020	From July, 2019
841690 PART OF BURNRS OTH ART OF 7412	4175	279447	15900	280874
841710 FURNAC & OVEN F/ROAST/MELTING	575371	3472226	49076	955409
841720 BAKERY OVENS INCL BISCUIT OVEN	21196	692503	34641	401312
841780 OTHER FURNANCE AND OVENS INDUS	90396	316354	822	215940
841790 PART OF INDUSTRIAL LAB FURNACE	16258	404988	7456	498611
841810 COMBINED REFRIG-FREEZE W-DOORS	86339	828320	54892	481034
841821 REFRIGERATORS HOUSEHOLD TYPE	10437	225811	7510	165959
841829 OTH REFRIGERATOR HOUSHOLD TYP	5831	76646	397	17926
841830 FREEZERS OF CHEST TYPE	70	4943	2494	29772
841840 FREEZERS OF THE UPRIGHT TYPE	1108	34643	552	39356
841850 O-FURNI-STORAGE,DISPLY FRZ EQU	9499	205828	36033	168910
841861 OTH REFRIG FREZ EQPT HEAT PUMP	24781	30581	1990	23522
841869 OTH REFRIG FREZ EQUIP HEAT PUMP	674551	3885812	379550	6021370
841891 FURNITURE REFRIG FREEZING EQPT		3342		16112
841899 OTH PARTS REFREGERATING EQUIPT	679372	6073944	355722	3807035
841911 INSTANT GAS WATER HEATERS	1141	245947	365	281057
841919 OTH INSTANT STRONGWATER HETER	2058	112555	2483	54585
841920 MEDICAL SURGICAL LAB STERILISE	7422	593674	88110	510653
841931 DRYERS AGRICULTUL PRODUCTS	421	330331		74592
841932 DRYERS WOOD PAPER PULP P/BOARD	56848	156175	1524	296524
841939 OTHER DRYERS	296385	1478841	56226	1209026
841940 DISTILLING RECTIFYING PLANT		2485	17009	80781
841950 HEAT EXCHANGE UNITS	29284	3019523	132583	3183936
841960 MACHINERY LIQUIFY AIR O/GASES	81822	684010	100462	994785
841981 OTH MACH PLANT EQPT HOT/COL FD	110267	1850813	6287	385524
841989 OTH MACHINERY PLANT AND EQPT	1782396	10573505	376630	31593349
841990 PARTS MACH PLANT LAB EQUIP ETC.	65024	2529510	58909	1830231
842010 CALENDERING OTH ROLL MACHINES	25768	866049	1009	171819
842091 CYLINDER(FOR CALENDERING MACH)	561	38821	656	10841
842099 OTH PART OF CALENDER MACHINE	5178	87078	8147	50793
842111 CREAM SEPARATORS	8767	14548		80
842112 CLOTHES-DRYERS	3362	30587	5450	12832
842119 OTH CENTRIFUGES INCLUDING DRYR	31138	477782	9216	442756
842121 FILTERING PURIFY MACH&APARATUS	532804	4386959	883617	4269944
842122 FILTERING MACH FOR BEVERAGES	788	30795	1844	26674
842123 OIL&PETROL-FILTER INT.COMBSN	106462	1564549	64473	743047
842129 OTH FILTER MACHS APPARATUS NES	239349	1649980	215479	1851803
842131 INTAKE AIR FILTER COMBTON ENG	64896	682142	42146	639707
842139 OTH FILTERING PURIFY MACH/APPA	840701	10249106	209772	4095999
842191 PARTS CENTRIFUGES INCL DRYER	148425	1697920	104507	1205656
842199 PARTS OF FILTERING PURIFY MACH	185439	3057475	66709	920813
842211 DISH WASHING MACHINE HOUSEHOLD	20673	133510	455	37976
842219 OTHER DISH WASHING MACHINE	202	15266	9163	20113
842220 MACH CLEANING/DRYING BOTTLE	8093	88879	47530	97799
842230 MACH FILLING/CLOSING BOTTLES	88277	3424675	207749	3524543
842240 OTH PACKING WRAPPING MACHINE	358801	5388817	406173	3506121
842290 PARTS MACH FIL/CLEAN WRAP PACK	169768	1822096	140937	2243724
842310 PERSONAL WEIGHING MACHINES	13654	180100	1147	101089
842320 SCALES FOR CONT WEIGHING GOODS	5207	49038	57	30201
842330 CONSTANT WEIGHT SCALES/HOPER		192621	8146	114916
842381 OTH WEIGHT MACHINERY-30KG	11489	116190	2253	62795
842382 OTH WEIGHT MACH CAP-30-5000KG	39961	843542	47261	508761
842389 OTH WEIGHING MACHINERY	11314	181900	10186	149245
842390 WEIGHT MACH WTS ALL KINDS&PART	15702	251690	4422	399115
842410 FIRE EXTINGUISHERS W/N CHARGED	26139	512600	11059	260687
842420 SPRAY GUNS&SIMILAR APPLIANCES	206276	1848013	130770	1067924
842430 STEAM,SAND BLAST,JET PROJ MACH	27396	134718	11849	134044
842441 AGRI PORTABLE SPRAYERS	2812	80775	7	6143
842449 OTH AGRI/HORTI SPRAYERS	1066	22286	16	18615
842482 OTH AGRI. & HORTI APPLIANCES	22883	513705	53025	822489
842489 OTH APPL PROJ/DISPERS/SPRY LQD	148408	1141660	51508	1438873

Contd.

10.11 Imports by Economic Categories (Detail)

(In Thousand Rupees)

Items	Apr., 2021	From July, 2020	Apr., 2020	From July, 2019
842490 PART MECH APPLIANCE SPRAY ETC.	62769	592359	37539	481346
842511 PULLEY TACKLE HOISTS POWER	25068	563193	32195	266550
842519 O-PULLY/HOISTS/WINCH/CAPSTANS	22500	190912	7063	327497
842531 WINCH CAPSTAN POWER E/MOT	43946	171398	611	108576
842539 WINCHES CAPSTAN	7117	51823	22046	969993
842541 JACKS,HOISTS-RAISING VEHICLES	216	71133	278	64850
842542 OTH JACKS AND HOISTS HYDRAULIC	18753	1072233	8532	348877
842549 OTH MECHANICAL HANDING EQUIPMT	13843	168039	2450	32599
842611 OVERHEAD-TRAVELING CRAN F-SUPO	40507	1371777	33146	1637800
842612 MOBILE LIFTING FRAME ON TYRES		6909		572357
842619 OTH O/HEAD TRAVEL/TRNSPOT CRAN		499264		2569549
842620 TOWER CRANES	50293	101941		1161969
842630 PORTAL OR PEDESTAL JIB CRANES		583497		26523
842641 O-MACHINERY SELF PROP ON TYRES	189488	578848	4409	28957
842649 OTH MACHINERY SELF PROPELLED	74923	976620		3298969
842691 O-MACH DESIGED MOUNT ROAD VEH	189	25852		56365
842699 OTH MACHINERY NOTSELF PROPELED	14571	27717		33816
842710 SELF PROPELL TRUCK WITH EL MOT	71776	1153715	53640	606182
842720 OTHER SELF-PROPELLED TRUCKS	114127	1078881	83570	694687
842790 OTH WORK TRUCK LIFT/HAND EQUIP	4350	113314	25370	441605
842810 LIFTS AND SKIP HOISTS	159770	1965217	370777	2387602
842820 PNEUMATIC ELEVATORS&CONVEYORS	5588	131543	3751	100800
842831 ELEVATOR/CONVEYOR,UN/GROND USE			4454	4454
842832 OTH ELEVATOR/CONVEYOR BUKT TYP	1435	433561	778	61711
842833 OTH ELEVATOR/CONVEYOR BLT TYPE	396501	8696308	2721	132100
842839 OTH CONT ACTELEVATOR,CONVEYOR	57785	1983540	86088	932102
842840 ESCALATORS & MOVING WALKWAYS	10491	272861	17717	281593
842860 TELEFERICS CHAIR-LIFT,F/FURNIC	14290	87062	859	26588
842890 OTH MACHINERY LIFT/HANDLE ETC.	32129	3886753	184309	1431626
842911 TRACK LAYING BULDOZER/ANGLDOZR		671645	81185	597309
842919 BULDOZRS/ANGLEDRO/TRACK LAYING	55426	590663		1139563
842920 GRADERS AND LEVELLERS		141277	651	395643
842930 SCRAPERS		75		
842940 TAMPING MACHINE & ROAD ROLLERS	3268	135816	12475	163036
842951 FRONT-END SHOVEL LOADERS	44352	892613	47947	4255088
842952 MACHINERY 360 REVOLVG S/STRUTE	10038	84800		69836
842959 OTH MECHANICAL SHOVALS EXCAVOR	672095	5393909	285607	6415598
843010 PILE-DRIVERS /EXTRACTORS		2122		6921
843020 SNOW-PLOUGHS AND BLOWERS		26485		566
843031 SELF-PROP COAL ROCK CUTTER		422624	9982	683351
843039 OTH SELFPROP COAL/ ROCK CUTTER		20791		846
843041 OTH BORS SINK MACH SELF-PROPEL	31421	165152	18865	299539
843049 OTH BOR/SINK MACH NOT SELFPROP	37086	3533119	181158	4805590
843050 OTH MACHINERY SELFPROPELLED		550265		89609
843061 TAMP COMPACT MACH NOT SELFPROP	2109	34227	2987	33457
843069 OTH MACHINERY NOTSELF-PROPELED	5728	144069	1166	139096
843110 PARTS MACHINERY HEADING 84.25	3381	38298	6585	199190
843120 PARTS MACHINERY HEADING 84.27	21016	127711	3837	103237
843131 PARTS OF LIFT SKIPHOIST&ESCALT	59328	780882	90348	654280
843139 OTH PARTSLIFT/HANDLE/LOAD MACH	83304	807234	41606	888275
843141 BUCKETS SHOVELS GRABS & GRIPS	7385	74901	203	810424
843142 BULDOZER OR ANGLEDOZER BLADES	360	34264		6171
843143 PARTS BOR/SINK MACHINERY	194674	1236273	206012	3111029
843149 PART MACH HEAD 84.26.84.29-30	349630	3802224	271329	3975482
843210 PLOUGHS		630		4877
843221 DISC HARROWS,SCARIFIERS,CULTI		14966		15608
843229 OTH HAROW SCARIFIER WEDER&HOS	2015	13661	105	6637
843239 843231	2982	54168	47365	64066
843239 OTH SEEDER,PLANTER, TRANS	102082	142124	39288	105143
843241 MANURE SPREADERS		9379	677	677
843242 FERTILISER DISTRIBUTORS		37	25	308

Contd.

10.11 Imports by Economic Categories (Detail)

(In Thousand Rupees)

Items	Apr., 2021	From July, 2020	Apr., 2020	From July, 2019	
843280	OTH AGR HERTI, FORESTRY MACHRY	6355	473690	11568	581870
843290	PARTS AGR HERTICULTURAL MACHIN	18300	252769	2570	412582
843311	LAWN MOVER PARKS/SPORTS GROUD	1909	15991	152	13163
843319	OTH MOVER LAWN PARKS SPORTGOOD	9552	71044	75	168232
843320	OTH MOWERS INCLUDING CUTER BAR	1617	17338	585	10866
843330	OTH HAYMAKING MACHINERY		4252	36	3473
843340	STRAW BALER INCL PICK-UP BALER	2743	101852	29274	145572
843351	COMBINE HARVESTER-THRESHERS	99211	1929233	237501	1997241
843352	OTH THRESHING MACHINERY		440	2777	7175
843353	ROOT/TUBER HARVESTING MACHINES	255	4369		5205
843359	OTH HARVESTING MACHINES	121245	1004557	154860	976027
843360	MACH CLEAN SORT EGG FRUT AGPRO		161732		105464
843390	PARTS MACH CLEAN/SORT EGG ETC	6877	188047	9825	202330
843410	MILKING MACHINES	6380	126145	877	100298
843420	DAIRY MACHINERY	3799	271709	18587	162660
843490	PART MILKING/DAIRY MACHINERY	10797	117969	4452	79762
843510	MACHINERY (PRESSES, CRUSHES)	3339	428521	493	168824
843590	PART OF JUICE EXTRACTING MACHI		1892	61	1172
843610	MACHRY PREP ANIMAL FEED STUFS	54082	427482	13194	522394
843621	POULTRY INCUBATORS & BROODERS	1462	137589	3505	1079265
843629	OTH POULTRY KEEPING MACHINERY	146349	1031011	67450	1570907
843680	OTH MACHINERY		18674	1163	5807
843691	PARTS POULTRY KEEP MACH BRODER	3472	39103	931	20900
843699	OTH PART OF AGR/HORT MACHINER	21997	280371	9310	191569
843710	MACH CLEAN SORT GRAD GRAIN/VEG	125892	1094296	86698	1035878
843780	OTH MACHINERY	145233	3085788	79058	1756319
843790	PARTS MACHINE USE MILLINDUSTRY	61462	696668	18158	550762
843810	BAKERY MACH MFG MACARONI SPGTI	161499	2349643	88381	1674767
843820	MACH MANU CONFECTIONERY COCA	169825	732246	45533	724738
843830	MACHINERY SUGAR MANUFACTURE	4978	181047	85	12704
843840	BREWERY MACHINERY		54		1209
843850	MACH PREPARATION MEAT/POULTRY	15454	78642	87303	692312
843860	MACH PREP OF FRUITS/NUTS/VEG.	16902	712816	29196	73416
843880	OTHER MACHINERY	185779	1127066	27289	2239397
843890	PARTS MACH/ND MFG FOOD DRINK	28968	716831	32750	462843
843910	MACHINERY M/PULP FIBROUS MATA	1048	163254	9613	175931
843920	MACHINERY MAKE PAPER P/BOARD	96277	514698	916	782297
843930	MACHINERY FINISH PAPER P/BOARD	7335	66985	16048	412120
843991	PARTS MACHIN PULP FIBROSMATERL	1711	100368	5548	30822
843999	OTH PARTS MACHIN PAPER P/BOAD	33512	467160	31057	334038
844010	BOOK-BIND&BOOK-SEWING MACHIN	7518	48041	11821	59141
844090	PARTS BOOK BINDING MACHINERY		1030		1851
844110	CUTTING MACHINES	130111	771466	43006	684148
844120	MACH MAKE BAGS SACKS/ENVELOP	104	58793	2809	837547
844130	MACH MAKE CARTONS BOX TUBEETC	171682	293287	6860	55505
844140	MACH MOULDING ARTICLE P/P,PULP		100644		114459
844180	OTH MACH FOR MAKING P&P/BOARD		122732	20031	515390
844190	PART MAC H-8441.1000,8441.4000	14683	282605	32216	231460
844230	PRINTING MACH, APATUS&EQUIPMEN	12826	165633	2028	16111
844240	PARTS OF THE FOREGOING MACH		30302	1059	21636
844250	PLATE ,CYLINDER/PRINT COMPONE	20097	150223	36172	136538
844311	OFF SET PRINT MACHIN REELFED	17124	375600	1981	21001
844312	SHEET FED,OFFICE TYPE S-22&36	2134	63929		22230
844313	OTH OFFSET PRINTING MACHINERY	59018	876860	43610	1446328
844314	LETTERPRESS PRI-MACH REEL FED	7304	32788		16029
844315	LT-PRESS P-MACH O/T R-FED,FLEX		6028		
844316	FLEXOGRAPHIC PRINTING MACHIN	51291	1165407	6473	634977
844317	GRAVURE PRINTING MACHINERY	35807	272609	2622	292038
844319	HOT STAMPING MACHINES	164359	2301741	180368	6456669
844331	MACH PERFORM TWO OR MORE FUNCT	50033	471331	75520	568072
844332	PRINTER CONNECT TO AUTOMA DPM	202719	1710792	118086	1653028

Contd.

10.11 Imports by Economic Categories (Detail)

(In Thousand Rupees)

Items	Apr., 2021	From July, 2020	Apr., 2020	From July, 2019
844339 O-MACH REPRODUC ORIGINAL IMAGE	98115	843726	98724	869317
844391 PART/ACCE PRINTING MACH H-8442	34689	455630	47645	335215
844399 PARTS /ACCE OTH PRINTING MACH	154525	1742564	72625	1641521
844400 MAC EXTRUD CUT M-MADE TEX-MATE		978751	675	508991
844511 CARDING MACHINES	138982	3366698	213523	4149400
844512 COMBING MACHINES		302271		1159665
844513 DRAWING /ROVING MACHINES	421462	2022784	209801	3875995
844519 OTH MACH TEXTURE FIBRE ETC	176815	1186924	185732	2490593
844520 TEXTING SPINNING MACHINES	1225073	8245565	637829	10003931
844530 TEXTILE DOUBLING OR TWIST MACH	60909	701145	70129	761046
844540 TEXTILE WINDING MACHINE	163575	3341011	174986	3967671
844590 OTH MACH, TEXTILE FIBRE	331049	3524535	276556	2176870
844610 WEAVING MACH FAB WD-NOT>30CM		267399	2207	44755
844621 POWER LOOM WEAV FAB EXCED 30CM				41381
844629 OTH WEAVING MACHINES(LOOMS)	67309	2356543	63353	754503
844630 WEAV MACH FAB >30CM SHUTLES	2225402	12426309	562735	5827787
844711 CIRCULAR KNITTING MACHINE	108707	1118043	43075	555472
844712 CIRCULAR KNIT MACH DIA>165MM	113198	1235763	76912	480163
844720 FLAT KNIT MACH STITCH-BONDING	282504	725287	22988	163931
844790 OTH MACH GIMPED YARN TULE LACE	887777	4632350	404596	3052950
844811 DOBBIES JACQUARD COPY ETC MACH	220266	533294	9227	646461
844819 OTH AUXILARY MACHIN HD84.44-47	240044	2528476	126158	1638666
844820 PARTS&ACCESSORIES MACH H-84.44	19958	103434	1973	268423
844831 CARD CLOTHING	141039	1697731	153928	1451912
844832 PART ACCESSORY MACH TEXT FIBRE	3790	89428	11206	57756
844833 SPINDLE SPIND FLYER S/IN RING	180404	1637314	95999	1389849
844839 OTH PARTS&ACCESSORIES 84.45	204513	1999679	151271	1792539
844842 REEDS FOR LOOMS HEALDS&H/FRAM	19388	246177	29544	155380
844849 OTH PART ACCESSORIES WEAV MACH	73133	742923	37255	657420
844851 SINKERS NEEDLES & OTH ARTICLES	48543	408563	12960	280738
844859 PART ACCESSORY MACH HEAD 84.47	34040	366120	12227	267782
844900 MACH MFG FINISH NON WOVENS	44467	2003820	32334	878089
845011 WASHING MACH FUL-AUTO NOT>10KG	106232	797520	31692	356715
845012 O-MACH BUILT-CENTRIFUGAL DRIER	9363	11498		6567
845019 O-MACH DRY LINE CAPA -NOT>10KG		14194		9321
845020 MACHINE DRY LINE CAP EXCE10KG	24316	104503		28141
845090 PARTS FOR H/HOLD WASH MACHINE	112319	1509173	6504	1131630
845110 DRY-CLEANING MACHINES	1750	13302	1281	67479
845121 DRY MACH OF DRYLINEN CAP<10KG		452		407
845129 OTH DRYING MACHINES	78228	948540	107862	459727
845130 IRONING MACHINES & PRESSES	15581	89085	13468	129919
845140 WASHING BLEACH DYE MACHINES	422356	4182146	769701	4043950
845150 REELING UNREEL FOLDING ETC MAC	109005	437817	32107	642936
845180 OTH MACHINERY	541768	4948832	370418	4819163
845190 PARTS FOR DRY CLEAN/DYING MACH	45073	429025	11442	379878
845210 SEWING MACHINE HOUSEHOLD TYPE	508	55932	274	66116
845221 AUTOMATIC UNITS SEWING MACHINE	11744	196487	58601	241155
845229 OTH SWING MACHINES	465037	3886860	370886	2993611
845230 SEWING MACHINE NEEDLES	13044	230822	5994	206745
845290 OTHER PARTS OF SEWING MACHINE	36136	495081	29975	443792
845310 MACH PREP,TANN HIDE,SKIN LEAT	26390	294680	7385	107337
845320 MACH MAKING/REPARING FOOTWEAR	36844	684127	12756	375578
845380 OTH MACH REPAR H-SKINS/LEATHER	6835	70826		75459
845390 PARTS OF MACH TANNING,FOOTWEAR	13692	98076	3475	124765
845410 CONVERTERS	30	3844	3724	9500
845420 INGOT MOULDS & LADLES	3885	58029	2572	20206
845430 CASTING MACHINES	91211	590046	2624	926947
845490 PARTS OF CONVERTERS LADLES ETC	10897	288429	29179	196217
845510 TUBE MILLS	34582	92719	17396	84599
845521 HOT/COMBIN HOT&COLD ROLING MIL	25613	3931053	177913	1856677
845522 COLD, ROLLING MILLS		126510	261	362397

Contd.

10.11 Imports by Economic Categories (Detail)

(In Thousand Rupees)

Items	Apr., 2021	From July, 2020	Apr., 2020	From July, 2019
845530 ROLLS FOR ROLLING MILLS	34581	609640	15252	677472
845590 OTH PARTS METAL ROLLING MILLS	11435	211934	4598	195844
845611 MACH OPERATED BY LASER	22440	429657	31296	245571
845612 MACH OPERATED BY PHOTON BEAM		64939	780	23170
845620 MACH OPERATED ULTRASONIC PROCE	14680	96300	231	11522
845630 MA-TOOL OPER ELECTRO DISCHARGE	7491	54693		19705
845640 MA OPER BY PLASMA ARC PROCESS	716	14912		7307
845650 WATER-JET CUTTING MACHINES				3596
845690 O-MAC TOOL FOR REMOVAL OF MAT	17185	185741	7197	131741
845710 MACHING CENT FOR WORKING METAL	147834	909771	17151	497134
845720 UNIT CONSTRUCTION MACH(SINGLE)		861		1189
845730 MULTI-STATION TRANSFER MACH		6275	11888	13535
845811 HORIZONT LATH NUMERICL CONTROL	7221	211193	8981	250675
845819 OTHER, HORIZONTAL LATHES	17707	154171	9497	208446
845891 OTH LATHES NUMERICALLY CONTROL	471	46493	2116	94637
845899 OTH LATHES FOR REMOVING METALS	55316	305231	4163	108526
845910 WAY TYPE UNIT HEAD MACHINES	347	71017	290	24944
845921 OTH DRILL MACH NUMERICAL CONT		20405	152	20018
845929 OTHER DRILLING MACHINES	9962	185329	16958	139716
845931 OTH BOR/DRIL MACH NUMERI CONTR	589	25925	142	219134
845939 OTHER BOARING-MILLING MACHINES	1178	13952		14019
845941 OTH BROING MACH NUMERCAL CONT		11292		10107
845949 OTHER BORING MACHINES	726	35263	1679	49775
845951 MILLING MACH KNEE TYPE N.CONTR		6092		7590
845959 MILL MACH W TRAVERSER =<300MM	13466	95815	8284	63978
845961 OTH MILLING MACH NUMERCAL CONT		20442	413	13036
845969 OTHER MILLING MACHINES	5202	105477	4579	117719
845970 OTH THREAD/TAPPING MACH	4191	117145	7877	25437
846012 F.SURFACE GRIND MACH NUM CONTR			3149	4796
846019 OTH F.SURF GRIND MAC AXIS0.01M	3487	36540	1953	33618
846022 CENTRELESS GRIN MAC NUM CNT		6427		
846023 CYLINDRICAL GRI MAC, NUM CNT		9237		1033
846024 OTH GRIND MACH NUMERICAL CONTR		4922		
846029 OTH GRIND MACH AXIS 0.01MM	675	16926	9986	55381
846039 OTH SHARPENING MACH-TOOL	425	10484	9	14194
846040 HONING OR LAPPING MACHINES	1684	7715		11177
846090 OTHER MACHINE TOOLS	320	128733	7724	49671
846120 SHAPPING OR SLOTTING MACHINES		2472	774	8899
846130 BROACHING MACHINES	2393	127366		36707
846140 GEAR CUTTING,GRIND/FINISH MACH	39979	130660	2069	51662
846150 SAWING OR CUTTING-OFF MACHINES	17458	301465	17352	532342
846190 OTH MACH TOOL FOR METAL WORK	7103	136757	45079	104463
846210 FORGING/DIE-STAMP MACH&HAMMERS		83099	15691	313485
846221 BEND,FOLD,ETC MACH NUM CONTROL	3037	66245	1427	57126
846229 OTH BENDING,FOLDING MACH	19220	136746	7558	255717
846231 SHEARING MACH NUMERICAL CONTRO	16166	49894		103294
846239 OTH SHEARING MACH	9002	324519	7638	49976
846241 PUNCH/NOTCH MACH NUM CONTROLLED	13895	56358	7276	157814
846249 OTH PUNCHING/NOTCHING MACH	9371	219546	13421	314423
846291 HYDRAULIC PRESSES	12227	276113	21293	305348
846299 OTH PRESSES FOR WORK METAL	9977	251544	27574	394961
846310 DRAW-BENCH FOR BARS,TUBES WIRE		13585		21867
846320 THREAD ROLLING MACHINES	464	31414		26106
846330 MACHINES FOR WORKING WIRE	16305	240926		115674
846390 OTH MACH TOOL WORKING METALS	8656	194805	13709	108535
846410 SAWING MACHINES		17212	159	37188
846420 GRINDING OR POLISHING MACHINES	6639	94030	5568	216034
846490 OTH MACH TOOL WORK STONE/CER/C	338487	537210	50930	2365515
846510 MACHINE FOR MECHANIC OPERATION	565	3742		991
846520 MACHINE FOR MACHINING CENTRES		3394		37661
846591 SAWING MACHINES	16862	52386	6775	209693

Contd.

10.11 Imports by Economic Categories (Detail)

(In Thousand Rupees)

Items	Apr., 2021	From July, 2020	Apr., 2020	From July, 2019
846592	2993	21707	2704	234833
846593	2200	22776		38208
846594	2459	39553	2544	22700
846595	1965	12518	583	20199
846596	588	9754		32712
846599	43807	196443	23997	391634
846610	6469	31737	1392	20163
846620	6642	19576	1655	9512
846630	874	12749	284	6629
846691	40419	160981	3403	36441
846692	5319	143065	1810	104595
846693	15044	255253	9276	152207
846694	16628	222511	8184	135007
846711	6413	41886	1354	10342
846719	7445	105383	8181	98234
846721	23636	280286	10132	204512
846722	5182	53740	542	29647
846729	59180	788928	39789	486853
846781	1827	78725	3099	73801
846789	6102	79959	2893	84215
846791	1377	43748	7025	85129
846792	13988	64580	180	20684
846799	7074	166475	10192	189756
846810	536	2578		1106
846820	53	15451	199	6828
846880	839	127304	27728	46705
846890	3722	63723	861	39457
847010	9880	129438	10249	316021
847021	9	74		34
847029	300	713		1776
847030	3061	11602	257	1933
847050	128145	664494	7171	167412
847090	3116	278129	49447	271988
847130	3518171	32561878	2009868	23694040
847141	57333	234997	3369	102797
847149	6937	447232	4278	210911
847150	1241683	9813879	640667	11050901
847160	122060	1893412	65651	1470771
847170	306415	2010101	80310	1394860
847180	68565	515250	5950	403183
847190	10028	733500	6590	310299
847210	154	338		2237
847230	308	7196		13969
847290	339434	2347806	506712	1802969
847321		639		53
847329	2801	58186	1365	14766
847330	175323	1533166	104112	1653854
847340	64143	736392	37665	376470
847350	1346	18364	152	9130
847410		92615	825	40971
847420	49581	2259101	16893	957349
847431	69616	545738	6115	372372
847432	39589	107377	501	136591
847439	2875	33251	1854	125401
847480	490928	1612863	135654	2328038
847490	788612	5187500	48936	1520065
847510		44305	881	31482
847529	3725	102748	22345	3122546
847590	3503	135889	40703	218669
847621	1009	7723		4621
847629				2672

Contd.

10.11 Imports by Economic Categories (Detail)

(In Thousand Rupees)

Items	Apr., 2021	From July, 2020	Apr., 2020	From July, 2019
847681 OTH MACH HEATING/REFRIG,DEVICE				15953
847689 OTH MACH INCL MONEY CHANG MACH				66531
847690 PARTS OF MACH HEADING 84.76	4089	6142	205	498
847710 INJECTION-MOULDING MACHINES	839499	6592830	158204	3207812
847720 EXTRUDERS	59035	1241327	44614	764836
847730 BLOW MOULDING MACHINES	28657	613130	150401	979241
847740 VACCUM MOLDING/THERMOFORM MACH	6364	202578	334	433843
847751 MACH MOULD PNEUMATIC TYRE,TUBE		43410	9689	208159
847759 OTH MACH FOR MOLDING/FORMING	624785	972633	39529	86554
847780 OTH MACH FOR WORKING RUB/PLAST	2006345	5873815	131012	5622075
847790 PARTS OF MACH,WORKING RUB/PLAS	106961	1645778	116872	1508654
847810 MACH FOR REPARING TOBACCO	1629	1289117		411257
847890 PARTS OF MACHINES OF H-84.78	25758	325559	29243	168668
847910 MACH FOR PUBLIC WORKS,BUILDING	152758	596846	74474	595470
847920 MACH FOR EXTRACT/PREP FATS/OIL	9891	2454413		1024526
847930 PRESS PARTICAL/FIBRE BOARD ETC		202044	34452	594520
847940 ROPE OR CABLE MAKING MACHINES	60506	381212	11470	170728
847950 INDUSTRIAL ROBOTS(N.E.S.)		93603		409316
847960 EVAPORATIVE AIR COOLERS	54670	340229	95890	511675
847979 OTH PASSENGER BOARDING BRIDGES	5537	64476	3431	28532
847981 MA FOR TREATING METAL/FLE WIRE	2420	260066	338	82415
847982 MIX/KNEAD/CRUSH/GRIND ETC MACH	201458	2277441	44391	919951
847989 OTH APPLI IDIVIL FUNCTIO MACH	1491697	12833137	735356	9616263
847990 PART OF MA H- 8479.20.60.82.84	195606	5156142	181804	2075234
848010 MOULDING BOXES FOR MET FOUNDRY	4654	37823	2347	28562
848020 MOULD BASES	9249	122476	8123	68087
848030 MOULDING PATTERNS	9569	231109	7869	103116
848041 INJECTION OR COMPRESSION TYPES	14876	145457	5936	102624
848049 OTH, MOULDS FOR METAL/CARBIDES	27244	790902	55415	417446
848050 MOLULDS FOR GLASS	16690	176679	16083	167456
848060 MOULDS FOR MINERAL MATERIALS.	47949	254427	5435	145753
848071 INJECTION OR COMPRESSION TYPES	69569	1692869	43786	1538640
848079 OTH MOULDS FOR RUBBER/PLASTICS	425933	3429703	191075	2777969
848110 PRESSURE-REDUCING VALVES	78386	950113	59563	1139287
848120 VALVES,OLEOHYD/PNEUMATIC TRANS	22113	219833	8304	162505
848130 CHECK (NONRETURN) VALVES	338023	2224883	127084	1868596
848140 SAFETY OR RELIEF VALVES	40446	1145758	28291	2927337
848180 OTH APPLIANCE(TAP,COCKS,VAL)	945321	11296357	752036	9625965
848190 PARTS OF APPLICANCE H-NO.84.81	222094	3189336	204802	2425117
848210 BALL BEARINGS.	683138	8204867	442609	5807396
848220 TAPERD ROLLER BEARING INC CONE	85490	1100686	39187	470430
848230 SPHERICAL ROLLER BEARINGS	69424	681505	70865	461049
848240 NEEDLE ROLLER BEARINGS	22591	271144	8015	138011
848250 OTH CYCLINRICAL ROLLER BEARING	29358	399063	15772	297056
848280 OTH COMBINED BALL/ROLLER BEAR	68094	561060	41490	558980
848291 BALLS, NEEDLES/ROLLERS PARTS	21569	563703	11347	345899
848299 OTH PARTS OF BALL/ROLLER BEAR	92304	1164032	52021	621941
848310 TRANSMISSION/CRANKS/SHAFTS.CAM	344590	2853788	95904	2153699
848320 BEARING HOUSING-BALL/ROLR BEAR	37642	187556	7685	126290
848330 BEARING HOUSING NOT INCOR BEAR	229197	2970759	89353	1424211
848340 GEAR,CHAIN SPOK,GEAR BOXES ETC	254721	4054088	178657	3519784
848350 FLYWHEL/PULEY INCL PULEY BLOCK	16597	200132	35623	469307
848360 CLUTCHES AND SHAFT COUPLING	64845	783157	17137	662927
848390 PARTS OF HEADING 84.83	76786	846834	46944	1042064
848410 GASKET&SIMILAR JOINT OF MATALS	205033	1163822	95809	958535
848420 MECHANICAL SEALS	55019	799166	37280	628706
848490 OTH GASKET&SIMI JOINT DISSIMIL	66039	1147996	33942	905947
848610 MACH FOR MANUF BOULES / WAFERS		31		
848620 MAC FOR MANUF S-COND,I-CIRCUIT	613	10893	24564	30807
848630 MACH FOR MANUF FLAT PANEL DISP		1396		347
848640 MACH FOR MANU OF I-CIRCUIT,NES	9155	102402		4455

Contd.

10.11 Imports by Economic Categories (Detail)

(In Thousand Rupees)

Items	Apr., 2021	From July, 2020	Apr., 2020	From July, 2019
848690 PARTS&ACCE OF MACH MANU S-COND		1077		1877
848710 SHIPS/BOATS,PROPELLERS&BLADES	72	2181	344	2114
848790 O-PARTS&ACCE NOT CON ELE-CONNE	89394	658510	25422	520936
850110 ELEC MOTOR OUTPUT NOT>37.5.WAT	434063	2359736	155484	1220967
850120 UNIVERSAL AC/DC MOTOR >37.5 W	154020	1788947	184045	1292587
850131 OTH DC MOTOR/GEN 0-P=750 WATT	69410	548250	59671	504197
850132 O-DC MOTOR/GEN 0-P-750W-75KW	461570	3174270	52086	1397188
850133 OTH DC MOTO/GEN 0-P-75KW-375KW	10260	49616		668861
850134 OTH DC MOTOR/GEN OUTPUT >375KW	377345	1103965	147971	273523
850140 OTH AC MOTORS,SINGLE-PHASE	358400	3358071	114539	2951942
850151 OTHER AC MOTORS MULTI-PHASE	238339	1894774	130572	1378927
850152 AC MOTORS,OUTPUT-750W-75KW	214228	1989241	150654	1651990
850153 AC MOTORS,OUTPUT>75KW	23480	1517670	4829	553040
850161 AC GENERATORS OUTPUT NOT>75KVA	23503	397144	21965	284938
850162 AC GENERATORS OUTPUT-75-375KVA	10590	117591	9076	157370
850163 AC GENERATOR 0-P-375KVA-750KVA	2703	25218		24988
850164 AC GENERATORS OUTPUT >750 KVA	10385	326822	4917	624898
850211 EL GNERATOR (DIESEL)0-P>75 KVA	179879	1166431	98367	988454
850212 GENER SET(DIESEL)OP- 75-375KVA	46499	718772	28758	960421
850213 GENER SET(DIES ENG)OP>375KVA	246316	5188637	293589	7006559
850220 GENER SET(SP-ING ENG)OP>375KVA	318828	14329765	257695	3751164
850231 GENERATING SETS,WIND POWERED	2235619	25320138	8507	390386
850239 OTHER GENERATING SETS	1390672	27737979	3682121	48191622
850240 ELECTRIC ROTARY CONVERTERS.	290	1341		12765
850300 PARTS FOR MACHIN H-85.01/85.02	198312	3689323	137712	4789970
850410 BALLAST FOR DISCHARG LAMP/TUBE	1667	28296	122	34895
850421 LIQUID DIELECRICT FORMERS	928	473033	23210	179161
850422 LIQ D-E T/FORMER-650-10000KVA	18817	97574	518	252787
850423 LIQ DI-ELE T/FORMER >10000KVA	1394730	11065026	186261	63496357
850431 OTH TRANSFORMER-PHC-NOT>1 KVA	98076	828953	41654	1448426
850432 OTH TRANSFORMER-PHC-1KVA-16KVA	5739	66223	7631	74333
850433 OTH TRANSFORMER-PHC-16-500KVA	297348	959663	1082541	4713358
850434 OTH TRANSFORMER-PHC>500 KVA	64342	1885276	4420	1540560
850440 STATIC CONVERTERS	2475776	20629875	1835590	15663501
850450 OTHER INDUCTORS	520596	1644999	24810	6565339
850490 PARTS ELEC POWER MACH H-8504	366242	2306666	64075	16234422
850511 PERMANENT MAGNETS AND ARTICLES	43856	375414	61059	478741
850519 OTH PERMANENT MAGNETS&ARTICLES	44760	574552	15466	414673
850520 EL-MAGNET COUPLING,CLUTCH ETC	11803	105951	698	107007
850590 OTH EL-MAGNET INC/PART HD85.05	8976	112848	6913	45438
850610 MANGANESE DIOXIDE P/CELL&BATT	118612	1287286	116004	1025190
850630 MERCURIC OXIDE P/CELL&BATTERIES		16		186
850640 SILVER OXIDE P/CELL&BATTERIES		13		
850650 LITHIUM PRIMARY CELL&BATTERIES	10794	230565	28902	463358
850660 AIR ZINC PRIMARY CELL&BATTERIES	1582	13120	631	11214
850680 OTHER PRIMARY CELL&BATTERIES	10116	197932	11690	130451
850690 PARTS OF PRIMARY CELL&BATTEIES	9135	54728	9278	81922
850710 LEAD-ACID ACCUMULATOR(STARTNG)	6961	151834	2156	148013
850720 OTHER LEAD-ACID ACCUMULATORS	301603	2317965	321162	3494122
850730 NICKEL-CADMIUM ACCUMULATORS	21539	67725	7459	153238
850740 NICKEL-IRON ACCUMULATORS		404370		
850750 BATTERIES NICKEL-METAL HYDRIDE	787	20508	330	20652
850760 BATTERIES LITHIUM-ION	885014	5156840	458698	2982614
850780 OTHER ACCUMULATORS	64376	821271	26025	708013
850790 PARTS EL-ACCMOLATOR INCL SEPR	41220	559696	65838	352470
850811 VACUM CLEANER SE-CONTA E-MOTOR	25751	156841	1443	130246
850819 OTH VACUUM CLEANERS SELF MOTOR	2707	44283	2066	29876
850860 OTHER VACUUM CLEANERS	5867	47580	6741	34890
850870 PARTS OF VACCUM CLEARNERS	256	23962	452	8421
850940 FOOD GRINDER/MIXERS&JUICE EXT	66184	588810	56706	534717
850980 OTH DOMESTIC APPLIANC	6778	136072	3233	153323

Contd.

10.11 Imports by Economic Categories (Detail)

(In Thousand Rupees)

Items	Apr., 2021	From July, 2020	Apr., 2020	From July, 2019
850990 PARTS DOMESTIC APPLIAN	92558	605828	48421	547181
851010 SHAVERS SELF CONTAINED EL-MOTO	7753	159069	701	73666
851020 HAIR CLIPPERS SELF CON EL-MOTO	10330	106391	3310	41774
851030 HAIR-REMOVING APPLIANCES	6587	88125	1775	19013
851090 PART OF SHAVER/CLIPPER/REMOVER	4809	37611	596	14350
851110 SPARKING PLUGS	93553	1963025	90011	1366523
851120 IGNITION/DYNAMOS MAG-FLYWHEELS	4273	84532	706	56116
851130 DISTRIBUTORS;IGNITION COILS	12932	160292	9118	98849
851140 STARTERS MOTORS/DUEL PUR GENER	15181	164132	9858	133007
851150 OTHER GENERATORS	4551	134280	2021	130441
851180 OTH EL-IGNITION/START EQUIP	9559	43474	1849	58363
851190 PARTS OF THE HEADING NO.85.11	236336	2022733	161052	1377542
851210 LIGHTS SIG EQUIP BICYCLE USED	11	2016		585
851220 OTH LIGHTING SIG EQUIPMENT	329928	3164911	347325	2278712
851230 SOUND SIGNALLING EQUIPMENT	11330	169773	8688	108003
851240 WINDSCREEN WIPER,DEFROST/DEMIS	2303	40774	3911	37302
851310 PORTABLE ELECTRIC LAMPS	47431	1333715	50657	1263595
851390 PARTS(OF THE HEADING NO.85.12)	48	2189	851	25928
851410 RESISTANCE HEATED FURNACE/OVEN	10992	40658	353	23605
851420 INDUCTION/DIELECTRIC FUR/OVENS	57770	177980		318243
851430 OTHER FURNACES AND OVENS	11986	146522	3101	477582
851440 OTH IND/DI-EL HEATING EQUIPMNT	10303	94352	1274	414199
851490 PARTS(OF HEADING NO.85.14)	11888	211080	621	210719
851511 SOLDERING IRONS AND GUNS	5528	97577	3106	120292
851519 OTH BRAZING/SOLDER IRONS&GUNS	17268	181618	14176	190626
851521 MACHINES,RES WELDING OF METAL	148257	211627	4626	61330
851529 OTH MACH RES WELDING OF METAL	223890	303045	518	60000
851531 MACH ARC WELDING METAL F/AUTO	3988	203007		25748
851539 OTH MACH/APP ARC WELDING METAL	22062	323095	32556	427298
851580 OTH MACH/APP HOT SPRAYING METL	50239	577313	12446	365053
851590 PARTS(OF HEADING NO.85.15)	10720	534668	19735	313626
851610 ELE INSTANEOUS/IMERSION HEATER	2919	83203	898	88180
851621 STORAGE HEATING RADIATORS	62	20867		5292
851629 OTH ELE SPACE/SOIL HEATNG APPA	5101	766932	2330	441227
851631 HAIR DRYERS	8536	109997	5457	70107
851632 OTHER HAIR DRESSING APPARATUS	21094	176467	11671	71644
851633 HAND DRYING APPARATUS	157	20042	1033	5245
851640 ELECTRIC SMOOTHING IRONS	13687	172053	3632	107876
851650 MICROWAVE OVENS	3399	73063	2828	67359
851660 OTH OVEN/COOKER/GRILL/ROASTERS	30456	497615	13720	303227
851671 ELECTRIC COFFEE OR TEA MAKERS	4449	56555	1545	88742
851672 ELECTRIC TOASTERS	1530	48041	3289	83818
851679 OTH ELECTRIC-THERMIC APPLIANCE	12138	289518	17917	211220
851680 ELECTRIC HEATING RESISTORS	17966	279967	6823	230322
851690 PARTS EL-THERMIC APP H-85.16	394577	2994855	106872	1689143
851711 LINE TELEPHONE CORDLESS H-SETS	6889	22142	1492	19160
851712 TELEPHONE FOR CELLULAR NETWORK	22808020	270956484	7830604	160848291
851718 OTHER TELEPHONES	13348	143708	1510	251506
851761 BASE STATIONS FOR WIRELESS N-W	673	43577	578	126212
851762 MACH FOR RECEPTION VOICE/IMAGE	2940521	30976615	4725417	30408815
851769 OTHER APPARATUS	519317	5688297	409943	5191361
851770 PARTS FOR TELEPHONES/WIRELESS	655330	8874092	1066583	10418593
851810 MICROPHONES AND STANDS THEREOF	11001	86488	3504	75153
851821 SINGLE L/SP MOUNTED IN ENCLOUR	44940	547929	30070	428718
851822 MULIPLE L/SP MOUNTED IN ENCL	20771	362308	18062	406779
851829 OTH L/SP NOT MOUNTED IN ENCL	38928	475446	18250	435434
851830 HEAD/EAR/MICRO PHONE SPEAK SET	188408	1919377	43727	661082
851840 AUDIO FREQUENCY ELEC.AMPLIFIER	6267	60604	5127	66176
851850 ELECTRIC SOUND AMPLIFIER SETS	4767	56923	1278	32189
851890 PARTS & ACCESSORIES HEAD 85.18	20602	177838	17453	145237
851920 APPA OPERATED BY COINS,BANKNOT			3	3

Contd.

10.11 Imports by Economic Categories (Detail)

(In Thousand Rupees)

Items	Apr., 2021	From July, 2020	Apr., 2020	From July, 2019
851930 TURNTABLES (RECORD-DECKS)	3	3		87
851950 TELEPHONE ANSWERING MACHINES		68		
851981 O-APPA USING MAG/OPTICAL MEDIA	100	8328		6857
851989 OTH COMPACT DISK PLAYERS	6560	89439	741	65475
852110 MAGNETIC TAPE TYPE	12959	210661	14620	129107
852190 OTH VIDEO REC/REPRODUCING APP	6885	197165	7815	451596
852380 DATA/SOUND RECORDED/OTH SOFTWA	80458	206901	2749	80029
852550 TRANSMISSION APPA FOR RADIO/TV	3716	34099	83	21391
852560 TRANSMISSION APPARATUS	56386	458054	28708	475692
852580 TV CAMERAS,DIGI/VIDEO CAMERA-R	114862	1652899	83897	1020073
852610 RADAR APPARATUS		3302		777498
852691 RADIO NAVIGATIONAL AID APPARAT	2709	355557	545	72070
852692 RADIO REMOTE CONTROL APPARATUS	509	3591	337	28906
852712 POCKETSIZE RADIOCASSETTE PLAYER		9		213
852713 OTH APPA COMB W/SOUND REC/PRO				240
852719 OTH RECORDING/REPRODUCING APPA	3574	18293	2860	12615
852721 OTH RADIO BRO-RECEIVER FOR VEH	38436	228506	9402	47972
852729 OTH SOUND REC/REPRO APPA VEH	11207	113879	8417	84864
852791 OTH APPA COMB W/SOUND REC/PRO	116	2337		118
852792 APPA NOT COMB W-S-RECOR/REPROD				70
852799 MODEMS FOR SUND RECOD APPA	24	1499		9308
852842 MONITORS AUTOM DATA PRO SYSTEM	129	18831	138	12317
852849 OTH CATHODE-RAY TUBE MONITORS	188	22933	149	76695
852852 OTH MONITOR DATA PROCESSING SY	78720	1196149	50609	574580
852859 OTHER MONITORS	41417	221422	4720	223289
852862 PROJECTOR FOR AUTO- DPS-H8471	34095	208439	20085	254121
852869 MULTIMEDIA PROJECTOR-FOR DP-SY	451	6893	14	6360
852871 RECEPTION APPA FOR TV	7939	154392	1701	61991
852872 OTH COLOUR TV SETS	391665	2414926	78742	2221754
852873 OTH MONOCHROME RECEPTION-APPA	252	1212		392
852910 AERIALS/REFLECTORS ALL KINDS	5771	196305	5744	111493
852990 OTH PARTS/APP H-85.25-85.28	1318693	10090733	435726	6048170
853010 EL-SIGNAL EQP RAILWAY/TRAMWAY		546		210122
853080 OTH SIGNAL EQP EL TRAFIC CONT	4814	122896	115832	993701
853090 PARTS OF EQP HEAD 85.30	555	219653		78009
853110 BURGLAR/FIRE ALARMS/SIMIL APPT	51884	238376	6124	458610
853120 INDICATOR PANEL INCORP LCD/LED	28340	159932	3853	146261
853180 OTHER APPARATUS	18487	561241	5651	100539
853190 PARTS ELEC SOUND/VIS SIG APPT	40610	733624	8533	841724
853210 FIX CAPACITO 50/60HZ CAP.5KVAR	56439	636899	84142	6642561
853221 OTHER FIXED CAPACITOR	606	2293		5510
853222 ALUMINIUM ELECTROLYTIC FIX CAP	247	9752	60	3257
853223 CERAMIC DIELEC,SIN-LYR FIX CAP	402	18280	387	10802
853224 CERAMIC DIELEC MUL-LYR FIX CAP	5076	53395	4426	47969
853225 DIELECTRIC PAPER PLAS FIX CAP	6710	43339	568	10557
853229 OTHER FIXED CAPACITORS	77193	414135	20713	323784
853230 VARIABLE/ADJUSTABLE CAPACITORS	881	30855	66	26404
853290 PARTS OF ELECTRICAL CAPACITORS	5296	96770	7629	73403
853310 FIXED CARBON RES COMP/FILMTYPE	8052	201280	20461	324448
853321 OTH FIXED RES CAPACITY < 20 W	1597	50169	12667	46029
853329 OTHER FIXED RESISTORS	49834	325778	8550	725787
853331 W/WOUND RESISTOR- RHEO&POTEN	144	794	1942	11778
853339 OTH W/WOUND VARIABLE RESISTORS	5300	45985	3441	58548
853340 OTH VAR RES INCL REHEOSTATS	15391	136309	4177	147043
853390 PARTS FOR ELECTRICAL RESISTERS	2163	33371	731	4898
853400 PRINTED CIRCUITS	557085	6888613	267889	2917601
853510 FUSES FOR VOLTAGE >1000 VOTTS	15099	160852	20301	143271
853521 AUTOMA C-BRAKER VOT <72.5 KV	272661	1948920	24284	1073664
853529 OTH AUTOMATIC CIRCUIT BRAKER	64331	302407	49818	2926116
853530 ISOLATING/MAKE-AND-BREAK SWIT	75503	966924	21898	3929906
853540 LIGHT ARRESTER,VOL LIMITER ETC	93325	218137	5211	1108824

Contd.

10.11 Imports by Economic Categories (Detail)

(In Thousand Rupees)

Items	Apr., 2021	From July, 2020	Apr., 2020	From July, 2019
853590 ELEC APP SWITCHING CIR>1000VOL	69187	616192	43310	840603
853610 FUSES FOR VOLTAGE <1000 VOLTS	14578	174742	7673	123601
853620 AUTOMATIC CIR BREAKER	384147	3581527	163111	2939803
853630 OTH APP PROTECTING ELEC CIRCUL	28373	268654	12497	61988
853641 RELAYS FOR VOLTAGE	18707	173130	12127	156561
853649 OTHER, RELAYS	130294	1523682	92770	976372
853650 OTHER SWITHCES	103213	1185325	63659	949481
853661 LAMP HOLDERS	10698	126465	6723	119398
853669 OTHER,PLUGS AND SOCKETS	84186	1215753	33601	1387483
853670 CONNECTORS FOR OPTICALFIBRES	8353	102747	15493	63207
853690 OTH ELECTRICAL APPARATUS	168544	1974382	97691	1796132
853710 BOARD,PANEC ETC VOLTAGE-1000V	693685	5123017	4243533	25011626
853720 BODIES,CONSOLE ETC VOLT>1000V	147735	3301314	180548	1522871
853810 BOARD,PANELS GOODS HEAD 85.37	47545	520504	18813	397090
853890 OTH PARTS SUITABLE GOOD H85.37	294519	5334837	273673	3296797
853910 SEALED BEAM LAMP UNITS	13966	192508	16477	118055
853921 TUNGSTEN HALOGEN LAMPS	30754	451811	23387	351028
853922 OTH LAMPS 200W FOR VOLT>100V	9387	103935	5923	74900
853929 OTH FILAMENT LAMPS EXCL U-VIOL	9084	203256	8917	174514
853931 DISCHARGE LAMP O/TAN U-V-LAMP	40350	238615	38797	325716
853932 MERCURY OR SODIUM VAPOUR LAMPS	1590	30436	7399	72760
853939 OTH DISCHARGE LAMPS,O/TH ULTRA	738	20948	2791	25496
853941 ARC-LAMPS (ELECTRIC)	510	4792		5987
853949 OTH ULTRA-VOILET/INFRA-REDLAMP	5029	91253	5912	47372
853950 LED LAMP BULB	130557	1222813	86706	1703205
853990 PARTS ELECTRIC FILAMENT/D-LAMP	273571	4610287	216560	3043183
854071 MAGNETRONS	121883	644927	32342	427969
854079 OTH,MICROWAVE TUBE,CARCINOTR		370	72	405
854081 OTHER VALVES AND TUBES:	10	1369		789
854089 OTHER VALVES ANA TUBES,N.S.	409	3730		2516
854091 PARTS OF CATHODE-RAY TUBES			273	273
854099 OTH PARTS OF HEADING NO.85.40	13	1898		3585
854110 DIODES,OTH THAN PHOTOSENSITIVE	38709	433378	11325	251031
854121 TRANSISTOR O/THAN PHOTOSENSITV	1113	7559	964	6321
854129 OTH TRANSISTOR O/TH PHOTOLEN	11452	228830	19316	244978
854130 THYRISTORS DIACS AND TRIACS	3532	47708	880	22035
854140 PHOTOSENSITIV SEMICONDUCTOR DE	8847952	45272307	10455983	47345849
854150 OTH SEMICONDUCTOR DEVICES	1405	41552	441	39129
854160 MOUNTED PIEZO-ELECTRIC CRYSTAL	2431	54087	9556	118938
854190 PARTS OF APPARATUS OF H-85.41	4976	44219	55612	129653
854231 ELECTRONIC INTEGRATED CIRCUIT	39138	361538	15533	273413
854232 MEMORIES	138	25536	8	3283
854233 AMPLIFIERS	15096	213463	1077	35417
854239 OTH ELECTRO INTEGRATED CIRCUIT	55933	1107567	53648	1020693
854290 PARTS OF ELEC INTIGRAT CIRCUIT	15840	278126	38454	314186
854310 PARTICLES ACCELERATORS		16		4069
854320 SIGNAL GENERATORS	1871	40561	366	29021
854330 MACH APPA EL-PLATNG ELECTROLYS	19568	58216		283093
854370 OTHER MACHINE/APPARATUS	374142	3016427	147705	3436917
854390 PARTS OF THE APPARATUS H-85.43	30466	463705	10825	543614
854411 WINDING WIRE OF COPPER	43239	258191	46451	202126
854419 OTHER WINDING WIRE OF COPPER	76925	1052189	11181	432952
854420 CO-AXIAL CABLE & CONDUCTORS	51470	978056	80634	1939151
854430 IGNITION & OTHER WRITING SETS	16262	223877	18355	246294
854442 COMPUTER LEADS WITH CONNECTOR	209382	2285468	97989	2848328
854449 OTH ELECTRIC CONDUCTOR N>1000V	450490	5794078	674855	9060262
854460 OTH EL CON FOR VOLTAGE >1000V	59164	1670814	22263	974175
854470 OPTICAL FIBRE CABLES	310974	985806	526087	1831078
854511 ELECTRODES USED IN FURNACES	15527	165274	34339	206094
854519 OTHER ELECTRODES	577	7812	982	4316
854520 CARBON BRUSHES	10456	109491	14458	140998

Contd.

10.11 Imports by Economic Categories (Detail)

(In Thousand Rupees)

Items	Apr., 2021	From July, 2020	Apr., 2020	From July, 2019
854590 OTH LAMP/BATTERY CARBON,GRAPIT	3981	39556	8337	59325
854610 EELECTRICAL INSULATOR OF GLASS	624	3652		82
854620 EELECTRICAL INSULATOR CERAMICS	477645	3545479	1260083	6689404
854690 OTH ELE INSU OTH THN GLAS,CERA	9412	193900	319706	2036432
854710 INSULATING FITTINGS OF CERMIC		2935	689	1229
854720 INSULATING FITTINGS OF PLASTIC	8097	83085	5737	37778
854790 OTH INSULATIN FITT PLAS/CERMIC	112916	211946	17406	203054
854810 WAST/SCRIP PRI BATRY,CEL,ACCUMU	71603	182328	3	10530
854890 OTH,PARTS ELE MACHINE/APP NES	142	15687		6486
860210 DIESEL ELECTRIC LOCOMOTIVES		32798		
860290 OTH,RAIL LOCOMOTVE,LOCOMO TEND		1693		
860400 RAIL/TRAMWAY MAINTENANCE VEHIC				482200
860711 DRIVING BOGIES&BISSSEL-BOGIES				1404
860719 OTH INCL PARTS AXELS/WHEEL	29064	164160	59384	397269
860721 AIR BRAKES AND PARTS THEREOF		98175	12829	191809
860729 OTH BRAKES LOCOMO&PATS THEREOF		63499	6690	91365
860730 HOOKS,COUPLIN DEVICES,BUFFERS		36941	13528	15228
860791 OTHER PARTS OF LOCOMOTIVES	10984	401914		924490
860799 OTH RAILWAY LOCOMOT STOCK PART	138	32572	6339	10340
860800 RAIL/TRAMWAY TRACK FIXTURES		83368	50241	150326
860900 CONTINERS SPECIL DESI,EQUIPPED	35269	439762	6037	254276
870110 PEDESTRAIN CONTROLLED TRACTORS		1403		93
870120 ROAD TRACTORS FOR SEMI-TRAILER	508520	4080557	68525	3704664
870191 TRACK LAYING TRACTOR <18 KW		8139		551
870192 COMP AG-TRACTORS-ANY KIT FORM		112422	14679	68994
870193 COMPONENT AGRI TRACTOR IN KIT	439018	2688806	254310	1809609
870194 AGR TRACT,ENG CAP>75 KW<130 KW		10425		14366
870195 AGR TRACT,ENG CAP>130 KW	12676	12676		4387
870210 M.VEH 10 OR >PERSON DIESEL ENG	994749	7903868	725141	7396468
870220 OTH M.V DIESEL&ELEC.10 OR>PERS	1260464	1324052	47696	268663
870230 M.VEH PETROL&ELEC.10 OR>PERS				10288
870240 M.VEH ELECTRIC.10 OR>PERS		32174		9065
870290 COMP O-M-VEH 10PER&DERIVER AKF	260666	867874	516779	1211483
870310 M-CAR FOR TRAVEL ON SNOW/GOLF	5365	73599	606	31291
870321 MOTOR VEH CYLNDER CAP-1000CC	7889365	42505324	2705248	33363548
870322 OTH CAR CY CAP>1000CC - 1500CC	7783126	41471899	2660853	20255427
870323 OTH VEH CYL CAP 1500 - 3000CC	13708006	82812896	5853088	21424827
870324 OTH VEH CYL CAPACITY>3000CC	1941844	6739248	97496	816071
870331 OTH VEH(DIESEL ENG)CYL-C-1500CC		1374	1362	1362
870332 VEH(DIESEL ENG)CY-1500 -2500CC		46422		2942
870333 OTH VEH(DIESEL ENG)CAP>2500CC	599491	6708866	231332	2307135
870340 COM.VEH SP.IG&ELEC.=800C AKF	1051265	8006819	575481	3914487
870350 COM.VEH.DIESEL&ELEC<=800C AKF	192046	1282501	14636	130787
870360 OTH.V.SP.IG&ELEC CH<=800CC	53402	426661		338042
870370 COM.V.DIES&ELE CHR<=800C AKF				16056
870380 O.COM.V. ONLY ELEC. MOTOR AKF	986740	4301056	615206	1014645
870390 OTH M-CAR/M-VEH FOR PERSONS		7394		9
870410 DUMPERS DESIGN FOR OFF-HIGHWAY	146825	2456198		3170960
870421 OTH VEH(DIESEL ENG)NOT>5TONNES	1194552	17387744	1056558	9325672
870422 OTH VEH(DIESEL ENG)GVW-5-20TON	559067	5191741	262489	3520450
870423 OTH VEH(DIESEL)GVW >20 TONNES	250339	2605942	98178	2092313
870431 OT VEH SPARK-IGNITION NOT>5TON	396676	4248273	59682	3187724
870432 OT VEH (SP-IGN)GVW > 5 TONNES		18592		28039
870490 OTH VEH FOR TRANSPORT GOODS		5088		594
870510 CRANE LORRIES		467911		418232
870530 FIRE FIGHTING VEHICLES		1846079		34050
870540 CONCRETE-MIXER LORRIES		338387		392687
870590 OTH SPECIAL PURPOSE MOTOR VEHL	24420	603751	13389	958662
870600 CHASIS WITH ENG VEH-H-8701-05		8538		
870710 BODIES/CABS FOR VEH-H-87.03	10043	28812	20	5338
870790 BODIES OF VEH-H-87042190&.3190	658	9678		11533

Contd.

10.11 Imports by Economic Categories (Detail)

(In Thousand Rupees)

Items	Apr., 2021	From July, 2020	Apr., 2020	From July, 2019
870810 BUMPERS AND PARTS THEREOF	37910	223682	12901	156284
870821 OTH PART ACCE OF BODIES,SEATS	25330	278183	16236	324436
870829 OTH PART ACCE OF BODIES,CABS	731479	6100539	407414	5490861
870830 BRAKES&SERVO-BRAKES,PARTS VEH	202705	1666153	85430	1205981
870840 GEAR BOXES AND PARTS THEREOF	33600	321959	12789	1115124
870850 DRIVE-AXLES WITH DIFFERENTIAL	114923	927244	43172	737182
870870 ROAD WHEELS&PARTS&ACCESSO	115493	1094974	51790	529440
870880 SUSPENSION SYS,SHOCK-ABSORBERS	183021	1391862	77863	1147196
870891 RADIATORS & PARTS THEREOF VEH	186169	1124226	51529	428652
870892 SILENCERS&EXHAUST PIPES,PARTS	52448	406992	11065	52462
870893 CLUTCHES AND PARTS THEREOF	21066	363089	17532	256614
870894 STEERING WHEELS,CLUMNS,BOXES	109362	838775	57659	473779
870895 SAFETY AIRBAGS INFLATER SYSTEM	1600	6075	3	3136
870899 OTH PARTS FOR VEHICLES H-8701	1527598	15149934	435613	4498759
870911 WORK TRUCKS SELF-PROPEL ELECTR	109	3005		18369
870919 OTH WORK TRUCK SELF PRO N-FITT		39984		1027128
871000 TANKS,OTH ARMOUD FITGHING VEH		17962		17114
871110 MOTORCYCLE CYL CAP-NOT>50CC		3866		2609
871120 M-CYCLE CYL CAPACITY- 50-250CC	1024679	9780946	432420	8402246
871130 M-CYCLE CYL CAPACITY-250-500CC		9206		15497
871140 M-CYCLE CYL CAP-500-800CC	3609	28900		5671
871150 M-CYCLE CYL CAP EXCEEDIN-800CC	43696	263766	4033	60243
871160 COMP M.CYCL WIT ELEC MOTOR AKF	4755	16868	91	6127
871190 OTH M-CYCLE(INCLUDING MOPEDS)				1795
871200 BICYCLES,OTH DELIVERY TRICYCL	88050	793286	31194	542294
871310 INVALID CARRIAG NOT MECH PROPL	55524	476305	72853	591566
871390 OTH INVALID CARRIAG MOTORISED	293	18797	2082	22182
871410 SADDLES OF MOTORCYCLES,MOPEDS	435621	4800360	242629	3867038
871420 PART ACCE INVALID CARRIAGES	1214	12782	68	4729
871491 FRAMES,FORKS & PARTS THEREOF	143	1227	2	1792
871492 WHEEL RIMS AND SPOKES	1566	49809	2593	24001
871493 HUBS,COAST BRAK HUB,FREE WHEL	19538	134254	4739	77149
871494 BRAK,COAST BRAK HUB,HUB BRAK	4342	39194	1167	15477
871495 OTHER, SADDLES	3206	32079	1222	30606
871496 PEDALS,CRANK-GEAR,& PARTS THOF		4448	177	6190
871500 BABY CARRIAGES & PARTS THEREOF	4159	95857	5316	106002
871610 TRAILER,SEMI-TRALER CARVN TYPE		3373		13740
871620 SELF LOADING/UNLODING TRAL AGR		8102		4631
871631 TAKER/SEMI TANKER TRAILERS		15321		242005
871639 OTH TRAILER,SEMI TRAI FOR GOOD	4908	11374		181812
871640 OTH TRAILERS & SEMI-TRAILERS		87766	1030	384606
871680 OTH VEH NOT MECHANICALLY PROPL	12978	219609	8309	145074
871690 PARTS,TRAILER SEMI-TRAI H87.16	36732	384981	32838	478567
880100 GLIDERS AND HANG GLIDERS				
880211 HALICOPTER UNLADN WT!>2000 KG				1192953
880212 HALICOPTER UNLADN WT>2000 KG				4377266
880220 AEROPLAN UNLADEN WT NOT>2000KG		58324		2000
880230 AEROPLAN UNLADN W-2000-15000KG				11020
880240 AEROPLAN UNLADN WT >15000KG	43145	158012		2813151
880260 SPACECRAFT/SUBORBITAL/SPA VEH		24270		
880310 PROPELLERS,ROTORS & PATS THROF	74	451	78	1509
880320 UNDER CARRIAGES/PARTS THEREOF		47739	211958	214499
880330 OTH PARTS OF AEROPLANE/HELICOP	147233	1322113	20559	1082871
880400 PARACHUTES AND ROTOCHUTES,PART	1062	2772		7019
880510 AIRCRA LAUN GEAR,DECK ARRESTOR				22627
880529 OTH GROUND FLYING TRAINER PART		658		2394
890110 CRUISE SHIPS,BOATS FOR PERSONS		4937019		9101118
890190 OTH VESSELS FOR PERSONS/GOODS	24993	1375557		8085747
890200 FISHING VESSELS,FACTORY SHIP		506324		
890310 INFLATABLE YATCHS,VESL PLE/SPO		1565	1771	5537
890391 SAILBOATS,WITH/W-OUT AUX-MOTOR	735	12763		

Contd.

10.11 Imports by Economic Categories (Detail)

(In Thousand Rupees)

Items	Apr., 2021	From July, 2020	Apr., 2020	From July, 2019	
890392	MOTORBOAT,O/THN OUTBOARD M-BO	1591	10470	478	6631
890399	OTH INFLTABLE YACHTS	929	53942	1460	9552
890400	TUGS AND PUSHER CRAFT.		77717		2123635
890510	DREDGERS		27684		
890520	SUBMERSIBLE DRILLING PLATFORMS		19934		
890590	OTH LIGHT VESSELS,FLO-CRANES		10674	217	42844
890710	OTH FLOATING INFLATABLE RAFTS	6362	16957		772
890790	OTH FLOATING STRUCTURES,TANKS	1834	419889		13290
900490	OTH SPECT,GOGGLE&THE LIKE CORR	16121	177116	67802	221159
900510	BINOCULARS	830	24732	3150	33392
900580	OTH ASTRONOMICAL INSTRUMENTS	229	163174	124	383011
900699	O-PART,AC P-GRAPHIC F-LIGH APP	237	2228	4	5470
900710	CINEMATOGRAPHIC CAMERAS		1193	25	8192
900720	CINEMATOGRAPH PROJECTOR.S-R/RE	2318	2547		72
900791	PAR,ACC-CINEMATOGRAPHIC CAMERA		1529		2509
900792	PART,ACCE-CINEMATOGR PROJECTOR	90	668		161
900850	PROJECTORS,ENLARGERS&REDUCERS		1046		509
900890	PARTS/ACCE OF IMAGE PROJECTORS		312		43
901010	APPA,EQUI AUTOMATC DEVELO FILM	550	10554		50239
901050	OTH APP EQU PHO-GRAPHIC LAB		8601	411	2720
901060	PROJECTION SCREENS	1292	30438	7704	37073
901090	PART ACCE OF APP/EUIP H-90.10		12950	503	5060
901110	STEREOSCOPIC MICROSCOPES	113	1219		70171
901120	OTH MICROSCOPE P-MICROGRAPHY	15685	16721	3	9086
901180	OTHER MICROSCOPES	36238	305959	11473	222450
901190	PART,ACCE OF OPTCAL MICROSCOPE	2409	6255	9	17398
901210	M-SCOPE O/THN OPTIC M-SCOP APP	728	205305	31049	166952
901290	PART,ACC M-SCOPE O/THN OPTICAL	129	3182	17	1307
901310	TELESCOPIC SIGHTS FITT TO ARMS	380	40443	149	3223
901320	LASERS OTHER THAN LASER DIODS	10328	46726	3949	76654
901380	OTH DEVICES APPLI&INSTRUMENTS	237	220354	30962	508420
901390	PARTS,ACCE OF SUB GROUP-90.13	834	85914	214	33627
901410	DIRECTION FINDING COMPASSES	41	9485		5501
901420	INST/APPLI AERONAUTIC NAVIGATO		63690		92780
901480	OTH INS/APPLI(NAVIGATIONAL)	397	18234	6941	26583
901490	PART,ACCE OF SUB GROUP OF90.14		2140		567
901510	RANGEFINDERS	222	2495	49	5950
901520	THEODOLITES AND TACHEOMETERS	393	25080	228	8876
901530	SURVEYING LEVELS	5013	109082	4459	57457
901540	PH-GRAMMETRICAL SURVEY INS/APP		1282		48
901580	OTH INS AND APPLIANC-SURVEYING	15792	1431685	374511	2718232
901590	PARTS&ACCE OF SURVEYING INSTRU	33076	201164	5834	264998
901600	BALANCE SENSITIVITY 5CG/BETTER	4900	49734	12648	53317
901710	DRAFTING TABLE MACH W/NOT AUTO	4837	47395	4033	37625
901720	O-DRAWING MARK/MATH CALC INSTR	2421	44294	1384	95060
901730	MICROMETERS/CALLIPERS & GUAGES	9911	68889	5020	62454
901780	OTHER INSTRUMENTS	29286	233340	41778	239556
901790	PARTS/ACCE OF MEASURING INSTRU	436	11966	430	64919
901811	ELECTRO-CARDIOGRAPHS	9070	323653	15852	258112
901812	ULTRASONIC SCANNING APPARATUS	111053	895079	75730	900729
901813	MAGNETC RESONANCE IMAGING APPA	231726	1656071		918772
901814	SCINTIGRAPHIC APPARATUS	97768	101212		170343
901819	OTH ELECTRO-DIAGNOSTIC APPARAT	417273	4019359	450836	4803292
901820	ULTRA VOILET/INFRA-RED RAY APP	20	13813	1023	22255
901831	SYRINGES,WITH/WITHOUT NEEDLES	129736	2265600	268129	2763138
901832	TUBULAR METAL NEEDLE/NEDL SUTU	80017	696254	79661	553791
901839	OTH NEDLES,CATHERS,CANNULA	1512274	12388175	1766953	12567143
901841	DENTAL DRILL ENGINES,W/C-D-EQU	163	8209	1610	13290
901849	OTH;INS/APPLI, DENTAL SCIENCE	4072	128840	10525	181805
901850	OTH,OPHTHALMIC INST&APPLIANCE	74537	529736	51194	1064079
901890	OTH INSTRUMENT & APPLIANCE.	1215219	9009635	878589	10367446

Contd.

10.11 Imports by Economic Categories (Detail)

(In Thousand Rupees)

Items	Apr., 2021	From July, 2020	Apr., 2020	From July, 2019
901910 MECHANO-THERPY,MESSAGE/PSY APP	65198	515303	21084	292163
901920 OZONE,OXYGEN ,AEROSOL THERAPY,	231724	4577014	349732	1786726
902190 OTH;APP,WORN CARY,IMPL IN BODY	438753	1273424	482809	2842079
902212 COMPUTED TOMOGRAPHY APPARATUS	48442	1136052	15400	1566898
902213 OTH X-RAY APPA FOR DENTAL USES	1360	32663		60938
902214 OTH,X-RAY APP FOR MEDICAL SURG	185304	2804722	1008050	5505419
902219 X-RAY APPA FOR OTHER USES	70693	412031	15501	497733
902221 APP BASE ON ALP,BETA GAMA RADI		1283499		
902229 APP ALPHA-BE-GA RADI-OTHER USE	4198	59613	852	170266
902230 X-RAY TUBES	1649	257624	25356	215627
902290 O-APP AL-B-G RADI INCL PA/ACCE	35416	1631197	177100	1651087
902300 APPA DESIGNED F-DEMANSTRATION	263402	1665285	101593	1072137
902410 MACH&APPLI FOR TESTING METALS	4586	115970	1364	75237
902480 O-MACH-TESTING HARDNESS/STREN	177990	767756	56978	863431
902490 PARTS&ACC-HARD/STREN TEST MACH	2390	257487	9498	75014
902511 LIQUID-FILLED THERMOMETER/PYRO	21830	271304	158099	323754
902519 OTHER THERMOMETERS/PYROMETERS	31432	321046	86205	235015
902580 OTHER INSTRUMENTS	35547	342529	165921	454770
902590 PARTS ACCE INSTRUMENTS H-9025	11858	430567	10455	108922
902610 APP,MEASUR/CHECK FLOW/ LEVEL.	38782	517866	18520	479456
902620 APP, MEASUR/CHECK PRESSURE.	40116	875959	59168	669604
902680 OTH,APP,MEASUR VARIATION LIQ/G	110035	1551480	48641	1650590
902690 PARTS,ACCE OF SUB GROUP 90.26.	167141	1020934	82003	500125
902710 GAS/SMOKE ANALYSIS APPARATUS.	35701	431577	18855	254165
902720 CHROMATOGRAPHS/ELECTROPHOR INS	214465	922779	75385	880504
902730 SPECTRO,SPECTROPHOT-METER RADI	67618	559776	14038	468947
902750 OTH,INS.USING OPTCAL RADIATION	168016	1021296	37885	755521
902780 OTH,INST FOR PHYSICAL CHEM ANA	466923	4467553	328326	3479832
902790 MICROTOMES;PART ACCE APP-90.27	199137	1234533	99470	813313
902810 GAS METERS	150760	1373534	80263	697241
902820 LIQUID METERS	7942	40884	249	12820
902830 ELECTRICITY METERS	20165	118285	1216	154982
902890 PART,ACCE OF SUB GROUP 90.26	9407	393634	67814	791534
902910 REVOL/PROD COUNTRS,TAXIMETERS,	1935	10597	790	7370
902920 SPEED INDICATORS/TACHOMETERS	10771	111691	13078	90439
902990 PARTS ACCE OF METERS-H-90.29	27831	251501	12240	134730
903010 INS,MEASUR IONISING RADIATIONS	2677	113195		97037
903020 OSCILLOSCOPE&OSCILLOGRAPHS	7623	45571	96	42590
903031 O-INSTR MEASUR VOLTAGE,CURRENT	12385	154033	4526	75592
903032 MULTIMETER WITH RECORD DEVICE	15147	66379	4418	31466
903033 O-METER WITH OUT RECOED DEVICE	21607	260673	13607	279839
903039 O-OSCILLOSCOPE W-RECOD DEVICE	20069	312820	14807	136057
903040 OTH,INS,SPE DESI FOR TELECOMMU	11855	285784	4090	142276
903082 OTH,INS,MEASUR SEMICONDOCTOR	46	8482		2177
903084 OTH,APPA,WITH RECORDING DEVIC	1019	358619	25458	82169
903089 OTH,INS,MEASUR ELECTRICAL QTY.	37497	836598	30680	1355059
903090 PARTS ACCE OF SUB GROUP 90.30	2422	1293643	3043	112534
903110 MACH BALANCING MECHANICAL PARTS		47514	3092	49288
903120 TEST BENCHES	68256	168625	5103	152013
903141 OTH,OPTICAL INS CHECK SEMICODU		1102		15701
903149 OTH,OPTICAL INS & APPLIACES.	22457	640331	3803	279533
903180 OTH,INS APPLIANCES & MACHINES.	239463	3236465	187110	1697578
903190 PART,ACCE OF ARTICLE H- 90.31	78137	1353100	78815	959087
903210 THERMOSTAT	68613	830876	42857	677054
903220 MANOSTAT(PRESSURE REGULATORS)	529	32580	6574	27158
903281 OTH,INS HYDRAULIC OR PNEUMATIC	12418	101442	3169	69596
903289 OTH,REGULATING,CONTROLLING INS	349958	4063106	97315	4489845
903290 PARTS,ACCE OF ARTICLE H- 90.32	27282	1262493	36768	243609
940210 DENTISTS,BARBER CHAIRS, PARTS	2197	246331	1205	129000
940290 OTH;OPE TABLES,EXAM TABLE MECH	53497	617360	84302	943602
940560 ILLUMINATED SIGN,NAMPLATES,LIK	25465	87613	26	54330
940591 PARTS OF LAMP LIGHT FIT GLASS.	29646	387782	11059	449664
940599 OTH PARTS H-NO.94.05,N.E.S.	82684	1058271	48038	996669

10.12 Exports by Areas and Countries / Territories

(In Thousand Rupees)

Territories/Countries	Apr., 2021	Cumulative From July,2020	Apr., 2020	Cumulative From July,2019
GRAND TOTALS	339,498,421	3,359,742,393	157,074,855	2,882,285,274
LATIN AMERICA	497,127	3,501,553	212,244	4,820,772
Anguilla				982
Antigua and Barbuda		45,961		12,368
Aruba	264	2,826		6,023
Bahamas	4,382	29,453		30,906
Barbados	907	70,622		45,889
British Virgin Is.		1,223		
Cayman Islands		6,784		9,541
Cuba		30,279		224,852
Dominica	320	4,047		4,114
Dominican Republic	148,465	473,769	50,122	802,126
Grenada	782	12,365	543	21,915
Guadeloupe	41,369	235,985	70,396	211,204
Haiti	55,431	1,231,810	72,519	2,007,974
Jamaica	24,550	193,352		206,539
Martinique		55,578		21,436
Netherlands Antilles				143
Puerto Rico	18,323	247,950	10,107	160,354
St.Kitts and Nevis	724	6,471		5,807
St. Lucia	84	19,588		12,534
St.Vincent/Grenadine		24,701		13,141
Trinidad and Tobago	201,525	808,789	8,556	1,022,783
US.Virgin Islands				140
CENTRAL AMERICA	1,703,711	13,986,372	698,740	15,004,727
Belize	481	1,826		359
Costa Rica	51,832	513,706	11,137	426,137
El Salvador	75,302	503,073	19,844	331,794
French West Indies				935
Guatemala	130,930	755,142	10,209	791,330
Honduras	97,975	773,806	8,727	333,206
Mexico	1,129,962	9,782,178	541,160	11,158,520
Nicaragua		188,516	209	201,685
Panama	217,228	1,468,126	107,455	1,760,761
SOUTH AMERICA	5,124,622	36,609,745	1,241,025	31,579,127
Argentina	349,687	4,775,303	185,981	4,641,507
Bolivia	2,046	60,245		69,359
Brazil	1,237,040	11,120,600	339,808	9,781,044
Chile	1,487,453	9,646,977	405,457	6,759,251
Colombia	1,297,374	5,165,496	168,961	4,303,262
Ecuador	79,495	771,502	3,203	924,325
French Guiana		3,595		3,318
Guyana	26,151	163,401		114,181
Paraguay	88,925	940,478	17,979	762,295
Peru	420,169	2,891,756	84,045	3,361,578
Suriname	17,385	83,507		100,197
Uruguay	79,769	733,718	33,859	665,459
Venezuela,Bolivar. R	39,127	253,168	1,732	93,351
NORTH AMERICA	70,994,529	702,682,564	29,520,778	533,999,594
Bermuda	467	12,718		9,606
Canada	4,391,832	42,475,868	2,593,616	36,068,112
Greenland		293		
U.S.America	66,602,229	660,193,685	26,927,162	497,921,876
EASTERN EUROPE	9,415,785	98,112,734	3,063,732	75,579,989
Belarus	44,006	179,648	773	137,135
Bulgaria	421,117	5,121,001	158,171	3,831,263
Czech Republic	713,888	8,137,924	272,631	6,420,993
Hungary	339,409	2,260,357	64,794	1,360,918

Contd.

10.12 Exports by Areas and Countries / Territories

(In Thousand Rupees)

Territories/Countries	Apr., 2021	Cumulative From July,2020	Apr., 2020	Cumulative From July,2019
Poland	4,096,006	41,429,503	1,255,073	33,045,860
Republic of Moldova	220	36,920	1,886	17,696
Romania	569,857	5,399,755	99,010	3,694,721
Russian Federation	2,112,400	24,480,492	846,519	18,129,767
Slovakia/Slovak R.	351,417	3,109,106	165,680	1,428,919
Ukraine	767,466	7,958,029	199,193	7,512,716
NORTHERN EUROPE	38,305,267	361,009,454	12,921,038	275,573,903
Denmark	2,767,668	33,762,801	836,825	24,989,120
Estonia	151,528	1,871,231	149,866	1,800,361
Finland	514,465	4,324,604	171,310	3,757,718
Iceland	4,313	44,550	163	17,281
Ireland	962,269	9,245,837	148,179	8,002,056
Latvia	254,422	2,326,398	124,128	4,035,794
Lithuania	401,780	4,462,931	556,670	4,946,664
Norway	615,899	7,749,158	357,476	7,385,499
Sweden	2,056,121	21,329,039	963,077	16,288,537
United Kingdom	30,576,802	275,892,904	9,613,345	204,350,875
SOUTHERN EUROPE	27,949,922	273,985,749	9,195,879	255,560,477
Albania	47,184	618,809	70,848	561,136
Andorra		290		
Bosnia & Herzegovina	1,317	18,639		19,127
Croatia	212,581	2,009,987	37,893	1,654,779
Gibraltar		958		1,519
Greece	1,038,989	10,126,525	433,972	10,044,125
Italy	10,591,186	103,233,922	3,785,894	96,190,708
Macedonia	2,699	12,744		
Malta	38,517	615,250	6,553	458,941
Montenegro	11,130	599,233		
Portugal	3,663,785	27,043,576	983,683	22,671,885
Serbia	15,446	215,145	82,512	1,395,853
Slovenia	1,166,685	10,204,054	166,285	9,715,113
Spain	11,160,403	119,286,618	3,628,239	112,847,290
WESTERN EUROPE	51,639,522	517,369,024	19,554,837	429,259,876
Austria	136,303	1,607,579	79,700	1,656,461
Belgium	10,120,743	84,372,321	4,601,749	73,461,728
France	4,678,931	54,441,587	1,544,817	46,323,360
Germany	19,158,098	206,825,142	7,967,600	170,066,542
Liechtenstein		704		2,145
Luxembourg	2,483	73,326		28,127
Monaco	1,175	3,006		2,468
Netherlands	17,407,191	168,044,898	5,295,033	135,999,558
Switzerland	134,597	2,000,461	65,939	1,719,488
EASTERN AFRICA	8,973,794	87,991,293	9,010,418	101,843,148
Burundi	2,932	27,540		35,300
Comoros	35,634	910,073	266,673	1,475,615
Djibouti	467,867	4,699,195	1,039,762	9,203,922
Eritrea				159,651
Ethiopia	4,578	176,162	8,022	135,332
Kenya	2,591,634	32,362,213	3,615,192	38,889,920
Madagascar	1,293,413	6,890,501	791,932	8,771,478
Malawi	138,677	1,563,213	71,344	551,842
Mauritius	306,789	1,726,908	424,278	2,661,565
Mayotte	3,144	23,368	2,164	11,575
Mozambique	1,634,836	14,554,583	1,026,703	14,757,706
Reunion	54,516	1,169,613	120,006	1,148,723
Rwanda	15,281	76,497		48,864
Seychelles	29,592	336,348	8,470	534,306
Somalia	1,224,800	9,073,208	768,002	8,549,481
Uganda	28,045	283,345	10,398	254,882

Contd.

10.12 Exports by Areas and Countries / Territories

(In Thousand Rupees)

Territories/Countries	Apr., 2021	Cumulative From July,2020	Apr., 2020	Cumulative From July,2019
U.R.of Tanzania	887,172	12,269,818	753,892	13,470,836
Zambia	5,571	75,370		75,488
Zimbabwe	249,312	1,773,339	103,579	1,106,664
MIDDLE AFRICA	745,301	8,743,204	418,753	6,065,643
Angola	393,842	3,657,554	206,879	2,524,388
Cameroon	85,325	2,062,375	166,811	1,801,511
Central African R.		8,274		5,398
Chad	426	12,770		626
Congo, Republic of	19,290	276,348	560	87,209
D.R.of Congo	236,552	2,613,674	44,503	1,555,790
Equatorial G.(Ri.Mi)		6,580		9,785
Gabon	9,866	105,628		73,746
Sao Tome & Principe				7,189
NORTHERN AFRICA	2,381,849	23,185,609	939,906	22,311,373
Algeria	295,937	1,809,477	68,109	1,837,418
Egypt(U.A.R.)	1,271,676	11,213,914	317,480	11,395,466
Libya	99,605	1,335,322	203,508	890,116
Morocco	355,080	3,583,191	140,181	3,470,533
Sudan	220,950	3,538,637	191,812	2,667,353
Tunisia	138,601	1,705,068	18,816	2,050,488
SOUTHERN AFRICA	3,147,937	29,463,540	974,948	25,457,437
Botswana	38,677	806,522	25,046	757,499
Lesotho		5,615		5,335
Namibia	560	24,591	1,276	71,511
South Africa	3,106,415	28,573,859	948,626	24,556,414
Swaziland	2,286	52,953		66,678
WESTERN AFRICA	1,908,569	35,985,587	3,524,745	41,790,972
Benin	357,345	7,364,275	684,223	5,738,292
Burkina Faso(Fr.Up.V	3,882	23,043		25,629
Cape Verde	9,480	14,331	11,272	17,162
Co,te d,Ivoire(Fr.Iv	84,937	3,065,854	368,028	4,285,440
Gambia	77,581	1,760,933	631,669	3,917,873
Ghana	359,951	5,944,554	395,375	6,897,775
Guinea	25,883	3,054,581	25,211	1,035,229
Guinea-Bissau	120,111	2,241,656	213,488	2,497,812
Liberia	57,963	435,299	30,956	368,810
Mali	299	33,904	1,380	20,347
Mauritania	187,835	1,120,632	115,955	1,254,119
Niger		2,048		13,337
Nigeria	268,954	4,684,374	164,428	3,288,422
Senegal	217,171	3,834,832	358,387	6,615,964
Sierra Leone	87,609	547,139	343,159	1,597,330
Togo	49,568	1,858,133	181,213	4,217,432
EASTERN ASIA	39,307,372	396,342,067	17,390,992	297,207,849
China	33,228,135	326,172,021	13,157,974	232,203,672
Hong Kong S.A.Re.Chi	1,092,876	12,890,589	642,322	10,306,672
Japan	1,988,107	23,434,731	1,611,554	22,917,962
Korea, Republic of	2,162,334	25,950,113	1,353,895	23,059,155
Macao.China	196	1,827		4,126
Mongolia	9,277	95,633		44,021
O.Asia(Tai.For.Pe.Ki	826,447	7,797,153	625,247	8,672,240
SOUTH-CENTRAL ASIA	27,474,538	282,732,602	6,425,022	272,915,899
Afghanistan	13,784,767	140,696,036	2,759,059	118,382,532
Bangladesh	7,922,307	86,270,367	1,900,616	93,689,414
Bhutan				3,324
India	1,745	12,207		1,272,201
Iran (Islamic R.)				606
Kazakstan	2,299,764	11,991,750	375,134	8,628,865

Contd.

10.12 Exports by Areas and Countries / Territories

(In Thousand Rupees)

Territories/Countries	Apr., 2021	Cumulative From July,2020	Apr., 2020	Cumulative From July,2019
Kyrgyzstan/Kyrgyz R.	17,651	260,173	9,109	260,021
Maldives	54,464	759,364	215,493	1,057,686
Nepal	35,773	499,595	74,434	3,207,050
Sri Lanka	3,193,479	37,591,874	1,057,099	42,807,918
Tajikistan	28,970	285,844	1,795	612,093
Turkmenistan	3,078	467,775		303,452
Uzbekistan	132,539	3,897,617	32,285	2,690,737
SOUTH-EASTERN ASIA	13,161,457	127,926,299	9,711,227	121,147,818
Brunei Darussalam	7,819	169,066	1,780	177,815
Cambodia Fr.Kampuche	252,492	2,849,303	276,279	4,258,595
Timor Leste		146,657	140,026	312,050
Indonesia	1,245,665	21,528,516	1,104,116	15,493,771
Lao People's D.R.	2,249	70,672		107,836
Malaysia	4,913,111	30,261,735	4,278,174	33,438,231
Myanmar	17,214	1,502,120	200,871	1,865,912
Philippines	1,514,708	17,860,584	778,315	13,051,359
Singapore	392,891	11,882,834	509,939	7,508,559
Thailand	2,668,737	20,552,307	1,217,034	25,081,307
Viet Nam	2,146,571	21,102,505	1,204,693	19,852,382
WESTERN ASIA	30,064,428	313,055,983	30,202,754	339,427,206
Armenia		15,771	67	10,928
Azerbaijan	52,496	445,923	480	1,565,278
Bahrain	699,616	7,835,037	1,430,464	9,242,753
Cyprus	103,889	743,787	18,318	682,447
Gaza Strip				185,665
Georgia	87,369	624,846	141,366	1,075,716
Iraq	340,965	4,168,663	125,668	3,881,394
Jordan	351,873	3,562,850	317,435	4,972,299
Kuwait	1,387,013	15,715,801	1,472,225	13,758,454
Lebanon	120,492	1,354,801	137,648	1,884,676
Oman	2,042,367	20,185,337	2,244,076	21,085,364
Qatar	1,718,073	19,396,707	2,117,541	18,156,684
Saudi Arabia	5,315,789	57,527,948	5,098,229	58,596,685
Syrian Arab Republic	181,365	2,874,735	238,136	1,558,631
Turkey	3,500,003	35,882,518	2,076,030	35,657,056
United Arab Emirates	13,362,225	132,215,499	14,176,646	155,742,760
Yemen	800,894	10,505,758	608,425	11,370,415
AUSTRALIA AND NEW ZEALAND	3,412,540	43,347,569	1,998,881	32,162,071
Australia	2,910,536	36,896,919	1,740,376	27,116,409
New Zealand	502,004	6,450,650	258,505	5,045,662
MELANESIA	3,282,445	3,581,047	62,062	393,762
Fiji	23,760	183,229	17,886	171,365
New Caledonia		35,549		5,739
Papua New Guinea	3,258,290	3,354,365	44,175	214,775
Solomon Islands	395	5,536		
Vanuatu		2,368		1,883
MICRONESIA		23,652	1,485	38,973
Guam		17,740	1,485	33,089
Kiribati		5,711		4,332
Marshall Islands		201		
Micronesia,F.States				1,552
POLYNESIA	7,706	106,746	5,390	144,659
Cook Islands		6,885		6,964
French Polynesia		24,780	5,390	46,474
Samoa		52,955		60,134
Tonga	7,706	22,127		31,087

10.13 Re-Exports by Areas and Countries / Territories

(In Thousand Rupees)

Territories/Countries	Apr., 2021	Cumulative From July,2020	Apr., 2020	Cumulative From July,2019
GRAND TOTALS	1,077,000	17,797,526	837,631	42,013,463
SOUTH AMERICA				12,834
Ecuador				12,834
NORTH AMERICA	65,200	2,485,528	3,495	4,027,768
Canada	56,889	109,737		650,066
U.S.America	8,311	2,375,791	3,495	3,377,702
EASTERN EUROPE	686	285,104		758,315
Belarus				415
Bulgaria				639
Czech Republic	671	57,512		122,295
Hungary		112,641		624,596
Poland		74,031		9,547
Romania	14	40,920		1
Russian Federation				506
Ukraine				316
NORTHERN EUROPE	93,436	1,777,252	2,613	1,791,232
Denmark	383	3,446		13,130
Finland	1,845	4,809		
Ireland		316,478		5,755
Latvia				431
Lithuania				1,224
Norway		1,571		2,547
Sweden		110,001		11,566
United Kingdom	91,208	1,340,947	2,613	1,756,579
SOUTHERN EUROPE	26,398	466,096		220,926
Greece				172
Italy	26,398	449,420		158,308
Portugal				32,270
Spain		16,676		30,176
WESTERN EUROPE	460,784	3,722,468	96,367	6,510,390
Austria		17,062		19,571
Belgium	1,993	234,973		79,668
France	164,944	1,768,224	68,893	3,460,325
Germany	218,397	953,366	20,335	2,198,708
Luxembourg		2,757		132,925
Netherlands	74,564	454,790	7,139	579,265
Switzerland	887	291,297		39,929
EASTERN AFRICA		1,256,979		1,229,359
Kenya		1,098,509		794,618
Mauritius				9,465
Mozambique		22,096		
U.R.of Tanzania		136,374		425,276
NORTHERN AFRICA	8,024	11,567	131	72,859
Algeria	2,977	2,977		
Egypt(U.A.R.)		1,663	131	71,417
Morocco	5,047	5,047		
Sudan		599		
Tunisia		1,281		1,442

Contd.

10.13 Re-Exports by Areas and Countries / Territories

(In Thousand Rupees)

Territories/Countries	Apr., 2021	Cumulative From July,2020	Apr., 2020	Cumulative From July,2019
SOUTHERN AFRICA		66,006		46,703
South Africa		60,420		46,703
Swaziland		5,586		
WESTERN AFRICA	42,520	353,968		239,845
Co,te d,Ivoire(Fr.Iv)				402
Ghana		17		2,083
Nigeria	42,520	353,952		140,435
Sierra Leone				96,925
EASTERN ASIA	156,284	3,157,295	140,356	4,894,728
China	77,568	2,178,462	71,651	3,377,502
Hong Kong S.A.Re.Chi	2,637	109,335	65,097	121,429
Japan	76,036	797,630	783	1,336,793
Korea, Republic of	43	39,026	2,826	43,193
O.Asia(Tai.For.Pe.Ki)		32,842		15,812
SOUTH-CENTRAL ASIA		141,510		6,879,413
Afghanistan		48,758		44,113
Bangladesh		87,504		6,492,178
India		3,029		12,430
Kazakstan		2,188		
Nepal				312,800
Sri Lanka				17,892
Uzbekistan		32		
SOUTH-EASTERN ASIA	165,960	1,949,740	18,723	2,107,344
Indonesia	49,403	358,477		260,585
Malaysia		57,228	4,782	687,048
Philippines		2,540		8,097
Singapore	5,683	309,781	564	169,702
Thailand	110,601	1,135,656	10,106	978,641
Viet Nam	273	86,059	3,271	3,271
WESTERN ASIA	57,552	2,113,466	575,946	13,202,433
Azerbaijan				39
Bahrain		33,873		3,581
Iraq	138	138		140,600
Kuwait		790	267	16,111
Oman	3,354	58,773		1,208,955
Qatar	3,590	66,638	56,240	3,005,289
Saudi Arabia		303,044	256,280	936,209
Turkey	15,938	197,853	4,906	421,873
United Arab Emirates	34,532	1,452,356	258,254	7,469,775
AUSTRALIA AND NEW ZEALAND	157	10,547		19,315
Australia	157	10,547		17,803
New Zealand				1,512

10.14 Imports by Areas and Countries / Territories

(In Thousand Rupees)

Territories/Countries	Apr., 2021	Cumulative From July,2020	Apr., 2020	Cumulative From July,2019
GRAND TOTALS	802,442,505	7,178,580,298	526,447,641	5,960,971,632
LATIN AMERICA	135,897	1,322,936	114,329	1,298,236
Anguilla		1,899		245
Antigua and Barbuda		2,748	2	4,058
Aruba		43,411		13,069
Bahamas	4,424	84,866		39,418
Barbados	2,101	5,326		2,958
British Virgin Is.		2,260		1
Cayman Islands		491		162
Cuba		16,958		17,667
Dominica	18,735	91,183	24,240	130,924
Dominican Republic	48,905	243,443	15,370	165,820
Grenada		6,147		1,730
Guadeloupe		40		
Haiti		4,619		426
Jamaica	11,008	166,187	5,881	153,249
Martinique		1,823		
Netherlands Antilles		57,241	2,250	57,472
Puerto Rico	26,961	433,398	53,054	519,192
St. Kitts and Nevis		3,385		260
St. Lucia		1,682		
Trinidad and Tobago	23,763	155,745	12,656	190,709
Turks & Caicos Is.		69	877	877
US.Virgin Islands		13		
CENTRAL AMERICA	1,874,149	15,671,419	5,774,729	18,588,390
Belize	200	3,815	531,353	539,399
Costa Rica	22,795	411,121	50,638	431,984
El Salvador	8	33,225		2,402
French West Indies	34	21,561		89
Guatemala	316,629	1,710,756	134,079	1,138,303
Honduras	1,093	69,417		22,074
Mexico	1,531,068	13,388,011	2,154,740	11,152,363
Nicaragua		20,390		2,230
Panama	2,321	13,122	2,903,920	5,299,546
SOUTH AMERICA	32,351,433	157,595,347	17,908,849	94,177,960
Argentina	1,484,104	20,183,804	1,484,216	11,504,896
Bolivia		8,245		31,847
Bouvet Island				1,589
Brazil	29,413,644	129,757,910	15,699,877	77,151,743
Chile	416,818	3,094,672	354,739	3,580,256
Colombia	19,887	193,895	23,353	210,518
Ecuador	3,381	138,591	1,383	36,909
Falkland Is.Malvinas				1
French Guiana		32,455		33,126
Guyana		36,939	3,930	44,794
Paraguay	906,776	3,105,819	123,000	487,449
Peru	52,080	535,982	77,207	738,351
S.Georgia S.Sandw.Is				638
Suriname		23,651		1,557
Uruguay	52,412	325,701	141,145	348,833
Venezuela,Bolivar. R	2,331	157,684		5,453
NORTH AMERICA	47,373,072	469,718,147	43,115,587	402,396,722
Bermuda				3,693,889
Canada	15,527,828	86,786,232	12,163,215	64,878,018
Greenland		109		
St.Pierre & Miquelon		59		
U.S.America	31,845,244	382,931,747	30,952,373	333,824,815
EASTERN EUROPE	8,821,162	214,731,469	9,784,210	78,736,652
Belarus	610,723	4,451,111	541,860	4,229,422
Bulgaria	288,073	9,730,780	144,022	2,271,909
Czech Republic	722,545	6,465,340	332,912	3,871,222
Hungary	411,337	4,101,121	424,657	2,953,833
Poland	1,713,551	15,457,810	909,135	12,577,371

Contd.

10.14 Imports by Areas and Countries / Territories

(In Thousand Rupees)

Territories/Countries	Apr., 2021	Cumulative From July,2020	Apr., 2020	Cumulative From July,2019
Republic of Moldova		1,177	7,392	33,233
Romania	351,451	2,386,293	212,932	2,890,274
Russian Federation	4,218,408	105,264,148	6,761,569	40,061,461
Slovakia/Slovak R.	155,547	1,329,415	101,425	703,898
Ukraine	349,526	65,544,273	348,307	9,144,029
NORTHERN EUROPE	15,816,924	158,215,117	13,268,098	149,644,211
Denmark	1,115,151	12,119,520	625,275	18,674,541
Estonia	17,468	622,006	47,455	834,598
Faeroe Islands	8	1,342	4	1,785
Finland	500,805	6,704,057	816,814	7,547,842
Iceland	1,465	23,551	1,189	17,907
Ireland	1,322,667	8,101,463	1,219,597	10,236,297
Latvia	74,107	4,720,003	184,681	1,410,612
Lithuania	79,874	1,294,585	224,157	966,328
Norway	582,490	4,655,604	269,524	3,047,496
Svalbard/Jan May.Is.				26
Sweden	4,192,346	30,560,288	2,599,393	23,546,599
United Kingdom	7,930,542	89,412,697	7,280,009	83,360,179
SOUTHERN EUROPE	13,194,760	108,507,560	6,553,325	91,744,299
Albania	1,685	18,255		21,329
Andorra		305		
Bosnia & Herzegovina	85,054	188,659	4,105	82,799
Croatia	31,021	881,744	11,442	446,606
Fr.Yugoslav R.Macedo		143		147
Gibraltar		172	1,857	2,432
Greece	796,322	4,836,367	213,901	2,057,520
Holy See		35		
Italy	7,402,930	64,693,657	3,707,252	63,801,810
Macedonia	444	444		
Malta	23,379	246,212	50,809	207,948
Montenegro	1,367,276	7,700,431		
Portugal	306,526	2,658,355	483,870	2,784,267
San Marino	4,177	19,746	285	18,051
Serbia	20,131	338,120	382,384	751,988
Slovenia	39,350	361,708	26,770	380,649
Spain	3,116,463	26,563,209	1,670,652	21,188,753
WESTERN EUROPE	40,486,159	444,293,179	29,112,941	401,759,437
Austria	1,165,905	20,363,466	1,331,829	14,171,208
Belgium	4,030,409	47,066,222	2,749,405	33,849,094
Europien Union	8,082,477	80,878,431	4,639,022	67,789,857
France	5,416,984	52,582,205	3,491,976	52,543,043
Germany	11,245,932	133,450,715	8,255,014	105,794,066
Liechtenstein	2,509	63,593	3	43,389
Luxembourg	36,195	660,656	15,445	457,673
Monaco	333	2,045		1,429
Netherlands	3,420,835	62,975,395	3,900,960	90,804,977
Switzerland	7,084,579	46,250,450	4,729,287	36,304,699
EASTERN AFRICA	11,129,754	102,413,062	11,279,949	81,677,093
B.Indian Ocean Terr.		211		255
Burundi	130,562	1,201,661	141,904	1,482,513
Comoros		1,486	8,095	77,103
Djibouti	3,048	3,087		
Eritrea		76		2
Ethiopia	132,687	1,934,055	277,998	748,766
Kenya	7,124,781	69,061,708	7,564,554	55,437,651
Madagascar	28,949	493,110	9,886	205,454
Malawi	141	792		26,496
Mauritius	264,904	966,714	795	780,743
Mayotte		33		
Mozambique	30,414	125,105	8,668	114,287
Reunion	44,299	508,021	35,479	412,713
Rwanda	504,044	3,821,424	582,965	4,485,893
Seychelles		64,289		25,116
Somalia	25,228	1,063,811	23,353	238,617
Uganda	721,351	4,178,269	467,814	4,394,486

Contd.

10.14 Imports by Areas and Countries / Territories

(In Thousand Rupees)

Territories/Countries	Apr., 2021	Cumulative From July,2020	Apr., 2020	Cumulative From July,2019
U.R.of Tanzania	696,968	10,163,162	1,869,910	12,286,028
Zambia	1,422,361	8,017,148	272,017	837,930
Zimbabwe	15	808,902	16,510	123,040
MIDDLE AFRICA	3,992,379	12,189,332	63,302	1,425,520
Angola	3,457,768	9,351,520	303	14,508
Cameroon	443,830	1,207,488	16,741	492,343
Central African R.	11,598	168,030		505
Chad		418,820	30	42,208
Congo, Republic of	47,173	654,588	32,086	664,764
D.R.of Congo	2,665	247,315	1,504	83,088
Equatorial G.(Ri.Mi)		3,634	3,320	3,320
Gabon	29,345	137,937	9,318	124,784
NORTHERN AFRICA	12,694,726	107,730,276	14,752,116	109,946,489
Algeria	30,348	5,068,007	4,564,599	17,839,482
Egypt(U.A.R.)	5,189,434	41,024,358	4,222,533	42,874,015
Libya	60,314	593,202	108,967	773,080
Morocco	6,471,721	55,115,993	5,653,382	46,763,560
Sudan	917,339	3,993,229	179,130	1,399,862
Tunisia	25,570	488,519	23,505	296,099
Western Sahara(Ri.De)		1,446,969		391
SOUTHERN AFRICA	17,445,943	156,884,024	7,111,430	138,448,180
Botswana		1,995		7,547
Canary Islands		322		21
French Southern Terr		428		2,854
Namibia	23,878	281,447		91,122
South Africa	17,370,995	155,484,721	7,056,383	136,696,618
Swaziland	51,070	1,115,112	55,047	1,650,019
WESTERN AFRICA	1,720,186	29,183,127	306,517	43,509,539
Benin	378,438	3,610,858	95	5,321
Burkina Faso(Fr.Up.V	166,676	1,072,894		147
Cape Verde				6,181
Co,te d,Ivoire(Fr.Iv	689,421	11,097,794	100,241	1,604,586
Gambia	42,688	175,221		63,956
Ghana	37,516	252,336	27,560	246,544
Guinea		19,492		53,978
Liberia	4,836	11,248		4,672
Mali	9,772	20,319	3,954	33,075
Mauritania			2,484	7,799
Niger			130	2,742
Nigeria	300,373	11,003,888	106,679	39,977,313
Senegal	10,965	144,850	37,802	153,922
Sierra Leone	79,315	168,288	24,414	143,547
St. Helena		2,367		24,739
Togo	186	1,603,572	3,158	1,181,015
EASTERN ASIA	255,175,168	2,417,799,773	181,487,642	1,887,906,959
China	201,114,625	1,926,957,817	145,484,993	1,539,784,700
Hong Kong S.A.Re.Chi	869,349	18,075,457	2,130,600	13,897,058
Japan	21,943,721	195,754,368	13,873,331	148,581,735
Korea D.P.Republic		14,967	1,053	205,629
Korea, Republic of	25,378,670	189,892,994	14,438,843	105,953,932
Macao.China		4,114	2	464
Mongolia		20		
O.Asia(Tai.For.Pe.Ki	5,868,804	87,100,036	5,558,818	79,483,441
SOUTH-CENTRAL ASIA	22,342,145	228,592,801	3,290,754	207,571,461
Afghanistan	7,185,178	88,436,796	27,422	72,872,967
Bangladesh	771,978	10,652,983	518,325	6,204,603
Bhutan		27,515		
India	3,260,175	41,550,499	1,194,989	54,463,945
Iran (Islamic R.)	9,572,865	71,974,413	1,006,209	64,213,634
Kazakstan	27,523	71,090	795	80,125
Kyrgyzstan/Kyrgyz R.	666	4,468		17,765
Maldives		996		27
Nepal	30,094	340,977	20,584	74,256

Contd.

10.14 Imports by Areas and Countries / Territories

(In Thousand Rupees)

Territories/Countries	Apr., 2021	Cumulative From July,2020	Apr., 2020	Cumulative From July,2019
Sri Lanka	950,647	11,547,224	282,515	8,251,850
Tajikistan	1,137	77,186		88,262
Turkmenistan	73,447	846,479	153,305	579,090
Uzbekistan	468,433	3,062,176	86,610	724,938
SOUTH-EASTERN ASIA	98,632,903	867,161,438	72,530,980	689,996,992
Brunei Darussalam	762	13,900	3,340	5,077
				Contd.
Cambodia Fr.Kampuche	3,949	230,456	4,234	112,569
Indonesia	50,148,203	410,773,010	32,304,606	290,297,091
Lao People's D.R.	47	1,776		2,446
Malaysia	14,473,120	148,782,288	17,203,002	130,023,681
Myanmar	32,830	264,059	8,595	192,459
Philippines	1,037,731	8,204,117	651,720	6,302,757
Singapore	5,544,106	66,750,688	7,289,745	91,767,215
Thailand	20,351,280	161,239,076	12,299,685	112,969,012
Viet Nam	7,040,876	70,902,068	2,766,052	58,324,685
WESTERN ASIA	207,944,348	1,618,144,275	105,858,306	1,518,565,767
Armenia		6,383	13,909	15,685
Azerbaijan		236,538		32,296
Bahrain	2,371,077	8,963,539	1,485,773	6,748,038
Cyprus	70,785	407,495	90,694	352,390
Gaza Strip		1,703		1,985
Georgia	15,228	65,350		13,111
Iraq	91,880	3,192,358	1,975,899	4,846,256
Jordan	344,100	3,003,013	122,893	2,097,079
Kuwait	23,637,745	190,590,396	23,447,408	162,167,224
Lebanon	103,754	505,800	95,587	476,343
Oman	8,291,145	64,694,242	8,051,212	77,858,354
Qatar	40,831,337	252,896,182	14,869,873	230,056,727
Saudi Arabia	42,300,042	344,203,005	12,210,249	253,721,782
Syrian Arab Republic	23,825	46,606		33,489
Turkey	8,122,225	62,660,367	4,252,297	46,274,896
United Arab Emirates	80,813,215	681,923,655	38,821,559	731,426,338
Yemen	927,991	4,747,644	420,953	2,443,774
AUSTRALIA AND NEW ZEALAND	11,290,105	68,330,643	4,132,406	41,220,520
Australia	10,338,028	61,058,985	3,725,660	35,551,084
Christmas Islands	112	2,443	1,010	5,410
Cocos (Keeling) Is.		304		1,491
Heard/Mac Donald Is.				750
New Zealand	951,910	7,246,246	405,736	5,651,761
Norfolk Island		5,831		8,528
US.Minor Outlying Is	55	16,833		1,496
MELANESIA	178	43,809	1,797	110,695
Fiji	140	1,391	85	2,134
New Caledonia		7,092		124
Papua New Guinea		25,195	1,712	36,117
Solomon Islands		1,548		72,048
Vanuatu	38	8,584		273
MICRONESIA	21,117	23,143	13	2,234,105
Guam				29
Kiribati		528	13	671
Marshall Islands	2,953	2,953		2,230,755
Micronesia,F.States		469		
Northern Mariana Is.	18,164	18,164		2,650
Palau(Fr.pacific Is)		1,029		
POLYNESIA		29,421	361	12,404
American Samoa		27,633	184	4,542
Cook Islands				833
Johnston Island		811		62
Pitcairn				297
Samoa		321		1,609
Tokelau		656	176	176
Tonga				109
Tuvalu				4,775

10.15 Re-Imports by Areas and Countries / Territories

(In Thousand Rupees)

Territories/Countries	Apr., 2021	Cumulative From July,2020	Apr., 2020	Cumulative From July,2019
GRAND TOTALS	451,919	5,981,235	257,072	3,993,729
CENTRAL AMERICA				1,253
Nicaragua				1,253
SOUTH AMERICA	700	38,465	1,528	3,509
Argentina	700	1,021		
Brazil			265	265
Chile		5,084		
Colombia				9
Paraguay		28,303		
Peru		4,057	1,263	3,235
NORTH AMERICA	45,122	610,394	12,842	592,792
Canada		55,764		39,305
U.S.America	45,122	554,630	12,842	553,488
EASTERN EUROPE		147,352		2,444
Bulgaria		6,344		
Czech Republic		649		1,038
Hungary		72		
Poland		2,085		
Romania		358		
Russian Federation		1,113		17
Ukraine		136,733		1,389
NORTHERN EUROPE	36,872	258,099	5,611	233,842
Denmark		4,517	1,012	23,375
Ireland		507		4,124
Norway			21	21
Sweden	4	458	250	947
United Kingdom	36,869	252,617	4,327	205,375
SOUTHERN EUROPE	17,012	224,696	16,832	254,781
Bosnia & Herzegovina		114		
Greece				1,681
Italy	9,429	143,252	13,892	161,270
Portugal		149		28,119
Slovenia		8,267		1,638
Spain	7,583	72,914	2,940	62,073
WESTERN EUROPE	31,932	591,915	38,137	412,294
Austria		73		187
Belgium		42,751	2,980	60,702
France	6,833	92,725	474	34,448
Germany	9,922	275,464	12,309	122,350
Netherlands	9,527	129,976	9,981	115,560
Switzerland	5,650	50,927	12,394	79,046
EASTERN AFRICA				788
B.Indian Ocean Terr.				788

Contd.

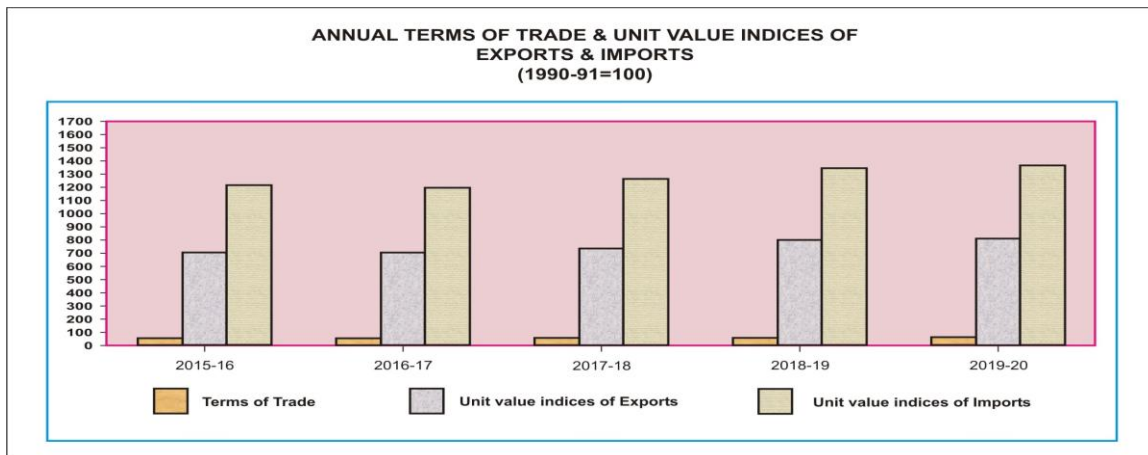
10.15 Re-Imports by Areas and Countries / Territories

(In Thousand Rupees)

Territories/Countries	Apr., 2021	Cumulative From July,2020	Apr., 2020	Cumulative From July,2019
NORTHERN AFRICA		7,503		6,201
Egypt(U.A.R.)		180		
Morocco		7,323		6,201
SOUTHERN AFRICA		12,203		10,034
South Africa		882		
Swaziland		11,321		10,034
EASTERN ASIA	235,296	3,274,518	149,129	2,027,924
China	150,292	2,268,821	72,166	1,328,388
Hong Kong S.A.Re.Chi	22,069	170,271	6,870	135,712
Japan	30,543	383,631	27,207	221,647
Korea D.P.Republic		3,731		14,572
Korea, Republic of	10,118	150,900	10,550	114,082
O.Asia(Tai.For.Pe.Ki	22,274	297,163	32,336	213,522
SOUTH-CENTRAL ASIA	4,798	65,025	6,070	67,676
Bangladesh		15,407	387	13,317
India				12,159
Iran (Islamic R.)		222		
Sri Lanka	4,798	49,396	5,683	42,196
Uzbekistan				5
SOUTH-EASTERN ASIA	57,147	467,415	21,261	290,319
Indonesia	14,836	177,123	6,609	108,639
Malaysia	7,614	76,083	5,787	49,865
Myanmar				126
Philippines		2,973		1,077
Singapore	2,480	24,537	1,330	38,807
Thailand	5,265	36,440	2,548	31,635
Viet Nam	26,953	150,259	4,986	60,170
WESTERN ASIA	22,372	276,548	5,662	86,499
Bahrain		8		
Jordan				2
Kuwait		18,618		
Saudi Arabia	13,657	43,417		2,125
Turkey	1,345	47,909	2,166	42,968
United Arab Emirates	7,370	166,595	3,496	41,403
AUSTRALIA AND NEW ZEALAND	667	7,102		3,375
Australia	186	4,516		3,050
Christmas Islands				312
New Zealand	481	2,586		13

10.16 Annual and Quarterly Terms of Trade and Unit Value Indices of Exports and Imports (1990-91=100)

Year/ Quarter	Terms of Trade	Unit Value Indices of Exports	Unit Value Indices of Imports
2015-16	57.99	705.02	1215.80
2016-17	58.64	703.39	1199.54
2017-18	58.31	735.50	1261.25
2018-19	59.21	794.77	1342.30
2019-20	61.43	841.44	1369.71
2015-16 Jul-Sep	54.97	712.89	1296.84
Oct-Dec	58.35	701.89	1202.89
Jan-Mar	59.56	703.02	1180.31
Apr-Jun	59.36	702.28	1183.17
2016-17 Jul-Sep	58.67	697.00	1188.06
Oct-Dec	59.05	703.81	1191.83
Jan-Mar	58.47	703.47	1203.03
Apr-Jun	58.37	709.28	1215.22
2017-18 Jul-Sep	58.76	707.53	1204.15
Oct-Dec	59.16	715.14	1208.87
Jan-Mar	58.42	751.52	1286.34
Apr-Jun	57.06	767.80	1345.64
2018-19 Jul-Sep	57.67	755.16	1309.39
Oct-Dec	59.63	795.77	1334.50
Jan-Mar	60.82	807.94	1328.50
Apr-Jun	58.72	820.19	1396.81
2019-20 Jul-Sep	60.55	830.09	1370.92
Oct-Dec	61.66	855.28	1387.10
Jan-Mar	62.10	849.77	1368.44
Apr-Jun	61.42	830.61	1352.37



10.17 Index Numbers of Unit Values of Exports by Groups (1990-91=100)

Year /Quarter	All Groups	Food & Live Animals	Beverages & Tobacco	Crude Materials Inedible Except Fuels	Mineral Fuels & Lubricants	Chemicals	Manufactured Goods	Machinery & Transport Equipment	Misc. Manufactured Articles	
2015-16	705.02	944.46	1217.42	920.79	1092.25	1000.41	607.38	1873.58	774.38	
2016-17	703.39	912.62	1240.70	894.27	1136.42	1029.70	595.74	1740.35	799.30	
2017-18	735.50	1134.29	1061.25	1043.30	1485.92	1054.28	580.96	1838.42	820.87	
2018-19	794.77	1229.51	860.48	1119.52	2016.59	1129.18	616.90	1466.32	887.27	
2019-20	841.44	1280.54	830.28	1327.78	1894.55	1252.79	647.03	1129.99	982.56	
2015-16	Jul-Sep	712.89	973.60	1144.34	964.35	1423.80	994.53	628.77	1955.09	730.30
	Oct-Dec	701.89	935.34	1176.96	908.48	1022.94	995.70	601.06	1858.72	782.09
	Jan-Mar	703.02	929.68	1250.14	921.27	1045.51	1021.47	599.41	1866.25	795.28
	Apr-Jun	702.28	939.22	1298.25	889.05	876.75	989.95	600.29	1814.27	789.83
2016-17	Jul-Sep	697.00	972.71	1239.28	909.02	1069.37	993.34	590.69	1780.89	762.86
	Oct-Dec	703.81	928.54	1223.96	880.70	1080.33	1032.44	597.47	1719.51	794.66
	Jan-Mar	703.47	869.54	1211.78	876.35	1228.96	1025.79	599.28	1724.91	802.38
	Apr-Jun	709.28	879.70	1287.78	910.99	1167.02	1067.24	595.50	1736.07	837.29
2017-18	Jul-Sep	707.53	983.63	1157.74	928.64	1144.95	1062.88	577.94	1718.62	821.49
	Oct-Dec	715.14	985.76	1104.99	1001.63	1400.72	1023.88	578.22	1711.85	821.12
	Jan-Mar	751.52	1249.74	1006.31	1110.20	1613.21	1062.85	585.10	1972.26	809.21
	Apr-Jun	767.80	1318.04	975.95	1132.73	1784.79	1067.51	582.59	1950.95	831.64
2018-19	Jul-Sep	755.16	1153.35	959.54	1109.62	2063.32	1110.95	586.37	1461.01	830.31
	Oct-Dec	795.77	1257.44	848.99	1024.09	2082.45	1146.10	620.96	1381.52	873.19
	Jan-Mar	807.94	1242.14	819.37	1167.73	1842.06	1095.42	629.44	1456.97	915.65
	Apr-Jun	820.19	1265.12	814.02	1176.63	2078.54	1164.26	630.83	1565.78	929.93
2019-20	Jul-Sep	830.09	1290.83	826.50	1254.22	2083.03	1248.71	637.63	1473.59	917.28
	Oct-Dec	855.28	1308.96	850.91	1351.83	2080.91	1361.55	649.42	780.48	1005.87
	Jan-Mar	849.77	1281.48	831.50	1341.94	2005.66	1096.27	663.40	1213.88	968.32
	Apr-Jun	830.61	1240.90	812.22	1363.11	1408.59	1304.64	637.66	1052.02	1038.75

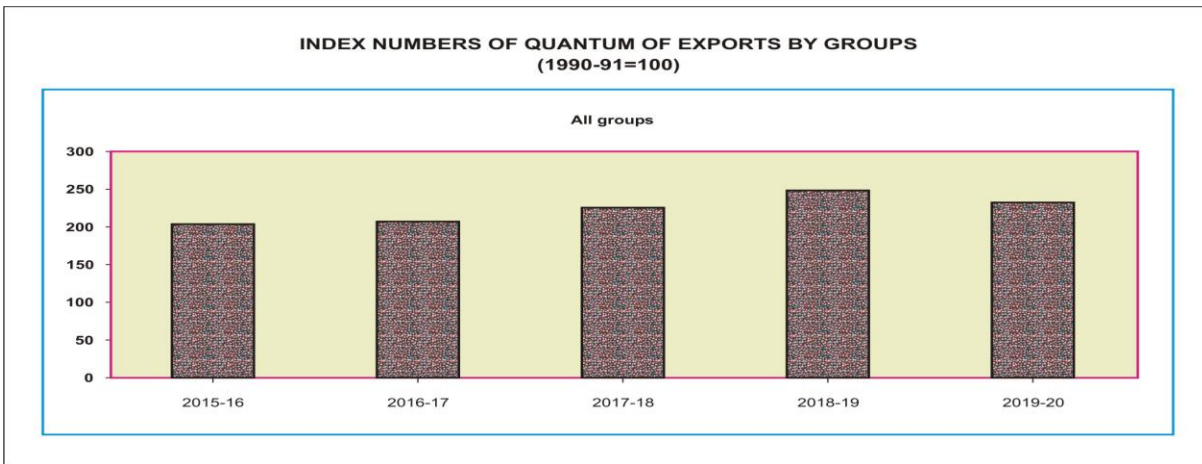
10.18 Index Numbers of Unit Values of Imports by Groups (1990-91=100)

Year/Quarter	All groups	Food and Live animals	Beverages & Tobacco	Crude materials inedible except fuels	Mineral fuels & Lubricants	Animal or Veg. oils & Fats	Chemicals	Manufactured goods	Machinery & Transport equipment	Misc. manufactured articles
2015-16	1215.8	839.11	1700.77	1031.47	919.48	1011.65	1193.67	920.53	1913.99	2376.63
2016-17	1199.54	839.73	1757.42	1027.69	811.76	1086.72	1264.82	924.51	1878.69	2445.41
2017-18	1261.25	943.23	1656.22	1020.56	1030.32	1010.73	1264.05	939.97	1913.85	2652.61
2018-19	1342.3	908.93	1325.61	1102.13	1564.46	995.35	1335.1	1110.15	1458.64	2186.14
2019-20	1369.71	1172.18	1287.99	1228.58	1411	1133.53	1455.62	1289.64	1387.32	2019.53
2015-16 Jul-Sep	1296.84	819.90	1670.50	994.97	1260.75	1032.17	1175.87	905.12	1926.97	2242.88
Oct-Dec	1202.89	824.90	1691.32	1109.19	912.40	1028.06	1141.86	929.56	1882.96	2372.44
Jan-Mar	1180.31	865.60	1747.55	1012.94	741.34	978.61	1210.14	924.91	1934.80	2434.43
Apr-Jun	1183.17	846.04	1693.71	1008.77	763.42	1007.74	1246.79	922.51	1911.24	2456.76
2016-17 Jul-Sep	1188.06	816.59	1708.34	1025.79	778.82	1026.36	1251.62	925.94	1888.38	2512.37
Oct-Dec	1191.83	833.16	1782.93	1030.30	738.98	1164.61	1309.73	976.44	1863.34	2643.91
Jan-Mar	1203.03	838.92	1794.93	1003.50	863.49	1080.97	1269.88	878.71	1864.85	2327.08
Apr-Jun	1215.22	870.25	1743.47	1051.17	865.73	1074.94	1228.04	916.94	1898.20	2298.27
2017-18 Jul-Sep	1204.15	942.64	1738.68	1054.78	811.87	1032.09	1289.49	873.98	1944.40	2505.71
Oct-Dec	1208.87	946.81	1715.21	971.90	924.12	1036.51	1210.02	868.99	1891.17	2672.14
Jan-Mar	1286.34	970.36	1665.73	978.48	1121.57	974.20	1275.04	952.16	1907.81	2704.75
Apr-Jun	1345.64	913.10	1505.24	1077.07	1263.70	1000.12	1281.66	1064.75	1912.03	2727.83
2018-19 Jul-Sep	1309.39	826.75	1643.09	1087.66	1487.85	1032.99	1272.16	1011.90	1570.33	2054.76
Oct-Dec	1334.50	845.71	860.74	1088.60	1594.79	1029.84	1333.91	1110.55	1408.58	2088.00
Jan-Mar	1328.50	920.98	1378.04	1087.30	1541.60	908.17	1356.71	1136.77	1418.63	2293.25
Apr-Jun	1396.81	1042.27	1420.56	1144.96	1633.60	1010.39	1377.62	1181.39	1437.02	2308.56
2019-20 Jul-Sep	1370.92	1097.89	1341.74	1177.12	1581.48	1068.85	1388.11	1267.68	1283.96	2147.72
Oct-Dec	1387.10	1166.43	1361.24	1268.66	1537.85	1088.87	1426.77	1305.80	1342.22	2024.27
Jan-Mar	1368.44	1205.84	1234.33	1136.54	1616.92	1106.95	1496.57	1324.46	1115.70	1760.77
Apr-Jun	1352.37	1218.55	1214.63	1332.00	907.75	1269.46	1511.03	1260.63	1807.38	2145.34

10.19 Index Numbers of Quantum of Exports by Groups (1990-91=100)

Year/Quarter	All groups	Food and Live animals	Beverages & Tobacco	Crude materials inedible except fuels	Mineral fuels & Lubricants	Chemicals	Manufactured goods	Machinery & Transport equipment	Misc. manufactured articles
2015-16	203.66	243.09	112.67	307.85	57.34	689.93	182.42	3767.50	223.68
2016-17	205.99	250.96	153.01	214.11	51.33	477.37	186.39	3911.82	236.30
2017-18	220.55	265.35	365.63	232.04	80.27	404.57	198.35	2394.26	258.08
2018-19	248.38	265.65	439.61	239.38	100.90	586.22	205.60	2636.51	349.13
2019-20	233.82	288.41	460.39	196.74	96.93	690.96	193.17	2920.74	316.19
2015-16 Jul-Sep	187.10	183.52	68.33	285.36	76.97	1,029.59	176.67	3211.01	194.95
Oct-Dec	193.24	251.95	54.14	218.76	50.57	778.60	177.06	2601.52	204.57
Jan-Mar	228.18	303.57	179.45	528.59	70.12	467.59	186.41	3782.17	256.89
Apr-Jun	206.13	233.33	148.74	198.69	31.70	483.95	189.54	5475.29	238.30
2016-17 Jul-Sep	189.72	161.56	101.01	178.53	29.85	560.84	185.85	5242.08	217.09
Oct-Dec	204.38	230.40	60.64	229.57	66.56	535.91	190.00	3267.99	228.32
Jan-Mar	222.94	344.66	375.12	230.59	60.11	330.08	185.81	1406.28	261.12
Apr-Jun	206.92	267.23	75.27	217.73	48.78	482.64	183.89	5730.94	238.65
2017-18 Jul-Sep	208.83	195.97	70.63	253.13	81.81	474.05	196.73	4311.95	242.12
Oct-Dec	217.24	261.12	1,141.54	265.85	65.50	381.88	197.94	392.41	243.71
Jan-Mar	225.06	330.85	119.06	215.19	98.96	335.44	192.78	3812.76	261.95
Apr-Jun	231.06	273.44	131.29	194.00	74.82	426.90	205.95	1059.91	284.53
2018-19 Jul-Sep	219.21	187.88	49.61	165.34	106.39	442.32	203.44	3719.04	282.43
Oct-Dec	247.15	265.90	1,220.69	256.43	93.03	771.10	207.38	777.27	334.28
Jan-Mar	260.91	323.55	73.18	233.70	91.25	598.68	210.11	1454.36	363.55
Apr-Jun	266.25	285.28	414.94	302.04	112.92	532.79	201.46	4595.35	416.24
2019-20 Jul-Sep	264.47	261.50	176.41	220.29	72.83	550.75	226.17	663.60	373.49
Oct-Dec	261.60	302.39	365.81	224.07	119.04	607.84	217.92	805.29	363.49
Jan-Mar	246.46	298.90	824.02	173.59	79.63	853.26	198.85	5633.73	351.03
Apr-Jun	162.73	290.85	475.30	168.99	116.23	752.00	129.73	4580.32	176.73

* : Provisional

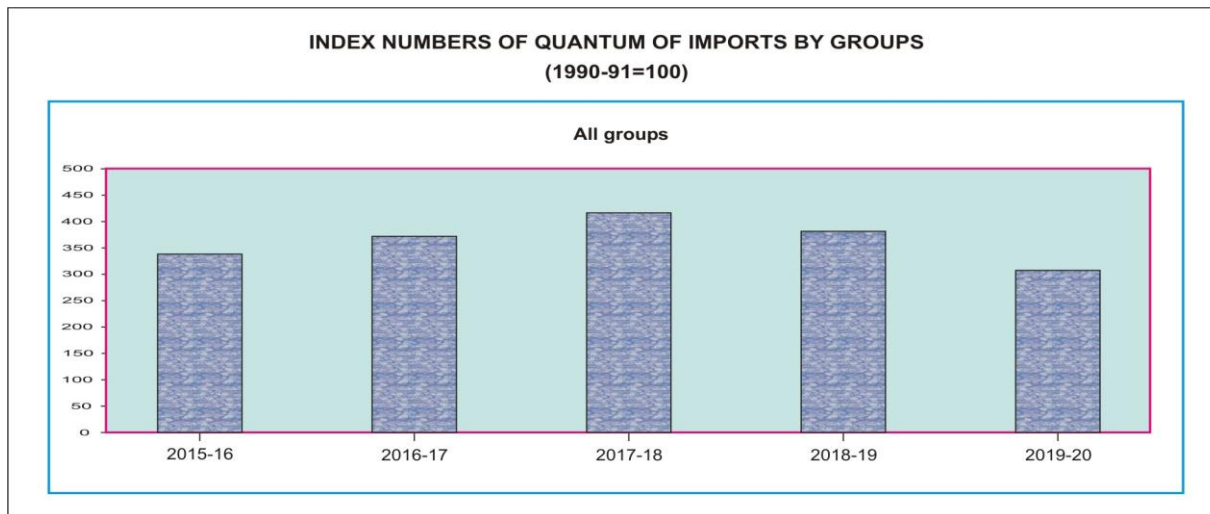


10.20 Index Numbers of Quantum of Imports by Groups (1990-91=100)

Year/Quarter	All groups	Food and Live animals	Beverages & Tobacco	Crude materials inedible except fuels	Mineral fuels & Lubricants	Animal or Veg. oils & Fats	Chemicals	Manufactured goods	Machinery & Transport equipment	Misc. manufactured articles
2015-16	338.04	273.06	287.46	628.07	185.23	221.25	266.35	319.43	584.63	405.89
2016-17	372.05	270.02	331.01	674.28	216.36	208.63	287.86	369.12	655.19	389.38
2017-18	415.76	213.34	326.87	828.29	212.55	233.56	333.01	374.78	821.58	553.03
2018-19	381.96	260.63	513.65	796.42	173.12	236.21	358.27	319.70	708.22	447.43
2019-20	308.99	348.02	542.41	836.24	147.27	244.27	332.64	254.08	400.60	284.61
2015-16 Jul-Sep	297.23	292.22	311.01	375.83	171.95	212.82	245.87	284.84	513.14	407.12
Oct-Dec	361.08	311.72	251.34	598.92	173.34	224.04	302.20	347.62	635.68	489.68
Jan-Mar	311.29	245.24	298.83	876.98	162.37	223.11	229.82	310.33	469.95	357.26
Apr-Jun	382.54	243.07	288.66	660.54	233.27	225.04	287.52	334.92	719.73	369.48
2016-17 Jul-Sep	324.26	222.22	243.38	417.44	204.18	192.07	272.18	374.67	545.17	392.47
Oct-Dec	352.36	286.10	379.05	576.31	213.16	204.04	300.94	367.29	589.25	403.18
Jan-Mar	414.50	312.94	243.74	878.87	201.43	217.82	275.54	350.76	818.18	415.75
Apr-Jun	397.06	258.83	457.87	824.50	246.65	220.58	302.79	383.76	668.15	346.10
2017-18 Jul-Sep	365.92	224.57	320.56	530.50	207.04	242.68	312.75	376.46	680.17	442.11
Oct-Dec	372.07	218.61	238.51	598.41	232.48	232.29	341.87	334.21	652.45	505.88
Jan-Mar	402.37	220.53	330.98	1,051.77	192.19	227.20	324.37	364.80	726.09	602.77
Apr-Jun	522.69	189.66	417.42	1,132.47	218.48	232.05	353.04	423.65	1,227.62	661.35
2018-19 Jul-Sep	369.94	252.15	385.19	530.15	172.48	236.82	356.87	312.57	738.08	395.82
Oct-Dec	400.29	251.91	718.44	596.10	185.18	231.46	386.79	298.05	844.33	462.74
Jan-Mar	373.20	224.36	600.79	951.20	154.29	238.26	327.49	346.13	682.37	386.94
Apr-Jun	384.39	314.10	350.16	1,108.22	180.51	238.31	361.93	322.03	568.11	544.22
2019-20 Jul-Sep	298.28	325.20	354.04	525.04	146.76	237.52	311.68	243.18	472.30	290.70
Oct-Dec	332.85	381.03	1,102.86	595.96	179.14	243.41	391.20	279.35	466.14	246.32
Jan-Mar	313.75	264.76	278.03	1,373.32	123.78	283.92	311.21	265.10	338.82	304.86
Apr-Jun	291.06	421.07	434.70	850.65	139.38	212.24	316.47	228.69	325.14	296.55

* : Provisional

Note: Trade Indices of Imports and Terms of Trade From Jul-Sep, 2014 to Apr-Jun, 2017 has been revised.



10.21 Trade in Services (Summary) April, 2021

Rs. In Million
Dollars in Thousands

Description	*April, 2021		** March, 2021		% Change in April, 2021 over March, 2021	
	Rs	\$	Rs	\$	Rs	\$
Export of Services (TOTAL)	<u>80,363.52</u>	<u>524,988.00</u>	<u>87,846.01</u>	<u>563,008.00</u>	-8.52	-6.75
1.Manufacturing services on physical inputs owned by others	0.00	0.00	0.00	0.00	0.00	0.00
2.Maintenance and repair services n.i.e.	1.53	10.00	159.15	1,020.00	-99.04	-99.02
3. Transport	7,349.24	48,010.00	7,642.33	48,980.00	-3.84	-1.98
4. Travel	6,429.99	42,005.00	8,895.26	57,010.00	-27.71	-26.32
5.Construction services	304.62	1,990.00	1,714.77	10,990.00	-82.24	-81.89
6. Insurance and Pension services	460.16	3,006.00	782.65	5,016.00	-41.20	-40.07
7. Financial services	1,223.08	7,990.00	1,717.89	11,010.00	-28.80	-27.43
8. Charges for the use of intellectual services	153.84	1,005.00	153.69	985.00	0.10	2.03
9. Telecommunication, Computer and information services	30,001.52	195,990.00	33,235.90	213,010.00	-9.73	-7.99
10. Other business services	20,205.69	131,997.00	17,318.05	110,992.00	16.67	18.92
11. Personal, cultural, and recreational services	151.54	990.00	154.47	990.00	-1.90	0.00
12. Government services, n.i.e.	14,082.31	91,995.00	16,071.85	103,005.00	-12.38	-10.69
Import of Services (TOTAL)	<u>89,105.38</u>	<u>582,096.00</u>	<u>97,990.59</u>	<u>628,025.00</u>	-9.07	-7.31
1.Manufacturing services on physical inputs owned by others	0.00	0.00	0.00	0.00	0.00	0.00
2.Maintenance and repair services n.i.e.	613.07	4,005.00	624.90	4,005.00	-1.89	0.00
3. Transport	41,177.06	268,996.00	41,972.79	269,005.00	-1.90	0.00
4. Travel	9,644.60	63,005.00	12,951.25	83,005.00	-25.53	-24.09
5.Construction services	9.18	60.00	0.00	0.00	100.00	100.00
6. Insurance and Pension services	3,368.60	22,006.00	3,744.71	24,000.00	-10.04	-8.31
7. Financial services	1,684.61	11,005.00	2,810.10	18,010.00	-40.05	-38.90
8. Charges for the use of intellectual services	3,519.85	22,994.00	6,398.00	41,005.00	-44.99	-43.92
9. Telecommunication, Computer and information services	6,887.69	44,995.00	7,488.65	47,995.00	-8.02	-6.25
10. Other business services	19,288.44	126,005.00	15,291.69	98,005.00	26.14	28.57
11. Personal, cultural, and recreational services	4.59	30.00	0.00	0.00	100.00	100.00
12. Government services, n.i.e.	2,907.69	18,995.00	6,708.50	42,995.00	-56.66	-55.82
Description	* July - April 2020 - 2021		July - April 2019 - 2020		% Change in July - April, 2020 - 2021 over July - April, 2019 - 2020	
	Rs	\$	Rs	\$	Rs	\$
Export of Services (TOTAL)	<u>788,650.87</u>	<u>4,896,001.00</u>	<u>738,329.75</u>	<u>4,699,374.00</u>	6.82	4.18
1.Manufacturing services on physical inputs owned by others	0.00	0.00	0.00	0.00	0.00	0.00
2.Maintenance and repair services n.i.e.	509.82	3,165.00	1,128.07	7,180.00	-54.81	-55.92
3. Transport	81,170.14	503,910.00	104,800.23	667,040.00	-22.55	-24.46
4. Travel	68,654.96	426,215.00	69,583.49	442,890.00	-1.33	-3.77
5.Construction services	14,336.18	89,000.00	22,947.83	146,060.00	-37.53	-39.07
6. Insurance and Pension services	5,970.77	37,067.00	5,342.60	34,005.00	11.76	9.00
7. Financial services	13,529.16	83,990.00	19,972.12	127,120.00	-32.26	-33.93
8. Charges for the use of intellectual services	1,762.22	10,940.00	483.91	3,080.00	264.16	255.19
9. Telecommunication, Computer and information services	275,145.03	1,708,120.00	183,966.01	1,170,920.00	49.56	45.88
10. Other business services	186,344.35	1,156,839.00	179,580.84	1,143,009.00	3.77	1.21
11. Personal, cultural, and recreational services	1,421.54	8,825.00	1,120.21	7,130.00	26.90	23.77
12. Government services, n.i.e.	139,806.70	867,930.00	149,404.44	950,940.00	-6.42	-8.73
Import of Services (TOTAL)	<u>1,017,473.68</u>	<u>6,316,549.00</u>	<u>1,213,247.15</u>	<u>7,722,162.00</u>	-16.14	-18.20
1.Manufacturing services on physical inputs owned by others	0.00	0.00	0.00	0.00	0.00	0.00
2.Maintenance and repair services n.i.e.	6,452.08	40,055.00	9,577.57	60,960.00	-32.63	-34.29
3. Transport	370,484.80	2,299,996.00	426,408.77	2,714,037.00	-13.12	-15.26
4. Travel	107,602.66	668,005.00	182,398.03	1,160,940.00	-41.01	-42.46
5.Construction services	30.61	190.00	11,187.98	71,210.00	-99.73	-99.73
6. Insurance and Pension services	32,865.75	204,033.00	37,399.82	238,045.00	-12.12	-14.29
7. Financial services	22,565.79	140,090.00	57,042.78	363,070.00	-60.44	-61.42
8. Charges for the use of intellectual services	34,800.50	216,044.00	23,378.32	148,800.00	48.86	45.19
9. Telecommunication, Computer and information services	71,834.39	445,953.00	49,793.62	316,930.00	44.26	40.71
10. Other business services	331,826.74	2,060,004.00	347,686.52	2,212,980.00	-4.56	-6.91
11. Personal, cultural, and recreational services	34.48	214.00	201.11	1,280.00	-82.86	-83.28
12. Government services, n.i.e.	38,975.88	241,965.00	68,172.63	433,910.00	-42.83	-44.24

* Provisional figures based on figures provided by the State Bank of Pakistan.

** Revised by SBP

Note:- SBP has switched over from BPM-5 to BPM 6th addition from July, 2014.

Dollar value converted into Rupees on the basis of monthly Banks' Floating Average exchange rate provided by SBP.

April, 2021 (1\$=Rs. 153.076852), March, 2021 (1\$=156.029765) and April, 2020 (1\$=Rs. 164.437274) respectively.

10.22 Export of Services by Sectors (Detail) (Monthly)

Description	Rs. in Millions Dollars in Thousands									
	* April, 2021		**March, 2021		April, 2020		% Change in April,2021 over			
							March, 2021		April,2020	
	Rs	\$	Rs	\$	Rs	\$	Rs	\$	Rs	\$
Services	80,363.52	524,988.00	87,846.01	563,008.00	58,181.53	353,822.00	-8.52	-6.75	38.13	48.38
1.Manufacturing services on physical inputs owned by others	0.00	0.00	0.00	0.00	0.00	0.00	0.00	0.00	0.00	0.00
1.1 Goods for processing in reporting economy	0.00	0.00	0.00	0.00	0.00	0.00	0.00	0.00	0.00	0.00
1.2 Goods for processing abroad	0.00	0.00	0.00	0.00	0.00	0.00	0.00	0.00	0.00	0.00
2.Maintenance and repair services n.i.e.	1.53	10.00	159.15	1,020.00	166.08	1,010.00	-99.04	-99.02	-99.08	-99.01
3. Transport	7,349.24	48,010.00	7,642.33	48,980.00	3,451.54	20,990.00	-3.84	-1.98	112.93	128.73
3.1 Sea transport	1,100.63	7,190.00	1,142.14	7,320.00	661.04	4,020.00	-3.63	-1.78	66.50	78.86
3.1.1 Passenger	0.00	0.00	0.00	0.00	0.00	0.00	0.00	0.00	0.00	0.00
3.1.2 Freight	333.71	2,180.00	352.63	2,260.00	488.38	2,970.00	-5.37	-3.54	-31.67	-26.60
3.1.3 Other	766.92	5,010.00	789.51	5,060.00	172.66	1,050.00	-2.86	-0.99	344.18	377.14
3.2 Air transport	6,000.62	39,200.00	6,102.32	39,110.00	2,655.66	16,150.00	-1.67	0.23	125.96	142.72
3.1.1 Passenger	3,944.79	25,770.00	4,048.97	25,950.00	1,690.42	10,280.00	-2.57	-0.69	133.36	150.68
3.1.2 Freight	329.12	2,150.00	330.78	2,120.00	249.94	1,520.00	-0.50	1.42	31.68	41.45
3.1.3 Other	1,726.71	11,280.00	1,722.57	11,040.00	715.30	4,350.00	0.24	2.17	141.40	159.31
3.3 Road transport	117.87	770.00	288.65	1,850.00	101.95	620.00	-59.17	-58.38	15.62	24.19
3.3.1 Passenger	0.00	0.00	0.00	0.00	0.00	0.00	0.00	0.00	0.00	0.00
3.3.2 Freight	113.28	740.00	226.24	1,450.00	101.95	620.00	-49.93	-48.97	11.11	19.35
3.3.3 Other	4.59	30.00	62.41	400.00	0.00	0.00	-92.65	-92.50	100.00	100.00
3.4 Rail transport	0.00	0.00	0.00	0.00	0.00	0.00	0.00	0.00	0.00	0.00
3.4.1 Passenger	0.00	0.00	0.00	0.00	0.00	0.00	0.00	0.00	0.00	0.00
3.4.2 Freight	0.00	0.00	0.00	0.00	0.00	0.00	0.00	0.00	0.00	0.00
3.4.3 Other	0.00	0.00	0.00	0.00	0.00	0.00	0.00	0.00	0.00	0.00
3.5 Postal and courier services	130.12	850.00	109.22	700.00	32.89	200.00	19.14	21.43	295.62	325.00
3.6 Electricity transmission	0.00	0.00	0.00	0.00	0.00	0.00	0.00	0.00	0.00	0.00
3.7 Other supporting and auxiliary transport service	0.00	0.00	0.00	0.00	0.00	0.00	0.00	0.00	0.00	0.00
4. Travel	6,429.99	42,005.00	8,895.26	57,010.00	2,772.42	16,860.00	-27.71	-26.32	131.93	149.14
4.1 Business	21.43	140.00	28.09	180.00	57.55	350.00	-23.71	-22.22	-62.76	-60.00
4.1.1 Acquisition of goods and services by border, seasonal, and other short-term workers	0.00	0.00	0.00	0.00	0.00	0.00	0.00	0.00	0.00	0.00
4.1.2 Other	21.43	140.00	28.09	180.00	57.55	350.00	-23.71	-22.22	-62.76	-60.00
4.2 Personal	6,408.56	41,865.00	8,867.17	56,830.00	2,714.87	16,510.00	-27.73	-26.33	136.05	153.57
4.2.1 Health-related expenditure	36.74	240.00	12.48	80.00	21.38	130.00	194.39	200.00	71.84	84.62
4.2.2 Education-related expenditure	101.03	660.00	143.55	920.00	167.73	1,020.00	-29.62	-28.26	-39.77	-35.29
4.2.3 Other	6,270.79	40,965.00	8,711.14	55,830.00	2,525.76	15,360.00	-28.01	-26.63	148.27	166.70
4.2.3.1 Religious travel	0.61	4.00	0.62	4.00	0.00	0.00	-1.61	0.00	100.00	100.00
4.2.3.2 Other	6,270.18	40,961.00	8,710.52	55,826.00	2,525.76	15,360.00	-28.02	-26.63	148.25	166.67
5.Construction services	304.62	1,990.00	1,714.77	10,990.00	1,976.54	12,020.00	-82.24	-81.89	-84.59	-83.44
5.1 Construction abroad	304.62	1,990.00	1,714.77	10,990.00	1,976.54	12,020.00	-82.24	-81.89	-84.59	-83.44
5.2 Construction in the compiling economy	0.00	0.00	0.00	0.00	0.00	0.00	0.00	0.00	0.00	0.00
6. Insurance and Pension services	460.16	3,006.00	782.65	5,016.00	324.77	1,975.00	-41.20	-40.07	41.69	52.20
6.1 Direct Insurance	278.30	1,818.00	492.28	3,155.00	176.94	1,076.00	-43.47	-42.38	57.28	68.96
6.1.1 Life insurance	15.31	100.00	85.82	550.00	14.80	90.00	-82.16	-81.82	3.45	11.11
6.1.2 Freight insurance	0.00	0.00	1.56	10.00	3.29	20.00	-100.00	-100.00	-100.00	-100.00
6.1.3 Other direct insurance	262.99	1,718.00	404.90	2,595.00	158.85	966.00	-35.05	-33.80	65.56	77.85
6.2 Reinsurance	0.00	0.00	41.19	264.00	0.00	0.00	-100.00	-100.00	0.00	0.00
6.3 Auxiliary insurance services	181.86	1,188.00	249.18	1,597.00	147.83	899.00	-27.02	-25.61	23.02	32.15
6.4 Pension and standardized guarantee services	0.00	0.00	0.00	0.00	0.00	0.00	0.00	0.00	0.00	0.00

Contd.

10.22 Export of Services by Sectors (Detail) (Monthly)

Description	Rs. in Millions Dollars in Thousands									
	* April, 2021		**March, 2021		April, 2020		% Change in April,2021 over			
							March, 2021		April,2020	
	Rs	\$	Rs	\$	Rs	\$	Rs	\$	Rs	\$
7. Financial services	1,223.08	7,990.00	1,717.89	11,010.00	822.19	5,000.00	-28.80	-27.43	48.76	59.80
7.1 Explicitly charged and other financial services	1,223.08	7,990.00	1,717.89	11,010.00	0.00	0.00	-28.80	-27.43	0.00	0.00
7.2 Financial intermediation service charges indirectly measured (FISIM)	0.00	0.00	0.00	0.00	822.19	5,000.00	0.00	0.00	-100.00	-100.00
8. Charges for the use of intellectual services	153.84	1,005.00	153.69	985.00	1.64	10.00	0.10	2.03	9280.49	9950.00
9. Telecommunication, Computer and information services	30,001.52	195,990.00	33,235.90	213,010.00	19,398.66	117,970.00	-9.73	-7.99	54.66	66.14
9.1 Telecommunications services	6,638.94	43,370.00	7,242.90	46,420.00	4,446.38	27,040.00	-8.34	-6.57	49.31	60.39
9.1.1 Call centres	2,776.81	18,140.00	2,473.85	15,855.00	1,387.19	8,436.00	12.25	14.41	100.18	115.03
9.1.2 Telecommunication services	3,862.13	25,230.00	4,769.05	30,565.00	3,059.19	18,604.00	-19.02	-17.45	26.25	35.62
9.2 Computer services	23,327.38	152,390.00	25,941.51	166,260.00	14,909.53	90,670.00	-10.08	-8.34	56.46	68.07
9.2.1 Hardware consultancy services	7.50	49.00	4.21	27.00	8.55	52.00	78.15	81.48	-12.28	-5.77
9.2.2 Software consultancy services	7,604.40	49,677.00	8,150.53	52,237.00	5,369.53	32,654.00	-6.70	-4.90	41.62	52.13
9.2.3 Maintenance & repairs of computer	9.95	65.00	3.43	22.00	20.23	123.00	190.09	195.45	-50.82	-47.15
9.2.4 Export / Import of Computer Software	5,627.87	36,765.00	6,851.11	43,909.00	3,752.13	22,818.00	-17.85	-16.27	49.99	61.12
9.2.5 Other Computer services	10,077.66	65,834.00	10,932.23	70,065.00	5,759.09	35,023.00	-7.82	-6.04	74.99	87.97
9.3 Information services	35.20	230.00	51.49	330.00	42.75	260.00	-31.64	-30.30	-17.66	-11.54
9.3.1 News agency services	19.13	125.00	35.57	228.00	28.12	171.00	-46.22	-45.18	-31.97	-26.90
9.3.2 Other information services	16.07	105.00	15.92	102.00	14.63	89.00	0.94	2.94	9.84	17.98
10. Other business services	20,205.69	131,997.00	17,318.05	110,992.00	16,768.82	101,977.00	16.67	18.92	20.50	29.44
10.1 Research and development services	385.75	2,520.00	254.33	1,630.00	190.75	1,160.00	51.67	54.60	102.23	117.24
10.2 Professional and management consulting services	4,061.13	26,530.00	4,253.36	27,260.00	3,614.33	21,980.00	-4.52	-2.68	12.36	20.70
10.2.1 Legal, accounting, management consulting, and public relations	2,550.26	16,660.00	2,819.45	18,070.00	2,617.84	15,920.00	-9.55	-7.80	-2.58	4.65
10.2.1.1 Legal services	260.23	1,700.00	269.93	1,730.00	450.56	2,740.00	-3.59	-1.73	-42.24	-37.96
10.2.1.2 Accounting, auditing, bookkeeping, and tax consulting services	636.80	4,160.00	485.25	3,110.00	467.00	2,840.00	31.23	33.76	36.36	46.48
10.2.1.3 Business and management consulting and public relations services	1,653.23	10,800.00	2,064.27	13,230.00	1,700.28	10,340.00	-19.91	-18.37	-2.77	4.45
10.2.2 Advertising, market research, and public opinion polling	1,510.87	9,870.00	1,433.91	9,190.00	996.49	6,060.00	5.37	7.40	51.62	62.87
10.3 Technical, trade-related and other business services	15,758.81	102,947.00	12,810.36	82,102.00	12,963.74	78,837.00	23.02	25.39	21.56	30.58
10.3.1 Architectural, engineering, scientific and other technical services	1,947.14	12,720.00	1,288.81	8,260.00	948.80	5,770.00	51.08	54.00	105.22	120.45
10.3.2 Waste treatment and de-pollution, agricultural and mining services	21.43	140.00	10.92	70.00	29.60	180.00	96.25	100.00	-27.60	-22.22
10.3.3 Operating leasing services	0.00	0.00	0.00	0.00	448.91	2,730.00	0.00	0.00	-100.00	-100.00
10.3.4 Trade-related services	52.66	344.00	34.64	222.00	26.64	162.00	52.02	54.95	97.67	112.35
10.3.5 Other business services n.i.e.	13,737.58	89,743.00	11,475.99	73,550.00	11,509.79	69,995.00	19.71	22.02	19.36	28.21
11. Personal, cultural, and recreational services	151.54	990.00	154.47	990.00	3.28	20.00	-1.90	0.00	4520.12	4850.00
11.1 Audiovisual and related services	65.82	430.00	87.38	560.00	1.64	10.00	-24.67	-23.21	3913.41	4200.00
11.1.1 Audiovisual services	35.82	234.00	55.86	358.00	1.64	10.00	-35.88	-34.64	2084.15	2240.00
11.1.2 Artistic related services	30.00	196.00	31.52	202.00	0.00	0.00	-4.82	-2.97	100.00	100.00
11.2 Other personal, cultural, and recreational services	85.72	560.00	67.09	430.00	1.64	10.00	27.77	30.23	5126.83	5500.00
12. Government services, n.i.e.	14,082.31	91,995.00	16,071.85	103,005.00	12,495.59	75,990.00	-12.38	-10.69	12.70	21.06
12.1 Embassies and consulates	2,831.92	18,500.00	2,516.76	16,130.00	1,923.92	11,700.00	12.52	14.69	47.20	58.12
12.2 Military units and agencies	75.01	490.00	4,499.90	28,840.00	1,925.56	11,710.00	-98.33	-98.30	-96.10	-95.82
12.3 Other	11,175.38	73,005.00	9,055.19	58,035.00	8,646.11	52,580.00	23.41	25.79	29.25	38.85

* Provisional ** Revised

Note: 1. The data are presented as per BPM6(EBOPS 2010) classification aligned with IMTS 2010 classification

10.23 Export of Services by Sector (Detail) (Cumulative)

Description	Rs. in Millions Dollars in Thousands					
	* July - April, 2020 - 2021		July - April, 2019 - 2020		% Change in July - April, 2020 - 2021 over	
					July - April, 2019 - 2020	
	Rs	\$	Rs	\$	Rs	\$
Services	788,650.87	4,896,001.00	738,329.75	4,699,374.00	6.82	4.18
1.Manufacturing services on physical inputs owned by others	0.00	0.00	0.00	0.00	0.00	0.00
1.1 Goods for processing in reporting economy	0.00	0.00	0.00	0.00	0.00	0.00
1.2 Goods for processing abroad	0.00	0.00	0.00	0.00	0.00	0.00
2.Maintenance and repair services n.i.e.	509.82	3,165.00	1,128.07	7,180.00	-54.81	-55.92
3. Transport	81,170.14	503,910.00	104,800.23	667,040.00	-22.55	-24.46
3.1 Sea transport	11,159.67	69,280.00	6,952.22	44,250.00	60.52	56.56
3.1.1 Passenger	0.00	0.00	0.00	0.00	0.00	0.00
3.1.2 Freight	4,536.03	28,160.00	4,364.58	27,780.00	3.93	1.37
3.1.3 Other	6,623.64	41,120.00	2,587.64	16,470.00	155.97	149.67
3.2 Air transport	66,152.60	410,680.00	91,469.25	582,190.00	-27.68	-29.46
3.2.1 Passenger	42,924.77	266,480.00	62,722.40	399,220.00	-31.56	-33.25
3.2.2 Freight	4,168.77	25,880.00	3,660.72	23,300.00	13.88	11.07
3.2.3 Other	19,059.06	118,320.00	25,086.13	159,670.00	-24.03	-25.90
3.3 Road transport	2,509.63	15,580.00	4,589.25	29,210.00	-45.32	-46.66
3.3.1 Passenger	0.00	0.00	0.00	0.00	0.00	0.00
3.3.2 Freight	1,900.75	11,800.00	4,589.25	29,210.00	-58.58	-59.60
3.3.3 Other	608.88	3,780.00	0.00	0.00	100.00	100.00
3.4 Rail transport	0.00	0.00	0.00	0.00	0.00	0.00
3.4.1 Passenger	0.00	0.00	0.00	0.00	0.00	0.00
3.4.2 Freight	0.00	0.00	0.00	0.00	0.00	0.00
3.4.3 Other	0.00	0.00	0.00	0.00	0.00	0.00
3.5 Postal and courier services	1,348.24	8,370.00	1,789.51	11,390.00	-24.66	-26.51
3.6 Electricity transmission	0.00	0.00	0.00	0.00	0.00	0.00
3.7 Other supporting and auxiliary transport service	0.00	0.00	0.00	0.00	0.00	0.00
4. Travel	68,654.96	426,215.00	69,583.49	442,890.00	-1.33	-3.77
4.1 Business	265.78	1,650.00	747.85	4,760.00	-64.46	-65.34
4.1.1 Acquisition of goods and services by border, seasonal, and other short-term workers	0.00	0.00	0.00	0.00	0.00	0.00
4.1.2 Other	265.78	1,650.00	747.85	4,760.00	-64.46	-65.34
4.2 Personal	68,389.18	424,565.00	68,835.64	438,130.00	-0.65	-3.10
4.2.1 Health-related expenditure	227.12	1,410.00	193.25	1,230.00	17.53	14.63
4.2.2 Education-related expenditure	1,588.25	9,860.00	1,707.81	10,870.00	-7.00	-9.29
4.2.3 Other	66,573.81	413,295.00	66,934.58	426,030.00	-0.54	-2.99
4.2.3.1 Religious travel	6.60	41.00	94.74	603.00	-93.03	-93.20
4.2.3.2 Other	66,567.21	413,254.00	66,839.84	425,427.00	-0.41	-2.86
5. Construction services	14,336.18	89,000.00	22,947.83	146,060.00	-37.53	-39.07
5.1 Construction abroad	14,336.18	89,000.00	16,349.11	104,060.00	-12.31	-14.47
5.2 Construction in the compiling economy	0.00	0.00	6,598.72	42,000.00	-100.00	-100.00
6. Insurance and Pension services	5,970.77	37,067.00	5,342.60	34,005.00	11.76	9.00
6.1 Direct Insurance	4,124.15	25,603.00	3,335.49	21,230.00	23.64	20.60
6.1.1 Life insurance	391.43	2,430.00	306.37	1,950.00	27.76	24.62
6.1.2 Freight insurance	1.61	10.00	3.14	20.00	-48.73	-50.00
6.1.3 Other direct insurance	3,731.11	23,163.00	3,025.98	19,260.00	23.30	20.26
6.2 Reinsurance	395.61	2,456.00	1,350.07	8,593.00	-70.70	-71.42
6.3 Auxiliary insurance services	1,451.01	9,008.00	657.04	4,182.00	120.84	115.40
6.4 Pension and standardized guarantee services	0.00	0.00	0.00	0.00	0.00	0.00

Contd.

10.23 Export of Services by Sector (Detail) (Cumulative)

Description	Rs. in Millions Dollars in Thousands					
	* July - April, 2020 - 2021		July - April, 2019 - 2020		% Change in July - April, 2020 - 2021 over	
	July - April, 2019 - 2020					
	Rs	\$	Rs	\$	Rs	\$
7. Financial services	13,529.16	83,990.00	19,972.12	127,120.00	-32.26	-33.93
7.1 Explicitly charged and other financial services	13,529.16	83,990.00	11,330.94	72,120.00	19.40	16.46
7.2 Financial intermediation service charges indirectly measured (FISIM)	0.00	0.00	8,641.18	55,000.00	-100.00	-100.00
8. Charges for the use of intellectual services	1,762.22	10,940.00	483.91	3,080.00	264.16	255.19
9. Telecommunication, Computer and information services	275,145.03	1,708,120.00	183,966.01	1,170,920.00	49.56	45.88
9.1 Telecommunications services	58,372.40	362,380.00	41,824.88	266,210.00	39.56	36.13
9.1.1 Call centres	19,893.94	123,503.00	15,494.26	98,619.00	28.40	25.23
9.1.2 Telecommunication services	38,478.46	238,877.00	26,330.62	167,591.00	46.14	42.54
9.2 Computer services	216,250.73	1,342,500.00	141,826.90	902,710.00	52.48	48.72
9.2.1 Hardware consultancy services	73.45	456.00	295.84	1,883.00	-75.17	-75.78
9.2.2 Software consultancy services	71,366.93	443,051.00	54,529.30	347,072.00	30.88	27.65
9.2.3 Maintenance & repairs of computer	74.74	464.00	228.13	1,452.00	-67.24	-68.04
9.2.4 Export / Import of Computer Software	53,422.71	331,652.00	40,742.22	259,319.00	31.12	27.89
9.2.5 Other Computer services	91,312.90	566,877.00	46,031.41	292,984.00	98.37	93.48
9.3 Information services	521.90	3,240.00	314.23	2,000.00	66.09	62.00
9.3.1 News agency services	284.31	1,765.00	166.54	1,060.00	70.72	66.51
9.3.2 Other information services	237.59	1,475.00	147.69	940.00	60.87	56.91
10. Other business services	186,344.35	1,156,839.00	179,580.84	1,143,009.00	3.77	1.21
10.1 Research and development services	4,284.74	26,600.00	2,439.95	15,530.00	75.61	71.28
10.2 Professional and management consulting services	44,724.04	277,650.00	40,032.23	254,800.00	11.72	8.97
10.2.1 Legal, accounting, management consulting, and public relations	27,530.29	170,910.00	25,683.16	163,470.00	7.19	4.55
10.2.1.1 Legal services	2,400.10	14,900.00	2,751.04	17,510.00	-12.76	-14.91
10.2.1.2 Accounting, auditing, bookkeeping, and tax consulting services	5,510.57	34,210.00	4,389.72	27,940.00	25.53	22.44
10.2.1.3 Business and management consulting and public relations services	19,619.62	121,800.00	18,542.40	118,020.00	5.81	3.20
10.2.2 Advertising, market research, and public opinion polling	17,193.75	106,740.00	14,349.07	91,330.00	19.82	16.87
10.3 Technical, trade-related and other business services	137,335.57	852,589.00	137,108.66	872,679.00	0.17	-2.30
10.3.1 Architectural, engineering, scientific and other technical services	12,815.57	79,560.00	8,176.13	52,040.00	56.74	52.88
10.3.2 Waste treatment and de-pollution, agricultural and mining services	143.36	890.00	83.27	530.00	72.16	67.92
10.3.3 Operating leasing services	3.22	20.00	697.58	4,440.00	-99.54	-99.55
10.3.4 Trade-related services	309.76	1,923.00	445.88	2,838.00	-30.53	-32.24
10.3.5 Other business services n.i.e.	124,063.66	770,196.00	127,705.80	812,831.00	-2.85	-5.25
11. Personal, cultural, and recreational services	1,421.54	8,825.00	1,120.21	7,130.00	26.90	23.77
11.1 Audiovisual and related services	806.21	5,005.00	897.11	5,710.00	-10.13	-12.35
11.1.1 Audiovisual services	542.68	3,369.00	829.71	5,281.00	-34.59	-36.21
11.1.2 Artistic related services	263.53	1,636.00	67.40	429.00	290.99	281.35
11.2 Other personal, cultural, and recreational services	615.33	3,820.00	223.10	1,420.00	175.81	169.01
12. Government services, n.i.e.	139,806.70	867,930.00	149,404.44	950,940.00	-6.42	-8.73
12.1 Embassies and consulates	27,037.38	167,850.00	25,444.35	161,950.00	6.26	3.64
12.2 Military units and agencies	20,386.36	126,560.00	16,325.55	103,910.00	24.87	21.80
12.3 Other	92,382.96	573,520.00	107,634.54	685,080.00	-14.17	-16.28

* Provisional ** Revised

Note: 1. The data are presented as per BPM6(EBOPS 2010) classification aligned with IMTS 2010 classification

10.24 Import of Services by Sectors (Detail) (Monthly)

Description	Rs. in Millions Dollars in Thousands									
	* April, 2021		**March, 2021		April, 2020		% Change in April,2021 over			
							March, 2021		April,2020	
	Rs	\$	Rs	\$	Rs	\$	Rs	\$	Rs	\$
Services	89,105.38	582,096.00	97,990.59	628,025.00	84,853.07	516,021.00	-9.07	-7.31	5.01	12.80
1.Manufacturing services on physical inputs owned by others	0.00	0.00	0.00	0.00	0.00	0.00	0.00	0.00	0.00	0.00
1.1 Goods for processing in reporting economy	0.00	0.00	0.00	0.00	0.00	0.00	0.00	0.00	0.00	0.00
1.2 Goods for processing abroad	0.00	0.00	0.00	0.00	0.00	0.00	0.00	0.00	0.00	0.00
2.Maintenance and repair services n.i.e.	613.07	4,005.00	624.90	4,005.00	162.79	990.00	-1.89	0.00	276.60	304.55
3. Transport	41,177.06	268,996.00	41,972.79	269,005.00	28,610.60	173,991.00	-1.90	0.00	43.92	54.60
3.1 Sea transport	34,063.43	222,525.00	35,104.36	224,985.00	22,527.90	137,000.00	-2.97	-1.09	51.21	62.43
3.1.1 Passenger	0.00	0.00	0.00	0.00	0.00	0.00	0.00	0.00	0.00	0.00
3.1.2 Freight	30,655.94	200,265.00	31,662.34	202,925.00	19,221.07	116,890.00	-3.18	-1.31	59.49	71.33
3.1.3 Other	3,407.49	22,260.00	3,442.02	22,060.00	3,306.83	20,110.00	-1.00	0.91	3.04	10.69
3.2 Air transport	5,189.30	33,900.00	5,367.43	34,400.00	5,581.01	33,940.00	-3.32	-1.45	-7.02	-0.12
3.1.1 Passenger	2,153.79	14,070.00	2,195.34	14,070.00	3,601.18	21,900.00	-1.89	0.00	-40.19	-35.75
3.1.2 Freight	2,648.23	17,300.00	2,777.33	17,800.00	1,654.24	10,060.00	-4.65	-2.81	60.09	71.97
3.1.3 Other	387.28	2,530.00	394.76	2,530.00	325.59	1,980.00	-1.89	0.00	18.95	27.78
3.3 Road transport	1,174.25	7,671.00	706.81	4,530.00	338.90	2,061.00	66.13	69.34	246.49	272.20
3.3.1 Passenger	0.00	0.00	0.00	0.00	0.00	0.00	0.00	0.00	0.00	0.00
3.3.2 Freight	274.16	1,791.00	321.42	2,060.00	149.80	911.00	-14.70	-13.06	83.02	96.60
3.3.3 Other	900.09	5,880.00	385.39	2,470.00	189.10	1,150.00	133.55	138.06	375.99	411.30
3.4 Rail transport	0.00	0.00	0.00	0.00	0.00	0.00	0.00	0.00	0.00	0.00
3.4.1 Passenger	0.00	0.00	0.00	0.00	0.00	0.00	0.00	0.00	0.00	0.00
3.4.2 Freight	0.00	0.00	0.00	0.00	0.00	0.00	0.00	0.00	0.00	0.00
3.4.3 Other	0.00	0.00	0.00	0.00	0.00	0.00	0.00	0.00	0.00	0.00
3.5 Postal and courier services	750.08	4,900.00	794.19	5,090.00	162.79	990.00	-5.55	-3.73	360.77	394.95
3.6 Electricity transmission	0.00	0.00	0.00	0.00	0.00	0.00	0.00	0.00	0.00	0.00
3.7 Other supporting and auxiliary transport service	0.00	0.00	0.00	0.00	0.00	0.00	0.00	0.00	0.00	0.00
4. Travel	9,644.60	63,005.00	12,951.25	83,005.00	5,921.37	36,010.00	-25.53	-24.09	62.88	74.97
4.1 Business	322.99	2,110.00	193.48	1,240.00	118.39	720.00	66.94	70.16	172.82	193.06
4.1.1 Acquisition of goods and services by border, seasonal, and other short-term workers	0.00	0.00	0.00	0.00	0.00	0.00	0.00	0.00	0.00	0.00
4.1.2 Other	322.99	2,110.00	193.48	1,240.00	118.39	720.00	66.94	70.16	172.82	193.06
4.2 Personal	9,321.61	60,895.00	12,757.77	81,765.00	5,802.98	35,290.00	-26.93	-25.52	60.63	72.56
4.2.1 Health-related expenditure	12.25	80.00	6.24	40.00	1.64	10.00	96.31	100.00	646.95	700.00
4.2.2 Education-related expenditure	1,781.81	11,640.00	1,525.97	9,780.00	802.45	4,880.00	16.77	19.02	122.05	138.52
4.2.3 Other	7,527.55	49,175.00	11,225.56	71,945.00	4,998.89	30,400.00	-32.94	-31.65	50.58	61.76
4.2.3.1 Religious travel	0.00	0.00	0.00	0.00	0.00	0.00	0.00	0.00	0.00	0.00
4.2.3.2 Other	7,527.55	49,175.00	11,225.56	71,945.00	4,998.89	30,400.00	-32.94	-31.65	50.58	61.76
5.Construction services	9.18	60.00	0.00	0.00	0.00	0.00	100.00	100.00	100.00	100.00
5.1 Construction abroad	9.18	60.00	0.00	0.00	0.00	0.00	100.00	100.00	100.00	100.00
5.2 Construction in the compiling economy	0.00	0.00	0.00	0.00	0.00	0.00	100.00	100.00	100.00	100.00
6. Insurance and Pension services	3,368.60	22,006.00	3,744.71	24,000.00	2,305.41	14,020.00	-10.04	-8.31	46.12	56.96
6.1 Direct Insurance	497.50	3,250.00	683.41	4,380.00	529.48	3,220.00	-27.20	-25.80	-6.04	0.93
6.1.1 Life insurance	114.81	750.00	249.65	1,600.00	177.59	1,080.00	-54.01	-53.13	-35.35	-30.56
6.1.2 Freight insurance	255.64	1,670.00	280.85	1,800.00	203.90	1,240.00	-8.98	-7.22	25.38	34.68
6.1.3 Other direct insurance	127.05	830.00	152.91	980.00	147.99	900.00	-16.91	-15.31	-14.15	-7.78
6.2 Reinsurance	2,849.98	18,618.00	3,021.67	19,366.00	1,742.38	10,596.00	-5.68	-3.86	63.57	75.71
6.3 Auxiliary insurance services	21.12	138.00	39.63	254.00	33.55	204.00	-46.71	-45.67	-37.05	-32.35
6.4 Pension and standardized guarantee services	0.00	0.00	0.00	0.00	0.00	0.00	0.00	0.00	0.00	0.00

Contd.

10.24 Import of Services by Sectors (Detail) (Monthly)

Description	Rs. in Millions Dollars in Thousands									
	* April, 2021		**March, 2021		April, 2020		% Change in April,2021 over			
	Rs	\$	Rs	\$	Rs	\$	Rs	\$	Rs	\$
7. Financial services	1,684.61	11,005.00	2,810.10	18,010.00	6,414.70	39,010.00	-40.05	-38.90	-73.74	-71.79
7.1 Explicitly charged and other financial services	1,684.61	11,005.00	2,810.10	18,010.00	2,303.77	14,010.00	-40.05	-38.90	-26.88	-21.45
7.2 Financial intermediation service charges indirectly measured (FISIM)	0.00	0.00	0.00	0.00	4,110.93	25,000.00	0.00	0.00	-100.00	-100.00
8. Charges for the use of intellectual services	3,519.85	22,994.00	6,398.00	41,005.00	1,646.02	10,010.00	-44.99	-43.92	113.84	129.71
9. Telecommunication, Computer and information services	6,887.69	44,995.00	7,488.65	47,995.00	4,273.73	25,990.00	-8.02	-6.25	61.16	73.12
9.1 Telecommunications services	398.00	2,600.00	742.70	4,760.00	309.14	1,880.00	-46.41	-45.38	28.74	38.30
9.1.1 Call centres	0.00	0.00	0.00	0.00	0.00	0.00	0.00	0.00	0.00	0.00
9.1.2 Telecommunication services	398.00	2,600.00	742.70	4,760.00	309.14	1,880.00	-46.41	-45.38	28.74	38.30
9.2 Computer services	6,361.11	41,555.00	6,535.31	41,885.00	3,793.57	23,070.00	-2.67	-0.79	67.68	80.13
9.2.1 Hardware consultancy services	1.22	8.00	6.87	44.00	0.00	0.00	-82.24	-81.82	100.00	100.00
9.2.2 Software consultancy services	2,968.77	19,394.00	2,193.78	14,060.00	1,203.35	7,318.00	35.33	37.94	146.71	165.02
9.2.3 Maintenance & repairs of computer	1.99	13.00	160.40	1,028.00	12.99	79.00	-98.76	-98.74	-84.68	-83.54
9.2.4 Export / Import of Computer Software	2,206.76	14,416.00	3,388.03	21,714.00	2,314.13	14,073.00	-34.87	-33.61	-4.64	2.44
9.2.5 Other Computer services	1,182.37	7,724.00	786.23	5,039.00	263.10	1,600.00	50.38	53.28	349.40	382.75
9.3 Information services	128.58	840.00	210.64	1,350.00	171.02	1,040.00	-38.96	-37.78	-24.82	-19.23
9.3.1 News agency services	123.38	806.00	206.43	1,323.00	170.69	1,038.00	-40.23	-39.08	-27.72	-22.35
9.3.2 Other information services	5.20	34.00	4.21	27.00	0.33	2.00	23.52	25.93	1475.76	1600.00
10. Other business services	19,288.44	126,005.00	15,291.69	98,005.00	33,872.44	205,990.00	26.14	28.57	-43.06	-38.83
10.1 Research and development services	59.70	390.00	18.72	120.00	32.89	200.00	218.91	225.00	81.51	95.00
10.2 Professional and management consulting services	440.86	2,880.00	2,401.30	15,390.00	968.54	5,890.00	-81.64	-81.29	-54.48	-51.10
10.2.1 Legal, accounting, management consulting, and public relations	304.62	1,990.00	1,978.45	12,680.00	858.36	5,220.00	-84.60	-84.31	-64.51	-61.88
10.2.1.1 Legal services	226.55	1,480.00	741.14	4,750.00	200.61	1,220.00	-69.43	-68.84	12.93	21.31
10.2.1.2 Accounting, auditing, bookkeeping, and tax consulting services	10.72	70.00	7.80	50.00	6.58	40.00	37.44	40.00	62.92	75.00
10.2.1.3 Business and management consulting and public relations services	67.35	440.00	1,229.51	7,880.00	651.17	3,960.00	-94.52	-94.42	-89.66	-88.89
10.2.2 Advertising, market research, and public opinion polling	136.24	890.00	422.84	2,710.00	110.17	670.00	-67.78	-67.16	23.66	32.84
10.3 Technical, trade-related and other business services	18,787.88	122,735.00	12,871.67	82,495.00	32,871.01	199,900.00	45.96	48.78	-42.84	-38.60
10.3.1 Architectural, engineering, scientific and other technical services	3,767.22	24,610.00	3,719.75	23,840.00	447.27	2,720.00	1.28	3.23	742.27	804.78
10.3.2 Waste treatment and de-pollution, agricultural and mining services	1.53	10.00	0.00	0.00	0.00	0.00	100.00	100.00	100.00	100.00
10.3.3 Operating leasing services	1,941.01	12,680.00	1,945.69	12,470.00	1,210.26	7,360.00	-0.24	1.68	60.38	72.28
10.3.4 Trade-related services	4.90	32.00	4.52	29.00	3.78	23.00	8.41	10.34	29.63	39.13
10.3.5 Other business services n.i.e.	13,073.22	85,403.00	7,201.71	46,156.00	31,209.70	189,797.00	81.53	85.03	-58.11	-55.00
11. Personal, cultural, and recreational services	4.59	30.00	0.00	0.00	6.57	40.00	100.00	100.00	-30.14	-25.00
11.1 Audiovisual and related services	0.00	0.00	0.00	0.00	4.93	30.00	0.00	0.00	-100.00	-100.00
11.1.1 Audiovisual services	0.00	0.00	0.00	0.00	4.93	30.00	0.00	0.00	-100.00	-100.00
11.1.2 Artistic related services	0.00	0.00	0.00	0.00	0.00	0.00	0.00	0.00	0.00	0.00
11.2 Other personal, cultural, and recreational services	4.59	30.00	0.00	0.00	1.64	10.00	100.00	100.00	179.88	200.00
12. Government services, n.i.e.	2,907.69	18,995.00	6,708.50	42,995.00	1,639.44	9,970.00	-56.66	-55.82	77.36	90.52
12.1 Embassies and consulates	1,746.61	11,410.00	1,920.73	12,310.00	226.92	1,380.00	-9.07	-7.31	669.70	726.81
12.2 Military units and agencies	29.08	190.00	63.97	410.00	184.17	1,120.00	-54.54	-53.66	-84.21	-83.04
12.3 Other	1132	7395	4723.8	30275	1228.35	7470	-76.04	-75.57	-7.84	-1.00

* Provisional ** Revised

Note: 1. The data are presented as per BPM6(EBOPS 2010) classification aligned with IMTS 2010 classification

10.25 Import of Services by Sector (Detail) (Cumulative)

Description	Rs. in Millions Dollars in Thousands					
	* July - April, 2020 - 2021		July - April, 2019 - 2020		% Change in July - April, 2020 - 2021 over	
					July - April, 2019 - 2020	
	Rs	\$	Rs	\$	Rs	\$
Services	<u>1,017,473.68</u>	<u>6,316,549.00</u>	<u>1,213,247.15</u>	<u>7,722,162.00</u>	-16.14	-18.20
1.Manufacturing services on physical inputs owned by others	0.00	0.00	0.00	0.00	0.00	0.00
1.1 Goods for processing in reporting economy	0.00	0.00	0.00	0.00	0.00	0.00
1.2 Goods for processing abroad	0.00	0.00	0.00	0.00	0.00	0.00
2.Maintenance and repair services n.i.e.	6,452.08	40,055.00	9,577.57	60,960.00	-32.63	-34.29
3. Transport	370,484.80	2,299,996.00	426,408.77	2,714,037.00	-13.12	-15.26
3.1 Sea transport	298,018.49	1,850,120.00	262,553.61	1,671,120.00	13.51	10.71
3.1.1 Passenger	0.00	0.00	0.00	0.00	0.00	0.00
3.1.2 Freight	263,186.42	1,633,880.00	232,992.92	1,482,970.00	12.96	10.18
3.1.3 Other	34,832.07	216,240.00	29,560.69	188,150.00	17.83	14.93
3.2 Air transport	54,298.67	337,090.00	159,352.79	1,014,260.00	-65.93	-66.76
3.1.1 Passenger	27,739.69	172,210.00	134,800.84	857,990.00	-79.42	-79.93
3.1.2 Freight	23,450.12	145,580.00	16,972.85	108,030.00	38.16	34.76
3.1.3 Other	3,108.86	19,300.00	7,579.10	48,240.00	-58.98	-59.99
3.3 Road transport	8,441.59	52,406.00	2,829.12	18,007.00	198.38	191.03
3.3.1 Passenger	0.00	0.00	0.00	0.00	0.00	0.00
3.3.2 Freight	2,739.34	17,006.00	1,774.90	11,297.00	54.34	50.54
3.3.3 Other	5,702.25	35,400.00	1,054.22	6,710.00	440.90	427.57
3.4 Rail transport	0.00	0.00	0.00	0.00	0.00	0.00
3.4.1 Passenger	0.00	0.00	0.00	0.00	0.00	0.00
3.4.2 Freight	0.00	0.00	0.00	0.00	0.00	0.00
3.4.3 Other	0.00	0.00	0.00	0.00	0.00	0.00
3.5 Postal and courier services	9,726.05	60,380.00	1,673.25	10,650.00	481.27	466.95
3.6 Electricity transmission	0.00	0.00	0.00	0.00	0.00	0.00
3.7 Other supporting and auxiliary transport service	0.00	0.00	0.00	0.00	0.00	0.00
4. Travel	107,602.66	668,005.00	182,398.03	1,160,940.00	-41.01	-42.46
4.1 Business	2,026.39	12,580.00	2,293.84	14,600.00	-11.66	-13.84
4.1.1 Acquisition of goods and services by border, seasonal, and other short-term workers	0.00	0.00	0.00	0.00	0.00	0.00
4.1.2 Other	2,026.39	12,580.00	2,293.84	14,600.00	-11.66	-13.84
4.2 Personal	105,576.27	655,425.00	180,104.19	1,146,340.00	-41.38	-42.82
4.2.1 Health-related expenditure	144.97	900.00	125.69	800.00	15.34	12.50
4.2.2 Education-related expenditure	17,614.17	109,350.00	14,635.02	93,150.00	20.36	17.39
4.2.3 Other	87,817.13	545,175.00	165,343.48	1,052,390.00	-46.89	-48.20
4.2.3.1 Religious travel	46.55	289.00	55,926.03	355,962.00	-99.92	-99.92
4.2.3.2 Other	87,770.58	544,886.00	109,417.45	696,428.00	-19.78	-21.76
5.Construction services	30.61	190.00	11,187.98	71,210.00	-99.73	-99.73
5.1 Construction abroad	30.61	190.00	190.11	1,210.00	-83.90	-84.30
5.2 Construction in the compiling economy	0.00	0.00	10,997.87	70,000.00	-100.00	-100.00
6. Insurance and Pension services	32,865.75	204,033.00	37,399.82	238,045.00	-12.12	-14.29
6.1 Direct Insurance	7,214.79	44,790.00	10,110.19	64,350.00	-28.64	-30.40
6.1.1 Life insurance	726.47	4,510.00	274.95	1,750.00	164.22	157.71
6.1.2 Freight insurance	2,483.86	15,420.00	4,556.26	29,000.00	-45.48	-46.83
6.1.3 Other direct insurance	4,004.46	24,860.00	5,278.98	33,600.00	-24.14	-26.01
6.2 Reinsurance	25,258.25	156,805.00	26,651.28	169,632.00	-5.23	-7.56
6.3 Auxiliary insurance services	392.71	2,438.00	638.35	4,063.00	-38.48	-40.00
6.4 Pension and standardized guarantee services	0.00	0.00	0.00	0.00	0.00	0.00

Contd.

10.25 Import of Services by Sector (Detail) (Cumulative)

Description	Rs. in Millions Dollars in Thousands					
	* July - April, 2020 - 2021		July - April, 2019 - 2020		% Change in July - April, 2020 - 2021 over	
					July - April, 2019 - 2020	
	Rs	\$	Rs	\$	Rs	\$
7. Financial services	22,565.79	140,090.00	57,042.78	363,070.00	-60.44	-61.42
7.1 Explicitly charged and other financial services	22,565.79	140,090.00	24,363.41	155,070.00	-7.38	-9.66
7.2 Financial intermediation service charges indirectly measured (FISIM)	0.00	0.00	32,679.37	208,000.00	-100.00	-100.00
8. Charges for the use of intellectual services	34,800.50	216,044.00	23,378.32	148,800.00	48.86	45.19
9. Telecommunication, Computer and information services	71,834.39	445,953.00	49,793.62	316,930.00	44.26	40.71
9.1 Telecommunications services	11,928.02	74,050.00	6,975.79	44,400.00	70.99	66.78
9.1.1 Call centres	782.05	4,855.00	91.91	585.00	750.89	729.91
9.1.2 Telecommunication services	11,145.97	69,195.00	6,883.88	43,815.00	61.91	57.93
9.2 Computer services	58,160.25	361,063.00	41,322.12	263,010.00	40.75	37.28
9.2.1 Hardware consultancy services	13.69	85.00	2.36	15.00	480.08	466.67
9.2.2 Software consultancy services	22,450.13	139,372.00	12,677.55	80,691.00	77.09	72.72
9.2.3 Maintenance & repairs of computer	445.71	2,767.00	94.74	603.00	370.46	358.87
9.2.4 Export / Import of Computer Software	26,785.61	166,287.00	21,518.89	136,965.00	24.47	21.41
9.2.5 Other Computer services	8,465.11	52,552.00	7,028.58	44,736.00	20.44	17.47
9.3 Information services	1,746.12	10,840.00	1,495.71	9,520.00	16.74	13.87
9.3.1 News agency services	1,686.84	10,472.00	1,454.55	9,258.00	15.97	13.11
9.3.2 Other information services	59.28	368.00	41.16	262.00	44.02	40.46
10. Other business services	331,826.74	2,060,004.00	347,686.52	2,212,980.00	-4.56	-6.91
10.1 Research and development services	491.30	3,050.00	884.54	5,630.00	-44.46	-45.83
10.2 Professional and management consulting services	19,379.61	120,310.00	14,267.37	90,810.00	35.83	32.49
10.2.1 Legal, accounting, management consulting, and public relations	17,726.93	110,050.00	9,993.92	63,610.00	77.38	73.01
10.2.1.1 Legal services	4,233.20	26,280.00	1,505.14	9,580.00	181.25	174.32
10.2.1.2 Accounting, auditing, bookkeeping, and tax consulting services	96.65	600.00	34.56	220.00	179.66	172.73
10.2.1.3 Business and management consulting and public relations services	13,397.08	83,170.00	8,454.22	53,810.00	58.47	54.56
10.2.2 Advertising, market research, and public opinion polling	1,652.69	10,260.00	4,273.46	27,200.00	-61.33	-62.28
10.3 Technical, trade-related and other business services	311,955.83	1,936,644.00	332,534.61	2,116,540.00	-6.19	-8.50
10.3.1 Architectural, engineering, scientific and other technical services	55,476.17	344,400.00	28,517.47	181,510.00	94.53	89.74
10.3.2 Waste treatment and de-pollution, agricultural and mining services	19.33	120.00	78.56	500.00	-75.39	-76.00
10.3.3 Operating leasing services	18,176.34	112,840.00	15,503.85	98,680.00	17.24	14.35
10.3.4 Trade-related services	222.61	1,382.00	123.33	785.00	80.50	76.05
10.3.5 Other business services n.i.e.	238,061.38	1,477,902.00	288,311.40	1,835,065.00	-17.43	-19.46
11. Personal, cultural, and recreational services	34.48	214.00	201.11	1,280.00	-82.86	-83.28
11.1 Audiovisual and related services	2.42	15.00	169.69	1,080.00	-98.57	-98.61
11.1.1 Audiovisual services	1.61	10.00	168.90	1,075.00	-99.05	-99.07
11.1.2 Artistic related services	0.81	5.00	0.79	5.00	2.53	0.00
11.2 Other personal, cultural, and recreational services	32.06	199.00	31.42	200.00	2.04	-0.50
12. Government services, n.i.e.	38,975.88	241,965.00	68,172.63	433,910.00	-42.83	-44.24
12.1 Embassies and consulates	13,422.85	83,330.00	8,911.41	56,720.00	50.63	46.91
12.2 Military units and agencies	1,349.86	8,380.00	3,572.74	22,740.00	-62.22	-63.15
12.3 Other	24,203.17	150,255.00	55,688.48	354,450.00	-56.54	-57.61

* Provisional ** Revised

Note: 1. The data are presented as per BPM6(EBOPS 2010) classification aligned with IMTS 2010 classification

REGIONAL AND FIELD OFFICE OF PAKISTAN BUREAU OF STATISTICS

PUNJAB

Chief Statistical Officer,
Regional Office,
Pakistan Bureau of Statistics,
House NO.19-A, Sector-III,
Site-IV, Khayaban-e-Sir Syed,
Main Double Road,
Rawalpindi
Phone: 051- 9334799
Fax:

Statistical Officer (I/C),
Regional Office,
Pakistan Bureau of Statistics,
USAID Building,
Gurumangat Road,
Gulberg-III,
Lahore.
Phone & Fax:042-99263266
Email:lhrfbs@lhr.comsats.net.pk

Statistical Officer (I/C),
Regional Office,
Pakistan Bureau of Statistics,
House # 20, Block-T,
New Multan Colony, Rahim Chowk,
Masoom Shah Road,
Multan.
Phone & Fax:061-9330555
E-mail:muxfbs@brain.net.pk

Chief Statistical Officer,
Regional Office,
Pakistan Bureau of Statistics,
51-B, Satellite Town,
Gujranwala.
Phone & Fax: 055-9330618

Chief Statistical Officer,
Regional Office,
Pakistan Bureau of Statistics,
House # 04, Rehman Town,
Satyana Road,
Faisalabad.
Phone & Fax: 041-9330488
E-mail:fsdfbs@fsd.comsats.net.pk

Chief Statistical Officer,
Regional Office,
Pakistan Bureau of Statistics,
05, Aziz Park, Station Road,
Sargodha.
Phone:048-9230411

Chief Statistical Officer,
Regional Office,
Pakistan Bureau of Statistics,
9-A (Ground Floor), Block-X
Rafi Qamar Road, Satellite Town,
Bahawalpur.
Phone & Fax: 062-2503266

Statistical Officer(I/C),
Field Office,
Pakistan Bureau of Statistics,
Hasan Pura, Opp. Passport
Office, Kashmir Road,
Sialkot.
Phone & Fax: 052-3573581
E-mail:sktfbs@skt.comsats.net.pk

Statistical Officer(I/C),
Field Office,
Pakistan Bureau of Statistics,
House # 19/24, Street # 3,
Shadab Colony, Railway Line,
Near Govt. Primary School,
Jhang Saddar.
Phone & Fax: 047-9200194

Statistical Officer(I/C),
Field Office.
Pakistan Bureau of Statistics,
House No. 175/2, Gali No.2,
Near Allama Iqbal Park,
Lalazar Colony,
Vehari.
Phone & Fax: 067-3602079

Statistical Officer (I/C),
Field Office,
Pakistan Bureau of Statistics,
House No.3, Street No.2,
Dera Haji Zaman Khan Wala,
Near M.C.B. PAF Road,
Mianwali.
Phone: 0459-231626

Statistical Officer (I/C),
Field Office,
Pakistan Bureau of Statistics
House No.183, Block-C,
Khyaban-e-Sarwar,
Dera Ghazi Khan.
Phone: 064-2401850

Statistical Officer(I/C),
Field Office,
Pakistan Bureau of Statistics,
Main Bhatta Colony Road,
Rahim Yar Khan.
Phone & Fax: 068-5871754

Statistical Officer (I/C),
Field Office,
Pakistan Bureau of Statistics,
House # 43-B-7, Gulistan Colony,
Near Govt. Girls College,
Fateh Sher Road,
Sahiwal.
Phone: 040-9330242

Statistical Officer(I/C),
Field Office,
Pakistan Bureau of Statistics,
165-A, Qasim Road,
Bahawalnagar.
Phone & Fax: 063-9240049

SINDH:

Chief Statistical Officer,
Regional Office,
Pakistan Bureau of Statistics,
1-B, S.M.C.H. Society
Karachi.
Phone & Fax: 021- 99225214
Email:khifbs@khi.comsats.net.pk

Chief Statistical Officer,
Regional Office,
Pakistan Bureau of Statistics,
Bungalow # A-46,
G.O.R. Colony,
Unit # 1, Latifabad,
Hyderabad.
Fax & Phone: 022-9200641

Chief Statistical Officer,
Regional Office,
Pakistan Bureau of Statistics,
Bungalow No.A-11,
Sindhi Muslim Society,
Milifary Road, Near H.B.L.
Sukkur.
Phone & Fax: 071-5816566

Chief Statistical Officer,
Regional Office,
Pakistan Bureau of Statistics,
Building # 45/17, Ward "C",
Near Shah Latif Market,
Lohari Mohallah,
Larkana.
(Phone: 074-9410010)
Fax:074-4054438

Statistical Officer(I/C),
Field Office,
Pakistan Bureau of Statistics,
House # 180,
Um-e-Hain, Near satari
Cotton Factory, Ring Road
Mirpur Khas.
Phone & Fax: -0233-923096

Statistical Officer(I/C),
Field Office,
Pakistan Bureau of Statistics,
House No.111 & 124,
Sarfraz Shah Colony,
Nawabshah(Shaheed Benazerabad).
Phone & Fax: 0244-9370311

Statistical Officer(I/C),
Field Office,
Pakistan Bureau of Statistics,
House # 199 Marakhpur,
Opp. DHO Office,
Sehwan Road, Dadu Town,
Dadu.
Phone & Fax: 025-9200345

Statistical Officer(I/C),
Field Office,
Pakistan Bureau of Statistics,
G-Line, Near Wuba Masjid,
Jacobabad.
Phone : 0722-653403

KHYBER PAKHTOON KHWA

Chief Statistical Officer,
Regional Office,
Pakistan Bureau of Statistics,
State Life Insurance Building,
2nd Floor, 34-The Mall,
Peshawar Cantt.
Phone: 091-9213097
Fax – 091-9213098
E-mail:pshfbs@pes.comsats.net.pk

Chief Statistical Officer,
Regional Office,
Pakistan Bureau of Statistics,
Building #558-D,
Mohallah Ghazni Khel,
Bannu.
Phone & Fax: 0928-660268

Chief Statistical Officer,
Regional Office,
Pakistan Bureau of Statistics,
Azam House, Latifabad,
(B.A.N.R), Airport Road,
Mingora/Swat.
Phone: 0946-811206

Chief Statistical Officer,
Regional Office,
Pakistan Bureau of Statistics,
Bunglow No. 899,
Near Telenor Office,
Abbottabad.
Phone & Fax: 0992-9310231

Chief Statistical Officer,
Regional Office,
Pakistan Bureau of Statistics,
Bunglow No.B-90,
Lt. Zeeshan Shaheed Chowk,
Aziz Bhatti Road,
Dera Ismail Khan (CANTT).
Phone:0966-9280279

BALUCHISTAN:

Chief Statistical Officer,
Regional Office,
Pakistan Bureau of Statistics,
House No.102-F, Block-5,
Satellite Town,
Quetta.
Phone: 081-9211859
Fax:081-9211494

Statistical Officer(I/C),
Field Office,
Pakistan Bureau of Statistics,
Dak Khana Road, Near Civil Hospital,
Singani Sar,
Turbat.
Phone: 081-9211859
Fax:081-9211494

Statistical Officer (I/C),
Field Office,
Pakistan Bureau of Statistics,
Haroon Market,
Opp:Girls High School,
Hospital Road,
Khuzdar.
Phone & Fax: 0848-412760

Statistical Officer (I/C),
Field Office,
Pakistan Bureau of Statistics,
Building # 2-II/E,
Hazara Mohallah,
Loralai.
Phone & Fax: 0824-660560

NORTHERN AREAS:

Statistical Officer (I/C),
Field Office,
Pakistan Bureau of Statistics,
Haidar Pura, River View Road,
Gilgit.
Phone & Fax: 058-11920762

AZAD KASHMIR:

Chief Statistical officer,
Regional Office,
Pakistan Bureau of Statistics,
B-35, Upper Chatter Housing Scheme,
Opp, Ali Akbar Awan School,
Muzaffarabad.
Phone & Fax: 05822-923169

SELECTED PUBLICATIONS OF PAKISTAN BUREAU OF STATISTICS

01. **Monthly Bulletin of Statistics**
 02. **Review of Foreign Trade**
 03. **Pakistan Statistical Pocket Book**
 04. **Pakistan Statistical Yearbook**
 05. **Foreign Trade Statistics of Pakistan Imports (two volumes)**
 06. **Foreign Trade Statistics of Pakistan Exports (one volume)**
 07. **Labour Force Survey**
 08. **Brochure of National Accounts**
 09. **Pakistan Demographic Survey**
 10. **Census of Manufacturing Industries**
 11. **Survey of Small Household Manufacturing Industries**
 12. **Rent Survey of Dwellings**
 13. **Socio Economic Indicators at District Level
(Punjab, Sindh, Khyber Pakhtoon Khwa & Balochistan)**
 14. **Census of Private Educational Institutions in Pakistan**
 15. **Census of Software Industry and related services of Pakistan**
 16. **Supply & Use Table of Pakistan**
 17. **Mechanized Road Transport Survey**
 18. **Survey of Private Recreational, Cultural & Entertainment Services**
 19. **Survey of Private Laundry, Dry Cleaning & Dyeing Services**
 20. **Survey of Private Medical, Dental & Other Health Services**
 21. **Survey of Private Educational Services**
 22. **Pakistan, 2000 – An Official Hand Book on Statistics**
 23. **50 Years of Pakistan in Statistics (Four Volumes)**
 24. **Pakistan Social & Living Standard Measurement Survey National/Provincial**
 25. **Household Integrated Economic Survey (HIES) National/Provincial**
-

**SALE CENTERS WHERE PAKISTAN BUREAU OF STATISTICS
PUBLICATIONS ARE AVAILABLE**

ISLAMABAD

6 – Mauve Area, G-8/4.
Taleemi Chowk
Phone # 051 - 926 11 25
051 - 226 13 72

RAWALPINDI

NBF Book Shop
178-B, Sarwar Road,
Rawalpindi Cantt.
Phone # 051 – 927 25 30

WAH CANTT

NBF Book Shop
Central Library Premises
Phone # 051-931 40 04

LAHORE

NBF Book Shop
56/57 Shadman Colony,
Shadman Market,
Phone # 042 – 755 01 61 &
753 03 29
Fax # 042 – 758 77 35

FAISALABAD

NBF Book Shop
Shop No.10,
Hashmi Hall Shopping Centre,
University of Agriculture,
Phone # 041 – 264 81 79

MULTAN

NBF Book Shop
Plot # 4-5-6, M.D.A. Road,
Near Multan Art Council
Phone # 061 – 920 12 81

BAHAWALPUR

NBF Book Shop
Quaid-e-Azam Medical College,
Near Library.
Cell # 0301 – 724 76 13

PESHAWAR

NBF Book Shop
Phase-V, Sector B-2,
Plot No.36-37,
Hayatabad.
Phone # 091 – 589 27 44
921 72 73
Fax # 091 921 72 73

NBF Book Shop

48/D, F-6, Jamrud Road,
University Town,
Phone # 091 – 921 69 03
Fax # 091 – 921 69 04

BANNU

Old Municipal Library Premises,
Near to Qazi Muhib Stadium,
Cell # 0346 – 915 50 18

KOHAT

3rd Block, 1st Floor,
Distt. Govt. Complex

D.I. KHAN

NBF Book Shop
C/o. Executive Distt. Officer,
Literacy, Sports and Education,
Phone # 0961 – 928 01 29

ABBOTABAD

Public Library
1st Floor, Jalal Baba Auditorium,
Phone # 0992 – 931 02 91

KARACHI

National Book Foundation
(Regional Office)
Liaquat Memorial Library Premises,
Ground Floor, Stadium Road,
Phone # 021– 923 18 06 & 923 10 88
Fax # 923 10 89

HYDERABAD

NBF Book Shop
GOR Colony,
C-22, Latifabad No.1,
Phone # 022 – 931 08 92

JAMSHORO

Shop No.14, Liaquat University of
Medical & Health Science

NAWABSHAH

M.H. Khawaja DC High School,
Opp. NMC Hospital Road
Cell # 0301 – 389 58 46

SUKKUR

Public Library
Old Sukkur,
Phone # 071 – 562 51 03

LARKANA

NBF Book Shop
Chandka Medical College
Main Gate
Phone # 0741-941 02 29

JACOBABAD

Red Crescent Building,
Near T.B. Hospital
Phone # 0722 – 65 08 17

QUETTA

NBF Book Shop
3-7/5, Faiz Muhammad Road,
Phone # 081 - 920 15 70
Fax # 081 - 920 18 69

**PUBLISHED ON BEHALF OF NATIONAL BOOK FOUNDATION
PRINTED AT REPRODUCTION & PRINTING UNIT, PBS, KARACHI**