



# MONTHLY BULLETIN OF STATISTICS 2019

February

Government of Pakistan  
Ministry of Planning Development & Reform  
Pakistan Bureau of Statistics



PBS-22(02/2019) Vol. 67  
100



# **MONTHLY BULLETIN OF STATISTICS 2019**

**February**

**Government of Pakistan  
Ministry of Planning Development & Reform  
Pakistan Bureau of Statistics**

*Price Rs. 600.00*

# P R E F A C E

The Bulletin of Statistics, Monthly Publication of the Pakistan Bureau of Statistics provide important statistics in respect of social, economic and financial sectors of the economy at aggregate as well as sectoral levels. The Bulletin contains data relating to Population, National Accounts, Agriculture, Manufacturing, Prices, Balance of Payments, Public Finance, Education, Energy & Mining, Foreign Economic Assistance, Foreign Trade, Health, Insurance, Labour, Transport & Communication, Social & Culture ect. It also provides different types of indices on agriculture, manufacturing, prices, trade and labour productivity. Charts and graphs have also been provided to selected tables to make the data readily intelligible.

2. The Bulletin contains data on monthly and in some instances on annual basis. The annual data series are on fiscal year basis i.e. from July to June unless otherwise specified. Monthly data series of trade and industry are published with a time lag of 45 days required for data collection, compilation, cleaning, processing, tabulating and printing. Figures may not add up to the totals owing to rounding. Statistics that are compiled in the Pakistan Bureau of Statistics are presented without citation whereas those compiled by other agencies carry a source note below the tables.

3. Efforts have been made to produce this Bulletin as a comprehensive, informative and useful document for decision makers, researchers, planners, economists and other groups of beneficiaries. It is hoped that the users will find this Bulletin useful.

4. Suggestions for further improvement will be highly appreciated and welcomed.

**ZAFAR HASAN**  
Secretary

**ZAFAR HASAN**  
**Secretary**

Government of Pakistan  
Ministry of Planning  
Development & Reform

'P' Block,  
Pakistan Secretariat,  
Islamabad.

Tel : 051-9212831 - 9206444  
Fax: 051-9202704  
E-mail: [secretary@pc.gov.pk](mailto:secretary@pc.gov.pk)

**MR. MOHAMMAD SARWAR GONDAL**  
**Member (Resource Management)**

Government of Pakistan  
Pakistan Bureau of Statistics

Statistics House  
21-Mauve Area  
G-9/1  
Islamabad.

Tel : 051-9106652  
Fax: 051-9106518  
E-mail: [member\\_ss@gov.pk](mailto:member_ss@gov.pk)

**PAKISTAN BUREAU OF STATISTICS  
STATISTICS HOUSE, 21-MAUVE AREA  
G-9/1 - ISLAMABAD  
Website: [www.pbs.gov.pk](http://www.pbs.gov.pk)**

		<u>Office</u>	<u>Residence</u>
Dr. Bahrawar Jan	Deputy Director General	051-9106550 Fax:051-9106577	051-9101294
Mr. Ayazuddin	Deputy Director General	051-9106552	051-9242232
Mr. Ismail Khan	Deputy Director General	051-9106555 Fax:051-9106556	051-9101162
Mr. Khalid Hussain Bhatti	Deputy Director General	051-9106583	051-4440906
Mr. Ghulam Muhammad	Director	051-9106559	0300-9562558
Mr. Fazil Mehmood Baig	Director	051-9106575	0333-5159850
Mr. Shaukat Ali Khan	Director	051-9106557	--
Mr. Attiq-ur-Rehman	Director	051-9106553 Fax:051-9106546	0346-9579700 --
Mr. Munwar Ali Ghanghro	Director	051-9106554	0333-7145366
Mrs. Rabia Awan	Director	051-9106581	051-4444696
Mrs. Rizwana Siddique	Director	051-9106545	0333-5221042
Mr. Rizwan Bashir	Director	051-9106530	--

**TRAINING WING**

Syed Abdul Qader Shah	Director	051-9205390 Fax:051-9205390	--
-----------------------	----------	--------------------------------	----

**PAKISTAN BUREAU OF STATISTICS  
1-B, SINDHI MUSLIM COOPERATIVE HOUSING SOCIETY  
KARACHI – 74400  
E-mail: [khifbs@khi.comsats.net.pk](mailto:khifbs@khi.comsats.net.pk)**

Mr. Muhammad Ali Shaikh	Deputy Director General	021-99225205	--
Mr. Shaukat Zaman	Director	021-99225209 Fax:021-99225202	0300-5052450
Mr. Abrar Hussain	Director	021-99225217	--
Mr. Khawaja Mazhar Jamal	Joint Census Commissioner	021-99225210 Fax:99225219	0321-2516265

**PAKISTAN BUREAU OF STATISTICS  
USAID BUILDING GURU MANGAT ROAD  
GULBERG-III, LAHORE  
E-mail: [lhrfbs@lhr.comsats.net.pk](mailto:lhrfbs@lhr.comsats.net.pk)**

Mr. Rana Iqbal	Director	042-99263267 Fax:042-99263267	--
----------------	----------	----------------------------------	----

**(Regional Office) LAHORE**

Mr. Muhammad Shahid	Chief Statistical Officer	042-99263266 Fax:042-99263266	0345-4169987
---------------------	---------------------------	----------------------------------	--------------

**(Regional Office) KARACHI**

Mr. Faraz Muslim	Statistical Officer	021-99225214	0333-3028006
------------------	---------------------	--------------	--------------

**(Regional Office) PESHAWAR**

Mr. Hasan Khan	Chief Statistical Officer	091-9213097 Fax:091-9213098	0333-9117508
----------------	---------------------------	--------------------------------	--------------

**(Regional Office) QUETTA**

Mr. Ghulam Rasool	Chief Statistical Officer	081-9239804 Fax:081-9239804	--
-------------------	---------------------------	--------------------------------	----

**(Presentation, Reproduction & Printing) KARACHI  
[pbskarachipp@gmail.co](mailto:pbskarachipp@gmail.co)**

Mr. Shakeel Qadeer	Chief System Analyst	021-99225220	021-35836029
Mr. Abdul Haque	Chief Statistical Officer	021-99225215	--

# CONTENTS

**	<b>KEY INDICATORS</b>	III
1.	<b>BALANCE OF PAYMENT</b>	
1.1	Country wise Workers Remittances	01
1.2	Month wise Workers Remittances	04
1.3	Exchange Rates Pak. Rupees in Terms of one Unit of Foreign Currency	05
2.	<b>CLIMATE</b>	
2.1	Temperature at Selected Stations	07
2.2	Rainfall at Selected Stations	09
3.	<b>ENERGY &amp; MINING</b>	
3.1	Production of Crude Oil	11
3.2	Production of Natural Gas	15
3.3	Company Wise Production of Crude Oil and Natural Gas	20
3.4	Province Wise Production of Crude Oil and Natural Gas	20
3.5	Production of Crude Oil, Natural Gas and Electricity	21
3.6	Mineral Production	22
4.	<b>HEALTH</b>	
4.1(a)	Monthly Immunization Coverage Number of Doses Administered (0-11 month) Children	25
4.1(b)	Monthly Immunization Coverage Number of Doses Administered (12-23 months) Children	27
4.1(c)	Monthly Immunization Coverage Number of T.T Doses Administered to Women	28
4.2	Monthly Report of HIV Treatment Centre	29
4.3(a)	Registered Veterinary Medical Practitioner with PVMC	30
4.3(b)	Registered Animal Husbandry Graduate with PVMC	31
4.4	Tuberculosis Report (FTI)	32
5.	<b>MANUFACTURING</b>	
5.1	Quantum Index Numbers of Large-scale Manufacturing Industries	33
5.2	Production of Manufacturing Items	35
6.	<b>MONEY &amp; CREDIT</b>	
6.1	Reserve Money	49
7.	<b>PRICE</b>	
7.1	Price Indices (General) with Percentage Change	53
7.2	Combined Sensitive Price Indicator (SPI) by Quantile	54
7.3	Combined Consumer Price Index Numbers by Commodity Groups	55
7.4	Consumer Price Index Numbers by Major Groups and Selected Commodities	56
7.5	Combined Consumer Price Index Numbers by Quantile and Major Commodity Groups	58
7.6	Combined Consumer Price Index Numbers by Quantile, Major Commodity Group for Selected Cities	59
7.7	Combined Consumer Price Index Numbers by Income Group/City and Commodity Group for all Centres Covered in CPI	62
7.8	Index Numbers of Wholesale Prices by Commodity Groups	63
7.9	Index Numbers of Wholesale Prices by Commodities	64
7.10	Intercity Wholesale Prices of Selected Commodities	74
7.11	Intercity Consumer Prices	116

Contd.

<b>8.</b>	<b>PUBLIC FINANCE</b>	
8.1	Customs Revenue Receipts	173
<b>9.</b>	<b>SOCIAL</b>	
9.1	Data on Traffic Accidents	177
9.2	Data on Telecommunication	180
9.3	Visitors at Archaeological Museums in Pakistan	181
9.4	Visitors at Heritage Sites in Pakistan	182
<b>10.</b>	<b>TRADE</b>	
10.1	Value of Foreign Trade	183
10.2	Exports by Commodity/Group	184
10.3	Imports by Commodity/Group	186
10.4	Exports of Selected Commodities in Dollars	187
10.5	Exports of Selected Commodities in Rupees	189
10.6	Imports of Selected Commodities in Dollars	191
10.7	Imports of Selected Commodities in Rupees	193
10.8	Exports by Economic Categories (Summary)	195
10.9	Exports by Economic Categories (Details)	196
10.10	Imports by Economic Categories (Summary)	197
10.11	Imports by Economic Categories (Details)	198
10.12	Exports by Areas and Countries/Territories	274
10.13	Re-exports by Areas and Countries/Territories	278
10.14	Imports by Areas and Countries/Territories	280
10.15	Re-imports by Areas and Countries/Territories	285
10.16	Annual and Quarterly Terms of Trade and Unit Value Indices of Exports and Imports (1990-91=100)	287
10.17	Index Numbers of Unit Value of Exports by Groups (1990-91=100)	288
10.18	Index numbers of unit value of imports by groups (1990-91=100)	289
10.19	Index Numbers of Quantum of Exports by Groups (1990-91=100)	290
10.20	Index Numbers of Quantum of Imports by Groups (1990-91=100)	291
10.21	Trade in Services (Summary)	292
10.22	Export of Services by Sector (Detail) Monthly	293
10.23	Import of Services by Sector (Detailed) Monthly	295
10.24	Import of Services by Sector (Detailed) Monthly	297
10.25	Import of Services by Sector (Detail) (Cumulative)	299

**Regional and Field Offices of Pakistan Bureau of Statistics**

**Symbols, Abbreviations and Conversions**

**Selected Publications of Pakistan Bureau of Statistics**

**Sale Centres where PBS Publications are available**

---

# KEY INDICATORS

## YEARLY

### ECONOMIC INDICATORS

(2017- 2018)

1	Inflation	3.92%
2	Balance of Trade	(-) \$ 37.583billion
3	Value of Exports	\$ 23.212 billion
4	Value of Imports	\$ 60.795 billion
5	Total Workers Remittances	\$ 19622.7 million
6	Reserve Money	Rs.4387828 million
7	Currency in Circulation	Rs.5484630 million
8	Consumer Price Index (CPI with Base 2007-2008)	220.62
9	Agricultural Sector Growth (P)	3.81%
10	Industrial Sector Growth (P)	5.80%
11	Services Sector Growth (P)	6.43%
12	GDP Growth Rate at Constant Basic Prices (Real) (P)	5.79%
13	GNI Growth Rate at Constant Prices (P)	5.33%
14	Per Capita Income (P)	\$ 1640
15	Large Scale Manufacturing Sector (LSMI) Growth	5.38%
16	Quantum Index Number (LSMI with Base 2005-2006)	147.07
17	Imports Duty	Rs.66440.72 million
18	Exports Duty	Rs.180.29 million
19	Foreign Exchange Reserves	\$ 17550 million
20 *	Overall Balance of Payment Surplus/Deficit	\$ -12439 million

### SOCIAL INDICATORS

1 **	Population (2017)	207.774520 million
	Male	106.49 million
	Female	101.31 million
2	Natural Growth Rate (PDS- 2007)	1.88%
3 **	Population Growth Rate (2016)	1.89%
4	Dependency Ratio (PDS-2007)	81.5
5 ***	Mean Size of Household (2012-13)	6.3

\* BOP as per BPM6 in million USD.

\*\* Economic Survey

\*\*\* PSLM Survey



## IV

### MONTHLY ECONOMIC INDICATORS

#### December, 2018

1	Value of Exports	\$ 2072.380 million
2	Value of Imports	\$ 4404.819 million
3	Balance of Trade	(-)\$ 2332.439 million

#### January, 2019

1	Growth in Quantum Index Manufacturing (LSMI)	-2.30%
2	Quantum Index of Manufacturing (LSMI with Base 2005-2006)	139.98
3	Consumer Price Index (CPI with Base 2007-08)	236.11
4	Wholesale Price Index (WPI with Base 2007-08)	247.21
5	Sensitive Price Indicator (SPI with Base 2007-08)	221.05
6	Growth Rate	
	A. CPI	1.00%
	B. WPI	0.21%
	C. SPI	0.61%
7	Exports Duty	Rs.38.84 million
8	Imports Duty	Rs.48866.66 million
9	Reserve Money	Rs.5748763 million
10	Currency in Circulation	Rs.4661317 million
11	Exchange Rate of Pak Rupees in terms of one unit US Dollar	1 \$ =Rs.138.6951
12	Total Workers Remittances (including Hajj & War Compensation)	\$1743.25 million

---

Source: i) Pakistan Bureau of Statistics.  
ii) State Bank of Pakistan.  
iii) Economic Survey of Pakistan.

## 1. BALANCE OF PAYMENT

### 1.1 Country Wise Workers Remittances (Including Hajj and War Compensation)

(Provisional)  
(Million US Dollars)

Item	Jan, 2018	Feb, 2018	Mar, 2018	Apr, 2018
I. Cash	1638.72	1450.17	1772.77	1650.59
1 USA	223.94	207.27	236.17	240.39
2 UK	235.10	201.01	244.20	232.58
3 Saudi Arabia	383.91	348.31	427.62	399.56
4 UAE	351.58	332.18	420.24	358.28
Dubai	255.02	246.04	310.18	252.01
Abu Dhabi	92.75	82.59	106.11	103.31
Sharjah	3.51	3.31	3.69	2.56
Other	0.30	0.24	0.26	0.40
5 Other GCC Countries	186.33	149.40	183.79	167.68
Bahrain	38.38	19.80	23.92	22.79
Kawait	63.26	54.27	67.01	64.28
Qatar	30.78	24.41	32.70	29.90
Oman	53.91	50.92	60.16	50.71
6 EU Countries	56.40	48.65	58.89	54.74
Germany	12.56	10.84	11.54	10.32
France	4.74	4.37	4.80	4.37
Netherland	0.64	0.59	0.72	0.56
Spain	11.69	7.94	11.38	10.24
Italy	7.83	6.50	8.76	7.80
Greece	2.62	2.45	2.70	2.97
Sweden	1.75	1.52	1.68	1.56
Denmark	1.51	1.02	1.20	1.14
Ireland	11.56	12.07	14.44	14.13
Belgium	1.50	1.35	1.67	1.65
7 Malaysia	0.00	94.24	116.09	110.07
8 Norway	3.69	3.37	3.70	5.13
9 Switzerland	2.31	2.14	2.50	1.86
10 Australia	20.63	16.57	17.80	16.66
11 Canada	19.16	16.56	18.36	17.64
12 Japan	1.44	1.60	1.79	5.89
13 Other Countries	154.23	28.87	41.62	40.11
II. Encashment and Profit in Pak. Rs. of Foreign Exchange Bearer Certificates(FEBCs) and Foreign Currency Bearer Certificate(FCBCs)	0.00	0.00	0.00	0.00
<b>TOTAL ( I + II )</b>	<b>1638.72</b>	<b>1450.17</b>	<b>1772.77</b>	<b>1650.59</b>

**1.1 Country Wise Workers Remittances  
(Including Hajj and War Compensation)**

(Provisional)  
(Million US Dollars)

Item	May, 2018	Jun, 2018	Jul, 2018	Aug, 2018
I. Cash	1771.24	1594.41	1981.73	2089.41
1 USA	276.55	248.79	291.87	330.40
2 UK	254.31	245.10	298.51	294.90
3 Saudi Arabia	432.05	336.61	437.48	465.53
4 UAE	369.92	340.55	446.25	473.11
Dubai	258.13	237.24	310.09	321.51
Abu Dhabi	107.96	100.01	132.07	146.95
Sharjah	3.33	2.84	3.76	3.99
Other	0.50	0.46	0.33	0.65
5 Other GCC Countries	178.96	163.53	199.30	193.17
Bahrain	25.16	22.02	28.78	28.33
Kawait	66.16	63.72	75.80	70.65
Qatar	34.94	28.72	39.97	34.69
Oman	52.70	49.07	54.76	59.50
6 EU Countries	60.31	62.14	64.96	59.69
Germany	10.65	12.17	11.71	12.92
France	4.67	4.87	5.26	5.56
Netherland	0.83	0.63	0.52	0.65
Spain	12.24	12.10	15.76	14.68
Italy	8.68	9.39	11.75	11.19
Greece	3.21	3.39	3.79	4.77
Sweden	1.78	1.59	1.48	1.75
Denmark	1.34	1.09	1.17	1.49
Ireland	15.24	15.39	11.83	4.86
Belgium	1.67	1.52	1.69	1.81
7 Malaysia	117.66	100.10	140.73	148.74
8 Norway	4.20	4.42	4.05	4.27
9 Switzerland	2.20	2.18	2.41	3.30
10 Australia	20.73	18.52	20.00	21.68
11 Canada	20.88	19.13	16.60	21.31
12 Japan	1.79	1.53	1.58	1.75
13 Other Countries	31.68	51.81	57.98	71.56
II. Encashment and Profit in Pak. Rs. Of Foreign Exchange Bearer Certificates(FEBCs) and Foreign Currency Bearer Certificate(FCBCs)	0.00	0.00	0.00	0.00
<b>TOTAL ( I + II )</b>	<b>1771.24</b>	<b>1594.41</b>	<b>1981.73</b>	<b>2089.41</b>

Contd.

### 1.1 Country Wise Workers Remittances (Including Hajj and War Compensation)

(Provisional)  
(Million US Dollars)

Item	Sep, 2018	Oct, 2018	Nov, 2018	Dec, 2018	Jan, 2019
I. Cash	1486.47	2060.37	1664.01	1748.78	1743.25
1 USA	240.49	325.19	268.32	276.30	272.32
2 UK	216.75	322.30	246.78	267.89	295.13
3 Saudi Arabia	360.16	494.53	395.12	414.84	403.92
4 UA	308.13	419.41	350.35	351.34	352.12
Dubai	206.55	281.20	232.81	228.38	225.94
Abu Dhabi	98.36	134.05	113.76	119.15	121.56
Sharjah	2.88	3.77	2.60	2.24	2.65
Other	0.34	0.39	1.18	1.57	1.97
5 Other GCC Countries	134.49	200.87	153.51	174.52	166.50
Bahrain	21.61	31.91	23.77	28.30	27.24
Kawait	46.99	70.67	53.32	61.43	56.83
Qatar	23.00	34.92	29.82	31.56	30.20
Oman	42.89	63.37	46.61	53.22	52.24
6 EU Countries	41.14	57.42	42.22	47.48	42.89
Germany	9.18	10.49	9.32	11.87	10.31
France	4.33	5.07	4.22	4.65	4.67
Netherland	0.45	0.60	0.48	0.55	0.47
Spain	9.45	19.01	9.25	10.58	8.42
Italy	7.13	9.19	7.11	8.59	7.88
Greece	3.72	4.01	3.86	4.12	3.35
Sweden	1.24	1.50	1.27	1.30	1.52
Denmark	1.12	1.46	1.20	0.90	1.49
Ireland	3.04	4.33	3.93	3.25	2.90
Belgium	1.46	1.76	1.58	1.66	1.89
7 Malaysia	105.75	142.49	120.34	129.36	120.21
8 Norway	3.08	4.09	3.12	3.11	3.49
9 Switzerland	2.99	2.45	2.69	2.75	1.72
10 Australia	16.24	25.42	22.41	21.93	19.20
11 Canada	14.69	19.76	16.07	15.45	15.99
12 Japan	1.12	1.80	1.33	1.64	1.30
13 Other Countries	41.45	44.64	41.74	42.19	48.44
II. Encashment and Profit in Pak. Rs. of Foreign Exchange Bearer Certificates(FEBCs) and Foreign Currency Bearer Certificate(FCBCs)	0.00	0.00	0.00	0.00	0.00
<b>TOTAL ( I + II )</b>	<b>1486.47</b>	<b>2060.37</b>	<b>1664.01</b>	<b>1748.78</b>	<b>1743.25</b>

Note: Item has been revised / extended by the State Bank of Pakistan.

Source: State Bank of Pakistan.

## 1.2 Month Wise Workers Remittances

(Million US \$)

Monthly Cash Inflow (Including Foreign Exchange Bearer Certificates & Foreign Currency Bearer Certificates)	2017-18	2016-2017	YOY growth (percent)	
			2017-18	2016-17
July.	1541.67	1360.28	13.33	-18.23
Aug.	1,954.46	1767.73	10.56	15.75
Sep.	1,293.88	1,612.36	-19.75	-9.17
Oct.	1,654.45	1,561.02	5.99	1.29
Nov.	1,576.72	1,618.35	-2.57	3.40
Dec.	1,723.57	1,585.37	8.72	-1.90
Jan.	1,638.72	1,488.37	10.10	1.50
Feb.	1,450.17	1,417.06	2.34	-6.89
Mar.	1,772.77	1,694.49	4.62	-0.97
Apr.	1,650.59	1,538.94	7.25	-7.09
May.	1,771.24	1,867.15	-5.14	3.76
Jun.	1,594.41	1,840.28	-13.36	-11.23
Jul.- Jun.	19,622.65	19,351.40	1.40	-2.84
Monthly average for period Jul.- Jun.	1,635.22	1,612.62	3.00	-0.59
Monthly Cash Inflow (Including Foreign Exchange Bearer Certificates & Foreign Currency Bearer Certificates)	2018-19	2017-18	YOY growth (percent)	
			2018-19	2017-18
July.	1981.73	1541.67	28.54	13.33
Aug.	2,089.41	1,954.46	6.90	10.56
Sep.	1,486.47	1,293.88	14.88	-19.75
Oct.	2,060.37	1,654.45	24.54	5.99
Nov.	1,664.01	1,576.72	5.54	-2.57
Dec.	1,748.78	1,723.57	1.46	8.72
Jan.	1,743.25	1,638.72	6.38	10.10
Feb.		1,450.17		2.34
Mar.		1,772.77		4.62
Apr.		1,650.59		7.25
May.		1,771.24		-5.14
Jun.		1,594.41		-13.36
Jul.- Jan	12,774.02	19,622.65		1.40
Monthly average for period Jul.- Jan	1,824.86	1,635.22		-44.00

### 1.3 Exchange Rates Pak. Rupees in Terms of One Unit of Foreign Currency

S. No.	Country/ Organization	Currency	Jan., 2018	Feb., 2018	Mar., 2018	Apr., 2018	May, 2018
1	Australia	Dollar	87.7399	86.9858	87.0416	88.7700	86.8406
2	Bahrain	Dinar	292.0500	292.0774	296.5645	305.2269	305.1128
3	Canada	Dollar	88.7873	87.9093	86.7758	90.6755	89.7153
4	China	Yuan	17.1870	17.4866	17.7630	18.3511	18.1258
5	Denmark	Krone	18.0969	18.3402	18.6014	19.0616	18.3316
6	E.M.U.	Euro	134.4908	136.3667	138.2193	141.7252	136.3883
7	Hong Kong	Dollar	14.1483	14.1428	14.3350	14.7355	14.7274
8	I.M.F.	SDR	159.018	160.4749	162.8446	167.6850	164.6715
9	India	Rupee	1.7372	1.7181	1.7240	1.7608	1.7134
10	Japan	Yen	0.9944	1.0245	1.0561	1.0732	1.0525
11	Kuwait	Dinar	367.5383	368.678	374.7682	385.1682	383.0230
12	Malaysia	Ringgit	27.9498	28.2601	28.7772	29.7433	29.1716
13	Newzeland	Dollar	80.1023	80.7555	81.4979	83.7360	80.2718
14	Norway	Krone	13.9671	14.1199	14.462	14.7503	14.2775
15	Oman	Riyal	287.0898	287.0450	291.8225	300.1124	300.0466
16	Qatar	Riyal	30.3563	30.356	30.8702	31.7349	31.7414
17	Singapore	Dollar	83.5317	83.7227	85.2945	87.8001	86.2107
18	Sweden	Krona	13.7421	13.7593	13.6359	13.6971	13.1978
19	Switzerland	Franc	114.7326	118.2393	118.3431	119.3386	115.7219
20	Saudi Arabia	Riyal	29.4522	29.2115	29.9018	30.7909	30.7875
21	U.A.E.	Dirham	30.0735	30.0790	30.5298	31.4397	31.4370
22	U.K.	Sterling (Pound)	152.3192	154.3441	156.4426	162.5264	155.4005
23	U.S.A.	Dollar	110.403	110.4342	112.0688	115.4216	115.4469

Contd.

### 1.3 Exchange Rates Pak. Rupees in Terms of One Unit of Foreign Currency

S. No.	Country/ Organization	Currency	Jun., 2018	July, 2018	Aug., 2018	Sep., 2018	Oct., 2018	Nov., 2018	Dec., 2018	Jan., 2019
1	Australia	Dollar	89.1900	92.0327	90.7433	89.2059	92.6783	96.7086	99.3191	99.0532
2	Bahrain	Dinar	313.2646	327.3861	327.1277	328.1612	344.4218	353.2416	368.0925	366.7209
3	Canada	Dollar	90.6325	94.6247	94.9883	95.0455	100.2901	101.21583	103.0581	104.1793
4	China	Yuan	18.3859	18.5468	18.0941	18.1132	18.8544	19.2512	20.0971	20.4427
5	Denmark	Krone	18.6794	19.5194	19.2181	19.4065	20.1352	20.3735	21.1373	21.2391
6	E.M.U.	Euro	138.8810	145.2370	142.9756	144.4933	149.7243	151.6553	157.3449	158.3463
7	Hong Kong	Dollar	15.1877	15.8735	15.8021	15.8526	16.6787	17.0868	17.7367	17.6981
8	I.M.F.	SDR	169.1380	175.6920	172.9966	173.9472	182.4621	185.4778	192.0806	193.4625
9	India	Rupee	1.7644	1.8200	1.7825	1.7175	1.7826	1.8648	1.9584	1.9617
10	Japan	Yen	1.0814	1.1153	1.1133	1.109	1.1553	1.1776	1.2316	1.2734
11	Kuwait	Dinar	394.0972	411.7862	409.1632	410.075	430.4586	440.0111	456.0217	457.7750
12	Malaysia	Ringgit	29.7865	30.7857	30.2986	29.9929	31.4002	31.9347	33.2294	33.7184
13	Newzeland	Dollar	82.7231	84.5737	82.6614	81.7529	85.2873	90.4865	94.6007	93.9680
14	Norway	Krone	14.6967	15.3412	14.9053	15.0261	15.8424	15.7989	16.0875	16.2305
15	Oman	Riyal	309.1130	323.6928	322.0604	322.5792	339.0441	347.3837	360.4261	360.4485
16	Qatar	Riyal	32.7327	34.2479	34.0568	34.1128	35.8825	36.7481	38.1106	38.1066
17	Singapore	Dollar	88.2782	91.2221	90.4782	90.4507	94.5821	97.0951	101.0155	102.4251
18	Sweden	Krona	13.5402	14.1125	13.708	13.8421	14.4551	14.7667	15.3426	15.4520
19	Switzerland	Franc	120.1867	124.9566	125.1128	128.0997	131.2568	133.2836	139.4657	140.2429
20	Saudi Arabia	Riyal	31.7254	33.1663	33.0218	33.0959	34.7818	35.6034	36.9034	36.9839
21	U.A.E.	Dirham	32.3858	33.8594	33.7147	33.793	35.5127	36.3621	37.6865	37.7660
22	U.K.	Sterling (Pound)	157.9292	163.6617	159.467	161.6097	169.6111	172.2536	175.1532	178.6763
23	U.S.A.	Dollar	118.9055	124.3534	123.7896	124.0816	130.3831	133.5041	138.3928	138.6951

Note: Euro, a common currency of the 11 member countries of European Economic and Monetary Union (EMU) was introduced with effect from 1st January, 1999.

Source: State Bank of Pakistan.

## 2. CLIMATE

### 2.1 Temperature at Selected Stations

(In centigrade)

Stations	Murree		Rawalpindi/Islamabad		Jhelum		Lahore		Sargodha	
Height in meters above sea level	2167		507		232		213		187	
	Max.	Min.	Max.	Min.	Max.	Min.	Max.	Min.	Max.	Min.

Month:

May. 2017	23.8	13.8	36.0	20.2	39.2	23.9	38.9	25.9	38.9	24.9
Jun. 2017	24.3	15.1	36.0	22.8	38.2	24.9	36.9	26.2	38.3	26.3
July. 2017	22.9	15.8	34.3	24.4	36.0	26.3	35.6	27.0	36.5	27.6
Aug. 2017	23.2	15.4	33.6	23.4	35.3	25.9	35.4	26.8	36.9	27.7
Sep. 2017	22.8	13.8	33.5	20.4	35.6	23.6	35.0	24.1	35.4	24.5
Oct. 2017	22.7	12.5	32.1	14.5	34.5	18.2	34.2	20.8	34.4	20.4
May. 2018	23.0	13.2	34.9	21.4	38.9	22.8	39.3	25.9	38.3	24.0
Jun. 2018	25.9	16.7	38.9	26.4	40.5	27.4	38.4	27.3	38.7	27.2
July. 2018	23.2	16.0	34.8	24.3	35.8	26.7	34.5	26.5	35.6	26.8
Aug. 2018	23.1	16.8	33.5	24.3	35.7	26.5	35.9	28.1	37.1	28.6
Sep. 2018	22.5	14.6	32.9	21.4	35.5	23.9	34.7	25.3	36.8	25.3
Oct. 2018	19.3	9.6	28.7	13.0	32.6	16.7	32.1	19.9	32.5	19.1

Stations	Faisalabad		Multan		Bahawalpur		Hyderabad		Nawabshah	
Height in meters above sea level	183		122		116		40		37	
	Max.	Min.	Max.	Min.	Max.	Min.	Max.	Min.	Max.	Min.

Month:

May. 2017	39.8	26.1	41.4	28.4	41.9	26.4	42.0	26.1	44.6	26.0
Jun. 2017	38.4	26.8	38.9	28.1	39.2	27.6	39.2	27.7	43.6	27.9
July. 2017	37.1	28.0	38.5	29.6	39.3	28.7	36.6	26.9	40.6	27.4
Aug. 2017	37.2	27.6	37.5	28.7	38.1	27.9	36.4	26.1	40.4	26.9
Sep. 2017	36.0	24.3	36.7	26.3	37.6	24.9	36.4	24.4	38.6	25.2
Oct. 2017	34.9	19.9	35.4	20.6	36.4	19.6	38.6	22.5	40.0	20.0
May. 2018	39.4	25.0	40.1	26.0	40.2	25.4	43.0	26.0	45.7	27.0
Jun. 2018	39.1	27.3	41.1	29.3	40.9	28.5	39.8	26.8	44.2	27.6
July. 2018	36.4	27.2	38.5	29.9	38.6	28.3	37.3	26.4	41.2	27.5
Aug. 2018	37.2	28.3	37.3	29.0	37.9	27.9	35.6	25.0	40.3	26.5
Sep. 2018	36.1	25.0	36.3	26.5	36.6	25.0	36.4	23.2	39.8	24.4
Oct. 2018	32.4	18.7	33.6	20.3	34.4	18.8	37.5	21.3	38.3	19.4

Contd.



## 2.1 Temperature at Selected Stations

(In centigrade)

Stations	Jacobabad		Karachi A.P.		Peshawar		D.I.Khan		Saidu Sharif		Gilgit	
Height in meters above sea level	55		21		359		173		961		1459	
	Max.	Min.	Max.	Min.	Max.	Min.	Max.	Min.	Max.	Min.	Max.	Min.

Month:

May. 2017	45.0	28.3	36.1	27.8	37.8	24.4	41.4	24.7	34.0	17.8	31.2	13.8
Jun. 2017	43.2	29.7	36.2	29.3	38.1	25.9	40.5	25.7	35.9	21.2	33.9	16.2
July. 2017	40.0	29.8	33.1	27.7	36.4	26.8	39.1	26.5	34.2	22.3	34.3	19.2
Aug. 2017	38.5	28.8	33.7	27.1	35.5	25.7	39.3	27.1	34.1	20.6	N.R	N.R
Sep. 2017	37.4	26.0	34.4	26.2	35.3	23.0	37.7	23.9	32.7	16.2	N.R	N.R
Oct. 2017	36.4	20.7	36.6	23.5	32.6	18.9	35.5	19.5	30.8	12.2	N.R	N.R
May. 2018	44.2	27.8	38.7	27.7	34.6	21.6	40.1	24.3	30.5	15.4	28.0	12.4
Jun. 2018	45.6	29.0	35.4	28.8	39.9	26.5	41.6	27.5	35.7	18.5	34.0	16.6
July. 2018	41.3	28.6	33.8	28.1	36.7	24.6	39.6	27.4	33.3	20.8	34.7	18.7
Aug. 2018	38.7	27.2	31.9	26.3	36.2	25.6	40.3	28.3	34	20.8	36.6	18.3
Sep. 2018	36.9	25.9	32.7	25.5	35.8	22.2	38.5	25.0	32.4	17.0	31.6	13.2
Oct. 2018	35.1	20.0	36.9	23.0	29.7	14.0	33.8	18.1	26.7	9.6	24.0	5.1

Stations	Quetta (Samungli)		Zhub (Fortsandeman)		Khuzdar		Punjabur		Dalbadin	
Height in meters above sea level	1600		1405		1231		980		848	
	Max.	Min.	Max.	Min.	Max.	Min.	Max.	Min.	Max.	Min.

Month:

May. 2017	32.9	13.8	35.0	20.7	37.9	20.1	40.2	24.0	41.5	18.4
Jun. 2017	36.8	18.4	37.1	21.3	40.4	23.9	42.0	26.4	44.8	19.8
July. 2017	37.4	19.7	37.1	21.4	36.9	24.8	39.7	25.4	44.3	21.4
Aug. 2017	35.5	16.0	36.9	22.1	36.7	24.6	38.0	22.2	41.9	21.5
Sep. 2017	32.5	12.7	33.6	17.6	35.3	21.2	35.2	19.7	38.6	17.4
Oct. 2017	27.4	5.6	29.6	14.1	31.9	18.4	34.4	17.2	35.5	14.5
May. 2018	30.1	16.6	32.3	19.3	35.0	21.5	38.8	23.0	38.0	21.9
Jun. 2018	36.3	21.0	37.6	23.2	40.8	24.4	42.5	27.1	44.1	26.5
July. 2018	37.8	21.1	36.2	24.1	38.1	26	40.9	25.8	44.4	27.1
Aug. 2018	37.1	19.0	37.5	25.0	36.2	25.3	38.3	23.6	42.5	25.2
Sep. 2018	32.8	11.9	33.7	20.8	35.0	21.3	36.1	20.5	38.5	18.0
Oct. 2018	25.3	6.1	27.2	14.7	29.7	15.8	31.0	15.5	32.1	12.5

Source: Pakistan Meteorological Department, Karachi.

## 2.2 Rainfall at Selected Stations

(In millimeters)

Stations	Murree	Rawalpindi/ Islamabad	Jhelum	Lahore	Sargodha	Faisal- abad	Multan	Bahawal- pur	Hyder- abad	Nawab- shah	Jaco- abad
Height in meters above sea level	2167	507	232	213	187	183	122	116	40	37	55

Year/month

2013	1451.5	1732.0	924.0	1109.0	362.0	378.0	157.0	148.0	74.0	86.0	345.0
2014	1228.6	1139.0	939.3	800.6	401.3	401.8	247.3	67.9	25.4	67.0	21.3
2015	2416.8	1477.0	848.0	856.0	588.0	512.0	395.0	498.0	114.0	120.0	148.0
2016	1313.8	1044.0	890.0	801.0	744.0	427.0	196.0	112.0	166.0	143.0	46.0
2017	1351.5	974.2	998.4	628.1	502.9	327.6	237.9	143.9	121.8	98.5	79.0
May. 2017	29.0	21.0	31.7	9.9	46.0	2.0	0.0	17.0	0.0	0.0	11.0
Jun. 2017	212.8	145.9	87.2	201.2	52.0	77.2	81.7	66.1	14.0	24.0	9.2
July. 2017	209.6	284.6	259.3	149.1	89.3	92.0	29.8	25.6	27.0	26.1	15.0
Aug. 2017	262.8	160.8	311.9	70.3	116.6	37.6	56.2	0.0	70.0	43.0	0.0
Sep. 2017	56.4	92.0	66.1	52.2	69.4	49.6	12.2	8.0	Tr	2.0	Tr
Oct. 2017	13.0	7.0	0.0	0.0	0.0	0.0	0.0	0.0	0.0	0.0	0.0
May. 2018	89.5	39.8	35.3	10.8	32.0	13.0	6.6	8.0	0.0	0.0	0.0
Jun. 2018	90.6	68.4	44.3	115.6	80.0	125.3	14.0	19.0	1.0	Trace	5.0
July. 2018	455.3	373.6	206.2	341.7	258.3	123.8	1.4	57.0	1.0	2.0	0.0
Aug. 2018	179.9	532.5	263.6	25.8	8.9	15.0	26.2	11.0	3.8	2.7	0.0
Sep. 2018	93.2	105.0	36.2	25.3	18.0	33.0	0.0	0.0	3.0	0.0	0.0
Oct. 2018	94.3	31.0	10.4	0.0	6.0	1.0	0.0	0.0	Trace	0.0	0.0

Contd.

## 2.2 Rainfall at Selected Stations

(In millimeters)

Stations	Karachi Airport	Peshawar	D.I. Khan	Saidu Sharif	Gilgit	Quetta (Samungli)	Zhob (Fort sandeman)	Khuzdar	Punjgoor	Dalbadin
Height in meters above sea level	21	359	173	961	1459	1600	1405	1231	980	848

Year/month

2013	169.0	551.0	327.0	954.3	153.5	53.0	66.0	479.0	101.0	23.0
2014	30.7	326.3	249.7	660.0	107.0	97.0	173.7	201.9	61.8	17.3
2015	53.0	1387.0	477.0	1062.2	144.0	153.0	364.0	147.0	61.0	47.0
2016	168.0	355.0	271.0	221.3	142.2	89.0	167.0	41.0	45.0	41.0
2017	232.2	503.0	N.R	794.4	N.R	149.4	N.R	228.5	39.0	41.8
May. 2017	0.0	5.1	1.1	32.0	43.4	0.6	6.0	8.0	15.0	0.0
Jun. 2017	58.9	42.0	53.0	28.1	10.1	0.0	2.0	47.0	0.0	0.0
July. 2017	33.2	77.0	48.0	97.0	10.4	0.0	47.0	78.8	0.0	0.0
Aug. 2017	65.6	66.0	77.0	141.0	N.R	0.0	33.0	14.7	0.0	0.0
Sep. 2017	26.4	36.0	Tr	55.5	N.R	0.0	2.0	0.0	0.0	0.0
Oct. 2017	0.0	0.0	0.0	1.0	N.R	0.0	0.0	0.0	0.0	0.0
May. 2018	0.0	89.0	4.0	91.0	12.3	Tr.	10.0	0.5	0.0	1.6
Jun. 2018	Tr.	14.0	11.0	99.0	2.9	0.0	35.0	13.4	0.0	0.0
July. 2018	Tr.	122.0	25.0	175.0	17.7	0.0	32.0	46.0	4.0	1.0
Aug. 2018	0.8	24.6	Tr.	50.5	9.7	0.0	9.0	29.3	0.0	0.0
Sep. 2018	Tr.	19.0	Tr.	19.0	5.6	0.0	17.0	3.0	0.0	0.0
Oct. 2018	0.0	29.0	0.0	53.6	10.8	Tr.	0.0	0.0	0.0	0.0

N.R = Not received

TR = Trace (Rainfall less than 0.1 mm)

Source: Pakistan Meteorological Department, Karachi.

## ENERGY &amp; MINING

## 3.1 Production of Crude Oil

		Unit: Barrels							
Company	Field	July, 2018	Aug, 2018	Sep, 2018	Oct, 2018	Nov, 2018	Dec, 2018	July-Dec 2018 Total	
<b>PUNJAB</b>									
OGDCL	Bhalsyedon	304	326	338	335	474	417	2194	
	Chak Naurang	10165	11100	10800	10720	10355	10485	63625	
	Dakhni	18433	16131	12895	18525	18285	15910	100179	
	Dhodak	982	946	913	943	855	874	5513	
	Fimkassar	4960	4820	3990	4185	4050	4340	26345	
	Kal	4800	5122	11152	12055	12200	12710	58039	
	Missakiswal	1550	1445	1427	1368	1350	1445	8585	
	Rajian	54059	56020	53050	54270	55660	53060	326119	
	Soghri	3165	2464	1245	4745	3905	3905	19429	
	Sadkal	848	1360	1315	1492	1438	1561	8014	
OPL	Toot	7128	7123	6952	7177	6973	7421	42774	
	Sub-Total	106394	106857	104077	115815	115545	112128	660816	
	Bhangali	145	141	169	122	121	148	846	
	Dhurnal	1187	1785	1601	5936	6728	2252	19489	
	Ratana	5697	5326	5055	5092	4140	3651	28961	
	Sub-Total	7029	7252	6825	11150	10989	6051	49296	
	POL	Balkassar	10269	10118	9691	9395	9879	9973	59325
		Dhulian	4071	3483	3208	3576	3561	3413	21312
		Khaur	3211	719	2938	1758	1072	1970	11668
		Joyamir	1448	1079	1409	1262	1245	1267	7710
Jhandial		15081	13714	19603	27999	27358	27566	131321	
Minwal		2574	2655	2602	2685	1823	3473	15812	
Meyal		8488	8629	8162	8566	8205	8749	50799	
Pariwali		8673	8864	8773	8745	8399	8548	52002	
Pindori		5167	5030	4925	8567	5712	5634	35035	
Turkwal		799	747	717	706	683	680	4332	
MPCL	Sub-Total	59781	55038	62028	73259	67937	71273	389316	
	Ghuri	11413	11070	4830	-	0	0	27313	
	Halini	17000	16425	16098	16483	15573	15288	96867	
	Halini Deep	23680	23413	21712	21461	20343	20661	131270	
	Kalabagh	3593	3748	3351	3476	3268	3546	20982	
	Sub-Total	55686	54656	45991	41420	39184	39495	276432	
	PPL	Adhi	273536	265821	233639	302581	310184	309810	1695571
		Sub-Total	273536	265821	233639	302581	310184	309810	1695571
	DEWAN	Rodho Salsabil	1408	1099	1507	1737	1758	1762	9271
		Sub Total	1408	1099	1507	1737	1758	1762	9271
<b>Punjab Total</b>		<b>503834</b>	<b>490723</b>	<b>454067</b>	<b>545962</b>	<b>545597</b>	<b>540519</b>	<b>3080702</b>	
<b>SINDH</b>									
OPPL	Zamzama	6466	6719	6251	5967	5347	5198	35948	
	Sub-Total	6466	6719	6251	5967	5347	5198	35948	
UEPL	Aassu	5792	3774	0	610	4940	5280	20396	
	Ali	35	0	0	0	45275	0	45310	
	Bari	45719	43950	38736	37838	0	69402	235645	
	Bijoro	9762	5140	5031	4768	3504	3769	31974	
	Bukhari Deep	819	367	491	1021	2970	3065	8733	
	Bukhari North						527	527	
	Dabhi ( South)	13456	12481	12191	11893	540	9162	59723	
	Dabhi (North)	1161	0		2407	10325	0	13893	
	Gharo	79	324	341	1307	0	58	2109	
	Gomani					955	311	1266	
	Guni	464	92	16	598	496	0	1666	
	Gulsher	--	--	2383	0	0	42433	44816	
	Ghungthro	644	548	577	15346	28625	1153	46893	
	Hayat	439	24509	7811	460	1194	6255	40668	
	Halipota	12477	9210	8073	4192	8729	7299	49980	
	Hakro	0	19		7633	7724	0	15376	
Jabo	2042	2018	1920	0	0	1956	7936		

Contd.

## 3.1 Production of Crude Oil

		Unit: Barrels						
Company	Field	July, 2018	Aug, 2018	Sep, 2018	Oct, 2018	Nov, 2018	Dec, 2018	July-Dec 2018 Total
	Jagir	802			2032	1953	380	5167
	Jan	1295	1682	1769	0	0	1843	6589
	Kamal North	5266	6443	6173	1778	1835	4808	26303
	Khaskeli	3716	3670	3827	5099	4887	3941	25140
	Khaskeli Down Thrown	779	755	698	3827	3215	552	9826
	Khorewah	1758	2290	1214	675	587	546	7070
	Korai	317	179	85	1792	811	82	3266
	Kumbh	2887	2909	2912	38	50	3308	12104
	Laghari	1679	936		3049	3293	0	8957
	Lodano	425	376	296	0	0	382	1479
	Lodano Deep	1162	1120	937	380	323	1086	5008
	Mazari	24695	25020	23220	1106	923	46197	121161
	Meyun Ismail Deep	308	207	635	23038	22824	155	47167
	Meyun Ismail	1137	762	172	171	151	594	2987
	Maroja	---	---	---	---	532	1163	1695
	Missri	212	68	55	653	439	0	1427
	Mohano	11	11	551	4	0	0	577
	Mohri	2	29		331	0	0	362
	Muban	4258	4205	4603		0	4785	17851
	Murid	1828	2246	2172	4521	4126	1777	16670
	Naimat Basal 2X	684	534	556	1798	1990	128	5690
	Naimat Basal	21690			467	457	0	22614
	Naimat West	0	22139	21553	0	0	18879	62571
	North Akari	1167	1234	1220	17768	17862	1298	40549
	Paniro	958	1139	912	1316	1233	673	6231
	Piaro Deep	215	177	159	759	533	195	2038
	Rajani	19903	18853	18594	186	187	15134	72857
	Rahim 1 X	4531	6614	6517	17172	13811	101773	150418
	Rahim 2X	5722	5606	5525	74466	105573	0	196892
	Rahim North	119	103	99	4492	2679	108	7600
	Rawat	1594	1407	1477	83	95	871	5527
	Rawat North	3919	2364	1642	775	228	127	9055
	Roshnai	19343	13075	7796	1301	868	0	42383
	Sajan	939	1023	989	5034	2766	874	11625
	Saleh	16835	16535	16438	821	815	6890	58334
	Sukhi	37	51		13536	5984	0	19608
	Sukhi South	0	0	0	0	0	71983	71983
	Sakhi	1608	1767	1507	0	0	1385	6267
	Sakhi Deep	61	53	26	614	1111	0	1865
	Sonro	2563	2759	1331	13	0	23208	29874
	South Buzdar Deep	4583	4015	2872	2307	3888	1930	19595
	South Mazari	7614	7753	7553	2860	2615	8108	36503
	South Mazari Deep	13061	13966	13424	8832	8571	12433	70287
	Sohrab	0	0		13828	13126	0	26954
	Sohrab Deep	344	395	527	1691	1602	1842	6401
	Sheikhano	3860	3280	3014	3422	2862	2177	18615
	Sutiari Deep	7230	7141	6969	5761	5758	6068	38927
	Sumar Deep	811	974	938	694	1559	694	5670
	Salamat	5594	5736	5592	4613	4622	4471	30628
	Sahu			8	21	0	0	29
	Thebo	1131	872	1044	620	807	900	5374
	Tando Ghulam Ali	60	0	0	0	0	0	60
	Tangri	1438	1014	993	957	859	994	6255
	Tangri Deep	420	317	263	248	232	285	1765
	Turk	1530	2648	1702	2634	2557	2911	13982
	Turk Deep	133	485	301	374	594	627	2514
	Umer	37	44	71	208	75	66	501
	Warar	---	7	0	0	0	0	7
	Zaur	5193	5246	5861	6646	7238	7506	37690
	Sub-Total	300353	304666	264362	332884	374383	516807	2093455
OGDCL	Bobli	10095	10535	10380	16990	20230	19880	88110
	Chandio	93	93	59	62	55	53	415

Contd.

## 3.1 Production of Crude Oil

								Unit: Barrels
Company	Field	July, 2018	Aug, 2018	Sep, 2018	Oct, 2018	Nov, 2018	Dec, 2018	July-Dec 2018 Total
	Chutto	8635	8650	7020	6705	6635	6910	44555
	Chak 2	25174	25271	24256	24678	22163	22687.76	144229
	Chak 7A	1703	1705	1650	1705	1650	1570	9983
	Chak 63	353	0				0	353
	Chak 63 South East	9095	8969	8307	8329.82	7178	7033.46	48913
	Dars	13452	13392	12917	13130	10374	6318	69583
	Dars West	17788	17727	17151	17520	13896	10748	94830
	Dars Deep	4001	3956	3810	3885	3472	4282	23406
	Hakeem Daho	14367	14486	13905	14926.96	14727	15653.4	88066
	Nim	0	0	0	485	985	1275	2745
	Nur Baghla	1307	1796	1720	1720	1594	1492	9629
	Jakhro	376	354	359	327	325	327	2068
	Jarwar	2690	2100	2615	2740	2650	2680	15475
	Kunnar	64840	75361	103487	106021	94550	88295	532554
	Kunnar West	4011	4000	3896	3947	3666	4193	23713
	Kunnar South	5669	5418	5539	5673	5424	5749	33472
	Kunnar Pasakhi Deep	38934	39481	38484	39970	37489	42572	236930
	Lashari Centre	12235	12030	10685	10570	9405	9925	64850
	Lala Jamali	16925	16735	15283	15973.04	14517	14583.39	94016
	Moolan	2398	0			0	0	2398
	Missan	3075	3040	2875	2725	2675	2720	17110
	Norai Jagir	310	345	445	250	4233	0	5583
	Pali	5240	4240	3855	4125	0	2835	20295
	Pasaki	80770	81045	77435	79740	76480	48605	444075
	Pasaki North	21935	22295	21420	22115	20425	15270	123460
	Pasaki East	5275	5210	5069	5196	4964	5179	30893
	Pasaki North East	5600	5600	5460	5590	5450	3030	30730
	Qadir Pur	8520	7305	4826	9365	11245	12200	53461
	Resham	2466	2230	1500	1550	1500	1140	10386
	Shah	4112	4050	3952	4086	3934	4123	24257
	Sono	22765	22780	21060	13335	17770	15250	112960
	Tando Alam	16030	15885	13955	12895	12270	6610	77645
	Tando Allah Yar	10941	10932	10650	10553	8386	5899	57361
	Thora Deep	3192	3165	3060	3088	2983	3060	18548
	Thora	8635	8640	8235	8335	8255	8685	50785
	Unar	3443	3364	3143	3235	3139	3242	19566
	Sub-Total	456450	462185	468463	481541	454694	404075	2727408
PPL	Adam	2377	2175	2237	2377	2048	2054	13268
	Adam West	895	918	833	884	895	727	5152
	Kandh Kot	36	62	297	507	697	578	2177
	Kabir	3372	3247	3182	3967	3536	3533	20837
	Mazarani	307	297	281	289	323	352	1849
	Shahdad	3101	3389	3172	3494	3816	3361	20333
	Sharf	18741	18914	16951	19049	17115	18240	109010
	Sub-Total	28829	29002	26953	30567	28430	28845	172626
MPCL	Aqeeq	623	597	511	419	427	510	3087
	Mari	1543	1525	1243	1522	1432	1016	8281
	Sujjal	4084	4210	4054	3374	3386	4133	23241
	Sujawal	448	453	396	324	339	360	2320
	Sub-Total	6698	6785	6204	5639	5584	6019	36929
Eni(Pak)	Bhit	3067	3135	3557	4936	5158	4504	24357
	Badhra	2107	2261	2585	3738	3830	3286	17807
	Kadanwari	221	322	452	700	697	697	3089
	Sub-Total	5395	5718	6594	9374	9685	8487	45253
OMV	Latif	1212	911	1218	916	918	924	6099
	Miano	389	590	464	522	528	1012	3505
	Sub Total	1601	1501	1682	1438	1446	1936	9604
OMV Maurice	Mehar	9696	9218	8444	8852	8732	9674	54616
	Sofiya	17023	18968	16961	16180	14688	13310	97130
	Sub-Total	26719	28186	25405	25032	23420	22984	151746
	Sindh Total	832511	844762	805914	892442	902989	994351	5272969

Contd.

## 3.1 Production of Crude Oil

		Unit: Barrels						
Company	Field	July, 2018	Aug, 2018	Sep, 2018	Oct, 2018	Nov, 2018	Dec, 2018	July-Dec 2018 Total
<b>KPK</b>								
OGDCL	Chanda	73110	57950	68830	66833	67432	69825	403980
	Mela	53410	42805	47090	50620	48204	50280	292409
	Naspha	600170	594691	570686	582159	539799	529658	3417163
	Sub-Total	726690	695446	686606	699612	655435	649763	4113552
MOL	Makori	1161	1722	1651	2214	1050	2178.24	9976
	Makori Deep	45857	59499	56970	54018	52967	48139.13	317450
	Makori East	274904	335636	314475	337958	302808	301226.96	1867008
	Mamikhel	15338	15453	14259	14905	15076	17583.7	92616
	Manzalai	11325	11426	8926	8842	8725	7997.88	57241
	Maramzai	141541	147183	129097	147819	141567	144001.46	851208
	Mardankhel	95806	102934	118037	142889	113556	87439.36	660661
	Tolanj	838	708	613	628	585	612.41	3985
	Tolanj West	691	673	527	652	639	685.94	3868
	Sub-Total	587461	675234	644555	709925	636973	609865	3864013
	KPK Total	1314151	1370680	1331161	1409537	1292408	1259628	7977565
<b>BALUCHISTAN</b>								
OGDCL	Uch	1138	931	825	488	170	401	3953
	Sub-Total	1138	931	825	488	170	401	3953
MPCL	Zarghun South	133	149	131	149	147	163	872
	Sub-Total	133	149	131	149	147	163	872
PPL	Sui	450	899	904	1046	1378	1646	6323
	Sub-Total	450	899	904	1046	1378	1646	6323
	Balochistan Total	1721	1979	1860	1683	1695	2210	11148
<b>Pakistan TOTAL</b>		<b>2652217</b>	<b>2708144</b>	<b>2593002</b>	<b>2849624</b>	<b>2742689</b>	<b>2796708</b>	<b>16342384</b>

## 3.2 Production of Natural Gas

Unit: MMCFT

Company	Field	July, 2018	August, 2018	September, 2018	October, 2018	November, 2018	December, 2018	July-Dec 2018 Total
<b>PUBJAB</b>								
OGDCL	Bahu	10.50	8.02	6.77	7.09	7.44	9.30	49.12
	Bhalsyedana	2.06	2.38	2.12	1.83	2.19	2.19	12.77
	Dakhni	702.76	649.57	589.01	661.94	578.61	596.63	3778.52
	Dhodak	101.60	96.80	93.00	96.80	93.10	96.40	577.70
	Fimkassar	3.26	3.26	3.15	3.26	3.15	3.26	19.34
	Kal	0.00	0.00	0.00	1.30	1.34	1.35	3.99
	Missakiswal	3.60	3.60	3.45	3.54	3.42	3.37	20.98
	Nandpur/Panjpir	247.27	288.27	253.18	244.37	221.80	226.71	1481.60
	Rajin	24.42	25.56	24.43	23.97	22.84	23.19	144.41
	Sadkal	45.54	49.70	45.77	48.58	45.91	45.91	281.41
	Soghri	209.91	198.38	171.07	296.47	283.47	277.80	1437.10
	Toot	31.47	31.47	30.45	31.47	30.45	31.47	186.78
	Sub-Total	1382.39	1357.01	1222.40	1420.62	1293.72	1317.58	7993.72
OPL	Bhangali	0.34	0.35	0.40	0.32	0.30	0.38	2.09
	Dhurnal	12.47	14.43	13.42	18.19	19.13	16.12	93.76
	Ratana	152.32	146.32	139.63	135.81	112.27	117.23	803.58
	Sub Total	165.13	161.10	153.45	154.32	131.70	133.73	899.43
POL	Balkassar	1.14	1.13	1.09	1.02	1.06	0.99	6.43
	Dhulian	55.68	55.66	54.03	55.95	54.06	55.75	331.13
	Meyal	61.56	61.41	59.73	61.73	59.42	61.66	365.51
	Jhandial	203.19	185.00	204.09	286.43	264.49	254.55	1397.75
	Khaur	0.00	1.36	8.61	6.45	7.99	8.58	32.99
	Pariwali	104.82	106.43	106.41	111.45	106.57	109.95	645.63
	Pindori	18.04	17.84	17.03	27.55	20.00	18.62	119.08
	Turkwal	1.54	1.55	1.50	1.53	1.50	1.54	9.16
Sub Total	445.97	430.38	452.49	552.11	515.09	511.64	2907.68	
PPL	Adhi	2353.00	2283.00	1948	2261	2142	2235	13222.00
	Sub Total	2353.00	2283.00	1948.00	2261.00	2142.00	2235.00	13222.00
MPCL	Halini	16.18	15.92	14.86	15.51	14.88	14.73	92.08
	Halini Deep	44.52	44.51	42.17	41.02	39.32	39.28	250.82
	Kalabagh	126.10	138.96	128.26	131.54	123.02	126.24	774.12
	Sub Total	186.80	199.39	185.29	188.07	177.22	180.25	1117.02
DEWAN	Rodho(Salsabil)	225.09	191.77	246.08	257.23	246.582	252.11	1418.86
	Sub Total	225.09	191.77	246.08	257.23	246.58	252.11	1418.86
Punjab Total		4758.38	4622.65	4207.71	4833.35	4506.31	4630.31	27558.71
<b>SINDH</b>								
OPPL	Zamzama	1426.25	1454.74	1342.09	1329.23	1210.25	1191.60	7954.16
	Sub Total	1426.25	1454.74	1342.09	1329.23	1210.25	1191.60	7954.16
UEPL	Aassu	3.47	2.38	0.00	0.28	2.67	2.30	11.10
	Ali	93.25	80.32	72.25	74.69	68.35	68.62	457.48
	Babarki	12.85	14.48	5.32	0.02	0.00	0.00	32.67
	Bari	32.79	32.55	24.79	23.92	32.02	41.55	187.62
	Bhatti/Nakurji	7.53	13.51	1.62	0.99	0.95	1.56	26.16
	Bago					0.00	0.47	0.47
	Bijoro	2.05	1.42	1.76	1.98	1.51	1.85	10.57
	Bukhari Deep	77.53	82.13	94.48	77.97	71.64	79.18	482.93
	Bukhari North	0.00	0.00	0.00	400.23	271.61	163.00	834.84
	Chaman	17.16	9.29	7.70	8.65	7.92	7.92	58.64
	Dabhi North	1.10	1.80	1.05	0.02	0.00	0.00	3.97
	Dabhi South	2.98	5.89	3.33	7.43	5.14	0.92	25.69
	Gharo	0.13	0.23	0.19	0.60	0.31	0.00	1.46
	Ghungro	0.41	0.26	0.27	0.07	0.16	0.21	1.38
	Golarchi	1.60	7.50	0.83	1.62	3.83	4.71	20.09
Gomani	0.00	0.00	0.00	42.17	121.70	93.03	256.90	

Contd.



## 3.2 Production of Natural Gas

Unit: MMCFT

Company	Field	July, 2018	August, 2018	September, 2018	October, 2018	November, 2018	December, 2018	July-Dec 2018 Total
	Gulsher	--	--	0.28	1.34	3.39	5.45	10.46
	Guni	32.91	10.20	7.11	4.66	3.26	0.13	58.27
	Haider Deep	2.47	0.00	0.00	0.00	1.40	0.00	3.87
	Hakro	0.00	8.12	0.00	0.00	0.00	0.00	8.12
	Halipota	27.05	17.02	7.43	11.71	36.57	19.61	119.39
	Hayat	17.62	465.02	179.59	113.41	214.75	162.06	1152.45
	Jabo	2.69	2.72	2.64	2.79	2.67	2.61	16.12
	Jagir	0.12	0.00	0.00	0.00	0.00	0.41	0.53
	Jan	0.21	0.28	0.35	0.24	0.24	0.22	1.54
	Kamal North -1	16.54	23.67	22.81	21.64	22.49	19.38	126.53
	Kato	5.30	5.05	4.66	5.00	4.40	4.38	28.79
	Kausar	41.67	42.44	43.11	46.90	42.48	44.14	260.74
	Khaskheli	17.48	18.78	18.46	18.28	15.60	17.50	106.10
	Khaskheli Down Thrown	0.79	0.70	0.59	0.59	0.58	0.64	3.89
	Khorewah	90.22	63.28	57.49	62.35	59.08	59.48	391.90
	Khorewah Deep	2.50	2.31	1.88	2.11	2.75	3.94	15.49
	Korai	74.20	35.77	55.28	46.66	45.12	36.73	293.76
	Kumbh	4.03	3.99	3.90	3.59	1.44	2.60	19.55
	Laghari	1.95	1.64	0.00	0.00	0.00	0.00	3.59
	Lodano	5.12	5.63	5.26	5.67	5.18	5.61	32.47
	Lodano Deep	6.82	6.61	5.97	6.63	5.68	6.51	38.22
	Mazari	27.43	27.80	18.39	15.28	32.79	37.73	159.42
	Meyun Ismail Deep	18.71	15.19	14.95	13.36	10.20	11.87	84.28
	Missri	0.22	0.24	0.26	0.03	0.00	0.00	0.75
	Mohano	0.76	4.65	16.18	13.55	0.00	0.00	35.14
	Mohri	5.67	5.87	0.00	0.38	0.93	3.27	16.12
	Moroja	0.00	0.00	0.00	31.89	424.14	502.29	958.32
	Muban	2.91	2.73	2.78	2.80	2.59	2.70	16.51
	Matli	0.00	0.00	0.00	0.00	0.00	1.04	1.04
	Makhdoompur	0.00	0.00	0.00	0.00	0.00	11.84	11.84
	Murid	1.12	1.06	0.98	0.63	0.17	0.15	4.11
	Naimat Basal	47.47	45.37	41.92	43.11	41.01	55.14	274.02
	Naimat Basal 2X	8.05	6.97	6.10	6.25	5.79	1.78	34.94
	Naimat West	3196.77	3422.70	3277.73	3356.53	3294.67	3652.86	20201.26
	Nurpur Deep					0.00	0.98	0.98
	North Akri	0.25	0.20	0.13	0.26	0.26	0.28	1.38
	Paniro	2.27	2.45	1.67	1.58	1.54	1.77	11.28
	Piaro Deep	5.38	5.39	4.72	5.08	4.37	4.42	29.36
	Piaro Deep Basal	40.14	41.15	37.11	38.97	34.26	33.09	224.72
	Qasim Deep	23.42	23.85	24.23	26.36	12.59	12.76	123.21
	Rahim 1X	17.78	15.97	15.14	258.64	415.69	380.78	1104.00
	Rahim 2X	2.45	2.66	2.52	2.35	1.65	0.00	11.63
	Rahim North	3.99	3.98	3.95	2.93	4.36	4.29	23.50
	Rajani	5030.46	4545.29	4279.13	4728.65	4665.53	4771.54	28020.60
	Rawat	5.70	4.96	4.31	4.61	2.59	4.36	26.53
	Rawat North	5.55	5.07	5.21	4.85	4.33	0.47	25.48
	Roshnai	541.15	279.93	153.22	201.30	101.66	1.28	1278.54
	Sahu	--	--	0.04	0.11	0.00	0.00	0.15
	Sajan	183.07	237.88	227.40	194.21	185.05	167.37	1194.98
	Sakhi	6.70	8.22	9.34	3.84	4.33	5.17	37.60
	Sakhi Deep	22.27	17.56	20.32	15.10	14.64	19.84	109.73
	Salamat	995.10	914.21	959.45	973.48	944.32	100.15	4886.71
	Saleh	22.74	22.33	20.95	20.09	22.89	23.90	132.90
	Sheikhano	3.57	3.10	3.01	3.63	3.26	2.56	19.13
	Sohrab Deep	542.97	552.52	608.58	926.64	779.41	682.01	4092.13
	Sonro	13.22	12.15	2.03	3.54	5.39	12.15	48.48

Contd.

## 3.2 Production of Natural Gas

Unit: MMCFT

Company	Field	July, 2018	August, 2018	September, 2018	October, 2018	November, 2018	December, 2018	July-Dec 2018 Total
	South Buzdar	6.15	3.10	6.09	5.49	6.55	4.63	32.01
	South Buzdar Deep	70.71	34.89	22.94	14.68	17.35	12.30	172.87
	South Mazari	1.45	2.45	2.75	2.65	4.33	2.70	16.33
	South Mazari Deep	9.85	22.86	16.66	13.56	20.72	12.86	96.51
	Sukhi	68.65	31.28	0.00	0.00	0.00	0.00	99.93
	Sukhi South					0.00	11.58	11.58
	Sumar Deep	87.11	81.30	67.08	63.55	59.82	97.18	456.04
	Sutiari Deep	3055.21	3856.85	3859.76	4041.99	3926.45	4121.21	22861.47
	Tando Ghulam Ali	16.05	18.39	17.34	6.88	0.00	0.00	58.66
	Tangri	1.84	1.58	1.89	1.61	1.67	1.75	10.34
	Tangri Deep	7.21	7.29	6.15	4.27	3.89	4.78	33.59
	Tharo	55.28	53.96	49.02	51.72	46.22	45.74	301.94
	Tharo West	6.49	3.39	3.65	3.94	3.61	3.58	24.66
	Thebo	22.23	25.22	24.10	20.33	25.05	24.66	141.59
	Turk	46.59	45.84	42.28	48.40	36.93	51.09	271.13
	Turk Deep	91.60	89.66	93.41	91.89	85.44	89.17	541.17
	Umer	3.66	6.17	8.10	15.02	8.76	8.99	50.70
	Warar	0.00	13.72	9.53	2.74	2.04	4.45	32.48
	Zaur	10.30	9.94	9.61	10.31	9.03	9.01	58.20
	Zaur Deep	4.70	3.64	3.48	3.83	3.59	3.76	23.00
	Sub Total	14944.91	15507.97	14635.99	16297.10	16336.71	15876.00	93598.68
OGDCL	Bobi	173.60	173.60	165.85	184.54	189.40	192.20	1079.19
	Bahu	0.00	0.00	0.00	0.00	0.00	0.00	0.00
	Bhalsyedan	0.00	0.00	0.00	0.00	0.00	0.00	0.00
	Chanda	0.00	0.00	0.00	0.00	0.00	0.00	0.00
	Chak 2	613.57	616.21	591.67	612.51	533.25	532.88	3500.09
	Chak 63	7.03	0.00	0.00	0.00	0.00	0.00	7.03
	Chak 63 South East	72.18	72.60	76.05	82.28	74.60	72.23	449.94
	Chak 7A	13.93	13.68	12.75	12.58	11.45	11.56	75.95
	Chandio	17.36	14.67	10.48	12.40	10.87	9.28	75.06
	Chutto	309.31	300.58	233.09	216.78	210.09	215.80	1485.65
	Dachrapur	112.78	108.09	94.98	90.59	60.35	73.67	540.46
	Dars	191.35	181.63	171.15	165.79	132.68	87.84	930.44
	Dars Deep	223.75	218.42	203.97	207.29	181.10	189.00	1223.53
	Dhakni	0.00	0.00	0.00	0.00	0.00	0.00	0.00
	Dhodak	0.00	0.00	0.00	0.00	0.00	0.00	0.00
	Dars West	269.70	283.62	275.00	275.69	221.33	171.01	1496.35
	Fimkassar	0.00	0.00	0.00	0.00	0.00	0.00	0.00
	Hakeem Daho	260.78	262.31	257.94	267.57	288.86	313.49	1650.95
	Hundi/Sari	0.00	0.00	0.00	0.00	46.82	49.81	96.63
	Jakhro	41.81	40.29	40.28	37.95	37.26	46.33	243.92
	Kunnar	229.40	227.57	222.00	248.62	247.96	271.07	1446.62
	Kunnar Pasakhi Deep	3987.80	4078.17	3959.76	4180.76	3904.34	4205.51	24316.34
	Kunnar South	416.73	400.78	391.42	397.81	386.93	406.61	2400.28
	Kal	0.00	0.00	0.00	0.00	0.00	0.00	0.00
	Kunnar West	287.87	297.59	298.50	290.94	272.64	284.95	1732.49
	Loti	0.00	0.00	0.00	0.00	0.00	0.00	0.00
	Lala Jamali	260.10	261.63	241.51	255.11	255.94	264.32	1538.61
	Maru Reti	382.06	376.33	357.17	365.45	346.39	359.32	2186.72
	Moolan	51.05	0.00	0.00	0.00	0.00	0.00	51.05
	Mela	0.00	0.00	0.00	0.00	0.00	0.00	0.00
	Missakeswal	0.00	0.00	0.00	0.00	0.00	0.00	0.00
	Nim	---	---	---	15.85	20.34	32.79	68.98
	Noorai Jagir	31.29	31.14	29.26	16.16	0.00	0.00	107.85
	Nandpur/Panjpir	0.00	0.00	0.00	0.00	0.00	0.00	0.00
	Neshpa	0.00	0.00	0.00	0.00	0.00	0.00	0.00

Contd.

## 3.2 Production of Natural Gas

Unit: MMCFT

Company	Field	July, 2018	August, 2018	September, 2018	October, 2018	November, 2018	December, 2018	July-Dec 2018 Total
	Nur Baghla	133.21	188.15	188.50	196.00	178.00	176.85	1060.71
	Pirkoh	0.00	0.00	0.00	0.00	0.00	0.00	0.00
	Pasaki	20.62	20.62	19.95	20.62	19.95	20.62	122.38
	Pasaki East	275.30	265.98	256.40	261.63	250.80	257.45	1567.56
	Qadirpur	9084.38	7838.69	8243.28	8959.45	8487.72	8710.50	51324.02
	Resham	17.67	16.27	13.96	14.26	13.80	12.28	88.24
	Rajian	0.00	0.00	0.00	0.00	0.00	0.00	0.00
	Sari Hundi	19.00	53.14	54.67	30.57	0.00	0.00	157.38
	Sadkal	0.00	0.00	0.00	0.00	0.00	0.00	0.00
	Soghri	0.00	0.00	0.00	0.00	0.00	0.00	0.00
	Shah	342.90	337.96	325.43	330.10	317.67	325.67	1979.73
	Tando Allah Yar	259.25	279.93	280.40	286.56	246.64	227.88	1580.66
	Thora Deep	226.13	220.95	209.20	186.24	168.93	160.64	1172.09
	Toot	0.00	0.00	0.00	0.00	0.00	0.00	0.00
	Uch	0.00	0.00	0.00	0.00	0.00	0.00	0.00
	Unar	247.51	198.54	183.84	183.92	188.01	178.48	1180.30
	Sub Total	18579.42	17379.14	17408.46	18406.02	17304.12	17860.04	106937.20
PPL	Adam	127.00	125.00	117.00	129.00	110.00	107.00	715.00
	Adam West	448.00	460.00	385.00	454.00	447.00	450.00	2644.00
	Chachar	77.00	74.00	78.00	75.00	75.00	83.00	462.00
	Kabir	42.00	41.00	40.00	47.00	41.00	43.00	254.00
	Kandhkot	6798.00	6771.00	6765.00	6272.00	5727.00	5386.00	37719.00
	Mazrani	132.00	128.00	127.00	123.00	120.00	125.00	755.00
	Shahdad	329.00	329.00	313.00	350.00	371.00	337.00	2029.00
	Sharf	1520.00	1517.00	1403.00	1659.00	1676.00	1633.00	9408.00
	Sub Total	9473.00	9445.00	9228.00	9109.00	8567.00	8164.00	53986.00
MPCL	Aqeeq	89.64	87.75	81.12	80.63	75.92	76.90	491.96
	Kalabagh	0.00	0.00	0.00	0.00	0.00	0.00	0.00
	Koonj-1A	18.87	18.08	15.21	19.31	15.72	18.29	105.48
	Halini	0.00	0.00	0.00	0.00	0.00	0.00	0.00
	Halani Deep	0.00	0.00	0.00	0.00	0.00	0.00	0.00
	Mari	21056.27	21729.32	20847.82	21774.65	20909.23	21011.66	127328.95
	Sujawal	75.06	60.70	54.14	53.24	53.95	51.26	348.35
	Sujjal	471.37	466.99	448.57	450.69	433.21	445.42	2716.25
	Zarghum South	0.00	0.00	0.00	0.00	0.00	0.00	0.00
	Sub Total	21711.21	22362.84	21446.86	22378.52	21488.03	21603.53	130990.99
Eni (Pak)	Bhit	3351.94	3228.97	3066.35	3008.19	2900.98	2999.75	18556.18
	Badhra	2143.10	2073.13	2001.37	2014.33	1894.67	1916.86	12043.46
	Kadanwari	1141.88	1165.63	1751.88	1903.17	2091.42	2106.10	10160.08
	Sub Total	6636.92	6467.73	6819.60	6925.69	6887.07	7022.71	40759.72
OMV	Miano	1217.00	1204.00	1158.00	971.00	1104.00	1308.00	6962.00
	Latif	995.00	1053.00	984.00	1002.00	996.00	946.00	5976.00
	Sawan	1493.00	1486.00	1405.00	1423.00	1304.00	1305.00	8416.00
	Tajjal	48.00	46.00	39.00	37.00	35.00	36.00	241.00
	Sub Total	3753.00	3789.00	3586.00	3433.00	3439.00	3595.00	21595.00
OMV Maurice	Mehar	225.23	230.72	220.37	233.18	229.14	239.75	1378.39
	Mitha	---	---	---	---	---	270.68	270.68
	Sofiya	276.85	326.11	297.17	291.42	268.93	245.46	1705.94
	Sub Total	502.08	556.83	517.54	524.60	498.07	755.89	3355.01
PEL	Badar	475.00	433.12	537.23	538.92	524.32	564.78	3073.37
	Block-22	254.73	253.04	210.84	243.81	209.55	221.24	1393.21
	Sub Total	729.73	686.16	748.07	782.73	733.87	786.02	4466.58
POGC	Rehman	628.73	632.91	611.07	538.41	522.72	525.32	3459.16
	Rizq	468.96	486.92	468.19	451.32	467.96	462.47	2805.82
	Sub Total	1097.69	1119.83	1079.26	989.73	990.68	987.79	6264.98
	Sindh Total	78854.21	78769.24	76811.87	80175.62	77454.80	77842.58	469908.32

Contd.

## 3.2 Production of Natural Gas

Unit: MMCFT

Company	Field	July, 2018	August, 2018	September, 2018	October, 2018	November, 2018	December, 2018	July-Dec 2018 Total
<b>K.P.K.</b>								
OGDCL	Chanda	192.31	161.59	185.65	181.49	183.06	183.32	1087.42
	Nashpa	2793.89	2808.21	2743.82	2877.81	2797.16	2724.90	16745.79
	Mela	296.05	249.57	257.76	280.56	268.61	274.18	1626.73
	Sub Total	3282.25	3219.37	3187.23	3339.86	3248.83	3182.40	19459.94
MOL	Makori	19.21	29.33	28.48	28.89	13.71	23.39	143.01
	Makori Deep	153.56	199.24	190.77	180.89	177.37	180.16	1081.99
	Makori East	1977.65	2483.05	2359.86	2471.18	2207.36	2057.20	13556.30
	Mamikhel	665.68	656.19	595.75	634.72	597.08	650.49	3799.91
	Manzalai	816.14	814.95	622.12	621.15	622.86	577.76	4074.98
	Maramzai	4295.44	4306.58	3768.08	4283.95	4130.86	4254.15	25039.06
	Mardankhel	1180.43	1214.75	1345.23	1577.89	1259.74	930.30	7508.34
	Tolang	265.29	228.02	203.97	198.29	181.44	179.11	1256.12
	Tolanj West	325.08	321.66	265.24	305.16	293.81	297.47	1808.42
	Sub Total	9698.48	10253.77	9379.50	10302.12	9484.23	9150.03	58268.13
	KPK Total	12980.73	13473.14	12566.73	13641.98	12733.06	12332.43	77728.07
<b>BALUCHISTAN</b>								
OGDCL	Loti	762.42	771.23	746.55	735.03	754.86	831.83	4601.92
	Pirkoh	186.00	183.06	154.40	161.20	149.00	126.00	959.66
	Uch	13465.40	13644.50	13249.90	9708.74	5505.05	11823.75	67397.34
	Sub Total	14413.82	14598.79	14150.85	10604.97	6408.91	12781.58	72958.92
MPCL	Zarghum South	424.28	488.64	463.20	474.51	454.76	465.81	2771.20
	Sub Total	424.28	488.64	463.20	474.51	454.76	465.81	2771.20
PPL	Sui	12318.00	12220.00	11681.00	12368.00	11411.00	12170.00	72168.00
	Sub Total	12318.00	12220.00	11681.00	12368.00	11411.00	12170.00	72168.00
	Balochistan Total	27156.10	27307.43	26295.05	23447.48	18274.67	25417.39	147898.12
<b>Pakistan TOTAL</b>		<b>123749</b>	<b>124172</b>	<b>119881</b>	<b>122098</b>	<b>112969</b>	<b>120223</b>	<b>723093</b>

### 3.3 Company wise Production of Crude Oil and Natural Gas for the month of December, 2018

Name of Company	Crude Oil (US Barrels)	Number of Oil Fields	% Share in Total Production	Natural Gas (MMCFt)	Number of Gas Fields	% Share in Total Production
OGDCL	1166367	52	41.70	35141.60	48	29.23
PPL	340301	9	12.17	22569.00	10	18.77
MPCL	45677	9	1.63	22249.59	9	18.51
OPPL	5198	1	0.19	1191.60	1	0.99
UEPL	516807	66	18.48	15876.00	80	13.21
Eni(Pak)	8487	3	0.30	7022.71	3	5.84
OMV	1936	2	0.07	3595.00	4	2.99
OMV Maurice	22984	2	0.82	755.89	2	0.63
OPL	6051	3	0.22	133.73	3	0.11
POL	71273	10	2.55	511.64	7	0.43
Dewan	1762	1	0.06	252.11	1	0.21
MOL	609865	9	21.81	9150.03	9	7.61
PEL	-	-	-	786.02	2	0.65
POGC	-	-	-	987.79	2	0.82
<b>Total</b>	<b>2796708</b>	<b>167</b>	<b>100</b>	<b>120223</b>	<b>181</b>	<b>100</b>

### 3.4 Province wise Production of Crude Oil and Natural Gas for the month of December, 2018

Province	Crude Oil (US Barrels)	Number of Oil Fields	% Share in Total Production	Natural Gas (MMCFt)	Number of Gas Fields	% Share in Total Production
Punjab	540519	30	19.3	4630	26	3.9
Sindh	994351	122	35.6	77843	138	64.7
K.P.K	1259628	12	45.0	12332	12	10.3
Balochistan	2210	3	0.1	25417	5	21.1
<b>Total</b>	<b>2796708</b>	<b>167</b>	<b>100.0</b>	<b>120223</b>	<b>181</b>	<b>100.0</b>

Source: Directorate General of Petroleum concession  
M/O Petroleum & Natural Resources Islamabad.

## 3.5 Production of Crude Oil, Natural Gas And Electricity

Year	Month	Nuclear	Hydel	Thermal	Bagasse	Solar	Wind	Total Electricity Generation in (GWh)
2013-14		5090	32210	70485	100	---	265	108150
2014-15		5804	32867	70556	440	---	461	110128
2015-16		4602	34573	74697	632	207	791	115502
2016-17		6867	32132	81446	1011	654	1422	123532
2017-18		9849	27729	93545	1020	714	2124	134981
2018	Jul	849	3910	9662	92	62	429	15004*
	Aug	727	4508	9967	85	64	439	15790*
	Sep	768	4308	8324	93	64	342	13899*
	Oct	958	2408	7396	77	61	94	10994*
	Nov	887	3003	4912	43	48	127	9020*
	Dec	962	1347	5945	78	53	171	8556*

---

\*= Provisional

Source: i. Electricity Generating Establisher  
ii. CPPA Fuel Adjustment Documents available on NEPRA Website.

## 3.6 Mineral Production

Unit: M.T

Year	Month	Arg Clay	Brine	Barytes	Bauxite	Bentonite	Calcite	Chalk	China Clay	Coal	Copper Ore	Copper Blister	Chromite
2013-14		4934680	55175	133658	31156	40374	562	1005	16191	3340192	2919	8930	85585
2014-15		5097109	62301	118773	24689	23283	1694	515	18956	3407659	173	6718	101762
2015-16		5326563	60288	157858	57024	42038	1610	231	20726	3749312	0	2389	69333
2016-17		5954130	63795	91711	75375	42770	4448	0	28710	3953992	1065	20	105238
2017-18		6335680	63154	88847	146045	74268	1692	0	19483	4509739	926	0	97420
2018	Jul	435647	4816	15518	1877	1474	0	0	456	256195	0	0	28715
	Aug	492027	3900	11600	14831	2453	0	0	515	218701	0	0	26162
	Sep	516020	2574	5997	5064	1707	0	0	524	227624	0	0	27211
	Oct*	550631	3694	8228	8728	2715	0	0	1870	236423	0	0	34489
	Nov*	389246	3528	3823	5119	5292	0	0	1190	184945	0	0	34156
	Dec*	542986	4307	8140	18654	3245	0	0	830	198155	0	0	38553

\* = Provisional

Source: Provincial Directorates of Mines &amp; Minerals Punjab, Sindh, KPK, Balochistan &amp; FATA.

## 3.6 Mineral Production

Unit: M.T

Year	Month	Dolomite	Emerald (Unit: Gram)	Feld- spar	Fire Clay	Flourite	Fullers Earth	Garnet+ Garnet Shist	Granite	Gravel	Gypsum	Iron ore	Laterite	Lime Stone	Magnesite
2013-14		720633	906	92672	465251	7500	6397	---	34993	387971	1326437	197074	448898	38786733	3770
2014-15		222378	3152	38568	404945	5962	8005	---	42854	130365	1417007	328915	427129	40470356	4581
2015-16		666755	3105	316289	550977	9494	13601	75	52473	282645	1871716	432156	716265	46123367	35228
2016-17		301124	2293	273468	584478	2263	18417	286	93464	399920	2079629	501664	643655	52149137	19656
2017-18		488825	3658	151743	841680	2777	9188	527	65752	932792	2489451	677206	852171	70792933	23596
2018	Jul	42352	315	16563	54172	1230	1932	---	9355	73200	254586	66619	171493	5137883	3638
	Aug	35111	285	16015	53017	2086	705	60	9914	91330	188550	62573	46427	6261711	3972
	Sep	37786	455	21712	60281	912	1287	0	13805	61125	223068	33915	76103	6271415	4176
	Oct	26697	424	16711	65300	739	1890	0	7450	132150	236926	71262	44862	7491368	8767
	Nov	32242	440	19212	63655	630	2446	0	10590	57900	268859	65943	46164	6010231	9224
	Dec	29469	432	17961	58072	542	1780	0	8998	95000	243123	58324	77069	6776464	6316

\* = Provisional

Source: Provincial Directorates of Mines &amp; Minerals Punjab, Sindh, KPK, Balochistan &amp; FATA.



## 3.6 Mineral Production

Unit: M.T

Year	Month	Magnese	Marble	Nephrite	Ocher	Ordinary Sand	Ordinary Stone	Phosphate	Pumice	Quartz crystal, (Quartz+ Quartzite)	Rock Salt	Sand Stone
2013-14		5712	2919783	---	32634	3500	2895	101971	2074	92267	2220347	197511
2014-15		4890	2815621	1463	33909	2490	2155	84606	15	38117	2136361	136828
2015-16		70	4746638	1300	68352	12958	630	115140	2376	90588	3552948	52708
2016-17		1220	4906233	676	86080	54421	32572	61677	3060	98909	3534075	183549
2017-18		153	8812892	1935	76040	35150	89466	68541	3436	126324	3590511	2308854
2018	Jul	0	530553	92	8745	4300	300	3626	192	12249	317803	0
	Aug	0	485504	0	14296	4200	0	3560	81	13487	319502	0
	Sep	30	703105	92	9194	4200	250	7025	141	2328	394003	3382
	Oct	160	732325	92	5440	4200	0	8448	294	12989	353830	33701
	Nov	95	746855	92	6577	4200	0	7737	214	7659	322979	6813
	Dec	128	695093	92	7313	4200	0	8092	180	10324	354230	68241

Year	Month	Sea Salt/Lake Salt	Shale Clay	Serpentine	Silica Sand	Slate Stone	Soap Stone	Sulphur	Trona	Crude Oil (in 000 Barrels)	Natural Gas (in MMCFt)
2013-14		254985	4002008	95	297988	359569	89022	35672	810	31585	1493686
2014-15		205454	4012962	2235	267911	392818	116223	19730	360	34490	1465758
2015-16		219072	4176077	3892	387044	470829	125985	14869	1020	31652	1481551
2016-17		209126	3914902	6546	338457	587579	152279	23740	570	32269	1471854
2017-18		235497	4392160	609	375698	644313	141504	22040	350	32558	1458933
2018	Jul	13986	287864	194	24893	37124	6982	2121	10	2652	123749
	Aug	268129	447564	267	39338	17841	10207	1603	30	2708	124172
	Sep	16232	295568	67	42799	40987	12814	1682	10	2593	119881
	Oct	7939	379189	66	48768	52615	11791	1642	20	2850	122098
	Nov	6794	344976	69	34925	46801	12303	1662	40	2743	112969
	Dec	7367	359251	70	41033	49708	12047	0	30	2797	120223

\* = Provisional

Source for Crude Oil and Natural Gas: Directorate General of Petroleum Concession, (Petroleum Division) Ministry of Energy, Islamabad  
Source for all other minerals: Provincial Directorates of Mines & Minerals Punjab, Sindh, KPK, Balochistan & FATA.  
i) Directorate General of Petroleum concession

## 4. HEALTH

### 4.1(a) Monthly Immunization Coverage Number of doses administered ( 0-11 months )children during 2018

Month(s)	BCG	OPV-0	OPV-1	OPV-2	OPV-3	IPV
Jan	569368	494123	532721	486712	475187	454996
Feb	523662	456703	510107	476538	459745	450126
Mar	512757	455752	514958	491298	479182	467587
Apr	499391	438646	483729	472418	470411	461431
May	489791	443300	474331	456933	463165	451765
Jun	487687	448289	440482	425401	427222	420899
Jul	551794	507365	488340	436003	439976	488379
Aug	563067	502858	492074	447856	433911	490623
Sep						
Oct						
Nov						
Dec						
<b>Total</b>	<b>4197517</b>	<b>3747036</b>	<b>3936742</b>	<b>3693159</b>	<b>3648799</b>	<b>3685806</b>

---

 Contd.

**4.1(a) Monthly Immunization Coverage  
Number of doses administered ( 0-11 months )children during 2018**

Month(s)	Pentava- lent-1	Pentava- lent-2	Pentava- lent-3	Pneumo-1	Pneumo-2	Pneumo-3	Measles-1
Jan	532717	486605	472795	530660	485575	471735	430727
Feb	512479	479255	462986	511573	479270	461956	433689
Mar	516532	492783	480758	517069	493164	480794	465077
Apr	483037	472596	470907	483603	472250	469806	468504
May	473815	457403	462005	472318	456469	462047	468887
Jun	440472	425516	427419	440264	425042	426747	442889
Jul	435901	440827	487577	435425	438496	435510	476634
Aug	446314	433966	491356	447621	433688	430269	466096
Sep							
Oct							
Nov							
Dec							
<b>Total</b>	<b>3841267</b>	<b>3688951</b>	<b>3755803</b>	<b>3838533</b>	<b>3683954</b>	<b>3638864</b>	<b>3652503</b>

---

Source : National Institute of Health, Islamabad.

**4.1(b) Monthly Immunization Coverage  
Number of doses administered (12-23 Months ) children during 2018**

Month	BCG	OPV-1	OPV-2	OPV-3	Pentava- lent-1	Pentava- lent-2	Pentava- lent-3	Pneumo-1	Pneumo-2	Pneumo- 3	Measles-2
Jan	200	281	233	380	281	233	380	281	233	380	381538
Feb	0	281	233	380	281	233	380	281	233	380	392862
Mar	0	216	157	252	216	157	252	0	0	0	426923
Apr	0	312	268	239	312	268	239	0	0	0	437083
May	0	216	157	252	216	157	252	0	0	0	407104
Jun	0	337	297	281	337	297	281	0	0	0	418019
Jul	0	225	234	288	225	234	288	0	0	0	387770
Aug	0	312	267	276	312	267	276	0	0	0	378549
Sep											
Oct											
Nov											
Dec											
<b>Total</b>	<b>200</b>	<b>2180</b>	<b>1846</b>	<b>2348</b>	<b>2180</b>	<b>1846</b>	<b>2348</b>	<b>562</b>	<b>466</b>	<b>760</b>	<b>3229848</b>

BCG = Bacillus of Chalmette and Guerin  
OPV = Oral Polio Vaccine

Source : National Institute of Health, Islamabad.

**4.1( c ) Monthly Immunization Coverage  
Number of TT doses administered to women during 2018**

MONTH	Pregnant Women					Childbearing age women				
	TT1	TT2	TT3	TT4	TT5	TT1	TT2	TT3	TT4	TT5
Jan	382317	319363	14491	4454	1971	14832	8138	7380	2435	1102
Feb	393325	329799	15897	5012	2342	13928	9099	7472	2206	1013
Mar	401417	338781	15231	4105	1987	13208	8737	8102	2747	1348
Apr	397870	332961	15120	4371	2005	14567	8460	7513	2487	1106
May	402830	340565	13256	4107	2131	11846	8740	2228	2267	1102
Jun	384827	334439	12566	3628	1815	9786	7368	6881	1921	902
Jul	427940	341325	14140	3994	1934	1265	8638	5876	2819	1077
Aug	476098	413780	16671	4886	2926	1125	8375	6291	1799	1287
Sep										
Oct										
Nov										
Dec										
<b>Total</b>	<b>3266624</b>	<b>2751013</b>	<b>117372</b>	<b>34557</b>	<b>17111</b>	<b>80557</b>	<b>67555</b>	<b>51743</b>	<b>18681</b>	<b>8937</b>

TT = Tetanus Toxioid

Source : National Institute of Health, Islamabad.

### 4.2 Monthly Report on HIV Treatment Centres June, 2018

S. No	Centre Name	Male		Female		Children		Transgender		TOTAL	TOTAL on ART
		Total	On ART	Total	On ART	Total	On ART	Total	On ART		
<b>Federal</b>											
1	PIMS, Islamabad	2447	1321	446	327	59	43	15	8	2967	1699
<b>Punjab</b>											
2	CMH, Rawalpindi	110	109	0	0	0	0	0	0	110	109
3	Mayo Hospital, Lahore	1626	1226	151	123	6	1	44	21	1827	1371
4	Services Hospital, Lahore	463	245	187	111	0	0	2	2	652	358
5	Peaditric Unit, Services Hospital, Lahore	0	0	0	0	347	250	0	0	347	250
6	Shaukat Khanum Hospital, Lahore	325	296	203	174	16	5	0	0	544	475
7	Jinnah Hospital, Lahore	1480	945	310	213	0	0	63	41	1853	1199
8	DHQ Hospital, Sargodha	788	352	170	103	32	22	3	2	993	479
9	DHQ Hospital, D.G Khan	2227	1853	501	401	0	0	5	2	2733	2256
10	DHQ Hospital, Peaditric, D.G Khan	0	0	0	0	80	80	0	0	80	80
11	Allied Hospital, Faisalabad	1821	1622	225	215	0	0	4	4	2050	1841
12	Aziz Bhatti Hospital, Gujrat	1163	819	442	354	0	0	1	1	1606	1174
13	Civil Hospital, Multan	588	588	92	92	0	0	1	1	681	681
14	BB Shaheed Hospital Rawalpindi	347	147	12	7	0	0	27	16	386	170
15	DHQ Hospital Sheikhpura	88	87	13	13	0	0	1	1	102	101
16	Sheikh Zayed Hospital Rahim Yar Khan	279	225	37	28	7	4	0	0	323	257
17	Special Clinic Chiniot	12	12	6	6	0	0	1	1	19	19
18	Fountain House Lahore	2	0	0	0	0	0	11	6	13	6
19	THQ Hospital Kot Momin	123	88	177	124	22	6	0	0	322	218
20	ART Center Peads Kunja Gujrat	0	0	0	0	95	95	0	0	95	95
<b>Sindh</b>											
21	Civil Hospital, Karachi	5273	2977	486	396	27	0	142	98	5928	3471
22	Peaditric Unit, Civil Hospital, Karachi	0	0	0	0	231	182	0	0	231	182
23	Indus Hospital, Karachi	845	603	136	121	0	0	33	24	1014	748
24	Aga Khan Hospital, Karachi	58	45	14	13	0	0	0	0	72	58
25	Aga Khan Hospital, Peaditric, Karachi	0	0	0	0	73	57	0	0	73	57
26	ART Center Liyari Karachi	15	9	1	0	0	0	1	1	17	10
27	Chanka Medical College Hospital, Larkana	1671	1411	400	370	16	6	32	26	2119	1813
<b>Khyber Pakhtunkhwa</b>											
28	Hayatabad Medical Complex, Peshawar	1515	1403	464	448	64	60	22	22	2065	1933
29	Lady Reading Hospital, Peshawar	45	22	8	7	1	0	0	0	54	29
30	KDA Hospital, Kohat	287	254	125	120	22	19	0	0	434	393
<b>Balochistan</b>											
31	Bolan Medical Complex, Quetta	539	380	130	116	24	19	7	5	700	520
32	ART Center, Turbat	257	157	30	24	10	6	0	0	297	187
<b>Total</b>		<b>24394</b>	<b>17196</b>	<b>4766</b>	<b>3906</b>	<b>1132</b>	<b>855</b>	<b>415</b>	<b>282</b>	<b>30707</b>	<b>22239</b>

Source:- National AIDS Control Programme, NIH, Islamabad.

## 4.3(a) Register Veterinary Medical Practitioner With PVMC- 2018

RVMP Registration for the year of 2017	Male	Female	D.V.M	M.Sc	M.Phil	Ph.D	Total
Jan	37	5	42	Nil	Nil	Nil	42
Feb	47	2	49	Nil	Nil	Nil	49
Mar	35	2	37	Nil	Nil	Nil	37
Apr	58	12	70	Nil	Nil	Nil	70
May	57	7	64	Nil	Nil	Nil	64
Jun	61	5	66	Nil	Nil	Nil	66
Jul	215	36	251	Nil	Nil	Nil	251
Aug	72	16	88	Nil	Nil	Nil	88
Sep							
Oct							
Nov							
Dec							
<b>Total</b>	<b>582</b>	<b>85</b>	<b>667</b>	<b>Nil</b>	<b>Nil</b>	<b>Nil</b>	<b>667</b>

Total RVMP Registered since 1<sup>st</sup> January 2018 to 31st August 2018=667  
Total RVMP Registered since 30<sup>th</sup> May 2000 to 31st August 2018= 13007

Source:- Pakistan Veterinary Medical Council, Islamabad.

## 4.3(b) Registered Animal Husbandry Graduate With PVMC- 2018

RVMP Registration for the year of 2016	Male	Female	B.Sc. (Hons) A.H	M.Sc.	Ph.D	Total
Jan	Nil	Nil	Nil	Nil	Nil	Nil
Feb	Nil	Nil	Nil	Nil	Nil	Nil
Mar	Nil	Nil	Nil	Nil	Nil	Nil
Apr	Nil	Nil	Nil	Nil	Nil	Nil
May	Nil	Nil	Nil	Nil	Nil	Nil
Jun	1	Nil	Nil	Nil	1	1
Jul	1	Nil	1	Nil	Nil	1
Aug	1	Nil	1	Nil	Nil	1
Sep						
Oct						
Nov						
Dec						
<b>Total</b>	<b>3</b>	<b>Nil</b>	<b>2</b>	<b>Nil</b>	<b>1</b>	<b>3</b>



#### 4.4 Tuberculosis Report (FTI) (Apr-June, 2018)

Provinces/Regions	TB Cases B+ (N+R)	CDR B+	TB All Types			CDR Total	% Treatment Success Rate* (TSR)
			Male	Female	Total		
Punjab	21667	83	29261	27178	56439	77	NA
Sindh	8059	70	9786	8694	18480	59	NA
K.P.K	3324	57	5446	5494	10940	66	NA
Balochistan	967	31	1213	1332	2545	31	NA
F.A.T.A	326	26	587	566	1153	34	NA
Gilgit Baltistan	118	34	375	463	838	89	NA
AJK	546	54	700	653	1353	49	NA
ICT	153	32	251	212	463	35	NA
Pakistan	35160	71	47619	44592	92211	67	NA

CDR : Case Deduction Rate

B+ Bacteriologically positive N+ New Case

R: Replapse Cases \* Available One Year Lag

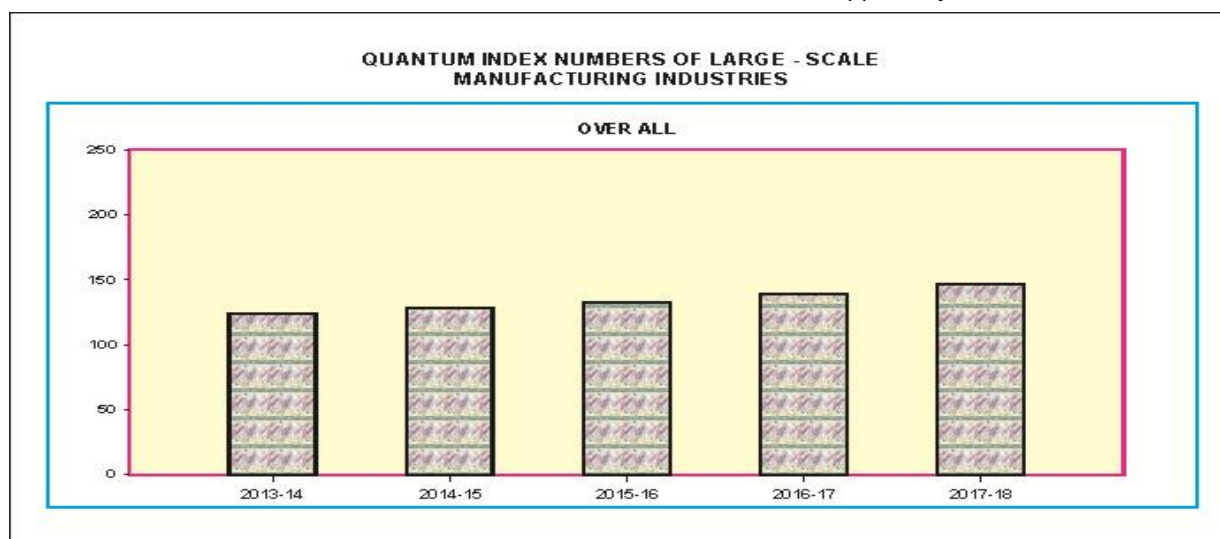
Source: National TB Control Programme NIH, Islamabad.

## 5. MANUFACTURING

### 5.1 Quantum Index Numbers of Large-Scale Manufacturing Industries

Year/month	Manufacturing (Over all)	Selected Items						
		Vegetable Ghee	Tea Blended	Cigarettes	Cotton Yarn	Cotton Cloth	Jute Goods	Paper & Board
(2005-06=100)								
2013-14	123.68	102.92	160.00	100.54	130.52	114.64	97.34	150.82
2014-15	127.89	102.88	184.39	97.71	131.94	114.73	90.32	136.53
2015-16	131.90	107.79	216.69	83.45	133.73	114.98	52.99	134.42
2016-17	139.55	111.15	234.42	53.54	134.62	115.44	57.31	147.30
2017-18	146.92	116.22	243.74	92.08	134.70	115.48	70.98	161.12
2018 Jan	171.76	119.32	266.49	96.99	135.21	115.88	79.64	171.85
Feb	163.05	104.68	242.96	97.25	135.46	116.04	71.46	167.07
Mar	175.17	111.88	266.66	116.71	135.47	116.31	79.04	167.57
Apr	157.28	122.41	212.11	117.44	134.36	114.72	76.19	162.79
May	138.25	112.53	204.32	104.20	134.52	114.98	76.62	163.29
Jun	126.31	114.05	186.92	29.66	134.41	114.32	59.00	161.63
Jul	135.65	122.43	226.87	84.89	134.16	115.71	62.10	159.31
Aug	132.75	120.25	230.25	95.83	134.31	115.78	56.45	153.72
Sep	134.29	117.72	222.64	101.16	134.41	115.84	61.35	155.45
Oct	143.30	119.37	255.92	106.91	134.65	115.94	69.00	183.90
Nov	134.54	116.45	251.96	98.47	134.56	115.54	64.36	134.32
Dec	135.56	117.14	279.26	92.35	135.03	115.58	63.59	133.54
2019 Jan	163.79	120.36	286.94	115.20	135.21	115.64	60.09	163.40

Source:- (i) Provincial Bureau of Statistics  
(ii) Ministry of Industries



Contd.

## 5.1 Quantum Index Numbers of Large-Scale Manufacturing Industries

Year/month	Selected Items					
	Cement	Auto Mobile	Fertilizers			
			Nit Fertilizer	Phos Fertilizer	Total	
(2005-2006=100)						
2013-14	169.24	91.15	104.81	137.52	107.75	
2014-15	173.37	112.59	108.91	150.60	112.66	
2015-16	190.86	130.74	125.14	160.24	128.30	
2016-17	199.43	145.41	127.03	164.74	130.42	
2017-18	221.65	171.32	114.39	149.37	117.54	
2018	Jan	235.68	185.70	115.40	89.89	113.10
	Feb	220.10	164.09	101.00	147.49	105.18
	Mar	261.73	187.78	118.36	160.80	122.18
	Apr	244.67	187.58	114.95	87.83	112.51
	May	225.99	171.55	102.62	140.75	106.06
	Jun	170.59	147.68	117.24	158.20	120.92
	Jul	201.29	180.28	119.49	163.66	123.46
	Aug	193.15	155.22	120.99	162.98	124.77
	Sep	209.37	168.77	117.69	153.97	120.96
	Oct	255.98	192.08	138.39	139.03	138.44
	Nov	211.96	158.70	131.19	162.71	134.03
	Dec	208.79	118.03	134.61	153.42	136.30
2019	Jan	214.41	161.32	116.89	92.29	114.68

Source: (i) Provincial Bureaus of Statistics  
(ii) M/o. Industries & Production

## 5.2 Production of Manufacturing Items

Year / Month	Vegetable Ghee (i)		Sugar (i)		Tea Blended (ii)		
	No. of reporting factories	Production (Tonnes)	No. of reporting factories	Production (Tonnes)	No. of reporting factories	Production (Tonnes)	
2013-14	87	1185215	84	5582353	10	101758	
2014-15	87	1184760	78	5149776	5	117270	
2015-16	87	1241346	78	5114899	5	137818	
2016-17	87	1280086	78	7048558	5	149091	
2017-18	94	1338472	84	6565817	10	155019	
2018	Jan	94	114510	84	1745394	10	14124
	Feb	94	100459	84	1433016	10	12877
	Mar	94	107369	84	1592014	10	14133
	Apr	94	117480	84	810800	10	11242
	May	94	107990	84	91525	10	10829
	Jun	94	109454	84	9903	10	9907
	Jul	94	117497	84	0	10	12024
	Aug	94	115400	84	0	10	12203
	Sep	94	112979	84	0	10	11800
	Oct	94	114562	84	0	10	13564
	Nov	94	111757	84	0	10	13354
	Dec	94	112418	84	554544	10	14801
2019	Jan	94	115506	84	1571256	10	15208

Contd.

## 5.2 Production of Manufacturing Items

Year/month	Beverages (i)		Cigarettes (ii)		
	No. of reporting factories	Production (000 litres)	No. of reporting factories	Production (Million Nos.)	
2013-14	53	2551646	14	64482	
2014-15	48	2955748	7	62667	
2015-16	48	3137139	7	53522	
2016-17	48	3564599	7	34341	
2017-18		3484035		59058	
2018	Jan	48	168617	7	5184
	Feb	48	263257	7	5198
	Mar	48	302672	7	6238
	Apr	48	340873	7	6277
	May	48	347977	7	5569
	Jun	48	343310	7	1585
	Jul	48	335527	7	4537
	Aug	48	395830	7	5122
	Sep	48	338311	7	5407
	Oct	48	287533	7	5714
	Nov	48	214926	7	5263
	Dec	48	140397	7	4936
2019	Jan	48	175546	7	6157

\* In the new base 2005-06 Beverages has been replaced by soft drinks, juices, syrups and squashes and liquors.

Source: (i) Provincial Bureaus of Statistics  
(ii) M/o. Industries & Production

Contd.

## 5.2 Production of Manufacturing Items

Year/Month	No. of reporting factories	Cotton Textiles (Mills sector)													
		Capacity installed			Capacity worked			Spindle hours worked (Mn. No.)	Looms hours worked (Mn.No.)	Rotors hours worked (Mn.No.)	Consumption of Raw Cotton (Tonnes)	Total Yarn Production (Tonnes)	Surplus Yarn (Tonnes)	Total Production of Cloth(000) (Sq.m)	
		No. of Spindles (000)	No. of Looms (000)	No. of Rotors (000)	No. of Spindles (000)	No. of Looms (000)	No. of Rotors (000)								
2013-14	411	13184340	7934	185387	10998890	5890	125420	6602	2	41	111246	3323655	3222	1036100	
2014-15	411	13184340	7934	185387	11057945	5234	113323	6559	2	41	113468	3359978	3358	1036950	
2015-16	408	13409420	8188	187259	11263025	5488	115041	78549	28	568	115286	3415339	3302	1039183	
2016-17	408	13409420	9084	198801	11338265	6384	126583	77213	30	596	115871	3428048	3312	1043290	
2017-18															
2018	Jan	408	13409420	9014	198801	11288105	5968	126583	6560	3	52	9725	286925	277	87275
	Feb	408	13409420	9014	198801	11313185	6037	126583	5939	2	47	9010	287450	278	87400
	Mar	408	13409420	9014	198801	11313185	6037	126583	6575	3	52	9850	287475	279	87600
	Apr	408	13409420	9014	198801	11313185	6037	126583	6460	3	50	9710	285125	275	86405
	May	408	13409420	9014	198801	11313185	6037	126583	6580	3	52	9870	285470	277	86600
	Jun	408	13409420	9084	198801	11338265	6384	126583	6620	2	48	9727	285240	276	86100
	Jul	408	13409420	9084	198801	11338265	6384	126583	6805	2	50	9858	284700	275	87150
	Aug	408	13409420	9084	198801	11338265	6384	126583	6885	2	50	9873	285015	275	87200
	Sep	408	13409420	9084	198801	11338265	6384	126583	6632	2	49	9742	285240	275	87250
	Oct	408	13409420	9084	198801	11338265	6384	126583	6885	2	50	9762	285750	276	87325
	Nov	408	13409420	9084	198801	11338265	6384	126583	6332	2	49	9759	285545	276	87025
	Dec	408	13409420	9084	198801	11338265	6384	126583	6881	2	49	9834	286550	277	87050
2019	Jan														

Source: Textile Commissioner Organization Karachi.

## 5.2 Production of Manufacturing Items

Year / Month	Cotton Cloth (Mills Sector) (Thousand square metres)															Grand Total
	Fine					Medium					Coarse					
	Grey	Blea-ched	Dyed & Printed	Blen-ded	Total	Grey	Blea-ched	Dyed & Printed	Blend-ed	Total	Grey	Blea-ched	Dyed & Printed	Blend-ed	Total	
2013-14	332500	43042	88491	41699	505732	123095	55999	172216	7353	358663	116821	29281	18167	10537	174806	1039201
2014-15	334305	40579	36469	39118	500470	122312	54492	172566	6054	355424	120793	32228	21312	13062	187395	1043289
2015-16	28160	3626	7456	3518	42760	10363	4650	14446	564	30023	9870	2413	1449	785	14517	87300
2016-17	28247	3643	7473	3545	42908	10380	4672	14469	581	30102	9887	2435	1470	698	14490	87500
2017-18	28130	3576	7406	3467	42579	10263	4550	14346	464	29623	9770	2313	1389	641	14113	86315
2018 Jan	28132	3241	7056	3100	41529	10301	4461	14291	479	29532	10285	2837	1938	1154	16214	87275
Feb	28172	3247	7063	3106	41580	10315	4469	14298	492	29574	10296	2843	1945	1154	16238	87400
Mar	28235	3256	7078	3115	41684	10340	4471	14314	505	29630	10318	2855	1956	1157	16286	87600
Apr	28005	3115	7010	3030	41150	10185	4406	14075	454	29120	10203	2846	1941	1145	16135	86405
May	28073	3129	7017	3036	41255	10206	4413	14102	460	29181	10221	2850	1945	1148	16164	86600
Jun	27927	3084	7002	2992	41005	10064	4404	14087	451	29006	10173	2836	1939	1141	16089	86100
Jul	28215	3173	7195	3068	41651	10213	4485	14135	492	29325	10205	2878	1943	1148	16174	87150
Aug	28220	3181	7197	3079	41677	10229	4488	14142	493	29352	10210	2881	1939	1141	16171	87200
Sep	28272	3189	7245	3081	41787	10219	4424	14130	487	29260	10198	2894	1956	1155	16203	87250
Oct	28281	3185	7201	3082	41749	10241	4497	14157	497	29392	10207	2888	1945	1144	16184	87325
Nov	28009	3179	7233	3080	41501	10235	4423	14141	478	29277	10241	2897	1949	1160	16247	87025
Dec	28029	3167	7241	3069	41506	10232	4417	14137	480	29266	10265	2891	1957	1165	16278	87050
2019 Jan																

## 5.2 Production of Manufacturing Items

Year / month	No. of reporting factories	Jute Textiles									
		Capacity installed		Capacity worked		Production (Tonnes)				Raw Jute consumed (Bales)	
		No. of Spindles	No. of Looms	No. of Spindles	No. of Looms	Total	Hessian	Sacking	Others		
2013-14	10	36392	1755	23759	974	102820	12748	77188	12884	57118	
2014-15	10	24544	1092	20607	847	94392	13126	64840	16426	40107	
2015-16	10	24272	1134	8186	569	55377	13473	30027	11877	33205	
2016-17	10	24272	1138	12917	711	59890	9466	36785	13639	91773	
2017-18	10	24272	1138	13228	710	6539	584	4936	1019	110397	
2018	Jan	10	24712	1138	9288	789	6936	831	4975	1130	120353
	Feb	10	24712	1138	14502	779	6223	765	4271	1187	128066
	Mar	10	24712	1072	14276	772	6883	710	5038	1135	134959
	Apr	10	24712	1072	13756	726	6635	585	4896	1154	145331
	May	10	24712	1072	14685	802	6673	789	4954	930	148914
	Jun	10	24712	1072	14331	796	5138	753	3601	784	163221
	Jul	10	24712	1072	13971	743	5408	847	3630	931	162557
	Aug	10	24712	1072	13862	754	4916	857	3239	820	190245
	Sep	10	24712	1072	13363	735	5343	1021	3358	964	203021
	Oct	10	24712	1072	13675	718	6009	1083	3675	1251	191621
	Nov	10	24712	1072	13799	744	5605	959	3455	1191	165433
	Dec	10	24712	1072	13636	736	5538	1152	3338	1048	152488
2019	Jan	10	25204	1106	13340	723	5233	1238	3125	870	148488

Source: Pakistan Jute Mills Association, Lahore.

Contd.



## 5.2 Production of Manufacturing Items

Year/month	Paper		Paper Board		
	No. of reporting factories	Production (Tonnes)	No. of reporting factories	Production (Tonnes)	
2013-14	19	218655	12	465845	
2014-15	36	203994	21	415657	
2015-16	36	233146	21	376913	
2016-17	36	263876	21	404625	
2017-18	36	273898	21	457331	
2018	Jan	36	23595	21	41401
	Feb	36	25094	21	38091
	Mar	36	25138	21	38238
	Apr	36	24230	21	37338
	May	36	22902	21	38855
	Jun	36	22687	21	38441
	Jul	36	22243	21	38008
	Aug	36	21737	21	36402
	Sep	36	20658	21	38135
	Oct	36	24242	21	45310
	Nov	36	21338	21	29461
	Dec	36	20792	21	29715
2019	Jan	36	22610	21	39189

## 5.2 Production of Manufacturing Items

Year / month	Chemicals (Tonnes)					
	No. of reporting factories	Soda Ash (i)	Caustic Soda (i)	Sulphuric Acid (ii)	Chlorine Gas (ii)	
2013-14	2	409148	167465	85348	14960	
2014-15	2	437106	183952	70229	17355	
2015-16	2	468507	225250	75139	16397	
2016-17	2	479718	223855	55979	16316	
2017-18	2	509753	270126	49354	16532	
2018	Jan	2	42944	26122	2759	1623
	Feb	2	39522	21686	4057	1399
	Mar	2	47544	26698	4267	1251
	Apr	2	46576	27183	3311	1203
	May	2	47425	25298	3909	1181
	Jun	2	45712	22577	3945	1220
	Jul	2	44820	24164	3937	1463
	Aug	2	43341	22053	4021	1589
	Sep	2	46011	20517	4269	1581
	Oct	2	48578	21825	8318	1594
	Nov	2	44551	21133	2708	1476
	Dec	2	48487	17294	6536	1535
2019	Jan	2	47843	18263	4360	1598

Source:- (i) Provincial Bureaus of Statistics  
(ii) M/o. Industries & Production.

Contd.

## 5.2 Production of Manufacturing Items

Year/ month	Chemical Fertilizers (Tonnes) (i)						Paints & Varnishes Solid(ii)		Paints & Varnishes Liquid (ii)	
	No. of reporting factories	Urea	Super Phosphate	Ammonium Nitrate	Nitro Phosphate	DI.Amm. Phosphate	No. of reporting factories	Production (Tonnes)	No. of reporting factories	Production (000 Ltrs.)
2013-14	11	4930283	87754	519104	447168	693142	22	37236	20	40528
2014-15	11	5073083	63583	569182	501901	754853	22	48631	20	43077
2015-16	11	5846881	89461	647351	594633	787578	22	53651	20	54028
2016-17	14	5912728	81649	664656	630156	802385	22	49173	20	56563
2017-18	14	5405194	65194	518947	471352	758379	22	51708	20	49282
2018 Jan	14	456909	5698	42153	35260	31073	22	4578	20	3505
Feb	14	397835	3831	37618	32844	64635	22	3959	20	3824
Mar	14	468488	3037	43999	36766	71112	22	4362	20	3642
Apr	14	456692	3681	40092	34493	30945	22	4333	20	3758
May	14	408834	5422	34716	27134	62100	22	4226	20	3513
Jun	14	471807	4525	34115	31836	71185	22	4219	20	3358
Jul	14	478105	6482	39707	36044	73321	22	4213	20	3392
Aug	14	486140	2072	39945	36921	75494	22	3867	20	3662
Sep	14	466282	8807	40127	36747	64540	22	3765	20	3530
Oct	14	559904	12979	36118	34824	55710	22	4825	20	3579
Nov	14	524742	12854	36845	43967	66483	22	4005	20	3714
Dec	14	537310	3758	40088	38835	63538	22	3969	20	3363
2019 Jan	14	460831	4987	42257	42430	30723	22	4425	20	3460

Source: (i) Provincial Bureau of Statistics.  
(ii) M/o. Industries & Production.

Contd.

## 5.2 Production of Manufacturing Items

Year/Month	No. of Reporting Refineries	Petroleum Products (000 Ltrs.)											
		Jet Fuel	Kerosene	Motor Spirit	High Speed Diesel	Diesel Oil N.O.S.	Furnace Oil	Lubricating Oil	Jute Batching Oil	Solvent-Neptha	L.P.G.	Petroleum Products N.O.S.	Total Petroleum Products
2013-14	4	995514	175699	2171499	5088237	60893	3041178	224608	2789	1008195	380597	279584	13428792
2014-15	4	1032079	218450	2195500	5327291	56827	3121192	209475	2666	1382571	382403	296135	14224589
2015-16	4	1080694	183786	2215729	5235662	34950	3079586	233193	1759	1242105	441358	410818	14159638
2016-17	4	1134864	161097	2517957	5466522	28770	3215366	216810	2596	1026183	501370	367459	14638994
2017-18	4	1128146	141600	2988436	6282558.4	38369	3477921	200204	2831	1084763	725174	507135.99	16577137.2
2018 Jan	4	96756	9110	234595	515687	2798	273406	17076	147	87903	57224	46643	1341346
Feb	4	94013	10529	278731	514216	3132	245991	16324	201	58727	66599	51195	1339658
Mar	4	108396	11606	283057	542969	3738	272015	18876	289	84590	73556	53920	1453011
Apr	4	100646	9833	268276	572544	4467	312768	19439	363	93840	77951	43961	1504087
May	4	101648	11891	273393	588953	3404	336518	17076	181	91193	71611	46012	1541881
Jun	4	78566	14740	275714	555621	5183	268214	17802	277	73227	59023	39956	1388324
Jul	4	77958	15557	15557	519779	2410	285800	18008	114	54078	78687	25729	1357165
Aug	4	84538	14465	14465	480874	2879	270905	17291	207	55382	71130	23582	1290484
Sep	4	75221	10595	10595	495763	4959	268741	17793	282	45356	74732	23967	1287603
Oct	4	96258	9604	9604	506857	4202	284017	19042	221	77755	77644	29041	1381358
Nov	4	83113	5663	5663	482977	4057	248256	17226	204	42649	70981	29328	1242683
Dec	4	94490	10514	10514	364685	2375	195711	20443	149	72140	66374	28385	1056766
2019 Jan	4	110719	12269	12269	449000	4156	246383	18632	242	86694	75813	28928	1287206

Source:- Oil Companies Advisory Committee.

Contd.

## 5.2 Production of Manufacturing Items

Year/month	Manufacture/Assembly of Automobiles (Nos.) (i)							Bicycles (ii)		
	Cars	Jeeps (4x4)	Light commercial vehicles	Trucks	Buses	Motor Cycles	Tractors	No. of reporting factories	Production (Nos.)	
2013-14	116281	1217	17477	2674	559	1728137	34524	3	203669	
2014-15	152524	1109	28189	4039	575	1777251	48883	3	210931	
2015-16	179944	773	35836	5666	1070	2071123	34914	3	198966	
2016-17	186936	3530	24265	7712	1118	2500650	53975	3	200218	
2017-18	217774	13364	29055	9187	784	2825071	71894	3	199819	
2018	Jan	20434	904	2685	864	26	225532	6419	3	16025
	Feb	17633	940	2321	703	52	225532	6543	3	16100
	Mar	20312	963	2698	826	68	225532	6975	3	17296
	Apr	19226	1444	2512	829	93	225532	7950	3	16495
	May	17034	1193	2061	808	66	225532	6870	3	16728
	Jun	15348	886	1877	643	70	225532	4523	3	17366
	Jul	21377	722	2741	856	108	214225	4558	3	15354
	Aug	17977	721	2305	532	99	197701	4341	3	14397
	Sep	18834	704	1971	661	74	238773	5040	3	14212
	Oct	22553	763	2143	697	61	251670	6382	3	14717
	Nov	19521	608	1796	549	99	194518	3938	3	14283
	Dec	13232	408	1631	456	74	180083	1710	3	13863
2019	Jan	20683	411	2974	504	61	208446	1675	3	15559

Source:- (i) Provincial Bureau of Statistics  
(ii) M/o. Industries & Production

Contd.

## 5.2 Production of Manufacturing Items

Year/month	Steel Products (Tonnes) (i)					
	Coke	Pig iron	Billets	H.R. sheets/ strips/plates/ coils	C.R. sheets/ strips/plates/ coils	Galvanized sheets
2013-14	275777	265478	2730992	127028	2848	0
2014-15	57394	1509	3183258	0	0	0
2015-16	0	0	4099000	0	0	0
2016-17	0	0	408000	0	0	0
2017-18	0	0	424000	0	0	0
2018						
	Jan	0	0	430000		
	Feb	0	0	436000		
	Mar	0	0	435000		
	Apr	0	0	396000		
	May	0	0	375000		
	Jun	0	0	442000		
	Jul	0	0	436000		
	Aug	0	0	430000		
	Sep	0	0	415000		
	Oct	0	0	320000		
	Nov	0	0	321000		
	Dec	0	0	283000		
2019	Jan	0	0	255000		

## 5.2 Production of Manufacturing Items

Year/Month	Cycle Tyres (i)		Cycle Tubes (i)		Motor tyres (i)		Motor tubes (i)		Cement (ii)		
	No. of reporting factories	Production (000 Nos.)	No. of reporting factories	Production (000 Nos.)	No. of reporting factories	Production (000 Nos.)	No. of reporting factories	Production (000 Nos.)	No. of reporting factories	Production (000 MT)	
2013-14	10	4038	10	8061	8	8802	8	20825	23	31418	
2014-15	10	4633	10	8391	8	9058	8	22001	23	32185	
2015-16	10	4205	10	7285	8	9735	8	24467	23	35432	
2016-17	10	3930	10	7577	8	9710	8	24635	23	37022	
2017-18	10	3725	10	7671	8	10374	8	24646	23	41148	
2018	Jan	10	335	10	669	8	906	8	2056	23	3646
	Feb	10	314	10	629	8	850	8	2037	23	3405
	Mar	10	309	10	623	8	878	8	2054	23	4049
	Apr	10	304	10	614	8	893	8	2051	23	3785
	May	10	305	10	625	8	867	8	2056	23	3496
	Jun	10	307	10	630	8	834	8	2056	23	2639
	Jul	10	360	10	789	8	914	8	2060	23	3114
	Aug	10	363	10	792	8	864	8	2065	23	2988
	Sep	10	365	10	796	8	895	8	2111	23	3239
	Oct	10	368	10	800	8	931	8	2133	23	3960
	Nov	10	372	10	805	8	925	8	2114	23	3279
	Dec	10	379	10	814	8	869	8	2140	23	3230
2019	Jan	10	345	10	708	8	841	8	2161	23	3317

Source:(i) Provincial Bureaus' of Statistics.

(ii) M/o. Industries &amp; Production.

Contd.

## 5.2 Production of Manufacturing Items

Year/month	No. of Reporting Factories	Electric Bulbs (iii) Production (000 Nos.)	No. of Reporting Factories	Electric Tubes (iii) Production (000 Metres)	
2013-14	7	75106	0	0	
2014-15	7	64623	0	0	
2015-16	7	73915	0	0	
2016-17	7	72394	0	0	
2017-18	7	76440	0	0	
2018	Jan	7	5628	0	0
	Feb	7	3456	0	0
	Mar	7	5423	0	0
	Apr	7	6797	0	0
	May	7	6070	0	0
	Jun	7	5366	0	0
	Jul	7	6328	0	0
	Aug	7	6365	0	0
	Sep	7	6158	0	0
	Oct	7	5084	0	0
	Nov	7	4778	0	0
	Dec	7	4781	0	0
2019	Jan	7	4844	0	0



## 5.2 Production of Manufacturing Items

Year/Month	Sewing Machines		Electric Motors		Electric Transformers		T.V. Sets		
	No. of reporting factories	Production (Nos.)	No. of reporting factories	Production (Nos.)	No. of reporting factories	Production (Nos.)	No. of reporting factories	Production (Nos.)	
2013-14	8	19834	19	9906	7	12175	9	426600	
2014-15	8	19272	19	9013	7	24993	9	428164	
2015-16	8	13465	19	7319	7	32758	9	453205	
2016-17	8	18290	19	9206	7	36995	9	438869	
2017-18	8	23360	19	26359	7	46105	9	400307	
2018	Jan	8	3591	19	2565	7	3455	9	32072
	Feb	8	3129	19	1217	7	2367	9	34373
	Mar	8	912	19	1237	7	3097	9	34607
	Apr	8	1601	19	1249	7	6053	9	35717
	May	8	4307	19	1217	7	6236	9	34022
	Jun	8	1616	19	1144	7	3894	9	31670
	Jul	8	2964	19	3947	7	2775	9	32134
	Aug	8	1385	19	2208	7	2683	9	32278
	Sep	8	2828	19	3711	7	3128	9	31601
	Oct	8	3137	19	4975	7	3125	9	32858
	Nov	8	3597	19	6303	7	2738	9	32967
	Dec	8	2828	19	2132	7	2733	9	32700
2019	Jan	8	3662	19	2959	7	3278	9	32177

Source: Provincial Bureaus of Statistics.

## 6. MONEY & CREDIT

### 6.1 Reserve Money

(Million Rupees)

Components	2013-14	2014-15	2015-16	2016-17	2017-18
A. Currency in Circulation	2177873	2554749	3333784	3911315	4387828
B. Cash in Tills	139490	160299	229331	264627	255891
C. Other Deposits with SBP1	13147	13747	18756	22692	26962
D. Bank Deposits	530746	413234	391760	669338	813949
Reserve Money (A+B+C+D)		3142030	3973631	4867971	5484630
Factor Affecting Reserve Money (RM)	2861256				
A. Net Foreign Assets		722415	1033016	828923	12453
B. Net Domestic Assets (1+2+3)		2419615	2940615	4039049	5472177
1. Net Govt. Sector Borrowing (i+ii)	2432250	1919064	1430400	2337124	3600435
i. Borrowings for Budgetary Support	2409794	1928868	1442243	2350109	3613406
a) Federal Government	22456	2098634	1730308	2440624	3667619
of which deposits with SBP		-235865	-329211	-91238	-40546
b) Provincial Government	494563	-168045	-278291	-88555	-43840
Balochistan		-42170	-18257	-1460	-5329
Khyber Pakhtunkhwa	500041	-27663	-76020	-30245	-23945
Punjab	51923	-74384	-96432	-38146	-5114
Sindh	42833	-23829	-87581	-18704	-9453
c) AJK Government	160553	3049	955	7279	5515
d) Gilgit-Baltistan	--	-4769	-10730	-9239	-15888
ii. Others	244731	-9803	-11843	-12985	-12971
2. Credit to Non-Govt. Sector (i+ii+iii)		394911	402348	491157	562297
i. Claims on Scheduled Banks(a+b+c+d+e)	18597	400734	407364	500160	569866
a. Agriculture Sector	-24075	52026	51758	1217	1056
b. Industrial Sector		39405	42321	79196	113524
c. Export Sector	-555023	193124	204617	238383	292539
d. Housing Sector	2371790	-	-	-	-
e. Others	489467	116178	108668	181364	162747
ii. Claims on NBFIs	2861256	18252	19228	15241	16675
iii. PSEs Special A/c Debt Repayment with SBP/PSPC*	--	-24075	-24244	-24244	-24244
3. Other Items (Net)	--	105639	1107867	1210768	1309445
Reserve Money (RM) (A+B)	--	3142030	3973631	4867971	5484630

P Provisional

Source: Statistics &amp; Data Warehouse Department, SBP.

Note: 1. Excluding IMF A/c Nos. 1&2, SAF loan account, counterpart funds, deposits of foreign central banks, foreign govts. International organizations and deposit money banks.

i. Data is based on weekly returns. The quarterly data covers the period up to the last working day of the month and others months data up to the last working day of last week.

ii. Data from 30 June 2013 onward is revised on account of reclassification of SBP accounts.

## 6.1 Reserve Money

(Million Rupees)

Components	2018			
	Jan.	Feb.	Mar.	Apr.
A. Currency in Circulation	3993781	4053248	4098603	4190279
B. Cash in Tills	204511	202153	197485	233884
C. Other Deposits with SBP1	22914	22737	22983	23732
D. Bank Deposits	714907	674214	747299	680539
Reserve Money (A+B+C+D)	4936114	4952351	5066370	5128434
Factor Affecting Reserve Money (RM)				
A. Net Foreign Assets	543853	430973	364599	355243
B. Net Domestic Assets (1+2+3)	4392261	4521378	4701771	4773190
1. Net Govt. Sector Borrowing (i+ii)	3241700	2777205	4502969	3657662
i. Borrowings for Budgetary Support	3253035	2786158	4511578	3666206
a) Federal Government	3521780	3074519	4749712	3823090
of which deposits with SBP	-17388	-608147	-15348	-973215
b) Provincial Government	-259227	-273622	-226928	-138897
Balochistan	-42528	-41786	-40155	-37253
Khyber Pakhtunkhwa	-54617	-67870	-61825	-52598
Punjab	-81892	-82567	-69243	-16245
Sindh	-80189	-81398	-55706	-32501
c) AJK Government	4819	329	3900	-589
d) Gilgit-Baltistan	-14337	-15068	-15106	-17397
ii. Others	-11335	-8954	-8608	-8544
2. Credit to Non-Govt. Sector (i+ii+iii)	559490	556586	561539	564723
i. Claims on Scheduled Banks(a+b+c+d+e)	567782	564745	569611	572757
a. Agriculture Sector	914	936	935	894
b. Industrial Sector	99557	103063	106260	107481
c. Export Sector	302481	296155	296358	298342
d. Housing Sector	--	--	--	--
e. Others	164830	164592	166059	166040
ii. Claims on NBFIs	15952	16085	16171	16210
iii. PSEs Special A/c Debt Repayment with SBP/PSPC*	-24244	-24244	-24244	-24244
3. Other Items (Net)	591071	1187587	-362737	550806
Reserve Money (RM) (A+B)	4936114	4952351	5066370	5128433

Contd.

## 6.1 Reserve Money

(Million Rupees)

Components	2018			
	May.	Jun.	Jul.	Aug.(R)
A. Currency in Circulation	4367855	4387828	4413596	4618601
B. Cash in Tills	261674	255891	229300	250269
C. Other Deposits with SBP <sup>1</sup>	26383	26962	28120	28205
D. Bank Deposits	716538	813949	781588	698554
Reserve Money (A+B+C+D)	5372450	5484630	5452605	5595629
<b>Factor Affecting Reserve Money (RM)</b>				
A. Net Foreign Assets	196588	11602	146262	78241
B. Net Domestic Assets (1+2+3)	5175862	5473029	5306343	5517388
1. Net Govt. Sector Borrowing (i+ii)	4742798	3600077	3655042	4695341
i. Borrowings for Budgetary Support	4751412	3613047	3668676	4708614
a) Federal Government	4914953	3667260	3829572	4946562
of which deposits with SBP	-10869	-12957	-1794627	-38087
b) Provincial Government	-146300	-43840	-145504	-219844
Balochistan	-26796	-5329	-9300	-18716
Khyber Pakhtunkhwa	-47766	-23945	-43343	-54647
Punjab	-45992	-5114	-69779	-96704
Sindh	-25747	-9453	-23081	-49777
c) AJK Government	1256	5515	2361	833
d) Gilgit-Baltistan	-18497	-15888	-17754	-18937
ii. Others	-8614	-12971	-13633	-13273
2. Credit to Non-Govt. Sector (i+ii+iii)	560000	565867	577825	374291
i. Claims on Scheduled Banks(a+b+c+d+e)	568063	573179	585079	381297
a. Agriculture Sector	935	1056	1007	1053
b. Industrial Sector	109296	113524	113556	115779
c. Export Sector	291792	292558	308779	101717
d. Housing Sector	-	-	-	-
e. Others	166040	166040	161738	162748
ii. Claims on NBFIs	16181	16932	16990	17239
iii. PSEs Special A/c Debt Repayment with SBP/PSPC*	-24244	-24244	-24244	-24244
3. Other Items (Net)	-126936	1307085	1073476	447755
Reserve Money (RM) (A+B)	5372450	5484630	5452605	5595629

Contd.

## 6.1 Reserve Money

(Million Rupees)

Components	2018				2019
	Sept.	Oct.	Nov.	Dec.	Jan.
A. Currency in Circulation	4378519	4441899	4547788	4531098	4661317
B. Cash in Tills	224115	215134	220150	226119	204315
C. Other Deposits with SBP1	28347	28341	27498	27173	27198
D. Bank Deposits	822689	714896	963044	867763	856933
Reserve Money (A+B+C+D)	5453669	5400269	5758480	5652153	5749763
Factor Affecting Reserve Money (RM)					
A. Net Foreign Assets	-79707	-119569	-339960	-532858	-676683
B. Net Domestic Assets (1+2+3)	5533376	5519839	6098440	6185011	6426446
1. Net Govt. Sector Borrowing (i+ii)	5118495	6247820	6666742	4858886	7426595
i. Borrowings for Budgetary Support	5131734	6261329	6680584	4870500	7438798
a) Federal Government	5403499	6526270	6858860	5103597	7684425
of which deposits with SBP	-38119	-38049	-38024	-38281	-86024
b) Provincial Government	-252730	-247931	-156922	-212302	-226533
Balochistan	-24208	-24711	-31176	-33347	-31198
Khyber Pakhtunkhwa	-50843	-61277	-42273	-50186	-49449
Punjab	-116462	-100439	-52354	-97363	-109040
Sindh	-61218	-61505	-31119	-31405	-36846
c) AJK Government	918	2532	-1461	-2451	-1755
d) Gilgit-Baltistan	-19954	-19542	-19893	-18344	-17340
ii. Others	-13239	-13509	-13842	-11614	-12203
2. Credit to Non-Govt. Sector (i+ii+iii)	549104	595159	626947	623494	642342
i. Claims on Scheduled Banks(a+b+c+d+e)	556025	601921	633034	629418	648354
a. Agriculture Sector	1032	1075	1069	1046	998
b. Industrial Sector	116584	117474	122457	126698	129695
c. Export Sector	269256	314215	340309	348622	364608
d. Housing Sector	-	-	-	-	-
e. Others	169153	169156	169198	153052	153054
ii. Claims on NBFIs	17323	17482	18157	18320	18232
iii. PSEs Special A/c Debt Repayment with SBP/PSPC*	-24244	-24244	-24244	-24244	-24244
3. Other Items (Net)	-134224	-1323140	-1195249	702631	-1642491
Reserve Money (RM) (A+B)	5453669	5400269	5758480	5652153	5749763

P Provisional

Source; State Bank of Pakistan.

Note: 1. Excluding IMF A/c Nos. 1&2, SAF loan account, counterpart funds, deposits of foreign central banks, foreign govts. International organizations and deposit money banks.

i. Data is based on weekly returns. The quarterly data covers the period up to the last working day of the month and others months data up to the last working day of last week.

ii. Compilation of M I Based on weekly data has been discontinued and being compiled on monthly basis given in Table 2.1. The comparison of weekly and monthly compilation methodologies is available link, <http://www.sbp.org.pk/ecodata.asp>.

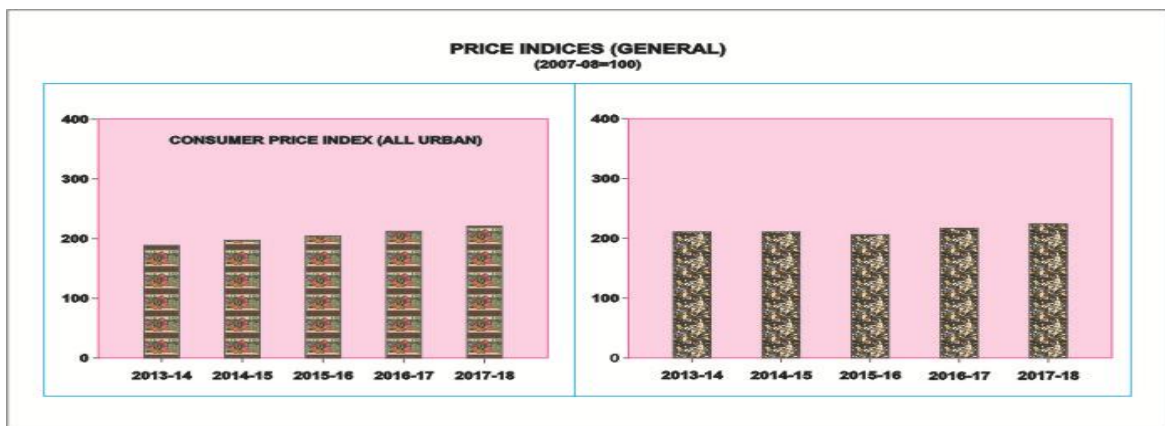
iii. Data from 30 June 2013 onward is revised on account of reclassification of SBP accounts.

\* Includes investment of Rs. 100,149 million in Pakistan Security Printing Corporation (PSPC).

## 7. PRICE

### 7.1 Price Indices (General) with Percentage Change

Year / month	Consumer price index (all urban)		Wholesale Price Index	
	index	Annual/monthly rate of change (%)	index	Annual/monthly rate of change (%)
(2007-08 = 100)				
2013-14	189.58	8.62	210.48	8.15
2014-15	198.16	4.53	209.85	-0.30
2015-16	203.82	2.86	207.65	-1.05
2016-17	212.29	4.16	216.02	4.03
2017-18	220.62	3.92	223.52	3.47
2018 Jan	220.27	0.03	224.99	1.81
Feb	219.58	-0.31	224.66	-0.15
Mar	220.25	0.31	225.22	0.25
Apr	224.25	1.82	228.07	1.27
May	225.40	0.51	230.98	1.28
Jun	226.68	0.57	234.40	1.48
Jul	228.80	0.94	240.04	2.41
Aug	229.27	0.21	241.93	0.79
Sep	229.14	-0.06	238.25	-1.52
Oct	234.98	2.56	248.19	4.17
Nov	234.75	0.11	249.92	0.70
Dec	233.78	-0.41	247.72	-0.88
2019 Jan	236.11	1.00	247.21	9.88



## 7.2 Combined Sensitive Price Indicator (SPI) by Quantile

Year/Month	Quantile					
	Q.1	Q.2	Q.3	Q.4	Q.5	Q.6
(2007-08=100)						
2013 - 14	201.15	206.95	208.93	210.70	209.74	208.66
2014 - 15	204.66	210.75	213.79	215.40	212.95	212.61
2015 - 16	207.35	214.44	215.92	219.76	216.77	216.09
2016 - 17	210.59	218.51	219.34	224.11	221.13	220.12
2017 - 18	212.44	220.56	222.20	226.97	225.03	223.58
2018 Jan	213.22	221.22	222.75	227.45	225.47	224.13
Feb	210.63	218.79	220.43	225.34	224.04	222.19
Mar	209.37	217.75	219.57	224.75	224.00	221.67
Apr	210.31	219.00	220.99	226.29	225.59	223.13
May	210.00	219.26	221.68	227.49	227.48	224.29
Jun	213.74	223.04	225.46	231.26	231.08	228.00
Jul	216.24	224.93	226.95	232.27	231.79	229.18
Aug	216.72	225.06	226.81	231.80	230.84	228.72
Sep	216.60	224.85	226.50	231.38	230.19	228.27
Oct	219.09	228.03	229.72	239.75	242.86	235.22
Nov	219.66	229.04	230.97	243.15	248.74	238.35
Dec	219.71	229.03	230.88	242.94	248.30	238.12
2019 Jan	221.05	230.18	231.83	244.05	249.19	239.07

## 7.3 Combined Consumer Price Index Numbers by Commodity Groups

Year/ month	General	Food & Non - Alcoholic Beverages	Alcoholic Beverages Tobacco	Clothing & Footwear	Housing water, Elec,Gas Fuels	H.hold Equip & Repair, Maintain- ance	Health	Trans- port	Communi- cation	Recre- ation & Culture	Educa- tion	Restau- rants & Hotels	Miscellane- ous goods & services
(2007-08=100)													
2012-13	174.53	195.05	191.02	175.58	151.34	179.87	156.56	186.43	126.16	169.07	156.69	203.63	199.49
2013-14	189.58	211.75	223.38	198.01	164.60	195.85	167.15	195.15	129.76	183.77	172.57	228.61	210.15
2014-15	198.16	217.32	269.93	213.82	174.93	208.68	176.19	187.22	130.09	190.29	196.40	244.58	221.13
2015-16	230.99	237.23	329.55	256.41	214.75	244.74	229.58	204.73	138.07	211.48	285.60	296.63	269.29
2016-17	212.29	226.59	368.88	233.36	192.91	223.90	201.82	172.93	131.79	196.31	235.65	269.92	240.23
2018 Jan	220.27	232.23	309.16	244.09	202.53	232.97	218.26	182.63	133.20	198.46	262.35	286.89	255.69
Feb	219.58	229.23	313.39	245.03	202.62	233.50	220.58	184.47	133.28	198.62	262.35	287.21	255.21
Mar	220.25	228.39	316.60	245.80	202.71	234.67	221.26	186.98	133.37	200.38	275.17	287.84	256.35
Apr	224.25	231.90	317.70	252.06	207.35	239.29	223.08	187.48	133.67	207.96	281.57	291.05	263.59
May	225.40	234.40	315.26	252.58	207.58	239.94	223.74	189.16	133.67	208.32	281.88	292.77	263.91
Jun	226.68	236.58	314.62	253.49	207.63	240.51	224.36	194.64	133.61	208.37	281.89	292.90	264.25
Jul	228.80	238.08	313.65	254.13	210.71	241.18	224.67	202.71	133.63	208.71	281.89	293.25	265.48
Aug	229.27	238.58	313.47	254.67	210.80	242.20	225.20	204.74	133.78	209.89	281.89	295.01	264.45
Sep	229.14	236.78	314.42	255.36	210.82	243.36	226.78	205.19	133.78	210.12	287.41	295.86	267.30
Oct	234.98	240.50	344.03	256.10	220.73	245.50	234.03	210.00	143.45	213.73	288.62	297.39	271.44
Nov	234.75	239.03	348.00	259.07	219.24	247.76	235.09	213.81	143.57	214.34	288.62	298.18	272.19
Dec	233.78	235.23	349.35	260.69	219.28	250.22	235.75	212.38	143.57	214.51	289.54	301.38	275.96
2019 Jan	236.11	235.91	353.17	261.58	226.00	252.03	236.58	209.96	143.57	215.30	288.68	302.94	278.60



**7.4: Consumer Price Index Numbers by Major Groups  
and Selected Commodities  
(2007-2008=100)**

Item and Specification	Weight	Index Numbers			% Change in January,2019 over	
		Jan., 19	Dec., 2018	Jan., 18	Dec., 2018	Jan., 2018
<b><u>General</u></b>	<b>100.0000</b>	<b>236.11</b>	<b>233.78</b>	<b>220.27 +</b>	<b>1.00 +</b>	<b>7.19</b>
<b><u>Food and non-alcoholic Beverages</u></b>	<b>34.8343</b>	<b>235.91</b>	<b>235.23</b>	<b>232.23 +</b>	<b>0.29 +</b>	<b>1.58</b>
1 Wheat	0.3477	209.26	207.82	206.02 +	0.69 +	1.57
2 Wheat Flour	4.1648	216.59	216.23	212.35 +	0.17 +	2.00
3 Wheat Product	0.0959	218.78	217.36	214.91 +	0.65 +	1.80
4 Besan	0.1500	276.26	270.56	274.45 +	2.11 +	0.66
5 Rice	1.5821	201.61	201.41	190.46 +	0.10 +	5.85
6 Cereals	0.1563	269.22	267.98	257.76 +	0.46 +	4.45
7 Bakery & Confectionary	1.1550	232.52	230.70	223.47 +	0.79 +	4.05
8 Nimco	0.4574	261.98	261.71	257.77 +	0.10 +	1.63
9 Meat	2.4303	329.05	325.16	289.65 +	1.20 +	13.60
10 Chicken	1.3596	170.06	207.54	209.57 -	18.06 -	18.85
11 Fish	0.2970	234.73	230.75	221.60 +	1.72 +	5.93
12 Milk Fresh	6.6800	290.49	288.19	279.02 +	0.80 +	4.11
13 Milk Products	0.6338	282.97	279.87	271.06 +	1.11 +	4.39
14 Milk Powder	0.1129	256.37	253.78	237.95 +	1.02 +	7.74
15 Eggs	0.4555	238.67	241.73	237.31 -	1.27 +	0.57
16 Mustard Oil	0.0952	167.11	165.01	162.43 +	1.27 +	2.88
17 Cooking Oil	1.7538	147.98	146.12	138.55 +	1.27 +	6.81
18 Vegetable Ghee	2.0714	152.96	152.03	143.60 +	0.61 +	6.52
19 Dry Fruits	0.2543	308.91	303.03	277.00 +	1.94 +	11.52
20 Fresh Fruits	1.8649	228.77	221.04	235.92 +	3.50 -	3.03
21 Pulse Masoor	0.2712	164.88	163.64	163.84 +	0.76 +	0.63
22 Pulse Moong	0.2336	238.23	231.90	219.94 +	2.73 +	8.32
23 Pulse Mash (Washed)	0.2098	221.02	218.10	229.20 +	1.34 -	3.57
24 Pulse Gram	0.2361	282.99	276.84	266.59 +	2.22 +	6.15
25 Gram Whole	0.1616	267.54	266.58	292.21 +	0.36 -	8.44
26 Beans	0.0269	258.59	257.17	241.72 +	0.55 +	6.98
27 Potatoes	0.4776	156.30	183.90	215.41 -	15.01 -	27.44
28 Onion	0.5417	164.24	173.80	338.10 -	5.50 -	<u>51.42</u>
29 Tomatoes	0.4496	136.22	106.79	153.38 +	27.56 -	11.19
30 Fresh Vegetables	1.6571	204.94	201.68	237.87 +	1.62 -	13.84
31 Sugar	1.0445	212.42	200.11	193.08 +	6.15 +	10.02
32 Gur	0.0220	265.55	259.69	257.03 +	2.26 +	3.31
33 Honey	0.0446	383.26	381.37	340.27 +	0.50 +	12.63
34 SweetMeat	0.2483	275.93	274.96	256.43 +	0.35 +	7.60
35 Beverages	1.1990	233.73	233.54	225.95 +	0.08 +	3.44
36 Jam, Tomato Ketchup & Pickles	0.2454	238.45	237.94	224.39 +	0.21 +	6.27
37 Condiments	0.2656	294.79	290.89	276.77 +	1.34 +	6.51
38 Spices	0.5441	276.34	274.09	239.66 +	0.82 +	15.31
39 Tea	0.8377	318.33	315.81	282.72 +	0.80 +	12.60
<b><u>Alcoholic Beverages, Tobacco</u></b>	<b>1.4135</b>	<b>353.17</b>	<b>349.35</b>	<b>309.16 +</b>	<b>1.09 +</b>	<b>14.24</b>
40 Cigarettes	1.3906	349.14	345.08	306.13 +	1.18 +	14.05
41 Betel Leaves & Nuts	0.0229	597.65	608.69	493.00 -	1.81 +	21.23
<b><u>Clothing and footwear</u></b>	<b>7.5708</b>	<b>261.58</b>	<b>260.69</b>	<b>244.09 +</b>	<b>0.34 +</b>	<b>7.17</b>
42 Cotton Cloth	1.7286	253.16	252.80	235.59 +	0.14 +	7.46
43 Woolen Cloth	0.8759	280.30	279.67	262.43 +	0.23 +	6.81
44 Readymade Garments	0.9739	269.28	268.40	254.73 +	0.33 +	5.71
45 Woolen Readymade Garments	0.3964	289.31	285.91	268.07 +	1.19 +	7.92
46 Hosiery	0.5094	274.69	273.10	257.89 +	0.58 +	6.51
47 Dopatta	0.4412	271.72	271.39	250.57 +	0.12 +	8.44
48 Cleaning and Laundry	0.2110	300.26	296.59	280.95 +	1.24 +	6.87
49 Tailoring	0.8840	358.21	356.47	333.86 +	0.49 +	7.29
50 Footwear	1.5504	180.90	180.86	167.79 +	0.02 +	7.81

Contd.

**7.4: Consumer Price Index Numbers by Major Groups  
and Selected Commodities  
(2007-2008=100)**

Item and Specification	Weight	Index Numbers			% Change in January,2019 over			
		Jan., 19	Dec., 2018	Jan., 18	Dec., 2018	Jan., 2018		
<b><u>Housing, water, Elec., Gas and other fuels</u></b>	<b>29.4149</b>	<b>226.00</b>	<b>219.28</b>	<b>202.53</b>	<b>+</b>	<b>3.06</b>	<b>+</b>	<b>11.59</b>
51 House Rent	21.8149	212.02	207.09	195.96	+	2.38	+	8.20
52 Construction Input Items	0.5623	292.42	290.47	259.82	+	0.67	+	12.55
53 Construction Wage Rates	0.3331	277.46	277.35	253.90	+	0.04	+	9.28
54 Water Supply	0.4971	194.95	194.95	172.61	+	0.00	+	12.94
55 Electricity	4.3985	258.28	238.10	238.10	+	8.48	+	8.48
56 Gas	1.5756	292.94	292.94	158.08	+	0.00	+	<u>85.31</u>
57 Kerosene Oil	0.0057	275.63	275.39	237.33	+	0.09	+	16.14
58 Firewood Whole	0.2277	305.94	305.35	300.58	+	0.19	+	1.78
<b><u>Furnishing and household equipment</u></b>	<b>4.2082</b>	<b>252.03</b>	<b>250.22</b>	<b>232.97</b>	<b>+</b>	<b>0.72</b>	<b>+</b>	<b>8.18</b>
59 Furniture	0.3315	250.86	247.26	226.49	+	1.46	+	10.76
60 Household Textiles	0.6489	251.22	249.62	235.87	+	0.64	+	6.51
61 Household Equipment	0.5936	197.60	197.85	184.14	-	0.13	+	7.31
62 Utensils	0.3212	268.14	265.24	240.15	+	1.09	+	11.66
63 Plastic Products	0.2547	239.16	237.13	217.34	+	0.86	+	10.04
64 Washing Soaps & Detergents	0.7893	257.38	256.02	234.72	+	0.53	+	9.65
65 Sewing Needle & Dr Cell	0.1496	229.39	225.74	210.07	+	1.62	+	9.20
66 Household Servant	1.0432	279.81	277.43	262.86	+	0.86	+	6.45
67 Marriage Hall Charges	0.0762	272.06	272.06	256.32	+	0.00	+	6.14
<b><u>Health</u></b>	<b>2.1868</b>	<b>236.58</b>	<b>235.75</b>	<b>218.26</b>	<b>+</b>	<b>0.35</b>	<b>+</b>	<b>8.39</b>
68 Drugs & Medicines	1.2667	200.93	199.56	186.69	+	0.69	+	7.63
69 Medical Equipments	0.0080	268.30	267.75	255.80	+	0.21	+	4.89
70 Doctor (MBBS) Clinic Fee	0.5904	320.01	320.01	292.66	+	0.00	+	9.35
71 Medical Tests	0.3217	223.06	222.85	205.04	+	0.09	+	8.79
<b><u>Transport</u></b>	<b>7.2023</b>	<b>209.96</b>	<b>212.38</b>	<b>182.63</b>	<b>-</b>	<b>1.14</b>	<b>+</b>	<b>14.96</b>
72 Motor Vehicles	0.6630	204.71	204.45	180.02	+	0.13	+	13.72
73 Motor Vehicle Accessories	0.2439	236.56	235.16	215.23	+	0.60	+	9.91
74 Motor Fuel	3.0269	189.53	195.52	160.55	-	3.06	+	18.05
75 Mechanical Service	0.4552	252.53	251.72	236.37	+	0.32	+	6.84
76 Motor Vehicle Tax	0.1099	210.18	210.18	210.18	+	0.00	+	0.00
77 Transport Services	2.7034	224.55	224.60	194.89	-	0.02	+	15.22
<b><u>Communication</u></b>	<b>3.2198</b>	<b>143.57</b>	<b>143.57</b>	<b>133.20</b>	<b>+</b>	<b>0.00</b>	<b>+</b>	<b>7.79</b>
78 Postal Services	0.0662	272.63	272.63	254.14	+	0.00	+	7.28
79 Communication & Apparatus	3.1536	140.86	140.86	130.67	+	0.00	+	7.80
<b><u>Recreation and culture</u></b>	<b>2.0227</b>	<b>215.30</b>	<b>214.51</b>	<b>198.46</b>	<b>+</b>	<b>0.37</b>	<b>+</b>	<b>8.49</b>
80 Recreation & Culture	0.8634	137.61	137.61	131.60	+	0.00	+	4.57
81 Text Books	0.5706	304.92	304.92	287.98	+	0.00	+	5.88
82 Newspapers	0.1934	235.21	235.21	184.72	+	0.00	+	27.33
83 Stationery	0.3953	245.87	241.84	222.01	+	1.67	+	10.75
<b><u>Education</u></b>	<b>3.9431</b>	<b>288.68</b>	<b>289.54</b>	<b>262.35</b>	<b>-</b>	<b>0.30</b>	<b>+</b>	<b>10.04</b>
84 Education	3.9431	288.68	289.54	262.35	-	0.30	+	10.04
<b><u>Restaurants and hotels</u></b>	<b>1.2286</b>	<b>302.94</b>	<b>301.38</b>	<b>286.89</b>	<b>+</b>	<b>0.52</b>	<b>+</b>	<b>5.59</b>
85 Readymade Food	1.2286	302.94	301.38	286.89	+	0.52	+	5.59
<b><u>Misc. goods and services</u></b>	<b>2.7550</b>	<b>278.60</b>	<b>275.96</b>	<b>255.69</b>	<b>+</b>	<b>0.96</b>	<b>+</b>	<b>8.96</b>
86 Personal Care	1.4935	248.28	246.54	233.68	+	0.71	+	6.25
87 Cosmetics	0.3853	232.50	231.29	206.14	+	0.52	+	12.79
88 Blades	0.0322	217.60	211.72	201.35	+	2.78	+	8.07
89 Personal Equipments	0.8440	355.64	350.88	319.33	+	1.36	+	11.37

## 7.5 Combined Consumer Price Index Numbers by Quintiles and Major Commodity Groups

January, 2019  
(2007-2008=100)

Income Quintiles	General	Food and non-alcoholic Beverages	Alcoholic Beverages, Tobacco	Clothing and footwear	Housing, water, Elec., Gas and other fuels	Furnishing and household equipment maintenance	Health	Transport	Communication	Recreation and culture	Education	Restaurants and hotels	Misc. goods and services
------------------	---------	----------------------------------	------------------------------	-----------------------	--	--	--------	-----------	---------------	------------------------	-----------	------------------------	--------------------------

### All Urban Combined

Aggregate	236.11	235.91	353.17	261.58	226.00	252.03	236.58	209.96	143.57	215.30	288.68	302.94	278.60
Income Quintile 1	227.60	229.47	354.33	259.20	199.74	250.41	230.41	225.19	126.27	228.41	302.84	295.87	271.84
Income Quintile 2	231.87	232.10	354.35	259.30	214.37	249.83	232.03	215.01	126.57	225.49	298.35	298.26	270.26
Income Quintile 3	232.15	233.57	354.79	259.84	214.61	247.64	233.34	209.20	129.44	221.68	291.11	299.92	272.33
Income Quintile 4	238.20	235.30	356.05	260.86	235.13	246.36	235.37	203.85	135.71	216.59	292.54	301.60	273.23
Income Quintile 5	239.74	239.77	350.34	263.50	234.74	254.31	239.93	210.91	151.52	210.37	286.32	305.03	284.67

---

**7.6 Combined Consumer Price Index Numbers by Quintile,  
Major Commodity Groups for Selected Cities  
January, 2019  
(2007-2008=100)**

Cities	General	Food & non-alcoholic Beverages	Alcoholic Beverages, Tobacco	Clothing & footwear	Housing, water, Elec., Gas & other fuels	Furnishing & household equipment maintenance	Health	Transport	Communication	Recreation & culture	Education	Restaurants & hotels	Misc. goods & services
--------	---------	--------------------------------	------------------------------	---------------------	--	--	--------	-----------	---------------	----------------------	-----------	----------------------	------------------------

**Income Quintile 1**

Rawalpindi	242.61	242.07	351.30	280.62	231.77	261.68	269.41	230.43	107.13	228.81	368.02	313.98	261.68
Islamabad	238.48	235.93	349.45	272.14	193.98	268.29	264.32	231.53	115.70	309.97	804.37	285.33	274.82
Lahore	210.15	224.94	347.15	245.94	158.94	280.03	223.68	200.71	106.47	226.18	307.82	265.21	321.15
Gujranwala	217.93	224.28	348.49	222.70	201.97	264.28	184.98	227.70	114.52	250.63	191.04	260.40	229.91
Sialkot	214.20	219.39	352.79	226.33	195.60	203.32	178.82	201.81	124.77	297.65	218.24	292.79	242.67
Faisalabad	236.23	232.24	349.53	240.18	229.51	228.91	302.76	226.16	134.91	253.13	258.75	315.23	251.88
Multan	217.18	219.36	344.49	228.82	198.84	232.29	215.67	195.73	151.69	234.02	215.78	257.60	250.63
Sargodha	236.96	224.78	349.66	231.61	245.43	295.19	220.56	321.88	116.65	293.94	277.77	413.40	280.59
Bahawalpur	235.57	221.43	350.53	285.23	241.34	245.19	207.01	205.67	182.27	268.32	268.89	295.70	232.14
Karachi	218.99	229.51	364.83	268.73	166.00	257.36	261.09	155.53	121.67	249.27	242.08	308.91	307.20
Hyderabad	214.82	232.63	349.49	231.83	161.00	243.51	214.18	200.27	117.87	212.92	412.06	340.15	250.63
Sukkur	219.20	215.80	351.24	281.22	183.48	231.73	198.61	213.52	171.88	194.03	440.37	346.06	244.34
Larkana	233.37	225.72	341.54	255.96	233.16	242.37	288.14	238.52	129.74	200.72	278.06	324.45	331.41
Peshawar	233.66	228.38	373.61	294.02	204.38	268.62	275.44	239.61	118.67	287.77	362.09	255.54	329.54
Bannu	237.97	234.22	386.72	232.51	243.88	274.45	210.51	253.22	118.19	291.77	214.03	340.06	309.24
Quetta	228.05	230.09	378.92	213.18	223.95	228.49	218.40	271.86	135.16	200.33	275.28	241.83	254.80
Khuzdar	226.81	228.00	318.22	258.18	194.62	254.67	270.22	253.03	127.77	193.06	342.73	469.65	226.29

**Income Quintile 2**

Rawalpindi	249.45	243.91	353.57	279.99	241.22	257.04	279.75	244.41	111.24	262.81	404.95	318.00	260.42
Islamabad	237.55	238.06	350.70	279.39	194.59	267.50	255.05	207.59	112.28	244.28	678.84	290.87	268.27
Lahore	211.05	225.53	348.80	243.03	163.92	287.32	218.23	191.22	105.97	225.63	305.65	269.33	313.93
Gujranwala	218.51	225.73	350.07	219.04	208.26	257.11	182.25	218.07	116.57	265.90	176.07	273.55	228.83
Sialkot	213.82	219.39	353.95	224.86	202.41	206.49	195.96	186.26	132.71	333.26	214.70	276.58	218.78
Faisalabad	236.27	233.30	349.76	242.09	236.77	235.36	293.10	212.04	127.30	247.04	242.65	306.35	250.20
Multan	218.38	221.49	343.39	228.91	206.44	229.43	211.70	187.09	141.16	238.86	220.73	256.29	246.44
Sargodha	239.81	226.86	346.55	229.50	254.33	297.29	225.56	280.92	107.82	299.54	252.19	394.17	285.45
Bahawalpur	237.49	224.50	349.04	274.22	248.38	253.55	207.40	187.03	181.52	261.09	331.91	311.08	230.98
Karachi	221.93	233.42	364.47	260.99	172.93	251.03	260.95	158.31	128.44	235.64	247.84	312.39	291.79
Hyderabad	217.97	234.17	349.64	233.19	167.62	246.61	211.81	201.18	120.61	202.57	469.79	355.02	255.54
Sukkur	221.75	217.74	347.47	279.96	190.96	223.87	199.21	217.39	168.92	201.11	435.53	346.15	241.17
Larkana	239.53	231.03	340.92	257.88	239.78	236.90	296.05	253.22	139.60	202.58	278.63	324.28	336.91
Peshawar	235.84	230.38	374.45	297.62	212.29	265.48	274.50	229.07	129.10	265.12	314.49	255.80	321.97
Bannu	240.02	234.50	380.72	236.15	243.13	267.44	220.16	243.86	122.96	282.27	307.62	317.51	338.69
Quetta	229.70	232.34	369.68	217.03	230.91	228.00	218.91	222.78	127.06	203.99	250.59	242.35	257.42
Khuzdar	225.52	229.13	325.21	259.07	177.14	269.45	270.27	221.11	135.41	200.90	317.33	460.73	225.55

Contd.

**7.6 Combined Consumer Price Index Numbers by Quintile,  
Major Commodity Groups for Selected Cities  
January, 2019  
(2007-2008=100)**

Cities	General	Food & non-alcoholic Beverages	Alcoholic Beverages, Tobacco	Clothing & footwear	Housing, water, Elec., Gas & other fuels	Furnishing & household equipment maintenance	Health	Transport	Communication	Recreation & culture	Education	Restaurants & hotels	Misc. goods & services
--------	---------	--------------------------------	------------------------------	---------------------	--	--	--------	-----------	---------------	----------------------	-----------	----------------------	------------------------

**Income Quintile 3**

Rawalpindi	250.66	243.01	348.10	284.06	249.24	262.57	291.09	225.01	117.26	251.22	358.38	317.55	263.41
Islamabad	238.20	238.72	343.15	271.48	194.08	265.45	248.46	214.35	119.65	232.24	795.05	283.37	278.97
Lahore	211.71	227.95	347.51	244.91	158.54	290.48	217.95	187.71	111.17	226.59	284.65	266.50	318.65
Gujranwala	219.12	228.15	348.78	222.67	208.33	249.36	185.87	200.17	123.50	235.74	176.36	267.04	234.63
Sialkot	214.72	221.03	342.94	227.10	204.23	212.97	188.87	177.37	141.00	307.95	203.75	270.22	223.01
Faisalabad	238.02	235.34	343.01	242.47	244.38	235.57	291.40	200.70	129.25	243.49	245.70	305.49	250.44
Multan	218.76	222.19	342.45	227.54	209.02	220.78	215.78	186.39	144.05	229.22	228.84	251.89	242.02
Sargodha	241.71	225.89	345.46	231.44	265.25	297.35	217.51	251.19	114.90	283.20	300.80	418.83	285.67
Bahawalpur	240.52	226.08	352.59	280.17	258.64	253.10	202.07	190.63	181.98	250.93	269.14	303.87	238.23
Karachi	223.37	233.95	367.10	256.57	170.92	245.66	257.01	161.06	130.93	229.76	254.75	319.06	288.40
Hyderabad	218.11	234.16	348.63	234.72	161.01	248.87	209.02	197.73	133.11	210.42	465.15	359.34	264.83
Sukkur	222.53	217.19	354.49	281.91	186.69	229.23	196.11	208.49	167.72	198.24	482.49	342.22	246.21
Larkana	243.07	235.00	340.50	254.52	245.86	237.03	282.94	243.65	141.97	205.05	278.56	319.89	374.61
Peshawar	236.39	228.35	367.52	298.26	214.49	266.97	274.75	238.26	127.78	247.08	327.58	256.03	320.49
Bannu	238.20	234.60	387.84	241.40	247.60	253.68	211.09	222.61	127.82	262.45	232.47	323.37	335.79
Quetta	229.80	232.16	367.54	216.77	236.38	226.55	227.62	206.43	126.37	200.03	262.25	236.73	255.62
Khuzdar	224.62	233.25	328.71	252.62	167.88	262.69	278.30	203.26	140.29	197.99	342.74	446.30	228.69

**Income Quintile 4**

Rawalpindi	251.80	243.26	347.69	287.18	252.17	268.78	291.46	224.21	121.04	231.70	330.20	321.11	271.37
Islamabad	242.65	240.34	341.18	273.34	200.07	267.91	265.39	216.86	135.43	223.96	721.41	296.00	278.22
Lahore	213.88	230.04	345.63	244.76	173.48	289.59	216.17	183.00	118.48	219.46	295.61	263.55	318.63
Gujranwala	220.22	229.28	345.99	224.88	217.31	234.00	185.34	195.91	132.69	234.26	177.01	265.80	227.87
Sialkot	217.33	224.62	343.49	226.39	215.90	213.51	176.51	178.79	152.35	276.68	200.89	266.57	217.14
Faisalabad	239.03	237.95	347.37	243.38	248.27	236.90	286.09	189.91	133.17	227.79	252.02	306.95	257.36
Multan	220.35	222.43	341.69	229.64	220.20	221.58	206.58	182.21	148.23	218.70	234.21	246.77	249.26
Sargodha	246.70	228.33	342.25	233.62	266.48	308.08	219.04	243.01	123.77	310.69	356.51	415.51	289.44
Bahawalpur	242.44	227.18	347.11	276.28	259.63	250.98	201.72	187.34	185.17	243.41	304.20	287.60	248.10
Karachi	225.06	235.00	368.98	257.24	184.07	254.63	257.01	165.61	136.86	226.02	262.29	321.47	286.28
Hyderabad	220.65	236.58	357.55	234.53	176.78	247.25	209.38	194.34	141.80	211.30	461.21	359.99	273.11
Sukkur	227.61	221.62	340.58	281.83	201.09	232.58	199.92	196.94	170.56	201.11	490.13	342.69	257.31
Larkana	249.07	241.69	329.58	253.85	248.97	238.94	293.84	235.71	153.73	205.07	311.33	322.13	405.27
Peshawar	238.64	231.72	362.09	298.17	222.16	262.17	281.63	224.97	134.98	246.89	310.11	261.11	318.52
Bannu	243.46	239.93	394.26	247.22	245.95	262.35	197.78	242.21	128.22	261.58	240.26	320.67	344.61
Quetta	232.85	233.07	360.54	218.50	242.75	226.43	230.11	215.76	129.97	195.28	271.74	236.70	259.14
Khuzdar	229.47	235.34	324.63	253.18	184.86	277.99	277.78	202.68	149.77	203.10	372.11	431.68	252.96

Contd.

**7.6 Combined Consumer Price Index Numbers by Quintile,  
Major Commodity Groups for Selected Cities  
January, 2019  
(2007-2008=100)**

Cities	General	Food & non-alcoholic Beverages	Alcoholic Beverages, Tobacco	Clothing & footwear	Housing, water, Elec., Gas & other fuels	Furnishing & household equipment maintenance	Health	Transport	Communication	Recreation & culture	Education	Restaurants & hotels	Misc. goods & services
--------	---------	--------------------------------	------------------------------	---------------------	--	--	--------	-----------	---------------	----------------------	-----------	----------------------	------------------------

**Income Quintile 5**

Rawalpindi	258.04	250.29	335.34	286.40	256.59	269.16	284.51	223.64	137.90	222.99	344.24	324.91	304.83
Islamabad	241.77	247.82	329.64	282.21	199.83	270.65	268.94	223.13	142.73	221.20	487.69	307.38	299.38
Lahore	215.88	237.52	331.31	251.32	174.83	285.81	216.30	191.82	139.59	215.16	273.44	273.29	330.07
Gujranwala	220.64	234.17	335.59	227.43	220.32	204.41	185.53	193.88	153.35	215.42	171.40	270.19	253.82
Sialkot	218.41	229.14	332.50	231.86	218.25	219.41	181.67	186.59	156.03	261.33	192.12	276.94	230.40
Faisalabad	240.76	242.81	340.00	245.12	251.87	228.17	272.35	192.69	143.17	224.29	299.34	312.21	273.67
Multan	222.82	229.60	328.22	231.53	223.06	205.00	209.67	197.58	150.97	220.21	255.08	251.39	254.99
Sargodha	259.84	234.59	343.74	250.39	268.81	401.73	215.95	225.33	136.49	265.66	533.15	432.13	315.24
Bahawalpur	250.50	233.78	329.83	274.62	263.92	260.31	198.34	202.02	187.97	244.31	334.78	299.69	265.36
Karachi	229.31	239.13	360.78	257.60	184.21	336.00	265.04	203.79	153.88	221.00	268.79	327.87	299.08
Hyderabad	224.07	242.19	336.75	237.92	179.42	228.63	205.90	205.13	156.02	204.41	438.98	366.48	298.87
Sukkur	230.07	226.90	331.50	280.66	204.57	223.96	195.26	208.87	176.26	201.09	476.62	342.23	270.60
Larkana	252.12	243.96	325.77	252.33	251.37	242.32	304.34	223.79	160.45	191.02	382.43	323.04	379.74
Peshawar	243.18	234.90	342.79	295.33	222.37	268.39	267.41	243.02	143.68	211.36	326.66	257.58	315.00
Bannu	241.55	234.57	397.46	237.60	247.39	236.06	207.93	186.18	132.16	236.66	359.51	334.43	309.91
Quetta	236.52	237.07	348.35	217.44	247.77	222.49	217.34	213.86	141.15	197.43	273.75	239.56	272.56
Khuzdar	231.83	239.37	329.44	258.03	179.24	267.49	274.31	186.82	165.73	214.31	418.03	459.12	289.80

**Aggregate**

Rawalpindi	254.60	247.17	341.91	285.99	251.46	268.55	286.11	224.22	132.20	228.45	344.13	322.91	293.49
Islamabad	240.38	246.24	332.29	280.91	196.59	270.37	267.51	222.73	141.58	222.47	499.93	306.85	297.19
Lahore	213.78	232.21	341.02	247.67	170.62	286.81	216.89	189.78	129.28	219.14	280.44	270.16	324.10
Gujranwala	220.04	229.39	344.29	224.13	215.56	226.60	185.09	197.73	137.82	232.83	175.25	268.71	238.90
Sialkot	216.54	224.79	341.81	228.36	212.35	215.08	183.10	183.64	151.15	279.60	198.54	274.20	224.97
Faisalabad	238.95	236.95	345.71	243.08	246.27	231.18	285.93	196.01	136.68	235.14	273.93	309.54	260.34
Multan	220.74	224.46	338.84	229.87	216.96	212.68	210.72	193.51	148.86	223.57	245.77	251.42	250.60
Sargodha	247.18	228.35	344.84	235.61	263.55	339.39	219.23	241.27	124.59	288.10	383.25	419.41	294.81
Bahawalpur	243.70	227.09	345.30	277.46	257.35	256.08	201.98	198.01	185.68	250.48	322.06	298.88	247.96
Karachi	226.12	236.66	364.25	257.87	179.08	314.27	261.75	192.92	147.54	224.28	266.16	324.54	294.92
Hyderabad	220.80	236.88	348.31	235.27	174.95	237.55	208.73	201.15	144.51	207.49	449.22	361.08	280.56
Sukkur	225.72	220.38	343.05	281.19	198.72	227.91	197.84	206.05	171.81	199.99	478.10	343.24	255.22
Larkana	244.14	234.95	336.60	254.98	246.75	239.38	293.32	236.16	146.91	201.13	329.05	322.59	368.81
Peshawar	239.71	231.47	363.54	296.48	219.44	267.10	272.05	239.94	137.94	233.49	324.73	257.61	318.43
Bannu	240.54	235.94	388.84	240.14	245.75	255.27	207.65	218.87	127.49	260.05	281.68	325.37	326.18
Quetta	233.10	233.68	358.46	217.29	241.89	225.33	223.13	214.35	133.40	198.45	268.88	238.59	262.60
Khuzdar	227.47	231.37	324.66	256.39	186.36	265.70	273.80	214.15	140.43	200.33	350.53	454.02	242.21

**7.7 Combined Consumer Price Index Numbers by Income Groups/City  
and Commodity Groups for all Centers Covered in CPI  
January, 2019  
(2007-2008=100)**

Cities		General	Food and non-alcoholic Beverages	Alcoholic Beverages, Tobacco	Clothing and foot-wear	Housing, water, Elec., Gas and other fuels	Furnishing and household equipment maintenance	Health	Transport	Communication	Recreation and culture	Education	Restaurants and hotels	Misc. goods and services
Rawalpindi	01	254.60	247.17	341.91	285.99	251.46	268.55	286.11	224.22	132.20	228.45	344.13	322.91	293.49
Islamabad	02	240.38	246.24	332.29	280.91	196.59	270.37	267.51	222.73	141.58	222.47	499.93	306.85	297.19
Attock	03	228.52	227.50	336.62	273.54	179.90	263.15	221.05	227.35	130.97	206.54	379.84	328.50	320.56
Jhelum	04	229.17	231.15	345.05	281.06	212.13	252.08	224.57	222.03	137.61	236.80	255.68	311.26	248.66
Lahore	05	213.78	232.21	341.02	247.67	170.62	286.81	216.89	189.78	129.28	219.14	280.44	270.16	324.10
Sahiwal	06	258.86	235.16	342.72	330.86	266.16	251.54	281.60	200.77	147.95	263.19	383.90	320.80	309.20
Gujranwala	07	220.04	229.39	344.29	224.13	215.56	226.60	185.09	197.73	137.82	232.83	175.25	268.71	238.90
Wazirabad	08	232.43	237.05	349.89	232.28	239.17	228.80	184.00	212.38	140.00	228.32	178.88	253.53	249.33
Sialkot	09	216.54	224.79	341.81	228.36	212.35	215.08	183.10	183.64	151.15	279.60	198.54	274.20	224.97
Faisalabad	10	238.95	236.95	345.71	243.08	246.27	231.18	285.93	196.01	136.68	235.14	273.93	309.54	260.34
Jhang	11	245.33	228.98	343.18	375.93	230.73	272.19	339.15	210.62	146.23	229.62	208.42	297.25	245.44
Multan	12	220.74	224.46	338.84	229.87	216.96	212.68	210.72	193.51	148.86	223.57	245.77	251.42	250.60
Muzaffargarh	13	223.50	225.04	339.26	257.45	211.68	220.33	192.08	196.30	151.18	234.12	210.04	292.95	258.52
D. G. Khan	14	235.95	232.87	351.40	281.93	253.26	241.98	216.54	196.24	132.79	203.19	155.09	283.73	219.33
Vehari	15	227.06	225.94	347.94	250.32	218.56	241.04	196.92	219.03	140.45	229.27	270.31	292.36	287.60
Sargodha	16	247.18	228.35	344.84	235.61	263.55	339.39	219.23	241.27	124.59	288.10	383.25	419.41	294.81
Mianwali	17	267.19	243.19	346.40	207.66	364.06	249.13	207.06	212.42	111.53	267.00	404.69	273.26	293.56
Bahawalpur	18	243.70	227.09	345.30	277.46	257.35	256.08	201.98	198.01	185.68	250.48	322.06	298.88	247.96
Bahawalnagar	19	249.95	231.95	349.69	324.57	240.15	303.59	253.89	215.76	147.98	230.47	457.68	328.44	286.06
R. Y. Khan	20	238.46	232.72	335.40	296.33	231.74	261.57	192.05	201.70	136.66	229.83	373.19	322.16	271.76
Karachi	21	226.12	236.66	364.25	257.87	179.08	314.27	261.75	192.92	147.54	224.28	266.16	324.54	294.92
Hyderabad	22	220.80	236.88	348.31	235.27	174.95	237.55	208.73	201.15	144.51	207.49	449.22	361.08	280.56
Nawabshah	23	265.74	256.78	393.21	311.90	235.83	256.69	251.30	214.28	148.31	187.88	627.32	323.68	441.12
Mirpukhas	24	230.80	246.47	385.97	220.31	204.96	199.64	192.82	199.52	120.62	183.05	458.06	333.40	252.36
Mithi	25	253.38	247.10	386.34	269.38	266.55	223.64	185.79	192.37	117.76	198.32	432.97	303.81	308.50
Sukkur	26	225.72	220.38	343.05	281.19	198.72	227.91	197.84	206.05	171.81	199.99	478.10	343.24	255.22
Larkana	27	244.14	234.95	336.60	254.98	246.75	239.38	293.32	236.16	146.91	201.13	329.05	322.59	368.81
Dadu	28	237.67	238.93	346.81	268.92	212.34	255.41	195.42	225.89	128.55	198.39	617.30	270.71	268.16
Peshawar	29	239.71	231.47	363.54	296.48	219.44	267.10	272.05	239.94	137.94	233.49	324.73	257.61	318.43
Mardan	30	269.99	234.45	344.92	316.19	303.03	255.96	246.71	250.73	136.68	249.63	541.77	275.08	339.63
Abbottabad	31	248.56	249.90	330.53	307.69	186.90	347.57	263.55	277.92	160.51	232.13	330.54	301.89	275.79
Bannu	32	240.54	235.94	388.84	240.14	245.75	255.27	207.65	218.87	127.49	260.05	281.68	325.37	326.18
D. I. Khan	33	255.51	241.15	334.49	225.85	324.23	219.75	207.07	198.16	119.15	179.53	428.49	258.55	269.71
Mingora	34	254.29	234.10	333.78	309.71	237.72	245.41	299.85	227.92	145.24	247.79	389.67	338.63	535.07
Quetta	35	233.10	233.68	358.46	217.29	241.89	225.33	223.13	214.35	133.40	198.45	268.88	238.59	262.60
Turbat	36	264.60	211.46	364.21	233.17	390.38	243.88	249.08	188.19	126.92	167.08	349.76	340.23	297.33
Gawadar	37	230.44	217.10	267.96	256.22	246.49	239.14	239.25	185.86	112.09	140.88	377.56	395.62	289.15
Loralai	38	248.03	235.12	347.06	269.39	275.00	228.78	231.34	210.56	126.17	232.40	336.84	384.45	289.89
Khuzdar	39	227.47	231.37	324.66	256.39	186.36	265.70	273.80	214.15	140.43	200.33	350.53	454.02	242.21
D. M. Jamali	40	235.09	238.31	366.99	223.73	218.87	237.50	230.69	267.45	132.60	193.55	367.26	354.73	251.59

## 7.8 Index Numbers of Wholesale Prices by Commodity Groups

Year / month	General	Agriculture Forestry & Fishery Product	Others & Minerals electricity gas & water	Food product Beverages & tobacco Textile Apparel & Leather Product	Other transportable Goods	Metal product Machinery & Equipment
--------------	---------	---	---	---	---------------------------------	---

(2007-08=100)

2012-13	194.61	198.23	211.17	188.39	203.93	159.29
2013-14	158.88	165.52	163.62	156.11	162.99	132.02
2014-15	209.85	220.56	245.47	206.76	197.12	172.72
2015-16	242.07	269.43	265.63	245.92	213.60	187.97
2016-17	216.02	248.00	242.08	225.59	168.07	174.40
2018 Jan	224.99	259.27	243.77	231.89	183.97	178.30
Feb	224.66	252.97	243.39	231.40	190.61	178.47
Mar	225.22	254.55	242.92	231.06	191.75	179.07
Apr	228.07	260.48	242.84	233.13	193.68	182.01
May	230.98	263.65	242.99	235.86	198.63	183.47
Jun	234.40	266.18	243.23	238.47	206.51	185.32
Jul	240.04	274.85	243.17	243.73	214.04	186.28
Aug	241.93	274.04	244.14	247.95	216.87	186.72
Sep	238.25	267.67	244.76	243.64	213.10	187.64
Oct	248.19	272.57	293.55	248.54	217.85	190.04
Nov	249.92	271.62	293.14	249.98	224.71	190.55
Dec	247.72	266.70	293.54	251.73	218.04	190.19
2019 Jan	247.21	267.58	292.15	253.40	212.67	191.48

---



## 7.9 Index Numbers of Wholesale Prices by Commodities

Year/month	AGRICULTURE FORESTRY & FISHERY										
	Wheat	Maize	Rice	Sorghum/ Jowar	Millet/ Bajra	Vegetables	Fresh Fruits	Dry Fruits	Cotton Seeds	Other oil Seeds	Edible Roots Potatoes
(2007-08=100)											
2012-13	188.52	174.74	165.42	211.29	177.02	216.66	216.05	181.47	168.92	177.67	162.82
2013-14	227.13	185.28	177.67	279.98	179.06	254.41	226.73	201.66	185.58	178.30	314.12
2014-15	209.29	191.65	172.20	300.13	173.82	255.40	245.60	227.30	208.86	179.03	314.37
2015-16	209.07	194.53	147.58	291.34	192.41	258.45	254.69	245.18	249.16	162.08	152.76
2016-17	208.21	193.44	154.49	244.45	180.10	280.77	264.68	241.41	268.07	178.77	227.85
2018 Jan	209.85	205.68	174.67	239.51	184.05	270.50	242.06	267.11	255.87	190.61	216.51
Feb	210.64	199.27	174.06	242.65	183.60	219.44	265.01	267.56	256.23	187.75	167.22
Mar	209.00	205.11	173.85	256.85	188.77	195.23	291.61	269.25	257.18	177.04	148.10
Apr	203.30	210.71	174.07	261.38	197.62	237.20	308.39	275.26	255.66	182.04	133.10
May	193.89	220.29	178.91	292.47	210.95	230.36	358.47	283.68	273.24	186.14	161.85
Jun	197.00	209.74	178.97	289.95	216.72	248.68	375.03	287.26	267.32	189.36	178.71
Jul	202.51	218.34	181.75	305.26	244.12	347.33	328.17	285.82	267.32	193.29	194.26
Aug	204.53	222.24	181.28	293.20	249.84	346.19	298.81	275.54	268.41	196.32	207.46
Sep	205.17	228.81	181.31	285.95	261.64	338.79	266.54	278.85	265.99	195.43	199.17
Oct	207.42	214.53	182.76	275.88	244.40	356.04	277.92	276.70	266.98	197.75	214.22
Nov	211.76	219.23	183.58	279.91	239.29	255.52	249.64	275.15	265.86	194.00	232.25
Dec	213.18	224.19	187.06	290.73	216.39	178.77	243.41	280.01	263.02	192.93	195.30
2019 Jan	214.48	229.91	190.79	304.58	209.51	195.27	254.18	281.40	263.05	192.04	134.45

Contd.

## 7.9 Index Numbers of Wholesale Prices by Commodities

Year/month	AGRICULTURE FORESTRY & FISHERY											
	Stimulant & spice crops	Pulses	Sugar crops	Fibre crops	Unmanufactured tobacco	Poultry	Milk from bovine animals	Eggs	Raw animal material / wool	Hides&fur skins wool	Fuel wood in logs	Fishes fresh or chilled
(2007-08=100)												
2012-13	184.68	204.81	267.92	193.56	171.49	178.40	213.81	191.02	138.84	139.08	215.48	191.11
2013-14	316.66	186.74	267.92	217.41	186.62	202.88	225.98	200.17	155.22	145.20	238.11	247.73
2014-15	350.96	207.90	277.32	172.23	213.88	193.98	249.87	204.51	173.19	155.20	252.59	270.19
2015-16	269.52	252.23	286.30	170.39	230.07	191.41	255.23	186.82	176.08	153.18	263.90	354.97
2016-17	222.16	290.65	275.16	209.16	271.01	183.11	266.08	209.31	175.73	120.95	272.97	460.20
2018 Jan	271.65	252.98	257.62	244.64	305.98	221.99	275.47	237.06	172.52	104.72	283.56	478.82
Feb	269.38	249.60	257.62	226.99	305.98	211.05	275.47	212.43	173.81	105.02	283.56	477.80
Mar	266.39	240.45	257.62	234.67	308.03	219.05	275.47	201.84	173.81	101.97	283.56	476.70
Apr	279.19	239.71	257.62	242.34	308.03	230.37	280.72	188.73	176.13	98.66	283.56	476.70
May	282.74	239.75	257.62	239.28	309.16	249.20	283.49	194.33	176.72	94.24	283.56	451.10
Jun	307.03	238.72	257.62	243.36	309.38	251.13	283.49	188.20	176.84	95.00	283.56	451.10
Jul	318.90	236.97	257.62	271.84	317.53	203.33	284.87	214.76	176.84	97.06	283.56	451.22
Aug	322.59	232.09	257.62	281.00	316.51	159.15	285.13	206.97	176.92	97.22	283.56	451.22
Sep	319.25	231.62	257.62	262.70	318.02	143.93	285.13	201.16	176.92	93.47	284.65	453.67
Oct	333.36	231.09	257.62	266.15	318.02	203.44	285.82	233.62	177.28	92.70	284.65	461.53
Nov	331.71	233.92	257.62	284.57	322.03	241.45	285.82	254.37	180.75	92.92	289.68	462.45
Dec	315.85	238.94	265.16	282.27	325.00	221.45	285.96	244.82	190.00	92.91	290.77	460.30
2019 Jan	326.03	242.62	275.85	280.99	325.00	173.65	286.63	240.31	190.16	92.92	295.14	462.20

Contd.

## 7.9 Index Numbers of Wholesale Prices by Commodities

Year/Month	ORES/MINERALS, GAS & ELECT.				FOOD, BEVERAGES, TOBACCO TEXTILE, APPAREL, LEATHER TEXTILE					
	Coal not Agglomerated	Natural Gas liquified	Salt pure sodium chloride	Electrical Energy	Meat of Animals	Vegetables & fruit Juices	Dried Fruits & Nuts	Fruits & Juices	Vegetable Oil Refined	Vegetable Ghee
(2007-08=100)										
2012-13	209.81	197.43	175.78	226.10	228.80	186.93	219.33	158.67	157.94	141.75
2013-14	223.53	203.85	223.53	281.02	238.93	192.48	221.32	166.33	162.31	141.51
2014-15	223.53	202.94	247.76	292.89	257.56	197.17	226.22	172.75	159.75	132.06
2015-16	191.01	207.76	252.31	293.22	267.79	201.97	239.02	177.58	150.41	119.85
2016-17	154.51	209.55	245.12	288.00	282.23	216.85	255.25	181.49	153.08	124.63
2018 Jan	155.29	212.87	257.14	288.00	311.27	226.05	296.20	182.55	155.66	127.54
Feb	155.29	212.02	264.37	288.00	311.27	224.97	297.11	182.60	156.36	126.69
Mar	155.29	211.00	266.38	288.00	314.84	224.97	291.20	183.21	156.57	127.28
Apr	155.29	210.84	266.38	288.00	317.46	226.66	290.88	184.96	157.40	128.77
May	155.29	211.12	269.74	288.00	325.47	226.66	295.32	185.23	158.97	129.83
Jun	155.29	211.61	269.74	288.00	331.21	226.66	296.19	185.75	158.88	129.89
Jul	155.29	211.49	269.74	288.00	336.15	226.66	298.38	186.08	159.08	130.51
Aug	155.29	213.53	269.74	288.00	339.60	228.62	299.69	188.66	158.54	130.77
Sep	155.29	214.80	271.87	288.00	339.60	228.62	302.02	188.55	159.08	130.88
Oct	155.29	317.16	271.87	288.00	343.65	228.62	302.31	188.73	160.00	131.73
Nov	155.29	316.26	275.23	288.00	346.05	228.62	306.71	188.81	161.51	132.81
Dec	155.29	317.10	275.23	288.00	346.05	228.62	310.79	188.84	161.33	134.81
2019 Jan	155.29	318.12	275.23	283.90	349.94	228.62	315.47	188.88	161.93	136.37

Contd.

## 7.9 Index Numbers of Wholesale Prices by Commodities

Year/month	FOOD, BEVERAGES, TOBACCO TEXTILE, APPAREL, LEATHER TEXTILE												
	Oil cakes	Processed Liquid Milk	Milk & cream in solid form	Ice cream	Dairy Product N.E.C	Wheat Flour	Other cereal Flour	Sugar Refined	Choco late	Sugar Confectionary	Coffee & Tea	Spices	Other Food Product

(2007-08=100)

2012-13	166.19	207.70	171.54	172.43	207.02	172.24	194.72	201.93	99.19	101.34	203.24	279.84	319.16
2013-14	191.83	211.76	196.23	210.37	220.93	205.78	139.04	206.98	99.19	102.28	215.49	193.08	308.00
2014-15	203.54	243.81	219.96	219.91	239.23	198.20	149.19	217.88	99.19	103.59	192.27	189.96	295.24
2015-16	213.66	248.23	218.49	223.59	246.04	196.65	233.09	237.16	100.75	118.70	242.82	189.17	292.27
2016-17	229.42	258.73	219.63	243.11	252.64	194.74	288.67	242.70	99.77	125.99	243.24	190.21	293.92
2018 Jan	231.10	287.08	223.37	266.02	267.37	196.64	217.28	199.93	100.00	127.85	253.63	202.13	294.50
Feb	231.54	286.83	223.55	266.02	267.61	195.72	218.04	189.16	100.00	127.85	261.80	202.23	294.50
Mar	226.67	288.23	223.34	266.02	272.54	194.41	210.20	189.93	100.00	127.85	267.98	202.23	294.50
Apr	227.97	288.23	223.34	266.02	273.79	190.87	213.24	196.05	100.00	127.55	272.46	202.24	294.50
May	232.12	289.45	223.82	266.02	278.71	188.12	215.85	196.39	100.00	127.55	274.13	202.25	294.50
Jun	236.30	289.96	223.82	266.02	279.94	189.88	215.32	200.66	100.00	127.55	275.43	202.25	294.50
Jul	242.30	293.74	224.54	266.02	278.41	191.95	215.20	207.93	100.00	127.25	277.31	202.35	294.50
Aug	244.38	296.67	225.34	286.26	279.65	193.24	217.45	210.94	100.00	127.25	279.34	202.35	294.50
Sep	240.72	296.67	225.53	286.26	282.17	194.82	218.82	207.69	100.00	127.25	278.46	213.13	300.74
Oct	246.07	296.92	226.06	286.26	283.94	196.77	216.08	207.95	100.00	127.25	279.59	222.23	308.13
Nov	244.02	296.92	232.69	286.26	290.96	196.58	220.56	207.53	100.00	127.25	281.25	222.28	308.63
Dec	244.38	296.92	236.57	286.26	291.79	197.31	219.15	211.56	100.00	127.25	285.98	226.87	309.34
2019 Jan	245.98	296.92	237.78	286.26	295.19	197.43	235.02	223.07	100.00	127.25	288.73	240.50	312.04

Contd.

## 7.9 Index number of wholesale prices by commodities

Year/month	FOOD, BEVERAGES, TOBACCO TEXTILE, APPAREL, LEATHER TEXTILE									
	Mineral Water	Beverages	Tobacco Product	Cotton Yarn	Nylon Yarn	Blended Yarn	Woven Fabrics	Cotton Fabrics	Other Fabrics	Silk & Reyon Fabrics
(2007-08=100)										
2012-13	168.78	137.45	208.80	208.38	181.46	193.63	196.76	175.90	166.96	152.04
2013-14	182.07	151.87	246.42	213.03	178.22	198.57	222.82	189.15	182.16	161.87
2014-15	186.75	170.90	296.01	180.86	157.07	189.75	247.06	199.86	207.66	177.39
2015-16	190.57	172.11	378.88	173.44	147.60	180.47	270.86	203.54	218.26	187.05
2016-17	197.93	172.31	429.82	198.86	144.76	180.50	299.85	209.64	224.71	189.20
2018 Jan	208.14	172.85	318.37	227.49	143.99	188.55	321.49	212.43	227.16	188.14
Feb	208.14	172.85	318.37	227.49	143.99	188.55	321.49	213.18	227.16	188.14
Mar	211.50	173.00	318.37	222.05	143.99	189.19	321.49	214.23	227.16	188.14
Apr	211.50	173.00	318.37	229.04	143.99	192.56	321.49	214.23	227.16	188.14
May	211.50	173.22	318.37	236.05	143.99	195.38	321.49	219.99	227.85	188.95
Jun	211.50	173.22	318.37	242.86	143.99	196.66	321.49	220.18	227.85	189.05
Jul	211.50	172.63	318.37	262.52	143.99	197.90	321.49	220.60	227.85	188.81
Aug	211.50	172.63	319.65	280.03	143.99	200.05	321.49	219.87	227.85	188.81
Sep	210.16	176.55	319.65	253.93	143.99	201.84	321.49	219.87	227.85	188.81
Oct	210.16	176.55	393.80	252.78	143.99	199.05	324.76	220.63	227.85	188.81
Nov	207.20	176.55	393.80	256.44	143.99	195.65	338.53	221.14	227.85	188.81
Dec	207.20	176.55	393.80	260.77	143.99	193.85	338.53	223.20	231.49	194.26
2019 Jan	210.16	176.55	393.80	259.02	143.99	194.81	344.94	223.30	231.49	194.26

Contd.

## 7.9 Index number of wholesale prices by commodities

Year / month	FOOD, BEVERAGES, TOBACCO TEXTILE, APPAREL, LEATHER TEXTILE										
	Towels	Blankets	Bedsheet	Quilt	Woolen Carpets	Synthetic Carpets	Hosiery Product	Ready made Garments	Leather without Hairs	Other Leather N.E.C	Foot wears
(2007-08=100)											
2012-13	202.34	179.22	201.81	150.78	106.55	116.43	176.65	137.23	111.60	130.47	134.42
2013-14	231.49	205.36	230.69	166.21	110.96	115.50	191.70	156.73	168.48	288.58	134.22
2014-15	257.45	230.50	249.94	187.32	130.72	124.64	212.44	184.42	215.90	221.91	134.22
2015-16	267.20	241.24	256.29	198.19	155.16	128.26	222.15	193.88	220.42	206.93	137.54
2016-17	271.92	246.60	256.73	198.19	193.95	129.82	236.13	199.46	222.98	207.31	145.05
2018 Jan	276.14	265.03	256.87	222.32	196.43	130.95	244.11	201.37	212.68	207.02	145.51
Feb	276.14	265.03	256.87	222.32	196.43	130.95	244.11	201.37	212.68	207.02	145.51
Mar	276.14	265.03	256.87	222.32	196.43	130.95	244.42	201.37	212.68	207.02	145.51
Apr	276.14	265.03	256.87	222.32	196.43	130.95	248.01	201.16	212.68	207.02	164.15
May	287.65	265.03	256.87	222.32	196.43	130.95	250.36	201.16	212.68	207.02	168.09
Jun	305.52	265.03	256.87	222.32	196.43	130.95	250.36	204.85	212.68	207.02	168.09
Jul	305.52	265.03	256.87	222.32	196.43	130.95	250.36	204.85	212.68	207.02	168.09
Aug	305.52	265.03	256.87	222.32	196.43	131.80	250.36	204.85	212.68	207.02	168.09
Sep	305.52	267.72	256.87	222.32	196.43	131.80	253.68	204.85	212.68	207.02	168.09
Oct	305.52	267.72	257.39	222.32	196.43	131.80	254.07	204.85	225.53	313.42	168.09
Nov	308.50	273.59	268.60	224.63	196.43	131.80	254.53	213.16	228.93	320.16	168.09
Dec	308.50	277.52	268.60	224.63	196.43	131.80	254.53	218.58	228.93	320.16	168.09
2019 Jan	308.50	277.52	268.60	229.26	196.43	131.80	254.53	220.45	228.93	372.02	168.09

Contd.

## 7.9 Index number of wholesale prices by commodities

Year/month	OTHER TRANSPORTABLE GOODS												
	Timber	Printing Paper	Hard Board	Coke	Motor Sprit	Diesel Oil	Kerosine Oil	Furnace Oil	Mobile Oil	Chemicals	Dying Materials	Fertilizers	Pesticides
(2007-08=100)													
2012-13	149.51	158.66	193.63	163.45	168.70	257.74	260.42	177.08	183.78	154.14	105.42	261.38	195.99
2013-14	170.36	169.84	220.14	163.45	184.99	271.23	283.49	176.90	194.20	171.90	115.91	266.33	227.17
2014-15	195.72	167.58	218.10	163.45	147.81	214.81	228.04	132.51	201.20	196.13	145.04	272.04	281.42
2015-16	214.44	163.34	199.14	163.45	120.71	157.60	137.91	70.22	198.20	184.23	146.55	267.53	310.85
2016-17	225.62	166.07	212.50	163.45	115.52	149.70	115.81	93.94	197.45	174.85	146.55	219.37	306.54
2018 Jan	233.32	168.59	225.00	163.45	137.71	185.90	171.38	116.89	201.21	182.36	146.55	223.59	310.16
Feb	237.00	168.59	225.00	163.45	142.75	201.27	187.24	130.29	200.85	188.23	146.55	225.55	310.16
Mar	237.00	168.59	225.00	163.45	148.77	205.65	203.79	125.91	200.85	188.57	146.55	226.19	310.16
Apr	237.00	170.48	260.42	163.45	145.27	203.45	203.79	131.92	201.08	191.56	146.55	226.05	310.16
May	237.00	170.68	260.42	163.45	148.14	211.29	212.90	148.26	201.08	191.65	146.55	228.94	312.26
Jun	237.00	171.07	260.42	163.45	155.34	227.66	224.83	162.84	203.46	191.65	150.72	232.29	312.26
Jul	237.00	171.65	260.42	163.45	164.49	244.20	229.00	171.20	206.18	196.45	150.72	236.33	312.32
Aug	239.89	172.70	291.67	163.45	164.49	244.20	229.00	175.33	209.31	206.63	150.72	241.32	312.32
Sep	240.62	172.70	291.67	163.45	156.81	230.43	222.78	172.10	209.31	213.09	150.72	242.31	312.32
Oct	241.03	174.76	291.67	163.45	156.81	230.43	222.78	193.09	209.31	215.90	150.72	252.46	312.32
Nov	244.62	174.76	291.67	163.45	165.26	247.11	230.97	198.68	211.03	215.33	150.72	257.79	316.64
Dec	244.62	174.76	291.67	163.45	161.88	237.44	222.96	167.39	211.03	215.72	150.72	260.32	316.64
2019 Jan	244.62	174.76	291.67	163.45	153.67	229.53	221.58	135.85	213.34	221.33	150.72	267.64	316.64

Contd.

## 7.9 Index number of wholesale prices by commodities

Year / month	OTHER TRANSPORTABLE GOODS												
	Insecticides	Paints & Varnishes	Medicines	Soaps & Detergent	Auto Tyers	Plastic Products	Glass Sheets	Other Glass Articles	Ceramics & Sanitary	Bricks Blocks & Tiles	Cement	Bed Foams	Matches
(2007-08=100)													
2012-13	120.85	237.85	138.59	167.01	180.56	193.02	192.56	199.82	158.32	176.20	185.77	141.29	132.57
2013-14	143.37	260.43	139.76	180.26	185.96	201.16	207.04	212.10	182.46	193.91	203.42	148.32	143.20
2014-15	160.37	285.05	144.94	178.53	190.42	216.58	220.72	234.52	213.29	206.14	208.01	154.60	146.44
2015-16	135.83	295.05	151.50	176.76	188.83	228.68	231.30	247.70	226.84	215.66	206.72	161.34	162.62
2016-17	139.49	295.34	170.26	189.10	178.50	226.65	281.84	306.65	233.70	219.60	214.45	165.54	165.53
2018 Jan	140.56	299.42	177.01	192.28	177.07	226.00	302.27	318.10	234.59	223.59	211.23	172.83	171.36
Feb	140.56	301.12	177.01	191.35	177.07	226.00	302.27	318.10	234.76	223.59	209.70	173.00	171.36
Mar	140.61	301.12	177.01	191.35	177.11	226.00	302.27	318.10	234.76	223.30	210.55	173.00	171.36
Apr	141.00	301.12	177.04	190.72	177.11	239.27	302.27	318.10	236.41	223.30	223.43	175.33	171.36
May	142.19	301.12	177.04	190.80	177.11	240.04	302.27	318.10	236.41	221.69	223.54	175.33	171.36
Jun	142.29	304.87	177.06	190.80	177.14	240.04	302.27	318.10	236.41	222.34	232.31	175.33	171.36
Jul	144.49	332.15	177.70	191.52	177.14	240.35	304.55	318.10	236.54	223.37	237.45	175.33	171.36
Aug	145.90	354.53	178.61	193.00	178.97	240.38	304.55	318.10	243.24	223.76	238.70	176.50	171.36
Sep	145.02	354.53	180.06	193.52	184.52	243.75	304.55	318.10	243.24	225.43	234.41	176.50	171.36
Oct	144.97	354.53	180.22	195.41	184.52	243.75	304.55	318.10	243.24	231.36	234.54	182.50	171.36
Nov	147.06	358.49	180.99	198.71	184.52	244.35	312.41	318.10	246.05	233.23	239.43	182.50	171.36
Dec	147.58	358.85	181.01	199.52	186.63	244.35	312.41	318.10	246.05	232.45	240.25	182.50	172.57
2019 Jan	151.37	361.10	181.04	200.31	202.83	245.58	320.54	318.10	246.05	232.13	238.47	182.67	172.57

Contd.



## 7.9 Index number of wholesale prices by commodities

Year/month	METAL PRODUCT MACHINERY & EQUIPMENT									
	Pig Iron	Steel Bars & Sheets	Pipe Fittings	Steel Products	Engine & Motors	Vacuum Pumps	Air Conditioners	Cultivators	Chuff Cutter	Tractors
(2007-08=100)										
2012-13	128.97	134.92	143.38	162.79	109.07	115.39	174.17	187.71	140.67	161.96
2013-14	128.97	140.15	163.38	169.47	109.07	115.39	180.79	215.46	146.36	188.81
2014-15	128.97	144.81	189.28	173.11	109.07	115.39	195.28	224.52	149.20	214.54
2015-16	128.97	128.59	193.28	175.40	109.14	115.24	200.41	219.76	149.20	207.71
2016-17	128.97	128.39	205.18	177.31	115.34	121.58	200.49	197.94	152.04	202.23
2018 Jan	128.97	144.52	215.66	176.70	116.98	123.69	200.10	190.66	153.46	201.75
Feb	128.97	144.61	215.66	176.70	116.98	123.69	200.10	190.66	153.46	201.75
Mar	128.97	147.50	215.66	176.70	116.98	123.69	200.10	190.66	153.46	201.75
Apr	128.97	158.63	215.66	176.76	116.98	123.69	200.10	190.66	153.46	201.75
May	128.97	163.92	215.66	177.24	116.98	123.69	203.80	190.66	153.46	201.75
Jun	128.97	164.94	215.66	177.24	116.98	123.69	203.80	190.66	153.46	216.82
Jul	128.97	169.64	234.48	177.24	116.98	123.69	203.80	190.66	153.46	216.82
Aug	128.97	170.86	234.48	182.68	116.98	123.69	203.80	190.66	153.46	216.82
Sep	128.97	168.49	234.48	183.35	116.98	123.69	203.80	190.66	153.46	216.82
Oct	128.97	174.08	238.51	183.86	116.98	123.69	208.65	190.66	153.46	216.82
Nov	128.97	177.11	238.51	184.01	116.98	123.69	211.33	190.66	153.46	226.93
Dec	128.97	172.86	238.51	184.01	116.98	123.69	211.33	190.66	153.46	226.93
2019 Jan	128.97	172.96	238.51	189.08	116.98	123.69	211.33	190.66	153.46	226.93

Contd.

## 7.9 Index number of wholesale prices by commodities

Year / month	METAL PRODUCT MACHINERY & EQUIPMENT								
	Lathe Machine	Concrete Mixer	Refrige Wash & Sew mach Iron	Electrical Wires	Lighting Equip-ments	Radio & Television	Motor Vehicles	Motor Cycles	Bicycles
(2007-08=100)									
2012-13	147.68	138.83	167.54	160.01	147.57	127.52	170.90	125.06	177.20
2013-14	186.40	138.83	188.44	173.65	163.03	126.49	179.74	125.61	181.58
2014-15	208.81	138.83	197.51	186.83	166.63	126.49	182.92	127.07	184.24
2015-16	208.81	138.83	199.91	194.12	167.74	127.36	184.05	125.89	185.97
2016-17	234.57	138.83	207.81	201.10	171.45	140.01	190.70	125.89	187.75
2018 Jan	241.06	138.83	216.72	205.92	171.39	140.42	195.36	126.05	187.65
Feb	241.06	138.83	217.87	205.92	171.39	140.42	195.36	126.05	187.65
Mar	241.06	138.83	218.55	205.92	171.39	140.42	211.00	126.05	187.65
Apr	241.06	138.83	222.10	208.22	174.04	140.42	211.00	133.32	187.65
May	241.06	138.83	226.35	208.22	174.04	140.42	211.00	133.88	187.65
Jun	241.06	138.83	228.70	208.22	174.04	140.42	211.00	133.88	191.22
Jul	241.06	138.83	228.73	208.22	174.04	140.42	218.11	134.21	191.22
Aug	241.06	138.83	228.73	208.22	174.04	140.42	218.11	134.21	191.22
Sep	241.06	138.83	229.31	208.22	174.04	140.42	218.11	134.21	194.31
Oct	268.38	138.83	238.78	208.22	174.04	140.42	221.80	134.21	194.31
Nov	268.38	138.83	238.82	208.22	174.04	140.42	223.94	134.21	194.31
Dec	299.21	138.83	238.82	208.22	174.13	140.42	223.94	138.37	194.31
2019 Jan	299.21	138.83	242.23	208.22	174.13	140.42	223.94	158.63	194.31

## 7.10 Intercity Wholesale Prices of Selected Commodities

Group/Commodity/Item Specification	Unit	City	Prices (Rs.)			% Change in January, 2019 Over	
			Jan., 2019	Dec., 2018	Jan., 2018	Dec., 2018	Jan., 2018
<b>1. Agriculture Forestry &amp; Fishery</b>							
<b>001. Wheat</b>							
0111201. WHEAT AVG. QLTY.	100 KG.	LAH	3375.00	3375.00	3406.50	0.00	-0.92
		FAS	3400.00	3400.00	3275.00	0.00	3.82
		RAW	3575.00	3575.00	3450.00	0.00	3.62
		MUL	3300.00	3250.00	3275.00	1.54	0.76
		GUJ	3500.00	3500.00	3100.00	0.00	12.90
		SAH	3312.50	3312.50	3156.25	0.00	4.95
		SAR	3000.00	3000.00	3100.00	0.00	-3.23
		SKT	3500.00	3500.00	3250.00	0.00	7.69
		BPR	3450.00	3362.50	3387.50	2.60	1.85
		GJT	3375.00	3350.00	3250.00	0.75	3.85
		KSR	3275.00	3275.00	3425.00	0.00	-4.38
		KAR	3800.00	3800.00	3700.00	0.00	2.70
		HYD	3450.00	3400.00	3380.00	1.47	2.07
		SKR	3250.00	3250.00	3250.00	0.00	0.00
		LRK	3250.00	3250.00	3250.00	0.00	0.00
		MPK	3000.00	3000.00	3100.00	0.00	-3.23
		NWB	3225.00	3225.00	3200.00	0.00	0.78
		PSH	3225.00	3100.00	3225.00	4.03	0.00
		BNU	3650.00	3600.00	3350.00	1.39	8.96
<b>002. Maize</b>							
0112201. MAIZE AVG. QLTY.	40 KG.	LAH	1262.50	1200.00	1075.00	5.21	17.44
		FAS	1150.00	1125.00	1100.00	2.22	4.55
		RAW	1187.50	1187.50	1187.50	0.00	0.00
		SAR	2050.00	1900.00	1500.00	7.89	36.67
		KSR	1225.00	1050.00	1150.00	16.67	6.52
		KAR	1900.00	1900.00	1420.00	0.00	33.80
		HYD	1300.00	1450.00	1200.00	-10.34	8.33
		PSH	1250.00	1200.00	1160.00	4.17	7.76
		BNU	1360.00	1320.00	1400.00	3.03	-2.86
		QTA	1480.00	1480.00	1480.00	0.00	0.00
<b>003. Rice</b>							
0113201. RICE BASMATI SUP. QLTY.	40 KG.	LAH	4450.00	4450.00	4450.00	0.00	0.00
		FAS	4300.00	4300.00	4100.00	0.00	4.88
		RAW	5425.00	5425.00	5175.00	0.00	4.83
		MUL	4100.00	3950.00	3850.00	3.80	6.49
		GUJ	4480.00	4480.00	4480.00	0.00	0.00
		SKT	3900.00	4400.00	4000.00	-11.36	-2.50
		KAR	5875.00	5875.00	6100.00	0.00	-3.69
		HYD	5200.00	5650.00	4750.00	-7.96	9.47
		MPK	6400.00	6400.00	5000.00	0.00	28.00
		PSH	4950.00	4900.00	5400.00	1.02	-8.33
		MNG	4800.00	4800.00	4200.00	0.00	14.29
		QTA	5400.00	5000.00	5000.00	8.00	8.00
0113202. RICE BASMATI BROKEN AVG. QLTY.	40 KG.	LAH	2450.00	2450.00	2450.00	0.00	0.00
		RAW	3225.00	3225.00	3125.00	0.00	3.20
		GUJ	2400.00	2400.00	2000.00	0.00	20.00
		SAH	2767.50	2767.50	2600.00	0.00	6.44
		SKT	1760.00	2000.00	1825.00	-12.00	-3.56
		BPR	2250.00	2250.00	2250.00	0.00	0.00
		GJT	2000.00	2000.00	1800.00	0.00	11.11
		KSR	2350.00	2350.00	2350.00	0.00	0.00
		KAR	2900.00	2900.00	2900.00	0.00	0.00
		HYD	3100.00	3100.00	2600.00	0.00	19.23
		SKR	2200.00	2200.00	2000.00	0.00	10.00
		LRK	2640.00	2640.00	2640.00	0.00	0.00
		MPK	2400.00	2400.00	2200.00	0.00	9.09

Contd.

## 7.10 Intercity Wholesale Prices of Selected Commodities

Group/Commodity/Item Specification	Unit	City	Prices (Rs.)			% Change in January, 2019 Over	
			Jan., 2019	Dec., 2018	Jan., 2018	Dec., 2018	Jan., 2018
0113203. RICE IRRI-9 PUNJAB	40 KG.	PSH	2600.00	2600.00	3000.00	0.00	-13.33
		BNU	2275.00	2275.00	1800.00	0.00	26.39
		QTA	3400.00	3000.00	3200.00	13.33	6.25
		LAH	1950.00	1950.00	1950.00	0.00	0.00
		FAS	2450.00	2450.00	1840.00	0.00	33.15
		RAW	2225.00	2225.00	2150.00	0.00	3.49
		SAR	2350.00	2350.00	2350.00	0.00	0.00
		SKT	1600.00	1600.00	1600.00	0.00	0.00
0113204. RICE IRRI-6 SINDH	40 KG.	QTA	2000.00	1600.00	1600.00	25.00	25.00
		KAR	1780.00	1780.00	1660.00	0.00	7.23
		HYD	1950.00	1950.00	1625.00	0.00	20.00
		SKR	1800.00	1800.00	1440.00	0.00	25.00
		LRK	1550.00	1550.00	1360.00	0.00	13.97
		NWB	1625.00	1625.00	1625.00	0.00	0.00
		PSH	2050.00	2025.00	1850.00	1.23	10.81
		QTA	1840.00	1440.00	1440.00	27.78	27.78
<b>004. Sorghum / Jowar</b>							
0114201. JOWAR AVG. QLTY.	40 KG.	LAH	1750.00	1550.00	1150.00	12.90	52.17
		FAS	1350.00	1350.00	1125.00	0.00	20.00
		SAR	1450.00	1500.00	1550.00	-3.33	-6.45
		GJT	1600.00	1600.00	1400.00	0.00	14.29
		KAR	2500.00	2100.00	1340.00	19.05	86.57
		HYD	1900.00	1900.00	1350.00	0.00	40.74
		PSH	1550.00	1550.00	1600.00	0.00	-3.13
<b>005. Millet / Bajra</b>							
0118201. BAJRA AVG. QLTY.	40 KG.	LAH	1300.00	1400.00	1250.00	-7.14	4.00
		FAS	1175.00	1175.00	1175.00	0.00	0.00
		SAR	1450.00	1550.00	1250.00	-6.45	16.00
		GJT	1290.00	1290.00	1060.00	0.00	21.70
		KAR	1520.00	1640.00	1160.00	-7.32	31.03
		HYD	1260.00	1250.00	1300.00	0.80	-3.08
		PSH	1450.00	1450.00	1102.00	0.00	31.58
<b>006. Vegetables</b>							
0121201. CABBAGE AVG. QLTY.	100 KG.	LAH	1450.00	1900.00	3100.00	-23.68	-53.23
		FAS	700.00	1200.00	2000.00	-41.67	-65.00
		RAW	1750.00	1950.00	1775.00	-10.26	-1.41
		MUL	1700.00	1700.00	2500.00	0.00	-32.00
		SAR	2125.00	1450.00	5050.00	46.55	-57.92
		SKT	2000.00	2000.00	5000.00	0.00	-60.00
		KAR	1100.00	1100.00	3100.00	0.00	-64.52
		SKR	1200.00	1600.00	3200.00	-25.00	-62.50
		PSH	2500.00	2500.00	3500.00	0.00	-28.57
0121301. CAULIFLOWER AVG. QLTY.	100 KG.	LAH	1650.00	1100.00	2100.00	50.00	-21.43
		FAS	1400.00	1150.00	1900.00	21.74	-26.32
		MUL	1750.00	1450.00	2200.00	20.69	-20.45
		SKT	2000.00	2000.00	5000.00	0.00	-60.00
		KAR	3250.00	2250.00	2250.00	44.44	44.44
		SKR	1600.00	1600.00	3200.00	0.00	-50.00
		MPK	1750.00	2000.00	3250.00	-12.50	-46.15
		PSH	2000.00	1500.00	3500.00	33.33	-42.86
		QTA	4200.00	6200.00	4600.00	-32.26	-8.70
0122201. CUCUMBER (KHEERA) AVG. QLTY.	100 KG.	LAH	3100.00	2100.00	3700.00	47.62	-16.22
		FAS	3500.00	2200.00	3250.00	59.09	7.69
		RAW	5550.00	2350.00	4725.00	136.17	17.46
		MUL	2750.00	2250.00	4200.00	22.22	-34.52
		GUJ	5000.00	3000.00	4000.00	66.67	25.00
		SAR	5125.00	3350.00	4175.00	52.99	22.75
		SKT	6000.00	2000.00	4000.00	200.00	50.00

Contd.

## 7.10 Intercity Wholesale Prices of Selected Commodities

Group/Commodity/Item Specification	Unit	City	Prices (Rs.)			% Change in January, 2019 Over	
			Jan., 2019	Dec., 2018	Jan., 2018	Dec., 2018	Jan., 2018
0122401. TOMATOES AVG. QLTY.	40 KG.	KAR	3750.00	2250.00	3250.00	66.67	15.38
		HYD	2000.00	2000.00	3000.00	0.00	-33.33
		SKR	4000.00	2400.00	4600.00	66.67	-13.04
		PSH	5000.00	2500.00	3000.00	100.00	66.67
		BNU	4000.00	3000.00	4375.00	33.33	-8.57
		QTA	4200.00	4200.00	4600.00	0.00	-8.70
		LAH	1025.00	820.00	980.00	25.00	4.59
		FAS	1000.00	720.00	1400.00	38.89	-28.57
		RAW	1675.00	1225.00	1325.00	36.73	26.42
		MUL	1100.00	950.00	1100.00	15.79	0.00
		GUJ	1600.00	1200.00	1600.00	33.33	0.00
		SAH	1062.50	1375.00	1440.00	-22.73	-26.22
		SAR	1280.00	855.00	1285.00	49.71	-0.39
		SKT	1200.00	800.00	1800.00	50.00	-33.33
		BPR	1240.00	880.00	1520.00	40.91	-18.42
		GJT	1800.00	1200.00	2150.00	50.00	-16.28
0123201. PEAS (MATAR) AVG. QLTY.	100 KG.	KAR	760.00	420.00	760.00	80.95	0.00
		HYD	425.00	425.00	760.00	0.00	-44.08
		SKR	800.00	400.00	900.00	100.00	-11.11
		LRK	1600.00	1100.00	1400.00	45.45	14.29
		MPK	220.00	240.00	700.00	-8.33	-68.57
		PSH	3750.00	1000.00	1450.00	275.00	158.62
		BNU	1050.00	900.00	1450.00	16.67	-27.59
		MNG	1040.00	600.00	1800.00	73.33	-42.22
		QTA	1680.00	1280.00	1400.00	31.25	20.00
		LAH	2100.00	2100.00	2900.00	0.00	-27.59
		FAS	2200.00	2200.00	3500.00	0.00	-37.14
		RAW	2050.00	2450.00	4550.00	-16.33	-54.95
		GUJ	2000.00	2000.00	4000.00	0.00	-50.00
		SKT	2400.00	2400.00	5000.00	0.00	-52.00
		KAR	2900.00	2750.00	4250.00	5.45	-31.76
		SKR	4000.00	3000.00	4400.00	33.33	-9.09
MPK	1750.00	3750.00	3750.00	-53.33	-53.33		
PSH	2750.00	3000.00	7500.00	-8.33	-63.33		
BNU	3000.00	3000.00	4000.00	0.00	-25.00		
0124101. TURNIP AVG. QLTY.	100 KG.	QTA	3600.00	4200.00	6600.00	-14.29	-45.45
		LAH	1000.00	1050.00	2050.00	-4.76	-51.22
		FAS	700.00	700.00	1300.00	0.00	-46.15
		RAW	1450.00	1750.00	1550.00	-17.14	-6.45
		MUL	1350.00	1500.00	1700.00	-10.00	-20.59
		SKT	800.00	800.00	1800.00	0.00	-55.56
		KAR	2750.00	1900.00	2100.00	44.74	30.95
		SKR	1000.00	1600.00	1600.00	-37.50	-37.50
		PSH	1500.00	1500.00	1200.00	0.00	25.00
		MNG	1500.00	1000.00	2500.00	50.00	-40.00
0124102. CARROT AVG. QLTY.	100 KG.	QTA	4200.00	1600.00	2600.00	162.50	61.54
		LAH	1550.00	2050.00	1950.00	-24.39	-20.51
		FAS	1400.00	1700.00	1600.00	-17.65	-12.50
		RAW	1850.00	2150.00	2050.00	-13.95	-9.76
		MUL	1300.00	1900.00	1400.00	-31.58	-7.14
		GUJ	2000.00	2500.00	2250.00	-20.00	-11.11
		SAR	1515.00	1575.00	1875.00	-3.81	-19.20
		SKT	2000.00	2000.00	3000.00	0.00	-33.33
		KAR	1900.00	1750.00	2100.00	8.57	-9.52
		SKR	1600.00	2400.00	2000.00	-33.33	-20.00
MPK	2250.00	2250.00	1100.00	0.00	104.55		
PSH	2500.00	2500.00	3200.00	0.00	-21.88		
MNG	2000.00	2500.00	3000.00	-20.00	-33.33		

Contd.

## 7.10 Intercity Wholesale Prices of Selected Commodities

Group/Commodity/Item Specification	Unit	City	Prices (Rs.)			% Change in January, 2019 Over	
			Jan., 2019	Dec., 2018	Jan., 2018	Dec., 2018	Jan., 2018
0124201. GARLIC	40 KG.	QTA	2200.00	2600.00	1600.00	-15.38	37.50
		LAH	3950.00	1950.00	4700.00	102.56	-15.96
		FAS	4400.00	3000.00	5100.00	46.67	-13.73
		RAW	4325.00	3475.00	5425.00	24.46	-20.28
		SAR	6000.00	4050.00	4950.00	48.15	21.21
		SKT	6400.00	4000.00	6200.00	60.00	3.23
		GJT	3800.00	3400.00	5000.00	11.76	-24.00
		KAR	5200.00	3020.00	4600.00	72.19	13.04
		HYD	5750.00	3300.00	5000.00	74.24	15.00
		SKR	5600.00	3600.00	4800.00	55.56	16.67
		PSH	6200.00	3600.00	4400.00	72.22	40.91
		MNG	7200.00	4400.00	6000.00	63.64	20.00
		QTA	4800.00	5200.00	8000.00	-7.69	-40.00
0124301. ONIONS DRY AVG. QLTY.	40 KG.	LAH	730.00	730.00	1700.00	0.00	-57.06
		FAS	720.00	720.00	1800.00	0.00	-60.00
		RAW	890.00	925.00	2050.00	-3.78	-56.59
		MUL	680.00	840.00	1675.00	-19.05	-59.40
		GUJ	1000.00	1000.00	2000.00	0.00	-50.00
		SAH	760.00	760.00	1850.00	0.00	-58.92
		SAR	690.00	580.00	1660.00	18.97	-58.43
		SKT	960.00	800.00	2800.00	20.00	-65.71
		BPR	680.00	840.00	2040.00	-19.05	-66.67
		GJT	800.00	800.00	1850.00	0.00	-56.76
		KSR	765.00	725.00	1720.00	5.52	-55.52
		KAR	520.00	740.00	1100.00	-29.73	-52.73
		HYD	460.00	475.00	1200.00	-3.16	-61.67
		SKR	560.00	560.00	1600.00	0.00	-65.00
		LRK	950.00	900.00	2000.00	5.56	-52.50
		MPK	520.00	450.00	1450.00	15.56	-64.14
		NWB	1550.00	1550.00	2025.00	0.00	-23.46
PSH	1000.00	1000.00	2100.00	0.00	-52.38		
BNU	1000.00	800.00	2000.00	25.00	-50.00		
MNG	1000.00	1000.00	1600.00	0.00	-37.50		
QTA	880.00	880.00	1800.00	0.00	-51.11		
0124901. RADDISH AVG. QLTY.	100 KG.	RAW	1450.00	1550.00	1525.00	-6.45	-4.92
		MUL	1200.00	1450.00	1200.00	-17.24	0.00
		GUJ	1000.00	1000.00	2000.00	0.00	-50.00
		SAR	990.00	680.00	1125.00	45.59	-12.00
		SKT	1000.00	1000.00	2000.00	0.00	-50.00
		KAR	1350.00	1350.00	1100.00	0.00	22.73
		MPK	1250.00	1250.00	1100.00	0.00	13.64
		PSH	1350.00	1500.00	900.00	-10.00	50.00
<b>007. Fresh Fruits</b>							
0131201. BANANA AVG. QLTY.	DOZ.	LAH	60.00	57.50	65.00	4.35	-7.69
		FAS	45.00	35.00	42.50	28.57	5.88
		RAW	64.50	61.00	62.50	5.74	3.20
		MUL	62.50	52.50	55.00	19.05	13.64
		GUJ	40.00	35.00	60.00	14.29	-33.33
		SKT	55.00	45.00	65.00	22.22	-15.38
		BPR	50.00	50.00	52.50	0.00	-4.76
		GJT	52.50	45.00	51.00	16.67	2.94
		KAR	32.50	32.50	37.50	0.00	-13.33
		HYD	50.00	48.00	45.00	4.17	11.11
		SKR	30.00	30.00	45.00	0.00	-33.33
		MPK	32.50	32.50	25.00	0.00	30.00
		PSH	45.00	45.00	45.00	0.00	0.00
MNG	60.00	70.00	50.00	-14.29	20.00		

Contd.

## 7.10 Intercity Wholesale Prices of Selected Commodities

Group/Commodity/Item Specification	Unit	City	Prices (Rs.)			% Change in January, 2019 Over	
			Jan., 2019	Dec., 2018	Jan., 2018	Dec., 2018	Jan., 2018
0131701. PAPAYA (PAPETA)	40 KG.	LAH	3800.00	3800.00	3750.00	0.00	1.33
		KAR	2600.00	3000.00	2200.00	-13.33	18.18
		HYD	3500.00	3800.00	3200.00	-7.89	9.38
		MPK	3200.00	3000.00	1600.00	6.67	100.00
0132301. MALTA AVG. QLTY.	100	LAH	875.00	825.00	875.00	6.06	0.00
		FAS	650.00	650.00	675.00	0.00	-3.70
		RAW	825.00	825.00	960.00	0.00	-14.06
		SAR	490.00	510.00	825.00	-3.92	-40.61
		KAR	550.00	750.00	850.00	-26.67	-35.29
		HYD	1000.00	900.00	950.00	11.11	5.26
		PSH	850.00	800.00	950.00	6.25	-10.53
0132302. KINO AVG. QLTY.	100	QTA	1050.00	630.00	660.00	66.67	59.09
		LAH	775.00	725.00	675.00	6.90	14.81
		FAS	550.00	550.00	450.00	0.00	22.22
		RAW	575.00	675.00	490.00	-14.81	17.35
		SAR	470.00	400.00	487.50	17.50	-3.59
		KAR	550.00	450.00	750.00	22.22	-26.67
		HYD	625.00	675.00	650.00	-7.41	-3.85
0134401. STRAWBURY	40 KG.	PSH	550.00	550.00	550.00	0.00	0.00
		QTA	600.00	640.00	660.00	-6.25	-9.09
		LAH	2600.00	2600.00	4900.00	0.00	-46.94
		RAW	5100.00	5100.00	5950.00	0.00	-14.29
0135101. APPLE AVG. QLTY.	40 KG.	KAR	5200.00	5200.00	22000.00	0.00	-76.36
		SKR	2800.00	2800.00	4200.00	0.00	-33.33
		LAH	4100.00	3900.00	3650.00	5.13	12.33
		RAW	2750.00	2750.00	3100.00	0.00	-11.29
0135102. APPLE SUP. QLTY.	40 KG.	MUL	3900.00	3900.00	2600.00	0.00	50.00
		KAR	2200.00	2320.00	1900.00	-5.17	15.79
		HYD	3300.00	3300.00	2800.00	0.00	17.86
		SKR	3200.00	2800.00	2500.00	14.29	28.00
		PSH	2800.00	2800.00	3200.00	0.00	-12.50
		MNG	4200.00	4000.00	4080.00	5.00	2.94
		QTA	5200.00	3200.00	3600.00	62.50	44.44
		LAH	8250.00	8150.00	6300.00	1.23	30.95
		RAW	6900.00	6900.00	7425.00	0.00	-7.07
		GJT	4800.00	4500.00	4600.00	6.67	4.35
0135901. GUAVA AVG. QLTY.	40 KG.	KAR	5000.00	3100.00	2900.00	61.29	72.41
		PSH	3600.00	3600.00	4600.00	0.00	-21.74
		MNG	6000.00	5200.00	5200.00	15.38	15.38
		QTA	7200.00	5200.00	5600.00	38.46	28.57
		LAH	2450.00	2450.00	1900.00	0.00	28.95
		RAW	1850.00	1950.00	2375.00	-5.13	-22.11
		MUL	2300.00	2200.00	2500.00	4.55	-8.00
0136101. WATER MELON	40 KG.	KAR	1560.00	1560.00	1250.00	0.00	24.80
		HYD	1300.00	1200.00	1600.00	8.33	-18.75
		PSH	2500.00	2500.00	2400.00	0.00	4.17
		QTA	2000.00	1600.00	2000.00	25.00	0.00
		LAH	1200.00	1200.00	1150.00	0.00	4.35
		FAS	450.00	450.00	500.00	0.00	-10.00
		RAW	2625.00	2625.00	825.00	0.00	218.18
		MUL	960.00	960.00	750.00	0.00	28.00
		KSR	1275.00	1275.00	950.00	0.00	34.21
		KAR	1700.00	1700.00	1800.00	0.00	-5.56
HYD	1400.00	1400.00	800.00	0.00	75.00		
SKR	1200.00	1200.00	1000.00	0.00	20.00		
PSH	1600.00	1600.00	1100.00	0.00	45.45		
QTA	640.00	640.00	700.00	0.00	-8.57		

Contd.

## 7.10 Intercity Wholesale Prices of Selected Commodities

Group/Commodity/Item Specification	Unit	City	Prices (Rs.)			% Change in January, 2019 Over		
			Jan., 2019	Dec., 2018	Jan., 2018	Dec., 2018	Jan., 2018	
0136102. MUSK MELON (SARDA/GARMA)	40 KG.	LAH	1525.00	1525.00	2550.00	0.00	-40.20	
		RAW	3450.00	3450.00	1975.00	0.00	74.68	
		SKT	3000.00	3000.00	3500.00	0.00	-14.29	
		KAR	2200.00	1340.00	1500.00	64.18	46.67	
0136103. SWEET MELON (KHURBOZA)	40 KG.	PSH	1200.00	1200.00	1000.00	0.00	20.00	
		LAH	1900.00	1900.00	2100.00	0.00	-9.52	
		RAW	3550.00	3550.00	1950.00	0.00	82.05	
		KAR	1900.00	1900.00	1700.00	0.00	11.76	
008. Dry Fruits	40 KG.	HYD	2800.00	2800.00	1500.00	0.00	86.67	
		0138101. ALMOND KAGZI(IN SHELL)AVG. QLTY.	LAH	23000.00	23000.00	22500.00	0.00	2.22
		RAW	26750.00	25750.00	21650.00	3.88	23.56	
		MUL	20500.00	20500.00	21500.00	0.00	-4.65	
0138401. CHHOARA (DRY DATES) AVG. QLTY.	40 KG.	KAR	29000.00	24600.00	25200.00	17.89	15.08	
		HYD	29750.00	29750.00	30400.00	0.00	-2.14	
		MPK	38000.00	32000.00	28000.00	18.75	35.71	
		PSH	32000.00	32000.00	27000.00	0.00	18.52	
		MNG	31600.00	31600.00	26400.00	0.00	19.70	
		QTA	20000.00	20000.00	20000.00	0.00	0.00	
		LAH	5300.00	5300.00	4300.00	0.00	23.26	
		FAS	2750.00	2750.00	2750.00	0.00	0.00	
		RAW	3850.00	3850.00	3750.00	0.00	2.67	
		MUL	4900.00	4900.00	4250.00	0.00	15.29	
0138501. PISTACHIO(WITHOUT SHELL)AVG. QLTY	40 KG.	KAR	3500.00	3500.00	4100.00	0.00	-14.63	
		HYD	2550.00	2550.00	3000.00	0.00	-15.00	
		MPK	2000.00	2000.00	2200.00	0.00	-9.09	
		PSH	3400.00	4000.00	2700.00	-15.00	25.93	
		BNU	4200.00	4200.00	3700.00	0.00	13.51	
		LAH	70000.00	70000.00	70000.00	0.00	0.00	
		RAW	75500.00	74250.00	70500.00	1.68	7.09	
		MUL	66000.00	66000.00	66000.00	0.00	0.00	
		KAR	102000.00	102000.00	102000.00	0.00	0.00	
		HYD	90000.00	90000.00	81000.00	0.00	11.11	
0138901. COCONUT DRY AVG. QLTY.	40 KG.	SKR	82000.00	82000.00	82000.00	0.00	0.00	
		PSH	80000.00	80000.00	76000.00	0.00	5.26	
		QTA	68000.00	60000.00	60000.00	13.33	13.33	
		LAH	17000.00	17000.00	12500.00	0.00	36.00	
		MUL	13800.00	13800.00	14750.00	0.00	-6.44	
		GJT	14000.00	14000.00	13700.00	0.00	2.19	
		KAR	13300.00	13300.00	14800.00	0.00	-10.14	
		HYD	16000.00	16000.00	16400.00	0.00	-2.44	
		SKR	14400.00	15200.00	12800.00	-5.26	12.50	
		MPK	15200.00	13500.00	15600.00	12.59	-2.56	
009. Cotton Seeds	40 KG.	PSH	14800.00	12000.00	14200.00	23.33	4.23	
		MNG	12800.00	12800.00	14800.00	0.00	-13.51	
		0143101. COTTON SEEDS	FAS	1550.00	1550.00	1550.00	0.00	0.00
		MUL	1325.00	1325.00	1225.00	0.00	8.16	
		SAH	1450.00	1448.25	1286.04	0.12	12.75	
		SAR	2000.00	2000.00	1925.00	0.00	3.90	
		SKT	2000.00	2000.00	2000.00	0.00	0.00	
		KSR	1675.00	1675.00	1675.00	0.00	0.00	
		KAR	2480.00	2480.00	2440.00	0.00	1.64	
		HYD	1400.00	1400.00	1400.00	0.00	0.00	
010. Other Oil Seeds	40 KG.	FAS	2750.00	2750.00	2650.00	0.00	3.77	
		MUL	2450.00	2450.00	2500.00	0.00	-2.00	
		SAH	2450.00	2575.00	2350.00	-4.85	4.26	

Contd.



## 7.10 Intercity Wholesale Prices of Selected Commodities

Group/Commodity/Item Specification	Unit	City	Prices (Rs.)			% Change in January, 2019 Over	
			Jan., 2019	Dec., 2018	Jan., 2018	Dec., 2018	Jan., 2018
		BPR	2775.00	2775.00	2750.00	0.00	0.91
		KSR	2850.00	2850.00	2750.00	0.00	3.64
		KAR	2760.00	2760.00	2760.00	0.00	0.00
		HYD	2400.00	2400.00	2300.00	0.00	4.35
		MPK	2300.00	2300.00	2500.00	0.00	-8.00
		NWB	2150.00	2150.00	2125.00	0.00	1.18
		PSH	4000.00	4000.00	4000.00	0.00	0.00
<b>011. Edible Roots / Potatoes</b>							
0151001. POTATOES WHITE AVG. QLTY.	40 KG.	KAR	580.00	700.00	730.00	-17.14	-20.55
		HYD	340.00	800.00	540.00	-57.50	-37.04
		SKR	400.00	640.00	720.00	-37.50	-44.44
		MPK	400.00	675.00	700.00	-40.74	-42.86
		QTA	800.00	800.00	1200.00	0.00	-33.33
0151002. POTATOES RED AVG. QLTY.	40 KG.	LAH	410.00	825.00	825.00	-50.30	-50.30
		FAS	400.00	560.00	720.00	-28.57	-44.44
		RAW	610.00	875.00	1275.00	-30.29	-52.16
		MUL	500.00	840.00	680.00	-40.48	-26.47
		GUJ	600.00	1000.00	1250.00	-40.00	-52.00
		SAH	370.00	703.75	700.00	-47.42	-47.14
		SAR	570.00	570.00	650.00	0.00	-12.31
		SKT	400.00	1000.00	1200.00	-60.00	-66.67
		BPR	540.00	960.00	840.00	-43.75	-35.71
		PSH	980.00	980.00	1120.00	0.00	-12.50
		MNG	800.00	800.00	1200.00	0.00	-33.33
<b>012. Stimulant &amp; Spice Crops</b>							
0165201. RED CHILLIES DRY(WHOLE)	40 KG.	LAH	12000.00	12000.00	7100.00	0.00	69.01
		FAS	10000.00	10000.00	6900.00	0.00	44.93
		RAW	11675.00	12250.00	7750.00	-4.69	50.65
		MUL	8300.00	8300.00	6750.00	0.00	22.96
		KAR	12400.00	12600.00	8400.00	-1.59	47.62
		HYD	11600.00	11750.00	6500.00	-1.28	78.46
		MPK	9500.00	9500.00	6500.00	0.00	46.15
		PSH	12000.00	12000.00	8000.00	0.00	50.00
		QTA	12000.00	12000.00	12000.00	0.00	0.00
0165401. CUMINSEED WHITE 50 G.PKT.NAT.	EACH	LAH	65.00	65.00	65.00	0.00	0.00
		FAS	48.70	48.70	48.70	0.00	0.00
		RAW	64.00	64.00	64.00	0.00	0.00
		MUL	47.50	47.50	47.50	0.00	0.00
		KAR	68.00	68.00	68.00	0.00	0.00
		HYD	70.00	70.00	70.00	0.00	0.00
		MPK	40.45	40.45	40.45	0.00	0.00
		PSH	65.00	65.00	65.00	0.00	0.00
		MNG	50.00	50.00	50.00	0.00	0.00
		QTA	66.00	66.00	50.00	0.00	32.00
0165402. CARDAMOM LARGE	40 KG.	LAH	52000.00	52000.00	60000.00	0.00	-13.33
		RAW	54750.00	54750.00	52500.00	0.00	4.29
		MUL	53000.00	53000.00	58000.00	0.00	-8.62
		KAR	58000.00	58000.00	82000.00	0.00	-29.27
		HYD	38000.00	38000.00	45000.00	0.00	-15.56
		MPK	54000.00	54000.00	60000.00	0.00	-10.00
		PSH	51000.00	51000.00	68000.00	0.00	-25.00
		QTA	112000.00	112000.00	112000.00	0.00	0.00
0165403. CARDAMOM SMALL	KG.	LAH	2650.00	2450.00	1900.00	8.16	39.47
		RAW	1920.00	1920.00	1725.00	0.00	11.30
		MUL	2350.00	2250.00	1750.00	4.44	34.29
		KAR	2500.00	2100.00	1650.00	19.05	51.52
		HYD	2600.00	2200.00	1600.00	18.18	62.50
		MPK	2900.00	2100.00	1500.00	38.10	93.33

Contd.

## 7.10 Intercity Wholesale Prices of Selected Commodities

Group/Commodity/Item Specification	Unit	City	Prices (Rs.)			% Change in January, 2019 Over			
			Jan., 2019	Dec., 2018	Jan., 2018	Dec., 2018	Jan., 2018		
0165501. CINNAMON	40 KG.	PSH	2450.00	2400.00	2000.00	2.08	22.50		
		QTA	3250.00	3250.00	3250.00	0.00	0.00		
		RAW	9900.00	9900.00	9350.00	0.00	5.88		
		MUL	11500.00	11500.00	9850.00	0.00	16.75		
		KAR	13200.00	13200.00	10200.00	0.00	29.41		
0165701. GINGER GREEN	40 KG.	PSH	15000.00	13200.00	10000.00	13.64	50.00		
		QTA	9600.00	9600.00	9600.00	0.00	0.00		
		LAH	6450.00	6300.00	4650.00	2.38	38.71		
		FAS	5600.00	4250.00	4000.00	31.76	40.00		
		RAW	7100.00	7350.00	6450.00	-3.40	10.08		
		SAR	5450.00	5450.00	4935.00	0.00	10.44		
		SKT	4800.00	4800.00	6000.00	0.00	-20.00		
		KAR	5200.00	4600.00	4200.00	13.04	23.81		
		HYD	7000.00	7000.00	4800.00	0.00	45.83		
		SKR	5600.00	5600.00	4720.00	0.00	18.64		
013. Pulses	40 KG.	PSH	6400.00	5600.00	4200.00	14.29	52.38		
		MNG	8000.00	8000.00	5200.00	0.00	53.85		
		QTA	7200.00	7200.00	8400.00	0.00	-14.29		
		0170101. KIDNEY BEANS DRY WHOLE (LOBIA)	40 KG.	LAH	5550.00	5050.00	4750.00	9.90	16.84
				RAW	5450.00	5450.00	4650.00	0.00	17.20
				MUL	3900.00	3900.00	3900.00	0.00	0.00
				KSR	5250.00	5250.00	5100.00	0.00	2.94
				KAR	5100.00	5100.00	4600.00	0.00	10.87
				HYD	3620.00	3800.00	3450.00	-4.74	4.93
				PSH	5150.00	5150.00	4600.00	0.00	11.96
BNU	4400.00			4400.00	3900.00	0.00	12.82		
QTA	5500.00			5500.00	5500.00	0.00	0.00		
0170401. MASOOR WHOLE AVG. QLTY.	100 KG.			LAH	7450.00	7100.00	6250.00	4.93	19.20
		FAS	6875.00	6750.00	5625.00	1.85	22.22		
		RAW	9100.00	9100.00	8900.00	0.00	2.25		
		MUL	6900.00	6750.00	5450.00	2.22	26.61		
		SAR	7275.00	7050.00	6250.00	3.19	16.40		
		SKT	13000.00	13000.00	11500.00	0.00	13.04		
		BPR	7200.00	7200.00	6250.00	0.00	15.20		
		GJT	9500.00	9500.00	10000.00	0.00	-5.00		
		KSR	7500.00	7500.00	9500.00	0.00	-21.05		
		KAR	7250.00	6500.00	6750.00	11.54	7.41		
		HYD	7100.00	6700.00	5400.00	5.97	31.48		
		SKR	7000.00	7500.00	8000.00	-6.67	-12.50		
		LRK	9500.00	9000.00	8250.00	5.56	15.15		
		MPK	7500.00	7500.00	6500.00	0.00	15.38		
		PSH	7000.00	7000.00	7000.00	0.00	0.00		
QTA	12200.00	11700.00	13400.00	4.27	-8.96				
0170402. MASOOR SPLIT AVG. QLTY.	100 KG.	LAH	9450.00	9450.00	8700.00	0.00	8.62		
		FAS	7875.00	7750.00	6312.50	1.61	24.75		
		RAW	9950.00	9950.00	9550.00	0.00	4.19		
		MUL	7350.00	7100.00	6100.00	3.52	20.49		
		SAR	8550.00	8050.00	7025.00	6.21	21.71		
		SKT	12000.00	12000.00	13000.00	0.00	-7.69		
		BPR	8100.00	8100.00	6750.00	0.00	20.00		
		GJT	11000.00	11000.00	12000.00	0.00	-8.33		
		KAR	7800.00	7100.00	7900.00	9.86	-1.27		
		HYD	7700.00	7100.00	5800.00	8.45	32.76		
		SKR	7500.00	7500.00	7000.00	0.00	7.14		
		LRK	8000.00	9500.00	7200.00	-15.79	11.11		

Contd.

## 7.10 Intercity Wholesale Prices of Selected Commodities

Group/Commodity/Item Specification	Unit	City	Prices (Rs.)			% Change in January, 2019 Over			
			Jan., 2019	Dec., 2018	Jan., 2018	Dec., 2018	Jan., 2018		
0170901. GRAM WHOLE YELLOW AVG. QLTY.	100 KG.	MPK	8300.00	8200.00	6800.00	1.22	22.06		
		PSH	8000.00	7850.00	6600.00	1.91	21.21		
		QTA	11700.00	11200.00	12400.00	4.46	-5.65		
		LAH	14000.00	13750.00	13750.00	1.82	1.82		
		FAS	9000.00	8625.00	12125.00	4.35	-25.77		
		RAW	12550.00	12150.00	20100.00	3.29	-37.56		
		MUL	10750.00	11237.50	18125.00	-4.34	-40.69		
		SAR	9050.00	9550.00	11550.00	-5.24	-21.65		
		BPR	14250.00	14250.00	16250.00	0.00	-12.31		
		GJT	13250.00	13250.00	15250.00	0.00	-13.11		
		KAR	13750.00	13750.00	14750.00	0.00	-6.78		
		HYD	11750.00	11750.00	15000.00	0.00	-21.67		
		SKR	14800.00	14800.00	15000.00	0.00	-1.33		
		MPK	15200.00	15500.00	20500.00	-1.94	-25.85		
0170902. GRAM SPLIT AVG. QLTY.	100 KG.	PSH	12250.00	11000.00	18000.00	11.36	-31.94		
		BNU	10500.00	10500.00	10000.00	0.00	5.00		
		QTA	18200.00	18200.00	19600.00	0.00	-7.14		
		LAH	10000.00	9550.00	8900.00	4.71	12.36		
		FAS	9937.50	9625.00	8500.00	3.25	16.91		
		RAW	10900.00	10250.00	10900.00	6.34	0.00		
		MUL	9900.00	10150.00	9750.00	-2.46	1.54		
		GUJ	10000.00	10000.00	9500.00	0.00	5.26		
		SAR	10275.00	10550.00	8775.00	-2.61	17.09		
		SKT	11000.00	11000.00	9000.00	0.00	22.22		
		BPR	10650.00	10650.00	9750.00	0.00	9.23		
		GJT	9750.00	9750.00	8400.00	0.00	16.07		
		KAR	9750.00	9100.00	9250.00	7.14	5.41		
		HYD	10300.00	10300.00	8450.00	0.00	21.89		
0170903. MASH WHOLE AVG. QLTY.	100 KG.	SKR	10000.00	9500.00	9800.00	5.26	2.04		
		MPK	11200.00	10800.00	9500.00	3.70	17.89		
		PSH	11550.00	11000.00	9400.00	5.00	22.87		
		BNU	10500.00	10500.00	9500.00	0.00	10.53		
		QTA	13600.00	13600.00	15000.00	0.00	-9.33		
		LAH	10250.00	9950.00	11250.00	3.02	-8.89		
		FAS	10375.00	10875.00	7250.00	-4.60	43.10		
		RAW	12100.00	11550.00	11750.00	4.76	2.98		
		MUL	11375.00	11500.00	9375.00	-1.09	21.33		
		SKT	12000.00	12000.00	9000.00	0.00	33.33		
		KSR	10250.00	9550.00	9500.00	7.33	7.89		
		KAR	9500.00	8350.00	11100.00	13.77	-14.41		
		0170904. MASH SPLIT AVG. QLTY.	100 KG.	LAH	12250.00	11750.00	14500.00	4.26	-15.52
				FAS	11875.00	12250.00	10625.00	-3.06	11.76
RAW	13200.00			12350.00	13100.00	6.88	0.76		
MUL	12100.00			12100.00	10375.00	0.00	16.63		
SKT	12500.00			12500.00	12500.00	0.00	0.00		
KSR	11250.00			10500.00	14000.00	7.14	-19.64		
KAR	11250.00			9350.00	11500.00	20.32	-2.17		
HYD	10500.00			9900.00	8550.00	6.06	22.81		
SKR	11000.00			10000.00	10000.00	10.00	10.00		
MPK	12400.00			11800.00	8200.00	5.08	51.22		
PSH	11850.00			10500.00	11000.00	12.86	7.73		
MNG	14500.00			14500.00	11000.00	0.00	31.82		
0170905. MOONG WHOLE AVG. QLTY.	100 KG.			QTA	16600.00	16600.00	21000.00	0.00	-20.95
				LAH	9900.00	9450.00	8450.00	4.76	17.16
		FAS	9000.00	9000.00	8250.00	0.00	9.09		
		RAW	10550.00	10550.00	9750.00	0.00	8.21		
		MUL	8750.00	8250.00	7250.00	6.06	20.69		
SKT	9000.00	9000.00	8000.00	0.00	12.50				

Contd.

## 7.10 Intercity Wholesale Prices of Selected Commodities

Group/Commodity/Item Specification	Unit	City	Prices (Rs.)			% Change in January, 2019 Over	
			Jan., 2019	Dec., 2018	Jan., 2018	Dec., 2018	Jan., 2018
		GJT	8000.00	8000.00	8000.00	0.00	0.00
		KSR	8250.00	8250.00	8250.00	0.00	0.00
		KAR	8250.00	8250.00	9100.00	0.00	-9.34
		SKR	10000.00	9500.00	9000.00	5.26	11.11
		PSH	12000.00	10000.00	9600.00	20.00	25.00
		MNG	9000.00	9000.00	8000.00	0.00	12.50
		QTA	14600.00	14600.00	15400.00	0.00	-5.19
0170906. MOONG SPLIT AVG. QLTY.	100 KG.	LAH	10050.00	9650.00	9250.00	4.15	8.65
		FAS	9875.00	9500.00	8250.00	3.95	19.70
		RAW	10950.00	10950.00	10700.00	0.00	2.34
		MUL	9850.00	9500.00	8250.00	3.68	19.39
		SKT	8500.00	8500.00	10000.00	0.00	-15.00
		GJT	9200.00	9200.00	8500.00	0.00	8.24
		KAR	9500.00	8700.00	8500.00	9.20	11.76
		HYD	8700.00	8700.00	8300.00	0.00	4.82
		SKR	10500.00	10000.00	10000.00	5.00	5.00
		MPK	11800.00	11000.00	8500.00	7.27	38.82
		PSH	11250.00	10400.00	7800.00	8.17	44.23
		MNG	10000.00	10000.00	10000.00	0.00	0.00
		QTA	14200.00	14200.00	15000.00	0.00	-5.33
<b>014. Sugar Crops</b>							
0180206. SUGAR CANE ( OPEN MARKET )	40 KG.	FAS	186.25	165.00	150.00	12.88	24.17
		HYD	182.00	182.00	182.00	0.00	0.00
		PSH	180.00	180.00	180.00	0.00	0.00
<b>015. Fibre Crops</b>							
0192101. COTTON SPOT RATE EX-KAR.	40 KG.	KAR	9521.75	9566.33	8273.25	-0.47	15.09
0192201. JUTE BAGS LOCAL	100	LAH	12500.00	12500.00	10500.00	0.00	19.05
		FAS	13500.00	13500.00	12000.00	0.00	12.50
		KAR	11750.00	11750.00	11750.00	0.00	0.00
		PSH	11000.00	11000.00	11000.00	0.00	0.00
<b>016. Unmanufactured Tobacco</b>							
0197001. TOBACCO SIND KARO	40 KG.	SAR	7200.00	7200.00	6500.00	0.00	10.77
		SKR	4000.00	4000.00	4000.00	0.00	0.00
		LRK	4000.00	4000.00	3800.00	0.00	5.26
0197002. TOBACCO DESI(MITHA)	40 KG.	LAH	10250.00	10250.00	8900.00	0.00	15.17
		SAR	8800.00	8800.00	8250.00	0.00	6.67
		HYD	6000.00	6000.00	5200.00	0.00	15.38
		QTA	3000.00	3000.00	3000.00	0.00	0.00
0197003. TOBACCO SUFAID PATHA	40 KG.	MUL	6900.00	6900.00	6900.00	0.00	0.00
		SAR	6800.00	6800.00	6550.00	0.00	3.82
		KAR	5100.00	5100.00	4900.00	0.00	4.08
		HYD	5800.00	5800.00	4400.00	0.00	31.82
		QTA	5600.00	5600.00	5600.00	0.00	0.00
0197004. TOBACCO HUKKA TWISTED	40 KG.	LAH	8750.00	8750.00	7900.00	0.00	10.76
		RAW	3250.00	3250.00	3250.00	0.00	0.00
		MUL	4400.00	4400.00	4400.00	0.00	0.00
		KSR	8000.00	8000.00	7700.00	0.00	3.90
		HYD	5300.00	5300.00	4500.00	0.00	17.78
		SKR	9600.00	9600.00	9500.00	0.00	1.05
		QTA	3200.00	3200.00	3200.00	0.00	0.00
0197005. TOBACCO HUKKA PREPARED	40 KG.	LAH	6700.00	6700.00	6050.00	0.00	10.74
		RAW	2050.00	2050.00	2050.00	0.00	0.00
		MUL	1500.00	1500.00	1500.00	0.00	0.00
		KSR	6100.00	6100.00	5650.00	0.00	7.96
		LRK	2500.00	2500.00	2500.00	0.00	0.00
		QTA	1800.00	1800.00	1800.00	0.00	0.00

Contd.

## 7.10 Intercity Wholesale Prices of Selected Commodities

Group/Commodity/Item Specification	Unit	City	Prices (Rs.)			% Change in January, 2019 Over	
			Jan., 2019	Dec., 2018	Jan., 2018	Dec., 2018	Jan., 2018
<b>017. Poultry</b>							
0215101. CHICKEN FARM(LIVE)	1 KG.	LAH	113.00	164.00	141.00	-31.10	-19.86
		FAS	110.00	140.00	149.50	-21.43	-26.42
		RAW	119.00	149.00	157.50	-20.13	-24.44
		MUL	128.00	157.00	161.50	-18.47	-20.74
		GUJ	113.00	160.00	168.00	-29.38	-32.74
		SKT	110.00	160.00	145.00	-31.25	-24.14
		BPR	130.00	150.00	151.00	-13.33	-13.91
		KAR	145.00	185.00	192.50	-21.62	-24.68
		HYD	155.00	165.00	187.50	-6.06	-17.33
		SKR	130.00	155.00	180.00	-16.13	-27.78
		MPK	128.00	150.00	178.00	-14.67	-28.09
		PSH	126.00	170.00	159.00	-25.88	-20.75
		MNG	140.00	188.00	143.00	-25.53	-2.10
		QTA	155.00	205.00	190.00	-24.39	-18.42
<b>018. Raw Milk from Bovine Animals</b>							
0221101. FRESH MILK	40 LTR.	LAH	2650.00	2627.50	2627.50	0.86	0.86
		FAS	3200.00	3200.00	2800.00	0.00	14.29
		RAW	3425.00	3425.00	3387.50	0.00	1.11
		MUL	2650.00	2650.00	2650.00	0.00	0.00
		SAH	2400.00	2400.00	2400.00	0.00	0.00
		SKT	3000.00	3000.00	3000.00	0.00	0.00
		KSR	2300.00	2225.00	2225.00	3.37	3.37
		KAR	3480.00	3480.00	3200.00	0.00	8.75
		HYD	3360.00	3360.00	2960.00	0.00	13.51
		SKR	3000.00	3000.00	3000.00	0.00	0.00
		MPK	2800.00	2800.00	2600.00	0.00	7.69
		PSH	2600.00	2600.00	2800.00	0.00	-7.14
		BNU	3000.00	3000.00	2800.00	0.00	7.14
		QTA	3600.00	3600.00	3400.00	0.00	5.88
<b>019. Eggs</b>							
0231001. EGGS FARM CRATE OF 30 DOZ.	EACH	LAH	3060.00	3360.00	2960.00	-8.93	3.38
		FAS	3060.00	3270.00	2920.00	-6.42	4.79
		RAW	3220.00	3140.00	3040.00	2.55	5.92
		MUL	3250.00	3250.00	3250.00	0.00	0.00
		GUJ	3000.00	3375.00	3300.00	-11.11	-9.09
		SKT	3150.00	3300.00	3300.00	-4.55	-4.55
		BPR	3120.00	3300.00	2880.00	-5.45	8.33
		KAR	3375.00	3375.00	3050.00	0.00	10.66
		HYD	3390.00	3075.00	2890.00	10.24	17.30
		SKR	3450.00	3400.00	3000.00	1.47	15.00
		MPK	2700.00	2800.00	3100.00	-3.57	-12.90
		PSH	3075.00	3050.00	3450.00	0.82	-10.87
		MNG	3300.00	3300.00	3700.00	0.00	-10.81
		QTA	3900.00	3900.00	3600.00	0.00	8.33
<b>020. Raw Animal Materials / Wool</b>							
0294201. WOOL PAK. SUPERIOR WHITE	40 KG.	LAH	1575.00	1575.00	1575.00	0.00	0.00
		MUL	2150.00	2150.00	1250.00	0.00	72.00
		KAR	7200.00	7200.00	7200.00	0.00	0.00
		BNU	2500.00	2500.00	2500.00	0.00	0.00
0294202. WOOL PAK. SUPERIOR YELLOW	40 KG.	LAH	1375.00	1375.00	1375.00	0.00	0.00
		MUL	750.00	750.00	550.00	0.00	36.36
		KAR	6900.00	6900.00	4300.00	0.00	60.47
		BNU	2250.00	2250.00	2250.00	0.00	0.00
0294203. WOOL PAK MEDIUM WHITE	40 KG.	LAH	1300.00	1300.00	1300.00	0.00	0.00
		MUL	1900.00	1850.00	950.00	2.70	100.00
		KAR	3600.00	3600.00	3600.00	0.00	0.00
		BNU	2100.00	2100.00	2100.00	0.00	0.00

Contd.

## 7.10 Intercity Wholesale Prices of Selected Commodities

Group/Commodity/Item Specification	Unit	City	Prices (Rs.)			% Change in January, 2019 Over			
			Jan., 2019	Dec., 2018	Jan., 2018	Dec., 2018	Jan., 2018		
0294204. WOOL PAK.MEDIUM YELLOW	40 KG.	LAH	1175.00	1175.00	1175.00	0.00	0.00		
		MUL	675.00	675.00	450.00	0.00	50.00		
		KAR	3275.00	3275.00	3275.00	0.00	0.00		
		BNU	1900.00	1900.00	1850.00	0.00	2.70		
0294205. WOOL COLOURED LIGHT	40 KG.	LAH	925.00	925.00	925.00	0.00	0.00		
		MUL	725.00	725.00	450.00	0.00	61.11		
		KAR	2700.00	2700.00	2700.00	0.00	0.00		
		BNU	1600.00	1600.00	1600.00	0.00	0.00		
0294206. WOOL COLOURED DARK	40 KG.	LAH	825.00	825.00	825.00	0.00	0.00		
		MUL	275.00	275.00	175.00	0.00	57.14		
		KAR	2500.00	2500.00	2500.00	0.00	0.00		
		BNU	1500.00	1500.00	1500.00	0.00	0.00		
<b>021. Hides &amp; Fur Skins, Raw</b>									
0295101. HIDES WET SALTED COW MEDIUM	EACH	LAH	1325.00	1325.00	1275.00	0.00	3.92		
		RAW	1425.00	1425.00	1525.00	0.00	-6.56		
		MUL	1450.00	1450.00	1650.00	0.00	-12.12		
		SKT	800.00	800.00	1750.00	0.00	-54.29		
		KSR	1325.00	1325.00	1200.00	0.00	10.42		
		KAR	1500.00	1500.00	3200.00	0.00	-53.13		
		HYD	2500.00	2500.00	3200.00	0.00	-21.88		
		BNU	1000.00	1000.00	1000.00	0.00	0.00		
		QTA	2500.00	2500.00	2500.00	0.00	0.00		
		0295102. HIDES WET SALTED BUFFALO MEDIUM	EACH	LAH	1025.00	1025.00	975.00	0.00	5.13
				RAW	1475.00	1475.00	1525.00	0.00	-3.28
				MUL	1250.00	1250.00	1250.00	0.00	0.00
SKT	1000.00			1000.00	2000.00	0.00	-50.00		
KSR	1000.00			1000.00	900.00	0.00	11.11		
KAR	400.00			400.00	2000.00	0.00	-80.00		
0295103. HIDES WET SALTED CALF MEDIUM	EACH	HYD	1500.00	1500.00	2000.00	0.00	-25.00		
		BNU	1200.00	1200.00	1200.00	0.00	0.00		
		QTA	2400.00	2400.00	2400.00	0.00	0.00		
		LAH	400.00	400.00	525.00	0.00	-23.81		
		RAW	1150.00	1150.00	1250.00	0.00	-8.00		
		MUL	850.00	850.00	750.00	0.00	13.33		
		SKT	500.00	500.00	500.00	0.00	0.00		
		KSR	425.00	425.00	380.00	0.00	11.84		
		KAR	3000.00	3000.00	3000.00	0.00	0.00		
		HYD	3000.00	3000.00	3000.00	0.00	0.00		
		BNU	500.00	500.00	500.00	0.00	0.00		
		QTA	1800.00	1800.00	1800.00	0.00	0.00		
0295301. SHEEP SKIN MEDIUM	100	RAW	20250.00	20250.00	22500.00	0.00	-10.00		
		MUL	7500.00	7500.00	6500.00	0.00	15.38		
		KSR	9750.00	9750.00	9750.00	0.00	0.00		
		KAR	6000.00	6000.00	31000.00	0.00	-80.65		
		HYD	20000.00	20000.00	25000.00	0.00	-20.00		
		PSH	5000.00	5000.00	7000.00	0.00	-28.57		
0295302. SHEEP SKIN LARGE	100	QTA	30000.00	30000.00	30000.00	0.00	0.00		
		LAH	16000.00	16000.00	16000.00	0.00	0.00		
		RAW	24250.00	24250.00	25500.00	0.00	-4.90		
		MUL	13500.00	13250.00	11500.00	1.89	17.39		
		KSR	15000.00	15000.00	13250.00	0.00	13.21		
		KAR	9750.00	9750.00	46500.00	0.00	-79.03		
0295401. GOAT SKIN LARGE	100	HYD	35000.00	35000.00	15000.00	0.00	133.33		
		PSH	7000.00	7000.00	10000.00	0.00	-30.00		
		QTA	35000.00	35000.00	35000.00	0.00	0.00		
		LAH	20500.00	20500.00	18000.00	0.00	13.89		
		RAW	23500.00	23500.00	24500.00	0.00	-4.08		
		KSR	19000.00	19000.00	14500.00	0.00	31.03		

Contd.

## 7.10 Intercity Wholesale Prices of Selected Commodities

Group/Commodity/Item Specification	Unit	City	Prices (Rs.)			% Change in January, 2019 Over	
			Jan., 2019	Dec., 2018	Jan., 2018	Dec., 2018	Jan., 2018
		KAR	21500.00	21500.00	32500.00	0.00	-33.85
		HYD	20000.00	20000.00	22000.00	0.00	-9.09
		PSH	12000.00	12000.00	14000.00	0.00	-14.29
0295402. GOAT SKIN EXTRA LARGE	100	QTA	40000.00	40000.00	40000.00	0.00	0.00
		LAH	23500.00	23500.00	20500.00	0.00	14.63
		RAW	24250.00	24250.00	26500.00	0.00	-8.49
		MUL	31000.00	31000.00	31500.00	0.00	-1.59
		KSR	20000.00	20000.00	16000.00	0.00	25.00
		KAR	26750.00	26750.00	35000.00	0.00	-23.57
		HYD	30000.00	30000.00	28000.00	0.00	7.14
		PSH	12000.00	12000.00	20000.00	0.00	-40.00
		QTA	45000.00	45000.00	45000.00	0.00	0.00
0295403. GOAT SKIN MEDIUM	100	LAH	15500.00	15500.00	13500.00	0.00	14.81
		RAW	22500.00	22500.00	23500.00	0.00	-4.26
		MUL	16500.00	16500.00	17500.00	0.00	-5.71
		SKT	15000.00	15000.00	19000.00	0.00	-21.05
		KSR	15500.00	15500.00	11600.00	0.00	33.62
		KAR	12500.00	12500.00	20500.00	0.00	-39.02
		PSH	6000.00	6000.00	10000.00	0.00	-40.00
		QTA	25000.00	25000.00	25000.00	0.00	0.00
0295404. GOAT SKIN SMALL	100	LAH	7500.00	7500.00	9500.00	0.00	-21.05
		RAW	20500.00	20500.00	22500.00	0.00	-8.89
		SKT	12500.00	12500.00	15000.00	0.00	-16.67
		KSR	11250.00	11250.00	8250.00	0.00	36.36
		KAR	7500.00	7500.00	15500.00	0.00	-51.61
		PSH	4000.00	4000.00	8000.00	0.00	-50.00
		QTA	15000.00	15000.00	15000.00	0.00	0.00
<b>022. Fuel Wood in Logs</b>							
0313001. FIRE WOOD MIXED DRY	40 KG.	LAH	705.00	705.00	655.00	0.00	7.63
		FAS	380.00	380.00	380.00	0.00	0.00
		RAW	690.00	690.00	650.00	0.00	6.15
		MUL	630.00	530.00	530.00	18.87	18.87
		GJT	550.00	550.00	550.00	0.00	0.00
		KAR	675.00	675.00	600.00	0.00	12.50
		HYD	550.00	550.00	550.00	0.00	0.00
		SKR	375.00	375.00	375.00	0.00	0.00
		LRK	450.00	450.00	450.00	0.00	0.00
		PSH	675.00	675.00	675.00	0.00	0.00
		MNG	560.00	560.00	560.00	0.00	0.00
		QTA	515.00	515.00	515.00	0.00	0.00
<b>023. Fish Live Fresh or Chilled</b>							
0411901. FISH RAHU RIVER	40 KG.	LAH	9650.00	9450.00	9600.00	2.12	0.52
		RAW	6100.00	5750.00	5950.00	6.09	2.52
		MUL	9300.00	9100.00	9100.00	2.20	2.20
		HYD	10000.00	10000.00	8800.00	0.00	13.64
		SKR	8800.00	8000.00	10000.00	10.00	-12.00
		PSH	8600.00	8600.00	8050.00	0.00	6.83
0411902. FISH RAHU SEA	40 KG.	KAR	9700.00	9700.00	9800.00	0.00	-1.02
0411903. FISH SURMAI ( SEA )	40 KG.	KAR	13900.00	13900.00	14800.00	0.00	-6.08
<b><u>2. Ores/Minerals, Elec., Gas &amp; Water</u></b>							
<b>024. Coal not Agglomerated</b>							
1101001. COAL	MT.	LAH	9900.00	9900.00	9900.00	0.00	0.00
<b>025. Natural Gas Liquified</b>							
1202001. SUI GAS GENERAL INDUSRIAL USE	MMBTU	KAR	912.60	912.60	600.00	0.00	52.10
1202002. LPG	KG.	LAH	142.50	121.00	119.00	17.77	19.75
		RAW	133.50	128.50	126.50	3.89	5.53
		KAR	130.00	130.00	120.00	0.00	8.33

Contd.

## 7.10 Intercity Wholesale Prices of Selected Commodities

Group/Commodity/Item Specification	Unit	City	Prices (Rs.)			% Change in January, 2019 Over	
			Jan., 2019	Dec., 2018	Jan., 2018	Dec., 2018	Jan., 2018
		PSH	160.00	143.00	130.00	11.89	23.08
		QTA	135.00	135.00	120.00	0.00	12.50
1202003. CNG	KG.	KAR	104.00	104.00	74.99	0.00	38.69
<b>026. Salt &amp; Pure Sodium Chloride</b>							
1620001. SALT CRUSHED LAHORI	40 KG.	LAH	400.00	400.00	360.00	0.00	11.11
		RAW	395.00	395.00	395.00	0.00	0.00
		MUL	330.00	330.00	280.00	0.00	17.86
		GJT	240.00	240.00	240.00	0.00	0.00
		KAR	360.00	360.00	360.00	0.00	0.00
		SKR	275.00	275.00	275.00	0.00	0.00
		PSH	250.00	250.00	150.00	0.00	66.67
1620002. SEA SALT	40 KG.	LAH	380.00	380.00	350.00	0.00	8.57
		FAS	190.00	190.00	170.00	0.00	11.76
		KAR	122.50	122.50	122.50	0.00	0.00
		HYD	150.00	150.00	150.00	0.00	0.00
		NWB	322.50	322.50	322.50	0.00	0.00
<b>027. Electrical Energy</b>							
1710011. ELECTRICITY TARRIF B1	KWH.	KAR	15.80	15.34	15.34	3.00	3.00
1710012. ELECTRICITY TARRIF B2	KWH.	KAR	15.54	15.15	15.15	2.57	2.57
1710013. ELECTRICITY TARRIF B3	KWH.	KAR	15.88	15.52	15.52	2.32	2.32
1710014. ELECTRICITY TARRIF B4	KWH.	KAR	15.83	15.46	15.46	2.39	2.39
1710021. ELECTRICITY TARIFF-D1	KWH.	KAR	15.21	10.09	10.09	50.74	50.74
1710022. ELECTRICITY TARIFF-D2	KWH.	KAR	5.35	11.70	11.70	-54.27	-54.27
<b><u>3. Food, Beverages, Tobacco, Textiles, Leather</u></b>							
<b><i>3a) Food Products, Beverages &amp; Tobacco</i></b>							
<b>028. Meat of Animals</b>							
2111101. BEEF	40 KG.	LAH	12200.00	12200.00	12200.00	0.00	0.00
		FAS	13000.00	13000.00	10200.00	0.00	27.45
		RAW	15000.00	14350.00	12250.00	4.53	22.45
		MUL	13700.00	13700.00	12100.00	0.00	13.22
		SAR	15350.00	15350.00	13200.00	0.00	16.29
		GJT	14000.00	14000.00	13200.00	0.00	6.06
		KAR	15000.00	15000.00	11400.00	0.00	31.58
		HYD	12900.00	12400.00	10550.00	4.03	22.27
		PSH	13000.00	12000.00	11200.00	8.33	16.07
		MNG	13200.00	13200.00	12500.00	0.00	5.60
		QTA	15600.00	15600.00	15600.00	0.00	0.00
2111601. MUTTON	40 KG.	LAH	29600.00	29600.00	29000.00	0.00	2.07
		FAS	30000.00	30000.00	26000.00	0.00	15.38
		RAW	35500.00	35000.00	33250.00	1.43	6.77
		MUL	26400.00	26400.00	25600.00	0.00	3.13
		KAR	30000.00	30000.00	24400.00	0.00	22.95
		HYD	27000.00	27000.00	24000.00	0.00	12.50
		PSH	31000.00	30000.00	27200.00	3.33	13.97
		MNG	26000.00	26000.00	24000.00	0.00	8.33
		QTA	29500.00	29500.00	27600.00	0.00	6.88
<b>029. Vegetables &amp; Fruit Juice</b>							
2133101. TOMATO KETCHUP 300 GM.	DOZ.	LAH	900.00	900.00	900.00	0.00	0.00
		FAS	892.20	892.20	892.20	0.00	0.00
		RAW	1210.00	1210.00	1175.00	0.00	2.98
		MUL	1037.40	1037.40	1037.40	0.00	0.00
		GJT	920.00	920.00	920.00	0.00	0.00
		KAR	1080.00	1080.00	1080.00	0.00	0.00
		HYD	1080.00	1080.00	1080.00	0.00	0.00
		SKR	1013.04	1013.04	1013.04	0.00	0.00
		MPK	1014.00	1014.00	1014.00	0.00	0.00

Contd.



## 7.10 Intercity Wholesale Prices of Selected Commodities

Group/Commodity/Item Specification	Unit	City	Prices (Rs.)			% Change in January, 2019 Over	
			Jan., 2019	Dec., 2018	Jan., 2018	Dec., 2018	Jan., 2018
		PSH	1200.00	1200.00	1300.00	0.00	-7.69
		MNG	900.00	900.00	900.00	0.00	0.00
		QTA	1140.00	1140.00	960.00	0.00	18.75
2133901. CHILLES & LIME PKL.IN OIL 340 G.	DOZ.	LAH	1250.00	1250.00	1250.00	0.00	0.00
		RAW	1255.00	1255.00	1152.50	0.00	8.89
		KAR	1380.00	1380.00	1380.00	0.00	0.00
		MPK	992.76	992.76	992.76	0.00	0.00
		PSH	1250.00	1250.00	1260.00	0.00	-0.79
		QTA	938.00	938.00	938.00	0.00	0.00
<b>030. Dried Fruits &amp; Nuts</b>							
2141101. KISHMISH(RAISIN) AVG. QLTY.	40 KG.	LAH	14000.00	14000.00	13000.00	0.00	7.69
		RAW	8750.00	8650.00	8450.00	1.16	3.55
		MUL	13100.00	13100.00	9250.00	0.00	41.62
		KAR	12000.00	12000.00	10500.00	0.00	14.29
		HYD	10750.00	10750.00	10200.00	0.00	5.39
		MPK	11000.00	11000.00	9500.00	0.00	15.79
		PSH	9600.00	8000.00	6200.00	20.00	54.84
		BNU	12000.00	12000.00	8900.00	0.00	34.83
		QTA	8000.00	8000.00	8000.00	0.00	0.00
2141301. GROUND NUT WITH SHELL AVG. QLTY.	40 KG.	LAH	8450.00	8450.00	8900.00	0.00	-5.06
		RAW	7450.00	7100.00	6150.00	4.93	21.14
		MUL	5490.00	5100.00	6300.00	7.65	-12.86
		KAR	10300.00	10300.00	10200.00	0.00	0.98
		HYD	6200.00	6200.00	7000.00	0.00	-11.43
		MPK	5200.00	5200.00	4600.00	0.00	13.04
		PSH	6400.00	6400.00	6800.00	0.00	-5.88
		QTA	8000.00	8000.00	8500.00	0.00	-5.88
<b>031. Fruit Juices</b>							
2142901. ROOHAFZA(SHARBAT)	DOZ.	LAH	2100.00	2100.00	1836.00	0.00	14.38
		FAS	2050.00	2050.00	1870.00	0.00	9.63
		RAW	2010.00	2010.00	1910.00	0.00	5.24
		MUL	2030.00	1980.00	1840.00	2.53	10.33
		GUJ	2100.00	2100.00	1880.00	0.00	11.70
		BPR	2155.00	2155.00	1880.00	0.00	14.63
		GJT	2050.00	2050.00	1880.00	0.00	9.04
		KAR	2060.00	2060.00	1850.00	0.00	11.35
		HYD	2100.00	2100.00	1880.00	0.00	11.70
		SKR	2100.00	2100.00	1720.00	0.00	22.09
		LRK	2050.00	2050.00	1850.00	0.00	10.81
		PSH	2040.00	2040.00	1820.00	0.00	12.09
		BNU	2100.00	2100.00	1900.00	0.00	10.53
		MNG	2050.00	2050.00	1850.00	0.00	10.81
		QTA	2220.00	2220.00	2100.00	0.00	5.71
2142902. JAM-E-SHREEN	DOZ.	LAH	2100.00	2100.00	1840.00	0.00	14.13
		FAS	2000.00	2000.00	1860.00	0.00	7.53
		RAW	2125.00	2125.00	1910.00	0.00	11.26
		MUL	2015.00	1970.00	1820.00	2.28	10.71
		GUJ	2050.00	2050.00	1850.00	0.00	10.81
		BPR	2148.00	2148.00	1880.00	0.00	14.26
		KAR	2100.00	2100.00	1824.00	0.00	15.13
		HYD	2220.00	2220.00	1956.00	0.00	13.50
		SKR	2160.00	2160.00	1720.00	0.00	25.58
		PSH	2040.00	2040.00	1820.00	0.00	12.09
		BNU	2010.00	2010.00	1800.00	0.00	11.67
		MNG	2020.00	2020.00	1880.00	0.00	7.45
2142903. FRUIT JUICE TETRA PACK	DOZ.	LAH	190.00	190.00	190.00	0.00	0.00
		FAS	162.50	162.50	162.50	0.00	0.00
		RAW	157.50	157.50	157.50	0.00	0.00

Contd.

## 7.10 Intercity Wholesale Prices of Selected Commodities

Group/Commodity/Item Specification	Unit	City	Prices (Rs.)			% Change in January, 2019 Over	
			Jan., 2019	Dec., 2018	Jan., 2018	Dec., 2018	Jan., 2018
		MUL	156.00	156.00	135.00	0.00	15.56
		KAR	168.00	168.00	168.00	0.00	0.00
		HYD	170.00	170.00	170.00	0.00	0.00
		SKR	180.00	180.00	180.00	0.00	0.00
		PSH	133.00	133.00	133.00	0.00	0.00
		QTA	110.00	110.00	110.00	0.00	0.00
2142904. LEMON/ORANGE SQUASH MITCHELS(730ML)	DOZ.	LAH	1620.00	1620.00	1620.00	0.00	0.00
		FAS	1630.00	1630.00	1630.00	0.00	0.00
		RAW	1910.00	1910.00	1710.00	0.00	11.70
		MUL	1788.00	1788.00	1788.00	0.00	0.00
		KAR	1788.00	1788.00	1788.00	0.00	0.00
		HYD	2040.00	2040.00	1775.00	0.00	14.93
		PSH	2100.00	2100.00	1800.00	0.00	16.67
2142905. MUREEY BREWERY (TOPS)	DOZ.	LAH	495.00	495.00	495.00	0.00	0.00
		RAW	710.00	710.00	625.00	0.00	13.60
		KSR	435.00	435.00	435.00	0.00	0.00
2149201. APL/MNG/ORG/MIX. FRUIT JAM 450 G.	DOZ.	LAH	1515.00	1515.00	1515.00	0.00	0.00
		RAW	1565.00	1565.00	1390.00	0.00	12.59
		KAR	1305.00	1305.00	1305.00	0.00	0.00
		MPK	1183.00	1183.00	1183.00	0.00	0.00
		PSH	1440.00	1440.00	1410.00	0.00	2.13
		QTA	1320.00	1320.00	1320.00	0.00	0.00
2149202. MANGO/MIXED PICKLE IN OIL 340 G.	DOZ.	LAH	1120.00	1120.00	1120.00	0.00	0.00
		RAW	1355.00	1355.00	1270.00	0.00	6.69
		KAR	1380.00	1380.00	1380.00	0.00	0.00
		MPK	992.76	992.76	992.76	0.00	0.00
		PSH	1320.00	1320.00	1320.00	0.00	0.00
		QTA	1200.00	1200.00	1200.00	0.00	0.00
<b>032. Vegetable Oils Refined</b>							
2154101. SOYABEAN COOKING OIL TIN	5 LTR.	LAH	930.00	930.00	840.00	0.00	10.71
		FAS	980.00	980.00	850.00	0.00	15.29
		RAW	955.00	955.00	845.00	0.00	13.02
		MUL	997.00	997.00	903.85	0.00	10.31
		KAR	742.50	742.50	742.50	0.00	0.00
		HYD	1000.00	985.00	977.77	1.52	2.27
		SKR	840.00	840.00	840.00	0.00	0.00
		MPK	980.00	980.00	940.00	0.00	4.26
		PSH	940.00	915.00	860.00	2.73	9.30
		BNU	962.50	940.00	970.00	2.39	-0.77
		QTA	840.00	840.00	840.00	0.00	0.00
2154301. SUN FLOWER COOKING OIL	5 LTR.	LAH	940.00	940.00	840.00	0.00	11.90
		FAS	925.00	925.00	850.00	0.00	8.82
		RAW	955.00	955.00	845.00	0.00	13.02
		MUL	976.00	976.00	879.81	0.00	10.93
		GJT	855.00	855.00	855.00	0.00	0.00
		KAR	742.50	742.50	742.50	0.00	0.00
		HYD	980.00	940.00	911.11	4.26	7.56
		SKR	890.00	890.00	840.00	0.00	5.95
		PSH	860.00	870.00	850.00	-1.15	1.18
		MNG	930.00	930.00	840.00	0.00	10.71
		QTA	900.00	900.00	900.00	0.00	0.00
2154401. MUSTARD & RAPE SEED OIL.	40 KG.	LAH	6450.00	6450.00	5200.00	0.00	24.04
		RAW	7100.00	7100.00	6900.00	0.00	2.90
		MUL	5500.00	5300.00	5700.00	3.77	-3.51
		KSR	6350.00	6350.00	5400.00	0.00	17.59
		KAR	6700.00	6700.00	6850.00	0.00	-2.19
		HYD	5450.00	5600.00	5500.00	-2.68	-0.91
		MPK	5600.00	5650.00	5450.00	-0.88	2.75

Contd.

## 7.10 Intercity Wholesale Prices of Selected Commodities

Group/Commodity/Item Specification	Unit	City	Prices (Rs.)			% Change in January, 2019 Over		
			Jan., 2019	Dec., 2018	Jan., 2018	Dec., 2018	Jan., 2018	
2154801. COTTON SEED OIL	40 KG.	PSH	6750.00	6750.00	6750.00	0.00	0.00	
		BNU	6800.00	6800.00	6200.00	0.00	9.68	
		QTA	6000.00	6000.00	6000.00	0.00	0.00	
		LAH	5800.00	5800.00	5800.00	0.00	0.00	
		MUL	4150.00	4150.00	3825.00	0.00	8.50	
		GUJ	5000.00	5000.00	5000.00	0.00	0.00	
		SAR	4540.00	4540.00	4540.00	0.00	0.00	
		KAR	5700.00	5700.00	5725.00	0.00	-0.44	
		HYD	4200.00	4250.00	4520.00	-1.18	-7.08	
		SKR	4480.00	4480.00	4800.00	0.00	-6.67	
2154901. RAFHAN CORN OIL	2.00 LT	NWB	6000.00	6000.00	6000.00	0.00	0.00	
		PSH	5100.00	5100.00	5100.00	0.00	0.00	
		LAH	750.00	750.00	650.00	0.00	15.38	
		FAS	760.00	760.00	700.00	0.00	8.57	
		RAW	910.00	910.00	725.00	0.00	25.52	
		MUL	703.00	703.00	703.00	0.00	0.00	
		KAR	695.00	695.00	695.00	0.00	0.00	
		HYD	786.00	733.00	766.66	7.23	2.52	
		MPK	705.00	705.00	705.00	0.00	0.00	
		PSH	790.00	785.00	710.00	0.64	11.27	
033. Vegetable Ghee	EACH	MNG	735.00	735.00	720.00	0.00	2.08	
		QTA	730.00	730.00	730.00	0.00	0.00	
		2159001. VEGETABLE GHEE(16 KG TIN)	LAH	2350.00	2350.00	2230.00	0.00	5.38
		RAW	2515.00	2515.00	2310.00	0.00	8.87	
		MUL	2530.00	2490.00	2385.00	1.61	6.08	
		SKT	2070.00	2070.00	2070.00	0.00	0.00	
		KAR	2450.00	2380.00	2560.00	2.94	-4.30	
		SKR	1920.00	1880.00	1850.00	2.13	3.78	
		MPK	2100.00	2100.00	2020.00	0.00	3.96	
		PSH	2620.00	2620.00	2450.00	0.00	6.94	
2159002. VEGETABLE GHEE(DALDA/TULO/HABIB/SHA	05 KG.	MNG	2550.00	2550.00	2430.00	0.00	4.94	
		QTA	3100.00	3000.00	2450.00	3.33	26.53	
		LAH	970.00	950.00	895.00	2.11	8.38	
		FAS	930.00	930.00	870.00	0.00	6.90	
		RAW	955.00	955.00	855.00	0.00	11.70	
		MUL	927.00	927.00	850.00	0.00	9.06	
		SAR	965.00	965.00	890.00	0.00	8.43	
		GJT	920.00	920.00	898.00	0.00	2.45	
		KAR	940.00	940.00	940.00	0.00	0.00	
		HYD	1020.00	950.00	900.00	7.37	13.33	
034. Oil Cakes	40 KG.	SKR	780.00	780.00	780.00	0.00	0.00	
		PSH	950.00	940.00	890.00	1.06	6.74	
		QTA	980.00	950.00	850.00	3.16	15.29	
		2171001. COTTON SEED OIL CAKES	LAH	1800.00	1800.00	1700.00	0.00	5.88
		FAS	1725.00	1650.00	1650.00	4.55	4.55	
		MUL	1425.00	1425.00	1400.00	0.00	1.79	
		SAR	2400.00	2400.00	2000.00	0.00	20.00	
		BPR	1650.00	1650.00	1525.00	0.00	8.20	
		HYD	1600.00	1600.00	1600.00	0.00	0.00	
		SKR	1795.00	1720.00	1720.00	4.36	4.36	
2171002. MUSTARD & RAPSEED OIL CAKES	40 KG.	MPK	1470.00	1450.00	1400.00	1.38	5.00	
		PSH	1750.00	1730.00	1560.00	1.16	12.18	
		QTA	1250.00	1250.00	1250.00	0.00	0.00	
		LAH	1400.00	1400.00	1300.00	0.00	7.69	
		FAS	1500.00	1500.00	1350.00	0.00	11.11	
		MUL	1275.00	1275.00	1275.00	0.00	0.00	

Contd.

## 7.10 Intercity Wholesale Prices of Selected Commodities

Group/Commodity/Item Specification	Unit	City	Prices (Rs.)			% Change in January, 2019 Over	
			Jan., 2019	Dec., 2018	Jan., 2018	Dec., 2018	Jan., 2018
		SAR	1450.00	1475.00	1312.50	-1.69	10.48
		BPR	1525.00	1525.00	1325.00	0.00	15.09
		HYD	1600.00	1600.00	1600.00	0.00	0.00
		SKR	1490.00	1490.00	1450.00	0.00	2.76
		MPK	1300.00	1250.00	1150.00	4.00	13.04
		PSH	1750.00	1750.00	1700.00	0.00	2.94
		QTA	950.00	950.00	950.00	0.00	0.00
<b>035. Processed Liquid Milk</b>							
2211002. MILK PAK/HALEEB/NESTLE (LITRE)	DOZ.	LAH	1500.00	1500.00	1470.00	0.00	2.04
		FAS	1540.00	1540.00	1460.00	0.00	5.48
		RAW	1435.00	1435.00	1355.00	0.00	5.90
		KAR	1250.00	1250.00	1250.00	0.00	0.00
		HYD	1620.00	1620.00	1472.00	0.00	10.05
		SKR	1347.96	1347.96	1320.00	0.00	2.12
		PSH	1470.00	1470.00	1470.00	0.00	0.00
		MNG	1480.00	1480.00	1460.00	0.00	1.37
<b>036. Milk &amp; Cream in Solid Form</b>							
2221101. POWD.MILK EVERYDAY(NESTLE)1KG.	EACH	LAH	750.00	750.00	700.00	0.00	7.14
		RAW	782.50	762.50	685.00	2.62	14.23
		MUL	801.00	763.00	703.66	4.98	13.83
		KAR	725.00	725.00	662.50	0.00	9.43
		HYD	768.42	768.42	710.00	0.00	8.23
		SKR	808.00	768.00	665.00	5.21	21.50
		PSH	750.00	750.00	680.00	0.00	10.29
		BNU	760.00	750.00	680.00	1.33	11.76
		QTA	680.00	680.00	680.00	0.00	0.00
2221201. POWDERED MILK(SKIMMED)/BAG 25 KG.	EACH	LAH	11750.00	11750.00	11750.00	0.00	0.00
		RAW	12900.00	12900.00	12350.00	0.00	4.45
		MUL	9287.50	9287.50	9300.00	0.00	-0.13
		KAR	12750.00	12750.00	10250.00	0.00	24.39
		PSH	10000.00	10000.00	8400.00	0.00	19.05
		QTA	12500.00	12500.00	12500.00	0.00	0.00
2221202. POWDERED MILK NIDO ( 1 KG. POLY BA	EACH	LAH	750.00	750.00	725.00	0.00	3.45
		RAW	852.50	852.50	805.00	0.00	5.90
		GUJ	730.00	730.00	730.00	0.00	0.00
		KAR	710.00	710.00	758.00	0.00	-6.33
		HYD	857.00	857.00	813.00	0.00	5.41
		PSH	760.00	760.00	720.00	0.00	5.56
<b>037. Ice Cream</b>							
2227001. ICE CREAM POLKAWALLS	DOZ.	LAH	400.00	400.00	400.00	0.00	0.00
		RAW	495.00	495.00	495.00	0.00	0.00
		KAR	480.00	480.00	288.00	0.00	66.67
		HYD	432.00	432.00	432.00	0.00	0.00
		SKR	453.00	453.00	453.00	0.00	0.00
		QTA	456.00	456.00	456.00	0.00	0.00
<b>038. Dairy Products N.E.C</b>							
2229001. MILO(200 GM. PACK) NESTLE	EACH	LAH	207.00	207.00	198.00	0.00	4.55
		FAS	240.00	240.00	177.00	0.00	35.59
		RAW	195.00	192.50	192.50	1.30	1.30
		MUL	140.00	140.00	140.00	0.00	0.00
		KAR	200.00	200.00	200.00	0.00	0.00
		HYD	280.00	250.00	195.00	12.00	43.59
		MPK	230.00	230.00	180.00	0.00	27.78
		PSH	190.00	190.00	190.00	0.00	0.00
		MNG	300.00	300.00	300.00	0.00	0.00
		QTA	160.00	160.00	160.00	0.00	0.00
2229002. LACTOGEN(SOFT PACK 400 GM)	EACH	LAH	450.00	450.00	415.00	0.00	8.43
		FAS	458.33	456.25	422.91	0.46	8.38

Contd.

## 7.10 Intercity Wholesale Prices of Selected Commodities

Group/Commodity/Item Specification	Unit	City	Prices (Rs.)			% Change in January, 2019 Over	
			Jan., 2019	Dec., 2018	Jan., 2018	Dec., 2018	Jan., 2018
		RAW	472.50	472.50	437.50	0.00	8.00
		MUL	462.95	462.95	426.00	0.00	8.67
		KAR	450.00	425.00	425.00	5.88	5.88
		HYD	470.00	470.00	440.00	0.00	6.82
		MPK	465.00	465.00	408.00	0.00	13.97
		PSH	460.00	460.00	416.00	0.00	10.58
		QTA	490.00	490.00	415.00	0.00	18.07
<b>039. Wheat Flour</b>							
2311001. WHEAT FLOUR SUP. QLTY.	80 KG.	LAH	3600.00	3600.00	3600.00	0.00	0.00
		FAS	3040.00	3040.00	2940.00	0.00	3.40
		RAW	3340.00	3315.00	3410.00	0.75	-2.05
		MUL	2930.00	2930.00	2890.00	0.00	1.38
		GUJ	3040.00	3040.00	3200.00	0.00	-5.00
		SAR	3280.00	3280.00	3100.00	0.00	5.81
		SKT	3000.00	3000.00	3400.00	0.00	-11.76
		GJT	2860.00	2860.00	2860.00	0.00	0.00
		KAR	3520.00	3520.00	3480.00	0.00	1.15
		HYD	3440.00	3440.00	3360.00	0.00	2.38
		SKR	2720.00	2720.00	2960.00	0.00	-8.11
		LRK	3100.00	3100.00	3100.00	0.00	0.00
		PSH	3500.00	3500.00	3260.00	0.00	7.36
		QTA	4160.00	4160.00	3920.00	0.00	6.12
2311002. WHEAT FLOUR AVG. QLTY	80 KG.	LAH	3040.00	3040.00	3040.00	0.00	0.00
		FAS	2880.00	2880.00	2780.00	0.00	3.60
		RAW	2715.00	2675.00	2875.00	1.50	-5.57
		MUL	2890.00	2890.00	2780.00	0.00	3.96
		SAH	2880.00	2880.00	2840.00	0.00	1.41
		SAR	2700.00	2700.00	2800.00	0.00	-3.57
		BPR	2920.00	2920.00	2800.00	0.00	4.29
		GJT	2740.00	2740.00	2740.00	0.00	0.00
		KAR	3160.00	3160.00	2840.00	0.00	11.27
		HYD	3000.00	3000.00	3060.00	0.00	-1.96
		SKR	2640.00	2640.00	2880.00	0.00	-8.33
		LRK	3000.00	3000.00	2880.00	0.00	4.17
		MPK	2880.00	2880.00	2800.00	0.00	2.86
		PSH	3000.00	3000.00	2960.00	0.00	1.35
		MNG	3000.00	3000.00	3040.00	0.00	-1.32
		QTA	4000.00	4000.00	3880.00	0.00	3.09
2311003. WHEAT FLOUR/BAG OF 10 KG.	EACH	LAH	375.00	375.00	365.00	0.00	2.74
		FAS	390.00	390.00	362.50	0.00	7.59
		RAW	377.50	372.50	372.50	1.34	1.34
		MUL	362.50	362.50	360.00	0.00	0.69
		GUJ	370.00	370.00	380.00	0.00	-2.63
		SKT	370.00	370.00	380.00	0.00	-2.63
		BPR	380.00	380.00	370.00	0.00	2.70
		GJT	340.00	340.00	340.00	0.00	0.00
		KAR	440.00	440.00	445.00	0.00	-1.12
		HYD	400.00	400.00	415.00	0.00	-3.61
		SKR	350.00	350.00	360.00	0.00	-2.78
		LRK	380.00	380.00	380.00	0.00	0.00
		MPK	380.00	380.00	375.00	0.00	1.33
		NWB	365.00	365.00	365.00	0.00	0.00
		PSH	365.00	365.00	365.00	0.00	0.00
		QTA	410.00	410.00	400.00	0.00	2.50
2311004. MAIDA AVG. QLTY.	80 KG.	LAH	3520.00	3450.00	3520.00	2.03	0.00
		FAS	3120.00	3168.00	3070.00	-1.52	1.63
		RAW	3325.00	3325.00	3410.00	0.00	-2.49
		MUL	3250.00	3250.00	2750.00	0.00	18.18

Contd.

## 7.10 Intercity Wholesale Prices of Selected Commodities

Group/Commodity/Item Specification	Unit	City	Prices (Rs.)			% Change in January, 2019 Over	
			Jan., 2019	Dec., 2018	Jan., 2018	Dec., 2018	Jan., 2018
		SAR	3280.00	3360.00	3440.00	-2.38	-4.65
		BPR	3450.00	3450.00	3450.00	0.00	0.00
		GJT	3100.00	3100.00	3000.00	0.00	3.33
		KAR	3320.00	3320.00	3480.00	0.00	-4.60
		HYD	3250.00	3250.00	3250.00	0.00	0.00
		SKR	3600.00	3600.00	3200.00	0.00	12.50
		MPK	3200.00	3200.00	3280.00	0.00	-2.44
		PSH	3388.00	3388.00	3280.00	0.00	3.29
		MNG	3330.00	3330.00	3300.00	0.00	0.91
		QTA	4400.00	4400.00	5200.00	0.00	-15.38
2311005. SUJI	85 KG.	LAH	4080.00	4000.00	4120.00	2.00	-0.97
		FAS	3315.00	3366.00	3264.00	-1.52	1.56
		RAW	3365.00	3365.00	3437.50	0.00	-2.11
		MUL	3175.00	3175.00	3250.00	0.00	-2.31
		SAH	3389.50	3389.50	3161.50	0.00	7.21
		BPR	3825.00	3825.00	3825.00	0.00	0.00
		GJT	3350.00	3350.00	3250.00	0.00	3.08
		KAR	3867.50	3867.50	3697.50	0.00	4.60
		HYD	3400.00	3400.00	3230.00	0.00	5.26
		SKR	3910.00	3910.00	3582.00	0.00	9.16
		MPK	3400.00	3400.00	3485.00	0.00	-2.44
		PSH	3469.00	3469.00	3770.00	0.00	-7.98
		QTA	4675.00	4675.00	5325.00	0.00	-12.21
2311006. CERELAC WHEAT(400 GM.)	EACH	LAH	289.00	289.00	260.00	0.00	11.15
		FAS	305.00	305.00	268.75	0.00	13.49
		RAW	272.50	272.50	295.00	0.00	-7.63
		MUL	308.41	308.41	272.00	0.00	13.39
		KAR	257.00	257.00	257.00	0.00	0.00
		HYD	320.00	260.00	260.00	23.08	23.08
		MPK	255.00	255.00	255.00	0.00	0.00
		PSH	260.00	260.00	260.00	0.00	0.00
		MNG	332.00	332.00	332.00	0.00	0.00
		QTA	245.00	245.00	245.00	0.00	0.00
<b>040. Other Cereal Flour</b>							
2312001. BESAN	85 KG.	LAH	9350.00	8500.00	8900.00	10.00	5.06
		FAS	8925.00	8390.00	7544.00	6.38	18.31
		RAW	8575.00	8475.00	9225.00	1.18	-7.05
		MUL	8460.00	7900.00	8200.00	7.09	3.17
		GUJ	8400.00	8400.00	8925.00	0.00	-5.88
		SAR	9350.00	9350.00	7650.00	0.00	22.22
		SKT	8925.00	4000.00	7225.00	123.13	23.53
		GJT	8925.00	8925.00	7500.00	0.00	19.00
		KSR	9000.00	8500.00	8700.00	5.88	3.45
		KAR	9647.50	9647.50	9137.50	0.00	5.58
		HYD	8400.00	8400.00	7065.00	0.00	18.90
		SKR	8075.00	8075.00	9350.00	0.00	-13.64
		MPK	11000.00	9520.00	8500.00	15.55	29.41
		PSH	9500.00	9100.00	9010.00	4.40	5.44
		QTA	11900.00	11900.00	11050.00	0.00	7.69
<b>041. Sugar Refined</b>							
2352001. SUGAR REFINED(BAG)	50 KG.	LAH	2850.00	2750.00	2500.00	3.64	14.00
		FAS	2800.00	2600.00	2435.00	7.69	14.99
		RAW	2840.00	2695.00	2510.00	5.38	13.15
		MUL	2795.00	2522.50	2435.00	10.80	14.78
		GUJ	2670.00	2670.00	2500.00	0.00	6.80
		SKT	2860.00	2700.00	2540.00	5.93	12.60
		GJT	2840.00	2750.00	2500.00	3.27	13.60
		KAR	2800.00	2550.00	2450.00	9.80	14.29

Contd.

## 7.10 Intercity Wholesale Prices of Selected Commodities

Group/Commodity/Item Specification	Unit	City	Prices (Rs.)			% Change in January, 2019 Over	
			Jan., 2019	Dec., 2018	Jan., 2018	Dec., 2018	Jan., 2018
2352002. GUR AVG. QLTY.	40 KG.	HYD	2800.00	2550.00	2400.00	9.80	16.67
		MPK	2765.00	2530.00	2440.00	9.29	13.32
		PSH	2820.00	2660.00	2520.00	6.02	11.90
		MNG	2600.00	2600.00	2600.00	0.00	0.00
		QTA	2850.00	2620.00	2500.00	8.78	14.00
		LAH	3100.00	2900.00	2600.00	6.90	19.23
		MUL	2570.00	2300.00	2150.00	11.74	19.53
		SAR	2750.00	2800.00	2100.00	-1.79	30.95
		SKT	2800.00	2800.00	3200.00	0.00	-12.50
		KSR	2900.00	2900.00	2500.00	0.00	16.00
		KAR	2760.00	2300.00	2140.00	20.00	28.97
		HYD	2600.00	2600.00	2300.00	0.00	13.04
		SKR	2400.00	2400.00	2400.00	0.00	0.00
		PSH	2800.00	2800.00	2700.00	0.00	3.70
		MNG	3000.00	3000.00	3000.00	0.00	0.00
QTA	2800.00	3200.00	3200.00	-12.50	-12.50		
<b>042. Chocolate</b>							
2366001. CHOCCLATE CANDY (NOW)	DOZ.	LAH	52.00	52.00	52.00	0.00	0.00
		RAW	54.50	54.50	54.50	0.00	0.00
		BPR	55.00	55.00	55.00	0.00	0.00
		KSR	52.00	52.00	52.00	0.00	0.00
		KAR	54.00	54.00	54.00	0.00	0.00
		PSH	52.00	52.00	52.00	0.00	0.00
		QTA	54.00	54.00	54.00	0.00	0.00
<b>043. Sugar Confectionary</b>							
2367001. TOFFEE (HILAL)	DOZ.	LAH	18.00	18.00	18.00	0.00	0.00
		RAW	20.00	20.00	20.00	0.00	0.00
		GUJ	10.00	10.00	10.00	0.00	0.00
		SKT	10.00	10.00	10.00	0.00	0.00
		BPR	10.28	10.28	10.28	0.00	0.00
		KSR	18.00	18.00	18.00	0.00	0.00
		KAR	10.00	10.00	10.00	0.00	0.00
		HYD	10.00	10.00	10.00	0.00	0.00
		LRK	15.00	15.00	15.00	0.00	0.00
		PSH	10.00	10.00	10.58	0.00	-5.48
		QTA	10.00	10.00	10.00	0.00	0.00
<b>044. Coffee &amp; Tea</b>							
2391301. TEA LIPTON YELLOW LABEL 200 G.PKT	06 PKT.	LAH	1260.00	1260.00	1020.00	0.00	23.53
		FAS	1200.00	1200.00	989.47	0.00	21.28
		RAW	1185.00	1185.00	955.00	0.00	24.08
		MUL	1198.50	1198.50	966.00	0.00	24.07
		SKT	1263.16	1263.16	1110.00	0.00	13.80
		KAR	1140.00	1140.00	1035.79	0.00	10.06
		HYD	1263.15	1170.00	1010.52	7.96	25.00
		SKR	1230.00	1098.72	1009.26	11.95	21.87
		PSH	1224.00	1224.00	960.00	0.00	27.50
		MNG	1128.00	1128.00	1050.00	0.00	7.43
		QTA	1296.00	1200.00	1019.95	8.00	27.07
2391302. TEA SUPREME 200 G. PKT.	06 PKT.	LAH	1050.00	1050.00	835.00	0.00	25.75
		FAS	989.47	989.47	863.15	0.00	14.63
		RAW	1027.50	1027.50	875.00	0.00	17.43
		MUL	998.40	998.40	822.00	0.00	21.46
		SKT	1051.58	1051.58	870.00	0.00	20.87
		KAR	1016.82	1016.82	821.00	0.00	23.85
		HYD	990.00	990.00	915.78	0.00	8.10
		SKR	891.00	891.00	891.00	0.00	0.00
		PSH	970.00	970.00	830.00	0.00	16.87
		MNG	1060.00	1060.00	1060.00	0.00	0.00

Contd.

## 7.10 Intercity Wholesale Prices of Selected Commodities

Group/Commodity/Item Specification	Unit	City	Prices (Rs.)			% Change in January, 2019 Over			
			Jan., 2019	Dec., 2018	Jan., 2018	Dec., 2018	Jan., 2018		
2391303. TEA LOOSE	KG.	QTA	1020.00	1020.00	760.00	0.00	34.21		
		LAH	500.00	487.50	422.50	2.56	18.34		
		FAS	590.00	590.00	500.00	0.00	18.00		
		RAW	695.00	695.00	685.00	0.00	1.46		
		MUL	575.00	575.00	490.00	0.00	17.35		
		SKT	500.00	500.00	500.00	0.00	0.00		
		GJT	630.00	630.00	580.00	0.00	8.62		
		KAR	545.00	545.00	510.00	0.00	6.86		
		HYD	590.00	590.00	590.00	0.00	0.00		
		SKR	560.00	495.00	495.00	13.13	13.13		
		MPK	580.00	580.00	545.00	0.00	6.42		
		PSH	630.00	620.00	570.00	1.61	10.53		
		MNG	600.00	600.00	680.00	0.00	-11.76		
		QTA	600.00	600.00	410.00	0.00	46.34		
2391304. TEA TAPAL MIXTURE (200 G ) PKT.	06 PKT	LAH	1105.00	1105.00	1015.00	0.00	8.87		
		FAS	1084.21	1073.68	978.94	0.98	10.75		
		RAW	1025.00	1025.00	987.50	0.00	3.80		
		MUL	1074.00	1074.00	901.56	0.00	19.13		
		KAR	1045.00	1045.00	915.00	0.00	14.21		
		HYD	1168.00	1168.00	947.36	0.00	23.29		
		PSH	1140.00	1140.00	960.00	0.00	18.75		
		MNG	1074.00	1074.00	970.00	0.00	10.72		
		QTA	1110.00	1110.00	1074.00	0.00	3.35		
		045. Spices	EACH	LAH	103.00	100.00	100.00	3.00	3.00
RAW	97.50			97.50	97.50	0.00	0.00		
MUL	102.23			102.23	102.23	0.00	0.00		
SKT	86.89			86.89	86.89	0.00	0.00		
KAR	105.00			105.00	105.00	0.00	0.00		
HYD	110.00			110.00	110.00	0.00	0.00		
MPK	102.50			102.50	100.00	0.00	2.50		
PSH	105.00			105.00	102.00	0.00	2.94		
MNG	110.00			110.00	110.00	0.00	0.00		
QTA	120.00			120.00	120.00	0.00	0.00		
2392201. RED CHILLIES(200 G PKT.NATIONAL)	EACH			LAH	137.00	105.00	105.00	30.48	30.48
				FAS	130.00	96.32	96.32	34.97	34.97
				RAW	139.00	139.00	109.50	0.00	26.94
				MUL	136.37	136.37	95.52	0.00	42.77
		SKT	95.52	95.52	95.52	0.00	0.00		
		KAR	100.00	100.00	100.00	0.00	0.00		
		HYD	150.00	150.00	120.00	0.00	25.00		
		MPK	96.50	96.50	96.50	0.00	0.00		
		PSH	139.00	139.00	110.00	0.00	26.36		
		MNG	106.00	106.00	106.00	0.00	0.00		
QTA	146.00	146.00	116.00	0.00	25.86				
2392402. CORRIANDER PWD.200 G. PKT.NAT.	EACH	LAH	96.00	87.96	87.96	9.14	9.14		
		FAS	94.23	94.23	94.23	0.00	0.00		
		RAW	117.50	91.50	91.50	28.42	28.42		
		MUL	117.56	95.51	97.13	23.09	21.03		
		SKT	118.00	70.78	70.78	66.71	66.71		
		KAR	117.00	90.00	90.00	30.00	30.00		
		HYD	130.00	104.00	104.00	25.00	25.00		
		MPK	120.00	68.41	68.41	75.41	75.41		
		PSH	90.00	90.00	90.00	0.00	0.00		
		MNG	100.00	58.00	58.00	72.41	72.41		
QTA	113.00	103.00	103.00	9.71	9.71				
2392601. CLOVES	40 KG.	LAH	48000.00	48000.00	48000.00	0.00	0.00		
		RAW	45250.00	45250.00	45250.00	0.00	0.00		

Contd.



## 7.10 Intercity Wholesale Prices of Selected Commodities

Group/Commodity/Item Specification	Unit	City	Prices (Rs.)			% Change in January, 2019 Over	
			Jan., 2019	Dec., 2018	Jan., 2018	Dec., 2018	Jan., 2018
		MUL	44000.00	44000.00	43000.00	0.00	2.33
		KAR	51000.00	51000.00	44000.00	0.00	15.91
		HYD	48000.00	48000.00	48000.00	0.00	0.00
		MPK	48000.00	46400.00	42000.00	3.45	14.29
		PSH	52000.00	52000.00	52000.00	0.00	0.00
		QTA	51000.00	51000.00	51000.00	0.00	0.00
<b>046. Other Food Products</b>							
2399401. VINEGAR SYNTHETIC (SIRKA)	DOZ.	LAH	900.00	900.00	780.00	0.00	15.38
		RAW	910.00	910.00	875.00	0.00	4.00
		KAR	625.00	625.00	625.00	0.00	0.00
		PSH	660.00	660.00	660.00	0.00	0.00
		QTA	960.00	960.00	900.00	0.00	6.67
2399901. TURMERIC POWDER(50 G.PKT.NATIONAL)	EACH	LAH	36.00	36.00	31.50	0.00	14.29
		FAS	31.96	31.96	31.96	0.00	0.00
		RAW	35.00	35.00	30.00	0.00	16.67
		MUL	36.22	36.22	31.69	0.00	14.29
		SKT	31.69	31.69	31.69	0.00	0.00
		KAR	34.00	34.00	34.00	0.00	0.00
		HYD	40.00	40.00	35.00	0.00	14.29
		SKR	31.69	31.69	31.69	0.00	0.00
		MPK	36.00	32.00	32.00	12.50	12.50
		PSH	32.00	32.00	32.00	0.00	0.00
		MNG	32.50	32.50	32.50	0.00	0.00
		QTA	30.00	30.00	30.00	0.00	0.00
<b>047. Mineral Water</b>							
2441001. MINERAL WATER NESTLE(1.5 LTR)	DOZ.	LAH	570.00	570.00	570.00	0.00	0.00
		FAS	460.00	460.00	460.00	0.00	0.00
		RAW	522.50	522.50	522.50	0.00	0.00
		MUL	542.00	454.00	542.00	19.38	0.00
		GUJ	600.00	600.00	540.00	0.00	11.11
		SKT	419.00	419.00	419.00	0.00	0.00
		KAR	499.00	499.00	499.00	0.00	0.00
		HYD	574.83	574.83	574.83	0.00	0.00
		SKR	480.00	480.00	480.00	0.00	0.00
		MPK	510.00	510.00	510.00	0.00	0.00
		PSH	500.00	500.00	500.00	0.00	0.00
		QTA	576.00	576.00	576.00	0.00	0.00
<b>048. Beverages</b>							
2449001. COCA COLA(CRATE OF 24 BOTTLES)	EACH	LAH	442.00	442.00	442.00	0.00	0.00
		FAS	445.00	445.00	445.00	0.00	0.00
		RAW	405.00	405.00	405.00	0.00	0.00
		MUL	420.00	420.00	400.00	0.00	5.00
		SKT	444.00	444.00	444.00	0.00	0.00
		GJT	444.00	444.00	444.00	0.00	0.00
		KAR	444.00	444.00	444.00	0.00	0.00
		HYD	444.00	444.00	444.00	0.00	0.00
		SKR	432.00	432.00	432.00	0.00	0.00
		MPK	390.00	390.00	390.00	0.00	0.00
		PSH	450.00	450.00	440.00	0.00	2.27
		BNU	475.00	475.00	475.00	0.00	0.00
		MNG	430.00	430.00	450.00	0.00	-4.44
		QTA	648.00	648.00	480.00	0.00	35.00
2449002. SEVEN UP (CRATE OF 24 BOTTLES)	EACH	LAH	442.00	442.00	442.00	0.00	0.00
		FAS	445.00	445.00	445.00	0.00	0.00
		RAW	405.00	405.00	405.00	0.00	0.00
		MUL	400.00	400.00	400.00	0.00	0.00
		SKT	444.00	444.00	444.00	0.00	0.00
		GJT	444.00	444.00	444.00	0.00	0.00

Contd.

## 7.10 Intercity Wholesale Prices of Selected Commodities

Group/Commodity/Item Specification	Unit	City	Prices (Rs.)			% Change in January, 2019 Over	
			Jan., 2019	Dec., 2018	Jan., 2018	Dec., 2018	Jan., 2018
		KAR	444.00	444.00	444.00	0.00	0.00
		HYD	444.00	444.00	444.00	0.00	0.00
		SKR	432.00	432.00	432.00	0.00	0.00
		MPK	390.00	390.00	390.00	0.00	0.00
		PSH	450.00	450.00	440.00	0.00	2.27
		BNU	475.00	475.00	475.00	0.00	0.00
		MNG	420.00	420.00	450.00	0.00	-6.67
		QTA	648.00	648.00	480.00	0.00	35.00
2449003. MAKKA COLA (CRATE OF 24 BOTTLES)	EACH	MUL	280.00	280.00	280.00	0.00	0.00
		GUJ	280.00	280.00	280.00	0.00	0.00
		SKT	270.00	270.00	270.00	0.00	0.00
		PSH	410.00	410.00	410.00	0.00	0.00
		BNU	322.00	322.00	322.00	0.00	0.00
		MNG	322.00	322.00	322.00	0.00	0.00
2449004. PEPSI COLA (CRATE OF 24 BOTTLES)	EACH	LAH	442.00	442.00	442.00	0.00	0.00
		FAS	445.00	445.00	445.00	0.00	0.00
		RAW	405.00	405.00	405.00	0.00	0.00
		MUL	400.00	400.00	400.00	0.00	0.00
		SKT	444.00	444.00	444.00	0.00	0.00
		GJT	444.00	444.00	444.00	0.00	0.00
		KAR	444.00	444.00	444.00	0.00	0.00
		HYD	444.00	444.00	444.00	0.00	0.00
		SKR	432.00	432.00	432.00	0.00	0.00
		PSH	450.00	450.00	440.00	0.00	2.27
		BNU	475.00	475.00	475.00	0.00	0.00
		MNG	420.00	420.00	450.00	0.00	-6.67
		QTA	648.00	648.00	450.00	0.00	44.00
<b>049. Tobacco Products</b>							
2502001. CIGARETTES K-2 10'S (FILTER)	1000	KAR	3000.00	3000.00	2400.00	0.00	25.00
2502002. CIGARETTES MELBOURNE	1000	KAR	3000.00	3000.00	2400.00	0.00	25.00
2502003. CIGARETTES CAPSTAN LSFT 10 SS	1000	KAR	3000.00	3000.00	2400.00	0.00	25.00
2502004. CIGARETTES GOLD LEAF (KSFT) 20	1000	KAR	7000.00	7000.00	6250.00	0.00	12.00
<b>3b) Textiles &amp; Apparels</b>							
<b>050. Cotton Yarn</b>							
2636001. COTTON YARN 10/1 POPULAR FIBER	10 LB.	KAR	1300.00	1313.33	1050.00	-1.01	23.81
2636002. COTTON YARN 16/1 MGM	10 LB.	KAR	1430.00	1460.00	1340.00	-2.05	6.72
2636003. COTTON YARN 21/1 SURIYA TEXTILE	10 LB.	KAR	1540.00	1540.00	1440.00	0.00	6.94
2636004. COTTON YARN 42/1 ABDULLAH TEXTILE	10 LB.	KAR	2300.00	2300.00	1820.00	0.00	26.37
2636005. COTTON YARN 20/2 BAJWA	10 LB.	KAR	1600.00	1600.00	1450.00	0.00	10.34
<b>051. Nylon Yarn</b>							
2643001. NYLON YARN RUPALI(PAK)50/72/00	LB.	KAR	90.00	90.00	90.00	0.00	0.00
2643002. NYLON YARN GRATON 50/36/00FLAT	LB.	KAR	70.00	70.00	70.00	0.00	0.00
2643003. NYLON YARN GRATON 75/48/0 DTY	LB.	KAR	103.00	103.00	103.00	0.00	0.00
<b>052. Blended Yarn</b>							
2645001. BLND.YARN 30/1 A.A TEX.Z.TW PVC	LB.	KAR	136.00	134.33	135.00	1.24	0.74
2645002. BLND.YARN 40/1 SANA	LB.	KAR	138.00	138.00	138.00	0.00	0.00
2645003. BLND.YARN 60/1 PP AGAR	LB.	KAR	124.00	124.00	124.00	0.00	0.00
2645004. BLND.YARN 30/1 A.A TEX.COMBED	LB.	KAR	161.00	159.67	141.25	0.83	13.98
2645005. BLND.YARN 40/1 A.A. TEXTILE	LB.	KAR	143.00	143.00	143.00	0.00	0.00
<b>053. Woven Fabrics</b>							
2654001. LIGHT WEIGHT WORSTED (L.PUR)	MTR.	LAH	1025.00	1025.00	975.00	0.00	5.13
		RAW	1775.00	1675.00	1475.00	5.97	20.34
		KAR	1850.00	1850.00	1850.00	0.00	0.00
2654002. HEAVY WEIGHT SUITING (L.PUR)	MTR.	LAH	2025.00	2025.00	1925.00	0.00	5.19
		RAW	1900.00	1850.00	1675.00	2.70	13.43
		KAR	2750.00	2750.00	2750.00	0.00	0.00
2654003. TWEED (LAWRENCEPUR)	MTR.	LAH	1200.00	1200.00	1125.00	0.00	6.67
		RAW	1775.00	1675.00	1475.00	5.97	20.34

Contd.

## 7.10 Intercity Wholesale Prices of Selected Commodities

Group/Commodity/Item Specification	Unit	City	Prices (Rs.)			% Change in January, 2019 Over			
			Jan., 2019	Dec., 2018	Jan., 2018	Dec., 2018	Jan., 2018		
2654004. WORSTED (LAWRENCEPUR)	MTR.	KAR	2250.00	2250.00	2250.00	0.00	0.00		
		LAH	1225.00	1225.00	1175.00	0.00	4.26		
		RAW	1850.00	1725.00	1525.00	7.25	21.31		
		KAR	2100.00	2100.00	2100.00	0.00	0.00		
<b>054. Cotton Fabrics</b>									
2662001. LATHA GUL AHMED 90000 SUP. QLTY.	40 MTR.	LAH	9250.00	9250.00	8900.00	0.00	3.93		
		FAS	9714.00	9523.00	9047.00	2.01	7.37		
		RAW	6700.00	6700.00	6550.00	0.00	2.29		
		MUL	9450.00	9450.00	8500.00	0.00	11.18		
		KAR	8500.00	8500.00	8500.00	0.00	0.00		
		HYD	8000.00	8000.00	8000.00	0.00	0.00		
2662002. LATHA PRESIDENT SUP. QLTY.	40 MTR.	LAH	3750.00	3750.00	3700.00	0.00	1.35		
		MUL	8100.00	8100.00	7000.00	0.00	15.71		
		KAR	3682.50	3682.50	3682.50	0.00	0.00		
2662003. LATHA MAST QALANDER SUP. QLTY.	40 MTR.	MUL	5680.00	5680.00	5300.00	0.00	7.17		
2662004. LATHA MUGHAL-E-AZAM SUP. QLTY.	40 MTR.	KAR	2810.00	2810.00	2810.00	0.00	0.00		
		LAH	5000.00	5000.00	4200.00	0.00	19.05		
		FAS	6000.00	6000.00	6400.00	0.00	-6.25		
		RAW	5900.00	5900.00	5750.00	0.00	2.61		
		MUL	7000.00	7000.00	6200.00	0.00	12.90		
		KAR	5300.00	5300.00	5300.00	0.00	0.00		
		HYD	7000.00	7000.00	7000.00	0.00	0.00		
<b>055. Other Fabrics</b>									
2669001. LAWN AVG. QLTY.	MTR.	LAH	81.00	81.00	81.00	0.00	0.00		
		FAS	95.00	95.00	92.50	0.00	2.70		
		RAW	122.50	122.50	122.50	0.00	0.00		
		MUL	145.00	145.00	125.00	0.00	16.00		
		KAR	130.00	130.00	130.00	0.00	0.00		
		HYD	140.00	140.00	140.00	0.00	0.00		
		SKR	80.00	80.00	80.00	0.00	0.00		
		QTA	160.00	160.00	160.00	0.00	0.00		
		2669002. LAWN SUP. QLTY.	MTR.	LAH	217.50	217.50	217.50	0.00	0.00
				FAS	202.00	202.00	190.00	0.00	6.32
RAW	225.00			225.00	225.00	0.00	0.00		
MUL	180.00			180.00	180.00	0.00	0.00		
KAR	275.00			275.00	275.00	0.00	0.00		
2669003. GREY CLOTH 52"	MTR.	QTA	175.00	175.00	175.00	0.00	0.00		
		LAH	65.00	65.00	50.00	0.00	30.00		
		FAS	62.50	62.50	62.50	0.00	0.00		
		RAW	41.00	41.00	41.00	0.00	0.00		
		MUL	117.50	117.50	117.50	0.00	0.00		
2669004. GREY CLOTH 98"	MTR.	KAR	69.50	69.50	69.50	0.00	0.00		
		LRK	110.00	110.00	110.00	0.00	0.00		
		LAH	90.00	90.00	82.50	0.00	9.09		
		FAS	122.50	122.50	122.50	0.00	0.00		
		KAR	130.00	130.00	130.00	0.00	0.00		
2669005. DRILL DYED	MTR.	LAH	75.50	75.50	75.50	0.00	0.00		
		FAS	120.00	120.00	120.00	0.00	0.00		
		RAW	37.50	37.50	37.50	0.00	0.00		
		KAR	141.00	141.00	141.00	0.00	0.00		
		QTA	68.00	68.00	68.00	0.00	0.00		
<b>056. Silk &amp; Reyon Fabrics</b>									
2679001. KT. SHIRTING AL-KARAM SUP. QLTY.	MTR.	LAH	95.00	95.00	87.50	0.00	8.57		
		RAW	132.50	132.50	132.50	0.00	0.00		
		KAR	135.00	135.00	135.00	0.00	0.00		
2679002. KT. SHIRTING TOYOBO SUP. QLTY.	MTR.	FAS	220.00	220.00	220.00	0.00	0.00		
		RAW	132.50	132.50	132.50	0.00	0.00		
		MUL	85.00	85.00	85.00	0.00	0.00		

Contd.

## 7.10 Intercity Wholesale Prices of Selected Commodities

Group/Commodity/Item Specification	Unit	City	Prices (Rs.)			% Change in January, 2019 Over	
			Jan., 2019	Dec., 2018	Jan., 2018	Dec., 2018	Jan., 2018
		KAR	92.50	92.50	92.50	0.00	0.00
		QTA	73.00	73.00	73.00	0.00	0.00
2679003. WOOLY FLAT	MTR.	LAH	52.50	52.50	52.50	0.00	0.00
		KAR	39.00	39.00	39.00	0.00	0.00
		QTA	62.50	62.50	62.50	0.00	0.00
2679004. SILK AVG. QLTY.	MTR.	LAH	87.50	87.50	72.50	0.00	20.69
		RAW	57.50	57.50	57.50	0.00	0.00
		MUL	95.00	95.00	95.00	0.00	0.00
		KAR	41.00	41.00	41.00	0.00	0.00
		SKR	45.00	45.00	45.00	0.00	0.00
		QTA	55.00	55.00	55.00	0.00	0.00
2679005. SILK SUP. QLTY.	MTR.	LAH	135.00	135.00	102.50	0.00	31.71
		FAS	110.00	110.00	95.00	0.00	15.79
		RAW	95.00	95.00	95.00	0.00	0.00
		QTA	75.00	75.00	75.00	0.00	0.00
2679006. LINEN STAR MILL KARACHI	MTR.	LAH	150.00	150.00	127.50	0.00	17.65
		KAR	140.00	140.00	140.00	0.00	0.00
		QTA	100.00	100.00	100.00	0.00	0.00
<b>057. Towels</b>							
2684001. TOWEL MED SIZE AVG. QLTY.	DOZ.	LAH	1900.00	1900.00	1825.00	0.00	4.11
		FAS	2100.00	2100.00	1900.00	0.00	10.53
		KSR	1900.00	1900.00	1825.00	0.00	4.11
		KAR	2300.00	2300.00	2300.00	0.00	0.00
		SKR	2040.00	2040.00	2040.00	0.00	0.00
		PSH	2400.00	2400.00	2400.00	0.00	0.00
		QTA	2900.00	2900.00	1620.00	0.00	79.01
<b>058. Blankets</b>							
2711001. BLANKET MOONLITE SINGLE	EACH	LAH	2400.00	2400.00	2400.00	0.00	0.00
		RAW	3275.00	3275.00	3075.00	0.00	6.50
		KAR	2900.00	2900.00	2650.00	0.00	9.43
2711002. BLANKET MOONLITE DOUBLE	EACH	LAH	3000.00	3000.00	3000.00	0.00	0.00
		RAW	3750.00	3750.00	3475.00	0.00	7.91
		KAR	4350.00	4350.00	4250.00	0.00	2.35
<b>059. Bed Sheets</b>							
2712001. BED SHEET COTTON SINGLE AVG. QLTY.	DOZ.	LAH	3800.00	3800.00	3760.00	0.00	1.06
		FAS	4300.00	4300.00	4300.00	0.00	0.00
		KAR	4680.00	4680.00	4350.00	0.00	7.59
		SKR	4800.00	4800.00	3960.00	0.00	21.21
		PSH	4000.00	4000.00	4000.00	0.00	0.00
		QTA	3600.00	3600.00	3600.00	0.00	0.00
2712002. BED SHEET COTTON DOUBLE AVG. QLTY.	DOZ.	LAH	6300.00	6300.00	6250.00	0.00	0.80
		FAS	4950.00	4950.00	4950.00	0.00	0.00
		KAR	7050.00	7050.00	6750.00	0.00	4.44
		SKR	9000.00	9000.00	7800.00	0.00	15.38
		PSH	9600.00	9600.00	9600.00	0.00	0.00
		QTA	4500.00	4500.00	4500.00	0.00	0.00
<b>060. Quilts</b>							
2718001. READY MADE QUILT	EACH	LAH	1000.00	1000.00	950.00	0.00	5.26
		RAW	975.00	875.00	875.00	11.43	11.43
		KAR	1075.00	1075.00	1075.00	0.00	0.00
		PSH	900.00	900.00	900.00	0.00	0.00
		QTA	1000.00	1000.00	1000.00	0.00	0.00
<b>061. Woolen Carpets</b>							
2721001. WOOLEN CARPET	SQ.FT.	LAH	105.00	105.00	105.00	0.00	0.00
		KAR	60.00	60.00	60.00	0.00	0.00
<b>062. Synthetic Carpets</b>							
2729001. SYNTHETIC CARPET	SQ.FT.	LAH	32.50	32.50	32.50	0.00	0.00
		RAW	27.50	27.50	26.50	0.00	3.77

Contd.

## 7.10 Intercity Wholesale Prices of Selected Commodities

Group/Commodity/Item Specification	Unit	City	Prices (Rs.)			% Change in January, 2019 Over	
			Jan., 2019	Dec., 2018	Jan., 2018	Dec., 2018	Jan., 2018
		KAR	49.00	49.00	49.00	0.00	0.00
		QTA	46.50	46.50	46.50	0.00	0.00
<b>063. Hosiery Products</b>							
2821001. UNDER WEAR MED. SIZE AVG. QLTY.	DOZ.	LAH	1380.00	1380.00	1270.00	0.00	8.66
		FAS	900.00	900.00	900.00	0.00	0.00
		RAW	1975.00	1975.00	1912.50	0.00	3.27
		KAR	1140.00	1140.00	1140.00	0.00	0.00
		SKR	960.00	960.00	960.00	0.00	0.00
		PSH	1440.00	1440.00	1440.00	0.00	0.00
		QTA	900.00	900.00	540.00	0.00	66.67
2821002. VEST (BANYAN)MED. SIZE AVG. QLTY.	DOZ.	LAH	1400.00	1400.00	1310.00	0.00	6.87
		FAS	1020.00	1020.00	1020.00	0.00	0.00
		RAW	1975.00	1975.00	1912.50	0.00	3.27
		KAR	1260.00	1260.00	1260.00	0.00	0.00
		SKR	1320.00	1320.00	1320.00	0.00	0.00
		PSH	1470.00	1470.00	1470.00	0.00	0.00
		QTA	1020.00	1020.00	720.00	0.00	41.67
2821003. SOCKS NYLON MIXED GENTS SUP. QLTY.	DOZ.	LAH	720.00	720.00	660.00	0.00	9.09
		FAS	780.00	780.00	780.00	0.00	0.00
		RAW	812.50	812.50	812.50	0.00	0.00
		KAR	930.00	930.00	930.00	0.00	0.00
		SKR	960.00	960.00	900.00	0.00	6.67
		PSH	625.00	625.00	625.00	0.00	0.00
		QTA	900.00	900.00	620.00	0.00	45.16
2821004. SOCKS COTTON GENTS AVG. QLTY.	DOZ.	LAH	1125.00	1125.00	1087.50	0.00	3.45
		FAS	510.00	510.00	510.00	0.00	0.00
		KAR	702.00	702.00	702.00	0.00	0.00
<b>064. Readymade Garments</b>							
2823101. PANTS GENTS (W&W) AVG. QLTY.	DOZ.	LAH	5350.00	5350.00	4750.00	0.00	12.63
		RAW	7900.00	7900.00	7900.00	0.00	0.00
		KAR	5730.00	5730.00	5730.00	0.00	0.00
2823102. SHORT	DOZ.	LAH	1250.00	1250.00	1250.00	0.00	0.00
		KAR	2280.00	2280.00	1350.00	0.00	68.89
		HYD	1800.00	1800.00	1800.00	0.00	0.00
2823103. AWAMI SUIT(W&W) AVG. QLTY.	DOZ.	LAH	10000.00	10000.00	10000.00	0.00	0.00
		RAW	14350.00	14350.00	14350.00	0.00	0.00
		KAR	11700.00	11700.00	7900.00	0.00	48.10
		QTA	6400.00	6400.00	6600.00	0.00	-3.03
2823201. SHIRT GENTS (W&W) AVG. QLTY.	DOZ.	LAH	3700.00	3325.00	3225.00	11.28	14.73
		RAW	4375.00	4375.00	4375.00	0.00	0.00
		KAR	4740.00	4740.00	3540.00	0.00	33.90
2823301. GIRL'S FROCK (W&W)	DOZ.	LAH	8750.00	8750.00	8750.00	0.00	0.00
		RAW	12825.00	12825.00	12825.00	0.00	0.00
		KAR	8100.00	8100.00	7500.00	0.00	8.00
<b>3c) Leather Products</b>							
<b>065. Leather Without Hair</b>							
2912001. SOLE LEATHER 5 MM GR-1	KG.	SAH	665.00	665.00	650.00	0.00	2.31
		KSR	510.00	510.00	425.00	0.00	20.00
2912002. SOLE LEATHER 4.5 MM GR-1	KG.	SAH	700.00	700.00	675.00	0.00	3.70
		KSR	550.00	550.00	490.00	0.00	12.24
2912003. SOLE LEATHER 4 MM GR-1	KG.	SAH	715.00	715.00	700.00	0.00	2.14
		KSR	570.00	570.00	510.00	0.00	11.76
<b>066. Other Leather N.E.C</b>							
2913001. CHROME LEATHER COW ANALINE GR-I	DM.	SAH	19.37	19.37	18.29	0.00	5.90
		KSR	60.00	50.00	20.45	20.00	193.40
2913002. CHROME LEATHER COW ANALINE GR-II	DM.	SAH	18.29	18.29	17.22	0.00	6.21
		KSR	40.00	35.00	18.22	14.29	119.54

Contd.

## 7.10 Intercity Wholesale Prices of Selected Commodities

Group/Commodity/Item Specification	Unit	City	Prices (Rs.)			% Change in January, 2019 Over	
			Jan., 2019	Dec., 2018	Jan., 2018	Dec., 2018	Jan., 2018
2913003. CHROME LEATHER BUFF CALF (SUP)	DM.	SAH	17.76	17.76	16.68	0.00	6.47
		KSR	40.00	35.00	18.00	14.29	122.22
2913004. CHROME LEATHER BUFF CALF (B)	DM.	SAH	17.22	17.22	16.14	0.00	6.69
		KSR	40.00	30.00	15.00	33.33	166.67
<b>067. Footwears</b>							
2933001. GENTS SHOES PAUL BATA	PAIR	LAH	818.23	818.23	818.23	0.00	0.00
2933002. GENTS SANDAL BATA	PAIR	LAH	572.51	572.51	572.51	0.00	0.00
2933003. GENTS SLATE CHAPPAL BATA	PAIR	LAH	110.08	110.08	110.08	0.00	0.00
2933004. LADIES SANDAL BATA (EMOZIAN)	PAIR	LAH	490.61	490.61	490.61	0.00	0.00
2933005. LADIES SPOUNG CHAPPAL BATA(TROPICAL)	PAIR	LAH	146.27	146.27	109.52	0.00	33.56
2933006. CHILD SHOE POWER LIFE BATA	PAIR	LAH	818.23	818.23	550.00	0.00	48.77
2933007. GENTS SHOES ART 1109 SERVIS	PAIR	LAH	477.00	477.00	477.00	0.00	0.00
2933008. CHEETAH 50 SIZE 3.5	PAIR	LAH	1425.00	1425.00	1091.00	0.00	30.61
2933009. SERVIS SHOES WOMEN	PAIR	LAH	370.00	370.00	370.00	0.00	0.00
2933010. SERVIS SHOES CHILDREN	PAIR	LAH	299.00	299.00	257.00	0.00	16.34
<b>4. Other Transportable Goods</b>							
<b>068. Timber</b>							
3131001. TIMBER SHEESHAM	CMT.	LAH	82988.50	82988.50	71510.50	0.00	16.05
		RAW	85640.50	85640.50	78575.00	0.00	8.99
		KAR	61000.00	61000.00	59000.00	0.00	3.39
		PSH	56503.00	56503.00	56503.00	0.00	0.00
		QTA	55582.00	55582.00	55582.00	0.00	0.00
3131002. TIMBER KERUING PINE WOOD	CMT.	RAW	76809.50	76809.50	69746.50	0.00	10.13
		KAR	59000.00	59000.00	59000.00	0.00	0.00
3131003. TIMBER PERTAL	CMT.	LAH	44142.00	44142.00	41494.00	0.00	6.38
		RAW	62683.50	62683.50	55620.50	0.00	12.70
		KAR	43000.00	43000.00	43000.00	0.00	0.00
		PSH	56496.00	56496.00	56496.00	0.00	0.00
		QTA	31050.00	31050.00	31050.00	0.00	0.00
3131004. TIMBER CHIR	CMT.	LAH	42377.00	42377.00	41494.00	0.00	2.13
		RAW	55622.00	55622.00	52089.00	0.00	6.78
		KAR	34500.00	34500.00	34500.00	0.00	0.00
3131005. TIMBER DEODAR	CMT.	RAW	119187.00	119187.00	114772.50	0.00	3.85
		KAR	112500.00	112500.00	112500.00	0.00	0.00
		PSH	105938.00	105938.00	105938.00	0.00	0.00
		QTA	88000.00	88000.00	88000.00	0.00	0.00
3131006. TIMBER TEAK WOOD	CMT.	LAH	211884.00	211884.00	177452.50	0.00	19.40
		KAR	155000.00	155000.00	155000.00	0.00	0.00
<b>069. Printing Paper</b>							
3212901. OFFSET PAPER FLYING FINISH	KG.	KAR	82.00	82.00	82.00	0.00	0.00
3212902. ART PAPER "LEKAM"/CHINA	KG.	KAR	115.00	115.00	115.00	0.00	0.00
3212903. PRINTING PAPER ROYAL CENTURY	KG.	KAR	90.00	90.00	90.00	0.00	0.00
3212904. PHOTOSTAT PAPER 210X297 A-4(80GM)	KG.	KAR	560.00	560.00	401.25	0.00	39.56
<b>070. Hard Board</b>							
3213301. KRAFT LINES BOARD (BRAZIL-125)	KG.	KAR	140.00	140.00	108.00	0.00	29.63
<b>071. Coke</b>							
3310001. COKE	MT.	KAR	60000.00	60000.00	60000.00	0.00	0.00
<b>072. Motor Spirit</b>							
3331001. MOTOR SPRIT 87 RON	LTR.	KAR	90.91	95.77	81.47	-5.07	11.59
<b>073. Diesel Oil</b>							
3333001. DIESEL OIL LIGHT SPEED (BULK)	LTR.	KAR	75.22	77.38	58.30	-2.79	29.02
3333002. DIESEL OIL HIGH SPEED(BULK)	LTR.	KAR	106.54	110.80	89.85	-3.84	18.58
<b>074. Kerosine Oil</b>							
3334001. KEROSENE OIL	LTR.	KAR	82.98	83.50	64.18	-0.62	29.29
<b>075. Furnace Oil</b>							
3337001. HIGH SULPHER FURNACE OIL(HSFO)	MT.	KAR	49365.00	60822.50	42475.00	-18.84	16.22

Contd.

## 7.10 Intercity Wholesale Prices of Selected Commodities

Group/Commodity/Item Specification	Unit	City	Prices (Rs.)			% Change in January, 2019 Over	
			Jan., 2019	Dec., 2018	Jan., 2018	Dec., 2018	Jan., 2018
<b>076. Mobil Oil</b>							
3338001. HAVOLINE MOBIL OIL PETROL ENGN.	4 LTR.	FAS	2300.00	2300.00	1950.00	0.00	17.95
		RAW	2025.00	2025.00	1987.50	0.00	1.89
		MUL	1600.00	1600.00	1600.00	0.00	0.00
		GJT	1749.00	1749.00	1749.00	0.00	0.00
		KAR	2145.00	2145.00	2050.00	0.00	4.63
		PSH	1900.00	1880.00	1880.00	1.06	1.06
		QTA	1670.00	1670.00	1670.00	0.00	0.00
3338002. HAVOLINE MOBIL OIL CNG ENGN.	4 LTR.	FAS	1900.00	1900.00	1600.00	0.00	18.75
		RAW	1987.50	1987.50	1962.50	0.00	1.27
		MUL	1550.00	1550.00	1550.00	0.00	0.00
		GJT	1749.00	1749.00	1749.00	0.00	0.00
		KAR	2245.00	2245.00	1850.00	0.00	21.35
		PSH	2300.00	2060.00	2060.00	11.65	11.65
		QTA	1725.00	1725.00	1725.00	0.00	0.00
<b>077. Chemicals</b>							
3414001. STEARIC ACID	LB.	LAH	86.26	86.26	73.95	0.00	16.65
		KAR	82.50	82.50	83.00	0.00	-0.60
3414002. ACETIC ACID	LB.	LAH	81.00	81.00	56.55	0.00	43.24
		KAR	61.00	61.00	44.00	0.00	38.64
		PSH	84.00	90.00	60.00	-6.67	40.00
3414003. TARTARIC POWDER	50 KG.	LAH	20000.00	20000.00	18000.00	0.00	11.11
		KAR	18500.00	18500.00	3700.00	0.00	400.00
3414004. CITRIC ACID	50 KG.	LAH	6600.00	6600.00	7200.00	0.00	-8.33
		KAR	7250.00	7250.00	6125.00	0.00	18.37
		PSH	6500.00	6750.00	7200.00	-3.70	-9.72
3414005. CHINA CLAY	M.T.	KAR	30000.00	30000.00	30000.00	0.00	0.00
3414006. BLEACHING POWDER	50 KG.	LAH	2700.00	2700.00	2600.00	0.00	3.85
		KSR	2700.00	2700.00	2675.00	0.00	0.93
		KAR	3100.00	3100.00	3100.00	0.00	0.00
		PSH	2900.00	2900.00	2800.00	0.00	3.57
3414007. GLUCOSE POWDER	50 KG.	LAH	5200.00	5200.00	4400.00	0.00	18.18
		KAR	3675.00	3675.00	3675.00	0.00	0.00
		PSH	4700.00	4800.00	4500.00	-2.08	4.44
3422001. ZINC OXIDE	50 KG.	LAH	35000.00	35000.00	30000.00	0.00	16.67
		PSH	17500.00	15000.00	15000.00	16.67	16.67
3423101. CAUSTIC SODA	50 KG.	LAH	5000.00	5000.00	4080.00	0.00	22.55
		KSR	5000.00	5000.00	4080.00	0.00	22.55
		KAR	5150.00	5150.00	4675.00	0.00	10.16
		PSH	5200.00	5000.00	4200.00	4.00	23.81
3423102. SULPHURIC ACID	100 KG.	LAH	2960.00	2960.00	2600.00	0.00	13.85
		KAR	3100.00	3100.00	2320.00	0.00	33.62
		PSH	2000.00	2400.00	2200.00	-16.67	-9.09
3423103. MERCURY	KG.	LAH	12000.00	12000.00	12000.00	0.00	0.00
		KAR	20000.00	20000.00	11000.00	0.00	81.82
		PSH	13000.00	10000.00	6000.00	30.00	116.67
3424001. SODA ASH LIGHT 80 KG. BAG	BAG	LAH	4400.00	4400.00	3552.00	0.00	23.87
		KSR	4080.00	4080.00	3552.00	0.00	14.86
		KAR	2625.00	2625.00	1975.00	0.00	32.91
		PSH	4160.00	4160.00	3600.00	0.00	15.56
3424002. SODIUM BI- CARBONATE.	50 KG.	LAH	2700.00	2700.00	2400.00	0.00	12.50
		KAR	2575.00	2575.00	2135.00	0.00	20.61
		PSH	2850.00	2600.00	2400.00	9.62	18.75
3424003. SALT EPSUM	100 KG.	LAH	2400.00	2400.00	1600.00	0.00	50.00
		KAR	2500.00	2500.00	1980.00	0.00	26.26
		PSH	4000.00	3000.00	2500.00	33.33	60.00
<b>078. Dyeing Material</b>							
3431001. DYES RED B-BASE	LB.	KAR	300.00	300.00	270.00	0.00	11.11

Contd.

## 7.10 Intercity Wholesale Prices of Selected Commodities

Group/Commodity/Item Specification	Unit	City	Prices (Rs.)			% Change in January, 2019 Over	
			Jan., 2019	Dec., 2018	Jan., 2018	Dec., 2018	Jan., 2018
3431002. DYES ORITEX JAPAN RED HR-2.	LB.	KAR	225.00	225.00	225.00	0.00	0.00
3431003. DYED REACTIVE VIOLET H-3R	LB.	KAR	250.00	250.00	250.00	0.00	0.00
<b>079. Fertilizers</b>							
3461101. SONA UREA	MT.	LAH	34000.00	33500.00	26600.00	1.49	27.82
		FAS	37000.00	36000.00	28000.00	2.78	32.14
		MUL	34800.00	34800.00	27000.00	0.00	28.89
3461102. KISAN UREA	MT.	PSH	36400.00	34400.00	27400.00	5.81	32.85
		LAH	34000.00	33500.00	26000.00	1.49	30.77
		FAS	37000.00	36000.00	28000.00	2.78	32.14
3461401. CALCIUM AMMONIUM NITRATE	MT.	MUL	34600.00	34600.00	27000.00	0.00	28.15
		GUJ	35500.00	35500.00	26000.00	0.00	36.54
		PSH	35600.00	34000.00	26400.00	4.71	34.85
3462101. SINGLE SUPPER PHOSPHATE (GR) 18PC	MT.	LAH	31000.00	31000.00	23000.00	0.00	34.78
		FAS	34000.00	34000.00	25000.00	0.00	36.00
		MUL	32400.00	30600.00	23200.00	5.88	39.66
3462102. SINGLE SUPER PHOSPHATE (PD) 18PC	MT.	GUJ	32000.00	32000.00	25000.00	0.00	28.00
		PSH	31000.00	31000.00	31000.00	0.00	0.00
		LAH	20000.00	20000.00	16000.00	0.00	25.00
3462103. TRIPLE SUPER PHOSPHATE (GR)	MT.	FAS	20000.00	19000.00	18000.00	5.26	11.11
		MUL	17400.00	17600.00	15600.00	-1.14	11.54
		GUJ	19000.00	19000.00	16000.00	0.00	18.75
3463201. SULPHATE OF POTASH	MT.	PSH	20000.00	20000.00	17000.00	0.00	17.65
		LAH	21000.00	21000.00	21000.00	0.00	0.00
		FAS	21950.00	21950.00	21950.00	0.00	0.00
3464101. NITRO PHOSPHATE	MT.	MUL	21900.00	21900.00	21900.00	0.00	0.00
		GUJ	22000.00	22000.00	22000.00	0.00	0.00
		PSH	25100.00	25100.00	25100.00	0.00	0.00
3464201. DIA-AMMONIUM PHOSPHATE	MT.	LAH	61750.00	61750.00	61750.00	0.00	0.00
		FAS	61850.00	61850.00	61850.00	0.00	0.00
		MUL	62050.00	62050.00	62050.00	0.00	0.00
3464401. NITROGEN PHOSPHATE AND POTACIUM(NPK)	MT.	GUJ	66000.00	66000.00	66000.00	0.00	0.00
		PSH	60000.00	60000.00	60000.00	0.00	0.00
		LAH	89000.00	61500.00	61500.00	44.72	44.72
3466101. THIODAN 35 EC(AGRICULTURE) 1 LTR	BOTTLE	MUL	79400.00	83600.00	83600.00	-5.02	-5.02
		KSR	89000.00	61500.00	61500.00	44.72	44.72
		LAH	57400.00	56400.00	43000.00	1.77	33.49
3466101. THIODAN 35 EC(AGRICULTURE) 1 LTR	BOTTLE	FAS	59000.00	59000.00	44000.00	0.00	34.09
		MUL	54000.00	54600.00	44000.00	-1.10	22.73
		GUJ	58000.00	58000.00	43000.00	0.00	34.88
3466101. THIODAN 35 EC(AGRICULTURE) 1 LTR	BOTTLE	PSH	59000.00	40300.00	40000.00	46.40	47.50
		LAH	71000.00	66000.00	56000.00	7.58	26.79
		FAS	74000.00	74000.00	59000.00	0.00	25.42
3466101. THIODAN 35 EC(AGRICULTURE) 1 LTR	BOTTLE	MUL	69200.00	69200.00	56000.00	0.00	23.57
		GUJ	69000.00	69000.00	57000.00	0.00	21.05
		PSH	72000.00	72000.00	57000.00	0.00	26.32
3466101. THIODAN 35 EC(AGRICULTURE) 1 LTR	BOTTLE	LAH	57500.00	56000.00	48000.00	2.68	19.79
		GUJ	58000.00	58000.00	58000.00	0.00	0.00
		SAR	58400.00	57400.00	46500.00	1.74	25.59
3466101. THIODAN 35 EC(AGRICULTURE) 1 LTR	BOTTLE	HYD	50000.00	39600.00	39600.00	26.26	26.26
		MPK	600.00	600.00	600.00	0.00	0.00
		LAH	700.00	700.00	700.00	0.00	0.00
3466101. THIODAN 35 EC(AGRICULTURE) 1 LTR	BOTTLE	FAS	1100.00	1100.00	1100.00	0.00	0.00
		MUL	1200.00	1200.00	1200.00	0.00	0.00
		SAR	875.00	875.00	875.00	0.00	0.00
3466101. THIODAN 35 EC(AGRICULTURE) 1 LTR	BOTTLE	GJT	500.00	500.00	500.00	0.00	0.00
		HYD	750.00	750.00	750.00	0.00	0.00
		MPK	600.00	600.00	600.00	0.00	0.00

Contd.



## 7.10 Intercity Wholesale Prices of Selected Commodities

Group/Commodity/Item Specification	Unit	City	Prices (Rs.)			% Change in January, 2019 Over	
			Jan., 2019	Dec., 2018	Jan., 2018	Dec., 2018	Jan., 2018
3466102. DURSBAN TC(TERMICIDE CONC.)	BOTTLE	LAH	1600.00	1600.00	1600.00	0.00	0.00
		FAS	1480.00	1480.00	1260.00	0.00	17.46
		MUL	1550.00	1550.00	1550.00	0.00	0.00
3466103. SARSABZ (VEGETABLES) 1 LTR.	BOTTLE	SAR	1200.00	1200.00	1100.00	0.00	9.09
		LAH	300.00	300.00	300.00	0.00	0.00
		FAS	340.00	340.00	340.00	0.00	0.00
		MUL	700.00	700.00	700.00	0.00	0.00
3466104. MALATHION (ALL ANIMALS) 1 LTR.	BOTTLE	SAR	350.00	350.00	300.00	0.00	16.67
		GJT	500.00	500.00	500.00	0.00	0.00
		LAH	700.00	700.00	700.00	0.00	0.00
		FAS	1300.00	1300.00	1220.00	0.00	6.56
081. Insecticides	LB.	GUJ	1100.00	1100.00	1100.00	0.00	0.00
		GJT	1200.00	1200.00	1200.00	0.00	0.00
		KAR	99.50	94.13	84.19	5.70	18.19
3473001. POLYSTRENE GP.	55 LB.	KAR	4745.00	4745.00	4745.00	0.00	0.00
082. Paints & Varnishes	3 LTR.	LAH	1377.00	1377.00	1020.00	0.00	35.00
		KAR	1750.00	1750.00	1225.00	0.00	42.86
3511002. SYN CLEAR VARNISH (BERGER)	3 LTR.	LAH	1377.00	1377.00	1300.00	0.00	5.92
		KAR	1725.00	1725.00	1375.00	0.00	25.45
3511003. SYN ENAMEL VIP (BERGER)	3.6 LTR	LAH	2450.00	2450.00	1950.00	0.00	25.64
		RAW	1610.00	1590.00	1365.00	1.26	17.95
3511004. SYN ENAMEL 413 (BUXLYS)	3.6 LTR	KAR	1675.00	1675.00	1650.00	0.00	1.52
		LAH	1520.00	1520.00	1400.00	0.00	8.57
		RAW	1625.00	1610.00	1412.50	0.93	15.04
3511005. VIP PLASTIC EMULSION (BERGER)	4 LTR.	KAR	1650.00	1650.00	1650.00	0.00	0.00
		LAH	2300.00	2300.00	1900.00	0.00	21.05
		RAW	2075.00	1975.00	1640.00	5.06	26.52
3511006. PLASTIC BOUND DISTEMPER(BUXLYS)	6 KG.	KAR	1500.00	1500.00	1500.00	0.00	0.00
		LAH	1500.00	1500.00	1200.00	0.00	25.00
		RAW	1260.00	1215.00	990.00	3.70	27.27
3511007. ICI PLASTIC EMULSION	4 LTR	KAR	1100.00	1100.00	975.00	0.00	12.82
		LAH	2100.00	2100.00	2100.00	0.00	0.00
		RAW	2225.00	2125.00	1812.50	4.71	22.76
083. Medicines	PACKET	KAR	1750.00	1750.00	1750.00	0.00	0.00
		LAH	162.00	162.00	162.00	0.00	0.00
		RAW	212.50	212.50	195.50	0.00	8.70
3526001. PANADOL TAB. (200)	PACKET	MUL	212.05	212.05	204.00	0.00	3.95
		KAR	211.00	211.00	205.00	0.00	2.93
		MPK	153.00	153.00	153.00	0.00	0.00
		PSH	215.00	215.00	210.00	0.00	2.38
		QTA	240.00	240.00	200.00	0.00	20.00
		LAH	555.00	555.00	555.00	0.00	0.00
		RAW	715.00	715.00	675.00	0.00	5.93
3526002. DISPRIN TAB. (600)	PACKET	MUL	683.04	683.04	656.88	0.00	3.98
		KAR	638.00	638.00	638.00	0.00	0.00
		MPK	550.00	550.00	550.00	0.00	0.00
		PSH	663.00	663.00	578.00	0.00	14.71
		QTA	660.00	660.00	600.00	0.00	10.00
		LAH	278.00	278.00	278.00	0.00	0.00
		RAW	255.00	255.00	255.00	0.00	0.00
3526003. FLAGYL TAB. (200)	PACKET	MUL	267.83	267.83	267.83	0.00	0.00
		KAR	268.00	268.00	268.00	0.00	0.00
		MPK	315.00	315.00	315.00	0.00	0.00
		PSH	274.00	274.00	274.00	0.00	0.00
		QTA	300.00	300.00	180.00	0.00	66.67
		LAH	278.00	278.00	278.00	0.00	0.00

Contd.

## 7.10 Intercity Wholesale Prices of Selected Commodities

Group/Commodity/Item Specification	Unit	City	Prices (Rs.)			% Change in January, 2019 Over	
			Jan., 2019	Dec., 2018	Jan., 2018	Dec., 2018	Jan., 2018
3526004. VENTOLIN TAB.(100)	PACKET	LAH	92.00	92.00	92.00	0.00	0.00
		RAW	89.00	89.00	85.00	0.00	4.71
		MUL	126.02	126.02	121.00	0.00	4.15
		KAR	86.53	86.53	86.53	0.00	0.00
		MPK	73.20	73.20	73.20	0.00	0.00
		PSH	85.00	85.00	85.00	0.00	0.00
3526005. DAONIL TAB. (60)	PACKET	QTA	90.00	90.00	90.00	0.00	0.00
		LAH	86.00	86.00	86.00	0.00	0.00
		RAW	86.50	86.50	86.50	0.00	0.00
		MUL	86.31	86.31	86.31	0.00	0.00
		KAR	88.00	88.00	88.00	0.00	0.00
		MPK	80.00	80.00	80.00	0.00	0.00
3526006. ENTOX TAB. (100)	PACKET	PSH	90.00	90.00	90.00	0.00	0.00
		QTA	90.00	90.00	90.00	0.00	0.00
		LAH	135.00	135.00	135.00	0.00	0.00
		RAW	115.50	115.50	115.50	0.00	0.00
		MUL	127.65	127.65	127.65	0.00	0.00
		KAR	130.00	130.00	130.00	0.00	0.00
3526007. CALCIUM TAB. 1000 SANDOZ	06 BOTT	MPK	85.00	85.00	85.00	0.00	0.00
		PSH	130.00	130.00	130.00	0.00	0.00
		QTA	150.00	150.00	150.00	0.00	0.00
		LAH	678.00	678.00	642.00	0.00	5.61
		RAW	647.50	647.50	620.00	0.00	4.44
		MUL	678.72	678.72	634.64	0.00	6.95
3526008. RENITEC TAB. 5 MG. (20)	PACKET	KAR	661.00	661.00	660.00	0.00	0.15
		MPK	530.00	530.00	530.00	0.00	0.00
		PSH	684.00	684.00	660.00	0.00	3.64
		QTA	780.00	780.00	636.00	0.00	22.64
		LAH	87.56	87.56	87.56	0.00	0.00
		RAW	119.00	112.50	99.50	5.78	19.60
3526009. CARMINA (150 TABLETS)	06 BOTT	MUL	105.79	102.85	99.45	2.86	6.38
		KAR	100.00	100.00	100.00	0.00	0.00
		MPK	88.00	88.00	88.00	0.00	0.00
		PSH	101.00	101.00	101.00	0.00	0.00
		QTA	102.00	102.00	102.00	0.00	0.00
		LAH	190.00	190.00	190.00	0.00	0.00
3526010. SUALIN (250 TAB.) STRIP	EACH	RAW	215.00	215.00	195.00	0.00	10.26
		MUL	206.00	206.00	206.00	0.00	0.00
		KAR	207.00	207.00	207.00	0.00	0.00
		PSH	170.00	170.00	170.00	0.00	0.00
		LAH	115.00	115.00	115.00	0.00	0.00
		RAW	147.50	147.50	147.50	0.00	0.00
3526011. SANCOS SYRUP 60 MG.	06 BOTT	KAR	132.00	132.00	132.00	0.00	0.00
		PSH	135.00	135.00	135.00	0.00	0.00
		LAH	157.00	157.00	157.00	0.00	0.00
		RAW	142.50	142.50	142.50	0.00	0.00
		MUL	168.00	168.00	168.00	0.00	0.00
		KAR	177.00	177.00	177.00	0.00	0.00
3526012. PHENRGONE SYRUP 120 MG	06 BOTT	MPK	177.00	177.00	177.00	0.00	0.00
		PSH	184.00	184.00	184.00	0.00	0.00
		QTA	172.20	172.20	172.20	0.00	0.00
		LAH	190.00	190.00	179.66	0.00	5.76
		RAW	187.50	187.50	168.00	0.00	11.61
		MUL	189.60	189.60	168.30	0.00	12.66
		KAR	198.00	198.00	198.00	0.00	0.00
		MPK	170.00	170.00	170.00	0.00	0.00
		PSH	180.00	180.00	171.00	0.00	5.26
		QTA	204.00	204.00	192.00	0.00	6.25
		LAH	190.00	190.00	190.00	0.00	0.00
		RAW	187.50	187.50	187.50	0.00	0.00

Contd.

## 7.10 Intercity Wholesale Prices of Selected Commodities

Group/Commodity/Item Specification	Unit	City	Prices (Rs.)			% Change in January, 2019 Over	
			Jan., 2019	Dec., 2018	Jan., 2018	Dec., 2018	Jan., 2018
3526013. CALPOL SYRUP	06 BOTT	LAH	146.00	146.00	146.00	0.00	0.00
		RAW	170.00	165.00	152.00	3.03	11.84
		MUL	140.76	140.76	140.76	0.00	0.00
		KAR	150.00	150.00	150.00	0.00	0.00
		MPK	128.50	128.50	128.50	0.00	0.00
		PSH	144.48	144.48	144.48	0.00	0.00
3526014. HYDERLIN SYRUP	06 BOTT	QTA	126.00	126.00	126.00	0.00	0.00
		LAH	360.00	360.00	360.00	0.00	0.00
		RAW	357.50	357.50	357.50	0.00	0.00
		MUL	351.90	351.90	351.90	0.00	0.00
		KAR	352.00	352.00	352.00	0.00	0.00
		MPK	380.00	380.00	380.00	0.00	0.00
3526015. SAFI HAMDARD 100 ML	06 BOTT	PSH	360.00	360.00	360.00	0.00	0.00
		QTA	414.00	414.00	414.00	0.00	0.00
		LAH	228.00	228.00	228.00	0.00	0.00
		RAW	275.00	275.00	275.00	0.00	0.00
		MUL	282.00	282.00	234.00	0.00	20.51
		KAR	306.00	306.00	306.00	0.00	0.00
3526016. HONEY TUBE (HAMDARD)	06 TUBE	PSH	360.00	360.00	300.00	0.00	20.00
		QTA	348.00	348.00	348.00	0.00	0.00
		LAH	540.00	540.00	540.00	0.00	0.00
		KAR	552.00	552.00	552.00	0.00	0.00
		MPK	720.00	720.00	516.00	0.00	39.53
		PSH	540.00	540.00	540.00	0.00	0.00
3526017. BETNOVATE-N OINTMENT	06 TUBE	QTA	582.00	582.00	582.00	0.00	0.00
		LAH	170.00	170.00	170.00	0.00	0.00
		RAW	166.50	166.50	166.50	0.00	0.00
		MUL	170.04	170.04	170.04	0.00	0.00
		KAR	168.00	168.00	168.00	0.00	0.00
		MPK	186.00	186.00	186.00	0.00	0.00
3526018. BURNOL	06 TUBE	PSH	174.00	174.00	174.00	0.00	0.00
		QTA	186.00	186.00	186.00	0.00	0.00
		LAH	282.00	282.00	282.00	0.00	0.00
		RAW	282.00	282.00	282.00	0.00	0.00
		MUL	282.60	282.60	282.60	0.00	0.00
		KAR	288.00	288.00	288.00	0.00	0.00
3526019. O.R.S.FLAVOURED (SEARLE)	DOZEN	MPK	271.00	271.00	271.00	0.00	0.00
		PSH	286.00	286.00	286.00	0.00	0.00
		QTA	321.12	321.12	321.12	0.00	0.00
		LAH	192.00	192.00	192.00	0.00	0.00
		RAW	183.50	183.50	183.50	0.00	0.00
		MUL	216.75	216.75	216.75	0.00	0.00
3526020. JOSHANDA HAMDARD	DOZEN	KAR	216.00	216.00	216.00	0.00	0.00
		PSH	188.00	188.00	188.00	0.00	0.00
		QTA	180.00	180.00	156.00	0.00	15.38
		LAH	240.00	240.00	240.00	0.00	0.00
		MUL	255.00	255.00	255.00	0.00	0.00
		KAR	324.00	324.00	324.00	0.00	0.00
3526021. COTTON BANDAGE 2" SIZE	06 NO.S	MPK	240.00	240.00	240.00	0.00	0.00
		PSH	110.00	110.00	110.00	0.00	0.00
		QTA	221.00	221.00	221.00	0.00	0.00
		LAH	39.00	39.00	39.00	0.00	0.00
		RAW	54.50	54.50	48.00	0.00	13.54
		MUL	24.00	24.00	24.00	0.00	0.00
		KAR	30.00	30.00	30.00	0.00	0.00
		MPK	54.00	54.00	54.00	0.00	0.00
		PSH	40.00	40.00	40.00	0.00	0.00

Contd.

## 7.10 Intercity Wholesale Prices of Selected Commodities

Group/Commodity/Item Specification	Unit	City	Prices (Rs.)			% Change in January, 2019 Over	
			Jan., 2019	Dec., 2018	Jan., 2018	Dec., 2018	Jan., 2018
<b>084. Soaps &amp; Detergents</b>							
3532101. LIFE BOUY SOAP (125 GM.)	DOZ.	LAH	480.00	480.00	520.00	0.00	-7.69
		RAW	417.50	417.50	437.50	0.00	-4.57
		KSR	480.00	480.00	520.00	0.00	-7.69
		KAR	504.00	504.00	456.00	0.00	10.53
		PSH	540.00	540.00	468.00	0.00	15.38
		QTA	480.00	480.00	420.00	0.00	14.29
3532102. LUX-STD. (70 GM.)	DOZ.	LAH	403.00	393.00	375.00	2.54	7.47
		RAW	405.00	405.00	342.50	0.00	18.25
		KAR	390.00	390.00	390.00	0.00	0.00
		PSH	290.00	290.00	336.00	0.00	-13.69
		QTA	360.00	360.00	345.00	0.00	4.35
3532201. SUPER ACTIVE SURF (130 GM.)	DOZ.	LAH	230.00	230.00	230.00	0.00	0.00
		MUL	255.86	255.86	229.22	0.00	11.62
		KAR	228.00	228.00	228.00	0.00	0.00
		SKR	264.00	264.00	264.00	0.00	0.00
3532202. ARIEL (100 GM)	DOZ.	LAH	230.00	230.00	230.00	0.00	0.00
		GUJ	228.00	228.00	228.00	0.00	0.00
		KAR	228.00	228.00	228.00	0.00	0.00
		MPK	200.00	200.00	180.00	0.00	11.11
3532203. VIM DETERGENT POLY BAG (1000 G.)	DOZ.	LAH	900.00	900.00	810.00	0.00	11.11
		RAW	765.00	765.00	765.00	0.00	0.00
		KAR	864.00	864.00	864.00	0.00	0.00
		SKR	720.00	720.00	720.00	0.00	0.00
		PSH	880.00	880.00	860.00	0.00	2.33
		MNG	900.00	900.00	900.00	0.00	0.00
		QTA	996.00	996.00	996.00	0.00	0.00
3532204. MAXIMUM POWER BRITE POLYBAG(400GM)	DOZ.	LAH	1404.00	1404.00	1404.00	0.00	0.00
		RAW	1070.00	1070.00	1070.00	0.00	0.00
		KAR	1428.00	1428.00	1428.00	0.00	0.00
		MPK	1620.00	1620.00	1416.00	0.00	14.41
		PSH	1440.00	1440.00	1440.00	0.00	0.00
3532205. EXPRESS DETERGENT(1000GM)	DOZ.	KAR	2016.00	2016.00	2100.00	0.00	-4.00
3532206. WASHING SOAP BETA/SUFI/GUY	DOZ.	LAH	6600.00	6000.00	5680.00	10.00	16.20
		RAW	4275.00	4275.00	3825.00	0.00	11.76
		KSR	6600.00	6000.00	5680.00	10.00	16.20
		SKR	3440.00	3440.00	3440.00	0.00	0.00
		PSH	6400.00	6400.00	5840.00	0.00	9.59
3532207. WASHING SOAP NYLON 101 CAKE	DOZ.	LAH	269.00	269.00	269.00	0.00	0.00
		RAW	340.00	340.00	255.00	0.00	33.33
		SAR	300.00	300.00	300.00	0.00	0.00
		BNU	190.00	190.00	190.00	0.00	0.00
		QTA	300.00	300.00	300.00	0.00	0.00
3532301. TOOTHPASTE MACLEAN'S (LARGE SIZE)	DOZ.	RAW	575.00	575.00	575.00	0.00	0.00
		KAR	1080.00	1080.00	1080.00	0.00	0.00
3532302. TOOTHPASTE FARHAN'S (STD. SIZE)	DOZ.	KAR	492.00	492.00	492.00	0.00	0.00
3532303. TALC SAMSOL/SWISS MISS (STD.SIZE)	DOZ.	RAW	565.00	565.00	565.00	0.00	0.00
		KAR	1092.00	1092.00	1092.00	0.00	0.00
3532304. PONDS COLD CREAM (MED SIZE.)	DOZ.	LAH	1270.00	1270.00	1270.00	0.00	0.00
		RAW	1275.00	1275.00	1125.00	0.00	13.33
		KAR	1248.00	1248.00	1248.00	0.00	0.00
3532305. PONDS VANISHING CREAM (MED SIZE)	DOZ.	LAH	2450.00	2450.00	2450.00	0.00	0.00
		RAW	1275.00	1275.00	1125.00	0.00	13.33
		KAR	1009.00	1009.00	1009.00	0.00	0.00
3532306. ADMIRAL SHAVING CREAM (MED.SIZE)	DOZ.	LAH	810.00	810.00	756.00	0.00	7.14
		RAW	790.00	790.00	710.00	0.00	11.27
		KAR	750.00	750.00	750.00	0.00	0.00

Contd.

## 7.10 Intercity Wholesale Prices of Selected Commodities

Group/Commodity/Item Specification	Unit	City	Prices (Rs.)			% Change in January, 2019 Over	
			Jan., 2019	Dec., 2018	Jan., 2018	Dec., 2018	Jan., 2018
3532307. HAIR BRYL CREAM (MED. SIZE).	DOZ.	RAW	1410.00	1410.00	1165.00	0.00	21.03
		KAR	1560.00	1560.00	1560.00	0.00	0.00
3532308. JOHNSON'S BABY POWDER/MOTHER CARE	DOZ.	KAR	1380.00	1380.00	1380.00	0.00	0.00
3532309. SUN SILK SHAMPOO LOCAL 10 ML.	DOZ.	RAW	51.00	51.00	51.00	0.00	0.00
		KAR	55.00	55.00	55.00	0.00	0.00
<b>085. Auto Tyres</b>							
3611101. AUTO TYRE GEN/SUZ/ALTO/MEHRAN	EACH	LAH	2700.00	2700.00	2700.00	0.00	0.00
		RAW	2825.00	2825.00	2425.00	0.00	16.49
		KAR	3000.00	2525.00	2525.00	18.81	18.81
3611201. MOTOR CYCLE TYRE YAMAHA-100	EACH	LAH	1210.00	1210.00	1210.00	0.00	0.00
		RAW	1065.00	1065.00	975.00	0.00	9.23
		KAR	1000.00	810.00	810.00	23.46	23.46
3611202. MOTOR CYCLE TYRE HONDA CD-70	EACH	LAH	860.00	860.00	860.00	0.00	0.00
		RAW	1050.00	1050.00	975.00	0.00	7.69
		KAR	1200.00	1050.00	745.00	14.29	61.07
3611203. MOTOR CYCLE TYRE SUZUKI 80 CC.	EACH	LAH	960.00	960.00	960.00	0.00	0.00
		RAW	990.00	990.00	955.00	0.00	3.66
		KAR	1200.00	1025.00	1025.00	17.07	17.07
3611204. CYCLE TYRE SERVIS ( 28x1/2")	EACH	LAH	280.00	280.00	250.00	0.00	12.00
		KAR	235.00	190.00	190.00	23.68	23.68
		LAH	300.00	300.00	275.00	0.00	9.09
3611205. CYCLE TYRE DIAMOND ( 28x1/2")	EACH	RAW	295.00	295.00	287.50	0.00	2.61
		KAR	265.00	207.50	207.50	27.71	27.71
		LAH	300.00	300.00	270.00	0.00	11.11
3611401. AUTO TUBE GEN/SUZ/ALTO/MEHRAN	EACH	RAW	345.00	345.00	295.00	0.00	16.95
		KAR	420.00	305.00	305.00	37.70	37.70
		LAH	200.00	200.00	185.00	0.00	8.11
3611402. MOTOR CYCLE TUBE YAMAHA-100	EACH	RAW	245.00	245.00	215.00	0.00	13.95
		KAR	210.00	167.50	167.50	25.37	25.37
		LAH	190.00	190.00	175.00	0.00	8.57
3611403. MOTOR CYCLE TUBE HONDA CD-70	EACH	RAW	245.00	245.00	215.00	0.00	13.95
		KAR	240.00	159.00	159.00	50.94	50.94
		LAH	195.00	195.00	195.00	0.00	0.00
3611404. MOTOR CYCLE TUBE SUZUKI 80 CC.	EACH	KAR	210.00	172.50	172.50	21.74	21.74
		LAH	105.00	105.00	105.00	0.00	0.00
		KAR	150.00	100.00	99.00	50.00	51.52
3611405. CYCLE TUBES SERVIS ( 28x1/2)	EACH	LAH	110.00	110.00	110.00	0.00	0.00
		RAW	115.00	115.00	105.00	0.00	9.52
		KAR	142.50	96.50	96.50	47.67	47.67
<b>086. Plastic Products</b>							
3694001. WATER COOLER 9 LTR.	EACH	LAH	625.00	625.00	575.00	0.00	8.70
		KAR	465.00	465.00	465.00	0.00	0.00
		PSH	480.00	450.00	380.00	6.67	26.32
		QTA	525.00	525.00	410.00	0.00	28.05
3694002. BUCKET MED. SIZE	EACH	LAH	300.00	300.00	300.00	0.00	0.00
		GUJ	225.00	225.00	225.00	0.00	0.00
		GJT	220.00	220.00	220.00	0.00	0.00
		KAR	290.00	290.00	290.00	0.00	0.00
		PSH	350.00	350.00	350.00	0.00	0.00
3694003. DINNER SET PLASTIC 42/48/52 PIECES	EACH	QTA	270.00	270.00	235.00	0.00	14.89
		LAH	1975.00	1975.00	1975.00	0.00	0.00
		RAW	6200.00	6000.00	5725.00	3.33	8.30
		MUL	3500.00	3500.00	3000.00	0.00	16.67
		KAR	2400.00	2400.00	2400.00	0.00	0.00
3694004. HOT POT PLASTIC 3 PIECES	EACH	PSH	2200.00	2100.00	2100.00	4.76	4.76
		MNG	3100.00	3100.00	3000.00	0.00	3.33
		LAH	1550.00	1550.00	1225.00	0.00	26.53
		SKT	1000.00	1000.00	1000.00	0.00	0.00

Contd.

## 7.10 Intercity Wholesale Prices of Selected Commodities

Group/Commodity/Item Specification	Unit	City	Prices (Rs.)			% Change in January, 2019 Over	
			Jan., 2019	Dec., 2018	Jan., 2018	Dec., 2018	Jan., 2018
		KAR	975.00	975.00	975.00	0.00	0.00
		PSH	1250.00	1100.00	930.00	13.64	34.41
		QTA	1000.00	1000.00	1050.00	0.00	-4.76
3694005. THERMOS STARVAC 1 LTR.	EACH	LAH	625.00	625.00	525.00	0.00	19.05
		GUJ	400.00	400.00	400.00	0.00	0.00
		KAR	525.00	525.00	525.00	0.00	0.00
		QTA	500.00	500.00	300.00	0.00	66.67
<b>087. Glass sheets</b>							
3711401. PL. GLASS SHEET 3 MM ABOVE 1 SQ.M	SQ.MTR.	LAH	465.00	465.00	385.00	0.00	20.78
		RAW	390.00	390.00	390.00	0.00	0.00
		KAR	740.00	740.00	710.00	0.00	4.23
		PSH	1506.00	1350.00	1306.00	11.56	15.31
3711402. FIG.GLASS SHEET ABOVE 1 SQ.M	SQ.MTR.	LAH	320.00	320.00	315.00	0.00	1.59
		RAW	340.00	340.00	340.00	0.00	0.00
		KAR	877.50	877.50	850.00	0.00	3.24
		PSH	861.00	860.00	860.00	0.12	0.12
<b>088. Other Glass Articles</b>							
3719101. JAR 4 LTR. LOCAL/FANCY/SILKY	DOZ.	RAW	1275.00	1275.00	1275.00	0.00	0.00
		KAR	810.00	810.00	810.00	0.00	0.00
3719301. TUMBLER 200 ML. FANCY (OMROC)	DOZ.	RAW	490.00	490.00	490.00	0.00	0.00
		KAR	870.00	870.00	870.00	0.00	0.00
3719302. JUG DIAMOND 1.2 LTR. FANCY (OMROC)	DOZ.	LAH	1775.00	1775.00	1775.00	0.00	0.00
		RAW	2025.00	2025.00	2025.00	0.00	0.00
		KAR	2450.00	2450.00	2450.00	0.00	0.00
3719303. TEA CUP SAUCER WHITE	DOZ.	LAH	725.00	725.00	725.00	0.00	0.00
		RAW	1125.00	1125.00	1125.00	0.00	0.00
		KAR	735.00	735.00	735.00	0.00	0.00
<b>089. Ceramics &amp; Sanitary Fixture</b>							
3721001. EUROPEAN W/C (02/03) STD WHITE	EACH	LAH	1900.00	1900.00	1600.00	0.00	18.75
		RAW	1275.00	1275.00	1225.00	0.00	4.08
		GJT	1400.00	1400.00	1400.00	0.00	0.00
		KAR	2125.00	2125.00	2125.00	0.00	0.00
		PSH	4100.00	4100.00	4100.00	0.00	0.00
3721002. EUROPEAN W.C. (02/03)STD COLOUR	EACH	LAH	1850.00	1850.00	1700.00	0.00	8.82
		RAW	1375.00	1375.00	1325.00	0.00	3.77
		GJT	1600.00	1600.00	1600.00	0.00	0.00
		KAR	2275.00	2275.00	2275.00	0.00	0.00
3721003. ASIAN W.C. WHITE 18/22"	EACH	LAH	2000.00	2000.00	1850.00	0.00	8.11
		RAW	1375.00	1375.00	1325.00	0.00	3.77
		GJT	1200.00	1200.00	1200.00	0.00	0.00
		KAR	1075.00	1075.00	1075.00	0.00	0.00
		PSH	1160.00	1160.00	850.00	0.00	36.47
3721004. ASIAN W.C. WHITE 15/22"	EACH	LAH	1500.00	1500.00	1250.00	0.00	20.00
		RAW	1275.00	1275.00	1225.00	0.00	4.08
		GJT	1000.00	1000.00	1000.00	0.00	0.00
		KAR	1025.00	1025.00	1025.00	0.00	0.00
		PSH	920.00	920.00	920.00	0.00	0.00
3721005. ASIAN W.C. COLOURED 18/22"	EACH	LAH	1950.00	1950.00	1850.00	0.00	5.41
		RAW	1575.00	1575.00	1525.00	0.00	3.28
		GUJ	1800.00	1800.00	1800.00	0.00	0.00
		GJT	1450.00	1450.00	1450.00	0.00	0.00
		KAR	1125.00	1125.00	1125.00	0.00	0.00
		PSH	1160.00	1160.00	950.00	0.00	22.11
3721006. ASIAN W.C. COLOURED 15/22"	EACH	LAH	1550.00	1550.00	1350.00	0.00	14.81
		RAW	1375.00	1375.00	1325.00	0.00	3.77
		GUJ	1700.00	1700.00	1700.00	0.00	0.00

Contd.

## 7.10 Intercity Wholesale Prices of Selected Commodities

Group/Commodity/Item Specification	Unit	City	Prices (Rs.)			% Change in January, 2019 Over	
			Jan., 2019	Dec., 2018	Jan., 2018	Dec., 2018	Jan., 2018
		GJT	1250.00	1250.00	1250.00	0.00	0.00
		KAR	1025.00	1025.00	1025.00	0.00	0.00
		PSH	1160.00	1160.00	970.00	0.00	19.59
3721007. WASH BASIN 50 CM WHITE STD.	EACH	LAH	1700.00	1700.00	1450.00	0.00	17.24
		RAW	1375.00	1375.00	1325.00	0.00	3.77
		GJT	1350.00	1350.00	1350.00	0.00	0.00
		KAR	1450.00	1450.00	1450.00	0.00	0.00
		PSH	1900.00	1900.00	1850.00	0.00	2.70
3721008. WASH BASIN 50 CM LIGHT COLOUR	EACH	LAH	1700.00	1700.00	1450.00	0.00	17.24
		RAW	1462.50	1462.50	1425.00	0.00	2.63
		GJT	1150.00	1150.00	1150.00	0.00	0.00
		KAR	1650.00	1650.00	1650.00	0.00	0.00
		PSH	2000.00	2000.00	1950.00	0.00	2.56
3721009. SINK STAINLESS STEEL(KIT.)MED.SIZE	EACH	LAH	2100.00	2100.00	1850.00	0.00	13.51
		RAW	2775.00	2775.00	2525.00	0.00	9.90
		GUJ	1400.00	1400.00	1400.00	0.00	0.00
		KAR	1925.00	1925.00	1725.00	0.00	11.59
		PSH	1700.00	1700.00	1700.00	0.00	0.00
<b>090. Bricks, Blocks &amp; Tiles</b>							
3732001. BRICKS	1000	LAH	9750.00	10250.00	8450.00	-4.88	15.38
		RAW	10900.00	10900.00	9600.00	0.00	13.54
		GJT	9000.00	9000.00	8000.00	0.00	12.50
		KSR	9750.00	10000.00	8050.00	-2.50	21.12
		HYD	5500.00	5500.00	5000.00	0.00	10.00
		SKR	6000.00	6000.00	5800.00	0.00	3.45
		PSH	9000.00	8500.00	8000.00	5.88	12.50
		BNU	5900.00	5900.00	6275.00	0.00	-5.98
		QTA	6250.00	6250.00	6250.00	0.00	0.00
3732002. CEMENT BLOCKS	1000	KAR	20500.00	20500.00	20500.00	0.00	0.00
3732003. TILES PLAIN WHITE 8 X 10"	SQ.MTR	LAH	675.00	675.00	675.00	0.00	0.00
		RAW	490.00	490.00	490.00	0.00	0.00
		MUL	800.00	800.00	800.00	0.00	0.00
		KAR	612.50	612.50	612.50	0.00	0.00
3732004. TILES PLAIN COLOURED 8 X 10"	SQ.MTR	LAH	775.00	775.00	775.00	0.00	0.00
		RAW	590.00	590.00	590.00	0.00	0.00
		MUL	850.00	850.00	850.00	0.00	0.00
		KAR	690.00	690.00	690.00	0.00	0.00
<b>091. Cement</b>							
3744001. CEMENT JAVEDAN (EX-FACTORY)	MT.	KAR	8460.00	8460.00	8460.00	0.00	0.00
3744002. CEMENT WHITE	MT.	LAH	18350.00	18350.00	18350.00	0.00	0.00
		RAW	22150.00	22150.00	20350.00	0.00	8.85
		KAR	18900.00	18900.00	18900.00	0.00	0.00
		SKR	18750.00	18750.00	18750.00	0.00	0.00
3744003. SULP. RESISTING CEMENT(JAVEDAN)	MT.	KAR	12600.00	12600.00	9158.00	0.00	37.58
3744004. D.G. CEMENT (EX-FACTORY)	MT	LAH	9800.00	9800.00	8797.00	0.00	11.40
3744005. LUCKY CEMENT (EX-FACTORY)	MT	KAR	12000.00	12200.00	11100.00	-1.64	8.11
3744006. FAUJI CEMENT(EX-FACTORY)	MT	RAW	10400.00	10650.00	9100.00	-2.35	14.29
<b>092. Bed Foam</b>							
3815001. BED FOAM	EACH	LAH	5000.00	5000.00	4300.00	0.00	16.28
		RAW	5450.00	5450.00	5150.00	0.00	5.83
		GUJ	3000.00	3000.00	3000.00	0.00	0.00
		KAR	2900.00	2900.00	2900.00	0.00	0.00
		QTA	3200.00	3200.00	3200.00	0.00	0.00
3815002. BED FOAM COMMANDER 6.5" X 6" X5"	EACH	LAH	6700.00	6700.00	6100.00	0.00	9.84
		FAS	9200.00	9200.00	7500.00	0.00	22.67

Contd.

## 7.10 Intercity Wholesale Prices of Selected Commodities

Group/Commodity/Item Specification	Unit	City	Prices (Rs.)			% Change in January, 2019 Over	
			Jan., 2019	Dec., 2018	Jan., 2018	Dec., 2018	Jan., 2018
		RAW	8500.00	8400.00	7950.00	1.19	6.92
		GJT	7600.00	7600.00	7600.00	0.00	0.00
		KAR	7000.00	7000.00	7000.00	0.00	0.00
		HYD	8750.00	8750.00	8750.00	0.00	0.00
<b>093. Matches</b>							
3899801. MATCHES (70-75 STICKS) 10 BOXES	PACKET	LAH	12.00	12.00	12.00	0.00	0.00
		RAW	9.40	9.40	9.40	0.00	0.00
		KAR	15.00	15.00	15.00	0.00	0.00
		SKR	18.00	18.00	18.00	0.00	0.00
		PSH	16.70	16.70	16.20	0.00	3.09
<b>5. Metal Product, Machinery &amp; Equipment</b>							
<b>094. Pig Iron</b>							
4111101. PIG IRON	MT.	KAR	40000.00	40000.00	40000.00	0.00	0.00
<b>095. Steel Bar &amp; Sheets</b>							
4126101. M.S. ROUND BAR 1/4"	MT.	LAH	93500.00	94500.00	77000.00	-1.06	21.43
		RAW	94500.00	96500.00	82250.00	-2.07	14.89
		KAR	93000.00	92500.00	70000.00	0.54	32.86
		HYD	95000.00	97000.00	79000.00	-2.06	20.25
		PSH	98000.00	103000.00	82000.00	-4.85	19.51
		QTA	91000.00	95000.00	80000.00	-4.21	13.75
4126102. M.S. ROUND BAR 3/8"	MT.	LAH	94000.00	95000.00	77500.00	-1.05	21.29
		RAW	93500.00	95500.00	82250.00	-2.09	13.68
		KAR	93000.00	92500.00	70000.00	0.54	32.86
		HYD	95000.00	97000.00	79000.00	-2.06	20.25
		PSH	99900.00	103000.00	82000.00	-3.01	21.83
		QTA	96000.00	100000.00	85000.00	-4.00	12.94
4126103. M.S.ROUND BAR 1/2"	MT.	LAH	93500.00	94500.00	77250.00	-1.06	21.04
		RAW	93500.00	95500.00	82750.00	-2.09	12.99
		KAR	93000.00	92500.00	70000.00	0.54	32.86
		HYD	95000.00	97000.00	79000.00	-2.06	20.25
		PSH	87900.00	90250.00	78500.00	-2.60	11.97
		QTA	95000.00	99000.00	84000.00	-4.04	13.10
4126104. M.S. ROUND BAR 1"	MT.	LAH	93500.00	94500.00	77200.00	-1.06	21.11
		RAW	92500.00	94500.00	82750.00	-2.12	11.78
		KAR	93000.00	92500.00	70000.00	0.54	32.86
		PSH	95500.00	98000.00	80000.00	-2.55	19.38
4126105. M.S.RIBBED BAR 1/2" TO 1"	MT.	LAH	94000.00	95000.00	78200.00	-1.05	20.20
		RAW	91500.00	93500.00	81750.00	-2.14	11.93
		KAR	93000.00	92500.00	70000.00	0.54	32.86
4126106. M.S.RIBBED BAR 3/8"	MT.	LAH	92000.00	93000.00	78200.00	-1.08	17.65
		RAW	91500.00	93500.00	80750.00	-2.14	13.31
		KAR	93000.00	92500.00	71500.00	0.54	30.07
4126107. G.P.SHEET CUTTING JAPAN 24-30 BG	MT.	LAH	125000.00	125000.00	105000.00	0.00	19.05
		RAW	97500.00	99500.00	92250.00	-2.01	5.69
		KAR	120000.00	88600.00	88600.00	35.44	35.44
		PSH	134000.00	134000.00	120000.00	0.00	11.67
4126108. G.S.SHEET 24 G.GALV.	MT.	LAH	135000.00	135000.00	115000.00	0.00	17.39
		RAW	97500.00	99500.00	92250.00	-2.01	5.69
		KAR	125000.00	89200.00	89200.00	40.13	40.13
		PSH	138000.00	138000.00	120000.00	0.00	15.00
<b>096. Pipe Fittings</b>							
4129201. TEE 1/2"	DOZ.	LAH	550.00	550.00	425.00	0.00	29.41
		RAW	440.00	440.00	387.50	0.00	13.55
		KAR	415.00	415.00	415.00	0.00	0.00
		QTA	360.00	360.00	360.00	0.00	0.00

Contd.



## 7.10 Intercity Wholesale Prices of Selected Commodities

Group/Commodity/Item Specification	Unit	City	Prices (Rs.)			% Change in January, 2019 Over	
			Jan., 2019	Dec., 2018	Jan., 2018	Dec., 2018	Jan., 2018
4129202. TEE 3/4"	DOZ.	LAH	670.00	670.00	530.00	0.00	26.42
		RAW	575.00	575.00	512.50	0.00	12.20
		KAR	540.00	540.00	540.00	0.00	0.00
4129203. SOCKET 1/2"	DOZ.	QTA	360.00	360.00	360.00	0.00	0.00
		LAH	325.00	325.00	275.00	0.00	18.18
		RAW	412.50	412.50	337.50	0.00	22.22
4129204. SOCKET 3/4"	DOZ.	KAR	246.00	246.00	246.00	0.00	0.00
		QTA	240.00	240.00	240.00	0.00	0.00
		LAH	430.00	430.00	365.00	0.00	17.81
4129205. UNION 1/2"	DOZ.	RAW	487.50	487.50	412.50	0.00	18.18
		KAR	310.00	310.00	310.00	0.00	0.00
		QTA	360.00	360.00	360.00	0.00	0.00
4129206. UNION 3/4"	DOZ.	LAH	920.00	920.00	792.00	0.00	16.16
		RAW	835.00	835.00	712.50	0.00	17.19
		KAR	812.00	812.00	812.00	0.00	0.00
4129207. BAND 1/2"	DOZ.	QTA	720.00	720.00	720.00	0.00	0.00
		LAH	1120.00	1120.00	900.00	0.00	24.44
		RAW	890.00	890.00	787.50	0.00	13.02
4129208. BAND 3/4"	DOZ.	KAR	1032.50	1032.50	1032.50	0.00	0.00
		LAH	580.00	580.00	470.00	0.00	23.40
		RAW	787.50	787.50	687.50	0.00	14.55
4129209. ELBOW GALV CHINA 1/2"	DOZ.	KAR	641.00	641.00	641.00	0.00	0.00
		QTA	480.00	480.00	480.00	0.00	0.00
		LAH	700.00	700.00	590.00	0.00	18.64
4129210. ELBOW GALV CHINA 3/4"	DOZ.	RAW	812.50	812.50	712.50	0.00	14.04
		KAR	960.00	960.00	960.00	0.00	0.00
		QTA	480.00	480.00	480.00	0.00	0.00
097. Steel Products	DOZ.	LAH	380.00	380.00	310.00	0.00	22.58
		RAW	490.00	490.00	412.50	0.00	18.79
		KAR	265.00	265.00	265.00	0.00	0.00
4291201. STAINLESS STEEL DEGCHI MED. SIZE	EACH	QTA	300.00	300.00	300.00	0.00	0.00
		LAH	480.00	480.00	380.00	0.00	26.32
		RAW	562.50	562.50	462.50	0.00	21.62
4291202. STAINLESS STEEL TABLE SPOON SUP.	EACH	KAR	402.00	402.00	402.00	0.00	0.00
		QTA	420.00	420.00	420.00	0.00	0.00
		LAH	600.00	600.00	600.00	0.00	0.00
4291203. STAINLESS STEEL PLATE LIGHT	DOZ.	GJT	450.00	450.00	450.00	0.00	0.00
		KAR	725.00	725.00	625.00	0.00	16.00
		LAH	350.00	350.00	350.00	0.00	0.00
4291204. PRESSURE COOKER 4 LTR.	EACH	GJT	175.00	175.00	175.00	0.00	0.00
		KAR	420.00	420.00	260.00	0.00	61.54
		LAH	756.00	756.00	756.00	0.00	0.00
4291401. NEW TREET BLADE ORDINARY	1000	GJT	500.00	500.00	500.00	0.00	0.00
		KAR	780.00	780.00	780.00	0.00	0.00
		LAH	1500.00	1500.00	1380.00	0.00	8.70
4291402. TREET SAFETY RAZOR	DOZ.	GUJ	1650.00	1650.00	1100.00	0.00	50.00
		SKT	1200.00	1200.00	1200.00	0.00	0.00
		KAR	1800.00	1800.00	1625.00	0.00	10.77
4291403. GILLET SAFETY RAZOR	DOZ.	RAW	3050.00	2675.00	2575.00	14.02	18.45
		KAR	2700.00	2700.00	2700.00	0.00	0.00
		LAH	1180.00	1180.00	1180.00	0.00	0.00
098. Engines & Motors	DOZ.	KAR	1764.00	1764.00	1764.00	0.00	0.00
		LAH	510.00	510.00	430.00	0.00	18.60
		RAW	517.50	517.50	427.50	0.00	21.05
4321901. HOLLOW S.MOTOR 326 UP-4.40 HP 46	EACH	LAH	420.00	420.00	420.00	0.00	0.00

Contd.

## 7.10 Intercity Wholesale Prices of Selected Commodities

Group/Commodity/Item Specification	Unit	City	Prices (Rs.)			% Change in January, 2019 Over		
			Jan., 2019	Dec., 2018	Jan., 2018	Dec., 2018	Jan., 2018	
<b>099. Vacuum Pumps</b>								
4323001. MULTISTAGE C.PUMPS(PCM 80-3 15 H)	EACH	LAH	83000.00	83000.00	83000.00	0.00	0.00	
4323002. MULTISTAGE C.PUMPS PCM 80-5 25 H)	EACH	LAH	117000.00	117000.00	117000.00	0.00	0.00	
<b>100. Air Conditioners</b>								
4391201. PEL AIR CONDITONER 1.5 TON	EACH	LAH	42000.00	42000.00	39000.00	0.00	7.69	
		RAW	41500.00	41500.00	36250.00	0.00	14.48	
		KAR	40500.00	40500.00	40500.00	0.00	0.00	
4391202. WAVES AIR CONDITIONER 1.5 TON.	EACH	LAH	46000.00	46000.00	44000.00	0.00	4.55	
		RAW	44500.00	44500.00	37750.00	0.00	17.88	
		GJT	45000.00	45000.00	45000.00	0.00	0.00	
		KAR	40000.00	40000.00	40000.00	0.00	0.00	
		HYD	41900.00	41900.00	41900.00	0.00	0.00	
		QTA	41500.00	41500.00	41500.00	0.00	0.00	
<b>101. Cultivators</b>								
4411201. CULTIVATOR (ORDINARY) 9 TIMES	EACH	GUJ	38000.00	38000.00	38000.00	0.00	0.00	
4411202. CULTIVATOR (SPECIAL) 11 TIMES	EACH	GUJ	50000.00	50000.00	50000.00	0.00	0.00	
<b>102. Chuff Cutter</b>								
4412301. CHUFF CUTTER	EACH	FAS	7200.00	7200.00	7200.00	0.00	0.00	
<b>103. Tractors</b>								
4414101. TRACTOR MF-240	EACH	LAH	808500.00	808500.00	716625.00	0.00	12.82	
4414102. TRACTOR MF-385	EACH	LAH	1260000.00	1260000.00	1126860.00	0.00	11.82	
<b>104. Lathe Machines</b>								
4421301. LATHE MACHINE 3' (PAK MADINA)	EACH	LAH	115000.00	115000.00	94750.00	0.00	21.37	
4421302. LATHE MACHINE 4.5' (PAK MADINA)	EACH	LAH	125000.00	125000.00	101750.00	0.00	22.85	
4421303. LATHE MACHINE 6.5' (PAK MADINA)	EACH	LAH	160000.00	160000.00	122750.00	0.00	30.35	
4421304. LATHE MACHINE 10' (PAK MADINA)	EACH	LAH	340000.00	340000.00	260000.00	0.00	30.77	
<b>105. Concrete Mixture</b>								
4444001. CONC.MIXER 7 NTR. 12HP. STAR.ENG	EACH	LAH	140000.00	140000.00	140000.00	0.00	0.00	
4444002. CONC.MIXER 17 NTR. 24HP. STAR.ENG	EACH	LAH	210000.00	210000.00	210000.00	0.00	0.00	
<b>106. Fridge,WashM,SewM,Fans,Iron</b>								
4481101. DAWLANCE 10 CFT. DOUBLE DOOR	EACH	LAH	30000.00	30000.00	28000.00	0.00	7.14	
		RAW	28750.00	28750.00	25825.00	0.00	11.33	
		KAR	32000.00	32000.00	32000.00	0.00	0.00	
4481201. WASHING MACHINE NAT. PAK S.F.	EACH	LAH	9000.00	9000.00	7000.00	0.00	28.57	
		GUJ	5000.00	5000.00	5000.00	0.00	0.00	
		KAR	7250.00	7250.00	5450.00	0.00	33.03	
		QTA	5550.00	5550.00	5550.00	0.00	0.00	
4481202. WASHING MACHINE SINGER S.F.	EACH	LAH	11500.00	11500.00	10500.00	0.00	9.52	
		RAW	10750.00	10750.00	9900.00	0.00	8.59	
		KAR	12000.00	12000.00	12000.00	0.00	0.00	
4481203. WASHING MACHINE DAWLANCE	EACH	LAH	10500.00	10500.00	9500.00	0.00	10.53	
		FAS	9000.00	9000.00	8700.00	0.00	3.45	
		GUJ	9400.00	9400.00	9400.00	0.00	0.00	
		GJT	9400.00	9400.00	9400.00	0.00	0.00	
		KAR	9500.00	9500.00	6200.00	0.00	53.23	
		HYD	9800.00	9800.00	9000.00	0.00	8.89	
4481204. WASHING MACHINE SUPER ASIA	EACH	LAH	9500.00	9500.00	9000.00	0.00	5.56	
		FAS	9800.00	9800.00	9000.00	0.00	8.89	
		KAR	10000.00	10000.00	7900.00	0.00	26.58	
		HYD	7800.00	7800.00	7500.00	0.00	4.00	
4481401. SEWING MACHINE SINGER B.B. H.O	EACH	LAH	7200.00	7200.00	6400.00	0.00	12.50	
		KAR	6500.00	6500.00	6500.00	0.00	0.00	
4481402. SINGER ZIG ZAG MACHINE	EACH	LAH	16500.00	16500.00	16500.00	0.00	0.00	
		KAR	12800.00	12800.00	12800.00	0.00	0.00	
4481403. SEWING MACHINE SALIKA	EACH	LAH	6000.00	6000.00	4500.00	0.00	33.33	
		KAR	6200.00	6200.00	6200.00	0.00	0.00	
4481501. CEILING FAN MILLAT 48"	EACH	LAH	2637.50	2637.50	2600.00	0.00	1.44	
		KAR	3200.00	3200.00	3150.00	0.00	1.59	

Contd.

## 7.10 Intercity Wholesale Prices of Selected Commodities

Group/Commodity/Item Specification	Unit	City	Prices (Rs.)			% Change in January, 2019 Over	
			Jan., 2019	Dec., 2018	Jan., 2018	Dec., 2018	Jan., 2018
4481502. CEILING FAN PAK 48"	EACH	LAH	2525.00	2525.00	2500.00	0.00	1.00
		GUJ	2400.00	2400.00	2400.00	0.00	0.00
		KAR	3700.00	3700.00	3480.00	0.00	6.32
4481503. CEILING FAN NATIONAL 56"	EACH	LAH	2525.00	2525.00	2500.00	0.00	1.00
		GUJ	2150.00	2150.00	2150.00	0.00	0.00
		GJT	2300.00	2300.00	2300.00	0.00	0.00
		KAR	2550.00	2550.00	2550.00	0.00	0.00
		HYD	2500.00	2500.00	2500.00	0.00	0.00
4481504. CEILING FAN YOUNIS 56"	EACH	LAH	2637.50	2637.50	2600.00	0.00	1.44
		FAS	3200.00	3200.00	2800.00	0.00	14.29
		GUJ	2350.00	2350.00	2350.00	0.00	0.00
		KAR	3540.00	3540.00	3540.00	0.00	0.00
		PSH	2650.00	2650.00	2550.00	0.00	3.92
		QTA	3200.00	3200.00	2750.00	0.00	16.36
4481505. PADESTAL FAN MILLAT 20"	EACH	KAR	3600.00	3600.00	3600.00	0.00	0.00
4481506. PADESTAL FAN PAK 20"	EACH	LAH	4000.00	4000.00	3800.00	0.00	5.26
		GJT	3800.00	3800.00	3800.00	0.00	0.00
		KAR	5850.00	5850.00	5850.00	0.00	0.00
		PSH	4300.00	4300.00	3800.00	0.00	13.16
4481507. EXHAUST FAN CLIMAX 12"	EACH	LAH	1900.00	1900.00	1800.00	0.00	5.56
		GUJ	1900.00	1900.00	1900.00	0.00	0.00
4481508. EXHAUST FAN MILLAT 12"	EACH	KAR	1800.00	1800.00	1800.00	0.00	0.00
4481509. EXHAUST FAN PAK. NATIONAL 12"	EACH	LAH	1650.00	1650.00	1650.00	0.00	0.00
		GUJ	1350.00	1350.00	1350.00	0.00	0.00
		GJT	1800.00	1800.00	1800.00	0.00	0.00
		KAR	1700.00	1700.00	1700.00	0.00	0.00
		PSH	1200.00	1000.00	800.00	20.00	50.00
4481601. IRON NATIONAL PAK AUTOMATIC	EACH	LAH	1000.00	1000.00	700.00	0.00	42.86
		GUJ	850.00	850.00	850.00	0.00	0.00
		KAR	525.00	525.00	525.00	0.00	0.00
		PSH	1200.00	1000.00	800.00	20.00	50.00
4481602. IRON PHILIPS HD 1120/R	EACH	LAH	2300.00	2300.00	1500.00	0.00	53.33
		GUJ	2080.00	2080.00	2080.00	0.00	0.00
		KAR	1360.00	1360.00	1360.00	0.00	0.00
<b>107. Electric Wires</b>							
4634001. FLEXIBLE WIRE 2999-14 0076	90 MTR.	LAH	775.00	775.00	775.00	0.00	0.00
		MUL	1100.00	1100.00	1100.00	0.00	0.00
		KAR	1070.00	1070.00	1070.00	0.00	0.00
		PSH	900.00	900.00	850.00	0.00	5.88
		QTA	505.00	505.00	505.00	0.00	0.00
4634002. PVC WIRE SINGLE CORE	90 MTR.	LAH	925.00	925.00	925.00	0.00	0.00
		MUL	1280.00	1280.00	1280.00	0.00	0.00
		KAR	1070.00	1070.00	1070.00	0.00	0.00
		PSH	950.00	950.00	900.00	0.00	5.56
		QTA	600.00	600.00	600.00	0.00	0.00
<b>108. Lighting Equipments</b>							
4653101. PHILIPS TL. LAMP 40 W.	EACH	GUJ	92.00	92.00	92.00	0.00	0.00
		GJT	104.00	104.00	92.00	0.00	13.04
		KAR	105.00	105.00	105.00	0.00	0.00
		PSH	97.50	97.50	97.50	0.00	0.00
		QTA	90.00	90.00	90.00	0.00	0.00
4653102. PHILIPS ELECTRIC BULB 100W(GLS)	100 BUL	LAH	3000.00	3000.00	3000.00	0.00	0.00
		RAW	3350.00	3350.00	3250.00	0.00	3.08
		KAR	2800.00	2800.00	2800.00	0.00	0.00
		PSH	2700.00	2700.00	2700.00	0.00	0.00

Contd.

## 7.10 Intercity Wholesale Prices of Selected Commodities

Group/Commodity/Item Specification	Unit	City	Prices (Rs.)			% Change in January, 2019 Over	
			Jan., 2019	Dec., 2018	Jan., 2018	Dec., 2018	Jan., 2018
4653103. PHILIPS ENERGY SAVER 14 W (GLS)	EACH	LAH	145.00	145.00	145.00	0.00	0.00
		RAW	139.00	139.00	139.00	0.00	0.00
		KAR	155.00	155.00	155.00	0.00	0.00
		PSH	170.00	170.00	170.00	0.00	0.00
		QTA	172.00	172.00	172.00	0.00	0.00
<b>109. Radio &amp; Television</b>							
4731201. RADIO 3-5 BAND (CHINA BRAND)	EACH	LAH	175.00	175.00	175.00	0.00	0.00
		RAW	287.50	287.50	287.50	0.00	0.00
		KAR	425.00	425.00	425.00	0.00	0.00
4731301. PHILIPS COLOUR TV. 14"	EACH	LAH	8150.00	8150.00	8150.00	0.00	0.00
		RAW	8250.00	8250.00	8250.00	0.00	0.00
		KAR	8400.00	8400.00	8400.00	0.00	0.00
4731302. L.G.COLOUR TV. 14"	EACH	LAH	8100.00	8100.00	8100.00	0.00	0.00
		RAW	7900.00	7900.00	7900.00	0.00	0.00
		KAR	8150.00	8150.00	8150.00	0.00	0.00
4731303. SONY COLOUR TV 14"	EACH	LAH	13000.00	13000.00	13000.00	0.00	0.00
		RAW	10250.00	10250.00	10250.00	0.00	0.00
		KAR	8000.00	8000.00	8000.00	0.00	0.00
4731304. PANASONIC COLOUR TV 14"	EACH	RAW	9250.00	9250.00	9250.00	0.00	0.00
		KAR	7750.00	7750.00	7750.00	0.00	0.00
4731305. PHILIPS COLOUR TV. 20"	EACH	LAH	11000.00	11000.00	11000.00	0.00	0.00
		RAW	13900.00	13900.00	13900.00	0.00	0.00
		KAR	12750.00	12750.00	12750.00	0.00	0.00
4731306. L.G.COLOUR TV. 20"	EACH	LAH	13400.00	13400.00	13400.00	0.00	0.00
		RAW	12250.00	12250.00	12250.00	0.00	0.00
		KAR	13000.00	13000.00	13000.00	0.00	0.00
4731307. L.G. COLOUR TV. 21"	EACH	LAH	14700.00	14700.00	14700.00	0.00	0.00
		RAW	12250.00	12250.00	12250.00	0.00	0.00
		KAR	16100.00	16100.00	16100.00	0.00	0.00
4731308. SONY COLOUR TV 20"	EACH	LAH	18800.00	18800.00	18800.00	0.00	0.00
		RAW	17100.00	17100.00	17100.00	0.00	0.00
		KAR	17200.00	17200.00	17200.00	0.00	0.00
<b>110. Motor Vehicles</b>							
4911301. CAR SUZUKI MEHRAN 800CC SB308R VX	EACH	KAR	769000.00	769000.00	679000.00	0.00	13.25
4911302. SUZUKI CULTUS 1000CC SF410 VXR M PE	EACH	KAR	1380000.00	1380000.00	1124000.00	0.00	22.78
4911303. SUZUKI RAVI 800 CC PICKUP(ST 308R)	EACH	KAR	756000.00	756000.00	672000.00	0.00	12.50
4911304. CAR TOYOTA 1300 CC XLI	EACH	KAR	1994000.00	1994000.00	1729000.00	0.00	15.33
4911305. CAR HONDA CIVIC 1800CC(iVTEC MANUAL)	EACH	LAH	2699000.00	2699000.00	2039000.00	0.00	32.37
4911306. ISUZU BUS CHASIS MT 112 K	EACH	KAR	3325000.00	3325000.00	3325000.00	0.00	0.00
4911401. ISUZU TRUCK CHASIS FTR 12 K	EACH	KAR	3850000.00	3850000.00	3850000.00	0.00	0.00
<b>111. Motorcycles</b>							
4991201. MOTOR CYCLE YB-100ROYAL YAMAHA	EACH	KAR	75375.00	75375.00	75375.00	0.00	0.00
4991202. MOTOR CYCLE CD-70 HONDA	EACH	KAR	69500.00	69500.00	63500.00	0.00	9.45
4991203. MOTOR CYCLE PAK HERO 70 CC.	EACH	LAH	49000.00	49000.00	42000.00	0.00	16.67
		MUL	42000.00	42000.00	42000.00	0.00	0.00
		KAR	47000.00	47000.00	46000.00	0.00	2.17
4991204. MOTOR CYCLE SUPER ASIA 70 CC.	EACH	LAH	49500.00	49500.00	42500.00	0.00	16.47
		MUL	45000.00	45000.00	45000.00	0.00	0.00
		KAR	42500.00	42500.00	42500.00	0.00	0.00
4991205. MOTOR CYCLE SUZUKI STD 110CC.	EACH	HYD	43000.00	43000.00	43000.00	0.00	0.00
		KAR	155000.00	93400.00	71300.00	65.95	117.39
<b>112. Bicycles</b>							
4992101. BICYCLE PECO FOR GENTS POPULAR	EACH	LAH	5000.00	5000.00	5000.00	0.00	0.00
4992102. BICYCLE PECO FOR BMX SHAHEEN	EACH	LAH	3500.00	3500.00	3500.00	0.00	0.00
4992103. BICYCLE SOHRAB SUPER	EACH	LAH	7500.00	7500.00	6450.00	0.00	16.28
		KAR	6900.00	6900.00	6900.00	0.00	0.00
4992104. BICYCLE SOHRAB VIP STUDENT	EACH	LAH	7400.00	7400.00	6300.00	0.00	17.46

### 7.11 Intercity Consumer Prices January, 2019

Description	Unit	Rawalpindi	Islamabad	Attock	Jehlum	Lahore	Sahiwal	Gujranwala
WHEAT	10 KG.	332.50	332.50	343.75	355.00	347.50	343.75	362.50
WHEAT FLOUR FINE/SUPERIOR.	KG.	55.58	56.81	43.00	48.00	50.00	42.00	40.00
WHEAT FLOUR AVG. QLTY	KG.	39.33	39.34	38.25	38.25	40.00	37.00	38.00
WHEAT FLOUR BAG	10 KG.	393.33	393.44	382.50	382.50	392.50	370.00	380.00
MAIDA	KG.	55.58	58.38	49.00	60.00	58.00	50.00	50.00
SUJI	KG.	59.33	61.13	49.00	60.00	60.00	50.00	50.00
BESAN AV. QLTY.	KG.	130.83	141.25	125.00	127.50	125.00	117.50	120.00
RICE BASMATI SUP. QLTY.	KG.	165.83	170.00	165.00	150.00	137.50	145.00	130.00
RICE BASMATI 385/386	KG.	137.08	145.00	95.00	112.50	100.00	77.50	80.00
RICE BASMATI BROKEN AV.QLTY	KG.	89.17	96.88	87.50	85.00	69.17	80.00	70.00
RICE IRRI-6 (SINDH/PUNJAB)	KG.	57.50	60.00	65.00	75.00	53.00	55.00	60.00
VERMICELLI	KG.	104.17	103.13	92.50	100.00	101.67	80.00	90.00
BREAD PLAIN MEDIUM SIZE	EACH	45.00	45.00	50.00	47.50	45.00	45.00	45.00
RUSK (PAPAY)	KG.	285.00	300.00	200.00	255.00	232.50	235.00	160.00
BISCUITS-PACKED	PKT	40.00	40.00	40.00	40.00	40.00	40.00	35.00
BISCUIT-BAKERY (LOOSE)	250 GM	115.83	131.88	77.50	115.00	102.50	117.50	110.00
CORNFLAKS FAUJI 225 GM.	PKT	193.50	193.50	193.50	193.50	193.50	193.50	216.00
SAMOSA (VEGATABLE)	EACH	16.25	17.88	15.00	12.75	20.00	15.00	15.00
PASTRY AV.QLTY.	EACH	39.17	39.38	37.50	42.50	32.50	32.50	40.00
PATTIES (VEGATABLES)	EACH	28.96	31.25	23.50	30.00	32.08	30.00	20.00
NIMCO	250 GM	82.50	90.63	67.50	70.00	69.17	92.50	50.00
CHIPS	250 GM	93.33	95.00	67.50	82.50	77.32	90.00	65.00
BEEF WITH BONE AV.QLTY.	KG	441.25	459.38	347.50	381.25	381.96	325.00	375.00
MUTTON AV.QLTY.	KG	923.75	930.00	862.50	856.25	870.83	650.00	800.00
CHICKEN FARM BROILER (LIVE)	KG	130.83	140.94	130.00	117.50	121.00	120.00	117.00
FISH-RAHU MEDIUM SIZE	KG	300.83	357.50	260.00	310.00	334.29	275.00	312.50
MILK FRESH (UNBOILED)	LTR.	100.83	102.50	82.50	85.00	77.33	70.00	90.00
CURD	KG.	112.50	116.25	95.00	85.00	92.50	80.00	100.00
MILK TETRA PACK 1/2 LTR.	PKT.	70.00	70.00	70.00	70.00	70.00	65.00	65.00
LACTOGEN 400 GRAMS	PKT.	500.00	500.00	500.00	500.00	500.00	500.00	460.00
POWDER MILK NIDO 400GM.	PKT	410.26	410.26	410.26	410.26	410.00	410.25	410.26
MILK POWDER LOOSE/PACKED	KG.	568.33	600.00	555.00	500.00	506.67	500.00	400.00
BUTTER LOCAL PACKED	50 GM.	28.00	28.00	28.00	65.00	35.00	40.00	35.00
EGGS FARM	DOZ	113.50	118.13	110.00	116.00	106.00	110.00	117.50
MUSTARD OIL AV.QLTY.	KG.	241.67	246.25	245.00	210.00	189.64	162.50	170.00
COOKING OIL (DALDA)	2.5LTR	520.00	520.00	520.00	520.00	520.00	505.00	520.00
COOKING OIL (PAKWAN) OTHER BRAND SPECIFY	2.5 LTR	415.00	422.50	435.00	455.00	473.00	433.33	420.00
VEGETABLE GHEE TIN	2.5KG.	495.00	495.00	495.00	495.00	515.00	495.00	495.00
VEGETABLE GHEE (LOOSE)	KG.	155.63	159.06	153.00	162.50	155.00	193.50	155.00
DATES AV.QLTY.	KG.	235.42	241.88	210.00	210.00	198.33	200.00	165.00
PISTACHIO AV.QLTY.	50 GM.	162.92	168.13	155.00	175.00	148.33	162.50	140.00
ALMONDS WHOLE AV.QLTY.	KG.	913.33	983.13	775.00	712.50	916.07	675.00	590.00
COCONUT DRY AV.QLTY.	KG.	636.67	516.25	370.00	475.00	487.50	412.50	400.00
RAISINS AV.QLTY.	50 GM.	30.79	31.25	25.50	22.50	30.71	24.50	25.00
GROUNDNUTS (WITH SHELL)	KG.	255.00	284.38	210.00	300.00	307.14	237.50	280.00
MALTA/MOSAMBI	DOZ	140.42	162.50	155.00	105.00	137.86	135.00	120.00
KINNU	DOZ	101.25	137.50	95.00	90.00	117.86	110.00	75.00
APPLE	KG	122.50	150.00	125.00	115.00	167.86	125.00	135.00
ALOO BUKHARA	KG	0.00	0.00	0.00	0.00	0.00	0.00	0.00
POMEGRANATE (ANNAR)	KG	216.67	265.63	205.00	205.00	367.86	195.00	180.00
GRAPES	KG	0.00	0.00	0.00	0.00	0.00	0.00	0.00
BANANAS	DOZ	98.33	125.00	80.00	65.00	69.64	55.00	60.00
MANGO KALMI	KG	0.00	0.00	0.00	0.00	0.00	0.00	0.00
GUAVA	KG	89.17	106.25	60.00	75.00	87.86	55.00	90.00
WATERMELON (TURBOOZ)	KG	0.00	0.00	0.00	0.00	0.00	0.00	0.00
MUSKMELON (KHARBOOZA)	KG	0.00	0.00	0.00	0.00	0.00	0.00	0.00
SWEETMELON (GARMA)	KG	0.00	0.00	0.00	0.00	0.00	0.00	0.00
PULSE MASOOR (WHOLE)	KG.	111.67	128.75	97.50	115.00	135.71	92.50	120.00
PULSE MASOOR (WASHED)	KG.	120.00	138.75	95.00	125.00	133.93	95.00	150.00
PULSE MOONG (WASHED)	KG.	128.75	139.38	122.50	135.00	123.93	112.50	120.00
PULSE MASH (WASHED)	KG.	157.50	169.06	145.00	170.00	157.14	145.00	150.00
PULSE GRAM	KG.	136.67	144.38	131.00	125.00	121.43	122.50	115.00

Contd.

### 7.11 Intercity Consumer Prices January, 2019

Description	Unit	Rawalpindi	Islamabad	Attock	Jehlum	Lahore	Sahiwal	Gujranwala
GRAM WHOLE BLACK AV.QLTY.	KG.	128.33	136.25	122.50	135.00	118.93	112.50	110.00
GRAM WHOLE YELLOW AV.QLTY	KG.	160.83	177.50	155.00	175.00	176.43	155.00	150.00
BEANS (LAL LOBIA)	KG.	181.67	185.63	172.50	190.00	160.71	175.00	150.00
POTATOES	KG	29.17	36.88	22.50	20.00	24.29	11.00	20.00
ONION	KG	36.25	41.25	25.00	25.00	26.43	21.00	30.00
TURNIP	KG	33.75	38.75	20.00	22.50	20.71	11.00	20.00
RADISH	KG	27.92	35.00	20.00	22.50	18.21	13.50	17.50
TOMATOES	KG	54.17	63.75	35.00	45.00	53.93	32.50	55.00
CABBAGE	KG	35.00	43.75	40.00	35.00	51.43	17.50	30.00
CAULIFLOWER	KG	49.17	53.75	35.00	35.00	32.68	22.50	30.00
BRINJAL	KG	55.00	57.50	25.00	45.00	49.64	45.00	55.00
PUMPKIN	KG	0.00	0.00	0.00	0.00	0.00	0.00	0.00
BOTTLEGOURD	KG	0.00	0.00	0.00	0.00	0.00	0.00	0.00
LADY FINGER	KG	0.00	0.00	0.00	0.00	0.00	0.00	0.00
PEAS	KG	40.42	51.25	35.00	35.00	33.21	27.50	32.50
SPINACH	KG	21.67	25.00	17.50	22.50	23.21	13.50	25.00
TINDA	KG	0.00	0.00	0.00	0.00	0.00	0.00	0.00
TURAI	KG	0.00	0.00	0.00	0.00	0.00	0.00	0.00
KARAILA	KG	0.00	0.00	0.00	0.00	0.00	0.00	0.00
ARVI	KG	0.00	0.00	0.00	0.00	0.00	0.00	0.00
CHILLIES GREEN	KG	85.83	92.50	80.00	85.00	77.86	55.00	80.00
CARROT	KG	39.17	51.25	25.00	22.50	23.93	17.50	30.00
COCUMBER (KHEERA)	KG	77.50	75.00	70.00	55.00	53.93	55.00	70.00
LEMON	250GM	75.00	92.50	27.50	55.00	28.93	13.50	20.00
SUGAR REFINED	KG.	61.25	64.75	59.50	61.00	58.29	62.50	59.00
GUR AV.QLTY	KG.	93.33	105.63	92.50	100.00	83.93	85.00	80.00
HONEY LANGANESE 500 GM.	BOTTLE	1201.67	1232.50	1112.50	1162.50	950.00	1220.00	840.00
MILO 200 GM.	BOTTLE	271.67	272.50	275.00	275.00	230.00	275.00	243.33
CUSTARD POWDER RAFHAN 300 GM.	PKT	85.00	85.00	85.00	85.00	85.00	80.00	80.00
TOFFEE (HILAL)	EACH	2.00	2.00	2.00	2.00	2.00	1.50	1.00
CHOWKELATE CANDY (SMALL SIZE)	EACH	5.00	5.00	5.00	5.00	5.00	5.00	5.00
SWEETMEAT (MIXED)	KG	423.33	457.50	350.00	410.00	437.50	427.50	360.00
ICE CREAM WALLS	CUP.	45.00	45.00	50.00	50.00	45.00	50.00	45.00
ICE	KG	20.00	20.00	15.00	20.00	17.50	10.00	10.00
JAM AHMED/MITCHELLES	BOTTLE	160.00	160.00	160.00	160.00	140.00	155.00	140.00
SQUASH-MITCHELLES	BOTTLE	185.00	185.00	185.00	185.00	185.00	180.00	175.00
ROOH AFZA	BOTTLE	190.00	190.00	190.00	190.00	190.00	190.00	190.00
JAM-E-SHIREEN	BOTTLE	200.00	200.00	200.00	200.00	200.00	200.00	200.00
SAUNF	50 GM	23.67	23.88	21.00	22.50	20.00	16.50	20.00
CINAMON LOOSE AV. QLTY	50 GM.	29.00	27.75	29.00	37.50	27.50	27.50	25.00
CUMINSEED WHITE NATIONAL	50 GM.	70.00	70.00	70.00	70.00	70.00	70.00	70.00
PEPPER BLACK NATIONAL	50 GM.	110.00	110.00	110.00	110.00	110.00	110.00	110.00
CLOVES LOOSE AV.QLTY	50 GM.	81.25	83.75	85.00	115.00	93.93	95.00	120.00
CARDAMOM LARGE LOOSE AV.QLTY	50 GM.	141.67	151.25	152.50	155.00	117.86	127.50	100.00
CARDAMOM SMALL AV.QLTY	50 GM.	170.00	177.50	165.00	165.00	131.43	155.00	140.00
SALT-POWDERED (LAHORI) LOOSE	KG.	12.00	12.00	11.00	15.00	20.00	10.00	15.00
SALT POWDERED (NATIONAL/SHAN)	PKT	30.00	30.00	30.00	30.00	30.00	30.00	30.00
CHILLIES POWD.NATIONAL 200GM	PKT	150.00	150.00	152.50	150.00	150.00	150.00	120.00
CHILLIES POWDER LOOS	KG.	355.00	397.50	370.00	390.00	297.86	285.00	320.00
CORRIANDER SEED POWD.NATIONAL	PKT	130.00	130.00	130.00	130.00	104.00	104.00	105.00
CORRIANDER SEED (LOOSE)	KG.	281.67	282.50	255.00	277.50	229.29	205.00	200.00
TURMERIC POWD.NATIONAL 50GM	PKT.	40.00	40.00	40.00	40.00	40.00	35.00	35.00
CURRY POWD. NATIONAL 200 GM	PKT.	87.00	87.00	87.00	87.00	88.00	87.00	87.00
TOMATO KETCHUP AHMED/MITCHL	BOTTLE	125.00	125.00	125.00	125.00	95.00	100.00	100.00
PICKLES AHMED/MITCHELLES	BOTTLE	130.00	130.00	130.00	120.00	120.00	120.00	120.00
VINEGAR SYNTHETIC (SIRKA)	BOTTLE	120.00	120.00	95.00	120.00	90.00	90.00	100.00
GARLIC	KG	186.67	220.00	125.00	167.50	170.71	190.00	160.00
GINGER	KG	255.83	263.75	200.00	285.00	237.86	190.00	200.00
TAPAL DANEDAR TEA 200GM PACKET	PKT	200.00	200.00	200.00	200.00	200.00	200.00	200.00
TEA LIPTON YELLOW LABEL 200GM.	PKT.	221.05	221.05	221.05	221.05	222.00	221.05	221.05
TEA LOOSE KENYA AV.QLTY 250GM.	PKT.	195.00	196.25	210.00	185.00	166.43	182.50	160.00
COFFEE-NESCAFE 75 GM. **	BOTTLE	400.00	400.00	380.00	455.00	370.00	350.00	380.00

Contd.

### 7.11 Intercity Consumer Prices January, 2019

Description	Unit	Rawalpindi	Islamabad	Attock	Jehlum	Lahore	Sahiwal	Gujranwala
COLD DRINK (STANDARD SIZ)	BOTTLE	30.00	30.00	30.00	25.00	20.00	25.00	25.00
FRUIT JUICE TETRA PACK	PKT.	20.00	20.00	17.50	17.50	20.00	20.00	20.00
MINERAL WATER NESTLE 1.5 LTR	BOTTLE	57.50	57.50	55.00	57.50	53.00	54.00	55.00
CIGARETTES K-2 10'S **	PKT	60.00	60.00	60.00	60.00	60.00	60.00	60.00
CIGARETTES CAPSTAN 10'S **	PKT	60.00	60.00	60.00	60.00	60.00	60.00	60.00
CIGARETTES GOLD LEAF 20'S	PKT	150.00	150.00	150.00	150.00	150.00	150.00	150.00
CIGARETTES MORVEN GOLD 20'S	PKT	60.00	60.00	60.00	60.00	60.00	60.00	60.00
BETEL LEAVES	50GM.	155.00	160.00	155.00	120.00	110.00	110.00	110.00
BETEL NUTS	KG.	2162.50	2125.00	1500.00	1100.00	750.00	700.00	900.00
LONG CLOTH 57" GUL AHMED/AL-KARAM	METER	215.00	225.00	215.00	290.00	285.00	337.50	172.50
SHIRTING AV.QLTY.	METER	220.00	225.63	215.00	255.00	165.00	312.50	185.00
PANT CLOTH W & WEAR AV.QLTY	METER	547.08	530.00	530.00	485.00	391.67	636.25	345.00
LAWN PRINTED GUL AHMED/AL-KARAM	METER	270.00	287.50	267.50	305.00	306.67	415.00	222.50
GEORGETTE AV.QLTY	METER	162.92	165.00	412.50	155.00	145.71	150.00	160.00
LINEN AV.QLTY ***	METER	173.33	182.50	175.00	175.00	174.17	250.00	115.00
HEAVY WT SUITING LAWERNCPUR AVG QLTY	METER	2020.83	2050.00	2025.00	2050.00	1583.33	1425.00	1050.00
HEAVY WT SUITING LAWERNCPUR SUP QLTY	METER	2545.83	2550.00	2550.00	2550.00	2450.00	1625.00	2350.00
TROPICAL SUITING LAW.PUR	METER	1950.00	1950.00	1950.00	1950.00	1550.00	1325.00	925.00
PANT BOY 24"/26" LENGTH.	EACH	598.33	637.50	612.50	675.00	387.50	897.50	712.50
SHIRT BOY 24"/26" LENGTH	EACH	435.42	446.88	490.00	525.00	363.57	862.50	462.50
SCHOOL UNI. PANT,SHIRT BOYS	SUIT	642.08	686.88	575.00	570.00	729.17	775.00	975.00
SCHOOL UNI. KAMEEZ,SHAL.BOYS	SUIT	611.67	667.50	565.00	505.00	574.64	575.00	925.00
SCHOOL UNI. KAMEEZ,SHAL.GIRL	SUIT	589.17	633.75	525.00	475.00	612.50	525.00	925.00
FROCK W/WEAR GIRLS	EACH	2425.00	2487.50	2450.00	1325.00	1150.00	1450.00	950.00
AWAMI-SUIT W & W(BOY) 24"/26	SUIT	2087.50	2137.50	2050.00	1650.00	1083.33	1740.00	1125.00
AWAMI-SUIT W&W (GENTS)AV.QLTY	SUIT	2012.50	2093.75	2100.00	2050.00	1178.57	1987.50	1125.00
PULLOVER GENTS OXFORD/BON.	EACH	3650.00	3650.00	3650.00	3625.00	3290.00	3780.00	3000.00
PULLOVER LADIES OXFORD/BON.	EACH	3650.00	3650.00	3650.00	3625.00	3470.00	3380.00	2950.00
PULLOVER (GENTS) OTHERS A.QLTY	EACH	1375.00	1400.00	1275.00	1162.50	1050.00	1150.00	550.00
SECOND-HAND COAT FOR MEN	EACH	722.50	500.00	525.00	525.00	733.33	450.00	600.00
SECONDHAND SWEETER FOR MEN DUP QLTY	EACH	450.00	0.00	375.00	225.00	591.67	325.00	600.00
SECONDHAND WINTER JACKET	EACH	766.67	0.00	625.00	575.00	733.33	425.00	650.00
UNDERWEAR AV.QLTY MEDIUM SIZE	EACH	248.75	252.50	210.00	182.50	181.67	187.50	125.00
VEST FOR MEN AV.QLTY.	EACH	260.00	260.00	190.00	182.50	166.67	190.00	125.00
VEST/SHAMEEZ (WOMEN) AVG. QLTY	EACH	235.00	233.75	230.00	165.00	229.17	190.00	142.50
SOCKS NYLON (PAKISTANI)	PAIR	130.00	140.00	90.00	87.50	115.00	102.50	110.00
BRASSIER AV.QLTY.	EACH	276.67	290.00	245.00	145.00	188.33	228.75	165.00
BRASSIER SUP QLTY	EACH	804.17	862.50	725.00	345.00	1066.67	500.00	380.00
DOPATTA GEORGETTE AV.QLTY.	EACH	367.50	381.88	362.50	325.00	316.67	315.00	287.50
DOPATTA COTTON AV GLTY	EACH	366.67	381.88	362.50	237.50	208.33	225.00	195.00
CHADDAR (W/WEAR) (2x2.5 MTR)	EACH	550.00	562.50	525.00	475.00	420.83	375.00	387.50
LUNG/DHOTI(COTTON) AVG. QLTY	EACH	506.67	528.13	512.50	240.00	251.67	375.00	212.50
HANDKERCHIEF AVG. QLTY PAK	EACH	44.17	47.50	42.50	35.00	32.50	50.00	50.00
HANDKERCHIEF SUP. QLTY PAK	EACH	66.67	74.38	60.00	55.00	55.00	90.00	75.00
GLOVES AV QLTY	PAIR	155.00	162.50	155.00	155.00	101.67	230.00	105.00
AZARBAND COTTON AVG. QLTY	EACH	22.50	22.50	17.50	25.00	22.50	20.00	25.00
SEWING THREAD/REEL(ASLI PARI)	EACH	9.00	9.00	7.50	10.00	7.00	8.00	6.00
WASHING CHARGES PAINT & SHIRT	SUIT	94.58	105.00	110.00	175.00	101.67	165.00	170.00
DRY CLEANING SUIT COAT PANT	SUIT	612.50	700.00	335.00	475.00	450.00	550.00	475.00
WASHING CH. (KAMIZ-SHALWAR)	PAIR	92.92	94.38	75.00	105.00	71.67	90.00	125.00
TAILORING SHIRT	EACH	568.75	800.00	475.00	675.00	608.33	500.00	500.00
TAILORING CHARGES PANT (MEN)	EACH	1041.67	1237.50	750.00	1100.00	808.33	925.00	600.00
TAILORING COAT-PANT SUIT	SUIT	3983.33	6187.50	4100.00	4250.00	5083.33	5000.00	3250.00
TAILORING AWAMI-SUIT (MALE)	SUIT	841.67	1000.00	637.50	800.00	741.67	775.00	600.00
TAILORING SUIT FEMALE	SUIT	754.17	950.00	575.00	662.50	691.67	650.00	500.00
GENTS SHOES PAUL BATA	PAIR	1199.00	1199.00	1199.00	1199.00	1299.00	1199.00	1199.00
GENTS SANDAL BATA	PAIR	699.00	699.00	699.00	699.00	699.00	699.00	699.00
GENTS SPOUNG CHAPPAL BATA	PAIR	199.00	199.00	199.00	199.00	199.00	199.00	199.00
LADIES SANDAL BATA	PAIR	599.00	599.00	599.00	599.00	599.00	599.00	599.00
LADIES SPOUNG CHAPPAL BATA	PAIR	199.00	199.00	199.00	199.00	199.00	199.00	199.00
CHILD SHOE POWER LITE BATA	PAIR	699.00	699.00	699.00	699.00	699.00	699.00	699.00
GENTS SHOE, ART 1109 SERVICE	PAIR	999.00	999.00	999.00	999.00	999.00	999.00	999.00

Contd.

### 7.11 Intercity Consumer Prices January, 2019

Description	Unit	Rawalpindi	Islamabad	Attock	Jehlum	Lahore	Sahiwal	Gujranwala
NYLON JOGGER 27 SIZE 2-5 ***	PAIR	1399.00	1399.00	1399.00	1399.00	1399.00	1399.00	1399.00
CHINA FOOT WEAR AV. QLTY (MALE) *	PAIR	1116.67	1175.00	1125.00	1075.00	841.67	625.00	500.00
CHINA FOOT WEAR AV. QLTY (FEMALE) *	PAIR	1033.33	1137.50	1025.00	925.00	733.33	550.00	450.00
CHINA FOOT WEAR AV. QLTY (CHILDREN) *	PAIR	933.33	950.00	825.00	925.00	529.17	437.50	400.00
SHOE REPAIR HALF SOLE	PAIR	146.25	152.50	145.00	135.00	106.67	100.00	120.00
SHOES POLISH CHARGES AVERAGE SHOP	PAIR	27.50	28.75	27.50	25.00	20.00	30.00	20.00
HOUSE RENT (combined)	MONTH	17044.00	54763.00	4553.00	7389.00	13874.00	9287.00	6602.00
rent 2	pm	17044.00	54763.00	4553.00	7389.00	13874.00	9287.00	6602.00
RENT3	PM	17044.00	54763.00	4553.00	7389.00	13874.00	9287.00	6602.00
RENT4	PM	17044.00	54763.00	4553.00	7389.00	13874.00	9287.00	6602.00
RENT5	PM	17044.00	54763.00	4553.00	7389.00	13874.00	9287.00	6602.00
RENT6	PM	17044.00	54763.00	4553.00	7389.00	13874.00	9287.00	6602.00
SYNTHETIC ENEMAL ROBIALAC BALTI 3.64 LTR.	EACH	2179.17	2225.00	2125.00	2200.00	2450.00	2193.00	1700.00
SYNTHETIC ENEMAL ICI BALTI 3.64 LTR.	EACH	2241.67	2306.25	2275.00	2250.00	2450.00	2700.00	2350.00
CEMENT (LOCAL) SPECIFY BRAND NAME	BAG	610.00	620.00	595.00	600.00	615.00	595.00	610.00
BRICKS (NEW) IST CLASS	P/1000	12250.00	12500.00	9450.00	9250.00	10250.00	7500.00	9200.00
CEMENT BLOCKS (6"x8"x12")	P/100	4200.00	0.00	2725.00	0.00	0.00	0.00	0.00
BAJREE	100CFT	5229.17	5250.00	4900.00	4100.00	7200.00	5650.00	6000.00
SAND (BLACK PIT SAND)	K100CFT	3050.00	3050.00	1975.00	2295.00	3050.00	2950.00	2500.00
TIMBER SHESHAM LOG IST QUALITY	cbumt.	89269.50	89166.13	89169.50	86521.00	123601.50	88275.00	50323.50
IRON BAR (M.S. BAR) 1/2"	P/TON	94000.00	94000.00	90250.00	92250.00	95500.00	92250.00	97000.00
CARPANTER WAGE RATE	P/DAY	1300.00	1300.00	1050.00	1100.00	1100.00	1000.00	950.00
MASON (RAJ) WAGE RATE	P/DAY	1300.00	1300.00	1050.00	1100.00	1150.00	1000.00	1300.00
UNSKILLED LABOUR WAGE RATE	P/DAY	800.00	825.00	675.00	750.00	850.00	600.00	800.00
PLUMBER WAGE RSTE	P/DAY	1300.00	1300.00	1050.00	1100.00	1050.00	0.00	800.00
ELECTICIAN WAGE RATE PER DAY **	P/DAY	0.00	0.00	0.00	0.00	1025.00	0.00	750.00
ELECTICIAN WAGE RATE PER POINT **	P/PNT	215.00	220.00	190.00	205.00	177.50	190.00	140.00
WATER CHARGES PER HOUSE	P/MONTH	161.50	98.00	120.00	100.00	325.00	60.00	100.00
ELECT.CHARGES UPTO 50 UNITS	P/UNIT	2.00	2.00	2.00	2.00	2.00	2.00	2.00
ELECT.CHARGES 01 - 100 UNIT	P/UNIT	6.22	6.22	6.22	6.22	6.22	6.22	6.22
ELECT.CHARGES 101 - 300 UNIT	P/UNIT	9.59	9.59	9.59	9.55	9.59	9.59	9.59
ELECT.CHARGES 301 - 1000 UNIT	P/UNIT	18.03	18.03	18.03	18.03	18.03	18.03	18.03
ELECT.CHARGES ABOVE 1000 UNIT	P/UNIT	21.13	21.13	21.13	21.13	21.13	21.13	21.13
ELEC	PM	11.39	11.39	11.39	11.39	11.39	11.39	11.39
GAS CHRg upto 3.3719 MMBTU	MMBTU	145.08	145.08	145.08	145.08	145.08	145.08	145.08
GAS CHRg 3.3719 - 6.7438 MMBTU	MMBTU	308.88	308.88	308.88	308.88	308.88	308.88	308.88
GAS CHRg 6.7438 - 10.1157 MMBTU	MMBTU	321.75	321.75	321.75	321.75	321.75	321.75	321.75
GAS CHRg10.1157 - 13.4876 MMBTU	MMBTU	1310.40	1310.40	1310.40	1310.40	1310.40	1310.40	1310.40
GAS	PM	1708.20	1708.20	1708.20	1708.20	1708.20	1708.20	1708.20
GAS	PM	758.86	758.86	758.86	758.86	758.86	758.86	758.86
KEROSENE OIL	LTR	135.00	137.50	119.00	119.13	130.00	122.00	122.00
FIREWOOD WHOLE	40 KG.	741.67	785.00	565.00	650.00	810.71	575.00	775.00
CHAIR SHESHAM WOOD WITH ARMS **	EACH	4466.67	4550.00	3550.00	4750.00	5916.67	3250.00	2900.00
CHAIR PLASTIC (CHAIRMAN) AVERAGE QUALITY	EACH	775.00	800.00	775.00	855.00	1450.00	775.00	800.00
TABLE SHESHAM WOOD (4X2X5") ***	EACH	7562.50	7612.50	6350.00	5750.00	15821.43	7450.00	10250.00
SOFASET WOODEN WITH FOAM SEAT **	SET	26791.67	30062.50	23000.00	20250.00	29000.00	24750.00	30000.00
COT IRON (WITH NIWAR)AV.QLTY.	EACH	2941.67	2950.00	2900.00	1900.00	3100.00	2400.00	2350.00
ALMIRAH (STEEL) 6'X3' 20 GUAGE	EACH	12750.00	12625.00	11750.00	11750.00	12964.29	12750.00	9300.00
DINNING TABLE 6 CHAIRS A.QLTY	SET	25666.67	27750.00	23000.00	27500.00	25500.00	32000.00	25000.00
SINGLE BED WITHOUT FOAM MED.	EACH	7150.00	7337.50	7250.00	7250.00	12500.00	14500.00	10000.00
MATRESS SINGLE(4"THICK)	EACH	6531.25	6500.00	6450.00	6050.00	6200.00	7000.00	6600.00
FARSHI DARI 12'X9' AV.QLTY	EACH	2300.00	2368.75	2250.00	1375.00	1607.14	1200.00	925.00
DARI COTTON (6'x2 1/2') AV.QL	EACH	1079.17	1081.25	975.00	487.50	525.00	1000.00	450.00
CARPET PLAIN AV. QLTY	SQFT.	31.00	31.00	29.00	37.50	37.50	36.50	40.00
QUILT (LIHAF) 3 KG. COTTON	EACH	1462.50	1418.75	1275.00	1050.00	1500.00	1500.00	1075.00
BLANKET (90" x 54")	EACH	4450.00	4550.00	4100.00	3225.00	5750.00	4250.00	3100.00
BEDSHEET SINGLE BED SUP.QLTY	EACH	614.58	646.88	575.00	487.50	775.00	600.00	525.00
BED SHEET DOUBLE WITH TWO PILLOW COVERS SUP QLTY	SET	1295.83	1375.00	1325.00	1225.00	1283.33	1075.00	1150.00
TOWEL(3'x2') AV. QALTY	EACH	413.75	427.50	390.00	312.50	375.00	450.00	175.00
CEILING FAN 48" SUPER QLTY **	EACH	3550.00	3575.00	3750.00	3225.00	3150.00	3100.00	2800.00
PEDESTAL FAN 22" SUPER QLTY	EACH	3900.00	3900.00	4550.00	4100.00	4800.00	4750.00	4500.00
REFG. DAWLENCE 10 CFT. D.DOOR	EACH	35750.00	35750.00	35750.00	34300.00	38000.00	35250.00	32000.00

Contd.



### 7.11 Intercity Consumer Prices January, 2019

Description	Unit	Rawalpindi	Islamabad	Attock	Jehlum	Lahore	Sahiwal	Gujranwala
D-FREEZER WAVES 8 CFT.	EACH	36300.00	36275.00	36300.00	36250.00	32000.00	31250.00	32000.00
AIRCONDITIONER 1.5 TON PEL	EACH	41000.00	41000.00	41000.00	42400.00	48000.00	42000.00	48000.00
SPLIT AIR CONDITIONER 1.5 TON (SPECIFY BRAND NAME)	EACH	51750.00	51812.50	51750.00	51890.00	55000.00	55000.00	48000.00
AIRCOOLER SUPER ASIA	EACH	12791.67	12750.00	13750.00	15250.00	17000.00	12000.00	17000.00
WASHING MACHINE SINGER	EACH	17000.00	17000.00	17400.00	17000.00	18000.00	16500.00	18500.00
SEWING MACHINE(SINGER)	EACH	8300.00	8300.00	8300.00	7900.00	8800.00	8800.00	8500.00
GIZER LARGE SIZE 30 GALLON CAPACITY SUP QLTY	EACH	25900.00	25900.00	25900.00	16250.00	22950.00	28000.00	15250.00
GAS BURNER DOUBLE SPFY.BRAND	EACH	2458.33	2662.50	2450.00	2100.00	2083.33	1450.00	1500.00
ELECT. IRON PHILIPS MDL.1120	EACH	2950.00	3025.00	2950.00	2550.00	2800.00	2800.00	2200.00
ELECTRIC JUICER FOR APPLE	EACH	9641.67	9687.50	8700.00	9400.00	13000.00	9250.00	4500.00
S.STEEL DEGHCHI MEDIUM SIZE ***	EACH	922.50	923.75	837.50	677.50	737.50	500.00	1185.00
ALUMINIUM COOKING PAN (DEGCHI ) MED SIZE	EACH	820.83	845.63	761.25	677.50	666.67	600.00	900.00
NON STICK COOKING PAN (DEGCHI ) SUP. QLTY	EACH	1526.67	1543.75	1325.00	1325.00	1625.00	1275.00	1550.00
FRYING PAN STEEL AVG. QLTY MED. SIZE	EACH	664.17	653.75	615.00	375.00	633.33	525.00	575.00
TAWA IORN (MEDIUM SIZE) AVG. QLTY	EACH	367.08	389.38	365.00	312.50	512.50	550.00	412.50
S.STEEL PLATE A.QLTY.(M.SIZE)	EACH	116.25	115.00	115.00	75.00	82.50	77.50	110.00
TABLE SPOON S.STEEL SUP.QLTY.	DOZEN	510.00	515.00	490.00	475.00	404.17	475.00	575.00
WATER SET JUG+6 GLASSES (OMROC)	SET	455.83	460.00	435.00	475.00	729.17	675.00	400.00
TEA SET PAK. CHINAWARE 21 PCS.	SET	3458.33	3500.00	3100.00	3050.00	1558.33	2750.00	2000.00
DINNER SET PLASTIC 72 PIECES SUPERIOR QLTY	SET	7750.00	7975.00	7500.00	6100.00	7000.00	7350.00	5900.00
HOTPOT SET PLASTIC 3 PCS.	SET	1795.83	1825.00	1775.00	1675.00	1900.00	1250.00	1500.00
BUCKET(BALTI) PLASTIC MED.SIZ	EACH	293.33	318.75	255.00	362.50	479.17	275.00	295.00
LOTA PLASTIC (MED SIZE) AVERAGE QUALITY	EACH	74.58	86.88	55.00	65.00	65.00	75.00	50.00
PRESURE COOKER 4 LTR.	EACH	2125.00	2131.25	2125.00	2050.00	1700.00	1200.00	1780.00
WATER COOLER 9/10 LTR.PLASTIC ***	EACH	708.33	725.00	575.00	525.00	675.00	675.00	650.00
THERMOS STARVAC 1 LTR	EACH	665.83	696.88	625.00	587.50	808.33	662.50	650.00
BULB PHILIPS 100-WATTS	EACH	40.00	40.00	40.00	40.00	40.00	42.50	35.00
TUBE LIGHT PHILIPS 40 WATTS	EACH	145.00	145.00	175.00	140.00	120.00	165.00	110.00
ELECTRIC BLUBS "0" WATTE LOCAL	EACH	30.00	30.00	30.00	30.00	30.00	25.00	20.00
ELECTRIC BLUB ENERGY SAVER 14 WATTS	EACH	167.50	167.50	165.00	167.50	170.00	160.00	170.00
WASHING SOAP 250 GMS SPECIFY BRAND NAME	EACH	45.00	45.00	45.00	45.00	41.00	45.00	45.00
SURF EXCEL 400 GMS POLY BAG	EACH	116.00	116.00	116.00	116.00	145.00	116.00	145.00
WASHING POWDER 1000 GRM	EACH	190.00	190.00	190.00	190.00	190.00	190.00	190.00
WASHING POWDER (WHEEL/ BONUS) 100 GRAMS	EACH	113.00	113.00	113.00	113.00	95.00	95.00	95.00
CLEANSER POWDER VIM 1000 GM	PKT.	88.89	88.89	88.89	88.89	90.00	100.00	85.55
FINIS 500 ML	BOTTLE	250.00	250.00	250.00	250.00	287.50	262.50	200.00
PHNYLE TYPHONE/FINIS/CARRANITE 3 LITRES	BOTTLE	190.91	190.91	196.00	190.00	160.00	160.00	165.00
HARPIC	BOTTLE	190.00	190.00	190.00	190.00	190.00	190.00	190.00
BOOT POLISH CHERRY/KIWI 50ML	EACH	166.66	166.66	166.67	166.66	115.00	155.55	136.90
ROBIN BLUE (35 GRAMS)	PKT.	65.00	65.00	65.00	65.00	65.00	65.00	60.00
TISSU PAPER PERFUMED 100 PCS.	PKT	135.00	135.00	130.00	135.00	150.00	125.00	115.00
TOILET PAPER ROLL (R.PETEL)	P/ROLL	50.00	50.00	50.00	50.00	50.00	50.00	40.00
BOOT POLISH LIQUID CHEERY BLOSSOM KIWI 75 ML	BOTTLE	160.00	175.00	160.00	160.00	160.00	160.00	160.00
MATCH BOX SMALL	EACH	2.00	2.00	2.00	2.00	3.00	2.00	2.00
DRY CELL 1.5 VOLT(LOCAL)	EACH	37.50	37.50	30.00	42.50	40.00	40.00	25.00
HAND STITCHING NEEDLE M.SIZE	PACKET	10.00	10.00	7.75	9.00	7.50	10.00	5.00
SEWING MACHINE NEEDLE (SINGER)	EACH	6.50	6.50	9.00	9.00	10.00	9.00	6.00
HOUSEHOLD SERVANT FEMALE P/T	P/MNTH	2058.33	2175.00	1700.00	1750.00	2250.00	1500.00	1550.00
MARRIAGE HALL WITH FURNITURE	P/HEAD	174.17	191.25	155.00	145.00	193.33	150.00	115.00
SEPTRAN TABLETS	10TAB.	20.10	20.10	20.10	20.10	20.10	21.00	20.00
BRUFEN TABS 200-MG.	10TAB.	8.90	8.90	8.91	10.00	12.00	10.00	10.00
PANADOL TAB. EXTRA/PLAIN	10TAB.	12.50	12.50	12.50	12.50	12.00	13.00	12.00
DISPRIN TAB.	10TAB.	13.40	13.40	13.40	13.40	13.00	13.40	12.40
TRISIL TAB.	10 TAB	11.60	11.60	11.60	12.00	11.60	12.00	10.00
FLAGYL TAB. 200 MG.	10TAB.	10.00	10.00	10.00	10.00	10.00	16.00	10.00
VENTOLIN TAB. 2MG.	10TAB.	10.30	10.30	10.30	10.30	12.00	10.30	10.00
DAONIL TAB. 5 MG.	10TAB.	16.94	16.94	16.83	16.94	17.00	16.90	17.00
ENTOX TAB.	10TAB.	15.00	15.00	15.00	15.00	15.00	15.00	15.00
RENITEC TAB. 5 MG.	10TAB.	62.20	62.20	62.20	62.20	62.00	60.60	58.50
CAC. 1000 TAB	BOTTLE	133.00	133.00	133.00	133.08	133.00	133.00	133.08
AMOXIL CAPSOLE 250 MG.S	10CAP.	36.40	36.40	36.40	36.40	36.40	36.50	35.00
CALCIUM SYRUP SANDOZ	BOTTLE	64.00	64.00	64.00	64.00	64.00	64.00	64.00

Contd.

### 7.11 Intercity Consumer Prices January, 2019

Description	Unit	Rawalpindi	Islamabad	Attock	Jehlum	Lahore	Sahiwal	Gujranwala
LEDERPLEX SYRUP	BOTTLE	52.74	52.74	52.74	52.74	52.00	52.74	52.74
SANCOS SYRUP (50 ML.)	BOTTLE	27.50	27.50	27.50	27.50	30.00	30.00	30.00
PHENERGAN SYRUP 120 ML.	BOTTLE	36.74	36.74	36.74	36.74	36.74	36.74	35.35
CALPOL SYRUP 60 ML.	BOTTLE	30.73	30.73	30.73	30.73	28.39	30.73	30.60
HYDRYLLIN SYRUP 120 ML.	BOTTLE	69.00	69.00	69.00	69.00	69.00	69.00	69.00
POLYFAX EYE OINTMENT	TUBE	22.50	22.50	22.50	22.50	22.50	22.50	21.00
BETNESOL EYE DROPS	BOTTLE	34.60	34.60	34.60	34.60	34.60	35.00	33.89
EAR DROPS (CARDISPORINE) ***	BOTTLE	22.04	22.04	22.04	22.04	25.00	21.00	21.00
BETNOVATE-N OINTMENT 5 GMS	TUBE	16.68	16.68	16.68	16.68	16.65	16.67	16.67
BURNOL CREAM 30 GRM	TUBE	55.42	55.42	55.42	55.42	55.45	55.48	55.42
VICKS VAPORUB/BALM	BOTTLE	36.00	36.00	36.00	36.00	36.00	36.00	36.00
GLYCRINE SMALL BOTTLE	BOTTLE	35.00	35.00	35.00	27.50	35.00	50.00	17.00
JOUHAR JOSHANDA	PKT.	10.00	10.00	10.00	10.00	10.00	10.00	10.00
GALXOS-D (450 GRMS)	PKT.	157.50	157.50	157.50	168.75	157.50	157.50	157.50
GRIPE-WATER WOODWARDS	BOTTLE	60.00	60.00	60.00	60.00	60.00	60.00	60.00
SANIPLAST ONE PUTTY	EACH	2.00	2.00	2.00	2.00	2.00	1.57	2.00
O.R.S. (NIMCOL)	PKT.	18.00	18.00	18.00	18.00	18.00	18.00	18.00
DETTOL (MEDIUM)	BOTTLE	150.00	150.00	150.00	150.00	100.00	150.00	100.00
COTTON BANDAGE 2" - 4"	EACH	11.00	11.00	9.00	11.00	8.00	13.00	7.00
THERMOMETER CHINA	EACH	60.00	58.75	50.00	60.00	68.00	49.00	40.00
DOCTOR (MBBS) CLINIC FEE	P/PAT.	216.67	225.00	135.00	175.00	125.00	312.50	100.00
URINE TEST (DR) CHARGES	P/TEST	283.33	315.63	110.00	150.00	155.00	100.00	100.00
BLOOD TEST (CP) CHARGES	P/TEST	516.67	578.13	275.00	300.00	575.00	375.00	300.00
SUGAR TEST (RANDOM/FASTING BOTH) CHARGES	P/TEST	450.00	470.00	200.00	210.00	175.00	105.00	200.00
ECG CHARGES	P/TEST	412.50	475.00	250.00	250.00	325.00	312.50	200.00
X-RAY (CHEST) CHARGES	P/X-RAY	558.33	550.00	375.00	400.00	400.00	425.00	400.00
CAR SUZUKI 800 CC (W/O. A/C)	EACH	817750.00	817750.00	817750.00	817750.00	817750.00	817750.00	817750.00
CAR SUZUKI 1000 CC	EACH	1400000.00	1400000.00	1400000.00	1400000.00	1400000.00	1400000.00	1400000.00
CAR TOYOTA 1300 CC	EACH	2051000.00	2051000.00	2051000.00	2651000.00	2031000.00	2026000.00	1979000.00
CAR HONDA CIVIC	EACH	2861500.00	2861500.00	0.00	0.00	2861500.00	2824000.00	3005500.00
MOTORCYCLE HONDA CD-70.	EACH	69500.00	69500.00	69500.00	69500.00	69500.00	69500.00	65900.00
MOTORCYCLE YAMAHA 100CC.	EACH	79300.00	79300.00	79300.00	79300.00	79300.00	79300.00	79300.00
MOTOR CYCLE HERO 70 CC	EACH	47250.00	47250.00	46500.00	46500.00	49000.00	41500.00	43500.00
BICYCLE WITH TYRES & TUBES	EACH	8658.33	8775.00	8650.00	9000.00	8000.00	8375.00	8000.00
TYRE CAR WITH TUBE GENERAL	EACH	3225.00	3225.00	3275.00	3175.00	3000.00	3150.00	3300.00
TYRE MOTOR CYCLE WITHOUT TUBE	EACH	1275.00	1275.00	1250.00	1325.00	1200.00	1200.00	1250.00
TYRE CYCLE SPECIFY BRAND NAME	EACH	435.42	423.75	410.00	455.00	360.00	375.00	350.00
TYRE CAR W/O TUBE	EACH	3221.25	3225.00	3275.00	3175.00	2850.00	2800.00	3000.00
PETROL SUPER	LITRE	90.97	90.97	90.97	90.97	90.97	90.97	90.97
HIGH SPEED DIESEL HSD	LITRE	106.68	106.68	106.68	106.68	106.68	106.68	106.68
CNG	K.G.	81.20	81.10	79.95	79.95	77.95	78.00	82.95
GAS CYLINDER STAND. SIZE	EACH	1625.00	1625.00	1675.00	1525.00	1650.00	1525.00	1650.00
MOTOR CYCLE SERVICE CHARGES	EACH	325.00	325.00	290.00	350.00	275.00	187.50	280.00
CAR SERVICE CHARGES	EACH	375.00	375.00	325.00	425.00	400.00	300.00	250.00
TYRE PUNCTURE CHARGES	EACH	90.00	90.00	85.00	90.00	90.00	75.00	80.00
CYCLE OVERHAULING CHARGES	EACH	866.67	912.50	475.00	475.00	320.83	325.00	200.00
CAR TAX FOR 800CC TO 1300CC	YEARLY	2650.00	432.00	2650.00	2650.00	2650.00	2650.00	2650.00
TRAIN FARE ECO. 1-100 KM.	P/KM.	1.88	1.88	1.88	1.88	1.88	1.88	1.88
TRAIN FARE ECO. 101-500 KM.	P/KM.	1.14	1.14	1.14	1.14	1.14	1.14	1.14
TRAIN FARE ECO. > 500 KM.	P/KM.	0.91	0.91	0.91	0.91	0.91	0.91	0.91
TRAIN FARE IST SLP. 1-100KM	P/KM.	3.30	3.30	3.30	3.30	3.30	3.30	3.30
TRAIN FARE IST SLP.101-500 KM	P/KM.	2.72	2.72	2.72	2.72	2.72	2.72	2.72
TRAIN FARE IST SLP. > 500 KM	P/KM.	1.72	1.72	1.72	1.72	1.72	1.72	1.72
TRAIN FARE A/C SLP. 1-100KM.	P/KM.	5.80	5.80	5.80	5.80	5.80	5.80	5.80
TRAIN FARE A/C SLP.101-500KM	P/KM.	5.23	5.23	5.23	5.23	5.23	5.23	5.23
TRAIN FARE A/C SLP > 500KM.	P/KM.	3.90	3.90	3.90	3.90	3.90	3.90	3.90
PLATEFORM TICKET	EACH	10.00	10.00	10.00	10.00	10.00	10.00	10.00
AUTO RICKSHAW FARES	KM/MIN	75.00	0.00	55.00	90.00	50.00	90.00	60.00
FULL TONGA CHARGES	KM/MIN	0.00	0.00	0.00	0.00	80.00	100.00	50.00
TAXI 4 SEATER FARE	KM/MIN	100.00	100.00	75.00	0.00	100.00	100.00	100.00
BUS FARE MIN (WITHIN CITY)	TICKET	12.00	12.00	0.00	12.00	12.00	0.00	15.00
BUS FARE MAX (WITHIN CIT	TICKET	28.00	28.00	0.00	25.00	23.00	0.00	20.00

Contd.

### 7.11 Intercity Consumer Prices January, 2019

Description	Unit	Rawalpindi	Islamabad	Attock	Jehlum	Lahore	Sahiwal	Gujranwala
BUS FARE OUTSIDE CITY	P/KM.	0.93	0.93	0.93	0.93	0.93	0.74	1.60
A/C BUS FARE OUTSIDE CITY	P/KM.	2.33	2.33	2.33	2.33	2.30	2.23	3.17
MINIBUS FARE MIN.WITH IN CITY	TICKET	15.00	15.00	0.00	0.00	15.00	0.00	10.00
MINIBUS FARE MAX.WITH IN CITY	TICKET	24.00	24.00	0.00	0.00	35.00	0.00	20.00
SUZUKI FARE MIN.WITH IN CITY	TICKET	15.00	15.00	15.00	0.00	12.00	0.00	10.00
SUZUKI FARE MAXIMUM W.IN CITY	TICKET	24.00	24.00	15.00	10.00	22.00	0.00	20.00
AIR FARE ECONOMY CLASS.	P/KM.	14.47	14.47	14.47	14.47	14.47	0.00	14.47
POSTAL ENVELOPE DOMESTIC	EACH	8.00	8.00	8.00	8.00	8.00	8.00	8.00
ENVELOPE FOR SAUDI ARABIA	EACH	50.00	50.00	50.00	50.00	55.00	50.00	50.00
POSTAL REGISTRATION CHARGES	EACH	38.00	38.00	38.00	38.00	38.00	38.00	38.00
U.M.S. REG CHARGES MIN.	EACH	58.00	58.00	58.00	58.00	60.00	59.00	59.00
T.C.S. CH. MIN.WITH IN ZONE	EACH	200.00	200.00	200.00	200.00	200.00	200.00	200.00
TELEPHONE CHARGES LOCAL CALL	P/CALL	4.65	4.65	4.65	4.65	4.65	4.65	4.65
TEL CHARGES OUT SIDE CITY	P/CALL	4.65	4.65	4.65	4.65	4.65	4.65	4.65
INTERNET CHARGES	P/HOUR	32.50	32.50	30.00	50.00	30.00	12.00	50.00
MOBILE CELL CHARGES	P/UNIT	3.00	3.00	3.00	3.00	2.50	3.00	3.00
FAX CHARGES (LOCAL)	P/PAGE	17.50	20.00	17.50	17.50	20.00	20.00	30.00
TELEPHONE SET AV. QLTY	EACH	625.00	725.00	550.00	850.00	775.00	950.00	1100.00
MOBILE SET NOKIA/SONY/ERICSON/SAMSUNG WITHOUT CAMERA	EACH	2825.00	2875.00	2850.00	3150.00	2700.00	3000.00	2800.00
T.V. 20" COLORED WEGA H-A21.	EACH	18108.33	18200.00	18100.00	18100.00	20500.00	16900.00	15000.00
T.V 20" COLOR CHINA(KORIA)	EACH	14250.00	14250.00	14250.00	14250.00	6500.00	13500.00	7000.00
V.C.P. PANASONIC/LG/NAT	EACH	0.00	0.00	5550.00	0.00	4200.00	0.00	0.00
DVD/VCD PLAYER PANASONIC/LG	EACH	3750.00	3750.00	3550.00	3750.00	6557.14	4500.00	4000.00
RADIO WITH C.PLAYER NATIONAL	EACH	2150.00	2150.00	2150.00	2050.00	1821.43	1800.00	2250.00
PERSONNEL COMPUTER (BRANDED)	EACH	73500.00	73500.00	73500.00	73000.00	53000.00	60000.00	37400.00
VID. CASSETTE BLK. TDK/SONY	EACH	144.17	145.00	135.00	175.00	122.14	155.00	0.00
COM. C.D. (TDK/IMATION)	EACH	56.67	59.38	75.00	75.00	36.79	50.00	35.00
TAPE RECORDER CASSETTE BLANK	EACH	42.50	47.50	42.50	47.50	40.00	65.00	35.00
VIDEO GAME SEGA 16 BYTE	EACH	1150.00	1150.00	1175.00	1050.00	1200.00	1800.00	1050.00
CINEMA A/C. HIGH CLASS	TICKET	250.00	0.00	0.00	0.00	550.00	0.00	80.00
CINEMA NON-A/C HIGH CLASS	TICKET	100.00	0.00	0.00	0.00	150.00	200.00	90.00
CABLE CHARGES	P/MONTH	325.00	325.00	275.00	300.00	308.33	420.00	300.00
TV.LICENCE FEE DOMESTIC	YEARLY	420.00	420.00	420.00	420.00	420.00	420.00	420.00
ENGLISH BOOK CLASS V1	EACH	77.00	77.00	77.00	77.00	76.00	76.00	76.00
ENGLISH BOOK CLASS IX OR X	EACH	126.00	126.00	126.00	126.00	126.00	126.00	126.00
ENG. BOOK IST.YR COMPLETE SET	EACH	81.00	81.00	81.00	81.00	82.00	82.00	82.00
ENGLISH BOOK BA/B.SC	EACH	260.00	260.00	260.00	260.00	260.00	260.00	260.00
URDU BOOK CLASS V (T.B.BORD)	EACH	57.00	57.00	57.00	57.00	57.00	57.00	57.00
URDU BOOK CLASS IX/X(T.B.B)	EACH	138.00	138.00	138.00	138.00	137.00	137.00	137.00
URDU BOOK IST.YEAR/INTER	EACH	51.00	51.00	51.00	51.00	51.00	51.00	51.00
URDU BOOK BA/B.SC	EACH	140.00	140.00	140.00	140.00	140.00	140.00	140.00
MATHS BOOK CALSS V (T.B.B)	EACH	76.00	76.00	76.00	76.00	76.00	76.00	76.00
MATHS BOOK CLASS IX OR X	EACH	228.00	228.00	228.00	228.00	228.00	228.00	228.00
MATHS BOOK IST.YEAR (T.B.B)	EACH	150.00	150.00	150.00	150.00	151.00	150.00	144.00
PAKISTAN STUDIES BOOK BA/B.SC	EACH	150.00	150.00	150.00	150.00	150.00	150.00	150.00
DAILY "DAWN"	P/COPY	22.00	22.00	22.00	22.00	22.00	22.00	22.00
DAILY "JANG"	P/COPY	20.00	20.00	20.00	20.00	20.00	20.00	20.00
DAILY "NAWA-E-WAQT"	P/COPY	20.00	20.00	20.00	20.00	20.00	20.00	20.00
WEEKLY "AKHBAR-E-JAHAN"	P/COPY	60.00	60.00	60.00	60.00	60.00	60.00	60.00
WEEKLY "MAG"	P/COPY	50.00	50.00	50.00	50.00	50.00	50.00	50.00
MONTHLY "NAUNEHAL DIGEST"	P/COPY	35.00	35.00	35.00	35.00	35.00	35.00	35.00
PAPER FOOLSCAPE (27"x17")	QUIRE	60.00	60.00	60.00	60.00	60.00	50.00	50.00
EXERCISE.BOOK LINED 80/100 PGS	EACH	74.50	85.00	77.50	62.50	30.00	50.00	50.00
PENCILGOLDFISH/DEER	EACH	10.00	10.00	8.00	10.00	8.00	7.50	10.00
PEN INK DOLLOR 57 ML BOTTLE	EACH	30.00	30.00	27.50	27.50	30.00	25.00	25.00
PHOTOSTATE PAPER 70 GM	PRT	575.00	577.50	555.00	535.00	500.00	478.75	460.00
BALL PEN (local)	EACH	10.00	10.00	10.00	10.00	8.00	9.00	10.00
FOUNTAIN PEN HERO/WINGS/CHINA	EACH	65.00	65.00	55.00	65.00	60.00	60.00	70.00
PRIVATE SCHOOL FEE ENGLISH MEDIUM AVERAGE STANDARD (CLASS I)	P/MONTH	3960.83	4009.38	1387.50	2255.00	2520.00	2805.00	1800.00

Contd.

### 7.11 Intercity Consumer Prices January, 2019

Description	Unit	Rawalpindi	Islamabad	Attock	Jehlum	Lahore	Sahiwal	Gujranwala
PRIVATE SCHOOL FEE ENGLISH MEDIUM AVERAGE STANDARD (CLASS V)	P/MONTH	4006.67	4009.38	1500.00	2255.00	2648.57	2835.00	2000.00
PRIVATE SCHOOL FEE ENGLISH MEDIUM AVERAGE STANDARD (CLASS VI)	P/MONTH	4102.50	4653.13	1575.00	2300.00	2662.86	2860.00	2200.00
PRIVATE SCHOOL FEE ENGLISH MEDIUM AVERAGE STANDARD (CLASS X)	P/MONTH	4315.00	4784.38	2025.00	2470.00	3337.86	3052.50	2700.00
PRIVATE MEDICLE COLLEGE FEE MBBS (IST YEAR)	P/MONTH	64921.00	64921.00	64921.00	0.00	66667.00	0.00	0.00
PRIVATE ENGINEERING COLLEGE FEE (ISTR YEAR)	P/MONTH	18541.50	18541.50	18541.50	0.00	19500.00	0.00	0.00
GOVT. COLLEGE FEE IST. YEAR	MONTH	50.00	195.00	50.00	50.00	50.00	50.00	50.00
GOVT. COLLEGE FEE 4TH. YEAR	MONTH	60.00	225.00	60.00	60.00	70.00	60.00	60.00
GOVT. UNIVERSITY FEE MSC.	MONTH	77.50	1000.00	80.00	80.00	150.00	500.00	80.00
GOVT. MED. COLLEGE FEE MBBS	MONTH	1250.00	1250.00	1250.00	0.00	1638.00	1250.00	0.00
GOVT. ENGG. COLL. FEE I YEAR	MONTH	5000.00	5000.00	5000.00	0.00	5000.00	0.00	0.00
COACHING FEE FOR CLASS IX/X	P/MONTH	2750.00	2987.50	1700.00	950.00	2033.33	1400.00	800.00
COACHING CHARGES FOR CLASS IST YEAR/INTER (SCIENCE)	P/MONTH	3250.00	3450.00	2450.00	3500.00	3066.67	2300.00	1500.00
COACHING CHARGES FOR CLASS IST YEAR/INTER (COMMERCE)	P/MONTH	2691.67	3062.50	2100.00	3500.00	2792.86	600.00	1500.00
I.T. TUITION FEES	P/MONTH	2308.25	2308.25	1550.00	4018.75	7500.00	1300.00	4500.00
MBA TUITION FEES	P/MONTH	16233.25	16233.25	7667.00	4500.00	19000.00	0.00	7000.00
BREAD TANDOORI ST. SIZE	EACH	9.00	9.00	7.50	7.00	6.00	5.50	6.00
COOKED MUTTON (AV. HOTEL)	PLATE	285.00	267.50	270.00	295.00	201.67	0.00	150.00
COOKED BEEF (AV. HOTEL)	PLATE	118.33	128.13	95.00	150.00	115.00	100.00	125.00
COOKED DAL (AV. HOTEL)	PLATE	75.83	85.00	72.50	60.00	68.33	60.00	50.00
CHICKEN BIRYANI FULL/DOUBLE	PLATE	136.67	140.00	185.00	120.00	132.50	160.00	130.00
TEA PREPARED (ORDINARY)	CUP	25.00	25.31	27.50	22.50	22.50	20.00	20.00
HAIRCUT CHARGES FOR MEN	P/CUT	106.25	150.63	135.00	75.00	137.50	100.00	60.00
BEAUTY PORL HAIR STYL CHARGE	P/STY.	391.67	475.00	375.00	525.00	450.00	275.00	350.00
SHAVING CHARGES	PER SHV	73.33	85.00	75.00	50.00	55.83	40.00	40.00
LIPSTICK S.MISS/MEDORA	EACH	130.00	130.00	120.00	130.00	130.00	130.00	130.00
NAIL POLISH S.MISS/MEDORA	EACH	135.00	135.00	135.00	135.00	135.00	95.00	70.00
PERFUME MED.SIZE MEDORA/BROACH	EACH	230.00	230.00	230.00	230.00	220.00	250.00	130.00
HAIR-OIL AMLA/CHAMBELI	BOTTLE	120.00	120.00	120.00	120.00	130.00	155.00	140.00
TOILET SOAP LUX 95 GRAMS	EACH	40.00	40.00	40.00	40.00	43.18	50.00	44.78
TOILET SOAP LIFEBOUY 140 GRM	EACH	42.00	42.00	42.00	42.00	50.00	50.00	48.70
TOILET SOAP SAFEGUARD BATH SIZE	EACH	65.00	65.00	65.00	65.00	55.00	65.00	53.00
TOOTHPASTE MACKLINES 70 GRM	EACH	50.00	50.00	50.00	50.00	50.00	50.00	50.00
TOOTHPAST MED SIZE CLGATE 70 GMS	EACH	85.00	85.00	80.00	80.00	70.00	74.66	70.00
TOOTHBRUSH SHEILD APLAUQUE	EACH	45.00	45.00	30.00	45.00	40.00	60.00	50.00
TOOTHPOWDER DENTONIC 90 GRM	EACH	45.00	70.00	45.00	45.00	35.00	40.50	45.00
HAIR-COLOUR BEGIN (6 GMS)	EACH	130.00	130.00	130.00	130.00	120.00	130.00	120.00
HAIR COLOUR (KALAKOLA)	BOTTLE	130.00	130.00	130.00	130.00	140.00	130.00	140.00
FACECREAM PONDS (MEDIUM)	EACH	130.00	130.00	130.00	130.00	120.00	130.00	130.00
TALC POWDER VICE ROAY,B.CAT	EACH	175.00	175.00	175.00	175.00	170.00	165.00	165.00
BLADE TREET ORDINARY 10'S	PKT.	45.00	45.00	45.00	45.00	40.00	35.00	40.00
BLADE 7-O-CLOCK STAIN. 5'S	PKT.	40.00	40.00	40.00	40.00	40.00	35.00	35.00
SHAMPOO SUNSILK/PAINTIN 100 ML	BOTTLE	110.00	110.00	110.00	110.00	100.00	99.00	110.00
BEAUTY CREAM (FAIR & LOVELY)	EACH	85.00	85.00	85.00	85.00	140.00	230.00	230.00
HAIR REMOVING CREAM (EU-CREAM)	TUBE	70.00	70.00	70.00	70.00	70.00	70.00	70.00
GEL MEDIUM SIZE	BOTTLE	148.75	155.00	145.00	185.00	75.00	140.00	80.00
DISPOSABLE RAZOR GILLET-II	EACH	50.00	50.00	45.00	50.00	45.00	50.00	45.00
SHAVING CREAM TOUCH-ME/ADM.	EACH	80.00	80.00	80.00	80.00	80.00	70.00	80.00
GOLD TEZABI 24 CT	10 GM.	58100.00	58100.00	56327.00	56670.00	57700.00	56241.00	57747.00
SILVER TEZABI 24 CT	10 GM.	765.00	765.00	785.00	765.00	760.00	729.00	771.60
ARTIFICIAL JEWELLARY SET	SET	1283.33	1325.00	850.00	825.00	1283.33	750.00	800.00
WRIST WATCH GENTS CITIZEN (ORIGINAL) ***	EACH	7558.33	7750.00	7600.00	6750.00	9250.00	10000.00	2500.00
WRIST WATCH LADIES CITIZEN (ORIGINAL) ***	EACH	7558.33	7750.00	7600.00	6750.00	10250.00	4500.00	2500.00
WALL CLOCK QUARTZ AV.QLTY	EACH	625.00	625.00	625.00	375.00	958.33	1050.00	500.00
SUITCASE REXIN (24"x16"x6")	EACH	2658.33	2650.00	2300.00	1325.00	1183.33	2000.00	1250.00
TRUNK MEDIUM SIZE ***	EACH	2750.00	2700.00	2700.00	2100.00	2333.33	2000.00	1500.00
PURSE LADIES (LEATHER) AVERAGE QUALITY	EACH	733.33	800.00	575.00	437.50	1400.00	1400.00	750.00

### 7.11 Intercity Consumer Prices January, 2019

Description	Unit	Wazirabad	Sialkot	Faisalabad	Jhang	Multan	Muzaffargarh	D.G. Khan
WHEAT	10 KG.	355.00	362.50	337.00	325.00	330.00	330.00	325.00
WHEAT FLOUR FINE/SUPERIOR.	KG.	40.00	50.00	42.00	40.00	40.00	37.50	38.00
WHEAT FLOUR AVG. QLTY	KG.	38.00	40.00	39.00	40.00	37.83	36.50	36.50
WHEAT FLOUR BAG	10 KG.	375.00	390.00	400.00	375.00	378.33	365.00	362.50
MAIDA	KG.	50.00	50.00	47.50	44.00	45.50	47.00	48.00
SUJI	KG.	50.00	60.00	50.00	45.00	49.00	49.00	48.00
BESAN AV. QLTY.	KG.	120.00	120.00	120.00	120.00	129.17	130.00	120.00
RICE BASMATI SUP. QLTY.	KG.	110.00	107.50	155.00	150.00	137.50	137.50	137.50
RICE BASMATI 385/386	KG.	55.00	70.00	85.00	80.00	87.50	87.50	100.00
RICE BASMATI BROKEN AV.QLTY	KG.	60.00	65.00	95.00	90.00	87.50	80.00	80.00
RICE IRRI-6 (SINDH/PUNJAB)	KG.	60.00	47.50	62.50	50.00	50.00	50.00	50.00
VERMICELLI	KG.	90.00	85.00	110.00	70.00	80.00	77.50	80.00
BREAD PLAIN MEDIUM SIZE	EACH	45.00	40.00	45.00	45.00	45.00	45.00	50.00
RUSK (PAPAY)	KG.	160.00	170.00	200.00	180.00	245.00	210.00	220.00
BISCUITS-PACKED	PKT	35.00	35.00	40.00	35.00	40.00	40.00	40.00
BISCUIT-BAKERY (LOOSE)	250 GM	100.00	100.00	85.00	70.00	102.50	75.00	80.00
CORNFLAKS FAUJI 225 GM.	PKT	216.00	180.00	260.00	200.00	180.00	180.00	189.00
SAMOSAS (VEGETABLE)	EACH	15.00	15.00	22.50	20.00	14.67	13.50	11.00
PASTRY AV.QLTY.	EACH	30.00	30.00	27.50	35.00	40.00	22.50	30.00
PATTIES (VEGETABLES)	EACH	20.00	25.00	25.00	25.00	29.17	25.00	20.00
NIMCO	250 GM	50.00	50.00	70.00	100.00	72.50	75.00	70.00
CHIPS	250 GM	60.00	65.00	66.25	100.00	83.33	82.50	65.00
BEEF WITH BONE AV.QLTY.	KG	380.00	450.00	375.00	350.00	390.00	345.00	400.00
MUTTON AV.QLTY.	KG	800.00	900.00	850.00	750.00	825.00	675.00	900.00
CHICKEN FARM BROILER (LIVE)	KG	114.00	118.00	116.00	120.00	137.50	137.50	130.00
FISH-RAHU MEDIUM SIZE	KG	300.00	300.00	325.00	330.00	275.00	260.00	260.00
MILK FRESH (UNBOILED)	LTR.	90.00	80.00	90.00	70.00	80.83	70.00	70.00
CURD	KG.	100.00	90.00	97.50	80.00	97.50	87.50	90.00
MILK TETRA PACK 1/2 LTR.	PKT.	60.00	60.00	60.00	70.00	60.00	60.00	60.00
LACTOGEN 400 GRAMS	PKT.	470.00	500.00	500.00	475.00	500.00	500.00	500.00
POWDER MILK NIDO 400GM.	PKT	410.25	410.20	405.00	400.00	410.25	410.25	390.00
MILK POWDER LOOSE/PACKED	KG.	360.00	460.00	525.00	400.00	400.00	400.00	640.00
BUTTER LOCAL PACKED	50 GM.	35.00	25.00	28.00	30.00	27.00	27.00	30.00
EGGS FARM	DOZ	115.00	115.00	115.00	110.00	110.00	112.50	120.00
MUSTARD OIL AV.QLTY.	KG.	170.00	160.00	215.00	180.00	181.67	180.00	170.00
COOKING OIL (DALDA)	2.5LTR	510.00	520.00	535.00	470.00	520.00	520.00	520.00
COOKING OIL (PAKWAN) OTHER BRAND SPECIFY	2.5 LTR	420.00	483.00	460.00	441.70	465.00	425.00	520.00
VEGETABLE GHEE TIN	2.5KG.	495.00	495.00	495.00	495.00	495.00	495.00	495.00
VEGETABLE GHEE (LOOSE)	KG.	145.00	155.00	150.00	190.00	160.00	160.00	160.00
DATES AV.QLTY.	KG.	200.00	160.00	135.00	150.00	175.00	190.00	160.00
PISTACHIO AV.QLTY.	50 GM.	160.00	135.00	130.00	160.00	160.00	160.00	150.00
ALMONDS WHOLE AV.QLTY.	KG.	550.00	600.00	725.00	600.00	636.67	625.00	550.00
COCONUT DRY AV.QLTY.	KG.	380.00	400.00	460.00	400.00	431.67	445.00	400.00
RAISINS AV.QLTY.	50 GM.	30.00	20.00	30.00	30.00	25.83	25.00	20.00
GROUNDNUTS (WITH SHELL)	KG.	230.00	300.00	240.00	200.00	230.00	230.00	210.00
MALTA/MOSAMBI	DOZ	120.00	150.00	110.00	120.00	120.00	125.00	45.00
KINNU	DOZ	80.00	100.00	95.00	0.00	153.33	125.00	60.00
APPLE	KG	130.00	120.00	130.00	120.00	155.00	155.00	120.00
ALOO BUKHARA	KG	0.00	0.00	0.00	0.00	0.00	0.00	0.00
POMEGRANATE (ANNAR)	KG	140.00	200.00	150.00	200.00	200.00	175.00	190.00
GRAPES	KG	0.00	0.00	0.00	0.00	0.00	0.00	0.00
BANANAS	DOZ	70.00	65.00	55.00	60.00	78.75	75.00	65.00
MANGO KALMI	KG	0.00	0.00	0.00	0.00	0.00	0.00	0.00
GUAVA	KG	60.00	50.00	77.50	80.00	78.33	75.00	55.00
WATERMELON (TURBOOZ)	KG	0.00	0.00	0.00	0.00	0.00	0.00	0.00
MUSKMELON (KHARBOOZA)	KG	0.00	0.00	0.00	0.00	0.00	0.00	0.00
SWEETMELON (GARMA)	KG	0.00	0.00	0.00	0.00	0.00	0.00	0.00
PULSE MASOOR (WHOLE)	KG.	120.00	140.00	120.00	90.00	98.33	95.00	100.00
PULSE MASOOR (WASHED)	KG.	130.00	150.00	135.00	110.00	108.33	110.00	100.00
PULSE MOONG (WASHED)	KG.	110.00	120.00	135.00	120.00	117.50	120.00	110.00
PULSE MASH (WASHED)	KG.	160.00	160.00	160.00	140.00	150.00	145.00	140.00

Contd.

### 7.11 Intercity Consumer Prices January, 2019

Description	Unit	Wazirabad	Sialkot	Faisalabad	Jhang	Multan	Muzaffargarh	D.G. Khan
PULSE GRAM	KG.	117.50	120.00	125.00	120.00	120.00	120.00	120.00
GRAM WHOLE BLACK AV.QLTY.	KG.	110.00	110.00	130.00	110.00	116.67	110.00	110.00
GRAM WHOLE YELLOW AV.QLTY	KG.	140.00	150.00	150.00	130.00	150.00	160.00	150.00
BEANS (LAL LOBIA)	KG.	160.00	240.00	160.00	150.00	161.67	155.00	160.00
POTATOES	KG	20.00	20.00	23.75	25.00	19.17	17.50	20.00
ONION	KG	30.00	30.00	28.75	25.00	27.50	27.50	20.00
TURNIP	KG	20.00	25.00	22.50	20.00	20.50	22.50	20.00
RADISH	KG	20.00	20.00	12.50	15.00	20.00	22.50	20.00
TOMATOES	KG	60.00	40.00	47.50	40.00	37.50	37.50	40.00
CABBAGE	KG	25.00	30.00	20.00	40.00	29.17	22.50	20.00
CAULIFLOWER	KG	27.50	30.00	28.75	30.00	27.50	27.50	30.00
BRINJAL	KG	40.00	50.00	50.00	40.00	35.00	27.50	40.00
PUMPKIN	KG	0.00	0.00	0.00	0.00	0.00	0.00	0.00
BOTTLEGOURD	KG	0.00	0.00	0.00	0.00	0.00	0.00	0.00
LADY FINGER	KG	0.00	0.00	0.00	0.00	0.00	0.00	0.00
PEAS	KG	35.00	30.00	30.00	40.00	31.50	32.50	40.00
SPINACH	KG	20.00	30.00	15.00	20.00	20.83	20.00	20.00
TINDA	KG	0.00	0.00	0.00	0.00	0.00	0.00	0.00
TURAI	KG	0.00	0.00	0.00	0.00	0.00	0.00	0.00
KARAILA	KG	0.00	0.00	0.00	0.00	0.00	0.00	0.00
ARVI	KG	0.00	0.00	0.00	0.00	0.00	0.00	0.00
CHILLIES GREEN	KG	70.00	100.00	60.00	60.00	56.67	55.00	60.00
CARROT	KG	22.50	30.00	25.00	15.00	20.00	17.50	20.00
COCUMBER (KHEERA)	KG	60.00	70.00	40.00	50.00	45.83	45.00	50.00
LEMON	250GM	20.00	20.00	16.25	15.00	25.00	22.50	30.00
SUGAR REFINED	KG.	60.00	60.00	59.50	58.00	60.00	60.00	58.00
GUR AV.QLTY	KG.	90.00	80.00	76.25	80.00	77.50	72.50	70.00
HONEY LANGANESE 500 GM.	BOTTLE	840.00	1095.00	1310.00	1070.00	1200.00	1200.00	1250.00
MILO 200 GM.	BOTTLE	243.33	295.00	345.00	254.00	250.00	250.00	300.00
CUSTARD POWDER RAFHAN 300 GM.	PKT	80.00	80.00	90.00	80.00	80.00	80.00	85.00
TOFFEE (HILAL)	EACH	1.00	1.00	2.00	2.00	2.00	2.00	1.00
CHOWKELATE CANDY (SMALL SIZE)	EACH	5.00	5.00	5.00	5.00	5.00	5.00	5.00
SWEETMEAT (MIXED)	KG	300.00	300.00	375.00	300.00	313.33	290.00	300.00
ICE CREAM WALLS	CUP.	40.00	45.00	45.00	45.00	50.00	50.00	50.00
ICE	KG	10.00	10.00	20.00	3.00	4.00	4.00	6.00
JAM AHMED/MITCHELLES	BOTTLE	140.00	150.00	145.00	130.00	140.00	140.00	150.00
SQUASH-MITCHELLES	BOTTLE	175.00	185.00	150.00	180.00	185.00	185.00	160.00
ROOH AFZA	BOTTLE	190.00	190.00	190.00	190.00	190.00	190.00	190.00
JAM-E-SHIREEN	BOTTLE	200.00	200.00	200.00	190.00	200.00	200.00	200.00
SAUNF	50 GM	20.00	20.00	20.00	20.00	18.33	19.00	12.00
CINAMON LOOSE AV. QLTY	50 GM.	25.00	20.00	30.00	30.00	26.33	27.50	25.00
CUMINSEED WHITE NATIONAL	50 GM.	52.00	54.00	70.00	75.00	70.00	70.00	70.00
PEPPER BLACK NATIONAL	50 GM.	110.00	110.00	110.00	110.00	110.00	110.00	110.00
CLOVES LOOSE AV.QLTY	50 GM.	100.00	90.00	120.00	70.00	83.33	82.50	70.00
CARDAMOM LARGE LOOSE AV.QLTY	50 GM.	100.00	160.00	210.00	90.00	103.33	115.00	80.00
CARDAMOM SMALL AV.QLTY	50 GM.	150.00	140.00	160.00	170.00	161.67	155.00	150.00
SALT-POWDERED (LAHORI) LOOSE	KG.	10.00	15.00	10.00	10.00	10.00	10.00	10.00
SALT POWDERED (NATIONAL/SHAN)	PKT	30.00	28.75	30.00	30.00	30.00	30.00	30.00
CHILLIES POWD.NATIONAL 200GM	PKT	120.00	130.00	150.00	120.00	150.00	150.00	150.00
CHILLIES POWDER LOOS	KG.	380.00	320.00	380.00	350.00	276.67	285.00	280.00
CORRIANDER SEED POWD.NATIONAL	PKT	105.00	110.00	104.00	135.00	130.00	130.00	0.00
CORRIANDER SEED (LOOSE)	KG.	220.00	300.00	275.00	240.00	226.67	220.00	240.00
TURMERIC POWD.NATIONAL 50GM	PKT.	35.00	41.00	40.00	40.00	40.00	40.00	38.00
CURRY POWD. NATIONAL 200 GM	PKT.	87.00	90.00	87.00	100.00	87.00	87.00	0.00
TOMATO KETCHUP AHMED/MITCHL	BOTTLE	100.00	95.00	100.00	90.00	100.00	100.00	90.00
PICKLES AHMED/MITCHELLES	BOTTLE	100.00	120.00	140.00	120.00	118.33	120.00	140.00
VINEGAR SYNTHETIC (SIRKA)	BOTTLE	100.00	80.00	95.00	80.00	85.00	85.00	80.00
GARLIC	KG	150.00	180.00	150.00	180.00	158.33	160.00	120.00
GINGER	KG	180.00	180.00	160.00	200.00	156.67	160.00	200.00
TAPAL DANEDAR TEA 200GM PACKET	PKT	200.00	200.00	195.00	200.00	200.00	200.00	194.73
TEA LIPTON YELLOW LABEL 200GM.	PKT.	221.05	221.05	221.05	221.00	221.05	221.05	221.00

Contd.

### 7.11 Intercity Consumer Prices January, 2019

Description	Unit	Wazirabad	Sialkot	Faisalabad	Jhang	Multan	Muzaffargarh	D.G. Khan
TEA LOOSE KENYA AV.QLTY 250GM.	PKT.	180.00	120.00	180.00	190.00	175.00	175.00	120.00
COFFEE-NESCAFE 75 GM. **	BOTTLE	380.00	350.00	420.00	345.00	400.00	400.00	360.00
COLD DRINK (STANDARD SIZ)	BOTTLE	25.00	25.00	25.00	25.00	20.00	20.00	30.00
FRUIT JUICE TETRA PACK	PKT.	20.00	15.00	22.50	20.00	20.00	20.00	15.00
MINERAL WATER NESTLE 1.5 LTR	BOTTLE	50.00	50.00	50.00	50.00	55.00	55.00	55.00
CIGARETTES K-2 10'S **	PKT	60.00	60.00	60.00	60.00	50.00	50.00	65.00
CIGARETTES CAPSTAN 10'S **	PKT	60.00	60.00	60.00	60.00	60.00	60.00	60.00
CIGARETTES GOLD LEAF 20'S	PKT	150.00	150.00	155.00	150.00	150.00	150.00	150.00
CIGARETTES MORVEN GOLD 20'S	PKT	60.00	60.00	60.00	60.00	60.00	60.00	60.00
BETEL LEAVES	50GM.	110.00	115.00	60.00	120.00	75.00	75.00	110.00
BETEL NUTS	KG.	900.00	700.00	700.00	1100.00	625.00	625.00	1300.00
LONG CLOTH 57" GUL AHMED/AL-KARAM	METER	170.00	250.00	275.00	375.00	285.00	275.00	325.00
SHIRTING AV.QLTY.	METER	150.00	175.00	127.50	550.00	240.00	240.00	225.00
PANT CLOTH W & WEAR AV.QLTY	METER	312.50	300.00	531.25	700.00	365.00	345.00	350.00
LAWN PRINTED GUL AHMED/AL-KARAM	METER	197.50	177.50	280.00	450.00	380.00	360.00	362.50
GEORGETTE AV.QLTY	METER	150.00	130.00	160.00	300.00	108.00	125.00	125.00
LINEN AV.QLTY ***	METER	110.00	140.00	145.00	300.00	250.00	245.00	137.50
HEAVY WT SUITING LAWERNCPUR AVG QLTY	METER	1050.00	2000.00	1450.00	2500.00	1850.00	1800.00	1900.00
HEAVY WT SUITING LAWERNCPUR SUP QLTY	METER	2350.00	2500.00	1700.00	2800.00	3100.00	2300.00	1950.00
TROPICAL SUITING LAW.PUR	METER	925.00	1600.00	1400.00	2800.00	1200.00	1200.00	1300.00
PANT BOY 24"/26" LENGTH.	EACH	700.00	437.50	662.50	800.00	475.00	425.00	550.00
SHIRT BOY 24"/26" LENGTH	EACH	425.00	350.00	437.50	900.00	375.00	375.00	500.00
SCHOOL UNI. PANT,SHIRT BOYS	SUIT	1200.00	675.00	700.00	1060.00	610.00	565.00	650.00
SCHOOL UNI. KAMEEZ,SHAL.BOYS	SUIT	1200.00	675.00	700.00	1000.00	538.33	725.00	750.00
SCHOOL UNI. KAMEEZ,SHAL.GIRL	SUIT	1000.00	675.00	800.00	1100.00	532.50	725.00	850.00
FROCK W/WEAR GIRLS	EACH	900.00	700.00	775.00	2800.00	1933.33	2150.00	1100.00
AWAMI-SUIT W & W(BOY) 24"/26	SUIT	1050.00	1450.00	600.00	2000.00	815.00	875.00	1100.00
AWAMI-SUIT W&W (GENTS)AV.QLTY	SUIT	1050.00	1250.00	875.00	2200.00	1185.00	1475.00	1600.00
PULLOVER GENTS OXFORD/BON.	EACH	3050.00	4000.00	3500.00	4000.00	3990.00	3990.00	3600.00
PULLOVER LADIES OXFORD/BON.	EACH	2850.00	4000.00	3750.00	3700.00	3250.00	2990.00	3600.00
PULLOVER (GENTS) OTHERS A.QTY	EACH	600.00	800.00	850.00	1400.00	1200.00	1050.00	750.00
SECOND-HAND COAT FOR MEN	EACH	500.00	600.00	600.00	600.00	475.00	375.00	275.00
SECONDHAND SWEETER FOR MEN DUP QLTY	EACH	525.00	450.00	375.00	300.00	275.00	225.00	75.00
SECONDHAND WINTER JACKET	EACH	600.00	450.00	650.00	600.00	375.00	325.00	275.00
UNDERWEAR AV.QLTY MEDIUM SIZE	EACH	150.00	100.00	90.00	250.00	165.00	165.00	150.00
VEST FOR MEN AV.QLTY.	EACH	105.00	100.00	122.50	190.00	151.67	155.00	110.00
VEST/SHAMEEZ (WOMEN) AVG. QLTY	EACH	150.00	150.00	150.00	400.00	158.00	145.00	155.00
SOCKS NYLON (PAKISTANI)	PAIR	90.00	65.00	70.00	130.00	96.67	95.00	110.00
BRASSIER AV.QLTY.	EACH	127.50	200.00	275.00	550.00	149.17	110.00	160.00
BRASSIER SUP QLTY	EACH	400.00	475.00	425.00	950.00	336.67	235.00	350.00
DOPATTA GEORGETTE AV.QLTY.	EACH	250.00	400.00	231.25	600.00	226.67	275.00	325.00
DOPATTA COTTON AV GLTY	EACH	200.00	300.00	183.75	350.00	210.00	250.00	275.00
CHADDAR (W/WEAR) (2x2.5 MTR)	EACH	312.50	500.00	450.00	700.00	375.00	475.00	450.00
LUNG/DHOTI(COTTON) AVG. QLTY	EACH	250.00	350.00	300.00	400.00	245.00	290.00	375.00
HANDKERCHIEF AVG. QLTY PAK	EACH	60.00	35.00	45.00	60.00	49.17	55.00	60.00
HANDKERCHIEF SUP. QLTY PAK	EACH	100.00	50.00	55.00	70.00	69.17	72.50	87.50
GLOVES AV QLTY	PAIR	100.00	200.00	125.00	200.00	105.00	110.00	185.00
AZARBAND COTTON AVG. QLTY	EACH	25.00	20.00	17.50	20.00	15.00	15.00	20.00
SEWING THREAD/REEL(ASLI PARI)	EACH	6.00	5.00	5.50	7.00	8.00	10.00	6.00
WASHING CHARGES PAINT & SHIRT	SUIT	150.00	150.00	125.00	120.00	148.00	170.00	100.00
DRY CLEANING SUIT COAT PANT	SUIT	450.00	400.00	475.00	400.00	475.00	500.00	350.00
WASHING CH. (KAMIZ-SHALWAR)	PAIR	120.00	100.00	110.00	90.00	101.00	110.00	80.00
TAILORING SHIRT	EACH	500.00	500.00	450.00	500.00	475.00	400.00	400.00
TAILORING CHARGES PANT (MEN)	EACH	600.00	625.00	1000.00	700.00	616.67	525.00	900.00
TAILORING COAT-PANT SUIT	SUIT	3200.00	3250.00	5500.00	4500.00	4583.33	3450.00	4500.00
TAILORING AWAMI-SUIT (MALE)	SUIT	700.00	600.00	900.00	600.00	708.33	575.00	600.00
TAILORING SUIT FEMALE	SUIT	650.00	500.00	550.00	600.00	500.00	400.00	500.00
GENTS SHOES PAUL BATA	PAIR	1199.00	1199.00	1199.00	1199.00	1199.00	1199.00	1199.00
GENTS SANDAL BATA	PAIR	699.00	699.00	699.00	699.00	699.00	699.00	699.00
GENTS SPOUNG CHAPPAL BATA	PAIR	199.00	199.00	199.00	199.00	199.00	199.00	199.00
LADIES SANDAL BATA	PAIR	599.00	599.00	599.00	599.00	599.00	599.00	599.00

Contd.

### 7.11 Intercity Consumer Prices January, 2019

Description	Unit	Wazirabad	Sialkot	Faisalabad	Jhang	Multan	Muzaffargarh	D.G. Khan
LADIES SPOUNG CHAPPAL BATA	PAIR	199.00	199.00	199.00	199.00	199.00	199.00	199.00
CHILD SHOE POWER LITE BATA	PAIR	699.00	699.00	699.00	699.00	699.00	699.00	699.00
GENTS SHOE, ART 1109 SERVICE	PAIR	999.00	999.00	999.00	999.00	999.00	999.00	999.00
NYLON JOGGER 27 SIZE 2-5 ***	PAIR	1399.00	1399.00	1399.00	1399.00	1399.00	1399.00	0.00
CHINA FOOT WEAR AV. QLTY (MALE) *	PAIR	700.00	475.00	525.00	1100.00	516.67	525.00	450.00
CHINA FOOT WEAR AV. QLTY (FEMALE) *	PAIR	550.00	325.00	325.00	1000.00	325.00	325.00	325.00
CHINA FOOT WEAR AV. QLTY (CHILDREN) *	PAIR	500.00	325.00	275.00	500.00	275.00	225.00	275.00
SHOE REPAIR HALF SOLE	PAIR	150.00	80.00	175.00	125.00	126.67	72.50	75.00
SHOES POLISH CHARGES AVERAGE SHOP	PAIR	20.00	20.00	20.00	30.00	18.33	17.50	20.00
HOUSE RENT (combined)	MONTH	4085.00	7479.00	8004.00	4972.00	7626.00	5621.00	4676.00
rent 2	pm	4085.00	7479.00	8004.00	4972.00	7626.00	5621.00	4675.00
RENT3	PM	4085.00	7479.00	8004.00	4972.00	7626.00	5621.00	4676.00
RENT4	PM	4085.00	7479.00	8004.00	4972.00	7626.00	5621.00	4676.00
RENT5	PM	4085.00	7479.00	8004.00	4972.00	7626.00	5621.00	4676.00
RENT6	PM	4085.00	7479.00	8004.00	4972.00	7626.00	5621.00	4676.00
SYNTHETIC ENEMAL ROBIALAC BALTI 3.64 LTR.	EACH	2198.00	2093.00	2325.00	2300.00	2840.00	2840.00	2840.00
SYNTHETIC ENEMAL ICI BALTI 3.64 LTR.	EACH	2138.00	2080.00	2325.00	2500.00	2778.00	2778.00	2780.00
CEMENT (LOCAL) SPECIFY BRAND NAME	BAG	600.00	600.00	605.00	610.00	595.00	595.00	600.00
BRICKS (NEW) IST CLASS	P/1000	10000.00	10000.00	8500.00	8000.00	7900.00	7000.00	6000.00
CEMENT BLOCKS (6"x8"x12")	P/100	0.00	0.00	0.00	6000.00	0.00	0.00	0.00
BAJREE	100CFT	5600.00	6500.00	5850.00	4200.00	5075.00	3800.00	2600.00
SAND (BLACK PIT SAND)	K100CFT	2400.00	2500.00	2000.00	2000.00	2000.00	1800.00	1800.00
TIMBER SHESHAM LOG IST QUALITY	cubmt.	52111.00	67000.00	63558.00	55000.00	91607.50	86600.00	70620.00
IRON BAR (M.S. BAR) 1/2"	P/TON	98000.00	92000.00	97500.00	90000.00	97000.00	95000.00	93000.00
CARPANTER WAGE RATE	P/DAY	1200.00	1000.00	800.00	1000.00	1100.00	1000.00	1050.00
MASON (RAJ) WAGE RATE	P/DAY	1200.00	1200.00	1200.00	1000.00	1100.00	950.00	1050.00
UNSKILLED LABOUR WAGE RATE	P/DAY	700.00	800.00	700.00	600.00	600.00	525.00	600.00
PLUMBER WAGE RSTE	P/DAY	1000.00	1000.00	800.00	1000.00	1100.00	1050.00	1050.00
ELECTICIAN WAGE RATE PER DAY **	P/DAY	800.00	0.00	0.00	1000.00	0.00	0.00	0.00
ELECTICIAN WAGE RATE PER POINT **	P/PNT	150.00	140.00	130.00	150.00	100.00	90.00	85.00
WATER CHARGES PER HOUSE	P/MONTH	70.00	100.00	128.75	70.00	100.00	0.00	75.00
ELECT.CHARGES UPTO 50 UNITS	P/UNIT	2.00	2.00	2.00	2.00	2.00	2.00	2.00
ELECT.CHARGES 01 - 100 UNIT	P/UNIT	6.22	6.22	6.22	6.22	6.22	6.22	6.22
ELECT.CHARGES 101 - 300 UNIT	P/UNIT	9.59	9.59	9.59	9.59	9.59	9.59	9.59
ELECT.CHARGES 301 - 1000 UNIT	P/UNIT	18.03	18.03	18.03	18.03	18.03	18.03	18.03
ELECT.CHARGES ABOVE 1000 UNIT	P/UNIT	21.13	21.13	21.13	21.13	21.13	21.13	21.13
ELEC	PM	11.39	11.39	11.39	11.39	11.39	11.39	11.39
GAS CHRg upto 3.3719 MMBTU	MMBTU	145.08	145.08	145.08	145.08	145.08	145.08	145.08
GAS CHRg 3.3719 - 6.7438 MMBTU	MMBTU	308.88	308.88	308.88	308.88	308.88	308.88	308.88
GAS CHRg 6.7438 - 10.1157 MMBTU	MMBTU	321.75	321.75	321.75	321.75	321.75	321.75	321.75
GAS CHRg10.1157 - 13.4876 MMBTU	MMBTU	1310.40	1310.40	1310.40	1310.40	1310.40	1310.40	1310.40
GAS	PM	1708.20	1708.20	1708.20	1708.20	1708.20	1708.20	1708.20
GAS	PM	758.86	758.86	758.86	758.86	758.86	758.86	758.86
KEROSENE OIL	LTR	122.00	127.00	122.50	115.00	117.50	117.50	120.00
FIREWOOD WHOLE	40 KG.	750.00	700.00	600.00	600.00	700.00	655.00	500.00
CHAIR SHESHAM WOOD WITH ARMS **	EACH	3500.00	2700.00	2750.00	2500.00	2350.00	1900.00	2100.00
CHAIR PLASTIC (CHAIRMAN) AVERAGE QUALITY	EACH	800.00	600.00	850.00	900.00	675.00	650.00	575.00
TABLE SHESHAM WOOD (4X2X5") ***	EACH	10000.00	7000.00	5000.00	5000.00	5200.00	5000.00	3250.00
SOFASET WOODEN WITH FOAM SEAT **	SET	26000.00	13500.00	19000.00	20000.00	16375.00	13500.00	17000.00
COT IRON (WITH NIWAR)AV.QLTY.	EACH	2500.00	2000.00	2750.00	2300.00	2062.50	1850.00	1900.00
ALMIRAH (STEEL) 6'X3' 20 GUAGE	EACH	9000.00	9000.00	13000.00	9000.00	7850.00	7750.00	9750.00
DINNING TABLE 6 CHAIRS A.QLTY	SET	24000.00	27500.00	22500.00	35000.00	19700.00	19000.00	24500.00
SINGLE BED WITHOUT FOAM MED.	EACH	9000.00	8000.00	11000.00	12000.00	6125.00	4900.00	5250.00
MATRESS SINGLE(4"THICK)	EACH	6600.00	4000.00	5500.00	6500.00	6900.00	6900.00	6900.00
FARSHI DARI 12'X9' AV.QLTY	EACH	975.00	1000.00	1125.00	2500.00	1200.00	1300.00	1100.00
DARI COTTON (6'x2 1/2') AV.QL	EACH	450.00	500.00	550.00	500.00	541.67	600.00	450.00
CARPET PLAIN AV. QLTY	SQFT.	41.00	50.00	57.50	35.00	25.00	25.00	25.00
QUILT (LIHAF) 3 KG. COTTON	EACH	1050.00	1000.00	1200.00	1400.00	1081.25	900.00	650.00
BLANKET (90" x 54")	EACH	3000.00	4000.00	4750.00	5500.00	4250.00	4250.00	2900.00
BEDSHEET SINGLE BED SUP.QLTY	EACH	400.00	600.00	850.00	750.00	633.33	525.00	750.00
BED SHEET DOUBLE WITH TWO PILLOW COVERS SUP QLTY	SET	1000.00	1200.00	1662.50	1800.00	1258.33	1150.00	1350.00

Contd.



### 7.11 Intercity Consumer Prices January, 2019

Description	Unit	Wazirabad	Sialkot	Faisalabad	Jhang	Multan	Muzaffargarh	D.G. Khan
TOWEL(3'x2') AV. QALTY	EACH	175.00	300.00	250.00	350.00	242.00	245.00	200.00
CELING FAN 48" SUPER QLTY **	EACH	2400.00	2500.00	3250.00	3800.00	4055.00	4055.00	3995.00
PEDESTAL FAN 22" SUPER QLTY	EACH	4000.00	4000.00	4500.00	5800.00	6285.00	5580.00	5550.00
REFG. DAWLENCE 10 CFT. D.DOOR	EACH	32000.00	36200.00	30000.00	34000.00	34300.00	34300.00	34300.00
D-FREEZER WAVES 8 CFT.	EACH	32000.00	31111.00	29000.00	33000.00	33000.00	33000.00	31500.00
AIRCONDITIONER 1.5 TON PEL	EACH	40000.00	44000.00	42000.00	41500.00	40000.00	40000.00	42000.00
SPLIT AIR CONDITIONER 1.5 TON (SPECIFY BRAND NAME)	EACH	48000.00	46000.00	44000.00	63000.00	56100.00	56100.00	56000.00
AIRCOOLER SUPER ASIA	EACH	14000.00	13000.00	12000.00	13500.00	14000.00	14000.00	18000.00
WASHING MACHINE SINGER	EACH	18500.00	17000.00	18500.00	17000.00	16000.00	16000.00	17000.00
SEWING MACHINE(SINGER)	EACH	8500.00	7400.00	8600.00	8500.00	8800.00	8800.00	8800.00
GIZER LARGE SIZE 30 GALLON CAPACITY SUP QLTY	EACH	22900.00	13750.00	19500.00	25900.00	25900.00	25900.00	25900.00
GAS BURNER DOUBLE SPFY.BRAND	EACH	1400.00	1500.00	1550.00	2200.00	2000.00	1750.00	1600.00
ELECT. IRON PHILIPS MDL.1120	EACH	2200.00	2000.00	2000.00	2000.00	2300.00	1600.00	2400.00
ELECTRIC JUICER FOR APPLE	EACH	4500.00	6000.00	6000.00	7800.00	10000.00	10000.00	4500.00
S.STEEL DEGHCHI MEDIUM SIZE ***	EACH	600.00	550.00	600.00	550.00	790.00	475.00	350.00
ALUMINIUM COOKING PAN (DEGCHI ) MED SIZE	EACH	550.00	500.00	550.00	1350.00	375.00	355.00	350.00
NON STICK COOKING PAN (DEGCHI ) SUP. QLTY	EACH	1500.00	1000.00	1100.00	1350.00	875.00	775.00	1000.00
FRYING PAN STEEL AVG. QLTY MED. SIZE	EACH	500.00	440.00	325.00	570.00	313.75	195.00	475.00
TAWA IORN (MEDIUM SIZE) AVG. QLTY	EACH	300.00	350.00	375.00	364.00	225.00	220.00	200.00
S.STEEL PLATE A.QLTY.(M.SIZE)	EACH	90.00	85.00	65.00	90.00	80.00	60.00	65.00
TABLE SPOON S.STEEL SUP.QLTY.	DOZEN	350.00	340.00	475.00	500.00	296.67	275.00	420.00
WATER SET JUG+6 GLASSES (OMROC)	SET	400.00	1150.00	725.00	750.00	625.00	625.00	400.00
TEA SET PAK. CHINAWARE 21 PCS.	SET	2200.00	2200.00	2350.00	2800.00	3033.33	3050.00	3000.00
DINNER SET PLASTIC 72 PIECES SUPERIOR QLTY	SET	5500.00	5500.00	8250.00	7400.00	4925.00	4750.00	6000.00
HOTPOT SET PLASTIC 3 PCS.	SET	1600.00	1350.00	1325.00	2100.00	1475.00	1400.00	1900.00
BUCKET(BALTI) PLASTIC MED.SIZ	EACH	280.00	280.00	450.00	400.00	295.00	280.00	400.00
LOTA PLASTIC (MED SIZE) AVERAGE QUALITY	EACH	50.00	80.00	60.00	60.00	52.50	55.00	65.00
PRESURE COOKER 4 LTR.	EACH	1780.00	1250.00	1650.00	1775.00	1850.00	1850.00	1450.00
WATER COOLER 9/10 LTR.PLASTIC ***	EACH	650.00	650.00	750.00	1200.00	708.33	700.00	850.00
THERMOS STARVAC 1 LTR	EACH	600.00	800.00	650.00	850.00	700.00	700.00	650.00
BULB PHILIPS 100-WATTS	EACH	35.00	30.00	25.00	30.00	40.00	40.00	45.00
TUBE LIGHT PHILIPS 40 WATTS	EACH	110.00	110.00	107.50	130.00	130.00	130.00	130.00
ELECTRIC BLUBS "0" WATTE LOCAL	EACH	20.00	20.00	20.00	20.00	20.00	20.00	25.00
ELECTRIC BLUB ENERGY SAVER 14 WATTS	EACH	170.00	155.00	165.00	150.00	165.00	165.00	190.00
WASHING SOAP 250 GMS SPECIFY BRAND NAME	EACH	45.00	22.00	30.00	45.00	22.00	20.00	25.00
SURF EXCEL 400 GMS POLY BAG	EACH	145.00	112.00	145.00	145.00	145.00	145.00	125.00
WASHING POWDER 1000 GRM	EACH	190.00	190.00	190.00	190.00	190.00	190.00	190.00
WASHING POWDER (WHEEL/ BONUS) 100 GRAMS	EACH	95.00	125.00	95.00	95.00	95.00	95.00	95.00
CLEANSER POWDER VIM 1000 GM	PKT.	85.55	93.75	82.00	80.00	88.89	88.89	80.00
FINIS 500 ML	BOTTLE	193.75	225.00	234.00	250.00	200.00	237.50	195.00
PHNYLE TYPHONE/FINIS/CARRANITE 3 LITRES	BOTTLE	150.00	150.00	150.00	180.00	180.00	180.00	160.00
HARPIC	BOTTLE	190.00	180.00	180.00	190.00	190.00	190.00	190.00
BOOT POLISH CHERRY/KIWI 50ML	EACH	136.90	115.00	140.00	130.00	166.67	166.67	140.00
ROBIN BLUE (35 GRAMS)	PKT.	60.00	55.00	65.00	60.00	65.00	65.00	60.00
TISSU PAPER PERFUMED 100 PCS.	PKT	145.00	120.00	130.00	105.00	140.00	140.00	140.00
TOILET PAPER ROLL (R.PETEL)	P/ROLL	40.00	50.00	50.00	45.00	50.00	50.00	50.00
BOOT POLISH LIQUID CHEERY BLOSSOM KIWI 75 ML	BOTTLE	160.00	160.00	180.00	160.00	160.00	160.00	160.00
MATCH BOX SMALL	EACH	2.00	2.00	2.50	3.00	3.00	3.00	3.00
DRY CELL 1.5 VOLT(LOCAL)	EACH	25.00	15.00	40.00	25.00	25.00	25.00	30.00
HAND STITCHING NEEDLE M.SIZE	PACKET	5.00	10.00	9.00	10.00	10.00	10.00	10.00
SEWING MACHINE NEEDLE (SINGER)	EACH	6.00	8.00	7.00	11.00	8.60	8.60	5.00
HOUSEHOLD SERVANT FEMALE P/T	P/MNTH	2000.00	1500.00	2250.00	3000.00	1500.00	1200.00	1750.00
MARRIAGE HALL WITH FURNITURE	P/HEAD	105.00	100.00	145.00	150.00	96.67	72.50	110.00
SEPTRAN TABLETS	10TAB.	20.00	19.30	20.00	20.10	20.89	20.89	20.10
BRUFEN TABS 200-MG.	10TAB.	10.00	10.00	10.00	8.90	8.90	8.90	8.90
PANADOL TAB. EXTRA/PLAIN	10TAB.	12.00	12.00	12.63	12.50	12.50	12.50	12.50
DISPRIN TAB.	10TAB.	12.40	13.50	13.00	13.30	13.40	13.40	13.80
TRISIL TAB.	10 TAB	10.00	12.00	11.00	12.02	11.56	11.56	12.00
FLAGYL TAB. 200 MG.	10TAB.	10.00	10.00	10.00	16.00	10.00	10.00	10.00
VENTOLIN TAB. 2MG.	10TAB.	10.00	10.00	10.00	9.90	10.31	10.31	10.30
DAONIL TAB. 5 MG.	10TAB.	17.00	17.00	17.00	16.80	16.92	16.92	17.00

Contd.

### 7.11 Intercity Consumer Prices January, 2019

Description	Unit	Wazirabad	Sialkot	Faisalabad	Jhang	Multan	Muzaffargarh	D.G. Khan
ENTOX TAB.	10TAB.	15.00	15.00	16.00	15.00	15.00	15.00	15.00
RENITEC TAB. 5 MG.	10TAB.	58.50	61.00	61.00	61.00	62.23	62.23	62.20
CAC. 1000 TAB	BOTTLE	133.08	128.00	133.00	133.00	133.08	133.08	133.08
AMOXIL CAPSOLE 250 MG.S	10CAP.	35.00	36.00	36.00	35.70	36.44	36.44	36.40
CALCIUM SYRUP SANDOZ	BOTTLE	64.00	64.00	64.00	64.00	64.00	64.00	64.00
LEDERPLEX SYRUP	BOTTLE	52.74	52.70	53.00	52.75	52.74	52.74	52.74
SANCOS SYRUP (50 ML.)	BOTTLE	55.00	30.00	55.00	30.00	30.00	30.00	30.00
PHENERGAN SYRUP 120 ML.	BOTTLE	35.35	35.33	35.00	36.74	36.63	36.75	36.75
CALPOL SYRUP 60 ML.	BOTTLE	30.60	29.58	47.32	51.25	30.72	30.72	29.58
HYDRYLLIN SYRUP 120 ML.	BOTTLE	69.00	69.00	69.00	69.00	69.00	69.00	69.00
POLYFAX EYE OINTMENT	TUBE	21.00	21.00	21.00	22.75	22.50	22.50	22.60
BETNESOL EYE DROPS	BOTTLE	33.89	33.89	33.00	34.60	34.60	34.60	34.60
EAR DROPS (CARDISPORINE) ***	BOTTLE	21.00	21.00	25.00	25.00	21.00	21.00	25.89
BETNOVATE-N OINTMENT 5 GMS	TUBE	16.67	16.00	16.00	16.00	16.68	16.68	16.00
BURNOL CREAM 30 GRM	TUBE	55.42	55.42	55.42	55.42	55.42	55.42	55.42
VICKS VAPORUB/BALM	BOTTLE	36.00	36.00	36.00	36.00	36.00	36.00	36.00
GLYCRINE SMALL BOTTLE	BOTTLE	17.00	35.00	24.00	30.00	25.00	25.00	25.00
JOUHAR JOSHANDA	PKT.	10.00	10.00	10.00	10.00	10.00	10.00	10.00
GALXOS-D (450 GRMS)	PKT.	157.50	157.50	140.00	157.50	157.50	157.50	157.50
GRIPE-WATER WOODWARDS	BOTTLE	60.00	60.00	60.00	60.00	60.00	60.00	60.00
SANIPLAST ONE PUTTY	EACH	2.00	1.40	2.00	2.00	1.45	1.45	1.50
O.R.S. (NIMCOL)	PKT.	18.00	15.00	18.00	18.00	18.00	18.00	18.00
DETTOL (MEDIUM)	BOTTLE	100.00	150.00	100.00	150.00	150.00	150.00	150.00
COTTON BANDAGE 2" - 4"	EACH	7.00	10.00	8.50	7.50	10.00	10.00	8.00
THERMOMETER CHINA	EACH	40.00	40.00	46.25	40.00	55.83	57.50	50.00
DOCTOR (MBBS) CLINIC FEE	P/PAT.	100.00	100.00	250.00	500.00	150.00	100.00	200.00
URINE TEST (DR) CHARGES	P/TEST	100.00	150.00	250.00	80.00	121.25	55.00	100.00
BLOOD TEST (CP) CHARGES	P/TEST	300.00	350.00	500.00	240.00	290.00	225.00	350.00
SUGAR TEST (RANDOM/FASTING BOTH) CHARGES	P/TEST	200.00	200.00	200.00	100.00	143.33	100.00	140.00
ECG CHARGES	P/TEST	200.00	150.00	200.00	200.00	312.50	125.00	350.00
X-RAY (CHEST) CHARGES	P/X-RAY	300.00	200.00	500.00	600.00	275.00	200.00	375.00
CAR SUZUKI 800 CC (W/O. A/C)	EACH	0.00	817750.00	817750.00	847500.00	817750.00	0.00	817750.00
CAR SUZUKI 1000 CC	EACH	0.00	1400000.00	1400000.00	1516000.00	1400000.00	0.00	1516000.00
CAR TOYOTA 1300 CC	EACH	0.00	1976000.00	1979000.00	2076000.00	2094000.00	0.00	5004125.00
CAR HONDA CIVIC	EACH	0.00	2964500.00	0.00	0.00	2861500.00	0.00	0.00
MOTORCYCLE HONDA CD-70.	EACH	65900.00	69500.00	69500.00	69500.00	69500.00	69500.00	69500.00
MOTORCYCLE YAMAHA 100CC.	EACH	79300.00	79300.00	79300.00	79300.00	80000.00	80000.00	79300.00
MOTOR CYCLE HERO 70 CC	EACH	42500.00	45000.00	47500.00	47000.00	47500.00	0.00	46500.00
BICYCLE WITH TYRES & TUBES	EACH	7700.00	7200.00	9500.00	9000.00	8500.00	8500.00	8000.00
TYRE CAR WITH TUBE GENERAL	EACH	3000.00	3000.00	3500.00	3500.00	3175.00	3175.00	3200.00
TYRE MOTOR CYCLE WITHOUT TUBE	EACH	1200.00	1120.00	1300.00	1050.00	1180.00	1180.00	1100.00
TYRE CYCLE SPECIFY BRAND NAME	EACH	350.00	350.00	450.00	400.00	450.00	450.00	320.00
TYRE CAR W/O TUBE	EACH	2850.00	3000.00	3200.00	3300.00	3175.00	0.00	2900.00
PETROL SUPER	LITRE	90.97	90.97	90.97	90.97	90.97	90.97	90.97
HIGH SPEED DIESEL HSD	LITRE	106.68	106.68	106.68	106.68	106.68	106.68	106.68
CNG	K.G.	83.99	82.95	82.99	82.50	78.90	78.99	77.95
GAS CYLINDER STAND. SIZE	EACH	1650.00	1870.00	1575.00	1500.00	1650.00	1650.00	1700.00
MOTOR CYCLE SERVICE CHARGES	EACH	300.00	175.00	225.00	270.00	270.00	275.00	250.00
CAR SERVICE CHARGES	EACH	250.00	400.00	312.50	300.00	275.00	275.00	225.00
TYRE PUNCTURE CHARGES	EACH	80.00	100.00	70.00	60.00	70.00	65.00	40.00
CYCLE OVERHAULING CHARGES	EACH	200.00	350.00	275.00	500.00	281.00	290.00	275.00
CAR TAX FOR 800CC TO 1300CC	YEARLY	2650.00	2650.00	2650.00	2650.00	2650.00	2650.00	2650.00
TRAIN FARE ECO. 1-100 KM.	P/KM.	1.88	1.88	1.88	1.88	1.88	1.88	1.88
TRAIN FARE ECO. 101-500 KM.	P/KM.	1.14	1.14	1.14	1.14	1.14	1.14	1.14
TRAIN FARE ECO. > 500 KM.	P/KM.	0.91	0.91	0.91	0.91	0.91	0.91	0.91
TRAIN FARE IST SLP. 1-100KM	P/KM.	3.30	3.30	3.30	3.30	3.30	3.30	3.30
TRAIN FARE IST SLP.101-500 KM	P/KM.	2.72	2.72	2.72	2.72	2.72	2.72	2.72
TRAIN FARE IST SLP. > 500 KM	P/KM.	1.72	1.72	1.72	1.72	1.72	1.72	1.72
TRAIN FARE A/C SLP. 1-100KM.	P/KM	5.80	5.80	5.80	5.80	5.80	5.80	5.80
TRAIN FARE A/C SLP.101-500KM	P/KM.	5.23	5.23	5.23	5.23	5.23	5.23	5.23
TRAIN FARE A/C SLP > 500KM.	P/KM	3.90	3.90	3.90	3.90	3.90	3.90	3.90

Contd.

### 7.11 Intercity Consumer Prices January, 2019

Description	Unit	Wazirabad	Sialkot	Faisalabad	Jhang	Multan	Muzaffargarh	D.G. Khan
PLATFORM TICKET	EACH	10.00	10.00	10.00	10.00	10.00	10.00	10.00
AUTO RICKSHAW FARES	KM/MIN	50.00	60.00	65.00	50.00	30.00	30.00	50.00
FULL TONGA CHARGES	KM/MIN	60.00	60.00	75.00	100.00	49.38	50.00	56.00
TAXI 4 SEATER FARE	KM/MIN	100.00	100.00	60.00	90.00	100.00	100.00	50.00
BUS FARE MIN (WITHIN CITY)	TICKET	10.00	0.00	20.00	0.00	9.00	0.00	0.00
BUS FARE MAX (WITHIN CIT	TICKET	20.00	0.00	50.00	0.00	21.00	0.00	0.00
BUS FARE OUTSIDE CITY	P/KM.	1.60	0.86	1.10	1.36	1.20	1.20	1.30
A/C BUS FARE OUTSIDE CITY	P/KM.	1.45	1.11	1.74	2.27	1.50	1.50	2.00
MINIBUS FARE MIN.WITH IN CITY	TICKET	10.00	0.00	0.00	0.00	11.00	0.00	0.00
MINIBUS FARE MAX.WITH IN CITY	TICKET	10.00	0.00	0.00	0.00	24.00	0.00	0.00
SUZUKI FARE MIN.WITH IN CITY	TICKET	0.00	15.00	20.00	15.00	11.00	0.00	8.00
SUZUKI FARE MAXIMUM W.IN CITY	TICKET	0.00	18.75	30.00	20.00	21.00	0.00	8.00
AIR FARE ECONOMY CLASS.	P/KM.	0.00	14.47	14.47	0.00	14.47	0.00	14.47
POSTAL ENVELOPE DOMESTIC	EACH	8.00	8.00	8.00	8.00	8.00	8.00	8.00
ENVELOPE FOR SAUDI ARABIA	EACH	50.00	50.00	60.00	50.00	50.00	50.00	50.00
POSTAL REGISTRATION CHARGES	EACH	38.00	38.00	38.00	38.00	38.00	38.00	38.00
U.M.S. REG CHARGES MIN.	EACH	59.00	59.00	59.00	59.00	59.00	59.00	59.00
T.C.S. CH. MIN.WITH IN ZONE	EACH	200.00	200.00	200.00	200.00	200.00	200.00	200.00
TELEPHONE CHARGES LOCAL CALL	P/CALL	4.65	4.65	4.65	4.65	4.65	4.65	4.65
TEL CHARGES OUT SIDE CITY	P/CALL	4.65	4.65	4.65	4.65	4.65	4.65	4.65
INTERNET CHARGES	P/HOUR	50.00	25.00	22.50	60.00	20.00	22.50	20.00
MOBILE CELL CHARGES	P/UNIT	3.00	3.06	3.00	3.00	3.00	4.00	3.00
FAX CHARGES (LOCAL)	P/PAGE	30.00	20.00	20.00	30.00	20.00	20.00	15.00
TELEPHONE SET AV. QLTY	EACH	1000.00	500.00	600.00	1000.00	775.00	475.00	900.00
MOBILE SET NOKIA/SONY/ERICSON/SAMSUNG WITHOUT CAMERA	EACH	4250.00	2600.00	2200.00	3300.00	3800.00	3800.00	2900.00
T.V. 20" COLORED WEGA H-A21.	EACH	18500.00	20000.00	32500.00	12500.00	23500.00	23500.00	23500.00
T.V 20" COLOR CHINA/KORIA)	EACH	7000.00	13500.00	16900.00	5500.00	15500.00	15500.00	14900.00
V.C.P. PANASONIC/LG/NAT	EACH	0.00	5400.00	5750.00	0.00	0.00	0.00	0.00
DVD/VCD PLAYER PANASONIC/LG	EACH	4100.00	4500.00	4500.00	6000.00	4500.00	4200.00	4000.00
RADIO WITH C.PLAYER NATIONAL	EACH	2500.00	2250.00	2175.00	1250.00	3500.00	0.00	3000.00
PERSONNEL COMPUTER (BRANDED)	EACH	37500.00	35000.00	38820.00	56000.00	48200.00	48200.00	35000.00
VID. CASSETTE BLK. TDK/SONY	EACH	0.00	100.00	150.00	100.00	180.00	170.00	150.00
COM. C.D. (TDK/IMATION)	EACH	35.00	70.00	65.00	50.00	60.00	60.00	60.00
TAPE RECORDER CASSETTE BLANK	EACH	35.00	30.00	70.00	60.00	50.00	42.50	40.00
VIDEO GAME SEGA 16 BYTE	EACH	0.00	1250.00	1450.00	1200.00	1300.00	0.00	1600.00
CINEMA A/C. HIGH CLASS	TICKET	0.00	500.00	250.00	0.00	275.00	0.00	0.00
CINEMA NON-A/C HIGH CLASS	TICKET	0.00	300.00	250.00	30.00	150.00	40.00	35.00
CABLE CHARGES	P/MONTH	300.00	287.50	300.00	300.00	300.00	275.00	350.00
TV.LICENCE FEE DOMESTIC	YEARLY	420.00	420.00	420.00	420.00	420.00	420.00	420.00
ENGLISH BOOK CLASS V1	EACH	76.00	76.00	76.00	76.00	76.00	76.00	76.00
ENGLISH BOOK CLASS IX OR X	EACH	126.00	126.00	126.00	126.00	126.00	126.00	126.00
ENG. BOOK IST.YR COMPLETE SET	EACH	82.00	82.00	82.00	82.00	82.00	82.00	82.00
ENGLISH BOOK BA/B.SC	EACH	260.00	260.00	260.00	260.00	260.00	260.00	260.00
URDU BOOK CLASS V (T.B.BORD)	EACH	57.00	57.00	57.00	57.00	57.00	57.00	57.00
URDU BOOK CLASS IX/X(T.B.B)	EACH	137.00	137.00	137.00	137.00	137.00	137.00	137.00
URDU BOOK IST.YEAR/INTER	EACH	51.00	53.00	51.00	51.00	51.00	51.00	51.00
URDU BOOK BA/B.SC	EACH	140.00	140.00	140.00	140.00	140.00	140.00	140.00
MATHS BOOK CALSS V (T.B.B)	EACH	76.00	76.00	76.00	76.00	76.00	76.00	76.00
MATHS BOOK CLASS IX OR X	EACH	228.00	228.00	228.00	228.00	228.00	228.00	228.00
MATHS BOOK IST.YEAR (T.B.B)	EACH	144.00	144.00	144.00	150.00	151.00	151.00	150.00
PAKISTAN STUDIES BOOK BA/B.SC	EACH	150.00	155.00	150.00	150.00	150.00	150.00	150.00
DAILY "DAWN"	P/COPY	22.00	22.00	22.00	22.00	22.00	22.00	22.00
DAILY "JANG"	P/COPY	20.00	20.00	20.00	20.00	20.00	20.00	20.00
DAILY "NAWA-E-WAQT"	P/COPY	20.00	20.00	20.00	20.00	20.00	20.00	20.00
WEEKLY "AKHBAR-E-JAHAN"	P/COPY	60.00	60.00	60.00	60.00	60.00	60.00	60.00
WEEKLY "MAG"	P/COPY	50.00	50.00	50.00	50.00	50.00	50.00	50.00
MONTHLY "NAUNEHAL DIGEST"	P/COPY	35.00	35.00	35.00	35.00	35.00	35.00	35.00
PAPER FOOLSCAPE (27"x17")	QUIRE	40.00	30.00	45.00	50.00	37.50	33.75	40.00
EXERCISE.BOOK LINED 80/100 PGS	EACH	50.00	80.00	90.00	70.00	32.50	27.50	30.00
PENCILGOLDFISH/DEER	EACH	7.00	8.00	6.00	7.00	7.50	7.50	7.00
PEN INK DOLLOR 57 ML BOTTLE	EACH	20.00	25.00	20.00	25.00	25.00	25.00	20.00

Contd.

### 7.11 Intercity Consumer Prices January, 2019

Description	Unit	Wazirabad	Sialkot	Faisalabad	Jhang	Multan	Muzaffargarh	D.G. Khan
PHOTOSTATE PAPER 70 GM	PRT	380.00	450.00	400.00	480.00	480.00	480.00	440.00
BALL PEN (local)	EACH	7.00	7.50	5.50	10.00	6.17	6.00	7.00
FOUNTAIN PEN HERO/WINGS/CHINA	EACH	60.00	50.00	50.00	60.00	59.00	60.00	50.00
PRIVATE SCHOOL FEE ENGLISH MEDIUM AVERAGE STANDARD (CLASS I)	P/MONTH	1450.00	1000.00	2956.25	1700.00	2358.33	983.33	1875.00
PRIVATE SCHOOL FEE ENGLISH MEDIUM AVERAGE STANDARD (CLASS V)	P/MONTH	1650.00	1200.00	3005.00	1800.00	2683.33	1033.33	2050.00
PRIVATE SCHOOL FEE ENGLISH MEDIUM AVERAGE STANDARD (CLASS VI)	P/MONTH	1850.00	1300.00	3005.00	1800.00	2925.00	1250.00	2250.00
PRIVATE SCHOOL FEE ENGLISH MEDIUM AVERAGE STANDARD (CLASS X)	P/MONTH	2000.00	1500.00	3005.00	2000.00	3175.00	1600.00	2600.00
PRIVATE MEDICLE COLLEGE FEE MBBS (1ST YEAR)	P/MONTH	0.00	0.00	53500.00	0.00	45166.67	0.00	0.00
PRIVATE ENGINEERING COLLEGE FEE (ISTR YEAR)	P/MONTH	0.00	0.00	4950.00	0.00	16000.00	0.00	0.00
GOVT. COLLEGE FEE IST. YEAR	MONTH	50.00	50.00	50.00	50.00	50.00	50.00	50.00
GOVT. COLLEGE FEE 4TH. YEAR	MONTH	60.00	60.00	60.00	60.00	60.00	60.00	60.00
GOVT. UNIVERSITY FEE MSC.	MONTH	77.50	0.00	734.00	180.00	1833.33	0.00	833.00
GOVT. MED. COLLEGE FEE MBBS	MONTH	873.00	0.00	1338.00	0.00	1337.50	0.00	1250.00
GOVT. ENGG. COLL. FEE I YEAR	MONTH	1558.00	0.00	5750.00	0.00	3666.66	0.00	0.00
COACHING FEE FOR CLASS IX/X	P/MONTH	500.00	550.00	1400.00	1500.00	800.00	500.00	500.00
COACHING CHARGES FOR CLASS IST YEAR/INTER (SCIENCE)	P/MONTH	1200.00	1900.00	2000.00	2100.00	1200.00	900.00	1500.00
COACHING CHARGES FOR CLASS IST YEAR/INTER (COMMERCE)	P/MONTH	1200.00	1200.00	1500.00	2100.00	1133.33	900.00	1000.00
I.T. TUITION FEES	P/MONTH	3900.00	0.00	5800.00	2000.00	3000.00	0.00	2000.00
MBA TUITION FEES	P/MONTH	2000.00	0.00	19000.00	0.00	7390.00	0.00	2000.00
BREAD TANDOORI ST. SIZE	EACH	6.00	7.00	7.00	6.00	6.00	6.00	5.50
COOKED MUTTON (AV. HOTEL)	PLATE	160.00	200.00	275.00	180.00	135.00	145.00	150.00
COOKED BEEF (AV. HOTEL)	PLATE	80.00	130.00	150.00	130.00	93.33	100.00	100.00
COOKED DAL (AV. HOTEL)	PLATE	50.00	60.00	55.00	70.00	40.00	45.00	40.00
CHICKEN BIRYANI FULL/DOUBLE	PLATE	130.00	160.00	150.00	200.00	131.67	100.00	110.00
TEA PREPARED (ORDINARY)	CUP	20.00	20.00	22.50	20.00	20.00	20.00	25.00
HAIRCUT CHARGES FOR MEN	P/CUT	70.00	60.00	75.00	60.00	96.67	85.00	65.00
BEAUTY PORL HAIR STYL CHARGE	P/STY.	300.00	175.00	212.50	300.00	300.00	225.00	275.00
SHAVING CHARGES	PER SHV	40.00	40.00	50.00	30.00	45.00	50.00	50.00
LIPSTICK S.MISS/MEDORA	EACH	130.00	130.00	130.00	130.00	130.00	130.00	130.00
NAIL POLISH S.MISS/MEDORA	EACH	70.00	100.00	115.00	135.00	100.00	100.00	60.00
PERFUME MED.SIZE MEDORA/BROACH	EACH	130.00	200.00	220.00	230.00	130.00	130.00	130.00
HAIR-OIL AMLA/CHAMBELI	BOTTLE	140.00	150.00	130.00	130.00	130.00	130.00	130.00
TOILET SOAP LUX 95 GRAMS	EACH	44.78	38.00	50.00	35.00	40.00	40.00	36.00
TOILET SOAP LIFEBOUY 140 GRM	EACH	48.69	46.50	50.00	47.00	40.00	40.00	48.70
TOILET SOAP SAFEGUARD BATH SIZE	EACH	53.00	50.00	50.00	53.00	55.00	55.00	53.00
TOOTHPASTE MACKLINES 70 GRM	EACH	50.00	50.00	65.00	50.00	50.00	50.00	50.00
TOOTHPAST MED SIZE CLGATE 70 GMS	EACH	70.00	95.00	82.00	80.00	80.00	80.00	75.00
TOOTHBRUSH SHEILD A/PLAUQUE	EACH	50.00	60.00	75.00	75.00	40.00	40.00	40.00
TOOTHPOWDER DENTONIC 90 GRM	EACH	40.00	35.00	45.00	45.00	45.00	45.00	45.00
HAIR-COLOUR BEGIN (6 GMS)	EACH	120.00	100.00	100.00	120.00	120.00	120.00	130.00
HAIR COLOUR (KALAKOLA)	BOTTLE	140.00	120.00	130.00	130.00	130.00	130.00	130.00
FACECREAM PONDS (MEDIUM)	EACH	130.00	105.00	130.00	130.00	130.00	130.00	130.00
TALC POWDER VICE ROAY,B.CAT	EACH	165.00	130.00	165.00	165.00	165.00	165.00	165.00
BLADE TREET ORDINARY 10'S	PKT.	40.00	40.00	35.00	45.00	30.00	30.00	35.00
BLADE 7-O-CLOCK STAIN. 5'S	PKT.	35.00	30.00	35.00	45.00	35.00	35.00	40.00
SHAMPOO SUNSILK/PAINTIN 100 ML	BOTTLE	110.00	110.00	100.00	100.00	110.00	110.00	110.00
BEAUTY CREAM (FAIR & LOVELY)	EACH	230.00	99.00	75.00	230.00	230.00	230.00	130.00
HAIR REMOVING CREAM (EU-CREAM)	TUBE	70.00	65.00	70.00	70.00	70.00	70.00	70.00
GEL MEDIUM SIZE	BOTTLE	80.00	150.00	95.00	125.00	100.00	100.00	155.00
DISPOSABLE RAZOR GILLET-II	EACH	40.00	45.00	50.00	45.00	48.33	50.00	50.00
SHAVING CREAM TOUCH-ME/ADM.	EACH	80.00	60.00	80.00	85.00	70.00	70.00	80.00
GOLD TEZABI 24 CT	10 GM.	56840.00	56760.00	57044.00	56290.00	56155.00	56155.00	55840.00
SILVER TEZABI 24 CT	10 GM.	750.00	775.00	780.00	754.00	745.00	745.00	746.00
ARTIFICIAL JEWELLARY SET	SET	900.00	250.00	575.00	500.00	656.25	575.00	550.00
WRIST WATCH GENTS CITIZEN (ORIGINAL) ***	EACH	2500.00	2500.00	11900.00	6000.00	2500.00	2600.00	2500.00
WRIST WATCH LADIES CITIZEN (ORIGINAL) ***	EACH	2400.00	2500.00	7850.00	6000.00	2500.00	0.00	2500.00
WALL CLOCK QUARTZ AV.QLTY	EACH	500.00	500.00	537.50	1000.00	475.00	425.00	550.00
SUITCASE REXIN (24"x16"x6")	EACH	1500.00	1200.00	1250.00	1500.00	775.00	775.00	1200.00
TRUNK MEDIUM SIZE ***	EACH	1500.00	1500.00	1900.00	1400.00	1191.67	1325.00	1500.00
PURSE LADIES (LEATHER) AVERAGE QUALITY	EACH	1000.00	500.00	675.00	1200.00	1266.67	1300.00	650.00

### 7.11 Intercity Consumer Prices January, 2019

Description	Unit	Vehari	Sargodha	Mianwali	Bahawal-pur	Bahawal-nagar	R.Y. Khan
WHEAT	10 KG.	337.50	325.00	350.00	350.00	335.00	345.00
WHEAT FLOUR FINE/SUPERIOR.	KG.	40.00	41.00	40.00	40.00	40.00	40.00
WHEAT FLOUR AVG. QLTY	KG.	38.00	38.00	37.00	38.00	38.00	39.00
WHEAT FLOUR BAG	10 KG.	380.00	365.00	360.00	390.00	380.00	370.00
MAIDA	KG.	50.00	50.00	50.00	50.00	50.00	50.00
SUJI	KG.	50.00	50.00	50.00	50.00	50.00	50.00
BESAN AV. QLTY.	KG.	120.00	125.00	140.00	135.00	140.00	120.00
RICE BASMATI SUP. QLTY.	KG.	135.00	130.00	150.00	135.00	140.00	150.00
RICE BASMATI 385/386	KG.	75.00	77.50	100.00	100.00	85.00	80.00
RICE BASMATI BROKEN AV.QLTY	KG.	72.50	65.00	90.00	60.00	70.00	80.00
RICE IRRI-6 (SINDH/PUNJAB)	KG.	40.00	70.00	60.00	47.50	50.00	50.00
VERMICELLI	KG.	80.00	75.00	120.00	85.00	80.00	90.00
BREAD PLAIN MEDIUM SIZE	EACH	70.00	45.00	45.00	45.00	45.00	40.00
RUSK (PAPAY)	KG.	200.00	210.00	220.00	250.00	235.00	220.00
BISCUITS-PACKED	PKT	40.00	35.00	40.00	40.00	40.00	35.00
BISCUIT-BAKERY (LOOSE)	250 GM	100.00	80.00	80.00	120.00	80.00	90.00
CORNFLAKS FAUJI 225 GM.	PKT	189.00	180.00	200.00	189.00	210.00	171.00
SAMOSA (VEGATABLE)	EACH	15.00	17.50	20.00	11.00	20.00	20.00
PASTRY AV.QLTY.	EACH	40.00	40.00	40.00	45.00	30.00	40.00
PATTIES (VEGATABLES)	EACH	17.50	35.00	30.00	25.00	30.00	30.00
NIMCO	250 GM	80.00	60.00	80.00	65.00	85.00	100.00
CHIPS	250 GM	65.00	110.00	50.00	70.00	60.00	100.00
BEEF WITH BONE AV.QLTY.	KG	350.00	400.00	400.00	365.00	400.00	300.00
MUTTON AV.QLTY.	KG	700.00	875.00	750.00	725.00	787.50	650.00
CHICKEN FARM BROILER (LIVE)	KG	110.00	125.00	140.00	136.00	114.00	126.00
FISH-RAHU MEDIUM SIZE	KG	290.00	250.00	350.00	290.00	315.00	300.00
MILK FRESH (UNBOILED)	LTR.	75.00	70.00	70.00	67.50	70.00	70.00
CURD	KG.	87.50	90.00	90.00	80.00	80.00	85.00
MILK TETRA PACK 1/2 LTR.	PKT.	70.00	70.00	60.00	67.50	80.00	65.00
LACTOGEN 400 GRAMS	PKT.	500.00	500.00	500.00	500.00	500.00	500.00
POWDER MILK NIDO 400GM.	PKT	400.00	410.25	410.00	410.00	400.00	410.00
MILK POWDER LOOSE/PACKED	KG.	450.00	550.00	450.00	475.00	550.00	500.00
BUTTER LOCAL PACKED	50 GM.	35.00	40.00	60.00	80.00	30.00	30.00
EGGS FARM	DOZ	110.00	105.00	120.00	114.00	115.00	110.00
MUSTARD OIL AV.QLTY.	KG.	155.00	195.00	200.00	170.00	180.00	180.00
COOKING OIL (DALDA)	2.5LTR	530.00	520.00	485.00	520.00	495.00	475.00
COOKING OIL (PAKWAN) OTHER BRAND SPECIFY	2.5 LTR	508.00	495.00	400.00	425.00	460.00	433.00
VEGETABLE GHEE TIN	2.5KG.	495.00	495.00	485.00	495.00	485.00	475.00
VEGETABLE GHEE (LOOSE)	KG.	192.00	146.00	185.00	160.00	150.00	156.00
DATES AV.QLTY.	KG.	190.00	155.00	180.00	175.00	200.00	220.00
PISTACHIO AV.QLTY.	50 GM.	180.00	150.00	140.00	145.00	150.00	200.00
ALMONDS WHOLE AV.QLTY.	KG.	675.00	650.00	550.00	725.00	800.00	700.00
COCONUT DRY AV.QLTY.	KG.	480.00	450.00	450.00	420.00	480.00	500.00
RAISINS AV.QLTY.	50 GM.	22.50	30.00	30.00	23.00	20.00	30.00
GROUNDNUTS (WITH SHELL)	KG.	190.00	300.00	280.00	230.00	200.00	260.00
MALTA/MOSAMBI	DOZ	120.00	80.00	50.00	130.00	120.00	120.00
KINNU	DOZ	95.00	65.00	50.00	110.00	100.00	110.00
APPLE	KG	145.00	80.00	120.00	135.00	150.00	150.00
ALOO BUKHARA	KG	0.00	0.00	0.00	0.00	0.00	0.00
POMEGRANATE (ANNAR)	KG	180.00	150.00	150.00	225.00	180.00	200.00
GRAPES	KG	0.00	0.00	0.00	0.00	0.00	0.00
BANANAS	DOZ	50.00	50.00	50.00	65.00	51.25	60.00
MANGO KALMI	KG	0.00	0.00	0.00	0.00	0.00	0.00
GUAVA	KG	95.00	80.00	60.00	90.00	62.50	70.00
WATERMELON (TURBOOZ)	KG	0.00	0.00	0.00	0.00	0.00	0.00
MUSKMELON (KHARBOOZA)	KG	0.00	0.00	0.00	0.00	0.00	0.00
SWEETMELON (GARMA)	KG	0.00	0.00	0.00	0.00	0.00	0.00
PULSE MASOOR (WHOLE)	KG.	95.00	115.00	120.00	105.00	120.00	90.00
PULSE MASOOR (WASHED)	KG.	115.00	140.00	140.00	105.00	100.00	90.00
PULSE MOONG (WASHED)	KG.	115.00	120.00	120.00	120.00	125.00	120.00
PULSE MASH (WASHED)	KG.	185.00	180.00	140.00	140.00	180.00	130.00

Contd.

### 7.11 Intercity Consumer Prices January, 2019

Description	Unit	Vehari	Sargodha	Mianwali	Bahawal-pur	Bahawal-nagar	R.Y. Khan
PULSE GRAM	KG.	130.00	110.00	140.00	130.00	120.00	120.00
GRAM WHOLE BLACK AV QLTY.	KG.	127.50	115.00	110.00	110.00	100.00	110.00
GRAM WHOLE YELLOW AV.QLTY	KG.	180.00	175.00	160.00	155.00	198.75	160.00
BEANS (LAL LOBIA)	KG.	195.00	150.00	160.00	157.50	180.00	170.00
POTATOES	KG	17.50	22.50	20.00	20.00	12.50	20.00
ONION	KG	20.00	22.50	20.00	27.50	20.00	20.00
TURNIP	KG	17.50	22.50	40.00	22.50	12.50	20.00
RADISH	KG	20.00	15.00	20.00	20.00	20.00	20.00
TOMATOES	KG	30.00	40.00	40.00	40.00	40.00	30.00
CABBAGE	KG	20.00	30.00	50.00	27.50	30.00	40.00
CAULIFLOWER	KG	30.00	27.50	30.00	32.50	30.00	30.00
BRINJAL	KG	40.00	30.00	60.00	22.50	40.00	30.00
PUMPKIN	KG	0.00	0.00	0.00	0.00	0.00	0.00
BOTTLEGOURD	KG	0.00	0.00	0.00	0.00	0.00	0.00
LADY FINGER	KG	0.00	0.00	0.00	0.00	0.00	0.00
PEAS	KG	30.00	30.00	40.00	45.00	30.00	40.00
SPINACH	KG	15.00	17.50	30.00	22.50	15.00	10.00
TINDA	KG	0.00	0.00	0.00	0.00	0.00	0.00
TURAI	KG	0.00	0.00	0.00	0.00	0.00	0.00
KARAILA	KG	0.00	0.00	0.00	0.00	0.00	0.00
ARVI	KG	0.00	0.00	0.00	0.00	0.00	0.00
CHILLIES GREEN	KG	60.00	60.00	100.00	60.00	50.00	60.00
CARROT	KG	15.00	20.00	30.00	22.50	10.00	20.00
COCUMBER (KHEERA)	KG	45.00	60.00	40.00	50.00	40.00	50.00
LEMON	250GM	20.00	20.00	30.00	17.50	20.00	20.00
SUGAR REFINED	KG.	57.00	58.00	58.00	59.00	58.00	56.00
GUR AV.QLTY	KG.	80.00	80.00	90.00	75.00	90.00	80.00
HONEY LANGANESE 500 GM.	BOTTLE	1220.00	1140.00	1000.00	1175.00	1000.00	900.00
MILO 200 GM.	BOTTLE	265.00	280.00	230.00	340.00	218.18	240.00
CUSTARD POWDER RAFHAN 300 GM.	PKT	85.00	85.00	80.00	89.00	80.00	80.00
TOFFEE (HILAL)	EACH	2.00	2.00	1.00	1.00	2.00	2.00
CHOWKELATE CANDY (SMALL SIZE)	EACH	5.00	5.00	6.00	5.00	5.00	5.00
SWEETMEAT (MIXED)	KG	350.00	295.00	340.00	390.00	292.50	380.00
ICE CREAM WALLS	CUP.	50.00	50.00	45.00	50.00	50.00	50.00
ICE	KG	7.50	10.00	5.00	8.50	5.00	5.00
JAM AHMED/MITCHELLES	BOTTLE	140.00	140.00	140.00	140.00	140.00	140.00
SQUASH-MITCHELLES	BOTTLE	165.00	175.00	175.00	175.00	180.00	165.00
ROOH AFZA	BOTTLE	190.00	190.00	190.00	190.00	200.00	190.00
JAM-E-SHIREEN	BOTTLE	200.00	200.00	200.00	200.00	200.00	200.00
SAUNF	50 GM	17.50	17.50	20.00	27.50	20.00	15.00
CINAMON LOOSE AV. QLTY	50 GM.	32.50	42.50	20.00	27.50	40.00	25.00
CUMINSEED WHITE NATIONAL	50 GM.	70.00	70.00	52.00	70.00	70.00	70.00
PEPPER BLACK NATIONAL	50 GM.	110.00	110.00	110.00	110.00	110.00	110.00
CLOVES LOOSE AV.QLTY	50 GM.	100.00	160.00	100.00	105.00	100.00	80.00
CARDAMOM LARGE LOOSE AV.QLTY	50 GM.	95.00	180.00	150.00	140.00	130.00	120.00
CARDAMOM SMALL AV.QLTY	50 GM.	175.00	140.00	160.00	145.00	130.00	120.00
SALT-POWDERED (LAHORI) LOOSE	KG.	14.00	10.00	10.00	12.00	10.00	10.00
SALT POWDERED (NATIONAL/SHAN)	PKT	30.00	30.00	35.00	30.00	30.00	30.00
CHILLIES POWD.NATIONAL 200GM	PKT	120.00	150.00	150.00	150.00	120.00	120.00
CHILLIES POWDER LOOS	KG.	275.00	445.00	360.00	310.00	280.00	290.00
CORRIANDER SEED POWD.NATIONAL	PKT	116.00	104.00	104.00	105.00	104.00	104.00
CORRIANDER SEED (LOOSE)	KG.	290.00	290.00	320.00	275.00	300.00	200.00
TURMERIC POWD.NATIONAL 50GM	PKT.	56.00	40.00	40.00	40.00	35.00	35.00
CURRY POWD. NATIONAL 200 GM	PKT.	87.00	87.00	87.00	87.00	86.00	87.00
TOMATO KETCHUP AHMED/MITCHL	BOTTLE	105.00	100.00	140.00	100.00	130.00	120.00
PICKLES AHMED/MITCHELLES	BOTTLE	130.00	120.00	140.00	120.00	130.00	120.00
VINEGAR SYNTHETIC (SIRKA)	BOTTLE	90.00	55.00	100.00	85.00	120.00	85.00
GARLIC	KG	160.00	160.00	160.00	160.00	155.00	120.00
GINGER	KG	160.00	160.00	250.00	200.00	155.00	200.00
TAPAL DANEDAR TEA 200GM PACKET	PKT	200.00	205.26	205.26	200.00	195.00	200.00
TEA LIPTON YELLOW LABEL 200GM.	PKT.	221.00	221.05	221.00	221.00	210.00	221.00

Contd.

### 7.11 Intercity Consumer Prices January, 2019

Description	Unit	Vehari	Sargodha	Mianwali	Bahawal-pur	Bahawal-nagar	R.Y. Khan
TEA LOOSE KENYA AV.QLTY 250GM.	PKT.	180.00	200.00	200.00	162.50	180.00	190.00
COFFEE-NESCAFE 75 GM. **	BOTTLE	425.00	380.00	380.00	420.00	370.00	350.00
COLD DRINK (STANDARD SIZ)	BOTTLE	25.00	25.00	25.00	25.00	25.00	25.00
FRUIT JUICE TETRA PACK	PKT.	20.00	22.50	20.00	15.00	20.00	20.00
MINERAL WATER NESTLE 1.5 LTR	BOTTLE	55.00	60.00	60.00	53.00	50.00	50.00
CIGARETTES K-2 10'S **	PKT	65.00	60.00	0.00	60.00	60.00	50.00
CIGARETTES CAPSTAN 10'S **	PKT	60.00	60.00	60.00	60.00	60.00	60.00
CIGARETTES GOLD LEAF 20'S	PKT	150.00	150.00	150.00	150.00	160.00	150.00
CIGARETTES MORVEN GOLD 20'S	PKT	60.00	60.00	60.00	60.00	60.00	60.00
BETEL LEAVES	50GM.	120.00	130.00	80.00	135.00	120.00	110.00
BETEL NUTS	KG.	1200.00	800.00	2500.00	950.00	650.00	1000.00
LONG CLOTH 57" GUL AHMED/AL-KARAM	METER	300.00	270.00	200.00	250.00	400.00	310.00
SHIRTING AV.QLTY.	METER	275.00	170.00	200.00	125.00	270.00	240.00
PANT CLOTH W & WEAR AV.QLTY	METER	625.00	550.00	400.00	525.00	600.00	500.00
LAWN PRINTED GUL AHMED/AL-KARAM	METER	372.50	393.34	200.00	383.50	393.33	370.00
GEORGETTE AV.QLTY	METER	325.00	150.00	120.00	110.00	250.00	300.00
LINEN AV.QLTY ***	METER	247.50	150.00	160.00	125.00	280.00	325.00
HEAVY WT SUITING LAWERNCPUR AVG QLTY	METER	1200.00	1000.00	950.00	2225.00	1500.00	1500.00
HEAVY WT SUITING LAWERNCPUR SUP QLTY	METER	1950.00	1450.00	1200.00	2640.00	2000.00	1800.00
TROPICAL SUITING LAW.PUR	METER	1000.00	1200.00	950.00	1850.00	1400.00	1200.00
PANT BOY 24"/26" LENGTH.	EACH	690.00	475.00	400.00	462.50	650.00	500.00
SHIRT BOY 24"/26" LENGTH	EACH	590.00	325.00	350.00	387.50	490.00	500.00
SCHOOL UNI. PANT,SHIRT BOYS	SUIT	600.00	550.00	700.00	725.00	1150.00	1000.00
SCHOOL UNI. KAMEEZ,SHAL.BOYS	SUIT	500.00	475.00	750.00	725.00	1050.00	700.00
SCHOOL UNI. KAMEEZ,SHAL.GIRL	SUIT	525.00	475.00	800.00	687.50	1000.00	850.00
FROCK W/WEAR GIRLS	EACH	1450.00	1350.00	1000.00	3900.00	1600.00	1000.00
AWAMI-SUIT W & W(BOY) 24"/26	SUIT	1250.00	750.00	1400.00	775.00	1600.00	1550.00
AWAMI-SUIT W&W (GENTS)AV.QLTY	SUIT	1375.00	2350.00	1400.00	1150.00	2000.00	1700.00
PULLOVER GENTS OXFORD/BON.	EACH	3000.00	3990.00	3500.00	3675.00	4000.00	3430.00
PULLOVER LADIES OXFORD/BON.	EACH	3000.00	3050.00	3200.00	2930.00	3600.00	2530.00
PULLOVER (GENTS) OTHERS A.QTY	EACH	1000.00	1100.00	1200.00	1050.00	1790.00	900.00
SECOND-HAND COAT FOR MEN	EACH	275.00	150.00	500.00	1150.00	1050.00	550.00
SECONDHAND SWEETER FOR MEN DUP QLTY	EACH	225.00	150.00	150.00	425.00	590.00	180.00
SECONDHAND WINTER JACKET	EACH	475.00	150.00	300.00	650.00	800.00	350.00
UNDERWEAR AV.QLTY MEDIUM SIZE	EACH	115.00	150.00	150.00	110.00	200.00	230.00
VEST FOR MEN AV.QLTY.	EACH	115.00	140.00	170.00	187.50	220.00	230.00
VEST/SHAMEEZ (WOMEN) AVG. QLTY	EACH	137.50	100.00	150.00	175.00	300.00	175.00
SOCKS NYLON (PAKISTANI)	PAIR	95.00	110.00	120.00	115.00	120.00	125.00
BRASSIER AV.QLTY.	EACH	162.50	135.00	200.00	160.00	250.00	280.00
BRASSIER SUP QLTY	EACH	250.00	580.00	600.00	387.50	700.00	690.00
DOPATTA GEORGETTE AV.QLTY.	EACH	475.00	275.00	270.00	337.50	500.00	550.00
DOPATTA COTTON AV GLTY	EACH	245.00	250.00	200.00	350.00	400.00	300.00
CHADDAR (W/WEAR) (2x2.5 MTR)	EACH	625.00	375.00	320.00	425.00	700.00	525.00
LUNGI/DHOTI(COTTON) AVG. QLTY	EACH	325.00	275.00	300.00	325.00	400.00	450.00
HANDKERCHIEF AVG. QLTY PAK	EACH	65.00	45.00	50.00	37.50	80.00	40.00
HANDKERCHIEF SUP. QLTY PAK	EACH	100.00	85.00	60.00	110.00	120.00	60.00
GLOVES AV QLTY	PAIR	95.00	145.00	150.00	115.00	195.00	225.00
AZARBAND COTTON AVG. QLTY	EACH	27.50	17.50	15.00	17.50	22.50	20.00
SEWING THREAD/REEL(ASLI PARI)	EACH	8.00	8.00	6.00	5.50	7.50	6.00
WASHING CHARGES PAINT & SHIRT	SUIT	95.00	190.00	150.00	135.00	70.00	90.00
DRY CLEANING SUIT COAT PANT	SUIT	350.00	425.00	392.50	487.50	400.00	600.00
WASHING CH. (KAMIZ-SHALWAR)	PAIR	85.00	110.00	70.00	125.00	65.00	90.00
TAILORING SHIRT	EACH	500.00	500.00	500.00	625.00	500.00	600.00
TAILORING CHARGES PANT (MEN)	EACH	1000.00	850.00	500.00	775.00	900.00	800.00
TAILORING COAT-PANT SUIT	SUIT	6750.00	4250.00	3050.00	7250.00	5000.00	4500.00
TAILORING AWAMI-SUIT (MALE)	SUIT	675.00	637.50	500.00	675.00	800.00	800.00
TAILORING SUIT FEMALE	SUIT	600.00	750.00	500.00	600.00	600.00	600.00
GENTS SHOES PAUL BATA	PAIR	1199.00	1299.00	1199.00	1199.00	1199.00	1199.00
GENTS SANDAL BATA	PAIR	699.00	699.00	699.00	699.00	699.00	699.00
GENTS SPOUNG CHAPPAL BATA	PAIR	199.00	199.00	199.00	199.00	199.00	199.00
LADIES SANDAL BATA	PAIR	599.00	599.00	599.00	599.00	599.00	599.00

Contd.

### 7.11 Intercity Consumer Prices January, 2019

Description	Unit	Vehari	Sargodha	Mianwali	Bahawal-pur	Bahawal-nagar	R.Y. Khan
LADIES SPOUNG CHAPPAL BATA	PAIR	199.00	199.00	199.00	199.00	199.00	199.00
CHILD SHOE POWER LITE BATA	PAIR	699.00	699.00	699.00	699.00	699.00	699.00
GENTS SHOE, ART 1109 SERVICE	PAIR	999.00	999.00	999.00	999.00	999.00	999.00
NYLON JOGGER 27 SIZE 2-5 ***	PAIR	1399.00	1399.00	1399.00	1399.00	1399.00	1399.00
CHINA FOOT WEAR AV. QLTY (MALE) *	PAIR	825.00	750.00	500.00	1150.00	600.00	500.00
CHINA FOOT WEAR AV. QLTY (FEMALE) *	PAIR	625.00	675.00	500.00	1150.00	500.00	400.00
CHINA FOOT WEAR AV. QLTY (CHILDREN) *	PAIR	475.00	575.00	500.00	875.00	400.00	400.00
SHOE REPAIR HALF SOLE	PAIR	65.00	150.00	80.00	110.00	100.00	100.00
SHOES POLISH CHARGES AVERAGE SHOP	PAIR	20.00	20.00	20.00	25.00	30.00	25.00
HOUSE RENT (combined)	MONTH	6238.00	7117.00	6112.00	9411.00	5519.00	5175.00
rent 2	pm	6238.00	7117.00	6112.00	9411.00	5519.00	5175.00
RENT3	PM	6238.00	7117.00	6112.00	9411.00	5519.00	5175.00
RENT4	PM	6238.00	7117.00	6112.00	9411.00	5519.00	5175.00
RENT5	PM	6238.00	7117.00	6112.00	9411.00	5519.00	5175.00
RENT6	PM	6238.00	7117.00	6112.00	9411.00	5519.00	5175.00
SYNTHETIC ENEMAL ROBIALAC BALTI 3.64 LTR.	EACH	2778.00	2840.00	1750.00	2952.00	2778.00	2726.00
SYNTHETIC ENEMAL ICI BALTI 3.64 LTR.	EACH	2726.00	2750.00	2150.00	2778.00	2778.00	2634.00
CEMENT (LOCAL) SPECIFY BRAND NAME	BAG	595.00	600.00	610.00	600.00	595.00	580.00
BRICKS (NEW) IST CLASS	P/1000	5750.00	8500.00	6500.00	6500.00	6000.00	6500.00
CEMENT BLOCKS (6"x8"x12")	P/100	0.00	0.00	0.00	0.00	0.00	3500.00
BAJREE	100CFT	5500.00	5000.00	3500.00	5450.00	8000.00	6500.00
SAND (BLACK PIT SAND)	K100CFT	2000.00	1750.00	2700.00	2500.00	2600.00	2000.00
TIMBER SHESHAM LOG IST QUALITY	cubmt.	56500.00	63566.00	52000.00	58269.00	56501.00	58269.00
IRON BAR (M.S. BAR) 1/2"	P/TON	102000.00	93500.00	97000.00	99750.00	102500.00	97000.00
CARPANTER WAGE RATE	P/DAY	1000.00	1200.00	1200.00	900.00	750.00	900.00
MASON (RAJ) WAGE RATE	P/DAY	900.00	1200.00	1200.00	1050.00	850.00	1000.00
UNSKILLED LABOUR WAGE RATE	P/DAY	575.00	700.00	600.00	600.00	425.00	500.00
PLUMBER WAGE RSTE	P/DAY	1000.00	1200.00	1200.00	900.00	800.00	900.00
ELECTICIAN WAGE RATE PER DAY **	P/DAY	1000.00	1100.00	1200.00	0.00	700.00	0.00
ELECTICIAN WAGE RATE PER POINT **	P/PNT	80.00	135.00	100.00	120.00	100.00	100.00
WATER CHARGES PER HOUSE	P/MONTH	50.00	125.00	100.00	60.00	100.00	70.00
ELECT.CHARGES UPTO 50 UNITS	P/UNIT	2.00	2.00	2.00	2.00	2.00	2.00
ELECT.CHARGES 01 - 100 UNIT	P/UNIT	6.22	6.22	6.22	6.22	6.22	6.22
ELECT.CHARGES 101 - 300 UNIT	P/UNIT	9.59	9.59	9.59	9.59	9.59	9.59
ELECT.CHARGES 301 - 1000 UNIT	P/UNIT	18.03	18.03	18.03	18.03	18.03	18.03
ELECT.CHARGES ABOVE 1000 UNIT	P/UNIT	21.13	21.13	21.13	21.13	21.13	21.13
ELEC	PM	11.39	11.39	11.39	11.39	11.39	11.39
GAS CHRGR upto 3.3719 MMBUT	MMBTU	145.08	145.08	0.00	145.08	145.08	145.08
GAS CHRGR 3.3719 - 6.7438 MMBUT	MMBTU	308.88	308.88	0.00	308.88	308.88	308.88
GAS CHRGR 6.7438 - 10.1157 MMBUT	MMBTU	321.75	321.75	0.00	321.75	321.75	321.75
GAS CHRGR10.1157 - 13.4876 MMBUT	MMBTU	1310.40	1310.40	0.00	1310.40	1310.40	1310.40
GAS	PM	1708.20	1708.20	0.00	1708.20	1708.20	1708.20
GAS	PM	758.86	758.86	0.00	758.86	758.86	758.86
KEROSENE OIL	LTR	130.00	120.00	130.00	125.00	140.00	120.00
FIREWOOD WHOLE	40 KG.	490.00	550.00	400.00	650.00	625.00	550.00
CHAIR SHESHAM WOOD WITH ARMS **	EACH	3000.00	3600.00	2000.00	3100.00	4250.00	1500.00
CHAIR PLASTIC (CHAIRMAN) AVERAGE QUALITY	EACH	650.00	1250.00	900.00	1550.00	925.00	1000.00
TABLE SHESHAM WOOD (4X2X5") ***	EACH	5250.00	5750.00	3600.00	8750.00	19750.00	6000.00
SOFASET WOODEN WITH FOAM SEAT **	SET	20000.00	18000.00	17000.00	31000.00	29500.00	20000.00
COT IRON (WITH NIWAR)AV.QLTY.	EACH	1750.00	2100.00	2000.00	3900.00	3000.00	2500.00
ALMIRAH (STEEL) 6'X3' 20 GUAGE	EACH	15750.00	15750.00	9000.00	15500.00	14000.00	8000.00
DINNING TABLE 6 CHAIRS A.QLTY	SET	41000.00	29500.00	16000.00	39000.00	31500.00	33000.00
SINGLE BED WITHOUT FOAM MED.	EACH	8500.00	6500.00	5000.00	9750.00	12000.00	7000.00
MATRESS SINGLE(4"THICK)	EACH	6200.00	6850.00	5500.00	5900.00	7200.00	6000.00
FARSHI DARI 12'X9' AV.QLTY	EACH	1375.00	1450.00	1500.00	1950.00	1500.00	1400.00
DARI COTTON (6'x2 1/2') AV.QL	EACH	600.00	550.00	725.00	1550.00	1000.00	500.00
CARPET PLAIN AV. QLTY	SQFT.	25.00	50.00	60.00	27.50	45.00	45.00
QUILT (LIHAF) 3 KG. COTTON	EACH	1250.00	1750.00	1400.00	1450.00	1350.00	750.00
BLANKET (90" x 54")	EACH	5500.00	6250.00	3500.00	4900.00	4525.00	4000.00
BEDSHEET SINGLE BED SUP.QLTY	EACH	725.00	800.00	600.00	1650.00	750.00	550.00
BED SHEET DOUBLE WITH TWO PILLOW COVERS SUP QLTY	SET	1525.00	1550.00	900.00	2350.00	2500.00	1900.00

Contd.



### 7.11 Intercity Consumer Prices January, 2019

Description	Unit	Vehari	Sargodha	Mianwali	Bahawal-pur	Bahawal-nagar	R.Y. Khan
TOWEL(3'x2') AV. QALTY	EACH	285.00	250.00	300.00	255.00	500.00	330.00
CEILING FAN 48" SUPER QLTY **	EACH	3400.00	4650.00	3350.00	3300.00	3900.00	3600.00
PEDESTAL FAN 22" SUPER QLTY	EACH	5500.00	5450.00	4000.00	5200.00	5200.00	5100.00
REFG. DAWLENCE 10 CFT. D.DOOR	EACH	36600.00	33500.00	33000.00	34300.00	34600.00	32500.00
D-FREEZER WAVES 8 CFT.	EACH	37000.00	33050.00	32500.00	34400.00	32000.00	31500.00
AIRCONDITIONER 1.5 TON PEL	EACH	35000.00	35000.00	41000.00	38500.00	38500.00	41000.00
SPLIT AIR CONDITIONER 1.5 TON (SPECIFY BRAND NAME)	EACH	54700.00	52000.00	50000.00	54700.00	53000.00	48000.00
AIRCOOLER SUPER ASIA	EACH	15500.00	16500.00	13000.00	17500.00	17500.00	13000.00
WASHING MACHINE SINGER	EACH	19900.00	18500.00	15000.00	16000.00	18600.00	17700.00
SEWING MACHINE(SINGER)	EACH	7500.00	8400.00	7400.00	6900.00	8080.00	8300.00
GIZER LARGE SIZE 30 GALLON CAPACITY SUP QLTY	EACH	24000.00	19900.00	15000.00	21700.00	28050.00	17150.00
GAS BURNER DOUBLE SPFY.BRAND	EACH	1800.00	1900.00	1550.00	2250.00	2500.00	2000.00
ELECT. IRON PHILIPS MDL.1120	EACH	2600.00	2500.00	1800.00	1900.00	2000.00	2400.00
ELECTRIC JUICER FOR APPLE	EACH	10400.00	5000.00	6500.00	5800.00	6000.00	5330.00
S.STEEL DEGHCHI MEDIUM SIZE ***	EACH	775.00	625.00	630.00	1175.00	650.00	800.00
ALUMINIUM COOKING PAN (DEGCHI ) MED SIZE	EACH	875.00	725.00	550.00	1150.00	1700.00	1850.00
NON STICK COOKING PAN (DEGCHI ) SUP. QLTY	EACH	1275.00	1550.00	800.00	2150.00	1900.00	1950.00
FRYING PAN STEEL AVG. QLTY MED. SIZE	EACH	525.00	550.00	450.00	775.00	650.00	660.00
TAWA IORN (MEDIUM SIZE) AVG. QLTY	EACH	387.50	337.50	350.00	375.00	400.00	300.00
S.STEEL PLATE A.QLTY.(M.SIZE)	EACH	80.00	87.50	90.00	100.00	90.00	90.00
TABLE SPOON S.STEEL SUP.QLTY.	DOZEN	575.00	550.00	300.00	625.00	600.00	400.00
WATER SET JUG+6 GLASSES (OMROC)	SET	650.00	590.00	600.00	675.00	550.00	540.00
TEA SET PAK. CHINAWARE 21 PCS.	SET	3400.00	3100.00	1500.00	2900.00	3000.00	3300.00
DINNER SET PLASTIC 72 PIECES SUPERIOR QLTY	SET	6650.00	7250.00	7000.00	8250.00	8800.00	8000.00
HOTPOT SET PLASTIC 3 PCS.	SET	1625.00	1475.00	1300.00	2600.00	2600.00	1650.00
BUCKET(BALTI) PLASTIC MED.SIZ	EACH	375.00	450.00	400.00	462.50	450.00	300.00
LOTA PLASTIC (MED SIZE) AVERAGE QUALITY	EACH	85.00	50.00	80.00	90.00	80.00	70.00
PRESURE COOKER 4 LTR.	EACH	1875.00	1425.00	1500.00	2150.00	1700.00	1850.00
WATER COOLER 9/10 LTR.PLASTIC ***	EACH	725.00	850.00	800.00	975.00	1100.00	650.00
THERMOS STARVAC 1 LTR	EACH	675.00	650.00	550.00	600.00	550.00	600.00
BULB PHILIPS 100-WATTS	EACH	31.25	40.00	30.00	40.00	45.00	35.00
TUBE LIGHT PHILIPS 40 WATTS	EACH	160.00	150.00	110.00	170.00	180.00	120.00
ELECTRIC BLUBS "0" WATTE LOCAL	EACH	20.00	30.00	20.00	20.00	25.00	20.00
ELECTRIC BLUB ENERGY SAVER 14 WATTS	EACH	165.00	180.00	150.00	175.00	170.00	165.00
WASHING SOAP 250 GMS SPECIFY BRAND NAME	EACH	42.50	45.00	45.00	45.00	40.00	40.00
SURF EXCEL 400 GMS POLY BAG	EACH	145.00	112.00	130.00	116.00	145.00	116.00
WASHING POWDER 1000 GRM	EACH	190.00	180.00	190.00	190.00	190.00	190.00
WASHING POWDER (WHEEL/ BONUS) 100 GRAMS	EACH	95.00	90.00	100.00	95.00	95.00	110.00
CLEANSER POWDER VIM 1000 GM	PKT.	83.33	83.33	89.00	88.88	88.00	88.88
FINIS 500 ML	BOTTLE	160.00	218.75	218.75	250.00	270.00	250.00
PHNYLE TYPHONE/FINIS/CARRANITE 3 LITRES	BOTTLE	196.36	160.00	207.00	190.00	180.00	160.00
HARPIC	BOTTLE	190.00	190.00	190.00	190.00	190.00	180.00
BOOT POLISH CHERRY/KIWI 50ML	EACH	136.90	140.00	166.00	166.67	136.90	130.00
ROBIN BLUE (35 GRAMS)	PKT.	70.00	65.00	60.00	65.00	60.00	60.00
TISSU PAPER PERFUMED 100 PCS.	PKT	130.00	140.00	135.00	125.00	120.00	130.00
TOILET PAPER ROLL (R.PETEL)	P/ROLL	50.00	50.00	50.00	50.00	50.00	50.00
BOOT POLISH LIQUID CHEERY BLOSSOM KIWI 75 ML	BOTTLE	160.00	160.00	160.00	150.00	160.00	160.00
MATCH BOX SMALL	EACH	3.00	3.00	3.00	2.50	3.00	2.00
DRY CELL 1.5 VOLT(LOCAL)	EACH	30.00	25.00	30.00	30.00	45.00	25.00
HAND STITCHING NEEDLE M.SIZE	PACKET	10.00	17.50	10.00	10.00	10.00	6.00
SEWING MACHINE NEEDLE (SINGER)	EACH	7.00	10.00	5.00	5.00	10.00	8.50
HOUSEHOLD SERVANT FEMALE P/T	P/MNTH	1500.00	3750.00	2500.00	2250.00	3000.00	1800.00
MARRIAGE HALL WITH FURNITURE	P/HEAD	125.00	190.00	150.00	95.00	120.00	100.00
SEPTRAN TABLETS	10TAB.	19.30	20.00	19.65	20.10	20.90	20.10
BRUFEN TABS 200-MG.	10TAB.	8.90	12.00	10.00	12.00	10.00	10.00
PANADOL TAB. EXTRA/PLAIN	10TAB.	13.00	13.00	12.45	12.50	12.50	12.50
DISPRIN TAB.	10TAB.	13.40	13.00	15.90	13.40	13.40	13.39
TRISIL TAB.	10 TAB	11.60	10.00	12.00	12.00	11.60	11.57
FLAGYL TAB. 200 MG.	10TAB.	10.00	11.20	10.00	10.00	10.00	10.00
VENTOLIN TAB. 2MG.	10TAB.	12.00	10.00	10.00	10.31	10.00	10.00
DAONIL TAB. 5 MG.	10TAB.	17.00	17.00	17.00	16.92	17.00	16.92

Contd.

### 7.11 Intercity Consumer Prices January, 2019

Description	Unit	Vehari	Sargodha	Mianwali	Bahawal-pur	Bahawal-nagar	R.Y. Khan
ENTOX TAB.	10TAB.	15.00	15.00	15.00	15.00	15.00	15.00
RENITEC TAB. 5 MG.	10TAB.	62.20	58.50	60.30	60.57	60.60	60.57
CAC. 1000 TAB	BOTTLE	133.33	133.00	128.00	133.08	133.08	133.08
AMOXIL CAPSOLE 250 MG.S	10CAP.	36.70	36.00	35.60	36.44	38.50	36.10
CALCIUM SYRUP SANDOZ	BOTTLE	64.00	64.00	64.00	64.00	64.00	64.00
LEDERPLEX SYRUP	BOTTLE	52.74	52.00	52.74	52.74	52.74	52.74
SANCOS SYRUP (50 ML.)	BOTTLE	56.57	56.57	56.57	30.00	30.00	30.00
PHENERGAN SYRUP 120 ML.	BOTTLE	36.74	35.00	35.69	36.74	36.75	35.35
CALPOL SYRUP 60 ML.	BOTTLE	30.72	29.58	49.28	30.27	29.58	29.58
HYDRYLLIN SYRUP 120 ML.	BOTTLE	69.00	69.00	69.00	69.00	69.00	69.00
POLYFAX EYE OINTMENT	TUBE	21.60	23.00	22.50	22.50	22.50	22.50
BETNESOL EYE DROPS	BOTTLE	34.89	33.89	34.89	34.60	34.60	33.87
EAR DROPS (CARDISPORINE) ***	BOTTLE	21.00	25.00	21.00	22.04	21.42	23.39
BETNOVATE-N OINTMENT 5 GMS	TUBE	16.67	17.00	16.00	16.68	16.00	19.10
BURNOL CREAM 30 GRM	TUBE	55.42	55.42	55.42	55.42	55.42	55.42
VICKS VAPORUB/BALM	BOTTLE	36.00	36.00	36.00	36.00	36.00	36.00
GLYCRINE SMALL BOTTLE	BOTTLE	25.00	20.00	25.00	25.00	30.00	20.00
JOUHAR JOSHANDA	PKT.	10.00	10.00	10.00	10.00	10.00	10.00
GALXOS-D (450 GRMS)	PKT.	157.50	157.50	160.00	157.50	157.50	157.50
GRIPE-WATER WOODWARDS	BOTTLE	60.00	60.00	60.00	60.00	65.00	60.00
SANIPLAST ONE PUTTY	EACH	1.56	2.00	2.00	2.00	2.04	1.50
O.R.S. (NIMCOL)	PKT.	18.00	19.00	17.00	18.00	18.00	18.00
DETTOL (MEDIUM)	BOTTLE	150.00	150.00	100.00	150.00	150.00	150.00
COTTON BANDAGE 2" - 4"	EACH	10.00	5.00	10.00	7.00	10.00	8.00
THERMOMETER CHINA	EACH	70.00	67.50	50.00	55.00	60.00	80.00
DOCTOR (MBBS) CLINIC FEE	P/PAT.	200.00	175.00	300.00	200.00	500.00	300.00
URINE TEST (DR) CHARGES	P/TEST	100.00	100.00	100.00	100.00	50.00	100.00
BLOOD TEST (CP) CHARGES	P/TEST	350.00	350.00	250.00	400.00	450.00	350.00
SUGAR TEST (RANDOM/FASTING BOTH) CHARGES	P/TEST	60.00	100.00	200.00	130.00	100.00	150.00
ECG CHARGES	P/TEST	200.00	225.00	225.00	250.00	200.00	200.00
X-RAY (CHEST) CHARGES	P/X-RAY	375.00	500.00	350.00	400.00	300.00	300.00
CAR SUZUKI 800 CC (W/O. A/C)	EACH	817750.00	817750.00	817750.00	817750.00	884000.00	817750.00
CAR SUZUKI 1000 CC	EACH	1461000.00	1400000.00	1400000.00	1400000.00	1400000.00	1400000.00
CAR TOYOTA 1300 CC	EACH	0.00	2076000.00	1979000.00	2094000.00	0.00	1979000.00
CAR HONDA CIVIC	EACH	0.00	2891500.00	0.00	0.00	2861500.00	2861500.00
MOTORCYCLE HONDA CD-70.	EACH	69500.00	69500.00	69500.00	69500.00	69500.00	69500.00
MOTORCYCLE YAMAHA 100CC.	EACH	79500.00	79500.00	79500.00	80500.00	84500.00	85000.00
MOTOR CYCLE HERO 70 CC	EACH	43000.00	43500.00	0.00	47500.00	50000.00	50000.00
BICYCLE WITH TYRES & TUBES	EACH	9000.00	9000.00	8500.00	7900.00	9700.00	8000.00
TYRE CAR WITH TUBE GENERAL	EACH	3700.00	3200.00	3200.00	4000.00	4250.00	3200.00
TYRE MOTOR CYCLE WITHOUT TUBE	EACH	1225.00	1075.00	1250.00	1425.00	1225.00	1200.00
TYRE CYCLE SPECIFY BRAND NAME	EACH	575.00	325.00	350.00	360.00	375.00	380.00
TYRE CAR W/O TUBE	EACH	3250.00	3350.00	2800.00	4000.00	4000.00	2500.00
PETROL SUPER	LITRE	90.97	90.97	90.97	90.97	90.97	90.97
HIGH SPEED DIESEL HSD	LITRE	106.68	106.68	106.68	106.68	106.68	106.68
CNG	K.G.	83.95	86.99	81.99	83.50	84.95	83.95
GAS CYLINDER STAND. SIZE	EACH	1600.00	1600.00	1500.00	1675.00	1600.00	1650.00
MOTOR CYCLE SERVICE CHARGES	EACH	200.00	350.00	300.00	385.00	250.00	250.00
CAR SERVICE CHARGES	EACH	300.00	375.00	400.00	375.00	300.00	350.00
TYRE PUNCTURE CHARGES	EACH	60.00	90.00	100.00	70.00	90.00	100.00
CYCLE OVERHAULING CHARGES	EACH	450.00	350.00	350.00	200.00	300.00	150.00
CAR TAX FOR 800CC TO 1300CC	YEARLY	2650.00	2650.00	2650.00	2650.00	2650.00	2650.00
TRAIN FARE ECO. 1-100 KM.	P/KM.	1.88	1.88	1.88	1.88	0.00	1.88
TRAIN FARE ECO. 101-500 KM.	P/KM.	1.14	1.14	1.14	1.14	0.00	1.14
TRAIN FARE ECO. > 500 KM.	P/KM.	0.91	0.89	0.89	0.91	0.00	0.91
TRAIN FARE IST SLP. 1-100KM	P/KM.	3.30	3.30	3.30	3.30	0.00	3.30
TRAIN FARE IST SLP.101-500 KM	P/KM.	2.72	2.72	2.72	2.72	0.00	2.72
TRAIN FARE IST SLP. > 500 KM	P/KM.	1.72	1.72	1.72	1.72	0.00	1.72
TRAIN FARE A/C SLP. 1-100KM.	P/KM.	5.80	5.80	5.80	5.80	0.00	5.80
TRAIN FARE A/C SLP.101-500KM	P/KM.	5.23	5.23	5.23	5.23	0.00	5.23
TRAIN FARE A/C SLP > 500KM.	P/KM.	3.90	3.90	3.90	3.90	0.00	3.90

Contd.

### 7.11 Intercity Consumer Prices January, 2019

Description	Unit	Vehari	Sargodha	Mianwali	Bahawal-pur	Bahawal-nagar	R.Y. Khan
PLATEFORM TICKET	EACH	10.00	10.00	10.00	10.00	0.00	10.00
AUTO RICKSHAW FARES	KM/MIN	45.00	65.00	60.00	90.00	50.00	70.00
FULL TONGA CHARGES	KM/MIN	0.00	0.00	75.00	70.00	0.00	0.00
TAXI 4 SEATER FARE	KM/MIN	50.00	50.00	50.00	60.00	100.00	150.00
BUS FARE MIN (WITHIN CITY)	TICKET	0.00	9.00	0.00	0.00	0.00	0.00
BUS FARE MAX (WITHIN CIT	TICKET	0.00	21.00	0.00	0.00	0.00	21.00
BUS FARE OUTSIDE CITY	P/KM.	1.50	1.90	1.70	0.93	1.90	1.25
A/C BUS FARE OUTSIDE CITY	P/KM.	2.50	2.77	2.10	2.08	2.85	1.60
MINIBUS FARE MIN.WITH IN CITY	TICKET	0.00	0.00	0.00	0.00	0.00	0.00
MINIBUS FARE MAX.WITH IN CITY	TICKET	0.00	0.00	0.00	0.00	0.00	0.00
SUZUKI FARE MIN.WITH IN CITY	TICKET	0.00	20.00	20.00	11.00	10.00	0.00
SUZUKI FARE MAXIMUM W.IN CITY	TICKET	0.00	20.00	25.00	20.00	30.00	0.00
AIR FARE ECONOMY CLASS.	P/KM.	0.00	14.47	0.00	14.47	0.00	0.00
POSTAL ENVELOPE DOMESTIC	EACH	8.00	8.00	8.00	8.00	8.00	8.00
ENVELOPE FOR SAUDI ARABIA	EACH	60.00	50.00	50.00	50.00	50.00	50.00
POSTAL REGISTRATION CHARGES	EACH	38.00	38.00	38.00	38.00	38.00	38.00
U.M.S. REG CHARGES MIN.	EACH	59.00	59.00	59.00	59.00	59.00	60.00
T.C.S. CH. MIN.WITH IN ZONE	EACH	200.00	200.00	200.00	200.00	200.00	200.00
TELEPHONE CHARGES LOCAL CALL	P/CALL	4.65	4.65	4.65	4.65	4.65	4.65
TEL CHARGES OUT SIDE CITY	P/CALL	4.65	4.65	4.65	4.65	4.65	4.65
INTERNET CHARGES	P/HOUR	50.00	45.00	45.00	55.00	27.50	30.00
MOBILE CELL CHARGES	P/UNIT	3.00	3.00	3.00	4.50	3.06	3.06
FAX CHARGES (LOCAL)	P/PAGE	22.50	20.00	15.00	20.00	20.00	10.00
TELEPHONE SET AV. QLTY	EACH	1500.00	900.00	800.00	1150.00	800.00	650.00
MOBILE SET NOKIA/SONY/ERICSON/SAMSUNG WITHOUT CAMERA	EACH	3725.00	2875.00	3200.00	5200.00	3650.00	3650.00
T.V. 20" COLORED WEGA H-A21.	EACH	19000.00	22000.00	23250.00	23800.00	18000.00	17500.00
T.V 20" COLOR CHINA/KORIA)	EACH	6650.00	6550.00	14250.00	15300.00	13000.00	12000.00
V.C.P. PANASONIC/LG/NAT	EACH	0.00	0.00	6500.00	5500.00	5000.00	0.00
DVD/VCD PLAYER PANASONIC/LG	EACH	4100.00	6450.00	4500.00	4950.00	5000.00	5500.00
RADIO WITH C.PLAYER NATIONAL	EACH	1500.00	6250.00	3000.00	2100.00	1800.00	1800.00
PERSONNEL COMPUTER (BRANDED)	EACH	45000.00	40000.00	43250.00	64000.00	65000.00	63000.00
VID. CASSETTE BLK. TDK/SONY	EACH	280.00	165.00	150.00	200.00	180.00	100.00
COM. C.D. (TDK/IMATION)	EACH	77.50	55.00	45.00	45.00	50.00	35.00
TAPE RECORDER CASSETTE BLANK	EACH	75.00	50.00	50.00	55.00	50.00	40.00
VIDEO GAME SEGA 16 BYTE	EACH	1200.00	0.00	1500.00	1650.00	1150.00	1150.00
CINEMA A/C. HIGH CLASS	TICKET	0.00	110.00	0.00	0.00	0.00	0.00
CINEMA NON-A/C HIGH CLASS	TICKET	0.00	0.00	0.00	80.00	0.00	30.00
CABLE CHARGES	P/MONTH	300.00	300.00	250.00	300.00	300.00	300.00
TV.LICENCE FEE DOMESTIC	YEARLY	420.00	420.00	420.00	420.00	420.00	420.00
ENGLISH BOOK CLASS V1	EACH	76.00	76.00	76.00	76.00	76.00	76.00
ENGLISH BOOK CLASS IX OR X	EACH	126.00	126.00	126.00	126.00	126.00	126.00
ENG. BOOK IST.YR COMPLETE SET	EACH	82.00	82.00	82.00	82.00	82.00	82.00
ENGLISH BOOK BA/B.SC	EACH	260.00	260.00	260.00	260.00	260.00	260.00
URDU BOOK CLASS V (T.B.BORD)	EACH	57.00	57.00	57.00	57.00	57.00	57.00
URDU BOOK CLASS IX/X(T.B.B)	EACH	137.00	137.00	137.00	137.00	137.00	137.00
URDU BOOK IST.YEAR/INTER	EACH	51.00	51.00	51.00	51.00	51.00	51.00
URDU BOOK BA/B.SC	EACH	140.00	140.00	140.00	140.00	140.00	200.00
MATHS BOOK CALSS V (T.B.B)	EACH	76.00	76.00	76.00	76.00	76.00	76.00
MATHS BOOK CLASS IX OR X	EACH	228.00	228.00	228.00	228.00	228.00	228.00
MATHS BOOK IST.YEAR (T.B.B)	EACH	150.00	150.00	151.00	144.00	150.00	150.00
PAKISTAN STUDIES BOOK BA/B.SC	EACH	150.00	150.00	150.00	150.00	172.50	150.00
DAILY "DAWN"	P/COPY	22.00	22.00	22.00	22.00	22.00	22.00
DAILY "JANG"	P/COPY	20.00	20.00	20.00	20.00	20.00	20.00
DAILY "NAWA-E-WAQT"	P/COPY	20.00	20.00	20.00	20.00	20.00	20.00
WEEKLY "AKHBAR-E-JAHAN"	P/COPY	60.00	60.00	60.00	60.00	60.00	60.00
WEEKLY "MAG"	P/COPY	50.00	50.00	50.00	50.00	50.00	50.00
MONTHLY "NAUNEHAL DIGEST"	P/COPY	35.00	35.00	35.00	35.00	35.00	35.00
PAPER FOOLSCAPE (27"x17")	QUIRE	50.00	65.00	50.00	27.50	50.00	50.00
EXERCISE.BOOK LINED 80/100 PGS	EACH	50.00	80.00	50.00	70.00	70.00	70.00
PENCILGOLDFISH/DEER	EACH	7.00	10.00	7.00	7.00	7.50	7.00

Contd.

### 7.11 Intercity Consumer Prices January, 2019

Description	Unit	Vehari	Sargodha	Mianwali	Bahawal-pur	Bahawal-nagar	R.Y. Khan
PEN INK DOLLOR 57 ML BOTTLE	EACH	25.00	30.00	20.00	20.00	20.00	20.00
PHOTOSTATE PAPER 70 GM	PRT	470.00	500.00	430.00	415.00	400.00	380.00
BALL PEN (local)	EACH	10.00	9.00	8.00	5.00	8.00	10.00
FOUNTAIN PEN HERO/WINGS/CHINA	EACH	60.00	65.00	50.00	50.00	50.00	50.00
PRIVATE SCHOOL FEE ENGLISH MEDIUM AVERAGE STANDARD (CLASS I)	P/MONTH	1587.50	1500.00	1495.00	3755.00	2142.50	1600.00
PRIVATE SCHOOL FEE ENGLISH MEDIUM AVERAGE STANDARD (CLASS V)	P/MONTH	1587.50	1700.00	2200.00	3755.00	2187.50	2100.00
PRIVATE SCHOOL FEE ENGLISH MEDIUM AVERAGE STANDARD (CLASS VI)	P/MONTH	1700.00	1700.00	2680.00	3780.00	2187.50	2400.00
PRIVATE SCHOOL FEE ENGLISH MEDIUM AVERAGE STANDARD (CLASS X)	P/MONTH	1962.50	2450.00	2850.00	3962.50	2455.00	2600.00
PRIVATE MEDICLE COLLEGE FEE MBBS (1ST YEAR)	P/MONTH	0.00	0.00	0.00	0.00	0.00	0.00
PRIVATE ENGINEERING COLLEGE FEE (ISTR YEAR)	P/MONTH	0.00	0.00	14800.00	0.00	0.00	0.00
GOVT. COLLEGE FEE IST. YEAR	MONTH	50.00	50.00	60.00	50.00	50.00	50.00
GOVT. COLLEGE FEE 4TH. YEAR	MONTH	60.00	60.00	70.00	60.00	60.00	60.00
GOVT. UNIVERSITY FEE MSC.	MONTH	2241.50	1732.00	2017.00	1166.67	1000.00	1000.00
GOVT. MED. COLLEGE FEE MBBS	MONTH	0.00	1575.00	0.00	1250.00	0.00	1250.00
GOVT. ENGG. COLL. FEE I YEAR	MONTH	0.00	4812.00	0.00	2166.67	0.00	1830.00
COACHING FEE FOR CLASS IX/X	P/MONTH	2000.00	550.00	2600.00	1500.00	1500.00	1200.00
COACHING CHARGES FOR CLASS IST YEAR/INTER (SCIENCE)	P/MONTH	2400.00	1100.00	4000.00	2000.00	2000.00	1200.00
COACHING CHARGES FOR CLASS IST YEAR/INTER (COMMERCE)	P/MONTH	2500.00	800.00	1000.00	1500.00	1500.00	1000.00
I.T. TUITION FEES	P/MONTH	3450.00	4134.00	0.00	2417.00	0.00	2000.00
MBA TUITION FEES	P/MONTH	3450.00	2213.00	0.00	3500.00	0.00	6670.00
BREAD TANDOORI ST. SIZE	EACH	5.50	6.50	7.00	5.00	7.00	6.00
COOKED MUTTON (AV. HOTEL)	PLATE	150.00	370.00	140.00	190.00	200.00	200.00
COOKED BEEF (AV. HOTEL)	PLATE	115.00	140.00	120.00	125.00	127.50	100.00
COOKED DAL (AV. HOTEL)	PLATE	50.00	55.00	70.00	60.00	50.00	55.00
CHICKEN BIRYANI FULL/DOUBLE	PLATE	200.00	150.00	170.00	125.00	300.00	120.00
TEA PREPARED (ORDINARY)	CUP	22.50	25.00	20.00	22.50	20.00	25.00
HAIRCUT CHARGES FOR MEN	P/CUT	100.00	100.00	50.00	95.00	100.00	80.00
BEAUTY PORL HAIR STYL CHARGE	P/STY.	250.00	325.00	250.00	390.00	450.00	300.00
SHAVING CHARGES	PER SHV	60.00	55.00	50.00	50.00	45.00	40.00
LIPSTICK S.MISS/MEDORA	EACH	130.00	130.00	130.00	130.00	130.00	130.00
NAIL POLISH S.MISS/MEDORA	EACH	80.00	125.00	95.00	125.00	90.00	60.00
PERFUME MED.SIZE MEDORA/BROACH	EACH	230.00	220.00	130.00	230.00	250.00	220.00
HAIR-OIL AMLA/CHAMBELI	BOTTLE	130.00	120.00	120.00	120.00	130.00	130.00
TOILET SOAP LUX 95 GRAMS	EACH	40.00	36.00	47.00	41.30	42.00	38.00
TOILET SOAP LIFEBOUY 140 GRM	EACH	48.70	50.00	50.00	50.00	50.00	50.00
TOILET SOAP SAFEGUARD BATH SIZE	EACH	50.00	50.00	65.00	55.00	53.00	65.00
TOOTHPASTE MACKLINES 70 GRM	EACH	50.00	50.00	50.00	50.00	50.00	50.00
TOOTHPAST MED SIZE CLGATE 70 GMS	EACH	80.00	80.00	68.00	74.67	80.00	80.00
TOOTHBRUSH SHEILD A/PLAUQUE	EACH	45.00	50.00	50.00	25.00	50.00	30.00
TOOTHPOWDER DENTONIC 90 GRM	EACH	45.00	35.00	32.00	45.00	45.00	35.00
HAIR-COLOUR BEGIN (6 GMS)	EACH	130.00	120.00	120.00	130.00	120.00	120.00
HAIR COLOUR (KALAKOLA)	BOTTLE	130.00	130.00	130.00	130.00	140.00	130.00
FACECREAM PONDS (MEDIUM)	EACH	120.00	250.00	120.00	130.00	130.00	120.00
TALC POWDER VICE ROAY,B.CAT	EACH	165.00	165.00	180.00	165.00	180.00	170.00
BLADE TREET ORDINARY 10'S	PKT.	35.00	40.00	50.00	35.00	45.00	30.00
BLADE 7-O-CLOCK STAIN. 5'S	PKT.	30.00	35.00	40.00	35.00	35.00	30.00
SHAMPOO SUNSILK/PAINTIN 100 ML	BOTTLE	99.00	123.75	110.00	110.00	111.00	110.00
BEAUTY CREAM (FAIR & LOVELY)	EACH	230.00	230.00	230.00	230.00	230.00	230.00
HAIR REMOVING CREAM (EU-CREAM)	TUBE	70.00	70.00	70.00	70.00	70.00	70.00
GEL MEDIUM SIZE	BOTTLE	60.00	120.00	200.00	100.00	135.00	170.00
DISPOSABLE RAZOR GILLET-II	EACH	45.00	45.00	50.00	45.00	50.00	50.00
SHAVING CREAM TOUCH-ME/ADM.	EACH	80.00	80.00	80.00	75.00	80.00	70.00
GOLD TEZABI 24 CT	10 GM.	55810.00	56412.00	57500.00	56585.00	56498.00	56584.00
SILVER TEZABI 24 CT	10 GM.	788.00	772.00	840.00	763.00	745.00	771.00
ARTIFICIAL JEWELLARY SET	SET	950.00	800.00	1000.00	725.00	1200.00	500.00
WRIST WATCH GENTS CITIZEN (ORIGINAL) ***	EACH	4500.00	7000.00	4100.00	8700.00	4300.00	3200.00
WRIST WATCH LADIES CITIZEN (ORIGINAL) ***	EACH	4500.00	7000.00	4100.00	8300.00	4300.00	3200.00
WALL CLOCK QUARTZ AV.QLTY	EACH	750.00	825.00	600.00	1100.00	800.00	800.00
SUITCASE REXIN (24"x16"x6")	EACH	1225.00	2450.00	1700.00	1700.00	2200.00	1500.00
TRUNK MEDIUM SIZE ***	EACH	1300.00	2500.00	2000.00	2100.00	1775.00	1500.00
PURSE LADIES (LEATHER) AVERAGE QUALITY	EACH	690.00	1450.00	700.00	1150.00	1500.00	1200.00

### 7.11 Intercity Consumer Prices January, 2019

Description	Unit	Karachi	Hyder- abad	Nawab- shah	Mirpur-khas	Mithi	Sukkar	Larkana	Dadu
WHEAT	10 KG.	390.00	345.00	347.50	320.00	320.00	325.00	345.00	360.00
WHEAT FLOUR FINE/SUPERIOR.	KG.	49.27	48.00	53.50	47.00	45.00	39.00	45.00	45.00
WHEAT FLOUR AVG. QLTY	KG.	42.69	42.00	41.50	40.00	40.00	38.00	40.00	40.00
WHEAT FLOUR BAG	10 KG.	451.63	420.00	397.50	400.00	410.00	390.00	380.00	450.00
MAIDA	KG.	55.29	50.00	52.50	50.00	55.00	50.00	47.50	50.00
SUJI	KG.	56.04	50.00	47.50	50.00	55.00	50.00	47.50	50.00
BESAN AV. QLTY.	KG.	136.15	125.00	122.50	140.00	140.00	130.00	140.00	120.00
RICE BASMATI SUP. QLTY.	KG.	179.71	165.00	121.25	170.00	177.50	155.00	135.00	140.00
RICE BASMATI 385/386	KG.	87.60	82.50	81.25	80.00	82.00	70.00	87.50	100.00
RICE BASMATI BROKEN AV.QLTY	KG.	85.77	85.00	92.50	70.00	75.00	65.00	80.00	60.00
RICE IRRI-6 (SINDH/PUNJAB)	KG.	56.81	53.50	51.25	50.00	45.00	55.00	40.75	45.00
VERMICELLI	KG.	89.62	90.00	82.50	90.00	100.00	80.00	70.00	100.00
BREAD PLAIN MEDIUM SIZE	EACH	45.00	44.00	53.75	45.00	45.00	50.00	45.00	50.00
RUSK (PAPAY)	KG.	195.38	190.00	250.00	150.00	150.00	245.00	250.00	320.00
BISCUITS-PACKED	PKT	40.00	40.00	35.00	40.00	40.00	40.00	37.50	40.00
BISCUIT-BAKERY (LOOSE)	250 GM	92.88	90.00	91.25	60.00	55.00	75.00	135.00	60.00
CORNFLAKS FAUJI 225 GM.	PKT	220.00	281.25	230.00	180.00	180.00	180.00	220.00	198.00
SAMOSHA (VEGATABLE)	EACH	13.04	12.00	9.75	12.00	10.00	11.00	15.00	15.00
PASTRY AV.QLTY.	EACH	31.54	27.50	21.25	15.00	15.00	20.00	42.50	20.00
PATTIES (VEGATABLES)	EACH	17.69	11.00	10.00	15.00	12.00	20.00	30.00	20.00
NIMCO	250 GM	89.04	90.00	88.75	70.00	70.00	75.00	85.00	70.00
CHIPS	250 GM	98.94	80.00	98.75	70.00	70.00	80.00	100.00	70.00
BEEF WITH BONE AV.QLTY.	KG	461.73	390.00	352.50	350.00	0.00	400.00	390.00	350.00
MUTTON AV.QLTY.	KG	884.62	800.00	795.00	800.00	700.00	750.00	825.00	800.00
CHICKEN FARM BROILER (LIVE)	KG	152.88	150.00	182.50	138.00	156.00	140.00	150.00	170.00
FISH-RAHU MEDIUM SIZE	KG	386.54	254.38	345.00	350.00	325.00	280.00	280.00	340.00
MILK FRESH (UNBOILED)	LTR.	94.19	94.00	90.00	90.00	84.00	80.00	90.00	90.00
CURD	KG.	141.54	135.00	112.50	120.00	120.00	100.00	97.50	100.00
MILK TETRA PACK 1/2 LTR.	PKT.	65.00	70.00	58.75	60.00	60.00	70.00	67.50	70.00
LACTOGEN 400 GRAMS	PKT.	490.00	490.00	500.00	480.00	440.00	510.00	480.00	500.00
POWDER MILK NIDO 400GM.	PKT	400.00	400.00	423.75	380.00	380.00	390.00	410.00	390.00
MILK POWDER LOOSE/PACKED	KG.	514.81	562.50	560.00	520.00	520.00	480.00	800.00	370.00
BUTTER LOCAL PACKED	50 GM.	30.38	28.00	39.00	35.00	35.00	28.00	28.00	30.00
EGGS FARM	DOZ	120.96	125.00	127.50	110.00	125.00	128.00	115.00	120.00
MUSTARD OIL AV.QLTY.	KG.	184.81	160.00	162.50	150.00	150.00	150.00	195.00	160.00
COOKING OIL (DALDA)	2.5LTR	510.00	510.00	440.00	540.00	510.00	480.00	500.00	510.00
COOKING OIL (PAKWAN) OTHER BRAND SPECIFY	2.5 LTR	476.00	528.00	368.75	400.00	410.00	500.00	440.00	470.00
VEGETABLE GHEE TIN	2.5KG.	490.00	490.00	475.00	495.00	495.00	480.00	490.00	510.00
VEGETABLE GHEE (LOOSE)	KG.	159.42	195.00	180.00	160.00	160.00	145.00	130.00	120.00
DATES AV.QLTY.	KG.	279.62	140.00	152.50	130.00	105.00	225.00	235.00	220.00
PISTACHIO AV.QLTY.	50 GM.	147.69	170.00	102.50	100.00	115.00	150.00	117.50	160.00
ALMONDS WHOLE AV.QLTY.	KG.	934.62	800.00	825.00	1000.00	1000.00	1200.00	1250.00	1200.00
COCONUT DRY AV.QLTY.	KG.	424.23	445.00	242.50	390.00	450.00	380.00	320.00	400.00
RAISINS AV.QLTY.	50 GM.	33.56	25.00	23.75	30.00	25.00	25.00	29.50	20.00
GROUNDNUTS (WITH SHELL)	KG.	316.92	180.00	197.50	180.00	180.00	250.00	200.00	180.00
MALTA/MOSAMBI	DOZ	136.54	130.00	205.00	0.00	0.00	120.00	160.00	200.00
KINNU	DOZ	153.46	85.00	102.50	130.00	140.00	110.00	100.00	170.00
APPLE	KG	115.77	120.00	117.50	110.00	110.00	150.00	117.50	150.00
ALOO BUKHARA	KG	0.00	0.00	0.00	0.00	0.00	0.00	0.00	0.00
POMEGRANATE (ANNAR)	KG	205.38	220.00	245.00	212.50	250.00	200.00	225.00	250.00
GRAPES	KG	0.00	0.00	0.00	0.00	0.00	0.00	0.00	0.00
BANANAS	DOZ	65.96	50.00	47.50	55.00	55.00	55.00	55.00	30.00
MANGO KALMI	KG	0.00	0.00	0.00	0.00	0.00	0.00	0.00	0.00
GUAVA	KG	78.46	57.50	77.50	75.00	75.00	50.00	60.00	70.00
WATERMELON (TURBOOZ)	KG	0.00	0.00	0.00	0.00	0.00	0.00	0.00	0.00
MUSKMELON (KHARBOOZA)	KG	0.00	0.00	0.00	0.00	0.00	0.00	0.00	0.00
SWEETMELON (GARMA)	KG	0.00	0.00	0.00	0.00	0.00	0.00	0.00	0.00
PULSE MASOOR (WHOLE)	KG.	95.00	92.50	138.75	80.00	85.00	90.00	95.00	100.00
PULSE MASOOR (WASHED)	KG.	113.08	108.13	125.00	95.00	95.00	95.00	95.00	120.00
PULSE MOONG (WASHED)	KG.	132.12	123.75	135.00	130.00	120.00	130.00	137.50	120.00
PULSE MASH (WASHED)	KG.	149.81	136.88	152.50	140.00	135.00	140.00	145.00	140.00
PULSE GRAM	KG.	131.15	121.88	127.50	130.00	140.00	115.00	120.00	120.00
GRAM WHOLE BLACK AV QLTY.	KG.	120.19	112.50	72.50	110.00	115.00	125.00	134.00	100.00
GRAM WHOLE YELLOW AV.QLTY	KG.	169.23	145.00	122.50	180.00	180.00	140.00	160.00	160.00
BEANS (LAL LOBIA)	KG.	172.31	142.50	118.75	100.00	90.00	130.00	175.00	160.00
POTATOES	KG	25.58	21.25	35.00	20.00	22.50	20.00	20.00	10.00

Contd.

### 7.11 Intercity Consumer Prices January, 2019

Description	Unit	Karachi	Hyder- abad	Nawab- shah	Mirpur-khas	Mithi	Sukkar	Larkana	Dadu
ONION	KG	25.38	21.25	42.50	17.50	17.50	20.00	25.00	10.00
TURNIP	KG	54.04	32.50	55.00	22.50	27.50	20.00	22.50	10.00
RADISH	KG	35.58	40.00	35.00	25.00	20.00	20.00	37.50	20.00
TOMATOES	KG	41.92	28.13	42.50	12.50	10.00	35.00	40.00	20.00
CABBAGE	KG	45.58	32.50	55.00	25.00	27.50	30.00	40.00	20.00
CAULIFLOWER	KG	55.38	41.88	47.50	27.50	27.50	30.00	40.00	20.00
BRINJAL	KG	37.31	31.88	37.50	20.00	25.00	30.00	35.00	20.00
PUMPKIN	KG	0.00	0.00	0.00	0.00	0.00	0.00	0.00	0.00
BOTTLEGOURD	KG	0.00	0.00	0.00	0.00	0.00	0.00	0.00	0.00
LADY FINGER	KG	0.00	0.00	0.00	0.00	0.00	0.00	0.00	0.00
PEAS	KG	43.46	42.50	110.00	35.00	35.00	60.00	45.00	30.00
SPINACH	KG	33.85	30.00	37.50	22.50	22.50	20.00	34.00	20.00
TINDA	KG	0.00	0.00	0.00	0.00	0.00	0.00	0.00	0.00
TURAI	KG	0.00	0.00	0.00	0.00	0.00	0.00	0.00	0.00
KARAILA	KG	0.00	0.00	0.00	0.00	0.00	0.00	0.00	0.00
ARVI	KG	0.00	0.00	0.00	0.00	0.00	0.00	0.00	0.00
CHILLIES GREEN	KG	70.38	48.75	45.00	40.00	37.50	40.00	40.00	30.00
CARROT	KG	38.46	20.63	35.00	20.00	20.00	30.00	35.00	15.00
CUCUMBER (KHEERA)	KG	71.15	52.50	45.00	55.00	55.00	60.00	65.00	50.00
LEMON	250GM	45.00	38.13	37.50	27.50	27.50	30.00	40.00	20.00
SUGAR REFINED	KG.	59.12	59.00	54.25	57.50	58.00	58.00	55.00	60.00
GUR AV.QLTY	KG.	99.42	95.00	72.50	75.00	77.50	75.00	79.00	80.00
HONEY LANGANESE 500 GM.	BOTTLE	1050.00	1075.00	830.00	740.00	850.00	750.00	900.00	1000.00
MILO 200 GM.	BOTTLE	233.33	280.00	215.00	340.00	190.00	206.00	305.88	200.00
CUSTARD POWDER RAFHAN 300 GM.	PKT	85.00	80.00	80.00	85.00	85.00	85.00	80.00	80.00
TOFFEE (HILAL)	EACH	1.00	1.00	1.00	1.00	1.00	1.00	2.00	1.00
CHOWKELATE CANDY (SMALL SIZE)	EACH	5.00	5.00	10.00	5.00	5.00	5.00	5.00	5.00
SWEETMEAT (MIXED)	KG	527.31	450.00	392.50	450.00	410.00	450.00	500.00	400.00
ICE CREAM WALLS	CUP.	40.00	40.00	41.25	45.00	45.00	40.00	50.00	40.00
ICE	KG	11.90	10.00	20.00	10.00	10.00	10.00	17.50	10.00
JAM AHMED/MITCHELLES	BOTTLE	145.00	160.00	137.50	145.00	145.00	150.00	150.00	140.00
SQUASH-MITCHELLES	BOTTLE	185.00	175.00	165.00	175.00	175.00	175.00	185.00	150.00
ROOH AFZA	BOTTLE	190.00	190.00	170.00	190.00	190.00	190.00	190.00	190.00
JAM-E-SHIREEN	BOTTLE	200.00	200.00	190.00	190.00	190.00	200.00	200.00	200.00
SAUNF	50 GM	23.56	20.00	25.00	10.00	15.00	20.00	20.00	20.00
CINAMON LOOSE AV. QLTY	50 GM.	32.21	40.00	41.25	30.00	30.00	30.00	27.50	20.00
CUMINSEED WHITE NATIONAL	50 GM.	70.00	70.00	70.00	70.00	70.00	70.00	75.00	80.00
PEPPER BLACK NATIONAL	50 GM.	110.00	110.00	110.00	110.00	110.00	110.00	110.00	110.00
CLOVES LOOSE AV.QLTY	50 GM.	96.15	85.00	87.50	80.00	80.00	80.00	80.00	90.00
CARDAMOM LARGE LOOSE AV.QLTY	50 GM.	152.69	100.00	160.00	80.00	117.50	100.00	95.00	90.00
CARDAMOM SMALL AV.QLTY	50 GM.	185.58	165.00	117.50	160.00	160.00	140.00	150.00	130.00
SALT-POWDERED (LAHORI) LOOSE	KG.	12.00	15.00	13.50	15.00	15.00	10.00	10.00	12.00
SALT POWDERED (NATIONAL/SHAN)	PKT	30.77	30.00	28.00	30.00	30.00	30.00	30.00	30.00
CHILLIES POWD.NATIONAL 200GM	PKT	150.00	150.00	120.00	120.00	120.00	120.00	180.00	150.00
CHILLIES POWDER LOOS	KG.	374.62	400.00	242.50	240.00	250.00	400.00	290.00	280.00
CORRIANDER SEED POWD.NATIONAL	PKT	130.00	130.00	104.00	120.00	104.00	104.00	105.00	104.00
CORRIANDER SEED (LOOSE)	KG.	290.77	227.50	257.50	170.00	175.00	200.00	240.00	220.00
TURMERIC POWD.NATIONAL 50GM	PKT.	40.00	40.00	35.00	40.00	40.00	35.00	40.00	40.00
CURRY POWD. NATIONAL 200 GM	PKT.	86.00	87.00	86.00	86.00	86.00	87.00	87.00	86.00
TOMATO KETCHUP AHMED/MITCHL	BOTTLE	90.00	110.00	95.00	85.00	85.00	90.00	120.00	100.00
PICKLES AHMED/MITCHELLES	BOTTLE	120.00	140.00	130.00	140.00	140.00	115.00	120.00	150.00
VINEGAR SYNTHETIC (SIRKA)	BOTTLE	75.00	80.00	100.00	65.00	65.00	80.00	90.00	85.00
GARLIC	KG	170.77	185.00	142.50	155.00	165.00	190.00	135.00	160.00
GINGER	KG	207.69	200.00	155.00	155.00	165.00	200.00	195.00	180.00
TAPAL DANEDAR TEA 200GM PACKET	PKT	200.00	200.00	185.00	205.00	205.00	194.73	190.00	205.00
TEA LIPTON YELLOW LABEL 200GM.	PKT.	221.05	221.05	195.00	205.00	205.00	221.05	221.05	205.00
TEA LOOSE KENYA AV.QLTY 250GM.	PKT.	173.46	150.00	157.50	200.00	220.00	150.00	140.00	130.00
COFFEE-NESCAFE 75 GM. **	BOTTLE	375.00	380.00	360.00	300.00	350.00	320.00	390.00	360.00
COLD DRINK (STANDARD SIZ)	BOTTLE	25.00	25.00	25.00	25.00	25.00	25.00	25.00	25.00
FRUIT JUICE TETRA PACK	PKT.	20.00	20.00	20.00	15.00	20.00	20.00	20.00	20.00
MINERAL WATER NESTLE 1.5 LTR	BOTTLE	55.00	55.00	50.00	50.00	55.00	50.00	50.00	50.00
CIGARETTES K-2 10'S **	PKT	60.00	60.00	60.00	60.00	50.00	60.00	50.00	60.00
CIGARETTES CAPSTAN 10'S **	PKT	65.00	60.00	70.00	70.00	70.00	60.00	60.00	60.00
CIGARETTES GOLD LEAF 20'S	PKT	150.00	150.00	160.00	150.00	150.00	150.00	150.00	150.00
CIGARETTES MORVEN GOLD 20'S	PKT	65.00	60.00	60.00	70.00	70.00	60.00	58.00	60.00
BETEL LEAVES	50GM.	122.12	100.00	77.50	120.00	140.00	120.00	95.00	100.00

Contd.

### 7.11 Intercity Consumer Prices January, 2019

Description	Unit	Karachi	Hyder- abad	Nawab- shah	Mirpur-khas	Mithi	Sukkar	Larkana	Dadu
BETEL NUTS	KG.	1184.62	1300.00	1500.00	1400.00	1600.00	800.00	2150.00	800.00
LONG CLOTH 57" GUL AHMED/AL-KARAM	METER	180.38	225.00	302.50	190.00	225.00	375.00	200.00	300.00
SHIRTING AV.QLTY.	METER	164.23	140.00	223.75	100.00	140.00	175.00	157.50	140.00
PANT CLOTH W & WEAR AV.QLTY	METER	401.83	387.50	450.00	300.00	387.50	600.00	350.00	300.00
LAWN PRINTED GUL AHMED/AL-KARAM	METER	415.00	280.00	400.00	270.00	275.00	394.00	366.66	300.00
GEORGETTE AV.QLTY	METER	121.54	120.00	226.25	145.00	145.00	150.00	130.00	100.00
LINEN AV.QLTY ***	METER	159.23	140.00	152.50	165.00	175.00	175.00	190.00	110.00
HEAVY WT SUITING LAWERNCPUR AVG QLTY	METER	2800.00	2400.00	1400.00	1400.00	1500.00	1800.00	1100.00	900.00
HEAVY WT SUITING LAWERNCPUR SUP QLTY	METER	3630.77	3000.00	2300.00	1400.00	2500.00	2000.00	1300.00	1300.00
TROPICAL SUITING LAW.PUR	METER	1850.00	1850.00	0.00	900.00	1300.00	1400.00	900.00	750.00
PANT BOY 24"/26" LENGTH.	EACH	715.38	550.00	887.50	400.00	550.00	525.00	460.00	900.00
SHIRT BOY 24"/26" LENGTH	EACH	528.85	400.00	800.00	300.00	400.00	450.00	430.00	825.00
SCHOOL UNI. PANT,SHIRT BOYS	SUIT	1027.31	950.00	937.50	700.00	850.00	760.00	700.00	670.00
SCHOOL UNI. KAMEEZ,SHAL.BOYS	SUIT	800.00	800.00	850.00	600.00	750.00	760.00	700.00	475.00
SCHOOL UNI. KAMEEZ,SHAL.GIRL	SUIT	876.92	800.00	900.00	700.00	750.00	1000.00	700.00	640.00
FROCK W/WEAR GIRLS	EACH	1734.62	1500.00	975.00	600.00	1400.00	1000.00	600.00	1100.00
AWAMI-SUIT W & W(BOY) 24"/26	SUIT	1325.00	1000.00	1037.50	800.00	1000.00	1200.00	1200.00	800.00
AWAMI-SUIT W&W (GENTS)AV.QLTY	SUIT	1888.46	1600.00	1600.00	1200.00	1600.00	1200.00	1100.00	1200.00
PULLOVER GENTS OXFORD/BON.	EACH	4150.00	3500.00	3250.00	2200.00	3100.00	3250.00	3100.00	3500.00
PULLOVER LADIES OXFORD/BON.	EACH	3990.00	3400.00	3000.00	2100.00	3000.00	3500.00	2360.00	3000.00
PULLOVER (GENTS) OTHERS A.QTY	EACH	1096.15	900.00	1575.00	800.00	900.00	900.00	1000.00	1000.00
SECOND-HAND COAT FOR MEN	EACH	531.73	300.00	262.50	275.00	325.00	400.00	425.00	600.00
SECONDHAND SWEETER FOR MEN DUP QLTY	EACH	355.77	155.00	412.50	225.00	212.50	225.00	300.00	300.00
SECONDHAND WINTER JACKET	EACH	550.00	225.00	462.50	225.00	190.00	400.00	415.00	400.00
UNDERWEAR AV.QLTY MEDIUM SIZE	EACH	186.92	140.00	182.50	90.00	120.00	120.00	160.00	60.00
VEST FOR MEN AV.QLTY.	EACH	186.54	155.00	117.50	105.00	120.00	125.00	165.00	120.00
VEST/SHAMEEZ (WOMEN) AVG. QLTY	EACH	147.31	150.00	360.00	85.00	150.00	120.00	155.00	200.00
SOCKS NYLON (PAKISTANI)	PAIR	76.92	80.00	110.00	80.00	80.00	90.00	90.00	60.00
BRASSIER AV.QLTY.	EACH	186.92	180.00	250.00	137.50	180.00	135.00	180.00	120.00
BRASSIER SUP QLTY	EACH	418.08	300.00	400.00	365.00	365.00	300.00	300.00	220.00
DOPATTA GEORGETTE AV.QLTY.	EACH	254.23	220.00	350.00	325.00	310.00	250.00	400.00	250.00
DOPATTA COTTON AV GLTY	EACH	271.92	220.00	310.00	225.00	260.00	225.00	350.00	200.00
CHADDAR (W/WEAR) (2x2.5 MTR)	EACH	554.62	450.00	1200.00	350.00	400.00	290.00	520.00	800.00
LUNG/DHOTI(COTTON) AVG. QLTY	EACH	343.27	287.50	312.50	325.00	310.00	290.00	480.00	300.00
HANDKERCHIEF AVG. QLTY PAK	EACH	63.08	47.50	62.50	42.50	45.00	50.00	50.00	50.00
HANDKERCHIEF SUP. QLTY PAK	EACH	106.92	80.00	117.50	65.00	80.00	80.00	100.00	130.00
GLOVES AV QLTY	PAIR	65.00	60.00	97.50	75.00	65.00	90.00	90.00	200.00
AZARBAND COTTON AVG. QLTY	EACH	16.94	15.00	26.25	11.00	12.00	20.00	35.00	20.00
SEWING THREAD/REEL(ASLI PARI)	EACH	7.00	7.00	7.00	10.00	10.00	7.00	7.00	8.00
WASHING CHARGES PAINT & SHIRT	SUIT	74.62	120.00	65.00	60.00	120.00	65.00	115.00	70.00
DRY CLEANING SUIT COAT PANT	SUIT	319.23	290.00	300.00	200.00	290.00	300.00	290.00	250.00
WASHING CH. (KAMIZ-SHALWAR)	PAIR	75.00	90.00	97.50	50.00	80.00	55.00	70.00	60.00
TAILORING SHIRT	EACH	476.92	425.00	450.00	300.00	425.00	500.00	425.00	400.00
TAILORING CHARGES PANT (MEN)	EACH	761.54	850.00	795.00	400.00	825.00	700.00	550.00	750.00
TAILORING COAT-PANT SUIT	SUIT	5288.46	4000.00	4000.00	3000.00	4000.00	5000.00	3500.00	3200.00
TAILORING AWAMI-SUIT (MALE)	SUIT	731.73	750.00	600.00	500.00	750.00	600.00	800.00	500.00
TAILORING SUIT FEMALE	SUIT	718.27	500.00	675.00	500.00	500.00	600.00	800.00	400.00
GENTS SHOES PAUL BATA	PAIR	1199.00	1199.00	1199.00	1199.00	1199.00	1199.00	1199.00	1199.00
GENTS SANDAL BATA	PAIR	699.00	699.00	699.00	699.00	699.00	699.00	699.00	699.00
GENTS SPOUNG CHAPPAL BATA	PAIR	199.00	199.00	199.00	199.00	199.00	199.00	199.00	199.00
LADIES SANDAL BATA	PAIR	599.00	599.00	599.00	599.00	599.00	599.00	599.00	599.00
LADIES SPOUNG CHAPPAL BATA	PAIR	199.00	199.00	199.00	199.00	199.00	199.00	199.00	199.00
CHILD SHOE POWER LITE BATA	PAIR	699.00	699.00	699.00	699.00	699.00	699.00	699.00	699.00
GENTS SHOE, ART 1109 SERVICE	PAIR	999.00	999.00	999.00	999.00	999.00	999.00	999.00	999.00
NYLON JOGGER 27 SIZE 2-5 ***	PAIR	1399.00	1399.00	1399.00	1399.00	1399.00	1399.00	1399.00	1399.00
CHINA FOOT WEAR AV. QLTY (MALE) *	PAIR	832.69	550.00	447.50	450.00	550.00	637.50	750.00	1200.00
CHINA FOOT WEAR AV. QLTY (FEMALE) *	PAIR	773.08	400.00	400.00	250.00	400.00	550.00	300.00	600.00
CHINA FOOT WEAR AV. QLTY (CHILDREN) *	PAIR	636.35	400.00	382.50	200.00	400.00	425.00	300.00	650.00
SHOE REPAIR HALF SOLE	PAIR	135.77	100.00	82.50	80.00	80.00	65.00	200.00	120.00
SHOES POLISH CHARGES AVERAGE SHOP	PAIR	25.77	20.00	22.50	15.00	20.00	18.75	30.00	20.00
HOUSE RENT (combined)	MONTH	11522.00	6212.00	4135.00	5099.00	3662.00	6280.00	4876.00	4074.00
rent 2	pm	11522.00	6212.00	4135.00	5099.00	3662.00	6280.00	4876.00	4074.00
RENT3	PM	11522.00	6212.00	4135.00	5099.00	3662.00	6280.00	4876.00	4074.00
RENT4	PM	11522.00	6212.00	4135.00	5099.00	3662.00	6280.00	4876.00	4074.00
RENT5	PM	11522.00	6212.00	4135.00	5099.00	3662.00	6280.00	4876.00	4074.00
RENT6	PM	11522.00	6212.00	4135.00	5099.00	3662.00	6280.00	4876.00	4074.00

Contd.

### 7.11 Intercity Consumer Prices January, 2019

Description	Unit	Karachi	Hyder- abad	Nawab- shah	Mirpur-khas	Mithi	Sukkar	Larkana	Dadu
SYNTHETIC ENEMAL ROBIALAC BALTI 3.64 LTR.	EACH	2400.00	1990.00	1600.00	2200.00	2200.00	1900.00	2100.00	1700.00
SYNTHETIC ENEMAL ICI BALTI 3.64 LTR.	EACH	2400.00	2750.00	2262.50	2200.00	2200.00	1900.00	2400.00	1700.00
CEMENT (LOCAL) SPECIFY BRAND NAME	BAG	621.92	630.00	622.50	620.00	630.00	620.00	630.00	620.00
BRICKS (NEW) IST CLASS	P/1000	11916.67	6000.00	6000.00	5600.00	6300.00	6500.00	6000.00	5000.00
CEMENT BLOCKS (6"x8"x12")	P/100	3534.62	2550.00	3800.00	0.00	0.00	0.00	0.00	3000.00
BAJREE	100CFT	5211.54	3000.00	2300.00	4300.00	5600.00	4000.00	3550.00	2500.00
SAND (BLACK PIT SAND)	K100CFT	4961.54	1500.00	1600.00	0.00	2000.00	2000.00	1600.00	2100.00
TIMBER SHESHAM LOG IST QUALITY	cbumt.	63500.00	39600.00	41950.00	0.00	0.00	52965.00	44143.00	55500.00
IRON BAR (M.S. BAR) 1/2"	P/TON	96115.38	95000.00	93000.00	94000.00	94500.00	95000.00	95000.00	93000.00
CARPANTER WAGE RATE	P/DAY	1292.31	1200.00	900.00	700.00	1000.00	1000.00	800.00	1000.00
MASON (RAJ) WAGE RATE	P/DAY	1430.77	1200.00	1000.00	700.00	1000.00	1000.00	900.00	1000.00
UNSKILLED LABOUR WAGE RATE	P/DAY	932.69	700.00	512.50	400.00	600.00	450.00	400.00	500.00
PLUMBER WAGE RSTE	P/DAY	1430.77	1200.00	812.50	700.00	1000.00	1000.00	600.00	800.00
ELECTICIAN WAGE RATE PER DAY **	P/DAY	1169.23	1000.00	800.00	0.00	0.00	0.00	600.00	800.00
ELECTICIAN WAGE RATE PER POINT **	P/PNT	211.54	150.00	200.00	100.00	100.00	87.50	135.00	100.00
WATER CHARGES PER HOUSE	P/MONTH	157.00	230.00	40.00	20.00	230.00	130.00	150.00	35.00
ELECT.CHARGES UPTO 50 UNITS	P/UNIT	2.00	2.00	2.00	2.00	2.00	2.00	2.00	2.00
ELECT.CHARGES 01 - 100 UNIT	P/UNIT	6.22	6.22	6.22	6.22	6.22	6.22	6.22	6.22
ELECT.CHARGES 101 - 300 UNIT	P/UNIT	9.59	9.59	9.59	9.54	9.59	9.59	9.59	9.59
ELECT.CHARGES 301 - 1000 UNIT	P/UNIT	18.03	18.03	18.03	18.03	18.03	18.03	18.03	18.03
ELECT.CHARGES ABOVE 1000 UNIT	P/UNIT	21.13	21.13	21.13	21.13	21.13	21.13	21.13	21.13
ELEC	PM	11.39	11.39	11.39	11.39	11.39	11.39	11.39	11.39
GAS CHR9 upto 3.3719 MMBUT	MMBTU	145.08	145.08	145.08	145.08	0.00	145.08	145.08	145.08
GAS CHR9 3.3719 - 6.7438 MMBUT	MMBTU	308.88	308.88	308.88	308.88	0.00	308.88	308.88	308.88
GAS CHR9 6.7438 - 10.1157 MMBUT	MMBTU	321.75	321.75	321.75	321.75	0.00	321.75	321.75	321.75
GAS CHR910.1157 - 13.4876 MMBUT	MMBTU	1310.40	1310.40	1310.40	1310.40	0.00	1310.40	1310.40	1310.40
GAS	PM	1708.20	1708.20	1708.20	1708.20	0.00	1708.20	1708.20	1708.20
GAS	PM	758.86	758.86	758.86	758.86	0.00	758.86	758.86	758.86
KEROSENE OIL	LTR	133.75	124.00	88.50	125.00	130.00	115.00	140.00	130.00
FIREWOOD WHOLE	40 KG.	667.31	600.00	407.50	500.00	450.00	400.00	450.00	450.00
CHAIR SHESHAM WOOD WITH ARMS **	EACH	2200.00	1400.00	2050.00	1000.00	1100.00	2800.00	2600.00	1800.00
CHAIR PLASTIC (CHAIRMAN) AVERAGE QUALITY	EACH	957.69	800.00	800.00	500.00	700.00	1350.00	850.00	1000.00
TABLE SHESHAM WOOD (4X2X5") ***	EACH	8000.00	3616.67	6000.00	2700.00	3600.00	7500.00	8000.00	6500.00
SOFASET WOODEN WITH FOAM SEAT **	SET	20692.31	15125.00	17875.00	15500.00	14500.00	16000.00	23000.00	24000.00
COT IRON (WITH NIWAR)AV.QLTY.	EACH	2634.62	2000.00	2550.00	2000.00	2000.00	2250.00	3600.00	3000.00
ALMIRAH (STEEL) 6'X3' 20 GUAGE	EACH	11634.62	8750.00	10000.00	6750.00	7150.00	16000.00	10000.00	22000.00
DINNING TABLE 6 CHAIRS A.QLTY	SET	15615.38	26000.00	20500.00	11000.00	26000.00	30000.00	18500.00	26000.00
SINGLE BED WITHOUT FOAM MED.	EACH	6153.85	5500.00	7375.00	5500.00	5500.00	15000.00	11000.00	6500.00
MATRESS SINGLE(4"THICK)	EACH	5600.00	6300.00	4950.00	7400.00	7400.00	4500.00	6600.00	6900.00
FARSHI DARI 12'X9' AV.QLTY	EACH	1565.38	1000.00	1412.50	850.00	1000.00	900.00	1380.00	800.00
DARI COTTON (6'x2 1/2') AV.QL	EACH	609.62	425.00	1175.00	400.00	500.00	600.00	600.00	400.00
CARPET PLAIN AV. QLTY	SQFT.	66.73	45.00	45.00	45.00	45.00	30.00	93.00	30.00
QUILT (LIHAF) 3 KG. COTTON	EACH	1619.23	1100.00	1175.00	650.00	975.00	1200.00	950.00	600.00
BLANKET (90" x 54")	EACH	4221.15	4000.00	4125.00	2000.00	3600.00	3000.00	3600.00	3800.00
BEDSHEET SINGLE BED SUP.QLTY	EACH	863.46	600.00	750.00	400.00	600.00	500.00	850.00	900.00
BED SHEET DOUBLE WITH TWO PILLOW COVERS SUP QLTY	SET	1600.00	950.00	1475.00	600.00	600.00	900.00	1500.00	1200.00
TOWEL(3'x2') AV. QALTY	EACH	268.27	200.00	305.00	140.00	200.00	250.00	250.00	200.00
CEILING FAN 48" SUPER QLTY **	EACH	3846.15	3200.00	3375.00	2900.00	3400.00	3500.00	3950.00	3500.00
PEDESTAL FAN 22" SUPER QLTY	EACH	4830.77	4000.00	4475.00	4000.00	5400.00	4500.00	3800.00	4300.00
REFG. DAWLENCE 10 CFT. D.DOOR	EACH	33000.00	32000.00	28000.00	33000.00	33000.00	35000.00	33000.00	29500.00
D-FREEZER WAVES 8 CFT.	EACH	29596.15	27900.00	28000.00	29000.00	30000.00	32000.00	33000.00	31500.00
AIRCONDITIONER 1.5 TON PEL	EACH	40000.00	44000.00	43000.00	35000.00	35000.00	52000.00	47000.00	58500.00
SPLIT AIR CONDITIONER 1.5 TON (SPECIFY BRAND NAME)	EACH	43000.00	46000.00	44500.00	42000.00	42000.00	46500.00	49000.00	48000.00
AIRCOOLER SUPER ASIA	EACH	11500.00	10500.00	12000.00	10500.00	10800.00	12300.00	12500.00	11000.00
WASHING MACHINE SINGER	EACH	17000.00	18000.00	12500.00	18500.00	18500.00	16000.00	15600.00	14700.00
SEWING MACHINE(SINGER)	EACH	8080.00	8080.00	7105.00	8080.00	8080.00	7500.00	7400.00	7400.00
GIZER LARGE SIZE 30 GALLON CAPACITY SUP QLTY	EACH	24600.00	25900.00	23575.00	18000.00	22950.00	17000.00	18800.00	22500.00
GAS BURNER DOUBLE SPFY.BRAND	EACH	2365.38	1800.00	2000.00	1700.00	1800.00	2100.00	1925.00	2500.00
ELECT. IRON PHILIPS MDL.1120	EACH	1800.00	1700.00	2025.00	1250.00	1700.00	1900.00	2500.00	2000.00
ELECTRIC JUICER FOR APPLE	EACH	5386.54	4000.00	6000.00	3000.00	4000.00	4000.00	5500.00	3800.00
S.STEEL DEGHCHI MEDIUM SIZE ***	EACH	815.38	500.00	700.00	480.00	500.00	800.00	560.00	600.00
ALUMINIUM COOKING PAN (DEGCHI ) MED SIZE	EACH	775.00	500.00	397.50	370.00	380.00	600.00	560.00	500.00
NON STICK COOKING PAN (DEGCHI ) SUP. QLTY	EACH	915.38	800.00	1000.00	600.00	650.00	1200.00	800.00	900.00
FRYING PAN STEEL AVG. QLTY MED. SIZE	EACH	417.31	350.00	360.00	260.00	260.00	500.00	500.00	250.00
TAWA IORN (MEDIUM SIZE) AVG. QLTY	EACH	390.38	250.00	312.50	300.00	300.00	500.00	377.50	300.00
S.STEEL PLATE A.QLTY.(M.SIZE)	EACH	93.27	70.00	84.00	55.00	60.00	70.00	120.00	100.00

Contd.



### 7.11 Intercity Consumer Prices January, 2019

Description	Unit	Karachi	Hyder- abad	Nawab- shah	Mirpur-khas	Mithi	Sukkar	Larkana	Dadu
TABLE SPOON S.STEEL SUP.QLTY.	DOZEN	273.08	300.00	322.50	250.00	300.00	400.00	1230.00	300.00
WATER SET JUG+6 GLASSES (OMROC)	SET	653.85	500.00	787.50	350.00	500.00	600.00	600.00	605.00
TEA SET PAK. CHINAWARE 21 PCS.	SET	1637.69	1400.00	1975.00	1250.00	1450.00	2500.00	1350.00	3000.00
DINNER SET PLASTIC 72 PIECES SUPERIOR QLTY	SET	7153.85	5000.00	4875.00	2600.00	4000.00	6500.00	4800.00	7000.00
HOTPOT SET PLASTIC 3 PCS.	SET	1511.54	1200.00	1200.00	1000.00	1200.00	1500.00	2000.00	1500.00
BUCKET(BALTI) PLASTIC MED.SIZ	EACH	419.23	300.00	705.00	300.00	290.00	400.00	450.00	400.00
LOTA PLASTIC (MED SIZE) AVERAGE QUALITY	EACH	83.46	65.00	57.50	50.00	65.00	70.00	60.00	60.00
PRESURE COOKER 4 LTR.	EACH	1861.54	1600.00	1900.00	900.00	1600.00	2000.00	1800.00	1900.00
WATER COOLER 9/10 LTR.PLASTIC ***	EACH	615.38	600.00	929.25	600.00	630.00	800.00	500.00	500.00
THERMOS STARVAC 1 LTR	EACH	584.62	450.00	552.50	350.00	450.00	650.00	500.00	700.00
BULB PHILIPS 100-WATTS	EACH	50.00	48.00	30.00	30.00	35.00	30.00	35.00	45.00
TUBE LIGHT PHILIPS 40 WATTS	EACH	150.00	155.00	130.00	110.00	120.00	105.00	120.00	120.00
ELECTRIC BLUBS "0" WATTE LOCAL	EACH	26.54	25.00	25.00	20.00	25.00	22.00	22.50	25.00
ELECTRIC BLUB ENERGY SAVER 14 WATTS	EACH	180.00	200.00	185.00	170.00	200.00	155.00	180.00	140.00
WASHING SOAP 250 GMS SPECIFY BRAND NAME	EACH	14.00	40.00	36.00	25.00	30.00	30.00	30.00	35.00
SURF EXCEL 400 GMS POLY BAG	EACH	150.00	145.00	145.00	145.00	145.00	104.00	135.00	116.00
WASHING POWDER 1000 GRM	EACH	190.00	190.00	180.00	175.00	175.00	185.00	190.00	190.00
WASHING POWDER (WHEEL/ BONUS) 100 GRAMS	EACH	95.00	110.00	125.00	85.00	90.00	95.00	90.00	125.00
CLEANSER POWDER VIM 1000 GM	PKT.	80.00	88.88	75.00	75.00	75.00	75.00	80.00	94.00
FINIS 500 ML	BOTTLE	180.00	282.35	200.00	125.00	225.00	210.00	170.00	275.00
PHNYLE TYPHONE/FINIS/CARRANITE 3 LITRES	BOTTLE	140.00	174.54	180.00	110.00	120.00	150.00	150.00	160.00
HARPIC	BOTTLE	190.00	190.00	190.00	160.00	160.00	170.00	180.00	160.00
BOOT POLISH CHERRY/KIWI 50ML	EACH	140.00	135.00	130.00	130.00	135.00	115.00	115.00	167.00
ROBIN BLUE (35 GRAMS)	PKT.	35.00	47.22	35.00	30.00	30.00	30.00	32.00	60.00
TISSU PAPER PERFUMED 100 PCS.	PKT	150.00	125.00	100.00	90.00	120.00	110.00	150.00	100.00
TOILET PAPER ROLL (R.PETEL)	P/ROLL	45.00	50.00	35.00	45.00	50.00	35.00	40.00	30.00
BOOT POLISH LIQUID CHEERY BLOSSOM KIWI 75 ML	BOTTLE	160.00	160.00	160.00	120.00	160.00	160.00	160.00	160.00
MATCH BOX SMALL	EACH	3.00	3.00	3.00	3.00	3.00	2.00	3.00	2.00
DRY CELL 1.5 VOLT(LOCAL)	EACH	15.00	15.00	25.00	30.00	30.00	35.00	20.00	25.00
HAND STITCHING NEEDLE M.SIZE	PACKET	9.31	8.00	8.00	5.00	8.00	10.00	10.00	10.00
SEWING MACHINE NEEDLE (SINGER)	EACH	5.00	6.00	10.00	5.00	6.00	10.00	7.00	5.00
HOUSEHOLD SERVANT FEMALE P/T	P/MNTH	2653.85	1300.00	2000.00	800.00	1050.00	1625.00	2100.00	1500.00
MARRIAGE HALL WITH FURNITURE	P/HEAD	303.08	210.00	77.50	120.00	140.00	150.00	150.00	100.00
SEPTRAN TABLETS	10TAB.	20.00	20.00	18.75	16.00	19.00	20.00	19.30	20.00
BRUFEN TABS 200-MG.	10TAB.	10.00	15.00	24.00	10.00	10.00	23.00	12.00	10.00
PANADOL TAB. EXTRA/PLAIN	10TAB.	15.00	12.00	11.50	12.00	12.00	15.00	12.00	12.00
DISPRIN TAB.	10TAB.	15.00	13.30	12.25	13.00	13.00	13.00	14.00	13.00
TRISIL TAB.	10 TAB	10.00	10.70	10.75	10.00	10.00	10.00	10.00	10.00
FLAGYL TAB. 200 MG.	10TAB.	10.00	16.00	14.50	10.00	10.00	15.00	10.00	10.00
VENTOLIN TAB. 2MG.	10TAB.	10.00	10.00	10.25	10.00	10.00	10.00	10.00	10.00
DAONIL TAB. 5 MG.	10TAB.	17.00	17.00	18.00	17.00	17.00	17.00	16.83	17.00
ENTOX TAB.	10TAB.	20.00	15.00	15.25	10.00	15.00	15.00	15.00	15.00
RENITEC TAB. 5 MG.	10TAB.	62.00	58.50	60.00	58.00	58.50	60.00	58.50	58.50
CAC. 1000 TAB	BOTTLE	133.00	133.08	133.00	124.00	124.00	133.00	128.00	134.00
AMOXIL CAPSOLE 250 MG.S	10CAP.	36.50	40.00	37.75	35.00	35.00	40.00	35.00	35.60
CALCIUM SYRUP SANDOZ	BOTTLE	64.00	64.00	64.00	64.00	64.00	64.00	64.00	64.65
LEDERPLEX SYRUP	BOTTLE	52.74	52.47	52.00	52.74	52.74	52.00	52.74	52.74
SANCOS SYRUP (50 ML.)	BOTTLE	30.00	55.00	30.00	30.00	30.00	30.00	30.00	30.00
PHENERGAN SYRUP 120 ML.	BOTTLE	35.00	36.72	37.00	33.00	33.00	36.64	33.00	37.00
CALPOL SYRUP 60 ML.	BOTTLE	51.21	51.00	28.00	28.00	28.00	30.75	28.00	30.00
HYDRYLLIN SYRUP 120 ML.	BOTTLE	69.00	69.00	69.00	69.00	69.00	69.00	69.00	69.00
POLYFAX EYE OINTMENT	TUBE	22.00	22.00	22.00	21.00	21.00	22.00	21.00	22.50
BETNESOL EYE DROPS	BOTTLE	34.60	34.50	33.00	34.00	34.00	33.89	34.00	33.89
EAR DROPS (CARDISPORINE) ***	BOTTLE	25.00	25.00	23.00	25.00	23.00	21.00	21.00	21.00
BETNOVATE-N OINTMENT 5 GMS	TUBE	16.68	19.83	59.00	16.00	16.00	18.33	16.00	20.00
BURNOL CREAM 30 GRM	TUBE	55.42	55.42	55.00	55.42	55.42	55.00	55.00	57.25
VICKS VAPORUB/BALM	BOTTLE	36.00	36.00	36.00	36.00	36.00	36.00	36.00	36.00
GLYCRINE SMALL BOTTLE	BOTTLE	35.00	33.00	30.00	33.00	33.00	15.00	15.00	15.00
JOUHAR JOSHANDA	PKT.	10.00	10.00	7.00	10.00	10.00	10.00	10.00	10.00
GALXOS-D (450 GRMS)	PKT.	157.50	157.50	140.00	150.00	150.00	157.50	140.00	157.50
GRIPE-WATER WOODWARDS	BOTTLE	60.00	60.00	60.00	60.00	60.00	60.00	60.00	60.00
SANIPLAST ONE PUTTY	EACH	2.00	2.00	2.00	1.00	1.50	2.00	2.00	2.00
O.R.S. (NIMCOL)	PKT.	18.00	18.00	16.00	17.00	18.00	15.00	17.00	18.00
DETTOL (MEDIUM)	BOTTLE	150.00	150.00	100.00	85.00	85.00	120.00	100.00	150.00
COTTON BANDAGE 2" - 4"	EACH	10.00	8.00	8.00	15.00	15.00	15.00	15.00	10.00
THERMOMETER CHINA	EACH	60.00	50.00	42.50	40.00	45.00	40.00	40.00	50.00

Contd.

### 7.11 Intercity Consumer Prices January, 2019

Description	Unit	Karachi	Hyder- abad	Nawab- shah	Mirpur-khas	Mithi	Sukkar	Larkana	Dadu
DOCTOR (MBBS) CLINIC FEE	P/PAT.	213.46	100.00	200.00	100.00	100.00	150.00	300.00	200.00
URINE TEST (DR) CHARGES	P/TEST	171.15	120.00	147.50	70.00	100.00	170.00	150.00	100.00
BLOOD TEST (CP) CHARGES	P/TEST	334.62	225.00	300.00	200.00	225.00	290.00	250.00	300.00
SUGAR TEST (RANDOM/FASTING BOTH) CHARGES	P/TEST	315.38	200.00	240.00	200.00	200.00	200.00	300.00	140.00
ECG CHARGES	P/TEST	361.54	225.00	350.00	200.00	225.00	350.00	200.00	400.00
X-RAY (CHEST) CHARGES	P/X-RAY	330.77	325.00	462.50	200.00	325.00	300.00	450.00	300.00
CAR SUZUKI 800 CC (W/O. A/C)	EACH	817750.00	840000.00	817750.00	817750.00	0.00	817750.00	817750.00	0.00
CAR SUZUKI 1000 CC	EACH	1400000.00	1380000.00	1400000.00	1405000.00	0.00	0.00	1400000.00	0.00
CAR TOYOTA 1300 CC	EACH	2229000.00	1979000.00	1979000.00	0.00	0.00	0.00	0.00	0.00
CAR HONDA CIVIC	EACH	2852125.00	0.00	2861500.00	0.00	0.00	0.00	0.00	0.00
MOTORCYCLE HONDA CD-70.	EACH	69500.00	69500.00	69500.00	69500.00	69500.00	69500.00	69500.00	68900.00
MOTORCYCLE YAMAHA 100CC.	EACH	78600.00	79300.00	0.00	0.00	0.00	78500.00	79300.00	0.00
MOTOR CYCLE HERO 70 CC	EACH	47000.00	43000.00	44000.00	45500.00	0.00	45500.00	45000.00	0.00
BICYCLE WITH TYRES & TUBES	EACH	6500.00	7600.00	9000.00	8250.00	8750.00	10000.00	8500.00	8500.00
TYRE CAR WITH TUBE GENERAL	EACH	4200.00	3200.00	3800.00	3700.00	3600.00	3200.00	3600.00	3300.00
TYRE MOTOR CYCLE WITHOUT TUBE	EACH	1350.00	1150.00	1025.00	1300.00	1225.00	1320.00	1340.00	1400.00
TYRE CYCLE SPECIFY BRAND NAME	EACH	306.92	350.00	417.50	390.00	425.00	350.00	375.00	550.00
TYRE CAR W/O TUBE	EACH	3250.00	3000.00	3200.00	3400.00	3500.00	3200.00	2900.00	3000.00
PETROL SUPER	LITRE	90.97	90.97	90.97	90.97	90.97	90.97	90.97	90.97
HIGH SPEED DIESEL HSD	LITRE	106.68	106.68	106.68	106.68	106.68	106.68	106.68	106.68
CNG	K.G.	104.00	104.00	104.00	104.00	0.00	104.00	104.00	104.00
GAS CYLINDER STAND. SIZE	EACH	1480.77	1540.00	1705.00	1500.00	1550.00	1650.00	1650.00	1650.00
MOTOR CYCLE SERVICE CHARGES	EACH	371.15	400.00	295.00	250.00	300.00	350.00	550.00	300.00
CAR SERVICE CHARGES	EACH	444.23	500.00	500.00	300.00	450.00	350.00	700.00	500.00
TYRE PUNCTURE CHARGES	EACH	72.31	70.00	72.50	70.00	60.00	87.50	80.00	80.00
CYCLE OVERHAULING CHARGES	EACH	234.62	300.00	275.00	200.00	300.00	300.00	300.00	200.00
CAR TAX FOR 800CC TO 1300CC	YEARLY	1750.00	1750.00	1750.00	1750.00	1750.00	1750.00	1750.00	1750.00
TRAIN FARE ECO. 1-100 KM.	P/KM.	1.88	1.88	1.88	1.88	0.00	1.88	1.88	1.88
TRAIN FARE ECO. 101-500 KM.	P/KM.	1.14	1.14	1.14	1.14	0.00	1.14	1.14	1.14
TRAIN FARE ECO. > 500 KM.	P/KM.	0.91	0.91	0.91	0.91	0.00	0.91	0.91	0.91
TRAIN FARE IST SLP. 1-100KM	P/KM.	3.30	3.30	3.30	3.30	0.00	3.30	3.30	3.30
TRAIN FARE IST SLP.101-500 KM	P/KM.	2.72	2.72	2.72	2.72	0.00	2.72	2.72	2.72
TRAIN FARE IST SLP. > 500 KM	P/KM.	1.72	1.72	1.72	1.72	0.00	1.72	1.72	1.72
TRAIN FARE A/C SLP. 1-100KM.	P/KM.	5.80	5.80	5.80	5.80	0.00	5.80	5.80	5.80
TRAIN FARE A/C SLP.101-500KM	P/KM.	5.23	5.23	5.23	5.23	0.00	5.23	5.23	5.23
TRAIN FARE A/C SLP > 500KM.	P/KM.	3.90	3.90	3.90	3.90	0.00	3.90	3.90	3.90
PLATFORM TICKET	EACH	10.00	10.00	10.00	10.00	0.00	10.00	10.00	10.00
AUTO RICKSHAW FARES	KM/MIN	60.00	45.00	80.00	60.00	90.00	80.00	100.00	80.00
FULL TONGA CHARGES	KM/MIN	70.00	80.00	35.00	60.00	0.00	80.00	65.00	0.00
TAXI 4 SEATER FARE	KM/MIN	70.00	60.00	100.00	90.00	90.00	80.00	200.00	60.00
BUS FARE MIN (WITHIN CITY)	TICKET	10.00	10.00	0.00	10.00	0.00	0.00	0.00	0.00
BUS FARE MAX (WITHIN CIT	TICKET	15.00	17.00	0.00	10.00	0.00	0.00	0.00	0.00
BUS FARE OUTSIDE CITY	P/KM.	0.67	0.95	1.42	0.95	0.95	1.23	1.40	1.10
A/C BUS FARE OUTSIDE CITY	P/KM.	1.18	1.66	1.78	1.70	1.70	2.27	1.60	1.78
MINIBUS FARE MIN.WITH IN CITY	TICKET	10.00	10.00	0.00	0.00	0.00	0.00	0.00	0.00
MINIBUS FARE MAX.WITH IN CITY	TICKET	16.00	17.00	0.00	0.00	0.00	0.00	0.00	0.00
SUZUKI FARE MIN.WITH IN CITY	TICKET	10.00	10.00	0.00	10.00	0.00	10.00	10.00	0.00
SUZUKI FARE MAXIMUM W.IN CITY	TICKET	16.54	20.00	0.00	10.00	0.00	30.00	10.00	0.00
AIR FARE ECONOMY CLASS.	P/KM.	14.47	14.47	14.47	0.00	0.00	14.47	14.47	0.00
POSTAL ENVELOPE DOMESTIC	EACH	8.00	8.00	8.00	8.00	8.00	8.00	8.00	8.00
ENVELOPE FOR SAUDI ARABIA	EACH	50.00	50.00	50.00	50.00	50.00	50.00	50.00	45.00
POSTAL REGISTRATION CHARGES	EACH	38.00	38.00	38.00	38.00	38.00	38.00	38.00	28.00
U.M.S. REG CHARGES MIN.	EACH	59.00	59.00	60.00	60.00	60.00	59.00	60.00	60.00
T.C.S. CH. MIN.WITH IN ZONE	EACH	200.00	200.00	200.00	200.00	200.00	200.00	200.00	200.00
TELEPHONE CHARGES LOCAL CALL	P/CALL	4.65	4.65	4.65	4.65	4.65	4.65	4.65	4.65
TEL CHARGES OUT SIDE CITY	P/CALL	4.65	4.65	4.65	4.65	4.65	4.65	4.65	4.65
INTERNET CHARGES	P/HOUR	20.00	25.00	42.50	20.00	25.00	30.00	20.00	30.00
MOBILE CELL CHARGES	P/UNIT	3.00	3.00	3.06	3.00	3.00	5.00	3.50	3.06
FAX CHARGES (LOCAL)	P/PAGE	15.00	20.00	15.00	15.00	20.00	20.00	30.00	30.00
TELEPHONE SET AV. QLTY	EACH	1084.62	800.00	825.00	600.00	800.00	600.00	1300.00	1000.00
MOBILE SET NOKIA/SONY/ERICSON/SAMSUNG WITHOUT CAMERA	EACH	2800.00	2600.00	3250.00	2250.00	2600.00	2700.00	3200.00	2400.00
T.V. 20" COLORED WEGA H-A21.	EACH	28500.00	19000.00	14000.00	18000.00	18000.00	17500.00	20500.00	14000.00
T.V 20" COLOR CHINA/KORIA)	EACH	14000.00	13000.00	11000.00	10000.00	10000.00	12000.00	9000.00	11000.00
V.C.P. PANASONIC/LG/NAT	EACH	4000.00	5000.00	5000.00	6000.00	6000.00	5600.00	4800.00	4500.00
DVD/VCD PLAYER PANASONIC/LG	EACH	4500.00	3750.00	2825.00	3500.00	4000.00	4500.00	3000.00	2800.00

Contd.

### 7.11 Intercity Consumer Prices January, 2019

Description	Unit	Karachi	Hyder- abad	Nawab- shah	Mirpur-khas	Mithi	Sukkar	Larkana	Dadu
RADIO WITH C.PLAYER NATIONAL	EACH	2009.62	3500.00	3500.00	1500.00	3500.00	2000.00	2800.00	2000.00
PERSONNEL COMPUTER (BRANDED)	EACH	46230.77	40000.00	58000.00	46000.00	46000.00	45000.00	45000.00	27000.00
VID. CASSETTE BLK. TDK/SONY	EACH	140.00	140.00	200.00	120.00	140.00	140.00	170.00	160.00
COM. C.D. (TDK/IMATION)	EACH	50.00	80.00	60.00	50.00	80.00	50.00	50.00	50.00
TAPE RECORDER CASSETTE BLANK	EACH	50.00	60.00	50.00	50.00	60.00	50.00	50.00	50.00
VIDEO GAME SEGA 16 BYTE	EACH	1400.00	1400.00	1100.00	1800.00	0.00	1350.00	1500.00	1150.00
CINEMA A/C. HIGH CLASS	TICKET	150.00	100.00	0.00	30.00	0.00	0.00	0.00	0.00
CINEMA NON-A/C HIGH CLASS	TICKET	122.31	40.00	200.00	20.00	0.00	0.00	60.00	35.00
CABLE CHARGES	P/MONTH	400.00	300.00	292.50	300.00	300.00	300.00	400.00	300.00
TV.LICENCE FEE DOMESTIC	YEARLY	420.00	420.00	420.00	420.00	420.00	420.00	420.00	420.00
ENGLISH BOOK CLASS V1	EACH	63.45	63.45	63.45	63.45	63.45	63.45	63.45	63.45
ENGLISH BOOK CLASS IX OR X	EACH	53.20	53.20	53.20	53.20	53.20	53.20	53.20	53.20
ENG. BOOK IST.YR COMPLETE SET	EACH	126.10	126.10	126.10	126.10	126.10	126.10	126.10	126.10
ENGLISH BOOK BA/B.SC	EACH	210.00	210.00	210.00	210.00	210.00	210.00	210.00	210.00
URDU BOOK CLASS V (T.B.BORD)	EACH	72.60	72.60	72.60	72.60	72.60	72.60	72.60	72.60
URDU BOOK CLASS IX/(T.B.B)	EACH	69.25	69.25	69.25	69.25	69.25	69.25	69.25	69.25
URDU BOOK IST.YEAR/INTER	EACH	51.65	51.65	51.65	51.65	51.65	51.65	51.65	51.65
URDU BOOK BA/B.SC	EACH	200.00	120.00	120.00	120.00	120.00	140.00	120.00	120.00
MATHS BOOK CALSS V (T.B.B)	EACH	131.30	131.30	131.30	131.30	131.30	131.30	131.30	131.30
MATHS BOOK CLASS IX OR X	EACH	214.90	214.90	214.90	214.90	214.90	214.90	214.90	214.90
MATHS BOOK IST.YEAR (T.B.B)	EACH	115.90	115.90	115.90	115.90	115.90	115.90	115.90	115.90
PAKISTAN STUDIES BOOK BA/B.SC	EACH	220.00	150.00	150.00	150.00	150.00	150.00	170.00	150.00
DAILY "DAWN"	P/COPY	22.00	22.00	22.00	22.00	22.00	22.00	22.00	22.00
DAILY "JANG"	P/COPY	20.00	20.00	20.00	20.00	20.00	20.00	20.00	20.00
DAILY "NAWA-E-WAQT"	P/COPY	20.00	20.00	20.00	20.00	20.00	20.00	20.00	20.00
WEEKLY "AKHBAR-E-JAHAN"	P/COPY	60.00	60.00	60.00	60.00	60.00	60.00	60.00	60.00
WEEKLY "MAG"	P/COPY	50.00	50.00	50.00	50.00	50.00	50.00	50.00	50.00
MONTHLY "NAUNEHAL DIGEST"	P/COPY	35.00	35.00	35.00	35.00	35.00	40.00	35.00	35.00
PAPER FOOLSCAPE (27"x17")	QUIRE	46.54	45.00	27.00	30.00	45.00	45.00	50.00	35.00
EXERCISE.BOOK LINED 80/100 PGS	EACH	39.23	30.00	30.00	20.00	30.00	60.00	30.00	30.00
PENCILGOLDFISH/DEER	EACH	8.08	7.00	6.75	8.00	8.00	10.00	8.00	8.00
PEN INK DOLLOR 57 ML BOTTLE	EACH	25.00	25.00	20.00	30.00	30.00	25.00	25.00	30.00
PHOTOSTATE PAPER 70 GM	PRT	500.00	490.00	482.50	320.00	350.00	450.00	490.00	450.00
BALL PEN (local)	EACH	9.15	6.00	7.00	10.00	10.00	7.00	8.00	8.00
FOUNTAIN PEN HERO/WINGS/CHINA	EACH	50.00	35.00	50.00	20.00	35.00	40.00	50.00	50.00
PRIVATE SCHOOL FEE ENGLISH MEDIUM AVERAGE STANDARD (CLASS I)	P/MONTH	1312.50	2062.50	2000.00	1200.00	700.00	1500.00	1425.00	2540.00
PRIVATE SCHOOL FEE ENGLISH MEDIUM AVERAGE STANDARD (CLASS V)	P/MONTH	1387.50	2062.50	2000.00	1200.00	700.00	1500.00	1450.00	2800.00
PRIVATE SCHOOL FEE ENGLISH MEDIUM AVERAGE STANDARD (CLASS VI)	P/MONTH	2002.88	1543.75	2800.00	1200.00	800.00	1800.00	1535.00	2770.00
PRIVATE SCHOOL FEE ENGLISH MEDIUM AVERAGE STANDARD (CLASS X)	P/MONTH	2493.27	1990.63	2800.00	1500.00	1000.00	1800.00	1685.00	3180.00
PRIVATE MEDICLE COLLEGE FEE MBBS (1ST YEAR)	P/MONTH	66667.00	61250.00	0.00	60000.00	0.00	0.00	0.00	0.00
PRIVATE ENGINEERING COLLEGE FEE (ISTR YEAR)	P/MONTH	10542.00	0.00	0.00	0.00	0.00	0.00	0.00	0.00
GOVT. COLLEGE FEE 1ST. YEAR	MONTH	0.00	0.00	0.00	0.00	0.00	0.00	0.00	0.00
GOVT. COLLEGE FEE 4TH. YEAR	MONTH	75.00	75.00	75.00	75.00	75.00	75.00	75.00	75.00
GOVT. UNIVERSITY FEE MSC.	MONTH	1916.66	833.33	1550.00	354.17	354.17	0.00	0.00	400.00
GOVT. MED. COLLEGE FEE MBBS	MONTH	2658.33	3333.33	1466.67	0.00	2000.00	2658.00	5020.83	2000.00
GOVT. ENGG. COLL. FEE I YEAR	MONTH	2733.33	1500.00	1041.67	0.00	0.00	0.00	1041.66	0.00
COACHING FEE FOR CLASS IX/X	P/MONTH	2200.00	1750.00	1500.00	1500.00	1200.00	4000.00	1000.00	700.00
COACHING CHARGES FOR CLASS 1ST YEAR/INTER (SCIENCE)	P/MONTH	3000.00	1100.00	2100.00	2000.00	1500.00	5000.00	1500.00	1000.00
COACHING CHARGES FOR CLASS 1ST YEAR/INTER (COMMERCE)	P/MONTH	3000.00	1250.00	3500.00	1000.00	1000.00	5000.00	1000.00	700.00
I.T. TUITION FEES	P/MONTH	3500.00	2250.00	1250.00	0.00	0.00	1833.00	2000.00	600.00
MBA TUITION FEES	P/MONTH	8750.00	12500.00	18000.00	0.00	0.00	8200.00	12700.00	0.00
BREAD TANDOORI ST. SIZE	EACH	10.00	12.00	10.00	8.00	8.00	10.00	7.50	7.00
COOKED MUTTON (AV. HOTEL)	PLATE	190.77	150.00	150.00	125.00	150.00	250.00	180.00	100.00
COOKED BEEF (AV. HOTEL)	PLATE	98.85	100.00	70.00	80.00	80.00	100.00	100.00	60.00
COOKED DAL (AV. HOTEL)	PLATE	65.19	60.00	63.75	50.00	50.00	70.00	65.00	50.00
CHICKEN BIRYANI FULL/DOUBLE	PLATE	188.46	200.00	100.00	120.00	150.00	165.00	235.00	120.00
TEA PREPARED (ORDINARY)	CUP	22.60	30.00	25.00	30.00	25.00	27.50	27.50	20.00
HAIRCUT CHARGES FOR MEN	P/CUT	88.46	75.00	100.00	50.00	75.00	70.00	115.00	100.00
BEAUTY PORL HAIR STYL CHARGE	P/STY.	638.46	350.00	287.50	150.00	350.00	200.00	375.00	500.00
SHAVING CHARGES	PER SHV	51.92	40.00	50.00	20.00	40.00	40.00	60.00	50.00
LIPSTICK S.MISS/MEDORA	EACH	130.00	120.00	120.00	130.00	120.00	110.00	120.00	90.00

Contd.

### 7.11 Intercity Consumer Prices January, 2019

Description	Unit	Karachi	Hyder- abad	Nawab- shah	Mirpur-khas	Mithi	Sukkar	Larkana	Dadu
NAIL POLISH S.MISS/MEDORA	EACH	110.00	110.00	95.00	110.00	110.00	85.00	92.50	50.00
PERFUME MED.SIZE MEDORA/BROACH	EACH	254.62	220.00	200.00	220.00	220.00	220.00	220.00	200.00
HAIR-OIL AMLA/CHAMBELI	BOTTLE	140.00	120.00	130.00	120.00	120.00	130.00	120.00	120.00
TOILET SOAP LUX 95 GRAMS	EACH	54.29	50.00	45.00	40.00	40.00	53.00	43.18	44.00
TOILET SOAP LIFEBOUY 140 GRM	EACH	40.00	47.94	50.00	42.00	42.00	45.00	50.00	50.00
TOILET SOAP SAFEGUARD BATH SIZE	EACH	53.00	55.00	53.00	60.00	60.00	50.00	50.00	60.00
TOOTHPASTE MACKLINES 70 GRM	EACH	50.00	50.00	50.00	50.00	50.00	50.00	50.00	50.00
TOOTHPAST MED SIZE CLGATE 70 GMS	EACH	74.67	75.00	70.00	70.00	70.00	74.66	80.00	75.00
TOOTHBRUSH SHEILD A/PLAUQUE	EACH	35.00	35.00	41.25	35.00	40.00	60.00	60.00	35.00
TOOTHPOWDER DENTONIC 90 GRM	EACH	50.00	32.00	35.00	22.00	32.00	30.00	35.00	35.00
HAIR-COLOUR BEGIN (6 GMS)	EACH	130.00	120.00	100.00	110.00	110.00	165.00	120.00	100.00
HAIR COLOUR (KALAKOLA)	BOTTLE	130.00	130.00	130.00	130.00	130.00	130.00	135.00	130.00
FACECREAM PONDS (MEDIUM)	EACH	130.00	120.00	110.00	120.00	120.00	130.00	130.00	120.00
TALC POWDER VICE ROAY,B.CAT	EACH	185.00	180.00	160.00	150.00	160.00	155.00	162.50	145.00
BLADE TREET ORDINARY 10'S	PKT.	40.00	40.00	42.00	40.00	40.00	45.00	45.00	45.00
BLADE 7-O-CLOCK STAIN. 5'S	PKT.	40.00	35.00	35.00	30.00	32.00	38.00	32.50	50.00
SHAMPOO SUNSILK/PAINTIN 100 ML	BOTTLE	110.00	110.00	110.00	99.00	99.00	110.00	110.00	100.00
BEAUTY CREAM (FAIR & LOVELY)	EACH	130.00	90.00	185.00	210.00	215.00	220.00	230.00	230.00
HAIR REMOVING CREAM (EU-CREAM)	TUBE	70.00	65.00	65.00	70.00	70.00	65.00	65.00	70.00
GEL MEDIUM SIZE	BOTTLE	80.00	60.00	65.00	55.00	75.00	70.00	100.00	120.00
DISPOSABLE RAZOR GILLET-II	EACH	50.00	50.00	45.00	45.00	45.00	45.00	40.00	50.00
SHAVING CREAM TOUCH-ME/ADM.	EACH	80.00	80.00	70.00	55.00	70.00	55.00	70.00	70.00
GOLD TEZABI 24 CT	10 GM.	57700.00	57946.00	57613.00	57860.00	57860.00	55513.00	57780.00	56083.00
SILVER TEZABI 24 CT	10 GM.	755.00	755.00	737.50	763.00	763.00	810.00	772.00	800.00
ARTIFICIAL JEWELLARY SET	SET	1267.31	625.00	1700.00	375.00	500.00	800.00	1800.00	300.00
WRIST WATCH GENTS CITIZEN (ORIGINAL) ***	EACH	2861.54	3000.00	3750.00	2500.00	3000.00	2600.00	3050.00	2500.00
WRIST WATCH LADIES CITIZEN (ORIGINAL) ***	EACH	2861.54	3050.00	3750.00	2500.00	3000.00	2500.00	2550.00	2500.00
WALL CLOCK QUARTZ AV.QLTY	EACH	500.96	400.00	500.00	350.00	400.00	500.00	500.00	400.00
SUITCASE REXIN (24"x16"x6")	EACH	1688.46	1200.00	1600.00	900.00	975.00	1550.00	1500.00	1500.00
TRUNK MEDIUM SIZE ***	EACH	1900.00	1450.00	3000.00	1200.00	1450.00	3125.00	1250.00	1500.00
PURSE LADIES (LEATHER) AVERAGE QUALITY	EACH	1811.54	900.00	1500.00	650.00	750.00	1200.00	1400.00	400.00

### 7.11 Intercity Consumer Prices January, 2019

Description	Unit	Peshawar	Mardan	Abbott- abad	Bannu	D.I. Khan	Mingora
WHEAT	10 KG.	370.00	400.00	450.00	365.00	340.00	360.00
WHEAT FLOUR FINE/SUPERIOR.	KG.	43.17	44.00	50.00	42.00	40.00	41.50
WHEAT FLOUR AVG. QLTY	KG.	38.92	39.00	45.00	41.00	37.63	39.00
WHEAT FLOUR BAG	10 KG.	390.83	380.00	450.00	410.00	385.00	390.00
MAIDA	KG.	51.67	50.00	52.50	50.00	52.50	50.00
SUJI	KG.	56.67	50.00	60.00	50.00	60.00	60.00
BESAN AV. QLTY.	KG.	131.67	115.00	120.00	125.00	127.50	130.00
RICE BASMATI SUP. QLTY.	KG.	144.17	140.00	180.00	150.00	140.00	120.00
RICE BASMATI 385/386	KG.	130.00	125.00	120.00	140.00	120.00	80.00
RICE BASMATI BROKEN AV.QLTY	KG.	82.50	80.00	90.00	55.00	73.75	65.00
RICE IRRI-6 (SINDH/PUNJAB)	KG.	56.67	55.00	60.00	65.00	56.00	60.00
VERMICELLI	KG.	72.50	75.00	90.00	70.00	80.00	80.00
BREAD PLAIN MEDIUM SIZE	EACH	40.00	40.00	35.00	35.00	37.50	40.00
RUSK (PAPAY)	KG.	203.33	200.00	180.00	180.00	147.50	240.00
BISCUITS-PACKED	PKT	35.00	35.00	40.00	40.00	40.00	40.00
BISCUIT-BAKERY (LOOSE)	250 GM	68.33	87.00	70.00	67.50	56.25	75.00
CORNFLAKS FAUJI 225 GM.	PKT	234.00	234.00	205.00	175.00	200.00	205.00
SAMOSA (VEGATABLE)	EACH	8.17	10.00	10.00	15.00	10.00	10.00
PASTRY AV.QLTY.	EACH	23.33	20.00	27.50	20.00	25.00	20.00
PATTIES (VEGATABLES)	EACH	30.00	20.00	27.50	30.00	20.00	15.00
NIMCO	250 GM	53.33	40.00	50.00	57.50	51.25	65.00
CHIPS	250 GM	68.33	65.00	80.00	60.00	55.00	60.00
BEEF WITH BONE AV.QLTY.	KG	356.67	360.00	350.00	350.00	350.00	350.00
MUTTON AV.QLTY.	KG	808.33	725.00	850.00	600.00	700.00	700.00
CHICKEN FARM BROILER (LIVE)	KG	131.00	131.00	120.00	145.00	169.50	140.00
FISH-RAHU MEDIUM SIZE	KG	255.00	225.00	350.00	370.00	350.00	250.00
MILK FRESH (UNBOILED)	LTR.	95.00	95.00	100.00	88.75	75.00	110.00
CURD	KG.	107.50	105.00	105.00	97.50	80.00	120.00
MILK TETRA PACK 1/2 LTR.	PKT.	65.00	60.00	65.00	65.00	65.00	67.50
LACTOGEN 400 GRAMS	PKT.	480.00	490.00	480.00	480.00	500.00	500.00
POWDER MILK NIDO 400GM.	PKT	390.00	390.00	410.00	410.25	400.00	400.00
MILK POWDER LOOSE/PACKED	KG.	433.33	400.00	550.00	546.25	450.00	425.00
BUTTER LOCAL PACKED	50 GM.	28.00	60.00	28.00	45.00	37.50	28.00
EGGS FARM	DOZ	118.33	125.00	116.00	120.00	120.00	120.00
MUSTARD OIL AV.QLTY.	KG.	220.00	230.00	280.00	180.00	165.00	220.00
COOKING OIL (DALDA)	2.5LTR	513.00	513.00	520.00	510.00	490.00	490.00
COOKING OIL (PAKWAN) OTHER BRAND SPECIFY	2.5 LTR	383.00	375.00	450.00	433.00	487.50	470.00
VEGETABLE GHEE TIN	2.5KG.	495.00	495.00	500.00	495.00	490.00	430.00
VEGETABLE GHEE (LOOSE)	KG.	168.33	167.50	170.00	170.00	165.00	170.00
DATES AV.QLTY.	KG.	190.00	180.00	200.00	195.00	200.00	200.00
PISTACHIO AV.QLTY.	50 GM.	86.67	75.00	150.00	90.00	110.00	70.00
ALMONDS WHOLE AV.QLTY.	KG.	833.33	725.00	750.00	700.00	550.00	800.00
COCONUT DRY AV.QLTY.	KG.	405.00	425.00	400.00	355.00	400.00	330.00
RAISINS AV.QLTY.	50 GM.	35.83	20.00	25.00	15.00	14.75	20.00
GROUNDNUTS (WITH SHELL)	KG.	200.00	200.00	220.00	187.50	195.00	180.00
MALTA/MOSAMBI	DOZ	128.33	120.00	150.00	110.00	67.50	130.00
KINNU	DOZ	86.67	80.00	120.00	75.00	70.00	60.00
APPLE	KG	118.33	135.00	150.00	110.00	115.00	120.00
ALOO BUKHARA	KG	0.00	0.00	0.00	0.00	0.00	0.00
POMEGRANATE (ANNAR)	KG	206.67	155.00	200.00	200.00	210.00	180.00
GRAPES	KG	0.00	0.00	0.00	0.00	0.00	0.00
BANANAS	DOZ	70.00	60.00	80.00	60.00	51.25	60.00
MANGO KALMI	KG	0.00	0.00	0.00	0.00	0.00	0.00
GUAVA	KG	98.33	90.00	80.00	70.00	55.00	50.00
WATERMELON (TURBOOZ)	KG	0.00	0.00	0.00	0.00	0.00	0.00
MUSKMELON (KHARBOOZA)	KG	0.00	0.00	0.00	0.00	0.00	0.00
SWEETMELON (GARMA)	KG	0.00	0.00	0.00	0.00	0.00	0.00
PULSE MASOOR (WHOLE)	KG.	98.33	90.00	100.00	100.00	116.25	95.00
PULSE MASOOR (WASHED)	KG.	98.33	100.00	110.00	115.00	120.00	100.00
PULSE MOONG (WASHED)	KG.	115.00	120.00	130.00	115.00	112.50	120.00
PULSE MASH (WASHED)	KG.	131.67	140.00	150.00	135.00	182.50	130.00

Contd.

### 7.11 Intercity Consumer Prices January, 2019

Description	Unit	Peshawar	Mardan	Abbott- abad	Bannu	D.I. Khan	Mingora
PULSE GRAM	KG.	128.33	120.00	130.00	120.00	120.00	120.00
GRAM WHOLE BLACK AV QLTY.	KG.	131.67	130.00	145.00	102.50	102.50	120.00
GRAM WHOLE YELLOW AV.QLTY	KG.	153.33	150.00	160.00	160.00	160.00	150.00
BEANS (LAL LOBIA)	KG.	140.00	130.00	175.00	135.00	122.50	120.00
POTATOES	KG	29.17	22.50	20.00	30.00	27.50	20.00
ONION	KG	31.67	30.00	30.00	35.00	23.50	30.00
TURNIP	KG	26.67	25.00	20.00	25.00	12.25	20.00
RADISH	KG	18.33	20.00	20.00	12.50	5.50	30.00
TOMATOES	KG	50.00	50.00	45.00	45.00	37.50	35.00
CABBAGE	KG	41.67	25.00	25.00	30.00	35.00	40.00
CAULIFLOWER	KG	35.00	20.00	40.00	40.00	31.00	40.00
BRINJAL	KG	40.00	50.00	50.00	30.00	22.50	40.00
PUMPKIN	KG	0.00	0.00	0.00	0.00	0.00	0.00
BOTTLEGOURD	KG	0.00	0.00	0.00	0.00	0.00	0.00
LADY FINGER	KG	0.00	0.00	0.00	0.00	0.00	0.00
PEAS	KG	41.67	45.00	37.50	35.00	37.50	50.00
SPINACH	KG	20.00	17.50	20.00	10.00	15.00	20.00
TINDA	KG	0.00	0.00	0.00	0.00	0.00	0.00
TURAI	KG	0.00	0.00	0.00	0.00	0.00	0.00
KARAILA	KG	0.00	0.00	0.00	0.00	0.00	0.00
ARVI	KG	0.00	0.00	0.00	0.00	0.00	0.00
CHILLIES GREEN	KG	86.67	70.00	80.00	55.00	70.00	100.00
CARROT	KG	30.00	35.00	30.00	30.00	25.00	25.00
COCUMBER (KHEERA)	KG	66.67	50.00	70.00	50.00	143.75	80.00
LEMON	250GM	26.67	20.00	25.00	30.00	27.50	30.00
SUGAR REFINED	KG.	59.75	60.00	60.00	60.00	58.00	60.00
GUR AV.QLTY	KG.	90.00	85.00	100.00	82.50	67.50	70.00
HONEY LANGANESE 500 GM.	BOTTLE	936.67	840.00	1190.00	1080.00	850.00	500.00
MILQ 200 GM.	BOTTLE	216.67	225.00	300.00	200.00	220.00	300.00
CUSTARD POWDER RAFHAN 300 GM.	PKT	85.00	80.00	80.00	85.00	85.00	80.00
TOFFEE (HILAL)	EACH	1.67	2.00	1.00	1.00	1.00	2.00
CHOWKELATE CANDY (SMALL SIZE)	EACH	5.00	5.00	5.00	5.00	5.00	5.00
SWEETMEAT (MIXED)	KG	283.33	280.00	350.00	190.00	247.50	280.00
ICE CREAM WALLS	CUP.	50.00	45.00	50.00	40.00	45.00	45.00
ICE	KG	10.00	10.00	10.00	12.00	10.00	25.00
JAM AHMED/MITCHELLES	BOTTLE	140.00	140.00	150.00	140.00	140.00	140.00
SQUASH-MITCHELLES	BOTTLE	185.00	185.00	185.00	165.00	165.00	165.00
ROOH AFZA	BOTTLE	190.00	190.00	190.00	190.00	195.00	190.00
JAM-E-SHIREEN	BOTTLE	200.00	200.00	200.00	200.00	220.00	200.00
SAUNF	50 GM	38.33	20.00	20.00	15.00	10.00	10.00
CINAMON LOOSE AV. QLTY	50 GM.	34.17	30.00	25.00	30.00	20.00	20.00
CUMINSEED WHITE NATIONAL	50 GM.	70.00	70.00	70.00	70.00	70.00	70.00
PEPPER BLACK NATIONAL	50 GM.	110.00	110.00	110.00	110.00	110.00	110.00
CLOVES LOOSE AV.QLTY	50 GM.	125.00	117.00	120.00	107.50	120.00	80.00
CARDAMOM LARGE LOOSE AV.QLTY	50 GM.	121.67	100.00	125.00	120.00	112.50	80.00
CARDAMOM SMALL AV.QLTY	50 GM.	173.33	150.00	145.00	90.00	72.50	150.00
SALT-POWDERED (LAHORI) LOOSE	KG.	15.00	15.00	10.00	12.00	17.50	15.00
SALT POWDERED (NATIONAL/SHAN)	PKT	30.00	25.00	30.00	30.00	30.00	30.00
CHILLIES POWD.NATIONAL 200GM	PKT	150.00	150.00	120.00	120.00	120.00	130.00
CHILLIES POWDER LOOS	KG.	351.67	380.00	400.00	380.00	255.00	280.00
CORRIANDER SEED POWD.NATIONAL	PKT	104.00	104.00	120.00	104.00	105.00	130.00
CORRIANDER SEED (LOOSE)	KG.	253.33	260.00	320.00	280.00	200.00	240.00
TURMERIC POWD.NATIONAL 50GM	PKT.	35.00	35.00	35.00	40.00	40.00	38.00
CURRY POWD. NATIONAL 200 GM	PKT.	87.00	87.00	87.00	87.00	87.00	87.00
TOMATO KETCHUP AHMED/MITCHL	BOTTLE	123.33	120.00	90.00	110.00	97.50	130.00
PICKLES AHMED/MITCHELLES	BOTTLE	130.00	120.00	145.00	100.00	110.00	130.00
VINEGAR SYNTHETIC (SIRKA)	BOTTLE	83.33	90.00	90.00	90.00	65.00	100.00
GARLIC	KG	170.00	150.00	180.00	110.00	145.00	120.00
GINGER	KG	231.67	200.00	180.00	240.00	210.00	200.00
TAPAL DANEDAR TEA 200GM PACKET	PKT	200.00	200.00	190.00	178.94	190.00	195.00
TEA LIPTON YELLOW LABEL 200GM.	PKT.	221.05	221.05	221.00	221.05	215.00	195.00

Contd.

### 7.11 Intercity Consumer Prices January, 2019

Description	Unit	Peshawar	Mardan	Abbott- abad	Bannu	D.I. Khan	Mingora
TEA LOOSE KENYA AV.QLTY 250GM.	PKT.	183.33	180.00	195.00	180.00	155.00	150.00
COFFEE-NESCAFE 75 GM. **	BOTTLE	365.00	390.00	300.00	300.00	350.00	360.00
COLD DRINK (STANDARD SIZ)	BOTTLE	28.33	30.00	25.00	25.00	25.00	25.00
FRUIT JUICE TETRA PACK	PKT.	15.00	15.00	30.00	17.50	20.00	30.00
MINERAL WATER NESTLE 1.5 LTR	BOTTLE	50.00	50.00	50.00	50.00	50.00	50.00
CIGARETTES K-2 10'S **	PKT	65.00	60.00	60.00	60.00	50.00	50.00
CIGARETTES CAPSTAN 10'S **	PKT	65.00	60.00	60.00	70.00	60.00	60.00
CIGARETTES GOLD LEAF 20'S	PKT	150.00	150.00	150.00	150.00	150.00	150.00
CIGARETTES MORVEN GOLD 20'S	PKT	65.00	60.00	50.00	70.00	60.00	60.00
BETEL LEAVES	50GM.	120.00	150.00	90.00	100.00	50.00	100.00
BETEL NUTS	KG.	2400.00	3000.00	4000.00	1300.00	1300.00	400.00
LONG CLOTH 57" GUL AHMED/AL-KARAM	METER	350.00	325.00	275.00	250.00	227.50	278.00
SHIRTING AV.QLTY.	METER	316.67	300.00	225.00	150.00	150.00	242.00
PANT CLOTH W & WEAR AV.QLTY	METER	416.67	400.00	450.00	690.00	280.00	650.00
LAWN PRINTED GUL AHMED/AL-KARAM	METER	393.00	393.00	460.00	235.00	260.00	242.00
GEORGETTE AV.QLTY	METER	126.67	120.00	250.00	100.00	90.00	115.00
LINEN AV.QLTY ***	METER	150.00	170.00	150.00	148.75	80.00	145.00
HEAVY WT SUITING LAWERNCPUR AVG QLTY	METER	3100.00	3100.00	1850.00	980.00	1250.00	2250.00
HEAVY WT SUITING LAWERNCPUR SUP QLTY	METER	3400.00	3400.00	1850.00	1500.00	2200.00	2725.00
TROPICAL SUITING LAW.PUR	METER	1816.67	1850.00	1650.00	750.00	1387.50	1300.00
PANT BOY 24"/26" LENGTH.	EACH	466.67	425.00	500.00	750.00	370.00	450.00
SHIRT BOY 24"/26" LENGTH	EACH	393.33	395.00	500.00	400.00	320.00	425.00
SCHOOL UNI. PANT,SHIRT BOYS	SUIT	826.67	820.00	850.00	875.00	670.00	750.00
SCHOOL UNI. KAMEEZ,SHAL.BOYS	SUIT	763.33	625.00	790.00	740.00	450.00	475.00
SCHOOL UNI. KAMEEZ,SHAL.GIRL	SUIT	830.00	1000.00	1000.00	745.00	500.00	650.00
FROCK W/WEAR GIRLS	EACH	1175.00	1150.00	1500.00	1500.00	750.00	3250.00
AWAMI-SUIT W & W(BOY) 24"/26	SUIT	1083.33	950.00	1350.00	1025.00	600.00	615.00
AWAMI-SUIT W&W (GENTS)AV.QLTY	SUIT	1850.00	1550.00	2200.00	2000.00	925.00	1300.00
PULLOVER GENTS OXFORD/BON.	EACH	4062.50	3990.00	3990.00	4070.00	2400.00	3500.00
PULLOVER LADIES OXFORD/BON.	EACH	3190.00	2800.00	3100.00	3400.00	2400.00	3500.00
PULLOVER (GENTS) OTHERS A.QTY	EACH	1250.00	1300.00	2145.00	1550.00	825.00	1925.00
SECOND-HAND COAT FOR MEN	EACH	708.33	650.00	800.00	500.00	300.00	650.00
SECONDHAND SWEETER FOR MEN DUP QLTY	EACH	900.00	850.00	500.00	450.00	275.00	550.00
SECONDHAND WINTER JACKET	EACH	891.67	1100.00	800.00	275.00	262.50	875.00
UNDERWEAR AV.QLTY MEDIUM SIZE	EACH	110.00	110.00	250.00	110.00	80.00	130.00
VEST FOR MEN AV.QLTY.	EACH	138.33	110.00	250.00	102.50	70.00	110.00
VEST/SHAMEEZ (WOMEN) AVG. QLTY	EACH	148.33	140.00	200.00	147.50	125.00	400.00
SOCKS NYLON (PAKISTANI)	PAIR	76.67	85.00	100.00	67.50	55.00	60.00
BRASSIER AV.QLTY.	EACH	135.00	150.00	150.00	200.00	100.00	135.00
BRASSIER SUP QLTY	EACH	258.33	265.00	400.00	275.00	155.00	250.00
DOPATTA GEORGETTE AV.QLTY.	EACH	250.00	262.50	400.00	260.00	250.00	350.00
DOPATTA COTTON AV GLTY	EACH	213.33	190.00	300.00	275.00	230.00	255.00
CHADDAR (W/WEAR) (2x2.5 MTR)	EACH	1100.00	950.00	600.00	477.50	337.50	800.00
LUNGI/DHOTI(COTTON) AVG. QLTY	EACH	300.00	325.00	350.00	550.00	230.00	210.00
HANDKERCHIEF AVG. QLTY PAK	EACH	30.00	30.00	50.00	20.00	42.50	35.00
HANDKERCHIEF SUP. QLTY PAK	EACH	51.67	50.00	100.00	46.25	50.00	60.00
GLOVES AV QLTY	PAIR	125.00	110.00	150.00	65.00	60.00	50.00
AZARBAND COTTON AVG. QLTY	EACH	30.00	30.00	20.00	20.00	11.00	22.50
SEWING THREAD/REEL(ASLI PARI)	EACH	8.67	8.00	8.00	5.00	5.00	8.00
WASHING CHARGES PAINT & SHIRT	SUIT	221.67	110.00	60.00	100.00	80.00	100.00
DRY CLEANING SUIT COAT PANT	SUIT	533.33	350.00	400.00	250.00	180.00	450.00
WASHING CH. (KAMIZ-SHALWAR)	PAIR	90.00	90.00	60.00	90.00	40.00	70.00
TAILORING SHIRT	EACH	566.67	525.00	600.00	450.00	350.00	500.00
TAILORING CHARGES PANT (MEN)	EACH	1600.00	900.00	1200.00	1200.00	600.00	1225.00
TAILORING COAT-PANT SUIT	SUIT	6541.67	7000.00	5800.00	4500.00	3125.00	6250.00
TAILORING AWAMI-SUIT (MALE)	SUIT	791.67	687.50	700.00	575.00	575.00	650.00
TAILORING SUIT FEMALE	SUIT	566.67	550.00	475.00	475.00	475.00	650.00
GENTS SHOES PAUL BATA	PAIR	1199.00	1199.00	1199.00	1199.00	1199.00	1199.00
GENTS SANDAL BATA	PAIR	699.00	699.00	699.00	699.00	699.00	699.00
GENTS SPOUNG CHAPPAL BATA	PAIR	199.00	199.00	199.00	199.00	199.00	199.00
LADIES SANDAL BATA	PAIR	599.00	599.00	599.00	599.00	599.00	599.00

Contd.

### 7.11 Intercity Consumer Prices January, 2019

Description	Unit	Peshawar	Mardan	Abbott- abad	Bannu	D.I. Khan	Mingora
LADIES SPOUNG CHAPPAL BATA	PAIR	199.00	199.00	199.00	199.00	199.00	199.00
CHILD SHOE POWER LITE BATA	PAIR	699.00	699.00	699.00	699.00	699.00	699.00
GENTS SHOE, ART 1109 SERVICE	PAIR	999.00	999.00	999.00	999.00	999.00	999.00
NYLON JOGGER 27 SIZE 2-5 ***	PAIR	1399.00	1399.00	1399.00	1399.00	1399.00	1399.00
CHINA FOOT WEAR AV. QLTY (MALE) *	PAIR	1050.00	1000.00	1200.00	975.00	750.00	1350.00
CHINA FOOT WEAR AV. QLTY (FEMALE) *	PAIR	883.33	875.00	900.00	875.00	475.00	512.50
CHINA FOOT WEAR AV. QLTY (CHILDREN) *	PAIR	604.17	575.00	899.00	500.00	325.00	550.00
SHOE REPAIR HALF SOLE	PAIR	136.67	120.00	150.00	95.00	95.00	210.00
SHOES POLISH CHARGES AVERAGE SHOP	PAIR	20.00	20.00	20.00	20.00	20.00	20.00
HOUSE RENT (combined)	MONTH	9293.00	4226.00	8893.00	4697.00	8836.00	4449.00
rent 2	pm	9293.00	4226.00	8893.00	4697.00	8836.00	4449.00
RENT3	PM	9293.00	4226.00	8893.00	4697.00	8836.00	4449.00
RENT4	PM	9293.00	4226.00	8893.00	4697.00	8836.00	4449.00
RENT5	PM	9293.00	4226.00	8893.00	4697.00	8836.00	4449.00
RENT6	PM	9293.00	4226.00	8893.00	4697.00	8836.00	4449.00
SYNTHETIC ENEMAL ROBIALAC BALTI 3.64 LTR.	EACH	2270.00	2000.00	2265.00	2254.00	2050.00	2250.00
SYNTHETIC ENEMAL ICI BALTI 3.64 LTR.	EACH	2333.33	2400.00	2250.00	2450.00	1989.00	2200.00
CEMENT (LOCAL) SPECIFY BRAND NAME	BAG	596.67	580.00	620.00	600.00	600.00	590.00
BRICKS (NEW) IST CLASS	P/1000	9916.67	8700.00	13000.00	7200.00	5875.00	10500.00
CEMENT BLOCKS (6"x8"x12")	P/100	3200.00	3300.00	3500.00	2500.00	2650.00	3400.00
BAJREE	100CFT	3916.67	3460.00	4800.00	1800.00	2700.00	2700.00
SAND (BLACK PIT SAND)	K100CFT	2666.67	2133.00	3500.00	1475.00	1350.00	3100.00
TIMBER SHESHAM LOG IST QUALITY	cbmt.	70610.00	60072.00	0.00	36000.00	32700.00	0.00
IRON BAR (M.S. BAR) 1/2"	P/TON	91750.00	92250.00	95000.00	90000.00	95000.00	88000.00
CARPANTER WAGE RATE	P/DAY	1000.00	950.00	1200.00	1000.00	950.00	1200.00
MASON (RAJ) WAGE RATE	P/DAY	1200.00	1200.00	1200.00	1400.00	950.00	1200.00
UNSKILLED LABOUR WAGE RATE	P/DAY	600.00	600.00	800.00	600.00	500.00	700.00
PLUMBER WAGE RSTE	P/DAY	1200.00	1350.00	1500.00	900.00	1000.00	1000.00
ELECTICIAN WAGE RATE PER DAY **	P/DAY	1000.00	1000.00	1000.00	700.00	950.00	1200.00
ELECTICIAN WAGE RATE PER POINT **	P/PNT	100.00	150.00	250.00	92.50	70.00	275.00
WATER CHARGES PER HOUSE	P/MONTH	350.00	150.00	175.00	200.00	100.00	150.00
ELECT.CHARGES UPTO 50 UNITS	P/UNIT	2.00	2.00	2.00	2.00	2.00	2.00
ELECT.CHARGES 01 - 100 UNIT	P/UNIT	6.22	6.22	6.22	6.22	6.22	6.22
ELECT.CHARGES 101 - 300 UNIT	P/UNIT	9.59	9.59	9.59	9.59	9.59	9.59
ELECT.CHARGES 301 - 1000 UNIT	P/UNIT	18.03	18.03	18.03	18.03	18.03	18.03
ELECT.CHARGES ABOVE 1000 UNIT	P/UNIT	21.13	21.13	21.13	21.13	21.13	21.13
ELEC	PM	11.39	11.39	11.39	11.39	11.39	11.39
GAS CHRg upto 3.3719 MMBTU	MMBTU	145.08	145.08	145.08	145.08	0.00	145.08
GAS CHRg 3.3719 - 6.7438 MMBTU	MMBTU	308.88	308.88	308.88	308.88	0.00	308.88
GAS CHRg 6.7438 - 10.1157 MMBTU	MMBTU	321.75	321.75	321.75	321.75	0.00	321.75
GAS CHRg10.1157 - 13.4876 MMBTU	MMBTU	1310.40	1310.40	1310.40	1310.40	0.00	1310.40
GAS	PM	1708.20	1708.20	1708.20	1708.20	0.00	1708.20
GAS	PM	758.86	758.86	758.86	758.86	0.00	758.86
KEROSENE OIL	LTR	118.33	111.00	120.00	108.00	92.50	110.00
FIREWOOD WHOLE	40 KG.	729.17	500.00	400.00	500.00	350.00	500.00
CHAIR SHESHAM WOOD WITH ARMS **	EACH	2366.67	1800.00	3000.00	1150.00	2550.00	1450.00
CHAIR PLASTIC (CHAIRMAN) AVERAGE QUALITY	EACH	1483.33	1200.00	1000.00	675.00	800.00	850.00
TABLE SHESHAM WOOD (4X2X5") ***	EACH	6666.67	6000.00	8000.00	6925.00	4750.00	7000.00
SOFASET WOODEN WITH FOAM SEAT **	SET	25500.00	18000.00	18000.00	16500.00	19000.00	21000.00
COT IRON (WITH NIWAR)AV.QLTY.	EACH	2233.33	2200.00	2500.00	2375.00	2400.00	2300.00
ALMIRAH (STEEL) 6'X3' 20 GUAGE	EACH	9375.00	9500.00	15000.00	10825.00	9650.00	9000.00
DINNING TABLE 6 CHAIRS A.QLTY	SET	29166.67	27500.00	35000.00	13250.00	18250.00	23000.00
SINGLE BED WITHOUT FOAM MED.	EACH	8250.00	6500.00	8000.00	4400.00	5700.00	6000.00
MATRESS SINGLE(4"THICK)	EACH	5833.33	5300.00	6600.00	6000.00	3350.00	5000.00
FARSHI DARI 12'X9' AV.QLTY	EACH	1391.67	1300.00	2100.00	1450.00	1100.00	1525.00
DARI COTTON (6'x2 1/2") AV.QL	EACH	316.67	300.00	300.00	500.00	400.00	525.00
CARPET PLAIN AV. QLTY	SQFT.	43.33	50.00	65.00	45.00	35.00	47.50
QUILT (LIHAF) 3 KG. COTTON	EACH	1066.67	1025.00	1150.00	1075.00	600.00	650.00
BLANKET (90" x 54")	EACH	3666.67	3550.00	5500.00	4500.00	3650.00	2500.00
BEDSHEET SINGLE BED SUP.QLTY	EACH	1033.33	850.00	900.00	700.00	550.00	700.00
BED SHEET DOUBLE WITH TWO PILLOW COVERS SUP QLTY	SET	1650.00	1600.00	2500.00	1475.00	1075.00	2000.00

Contd.



### 7.11 Intercity Consumer Prices January, 2019

Description	Unit	Peshawar	Mardan	Abbott- abad	Bannu	D.I. Khan	Mingora
TOWEL(3'x2') AV. QALTY	EACH	350.00	225.00	550.00	312.50	275.00	275.00
CEILING FAN 48" SUPER QLTY **	EACH	3233.33	3400.00	3500.00	3600.00	3500.00	3500.00
PEDESTAL FAN 22" SUPER QLTY	EACH	5066.67	4250.00	4900.00	4950.00	4730.00	3550.00
REFG. DAWLENCE 10 CFT. D.DOOR	EACH	31933.33	34600.00	41150.00	37000.00	36900.00	30000.00
D-FREEZER WAVES 8 CFT.	EACH	33666.67	32500.00	34000.00	40000.00	29000.00	32000.00
AIRCONDITIONER 1.5 TON PEL	EACH	40000.00	41000.00	39500.00	46000.00	44000.00	44000.00
SPLIT AIR CONDITIONER 1.5 TON (SPECIFY BRAND NAME)	EACH	45466.67	44000.00	58000.00	45000.00	41250.00	48000.00
AIRCOOLER SUPER ASIA	EACH	16750.00	17700.00	14750.00	18000.00	14900.00	11000.00
WASHING MACHINE SINGER	EACH	17546.67	18500.00	16000.00	18000.00	12000.00	10800.00
SEWING MACHINE(SINGER)	EACH	8506.67	8800.00	8800.00	8300.00	7200.00	7700.00
GIZER LARGE SIZE 30 GALLON CAPACITY SUP QLTY	EACH	25766.67	26000.00	20500.00	17500.00	17537.50	16500.00
GAS BURNER DOUBLE SPFY.BRAND	EACH	3533.33	3000.00	4900.00	3050.00	2500.00	1412.50
ELECT. IRON PHILIPS MDL.1120	EACH	3800.00	3800.00	3500.00	2000.00	2100.00	2000.00
ELECTRIC JUICER FOR APPLE	EACH	4766.67	4350.00	5650.00	4850.00	3625.00	1700.00
S.STEEL DEGHCHI MEDIUM SIZE ***	EACH	833.33	850.00	975.00	610.00	600.00	600.00
ALUMINIUM COOKING PAN (DEGCHI ) MED SIZE	EACH	723.33	700.00	1125.00	600.00	425.00	750.00
NON STICK COOKING PAN (DEGCHI ) SUP. QLTY	EACH	1800.00	1250.00	1500.00	590.00	535.00	800.00
FRYING PAN STEEL AVG. QLTY MED. SIZE	EACH	458.33	400.00	525.00	500.00	352.50	550.00
TAWA IORN (MEDIUM SIZE) AVG. QLTY	EACH	425.00	375.00	500.00	600.00	355.00	325.00
S.STEEL PLATE A.QLTY.(M.SIZE)	EACH	80.00	70.00	90.00	70.00	55.00	75.00
TABLE SPOON S.STEEL SUP.QLTY.	DOZEN	491.67	425.00	600.00	545.00	300.00	550.00
WATER SET JUG+6 GLASSES (OMROC)	SET	566.67	450.00	650.00	575.00	512.50	550.00
TEA SET PAK. CHINAWARE 21 PCS.	SET	2633.33	2400.00	3500.00	1625.00	2500.00	2650.00
DINNER SET PLASTIC 72 PIECES SUPERIOR QLTY	SET	10083.33	9500.00	6500.00	4600.00	4500.00	6000.00
HOTPOT SET PLASTIC 3 PCS.	SET	1400.00	1250.00	2000.00	1590.00	1200.00	1725.00
BUCKET(BALTI) PLASTIC MED.SIZ	EACH	358.33	325.00	450.00	465.00	350.00	355.00
LOTA PLASTIC (MED SIZE) AVERAGE QUALITY	EACH	61.67	50.00	100.00	40.00	50.00	65.00
PRESURE COOKER 4 LTR.	EACH	1466.67	1200.00	2200.00	1500.00	1375.00	1800.00
WATER COOLER 9/10 LTR.PLASTIC ***	EACH	566.67	550.00	850.00	550.00	650.00	550.00
THERMOS STARVAC 1 LTR	EACH	566.67	500.00	550.00	625.00	700.00	850.00
BULB PHILIPS 100-WATTS	EACH	40.00	40.00	35.00	35.00	35.00	40.00
TUBE LIGHT PHILIPS 40 WATTS	EACH	100.00	100.00	130.00	95.00	125.00	100.00
ELECTRIC BLUBS "0" WATTE LOCAL	EACH	20.00	20.00	22.50	20.00	22.50	20.00
ELECTRIC BLUB ENERGY SAVER 14 WATTS	EACH	180.00	180.00	165.00	170.00	220.00	200.00
WASHING SOAP 250 GMS SPECIFY BRAND NAME	EACH	45.00	45.00	45.00	41.25	40.00	35.00
SURF EXCEL 400 GMS POLY BAG	EACH	145.00	145.00	145.00	145.00	145.00	140.00
WASHING POWDER 1000 GRM	EACH	190.00	190.00	190.00	180.00	180.00	190.00
WASHING POWDER (WHEEL/ BONUS) 100 GRAMS	EACH	95.00	95.00	95.00	95.00	110.00	90.00
CLEANSER POWDER VIM 1000 GM	PKT.	79.33	80.00	80.00	80.00	72.50	100.00
FINIS 500 ML	BOTTLE	183.33	180.00	237.00	140.00	170.00	110.00
PHNYLE TYPHONE/FINIS/CARRANITE 3 LITRES	BOTTLE	180.00	160.00	165.00	137.50	125.00	150.00
HARPIC	BOTTLE	180.00	190.00	180.00	190.00	177.50	190.00
BOOT POLISH CHERRY/KIWI 50ML	EACH	140.00	140.00	135.00	115.00	140.00	130.00
ROBIN BLUE (35 GRAMS)	PKT.	65.00	60.00	45.00	35.00	30.00	65.00
TISSU PAPER PERFUMED 100 PCS.	PKT	113.33	115.00	135.00	110.00	135.00	115.00
TOILET PAPER ROLL (R.PETEL)	P/ROLL	50.00	50.00	45.00	37.50	47.50	40.00
BOOT POLISH LIQUID CHEERY BLOSSOM KIWI 75 ML	BOTTLE	160.00	135.00	150.00	150.00	160.00	160.00
MATCH BOX SMALL	EACH	2.00	2.00	3.00	3.00	1.00	1.00
DRY CELL 1.5 VOLT(LOCAL)	EACH	36.67	30.00	20.00	25.00	20.00	20.00
HAND STITCHING NEEDLE M.SIZE	PACKET	5.83	6.00	10.00	6.00	6.00	5.00
SEWING MACHINE NEEDLE (SINGER)	EACH	5.83	6.00	7.50	5.00	5.00	5.00
HOUSEHOLD SERVANT FEMALE P/T	P/MNTH	2166.67	1750.00	3000.00	1650.00	2750.00	3500.00
MARRIAGE HALL WITH FURNITURE	P/HEAD	216.67	225.00	150.00	90.00	100.00	90.00
SEPTRAN TABLETS	10TAB.	20.07	20.00	18.00	20.00	20.00	20.00
BRUFEN TABS 200-MG.	10TAB.	13.00	13.00	10.00	15.00	10.00	20.00
PANADOL TAB. EXTRA/PLAIN	10TAB.	15.00	15.00	13.00	15.00	12.00	15.00
DISPRIN TAB.	10TAB.	13.33	13.00	13.00	15.00	13.00	15.00
TRISIL TAB.	10 TAB	12.00	12.00	10.00	15.00	12.00	10.00
FLAGYL TAB. 200 MG.	10TAB.	20.00	16.00	16.00	16.00	14.00	20.00
VENTOLIN TAB. 2MG.	10TAB.	10.00	10.00	10.00	10.00	10.00	15.00
DAONIL TAB. 5 MG.	10TAB.	17.00	17.00	16.83	17.00	16.80	17.00

Contd.

### 7.11 Intercity Consumer Prices January, 2019

Description	Unit	Peshawar	Mardan	Abbott- abad	Bannu	D.I. Khan	Mingora
ENTOX TAB.	10TAB.	15.00	15.00	15.00	20.00	15.00	15.00
RENITEC TAB. 5 MG.	10TAB.	58.50	60.00	61.00	59.00	58.00	65.00
CAC. 1000 TAB	BOTTLE	133.00	133.00	133.00	138.00	133.00	128.60
AMOXIL CAPSOLE 250 MG.S	10CAP.	36.00	36.00	36.00	36.00	36.00	36.00
CALCIUM SYRUP SANDOZ	BOTTLE	64.00	64.00	64.00	64.00	64.00	64.00
LEDERPLEX SYRUP	BOTTLE	52.75	52.75	54.00	54.00	52.74	53.00
SANCOS SYRUP (50 ML.)	BOTTLE	56.71	30.00	30.00	56.71	55.00	55.00
PHENERGAN SYRUP 120 ML.	BOTTLE	33.67	33.00	34.00	34.00	34.00	35.00
CALPOL SYRUP 60 ML.	BOTTLE	49.00	49.00	0.00	47.32	30.00	49.00
HYDRYLLIN SYRUP 120 ML.	BOTTLE	69.00	69.00	69.00	69.00	69.00	69.00
POLYFAX EYE OINTMENT	TUBE	22.50	22.50	21.00	23.00	21.75	21.00
BETNESOL EYE DROPS	BOTTLE	33.89	33.89	34.00	34.00	33.89	34.00
EAR DROPS (CARDISPORINE) ***	BOTTLE	25.00	25.00	21.00	25.00	21.00	21.00
BETNOVATE-N OINTMENT 5 GMS	TUBE	56.50	55.00	16.00	16.00	33.00	57.00
BURNOL CREAM 30 GRM	TUBE	55.42	55.42	55.42	55.42	55.42	55.00
VICKS VAPORUB/BALM	BOTTLE	36.00	36.00	36.00	36.00	36.00	36.00
GLYCRINE SMALL BOTTLE	BOTTLE	30.00	30.00	40.00	40.00	18.00	30.00
JOUHAR JOSHANDA	PKT.	10.00	10.00	10.00	10.00	8.00	10.00
GALXOS-D (450 GRMS)	PKT.	157.50	157.50	157.50	140.00	142.50	145.00
GRIPE-WATER WOODWARDS	BOTTLE	60.00	60.00	60.00	60.00	60.00	60.00
SANIPLAST ONE PUTTY	EACH	2.00	2.00	2.00	2.00	1.50	2.00
O.R.S. (NIMCOL)	PKT.	18.00	18.00	18.00	17.00	15.00	15.00
DETTOL (MEDIUM)	BOTTLE	150.00	100.00	150.00	85.00	85.00	100.00
COTTON BANDAGE 2" - 4"	EACH	9.00	9.00	15.00	10.00	9.00	10.00
THERMOMETER CHINA	EACH	42.00	40.00	90.00	42.50	50.00	40.00
DOCTOR (MBBS) CLINIC FEE	P/PAT.	266.67	250.00	400.00	150.00	250.00	300.00
URINE TEST (DR) CHARGES	P/TEST	100.00	100.00	100.00	100.00	100.00	212.50
BLOOD TEST (CP) CHARGES	P/TEST	266.67	300.00	287.50	180.00	175.00	250.00
SUGAR TEST (RANDOM/FASTING BOTH) CHARGES	P/TEST	266.67	200.00	160.00	140.00	140.00	200.00
ECG CHARGES	P/TEST	183.33	175.00	250.00	250.00	300.00	200.00
X-RAY (CHEST) CHARGES	P/X-RAY	316.67	300.00	250.00	200.00	300.00	200.00
CAR SUZUKI 800 CC (W/O. A/C)	EACH	847500.00	847500.00	817750.00	0.00	817750.00	0.00
CAR SUZUKI 1000 CC	EACH	1400000.00	1400000.00	1400000.00	0.00	1405000.00	0.00
CAR TOYOTA 1300 CC	EACH	2104000.00	2104000.00	2105800.00	0.00	2150000.00	0.00
CAR HONDA CIVIC	EACH	3072000.00	3072000.00	3190000.00	0.00	0.00	0.00
MOTORCYCLE HONDA CD-70.	EACH	69500.00	69500.00	69500.00	69500.00	67000.00	64000.00
MOTORCYCLE YAMAHA 100CC.	EACH	80000.00	80000.00	79300.00	79000.00	79300.00	0.00
MOTOR CYCLE HERO 70 CC	EACH	44500.00	43000.00	46000.00	44000.00	45000.00	45500.00
BICYCLE WITH TYRES & TUBES	EACH	9000.00	9000.00	10200.00	9500.00	6825.00	6500.00
TYRE CAR WITH TUBE GENERAL	EACH	3800.00	4000.00	3000.00	4900.00	3650.00	3250.00
TYRE MOTOR CYCLE WITHOUT TUBE	EACH	1400.00	1450.00	1625.00	1175.00	1350.00	1150.00
TYRE CYCLE SPECIFY BRAND NAME	EACH	363.33	500.00	550.00	540.00	325.00	500.00
TYRE CAR W/O TUBE	EACH	3500.00	3550.00	2875.00	4600.00	3600.00	3350.00
PETROL SUPER	LITRE	90.97	90.97	90.97	90.97	90.97	90.97
HIGH SPEED DIESEL HSD	LITRE	106.68	106.68	106.68	106.68	106.68	106.68
CNG	K.G.	114.90	114.90	114.90	116.90	0.00	109.90
GAS CYLINDER STAND. SIZE	EACH	1760.00	1815.00	1750.00	1650.00	1650.00	1450.00
MOTOR CYCLE SERVICE CHARGES	EACH	300.00	300.00	300.00	350.00	300.00	375.00
CAR SERVICE CHARGES	EACH	300.00	300.00	400.00	400.00	400.00	300.00
TYRE PUNCTURE CHARGES	EACH	62.50	50.00	75.00	100.00	50.00	55.00
CYCLE OVERHAULING CHARGES	EACH	350.00	325.00	400.00	600.00	300.00	300.00
CAR TAX FOR 800CC TO 1300CC	YEARLY	1075.00	1075.00	1075.00	1075.00	1075.00	1075.00
TRAIN FARE ECO. 1-100 KM.	P/KM.	1.88	0.00	1.88	1.88	0.00	0.00
TRAIN FARE ECO. 101-500 KM.	P/KM.	1.14	0.00	1.14	1.14	0.00	0.00
TRAIN FARE ECO. > 500 KM.	P/KM.	0.91	0.00	0.91	0.91	0.00	0.00
TRAIN FARE IST SLP. 1-100KM	P/KM.	3.30	0.00	3.30	3.30	0.00	0.00
TRAIN FARE IST SLP.101-500 KM	P/KM.	2.72	0.00	2.72	2.72	0.00	0.00
TRAIN FARE IST SLP. > 500 KM	P/KM.	1.72	0.00	1.72	1.72	0.00	0.00
TRAIN FARE A/C SLP. 1-100KM.	P/KM	5.80	0.00	5.65	5.80	0.00	0.00
TRAIN FARE A/C SLP.101-500KM	P/KM.	5.23	0.00	5.23	5.23	0.00	0.00
TRAIN FARE A/C SLP > 500KM.	P/KM	3.90	0.00	3.90	3.76	0.00	0.00

Contd.

### 7.11 Intercity Consumer Prices January, 2019

Description	Unit	Peshawar	Mardan	Abbott- abad	Bannu	D.I. Khan	Mingora
PLATEFORM TICKET	EACH	10.00	0.00	10.00	10.00	0.00	0.00
AUTO RICKSHAW FARES	KM/MIN	60.00	60.00	50.00	50.00	50.00	50.00
FULL TONGA CHARGES	KM/MIN	60.00	60.00	60.00	50.00	0.00	0.00
TAXI 4 SEATER FARE	KM/MIN	125.00	125.00	150.00	40.00	150.00	75.00
BUS FARE MIN (WITHIN CITY)	TICKET	10.00	10.00	15.00	11.00	0.00	0.00
BUS FARE MAX (WITHIN CIT	TICKET	25.67	30.00	15.00	20.00	0.00	0.00
BUS FARE OUTSIDE CITY	P/KM.	1.18	1.18	0.98	1.33	1.00	0.98
A/C BUS FARE OUTSIDE CITY	P/KM.	1.37	1.37	1.70	1.66	1.50	1.75
MINIBUS FARE MIN.WITH IN CITY	TICKET	10.00	0.00	0.00	0.00	0.00	0.00
MINIBUS FARE MAX.WITH IN CITY	TICKET	40.00	0.00	10.00	0.00	0.00	10.00
SUZUKI FARE MIN.WITH IN CITY	TICKET	10.00	10.00	15.00	0.00	10.00	10.00
SUZUKI FARE MAXIMUM W.IN CITY	TICKET	30.00	20.00	15.00	0.00	15.00	10.00
AIR FARE ECONOMY CLASS.	P/KM.	14.47	0.00	0.00	0.00	0.00	0.00
POSTAL ENVELOPE DOMESTIC	EACH	8.00	8.00	8.00	8.00	8.00	8.00
ENVELOPE FOR SAUDI ARABIA	EACH	50.00	58.00	50.00	50.00	50.00	50.00
POSTAL REGISTRATION CHARGES	EACH	38.00	38.00	38.00	38.00	28.00	38.00
U.M.S. REG CHARGES MIN.	EACH	58.67	58.00	59.00	59.00	60.00	59.00
T.C.S. CH. MIN.WITH IN ZONE	EACH	200.00	200.00	200.00	200.00	200.00	200.00
TELEPHONE CHARGES LOCAL CALL	P/CALL	4.65	4.65	4.65	4.65	4.65	4.65
TEL CHARGES OUT SIDE CITY	P/CALL	4.65	4.65	4.65	4.65	4.65	4.65
INTERNET CHARGES	P/HOUR	40.00	30.00	50.00	50.00	42.50	40.00
MOBILE CELL CHARGES	P/UNIT	2.88	2.88	4.00	2.88	2.50	2.50
FAX CHARGES (LOCAL)	P/PAGE	20.00	30.00	30.00	15.00	15.00	10.00
TELEPHONE SET AV. QLTY	EACH	1200.00	1250.00	2000.00	1150.00	2250.00	1000.00
MOBILE SET NOKIA/SONY/ERICSON/SAMSUNG WITHOUT CAMERA	EACH	3233.33	3300.00	3000.00	3000.00	2250.00	2500.00
T.V. 20" COLORED WEGA H-A21.	EACH	29000.00	21000.00	20000.00	24000.00	20000.00	31000.00
T.V 20" COLOR CHINA/KORIA)	EACH	9333.33	15000.00	8000.00	11500.00	9550.00	10000.00
V.C.P. PANASONIC/LG/NAT	EACH	4000.00	0.00	6500.00	6750.00	5000.00	0.00
DVD/VCD PLAYER PANASONIC/LG	EACH	3066.67	4000.00	6800.00	1950.00	5500.00	1850.00
RADIO WITH C.PLAYER NATIONAL	EACH	2650.00	2650.00	2500.00	2600.00	1900.00	1450.00
PERSONNEL COMPUTER (BRANDED)	EACH	55000.00	48800.00	43000.00	50000.00	41500.00	34500.00
VID. CASSETTE BLK. TDK/SONY	EACH	100.00	100.00	55.00	110.00	100.00	125.00
COM. C.D. (TDK/IMATION)	EACH	40.00	40.00	55.00	65.00	50.00	20.00
TAPE RECORDER CASSETTE BLANK	EACH	30.00	30.00	60.00	25.00	42.50	70.00
VIDEO GAME SEGA 16 BYTE	EACH	1250.00	1250.00	1800.00	1500.00	1475.00	0.00
CINEMA A/C. HIGH CLASS	TICKET	100.00	100.00	0.00	0.00	0.00	0.00
CINEMA NON-A/C HIGH CLASS	TICKET	100.00	100.00	30.00	40.00	50.00	200.00
CABLE CHARGES	P/MONTH	200.00	300.00	300.00	300.00	300.00	300.00
TV.LICENCE FEE DOMESTIC	YEARLY	420.00	420.00	420.00	420.00	420.00	420.00
ENGLISH BOOK CLASS V1	EACH	75.00	75.00	75.00	75.00	75.00	75.00
ENGLISH BOOK CLASS IX OR X	EACH	68.00	68.00	68.00	68.00	68.00	62.00
ENG. BOOK IST.YR COMPLETE SET	EACH	76.00	76.00	90.00	76.00	90.00	90.00
ENGLISH BOOK BA/B.SC	EACH	105.00	105.00	105.00	105.00	105.00	105.00
URDU BOOK CLASS V (T.B.BORD)	EACH	68.00	68.00	68.00	68.00	68.00	68.00
URDU BOOK CLASS IX/X(T.B.B)	EACH	58.50	58.50	62.00	62.00	62.00	62.00
URDU BOOK IST.YEAR/INTER	EACH	81.00	81.00	81.00	81.00	81.00	81.00
URDU BOOK BA/B.SC	EACH	240.00	240.00	160.00	160.00	160.00	160.00
MATHS BOOK CALSS V (T.B.B)	EACH	99.00	99.00	99.00	99.00	99.00	99.00
MATHS BOOK CLASS IX OR X	EACH	112.00	112.00	112.00	112.00	112.00	112.00
MATHS BOOK IST.YEAR (T.B.B)	EACH	212.00	212.00	212.00	212.00	212.00	212.00
PAKISTAN STUDIES BOOK BA/B.SC	EACH	125.00	125.00	125.00	125.00	125.00	125.00
DAILY "DAWN"	P/COPY	22.00	22.00	22.00	22.00	22.00	22.00
DAILY "JANG"	P/COPY	20.00	20.00	20.00	20.00	20.00	20.00
DAILY "NAWA-E-WAQT"	P/COPY	20.00	20.00	20.00	20.00	20.00	20.00
WEEKLY "AKHBAR-E-JAHAN"	P/COPY	60.00	60.00	60.00	60.00	60.00	60.00
WEEKLY "MAG"	P/COPY	50.00	50.00	50.00	50.00	50.00	50.00
MONTHLY "NAUNEHAL DIGEST"	P/COPY	35.00	35.00	35.00	35.00	35.00	35.00
PAPER FOOLSCAPE (27"x17")	QUIRE	25.67	20.00	30.00	50.00	47.50	30.00
EXERCISE.BOOK LINED 80/100 PGS	EACH	77.50	60.00	60.00	90.00	45.00	65.00
PENCILGOLDFISH/DEER	EACH	10.00	7.00	7.00	8.00	7.00	10.00

Contd.

### 7.11 Intercity Consumer Prices January, 2019

Description	Unit	Peshawar	Mardan	Abbott- abad	Bannu	D.I. Khan	Mingora
PEN INK DOLLOR 57 ML BOTTLE	EACH	26.67	20.00	25.00	25.00	20.00	20.00
PHOTOSTATE PAPER 70 GM	PRT	440.00	480.00	470.00	350.00	355.00	450.00
BALL PEN (local)	EACH	6.33	10.00	8.50	10.00	5.00	10.00
FOUNTAIN PEN HERO/WINGS/CHINA	EACH	40.00	50.00	50.00	50.00	40.00	50.00
PRIVATE SCHOOL FEE ENGLISH MEDIUM AVERAGE STANDARD (CLASS I)	P/MONTH	2366.67	2200.00	3200.00	575.00	650.00	1000.00
PRIVATE SCHOOL FEE ENGLISH MEDIUM AVERAGE STANDARD (CLASS V)	P/MONTH	2500.00	2600.00	3600.00	775.00	850.00	1500.00
PRIVATE SCHOOL FEE ENGLISH MEDIUM AVERAGE STANDARD (CLASS VI)	P/MONTH	2500.00	2600.00	3700.00	825.00	1000.00	2500.00
PRIVATE SCHOOL FEE ENGLISH MEDIUM AVERAGE STANDARD (CLASS X)	P/MONTH	2500.00	3000.00	4100.00	1050.00	1800.00	3000.00
PRIVATE MEDICLE COLLEGE FEE MBBS (1ST YEAR)	P/MONTH	53500.00	0.00	66666.00	0.00	0.00	0.00
PRIVATE ENGINEERING COLLEGE FEE (ISTR YEAR)	P/MONTH	15000.00	15000.00	0.00	0.00	0.00	0.00
GOVT. COLLEGE FEE 1ST. YEAR	MONTH	45.83	45.83	46.00	45.83	45.83	45.83
GOVT. COLLEGE FEE 4TH. YEAR	MONTH	54.75	54.75	50.00	50.00	50.00	50.00
GOVT. UNIVERSITY FEE MSC.	MONTH	2500.00	2500.00	166.00	1786.00	2700.00	1925.00
GOVT. MED. COLLEGE FEE MBBS	MONTH	2496.00	2496.00	940.00	641.67	4942.50	939.58
GOVT. ENGG. COLL. FEE I YEAR	MONTH	655.00	655.00	0.00	655.41	595.83	0.00
COACHING FEE FOR CLASS IX/X	P/MONTH	2500.00	2500.00	1200.00	1000.00	1000.00	3000.00
COACHING CHARGES FOR CLASS 1ST YEAR/INTER (SCIENCE)	P/MONTH	3000.00	3000.00	1125.00	1200.00	1200.00	6000.00
COACHING CHARGES FOR CLASS 1ST YEAR/INTER (COMMERCE)	P/MONTH	3000.00	3000.00	1100.00	1000.00	1200.00	950.00
I.T. TUITION FEES	P/MONTH	8667.00	6000.00	4166.00	3000.00	3833.33	0.00
MBA TUITION FEES	P/MONTH	7500.00	6000.00	3666.00	3500.00	3666.67	0.00
BREAD TANDOORI ST. SIZE	EACH	10.00	10.00	10.00	10.00	6.00	10.00
COOKED MUTTON (AV. HOTEL)	PLATE	183.33	120.00	200.00	160.00	140.00	185.00
COOKED BEEF (AV. HOTEL)	PLATE	120.00	100.00	85.00	105.00	100.00	130.00
COOKED DAL (AV. HOTEL)	PLATE	60.00	60.00	70.00	50.00	70.00	65.00
CHICKEN BIRYANI FULL/DOUBLE	PLATE	120.00	140.00	150.00	120.00	145.00	190.00
TEA PREPARED (ORDINARY)	CUP	15.00	20.00	20.00	20.00	15.00	20.00
HAIRCUT CHARGES FOR MEN	P/CUT	141.67	115.00	80.00	90.00	55.00	90.00
BEAUTY PORL HAIR STYL CHARGE	P/STY.	225.00	225.00	600.00	200.00	140.00	450.00
SHAVING CHARGES	PER SHV	80.00	80.00	50.00	50.00	32.50	60.00
LIPSTICK S.MISS/MEDORA	EACH	130.00	125.00	120.00	120.00	100.00	60.00
NAIL POLISH S.MISS/MEDORA	EACH	106.67	130.00	120.00	120.00	100.00	85.00
PERFUME MED.SIZE MEDORA/BROACH	EACH	220.00	220.00	220.00	200.00	220.00	216.67
HAIR-OIL AMLA/CHAMBELI	BOTTLE	150.00	150.00	180.00	190.00	95.00	215.00
TOILET SOAP LUX 95 GRAMS	EACH	52.00	50.00	60.00	53.00	46.00	55.00
TOILET SOAP LIFEBOUY 140 GRM	EACH	40.00	50.00	50.00	49.00	50.00	50.00
TOILET SOAP SAFEGUARD BATH SIZE	EACH	53.00	55.00	50.00	53.00	55.00	48.00
TOOTHPASTE MACKLINES 70 GRM	EACH	50.00	50.00	50.00	50.00	50.00	50.00
TOOTHPAST MED SIZE CLGATE 70 GMS	EACH	75.00	80.00	84.00	70.00	88.00	75.00
TOOTHBRUSH SHEILD A/PLAUQUE	EACH	45.83	50.00	45.00	34.00	37.50	40.00
TOOTHPOWDER DENTONIC 90 GRM	EACH	50.00	50.00	35.00	30.00	25.00	35.00
HAIR-COLOUR BEGIN (6 GMS)	EACH	110.00	130.00	130.00	130.00	95.00	110.00
HAIR COLOUR (KALAKOLA)	BOTTLE	130.00	145.00	130.00	120.00	130.00	140.00
FACECREAM PONDS (MEDIUM)	EACH	130.00	130.00	120.00	130.00	135.00	120.00
TALC POWDER VICE ROAY,B.CAT	EACH	200.00	175.00	177.50	137.50	110.00	110.00
BLADE TREET ORDINARY 10'S	PKT.	33.33	40.00	50.00	30.00	30.00	40.00
BLADE 7-O-CLOCK STAIN. 5'S	PKT.	35.00	35.00	40.00	30.00	35.00	40.00
SHAMPOO SUNSILK/PAINTIN 100 ML	BOTTLE	100.00	100.00	100.00	100.00	100.00	100.00
BEAUTY CREAM (FAIR & LOVELY)	EACH	75.00	85.00	210.00	75.00	230.00	115.00
HAIR REMOVING CREAM (EU-CREAM)	TUBE	100.00	99.00	75.00	75.00	60.00	85.00
GEL MEDIUM SIZE	BOTTLE	126.67	200.00	190.00	70.00	152.50	150.00
DISPOSABLE RAZOR GILLET-II	EACH	50.00	50.00	45.00	40.00	40.00	50.00
SHAVING CREAM TOUCH-ME/ADM.	EACH	80.00	70.00	85.00	65.00	77.50	60.00
GOLD TEZABI 24 CT	10 GM.	58642.33	58630.00	56155.00	54916.00	57100.00	56800.00
SILVER TEZABI 24 CT	10 GM.	694.67	750.00	754.00	750.00	616.50	750.00
ARTIFICIAL JEWELLARY SET	SET	1216.67	900.00	750.00	1400.00	300.00	2750.00
WRIST WATCH GENTS CITIZEN (ORIGINAL) ***	EACH	4333.33	6000.00	2000.00	2500.00	2500.00	4000.00
WRIST WATCH LADIES CITIZEN (ORIGINAL) ***	EACH	4333.33	6000.00	1750.00	2500.00	2500.00	3500.00
WALL CLOCK QUARTZ AV.QLTY	EACH	1450.00	1500.00	525.00	650.00	255.00	850.00
SUITCASE REXIN (24"x16"x6")	EACH	758.33	650.00	1200.00	1125.00	800.00	950.00
TRUNK MEDIUM SIZE ***	EACH	1866.67	1900.00	1200.00	2200.00	1300.00	4000.00
PURSE LADIES (LEATHER) AVERAGE QUALITY	EACH	1200.00	950.00	1500.00	1100.00	500.00	1000.00

### 7.11 Intercity Consumer Prices January, 2019

Description	Unit	Quetta	Turbat	Gawadar	Loralai	Khuzdar	D.M. Jamali
WHEAT	10 KG.	360.00	430.00	430.00	400.00	350.00	345.00
WHEAT FLOUR FINE/SUPERIOR.	KG.	52.00	50.00	50.00	45.00	45.00	40.00
WHEAT FLOUR AVG. QLTY	KG.	50.00	45.00	45.00	42.00	40.00	38.00
WHEAT FLOUR BAG	10 KG.	410.00	440.00	450.00	380.00	390.00	370.00
MAIDA	KG.	60.00	76.00	78.00	62.50	50.00	55.00
SUJI	KG.	60.00	80.00	85.00	60.00	65.00	80.00
BESAN AV. QLTY.	KG.	150.00	165.00	165.00	160.00	110.00	120.00
RICE BASMATI SUP. QLTY.	KG.	165.00	180.00	180.00	150.00	135.00	150.00
RICE BASMATI 385/386	KG.	90.00	90.00	90.00	100.00	85.00	77.50
RICE BASMATI BROKEN AV.QLTY	KG.	95.00	75.00	75.00	70.00	75.00	57.50
RICE IRR1-6 (SINDH/PUNJAB)	KG.	60.00	53.00	55.00	50.00	53.75	52.50
VERMICELLI	KG.	80.00	85.00	90.00	100.00	90.00	75.00
BREAD PLAIN MEDIUM SIZE	EACH	40.00	35.00	35.00	40.00	40.00	40.00
RUSK (PAPAY)	KG.	145.00	175.00	175.00	160.00	160.00	140.00
BISCUITS-PACKED	PKT	40.00	40.00	40.00	40.00	40.00	40.00
BISCUIT-BAKERY (LOOSE)	250 GM	55.00	78.00	78.00	80.00	80.00	70.00
CORNFLAKS FAUJI 225 GM.	PKT	200.00	154.00	225.00	120.00	230.00	200.00
SAMOSA (VEGATABLE)	EACH	12.00	10.00	10.00	10.00	15.00	10.00
PASTRY AV.QLTY.	EACH	27.50	23.00	25.00	30.00	17.00	20.00
PATTIES (VEGATABLES)	EACH	25.00	25.00	25.00	30.00	15.00	30.00
NIMCO	250 GM	55.00	80.00	90.00	60.00	80.00	80.00
CHIPS	250 GM	55.00	80.00	80.00	60.00	85.00	65.00
BEEF WITH BONE AV.QLTY.	KG	380.00	470.00	500.00	340.00	395.00	340.00
MUTTON AV.QLTY.	KG	775.00	850.00	800.00	700.00	750.00	750.00
CHICKEN FARM BROILER (LIVE)	KG	160.00	265.00	270.00	150.00	195.00	155.00
FISH-RAHU MEDIUM SIZE	KG	350.00	345.00	330.00	330.00	282.50	325.00
MILK FRESH (UNBOILED)	LTR.	95.00	120.00	120.00	95.00	95.00	95.00
CURD	KG.	110.00	130.00	142.50	90.00	90.00	120.00
MILK TETRA PACK 1/2 LTR.	PKT.	60.00	65.00	62.00	70.00	65.00	50.00
LACTOGEN 400 GRAMS	PKT.	500.00	520.00	510.00	500.00	500.00	500.00
POWDER MILK NIDO 400GM.	PKT	400.00	450.00	450.00	450.00	400.00	400.00
MILK POWDER LOOSE/PACKED	KG.	400.00	495.00	500.00	520.00	800.00	600.00
BUTTER LOCAL PACKED	50 GM.	30.00	30.00	30.00	25.00	30.00	37.50
EGGS FARM	DOZ	135.00	137.50	125.00	120.00	122.50	115.00
MUSTARD OIL AV.QLTY.	KG.	190.00	190.00	190.00	260.00	195.00	400.00
COOKING OIL (DALDA)	2.5LTR	520.00	450.00	450.00	510.00	475.00	475.00
COOKING OIL (PAKWAN) OTHER BRAND SPECIFY	2.5 LTR	495.00	450.00	450.00	430.00	455.00	485.00
VEGETABLE GHEE TIN	2.5KG.	490.00	450.00	450.00	430.00	440.00	500.00
VEGETABLE GHEE (LOOSE)	KG.	195.00	165.00	165.00	180.00	125.00	191.00
DATES AV.QLTY.	KG.	260.00	105.00	110.00	200.00	150.00	145.00
PISTACHIO AV.QLTY.	50 GM.	75.00	60.00	60.00	60.00	100.00	85.00
ALMONDS WHOLE AV.QLTY.	KG.	800.00	660.00	665.00	800.00	862.50	825.00
COCONUT DRY AV.QLTY.	KG.	390.00	320.00	310.00	445.00	550.00	525.00
RAISINS AV.QLTY.	50 GM.	27.50	30.00	30.00	20.00	50.00	27.50
GROUNDNUTS (WITH SHELL)	KG.	250.00	187.50	185.00	280.00	230.00	290.00
MALTA/MOSAMBI	DOZ	80.00	160.00	180.00	100.00	60.00	120.00
KINNU	DOZ	60.00	155.00	175.00	120.00	0.00	110.00
APPLE	KG	150.00	125.00	140.00	80.00	117.50	140.00
ALOO BUKHARA	KG	0.00	0.00	0.00	0.00	0.00	0.00
POMEGRANATE (ANNAR)	KG	200.00	195.00	195.00	220.00	150.00	125.00
GRAPES	KG	0.00	0.00	0.00	0.00	0.00	0.00
BANANAS	DOZ	80.00	65.00	65.00	65.00	60.00	55.00
MANGO KALMI	KG	0.00	0.00	0.00	0.00	0.00	0.00
GUAVA	KG	70.00	90.00	95.00	85.00	67.50	50.00
WATERMELON (TURBOOZ)	KG	0.00	0.00	0.00	0.00	0.00	0.00
MUSKMELON (KHARBOOZA)	KG	0.00	0.00	0.00	0.00	0.00	0.00
SWEETMELON (GARMA)	KG	0.00	0.00	0.00	0.00	0.00	0.00
PULSE MASOOR (WHOLE)	KG.	130.00	130.00	130.00	120.00	120.00	120.00
PULSE MASOOR (WASHED)	KG.	125.00	125.00	130.00	120.00	122.50	140.00
PULSE MOONG (WASHED)	KG.	150.00	140.00	140.00	120.00	117.50	155.00
PULSE MASH (WASHED)	KG.	180.00	180.00	180.00	180.00	180.00	165.00

Contd.

### 7.11 Intercity Consumer Prices January, 2019

Description	Unit	Quetta	Turbat	Gawadar	Loralai	Khuzdar	D.M. Jamali
PULSE GRAM	KG.	145.00	150.00	145.00	130.00	135.00	135.00
GRAM WHOLE BLACK AV QLTY.	KG.	155.00	155.00	150.00	160.00	177.50	110.00
GRAM WHOLE YELLOW AV.QLTY	KG.	190.00	185.00	180.00	180.00	220.00	205.00
BEANS (LAL LOBIA)	KG.	140.00	130.00	130.00	160.00	180.00	125.00
POTATOES	KG	30.00	30.00	35.00	27.50	27.50	17.50
ONION	KG	30.00	30.00	40.00	25.00	37.50	20.00
TURNIP	KG	52.50	50.00	50.00	30.00	31.25	20.00
RADISH	KG	37.50	35.00	65.00	30.00	40.00	20.00
TOMATOES	KG	50.00	60.00	65.00	30.00	60.00	25.00
CABBAGE	KG	52.50	75.00	80.00	60.00	40.00	35.00
CAULIFLOWER	KG	52.50	85.00	95.00	30.00	40.00	35.00
BRINJAL	KG	52.50	65.00	75.00	40.00	38.75	25.00
PUMPKIN	KG	0.00	0.00	0.00	0.00	0.00	0.00
BOTTLEGOURD	KG	0.00	0.00	0.00	0.00	0.00	0.00
LADY FINGER	KG	0.00	0.00	0.00	0.00	0.00	0.00
PEAS	KG	47.50	85.00	85.00	80.00	105.00	55.00
SPINACH	KG	27.50	30.00	40.00	40.00	20.00	25.00
TINDA	KG	0.00	0.00	0.00	0.00	0.00	0.00
TURAI	KG	0.00	0.00	0.00	0.00	0.00	0.00
KARAILA	KG	0.00	0.00	0.00	0.00	0.00	0.00
ARVI	KG	0.00	0.00	0.00	0.00	0.00	0.00
CHILLIES GREEN	KG	77.50	155.00	145.00	200.00	30.00	80.00
CARROT	KG	32.50	65.00	80.00	40.00	30.00	22.50
COCUMBER (KHEERA)	KG	52.50	85.00	90.00	40.00	52.50	55.00
LEMON	250GM	57.50	75.00	75.00	50.00	50.00	22.50
SUGAR REFINED	KG.	59.00	72.00	72.00	60.00	53.00	58.50
GUR AV.QLTY	KG.	80.00	100.00	100.00	80.00	87.50	75.00
HONEY LANGANESE 500 GM.	BOTTLE	1050.00	680.00	690.00	800.00	800.00	800.00
MILO 200 GM.	BOTTLE	200.00	220.00	220.00	220.00	220.00	220.00
CUSTARD POWDER RAFHAN 300 GM.	PKT	80.00	85.00	85.00	80.00	80.00	80.00
TOFFEE (HILAL)	EACH	1.00	2.00	2.00	1.00	1.00	2.00
CHOWKELATE CANDY (SMALL SIZE)	EACH	5.00	10.00	10.00	5.00	5.00	5.00
SWEETMEAT (MIXED)	KG	450.00	350.00	350.00	280.00	300.00	350.00
ICE CREAM WALLS	CUP.	40.00	60.00	60.00	50.00	40.00	45.00
ICE	KG	15.00	10.00	15.00	10.00	10.00	10.00
JAM AHMED/MITCHELLES	BOTTLE	140.00	160.00	160.00	130.00	190.00	147.50
SQUASH-MITCHELLES	BOTTLE	165.00	165.00	175.00	165.00	170.00	150.00
ROOH AFZA	BOTTLE	190.00	190.00	190.00	190.00	180.00	200.00
JAM-E-SHIREEN	BOTTLE	200.00	190.00	190.00	190.00	180.00	200.00
SAUNF	50 GM	30.00	20.00	20.00	20.00	30.00	15.00
CINAMON LOOSE AV. QLTY	50 GM.	22.50	30.00	30.00	50.00	150.00	22.50
CUMINSEED WHITE NATIONAL	50 GM.	70.00	60.00	60.00	70.00	80.00	70.00
PEPPER BLACK NATIONAL	50 GM.	120.00	100.00	95.00	110.00	110.00	110.00
CLOVES LOOSE AV.QLTY	50 GM.	90.00	36.00	30.00	120.00	110.00	130.00
CARDAMOM LARGE LOOSE AV.QLTY	50 GM.	150.00	150.00	150.00	120.00	210.00	115.00
CARDAMOM SMALL AV.QLTY	50 GM.	185.00	75.00	75.00	100.00	190.00	105.00
SALT-POWDERED (LAHORI) LOOSE	KG.	10.00	15.00	15.00	10.00	10.00	10.00
SALT POWDERED (NATIONAL/SHAN)	PKT	30.00	30.00	30.00	25.00	25.00	30.00
CHILLIES POWD.NATIONAL 200GM	PKT	150.00	120.00	120.00	120.00	150.00	120.00
CHILLIES POWDER LOOS	KG.	350.00	450.00	450.00	400.00	290.00	310.00
CORRIANDER SEED POWD.NATIONAL	PKT	116.00	90.00	85.00	116.00	116.00	104.00
CORRIANDER SEED (LOOSE)	KG.	240.00	175.00	165.00	240.00	300.00	210.00
TURMERIC POWD.NATIONAL 50GM	PKT.	40.00	55.00	54.00	40.00	40.00	40.00
CURRY POWD. NATIONAL 200 GM	PKT.	100.00	90.00	90.00	87.00	104.00	87.00
TOMATO KETCHUP AHMED/MITCHL	BOTTLE	100.00	105.00	105.00	90.00	100.00	100.00
PICKLES AHMED/MITCHELLES	BOTTLE	120.00	120.00	120.00	130.00	130.00	110.00
VINEGAR SYNTHETIC (SIRKA)	BOTTLE	90.00	70.00	70.00	55.00	60.00	80.00
GARLIC	KG	140.00	235.00	185.00	210.00	182.50	190.00
GINGER	KG	200.00	235.00	220.00	280.00	200.00	250.00
TAPAL DANEDAR TEA 200GM PACKET	PKT	194.73	200.00	195.00	195.00	185.00	185.00
TEA LIPTON YELLOW LABEL 200GM.	PKT.	221.05	200.00	195.00	195.00	194.73	194.73

Contd.

### 7.11 Intercity Consumer Prices January, 2019

Description	Unit	Quetta	Turbat	Gawadar	Loralai	Khuzdar	D.M. Jamali
TEA LOOSE KENYA AV.QLTY 250GM.	PKT.	155.00	180.00	190.00	155.00	170.00	155.00
COFFEE-NESCAFE 75 GM. **	BOTTLE	380.00	450.00	300.00	280.00	270.00	270.00
COLD DRINK (STANDARD SIZ)	BOTTLE	25.00	30.00	30.00	27.50	25.00	25.00
FRUIT JUICE TETRA PACK	PKT.	30.00	30.00	30.00	30.00	20.00	20.00
MINERAL WATER NESTLE 1.5 LTR	BOTTLE	60.00	50.00	50.00	50.00	55.00	50.00
CIGARETTES K-2 10'S **	PKT	50.00	60.00	60.00	60.00	50.00	60.00
CIGARETTES CAPSTAN 10'S **	PKT	70.00	70.00	70.00	60.00	70.00	70.00
CIGARETTES GOLD LEAF 20'S	PKT	160.00	160.00	160.00	150.00	160.00	155.00
CIGARETTES MORVEN GOLD 20'S	PKT	65.00	70.00	70.00	60.00	50.00	60.00
BETEL LEAVES	50GM.	50.00	25.00	25.00	80.00	70.00	105.00
BETEL NUTS	KG.	1500.00	2000.00	2000.00	300.00	2000.00	2750.00
LONG CLOTH 57" GUL AHMED/AL-KARAM	METER	210.00	230.00	230.00	335.00	275.00	225.00
SHIRTING AV.QLTY.	METER	150.00	150.00	160.00	200.00	200.00	155.00
PANT CLOTH W & WEAR AV.QLTY	METER	400.00	650.00	300.00	370.00	200.00	200.00
LAWN PRINTED GUL AHMED/AL-KARAM	METER	200.00	195.00	200.00	290.00	245.00	225.00
GEORGETTE AV.QLTY	METER	105.00	90.00	90.00	170.00	150.00	70.00
LINEN AV.QLTY ***	METER	100.00	70.00	80.00	170.00	160.00	100.00
HEAVY WT SUITING LAWERNCPUR AVG QLTY	METER	1100.00	1100.00	1100.00	1000.00	1100.00	900.00
HEAVY WT SUITING LAWERNCPUR SUP QLTY	METER	1300.00	1300.00	1300.00	1500.00	1300.00	1300.00
TROPICAL SUITING LAW.PUR	METER	950.00	950.00	950.00	1000.00	950.00	950.00
PANT BOY 24"/26" LENGTH.	EACH	600.00	400.00	400.00	500.00	1100.00	425.00
SHIRT BOY 24"/26" LENGTH	EACH	400.00	350.00	350.00	300.00	950.00	425.00
SCHOOL UNI. PANT,SHIRT BOYS	SUIT	1300.00	1200.00	1200.00	675.00	1150.00	900.00
SCHOOL UNI. KAMEEZ,SHAL.BOYS	SUIT	1300.00	1150.00	1150.00	1000.00	1150.00	750.00
SCHOOL UNI. KAMEEZ,SHAL.GIRL	SUIT	1400.00	1200.00	1200.00	850.00	1150.00	750.00
FROCK W/WEAR GIRLS	EACH	700.00	400.00	400.00	750.00	1100.00	700.00
AWAMI-SUIT W & W(BOY) 24"/26	SUIT	700.00	1000.00	1000.00	750.00	687.50	750.00
AWAMI-SUIT W&W (GENTS)AV.QLTY	SUIT	700.00	900.00	900.00	950.00	850.00	1100.00
PULLOVER GENTS OXFORD/BON.	EACH	3250.00	2100.00	2000.00	2800.00	2000.00	2250.00
PULLOVER LADIES OXFORD/BON.	EACH	3350.00	2150.00	2175.00	3000.00	2750.00	2750.00
PULLOVER (GENTS) OTHERS A.QTY	EACH	800.00	650.00	700.00	1350.00	950.00	2000.00
SECOND-HAND COAT FOR MEN	EACH	300.00	400.00	365.00	275.00	250.00	325.00
SECONDHAND SWEETER FOR MEN DUP QLTY	EACH	350.00	410.00	370.00	350.00	220.00	200.00
SECONDHAND WINTER JACKET	EACH	325.00	450.00	350.00	170.00	300.00	275.00
UNDERWEAR AV.QLTY MEDIUM SIZE	EACH	90.00	120.00	120.00	130.00	200.00	65.00
VEST FOR MEN AV.QLTY.	EACH	100.00	140.00	140.00	130.00	200.00	130.00
VEST/SHAMEEZ (WOMEN) AVG. QLTY	EACH	120.00	195.00	200.00	115.00	250.00	100.00
SOCKS NYLON (PAKISTANI)	PAIR	90.00	120.00	125.00	75.00	80.00	70.00
BRASSIER AV.QLTY.	EACH	225.00	120.00	120.00	155.00	200.00	130.00
BRASSIER SUP QLTY	EACH	400.00	242.50	250.00	325.00	500.00	212.50
DOPATTA GEORGETTE AV.QLTY.	EACH	225.00	400.00	390.00	290.00	330.00	190.00
DOPATTA COTTON AV GLTY	EACH	350.00	245.00	250.00	240.00	350.00	140.00
CHADDAR (W/WEAR) (2x2.5 MTR)	EACH	400.00	380.00	400.00	490.00	400.00	525.00
LUNGI/DHOTI(COTTON) AVG. QLTY	EACH	250.00	300.00	320.00	450.00	360.00	275.00
HANDKERCHIEF AVG. QLTY PAK	EACH	30.00	50.00	50.00	45.00	70.00	45.00
HANDKERCHIEF SUP. QLTY PAK	EACH	50.00	65.00	70.00	95.00	90.00	65.00
GLOVES AV QLTY	PAIR	90.00	95.00	95.00	60.00	300.00	45.00
AZARBAND COTTON AVG. QLTY	EACH	17.50	20.00	20.00	15.00	20.00	47.50
SEWING THREAD/REEL(ASLI PARI)	EACH	6.50	8.00	8.00	7.00	7.00	6.50
WASHING CHARGES PAINT & SHIRT	SUIT	65.00	70.00	100.00	175.00	160.00	100.00
DRY CLEANING SUIT COAT PANT	SUIT	400.00	350.00	350.00	400.00	350.00	155.00
WASHING CH. (KAMIZ-SHALWAR)	PAIR	60.00	60.00	70.00	100.00	80.00	65.00
TAILORING SHIRT	EACH	400.00	350.00	350.00	350.00	300.00	375.00
TAILORING CHARGES PANT (MEN)	EACH	425.00	600.00	600.00	400.00	375.00	700.00
TAILORING COAT-PANT SUIT	SUIT	3250.00	3250.00	4000.00	3500.00	3250.00	4000.00
TAILORING AWAMI-SUIT (MALE)	SUIT	750.00	600.00	650.00	675.00	575.00	475.00
TAILORING SUIT FEMALE	SUIT	600.00	500.00	600.00	575.00	575.00	500.00
GENTS SHOES PAUL BATA	PAIR	1199.00	1199.00	1199.00	1199.00	1199.00	1199.00
GENTS SANDAL BATA	PAIR	699.00	699.00	699.00	699.00	699.00	699.00
GENTS SPOUNG CHAPPAL BATA	PAIR	199.00	199.00	199.00	199.00	199.00	199.00
LADIES SANDAL BATA	PAIR	599.00	599.00	599.00	599.00	599.00	599.00

Contd.

### 7.11 Intercity Consumer Prices January, 2019

Description	Unit	Quetta	Turbat	Gawadar	Loralai	Khuzdar	D.M. Jamali
LADIES SPOUNG CHAPPAL BATA	PAIR	199.00	199.00	199.00	199.00	199.00	199.00
CHILD SHOE POWER LITE BATA	PAIR	699.00	699.00	699.00	699.00	699.00	699.00
GENTS SHOE, ART 1109 SERVICE	PAIR	999.00	999.00	999.00	999.00	999.00	999.00
NYLON JOGGER 27 SIZE 2-5 ***	PAIR	1399.00	1399.00	1399.00	1399.00	1399.00	1399.00
CHINA FOOT WEAR AV. QLTY (MALE) *	PAIR	475.00	900.00	1350.00	1000.00	250.00	750.00
CHINA FOOT WEAR AV. QLTY (FEMALE) *	PAIR	300.00	600.00	600.00	350.00	250.00	550.00
CHINA FOOT WEAR AV. QLTY (CHILDREN) *	PAIR	285.00	550.00	600.00	300.00	250.00	400.00
SHOE REPAIR HALF SOLE	PAIR	90.00	120.00	150.00	95.00	90.00	110.00
SHOES POLISH CHARGES AVERAGE SHOP	PAIR	30.00	35.00	35.00	25.00	20.00	20.00
HOUSE RENT (combined)	MONTH	13612.00	8057.00	8643.00	5236.00	2197.00	3967.00
rent 2	pm	13612.00	8057.00	8643.00	5236.00	2197.00	3967.00
RENT3	PM	13612.00	8057.00	8643.00	5236.00	2197.00	3967.00
RENT4	PM	13612.00	8057.00	8643.00	5236.00	2197.00	3967.00
RENT5	PM	13612.00	8057.00	8643.00	5236.00	2197.00	3967.00
RENT6	PM	13612.00	8057.00	8643.00	5236.00	2197.00	3967.00
SYNTHETIC ENEMAL ROBIALAC BALTI 3.64 LTR.	EACH	2000.00	2200.00	2500.00	1800.00	1800.00	1800.00
SYNTHETIC ENEMAL ICI BALTI 3.64 LTR.	EACH	1875.00	2700.00	2700.00	2000.00	1900.00	2000.00
CEMENT (LOCAL) SPECIFY BRAND NAME	BAG	620.00	585.00	580.00	600.00	545.00	605.00
BRICKS (NEW) IST CLASS	P/1000	6250.00	0.00	0.00	10000.00	8500.00	6250.00
CEMENT BLOCKS (6"x8"x12")	P/100	0.00	2600.00	2500.00	2600.00	2100.00	0.00
BAJREE	100CFT	4250.00	3500.00	3750.00	2500.00	5000.00	2450.00
SAND (BLACK PIT SAND)	K100CFT	3250.00	3000.00	3000.00	3600.00	2000.00	2500.00
TIMBER SHESHAM LOG IST QUALITY	cubmt.	55582.00	0.00	0.00	0.00	0.00	0.00
IRON BAR (M.S. BAR) 1/2"	P/TON	95000.00	101250.00	103000.00	107000.00	99000.00	104000.00
CARPANTER WAGE RATE	P/DAY	1000.00	1100.00	1200.00	1350.00	1400.00	700.00
MASON (RAJ) WAGE RATE	P/DAY	1200.00	1700.00	1700.00	1450.00	1200.00	950.00
UNSKILLED LABOUR WAGE RATE	P/DAY	700.00	700.00	750.00	700.00	650.00	475.00
PLUMBER WAGE RSTE	P/DAY	900.00	1100.00	1200.00	1150.00	1400.00	950.00
ELECTICIAN WAGE RATE PER DAY **	P/DAY	850.00	1200.00	1200.00	950.00	0.00	600.00
ELECTICIAN WAGE RATE PER POINT **	P/PNT	160.00	120.00	130.00	135.00	135.00	145.00
WATER CHARGES PER HOUSE	P/MONTH	125.00	300.00	500.00	0.00	190.00	450.00
ELECT.CHARGES UPTO 50 UNITS	P/UNIT	2.00	2.00	2.00	2.00	2.00	2.00
ELECT.CHARGES 01 - 100 UNIT	P/UNIT	6.22	6.22	6.22	6.22	6.22	6.22
ELECT.CHARGES 101 - 300 UNIT	P/UNIT	9.59	9.59	9.59	9.59	9.55	9.59
ELECT.CHARGES 301 - 1000 UNIT	P/UNIT	18.03	18.03	18.03	18.03	18.03	18.03
ELECT.CHARGES ABOVE 1000 UNIT	P/UNIT	21.13	21.13	21.13	21.13	21.13	21.13
ELEC	PM	11.39	11.39	11.39	11.39	11.39	11.39
GAS CHRg upto 3.3719 MMBUT	MMBTU	145.08	0.00	0.00	0.00	0.00	145.08
GAS CHRg 3.3719 - 6.7438 MMBUT	MMBTU	308.88	0.00	0.00	0.00	0.00	308.88
GAS CHRg 6.7438 - 10.1157 MMBUT	MMBTU	321.75	0.00	0.00	0.00	0.00	321.75
GAS CHRg10.1157 - 13.4876 MMBUT	MMBTU	1310.40	0.00	0.00	0.00	0.00	1310.40
GAS	PM	1708.20	0.00	0.00	0.00	0.00	1708.20
GAS	PM	758.86	0.00	0.00	0.00	0.00	758.86
KEROSENE OIL	LTR	95.00	100.00	100.00	110.00	90.00	105.00
FIREWOOD WHOLE	40 KG.	650.00	360.00	425.00	700.00	612.50	475.00
CHAIR SHESHAM WOOD WITH ARMS **	EACH	1150.00	2400.00	2400.00	1800.00	1800.00	1900.00
CHAIR PLASTIC (CHAIRMAN) AVERAGE QUALITY	EACH	550.00	850.00	850.00	925.00	1400.00	825.00
TABLE SHESHAM WOOD (4X2X5") ***	EACH	5500.00	4500.00	4000.00	4500.00	5500.00	5625.00
SOFASET WOODEN WITH FOAM SEAT **	SET	30000.00	18500.00	15000.00	10000.00	12000.00	13000.00
COT IRON (WITH NIWAR)AV.QLTY.	EACH	2600.00	3450.00	3400.00	2150.00	2400.00	2800.00
ALMIRAH (STEEL) 6'X3' 20 GUAGE	EACH	9000.00	12500.00	12500.00	10500.00	12000.00	13000.00
DINNING TABLE 6 CHAIRS A.QLTY	SET	13000.00	34500.00	28000.00	0.00	11000.00	17500.00
SINGLE BED WITHOUT FOAM MED.	EACH	6500.00	3800.00	6000.00	5500.00	9000.00	5750.00
MATRESS SINGLE(4"THICK)	EACH	3750.00	3500.00	3500.00	4200.00	4200.00	5750.00
FARSHI DARI 12'X9' AV.QLTY	EACH	1400.00	700.00	700.00	1275.00	2000.00	3000.00
DARI COTTON (6'x2 1/2') AV.QL	EACH	700.00	500.00	470.00	650.00	2500.00	425.00
CARPET PLAIN AV. QLTY	SQFT.	61.50	120.00	110.00	47.50	42.50	45.00
QUILT (LIHAF) 3 KG. COTTON	EACH	1000.00	575.00	500.00	725.00	1100.00	675.00
BLANKET (90" x 54")	EACH	2750.00	2750.00	2700.00	3750.00	4150.00	6250.00
BEDSHEET SINGLE BED SUP.QLTY	EACH	1725.00	650.00	600.00	775.00	1400.00	550.00
BED SHEET DOUBLE WITH TWO PILLOW COVERS SUP QLTY	SET	2000.00	900.00	1500.00	950.00	1500.00	950.00

Contd.



### 7.11 Intercity Consumer Prices January, 2019

Description	Unit	Quetta	Turbat	Gawadar	Loralai	Khuzdar	D.M. Jamali
TOWEL(3'x2') AV. QALTY	EACH	300.00	300.00	300.00	390.00	450.00	325.00
CEILING FAN 48" SUPER QLTY **	EACH	3500.00	3900.00	3800.00	3650.00	3400.00	4200.00
PEDESTAL FAN 22" SUPER QLTY	EACH	3600.00	4000.00	4000.00	4000.00	4000.00	4500.00
REFG. DAWLENCE 10 CFT. D.DOOR	EACH	37000.00	42500.00	42500.00	28000.00	33000.00	37000.00
D-FREEZER WAVES 8 CFT.	EACH	36000.00	36500.00	36500.00	23500.00	36000.00	34000.00
AIRCONDITIONER 1.5 TON PEL	EACH	45000.00	60000.00	60000.00	40000.00	51000.00	49500.00
SPLIT AIR CONDITIONER 1.5 TON (SPECIFY BRAND NAME)	EACH	47000.00	45500.00	46000.00	55000.00	39000.00	50000.00
AIRCOOLER SUPER ASIA	EACH	11500.00	9500.00	10000.00	10750.00	10500.00	10000.00
WASHING MACHINE SINGER	EACH	18800.00	12000.00	11500.00	13000.00	14700.00	14700.00
SEWING MACHINE(SINGER)	EACH	6500.00	5600.00	5400.00	8000.00	5500.00	7000.00
GIZER LARGE SIZE 30 GALLON CAPACITY SUP QLTY	EACH	18500.00	15500.00	15500.00	12000.00	21000.00	14750.00
GAS BURNER DOUBLE SPFY.BRAND	EACH	2000.00	1700.00	1500.00	2450.00	2500.00	1650.00
ELECT. IRON PHILIPS MDL.1120	EACH	1700.00	1750.00	1800.00	2050.00	1900.00	2100.00
ELECTRIC JUICER FOR APPLE	EACH	3800.00	3800.00	3800.00	3866.67	3500.00	4000.00
S.STEEL DEGHCHI MEDIUM SIZE ***	EACH	800.00	1100.00	1050.00	715.00	950.00	675.00
ALUMINIUM COOKING PAN (DEGCHI ) MED SIZE	EACH	1000.00	800.00	900.00	565.00	950.00	550.00
NON STICK COOKING PAN (DEGCHI ) SUP. QLTY	EACH	1500.00	1050.00	1350.00	440.00	600.00	750.00
FRYING PAN STEEL AVG. QLTY MED. SIZE	EACH	400.00	350.00	600.00	325.00	800.00	600.00
TAWA IORN (MEDIUM SIZE) AVG. QLTY	EACH	693.75	375.00	350.00	310.00	400.00	300.00
S.STEEL PLATE A.QLTY.(M.SIZE)	EACH	85.00	95.00	100.00	55.00	130.00	65.00
TABLE SPOON S.STEEL SUP.QLTY.	DOZEN	325.00	310.00	400.00	410.00	500.00	420.00
WATER SET JUG+6 GLASSES (OMROC)	SET	700.00	700.00	845.00	950.00	900.00	525.00
TEA SET PAK. CHINAWARE 21 PCS.	SET	1500.00	1500.00	1500.00	2625.00	1500.00	2250.00
DINNER SET PLASTIC 72 PIECES SUPERIOR QLTY	SET	4750.00	4000.00	3750.00	5700.00	5466.67	4450.00
HOTPOT SET PLASTIC 3 PCS.	SET	1400.00	700.00	1200.00	1283.33	1600.00	1900.00
BUCKET(BALTI) PLASTIC MED.SIZ	EACH	325.00	450.00	450.00	375.00	400.00	275.00
LOTA PLASTIC (MED SIZE) AVERAGE QUALITY	EACH	40.00	60.00	60.00	50.00	90.00	60.00
PRESURE COOKER 4 LTR.	EACH	1500.00	1475.00	1500.00	1333.33	1800.00	1225.00
WATER COOLER 9/10 LTR.PLASTIC ***	EACH	700.00	750.00	750.00	700.00	600.00	950.00
THERMOS STARVAC 1 LTR	EACH	600.00	875.00	800.00	675.00	700.00	350.00
BULB PHILIPS 100-WATTS	EACH	30.00	40.00	40.00	35.00	35.00	30.00
TUBE LIGHT PHILIPS 40 WATTS	EACH	100.00	140.00	140.00	140.00	130.00	95.00
ELECTRIC BLUBS "0" WATTE LOCAL	EACH	20.00	25.00	25.00	30.00	25.00	30.00
ELECTRIC BLUB ENERGY SAVER 14 WATTS	EACH	180.00	190.00	180.00	180.00	180.00	180.00
WASHING SOAP 250 GMS SPECIFY BRAND NAME	EACH	30.00	30.00	30.00	40.00	40.00	35.00
SURF EXCEL 400 GMS POLY BAG	EACH	145.00	115.00	120.00	130.00	140.00	130.00
WASHING POWDER 1000 GRM	EACH	180.00	192.50	195.00	190.00	180.00	190.00
WASHING POWDER (WHEEL/ BONUS) 100 GRAMS	EACH	110.00	98.00	98.00	90.00	90.00	100.00
CLEANSER POWDER VIM 1000 GM	PKT.	75.00	80.00	80.00	90.00	140.00	75.00
FINIS 500 ML	BOTTLE	187.50	190.00	190.00	193.75	190.00	200.00
PHNYLE TYPHONE/FINIS/CARRANITE 3 LITRES	BOTTLE	150.00	147.50	140.00	150.00	190.00	140.00
HARPIC	BOTTLE	180.00	180.00	175.00	160.00	160.00	160.00
BOOT POLISH CHERRY/KIWI 50ML	EACH	115.00	110.00	115.00	100.00	105.00	115.00
ROBIN BLUE (35 GRAMS)	PKT.	60.00	55.00	50.00	55.00	50.00	25.00
TISSU PAPER PERFUMED 100 PCS.	PKT	120.00	100.00	100.00	130.00	120.00	130.00
TOILET PAPER ROLL (R.PETEL)	P/ROLL	50.00	40.00	40.00	50.00	40.00	50.00
BOOT POLISH LIQUID CHEERY BLOSSOM KIWI 75 ML	BOTTLE	160.00	150.00	135.00	135.00	130.00	150.00
MATCH BOX SMALL	EACH	2.00	2.00	2.00	2.00	3.00	2.50
DRY CELL 1.5 VOLT(LOCAL)	EACH	20.00	15.00	15.00	25.00	30.00	24.50
HAND STITCHING NEEDLE M.SIZE	PACKET	6.00	8.00	8.00	8.00	12.00	5.00
SEWING MACHINE NEEDLE (SINGER)	EACH	8.00	2.00	2.00	5.00	8.00	5.00
HOUSEHOLD SERVANT FEMALE P/T	P/MNTH	2500.00	5000.00	5000.00	2000.00	3500.00	1300.00
MARRIAGE HALL WITH FURNITURE	P/HEAD	90.00	50.00	50.00	50.00	50.00	50.00
SEPTRAN TABLETS	10TAB.	20.00	20.00	20.00	20.00	20.00	20.00
BRUFEN TABS 200-MG.	10TAB.	10.00	15.00	24.00	25.00	15.00	10.00
PANADOL TAB. EXTRA/PLAIN	10TAB.	13.00	15.00	15.00	12.00	15.00	12.50
DISPRIN TAB.	10TAB.	14.00	15.00	15.00	13.00	13.00	13.50
TRISIL TAB.	10 TAB	10.00	15.00	15.00	10.00	17.00	11.00
FLAGYL TAB. 200 MG.	10TAB.	16.00	20.00	20.00	16.00	20.00	10.00
VENTOLIN TAB. 2MG.	10TAB.	10.00	10.00	10.00	10.00	10.00	10.00
DAONIL TAB. 5 MG.	10TAB.	17.00	20.00	20.00	17.00	17.00	17.00

Contd.

### 7.11 Intercity Consumer Prices January, 2019

Description	Unit	Quetta	Turbat	Gawadar	Loralai	Khuzdar	D.M. Jamali
ENTOX TAB.	10TAB.	15.00	15.00	15.00	15.00	15.00	15.00
RENITEC TAB. 5 MG.	10TAB.	59.00	65.00	65.00	58.00	59.00	60.57
CAC. 1000 TAB	BOTTLE	133.00	135.00	130.00	132.00	125.00	133.08
AMOXIL CAPSOLE 250 MG.S	10CAP.	36.00	45.00	45.00	36.00	36.00	35.70
CALCIUM SYRUP SANDOZ	BOTTLE	65.00	65.00	65.00	65.00	64.00	64.00
LEDERPLEX SYRUP	BOTTLE	53.00	53.00	50.00	52.74	53.00	52.74
SANCOS SYRUP (50 ML.)	BOTTLE	55.00	56.00	56.00	55.00	55.00	56.57
PHENERGAN SYRUP 120 ML.	BOTTLE	35.00	35.00	35.00	37.00	33.00	36.74
CALPOL SYRUP 60 ML.	BOTTLE	49.28	54.50	30.00	47.00	46.00	51.21
HYDRYLLIN SYRUP 120 ML.	BOTTLE	69.00	70.00	70.00	69.00	69.00	69.00
POLYFAX EYE OINTMENT	TUBE	23.00	28.00	28.00	22.00	21.00	22.50
BETNESOL EYE DROPS	BOTTLE	35.00	34.45	34.00	34.00	34.00	34.60
EAR DROPS (CARDISPORINE) ***	BOTTLE	23.00	21.00	21.00	25.00	21.00	22.04
BETNOVATE-N OINTMENT 5 GMS	TUBE	57.00	36.00	36.00	35.00	55.00	57.29
BURNOL CREAM 30 GRM	TUBE	55.42	55.00	55.00	55.00	55.00	55.42
VICKS VAPORUB/BALM	BOTTLE	36.00	40.00	40.00	36.00	36.00	36.00
GLYCRINE SMALL BOTTLE	BOTTLE	45.00	35.00	35.00	40.00	30.00	15.00
JOUHAR JOSHANDA	PKT.	10.00	10.00	10.00	10.00	10.00	10.00
GALXOS-D (450 GRMS)	PKT.	157.50	150.00	150.00	150.00	147.00	157.50
GRIPE-WATER WOODWARDS	BOTTLE	60.00	60.00	60.00	60.00	55.00	60.00
SANIPLAST ONE PUTTY	EACH	2.00	3.00	3.00	2.00	2.00	1.58
O.R.S. (NIMCOL)	PKT.	17.00	20.00	20.00	15.00	17.00	18.00
DETTOL (MEDIUM)	BOTTLE	100.00	150.00	85.00	100.00	85.00	150.00
COTTON BANDAGE 2" - 4"	EACH	10.00	20.00	20.00	13.00	30.00	10.00
THERMOMETER CHINA	EACH	50.00	50.00	50.00	50.00	50.00	40.00
DOCTOR (MBBS) CLINIC FEE	P/PAT.	200.00	500.00	500.00	200.00	300.00	150.00
URINE TEST (DR) CHARGES	P/TEST	130.00	300.00	300.00	100.00	100.00	85.00
BLOOD TEST (CP) CHARGES	P/TEST	200.00	350.00	350.00	200.00	200.00	225.00
SUGAR TEST (RANDOM/FASTING BOTH) CHARGES	P/TEST	250.00	300.00	300.00	150.00	150.00	200.00
ECG CHARGES	P/TEST	300.00	450.00	400.00	200.00	300.00	200.00
X-RAY (CHEST) CHARGES	P/X-RAY	300.00	700.00	700.00	250.00	325.00	350.00
CAR SUZUKI 800 CC (W/O. A/C)	EACH	817750.00	0.00	0.00	0.00	0.00	817750.00
CAR SUZUKI 1000 CC	EACH	1400000.00	0.00	0.00	0.00	0.00	0.00
CAR TOYOTA 1300 CC	EACH	1979000.00	0.00	0.00	0.00	0.00	0.00
CAR HONDA CIVIC	EACH	2861500.00	0.00	0.00	0.00	0.00	0.00
MOTORCYCLE HONDA CD-70.	EACH	69500.00	68000.00	68000.00	66000.00	63500.00	65500.00
MOTORCYCLE YAMAHA 100CC.	EACH	77000.00	79000.00	80000.00	81000.00	0.00	0.00
MOTOR CYCLE HERO 70 CC	EACH	44000.00	50000.00	0.00	50000.00	0.00	0.00
BICYCLE WITH TYRES & TUBES	EACH	8000.00	8250.00	8000.00	7500.00	0.00	7500.00
TYRE CAR WITH TUBE GENERAL	EACH	3250.00	4000.00	4000.00	3350.00	3500.00	3300.00
TYRE MOTOR CYCLE WITHOUT TUBE	EACH	1150.00	1450.00	1450.00	1250.00	1150.00	1250.00
TYRE CYCLE SPECIFY BRAND NAME	EACH	450.00	400.00	400.00	380.00	400.00	475.00
TYRE CAR W/O TUBE	EACH	2950.00	3400.00	3400.00	3000.00	5000.00	2800.00
PETROL SUPER	LITRE	90.97	90.97	90.97	90.97	90.97	90.97
HIGH SPEED DIESEL HSD	LITRE	106.68	106.68	106.68	106.68	106.68	106.68
CNG	K.G.	109.00	110.00	120.00	0.00	0.00	118.00
GAS CYLINDER STAND. SIZE	EACH	1525.00	935.00	1100.00	1650.00	1500.00	1700.00
MOTOR CYCLE SERVICE CHARGES	EACH	375.00	200.00	250.00	200.00	400.00	200.00
CAR SERVICE CHARGES	EACH	500.00	450.00	500.00	375.00	500.00	300.00
TYRE PUNCTURE CHARGES	EACH	65.00	100.00	110.00	50.00	92.50	65.00
CYCLE OVERHAULING CHARGES	EACH	190.00	150.00	275.00	250.00	300.00	100.00
CAR TAX FOR 800CC TO 1300CC	YEARLY	400.00	400.00	400.00	400.00	400.00	400.00
TRAIN FARE ECO. 1-100 KM.	P/KM.	1.88	1.88	1.88	0.00	0.00	1.88
TRAIN FARE ECO. 101-500 KM.	P/KM.	1.14	0.00	1.14	0.00	0.00	1.14
TRAIN FARE ECO. > 500 KM.	P/KM.	0.91	0.91	0.91	0.00	0.00	0.91
TRAIN FARE IST SLP. 1-100KM	P/KM.	3.30	3.30	3.30	0.00	0.00	3.30
TRAIN FARE IST SLP.101-500 KM	P/KM.	2.72	2.72	2.72	0.00	0.00	2.72
TRAIN FARE IST SLP. > 500 KM	P/KM.	1.72	1.72	1.72	0.00	0.00	1.72
TRAIN FARE A/C SLP. 1-100KM.	P/KM.	5.80	5.80	5.80	0.00	0.00	5.80
TRAIN FARE A/C SLP.101-500KM	P/KM.	5.23	5.23	5.23	0.00	0.00	5.23
TRAIN FARE A/C SLP > 500KM.	P/KM.	3.90	3.90	3.90	0.00	0.00	3.90

Contd.

### 7.11 Intercity Consumer Prices January, 2019

Description	Unit	Quetta	Turbat	Gawadar	Loralai	Khuzdar	D.M. Jamali
PLATFORM TICKET	EACH	10.00	5.00	10.00	0.00	0.00	10.00
AUTO RICKSHAW FARES	KM/MIN	60.00	50.00	50.00	90.00	65.00	85.00
FULL TONGA CHARGES	KM/MIN	80.00	0.00	0.00	50.00	0.00	0.00
TAXI 4 SEATER FARE	KM/MIN	60.00	60.00	60.00	60.00	65.00	60.00
BUS FARE MIN (WITHIN CITY)	TICKET	20.00	0.00	0.00	0.00	0.00	0.00
BUS FARE MAX (WITHIN CIT	TICKET	20.00	0.00	0.00	0.00	0.00	0.00
BUS FARE OUTSIDE CITY	P/KM.	2.00	2.00	2.00	1.00	1.30	1.60
A/C BUS FARE OUTSIDE CITY	P/KM.	2.50	2.50	2.50	2.00	1.30	2.50
MINIBUS FARE MIN.WITH IN CITY	TICKET	20.00	0.00	35.00	0.00	0.00	0.00
MINIBUS FARE MAX.WITH IN CITY	TICKET	20.00	0.00	0.00	0.00	0.00	0.00
SUZUKI FARE MIN.WITH IN CITY	TICKET	0.00	10.00	30.00	0.00	15.00	0.00
SUZUKI FARE MAXIMUM W.IN CITY	TICKET	0.00	50.00	50.00	0.00	20.00	0.00
AIR FARE ECONOMY CLASS.	P/KM.	14.47	14.47	14.47	0.00	14.47	0.00
POSTAL ENVELOPE DOMESTIC	EACH	8.00	8.00	8.00	8.00	10.00	8.00
ENVELOPE FOR SAUDI ARABIA	EACH	50.00	50.00	50.00	50.00	50.00	50.00
POSTAL REGISTRATION CHARGES	EACH	35.00	38.00	38.00	38.00	38.00	38.00
U.M.S. REG CHARGES MIN.	EACH	59.00	60.00	60.00	59.00	59.00	60.00
T.C.S. CH. MIN.WITH IN ZONE	EACH	200.00	200.00	200.00	200.00	200.00	200.00
TELEPHONE CHARGES LOCAL CALL	P/CALL	4.65	4.65	4.65	4.65	4.65	4.65
TEL CHARGES OUT SIDE CITY	P/CALL	4.65	4.65	4.65	4.65	4.65	4.65
INTERNET CHARGES	P/HOUR	25.00	30.00	30.00	50.00	50.00	30.00
MOBILE CELL CHARGES	P/UNIT	3.00	3.00	3.00	3.20	4.00	3.00
FAX CHARGES (LOCAL)	P/PAGE	15.00	30.00	30.00	20.00	20.00	15.00
TELEPHONE SET AV. QLTY	EACH	600.00	1000.00	1100.00	1562.50	2500.00	850.00
MOBILE SET NOKIA/SONY/ERICSON/SAMSUNG WITHOUT CAMERA	EACH	3000.00	2300.00	2100.00	2775.00	2500.00	3750.00
T.V. 20" COLORED WEGA H-A21.	EACH	18000.00	12000.00	12000.00	18000.00	17500.00	20000.00
T.V 20" COLOR CHINA/KORIA)	EACH	13000.00	7000.00	8000.00	12000.00	8500.00	16500.00
V.C.P. PANASONIC/LG/NAT	EACH	6900.00	4500.00	0.00	6000.00	0.00	6500.00
DVD/VCD PLAYER PANASONIC/LG	EACH	5200.00	3500.00	0.00	4800.00	4800.00	4750.00
RADIO WITH C.PLAYER NATIONAL	EACH	2000.00	1750.00	2375.00	2000.00	1900.00	2000.00
PERSONNEL COMPUTER (BRANDED)	EACH	42000.00	28000.00	28000.00	32333.33	32333.33	28000.00
VID. CASSETTE BLK. TDK/SONY	EACH	155.00	150.00	150.00	150.00	0.00	0.00
COM. C.D. (TDK/IMATION)	EACH	72.50	50.00	50.00	50.00	50.00	60.00
TAPE RECORDER CASSETTE BLANK	EACH	40.00	45.00	50.00	35.00	45.00	30.00
VIDEO GAME SEGA 16 BYTE	EACH	1200.00	1100.00	1100.00	1250.00	1250.00	0.00
CINEMA A/C. HIGH CLASS	TICKET	0.00	0.00	0.00	0.00	0.00	0.00
CINEMA NON-A/C HIGH CLASS	TICKET	150.00	0.00	0.00	20.00	0.00	0.00
CABLE CHARGES	P/MONTH	400.00	350.00	350.00	300.00	300.00	300.00
TV.LICENCE FEE DOMESTIC	YEARLY	420.00	420.00	420.00	420.00	420.00	420.00
ENGLISH BOOK CLASS V1	EACH	59.00	59.00	59.00	59.00	59.00	59.00
ENGLISH BOOK CLASS IX OR X	EACH	112.00	112.00	112.00	112.00	112.00	112.00
ENG. BOOK IST.YR COMPLETE SET	EACH	98.00	98.00	98.00	98.00	98.00	98.00
ENGLISH BOOK BA/B.SC	EACH	145.00	145.00	145.00	145.00	145.00	145.00
URDU BOOK CLASS V (T.B.BORD)	EACH	75.00	75.00	75.00	75.00	75.00	75.00
URDU BOOK CLASS IX/X(T.B.B)	EACH	131.00	131.00	131.00	131.00	131.00	131.00
URDU BOOK IST.YEAR/INTER	EACH	112.00	112.00	112.00	112.00	112.00	112.00
URDU BOOK BA/B.SC	EACH	175.00	175.00	175.00	175.00	175.00	175.00
MATHS BOOK CALSS V (T.B.B)	EACH	90.00	90.00	90.00	90.00	90.00	90.00
MATHS BOOK CLASS IX OR X	EACH	136.00	136.00	136.00	136.00	136.00	136.00
MATHS BOOK IST.YEAR (T.B.B)	EACH	138.00	138.00	138.00	138.00	138.00	138.00
PAKISTAN STUDIES BOOK BA/B.SC	EACH	375.00	375.00	375.00	375.00	375.00	375.00
DAILY "DAWN"	P/COPY	22.00	22.00	22.00	22.00	22.00	22.00
DAILY "JANG"	P/COPY	20.00	20.00	20.00	20.00	20.00	20.00
DAILY "NAWA-E-WAQT"	P/COPY	20.00	20.00	20.00	20.00	20.00	20.00
WEEKLY "AKHBAR-E-JAHAN"	P/COPY	60.00	60.00	60.00	60.00	60.00	60.00
WEEKLY "MAG"	P/COPY	50.00	50.00	50.00	50.00	50.00	50.00
MONTHLY "NAUNEHAL DIGEST"	P/COPY	35.00	40.00	40.00	35.00	35.00	40.00
PAPER FOOLSCAPE (27"x17")	QUIRE	27.50	30.00	27.75	35.00	50.00	42.50
EXERCISE.BOOK LINED 80/100 PGS	EACH	37.50	60.00	40.00	60.00	60.00	50.00
PENCILGOLDFISH/DEER	EACH	10.00	7.00	7.75	7.00	10.00	8.00

Contd.

### 7.11 Intercity Consumer Prices January, 2019

Description	Unit	Quetta	Turbat	Gawadar	Loralai	Khuzdar	D.M. Jamali
PEN INK DOLLOR 57 ML BOTTLE	EACH	25.00	20.00	20.00	20.00	20.00	30.00
PHOTOSTATE PAPER 70 GM	PRT	490.00	565.00	570.00	470.00	450.00	470.00
BALL PEN (local)	EACH	10.00	10.00	10.00	10.00	10.00	8.50
FOUNTAIN PEN HERO/WINGS/CHINA	EACH	60.00	50.00	50.00	50.00	50.00	37.50
PRIVATE SCHOOL FEE ENGLISH MEDIUM AVERAGE STANDARD (CLASS I)	P/MONTH	750.00	1075.00	1075.00	800.00	600.00	675.00
PRIVATE SCHOOL FEE ENGLISH MEDIUM AVERAGE STANDARD (CLASS V)	P/MONTH	1300.00	1200.00	1500.00	1000.00	750.00	800.00
PRIVATE SCHOOL FEE ENGLISH MEDIUM AVERAGE STANDARD (CLASS VI)	P/MONTH	1400.00	1450.00	1800.00	1250.00	1250.00	950.00
PRIVATE SCHOOL FEE ENGLISH MEDIUM AVERAGE STANDARD (CLASS X)	P/MONTH	2000.00	1900.00	2000.00	1500.00	1250.00	1200.00
PRIVATE MEDICLE COLLEGE FEE MBBS (1ST YEAR)	P/MONTH	29166.66	0.00	0.00	0.00	29166.66	0.00
PRIVATE ENGINEERING COLLEGE FEE (ISTR YEAR)	P/MONTH	3380.00	0.00	0.00	0.00	3380.00	0.00
GOVT. COLLEGE FEE 1ST. YEAR	MONTH	60.00	60.00	60.00	60.00	60.00	60.00
GOVT. COLLEGE FEE 4TH. YEAR	MONTH	80.00	80.00	80.00	80.00	80.00	80.00
GOVT. UNIVERSITY FEE MSC.	MONTH	350.00	3016.00	350.00	933.33	350.00	350.00
GOVT. MED. COLLEGE FEE MBBS	MONTH	950.00	0.00	0.00	0.00	1500.00	0.00
GOVT. ENGG. COLL. FEE I YEAR	MONTH	850.00	0.00	3850.00	0.00	1210.00	850.00
COACHING FEE FOR CLASS IX/X	P/MONTH	1000.00	1500.00	1500.00	500.00	800.00	1200.00
COACHING CHARGES FOR CLASS 1ST YEAR/INTER (SCIENCE)	P/MONTH	1200.00	0.00	2000.00	0.00	0.00	1500.00
COACHING CHARGES FOR CLASS 1ST YEAR/INTER (COMMERCE)	P/MONTH	1200.00	0.00	2500.00	0.00	0.00	1500.00
I.T. TUITION FEES	P/MONTH	1500.00	0.00	920.00	750.00	3216.67	0.00
MBA TUITION FEES	P/MONTH	4500.00	0.00	0.00	833.33	3038.33	0.00
BREAD TANDOORI ST. SIZE	EACH	10.00	10.00	10.00	10.00	20.00	10.00
COOKED MUTTON (AV. HOTEL)	PLATE	160.00	170.00	225.00	400.00	290.00	185.00
COOKED BEEF (AV. HOTEL)	PLATE	90.00	120.00	200.00	150.00	187.50	130.00
COOKED DAL (AV. HOTEL)	PLATE	65.00	100.00	135.00	100.00	90.00	80.00
CHICKEN BIRYANI FULL/DOUBLE	PLATE	175.00	150.00	200.00	150.00	140.00	150.00
TEA PREPARED (ORDINARY)	CUP	21.00	20.00	20.00	27.50	20.00	22.50
HAIRCUT CHARGES FOR MEN	P/CUT	100.00	125.00	125.00	80.00	80.00	75.00
BEAUTY PORL HAIR STYL CHARGE	P/STY.	350.00	350.00	400.00	250.00	250.00	225.00
SHAVING CHARGES	PER SHV	60.00	50.00	50.00	60.00	60.00	45.00
LIPSTICK S.MISS/MEDORA	EACH	120.00	110.00	110.00	110.00	100.00	105.00
NAIL POLISH S.MISS/MEDORA	EACH	115.00	100.00	100.00	110.00	100.00	80.00
PERFUME MED.SIZE MEDORA/BROACH	EACH	220.00	220.00	220.00	220.00	220.00	220.00
HAIR-OIL AMLA/CHAMBELI	BOTTLE	115.00	120.00	140.00	130.00	130.00	120.00
TOILET SOAP LUX 95 GRAMS	EACH	45.00	35.00	40.00	50.00	40.00	45.00
TOILET SOAP LIFEBOUY 140 GRM	EACH	50.00	50.00	50.00	50.00	50.00	50.00
TOILET SOAP SAFEGUARD BATH SIZE	EACH	55.00	50.00	50.00	58.00	50.00	50.00
TOOTHPASTE MACKLINES 70 GRM	EACH	50.00	50.00	50.00	50.00	50.00	50.00
TOOTHPAST MED SIZE CLGATE 70 GMS	EACH	75.00	75.00	85.00	85.00	80.00	75.00
TOOTHBRUSH SHEILD A/PLAUQUE	EACH	50.00	50.00	50.00	60.00	50.00	47.50
TOOTHPOWDER DENTONIC 90 GRM	EACH	45.00	45.00	50.00	30.00	30.00	30.00
HAIR-COLOUR BEGIN (6 GMS)	EACH	130.00	120.00	120.00	110.00	110.00	120.00
HAIR COLOUR (KALAKOLA)	BOTTLE	130.00	120.00	120.00	120.00	130.00	150.00
FACECREAM PONDS (MEDIUM)	EACH	130.00	125.00	130.00	120.00	140.00	130.00
TALC POWDER VICE ROAY,B.CAT	EACH	165.00	130.00	110.00	140.00	170.00	150.00
BLADE TREET ORDINARY 10'S	PKT.	50.00	45.00	45.00	50.00	50.00	30.00
BLADE 7-O-CLOCK STAIN. 5'S	PKT.	50.00	40.00	35.00	50.00	60.00	30.00
SHAMPOO SUNSILK/PAINTIN 100 ML	BOTTLE	110.00	110.00	110.00	110.00	115.00	100.00
BEAUTY CREAM (FAIR & LOVELY)	EACH	230.00	100.00	180.00	75.00	150.00	230.00
HAIR REMOVING CREAM (EU-CREAM)	TUBE	75.00	95.00	85.00	80.00	80.00	65.00
GEL MEDIUM SIZE	BOTTLE	80.00	80.00	80.00	120.00	150.00	160.00
DISPOSABLE RAZOR GILLET-II	EACH	50.00	50.00	50.00	60.00	50.00	50.00
SHAVING CREAM TOUCH-ME/ADM.	EACH	80.00	70.00	60.00	60.00	70.00	80.00
GOLD TEZABI 24 CT	10 GM.	57700.00	58000.00	58000.00	56600.00	54167.00	58200.00
SILVER TEZABI 24 CT	10 GM.	755.00	1200.00	1200.00	800.00	880.00	770.00
ARTIFICIAL JEWELLARY SET	SET	900.00	1150.00	1100.00	450.00	400.00	550.00
WRIST WATCH GENTS CITIZEN (ORIGINAL) ***	EACH	2550.00	2550.00	2500.00	2550.00	0.00	2500.00
WRIST WATCH LADIES CITIZEN (ORIGINAL) ***	EACH	2550.00	2500.00	2600.00	2500.00	2500.00	2500.00
WALL CLOCK QUARTZ AV.QLTY	EACH	475.00	450.00	450.00	650.00	500.00	600.00
SUITCASE REXIN (24"x16"x6")	EACH	1500.00	1200.00	1200.00	1433.33	2400.00	1000.00
TRUNK MEDIUM SIZE ***	EACH	1100.00	650.00	3000.00	966.67	2500.00	1200.00
PURSE LADIES (LEATHER) AVERAGE QUALITY	EACH	1000.00	500.00	425.00	466.67	575.00	575.00

### 7.11 Intercity Consumer Price January, 2019

Value in Rupees

Description	Unit	Average	% Change
<b>FOOD &amp; NON-ALCOHOLIC BEVERAGES</b>			
WHEAT	10 KG.	354.43	-0.69
WHEAT FLOUR FINE/SUPERIOR.	KG.	44.46	-0.09
WHEAT FLOUR AVG. QLTY	KG.	39.77	-0.20
WHEAT FLOUR BAG	10 KG.	393.25	-0.15
MAIDA	KG.	52.79	-0.30
SUJI	KG.	55.33	-0.70
BESAN AV. QLTY.	KG.	129.98	-2.06
RICE BASMATI SUP. QLTY.	KG.	147.90	-0.03
RICE BASMATI 385/386	KG.	93.70	0.00
RICE BASMATI BROKEN AV.QLTY	KG.	76.99	-0.12
RICE IRRI-6 (SINDH/PUNJAB)	KG.	54.68	-0.79
VERMICELLI	KG.	87.09	-0.15
BREAD PLAIN MEDIUM SIZE	EACH	44.07	-0.57
RUSK (PAPAY)	KG.	206.09	-0.50
BISCUITS-PACKED	PKT	38.81	0.00
BISCUIT-BAKERY (LOOSE)	250 GM	86.42	-1.56
CORNFLAKS FAUJI 225 GM.	PKT	199.81	-0.83
SAMOSAS (VEGATABLE)	EACH	13.88	0.00
PASTRY AV.QLTY.	EACH	29.62	-0.64
PATTIES (VEGATABLES)	EACH	24.02	-0.79
NIMCO	250 GM	71.99	0.00
CHIPS	250 GM	75.72	-0.03
BEEF WITH BONE AV.QLTY.	KG	380.83	-1.18
MUTTON AV.QLTY.	KG	786.09	-1.19
CHICKEN FARM BROILER (LIVE)	KG	144.30	22.04
FISH-RAHU MEDIUM SIZE	KG	307.96	-1.69
MILK FRESH (UNBOILED)	LTR.	86.94	-0.81
CURD	KG.	101.51	-0.96
MILK TETRA PACK 1/2 LTR.	PKT.	65.08	-0.38
LACTOGEN 400 GRAMS	PKT.	493.88	-0.95
POWDER MILK NIDO 400GM.	PKT	406.79	-1.02
MILK POWDER LOOSE/PACKED	KG.	505.92	-0.18
BUTTER LOCAL PACKED	50 GM.	34.96	-1.80
EGGS FARM	DOZ	117.71	1.28
MUSTARD OIL AV.QLTY.	KG.	195.85	-1.26
COOKING OIL (DALDA)	2.5LTR	504.03	-1.24
COOKING OIL (PAKWAN) OTHER BRAND SPECIFY	2.5 LTR	448.64	-1.28
VEGETABLE GHEE TIN	2.5KG.	486.75	-0.77
VEGETABLE GHEE (LOOSE)	KG.	163.10	-0.44
DATES AV.QLTY.	KG.	184.32	-0.76
PISTACHIO AV.QLTY.	50 GM.	130.41	-3.14
ALMONDS WHOLE AV.QLTY.	KG.	778.30	-2.88
COCONUT DRY AV.QLTY.	KG.	422.53	-1.99
RAISINS AV.QLTY.	50 GM.	26.35	-0.46
GROUNDNUTS (WITH SHELL)	KG.	231.59	-1.26
MALTA/MOSAMBI	DOZ	124.29	-1.54
KINNU	DOZ	104.54	-2.02
APPLE	KG	128.55	-6.07
ALOO BUKHARA	KG	0.00	
POMEGRANATE (ANNAR)	KG	200.49	-9.84
GRAPES	KG	0.00	
BANANAS	DOZ	63.32	-1.67
MANGO KALMI	KG	0.00	
GUAVA	KG	73.52	2.45
WATERMELON (TURBOOZ)	KG	0.00	
MUSKMELON (KHARBOOZA)	KG	0.00	

Contd.

### 7.11 Intercity Consumer Price January, 2019

Description	Unit	Value in Rupees	
		Average	% Change
SWEETMELON (GARMA)	KG	0.00	
PULSE MASOOR (WHOLE)	KG.	108.38	-0.93
PULSE MASOOR (WASHED)	KG.	116.08	-0.67
PULSE MOONG (WASHED)	KG.	124.95	-2.66
PULSE MASH (WASHED)	KG.	154.43	-1.32
PULSE GRAM	KG.	126.81	-2.18
GRAM WHOLE BLACK AV QLTY.	KG.	121.53	-1.52
GRAM WHOLE YELLOW AV.QLTY	KG.	163.96	0.53
BEANS (LAL LOBIA)	KG.	154.77	-0.55
POTATOES	KG	22.82	17.66
ONION	KG	26.64	5.82
TURNIP	KG	26.47	-2.83
RADISH	KG	24.16	-1.41
TOMATOES	KG	41.11	-21.60
CABBAGE	KG	36.29	5.46
CAULIFLOWER	KG	36.82	-3.78
BRINJAL	KG	40.06	-12.38
PUMPKIN	KG	0.00	
BOTTLEGOURD	KG	0.00	
LADY FINGER	KG	0.00	
PEAS	KG	45.35	12.81
SPINACH	KG	22.74	3.47
TINDA	KG	0.00	
TURAI	KG	0.00	
KARAILA	KG	0.00	
ARVI	KG	0.00	
CHILLIES GREEN	KG	72.72	3.59
CARROT	KG	28.40	18.45
COCUMBER (KHEERA)	KG	59.78	-32.30
LEMON	250GM	33.59	11.02
SUGAR REFINED	KG.	59.52	-5.80
GUR AV.QLTY	KG.	83.81	-2.21
HONEY LANGANESE 500 GM.	BOTTLE	988.27	-0.49
MILO 200 GM.	BOTTLE	252.12	-2.77
CUSTARD POWDER RAFHAN 300 GM.	PKT	82.60	-0.57
TOFFEE (HILAL)	EACH	1.50	-3.33
CHOWKELATE CANDY (SMALL SIZE)	EACH	5.40	0.00
SWEETMEAT (MIXED)	KG	359.56	-0.35
ICE CREAM WALLS	CUP.	46.53	-0.54
ICE	KG	11.42	0.00
JAM AHMED/MITCHELLES	BOTTLE	146.50	0.00
SQUASH-MITCHELLES	BOTTLE	174.00	0.00
ROOH AFZA	BOTTLE	189.88	0.00
JAM-E-SHIREEN	BOTTLE	198.25	0.00
SAUNF	50 GM	19.91	-0.20
CINAMON LOOSE AV. QLTY	50 GM.	32.24	-2.33
CUMINSEED WHITE NATIONAL	50 GM.	68.95	-0.36
PEPPER BLACK NATIONAL	50 GM.	109.63	-0.12
CLOVES LOOSE AV.QLTY	50 GM.	94.97	-0.63
CARDAMOM LARGE LOOSE AV.QLTY	50 GM.	126.71	2.61
CARDAMOM SMALL AV.QLTY	50 GM.	144.49	-5.92
SALT-POWDERED (LAHORI) LOOSE	KG.	12.33	0.00
SALT POWDERED (NATIONAL/SHAN)	PKT	29.69	0.00
CHILLIES POWD.NATIONAL 200GM	PKT	137.06	-1.91
CHILLIES POWDER LOOS	KG.	335.52	-0.12
CORRIANDER SEED POWD.NATIONAL	PKT	112.28	-5.04
CORRIANDER SEED (LOOSE)	KG.	244.79	-1.27
TURMERIC POWD.NATIONAL 50GM	PKT.	39.80	-0.80

Contd.

### 7.11 Intercity Consumer Price January, 2019

			Value in Rupees
Description	Unit	Average	% Change
CURRY POWD. NATIONAL 200 GM	PKT.	88.21	-0.76
TOMATO KETCHUP AHMED/MITCHL	BOTTLE	105.27	-0.29
PICKLES AHMED/MITCHELLES	BOTTLE	125.21	-0.40
VINEGAR SYNTHETIC (SIRKA)	BOTTLE	86.46	-0.29
GARLIC	KG	163.85	-18.58
GINGER	KG	202.46	0.02
TAPAL DANEDAR TEA 200GM PACKET	PKT	197.22	-0.29
TEA LIPTON YELLOW LABEL 200GM.	PKT.	214.99	-1.33
TEA LOOSE KENYA AV.QLTY 250GM.	PKT.	172.92	-0.75
COFFEE-NESCAFE 75 GM. **	BOTTLE	364.13	-1.34
COLD DRINK (STANDARD SIZ)	BOTTLE	25.65	0.00
FRUIT JUICE TETRA PACK	PKT.	20.69	0.00
MINERAL WATER NESTLE 1.5 LTR	BOTTLE	52.81	0.00
ALCOHOLIC BEVERAGES & TOBACCO			
CIGARETTES K-2 10'S **	PKT	58.08	-0.45
CIGARETTES CAPSTAN 10'S **	PKT	62.50	-1.79
CIGARETTES GOLD LEAF 20'S	PKT	151.75	-0.90
CIGARETTES MORVEN GOLD 20'S	PKT	61.08	-1.23
BETEL LEAVES	50GM.	102.99	-1.03
BETEL NUTS	KG.	1399.30	3.13
CLOTHING & FOOTWEAR			
LONG CLOTH 57" GUL AHMED/AL-KARAM	METER	265.83	-0.08
SHIRTING AV.QLTY.	METER	205.12	-0.06
PANT CLOTH W & WEAR AV.QLTY	METER	443.81	-1.41
LAWN PRINTED GUL AHMED/AL-KARAM	METER	310.83	0.00
GEORGETTE AV.QLTY	METER	157.96	0.00
LINEN AV.QLTY ***	METER	166.26	0.00
HEAVY WT SUITING LAWERNCPUR AVG QLTY	METER	1631.48	-0.27
HEAVY WT SUITING LAWERNCPUR SUP QLTY	METER	2121.67	-0.08
TROPICAL SUITING LAW.PUR	METER	1361.00	-1.13
PANT BOY 24"/26" LENGTH.	EACH	578.07	-0.06
SHIRT BOY 24"/26" LENGTH	EACH	473.33	-0.86
SCHOOL UNI. PANT,SHIRT BOYS	SUIT	823.74	-0.04
SCHOOL UNI. KAMEEZ,SHAL.BOYS	SUIT	757.26	-0.08
SCHOOL UNI. KAMEEZ,SHAL.GIRL	SUIT	798.68	0.00
FROCK W/WEAR GIRLS	EACH	1379.51	-0.54
AWAMI-SUIT W & W(BOY) 24"/26	SUIT	1149.04	-0.54
AWAMI-SUIT W&W (GENTS)AV.QLTY	SUIT	1469.27	-0.52
PULLOVER GENTS OXFORD/BON.	EACH	3370.81	-1.08
PULLOVER LADIES OXFORD/BON.	EACH	3143.50	-1.60
PULLOVER (GENTS) OTHERS A.QTY	EACH	1131.72	-1.18
SECOND-HAND COAT FOR MEN	EACH	494.96	-1.64
SECONDHAND SWEETER FOR MEN DUP QLTY	EACH	362.11	-1.13
SECONDHAND WINTER JACKET	EACH	479.91	-0.87
UNDERWEAR AV.QLTY MEDIUM SIZE	EACH	149.68	-0.84
VEST FOR MEN AV.QLTY.	EACH	152.14	-1.31
VEST/SHAMEEZ (WOMEN) AVG. QLTY	EACH	181.98	-1.03
SOCKS NYLON (PAKISTANI)	PAIR	94.69	0.00
BRASSIER AV.QLTY.	EACH	187.18	0.00
BRASSIER SUP QLTY	EACH	431.60	-0.29
DOPATTA GEORGETTE AV.QLTY.	EACH	325.71	-0.10
DOPATTA COTTON AV GLTY	EACH	264.77	0.00
CHADDAR (W/WEAR) (2x2.5 MTR)	EACH	523.82	-0.24
LUNGI/DHOTI(COTTON) AVG. QLTY	EACH	336.99	0.00
HANDKERCHIEF AVG. QLTY PAK	EACH	47.29	0.00
HANDKERCHIEF SUP. QLTY PAK	EACH	76.69	0.00
GLOVES AV QLTY	PAIR	125.04	-0.15
AZARBAND COTTON AVG. QLTY	EACH	20.93	0.00

Contd.

### 7.11 Intercity Consumer Price January, 2019

			Value in Rupees	
Description	Unit	Average	% Change	
SEWING THREAD/REEL(ASLI PARI)	EACH	7.34	-0.14	
WASHING CHARGES PAINT & SHIRT	SUIT	116.14	-1.66	
DRY CLEANING SUIT COAT PANT	SUIT	392.75	-1.81	
WASHING CH. (KAMIZ-SHALWAR)	PAIR	84.06	-0.89	
TAILORING SHIRT	EACH	477.39	-0.10	
TAILORING CHARGES PANT (MEN)	EACH	792.77	-0.18	
TAILORING COAT-PANT SUIT	SUIT	4452.32	-0.04	
TAILORING AWAMI-SUIT (MALE)	SUIT	677.56	-0.81	
TAILORING SUIT FEMALE	SUIT	584.21	-0.28	
GENTS SHOES PAUL BATA	PAIR	1204.00	0.00	
GENTS SANDAL BATA	PAIR	699.00	0.00	
GENTS SPOUNG CHAPPAL BATA	PAIR	199.00	0.00	
LADIES SANDAL BATA	PAIR	599.00	0.00	
LADIES SPOUNG CHAPPAL BATA	PAIR	199.00	0.00	
CHILD SHOE POWER LITE BATA	PAIR	699.00	0.00	
GENTS SHOE, ART 1109 SERVICE	PAIR	999.00	0.00	
NYLON JOGGER 27 SIZE 2-5 ***	PAIR	1399.00	0.00	
CHINA FOOT WEAR AV. QLTY (MALE) *	PAIR	788.57	-0.69	
CHINA FOOT WEAR AV. QLTY (FEMALE) *	PAIR	593.08	0.00	
CHINA FOOT WEAR AV. QLTY (CHILDREN) *	PAIR	495.80	0.00	
SHOE REPAIR HALF SOLE	PAIR	115.99	0.00	
SHOES POLISH CHARGES AVERAGE SHOP	PAIR	23.04	0.00	
HOUSING, WATER, ELECT,GAS & OTH FUEL				
HOUSE RENT (combined)	MONTH	8087.83	-2.33	
rent 2	pm	8087.80	-2.33	
RENT3	PM	8087.83	-2.33	
RENT4	PM	8087.83	-2.33	
RENT5	PM	8087.83	-2.33	
RENT6	PM	8087.83	-2.33	
SYNTHETIC ENEMAL ROBIALAC BALTI 3.64 LTR.	EACH	2240.28	-0.59	
SYNTHETIC ENEMAL ICI BALTI 3.64 LTR.	EACH	2359.44	-1.98	
CEMENT (LOCAL) SPECIFY BRAND NAME	BAG	603.65	0.05	
BRICKS (NEW) IST CLASS	P/1000	8080.48	1.73	
CEMENT BLOCKS (6"x8"x12")	P/100	3203.31	0.00	
BAJREE	100CFT	4429.81	-0.06	
SAND (BLACK PIT SAND)	K100CFT	2416.83	-0.16	
TIMBER SHESHAM LOG IST QUALITY	cubmt.	64533.86	0.00	
IRON BAR (M.S. BAR) 1/2"	P/TON	95659.13	0.87	
CARPANTER WAGE RATE	P/DAY	1046.06	0.00	
MASON (RAJ) WAGE RATE	P/DAY	1142.02	0.00	
UNSKILLED LABOUR WAGE RATE	P/DAY	637.38	-0.20	
PLUMBER WAGE RSTE	P/DAY	1045.98	0.00	
ELECTICIAN WAGE RATE PER DAY **	P/DAY	941.43	0.00	
ELECTICIAN WAGE RATE PER POINT **	P/PNT	141.60	0.00	
WATER CHARGES PER HOUSE	P/MONTH	149.88	0.00	
ELECT.CHARGES UPTO 50 UNITS	P/UNIT	2.00	0.00	
ELECT.CHARGES 01 - 100 UNIT	P/UNIT	6.22	-0.64	
ELECT.CHARGES 101 - 300 UNIT	P/UNIT	9.59	-0.52	
ELECT.CHARGES 301 - 1000 UNIT	P/UNIT	18.03	-9.10	
ELECT.CHARGES ABOVE 1000 UNIT	P/UNIT	21.13	-12.97	
ELEC	PM	11.39	-7.81	
GAS CHRg upto 3.3719 MMBTU	MMBTU	145.08	0.00	
GAS CHRg 3.3719 - 6.7438 MMBTU	MMBTU	308.88	0.00	
GAS CHRg 6.7438 - 10.1157 MMBTU	MMBTU	321.75	0.00	
GAS CHRg10.1157 - 13.4876 MMBTU	MMBTU	1310.40	0.00	
GAS	PM	1708.20	0.00	
GAS	PM	758.86	0.00	
KEROSENE OIL	LTR	118.43	-0.08	

Contd.



### 7.11 Intercity Consumer Price January, 2019

			Value in Rupees	
Description	Unit	Average	% Change	
FIREWOOD WHOLE	40 KG.	569.97	-0.19	
FURNISHING HOUSE HOLD EQUIPMENTS				
CHAIR SHESHAM WOOD WITH ARMS **	EACH	2583.75	-2.00	
CHAIR PLASTIC (CHAIRMAN) AVERAGE QUALITY	EACH	898.03	-1.81	
TABLE SHESHAM WOOD (4X2X5") ***	EACH	6630.74	-1.83	
SOFASET WOODEN WITH FOAM SEAT **	SET	20198.04	-1.51	
COT IRON (WITH NIWAR)AV.QLTY.	EACH	2499.93	-0.90	
ALMIRAH (STEEL) 6'X3' 20 GUAGE	EACH	11309.35	-1.71	
DINNING TABLE 6 CHAIRS A.QLTY	SET	24933.30	-1.06	
SINGLE BED WITHOUT FOAM MED.	EACH	7723.53	-1.50	
MATRESS SINGLE(4"THICK)	EACH	5822.86	-0.17	
FARSHI DARI 12'X9' AV.QLTY	EACH	1431.26	-0.38	
DARI COTTON (6'x2 1/2') AV.QL	EACH	660.27	-0.65	
CARPET PLAIN AV. QLTY	SQFT.	46.64	0.00	
QUILT (LIHAF) 3 KG. COTTON	EACH	1073.09	-1.12	
BLANKET (90" x 54")	EACH	4020.32	-1.04	
BEDSHEET SINGLE BED SUP.QLTY	EACH	742.60	-1.35	
BED SHEET DOUBLE WITH TWO PILLOW COVERS SUP QLTY	SET	1395.00	-0.45	
TOWEL(3'x2') AV. QALTY	EACH	302.29	0.00	
CELING FAN 48" SUPER QLTY **	EACH	3506.49	-0.43	
PEDESTAL FAN 22" SUPER QLTY	EACH	4587.94	0.00	
REFG. DAWLENCE 10 CFT. D.DOOR	EACH	34362.08	-0.24	
D-FREEZER WAVES 8 CFT.	EACH	32702.47	-0.19	
AIRCONDITIONER 1.5 TON PEL	EACH	43410.00	0.00	
SPLIT AIR CONDITIONER 1.5 TON (SPECIFY BRAND NAME)	EACH	49300.48	-1.15	
AIRCOOLER SUPER ASIA	EACH	13462.29	0.00	
WASHING MACHINE SINGER	EACH	16386.17	4.84	
SEWING MACHINE(SINGER)	EACH	7847.79	-1.24	
GIZER LARGE SIZE 30 GALLON CAPACITY SUP QLTY	EACH	21001.98	-1.73	
GAS BURNER DOUBLE SPFY.BRAND	EACH	2127.26	-1.29	
ELECT. IRON PHILIPS MDL.1120	EACH	2258.75	-0.33	
ELECTRIC JUICER FOR APPLE	EACH	5885.10	-0.25	
S.STEEL DEGHCHI MEDIUM SIZE ***	EACH	726.69	-0.17	
ALUMINIUM COOKING PAN (DEGCHI ) MED SIZE	EACH	733.07	-2.07	
NON STICK COOKING PAN (DEGCHI ) SUP. QLTY	EACH	1160.65	-2.35	
FRYING PAN STEEL AVG. QLTY MED. SIZE	EACH	480.70	-1.27	
TAWA IORN (MEDIUM SIZE) AVG. QLTY	EACH	370.80	-0.31	
S.STEEL PLATE A.QLTY.(M.SIZE)	EACH	84.65	-0.71	
TABLE SPOON S.STEEL SUP.QLTY.	DOZEN	445.08	-0.34	
WATER SET JUG+6 GLASSES (OMROC)	SET	610.76	-0.45	
TEA SET PAK. CHINAWARE 21 PCS.	SET	2399.90	-2.27	
DINNER SET PLASTIC 72 PIECES SUPERIOR QLTY	SET	6226.97	-0.58	
HOTPOT SET PLASTIC 3 PCS.	SET	1562.02	-1.52	
BUCKET(BALTI) PLASTIC MED.SIZ	EACH	373.60	-0.62	
LOTA PLASTIC (MED SIZE) AVERAGE QUALITY	EACH	64.66	-0.53	
PRESURE COOKER 4 LTR.	EACH	1678.82	0.00	
WATER COOLER 9/10 LTR.PLASTIC ***	EACH	712.07	0.00	
THERMOS STARVAC 1 LTR	EACH	632.50	-0.20	
BULB PHILIPS 100-WATTS	EACH	37.04	-0.86	
TUBE LIGHT PHILIPS 40 WATTS	EACH	128.56	-3.16	
ELECTRIC BLUBS "0" WATTE LOCAL	EACH	23.65	0.00	
ELECTRIC BLUB ENERGY SAVER 14 WATTS	EACH	173.69	0.00	
WASHING SOAP 250 GMS SPECIFY BRAND NAME	EACH	36.84	-0.33	
SURF EXCEL 400 GMS POLY BAG	EACH	133.15	-0.65	
WASHING POWDER 1000 GRM	EACH	187.81	-0.60	
WASHING POWDER (WHEEL/ BONUS) 100 GRAMS	EACH	99.95	0.95	
CLEANSER POWDER VIM 1000 GM	PKT.	85.66	-0.28	
FINIS 500 ML	BOTTLE	212.29	-0.04	

Contd.

### 7.11 Intercity Consumer Price January, 2019

			Value in Rupees	
Description	Unit	Average	% Change	
PHNYLE TYPHONE/FINIS/CARRANITE 3 LITRES	BOTTLE	162.89	-0.09	
HARPIC	BOTTLE	182.31	-2.12	
BOOT POLISH CHERRY/KIWI 50ML	EACH	136.82	-2.50	
ROBIN BLUE (35 GRAMS)	PKT.	53.86	-0.24	
TISSU PAPER PERFUMED 100 PCS.	PKT	124.83	-1.10	
TOILET PAPER ROLL (R.PETEL)	P/ROLL	46.13	-0.28	
BOOT POLISH LIQUID CHEERY BLOSSOM KIWI 75 ML	BOTTLE	156.00	-0.64	
MATCH BOX SMALL	EACH	2.44	-2.05	
DRY CELL 1.5 VOLT(LOCAL)	EACH	27.47	-0.15	
HAND STITCHING NEEDLE M.SIZE	PACKET	8.52	-3.52	
SEWING MACHINE NEEDLE (SINGER)	EACH	6.85	-0.58	
HOUSEHOLD SERVANT FEMALE P/T	P/MNTH	2203.22	-0.85	
MARRIAGE HALL WITH FURNITURE	P/HEAD	128.63	0.00	
HEALTH				
SEPTRAN TABLETS	10TAB.	19.85	-1.01	
BRUFEN TABS 200-MG.	10TAB.	12.28	-12.30	
PANADOL TAB. EXTRA/PLAIN	10TAB.	12.96	0.00	
DISPRIN TAB.	10TAB.	13.50	-0.22	
TRISIL TAB.	10 TAB	11.49	-0.17	
FLAGYL TAB. 200 MG.	10TAB.	12.82	-5.23	
VENTOLIN TAB. 2MG.	10TAB.	10.30	-0.19	
DAONIL TAB. 5 MG.	10TAB.	17.14	0.00	
ENTOX TAB.	10TAB.	15.16	0.00	
RENITEC TAB. 5 MG.	10TAB.	60.57	-0.64	
CAC. 1000 TAB	BOTTLE	132.00	-0.36	
AMOXIL CAPSOLE 250 MG.S	10CAP.	36.73	-0.22	
CALCIUM SYRUP SANDOZ	BOTTLE	64.12	0.00	
LEDERPLEX SYRUP	BOTTLE	52.69	-0.06	
SANCOS SYRUP (50 ML.)	BOTTLE	40.04	-1.55	
PHENERGAN SYRUP 120 ML.	BOTTLE	35.53	-1.27	
CALPOL SYRUP 60 ML.	BOTTLE	36.89	-0.92	
HYDRYLLIN SYRUP 120 ML.	BOTTLE	69.05	0.00	
POLYFAX EYE OINTMENT	TUBE	22.34	-0.45	
BETNESOL EYE DROPS	BOTTLE	34.24	-0.06	
EAR DROPS (CARDISPORINE) ***	BOTTLE	22.60	0.00	
BETNOVATE-N OINTMENT 5 GMS	TUBE	25.60	-1.37	
BURNOL CREAM 30 GRM	TUBE	55.38	0.16	
VICKS VAPORUB/BALM	BOTTLE	36.20	0.00	
GLYCRINE SMALL BOTTLE	BOTTLE	28.94	-1.04	
JOUHAR JOSHANDA	PKT.	9.88	0.00	
GALXOS-D (450 GRMS)	PKT.	154.21	0.00	
GRIPE-WATER WOODWARDS	BOTTLE	60.00	0.00	
SANIPLAST ONE PUTTY	EACH	1.90	0.00	
O.R.S. (NIMCOL)	PKT.	17.55	0.00	
DETTOL (MEDIUM)	BOTTLE	125.75	-3.28	
COTTON BANDAGE 2" - 4"	EACH	11.05	0.00	
THERMOMETER CHINA	EACH	51.50	-0.74	
DOCTOR (MBBS) CLINIC FEE	P/PAT.	229.86	0.00	
URINE TEST (DR) CHARGES	P/TEST	134.41	0.00	
BLOOD TEST (CP) CHARGES	P/TEST	310.84	-0.40	
SUGAR TEST (RANDOM/FASTING BOTH) CHARGES	P/TEST	197.13	0.00	
ECG CHARGES	P/TEST	264.56	0.00	
X-RAY (CHEST) CHARGES	P/X-RAY	366.71	0.00	
TRANSPORT				
CAR SUZUKI 800 CC (W/O. A/C)	EACH	823675.00	0.00	
CAR SUZUKI 1000 CC	EACH	1410107.14	0.00	
CAR TOYOTA 1300 CC	EACH	2196955.21	0.00	
CAR HONDA CIVIC	EACH	2922726.56	0.00	

Contd.

### 7.11 Intercity Consumer Price January, 2019

Value in Rupees			
Description	Unit	Average	% Change
MOTORCYCLE HONDA CD-70.	EACH	68602.50	-0.27
MOTORCYCLE YAMAHA 100CC.	EACH	79709.09	0.00
MOTOR CYCLE HERO 70 CC	EACH	45863.64	-0.10
BICYCLE WITH TYRES & TUBES	EACH	8393.16	-1.48
TYRE CAR WITH TUBE GENERAL	EACH	3476.25	-0.90
TYRE MOTOR CYCLE WITHOUT TUBE	EACH	1256.63	-0.70
TYRE CYCLE SPECIFY BRAND NAME	EACH	409.80	-0.37
TYRE CAR W/O TUBE	EACH	3265.29	-0.24
PETROL SUPER	LITRE	90.97	5.34
HIGH SPEED DIESEL HSD	LITRE	106.68	3.99
CNG	K.G.	94.20	1.08
GAS CYLINDER STAND. SIZE	EACH	1592.64	-5.62
MOTOR CYCLE SERVICE CHARGES	EACH	297.47	-0.38
CAR SERVICE CHARGES	EACH	376.42	-0.06
TYRE PUNCTURE CHARGES	EACH	76.56	-0.50
CYCLE OVERHAULING CHARGES	EACH	329.89	0.00
CAR TAX FOR 800CC TO 1300CC	YEARLY	1840.80	0.00
TRAIN FARE ECO. 1-100 KM.	P/KM.	1.88	0.00
TRAIN FARE ECO. 101-500 KM.	P/KM.	1.14	0.00
TRAIN FARE ECO. > 500 KM.	P/KM.	0.91	0.00
TRAIN FARE IST SLP. 1-100KM	P/KM.	3.30	0.00
TRAIN FARE IST SLP.101-500 KM	P/KM.	2.72	0.00
TRAIN FARE IST SLP. > 500 KM	P/KM.	1.72	0.00
TRAIN FARE A/C SLP. 1-100KM.	P/KM.	5.80	0.00
TRAIN FARE A/C SLP.101-500KM	P/KM.	5.23	0.00
TRAIN FARE A/C SLP > 500KM.	P/KM	3.90	0.00
PLATEFORM TICKET	EACH	9.85	0.00
AUTO RICKSHAW FARES	KM/MIN	62.82	-0.60
FULL TONGA CHARGES	KM/MIN	65.64	0.00
TAXI 4 SEATER FARE	KM/MIN	87.56	-0.14
BUS FARE MIN (WITHIN CITY)	TICKET	12.18	0.00
BUS FARE MAX (WITHIN CIT	TICKET	22.76	0.00
BUS FARE OUTSIDE CITY	P/KM.	1.25	0.00
A/C BUS FARE OUTSIDE CITY	P/KM.	1.97	0.00
MINIBUS FARE MIN.WITH IN CITY	TICKET	14.64	0.00
MINIBUS FARE MAX.WITH IN CITY	TICKET	20.83	0.00
SUZUKI FARE MIN.WITH IN CITY	TICKET	13.22	0.00
SUZUKI FARE MAXIMUM W.IN CITY	TICKET	21.58	0.00
AIR FARE ECONOMY CLASS.	P/KM.	14.47	3.52
COMMUNICATION			
POSTAL ENVELOPE DOMESTIC	EACH	8.05	0.00
ENVELOPE FOR SAUDI ARABIA	EACH	50.70	0.00
POSTAL REGISTRATION CHARGES	EACH	37.43	0.00
U.M.S. REG CHARGES MIN.	EACH	59.14	0.00
T.C.S. CH. MIN.WITH IN ZONE	EACH	200.00	0.00
TELEPHONE CHARGES LOCAL CALL	P/CALL	4.65	0.00
TEL CHARGES OUT SIDE CITY	P/CALL	4.65	0.00
INTERNET CHARGES	P/HOUR	34.74	0.00
MOBILE CELL CHARGES	P/UNIT	3.14	0.00
FAX CHARGES (LOCAL)	P/PAGE	20.50	0.00
TELEPHONE SET AV. QLTY	EACH	1002.43	-0.47
MOBILE SET NOKIA/SONY/ERICSON/SAMSUNG WITHOUT CAMERA	EACH	3021.46	0.00
RECREATION AND CULTURE			
T.V. 20" COLORED WEGA H-A21.	EACH	19861.46	0.00
T.V 20" COLOR CHINA/KORIA)	EACH	11473.33	0.00
V.C.P. PANASONIC/LG/NAT	EACH	5432.61	0.00
DVD/VCD PLAYER PANASONIC/LG	EACH	4288.43	0.00
RADIO WITH C.PLAYER NATIONAL	EACH	2361.05	0.00

Contd.

### 7.11 Intercity Consumer Price January, 2019

Value in Rupees

Description	Unit	Average	% Change
PERSONNEL COMPUTER (BRANDED)	EACH	46989.19	0.00
VID. CASSETTE BLK. TDK/SONY	EACH	144.62	0.00
COM. C.D. (TDK/IMATION)	EACH	54.20	0.00
TAPE RECORDER CASSETTE BLANK	EACH	47.25	0.00
VIDEO GAME SEGA 16 BYTE	EACH	1320.59	0.00
CINEMA A/C. HIGH CLASS	TICKET	207.92	0.00
CINEMA NON-A/C HIGH CLASS	TICKET	100.86	0.00
CABLE CHARGES	PER MONT	310.21	0.00
TV.LICENCE FEE DOMESTIC	YEARLY	420.00	0.00
ENGLISH BOOK CLASS V1	EACH	70.89	0.00
ENGLISH BOOK CLASS IX OR X	EACH	100.49	0.00
ENG. BOOK IST.YR COMPLETE SET	EACH	93.27	0.00
ENGLISH BOOK BA/B.SC	EACH	209.50	0.00
URDU BOOK CLASS V (T.B.BORD)	EACH	64.47	0.00
URDU BOOK CLASS IX/X(T.B.B)	EACH	111.23	0.00
URDU BOOK IST.YEAR/INTER	EACH	64.83	0.00
URDU BOOK BA/B.SC	EACH	152.25	0.00
MATHS BOOK CALSS V (T.B.B)	EACH	92.61	0.00
MATHS BOOK CLASS IX OR X	EACH	194.18	0.00
MATHS BOOK IST.YEAR (T.B.B)	EACH	150.03	0.00
PAKISTAN STUDIES BOOK BA/B.SC	EACH	182.94	0.00
DAILY "DAWN"	P/COPY	22.00	0.00
DAILY "JANG"	P/COPY	20.00	0.00
DAILY "NAWA-E-WAQT"	P/COPY	20.00	0.00
WEEKLY "AKHBAR-E-JAHAN"	P/COPY	60.00	0.00
WEEKLY "MAG"	P/COPY	50.00	0.00
MONTHLY "NAUNEHAL DIGEST"	P/COPY	35.50	0.00
PAPER FOOLSCAPE (27"x17")	QUIRE	42.71	-0.82
EXERCISE.BOOK LINED 80/100 PGS	EACH	54.34	-1.69
PENCILGOLDFISH/DEER	EACH	8.04	-1.37
PEN INK DOLLOR 57 ML BOTTLE	EACH	24.29	-1.03
PHOTOSTATE PAPER 70 GM	PRT	461.97	-1.16
BALL PEN (local)	EACH	8.49	-4.00
FOUNTAIN PEN HERO/WINGS/CHINA	EACH	51.54	-0.97
EDUCATION			
PRIVATE SCHOOL FEE ENGLISH MEDIUM AVERAGE STANDARD (CLASS I)	PER MONTH	1771.18	0.55
PRIVATE SCHOOL FEE ENGLISH MEDIUM AVERAGE STANDARD (CLASS V)	PER MONTH	1942.03	0.19
PRIVATE SCHOOL FEE ENGLISH MEDIUM AVERAGE STANDARD (CLASS VI	PER MONTH	2121.44	0.26
PRIVATE SCHOOL FEE ENGLISH MEDIUM AVERAGE STANDARD (CLASS X)	PER MONTH	2414.84	0.38
PRIVATE MEDICLE COLLEGE FEE MBBS (IST YEAR)	PER MONTH	55885.61	0.00
PRIVATE ENGINEERING COLLEGE FEE (ISTR YEAR)	PER MONTH	13181.38	0.00
GOVT. COLLEGE FEE IST. YEAR	MONTH	55.94	0.00
GOVT. COLLEGE FEE 4TH. YEAR	MONTH	69.36	0.00
GOVT. UNIVERSITY FEE MSC.	MONTH	1031.03	0.00
GOVT. MED. COLLEGE FEE MBBS	MONTH	1835.35	0.00
GOVT. ENGG. COLL. FEE I YEAR	MONTH	2519.15	0.00
COACHING FEE FOR CLASS IX/X	PER MONTH	1481.77	0.00
COACHING CHARGES FOR CLASS IST YEAR/INTER (SCIENCE)	PER MONTH	2174.10	0.00
COACHING CHARGES FOR CLASS IST YEAR/INTER (COMMERCE)	PER MONTH	1769.74	4.00
I.T. TUITION FEES	PER MONTH	3086.20	-0.52
MBA TUITION FEES	PER MONTH	7767.07	0.00
RESTAURANTS AND HOTELS			
BREAD TANDOORI ST. SIZE	EACH	8.23	-0.24
COOKED MUTTON (AV. HOTEL)	PLATE	196.88	0.00
COOKED BEEF (AV. HOTEL)	PLATE	113.72	-0.17
COOKED DAL (AV. HOTEL)	PLATE	64.77	-0.39
CHICKEN BIRYANI FULL/DOUBLE	PLATE	153.98	0.00
TEA PREPARED (ORDINARY)	CUP	22.35	-1.39

Contd.

### 7.11 Intercity Consumer Price January, 2019

Value in Rupees

Description	Unit	Average	% Change
<b>MISCELLANEOUS GOODS AND SERVICES</b>			
HAIRCUT CHARGES FOR MEN	P/CUT	90.78	-0.69
BEAUTY PORL HAIR STYL CHARGE	P/STY.	327.75	0.00
SHAVING CHARGES	PER SHV	51.34	-0.90
LIPSTICK S.MISS/MEDORA	EACH	121.00	-0.17
NAIL POLISH S.MISS/MEDORA	EACH	103.10	-0.88
PERFUME MED.SIZE MEDORA/BROACH	EACH	208.53	-0.72
HAIR-OIL AMLA/CHAMBELI	BOTTLE	133.25	-1.31
TOILET SOAP LUX 95 GRAMS	EACH	44.16	-1.00
TOILET SOAP LIFEBOUY 140 GRM	EACH	47.31	-0.27
TOILET SOAP SAFEGUARD BATH SIZE	EACH	55.20	-0.91
TOOTHPASTE MACKLINES 70 GRM	EACH	50.38	0.00
TOOTHPAST MED SIZE CLGATE 70 GMS	EACH	77.64	-1.66
TOOTHBRUSH SHEILD A/PLAUQUE	EACH	46.15	-0.80
TOOTHPOWDER DENTONIC 90 GRM	EACH	39.71	-1.89
HAIR-COLOUR BEGIN (6 GMS)	EACH	120.25	-1.66
HAIR COLOUR (KALAKOLA)	BOTTLE	131.00	0.00
FACECREAM PONDS (MEDIUM)	EACH	129.38	0.00
TALC POWDER VICE ROAY,B.CAT	EACH	160.44	-0.70
BLADE TREET ORDINARY 10'S	PKT.	40.38	-3.54
BLADE 7-O-CLOCK STAIN. 5'S	PKT.	37.56	-1.12
SHAMPOO SUNSILK/PAINTIN 100 ML	BOTTLE	106.64	0.00
BEAUTY CREAM (FAIR & LOVELY)	EACH	170.23	-0.29
HAIR REMOVING CREAM (EU-CREAM)	TUBE	72.73	-0.66
GEL MEDIUM SIZE	BOTTLE	117.57	-0.85
DISPOSABLE RAZOR GILLET-II	EACH	47.58	-0.53
SHAVING CREAM TOUCH-ME/ADM.	EACH	73.69	-1.19
GOLD TEZABI 24 CT	10 GM.	56965.58	-3.09
SILVER TEZABI 24 CT	10 GM.	784.76	-1.50
ARTIFICIAL JEWELLARY SET	SET	888.30	-0.07
WRIST WATCH GENTS CITIZEN (ORIGINAL) ***	EACH	4383.42	0.00
WRIST WATCH LADIES CITIZEN (ORIGINAL) ***	EACH	4115.47	0.00
WALL CLOCK QUARTZ AV.QLTY	EACH	638.17	0.00
SUITCASE REXIN (24"x16"x6")	EACH	1436.79	0.00
TRUNK MEDIUM SIZE ***	EACH	1858.33	-0.27
PURSE LADIES (LEATHER) AVERAGE QUALITY	EACH	944.52	-0.05

## 8. PUBLIC FINANCE

### 8.1 Customs Revenue Receipts

(Million Rupees)

S. No.	Description	Annual				
		2013-14	2014-15	2015-16	2016-17	2017-18
1	Meat, fish and their preparations	253.87	322.60	470.73	762.62	896.40
2	Milk, butter, cheese and honey	2879.15	5371.62	4577.30	8016.49	9047.95
3	Fruits, nuts and vegetables	2368.46	2830.70	5718.73	7889.02	8148.07
4	Coffee, nuts and vegetables	3713.70	4202.54	6385.82	7350.95	8353.24
5	Oil-seeds and miscellaneous fruits	176.67	1117.13	2765.29	4961.77	7171.06
6	Vegetable plaiting materials	998.91	828.97	852.59	1002.42	2504.82
7	Animal and vegetable fats and oil	20658.72	21183.29	25910.37	24944.14	28204.82
8	Sugar and confectionery	383.73	523.17	818.76	922.40	981.11
9	Edible, preparation of cereal & vegetables	3991.29	5319.78	6788.91	8131.78	11591.22
10	Beverages, spirits and vinegars	179.36	228.65	279.05	345.93	500.63
11	Residues on waste from the food industries prepared animal fodder	141.58	2622.94	4359.11	3098.34	1462.14
12	Tobacco	213.57	136.15	164.87	181.10	357.06
13	Mineral, fuel, oils and products thereof	16760.58	24413.27	37991.81	60920.70	70649.82
14	Chemicals and chemical products	8239.32	10379.73	11883.91	12135.39	15208.16
15	Pharmaceutical products	2111.88	2507.92	3032.98	3734.25	4340.80
16	Dyes, colours, paints and varnishes	3611.13	4077.15	4838.49	5407.91	6442.80
17	Perfumery, soap and toilet preparations	4894.55	6321.37	7740.78	8878.55	13107.35
18	Albuminodal substances modified stareehes gulesenzymes	287.14	488.59	626.50	850.27	1204.90
19	Matches and other explosives	25.30	18.81	37.11	32.99	46.15
20	Photographic and cinematographic goods	1583.89	1823.38	2544.33	2484.43	3244.48
21	Plastic & articles thereof	11055.67	13198.11	15812.87	17041.90	21793.00
22	Rubber and articles thereof	2395.14	3179.46	6472.21	7999.88	11723.27
23	Leather articles and footwear	2051.86	2459.12	3303.33	4484.34	6691.32
24	Wood & articles of wood wood charcoal	542.99	837.99	1301.24	1662.87	1760.58
25	Wood, paper and stationery	6085.09	8503.06	9412.67	10291.25	12782.73
26	Silk yarn and fabrics	139.29	316.29	422.13	333.92	203.92
27	Fabrics of wool, flax ramle metal vegetable	706.41	1039.73	1355.32	1650.64	1924.27
28	Cotton, Textile fabrics, Paper Yarn	2065.56	1057.36	2567.15	2076.10	1770.52
29	Yarn and fabrics of man-made fiber	8773.16	11587.37	13433.31	14154.79	13742.12
30	Carpets & other floor covering	285.80	328.81	430.79	442.05	483.96
31	Special Woven Fabrics and Variety (58)	352.95	454.87	552.60	680.96	871.60
32	Textile articles including knitted & crocheted goods	2627.81	3551.13	5298.75	7337.85	8547.54
33	Other madeup textile articles, set worm clothing & textile articles rugs	1375.49	1620.10	2501.88	2701.36	2644.49
34	Glass and earthen-ware	4459.56	5938.18	8998.91	9493.64	15456.73
35	Precious metal, stones, pearls & imitation jewellery	65.58	90.60	207.56	249.66	544.16
36	Iron and steel manufactures	9211.16	17154.45	40140.83	44840.32	53266.14
37	Metals other than gold,silver,iron & steel	1866.33	2518.70	4481.37	5437.41	6326.90
38	Cutlery, tools articles of base metals	1324.08	1608.30	2264.13	2565.87	3398.55
39	Machinery and mechanical appliances	13742.20	20289.00	26190.69	35628.20	38984.79
40	Electric machinery and equipment	11325.52	22583.98	21382.12	26093.07	30930.53
41	Railway and tramway plant and rolling stock	447.75	1147.92	299.92	910.62	459.74
42	Motor and other vehicles	36314.43	49408.87	61946.64	78312.99	97094.33
43	Ships, boats and aircraft's	79.44	1045.69	3823.94	3315.75	4343.18
44	Clocks and watches and parts thereof	66.04	61.53	154.00	170.98	248.08
45	Arms and ammunitions	317.19	336.89	103.86	177.64	140.34
46	Toys, games and sports goods	346.34	488.01	967.27	1415.31	2733.46
47	Sub-total (1 to 46)	191495.64	265523.28	361612.93	441520.82	532329.23
48	All other articles	58234.50	49707.26	56561.39	65628.41	88792.96
49	Gross Collection (47 to 48)	249730.14	315230.54	418174.32	507149.23	621122.19
50	Refund & Rebates	8731.76	9090.69	11993.96	11095.46	14751.26
51	Net collection (54-55)	240998.38	306139.85	406180.36	496053.77	606370.91
52	Total imports duty	233783.87	283865.95	377416.18	454814.09	538019.00
53	1 % Ware House Charges	1182.93	808.69	648.13	551.69	853.22
54	Miscellaneous	4469.01	5010.68	5613.38	7995.51	11677.59
55	Export duties	475.78	495.05	580.79	639.20	858.88
56	25% Export Development Charges	6119.22	5921.88	5365.62	5340.73	6129.02
57	Regularly Duty	3699.32	19128.26	28549.96	37771.99	63584.41

Contd.

## 8.1 Customs Revenue Receipts

(Million Rupees)

S. No.	Description	Monthly			
		Jan,2018	Feb,2018	Mar,2018	Apr,2018
1	Meat, fish and other preparations	50.67	52.52	44.07	18.41
2	Milk, Butter, Cheese and Honey	903.66	561.51	1016.17	811.86
3	Fruits, nuts and vegetables	424.01	140.94	135.29	178.39
4	Coffee, nuts and vegetables	851.62	854.78	818.45	673.08
5	Oil-seeds & miscellaneous fruits	591.95	530.56	489.86	579.76
6	Vegetable plaiting Materials	271.32	258.6	203.96	180.47
7	Animal and vegetable fats and oil	2245.40	1819.52	2699.42	2507.74
8	Sugar and confectionery	94.65	80.62	71.45	65.92
9	Edible, preparation of cereals and vegetables	1074.46	680.65	1086.75	1112.39
10	Beverages, spirits and vinegars	44.22	20.07	31.12	61.29
11	Residues an Waste from the food industries, Prepared animal fodder	104.22	65.38	71.21	83.69
12	Tobacco	47.35	33.97	44.50	61.14
13	Minerals, fuel, oils and products thereof	5547.45	4864.08	6287.92	6127.17
14	Chemicals and chemicals products	1253.69	1165.63	1424.97	1381.55
15	Pharmaceutical products	346.41	278.22	373.31	377.55
16	Dyes, colours, paints and varnishes	526.92	527.07	637.29	581.6
17	Perfumery, soap and toilet preparations	1320.62	995.28	1171.67	1132.71
18	Albuminoidal substances modified starches, glues,enzymes	139.30	93.48	122.32	115.33
19	Matches and other explosives	1.92	3.79	8.19	7.19
20	Photographic and cinematographic goods	283.09	262.87	249.25	334.76
21	Plastic and articles thereof	2105.79	1795.56	2166.31	1771.93
22	Rubber and articles thereof	1204.85	750.49	1061.27	815.59
23	Leather articles and footwear	661.59	566.4	500.96	414
24	Wood & articles of wood; wood charcoal	186.38	132.33	142.24	147.14
25	Wood, paper and stationery	1038.80	1023.08	1212.10	1218.11
26	Silk yarn and fabrics	20.37	33.71	15.66	10.12
27	Fabrics of Wool, flax, ramle metal, vegetable	194.04	183.33	133.40	127.24
28	Cotton, textile, fibre & other paper & veg yarn	170.97	188.95	178.88	135.34
29	Yarn and fabrics of man-made fiber	1255.32	1378.77	970.32	999.37
30	Carpets & other floor covering	45.93	48	51.84	42.43
31	Special Woven Fabrics and Variety	91.94	81.36	57.46	55.69
32	Textile articles including knitted & crocheted goods	849.28	794.96	572.19	466.09
33	Other made up textile articles;set;worn colothing & textile	324.59	210.75	181.19	164.63
34	Glasses and earthen/ware	1526.07	1415.93	1331.60	1046.15
35	Precious metals,stones,pearls & imitation jewellery	50.95	51.8	48.20	27.95
36	Iron & steel manufactures thereof	4838.92	3699.14	4697.64	4487.10
37	Metals other than gold, silver, iron & steel	525.98	493.32	598.41	611.89
38	Cutlery, tools articles of base metals	287.52	289.23	274.28	231.67
39	Machinery and mechanical appliances	3789.02	3147.07	3697.81	3788.48
40	Electric machinery and equipment	2856.49	2420.76	2568.76	2716.88
41	Railway and tramway plant and rolling stock	25.57	44.24	14.28	32.14
42	Motor and other vehicles	6475.24	6709.48	8154.27	7910.52
43	Ships, boats and Air crafts	537.69	256.88	257.29	240.90
44	Clocks, watches and parts thereof	10.96	22.02	18.70	25.89
45	Arms and ammunitions	5.88	5.2	94.74	7.35
46	Toys, games and sports goods	290.95	226.54	211.91	189.93
47	Sub total (1 to 46)	45494.02	39258.84	46198.88	44076.53
48	All other articles	4412.13	5788.27	10256.17	5047.53
49	Total Import Duty	42256.58	38989.84	49568.86	48509.45
50	Warehouse Charges	58.76	55.97	60.9	263.41
51	Regularity Duty	6088.49	4698.18	5335.63	5001.62
52	Miscellienous	905.12	756.93	934.10	849.33
53	0.25 % Export Development Charges	502.13	513.68	519.45	510.69
54	Export Duties	95.05	32.48	36.11	101.32
55	Gross	49906.13	45047.09	56455.04	49124.04
56	Refund	45.10	12.61	64.68	41.19
57	Rebate	1655.21	1386.33	1332.01	1400.49
58	Refund & Rebate	1700.31	1398.94	1396.69	1441.68
59	Net	48205.82	43648.15	55058.35	47682.36

Contd.

## 8.1 Customs Revenue Receipts

(Million Rupees)

S. No.	Description	Monthly			
		May,2018	Jun,2018	Jul,2018	Aug,2018
1	Meat, fish and other preparations	32.69	49.74	50.58	37.92
2	Milk, Butter, Cheese and Honey	816.66	1063.23	631.64	572.97
3	Fruits, nuts and vegetables	141.54	159.07	210.11	259.2
4	Coffee, nuts and vegetables	527.84	519.71	937.43	906.38
5	Oil-seeds & miscellaneous fruits	720.67	768.33	602.49	730.22
6	Vegetable plaiting Materials	176.36	201.04	214.46	237.05
7	Animal and vegetable fats and oil	2163.35	2316.60	2561.47	2296.45
8	Sugar and confectionery	90.57	76.77	97.58	60.79
9	Edible, preparation of cereals and vegetables	1171.81	1063.97	1092.23	1175.92
10	Beverages, spirits and vinegars	60.76	57.47	62.42	40.17
11	Residues an Waste from the food industries, Prepared animal fodder	68.27	78.76	116.4	89.86
12	Tobacco	56.32	2.92	66.44	66.46
13	Minerals, fuel, oils and products thereof	8215.01	9352.41	6048.64	6730.73
14	Chemicals and chemicals products	1529.74	1670.23	1561.85	1597.06
15	Pharmaceutical products	416.85	380.15	468.76	407.83
16	Dyes, colours, paints and varnishes	585.19	713.19	657.72	719.68
17	Perfumery, soap and toilet preparations	1264.91	1191.84	1196.57	1098.83
18	Albuminoidal substances modified starches, glues,enzymes	144.26	90.00	75.67	82.32
19	Matches and other explosives	1.59	9.74	3.39	0.31
20	Photographic and cinematographic goods	351.29	372.56	331.26	295.89
21	Plastic and articles thereof	2185.84	2077.69	2218.7	2023.8
22	Rubber and articles thereof	1107.94	1068.39	1123.21	904.86
23	Leather articles and footwear	875.44	424.05	685.26	715.91
24	Wood & articles of wood; wood charcoal	173.28	164.61	177.30	176.67
25	Wood, paper and stationery	1259.94	1254.37	1312.5	1374.24
26	Silk yarn and fabrics	18.85	11.87	16.17	12.39
27	Fabrics of Wool, flax, ramle metal, vegetable	175.25	187.26	225.48	208.34
28	Cotton, textile, fibre & other paper & veg yarn	191.63	148.65	139.32	158.72
29	Yarn and fabrics of man-made fiber	1419.79	1198.46	1034.43	1209.6
30	Carpets & other floor covering	47.88	38.16	51.93	34.41
31	Special Woven Fabrics and Variety	103.87	91.89	121.33	113.65
32	Textile articles including knitted & crocheted goods	823.79	692.73	763.17	808.61
33	Other made up textile articles;set;worn colothing & textile	183.4	174.48	208.61	239.35
34	Glasses and earthen/ware	1567.89	1407.63	1768.74	1306.22
35	Precious metals,stones,pearls & imitation jewellery	86.67	70.92	41.72	40.75
36	Iron & steel manufactures thereof	4600.81	5336.85	5343.68	5222.27
37	Metals other than gold, silver, iron & steel	670.34	609.58	656.48	540.45
38	Cutlery, tools articles of base metals	341.84	383.69	373.02	261.58
39	Machinery and mechanical appliances	3859.19	3922.96	3383.16	3382.87
40	Electric machinery and equipment	2719.54	3115	2840.68	2664.59
41	Railway and tramway plant and rolling stock	18.52	19.34	24.1	19.78
42	Motor and other vehicles	9186.26	9727.95	7647.09	8984.26
43	Ships, boats and Air crafts	135.67	1642.96	67.05	237.94
44	Clocks, watches and parts thereof	21.94	23.78	19.94	29.11
45	Arms and ammunitions	1.07	2.79	6.65	89.25
46	Toys, games and sports goods	319.67	263.35	228.01	202.62
47	Sub total (1 to 46)	50631.99	54197.14	47464.84	48368.28
48	All other articles	5173.34	21639.60	4352.98	6598.18
49	Total Import Duty	47853.42	66440.72	44859.29	47987.41
50	Warehouse Charges	60.02	55.55	54.42	55.34
51	Regularity Duty	6540.86	6350.67	5495.76	5066.93
52	Miscellienous	775.49	2004.23	813.92	1280.47
53	0.25 % Export Development Charges	518.80	805.25	497.2	519.96
54	Export Duties	56.72	180.29	90.69	62.87
55	Gross	55805.31	75836.72	51811.28	54966.47
56	Refund	37.71	48.12	19.76	40.09
57	Rebate	1135.80	165.40	1608.78	1719.11
58	Refund & Rebate	1173.51	213.52	1628.54	1759.20
59	Net	54631.80	75623.19	50182.74	53207.27

Contd.



## 8.1 Customs Revenue Receipts

(Million Rupees)

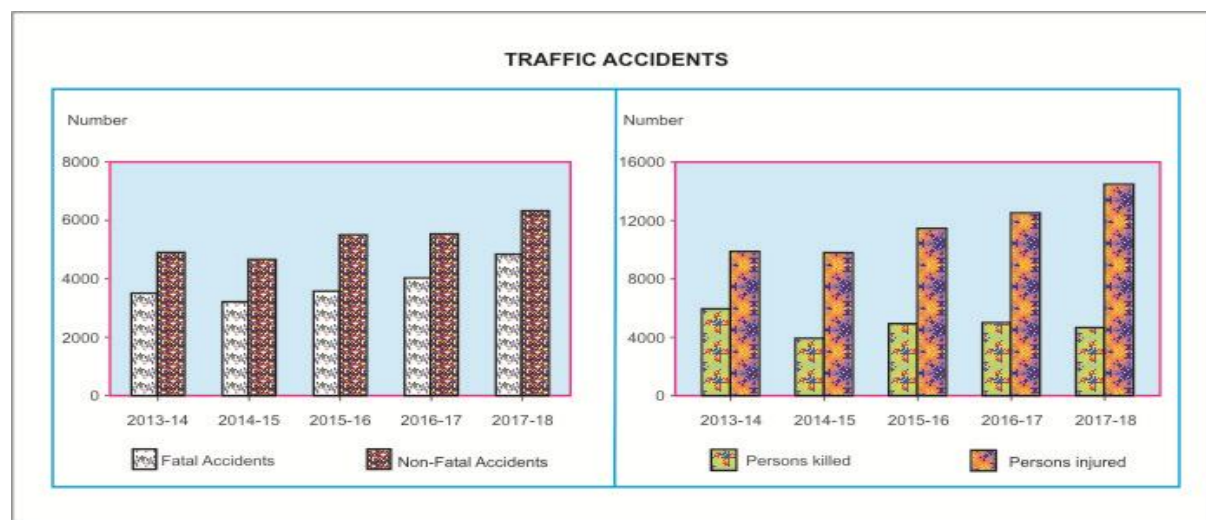
S. No.	Description	Monthly				
		Sep,2018	Oct,2018	Nov,2018	Dec,2018	Jan,2019
1	Meat, fish and other preparations	67.71	100.96	175.30	201.57	138.62
2	Milk, Butter, Cheese and Honey	311.46	495.15	505.29	621.77	1789.84
3	Fruits, nuts and vegetables	625.25	949.68	761.79	418.66	334.37
4	Coffee, nuts and vegetables	852.70	1033.96	1142.51	1126.75	1039.17
5	Oil-seeds & miscellaneous fruits	598.71	934.65	663.24	977.84	862.62
6	Vegetable plaiting Materials	219.1	197.83	190.5	196.28	199.97
7	Animal and vegetable fats and oil	2795.82	2437.55	2772.1	2509.69	2847.30
8	Sugar and confectionery	114.04	77.54	83.64	68.70	103.43
9	Edible, preparation of cereals and vegetables	1168.75	1183.01	903.01	1386.81	1302.34
10	Beverages, spirits and vinegars	44.78	36.26	35.27	23.45	48.54
11	Residues an Waste from the food industries, Prepared animal	106.7	138.68	92.9	131.47	151.47
12	Tobacco	14.05	100.7	109.74	94.30	230.66
13	Minerals, fuel, oils and products thereof	5378.8	7648.14	8466.21	7276.54	5811.18
14	Chemicals and chemicals products	1397.25	1732.58	1601.13	1626.57	1676.67
15	Pharmaceutical products	390.47	475.45	430.01	555.85	467.92
16	Dyes, colours, paints and varnishes	585.77	721.65	684.35	674.47	815.21
17	Perfumery, soap and toilet preparations	1038.55	1303.23	1342.94	1281.98	1299.93
18	Albuminoidal substances modified starches, glues,enzymes	79.3	117.98	134.17	141.34	139.53
19	Matches and other explosives	1.07	2.30	1.02	0.02	1.17
20	Photographic and cinematographic goods	280.77	351.42	307.51	286.27	346.92
21	Plastic and articles thereof	1866.69	2159.11	2142.6	2031.97	2182.55
22	Rubber and articles thereof	799.25	896.34	796.48	635.05	590.52
23	Leather articles and footwear	785.58	958.7	764.67	504.88	492.00
24	Wood & articles of wood; wood charcoal	154.14	161.95	190.37	185.31	214.10
25	Wood, paper and stationery	1126.9	1525.26	1436.77	1404.27	1525.06
26	Silk yarn and fabrics	14.15	11.6	6.48	23.73	27.77
27	Fabrics of Wool, flax, ramle metal, vegetable	201.04	209.93	243.92	221.37	304.90
28	Cotton, textile, fibre & other paper & veg yarn	163.87	150.62	102.91	178.21	162.71
29	Yarn and fabrics of man-made fiber	1220.91	1133.09	1365.05	1437.36	1304.10
30	Carpets & other floor covering	28.21	32.75	32.14	31.89	36.15
31	Special Woven Fabrics and Variety	147.58	154.31	115.07	175.69	151.72
32	Textile articles including knitted & crocheted goods	851.75	1038.49	768.47	951.64	735.47
33	Other made up textile articles;set,worn colothing & textile	221.63	299.89	331.44	317.29	292.75
34	Glasses and earthen/ware	1164.38	1392.48	1553.93	1816.15	1345.87
35	Precious metals,stones,pearls & imitation jewellery	48.19	49.62	50.19	36.22	65.56
36	Iron & steel manufactures thereof	4719.26	6048.72	4602.86	5250.83	5565.64
37	Metals other than gold, silver, iron & steel	557.19	554.27	492.59	577.68	770.41
38	Cutlery, tools articles of base metals	251.58	276.97	314.63	335.89	366.12
39	Machinery and mechanical appliances	3082.87	3722.35	3351.11	3592.63	3601.26
40	Electric machinery and equipment	2675.24	3553.27	3662.43	3624.31	4094.65
41	Railway and tramway plant and rolling stock	15.49	18.61	17.29	4.05	10.12
42	Motor and other vehicles	8063.24	8107.71	8196.68	7398.02	8077.31
43	Ships, boats and Air crafts	292.73	418.19	132.45	865.95	786.90
44	Clocks, watches and parts thereof	10.53	16.96	37.66	45.16	34.83
45	Arms and ammunitions	30.57	47.01	3.45	2.38	2.22
46	Toys, games and sports goods	169.37	225.42	225.43	237.36	226.31
47	Sub total (1 to 46)	44733.39	53202.34	51339.70	51485.62	52573.86
48	All other articles	9323.51	6140.52	7365.97	15254.59	5669.11
49	Total Import Duty	47271.78	51464.5	51014.49	58213.66	48866.66
50	Warehouse Charges	333.48	68.60	63.74	57.38	81.85
51	Regularly Duty	4836.62	5889.11	5954.13	6192.10	7321.60
52	Miscellienous	981.14	1086.09	986.91	1566.33	1296.10
53	0.25 % Export Development Charges	562.55	721.99	619.25	660.48	639.13
54	Export Duties	71.19	118.47	67.15	49.82	38.84
55	Gross	54056.89	59342.86	58705.65	66740.18	58244.18
56	Refund	14.26	79.73	20.22	38.53	36.88
57	Rebate	895.36	2724.89	1260.78	1170.20	1644.26
58	Refund & Rebate	909.62	2804.62	1281.00	1208.73	1681.14
59	Net	53147.27	56538.24	57424.65	65531.45	56563.04

Source: Federal Board of Revenue, Islamabad.

## 9. SOCIAL

### 9.1 Data on Traffic Accidents

Year/Month	Total Number of Accidents	Accident		Persons		Total Number of Vehicles Involved
		Fatal	Non - Fatal	Killed	Injured	
<b>PAKISTAN</b>						
2013-14	8359	3500	4859	4348	9777	9423
2014-15	7865	3214	4651	3954	9661	8949
2015-16	9100	3591	5509	4448	11544	10636
2016-17	9582	4036	5546	5047	12696	11317
2017-18	11121	4829	6292	5948	14489	13134
2017 Aug	904	399	505	470	1059	1063
Sep	995	432	563	535	1348	1197
Oct	1022	440	582	515	1352	1224
Nov	930	397	533	510	1294	1092
Dec	931	423	508	544	1182	1088
2018 Jan	815	341	474	405	1022	959
Feb	795	329	466	406	975	930
Mar	921	372	549	459	1281	1096
Apr	970	427	543	506	1234	1135
May	1001	477	524	574	1202	1154
Jun	978	418	560	576	1385	1177
Jul	901	407	494	483	1036	1040
Aug	968	418	550	508	1181	1160



Note: Data from July,2012 onward includes ICTs.

\* Included Islamabad

Contd.

## 9.1 Data on Traffic Accidents

Year/Month	Total Number of Accidents	Accident		Persons		Total Number of Vehicles Involved
		Fatal	Non - Fatal	Killed	Injured	
<b>ISLAMABAD</b>						
2013-14	256	120	136	132	206	256
2014-15	216	107	109	118	182	217
2015-16	244	120	124	140	209	244
2016-17	226	127	99	129	124	216
2017-18	259	157	102	167	162	259
2017 Aug	15	11	4	11	6	15
Sep	30	19	11	20	17	30
Oct	14	8	6	8	4	14
Nov	21	12	9	12	10	21
Dec	26	15	11	15	9	26
2018 Jan	23	8	15	11	8	23
Feb	27	17	10	18	12	27
Mar	19	9	10	11	12	19
Apr	24	13	11	14	56	24
May	28	24	4	25	6	28
Jun	15	11	4	12	12	15
Jul	24	7	17	7	11	24
Aug	18	8	10	9	7	18
<b>PUNJAB</b>						
2013-14	3696	1717	1979	2145	3941	3696
2014-15	3054	1435	1619	1750	3652	3054
2015-16	3288	1576	1712	2053	4550	3288
2016-17	3819	1989	1830	2494	5231	3819
2017-18	5093	2708	2385	3371	6772	5093
2017 Aug	410	225	185	271	464	410
Sep	452	243	209	314	688	452
Oct	481	250	231	298	598	481
Nov	426	223	203	297	636	426
Dec	418	241	177	302	560	418
2018 Jan	379	185	194	219	508	379
Feb	341	176	165	215	429	341
Mar	466	224	242	271	675	466
Apr	462	230	232	276	539	462
May	459	274	185	344	568	459
Jun	436	239	197	318	623	436
Jul	378	233	145	262	414	368
Aug	421	247	174	276	442	421
<b>SINDH</b>						
2013-14	945	613	332	791	893	1103
2014-15	881	583	298	771	863	1029
2015-16	924	634	290	749	754	1144
2016-17	880	608	272	786	970	1009
2017-18	848	586	262	802	838	1015
2017 Aug	66	48	18	63	73	74
Sep	77	47	30	68	57	103
Oct	84	60	24	69	97	94
Nov	64	48	16	74	53	75
Dec	77	50	27	87	117	85
2018 Jan	60	43	17	48	60	66
Feb	62	38	24	63	75	68
Mar	71	50	21	66	65	95
Apr	88	64	24	76	58	100
May	72	48	24	49	72	85
Jun	62	44	18	90	80	99
Jul	86	56	30	86	103	93
Aug	85	53	32	61	98	91

Contd.

## 9.1 Data on Traffic Accidents

Year/Month	Total Number of Accidents	Accident		Persons		Total Number of Vehicles Involved
		Fatal	Non - Fatal	Killed	Injured	
<b>KHYBER P.K.</b>						
2013-14	3120	877	2243	1033	4257	3934
2014-15	3399	942	2457	1137	4524	4260
2015-16	4287	1083	3204	1299	5527	5490
2016-17	4256	1103	3153	1317	5804	5736
2017-18	4425	1119	3306	1295	6093	6052
2017 Aug	378	94	284	99	481	512
Sep	393	100	293	103	533	548
Oct	396	101	295	117	602	567
Nov	371	94	277	106	539	503
Dec	376	101	275	117	454	509
2018 Jan	317	84	233	100	407	435
Feb	334	85	249	95	410	451
Mar	333	73	260	90	492	469
Apr	350	95	255	106	497	481
May	391	92	299	109	498	509
Jun	422	106	316	134	608	566
Jul	384	94	290	110	482	514
Aug	423	102	321	140	589	583

**BALUCHISTAN**

2013-14	342	173	169	247	480	434
2014-15	315	147	168	178	440	389
2015-16	357	178	179	207	504	470
2016-17	401	209	192	321	567	537
2017-18	496	259	237	313	624	715
2017 Aug	35	21	14	26	35	52
Sep	43	23	20	30	53	64
Oct	47	21	26	23	51	68
Nov	48	20	28	21	56	67
Dec	34	16	18	23	42	50
2018 Jan	36	21	15	27	39	56
Feb	31	13	18	15	49	43
Mar	32	16	16	21	37	47
Apr	46	25	21	34	84	68
May	51	39	12	47	58	73
Jun	43	18	25	22	62	61
Jul	29	17	12	18	26	41
Aug	21	8	13	22	45	47

Source: Provincial Police Departments &amp; ICT Police.

## 9.2 Data on Telecommunication 2018

Months	Distribution of Cellular Mobile Subscribers					
	Total	PMCL (Jazz)	CM Pak (Zong)	PTML (Ufone)	Telenor	Warid
Jan	145995702	54035798	30534042	19308980	42116882	--
Feb	147536536	54571546	30827833	19595008	42542149	--
Mar	149101917	55117456	31139251	19890781	42954429	--
Apr	150169643	55424744	31065992	20198669	43480238	--
May	150322129	55507996	30983977	20295497	43534659	--
Jun	150238653	55469118	30890633	20314686	43564216	--
Jul	150553783	55597047	31021206	20499075	43436455	--
Aug	151089925	56006446	31166960	20616112	43300407	--
Sep						
Oct						
Nov						
Dec						

---

Source : Pakistan Telecommunication Authority, Islamabad.

Note:- Warid merged PMCL (Moblink) with new name Jazz from January-2017.

## 9.3 Visitors at Archaeological Museum in Pakistan

Area/ attraction	June, 2018		July, 2018		August, 2018	
	Foreigner	National	Foreigner	National	Foreigner	National
<b>PAKISTAN</b>	1070	290922	2044	239942	2317	291787
<b>ISLAMABAD</b>	316	123395	583	101291	712	117670
Pakistan Museum of Natural History	15	18536	43	18607	51	16497
Lok Virsa Heritage Museum	110	40674	312	32099	321	30686
Pakistan Monument Museum	168	63946	217	49926	312	69807
Pakistan Railway Heritage Museum	23	239	11	659	28	680
<b>PUNJAB</b>	589	156737	813	107387	1008	138434
Lahore Museum Lahore	105	21234	205	21059	254	18920
Allama Iqbal Library & Museum, Sialkot.	3	750	4	770	4	1480
Museum, Taxila, Rawalpindi	327	41124	480	37611	614	20690
Museum, Harappa, Sahiwal.	5	22432	10	9378	17	42607
Allama Iqbal Museum, Javid Manzil, Lahore	6	1002	3	1123	4	1365
PMDC Khewara Mines Museum, Chakwal	143	70195	111	37446	115	53372
<b>SINDH</b>	137	7496	322	17184	458	32161
National Museum of Pakistan, Karachi	8	761	19	2435	3	2667
Sindh Provincial Museum, Hyderabad.	*	*	6	2152	3	2510
Museum, Banbhore, Thatta.	2	1854	9	300	2	2372
Museum, Moenjodaro, Larkana.	2	919	30	3280	16	1420
Museum Umerkot, Tharparkar.	-	3461	-	8816	-	9059
Quid-e-Azam Birth Place, Karachi.	-	54	-	76	2	2535
Quid-e-Azam House Museum, Karachi.	125	447	258	125	432	11598
<b>KHYBER PAKHTUNKHWA</b>	28	3134	326	13925	139	3358
Peshawar Museum, Peshawar.	26	1511	80	4098	82	1588
Museum Saidu Sharif, Swat.	2	1151	234	9342	57	945
Dir Museum, Chakdara	-	472	12	485	-	825
<b>BALOCHISTAN</b>	-	160	-	155	-	164
Museum Balochistan, Quetta.	-	160	-	155	-	164

\* Museum closed due to maintenance &amp; repairing work

Source:-Department of Archaeology and Museum,  
Government of Pakistan & Provincial Government

## 9.4 Visitors at Heritage Site in Pakistan

Area/ attraction	June, 2018		July, 2018		August, 2018	
	Foreigner	National	Foreigner	National	Foreigner	National
<b>PAKISTAN</b>	985	751646	1237	558906	1335	659102
<b>PUNJAB</b>	810	740501	1114	541507	1234	627656
Jahangir's Tomb, Lahore	25	13327	41	15655	74	16023
Shalimar Garden, Lahore	56	59833	82	32807	140	41279
Royal Fort (Shahi Qila), Lahore	392	528785	498	411056	379	457057
Hiran Minar & Tank, Sheikhpura	5	75000	3	35000	10	50000
Harappa, Sahiwal	5	22432	10	9378	17	42607
Taxila, Rawalpindi	327	41124	480	37611	614	20690
<b>SINDH</b>	155	10974	55	16459	57	21191
Banbhore , Thatta.	2	1854	9	300	2	2372
Makli Hill Monument, Thatta	151	4740	13	4063	39	8340
Moenjodaro, Larkana.	2	919	30	3280	16	1420
Umerkot Fort, Tharparkar.	-	3461	3	8816	-	9059
<b>KHYBER PAKHTUNKHWA.</b>	20	171	68	940	44	10255
Remains of Takht-i-Bhai, Mardan	*	*	-	400	10	10000
Butkara Site Museum, Saidu Sharif, Swat	-	21	48	340	14	30
Julian Site, Haripur	20	150	20	200	20	225
<b>BALUCHISTAN</b>						

Source: Department of Archaeology and Museum.  
Government of Pakistan & Provincial Government.

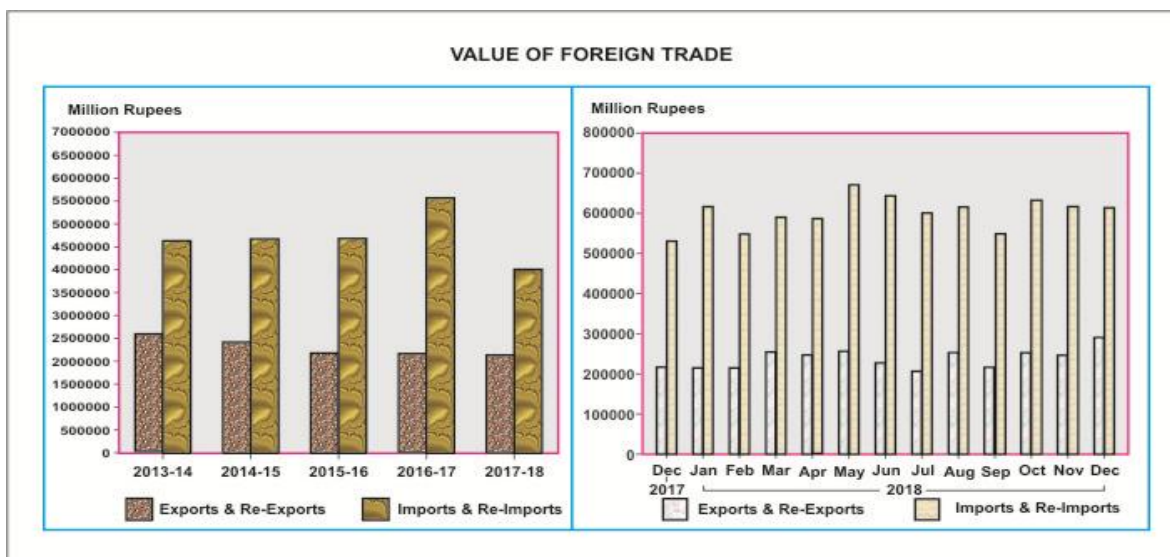
## 10. TRADE

## 10.1 Value of Foreign Trade

(Million Rupees)

Year / Month	Exports	Re-Exports	Imports	Re-Imports	Balance of Trade
2013-14	2,583,463.2	16,369.1	4,630,520.8	1,855.7	-2,032,544.2
2014-15	2,397,513.0	20,191.2	4,644,151.6	20,961.9	-2,247,409.3
2015-16	2,166,846.4	18,574.8	4,658,748.9	20,748.0	-2,494,075.7
2016-17	2,138,185.6	30,564.7	5,539,720.6	22,200.3	-3,393,170.6
2017-18	2,555,043.3	39,299.0	6,694,896.7	28,410.1	-4,128,964.5
2017 Dec	214,351.8	2,985.4	530,144.4	2,162.7	-314,969.9
2018 Jan	216,948.0	203.7	614,925.2	3,109.5	-400,883.0
Feb	209,414.5	3,772.2	526,140.8	2,238.2	-315,192.3
Mar	249,551.3	3,148.4	588,568.5	2,511.2	-338,380.0
Apr	245,477.8	3,592.1	586,223.9	2,359.5	-339,513.5
May	246,906.8	4,410.1	667,561.9	2,403.4	-418,648.4
Jun	223,785.8	2,838.7	672,111.9	2,467.8	-447,955.2
Jul	203,652.5	3,142.4	597,827.6	2,647.8	-393,680.5
Aug	249,239.6	1,599.6	614,125.7	2,878.3	-366,164.8
Sep	213,771.1	2,792.8	545,495.8	3,040.6	-331,972.5
Oct	247,216.6	3,139.4	626,030.9	4,205.5	-379,880.4
Nov	245,484.1	2,625.4	611,629.9	4,557.3	-368,077.7
Dec	286,802.4	3,629.0	609,595.6	4,336.6	-323,500.8

\* : Provisional





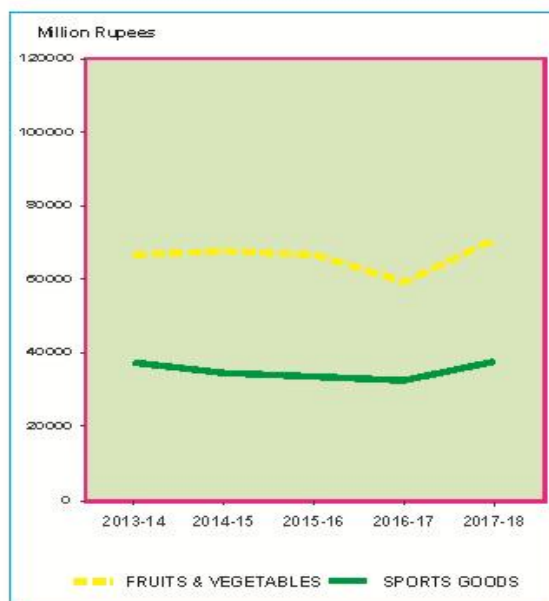
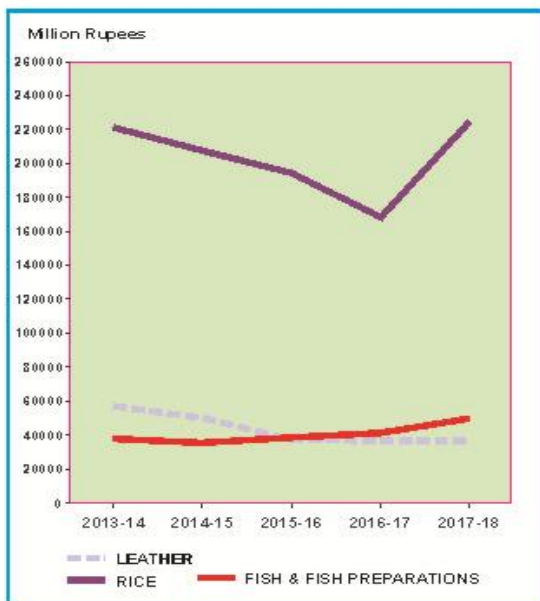
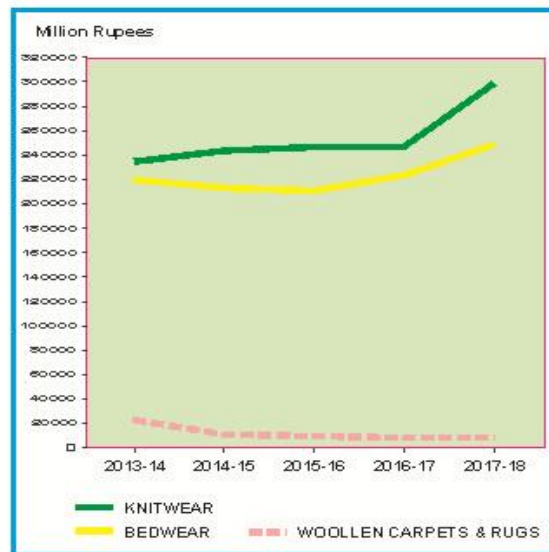
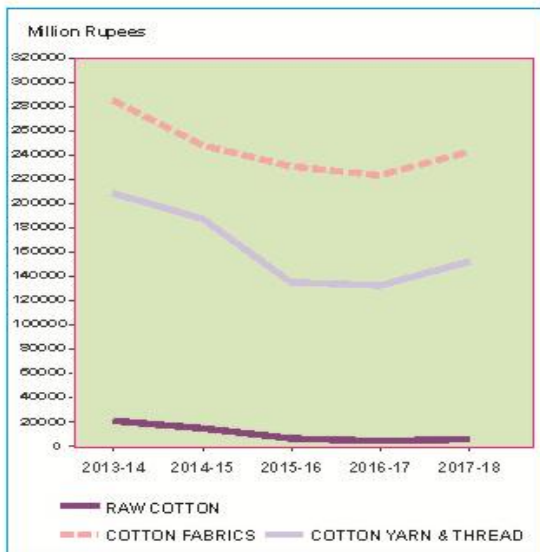
## 10.2 Exports by Commodity/Group

(Million Rupees)

Year/ Month	Raw Cotton	Cotton Fabrics	Cotton Yarn and Thread	Knitwear	Bedwear	Woollen Carpets & Rugs	Leather	Rice	Fish & Fish Prepara- tions	Fruits & Vege- tables	Sports goods
2013-14	21,352.5	285,130.2	207,199.9	235,564.7	219,961.7	12,616.2	56,496.4	222,906.7	37,917.6	66,703.9	37,259.6
2014-15	14,932.7	248,430.9	188,615.4	243,718.7	213,017.9	11,772.5	49,582.8	206,266.3	35,429.4	67,864.3	34,293.6
2015-16	7,948.1	230,757.3	134,027.9	246,267.3	210,543.5	9,896.6	37,802.9	194,249.6	33,918.4	66,839.6	33,861.6
2016-17	4,559.0	223,675.4	131,813.2	247,242.0	223,811.6	8,053.9	36,182.8	168,244.0	41,213.9	59,241.8	32,285.1
2017-18	6,183.6	242,374.4	151,203.3	298,374.2	248,537.7	8,188.7	36,329.9	224,739.5	49,755.5	70,562.2	37,710.2
2017 Dec	337.3	19,458.4	11,724.8	25,685.4	19,243.0	717.9	2,970.3	21,615.8	3,720.1	8,190.4	2,848.2
2018 Jan	182.7	20,141.6	8,598.8	23,608.4	20,004.4	557.7	3,223.9	24,063.8	3,205.4	11,602.7	3,502.9
Feb	65.2	19,469.5	13,304.8	21,344.1	19,005.0	578.3	2,588.4	21,467.6	3,816.9	9,191.3	3,295.5
Mar	30.9	22,939.7	14,362.0	25,799.1	22,007.1	796.2	3,147.9	26,084.8	5,760.0	8,994.3	3,494.4
Apr	85.6	22,317.6	14,997.0	26,730.9	20,942.6	643.1	3,513.8	21,386.8	6,455.9	5,641.8	3,554.0
May	111.7	22,128.9	15,054.0	28,870.5	23,092.6	700.6	3,863.3	24,232.1	6,052.8	5,210.5	4,287.8
Jun	82.4	22,386.5	14,764.5	30,633.1	24,435.1	730.5	3,078.1	17,328.5	3,215.6	3,979.1	3,489.5
Jul	111.5	17,931.3	14,600.9	24,967.5	20,488.8	753.1	2,295.7	13,803.1	1,472.8	5,029.6	3,748.5
Aug	296.1	25,075.8	13,224.8	34,553.2	28,522.3	650.0	2,780.2	13,978.1	2,193.7	5,594.1	3,190.7
Sep	466.3	22,618.8	11,135.3	27,486.1	23,423.8	448.7	2,566.9	10,947.7	4,681.5	5,850.7	2,748.7
Oct	661.2	24,019.4	10,344.8	34,094.7	24,707.3	865.7	3,183.1	16,777.8	5,538.9	5,772.3	3,381.6
Nov	220.8	22,271.8	10,648.7	33,684.5	25,993.8	838.3	2,976.3	21,670.6	4,673.9	5,362.2	3,078.2
Dec	39.5	23,837.7	10,520.6	36,037.0	26,723.0	1,029.9	2,761.6	29,723.2	5,378.3	13,127.1	3,316.3

\*: Provisional

EXPORTS BY COMMODITY/GROUP

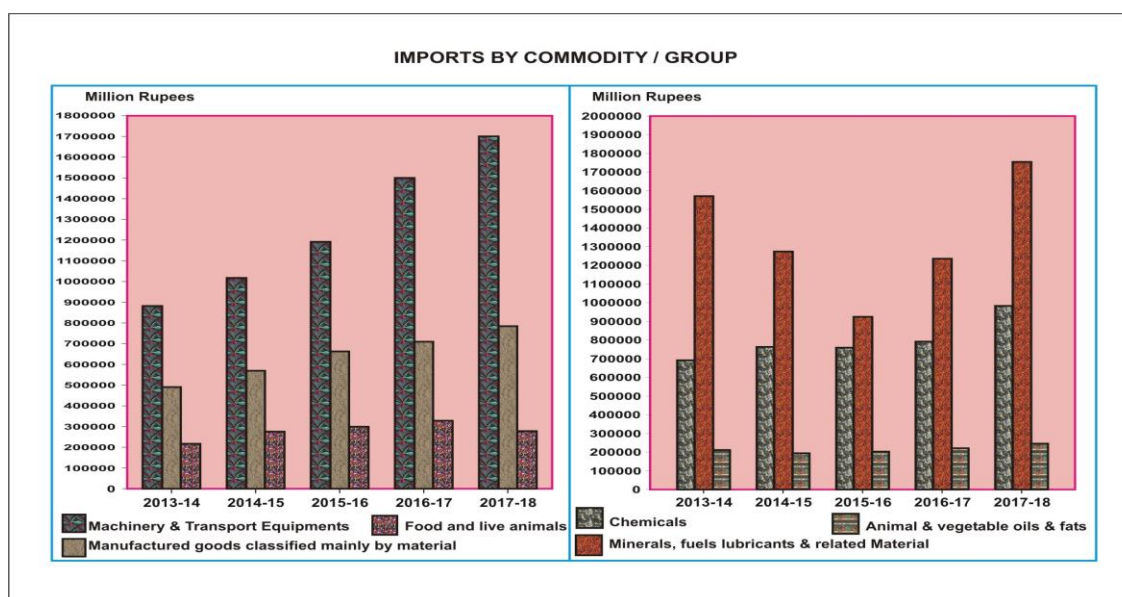


## 10.3 Imports by Commodity/Group

(Million Rupees)

Year/Month	Machinery and Transport equipment	Manufactured goods classified mainly by material	Food and Live animals	Chemicals	Mineral Fuels, Lubricants and related materials	Animal or Vegetable oils & fats
2013-14	886,479.3	496,850.9	221,052.9	691,397.7	1,570,968.0	213,427.6
2014-15	1,019,546.8	571,607.2	280,008.3	761,241.6	1,274,835.8	193,222.0
2015-16	1,197,306.7	661,908.8	305,420.7	755,705.4	927,237.0	201,551.1
2016-17	1,571,759.2	718,013.5	332,265.7	796,180.6	1,237,043.7	221,074.1
2017-18	1,745,028.3	795,491.6	282,441.2	983,359.6	1,754,675.1	248,760.5
2017 Dec	144,109.7	67,777.7	25,351.3	76,793.5	133,722.8	19,877.3
2018 Jan	189,136.7	71,674.4	27,148.3	79,008.0	149,510.2	20,295.4
Feb	133,887.8	65,806.9	20,665.6	76,297.8	133,986.1	16,251.6
Mar	140,481.8	75,998.3	23,703.3	88,910.9	154,162.7	23,485.1
Apr	148,266.7	65,019.8	19,244.4	85,865.1	158,288.1	23,469.9
May	164,534.7	73,083.4	21,299.4	106,330.0	188,445.0	19,692.4
Jun	177,866.9	69,574.1	21,661.1	93,173.9	199,198.2	20,055.0
Jul	128,252.4	70,531.5	25,115.5	93,080.7	182,972.0	22,417.8
Aug	129,424.5	72,337.5	25,594.7	106,788.5	190,144.2	19,838.9
Sep	121,838.0	63,017.6	27,883.3	89,308.2	156,540.1	23,519.0
Oct	126,773.2	78,482.8	30,553.7	100,578.7	196,154.0	20,407.8
Nov	126,383.9	63,092.0	28,096.5	103,398.9	197,410.3	23,721.3
Dec	134,059.4	70,929.0	28,504.9	99,943.4	173,521.0	21,923.9

\* : Provisional



## 10.4 Exports by Selected Commodities in Dollars

(In Thousand Dollar)

Groups/commodities	Unit	December, 2018		Cuml, From July, 2018		December, 2017		Cuml, From July, 2017	
		Quantity	Value	Quantity	Value	Quantity	Value	Quantity	Value
<b>GRAND TOTAL</b>			<b>2072380</b>		<b>11181164</b>		<b>1972005</b>		<b>10976357</b>
<b>A.PRIMARY COMMODITIES</b>			<b>458173</b>		<b>1848999</b>		<b>367211</b>		<b>1639578</b>
01.RICE	MT	431774	214774	1587310	817924	470322	198862	1788793	849634
(I) RICE BASMATI	MT	50352	50315	241349	244169	36651	36708	191534	203721
(II) RICE OTHER VARIETIES	MT	381422	164460	1345961	573754	433671	162155	1597259	645913
02.FISH AND FISH PREPARATIONS	KG	18778517	38863	79538636	183648	17385501	34225	83589506	200621
03.FRUILS & VEGETABLES INCL.JUICES	KG	262947352	96406	769412127	321692	193817180	77206	489935638	253928
(I) FRUILS	KG	151353766	71598	336726177	221787	120556053	57260	270362423	180146
(II) VEGETABLES	KG	109158495	23255	420055561	90292	71418483	18091	207937407	63712
(III) FRUIT & VEGETABLE JUICES	KG	2435091	1553	12630389	9613	1842644	1855	11635808	10070
04.WHEAT	MT	3366	831	461306	97219			173	45
05.WHEAT FLOUR	MT	96225	24073	298239	70802	1652	491	164985	45171
06.SPICES(INCL. CHILLIES)	KG	2085255	7878	10265051	40584	2001043	7578	10349746	36492
07.OIL SEEDS, NUTS AND KERNALS	KG	9443041	13616	40530563	56759	3106777	4085	18680239	22005
08.LEGUMINOUS VEGETABLE	KG								
09.FLOWERS	KG	96120	144	497575	804	16224	65	173496	397
10.RAW HIDES AND SKINS	KG	25000	79	39450	110	2200	26	6440	76
11.RAW WOOL AND ANIMAL HAIR	KG	270770	457	1685133	2812	159175	263	1184008	1808
(I) RAW WOOL	KG	114209	224	499163	1021	16893	41	154285	380
(II) ANIMAL HAIR	KG	156561	233	1185970	1791	142282	222	1029723	1428
12.CRUE ANIMAL MATERIAL	KG	2686918	3063	16226093	18323	1296197	2606	9223557	12694
13.CRUE FERTILIZER	MT	1853	157	8811	808	1214	197	4554	657
14.MOLASSES	KG	239586	29	75050653	7311	4761340	581	73744570	9708
15.RAW COTTON	MT	163	285	8689	14058	1915	3103	32232	53304
16.COTTON WASTE	MT	2406	2302	21007	24834	3323	4065	27022	31781
17.PETROLEUM CRUE	MT	91506	41689	275701	145851	48843	22436	184163	75206
18.MARBLES AND STONES	MT	139218	5527	660812	29260	49197	4957	350590	25443
19.TOBACCO	KG	3835596	7999	7168376	16200	1884955	6465	5713937	20612
(I) UN-MANUFACTURED	KG	3782823	7894	6770243	15115	1848518	6283	5469878	19534
(II) MANUFACTURED EXCL.CIGARET	KG	52773	105	398133	1085	36437	181	244059	1078
20.COKE	MT								
<b>B.TEXTILES MANUFACTURES</b>			<b>1115868</b>		<b>6472324</b>		<b>1098334</b>		<b>6408281</b>
01.COTTON YARN	KG	29605330	75971	207631861	548425	43353219	107831	257862546	661513
02.COTTON CLOTH	SQM	228422274	172247	1330118325	1052346	187370814	179014	1047437022	1066849
03.ARTICLES OF APPAREL & CLOTHI ACCESSORIES (EXCL. KNITWEARS)	DOZ	4564314	237979	23822763	1259697	3562722	229877	18868581	1249416
04.ART SILK AND SYNTHETIC TEXTIL	SQM	34985072	24973	182478193	147696	20725246	23962	150744756	148040
05.COTTON THREAD	KG	11525	49	177744	689	7797	35	154647	664
06.TEXTILE FABRICS WOVEN(OTHER THAN COTTON & ARTIFICIAL FAB	RI		262		1679		119		2160
07.TULE, LACE, EMBROIDERY ETC	--		1873		8051		1718		8558
08.COTTON BAGS/SACKS	MT	1099	1225	5060	6833	558	1152	2688	5800
09.TENTS & OTHER CANVAS GOODS	KG	5637384	17060	17221502	49293	4577713	14363	17094634	49705
10.BED WEAR	KG	34763644	193095	215723644	1161246	28801059	177033	185624142	1124437
11.TOWELS	KG	14748463	63669	89405797	378017	17360626	64052	103288988	385839
12.TEXTILE MADE UPS (EXCL. TOWE & BED WEAR)	--		60353		343336		57620		337996
13.KNITWEARS	DOZ	10874500	260397	59189368	1475626	9284475	236302	52672451	1334586
14.WASTE MATERIAL OF TEXTILE FIBRES/FABRICS	KG	2921100	1805	14875875	10500	1533456	1417	9831891	7457
15.YARN OTHER THAN COTTON YARN	KG	819635	2453	4808371	14765	840540	2255	5248282	14780
16.KINTTED OR CROCHATED FABRICS	SQM	860078	2458	5323245	14124	706330	1584	5106865	10481
<b>C.OTHER MANUFACTURES</b>			<b>329434</b>		<b>1918087</b>		<b>304294</b>		<b>1861111</b>
01.CIGARETTES	THNO	14		43	1	2600	70	8655	203
02.LEATHER	SQM	1873313	19955	10577113	128269	1895573	27327	12830330	159687
03.CARPETS,RUGS AND TAPESTRIES	SQM	187953	7491	824229	35785	153337	6660	957407	40246

Contd.

## 10.4 Exports by Selected Commodities in Dollars

(In Thousand Dollar)

Groups/commodities	Unit	December, 2018		Cuml, From July, 2018		December, 2017		Cuml, From July, 2017	
		Quantity	Value	Quantity	Value	Quantity	Value	Quantity	Value
(I) WOOLLEN CARPETS AND RUGS	SQM	184643	7442	786084	35284	147618	6605	837590	39490
(II) WOOLLEN CARPET MACHINE M	SQM	43	1	69	2			211	4
(III) TAPESTRY CLOTH	SQM	392	1	392	1				
(IV) CARPETS KNOTTED & OTHER FLOOR COVERING	SQM	2875	47	37684	497	5719	56	119606	752
04.PETROLEUM PRODUCTS	MT	14841	11097	178799	123659	9670	6396	169624	88368
05.FEEDING STUFF FOR ANIMALS	KG	40087580	9391	329894687	52581	52103212	9082	232195751	34001
06.CHEMICALS AND PHARMACEUTICA PRODUCTS	--		102242		581009		86168		542004
(I) PLASTIC MATERIALS	KG	18978232	22464	118238060	155719	21220190	22918	116330782	122712
(II) PHARMACAUTICAL PRODUCTS.	KG	1378230	21163	6243011	106486	1052643	17541	5773399	103789
(III) FERTILIZER MANUFACTURES	MT							198214	43468
(IV) OTHER CHEMICAL	--		58615		318805		45709		272035
07.RUBBER MANUFACTURES	--		1574		8864		1942		9456
08.PAPER AND PAPER BOARD	KG	1981347	4849	18845015	42549	2273103	5131	18725876	42725
09.GUAR AND GUAR PRODUCTS	KG	1789495	2960	10796125	17662	2861135	4038	11200272	16015
10.CUTLERY	--		7945		44154		7770		46045
11.GOLD	GM								
12.COPPER AND ARTICLES THEREOF	--		33666		116114		13348		77937
13.MACHINERY & TRANSPORT EQUIPMEN (INCL.ENGINEERING ELECTRICALS)			12678		82485		13969		98515
(I) ELECTRIC FANS	NO	89438	1663	521847	10246	95106	1978	471959	9472
(II) TRANSPORT EQUIPMENT	--		1223		8995		2080		11604
(III) OTHER ELECTRICAL MACHINE	--		3012		15873		3836		19618
(IV) MACHINERY SPECIALIZED PARTICULARS INDUSTRIES	--		2394		18390		1888		15718
(V) AUTO PARTS	--		1960		9097		1246		8145
(VI) OTHER MACHINERY	--		2427		19884		2941		33958
14.FOOTWEARS	PAIR	1141676	11380	5142169	57243	971545	10676	4414799	50048
(I) LEATHER FOOTWEAR	PAIR	664335	9839	3238135	50646	594418	9799	2811023	44999
(II) CANVAS FOOTWEAR	PAIR	4186	15	14019	51	1215	6	23502	97
(III) OTHER FOOTWEAR	PAIR	473155	1525	1890015	6547	375912	872	1580274	4952
15.LEATHER MANUFACTURES(EXCL. LEATHER FOOTWEARS)	--		42904		247397		45531		265251
(I) LEATHER GLOVES	DOZ	500197	18383	2849173	107287	496204	17737	3095366	103506
(II) APPAREL & CLOTHING	DOZ	117107	23620	522068	134536	86143	26781	404382	156170
(III) OTHER LEATHER MANUFACTUR	KG	97523	901	562456	5574	65736	1012	404355	5574
16.HOUSE-HOLD EQUIPMENT	KG	562844	1860	3115979	10212	652896	2076	3976478	12770
17.SPORTS GOODS	--		23963		151028		26203		151861
(I) FOOT BALLS COMPLETE	DOZ	294215	12790	1601698	73908	251093	12663	1515396	76248
(II) GLOVES (SPORTS)	DOZ	148636	7188	1022598	53332	235558	9518	1095482	51700
(III) OTHER	--		3985		23788		4022		23913
18.SURGICAL GOODS,MEDICAL INSTRUMENTS AND APPLIANCES	NO	9510062	31438	75945028	188764	26933486	32294	101769176	189773
19.ONYX MANUFACTURED	KG	167629	412	1026014	2601	117181	267	939177	2616
20.HANDICRAFTS	--								4005
21.TEXTILE PRODUCT & ARTICLE FOR TECHNICAL USE	KG	16916	74	158896	745	23455	115	196989	960
22.BOOKS AND PRINTED MATTERS	--		381		2472		431		2261
23.PIG IRON	MT			497	236			19	12
24.PRECIOUS/SEMI-PRECIOUS STON	GM	841473	798	2340480	2188	244471	196	1827066	1724
25.JEWELLERY	--		588		3091		2782		4396
26.ARTICLES OF PLASTIC	KG	528278	1283	6493011	15910	549959	1563	7303471	17967
27.FURNITURE	NO	16683	434	135430	2087	10523	201	105572	1873
28.PARTS OF FOOTWEAR	--		69		980		58		396
D.OTHERS	--		168905		941754		202167		1067386

## 10.5 Exports by Selected Commodities in Rupees

(In Thousand Rupees)

Groups/commodities	Unit	December, 2018		Cuml, From July, 2018		December, 2017		Cuml, From July, 2017	
		Quantity	Value	Quantity	Value	Quantity	Value	Quantity	Value
<b>GRAND TOTAL</b>			<b>286802429</b>		<b>1446166321</b>		<b>214351785</b>		<b>1162959157</b>
<b>A.PRIMARY COMMODITIES</b>			<b>63407851</b>		<b>240622651</b>		<b>39914851</b>		<b>173958873</b>
01.RICE	MT	431774	29723228	1587310	106900481	470322	21615815	1788793	90175919
(I) RICE BASMATI	MT	50352	6963197	241349	31491401	36651	3990013	191534	21584872
(II) RICE OTHER VARIETIES	MT	381422	22760031	1345961	75409080	433671	17625802	1597259	68591047
02.FISH AND FISH PREPARATIONS	KG	18778517	5378305	79538636	23939135	17385501	3720119	83589506	21248822
03.FRUIT & VEGETABLES INCL.JUICES	KG	262947352	13341924	769412127	41971017	193817180	8392063	489935638	27009688
(I) FRUITS	KG	151353766	9908687	336726177	28916045	120556053	6224010	270362423	19169730
(II) VEGETABLES	KG	109158495	3218381	420055561	11819967	71418483	1966445	207937407	6772775
(III) FRUIT & VEGETABLE JUICES	KG	2435091	214855	12630389	1235005	1842644	201608	11635808	1067183
04.WHEAT	MT	3366	114969	461306	12089964			173	4773
05.WHEAT FLOUR	MT	96225	3331531	298239	9234944	1652	53391	164985	4760638
06.SPICES(INCL. CHILLIES)	KG	2085255	1090279	10265051	5269017	2001043	823683	10349746	3869696
07.OIL SEEDS, NUTS AND KERNELS	KG	9443041	1884309	40530563	7486532	3106777	444071	18680239	2331743
08.LEGUMINOUS VEGETABLE	KG								
09.FLOWERS	KG	96120	19988	497575	103846	16224	7077	173496	41999
10.RAW HIDES AND SKINS	KG	25000	10952	39450	14803	2200	2786	6440	8041
11.RAW WOOL AND ANIMAL HAIR	KG	270770	63256	1685133	361286	159175	28639	1184008	191318
(I) RAW WOOL	KG	114209	31051	499163	131802	16893	4467	154285	40162
(II) ANIMAL HAIR	KG	156561	32205	1185970	229484	142282	24172	1029723	151156
12.CRUDE ANIMAL MATERIAL	KG	2686918	423959	16226093	2371931	1296197	283230	9223557	1345977
13.CRUDE FERTILIZER	MT	1853	21711	8811	104838	1214	21442	4554	69847
14.MOLASSES	KG	239586	4021	75050653	927595	4761340	63102	73744570	1024452
15.RAW COTTON	MT	163	39511	8689	1795462	1915	337299	32232	5625007
16.COTTON WASTE	MT	2406	318581	21007	3184807	3323	441834	27022	3361787
17.PETROLEUM CRUDE	MT	91506	5769502	275701	18869222	48843	2438759	184163	7998998
18.MARBLES AND STONES	MT	139218	764848	660812	3807992	49197	538854	350590	2696947
19.TOBACCO	KG	3835596	1106978	7168376	2189778	1884955	702687	5713937	2193222
(I) UN-MANUFACTURED	KG	3782823	1092412	6770243	2050144	1848518	682971	5469878	2079042
(II) MANUFACTURED EXCL.CIGARET	KG	52773	14565	398133	139635	36437	19717	244059	114180
20.COKE	MT								
<b>B.TEXTILES MANUFACTURES</b>			<b>154428112</b>		<b>835976254</b>		<b>119386008</b>		<b>678786731</b>
01.COTTON YARN	KG	29605330	10513813	207631861	70385849	43353219	11720985	257862546	70052121
02.COTTON CLOTH	SQM	228422274	23837687	1.33E+09	135754701	187370814	19458363	1047437022	112990690
03.ARTICLES OF APPAREL & CLOTHI ACCESSORIES (EXCL. KNITWEARS)	DOZ	4564314	32934591	23822763	163030879	3562722	24987001	18868581	132397684
04.ART SILK AND SYNTHETIC TEXTIL	SQM	34985072	3456092	182478193	19068459	20725246	2604556	150744756	15676182
05.COTTON THREAD	KG	11525	6812	177744	89240	7797	3789	154647	70096
06.TEXTILE FABRICS WOVEN(OTHER THAN COTTON & ARTIFICIAL FAB	RI		36294		217062		12890		227975
07.TULE, LACE, EMBROIDERY ETC	--		259175		1044922		186778		907401
08.COTTON BAGS/SACKS	MT	1099	169595	5060	881211	558	125240	2688	614856
09.TENTS & OTHER CANVAS GOODS	KG	5637384	2360949	17221502	6481444	4577713	1561210	17094634	5284495
10.BED WEAR	KG	34763644	26722987	215723644	149858967	28801059	19242987	185624142	119050861
11.TOWELS	KG	14748463	8811309	89405797	48829274	17360626	6962341	103288988	40861804
12.TEXTILE MADE UPS (EXCL. TOWE & BED WEAR)	--		8352392		44423786		6263138		35800277
13.KNITWEARS	DOZ	10874500	36037042	59189368	190822962	9284475	25685387	52672451	141388056
14.WASTE MATERIAL OF TEXTILE FIBRES/FABRICS	KG	2921100	249751	14875875	1359507	1533456	154065	9831891	790350
15.YARN OTHER THAN COTTON YARN	KG	819635	339486	4808371	1902492	840540	245125	5248282	1564434
16.KINTTED OR CROCHATED FABRICS	SQM	860078	340139	5323245	1825498	706330	172153	5106865	1109450
<b>C.OTHER MANUFACTURES</b>			<b>45591232</b>		<b>247890668</b>		<b>33075956</b>		<b>197086797</b>
01.CIGARETTES	THNO	14	29	43	91	2600	7659	8655	21581
02.LEATHER	SQM	1873313	2761577	10577113	16563708	1895573	2970340	12830330	16914452
03.CARPETS,RUGS AND TAPESTRIES	SQM	187953	1036739	824229	4649762	153337	723967	957407	4262142

Contd.

## 10.5 Exports by Selected Commodities in Rupees

(In Thousand Rupees)

Groups/commodities	Unit	December, 2018		Cuml, From July, 2018		December, 2017		Cuml, From July, 2017	
		Quantity	Value	Quantity	Value	Quantity	Value	Quantity	Value
(I) WOOLLEN CARPETS AND RUGS	SQM	184643	1029877	786084	4585756	147618	717895	837590	4182311
(II) WOOLLEN CARPET MACHINE M	SQM	43	122	69	210			211	457
(III) TAPESTRY CLOTH	SQM	392	191	392	191				
(IV) CARPETS KNOTTED & OTHER FLOOR COVERING	SQM	2875	6550	37684	63605	5719	6072	119606	79374
04.PETROLEUM PRODUCTS	MT	14841	1535783	178799	15858936	9670	695190	169624	9331236
05.FEEDING STUFF FOR ANIMALS	KG	40087580	1299680	329894687	6824744	52103212	987159	232195751	3612410
06.CHEMICALS AND PHARMACEUTICA PRODUCTS	--		14149509		75079259		9366219		57388624
(I) PLASTIC MATERIALS	KG	18978232	3108816	118238060	20064170	21220190	2491096	116330782	13004197
(II) PHARMACAUTICAL PRODUCTS.	KG	1378230	2928822	6243011	13787402	1052643	1906623	5773399	10993264
(III) FERTILIZER MANUFACTURES	MT							198214	4578737
(IV) OTHER CHEMICAL	--		8111872		41227688		4968500		28812427
07.RUBBER MANUFACTURES	--		217883		1150376		211098		1002612
08.PAPER AND PAPER BOARD	KG	1981347	671083	18845015	5455249	2273103	557755	18725876	4518187
09.GUAR AND GUAR PRODUCTS	KG	1789495	409680	10796125	2279773	2861135	438869	11200272	1700680
10.CUTLERY	--		1099503		5716891		844614		4876832
11.GOLD	GM								
12.COPPER AND ARTICLES THEREOF	--		4659151		15251589		1450888		8254924
13.MACHINERY & TRANSPORT EQUIPMEN (INCL.ENGINEERING ELECTRICALS)			1754614		10598922		1518393		10425565
(I) ELECTRIC FANS	NO	89438	230124	521847	1310317	95106	214966	471959	1004577
(II) TRANSPORT EQUIPMENT	--		169226		1160278		226088		1229471
(III) OTHER ELECTRICAL MACHINE	--		416861		2054938		416961		2079535
(IV) MACHINERY SPECIALIZED	--		331265		2359125		205192		1662239
PARTICULARS INDUSTRIES									
(V) AUTO PARTS	--		271261		1177690		135460		862253
(VI) OTHER MACHINERY	--		335876		2536574		319726		3587489
14.FOOTWEARS	PAIR	1141676	1574879	5142169	7392681	971545	1160439	4414799	5308466
(I) LEATHER FOOTWEAR	PAIR	664335	1361705	3238135	6537628	594418	1065108	2811023	4773566
(II) CANVAS FOOTWEAR	PAIR	4186	2063	14019	6505	1215	599	23502	10257
(III) OTHER FOOTWEAR	PAIR	473155	211110	1890015	848547	375912	94732	1580274	524643
15.LEATHER MANUFACTURES(EXCL. LEATHER FOOTWEARS)	--		5937597		31983856		4949106		28096556
(I) LEATHER GLOVES	DOZ	500197	2544097	2849173	13886259	496204	1928002	3095366	10963631
(II) APPAREL & CLOTHING	DOZ	117107	3268809	522068	17375321	86143	2911065	404382	16542292
(III) OTHER LEATHER MANUFACTUR	KG	97523	124691	562456	722277	65736	110039	404355	590633
16.HOUSE-HOLD EQUIPMENT	KG	562844	257437	3115979	1320650	652896	225691	3976478	1352236
17.SPORTS GOODS	--		3316291		19464070		2848158		16086116
(I) FOOT BALLS COMPLETE	DOZ	294215	1769995	1601698	9539063	251093	1376463	1515396	8074982
(II) GLOVES (SPORTS)	DOZ	148636	994832	1022598	6851266	235558	1034533	1095482	5478472
(III) OTHER	--		551464		3073741		437162		2532662
18.SURGICAL GOODS,MEDICAL INSTRUMENTS AND APPLIANCES	NO	9510062	4350839	75945028	24417467	26933486	3510282	101769176	20100879
19.OBYX MANUFACTURED	KG	167629	57028	1026014	335589	117181	29049	939177	276472
20.HANDICRAFTS	--								421817
21.TEXTILE PRODUCT & ARTICLE FOR TECHNICAL USE	KG	16916	10272	158896	94997	23455	12468	196989	101570
22.BOOKS AND PRINTED MATTERS	--		52712		317723		46901		239589
23.PIG IRON	MT			497	30579			19	1237
24.PRECIOUS/SEMI-PRECIOUS STON	GM	841473	110444	2340480	286318	244471	21259	1827066	182223
25.JEWELLERY	--		81387		401096		302407		472423
26.ARTICLES OF PLASTIC	KG	528278	177534	6493011	2021619	549959	169887	7303471	1898045
27.FURNITURE	NO	16683	60080	135430	270963	10523	21885	105572	198029
28.PARTS OF FOOTWEAR	--		9501		123760		6274		41891
D.OTHERS	--		23375234		121676748		21974970		113126757

## 10.6 Imports by Selected Commodities in Dollars

(In Thousand Dollar)

Groups/commodities	Unit	December, 2018		Cuml, From July, 2018		December, 2017		Cuml, From July, 2017	
		Quantity	Value	Quantity	Value	Quantity	Value	Quantity	Value
<b>GRAND TOTAL</b>			<b>4404819</b>		<b>27952439</b>		<b>4877252</b>		<b>28694898</b>
<b>A. FOOD GROUP</b>			<b>281686</b>		<b>1776307</b>		<b>323185</b>		<b>1991423</b>
1.MILK AND CREAM	KG	5336809	7898	26477988	43036	4133978	9701	35837345	70960
2.WHEAT UNMILLED	MT	--	--	--	--	--	--	--	--
3.PULSES	KG	73071575	39894	525623672	287827	94094001	55601	340444122	269903
4.DRY FRUITS	KG	3426947	5803	12083249	21536	5633423	8998	63324649	87217
5.SUGAR REFINED	MT	567	276	3423	1765	417	254	4618	2777
6.TEA	KG	19854536	51304	113298124	301717	16542043	53139	90843995	283648
7.SPICES	KG	8024022	9372	66675139	74973	9339624	11501	65361715	78172
8.MILK FOOD FOR BABIES,INFT.,INVL	KG	2455297	14130	10920917	61404	1420981	7847	8722458	54429
9.BEVERAGES	LTR	649054	303	7598345	3632	1501057	950	8091800	4786
10.PALM OIL	KG	252662199	144981	1499101447	931661	242339520	171550	1378274292	1037369
11.SOYABEAN OIL	KG	10958884	7725	65854245	48756	4741421	3646	114131126	102162
<b>B. MACHINERY GROUP</b>			<b>968687</b>		<b>5946246</b>		<b>1325788</b>		<b>7464610</b>
1.POWER GENERATING MACH.	--		139546		661853		137756		1239327
2.AGRICULTURE MACHINERY&IMPLEMENTS	--		7449		58719		9801		58319
3.CONSTRUCTION & MINING MACHINERY	--		9786		129841		21933		190244
4.TEXTILE MACHINERY	--		55930		257551		44394		296639
5.METAL WORKING MACHINERY	--		17252		84717		11690		63694
6.GEN INDUSTRIAL MACH & EQU/PARTSNS	--		171865		1096397		178737		1193599
7.OFFICE MACH.INCL.DATA PROS. EQUIP	--		32985		229453		48229		234401
8.TELECOM & SOUND RECORDING EQUIP	--		109074		650863		177625		735182
9.ELECTRICAL MACHINERY & APPARATUS	--		140185		873092		243455		1056806
10.ROAD MOTOR VEHICLES	--		181503		1233946		206297		1366620
11.RAILWAY VEHICLES	--		246		19299		70431		191810
12.AIRCRAFTS,SHIPS AND BOATS	--		29979		166282		76364		358032
13.OTHER MACHINERY	--		72888		484232		99075		479936
<b>C. PETROLEUM GROUP</b>			<b>1130205</b>		<b>7665018</b>		<b>1119918</b>		<b>6675086</b>
1.CRUDE PETROLEUM	MT	821383	360720	4614715	2426029	686419	294446	5111650	1756109
2.PETROLEUM PRODUCTS	MT	776520	489773	5341600	3415152	1214378	618530	8634110	3881191
3.GAS NATURAL & MANUFACTURED	--		279712		1823837		206942		1037786
<b>D. TEXTILE GROUP</b>			<b>134400</b>		<b>775277</b>		<b>123425</b>		<b>740343</b>
1.SYNTHETIC AND REGENERATED FIBRE	KG	23755628	52038	139026758	288491	19156156	38175	112819084	247399
2.SYNTHETIC & ARTIFICIAL SILK YARN	KG	25701521	54348	139421942	302226	28515139	56699	152160503	321481
3.WORN CLOTHING	KG	42058984	15593	232160697	85563	37567279	13985	216326368	79793
4.ARTICLES OF APPAREL & CLOTHING	--		7621		73974		7953		63209
5.BAGS & SACKS OF TEX. MATERIALS	MT	618	520	3268	3708	395	620	3377	5126
6.JUTE	MT	8561	4279	41566	21313	9834	5993	38927	23336
<b>E. AGRICULTURE/OTH. CHEMICAL GROUP</b>			<b>721856</b>		<b>4595939</b>		<b>706284</b>		<b>4286536</b>
1.ORGANIC CHEMICALS	--		193755		1202219		201622		1074698
2.INORGANIC CHEMICALS	--		46330		264424		36197		239227
3.DYEING TANNING & COLOUR MATERIAL	KG	14241176	39860	91406636	251485	13952591	40601	83766839	237336
4.MEDICINAL PRODUCTS	KG	2138016	105161	11842218	574189	2113317	97900	10785251	517286

Contd.



## 10.6 Imports by Selected Commodities in Dollars

(In Thousand Dollar)

Groups/commodities	Unit	December, 2018		Cuml, From July, 2018		December, 2017		Cuml, From July, 2017	
		Quantity	Value	Quantity	Value	Quantity	Value	Quantity	Value
5.ESSENTIAL OIL, PERFUMES TOILT ET	C KG	7929218	24281	50012656	151096	8527644	25888	56426820	174633
6.FERTILIZER MANUFACTURED	MT	225107	85531	1524464	646149	150222	60127	1381619	512839
7.PLASTIC MATERIALS	KG	109518477	160288	729238940	1080360	104265298	171736	711803139	1090446
8.INSECTICIDES	KG	2457790	12932	14617634	89577	2031208	14419	12928169	86038
9.OTHER.CHEMICAL PRODUCTS	--		53719		336440		57793		354033
<b>F. METAL GROUP</b>			<b>377573</b>		<b>2405163</b>		<b>415021</b>		<b>2462988</b>
1.IRON ORES AND CONCENTRATES	MT	--	--	286	101	--	--	78	26
2.IRON AND STEEL SCRAP	MT	533321	130500	2590350	765591	415533	121021	2737357	777249
3.NON FERROUS BASE METAL WASTE & SCR	MT	35170	11184	171221	61043	29128	9222	110841	45509
4.IRON AND STEEL	MT	232130	156751	1641239	1124562	308553	196011	1686623	1135938
5.ALUMINIUM WROUGHT & WORKED	--		16494		107601		20845		107015
6.MANUFACTURES OF METAL NES	--		62645		346265		67923		397249
<b>G. MISCELLANEOUS ITEMS</b>			<b>494293</b>		<b>3051926</b>		<b>531003</b>		<b>3133423</b>
1.FEEDING STUFF FOR ANIMALS	KG	10279455	9858	74674401	57385	31351476	14611	220379704	96950
2.HIDES,SKINS AND FURSKINS RAW	KG	654432	2296	4006669	14517	717297	2624	4455291	17341
3.OIL SEEDS & OLEAGINOUS FRUITS	KG	314210012	139226	1445842843	655991	191644200	118676	1387366712	702400
4.RUBBER CRUDE INCL.SYNTH/RECLAIMED	KG	9089528	15966	49133055	87123	7855168	16940	47072781	95396
5.WOOD & CORK	--		11318		67945		9740		62701
6.PULP AND WASTE PAPER	KG	34951890	16474	262024211	112695	24983463	11379	167215015	79810
7.FERTILIZER CRUDE	MT	824	318	75185	25137	7152	2907	55037	23091
8.CRUDE ANIMAL&VEGETABLE MATERIALS	KG	5019360	8447	57061410	89164	6591064	8833	51211525	95318
9.COAL, COKE & BRIQUETTES	MT	1195308	120043	7743720	821100	926500	110312	5555977	593989
10.ANIMAL OILS AND FATS	KG	570109	395	12792812	7991	2869285	1922	19528927	13037
11.ANIMAL/VEG, FAT OIL WAX ETC NES	KG	2528832	2447	13281362	15036	1710404	2581	8527754	13318
12.RUBBER TYRES & TUBES	NO	281802	9005	2019120	89786	489586	26093	3955129	191412
13.CORK/WOOD MFG.(EXCL FURNITURE)	KG	9178057	5104	55660688	32481	8151789	7402	36058376	39342
14.PAPER&PAPER BOARD & MANF. THEREOF	KG	47164577	43407	304562512	279904	48807356	44246	316691305	281111
15.CEMENT	MT	25400	977	134311	5565	14372	859	161967	8224
16.PREFABRICATED BUILDGS,SANITRY,PLG	--		9932		60514		11958		90672
17.FOOTWEAR	PAIR	1355182	4454	11995581	49373	1721433	5009	15336913	58415
18.PROFESSIONAL,SCIENTFIC & CONTROL	--		44867		289091		53582		341570
19.PHOTO EQPT, OPTICAL GOODS N.E.S.	--		5292		31102		4962		33546
20.PRINTED MATTERS	--		5685		38405		7650		32307
21.ARTICLES N.E.S. OF PLASTICS	KG	2959788	10246	18735882	68035	2732269	12388	17739351	78391
22.BABY CARRIAGES, TOYS GAMES ETC.	--		5505		36850		6722		50018
23.OFFICE STATIONERY SUPPLY N.E.S	--		3632		18861		4682		25494
24.JEWELLERY OFGOLD/SILVERSMITH WEAR	--		917		6292		1168		9908
25.MUSICAL INSTRUMENTS AND PARTS	--		16523		77395		39261		79560
26.ARTICLES & MFG. OF CAVING ETC.	--		1028		5435		1622		8463
27.GOLD.NON-MENETART NOT ORE/CONCEN	GM	23149	931	223246	8750	69000	2875	288330	11640
<b>ALL OTHER ITEMS</b>	--		<b>296119</b>		<b>1736564</b>		<b>332627</b>		<b>1940489</b>

## 10.7 Imports by Selected Commodities in Rupees

(In Thousand Rupees)

Groups/commodities	Unit	December, 2018		Cuml, From July, 2018		December, 2017		Cuml, From July, 2017	
		Quantity	Value	Quantity	Value	Quantity	Value	Quantity	Value
<b>GRAND TOTAL</b>			609595596		3604705502		530144384		3039364413
<b>A. FOOD GROUP</b>			38983298		229061060		35129330		210882721
1.MILK AND CREAM	KG	5336809	1093094	26477988	5556711	4133978	1054426	35837345	7508191
2.WHEAT UNMILLED	MT	--	--	--	--	--	--	--	--
3.PULSES	KG	73071575	5521035	525623672	37027126	94094001	6043657	340444122	28621282
4.DRY FRUITS	KG	3426947	803059	12083249	2850898	5633423	978023	63324649	9218270
5.SUGAR REFINED	MT	567	38228	3423	228018	417	27586	4618	293435
6.TEA	KG	19854536	7100052	113298124	38977150	16542043	5776100	90843995	30060432
7.SPICES	KG	8024022	1297025	66675139	9632238	9339624	1250106	65361715	8273599
8.MILK FOOD FOR BABIES,INFT.,INVLD	KG	2455297	1955529	10920917	7939544	1420981	852938	8722458	5760703
9.BEVERAGES	LTR	649054	41874	7598345	463053	1501057	103240	8091800	507371
10.PALM OIL	KG	252662199	20064298	1.499E+09	120088070	242339520	18646996	1378274292	109862437
11.SOYABEAN OIL	KG	10958884	1069104	65854245	6298251	4741421	396258	114131126	10776999
<b>B. MACHINERY GROUP</b>			134059360		766703518		144109681		790853811
1.POWER GENERATING MACH.	--		19312122		85551393		14973683		131030716
2.AGRICULTURE MACHINERY&IMPLEMENTS	--		1030843		7530666		1065342		6176869
3.CONSTRUCTION & MINING MACHINERY	--		1354268		16523575		2384014		20116199
4.TEXTILE MACHINERY	--		7740284		33437005		4825553		31398891
5.METAL WORKING MACHINERY	--		2387526		11021966		1270723		6749472
6.GEN INDUSTRIAL MACH & EQU/PARTSNS	--		23784841		141329255		19428288		126345364
7.OFFICE MACH.INCL.DATA PROS. EQUIP	--		4564855		29573529		5242414		24856298
8.TELECOM & SOUND RECORDING EQUIP	--		15095091		83973111		19307411		78046856
9.ELECTRICAL MACHINERY & APPARATUS	--		19400676		112503734		26462902		112151277
10.ROAD MOTOR VEHICLES	--		25118795		158844286		22423979		144662148
11.RAILWAY VEHICLES	--		33999		2451294		7655652		20446219
12.AIRCRAFTS,SHIPS AND BOATS	--		4148917		21514137		8300532		37978674
13.OTHER MACHINERY	--		10087143		62449568		10769186		50894828
<b>C. PETROLEUM GROUP</b>			156412220		988782385		121732183		706961594
1.CRUDE PETROLEUM	MT	821383	49921114	4614715	312768607	686419	32005508	5111650	185986737
2.PETROLEUM PRODUCTS	MT	776520	67781019	5341600	441325338	1214378	67232612	8634110	410951163
3.GAS NATURAL & MANUFACTURED	--		38710088		234688439		22494063		110023695
<b>D. TEXTILE GROUP</b>			18600049		100118216		13416009		78409761
1.SYNTHETIC AND REGENERATED FIBRE	KG	23755628	7201680	139026758	37263828	19156156	4149533	112819084	26192084
2.SYNTHETIC & ARTIFICIAL SILK YARN	KG	25701521	7521436	139421942	39031371	28515139	6163081	152160503	34058446
3.WORN CLOTHING	KG	42058984	2158010	232160697	11066556	37567279	1520162	216326368	8453127
4.ARTICLES OF APPAREL & CLOTHING	--		1054754		9524244		864464		6685520
5.BAGS & SACKS OF TEX. MATERIALS	MT	618	71986	3268	482196	395	67359	3377	542129
6.JUTE	MT	8561	592182	41566	2750021	9834	651409	38927	2478455
<b>E. AGRICULTURE/OTH. CHEMICAL GROUP</b>			99899710		592700217		76771277		453957800
1.ORGANIC CHEMICALS	--		26814319		155106259		21915808		113895188

Contd.

## 10.7 Imports by Selected Commodities in Rupees

(In Thousand Rupees)

Groups/commodities	Unit	December, 2018		Cuml, From July, 2018		December, 2017		Cuml, From July, 2017	
		Quantity	Value	Quantity	Value	Quantity	Value	Quantity	Value
2.INORGANIC CHEMICALS	--		6411690		34156892		3934520		25324602
3.DYEING TANNING & COLOUR MATERIAL	KG	14241176	5516312	91406636	32437061	13952591	4413224	83766839	25139814
4.MEDICINAL PRODUCTS	KG	2138016	14553504	11842218	74128570	2113317	10641486	10785251	54823988
5.ESSENTIAL OIL, PERFUMES TOILT ETC	KG	7929218	3360363	50012656	19495489	8527644	2813987	56426820	18484373
6.FERTILIZER MANUFACTURED	MT	225107	11836885	1524464	83141336	150222	6535658	1381619	54232316
7.PLASTIC MATERIALS	KG	109518477	22182712	729238940	139235111	104265298	18667295	711803139	115453680
8.INSECTICIDES	KG	2457790	1789643	14617634	11557579	2031208	1567322	12928169	9112164
9.OTHER.CHEMICAL PRODUCTS	--		7434283		43441919		6281977		37491677
<b>F. METAL GROUP</b>			<b>52253468</b>		<b>309712117</b>		<b>45111727</b>		<b>260868411</b>
1.IRON ORES AND CONCENTRATES	MT	--	--	286	12982	--	--	78	2783
2.IRON AND STEEL SCRAP	MT	533321	18060227	2590350	98630145	415533	13154668	2737357	82289346
3.NON FERROUS BASE METAL WASTE & SCR	MT	35170	1547791	171221	7872737	29128	1002384	110841	4825373
4.IRON AND STEEL	MT	232130	21693233	1641239	144688432	308553	21305830	1686623	120326937
5.ALUMINIUM WROUGHT & WORKED	--		2282620		13825703		2265811		11343978
6.MANUFACTURES OF METAL NES	--		8669596		44682118		7383034		42079994
<b>G. MISCELLANEOUS ITEMS</b>			<b>68406618</b>		<b>393434652</b>		<b>57718595</b>		<b>331882432</b>
1.FEEDING STUFF FOR ANIMALS	KG	10279455	1364233	74674401	7417142	31351476	1588140	220379704	10261146
2.HIDES,SKINS AND FURSKINS RAW	KG	654432	317778	4006669	1870244	717297	285197	4455291	1835658
3.OIL SEEDS & OLEAGINOUS FRUITS	KG	314210012	19267818	1.446E+09	85119654	191644200	12899745	1387366712	74393330
4.RUBBER CRUDE INCL.SYNTH/RECLAIMED	KG	9089528	2209533	49133055	11262929	7855168	1841279	47072781	10107076
5.WOOD & CORK	--		1566272		8752998		1058755		6638294
6.PULP AND WASTE PAPER	KG	34951890	2279945	262024211	14449646	24983463	1236835	167215015	8446294
7.FERTILIZER CRUDE	MT	824	43967	75185	3213243	7152	315977	55037	2442192
8.CRUDE ANIMAL&VEGETABLE MATERIALS	KG	5019360	1168962	57061410	11414859	6591064	960136	51211525	10070903
9.COAL, COKE & BRIQUETTES	MT	1195308	16613041	7743720	105400726	926500	11990614	5555977	62945427
10.ANIMAL OILS AND FATS	KG	570109	54683	12792812	1021194	2869285	208884	19528927	1379900
11.ANIMAL/VEG, FAT OIL WAX ETC NES	KG	2528832	338607	13281362	1943749	1710404	280537	8527754	1411659
12.RUBBER TYRES & TUBES	NO	281802	1246292	2019120	11495818	489586	2836284	3955129	20252397
13.CORK/WOOD MFG.(EXCL FURNITURE)	KG	9178057	706404	55660688	4194728	8151789	804623	36058376	4169589
14.PAPER&PAPER BOARD & MANF. THEREOF	KG	47164577	6007259	304562512	36086516	48807356	4809453	316691305	29763976
15.CEMENT	MT	25400	135277	134311	718170	14372	93329	161967	869356
16.PREFABRICATED BUILDGS,SANITRY,PLG	--		1374556		7820235		1299846		9592075
17.FOOTWEAR	PAIR	1355182	616409	11995581	6329798	1721433	544456	15336913	6170465
18.PROFESSIONAL,SCIENTFIC & CONTROL	--		6209316		37294185		5824182		36164681
19.PHOTO EQPT, OPTICAL GOODS N.E.S.	--		732358		4017769		539357		3550938
20.PRINTED MATTERS	--		786843		4951268		831480		3429512
21.ARTICLES N.E.S. OF PLASTICS	KG	2959788	1418020	18735882	8754373	2732269	1346550	17739351	8300123
22.BABY CARRIAGES, TOYS GAMES ETC.	--		761843		4758579		730629		5292041
23.OFFICE STATIONERY SUPPLY N.E.S	--		502592		2447536		508936		2701541
24.JEWELLERY OFGOLD/SILVERSMITH WEAR	--		126853		810238		126922		1047700
25.MUSICAL INSTRUMENTS AND PARTS	--		2286729		10059841		4267611		8513285
26.ARTICLES & MFG. OF CAVING ETC.	--		142243		704584		176296		897007
27.GOLD.NON-MENETART NOT ORE/CONCEN	GM	23149	128786	223246	1124631	69000	312540	288330	1235867
<b>ALL OTHER ITEMS</b>	--		<b>40980872</b>		<b>224193338</b>		<b>36155583</b>		<b>205547883</b>

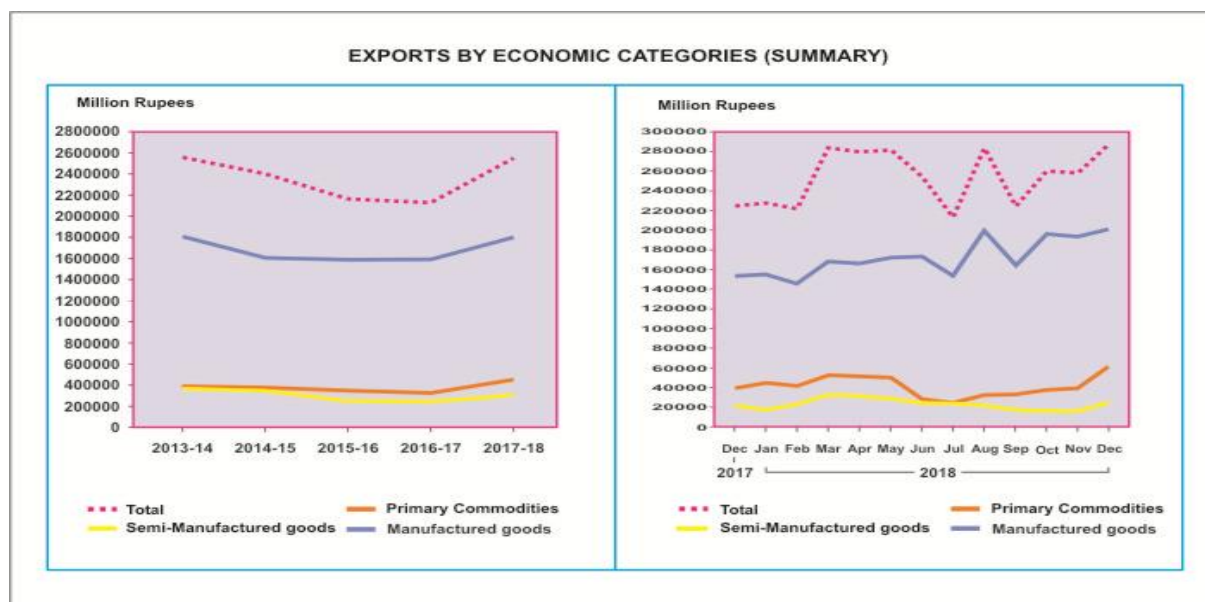
## 10.8 Exports by Economic Categories (Summary)

(Million Rupees)

Year/Month	Total	Primary Commodities	Semi-manufactured Goods	Manufactured Goods
2013-14	2,583,463.2	420,496.3	369,066.1	1,793,900.8
2014-15	2,397,513.0	402,750.3	352,073.7	1,642,689.0
2015-16	2,166,846.4	356,583.9	254,329.3	1,555,933.1
2016-17	2,138,185.6	331,040.1	246,319.2	1,560,826.3
2017-18	2,555,043.3	454,350.7	307,567.4	1,793,125.2
2017 Dec	214,351.8	41,725.9	24,560.3	148,065.6
2018 Jan	216,948.0	46,095.6	21,281.4	149,571.0
Feb	209,414.5	43,336.9	25,868.8	140,208.8
Mar	249,551.3	53,868.8	34,276.6	161,405.8
Apr	245,477.8	52,029.5	33,724.0	159,724.3
May	246,906.8	50,947.0	31,466.1	164,493.7
Jun	223,785.8	30,459.9	26,928.7	166,397.2
Jul	203,652.5	27,854.8	26,276.3	149,521.4
Aug	249,239.6	34,479.1	24,510.5	190,250.0
Sep	213,771.1	35,833.0	20,045.2	157,892.9
Oct	247,216.6	39,834.6	19,704.1	187,677.9
Nov	245,484.1	41,107.9	19,817.2	184,559.0
Dec	286,802.4	61,607.7	24,544.1	200,650.6

Note: Total may not tally due to rounding of figures.

\* : Provisional



## 10.9 Export by Economic Categories (Details)

(In Thousand Rupees)

Commodities	December, 2018	Cuml. From July,2018	December, 2017	Cuml. From July,2017
<b>GRAND TOTAL</b>	<b>286,802,429</b>	<b>1,446,166,321</b>	<b>214,351,785</b>	<b>1,162,959,157</b>
<b>A. PRIMARY COMMODITIES:</b>	<b>61,607,713</b>	<b>240,717,073</b>	<b>41,725,882</b>	<b>177,610,813</b>
RAW COTTON (INCLUDING LINTER & WASTE)	117,959	2,750,354	463,159	6,646,366
RAW WOOL (INCLUDING ANIMAL HAIR)	63,256	361,286	28,639	191,318
FISH	5,302,604	23,825,758	3,678,094	21,081,796
RICE	29,723,228	106,900,481	21,615,815	90,175,919
HIDES & SKINS (INCLUDING FUR SKINS)	15,337	53,942	6,951	35,542
FRUITS & VEGETABLES	12,324,836	38,752,487	8,020,072	24,523,942
SPICES	1,090,279	5,269,017	823,683	3,869,696
TOBACCO UN-MANUFACTURED	1,092,412	2,050,144	682,971	2,079,042
OTHER PRIMARY COMMODITIES	11,877,802	60,753,604	6,406,499	29,007,193
<b>B. SEMI-MANUFACTURES:</b>	<b>24,544,114</b>	<b>134,897,549</b>	<b>24,560,351</b>	<b>134,021,840</b>
COTTON YARN	10,513,813	70,385,849	11,720,985	70,052,121
LEATHER	2,761,577	16,563,172	2,970,166	16,913,141
MOLASSES	4,021	927,595	63,102	1,024,452
OIL CAKES	304,763	1,967,106	59,558	250,479
AGAR, AGAR DUST & WOOD		161		
HENNA LEAVES & POWDER	12,541	100,581	15,382	117,259
OTHER SEMI MANUFACTURES	10,947,399	44,953,085	9,731,157	45,664,387
<b>C. MANUFACTURED GOODS:</b>	<b>200,650,601</b>	<b>1,070,551,699</b>	<b>148,065,552</b>	<b>851,326,504</b>
COTTON THREAD	6,812	89,240	3,789	70,096
COTTON FABRICS WOVEN	23,788,079	135,464,976	19,398,621	112,639,280
TEXTILE FABRICS (OTHER THAN COTTON FABRS)	3,580,835	19,512,681	2,680,068	16,186,216
WOOLLEN CARPETS	996,145	4,525,886	713,684	4,180,351
TAPESTRIES				186
MANUFACTURE OF LEATHER	6,911,288	38,898,889	5,957,238	33,427,074
FOOTWEAR	1,574,879	7,392,681	1,160,439	5,308,466
SPORTS GOODS (EXCLUDING INDOOR GAMES)	2,041,132	11,208,095	1,637,063	9,357,195
TOBACCO MANUFACTURED	14,594	139,726	27,375	135,761
MEDICAL INSTRUMENT N.E.S.	31,873	311,832	116,790	371,485
FRUIT & VEGETABLE PREPARATIONS	1,015,601	3,203,519	370,151	2,474,437
FISH PREPARATIONS	75,701	113,377	42,025	167,026
CEREAL PREPARATIONS	511,338	2,739,353	342,061	1,970,155
GUAR PRODUCTS	409,680	2,279,773	438,869	1,700,680
FLOUR & MEAL OF OIL SEEDS	2,399	9,463	1,358	3,925
FISH MEAL & MEAT MEAL	611,625	2,117,657	496,865	1,092,697
PETROLEUM PRODUCTS	1,535,783	15,858,936	665,057	9,058,123
CHEMICAL & CHEMICAL PREPARATIONS	14,115,321	74,953,790	9,366,061	57,581,901
MACHINERY & TRANSPORT EQUIPMENT	1,735,188	10,527,883	1,518,036	10,369,464
ARTICLES OF APPAREL AND CLOTHING				
ACCESSORIES (INCLUDING HOSIERY)	68,984,552	353,920,750	50,685,037	273,834,226
OTHER MANUFACTURED GOODS	72,707,777	387,283,194	52,444,966	311,397,761

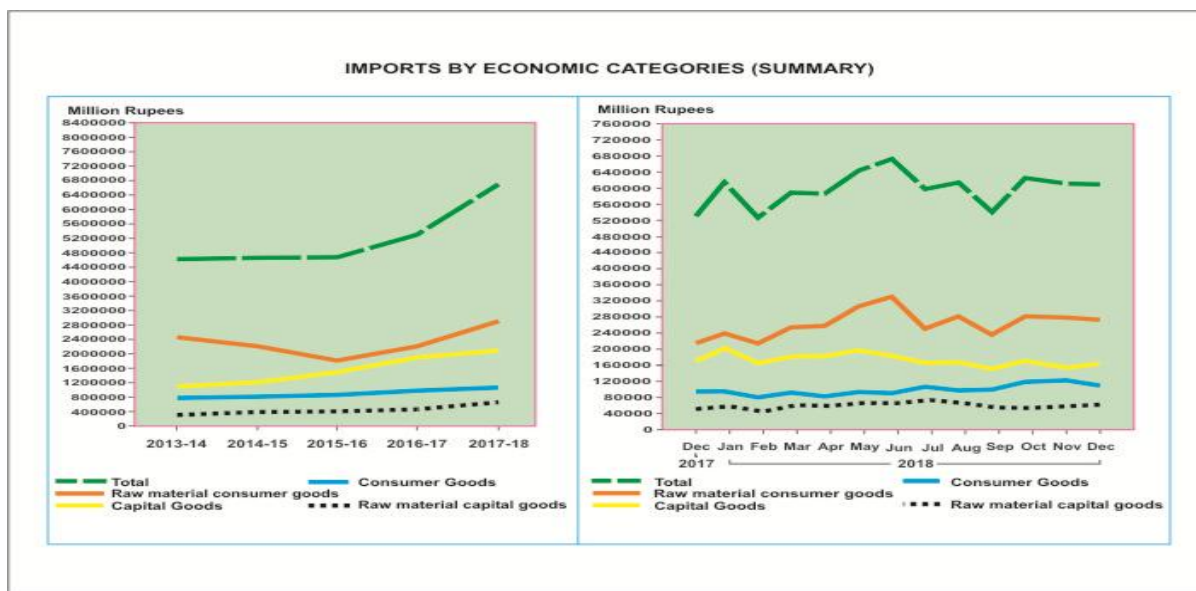
## 10.10 Imports by Economic Categories (Summary)

(Million rupees)

Year/Month	Total	Consumer goods	Raw material		Capital goods
			Consumer goods	Capital goods	
2013-14	4,630,520.8	780,192.2	2,462,189.2	306,810.4	1,081,329.0
2014-15	4,644,151.6	807,979.7	2,214,663.6	388,166.9	1,233,341.4
2015-16	4,658,748.9	870,976.8	1,887,884.5	417,209.9	1,482,677.7
2016-17	5,539,720.6	981,732.9	2,199,168.9	470,890.9	1,887,927.9
2017-18	6,694,896.7	1,070,539.0	2,878,787.6	660,986.3	2,084,584.0
2017 Dec	530,144.4	94,213.1	215,276.6	51,501.2	169,153.5
2018 Jan	614,925.2	95,441.3	239,943.6	57,597.6	221,942.7
Feb	526,140.8	80,427.2	235,531.0	44,934.4	165,248.3
Mar	588,568.5	92,213.3	253,911.9	60,912.7	181,530.6
Apr	586,223.9	86,783.9	257,115.7	59,537.7	182,786.6
May	667,561.9	94,634.4	307,555.5	67,821.1	197,551.0
Jun	672,111.9	90,918.4	330,118.1	67,301.4	183,774.0
Jul	597,827.6	107,550.7	251,380.8	72,735.8	166,160.3
Aug	614,125.7	100,034.9	280,276.7	67,014.4	166,799.7
Sep	545,495.8	106,902.7	235,590.4	53,902.6	149,100.1
Oct	626,030.9	119,406.3	281,160.6	54,574.4	170,889.6
Nov	611,629.9	122,541.6	276,761.7	57,997.3	154,329.3
Dec	609,595.6	109,445.8	272,431.7	63,292.4	164,425.6

Note: Total may not tally due to rounding of figures.

\* : Provisional



## 10.11 Imports by Economic Categories (Detail)

(In Thousand Rupees)

Items	December, 2018	From July, 2018	December, 2017	From July, 2017
<b>GRAND TOTAL</b>	<b>609595596</b>	<b>3604705502</b>	<b>530144384</b>	<b>3039364413</b>
<b>1. CONSUMER GOODS TOTAL</b>	<b>109445800</b>	<b>665881880</b>	<b>94213117</b>	<b>530120601</b>
010121 PURE BRED BREEDING HORSES		28382	53409	68157
010129 OTHER LIVE HORSES		4224		
010190 OTHER LIVE ANIMALS		1198		
010221 PURE BRED BREEDING BULLS	41059	214538	57486	109722
010290 OTHER LIVE BOVINE ANIMALS			319	319
010410 SHEEP LIVE		298359		
010511 FOWLS (CHICKEN) WT UPTO 185G	12764	697667	130365	832199
010594 OTH FOWLS OF THE SPE (CHICKEN)	179	435		
010599 OTH LIVE POULTRY		160		128
010613 CAMELS&OTH CAMELIDS(CAMELIDAE)				449
020120 OTH CUT WITH BONE BOVIN ANIMAL	269	269		
020130 MEAT OF BOV ANIM F/CH BON LESS	319	986	110	554
020220 OTH CUTS WITH BONE IN,BOV FROZ	14487	19748		
020230 MEAT BOV ANIMAL FROZE BONELESS	18066	182469	21250	145563
020422 O,CUTS OF SHEEP,FR/CHI BONE IN		685		
020423 OTH BONELESS MEAT OF SHEEP F/C		45		
020442 OTH CUTS OF SHEEP FROZ BONE IN	7304	9669		
020450 MEAT OF GOATS FRESH/CHILL/FROZ				567912
020610 EDIBLE OFFAL OF BOV ANIMAL F/C	64438	270487	41802	159399
020622 LIVERS OF BOV ANIMALS FROZEN	6889	32617	9050	37545
020629 O, EDIBLE OFFAL BOV ANI FROZEN	19871	37876	6019	28287
020680 OTH EDIBLE OFFAL OF ANIM FR/CH				42
020690 OTH EDIBLE OFFAL OF ANIM FROZN			2391	5549
020714 CUTS & OFFAL OF FOWLS FROZEN	8781	51057	1428	7136
020725 MEAT OF TURKEY FROZEN NOT CUT	144	144		
020745 OTH DUCK MEAT FROZEN	173	173		
020754 OTH GEESE MEAT FRESH/CHILLED				1797
021099 OTH EDI FLOUR/MEAL OF MEAT/OFL		1385		5486
030111 ORNAMENTAL FISH RFRESHWATER	5436	21915	2703	16004
030119 OTHER ORNAMENTAL FISH	298	827		396
030192 EELS. LIVE(ANGUILLA SPP)				292
030199 OTHER LIVE FISH	2463	10153	587	6490
030214 ATLANTIC SALMON F/CH EX.FILLET		897		
030219 OTH SALMO FISH,EXCL LIVER F/CH		13		2354
030229 O.FLAT FISH,EX.LIVER&ROES.F/CH	259	598	125	456
030299 OTH EDIBLE FISH OFFAL FR/CHILL				1
030319 O.SALMONIDAE FROZ,EX.LIVER&ROE				184
030329 O.TILAPIAS.EX.LIVERS&ROES FROZ	8500	8500		8
030339 OTH FLAT FISH,EXCL LIVERS FROZ		27561	17414	54061
030363 COD FISH EXCL LVR/ROES FROZEN				150
030389 OTH FISH FROZEN EXC.LIVER&ROES				910
030432 CATFISH F.FILLET&MEAT.FRE/CHI				29
030439 OTH FISH FILLET/MEAT FRESH/CHI		18		
030441 FR/CH FILLET OF PACIFIC SALMON	1306	6709	634	4099
030451 OTH FILLETS OF TILAPIAS.FRE/CH	189313	535635	213816	629153
030462 FROZE FILLET/MEAT.CATFISH FISH	96143	289455	179297	622549
030469 FROZEN FILLET OF OTH TILAPIAS				9
030483 FROZEN FILLET/MEAT.FLAT FISH		218		
030487 FROZEN FILLETS/MEAT OF TUNAS		95		87
030489 FROZEN FILLET/MEAT OF OTH FISH				66
030499 OT FISH FILET/MEAT FRE/CH/FROZ				2454
030510 FLOUR,MEAL&PELTS FOR FOR HUMAN				46
030520 LIVERS&ROES,DRIED,SMOKED,SALT				514
030549 OTH SMOKED FISH&FILLET NOT EDI				24
030559 OTH DRIED FISH SALT NOT SMOKED	8	13		
030569 OTH FISH SALT,NOT DRIED/SMOKED				2
030611 ROCK LOBSTER&SEA CRAWFISH FROZ	486	2223	187	1101
030614 CRABS FROZEN FIT FOR HUMAN CON		40		779

Contd.

## 10.11 Imports by Economic Categories (Detail)

(In Thousand Rupees)

Items	December, 2018	From July, 2018	December, 2017	From July, 2017
030616 COLD WATER SHRIMPS&PRAWNS FROZ				1688
030617 OTHER SHRIMPS & PRAWNS FROZEN		396	87	87
030729 OTH,SCALLOPS,CHLAMYS,FROZ,DRY				38
030742 CUTTLE FISH & SQUID LIVE FRESH				1232
030743 CUTTLE FISH & SQUID FROZEN			1645	1645
040110 MILK&CREAM OF A FAT UPTO 1%	585	8452	822	11873
040120 MILK & CREAM OF A FAT 1% TO 6%	6722	61463	6876	42258
040150 MILK & CREAM.FAT-EXCEEDING-10%		3444	1519	9513
040210 MILK IN POWDER FAT 1.5%	737370	4042065	862709	5482215
040221 MILK IN POWDER>1.5% FAT	75860	117665	65479	556066
040229 OTH,MILK IN POWDER>1.5% FAT	27	3530	5537	12171
040291 OTH MILK/CREAM NOT SOLID/SWEET	4952	14510	409	17991
040299 OTH MILK/CREAM SOLID,SWEETEND	28071	127310	10666	77488
040310 YOGURT	3006	12836	160	8029
040390 BUTTER MILK,CURDLED MILK/CREAM	224	381	255	3334
040410 WHEY POWDER	163852	838152	79262	1062950
040490 OTH PRODUCT CONSIST NATUR MILK	69631	226018	9609	172250
040510 BUTTER	10865	84818	31581	105990
040520 DAIRY SPREADS	3128	8562		
040590 OTH FATS&OIL DERIVED FR MILK	547	19984	13473	35655
040610 FRESH CHEESE	12891	168609	36705	151147
040620 GRATED OR POWDER CHEESE	60990	289848	24252	329257
040630 PROCESSED CHEESE NOT GRATED	52758	281892	47716	247711
040640 BLUE-VEINED CHEESE	1	1	274	449
040690 OTHER CHEESE	1529	20394	3607	10601
040711 FERTILIZED CHICKEN EGGS(FOWLS)	1081	95876		1237
040719 FERTILIZED EGGS OF OTHER BIRDS		91		1504
040721 O.FRESH EGGS OF CHICKEN(FOWLS)				7214
040729 OTH FRESH EGGS OF OTHER BIRDS		162		544
040811 EGG YOLKS,DRIED	257	22802	1454	11515
040819 EGG YOLKS,OTHER THAN DRIED		30515	838	25243
040891 OTH BIRDS,EGG,NOT IN SHELL DRY	42291	206165	19629	166334
040899 OTH BIRDS,EGG OTH THAN DRY				20
040900 NATURAL HONEY	53558	175211	37715	169229
041000 EDIBLE PRODUCT OF ANIMAL ORIGN	13	1081	223	1725
070110 POTATO SEEDS	238431	448896	306140	592796
070190 POTATOES,FRESH OR CHILLED	498	3910	598	2145
070200 TOMATOES,FRESH OR CHILLED	1000	3658468	2303	3006430
070310 ONIONS AND SHALLOTS	9997	1009982	11498	1366645
070320 GARLIC	487551	1827182	469661	4316680
070390 LEEK,OTH ALLIACEOUS VEGETABLES		128		1
070410 CAULIFLOWERS & HEADED BROCCOLI			124	427
070490 OTH;EDIBLE BRASSICAS,FRESH/CHI		23571	117	4733
070511 CABBAGE LETTUCE(H-LETUC)SALAD			11959	43514
070519 OTHER; LETTUCE		321	340	8583
070529 OTHER; CHICORY ROOTS		432		
070610 CARROTS AND TURNIPS	11	900	27	11473
070690 OTH SALAD.BEETROOT,RADISH ETC		10	4	1701
070700 CUCUMBERS&GHERKINS,FRESH/CHL	7029	1185149	6600	596567
070810 PEAS FRESH OR CHILLED	38	38	27	189
070820 BEANS (SAME),FRESH OR CHILLED				6
070920 ASPARAGUS,FRESH OR CHILLED			67	575
070930 AUBERGINES FRESH OR CHILLED			9	967
070940 CELERY OTH THAN CELERiac,F/CHL				161
070951 MUSHROOMS,FRESH OR CHILLED	50	1146	366	2633
070959 GLOBE ARTICHOKEs,FRESH/CHILLED		131	137	223
070960 FRUIT OF GENUS CAPSICUM F/CHLL		546	771	4820
070999 OTH VEGETABLES FRESH/CHILLED		6879	136	1723
071010 POTATO, FROZEN.				309
071021 PEAS(PISUM SATIVUM),FROZEN		5408	16	2217
071022 BEANS FROZEN		117		

Contd.



## 10.11 Imports by Economic Categories (Detail)

(In Thousand Rupees)

Items	December, 2018	From July, 2018	December, 2017	From July, 2017
071029 OTH LEGUMINOUS VEGETABLES FROZ			265	567
071030 SPINACH,NEWELAND SPINACH FROZ		341	40	40
071040 SWEET CORN, FROZEN	8111	31102	2118	14240
071080 OTHER VEGETABLES,FROZEN	16594	30103	755	1712
071090 MIXTURE OF VEGETABLES,FROZEN	10149	40868	13199	39360
071120 OLIVES PROVISIONALLY PRESERVED			313	568
071140 CUCUMBERS & GHERKINS PRESERVED				508
071190 OTH VEGETABLES, PRESERVED		2361	13	2482
071220 ONION; WHOLE DRIED,CUT	63	87669	8585	74294
071231 MUSHROOM GENUS AGARICUS DRIED		1544	210	1226
071233 JELY FUNGI DRY CUT WHOLE SLIC			507	507
071239 OTH TRUFFLE DRYCUT WHOLE SLIC	5766	45788	6451	38919
071290 OTH VEGETABLE MIXTURE DRIED	19538	87978	18129	167131
071310 PEAS DRIED SHELLED	243573	2922589	1387164	3512637
071320 GRAM DRY WHOLE	3225411	22898459	2666861	13593936
071331 BEANS OF SPECIES VIGNA MUNGO		10254	39555	159346
071332 SMALL RED (ADZUKI) BEANS				16307
071333 KIDNEY BEANS,INCL WHITE BENAS	1204643	4404394	878360	4552445
071339 GREEN BEANS,DRY WHOLE	100743	339172	27208	1091566
071340 LENTILES, DRY WHOLE	369999	3422947	186311	1028733
071350 BROAD BEANS & HORSE BEAN		29033	1976	29102
071360 PIGEON PEAS				3531
071390 BLACK METPE DRY WHOLE	376666	3000277	856221	4633681
071430 YAMS FRESH,CHILLED,FROZEN/DRIE	13837	25580	5076	6269
080111 DESICCATED, COCONUTS	91957	616533	63624	512162
080112 COCONUT IN THE INNER SHELL		9497		1518
080119 COCONUT SEED	34136	223625	10319	54152
080122 BRAZIL NUT SHELLED	3	3		
080131 CASHEW NUT IN SHELL	12	12		
080132 CASHEW NUT SHELLED		7758	103325	477339
080211 ALMOND IN SHELL	3942	43390	182819	542565
080212 ALMOND,SHELLED (GIRI).	13852	18427	203336	1451229
080221 HAZEL NUTS,IN SHELL	125	481	42	1768
080222 HAZEL NUTS,SHELLED				1
080231 WALNUTS IN SHELL(AKHROTE)	329588	1089566	80536	266456
080232 WAL NUTS SHELLED(AKHROTE)	110	1737	1165	1415
080251 PISTACHIO IN SHELL	52269	296964	34466	381139
080252 PISTACHIO SHELLED	27801	91726	38096	83810
080262 MACADAMIA NUTS SHELLED				1
080280 ARECA(BETAL NUTS)			156673	5248502
080290 OTHER EDIBLE NUTS	1006	7605	1607	2133
080390 OTHER BANANS FRESH OR DRIED		31		1
080410 DATES FRESH	123363	843424	120507	532131
080420 FIGS	6772	20416	8137	22713
080430 PINEAPPLES				460
080440 AVOCADOS			51	1015
080450 GUAVAS			7	16
080510 ORANGES	3	221		4263
080521 MANDARIN INC TANGERINE&SATSUMA		54		
080540 GRAPE FRUIT,FRESH OR DRIED				110
080550 LEMONS AND LIMES				14
080590 OTH CITRUS FRUITS FRESH/DRIED.	489	649		48
080610 GRAPES, FRESH	273903	12754753	7565	6117848
080620 GRAPES, DRIED	46757	138027	56874	165922
080711 WATERMELONS		82896		419372
080719 OTHER MELONS		46803	189	76867
080720 PAPAWS;(PAPAYAS/PAPITA)		3		
080810 APPLE, FRESH	1047170	1778273	996779	3082202
080830 PEARS FRESH			173	38539
080910 APRICORTS;FRESH(KHUBANI)	11	1091972		1038176
080929 OTHER FRESH CHERRIES		921		

Contd.

## 10.11 Imports by Economic Categories (Detail)

(In Thousand Rupees)

Items	December, 2018	From July, 2018	December, 2017	From July, 2017
080930 PEACHES,(INCLNECTR)ARROO FRESH				130
080940 PLUMS AND SLOES		465	97	12038
081020 RASBERRY,BLACKBERRY,ETC FRESH				63
081030 BLACK,WHITE/RED CURRANTS&GOOSE		163		3096
081050 KIWIFRUIT, FRESH			1875	4437
081090 POMEGRANATA,FRESH	239798	1842336	188039	1327280
081110 STRAWBERRIES,FROZEN				1572
081120 RASBERRY,BL.BERRY MULBERRY FRZ	30	431	7350	8371
081190 OTHER FRUITS AND NUTS,FROZEN	16655	31833		1078
081290 OTH FRUIT/NUTS PRESERVED PROVI	49064	107745	10284	27772
081310 APRICOTS DRIED	18135	59768	20490	113513
081320 PRUNES DRIED	30724	99054	4107	37643
081330 APPLES DRIED	3255	6238		4565
081340 TAMARIND	268837	970078	86032	416909
081350 MIXTURE OF NUTS,DRIED FRUITS		101	360	2420
090111 COFFEE NOT ROAST,NOT DECAFEINE				50
090112 COFFEE NOT ROAST,DECAFFEINATED		9		3
090121 COFFEE,ROAST,NOT DECAFFEINATED	16155	61687	8013	20229
090122 COFFEE ROASTED,DECAFFEINATED		18	458	1919
090190 OTH COFFEE HUSKS/SKIN/COFE SUB	11	585	8831	48884
090210 GREEN TEA PACK < 3 KG	13	35744	7102	21865
090220 OTHER GREEN TEA(NOT FERMENTED)	226487	1130857	116852	693883
090230 BLACK TEA & PARTLY FERMENT TEA	335	3012	44109	80642
090240 TEA DUST	6873216	37807536	5608038	29264042
090300 MATE				21
090411 PEPPER,BLACK,CRUSH NOT GROUND	119013	951813	215620	1633431
090412 PEPPER CRUSHED OR GROUND		1941		3233
090421 RED CHILLIES (WHOLE)		8356	27	34801
090422 RED CHILLIES (POWDER)	11868	70935	3053	14648
090520 VANILLA CRUSHED OR GROUND				21
090611 CINNAMON NOT CRUSHED OR GROUND	6729	30526	4949	23339
090619 OTHER CINNAMON	80964	495243	59019	452493
090620 CINNAMON & TREE FLOWER,CRUSHED		22		30
090710 CLOVES NEITHER CRUSHED/GROUND	111792	643573	39502	358057
090720 CLOVES CRUSHED & GROUND				1
090811 NUTMEG NEITHER CRUSHED/GROUND	16461	129351	5228	97117
090812 NUTMEG CRUSHED & GROUND		91		9
090821 MACE NEITHER CRUSHED/GROUND	26087	122131	25335	71091
090822 MACE CRUSHED OR GROUND		3173		
090831 LARGE CARDAMOMS NITHER-CRU/GRO	61228	753453	102944	728559
090832 CARDAMOMS CRUSHED & GROUND	4230	7873	1285	1899
090921 SEEDS-CORIANDER NITHER CRU/GRO	27284	263778	6758	228028
090922 SEEDS-CORIANDER CRUSHED/GROUND				4417
090931 SEEDS CUMIN.N-CRU/GRO(W.ZEERA)	12523	231331	83860	368945
090932 SEEDS CUMIN.CRUSH/GRO(W.ZEERA)	893	1662	5	224
090961 CARAWAY,ANISE,FENL,JUNI.N-CR/G	8246	114575	17315	104243
090962 CARAWAY,ANISE,FENEL,JUNI.CR/GR		3468		
091011 GINGER NEITHE CRUSHED/GROUND	781499	5594808	648336	3985047
091012 GINGER. CRUSHED OR GROUND	1122	3708	1503	2659
091020 SAFFRON, (ZAFRAN)	3	198	131	679
091030 TURMERIC (CURCUMA)	315	39061	19658	23829
091091 MIXTU OF PROD H-09.04 TO 09.10	21516	118387	1031	84069
091099 THYME BAY LEAVES	5251	42780	14546	52729
100111 DURUM WHEAT SEED				34
100290 OTHER RYE				576
100310 BARLEY SEED	20617	52196		
100390 OTHER BARLEY	42953	336808	5272	135153
100490 OTHER OATS		44403	11406	574606
100510 SEED, MAIZE	2606463	4433681	1799181	2330501
100590 OTHER MAIZE (CORN)	25234	152699	9173	84978
100610 RICE SEED FOR SOWING	165723	179733		543

Contd.

## 10.11 Imports by Economic Categories (Detail)

(In Thousand Rupees)

Items	December, 2018	From July, 2018	December, 2017	From July, 2017
100620 HUSKED (BROWN) RICE		214	9587	9587
100630 RICE BASMATI	6192	9678	3618	28088
100640 BROKEN RICE		2392	10908	47550
100790 OTHER GRAIN SORGHUM(JAWAR)				292
100821 SEED MILLET (BAJRA)	304	126697		
100829 OTHER MILLET (BAJRA)	9123	56422	39554	186567
100830 CANARY SEED		6269	12572	38158
100850 QUINOA				101
100890 OTHER CEREALS		3926		56
110100 WHEAT FLOUR	124	17548	145	4759
110220 MAIZE (CORN) FLOUR	252	5521	710	5192
110290 OTHER CEREAL FLOUR		130		943
110311 GROATS AND MEAL OF WHEAT				99
110313 GROATS&MEAL OF MAIZE (CORN)	94	11046	3443	11389
110319 GROATS AND MEAL OF OTH CEREAL		91	15	230
110320 PELLETS OF OTHER CEREALS	6061	9675		67768
110412 ROLLED OR FLAKED, OATS.	5767	28863	47	11961
110419 ROLLED/FLAKED GRAIN/OTH CEREAL		24		154
110422 OTHER WORKED GRAIN OF OATS		22952	10949	42696
110423 OTH WORK GRAIN OF MAIZE (CORN)			774	6827
110429 OTH WORK GRAIN OF OTH CEREALS		334		57
110430 GERM OF CEREALS,WHOLE,ROL,FLAK	214	214	159	384
110510 FLOUR,MEAL&POWDER OF POTATOES	82061	348866	42663	259064
110520 FLAKE,GRANULE/PELLETS POTATOES	14322	47859	6217	27842
110610 FLOUR,MEAL,POWDER,DRY LEGU VEG			79	79
110620 FLOUR,MEAL POWDER OF SAGO/ROOT				89
110630 FLOUR,MEAL POWDER PRD CHAPT-8		2137	86	2348
110710 MALT NOT ROASTED	26498	44676		
110720 MALT ROASTED	3	3		1047
110811 WHEAT, STARCH		2		
121020 HOP CONES,GROUND POWDER PELLET	1198	1198		
121120 GINSENG ROOTS		303		
121229 OTHER SEAWEDS& OTHER ALGAE		14068	3570	3570
121292 LOCUST BEANS (CAROB)				23
121299 OTHER FRUIT STONE&KERNELS/VEG		829	14	2181
121410 LUCERNE (ALFALFA) MEAL&PELLETS		4645		
121490 OTH SWEDES,MANGOLDS,FODDER,HEY				1404
130120 GUM ARABIC	5549	78442	2308	53079
160231 OTH PREP/PRESV MEAT OF TURKEY	267	2010	685	1249
160232 OTH PREP/PRESV MEAT OF FOWLS	19913	167082	60378	309965
160239 OTH PREP/PRESV,MEAT OTH POLTRY	14924	33967	17755	70667
160250 OTH PREP/PRES MEAT BOVIN ANIML	862	4822	1030	3808
160290 OTH PREP MEA OFL,BLOOD ANIMAL				87
160300 EXTRACT/JUICE OF MEAT,FISH ETC				73
160411 SALMON,FISH,WHOLE/PIE NOT MICE	1315	4463	833	1552
160413 SARDINE,BRISL/SPRAT W/P N-MINC		22	12	1262
160414 TUNAS,SKIPJACK,BONITO,WHOLE/PC	680	2254	300	1675
160417 EELS,WHOLE/PIECE NOT MINC		6		
160419 OTH FISH,WHOLE/PIECE NOT MINCE	8887	33476	6878	24988
160420 FISH MAWS	4	10462	4839	9081
160510 CRAB,PREPARED OR PRESERVED.	31	110		246
160529 OTH SHRIMPS&PRAWN PREPARED/PRE		776		
160552 SCALLOPS,INCL QUEEN SCALLOPS				134
160555 OCTOPUS PREPARED OR PRESERVED		6		
160558 SNAILS,OTH-THAN SEA PRE/PRESER				
170112 BEET SUGAR RAW NOT CONT FLAVOR		92		193
170113 GUR (JAGGERY)N-CON FLAVOUR/COL		79		537
170114 OTH CANE SUGAR RAW.N-CON FL/CO				59
170191 O.CANE/BEET SUGAR CON.FLAV/COL	47	707	167	1708
170199 WHITE CRYSTALLINE CANE SUGAR	38181	227312	27419	291727
170211 LACTOSE CONT BY WT>.99%LACTOSE	81970	941721	141964	796269

Contd.

## 10.11 Imports by Economic Categories (Detail)

(In Thousand Rupees)

Items	December, 2018	From July, 2018	December, 2017	From July, 2017
170219 OTH,LACTOSE AND LACTOSE SYRUP		2165		9
170220 MAPLE SUGAR	5	5	5	258
170230 GLUS SYP,DRY STAT FRVCT <20%	86008	511711	54992	392575
170240 GLUCOSE/GLUCOSE SYRUP<20% FRUC		3030		4
170250 CHEMICALLY PURE FRUCTOSE	2198	6888	177	4982
170260 OTH FRUCTOS SYP,50% WT OF FRAC		5475		1239
170290 MALTOSE	31590	375981	15278	366435
170310 CANE MOLASSES		203		
170410 CHEWING GUM,WH/NOT SUGA COATED	13866	80180	10933	79515
170490 WHITE CHOCOLATE	76310	452221	101157	499113
180100 COCOA BEANS,WHOLE,BROKEN,ROAST			1742	1742
180310 COCOA PASTE,NOT DEFATTED(LICOR	50571	211206	8325	74433
180400 COCOA,BUTTER,FAT AND OIL	100362	451607	25769	242157
180500 COCOA POWDER,NOT CON ADDED SUG	163803	974869	82189	716749
180610 COCOA POWDER,CON ADDED SUGAR	3359	14077	1068	5679
180620 OVALTINE	67393	500707	64331	354602
180631 OTH FOOD PREP COCOA BARS FILD	30047	78205	70177	201286
180632 OTH FOOD PREP COC BAR NOT FILD	11959	34634	479	3627
180690 OTH,FOOD PREP CONT COCOA LIQUD	111955	594336	68011	315637
190110 FOOD PREP FOR INFANT USE	1955529	7939544	852938	5760703
190120 MIXES&DOUGHS FOR PREP BAKER	15090	70353	5054	59862
190190 MALT EXTRACT	320164	2250989	204666	2034604
190211 UNCOOK PASTA,NUT STUFED CON EGG			6	310
190219 MACARONI RAW	6169	35859	5883	31004
190220 STUFFED PASTA,WHETH/NOT COOKED		158	11	27
190230 OTHER PASTA	1042	12612	530	14926
190240 COUSCOUS WHETER OR NOT PREPARE		10		68
190300 SAGO	9611	49422	4085	29912
190410 CORNFLAKES	39063	271997	42936	268922
190420 PREP FOOD UNROAST CEREAL FLAKE	15	52	606	1052
190430 BULGUR WHEAT	33	33	7	7
190490 OTH PREP FOOD OBTAIN BY CEREAL	6455	105680	17579	90929
190510 CRISPBREAD AND BUNS	14	380	50	59
190531 SWEET BISCUITS	13981	95114	15462	95802
190532 WAFFELS AND WAFERS	10933	65361	18220	117965
190540 RUSK,TOASTED BREAD & PRODUCTS	6333	18819	4458	16862
190590 OTHER BAKERY PRODUCTS	48266	312807	58766	303826
200110 CUCUMBER,GHERKINS PREP/PRESERV	457	3206		1209
200190 PICKLES	4765	33884	2253	19674
200210 TOMATOES,WHOLE/PIECE,PREP/PRSV		1247	38	251
200290 TOMATOES PASTE	61646	309790	39229	241635
200310 MUSHROOM,PREP/PRSV O/TH VINHER	15109	73677	12447	56112
200390 OTH MUSHROOM&TRUFFLE PREPARED		4741	1005	1038
200410 POTATO,PREP/PRSV,O/TH VINGERS	120746	601755	85038	624182
200490 OTH VEG MIX/VEG PREP O/TH VING	2814	14997	989	10674
200510 HOMOGENIZED VEGETABLES	87	1006		124
200520 POTATO PREP O/TH VING NOT FROZ	160	3807	4741	11422
200540 PEAS PREP O/TH VINGER NOT FROZ	325	3548	1002	3755
200551 BEAN SHELDED PREP O/TH VING N/FZ	558	1933	287	3171
200559 OTH BEAN PREP O/TH VING NOT FZ	278	4049	834	5234
200560 ASPARAGUS,PREP O/TH VING N-FZ			29	202
200570 OLIVES PREP O/TH VING NOT FROZ	29200	118155	23857	115769
200580 SWEET CORN,PREP/PRESV NOT FROZ	6972	44054	9566	48766
200591 BAMBOO SHOOT	56	321	31	197
200599 OTH VEGE PREPARED OR PRESERVED	12559	27988	2679	19387
200600 VEG,FRUIT,NUTS,PEEL PRE BY SUG	151	2807	183	1185
200710 HOMOGENENISED PREPARATIONS	732	2187	217	3784
200791 OTH,CITRUS FRUIT COOKED PREP				679
200799 OTH JAM,FRUIT,JELLY,MARMALADE	11728	57983	11043	72636
200811 GROUND NUTS,PREP/PRESERVED	988	2363	9	24011
200819 OTH NUTS/SEED INCL MIXTURES	9286	106603	56265	236435

Contd.

## 10.11 Imports by Economic Categories (Detail)

(In Thousand Rupees)

Items	December, 2018	From July, 2018	December, 2017	From July, 2017
200820 PINEAPPLES,PREPARED/PRESERVED	30667	222226	34188	276458
200830 CITRUS FRUIT,PREPARE/PRESERVED	5723	27846		45637
200840 PEARS,PREPARED OR PRESERVED		3259		10286
200850 APRICOTS,PREPARED OR PRESERVED			24	1479
200860 CHERRIES,PREPARED OR PRESERVED	2335	6974	595	3915
200870 PEACHES,PRPARED OR PRESERVED		305	24	5600
200880 STRAWBERRIES,PREPARE/PRESERVED		8181	769	8306
200893 CRANBERRIES	10	105		8
200897 MIXTURES OF FRUITS,NUTS&PLANTS	93222	379893	78762	321134
200899 OTH FRUITS,NUT/EDIBLE PLANTS	3648	51940	7650	53229
200911 ORANGE JUICE,FROZEN	13748	30173	4306	18351
200919 OTHER ORANG JUICE	164	23967	2552	39084
200929 OTHER GRAPE FRUIT,JUICE		1345	2	1189
200931 JUICE OF ANY SINGL CITRUS FRUT		140		
200939 OTH JUICE OF ANY CITRUS FRUIT	91	4044	623	11588
200941 PINEAPPLE JUICE ,BRIX VAL=20				1419
200949 OTHER PINEAPPLE JUICE		30976	37373	132670
200950 TOMATO JUICE				32
200969 OTHER GRAPE JUICE	204	180266	78	239877
200979 OTHER APPLE JUICE		43482	5274	33647
200981 CRANBERRY JUICE				480
200989 OTHER JUICE OF FRUIT/VEGETABLE	4085	88269	20294	227075
200990 MIXTURES OF JUICES	1046	6996	2988	27737
210111 INSTANT COFFEE IN BULK	42051	417157	116444	427242
210112 PREP WITH A BASIS OF EXTRA/COF		2092		708
210120 EXTACT,ESSENCE ETC OF TEA MATE	17823	41288	4752	33527
210130 ROASTED CHICORY/OTH COFEE/SUB		5838		13
210210 ACTIVE YEASTS	83789	398989	119054	404103
210220 INACTIVE YEASTS,OTH SINGL CELL	5	37571		1591
210230 PREPARED BAKING POWDERS		26326	509	14531
210310 SOYA SAUCE	26792	114024	23404	85240
210320 TOMATO KETCHUP/OTH TOMATOSAUCE	5318	33991	1299	65264
210330 MUSTARD FLOUR/MEAL/PREP MUSTAR	6895	17306	7800	51132
210390 OTH SAUCES PREP/MIX SEASONING	39704	283814	45009	207892
210410 SOUPS/BROTHS & PREP THEREOF	127	3200	210	2300
210420 HOMOGENISE COMPOSITE FOOD PREP		8	10	1254
210500 ICE CREAM,OTH EDIBLE ICE	2794	100884	11121	52055
210610 PROTEIN HYDROLYSATES	2437	158354	2108	4546
210690 FLAVOURING POWDER FOR PRE FOOD	660870	3673419	479497	3246533
220110 MINERAL WATERS	10112	29370	2196	17351
220190 OTH,NATURAL/ARTIFICIAL WATERS	557	5988	899	7035
220210 AERATED WATERS CONT SUGAR	18526	284376	80574	356458
220291 NON-ALCOHOLIC BEER	4420	28623	7565	22998
220299 OTH WATER CONT. SWEETENING MAT	6449	106957	9599	86635
220300 BEER MADE FROM MALT		2052	438	3863
220410 SPARKLING WINE	611	1453	7	4358
220429 OTH WINE OF FRESH GRAPES>2LT		1425	1841	2461
220510 VERMOUTH/OTH WINE F/GRAPE<2LTR		383	23	370
220590 VERMOUTH/OTH WINE F/GRAPE>2LTR	536	536		
220820 SPIRIT OBT BY DISTIL GRAPEWINE				21
220830 WHISKIES		713		1062
220840 RUM&OTH SPIRITS DISTILL SUGAR				4
220850 GIN AND GENEVA				10
220860 VODKA	296	461	6	174
220870 LIQUEURS AND CORDIALS	367	450	93	3858
220890 OTH SPIRIT/SPIRITOUS BEVERAGES		265	1	712
220900 VINEGAR&SUBSTITUTE,ACTIC ACID	3414	19632	2687	16981
230120 SHRIMP MEAL			146	216
230230 BRAN SHARP & RESIDUES OF WHEAT		4	3112	6310
230250 BRAN SHARP RESIDUE LEGUM PLANT			20205	169355
230310 RESID.STARCH MANUF&SIM RESIDUE		110		

Contd.

## 10.11 Imports by Economic Categories (Detail)

(In Thousand Rupees)

Items	December, 2018	From July, 2018	December, 2017	From July, 2017
230330 BREWING/DISTILLING DREGS/WASTE		25450	2341	581854
230400 OIL-CAKE/OTH S/RESID SOYABEAN	552	12936	18820	3204804
230610 OIL-CAKE/OTH RES.COTTON SEED			180	180
230630 OIL CAKE/OTH SUNFLOWER SEEDS	2	4059	494498	502426
230649 OIL CAKE/OTH RESID RAPE SEEDS	1959	4974		
230650 OIL CAKE/OTH RESIDUES,COCONUT				780
230660 OIL CAKE/OTH RESIDUE,PALM NUTS	364318	2417645	299054	2118860
230690 OIL CAKE/OTH SOLID RESIDUE,VEG			2	7
230800 VEG MATL & VEG WASTE,VEG RESID	36442	144554		17802
230910 DOG/CAT FOOD,PUTUP RETAILSAL	39143	214275	29798	183795
230990 PREPARATIO FOR FEED SUPPLEMENT	921817	4588490	719984	3473352
240210 CIGAR,CHEROOTS CONTAIN TOBACCO	595	3472	365	1664
240220 CIGARETTES CONTAINING TOBACCO		525	54	7589
240290 CIGAR,CHEROOTS/TOBACCO SUBST		39	9	13
240319 OTHER SMOKING TOBACCO	9815	17861		378
240391 HOMOGENISE/RECONSTITUTE TOBACO	1217	17134		4991
240399 TOBACCO,CHEWING	358	17139	4905	8709
271012 MOTOR SPIRIT	37380546	264124593	29539365	172934290
271019 KEROSENE	1795825	10823815	1462061	6513843
293510 N-METHYLPERFLUROCT SULPH		5646	410	644
293520 N-ETHYLPERFLUROCTAN SULPH			355	355
293530 N-ETHYL-N-(2-HYDROXYETHYL)		1184		
293550 OTH PERFLUROCTANE SULPHONAMIDE			1940	3162
293590 O-TOLUENE-SULPHONAMIDE	199150	1186275	203917	965259
293621 VITAMIN A ITS DERIVATIVE UNMIX	32242	269142	26700	219020
293622 VITAMIN B1/ITS DERIV UNMIXED	29570	318749	97296	237784
293623 VITAMIN B2/ITS DERIV UNMIXED	76030	294996	21505	124934
293624 D-,DL-PANTOTHENIC ACID(VITB3B5	34724	370978	70713	274508
293625 VITAMIN B6/ITS DERIV UNMIXED	31427	321739	77868	270788
293626 VITAMIN B12/ITS DERIV UNMIXED	50933	439507	101991	387448
293627 VITAMIN E/ITS DERIVATIVE UNMIX	36708	625191	61856	467870
293628 VITAMIN D/ITS DERIVATIVE UNMIX	79854	506037	65915	358437
293629 OTH VITAMIN/ITS DERIV UNMIXED	173067	845819	110340	665035
293690 OTH INTER-MIXTURE PROVITAMINS	1436	367105	48175	201490
293712 INSULINE AND ITS SALTS	69744	163558		52
293719 OTHER POLYPEPTIDE HARMONES	20272	79397	5299	58809
293721 CORTISONE/HYDRO/PREDNISON ETC	26253	269070	34633	193291
293722 HALOGENATE DERIV ADERNAL HORMN	84313	577969	63417	505208
293723 OESTROGENS AND PROGESTOGENS	42019	846375	7818	494677
293729 OTH,STEROIDAL HARMONES,DERIVAT	108750	243404	32036	211600
293750 PROSTAGLANDINS,THROMBOXANES&DR	31693	119125	14425	68255
293790 OTH HORMONES/ITS DERIVATIVES	7794	77505	3150	89563
293810 RUTOSIDE(RUTIN)/ITS DERIVATIVE				1238
293890 GLYCOSIDES BASE PESTICIDES	81893	739078	48903	318284
293911 CONCENTRATES OF POPPY STRAW	10256	65427	22053	29818
293919 OTH ALKALOIDS OF OPIUM/DERVATI	12872	111256	24511	116958
293920 QUININE SULPHATE		728		2315
293930 CAFFEINE AND ITS SALTS	33770	303536	2535	119531
293942 PSEUDEOPHEDRINE(INN)/ITS SALT			62	62
293949 OTHER,EPHEDRINE AND ITS SALTS		172257	17433	145980
293959 OTH THEOPHYLLINE/AMINOPHLLINE	37653	206614	32363	132236
293962 ERGOTAMINE (INN) AND ITS SALTS	1015	4459		771
293969 OTH ALKALOID OF RYE ERGOT/SALT	298	194639	140789	380252
294000 SUGARD O/T SUCROSE/LACTOSE ETC	60942	471944	94140	433115
294110 PENCILLINE/DERV/ACID/SALT ETC	56606	297001	62537	301667
294120 STREPTROMYCIN/DERIV/SALT THROF	9352	59936	22281	75716
294130 TETRACYCLINE/DERIV/SALT THROF	90156	608875	63716	443451
294140 CHLORAMPHENICAL/DERIV/SALT	47752	266255	11734	150451
294150 ERYTHROMYCIN/DERIV/SALT THROF	146375	1210940	176385	943597
294200 OTHER ORGANIC COMPOUNDS.	28623	186446	43640	191235
300120 EXTRACTS OF GLAND/OTH ORGAN	2	2		

Contd.

## 10.11 Imports by Economic Categories (Detail)

(In Thousand Rupees)

Items	December, 2018	From July, 2018	December, 2017	From July, 2017
300190 OTH GLAND ORGAN,EXTRACT,HAPRIN		64		12
300211 MALARIA DIAGNOSTIC TEST KITS		3		21
300212 ANTISERA/OTH BLOOD FRAC MODIFY		17620		3903
300213 IMMUNOLOGICAL PROD.,UNMIX,UNPK				596
300215 IMUNOLOGICAL PROD IN DOSE/PACK	431	4252	135	702
300219 OTH IMMUNOLOGICAL PRODUCTS	341	8486		6852
300220 TATNUS TOXIDE	4173103	18503296	3582994	10338759
300230 VACCINE VETERINARY MEDICINE	1154734	3957926	589405	3806908
300290 HUMAN BLOOD	46065	300143	58117	348752
300320 MEDICAMENT OTH ANTIBIOTICS	22075	175759	54591	266627
300339 OTH,MEDICEMENT HARMONE ANTIBTC	10855	230164	54329	191706
300390 UNANI,AYURVEDIC/OTH ORIENT MED	113601	497211	113633	451806
300410 AMPICILLIN,AMOXICILLIN-CAP/CYRU	11835	135427	36284	176321
300420 MEDICAMENT OTH ANTIBIOTICS	121576	1280811	323449	1968407
300431 MEDICAMENT INSULIN NOT ANTIBTC	553012	3062881	490729	2600162
300432 MEDICIMENT ADERN CORTC HARMONE	52805	269751	18844	171147
300439 OTH MEDICIMENTHARMONE NOT ANT	207736	1005640	261758	998324
300449 MEDICAMENT ALKALOID DERV ANTI	2883	37244		5426
300450 COD LIVER OIL MEDICINAL	11579	120725	7935	84202
300460 OT ANTIMALARIAL ACTI PRINCIPLE				59948
300490 UNANI AYURVEDIC,OTH ORIENT MED	5205113	27101967	2571628	19445086
300510 SURGICAL TAP IN JAMBO ROLLS	72061	333135	25086	198269
300590 ACRYNOL PAD	37748	164748	33123	175787
300610 VASCULAR GRAFTS	403634	1032759	27415	662840
300620 BLOOD-GROUPING REAGENTS		1780	1036	1047
300630 OPACIFY X-RAY EXAM DIAGNOSTIC	3205	3559	88	4126
300640 DENTAL CEMENT/DENTAL FILLING	7644	68180	12041	59149
300650 FIRST AID BOXES AND KITS.	22	2459	388	1374
300660 CHEMICAL CONTRACEPTIVE HORMONE		10778		26356
300670 GEL PREP HUMAN/VETERINARY USE	3545	16200	1211	27837
300691 APPL IDENTIFIABLE, OSTOMY USE	14598	26918	14190	25080
321519 FLOURESCENT INK	322086	2385531	259745	1218064
321590 BALL POINT/FINE LINER INK	72852	300460	55970	461408
330112 ESSENTIAL OIL OF ORANGE	15045	62335	5128	47648
330113 ESSENTIAL OIL OF LEMON	3672	70702		112114
330119 OTH ESSENTIAL OIL/CITRUS FRUIT	85469	298558	47770	301658
330124 ESSENTIAL OIL OF PEPRAMINT		9774	1436	9574
330125 ESSENTIAL OIL OF OTHER MINTS	4650	18758	204	7346
330129 ESSENTIAL OIL OF CITRONELLA	36623	114197	6467	74807
330130 RESINOIDS	1609	17091	1629	5150
330190 CONCENTRATES OF ESSENTIAL OILS	32269	78893	4286	49229
330210 FLOUROURS/CONC FOR BEVERAGES	358303	2857144	219744	2153412
330290 MIXTURE FOR COSMETICS INDUSTRY	692764	3919490	442243	2896539
330300 EAU-DE-COLOGNE	98638	356393	53969	299908
330410 LIP MAKE-UP PREPARATIONS	21224	108245	19354	117968
330420 EYE MAKE-UP PREPARATIONS	22240	105155	17505	86939
330430 NAIL POLISH	6245	50246	12464	57046
330491 FACE POWDER	86909	343357	42873	278609
330499 FACE AND SKIN CREAM AND LOTION	215024	1115181	244901	1200748
330510 SHAMPOOS	137933	892477	141649	813381
330520 PREP PERMANENT WAVING/STRAIGHT	18056	121722	13911	79799
330530 HAIR LACQUERS	290	10946	286	10056
330590 CREAM HAIR	117784	680587	123472	669419
330610 TOOTH PASTE	19051	147883	24612	209594
330620 YARN,CLEAN TEETH(DENTAL FLOSS)	715	1460	371	2120
330690 OTH,PREP ORAL/DENTAL HYGIENE	3114	17484	1142	18277
330710 PRE/AFTER SHAVE PREPARATION	16045	59393	10820	82491
330720 PERSONEL DEDORANT&ANTIP RSPRNT	81262	384089	49927	361886
330730 PERFUMED BATH SALT/OTH PREP	203	9665	843	9596
330741 AGARBATTI/OTH ODORIFEROUS PREP	141	211	434	1795
330749 OTH PREP PERFUMING ROOM/RELIGS	37641	128714	19377	144966

Contd.

## 10.11 Imports by Economic Categories (Detail)

(In Thousand Rupees)

Items	December, 2018	From July, 2018	December, 2017	From July, 2017
330790 CONTACT LENSE SOLUTION	9866	25952	12929	53387
340111 SOAP&ORGANIC SURFAC-ACTIV PROD	30918	400399	121829	887904
340119 OTH,SOAP ORG-SURFAC-ACT PROD	28961	103718	41799	89453
340120 SOAP IN OTHER FORMS	21231	176682	45352	501429
340130 ORGANIC SURFACE ACTIVE PRODUCT	44476	363124	38637	268174
340211 SULPHONIC ACID (SOFT)	442093	2184554	445142	2521031
340212 CATIONIC PHARMACEUTICAL GRADE	95533	349531	39353	111065
340213 ORG SURFACE ACTIVE NON-IONIC	347715	2377256	315324	2230861
340219 C A P B	45209	231503	15825	160316
340220 ORG SURF PREP PUTUP FOR R-SALE	26331	228390	26150	209613
340490 PREP WAXES INCL SCALING WAXES	161993	889842	123151	646469
340510 PO/CREAM/PREP FOR FOOTWEAR	43133	205720	47111	125797
340520 POL/CREAM/PREP, WOOD FURNITURE	746	9253	625	7345
340530 POL/CREAM/PREP,COACHWORK/METAL	1834	12251	889	6968
340540 SCOURING/PASTE/POWDER/OTH PREP	4648	5017	305	1060
340590 OTH POL/CREAM/PREP,F-WEAR/LETH	18103	110194	24636	113505
350190 OTH CASEINATE DERIV CASEN GLUE	983	6705	2687	5279
350211 EGG ALBUMIN DRIED		11705	980	8658
360300 SAFETY FUSES DETONATING FUSES		53073	7561	35089
360410 FIREWORKS			3525	13681
360490 OTHER,PYROTECHNIC ARTICLES		11321		
360610 LIQUID/LIQUEFIE GAS FUEL	33	5750	1341	7793
391740 FITING FOR TUBE ETC OF PLASTIC	65465	368382	76444	361579
391810 FLOOR COVERING OF POLYMERS V-C	16589	77807	29466	287444
392190 PL/SHEET POLYTHYLENE GR.03-.04	184021	1048442	122068	911965
392210 BATH,SHOWER WASH BASIN OF PLAS	16835	97061	5032	41053
392220 LAVATORY SEAT/COVER OF PLASTIC	1489	9260	332	15520
392290 OTH FLASH/SIM SANITARY PLASTIC	21227	77608	4893	38849
392310 BOXES,CASES,CRATES PLASTIC	55661	278038	47206	289437
392321 SACK&BAG OF POLYMER OF ETHYL	166460	1580593	315731	1540323
392329 SACKS & BAG OF OTHER PLASTICS	39480	285995	30382	207598
392330 BOTTLES	75099	410039	79307	434979
392340 SPOOLS,COPES,BOBINS ETC PLASTC	24591	136187	20790	134413
392350 STOPPERS,LIDS,CAPS ETC OF PLAS	132186	892795	85581	774545
392390 OTH PERFORMS MADE FROM POLYE	14820	271338	18549	155193
392410 TABLEWARE KITCHENWARE OF PLAST	39484	169230	34541	233238
392490 OTH,HOUSEHOLD/TOILET ARTICLES	61405	169080	25218	182318
392510 RESERVOIRS,TANKS,VATS>300 LTRS		66200	98	2922
392520 DOOR,WINDOWS FRAME&H-HOLD PLAS	9136	40551	7495	46314
392530 SHUTTERS,BLINDS&PARTS OF PLAST	1275	13291	3267	14120
392590 OTH,BUILDER-WARE OF PLASTIC,NS	43237	294431	59638	480356
392610 OFFICE/SCHOOL SUPPLY PLASTIC	27071	110404	40552	131995
392620 PLASTIC BELTS	17111	62279	18058	68263
392630 FITTING FOR FURNITUR/COACH PLA	2177	6329	1310	9576
392640 ORANMENTAL ARTICLES OF PLASTIC	128180	671693	94958	364348
400942 TUBE,PIPERUB WITH OTH.METL.FIT	4618	19691	6922	35067
401011 CONVEYOR BELTS WITH METALS		3983	45	2712
401012 CONVEYOR BELTS WITH TEX-METACS	75823	323955	71862	427305
401019 OTH CONVEYON BELT OR BELTING	56647	377097	22206	198813
401031 V-BELT RIBBED VEHICLE 60-180CM	63016	294361	65596	286491
401032 V-BELTS O/THEN V-RIBBED VEHICL	21665	194476	27828	160422
401033 V-BELTS 180-240CM VEHICLES	1023	5910	1120	4537
401034 V-BELTS OTH THEN V-RIBBED240CM	66	5450	194	2581
401035 TIMING BELT VH-87 CIR.60-150CM	252	3314	1125	6143
401036 TIMING BELT VH-87 CIR150-198CM		3191	4421	8621
401390 INNER TUBES OF AGRICUL TRACTOR	13061	47110	12829	86718
401410 SHEATH CONTRACEPTIVES	267665	844504	99659	824949
401490 OTH HYG/PHARMACEUTICAL ARTL	9911	59518	3602	31203
401511 GLOVES,RUBBER,SURGICAL	63612	293631	26219	221019
401519 OTHER GLOVES,RUBBER	70092	475988	66580	360251
401590 OTH ARTI APPRL/CLOTH ALL PURPS	3716	29586	2675	22181

Contd.



## 10.11 Imports by Economic Categories (Detail)

(In Thousand Rupees)

Items	December, 2018	From July, 2018	December, 2017	From July, 2017
401610 STOPPER, RUBBER	31990	191221	59318	189977
401691 FLOOR COVERING & MATS, RUBBER	15788	38697	5210	32335
401692 TIP ERASER OF CELLUAR RUBBER	126018	454172	98681	461452
401693 GASKETS OF RUBBER	238886	1142893	157667	974311
401694 BOAT/DOCK FENDERS,OF RUBBERS		15144	131602	216705
401695 OTH INFLATABLE ARTICLE OF RUBB	1705	13119	763	5709
401699 PRINTING BLANKETS,RUBBER	191733	1101382	176122	1237614
420100 SADDLERY&HARNESS FOR ANIMALS	143	259		1078
420211 SUITCASES,LEATHER/COMP-LEATHER	46018	149228	10496	79416
420212 TRAVEL BAGS OF PLASTIC TEX MAT	117897	670831	105486	481514
420219 OTH TRUNK,SUITCASE,VANITY-CASE	870	14606	2709	12999
420221 HANDBAG,COMP/PATENT LEATHER	90657	376148	33632	429017
420222 HANDBAGS,PLASTIC/TAXT MATERIAL	18366	107279	10609	107292
420229 OTH HANDBAGS,WITHOUT HANDLES	31180	150347	58994	298141
420231 ARTI.CARIED.IN POCKET. LEA/COM	3215	23761	3214	18935
420232 ARTIC CARRIED IN POCK TAXT MATE	4348	15758	1320	6583
420239 OTH,ARTI CRRIED IN HAND/POCKET	15374	101631	8938	130984
420291 OTH CONTAINER O/S OF LEA/COMPS	3831	43539	5984	19622
420292 OTH CONTAINER O/S PLAS/TEXTILE	10703	43050	6757	22232
420299 OTH CASES VULCANISED FIB/PBOA	30332	72542	3158	41181
420310 JACKETS, LEATHER/COMP-LEATHER	3432	41592	8773	211533
420321 GLOVES/MITTENS LEATHER SPORTS		743	75	2039
420329 GLOVES LEATHER FANCY	627	3847	6725	38755
420330 BELTS AND BANDOLIERS	5928	34685	11371	88806
420500 BELTING CONVEYOR LEATHER/COMP	79	4187	378	4965
430230 WHOLE SKINS&CUTTINGS ASSEMBLED		1	8	8
430390 OTHER, ARTICLES OF FURSKINS		572	600	1177
430400 ARTICLE OF FUR&ARTICLE THEREOF	246	15768	5824	14119
440131 WOOD PELLETS		4409	2047	3975
440139 SAW DUST & WOOD WASTE & SCRAP	341	6475	34	1171
440140 SAWDUST,WOOD WASTE,NOT AGLOMER	135	135		
440210 WOOD CHARCOAL OF BAMBOO NOT AG	981	5916		4852
441300 DENSIFIED WOOD,BLOCK,PLATE,ETC	10183	36223	1254	42057
441600 CASK,BARREL,VAT,TUB&OTH PRODCT		6649		2094
441891 OTH PANEL OF BAMBOO			35	65
441899 FLOURING PANELS	63022	251858	40541	269787
441911 BREAD,CHOPPING BOARD OF BAMBOO	3457	12159	2210	6260
441912 CHOPSTICKS OF BAMBOO	1728	4426	1394	12010
441919 OTH TABLE/KITCHENWARE OF BAMBO	2680	9737	1454	6136
441990 TABLE&KITCHENWARE OF OTH WOOD	4268	21156	5274	19745
442010 STATUETTES/OTH ORNAMENT WOOD		552	87	2037
442090 JEWELLERY BOXES, WOODEN	8883	57935	13696	56281
442110 CLOTHES HANGERS OF WOOD	3581	24479	3659	27728
450490 OTH, ARTICLES AGLOMERATED CORK		26	56	173
460121 MATS,MATTING&SCREEN OF BAMBOO	1205	5606	49	3991
460129 OTH MATS,MATTING&SCREN VEG MAT	459	600		
460192 OTH MATTING&SCREEN OF BAMBOO		595		493
460193 OTH MATTING & SCREEN OF RATTAN				20
460199 OTH PLATING MATERIAL N.E.S	1885	9462	532	1792
460211 BASKETWORK&OTH ARTICL OF BAMBO		2648	167	2043
460212 BASKETWORK&OTH ARTIC OF RATTAN		8		
460219 BASKETWORK&OTH ART OF VEG MATE	478	1368	2529	4369
481200 FILTER BLOCK,SLAB OF PAPERPULP		1851		1063
481490 OTHER WALLPAPER & COVERINGS.	40	258	15	3850
481620 SELF-COPY PAPER		7		1175
481690 OTHER COYING PAPER, C/T SIZE.	39	7721	726	3388
481710 ENVELOPES	1623	10771	1117	6873
481720 LETTER CARDS, PLAIN POSTCARDS	20	571	58	563
481730 BOXES,POUCHES,PAPER STATIONERY	2410	7223	686	3913
481810 TOILET PAPER	6581	54899	3554	22496
481820 HANDKERCHIEFS, TISSUES&TOWELS	5585	84182	8525	60493

Contd.

## 10.11 Imports by Economic Categories (Detail)

(In Thousand Rupees)

Items	December, 2018	From July, 2018	December, 2017	From July, 2017
481830 TABLE CLOTHS & SERVIETTES		2689	248	10497
481850 ARTICLES OF APPAREL&CLOTHING	27	1840	143	1166
481890 OTH ARTI LINEN,P&P GARMET/ASSE	54191	184465	9820	88383
481910 CARTON,BOXE&CASES CORRU PAPE	52885	399942	31521	210074
481920 FOLD/CARTO/BOXE&CASE,NON-CURRU	27597	182289	15913	112258
481930 SACKS&BAGS WITH BASE 40CM/MORE	5411	72487	571	5740
481940 OTH SACKS&BAGS,INCLUDING CONES	1642	35880	5178	54991
481950 OTH PACKING CONTAINERS/RE-SLEE	3586	26978	1664	14124
481960 BOX FILES,LETTER TRAYS,BOX,OFF	8569	34856	5141	35913
482010 NOTE BOOK ORDER BOOK/RECEIPTS	26965	72084	22083	80236
482020 EXERCISE BOOKS	4458	13160	1488	6006
482030 BINDERS,FOLDERS&FILE COVERS	18469	62407	14718	58663
482040 MANIFOLD BUSINESS FORMS/CARBON	106	991	489	1009
482050 ALBUMS FOR SAMPLES/COLLECTIONS	1388	3435	609	3256
482090 OTH BOOK COVER,BLOTING PAD,NES	5722	38989	7878	105968
482110 PAPER DECORATION OF VEH H-8711	33437	234682	34148	170654
482190 OTH,P&P/BOARD LABLES NOT PRINT	11943	83121	33605	260723
482210 BOBBINS, SPOOLS, CAPS, PULP.	11519	52017	4653	24061
482290 OTHER,BOBINS,SPOOL,CAPS ETC.PA	8483	64535	13962	65227
482320 FILTER PAPER AND PAPERBOARD	30176	129557	16288	55964
482340 ROLLS,SHEETS AND DIALS,PRINTED	5973	19892	1764	9524
482361 TRAY,DISH,PLATE,CUP OF BAMBOO				7
482369 OTH TRAY,DISH,PLATE,CUP,P&BORD	38733	162903	21750	132459
482370 MOULDED/PRESSED ARTICL P-PULP	3419	7054	3152	7337
482390 CARDS FOR JACQUARD MACHINES	44458	250729	33912	218773
490110 PRINTED BOOKS IN SINGLE SHEETS	4799	20680	2558	12755
490191 DICTIONARIES AND ENCYCLOPAEDIA	955	1790	1237	4912
490199 HOLY QURAN	639529	2304731	602418	1652714
490210 NEWSPAPERS,JOURNAL 4-TIME/WEEK		246		80
490290 OTHER NEWSPAPER,JOURNALS PERIO	2972	22217	2977	22290
490300 CHILDREN DRAWING/COLOUR BOOKS	5269	17346	4712	15483
490400 MUSIC, PRINTED IN MANUSCRIPT.			6	17
490510 GLOBES	200	364	452	1137
490591 OTH PRNTD MATER BOOK FORM/ATLS			262	262
490599 OTH MAPS AND HYDROGRAPHIC/W-PA	235	1745	421	5706
490600 PLANS/DRAWINGS FOR ARCHITECTS	21644	190594	93062	778977
490700 UNUSED POST,REV,SIMILAR STAMP	651	1519040	4443	207658
490810 TRANSFERS ,VITRIFIABLE.	5427	28508	1403	7752
490890 OTH,TRANSFERS(DECALCOMANIAS)	8468	49910	5959	31110
490900 PRINTED/ILLUSTRATED POSTCARDS	747	1606	289	814
491000 CALENDAR OF ANY KIND PRINTED.	11407	19131	7888	13811
491110 TRADE ADVERTISING MATERIAL.	14125	101141	20962	91072
491191 PICTURES,DESIGNS&PHOTOGRAPHS	620	5599	607	4996
500600 SILK YARN/ YARN SPUN WASTE NRS				67
500710 FABRICS OF NOIL SILK		4078	3469	20255
500720 OTH FAB CON>80% WT OF SILK	172438	383048	43658	138494
511111 WOVEN FABRICS CARDED WOOL,85%		17061	129	51191
511119 OTH WOVEN FABRICS CARDED WOOL	25758	106510	6913	238254
511120 OTH MIXED MAN-MADE FILAMENTS		17706		16
511130 OTH MIXED MAINLY/SOLELY M-MADE		15077		458
511190 OTH WOVEN FAB CARDED WOL/HAIR	31782	163798	22433	394292
511211 WOVEN FAB.COMBED WOOL 85%/HAIR		29975	1646	10375
511219 OTH WOVEN FAB COMBED WOOL 85%>		64346	104	107088
511220 OTH WOVEN FAB.COM.WOLL MIX.MMF		106774	626	12662
511230 OTH WOV.FAB.COM.WOOL MIX.M/MSF	460	15033		70645
511290 OTH WOV.FAB.CARDE WOOL/FA-HAIR	118	79529	2017	24104
520790 OTHER,COTTON YARN PUT UP SALE	864	1549	374	1049
520811 WOV FAB COT WT<100G/SQM UNBLEA	4	4	2	2
520812 WOV FAB COT WT>100G/SQM UNBLEA	4	4		128576
520813 WOV FAB COT3-4THREAD TWIL UNBL		302		
520819 OTHER WOVEN COTTON FAB UN-BLH	22887	42891	9726	28737

Contd.

## 10.11 Imports by Economic Categories (Detail)

(In Thousand Rupees)

Items	December, 2018	From July, 2018	December, 2017	From July, 2017
520821		4485		8572
520822		265		670
520823			44	44
520829	128	8241		555
520831	1544	3396	146	1645
520832		2176	305	321
520839	5294	9313	2707	28702
520841	30	30	939	1725
520842	4331	29452	24150	88817
520843		2443	80	80
520849	10629	40590	1030	18925
520851	62229	561411	69837	447734
520852	10334	32110	3219	7136
520859	1443	20874	1586	24440
520911		1324	3	79
520912				4303
520919	17	20	24	726
520921			569	777
520922		3		73
520929		2006	102	8193
520931	57	57	5252	7485
520932	315	520	63	1528
520939		8860	183	3603
520941		27		
520942	3358	31739	30609	134907
520949	1261	1447	7356	18647
520951				1015
520952				75
520959	453	2336	744	2767
521011				19223
521019		259		2531
521021		12493		7035
521029		216		254
521031		7222		16644
521032				26
521039		375	3584	13517
521041	8292	17937	265	6948
521049	8457	53198	1797	19930
521051		6		
521059	35083	227221	12220	109705
521111		249		
521119	59057	377230	15306	55371
521120				3051
521131	2050	2730		
521132		3269		1155
521139	57948	102318	14169	24154
521141		243		
521142	80778	108610	7929	104885
521149	45	146		10
521159	11444	50425	10591	52207
521211		80		
521212		206		60
521213	123	196	49	1572
521214		406		824
521215		178		1602
521221	106	106		
521223		10062	3240	11001
521224	864	1586		
530890				1414
530919	7925	14058		4191
530921				49

Contd.

## 10.11 Imports by Economic Categories (Detail)

(In Thousand Rupees)

Items	December, 2018	From July, 2018	December, 2017	From July, 2017
530929 OTH WOV FAB OF FLAX<85% BY WT	1951	2351	1349	1349
531090 JUTE, HESSIAN CLOTH		2		
540600 M-MADE FILAMENT YARN RETAIL-SL	58	3423		184
540710 WOV FAB HI-TENACI YRN NYLON PO	842	39105	22255	248503
540720 WOV FAB OBTAIN FROM STRIP,LIKE	14220	125251	12078	96377
540730 FAB PARALLEL SYNTH FILAMENT				80
540741 FAB 85% OR MORE NYLON FILMENT		841		4198
540742 OTH FAB 85% OR MORE DYED	46241	298580	21303	398045
540743 OTH W.FAB NYL FLAMT WT>85% DYE		116	49	437
540744 OTH W.FAB FILA DIF COL NYL>85%		17622	3652	29239
540751 OTH W.FAB TEXTURED POLY U-BLEA	91809	547365	56118	669351
540752 OTH W.FAB TEXTUR POLY DYED 85%	347030	2509173	681280	3998636
540753 OTH W.FAB DIF COL TEXTUR POLYS	163	17357		292
540754 OTH FAB TEXT POLY FIL PRINTED	387062	2896562	514762	2262736
540761 OTH FAB,NON-TEXT POLY FILAMENT	37728	318988	53975	361797
540769 OTH FAB POLY FIL TEXTILE MAT	4074	59538	19306	85576
540771 OTH WOV FAB SYNTH FIL BL/UN-BL		242		4332
540772 OTH WOV FAB SYNTH FIL DYED 85%	652	3593	287	2245
540773 OTH W.FAB DIF COL SYN FILA PRI	381	1962		1399
540774 OTH WOV FAB SYNTH FIL PRINTED		29345		
540782 OTH WOV FAB MIXED COTTON DYED	9553	12973	13380	60473
540783 OTH FAB SYN TEXMAT COLOR DYED	870	870	501	8306
540784 OTH FAB SYN TEX SQM MATERUAK	1338	61499	7029	20722
540791 OTH WOV FAB SYN F/L UN-BLECHED				
540792 OTH WOV FAB SYN F/L NS DYED	2869	7303	12361	16745
540793 OTH WOV FAB SYN F/L NES COLOUR	195	2760	123	783
540794 OTH WOV FAB SYN FIL NES PRINT	15426	104607	34376	150601
540810 W.FAB HIGH TENCITY YRN VIS,RAY		7091		614
540821 OTH WOV FAB ART. FIL BL/UN-BL	35364	162694	11209	91659
540822 OTH WOV FAB ART. FIL DYED	1331	13379	13819	42166
540823 OTH WOV FAB DIFFERENT COLOUR				3715
540824 OTH WOV FAB ART. FIL PRINTED		10650	20387	130952
540832 OTH WOV FAB ART. FIL YARN DYED		3068		291
540833 OTH WOV FAB ART.FIL YARN COLOR	11	11		
551211 WOV FAB-SYN STAPLE FIBR.UN-BLE		53677		5030
551219 OTH WOV FAB OF SYN STAPLE FIB	10080	65610	5935	135687
551221 W-FAB ACRYLIC FIB>85% UN-BLECH		18		
551229 O/W-FEB ACR STA FIB>85%WT ACRY		10149	52	6183
551291 WOV FAB SYN STAP FIB UN-BLECH		37		507
551299 FAB>85%W DIS SYN FAB UN-BLECHE	1007	4952	1379	6417
551311 W.FAB SYN.S.FIB COT.170G.UN-BL		3	56	164
551312 3/4-TH.TWIL-COT<170G.P.S.F.U-B			708	2015
551319 O/W-FAB-S.S.F-COT-170G.UN-BLE				403
551321 W-FAB SYN STA FIB MX COT DYED		708	29	4569
551323 POLYS,COT,STAP FIB<170G DYED		4883	295	28675
551329 OTH FAB SYN STAP FINRE DYED	170	1358		4842
551331 WOV FAB SYN STAP FIB COLOUR YR		2023		4985
551339 OTH WOV FAB STAP FIB<170G/SQM		379	1186	1186
551341 WOV FAB POLY STAP FIB PRINTED		312		286
551349 O/W-FAB SYN STAP FIB MIX COTON	807	15167	51	963
551411 WOV.FAB P.S.F<85%.C>170G.UN-BL				16
551419 O/W-FAB-S.S.F-COT>170G.UN-BLE		933		1225
551421 W-F POLY STAP FIB<85% DYED	8553	37297	704	29488
551422 W-F POLY STAP FIB 3/4THRD DYED		22015	232	29772
551423 OTH FAB POLY FIB MIX COT DYED	532	981	1920	6194
551429 OTH FAB<85% MIX COT SYN FIB		475		13486
551430 3-4THREAD TWILL DIF COLOUR-PSF		2423		9292
551441 W-F SYN FIB<85% MIX COT PRINT		1012		
551442 W-F POL FIB MIX COT 3-4T PRINT		632	10298	17687
551449 O/W-FAB SYN MIX COT>170G PRINT		3944	23034	50772
551511 O/W.FAB.P.S.F-MIX-VISC.UN-BLEC	94	372241	7474	247353

Contd.

## 10.11 Imports by Economic Categories (Detail)

(In Thousand Rupees)

Items	December, 2018	From July, 2018	December, 2017	From July, 2017
551512 O/W.FAB.P.F- MIX-M.M.F.UN-BLEC		867		36332
551513 O/W FAB P.S.F.MIX WOL/F-HAI.BL	25	189465	24869	160828
551519 O/W FAB POLY STAP FIB UN-BLECH		3266		783
551521 WOV FAB ARCYL FIB MIX.M.M.F.BL		5493		321
551529 O.WOV FAB- ARCYLIC FIB UN-BLEC	1364	7006		6805
551599 O.WOV FAB OF M.M.FILA.UN-BLECH		526	55	1401
551611 W-FAB ARTI FIB 85%>BL/UN-BLEA		1783		9766
551612 W-FAB ARTI >85% BY WEIGH,DEYED	47564	510904	34235	1070558
551613 W-FAB ARTI FIB>85% WT DIFF-COL	14772	14772		6994
551614 W-FAB ARTI FIB>85% WT PRINTED	117051	783631	147505	1499292
551621 W-FAB ART FIB<85%WT MM.FILAM		859		
551622 W-FAB ART FIB<85% WT MM-F DYED		7059	21	165
551623 W-FAB ART FIB<85%WT D-COL,MM-F		73		276
551624 W-FAB ART FIB<85%WT MM-F PRINT		1810		
551642 W-FAB ART FIB<85%WT MX COT DYE			163	2618
551643 W-FAB ART FIB<85%WT MIX COTTON		214		1864
551644 W-FAB ART FIB<85% WT MIC PRINT		4928		
551691 W-FAB ART FIB<85%WT UN-BLE/BLE	282	400	3036	3036
551692 W-FAB ART FIB<85%WT MIX O/F DY		271	90	2390
551693 W-FAB ART FIB<85%WT D-COL,O/FI				333
560130 TEXTILE FLOCK,DUST & MILL NEPS	698	26017	1787	9340
560210 NEEDLELOOM FELT STICH-BOND FIB	8451	68946	28007	72603
560221 FELTS OF WOOL/HAIR,NOT COATED	12	760		917
560229 FELTS OTH TEXT MATE, NOT COATD	1432	11233		1167
560500 METALLISED YARN,TEXTILE YARN	455361	2451987	384032	2028989
560900 ARTICLES OF YARN,STRIP ROPE	716	10741	594	5100
570110 CARPETS OF WOOL, HAND KNOTTED	17141	100044	49448	183735
570190 CARPETS,KNOT OF OTH TEX MATERL	231	406		351
570210 KECEM,SCHUMACKS,KARAMAE.ETC.	2826	21609	4360	13701
570220 FLOOR COVERING COCONUT FIBRES		170		
570231 CARPETS F/COV.PILE CONS,M/MADE				4136
570232 SYNTHETIC TURF SPORTS FIELDS		2613		9686
570239 CARPETS ECT.AOT.MADE O/TEX MAT				2224
570241 CARPETS, (MACHINE MADE)	25	240		2040
570242 SYNTHETIC TURF SPORTS FIELDS	27975	230754	87109	325281
570249 CARPETS ETC.MADE OTH.TEX MATEL		54		
570299 RUGS OF COTTON	304	593	1	639
570310 CARPET ETC WOOL/FINE ANIM HAIR		76		
570320 SYNTHETIC TURF SPORTS FIELDS.	43027	154497	18959	111479
570330 SYNTHETIC TURF SPORTS FIELDS.	63109	563231	81336	406648
570390 CARPET/TUFT CARS/VEH O-TEX MAT	1711	3553	219	833
570410 TILES, < 0.3 SQM AREA.		1607		6329
570490 OTH CARPETS ETC.FELT N/TUFTED	18811	105907	30244	191779
570500 OTH CARPETS&OTH FLOOR COVERING	1556	14756	102	8294
580110 WOV.PILE FAB.CHENILLE FAB.WOOL		3292		2991
580122 CUT CORDUROY, OF COTTON	434	25675	765	21034
580123 OTH WEFT PILE FAB.OF COTTON.				176
580126 CHENILLE FABRICS, OF COTTON		201	1137	6908
580132 CUT CORDUROY, MAN-MADE FIBRES.				9906
580133 OTH WEFT PILE FAB.M/MADE FIBRE	47	967	1747	1879
580136 CHENILLE FAB. MAN-MADE FIBRES.	4131	23926	10420	33007
580137 WARP PILE FABRICS OF COTTON	3593	83895	7817	49329
580190 OTH PILE&CHENILLE FAB.TEX.MAT	266805	1278256	150077	590705
580219 OTH TERRY TOWEL/FABRICS,OF COT	80	282		128
580220 TERRY TOWEL/FABRICS, TEX.MAT		75		35
580230 OTH TUFTED TEXTILE FABRIC		97		
580300 GAUZE,OTHER THAN NARROW FABRIC		109		3
580410 TULLES AND OTHER NET FABRICS	176305	793919	21019	141455
580421 LACE MACHINE MADE,M-MADE FIBRE	51816	102269	6105	16629
580429 OTH,LACE MACHINE MADE,OTH MAT.	63675	432844	87248	355263
580430 LACE HAND MADE	1193	1322	154	718

Contd.

## 10.11 Imports by Economic Categories (Detail)

(In Thousand Rupees)

Items	December, 2018	From July, 2018	December, 2017	From July, 2017
580610 WOV.PILE FAB.& CHENILLE FABRIC	346	995	413	6185
580620 OTH WOV. FAB. ELASTOMERIC YARN	5325	97581	14550	79017
580631 OTH NARROW WOV FAB, OF COTTON.	1274	3776	256	2608
580632 OTH NARROW WOV FAB,M/MADE FIB.	51422	286078	46870	283525
580639 OTH,NARROW WOV.FAB,TEX.MAT	98	1888	1958	8848
580640 OTH FABRICS,WARP W/OUT WEFTASM		1756		
580710 BADGES, WOVEN	155755	775490	82128	566309
580790 OTH,LABELS,BADGES&ART.TEX/MAT	11176	76805	16911	138850
580810 BRAIDS IN THE PIECE	36	164		418
580890 OTH,ORNAMENTAL TRIM,TASSEL ETC	9439	28970	4953	7836
580900 WOV FAB.OF METAL TAREAD/YARN.		45	110	127
581010 EMBROIDERY W/OUT VISIBLE GROND		8	335	459
581091 OTHER EMBROIDERY,OF COTTON	150	6318		1255
581092 OTH EMBROIDERY,M-MADE FIBRES		28888		17847
590190 BUCKRAM	126819	630813	70096	438947
590210 TYRE CORD FAB HIT.YARN NYLPLMD	186798	1035528	178527	893671
590220 TYRE CORD FAB H/T YARN POLYSTR	41026	93388	24137	121535
590390 OTH,TEX FAB IMP,LAM, PLASTIC.	188794	1375760	273597	1454368
590410 LINOLEUM	96	96		
590800 TEX WICKS,WOVEN,LAMP,LIGHTERS	646	683	25	108
590900 TEX HOUSE PIPING/TEX TUBING.	22136	68547	6534	67013
591190 O-DRYER SCREEN, PAPER MAKING	48841	241758	43177	240435
600110 LONG PILE FAB,KNIT/CROC.UN-BLE	2083	13184	1538	16730
600121 LOOPED PILE FAB,COTTON.UN-BLEC		3580		
600122 LOOPED PILE FAB,M.M.FIB.UN-BLE	2874	37113	516	4846
600129 LOPED PILE FAB,O-TEX MAT.UN-BL	1690	59954	1806	34528
600191 PILE FAB,KNIT/CRO OF COT.UN-BL		1827		2836
600192 PILE FAB,KNIT/CRO,M-M-F.UN-BLE	2664239	8287433	1941739	8504310
600199 PILE FAB,KNIT/CROCH,O-T.M.UNBL	14	6526	97961	191027
600240 KNIT CROCH FAB<30CM,ELASTOME5%		125		29760
600290 OTH,KNIT/CROC FAB<30CM,ELAST5%		13759	268	7188
600310 KNIT/CRO FAB WOL/H W-30CM.UNBL			2070	2128
600330 KNIT/CRO SYN-FIB W-30CM.UN-BLE	1343	1997		
600390 O.KNIT/CRO FAB W-30CM.UN-BLE		500		281
600410 KNIT/CRO FAB WD>30CM ELASTYR5%	45049	86718	17543	92007
600490 OTH KNIT/CRO FAB WD>30CM ELAST	2003	16144	6860	30284
600521 WRAP KNIT FAB OF COT UN-BLECHE		10199	994	10018
600522 WRAP KNIT FAB OF COTTON DYED		416		56342
600524 WRAP KNIT FAB PRINTED	6859	54411		741
600535 WRAP KNIT FAB SYNTHETIC FIBRE	12622	105107	12311	79130
600536 WRAP KNIT FAB SYN.FIB UN-BLE	2181	100787	5617	66189
600537 WRAP KNIT FAB SYN.FIBRE DYED	93438	559880	80943	326588
600539 WRAP KNIT FAB SYN.FIB PRINTED	199	11827	331	193517
600541 WRAP KNIT FAB ART FIB UN-BLEAC		225	1653	1653
600542 WRAP KNIT FAB ART FIB DYED	25489	60962	3591	50609
600544 WRAP KNIT FAB PRINTED	7340	70035	24400	52355
600590 WR KN FAB O/TH H6001,6004.UNBL	8821	182352	23253	214036
600610 OTH KNIT/CRO FAB OF WOOL/HAIR		1838		
600621 OTH KNIT/CRO FAB COTTON UN-BLE		285		308
600622 OTH KNIT/CRO FAB COTTON DYED	1930	5668		2511
600623 OTH KNIT/CRO FAB COTON COLOR		18		
600624 OTH KNIT/CRO FAB COTON PRINTED		2224		678
600631 O-KNIT/CRO FAB SYN.FIB UN-BLEA	316	12493	36825	116354
600632 OTH KNIT/CRO FAB SYN.FIB DYED	240100	1934924	616577	3078154
600633 OTH KNIT/CRO FAB SYN.FIB COLOR	6194	39689	14151	22051
600634 OTH KNIT/CRO FAB SYN.FIB PRINT	425	56065	38571	147951
600642 OTH KNIT/CRO FAB ART FIB DYED	7	809	156	745
600643 OTH KNIT/CRO FAB ART FIB COLOR				327
600644 OTH KNIT/CRO FAB ART FIB PRINT		414		
600690 OTH KNITTED CROACHE FAB.UN-BLE	16968	85580	11906	71183
610120 MEN/BOYS OVERCOAT/SIM ARTICLE	979	1426		1876

Contd.

## 10.11 Imports by Economic Categories (Detail)

(In Thousand Rupees)

Items	December, 2018	From July, 2018	December, 2017	From July, 2017
610130 MEN/BOYS WIND JACKET/SIM ART.	5	459	75	2574
610190 OVERCOAT ETC.MEN OTH TEX KNIT.	1473	6302	1967	14645
610210 APPAREL/CLOTH/ACCESSORIES,WOOL				229
610220 APPAREL/CLOTH ACCES,OF COTTON,	6	2735	15	1134
610230 APPAREL/CLOTH ACCES,M-MADE FIB	15	1147	1466	5206
610290 APPAREL/CLOTH OF TEX MATEL,	50	1638	182	1031
610310 SUITS MEN'S/ BOYS KNITTED/CROC	4367	18239	2687	33725
610322 MEN/BOYS,ENSEMBLE,COTTON,KN/CR		1336	1010	3393
610323 MEN/BOYS,ENSEMBLE SYN/FIB,KNIT		5462		162
610329 MEN/BOYS,ENSEMBLE OTH TEX MAT,	2802	23546	336	4083
610331 JACKET/BLAZER MEN/BOY,WOOL F/H		86	11	1094
610332 JACKET/BLAZER MEN/BOY COT/KNYI	2356	455974	37434	84919
610333 JACKET/BLAZER MEN/BOYS SYN FIB	131	14922	8	4660
610339 JACKET/BLAZER MEN/BOYS OTH TEX	32506	185096	12376	264573
610341 TROUSERS,ETC.MEN/BOYS WOOL F/H		26		
610342 TROUSERS,ETC.MEN/BOYS COT/KNIT	2470	28105	1852	11601
610343 TROUSERS, ETC.MEN/BOYS SYN FIB	217	528		763
610349 TROUSERS,ETC.MEN/BOYS TEX MAT	9513	44014	5039	104555
610419 WOMEN/GIRLS,SUITS OTH TEX MAT	41	10321	418	12644
610422 WOMEN/GIRLS,ENSUMBLE,COTT/KNIT		155		206
610429 WOMEN/GIRLS ENSEMBLE,TEX MAT		1354	326	1411
610431 JACKETS/BLAZER W/GIRL WOL K/CR	85	400	822	1070
610432 JACKET/BLAZER W/GIRL COT KN/CR	400	25463	289	6382
610433 JACKE/BLAZER W/GIRL SYN KN/CR	543	5984	1142	19377
610439 JACKE/BLAZ W/GIRL OTH TEX K/CR	7599	219657	3232	91850
610441 DRESSES W/GIRL WOOL/HAIR KN/CR		57		
610442 SHISHA EMBROIDERED DRESS COTTO	1275	22260	5239	20197
610443 DRESSES W/GIRL SYN FIB KNIT/CR		1491	207	1351
610444 DRESSES W/GIRL ARTFIB KNIT/CR		343		149
610449 DRES W/GIRL OTH TEX MAT KNT/CR		671	509	2148
610452 SKIRTS/D-S W/GIRL COT KNIT/CRO		55	20	57
610453 SKIRTS/D-S W/GIRL SYN KNIT/CRO		74		253
610459 SKIRTS/D-S W/GIRL OTH TEX K/CR	967	2431	37	531
610461 TROUSERS ETC OF WOOL/HAIR KNIT			20	20
610462 TROUSERS ETC OF COTTON KNI/CRO	277	10215	1671	10112
610463 TROUSES ETC OF SYN FIB KNITED	12	2330	1299	5285
610469 TROUSERS ETC OF OTH TEX MAT KN	74	6453	2403	13863
610510 SHIRTS MEN/BOYS COTT KNIT/CRO	16647	82865	9289	42218
610520 MEN/BOYS SHIRTS M-MAD FIB K/CR	18981	219157	10690	319437
610590 MEN/BOYS SHIRTS O/TEXTILE K/CR	20165	69404	17579	262792
610610 W/GIRL SHIR/BLOUSES COT KN/CRO	42	3206	2848	10186
610620 W/GIRL SHIR/BLO M/MADE FIB K/C	4	974	17	838
610690 W/GIRL SHIR/BLOU OTH TEXMATK/C	1352	18745	789	8027
610711 UNDERPANTS ETC M/BOY COT KN/CR		6622	1187	9597
610712 UNDERPANT ETC M/BOYS M/MAD FIB	710	992	66	146
610719 UNDERPANT ETC M/BOYS OTH T/MAT	596	1091	327	884
610721 NIGHTSHIRTS OF COTTON,	1430	11025	382	1552
610722 NIGHTSHIRT OF MAN-MADE FIB KNT		330		11
610729 NIGHTSHIRT/PYJAMAS OTH TEX MAT		488	2136	14152
610791 BATHROBES ETC OF COTTON M/BOYS		1561		454
610799 BATHROBE ETC OF OTH TEX KN/CRO	18	291		1774
610811 WO/GIRL SLIP,PETTICOAT KNIT/CR				13
610819 SLIP PETTICOAT OTH TEX MATERIA		30	27	27
610821 W/GIRL BRIEF/PANTIES COT KN/CR	331	5633	190	787
610822 W/GIRL BRIEF/PANTIES M/MAD FIB	58	984	170	341
610829 W/GIRL BRIEF/PANTIES OTH T/MAT	247	980	100	2741
610831 W/GIRL N-DRESS/PAJAMA COT KN/CR	31	2355	1779	6797
610832 W/GIRL N-DRESS/PAYJAMS M/M FIB		527	119	403
610839 W/GIRL N-DRESS/PAJAMAS TEX MAT	2686	14586	810	6033
610891 BATHROBE W/GRL COTTON KNIT/CRO		1356	39	160
610892 BATHROBE W/GRL MAN-MADE KN/CRO		314	129	242

Contd.

## 10.11 Imports by Economic Categories (Detail)

(In Thousand Rupees)

Items	December, 2018	From July, 2018	December, 2017	From July, 2017
610899 BATHROBE W/GRL OTH TEX KNI/CRO		443	82	684
610910 T-SHIRT,SINGLET,WAISTCOT K/CR	1168	40084	10492	68936
610990 BALUCHI/PESHAW VEST O/TEX KN/C	6769	54615	10333	51447
611011 JERSEY,PULOVER,CARDIGAN,WOLLEN	18814	21568	48	13349
611012 JERSEY,ETC. WOOL, KASHMIR GOAT				6
611019 OTH JERSEY PULOVER ETC.WOOLEN	12616	425049	1927	136949
611020 JERSEY, PULOVER ETC.OF COT K/C	3423	39836	12930	73229
611030 JERSEY, PULOVER M/MADE FIB K/C	255	41728	2542	32862
611090 JERSEY,ETC. OTH TEXT. MATERIAL	597	127889	1363	63842
611120 BABY GARMENT OF COTTON KNIT/CR	902	57594	9226	86328
611130 BABY GARMENT OF SYN FIB KNI/CR	383	7542	915	11714
611190 BABY GARMENT OF OTH TEX KNI/CR	84308	821476	72278	677143
611211 TRACK SUITS COTTON KNIT/CROCH		2512	583	638
611212 TRACK SUITS SYB FIB KNIT/CROCH	74	2802	2084	3610
611219 TRACK SUITS OTH TEX MAT KNI/CR	493	5351	3402	4846
611220 SKI SUITS OF WIMEN KNIT/CROCHD				37
611231 MEN/BOYS SWIMWEAR SYN FIB K/CR			115	358
611239 MEN/BOYS SWIMWEAR OTH TEX K/CR		113		803
611241 WOM/GIRL SWIMWEAR SYN FIB K/CR		263	2	2
611249 WOM/GIRL SWIMWEAR OTH TEX K/CR		235		291
611300 GARMENT MADE UP KNIT/CROCH FAB	51	51	14	14
611420 OTH GARMENT COTTON KNIT/CROCH		748	20	430
611430 OTH GARMENT MAN-MADE FIB KN/CR		1093	209	5002
611490 OTH GARMENT,OTH TEX MAT KN/CRO	1991	9671	1396	11839
611510 SOCKS	26985	387939	15705	238720
611521 O-PANTY HOSE&TIGHTS S-FIB<67DX	142	678	473	5125
611522 O-PANTY HOSE&TIGHTS S-FIB>67DX		174	16	194
611529 O-PANTY HOSE OTH-TEXTILE MATE	24175	171989	21038	122986
611530 OTH W-MEN SOCKS DECITEX< 67/SY	10043	175440	3986	51938
611594 OTH HOSIERY WOOL/FINE ANI HAIR				67
611595 OTH HOSIERY OF COTTON	207	19758	1325	43667
611596 OTH HOSIERY OF SYNTHETIC FIBRE		4701	191	2468
611599 OTH HOSIERY OF OTH TEX MATERIL	554	11006	1829	7344
611610 GLOV,MITTEN,ETC PCAS/RUBER K/C	51	13998	503	6915
611691 GLOVE,MITTN,MIT KN/CR WOL/HAIR				46
611692 GLOVE,MITTENS ETC KN/CROC COTT	102	1725	125	1082
611693 GLOVE,MITTENS ETC KNIT SYN FIB	502	12113	211	14919
611699 GLOVE,MITTENS ETC KNIT TEX MAT	1195	9364	380	12915
611710 SHAWLS, KNITTED OR CROCHETED	3864	67048	6080	44242
611780 OTH MADE UP CLOTHING ACCESRIES	530	1872	388	3313
611790 PARTS OF GARMENT OR CLOTH ACSS	66	763	448	3815
620111 MEN/BOYS OVERCOAT WOOL NOTKNIT		1831	57	963
620112 MEN/BOYS OVERCOAT COT NOT KN/C	17	1698		2993
620113 OVERCOAT MAN-MADE FIB NOT KNIT	12	285	153	792
620119 OVERCOAT SIM ART OTH TEX MATER	3168	31997	9482	13331
620191 OTH OUTER GARMENT WOOL MEN/BOY		74		232
620192 OTH OUTER GARMENT COT MEN/BOYS	861	70484	99	9668
620193 OTH OUTER GAR M/MADE FIB M/BOY	278	47757	1849	7978
620199 OTH OUTER GAR OTH TEX MAT M/BY	118	6943	1823	6195
620211 OVERCOAT ETC W/GRL WOOL N/KNIT	3	1686		990
620212 OVERCOAT ETC W/GRL COT N/KNIT		1015	56	508
620213 OVERCOAT ETC W/GRL M/MAD N/KNIT	238	3958	165	3891
620219 OVERCOAT ETC W/GRL O/TEX N/KNIT	645	6590	19	23055
620291 SKI/JACKET W/GRL WOOL NOT KNIT	72	72	111	234
620292 SKI/JACKET W/GRL COT NOT KNIT	447	1954		18
620293 SKI/JACKET W/GRL M/MADE N/KNIT		2524	216	1632
620299 SKI/JACKET W/GRL TEX MAT N/KNIT	564	4708	195	1226
620311 SUIT MEN/BOYS OF WOOD NOT KNIT		7745	419	8401
620312 SUIT MEN/BOYS SYN FIB NOT KNIT	25583	52162	16439	87701
620319 SUIT MEN/BOYS COTTON NOT KNIT	636	34559	8473	108975
620322 ENSEMBLE MEN/BOY COT NOT KNIT	232	10408	5116	15005

Contd.



## 10.11 Imports by Economic Categories (Detail)

(In Thousand Rupees)

Items	December, 2018	From July, 2018	December, 2017	From July, 2017
620323 ENSEMBLE MEN/BOY SYN FIB N/KNT		608	289	2442
620329 ENSEMBLE MEN/BOY OTH TEX N/KNT	19791	148155	2325	22821
620331 JACKET ETC MEN/BOY WOOL N/KNIT	1714	6749		4058
620332 JACKET ETC MEN/BOY COT N/KNIT	7115	62177	2302	15560
620333 JACKET ETC MEN/BOY SYN FIB N/K	7988	29192	1864	36388
620339 JACKET ETC MEN/BOY OTH TEX N/K	21189	490321	24719	175125
620341 TROUSER (INCLUDING SHALWAR)	8778	114910	7268	24288
620342 OTH TROU BIB M/BOY COTT N/KNIT	39808	94477	17986	101931
620343 OTH TROU BIB M/BOY SYN N/KNIT	9345	87923	851	51261
620349 OTH TROU BIB M/BOY TEXT N/KNIT	17244	112069	20429	99257
620411 SUIT WOMEN/GRL OF WOOL N/KNIT			121	121
620412 SUIT WOMEN/GRL OF COT N/KNIT			5	2081
620413 SUIT WOMEN/GRL OF SYN N/K		3		1663
620419 SUIT WOMEN/GRL OF TEX MAT N/K	2537	20502	3033	16569
620422 ENSEMBLE WOMEN OF COT N/KNIT		231		288
620429 ENSEMBLE WOMEN OF TEX FIB N/K		228	229	832
620431 JACKET W/GRL OF WOOL NOT/KNIT				198
620432 JACKET W/GRL OF COT N/KNIT	20	319	94	1200
620433 JACKET W/GRL OF SYN FIB N/KNIT	12	5290	2862	8296
620439 JACKET W/GRL OF TEX MAT N/KNIT	8099	207664	6268	16207
620441 DRESSES W/GRL WOOL NOT KNITTED		466		2
620442 SHISHA EMBROIDERED DRESS COTTO	3014	16526	2795	17104
620443 DRESSES W/GRL SYN FIB NOT KNIT		2290	348	1660
620444 DRESSES W/GRL ART FIB NOT KNIT		667	35	668
620449 DRESSES W/GRL TEX FIB NOT KNIT	51	2103	36	1013
620451 SKIRTS W/GRL WOOL NOT KNITTED				66
620452 SKIRTS W/GRL COTTON NOT KNIT	94	313	171	883
620453 SKIRTS W/GRL SYN FIB NOT KNIT		70	22	161
620459 SKIRTS W/GRL TEX FIB NOT/KN/CR	1665	12903	3519	11190
620461 TROUSER W/GRL WOOL NOT KNIT/CR	25	570		
620462 GHAGRA OF COTTON	928	16491	4289	26352
620463 GHAGRA OF SYNTHETIC FIBRES		7330	2012	6558
620469 GHAGRA OF OTH TEXTILE MATERIAL	5718	38182	7585	38300
620520 BALUCHI KAMEEZ OF COT MEN/BOY	37713	268578	17138	82210
620530 SHIRTS MEN/BOYS OF M/MAD N/KNIT	1368	5284		1535
620590 SHIRTS MEN/BOYS OF WOOL/H N/K	15557	363791	14243	62287
620610 BLOUSES W/GRL SILK NOT KNITTED		23		12
620620 BLOUSES W/GRL WOOL NOT KNITTED				714
620630 MULTANI CHOLI OF COTTON W/GRL	1367	4818	3353	22756
620640 MULTANI CHOLI M-MADE FIB W/GRL	794	20961	1508	12740
620690 MULTANI CHILI OTH TEX MATERIAL	481	13148	354	6636
620711 UNEDERPANT ETC M/BOR COTTON	61	2528		
620719 BALUCHI/PESHAW VEST O-TEX N-K	152	420	613	1119
620721 NIGHTSHIRT/PYJAMA MEN COT N/K		22		292
620722 NIGHTSHIRT/PYJAMA MEN M/MAD NK		18	69	69
620729 NIGHTSHIRT/PYJAMA MEN T/MAT NK	80	2716	54	135
620791 BATHROB ETC MEN COTTON N/KNIT		433	67	83
620799 BATHROB ETC MEN TEX MAT N/KNIT	2555	9727	653	2494
620819 SLIPS/PETTICOAT W/GRL T/MAT NK		105		41
620821 NIGHTDRESS/PYJAMA WOMEN COT NK	24	1113	161	1467
620822 NIGHTDRESS/PYJAMA WOMEN M/M NK	113	2496	174	2683
620829 NIGHTDRESS/PYJAMA WOMEN T/M NK	3387	19985	564	7863
620891 BATHROB ETC W/GRL COTTON N/NK	21	1947	250	1547
620892 BATHROB ETC W/GRL M/MAD FIB NK	23	707	26	601
620899 BATHROB ETC W/GRL TEX MAT N/NK	1212	11724	388	1737
620920 BABIES GARMENT COTTON N/KNIT	1014	13252	771	12218
620930 BABIE GAR&CLOTH SYN FIB N/KNIT	104	3589	128	1442
620990 BABIES GARME OF OTH TEXTI MATE	2581	46192	6443	36847
621010 GAR MADE UP FAB H-56.02/56.03	2676	10592	1248	2711
621020 OTH GAR MEN/BOY H-6201-11,19	61	502		330
621030 OTH GAR WOM/GRL 6202.11 TO 19		110		11

Contd.

## 10.11 Imports by Economic Categories (Detail)

(In Thousand Rupees)

Items	December, 2018	From July, 2018	December, 2017	From July, 2017
621040 OTH MEN/BOYS MADE UP FAB	4810	320092	2018	6652
621050 OTH MEN WOMEN/GIRL FAB N/KNIT	49	220	179	3275
621111 SWIMWEAR MEN/BOYS NOT KNITTED	2	353	4	1159
621112 SWIMWEAR WOM/GIRL NOT KNITTED	482	682	234	257
621120 SKI SUITS NOT KNIT/CROCHETED				26
621132 OTH GAR MEN/BOYS OF COTTON	141	2082	195	2621
621133 OTH GAR MEN/BOYS OF M/MADE FIB	8	12391	441	3300
621139 OTH GAR MEN/BOYS OF TEX MATERI	1062	4123	2282	7318
621142 OTH GAR WOM/GIRL OF COTTON	82	4539	5	363
621143 OTH GAR WOM/GIRL OF M/MADE FIB	549	3365	340	4054
621149 OTH GAR WOM/GIRL OF TEX MATERI	590	2279	5918	11067
621210 BRASSIERES	70287	373648	51266	297537
621220 GIRDLES AND PANTY-GIRDLES	1365	11338	459	6284
621290 BRACES,SUSPENDERS,GARTER&PARTS	9271	40113	9808	53742
621320 HANDKERCHIEFS OF COTTON	836	3062	79	3224
621390 HANDKERCHIEFS OF OTH TEX MAT	3622	27889	2954	29433
621410 SHAWLS,SCARVES ETC & LIKE SILK		99	296	309
621420 SHAWLS,SCARVES ETC & LIKE WOOL	12	16284	570	2113
621430 SHAWL,SCARVE ETC&LIKE SYN FIB	312	50736	6020	30928
621440 SHAWL,SCARVE ETC&LIKE ART MAT		2816	36	846
621490 SHAWLS OF OTH TEXTILE MATERIAL	38103	319529	25315	194945
621510 TIES,BOW TIES&CRAVATS OF SILK	203	5080	1931	4658
621520 TIES,BOW TIES&CRAVATS M/M FIB	409	1257	326	1249
621590 TIES,BOW TIES&CRAVATS TEX MAT	1619	13479	1664	13056
621600 GLOVES OF TEXTILE FABRICS	6930	83639	3968	34217
621710 MADE UP CLOTHING ACCESSORIES	6000	17231	6866	23419
630110 ELECTRIC BLANKETS	447	1341		1099
630120 BLANKET/TRAVEL RUGS OF WOOL/H	78	134	103	136
630130 BLANKET/TRAVEL RUGS OF COTTON	1061	3836	60	613
630140 BLANKET/TRAVEL RUGS OF SYN FIB	498264	2382483	638096	2554988
630190 BLANKET/TRAVEL RUGS OF TEX MAT	5144	25256	8727	35018
630210 BED SHEETS,KNITTED/CROCHETED	27274	92444	17074	75248
630221 OTH BED LINEN,PRINTED,N/KNIT	78	15537		8136
630222 OTH BED LINEN,PRINTED M/MADE		5802	407	590
630229 OTH BED LINEN,PRINTED MILL-MAD	11	2794	26	376
630231 BED SHEETS OF COTTON MILL-MADE	65	1532	4243	10906
630239 BED SHEETS OTH TEX MAT HANDLOM	100	16491	545	2977
630240 TABLE LINEN KNITTED/CROCHETED		70		113
630251 TABLE COVER OF COTTON MILLMADE	446	1137	76	174
630253 TABLE LINEN OF MAN-MADE FIBRES		61		46
630259 TABLE LINEN OF OTH TEX MATERIA	157	670		251
630260 TOWELS OF COTTON MILL-MADE	465	8121	1747	22132
630291 OTH COT TOIL\KIT LIN MILL MADE	121	499	54	447
630293 TOILET/KITCHEN LINEN M/MAD FIB		74	92	331
630299 TOILET/KITCHEN LINEN TEX MAT	38	313	241	360
630312 CURTAINS/BLINDS/VALANCE SYN FIB	47	1062	133	2602
630319 CURTAINS/BLINDS/VALANCE TEXMAT	2418	3168	14	359
630391 CURTAINS OF COTTON MILL-MADE		1960		4577
630392 CURTAINS OF SYN FIB MILL-MADE	8230	36074	8672	60925
630399 OTH CURTAINS/VALANCE OF TEXMAT	432	2992	6448	13221
630411 BED-SPREADS KNITTED/CROCHETED		96		
630419 BED-SPREADS, OTHERS	1	1684	3800	4598
630420 BED NETS	20	66		
630491 OTH KNIT/CROCH F-ART O/TH94.04	313	6915	410	4251
630492 OTH FURNISHING ARTICLE COT KNT		2855	1208	2058
630493 OTH FURNISHING ARTICLE SYN FIB	573	1494	9	380
630499 OTH FURNISHING ARTICLES TEXMAT	22	1148	405	1442
630510 SACK/BAGS OF JUTE OTH TEX FIB	11619	192578	40204	318840
630520 SACKS AND BAGS OF COTTON	163	185	50	142
630532 FLEX INTER BULK CONT OF>1000KG		9412	1006	9287
630533 SACK/BAGS OF POLYETHYLENE/PROP	238	21489		13312

Contd.

## 10.11 Imports by Economic Categories (Detail)

(In Thousand Rupees)

Items	December, 2018	From July, 2018	December, 2017	From July, 2017
630539 OTH SACK/BAGS MAN-MADE TEX MAT	58073	242458	25177	188133
630590 SACKS/BAGS OTH TEX MATERIAL	1894	16074	921	12415
630612 TARPAULINS,OF SYNTHETIC FIBRES	8033	53135	37275	145372
630619 TARPULINS OF OTH TEX MATERIAL	35	782	2	5245
630622 TENTS OF SYNTHETIC FIBRES		3451	1210	12396
630629 TENTS OF COTTON	173	5162	3243	9159
630630 SAILS OF OTH TEXTILE MATERIAL		57		
630640 PNEUMATIC MATTRESSES OTH TEX-M		819		
630690 OTH CAMPING GOODS OTH TEX NAT		243	1337	1976
630710 DISH-CLOTH	17484	65773	4536	87046
630720 LIFE-JACKETS AND LIFE-BELTS	10096	51497	6890	32266
630790 SHOPPING BAGS, KNITTED	77845	530605	66480	481116
631090 USED&NEW RAGS,SCRAP ETC TEXMAT	14412	55828	12979	48652
640110 FOOTWEAR INCORPORATPROTE M-TOE	283	2550	102	3368
640192 OTH FOOTWEAR COVERING ANKLE		185		6271
640199 OTH FOOTWEAR NES UPPER NOT FXD		4906	35	4559
640212 SKI,SNOWBOARD BOOT SOLE RUB/PL	215	1673		
640219 OTH SPORTS F-WEAR SOLES RUB/PL		3000	2005	10944
640220 F-WEAR WITH UPPER STRAP ASSEMB	10728	81224	8882	60997
640291 F/WEAR COV ANKLE SOLE/UPPERS		9871	1163	2508
640299 OTH F/WEAR SOLE/UPPER RUB/PLAS	1649	68153	7850	212499
640312 SPORTS FOOTWEAR SKI/SNOWBOARD		480		10
640319 OTHER; SPORTS FOOTWEAR	36194	197816	35050	136247
640320 FOOTWEAR OUTER SOLE OF LEATHER	3038	68440	4314	22999
640340 OTH FOOTWEAR WITH METLTOE CAP	13471	53855	9794	51020
640351 OTH FOOTWEAR SOLE COV ANKLE		1197	703	5793
640359 OTH FOOTWEAR OUTERSOLE LEATHE	8371	41732	13392	21885
640391 OTH F-WEAR OUTERSOLE COMP LEA	579	11375	1421	1630
640399 OTH F-WEAR O/S RUB, PLAS, LEA	20680	226374	14257	189677
640411 SPORTS FOOTWAR SHOES RUB/PLAS	20824	234352	18608	232413
640419 OTH FOOTWEAR OUTER SOLE RUB/PL	298390	3386629	327007	3642717
640420 FOOTWEAR OUTERSOLE COMP LEATHR		2177	198	7578
640510 FOOTWEAR UPPER/COMP LEATHER	32044	1058916	57246	1177431
640520 FOOTWEARS UPPER TEX MATERIAL	890	13185	599	12266
650400 STRAW HATS		596	149	1599
650500 OTH HATS AND HEADGEAR KNITTED	3805	76715	7173	90895
650610 SAFETY HEADGEAR	142377	481203	52538	247356
650691 OTH HEADGEAR RUBBER/PLASTICS	524	3440	278	8111
650699 OTH HEADGEAR OF OTH MATIRIALS	1473	10623	310	4459
650700 HEADBAND LINING COVERHAT FOUN	3623	13839	2931	9972
660110 GARDEN OR SIMILAR UMBRELLAS	1232	12038	1954	10839
660191 OTH UMB WITH TELESCOPIC SHAFT		1113	110	547
660199 OTH UMBRELA/SUN UMBRELLAS	39720	105039	20843	88683
660200 WALKING STICKS AND SEAT STICKS	2696	8569	1936	8929
660390 OTH PATS/FITTING UMBRELLAS		38	22	71
670100 SKINS AND OTH PARTS OF BIRDS			22	31
670210 ART FLOWER, FRUIT OF PLASTIC	29711	123701	18767	61287
670290 ARTIFICIAL FLOWER,FOLIAG O/MAT	51596	211152	36118	153827
670411 COMPLETE WIG OF SYN.TEXT MAT.	377	1114	133	984
670419 OTH BEARD, EYE BROW SYN.TEXT MA	232	1410	416	1076
670420 WIGS,BEARDS OF HUMAN HAIR	478	610		52
691090 OTH CERAMIC SINKS WASHBASIN PE	161	4940		15239
691110 DINNER STES OF PORCELAIN/CHINA	249154	1013384	201351	1082739
691190 OTH HOUSEHOLD ARTICLES OF PORN	25293	116536	69240	297614
691200 TABLE/ KITCHENWARE O/TH CHINA	68528	245038	13179	77807
691310 STATUT ORNAMENT PORCELAIN CHI	900	4987	7143	14457
700992 FRAMED GLASS MIRRORS	12967	69319	14687	77596
701010 AMPOULES	10564	52405	8644	49619
701020 STOPPERS,LIDS AND OTH CLOSURES	19533	114541	13782	53561
701190 OTHER, GLASS ENVELOPES	302	913	13	82
701310 INDOOR DECOR OF GLASS CERAMICS	3851	69330	21303	103103

Contd.

## 10.11 Imports by Economic Categories (Detail)

(In Thousand Rupees)

Items	December, 2018	From July, 2018	December, 2017	From July, 2017
701322 STEMWARE DRIN GLA LEAD CRYSTAL				108
701328 OTH STEMWARE DRINKING GLASS	3195	24129	19842	34639
701333 O-DRINKING GLASS LEAD CRYSTAL	3	44	154	185
701337 OTH DRINKING GLASS O/T GL-CEMI	11297	39938	25205	100463
701341 G-WARE TABLE,KICH LEAD CRYSTAL	19	122		
701342 G-WARE LINEAR C-EXPENSION-5x10	66	449	1803	5633
701349 O-GL-WARE L-C-EX=5x10 T,0-300C	187701	1103513	233405	1665663
701391 OTH GLASS-WARE OF LEAD CRYSTAL		26	349	2572
701590 OTH CLOCK/WATCH/NON-CORRETVE	831	1881		376
701690 OTH PAVING BLOCKS/SLABS/BRICKS	55	21610	152	3510
701710 QUART REACTOR TUBE & HOLDERS	88372	132389	21150	69144
701720 LAB HYG/PHAR GLASSWARE L/C=10K	9	844	29	2835
701790 OTH LAB GLASSWARE ETC N.S.	12255	68765	11579	51600
701810 GLASS BEADS, S/PERAL/PRE-STON	155272	716190	63849	481473
701820 GLASS MICROSPHERRES=1MM DIA	3687	59800	7031	50761
701939 OTH WEBS,MATTRESSES,BOARD ETC	77562	399581	59232	478177
701940 WOVEN FABRICS OF ROVINGS	2971	7200	1413	12389
701951 TYRE CORD FABRICS WIDTH>30 CM	181	4477	1358	5262
701952 OTH WOV FAB WID<30CM WT<250G/M		1019	9	18
701990 INSULATING SLEEVES	85836	492269	54607	304871
711299 OTH WASTE/SCRAP PRECIOUS METAL	1882	16030	2716	8672
711311 ARTICLE OF JEWELLERY OF SILVER		603		7221
711319 JEWELLERY OF GOLD	102	51500	138	2886
711320 ART(JEWELRY)BASE MTL-CLD P-MTL	88	96	39	39
711411 ART OF SILVER WARES W/N PLATED		4		
711419 ART OF PRE METALS W/N PLAT	12	12		114
711510 CATALYST INFORM WIRE/GRIL PLAT	15794	15794		125415
711590 OTH ART PREMET/MET CLAD P/MTL	50624	279366	40457	242798
711620 ART PRECIOUS/SEMI-PRE STONES	33	33	21	75
711711 CUFF-LINKS/STUDS-BASE METAL	410	2927	928	3989
711719 OTH IMITATION JEWELLERY B/METL	45676	382304	72465	532699
711790 OTH IMITATION JEWEL B/METL,N,S	14114	77599	12875	132463
731829 OTH COACH SCREW,BOLTS,NUT I/S	12423	93074	9409	95842
731940 SAFETY PINS & OTHER PINS	9326	32805	3753	21874
732090 SPRING,LEAVES UN-MNF VIDO CASS	56411	270077	30461	222009
732111 COOKING RANGES	37159	177001	37605	213183
732112 COOK APPLI/PLAT WARMER LIQ FUL	327	1120	54	75
732119 O-COKING APPLI INCL SOLID FUEL	14068	47169	5112	46588
732181 OTH APPLI FOR GAS & OTH FUELS	1788	17677	1794	20935
732182 OTH APPLI FOR LIQUID FUEL			943	2752
732189 OTH APPL INCL APPLI SOLID FUEL		1101	11	350
732290 AIR HEATER&HOT AIR DISTRIBUTER	34302	47584	52	149493
732310 IRON/STEEL WOOL,POT SCROEL ETC	26203	131947	17767	148318
732391 OTH BUCKETS OF CAST IRON ENAMA	2383	7981	36	871
732392 OTH H-HOLD ART CAST\IRON ENAMA	1138	2614	28	1286
732393 OTH DOMESTIC UTEM SLS STA-STEL	7519	40490	10499	46007
732394 OTH DOMESTIC UTENSIL IRON/STEL	31758	92232	18384	171025
732399 OTH H-HOLD ARTCL, PART THEREOF	36250	211659	41616	320898
732410 SINKS OF STAINLESS STEEL	17995	89540	7931	55901
732421 BATH TUBS CAST\IRON W/N ENAMEL	184	3034	888	6630
732429 OTH BATH,SINK,W-BASIN ENA IRON	20732	114544	12746	87605
741539 OTH THREAD ARTICLES OF COPPER	60	7675	6575	26340
741810 TABLE,KITCH/OTH HOUSEHOLD ARTI	438	612	270	270
741820 OTH SANITARY WARE,PARTS COPPER	13	1986	8	1865
741910 CHAIN,PARTS THEREOF OF COPPER			39	39
741991 CAST,MOULDED,STAM,FORGED,COPPE	5272	6849	21	2293
750720 TUBE OR PIPE FITTING NICKEL	8568	8568		918
761490 OTH STRAN WIR,ROP,CABL,PL ALUM	47318	454907	758872	2609101
761510 TABLE,KITCH,POT POLISHPAD ALUM	12969	71536	19100	87396
761520 SANITARY WARE&PATS OFALUMINIUM	1178	6892	169	1793
761610 NAILS,BOLT,NUT,SCREW ETC ALUMI	121	6255	364	5013

Contd.

## 10.11 Imports by Economic Categories (Detail)

(In Thousand Rupees)

Items	December, 2018	From July, 2018	December, 2017	From July, 2017
761691 CLOTH,GRIL,FENCING OF ALUM WIR	539	2964		7215
790500 ZINC PLAT SHEET, STRIP & FOIL		1044		396
800300 TIN BAR, ROD, PROFILE AND WIRE		1489		460
810194 OTH UN-WROUGHT TUNGSTEN,BAR RD		265		
810295 OTH MOLYBEDNUM BAR,ROD,SINTER		1776		
810430 RASPIINGS,TUMINGS,ETC MAGNESIUM				5
820900 PLATE STICK,TIPS TOOL CERMET	7674	62907	9215	61101
821000 HAND-OPERATE MECHANICAL APPL	20285	52543	12721	44887
821110 SETS OF ASSORTED ARTICLES	266	317		520
821191 TABLE KNIVES HAVING FIX BLADE.	688	3159	2241	16789
821192 OTH KNIVES HAVE FIXED BLADES.	12225	39304	3008	24173
821193 KNIVE OTH THAN FIXE BLADES.	361	3182	1025	5167
821194 BLADES	1090	2292	318	5567
821195 HANDLES OF BASE METAL	2	55	53	174
821210 RAZORS	47797	257662	46860	444755
821220 SAFETY RAZOR BLADES,	37371	137888	30079	234921
821290 OTHER PARTS	2097	15083	7644	28428
821300 SCISSORS,TAILORS,SHEARS BLADE	6314	34440	9510	32882
821410 PAPER KNIVES,LETTER OPENER,ETC	18044	81232	31217	138496
821420 MANICURE OR PEDICURE SETS.	3898	12753	1480	12920
821490 OTH ARTICLES OF CUTLERY .	11361	34298	13740	52997
821510 SET OF ASORTED ARTICLE-PRECMTL		737		11
821520 OTH SETS OF ASSORTED ARTICLE.	2130	40416	3450	56435
821591 OTH ARTICLE,NOT INSETS,PLATED	4	31		36
821599 SPOONS	10973	42942	13995	61898
830110 PADLOCKS	62267	421028	100956	599369
830120 DOOR LOCKS VEH-H-8704.3190,11	11843	45986	6617	38458
830130 LOCKS FOR FURNITURE	46222	244528	103171	437233
830140 OTHER LOCKS	67933	269751	82366	543667
830150 CLASPS AND FRAMES WITH CLASPS.	117	1577	295	14365
830160 PARTS OF LOCKS	72815	422319	18269	68845
830170 KEYS PRESENTED SEPARATELY	477	10146	663	10714
830210 HINGES,VEH-H-8704.2299,8703	65562	332228	39457	270415
830220 CASTORS	37096	190916	30436	150324
830230 LATCH ASS-DOORS CARS-H-8703,04	267	2701	2158	12790
830241 OTH MOUNTING,FITING BUILDING	3435	47972	3355	24034
830242 OTH MOUNTING,FITING FURNITURES	93675	524158	70507	512909
830249 OTH FITINGS OF BASE METAL N.S.	65710	328433	43184	268315
830250 HAT-RACKS,HAT-PEGS,BRACKET&FIX	1116	12823	1184	23948
830300 ARMoured/REINFORCED SAF B-MTL.	5341	18515	3043	37611
830400 FILING CARD-INDEX CABINET/TRAY	423	4553	879	6909
830510 FITTING FOR LOOSE-LEAF BINDERS	70	2547	787	5119
830520 STAPLES IN STRIPS	45981	172911	26880	105110
830590 OTH, INCLUDING PARTS	17742	75468	19414	92606
830610 BELLS,GONGS ETC.ELECTRIC METAL	2923	10959	3192	10756
830621 STATUETT OTH ORNAMENT BASE MTL		38		1
830629 OTH STATUETT OTH ORNAMENT	11897	58476	8776	40309
830630 PHOTOGRAPH,PICTURE FRAME MIRROR		353	205	1487
830710 FLEXIBLE TUBING OF IRON/STEEL	9534	137452	31800	156542
830790 FLEXIBLE TUBING OF BASE METAL	30602	130542	21662	151386
830810 HOOKS OF BASE METAL	20527	173210	37270	173663
830820 TUBULAR OR BIFURCATED RIVET	5463	15451	21025	213010
830890 CLASPS OF BASE METAL	35659	166820	58260	191267
830910 CROWN CORKS OF BASE METAL		1	2836	3011
830990 ALUM LID CAN OF CARBONAT DRINK	104416	504309	57296	315795
831000 NUMB PLATE ASSEMBLY,AGRI-TRACT	1148	44932	276	28948
831110 COATED ELECTRODE OF BASE METAL	148220	549577	95830	615246
831120 CORED WIRE OF BASE METAL,	15594	60445	6152	79008
831130 COATED RODS&CORED WIRE,B/METAL	17586	103260	20644	122798
851290 PARTS OF PRODUCT H-85124011,12	15161	121120	39767	143975
852290 OTH T/COM EQ/AC HD 85.19-85.21	274696	1045833	94876	480964

Contd.

## 10.11 Imports by Economic Categories (Detail)

(In Thousand Rupees)

Items	December, 2018	From July, 2018	December, 2017	From July, 2017
852321 CARDS INCORPORATING MAG STRIPE	104015	535830	39093	143332
852329 MAGNETIC DISCS	1950	4653	960	5815
852341 COMPACT DISC (CD) UN-RECORDED	7283	37951	3495	37112
852349 OPTICAL MEDIA CONTAIN SOFTWARE	1761409	7222544	3517045	5224963
852351 MULTIMEDIA MEMORY/SD CARDS	28507	191927	23492	756263
852352 SIM CARDS	325127	1618357	398730	1734077
852359 PROXIMITY CARDS AND TAGS	37845	263218	29739	159921
870990 PARTS, H-NO. 87.09 OF WORK TRUCK	1576	25183		2314
871499 OTHER, PARTS AND ACCESSORIES	53482	170146	30253	142867
880390 OTH PARTS OF H-88.01 OR 88.02	389955	3774824	217940	2944157
902000 GAS MASKS	37603	177159	20270	136583
902110 ORTHOPAEDIC/FRACTURE APPLIANCE	6958	56011	5642	44715
902121 ARTIFICIAL TEETH	86	1031	53	1470
902129 OTHER; DENTAL FITTINGS	1388	17186	1986	21572
902131 ARTIFICIAL JOINTS	62981	626985	61587	358987
902139 OTH ARTIFICIAL PARTS OF BODY	380304	1159961	145336	950653
902140 HEARING AIDS, EXCL PART/ACCESSORY	42615	198553	41769	81693
902150 PACEMAKER STIMULATING HEART MUSCLE	7254	840027	92486	407147
903300 PARTS & ACCESSORIES OF HEARING AIDS	33097	198488	306164	441929
910111 WRIST WATCH, ELE OPER, MECH DISPL		153	5	71
910119 O-W-WATCH ELECTRICALLY OPERATED	1112	19960	6488	221836
910129 O-W-WATCH, W/N INCO. STOP WATCH	31	4249	2	3200
910191 OTH. POCKET-WATCH ELE OPERATED	6	239		43
910199 O-WATCHES INCL STOP WATCHES	3	971	221	1817
910211 W-WATCH, MACH DISPL O/TH H-9101	16481	76258	16938	68019
910212 W-WATCH, OPTO ELECTRONIC DISPLAY		98	58	87
910219 O-W-WATCH W/N INCO STOP WATCH	22036	138569	24793	197147
910221 W-WATCH, AUTO-WIND O/T H-9101	40921	48062	5223	9581
910229 O-W-WATCH O/THAN H-9101	80270	255114	54882	236015
910291 OTH, POCKET-WATCH ELE OPERATED		749	4	4
910299 O-POCKET/STOP WATCH O/T H-9101	104	1235	504	6048
910310 CLOCK WATCH MOVE ELECT OPERATED	12	39	31	65
910390 OTH, CLOCKS WATCH MOV EX. 91.04	220	1021	347	5688
910400 INS PANEL CLOCK-AIR & SPACECRAFT	6	2274	19	151
910511 ALARM CLOCK, ELECTRICALLY OPER.	1703	7709	919	6300
910519 OTHER, ALARM CLOCK	1186	5186	1922	8903
910521 WALL CLOCK, ELECTRICALLY OPERATED	1149	6478	4420	16019
910529 OTHER WALL CLOCKS	13414	54632	11052	52920
910591 OTH, CLOCK ELECTRICALLY OPERATED	1514	6912	2203	4029
910599 OTHER CLOCKS	2	416	640	3951
910610 HOUR-METERS/METER AGR-TRACTOR	996	1775	442	1536
910690 OTH, TIME OR DAY RECORDING APPARATUS	3606	31094	8142	38789
910700 TIME SWITCHES WITH CLOCK/WATCH	32973	155019	7163	69431
910811 WATCH MOVE ELEC. OPER MACH DISPL		135	118	316
910812 WATCH OPTO-ELECTRONIC DISPLAY	190	190		
910819 OTH, WATCH MOVE ELECT. OPERATED	51	400	29	221
910890 OTH, WATCH MOVE COMPLETE ASSEMBLY		251	192	513
910910 ELE OPER. CLOCK MOVE COMP/ASSEMBLY		17		1083
910990 OTH CLOCK MOVEMENT COMP & ASSEMBLY	474	1656	109	1042
911011 COMP MOVE, UNASSEMBLED WATCH	2243	10537		1506
911012 INCOM MOVE, ASSEMBLED OF WATCH				25
911090 OTH, COMP MOVE WATCH/CLOCK UN-ASSEMBLED	3224	12725	1321	5450
911120 WATCH CASES BASE METAL, W/N G/S			18	1541
911180 OTHER; WATCH CASES	1129	2083	617	2835
911190 PARTS OF WATCH CASES	5156	13836	555	4714
911220 CLOCK CASE & CASE OF SIMILAR GOODS		733	105	741
911290 PART OF CLOCK CASE/SIMILAR CASE	71	776	129	2852
911310 WATCH STRAPS, BAND PRECIOUS METAL		87		
911320 WATCH STRAPS, BAND OF BASE METAL		47	16	57
911390 OTH, WATCH STRAPS, BANDS PART	18157	27434	2293	10261
911410 SPRINGS, INCLUDING HAIR-SPRINGS		112	6	23

Contd.

## 10.11 Imports by Economic Categories (Detail)

(In Thousand Rupees)

Items	December, 2018	From July, 2018	December, 2017	From July, 2017
911430 DIALS		241	91	498
911490 OTH;CLOCKS OR WATCH PARTS,N.S.	11102	56385	3632	32959
920110 UPRIGHT PIANOS	217	217		67
920120 GRAND PIANOS		1	20	42
920190 OTH,HARPSICHORD KEYBOARD STRIN	1984	20731	437	1663
920210 OTH STRING PLAYED WITH A BOW	43	484		
920290 OTH,STRING MUSICAL INSTRUMENTS	3622	62006	4802	11922
920510 BRASS-WIND INSTRUMENTS				178
920590 OTH,WIND MISICAL INSTRUMENTS,NS	28	2919		168
920600 PERCUSSION MUSICAL INSTRUMENTS	108	785	75	270
920710 KEYBOARD INS,O/THN ACCORDIONS	21	1202	99	1341
920790 OTH,MUSICAL INSTRUMENTS	427	3394	917	21588
920810 MUSICAL BOXES	640	1204	340	1510
920890 OTH;MECHANICAL STRET ORGAN,INS	7280	35759	6075	24695
920930 MUSICAL INSTRUMENT STRINGS	43	54	22	93
920991 OTH PARTS & ACCE FOR PIANOS.		1		
920992 PARTS&ACCE MUSICAL INS H-92.02	57	294	9	202
920994 PARTS&ACCE MUSICAL INS H92.07		51		1
920999 OTH;PARTS&ACCE(CARDS,DISCS)	123	508	94	1320
930110 ARTILERY WEAPONS(GUNS/MORTAR)		4712		
930190 FULLY AUTOMATIC SHOTGUNS		21430		
930200 REVOLVERS PROHIBITED BORE,>.32		8958	91	1592
930320 SHOTGUNS, S-BARREL PUMP-ACTION	1311	1845		43
930330 O SPOR,HUNT-RIFLES SIN-SHORT	509	687	43	468
930390 OTH;FIREARMS,DEVIC OPE FIR EXP	12237	12372	174	848
930400 OTH,ARMS OF HEADING NO.93.07	4050	30194	2329	26501
930510 FIRING MECHANISMS-REVOL/PISTOL			44	50
930520 SHOTGUN BARRLES	28	56		
930599 OTH PART&ACCE.ARTILERY H93.01		46		356
930621 SHORTGUN CARTRIDGES		2441	24	2743
930629 OTH,PARTS OF SHORTGUNS CARTRIG	674	1943		4478
930630 CARTRIDGES RIVETING SIMI TOOL.	57	170229		33524
930690 OTH;AMMUNITION OF WAR & PARTS.	18562	174653	21	157
930700 SWORDS,CUTLASSES,BAYONETS,LANC	41	49	15	208
940110 SEATS OF A KIND USED,AIRCRAFT.	41	14221	4976	11695
940120 SEATS FOR M-VEH H-8703 & 4	3331	11897	2136	13065
940130 SWIVEL SEATS VARIABLE HEIGHT.	39838	226023	45835	223849
940140 SEATS O/THN GARDEN SEATS,CAMP	3893	20020	7095	20983
940152 SEATS OF BAMBOO				15
940153 SEATS OF RATTAN		270		54
940159 OTH SEATS W/N CONVERTIBLE-BED	216	5781	249	7515
940161 OT,SEATS UPHOLSTERED WOOD FRAM	3622	43583	15615	52514
940169 OTHER SEATS,WITH WOODEN FRAMES	2936	16951	374	18913
940171 OT-SEATS UPHOLSTERED METALFRAM	16577	104281	13791	84627
940179 OTHER SEATS;WITH METAL FRAMES	49112	235124	60022	341571
940180 OTHER SEATS WITH METSL FRAMES	28831	155633	47602	194359
940190 SEAT PARTS-FOAM CAR/VEH-8703,4	249224	1807581	255339	1808013
940310 METAL FURNITURE USED IN OFFICE	1282	63822	21000	256437
940320 OTH,METAL FURNITURE O/THN OFFI	17360	129203	46472	204494
940330 WOODEN FURNITURE-OFFICE USE	22235	126551	26450	233060
940340 WOODEN FURNITURE-KITCHEN UES	23411	96934		50072
940350 WOODEN CABINETS	33320	273686	74143	478046
940360 OTHER WOODEN FURNITURE	49822	243885	25906	135409
940370 FURNITURE OF PLASTICS	12462	48090	7424	45567
940382 FURNITURE OF BAMBOO	33	102	26	26
940383 FURNITURE OF RATTAN	71	1703	40	102
940389 OTHER FURNITURE OF CANE, OSIER	10801	19602	11185	49220
940390 PARTS FURNITURE H -NO.94.03.	28220	79450	25672	63762
940410 MATTRESS SUPPORTS	22068	52710	3185	11110
940421 MATTRESS CELLU RUBBER/PLSTIC	639	17934	199	1165
940429 MATTRESS OF OTHER MATERIALS	6647	14757	379	20433

Contd.

## 10.11 Imports by Economic Categories (Detail)

(In Thousand Rupees)

Items	December, 2018	From July, 2018	December, 2017	From July, 2017
940430 SLEEPING BAGS	1	382	30	528
940490 OTH,ARTI BEDDING&SIMI FURNISH.	6851	35278	7815	45719
940510 CHANDELIERS	259574	1693801	192945	1989949
940520 ELECTRIC TABLES,DESK,BEDSIDE	5118	42857	12168	66219
940530 LIGHTING SETS CHRISTMASTREES	33012	724150	24965	634900
940540 LIGHT SYSTEM FILM SHOOTING	72302	635232	143732	2362203
940550 NONELEC TUBULAR DAYLIGHT DEVIC	1607	4872	1140	5679
940592 PARTS OF PLASTIC H-94.05,N.E.S	1929	11022	1618	4898
940610 GREEN HOUSES OF WOOD	9880	286335	52375	365452
940690 OTHER GREEN HOUSES	469077	2713812	531798	2582849
950300 WHEELED TOYS RIDDEN BY CHILDR	433973	2475960	410156	2726611
950420 ARTI&ACCE, BILLIARDS ALL KIND	8768	26935	8937	31717
950430 OTH GAMES OPERA BY COIN/CARDS	2105	29823	2106	48160
950440 PLAYING CARDS	9611	44428	5097	35973
950450 VIDEO GAMES CONSOLES&MACHINES	13	3384	147	19633
950490 DICE CUPS	2200	71943	6535	31309
950510 ARTI FOR CHRISTMAS FESTIVITES.	6055	11168	14080	32787
950590 OTHER ENTERTAINMENT ARTICLES	69298	299563	53703	366494
950611 SNOW SKIS		4		13
950619 OTH;SNOW SKI EQUIPMENT.	702	2575	195	1494
950621 SAILBOARDS				151
950629 OTH;WATER SKI,SURF BOARD W-SPO	3499	4882	7390	24697
950631 GOLF CLUBS COMPLE/OTH GOLF EQU		4	102	935
950632 GOLF BALLS	1302	4911	1357	4259
950639 OTHER;GOLF EQUIPMENTS	10	2526	631	2450
950640 ARTI,EQUIP FOR TABLE-TENNIS.	1648	5496	494	7125
950651 LAWN-TENNIS RACKETS,W/N STRUNG	21	866	186	2137
950659 BADMINTON RACKETS	13736	67046	11620	60675
950661 LAWN TENNIS BALLS	9726	69158	11690	92105
950662 FOOTBALLS	11830	57715	7987	32704
950669 CRICKET BALLS	3277	17003	2671	27588
950670 ICE SKATES,ROLLER INCL SKABOOT	698	6567	1843	5473
950691 EQUIP. FOR OTHER PHY EXERCISE	92751	528420	72432	655307
950699 FOOTBALL COVER	11676	119395	47670	147301
950710 FISHING RODS	76	1019	55	393
950720 FISH -HOOKS,W/N SNELLED.	21	951	4	1932
950730 FISHING REELS	204	685	112	556
950790 OTH LINE FISHING TACKLE NETS	1758	8619	361	4288
950810 TRAVELLING CIRCUSES/MENAGERIES	267	408		61
950890 SWINGS,SHOOTING GALLERIES ETC.	35148	129642	27326	225396
960110 WORKED IVORY,ARTICLES OF IVORY				2906
960190 WORKED TORTOISE-SHELL ARTICLES	34	144		104
960200 GELATINE CAPSULES	142209	704440	176296	893997
960310 BROOM,BRUSHE,CONS TWIN,VEG-MAT	1983	5637	939	19524
960321 TOOTH BRUSHE,INCL DENT-PLA BRU	56717	254222	41564	372504
960329 OTH;SHAVING,HAIR,NAIL BRUSHES.	7739	39856	13499	69859
960330 ARTST,WRITING,SIMILAR BRUSHES	4416	25899	3691	13723
960340 PAINT,DISTEPER,VARNISH BRUSHES	392	12247	1657	16878
960350 OTH BRUSHES CONSTI PART MACHIN	8383	31740	14707	52318
960390 OTH;HAND OPE MECHANICAL F-SWEPR	31992	152712	45413	191529
960400 HAND SIEVES AND HAND RIDDLES.		873	96	604
960500 TRAVEL SETS FOR PERSONALTOILE.	1125	5629	465	6728
960610 PRESS-FASTENERS,SNAP-FASTENER.	53436	235157	62445	177523
960621 BUTTON OF PLASTICS,NOT COVERED	180827	1257370	114524	623210
960622 BUTON OF BASE METAL,COVER TXT	37499	191948	24783	173608
960629 PRESS STUDS	83150	328806	56776	358963
960630 BUTTON MOULDS,PARTS OF BUTTON.		6	135	24726
960711 SLIDE FASTENER FIT CHAIN SCOP.	38069	237127	24095	159137
960719 OTHER;SLIDE FASTENERS	180881	774049	186416	835102
960720 PARTS; SLIDE FASTENERS	3683	47920	8171	53629
960810 BALL POINT PENS	11113	83493	17107	96070

Contd.



## 10.11 Imports by Economic Categories (Detail)

(In Thousand Rupees)

Items	December, 2018	From July, 2018	December, 2017	From July, 2017
960820 FELT TIPPED,PORUS TIPPED PEN	39250	193056	44440	147388
960830 FOUNTAIN PEN,STYLOGRAPH PEN	5939	48508	9493	56242
960840 PROPELLING OR SLIDING PENCILS	270	773		19
960850 SETS OF ARTICLES FROM TWO FOR-H	3408	7640	2820	12269
960860 REFILLS FOR BALL POINT PEN.	48098	168036	12387	86486
960891 PEN NIBS AND NIB POINTS	62856	316213	44858	184787
960899 PEN CAPS,CLIPS OF STEEL M-LOCL	49535	169484	18201	140823
960910 PENCILS&CRAYON W-LEADS ENCASED.	87520	606983	205933	1085301
960920 PENCIL LEADS, BLACK	10338	42341	20693	64401
960990 OTHER;PENCIL,DRAWING CHARCOALS.	14751	56031	3249	29638
961000 SLATES&BOARDS,WRITING/DRAWING	10682	38222	6223	27151
961100 DATE,SEALING OR NUMBERING STAMPS	1691	9818	3197	10345
961210 RIBBONS FOR DOT MATRIX PRINTER	20046	150354	16301	88361
961220 INK-PADS	25	644	103	1106
961310 POCKET LIGHTERS,GAS FUELLED	1509	11173	17651	53982
961320 POCKET LIGHT,GAS FUELLED,REFILLABLE	20220	62269	2179	16127
961380 LIGHTERS M-CARS OF H-8703	3913	20124	6856	20993
961390 PARTS OF CIGARETTE LIGHTERS	833	2171	107	649
961400 SMOKING PIPE&CIGAR OR CIG.HOLDER	1613	10130	1477	5481
961511 COMBS,HAIR-SLIDES,OF HARD RUBBER	5265	39294	14509	59001
961519 OTHER;HAIRPINS,CURLING PINS,LIKE	1862	13290	1478	19958
961590 HAIR PINS	77644	445388	67806	502380
961610 SCENT SPRAY SIMILAR TOILET SPRAY	12263	77620	14584	73750
961620 POWDER-PUFFS&PADS FOR APPLICATION	6119	23531	3101	19177
961700 VACUUM FLASKS	59352	299557	145749	631613
961800 TAILORS,DUMMIES&OTHER LAY FIGURES.	3305	12343	5466	34267
962000 MONOPODS, BIPODS, TRIPODS	1044	11582	88	229
970110 PAINTING,DRAWING,PASTELS.	516	14645	5751	10071
970190 OTHER COLLAGES&SIMILAR DECORATIVE	2473	8105	194	36467
970200 ORIGINAL ENGRAVINGS,PRINTS.		19995		5188
970300 ORIGINAL SCULPTURES&STATUARY	71	158	9791	9920
970400 POSTAGE&REVENUE STAMPS,STAMPS	16	165	15	95
970500 COLLECTIONS&COLLECTORS, PIECES.	1197	1761	61	2423
970600 ANTIQUES OF AN AGE EXCEED 100 YEARS.				2
990900 TRANSACTIONS LESS THAN RS.1000	230	18037	19509	36947
991000 SAMPLES HAVING NO-COMMERCIAL VALUE	609420	2252076	46707	1952300
2. RAW MATERIAL TOTAL ( A + B )	335724150	1967119010	266777736*	1557493249
A. CONSUMER GOODS TOTAL	272431702	1597601944	215276576*	1254611862
050400 GUTS,BLADERS,STOMACH OF ANIMAL	2142	7708	1538	10152
050510 FEATHER,USED FOR STUFFING;DOWN	23	23		
050590 OTHER SKINS AND PARTS OF BIRDS		1845	3366	26748
050610 OSSEIN,BONES TREATED WITH ACID	3579	12763	841	9048
050690 BONES, POWDER	1913	12716	680	40298
050790 HORNS		2065	190	3397
050800 SHELLS	1070	1399	863	1732
051000 AMBERGRIS,CASTOREUM CIVET,MUSK	140	190		126
051110 BOVINE SEMEN	2975	129530	5039	91874
051191 FISH EGGS		23		217
051199 SILK WORM EGGS				65
060110 BULBS	6299	114329		76477
060120 BULB TUBERS,ROOTS,CHICORY PLANT				6
060210 UN-ROOTED CUTTING AND SLIPS				609
060220 TREES,SHRUBS,BUSHES,GRAFTED		5188	5753	11475
060240 ROSES,GRAFTED OR NOT				37

Contd.

## 10.11 Imports by Economic Categories (Detail)

(In Thousand Rupees)

Items	December, 2018	From July, 2018	December, 2017	From July, 2017
060290 MUSHROOM SPAWN	278	53194	17669	103639
060311 ROSES FRESH	975	1837	929	1572
060314 CHRYSANTHEMUMS FRESH	7572	27404	7789	24150
060319 OTH FRESH FLOWER,BUDS FOR BOUQ	2583	4643	1937	4282
060390 OTH FLOWER FRESH DRIED DYED BL	1204	7212	3289	18445
060490 O.PARTS OF PLANTS FOR BOUQUETS	3	309		27
110812 MAIZE (CORN), STARCH	13644	209120	63342	216294
110813 POTATO, STARCH	70779	458320	36023	364713
110814 MANIOC (CASSAVA) STARCH	1368	6279	873	10024
110819 OTHER STARCHES	8	23	2443	2716
110820 INULIN		1433	631	9324
110900 WHEAT GLUTEN,WHETHER/NOT DRIED	25499	98275	8625	112287
120110 SOYA BEAN SEED	13382171	63087608	5709428	45221229
120190 SOYA BEAN,W.OR-N-BROKEN/SHELED		8	2	233
120241 OTH GROUND NUTS IN SHELL	1921	5194	101828	452300
120242 GROUND-NUTS SHELLED BROKEN/N-B	82083	403817	215033	1011712
120300 COPRA	46251	698534	186755	840526
120400 LINSEED,WHETHER OR NOT BROKEN		955	6894	33715
120510 LOW ERUCIC ACID RAPE/COLZASEED	5675256	20564573	5931444	24722394
120590 OTHER RAPE/COLZA SEED		47103		29422
120600 SUNFLOWER SEED,WHETH/NOT BROKE	79483	179958	745445	1989921
120721 SEEDS FOR CROP (COTTON SEEDS)			803	806
120750 MUSTARD SEEDS		113545		69430
120770 MELON SEEDS	654	16355	822	13059
120791 POPPY SEEDS				1169
120799 OTH,OIL SEED/OLEAGINOUS FRUITS		11	1	3359
120810 FLOUR AND MEALS OF SOYA BEANS		1918	1290	4054
120890 FLOURS AND MEALS OF CASTER		77		1
120910 SUGAR BEET SEED USE FOR SOWING	121	108512		79920
120921 LUCERNE (ALFALFA) SEED	8664	359481	5206	196421
120922 CLOVER (TRIFOLIUM) SEED	6671	2380736		2275229
120925 REY GRASS SEED		5629		3227
120929 OTHER SEEDS OF FORAGE PLANTS	36829	216992	67806	138792
120930 SEED OF HERBACEOUS PLANTS		79		1790
120991 ONION SEEDS	412470	3541962	152869	2037379
120999 OTH SEEDS OF FRUIT FOR SOWING	19453	510895	126367	1445731
121190 OTH PLANTS AND PARTS OF PLANTS	85763	526043	88603	422962
121221 SEAWEDS/ALGAE FIT FOR HUMAN		2	27	2694
130190 CANNABIS RESIN/CANABIS BALSAMS	67721	358144	33414	262650
130212 SAP AND EXTRACTS OF LIQUORICE	161	982	263	3053
130219 OTH SAPS & EXTRACT OTH VEG SAP	56483	210808	17340	147768
130220 PECTIC SUBSTANCES,PECTINATES	32872	106343	32579	146467
130231 AGAR-AGAR	5	40501		35887
130232 GUWAR GUM	38232	219842	41996	183416
130239 OTHER MUCILAGES AND THICKENERS	18811	205861	10042	165153
140110 BAMBOOS	16372	70997	9570	78303
140120 RATTANS	13305	53925	4705	36596
140190 OTH VEG MATERIAL USED PLAITING		146		
140420 COTTON LINTERS				7
140490 TENDU LEAVES(BIDI LEAVES)	318724	2021790	313590	1926442
150190 POULTRY FAT OTH THAN H-02.09	5559	15727	4315	16956
150210 TALLOW (OTHER THAN OF H-15.03)	41297	961172	186144	1319178
150410 FISH-LIVER OILS THEIR FRACTION		2825	747	2072
150420 FATS OILS THEIR FRACT OF FISH	154	3263	1805	1825
150430 FATS & OILS & THEIR FRACTIONS			322	322
150500 LANOLIN	7673	38207	15551	38493
150600 OTH ANIMAL FATS AND OILS/FRACT				1054
150710 SOYABEAN OIL & ITS FRACT CRUDE	1043588	6170300	385095	10663574
150790 OTH SOYABEAN OIL & IT FRACTION	25516	127951	11163	113425
150890 OTH GROUND NUT OIL & ITS FRACT	329	2036		1698
150910 OLIVE OIL & ITS FRACT (VIRGIN)	32496	159421	32253	113203

Contd.

## 10.11 Imports by Economic Categories (Detail)

(In Thousand Rupees)

Items	December, 2018	From July, 2018	December, 2017	From July, 2017
150990 OTH OLIVE OIL & ITS FRACTIONS	152074	559893	81034	370661
151000 OTH OIL/FR,INCL BLENDS OF OIL		4949	19	79
151110 PALM OIL & ITS FRACTIONS CRUDE	2626395	7576863	708372	4255263
151190 PALM STREARIN	17437903	112511207	17938624	105607174
151211 SUNFLOWER-SEED/SAFLOWER OILCRU		1576		
151219 OTH SUNFLOWER SEE&SAFLOWER OIL	4698	22519	5686	54201
151229 OTH COTTON SEED OIL & IT FRACT	70	169		51
151311 COCONUT OIL,ITS FRACTION CRUDE		32582	2307	6770
151319 OTH COCONUT OIL,ITS FRACTIONS	96426	440932	93075	465923
151329 OTH PALM KERNEL/BABASSU OIL	63272	1013149	70418	779671
151419 OTH COLZA/MUSTER OIL,FRA/CRUDE		91		1845
151511 LINSEED OIL & ITS FRACT CRUDE		5253		
151519 OTH LINSEED OIL & ITS FRACTION	952	3937		421
151529 OTH MAIZE OIL & ITS FRACTIONS	23321	99578	44309	144688
151530 CASTOR OIL AND ITS FRACTIONS	21483	98187	14560	131227
151550 SESAME OIL & ITS FRACTIONS	1064	2207	48	3007
151590 OTH FIXED VEGETABLE OILS/FRACT	1007	30970	947	6678
151610 ANIMAL FATS /OILS&ITS FRACTION				102
151620 VEGETABLE FAT & ITS FRACTIONS	270034	1644482	242563	1203696
151710 MARGARINE,EXCL LIQUID MARGARIN	5622	38756	7294	58440
151790 OTH MARGARIN,EDIB MIX/PREP ETC	162429	1196592	154045	993676
151800 ANIMAL/VEG FAT/OILOXIDISE ETC	17737	97906	8847	108022
152000 GLYSEROL,CRUDE WATER & LYES	6234	32968	5242	20302
152110 VEG WAX WHETHER OR NOT REFINED	7871	22278	19870	27280
152190 BEES WAX		40262	3646	33200
152200 RESIDUES OF ANMAL/VEGTABLE WAX	42964	138821	5610	39359
160100 SAUSE,PROD MEAT-FOOD PREP OFFL	976	16049	1468	9348
220710 UNDENATURE ETHYL ALCOHOL O/SPR		5266	2240	3878
220720 ETHYL ALCOHOL/OTH SPIRITS DEN			997	1002
240120 TOBACO-WHOLY/PARTLY STE/STRIP	213912	1098222	46050	557786
240130 TOBACCO REFUSE		879	312	4964
251010 AAT,C/PHOS,ALUM/C/PHOS&PH/CUG	251	2815035	293733	2346320
251020 AAT,C/PHOS,ALUM/C/PHOS&PH/CGD				1
270810 PITCH		12755	2334	18234
270820 PITCH COKE		2388		
270900 PETROLEUM OILS FROM BITUMINOUS	49921114	312768607	32005508	185986737
271019 KEROSENE	24195245	142426813	32336837	210816117
271020 PETROLEUM OILS(OTH THAN CRUDE)		1012		
271099 OTH WASTE OILS		4742		3983
271111 NATURAL GAS,LIQUIFIED	34902214	219784639	19045204	92898845
271112 PROPANE, LIQUIFIED		25524	210	4828
271113 BUTANES, LIQUIFIED	183	183		157
271119 L.P.G. LIQUEFIED	3807691	14876317	3448529	17114867
271121 NATURAL GAS,IN GASEOUS STATE		191		178
271290 SLACK WAX	37672	179654	32029	111360
271311 PETROLEUM COKE;NOT CALCINED	495001	514233	361119	377504
271312 PETROLEUM COKE; CALCINED	7647	23263	2435	23083
271320 PETROLEUM BITUMEN	1705490	7244155	520275	3051054
271490 OTH BITUMEN & ASPHALT NATURAL.		18080	845	19705
290110 SATUR BUTANE,PENTANE & HEXANE	42	28380	5657	14153
290121 UNSATURATED ETHYLENE.	379548	4875969	925207	4757343
290123 UNSATURAT BUTENE/ISOMER THROF				146
290129 UNSATURATED HEPTANES	4821	13305	2167	5670
290211 CYCLOHEXANE	4250	18815	2664	11024
290219 CYCLOPENTANE	36265	220188	21393	153385
290220 BENZENE, PURE		115		51
290230 TOLUENE, PURE	200515	640057	152606	471298
290241 O-XYLENE	266144	1634653	241180	1049062
290243 P-XYLENE	5118535	24839995	3786143	13141979
290244 MIXED XYLENE ISOMERS		18604		7212
290250 STYRENE	796094	4655874	748877	3277979

Contd.

## 10.11 Imports by Economic Categories (Detail)

(In Thousand Rupees)

Items	December, 2018	From July, 2018	December, 2017	From July, 2017
290260 ETHYLBENZENE				4311
290290 NEPTHALENE	17927	66427	7780	53877
290312 DICHLOROMETHANE(METHYLEN CHLRD	31908	235273	47021	205046
290313 CHOLOROFORM(TRICHLOROMETHANE)	8151	168692	8572	135195
290315 ETHYLENE DICHLORIDE(1,2-DI CH)	643630	1672632		555340
290319 1,1,1-TRICHLOROETHANE	8258	38884	4754	48446
290321 UNSATURATED VINYL CHLORIDE				698613
290322 UNSATURATED TRICHLOROETHYLENE	21145	131163	31667	137043
290323 UNSATURATE TETRACHLOROETHYLENE	4791	19266	4995	60138
290329 OTH UNSATUR DERIV ACYCL H'CARB	45	45		22
290339 OTH BROMOMETHANE(METHYL BROMI)	102188	533266	69795	461748
290371 CHLORODIFLUOROMETHANE	135982	452909	117305	325916
290372 DICHLOROTRIFLUOROETHANS			888	888
290373 DICHLOROFLUROETHANES	33687	60385	9380	109367
290374 CHLORODIFLUOROETHANES		8201	6193	12278
290377 PENTACHLOROFLURO METHANE/ETHA		7092		9807
290379 OTH CHLORODIFLUOROMETHANE	1048	7191	401	401
290381 1,2,3,4,5,6HEXACHLORO CYCLOHEX				49
290389 OTH HELOGEN DERIV CYCLANIC ETC		514		
290391 CHLOROBENZENE	2004	12650	1387	7870
290399 OTH HALOGENATED DERIV H.CARBON		29870	4	12579
290410 BENZENE SULPHONIC ACID	10880	70242	16187	70320
290420 NITROBENZENE (MIRBANE OIL)	3202	50972	16801	31996
290499 OTH DERIVATIVE NITRO/NITROSO	12647	55965	9400	31023
290511 SATURAT METHANOL(METHYL ALCHL)	653521	3822016	481582	2311718
290512 SATURATED PROPYL ALCOHOL	96319	941580	151085	1008307
290513 SATUR BUTAN-I-01(N-BUTYLALVHL	3240	77098	1750	50630
290514 OTHER SATURATED BUTANOLS	9999	117020	10987	54764
290516 SATUR OCTANOL/ISOMERS THEREOF	299400	2300982	488561	2037412
290517 SATURATED STEARYLE ALCOHOL	2254	36928	8812	44972
290519 ISO NONYL ALCOHOL (INA)	7609	122728	2025	49153
290522 UNSATUR ACYCLIC TERPENE ALCOHL	19117	46297	2552	31523
290529 OTH UNSATUR MONOHYDRIC ALCOHOL	2613	8709		2205
290531 ETHYLENE GLYCOL(ETHANEDIOL)MEG	1913988	17870444	2390634	14856250
290532 PROPYLEN GLYCOL(PROPAN-1,2-DIO	161385	891215	129192	770842
290539 OTHER, DIOLS	176	70117	12671	44373
290541 2-ETHYL-2(HYDROXYMETHLY-PROPAN		16860	225	27105
290542 PENTAERYTHRITOL	80415	437176	26539	252060
290543 MANNITOL	4773	107395	9186	85028
290544 D-GLUCITOL (SORBITOL)	4515	36360	1178	26297
290545 GLYCEROL	138906	568247	76616	323527
290549 OTHER,POLUHYDRIC ALCOHOLS	1466	15712		11272
290559 OTHER HALOGENATED, SULPHONATED	1631	4842	84	6272
290611 MENTHOL	110370	392602	52866	251840
290612 CYCLOEXANOL,METHYL/DIMETHYL	9	9		3690
290613 STEROLS AND INOSITOLS	2274	14345	4300	16729
290619 OTH TERPINEOLS	18049	83435	19288	95365
290621 BENZYL ALCOHOL	7587	47491	16007	29981
290629 CYCLIC ALCOHOLS BAS PESTICIDES	21042	60773	1828	15041
290711 PHENOL(HYDROXYBENZENE)IT SALT	39557	316056	43008	278871
290712 CRESOLS AND THEIR SALTS		9140	4618	4635
290713 OCTYLPHENOL,NONYLPHENOL/ISOMER				2479
290715 NAPTHOLS & THEIR SALTS	337	8435	166	3710
290719 OTHER MONOPHENOLS	386	18632	3354	18511
290721 RESORCINAL AND ITS SALTS	7997	19667		17023
290722 HYDROQUINONE (QUINOL)ITS SALT	146	20857	6736	11998
290723 4,4-ISOPROPYLDENEDIPHENOL/SALT	17752	57913	18499	61619
290729 OTHER, POLYPHENOLS	7708	108660	19001	81118
290811 PENTACHLOROPHENOL (ISO)	8	8		
290819 OTH 4-CHLORO, 3-METHYLEPHENOL	827	33176	2508	8460
291511 FORMIC ACID	41371	157754	14058	120054

Contd.

## 10.11 Imports by Economic Categories (Detail)

(In Thousand Rupees)

Items	December, 2018	From July, 2018	December, 2017	From July, 2017
291512 SODIUM FORMATE,CALCIUM FORMATE	153726	793790	36049	337737
291513 ESTERS OF FORMIC ACID	2316	3122	1670	4004
291521 ACETIC ACID	716334	2597929	396774	1293113
291524 ACETIC ANHYDRIDE			1751	1751
291529 CALCIUM ACETATE	5626	43755	9344	41675
291531 ETHYL ACETATE	5554	37903	2196	73638
291532 VINYL ACETATE	196774	1423643	166964	679660
291533 N-BUTYL ACETATE		53	4	3369
291536 DINOSEB (ISO) ACETATE		812		539
291539 BENZYL ACETATE	109000	620525	89142	364467
291540 MONO/DI/TRICHLOROACETIC ACID-S	30	2549	644	9888
291550 PROPIONIC ACID,ITS SALT/ESTERS	15442	117991	9746	88162
291560 BUTYRIC ACIDS,	38061	161448	24792	136138
291570 STEARIC ACID (CHEMICALLY PURE)	31959	265290	51516	290702
291590 OTH SAT ACYCLIC MONOCARBOXYLIC	134137	980718	109221	716227
291611 UNSATU ACRYLIC ACID/ITS SALTS	5830	129240	25163	101987
291612 UNSATURATE ESTER ACRYLIC ACID	280341	1331269	183037	877325
291613 UNSATU METHACRYLIC ACID/SALTS	1774	16687	723	6742
291614 UNSATU ESTER,METHARYLIC ACID	86118	676371	47214	492927
291615 UNSATURATED OLEIC ACID	710	12676		16177
291619 OTH MALEIC ACID,AZDN(2-AZOBIS)	14504	123254	30739	87718
291620 CYC-LANIC,LENIC LOTEPHENI ACID	8863	71135	25969	70492
291631 BENZOIC ACID,	19035	159561	17438	106104
291632 BENZOYL PEROXIDE/BENZYL CHLRID	5640	39656	3433	21265
291634 PHENYLACETIC ACID & ITS SALTS	30	30		37
291639 IBUPROFEN	56644	902316	91905	629566
291711 OXALIC ACID	7843	101156	3401	68209
291712 ADIPIC ACID,ITS SALTS/ESTERS	102009	795133	28017	607315
291713 AZELAIC/SEBACIC ACID/SALT/ESTR	29	29597	2838	19874
291714 MALEIC ANHYDRIDE	35520	180856	31610	142865
291719 OTH ACYCLIC POLYCARBOXYL ACID	9642	61903	15381	60388
291720 CYC-LANIC,LENIC LOTERPENC ACID	6570	24099		21661
291732 DIOCTYL ORTHOPHTHALATES		5637		2017
291733 DINONY/DIDECYL ORTHOPHALATES		6748		
291734 DIBUTYL ORTHOPHTHALATES	13973	110352	5979	84333
291735 PHTHALIC ANHYDRIDE	75417	419894	21478	153431
291736 PURE TERPHTHALIC ACID(PTA)	1802560	10547868	850710	5384681
291739 ISO PHTHALIC ACID	77508	230925	26424	385340
291811 LACTIC ACID	28301	108598	13329	100187
291812 TARTARIC ACID	628	27000	2419	46951
291813 SALT & ESTER OF TARTARIC ACID	89	7998		7846
291814 CITRIC ACID	235496	975817	197863	988875
291815 SODIUM CITRATE	25054	182006	18408	230613
291816 GLUCONIC ACID,SALTS & ESTERS	203895	574216	58547	441816
291819 OTH ESTER,SALTS OF CITRIC ACID	8797	65821	989	88278
291821 SALICYLIC ACID	5609	22062	859	17571
291822 ASPARIN	7646	95776	31810	81023
291823 OTH ESTER,SALICYLIC ACID/SALTS	3026	15870	2601	12117
291829 OTH CARBOXYLIC ACID+PHENOL FUN	24729	112545	18922	100046
291830 CARBOXYLIC ACID+ALDEHYDE/KETON	20427	81967	16104	52536
292990 ISOCYANIDES	13396	83665	13634	118445
293020 2-N,N-DIMETHYL AMINO-1 SODIUM	22406	144865	34576	153614
293030 THIURAM MONO-,DI-,TETRASULPHID	287	4632		8959
293040 METHIONINE	391888	2294174	230827	1951230
293090 2 N,N-DIMETHYLANINO1,3DISODIUM	46338	668621	29624	231921
293110 TETRAMETHYL LEAD&T-ETHYL LEAD	5622	34924	13100	28465
293120 TRIBUTYLTIN COMPOUNDS		676		988
293133 DIETHYL ETHYLPHOSPHONATE		1414		
293134 SODIUM3(TRIHYDROXYSILL)PROPYL	187	187		
293138 SALT OF METHYLPHOSPHONIC ACID		47		
293139 O-ALKYL(<C10,INCL.GCYCLOALKYL)	7	17910	563	6656

Contd.

## 10.11 Imports by Economic Categories (Detail)

(In Thousand Rupees)

Items	December, 2018	From July, 2018	December, 2017	From July, 2017
293190 INGR.PESTI CON.PHOSPHORUS ATOM	33310	1107270	188074	1258895
293211 TETRAHYDROFURAN	108	3323	528	1437
293212 2-FURALDEHYDE (FURFURALDEHYDE)	3	14		21
293214 SUCRALOSE	2743	18915	3249	5918
293219 OTH HETEROCYCLIC COMP UNFUSED	40123	146161	5463	49641
293220 4,5,6,7-TETRACHLOROPHTHALIDE	28977	277697	51465	154505
293299 2,3 DIHYDRO,2-DIMETHYL,7BENZO	225503	991776	143639	627483
293311 PHENAZONE & ITS DERIVATIVE	5742	6341	2030	6710
293319 OTH COMP UNFUSE PYRAZOLE RING	23699	115833	19895	90662
293321 HYDANTOIN AND ITS DERIVATIVES	2616	10165	1869	10429
293329 OTH COMP UNFUSE IMIDAZOLE RING	217233	993065	171531	847060
293331 PYRIDINE AND ITS SALTS		4036	397	476
293332 PIPERIDINE AND ITS SALTS				404
293333 ALFENTANIAL(INN)(ANILERIDINE)	19693	50604	16298	104076
293339 CHLOROPHENIRAMINE & ISONIAZID	393697	2047958	218026	1585881
293341 LEVORPHANOL(INN) & ITS SALTS				2853
293349 AMODIAQUINE	193781	1045463	177221	849968
293352 MALONYLUREA/IT DERIV/SALT THOF		54		1067
293353 ALLOBARBITAL(INN)(AMBARBITAL)	2119	9120	1858	1989
293354 OTH DERIVATIVES OF MALONYLUREA				50
293359 O-DIETHYL,O,ISO PHROPYL-6 ETC	553604	2298689	365204	1865531
293361 MALAMINE	167884	603647	81503	395714
293369 PYRIMETHANINE	153551	831575	121486	458993
293371 6-HEXANELACTAM(EPSILON-CAPROL)	1163	7456		2043
293372 CLOBAZAM(INN),METHPRYLON(INN)		38537		5985
293379 ISATIN (LACTAM OF ISTIC ACID)	95685	385033	28019	119050
293391 ALPRAZOLAM(INN) CAMAZEPAM(INN)	2607	115176	37938	59843
293392 AZINPHOS-METHYL (ISO)		80		
293399 OTH INGREDIENTS FOR PESTICIDES	359948	2145528	251444	1442188
293410 NUCLEIC ACID BASE PESTICIDES	47663	448153	37291	234246
293420 COMP BENZOTHIAZOLE RING SYSTEM	14849	198102	26300	82397
293430 COMP PHENOTHIAZINE RING SYSTEM	1829	25435	3344	50686
293491 AMINOREX(INN),BORTIZOLAM(INN)	1145	9384		6481
293499 FURAZOLIDONE	897474	5198475	835929	3968934
293979 OTH DERIVATIVES OF VEGETAL		12230		3561
293980 VEGE ALKALOIDS BASE PESTICIDES	5905	15205	2901	15470
294190 CEPHALEXIN	852565	4754575	891736	4706328
310100 ANIMAL/VEG FERTILIZER/PRODUCTS	14470	295285	6041	31548
310210 UREA,WHET OR NOT AQUEOUS SOLUT	5040789	5064296	2008	23667
310221 AMMONIUM SULPHATE	61177	850786	97549	895138
310229 MIX AMMONIUM SULPHATE/NITRATE		4393	66702	162675
310230 AMMONIUM NITRAT,WHET/NOT AQUES	13850	170498	33504	183273
310240 MIXT,AMMONIUM NITRAT/CALC CARB				1716
310250 SODIUM NITRATE,CRUDE	29247	102923	16203	64323
310260 MIXT,CALCIUM/AMMONIUM NITRATE	1489	1489		2546
310290 OTH,MIN/CHEM NETROG FERTILZER		10908		16743
310311 SUPERPHOSPATES CONT W35%(P2O5)	45740	45740	17864	53811
310319 OTHER SUPERPHOSPATES	762	164420		63930
310390 OTH,MIN/CHEM FERTILIZE PHOSPHT		5304		3517
310420 POTASSIUM CHLORIDE	93676	657966	7286	506011
310430 POTASSIUM SULPHATE	368892	1803366	322255	1926609
310490 OTH,MIN/CHEM FERTILIZE POTASIC	39646	592638	31216	792499
310510 MIN/CHEM FERTILIZER >10KG	191	6406	3333	5685
310520 MIN/CHEM FERTZ ELEM NIT/PHO/PT	55385	194837	11673	84587
310530 DIAMMONIUM HYDROG ORTHO-PHOSPH	5999414	69828489	5917488	49090506
310540 AMMONIUM DIHYDROGEN ORTHO-PHOS	41410	2661849	1614	326663
310551 CHEM FERTZ CON NITRAT/PHOS		6491	188	710
310559 OTH MIN/CHEM FERTZ NITRAT/PHOS	39189	931533	644	10429
310560 MIN/CHEM FERTZ ELEM PHOS/POTAS		9119	604	2056
310590 OTH MINER/CHEMICAL FERTILIZER	35275	130807	21728	79544
320110 QUEBRACHO EXTRACT	5840	43051	7844	56315

Contd.

## 10.11 Imports by Economic Categories (Detail)

(In Thousand Rupees)

Items	December, 2018	From July, 2018	December, 2017	From July, 2017
320120 WATTLE EXTRACT	15699	192592	11444	154019
320190 ACAACIA CATECHU (CUTCH)	35502	244131	49133	247353
320210 SYN ORGANIC TANNING SUBSTANCE	259758	1095857	171142	999811
320290 TANNING SUBS/PREP CHROMUM SUPH	160499	857958	72079	578888
320300 COLOUR MATTER,ACACIA CATECHU	8907	61900	4003	46393
320411 DISPERSE DYES/PREP BASE THEROF	370289	2043448	259661	1389859
320412 ACID DYES PREMETALISE/PREP/DYE	183525	1039059	158225	856747
320413 BASIC DYES/PREP BASE THEREON	117766	530918	103958	388500
320414 DIRECT DYES/PREP BASE THEREON	53604	261586	42190	190910
320415 VAT DYES IDIGO BLUE	535614	3093536	536519	2176825
320416 REACTIVE DYES PREP BASE THREON	876467	5361199	838045	4338503
320417 PIGMENT PREP BASE THEREON	252458	1874521	238153	1482205
320419 DYES SULPHUR	210793	1296770	134675	873589
320420 SYN ORGN PROD USE FLUORESCENT	102046	542584	29255	386305
320490 OTH,SYN ORGN COLOURING MATTER	2703	51335	1754	59000
320500 COLOUR LAKES,PREP AS SPECIFIED	20047	173348	40547	153680
320611 PIGMENT PREP TITANIUM DIOXIDE	959582	4880861	598132	4410520
320619 OTH,PIGMENT/PREP TITANIUM DIOX	20046	117463	18952	70887
320620 CHROME YELLOW	33780	147253	19286	75207
320641 ULTRAMARINE/PEP BASE THEREON	13725	34217	3532	27582
320642 LITHOPONE	7991	19917	185	22883
320649 MASTER BATCHES (COLOURED)	74393	519952	86065	451028
320650 FLOURESCENT POWDER		63		357
320710 OPACIFIERS	32960	178404	10744	78902
320720 VITRIFIABLE ENAMEL/GLAZE/ENGOB	22374	58384	10423	49213
320730 LIQUID LUSTER/SIMILAR PREPARAT	137	1603	1051	12223
320740 GLASS FRIT	189850	1314142	85048	632482
320810 VARNISHES BASED ON POLYESTERS	27096	157389	8181	140259
320820 VARNISH B-ACRYLIC/VINYL POLYMR	100003	474655	72233	426273
320890 O-VARNISH BASED ON POLYAMIDES	192176	1037050	129144	1007063
320910 VARNISH VINYL POLYMER DISPERS	13664	112765	20130	59663
320990 LACQUERED BLUE GOLDEN /SILVER	13102	223558	57387	229764
321000 DISTEMPERS	24027	129705	18204	134738
321100 PREPARED DRIERS FOR LEATHER	9375	109120	3658	85635
321210 STAMPING FOILS	40512	199708	44663	262595
321290 ALUMINIUM PASTE AND POWDER	25867	173941	21646	131430
321310 COLOURS IN SETS	6110	37984	5771	31014
321390 OTH COLOUR ARTIST/PAINTERS	1131	2616	1236	3442
321410 GLAZIER PUTTY(MASTIC B-ON OIL	36131	252414	21541	204420
321490 SILICON SEALANT	60625	488417	99532	369339
321511 ROLLING COATING PRINT INK BLK	61595	378738	70256	368906
340290 OTH ORG SURFAC ACT,WASH/CLEAN	86645	731793	131263	1094388
340311 PREPARA FOR, LEATHER INDUSTRY	30412	238434	40766	215667
340319 GREASES	271737	1334066	411936	1194029
340391 FAT LIQUOURS	240140	1316269	274046	1213081
340399 MOULD RELEASE PREPARATIONS	147160	731226	122395	644406
340420 ART/PREP WAXES,POLYETHEL GLYCL	49137	181682	22347	183396
340600 CANDLES,TAPERS AND THE LIKE	17329	69863	16974	83630
340700 DENTAL WAX/OTH PREP DENTISTRY	28377	131800	14350	79321
350110 CASEIN	30465	55868	9039	19032
350219 OTHER EGG ALBUMIN		4153		34
350220 MILK ALBUMIN,INCL WHEY PROTEIN	52533	108199		
350290 OTH ALBUMIN O/T EGG ALBUMIN		5		106
350300 GELATIN	6464	90808	15162	70938
350400 PEPTONEDERV,PROTEIN SUBSTANCE	7028	20843	1578	53265
350510 DEXTRINS	54166	318563	59270	340514
350520 STARCH GLUES	403	41521	8218	49521
350610 PROD SUITABLE USE GLUE/ADHESIV	115684	338129	43356	176512
350691 SHOE ADHESIVE	314175	1482420	181122	1004925
350699 SEALANT METHYLE ETHYLE 60TO70%	22495	186437	18785	120708
350710 RENNET AND CONCENTRATE THEROF	2231	12261	108	6779

Contd.

## 10.11 Imports by Economic Categories (Detail)

(In Thousand Rupees)

Items	December, 2018	From July, 2018	December, 2017	From July, 2017
360690 OTH FERRO CERUIUM/OTH PYROPHORC		4804		1960
370110 X-RAY FILM,PLATE IN FLAT UNEXP	138558	647769	71145	572909
370120 INSTANT PRINT FILM UNEXPOSED	1005	1960		6839
370130 O.PL&FILM-TEX.PRINTING.EXC.255	67228	597170	61117	389241
370191 O.PL/FILM-COLOUR PHOTOGRAPHY				323
370199 OTH PHOTOGRAP/PLAT/FILM/UNEXPS		130	3	60
370210 PHOT-FILM ROLL UNEXPOSE,X-RAY	170	400		385
370239 OTH PHOT FILM ROLL ST/UNEXPOSE	355	9897	1733	9636
370241 PHOT FILM W>610MM,L>200M,COLOR		2221		837
370243 PHOT FILM W>610MM,L<200M		1497		2018
370244 PHOT FILMW>105MM BUT<610MM	30693	169256	10790	147922
370296 PHOT FILM ROLL W<35MM,L<30M		30		
370310 PHOT PAPER/BOARD/TEXT W>610MM				228
370320 PHOT PAPER/BOARD/TEXT UNEX/COL	3947	16181	247	40752
370390 OTH PHOT PAPER/BOARD TEXT UNEX	8409	56829	3543	39598
370400 PHOT PLAT/FILM PAPER/BOARD EXP		23		260
370500 PHOTO PLATES FILMS EXP/DEV	44	44		92
370690 OTH CINEMA FILM EXPOSE DEVELOP	1295	4896	509	3089
370710 SENSITISING EMULSIONS	1895	27728	7532	49939
370790 OTH CHEM PREP,PHOTOGRAPHIC USE	32607	176557	30896	160670
380110 ARTIFICIAL GRAPHITE	2548	16956		17460
380120 COLOIDAL/SEMI COLOIDL GRAPHITE		7543	872	7600
380130 CARBONEOUS PASTE ELECTRODE	2018	23961	4552	8841
380190 OTH,PREP GRAPHITE O/T CARBON	749	7216	2087	15836
380210 ACTIVATED CARBON	17326	160428	25927	112290
380290 OTH ACT CARBON/NAT MINER PROD	3751	82518	8886	94400
380300 TALL OIL WHETHER/NOT REFINED		5729		2195
380400 RESIDUAL LYE FROM WOOD PULP NS	18589	109587	20218	78280
380510 GUM,WOOD,SULPHAT TURPENTIN OIL		1994	853	853
380590 OTH TERPENIC OIL CONIFER WOOD	4244	76528	10701	65052
380610 GUM ROSIN	77670	402484	76278	386229
380620 SALT OF ROSIN/RESIN ACIDS DERV		38083	17150	45684
380630 ESTERS GUMS	8464	46332		38304
380690 OTH,ROSIN,SPIRIT,OIL,RUN GUMS	3752	43646	13946	36155
380852 DDT<300G REG AGR PESTI ORD71		416		
380859 CLOFENOTANE<300 AG PEST ORD71		2	20	20
380869 PROD REG UNDER AGR PESTI ORD71		121	89	105
380891 MOSQUITO COIL, MATE&THE LIKE	431273	4613154	407883	3015365
380892 FUNGICIDES REG.UNDER A. P.O-71	315942	2419076	171083	1447922
380893 HERBICIDES R.UNDER A.P.O-71	970637	4072694	923469	4256161
380894 DISINFECTANTS	64385	286432	39760	232358
380899 PLANT-GROWTH REGULATORS R.O-71	7406	165685	25019	160233
380910 FINISHING AGENT AMYLACOUS SUBS	148	626	1207	7066
380991 PRINTING GUM STARCH TEX-PRIN	343503	2020390	291724	1758170
380992 OTH FINISHING AGENT DYE CARIER	54291	273472	44014	209421
380993 OTH FINISHING AGENT DYE CARIER	121284	567732	75789	502449
381010 PICKLING PREP METAL SURFACE	36129	268841	27338	204202
381090 PREP. COAT WELD ELECTRODE/CORE	97134	390683	82595	343325
381111 ANTI-KNOCK PREP OF LEAD COMP		27		147
381119 OTHER,ANTI-KNOCK PREPARATIONS	3726	23486	9056	60992
381121 ADD LUBRICATE,PET OIL BIT MINE	368299	4485147	410029	2910575
381129 OTH ADDITIVE LUBRICATING OIL	39037	458994	34150	352669
381190 OTH PREP ADDITIVE FOR LIQU USE	43832	582494	157835	716287
381210 PREPARED RUBBER ACCELERATORS	19742	141895	33148	147433
381220 COMPOUND PLASTICIZER RUB PL	2673	16611	1928	13552
381231 MIX OF OLIGOMERS TRIMETHYL	2614	7429	2133	15716
381239 OTH OXIDISIN/COMP FOR RUB/PLAS	225144	922389	108951	736807
381300 PREP/CHARG FIRE-EXTINGUISHERS	10081	48191	22768	40585
381400 ORGAN COMP SOLVENT/THINNER NES	16456	237422	47855	257022
381511 SUPORTED CATALYST WITH NI/COMP	30208	102980	11607	104346
381512 SUPORTED CATALYST WITH PR/METL		83447	582	1022302

Contd.



## 10.11 Imports by Economic Categories (Detail)

(In Thousand Rupees)

Items	December, 2018	From July, 2018	December, 2017	From July, 2017
381519 ANTIMONY TRIACETATE	105269	478121	22482	734380
381600 REFRACTORY CEMENT,MORTARS,CONS	148934	666742	128661	588501
381700 MIXE ALKYL-BENZEN&MIX AL-NAPHT	1041149	5754425	620571	4877934
381800 CHEM ELEMENT/COMP DOP-ELECTRON				107
381900 HYDRAULIC BRAKE FLUIDS	20556	97887	22858	100296
382000 ANTI-FREEZING PREP/DEICE FLUID	51025	208608	15451	154921
382100 PREP CULTURE MEDIA MICRO-ORGAN	23386	117321	17549	83900
382200 DIAGNOSTIC/LAB REAGENTS/PR-DIA	1382451	6887743	1134310	5561823
382311 STEARIC ACID	35167	199520	24079	168162
382312 OLEIC (OLIVE) ACID	1864	24704	4068	25234
382313 TALL OIL FATTY ACIDS	1309	5970		6270
382319 PALM FATTY ACID DISTILLATE	262181	2096647	307880	1784570
382370 INDUSTRIAL FATTY ALCOHOLS	20518	205707	15852	195550
382410 PREP BINDER FOUNDRY MOUL CORES	14213	136975	19846	123245
382430 NON-AGGLOMERATED METAL CARBIDE		1131		961
382440 PREPARED ADDITIVES FOR CEMENT	79749	367583	113334	535034
382450 NON-REFRACTORY MORTAR CONCRETE	6205	23481	13281	48573
382460 SORBITOL O/TH SUB-H-NO.2905.44	83370	439595	51892	335176
382475 MIX CON CARBON TETRACHLORIDE		673		51
382478 CON (PFCs)/(HFCs)BUT NOT(CFCs)	46467	221999	28194	200810
382479 OTH MIX CON HALOGE DER OF METH	654	77159	7005	40883
382481 MIX CON OXIRANE(ETHYLE OXIDE)				1203
382483 MX CON TRIS(2,3-DIBROMOPROPYL)	12	12		
382484 CONT ALDRIN,CAMPHECHLOR TOXAPH		1298	807	10021
382491 MIX OF 5ETHYL-2METHL-2OXID-BIS	19035	114392	14764	108262
382499 GUM BASE USED FOR CHEWING GUM	1286998	8418400	1152330	7038333
382549 OTH WASTE ORGANIC SOLVANTS		37		
382590 OTH RESIDUAL OF CEHM.INDUSTRY			212	212
382600 BIODIESE&MIXTURE 70%WT-PET-OIL		138		155
390110 POLYETHYLENE SP GRAVITY<0.94	2808497	20895993	2528043	17746804
390120 POLYETHYLENE SP.GRAVITY>0.94	3157064	17095872	1962136	17330198
390130 ETHYLENE-VINYL ACETATE COPLMER	118644	702255	200542	852457
390140 ETHYLENE-ALPHA-OLEFIN G.<0.94	113564	413850		3034
390190 OTH POLYMER OF ETHYLENE P.FORM	383129	2244131	327255	2008595
390210 POLYPROPYLENE	5157724	33096305	4031293	25827808
390220 POLYISOBUTYLENE	3097	96426	9694	32722
390230 PROPYLENE COPOLYMERS	1351326	8635812	1294365	8135187
390290 OTHER OLEFINS IN PRIMARY FORMS	26145	214186	31121	199666
390311 POLYSTYRENE EXPANSIBLE	25738	157778	20291	81488
390319 GENERAL PURPOSE POLYESTYRENE	22868	259304	16545	200040
390320 STYRENE-ACRYLONITRILE COPOLYMR	62374	300658	22163	176982
390330 ACRYLONITRILE-BUTADINE-STYRENE	320627	2737849	334763	1982045
390390 OTH POLYMERS OF STYRENE	22829	112996	41105	131951
390410 POLYVIM-CHLORIE EMULSION GRADE	360748	4587809	375116	2837837
390421 OTH POLYVINYL CHLORIDE,NON-PLA	9259	35729	6924	63156
390422 OTH POLYVINYL CHLORIDE PLASTIC	26723	191455	38187	180400
390430 VINYL CHLORIDE VINYL ACETATE	7058	39648	2909	30005
390440 OTH VINYL CHLORIDE COPOLYMERS	25277	94983	17200	57997
390450 VINYLIDENE CHLORIDE POLYMERS		1039	4977	4977
390461 POLYTETRALUOROETHYLENE	30	1343	615	1164
390469 OTHER, FLUORO-POLYMERS	228	16538	1139	6860
390490 OTH POLYMERS OF VINYL CHLORIDE	4029	7588	1889	8947
390512 POLYVINYL ACETATE AQUE DISPERS	10886	44954	16799	33675
390519 OTH POLYVINYL ACETATE (PVA)	26679	46317	1518	30053
390521 VINYL ACETATE COPOLYMERS AQUEO	69226	279936	49359	273813
390529 OTH VINYL ACETATE COPOLYMERS	7795	67828	23964	110162
390530 POLYVINYL ALCOHOL W/N CON UNHY	231164	1366093	214724	1208063
390591 COPOLYMERS	4031	23608	93	12512
390599 ETHERS POLYVINYL	37766	279679	25325	202413
390610 POLYMETHYL METHACRYLATE	17135	165702	29442	146656
390690 CYANOACRYLATE ADHESIVE RETAIL	844875	4432860	610136	3098088

Contd.

## 10.11 Imports by Economic Categories (Detail)

(In Thousand Rupees)

Items	December, 2018	From July, 2018	December, 2017	From July, 2017
390710 POLYACETALS	42871	199535	26156	250028
390720 OTHER POLYETHERS	1236115	5624509	1068423	4472985
390730 EPOXIDE RESINS	126941	752660	83889	577404
390740 POLYCARBONATES	193767	1166902	90447	738553
390750 ALKYD RESINS		204172	26201	110817
390761 POLYYARN & FILM GRD V>78ML/G	148871	1197363	211292	747219
390769 OTH YARN AND FILM GRADES	96355	468290	37401	95081
390770 POLY(LACTIC ACID)	5130	55626	6999	21048
390791 OTHER POLYESTERS, UNSATURATED		30941	3578	32906
390799 OTH POLYESTERS IN PRIMARY FORMS	78144	458396	130889	698348
390810 POLYAMIDE-6,-11,-12,-6,6,-6,10	24352	184805	36823	191111
390890 OTH POLYAMIDE IN PRIMAR FORM	42718	195613	26395	150925
390910 UREA FORMALDEHYDE MOULDING COM	3501	106727	12996	26904
390920 MALAMINE RESINS	11036	108604	38170	184113
390931 POLY(METHYL PHENYL ISOCYANATE)	414777	2400845	603123	2131575
390939 OTHER AMINO-RESINS	1768	132937	29919	93517
390940 PHENOLIC RESINS	19013	241913	35183	195267
390950 POLYURETHANES	742663	5322032	460707	2400440
391000 SILICONES IN PRIMARY FORMS.	387760	3091403	382809	2746492
391110 PETROLEUM RESINS	26396	195538	26554	161848
391190 OTH,POLYSULPHIDE,SULPHONE/PLAS	48157	179921	23077	145328
391211 CELLULOSE ACETATES, NON-PLASTI		1		1186
391212 CELLULOSE ACETATES, PLASTICISED		12393		3981
391220 CELLULOSE NITRATES, NON PLASTI	131530	552927	84286	454918
391231 CARBOXYMETHYL CELLULOSE & SALT	122508	725505	101887	693480
391239 OTHER CELLULOSE ETHERS	262523	1236289	238601	1148782
391290 OTH CELLULOSE & CHEM DERIVATIV	26273	237340	29012	258070
391310 ALGINIC ACID, ITS SALTS & ESTER	301643	1163188	225403	1087731
391390 PROTEIN HARDENED	26570	254901	34377	232705
391400 ION-EXCHANGERS OF CONDENSATION	40938	199516	32394	267784
391510 WASTE, ETC OF ETHLY/POLYM/PLAST	18526	66962	3171	31528
391520 WASTE, ETC OF STYRENE/POLY/PLAS			500	500
391530 WASTE ETC OF VINYL-CHLORIDE/PL	69365	617477	117060	529099
391590 WASTE, ETC PLASTIC/PARING	115718	567498	99261	583486
391610 MONOFILAMENT D>1MM RD/ST/PROFI	3675	12935	183	10035
391620 MONOFILAMENT D>1MM-PL PO VICHL	21585	119624	17688	99759
391690 OTH MONOFIL D>1MM PLASTIC-TOH	23859	166416	16085	91976
391710 ARTIFI GUTS OF HARDEN PROTEIN	311	11655	22	251
391721 TUBE, PIPE HOSES, RIGID, OF POLYM	76809	353663	25034	221688
391722 TUBE, PIPE HOSES, POLYMER OF PRO	17557	46149	99	68949
391723 HEAT SHRINKABLE SLEEVES/TUBES	31348	147095	22817	136786
391729 TUBE, PIPE HOSE, RIGID, OTH PLAST	6204	39835	1550	44563
391731 FLEXIBLE TUBE, PIPE B-PRE27.6MP	29877	97443	21111	87393
391732 OTH, TUBE, PIPE HOSE W/OUT FITNG	2707	130634	3576	10543
391733 OTH TUBE, PIPE NOT REINFORCED	3124	27414	7316	19020
391739 O-HEAT SHRINKABLE SIEEVES/TUBE	123107	612689	385954	790407
391890 FLOOR COVERING OF OTH PLASTICS	6161	24359	7523	38647
391910 INSULATING TAPE DOUBLE SIDE	177500	1047344	191141	1015361
391990 ORIENTED POLYPROPYLENE P-TAPE	543440	2924733	399120	2217831
392010 OTH PLATES, ETC PLASNON-CELULAR	150764	1208927	226907	1034068
392020 BIAXIAY ORIENT(BOPP)FILM PLAIN	106741	850385	64452	718298
392030 OTH PLATE, SHEET, ETC OF PLASTIC		152148	21537	244557
392043 OTH PLATE, MAT OF VINYL CHLORID	87732	557623	86627	509880
392049 POLYVINYL CHLORIDE RIGID FILM	165194	936521	113941	681078
392051 OTH PLATE, ETC ACRYLIC POLYMERS	15406	65687	12029	53308
392059 OTH PLAT, ETC OTH ACRYLPOLYEER	9633	57832	6322	57924
392061 POLY CARBONATE IN PLATE, ETC	1814	18158	2800	16444
392062 OTH PLATE ETC POLY(ETH TEREPH)	56849	233010	43792	192656
392063 POLYS FILM OF UNSAT-POLYESTERS	10078	55949	15960	78172
392069 OTH PLATES ETC OF OTH POLYESTR	19824	40592	5443	50309
392071 OTH PLAT ETC PLAS OF REG CELUL		2383		4380

Contd.

## 10.11 Imports by Economic Categories (Detail)

(In Thousand Rupees)

Items	December, 2018	From July, 2018	December, 2017	From July, 2017
392073		121	815	117
392079				117
392091				1135
392092	6026	26621	930	26339
392094	5251	24481	5585	17882
392094	15428	18467		2493
392099	96959	420835	116179	512763
392111	2	584	8478	31772
392112	54381	388652	22981	272271
392113	22835	216057	16168	127039
392114		22824	4471	24460
392119	24619	182854	35748	227311
392690	535458	3072084	434678	2876933
400110	283451	1542158	300802	1620772
400121	107035	529097	116561	637604
400122	557288	2574907	521667	2291298
400129	32155	169816	19482	112843
400130			18	18
400211	258130	1050282	119029	814430
400219	606799	2414757	254064	1898781
400220	11193	81704	3280	97384
400231	213198	1315670	239494	1112072
400239	108	30339	34674	106449
400241		406		438
400249	28317	397939	31229	316531
400251		4083		2516
400259	44487	385423	40882	209728
400270	23915	114355	24916	100168
400291		464		441
400299	6894	87079	3370	113910
400300	9831	214768	53585	232834
400400	26731	349679	78228	438860
400510	58851	349230	45633	223528
400520		1401		1359
400591	876	13190	1094	5597
400599	20203	138143	25207	80896
400610			271	271
400690		26007	1739	15630
400700	30405	170161	35348	194647
400811	10510	53765	14462	66480
400819	6733	14437	1350	13708
400821	21413	211739	24806	145011
400829	11932	51325	2488	39719
400911	68120	318018	52631	305856
400912	1123	15325	2344	11295
400921	7706	34204	3305	28291
400922	11452	33041	5765	18922
400931	4776	46411	8613	44929
400932	2106	5681	563	5142
400941	6457	41533	6448	44358
401700	3528	14918	2581	43664
410120		3079		
410150	36054	165240	21854	147406
410190	1658	4875		
410210	89490	694248	193309	924040
410221	106792	682132	20715	528588
410229	18203	41422		17936
410390	65581	278235	48728	206464
410411	7716	15470		7285
410419	37972	141164		17914
410441		3607		
410449	607	8204		2302

Contd.

## 10.11 Imports by Economic Categories (Detail)

(In Thousand Rupees)

Items	December, 2018	From July, 2018	December, 2017	From July, 2017
410510 WET BLUE LAMB,SHEEP SKIN	57932	375140	51303	296958
410530 SHEEP/LAMB SKIN NO WOOL CRUST		681		3
410621 GOAT/KID SKIN WET BLUE	34469	248282	33886	187447
410622 GOAT/KID SKIN CRUST		59422	845	4482
410692 OTH SKINS DRY STATE CRUST	59	12001		
410711 WHOLE HIDE SKIN FULL GRAIN BOV		46		
410712 WHOLE HIDE/SKIN GRAIN SPLIT BV	1154	3854	251	15116
410719 OTH WHOLE HIDE/SKIN BOV ANIMAL	64526	503773	90931	606019
410792 OTH HIDE INCL SIDE GRAIN SPLIT		79625	71	20719
410799 OTH LEATHER FURTHER PREPARED	7755	103808	22423	80016
411200 PREPARED LEATHER SHEEP/LAMB	1998	33814	830	33455
411310 LEATHER PREP.AFTER TANN GOAT	6350	9855	656	34373
411390 OTH LEA FURTHER PREP.AFTR TANE	3939	13888	11859	24595
411410 CHOMIS LEATHER	28	467		
411420 PATENT LAMINATED METALIS LEATH	2220	2303	680	3340
411510 COMP. LEATHER WITH BASIS LEATH	8118	15039	401	23986
411520 PARINGS, OTH WASTE OF LEATHER		1010	591	11049
420600 ARTI OF GUT OF BLADER/ TENDONS		14		
430130 FURSKINS OF LAMB,WHOLE		5		
430180 OTH FURSKINS, WHOLE				176
430219 LEA SHEARLING-FINISH LEA W-WOL	6525	24643	857	44783
440121 WOOD IN CHIPS OR PARTICLES CON		8		
440122 WOOD IN CHIPS OR PART NON-CON	180	6964		529
440311 CONFWOOD TRET WIT PAINT,STAIN	78632	352871	19619	92595
440312 NON CONF.WOOD WIT PAINT,STAIN				2294
440321 WOOD OF PINE CROS-SEC> 15CM	15063	61222	10225	70409
440322 WOOD OF PINE OTH CROS-SEC	1479	23136		15107
440324 WOOD OF FIR OTH CROS-SEC				9693
440326 OTH CONIFEROUS WOOD	8139	66966	10239	42368
440349 SAWLOGS & VENEER LOGS NON-CONF	39628	206027	61354	184040
440391 OTH WOOD OAK LOGS NON-CONFIFER		9122		
440394 WOOD OF BEECH OTH CROSSEC		1309		2247
440399 WOOD OF OTHER NON-CONF SPECIES	178706	1468263	221798	1602330
440410 CONIFEROUS HOOPWOOD,POLE,PILE	2233	59858	17311	50016
440420 NON-CONIF HOOPWOOD,POLE,PILE				49
440799 OTH WOOD NON-CONF.SPECIES	196782	1445463	129058	836871
440810 CONIFEROUS SHEET FOR VENEERING	15272	69249	16755	70296
440839 OTH VENEER SHEET/TROPICAL WOOD	7152	24666	5265	20107
440929 OTHER NON-CONIFEROUS WOOD	284	1406	1187	5240
441011 PARTICLE BOARD OF WOOD	6230	74317	13948	89137
441012 ORENTED STRAND BOARB UN-WORKED	1013	5228	609	2592
441019 OTH P-BOARD OF LIGNEOUS MATERI		2		132
441090 OTH P-BOARD NOT AGGLOM W-RESIN	2150	9437	1057	9986
441112 (MDF)THICKNESS NOT EXCEEDI 5MM	29347	269909	36851	212071
441113 (MDF)THICKNESS 5MM TO 9MM	7102	53845	8428	65939
441114 (MDF)THICKNESS EXCEEDING - 9MM	153523	892424	201749	1045408
441192 OTH (MDF)DENSITY EXC 0.8 g/cm3		7766	2626	20410
441193 MDF-NOT MECH-WORKED-.5-.8G/cm2	228003	1368663	243481	1099205
441194 OTH (MDF)DENSITY NOT> 0.5g/cm3	154	7615	1138	6745
441210 P-WOOD,VENEER PANELS OF BAMBOO	2929	3757	1384	23773
441231 OT P-W OUTER PLY TROPICAL-WOOD	934	6778		10663
441233 OT P-W OUTER PLY NON-CONIFE-WD	2100	47253	21157	76265
441234 N.CONF WOOD WIT ONE OUTER PLY	34914	211474	58571	210935
441239 OTH PW CONSIST OF WD SHEET-6MM	397	18169	11842	156150
441294 OTH BLOCKBOARD,LAMINATED&BATEN		763		2099
441299 OTH PW CONSIST OF WOOD SHEET	3099	15324	915	49871
441400 WOODEN FRAMES FOR PAINTINGS	608	6001	1217	5139
441510 CASES,BOXES,CRATES,SIM/PACKING	5488	13604	2957	6292
441520 BOX PALLETS& OTHER LOAD BOARD		3060	1030	2001
442191 OTH ARTICLES OF BAMBOO		428		120
442199 BOBBINS	48213	234869	32734	166614

Contd.

## 10.11 Imports by Economic Categories (Detail)

(In Thousand Rupees)

Items	December, 2018	From July, 2018	December, 2017	From July, 2017
450110 NATURAL CORK,RAW/SIMPLY PREPAR		4073	49	1080
450190 WASTE CORK,CRUSHED,GRANULATED	918	3484	230	3191
450200 NATURAL CORK,BLOCK,PLATE,SHEER		104		61
450310 CORKS AND STOPPERS		53		
450390 OTHER ARTICLE OF NATURAL CORK		7		
450410 IMPREGNATED CORK SHEET	4032	26214	930	18153
460290 OTH BASKET WORK VEGE MATERIAL	368	3863	1015	5550
470100 MECHANICAL WOOD PULP	33307	562609	64109	399658
470311 CHEM WOODPULP UNBLECHED CONIFE		637313	41980	357228
470319 CHEM WOODPULP UNBLE NON CONIFE				42172
470321 CHEM WOODPULPSEMIBLEACH/BLEACH	906714	5951236	504381	3284233
470329 OTH CHEMWOODPULP BLE/SEMI-BLEH	856723	3928030	266801	2110317
470429 CHE W-PULP,S-BLE/BLE NON-CONIF	99134	323387	32854	283127
470500 SEMI-CHEMICAL WOOD PULP	141420	1122890	117625	707771
470620 PULP OF FIBRES DERI FROM W-SCR			15789	18330
470691 PULP OTHER CELL MATERIAL MECH	652	652		
470692 PULP OTHER CELL MATERIAL CHEM		1679		
470710 UN-BLCH KRAFT PAPER IN BUNDLES	15405	140802	39568	44897
470720 OTH PAPER OF CHEM-PULP-BUNDLES		998		206
470730 PAPER/BOARD IN PRESSED BUNDLES	2223	10503		
470790 UNSORTED WASTE PRESED BUNDLES	224366	1769549	153728	1198353
480100 NEWSPRINT,IN ROLLS OR SHEETS	464159	3672745	330284	2820276
480210 HAND-MADE PAPER & PAPERBOARD	894	1524		977
480220 PAPER/P-BOARD PHOTO-SENSITIVE		96		183
480240 WALL PAPER BASE		102		287
480254 OTH PAPER & PAPERBOARD<40G/SQM	8895	60410	12627	46422
480255 PRINT PAPER,UNCOATED IN ROLL	186008	1226217	299345	1563642
480256 OTH PAPER&PAPERBOARD IN SHEETS	30380	65566	5886	34403
480257 OTH PAPER WT 40-150 G/M2	6281	386267	29950	98471
480258 ART PAPER,UNCOATED WT>150G/M2	47374	278254	92810	431048
480261 OTH PAPER&PAPERBOARD IN ROLLS		6261		996
480262 OTH PAPER&PAPER BOARD IN SHEET	521071	2449566	402831	2098277
480269 OTH U-C CARBONISING BASE PAPER	193856	1021455	46356	321001
480300 TOILET FACIAC TISSUE/TOWEL ETC	47941	263906	30979	176756
480411 KRAFTINER UN COATED UN-BLEACH	83906	352617	101507	990921
480419 OTH KRAFTLINER UNCOAT ROL/SHET	231713	620133	78769	408747
480421 SACK KRAFT PAPER,UNBLEACHED	1012353	5661532	656845	3616705
480429 OTH SACK KRAFT PAP UN-COT RISH	18503	100664	20094	24900
480431 OTH KRAFT P1BORD WT150G/SQMUNB	35794	176697	31268	403800
480439 OTH UNC K-P/BORD WT150G/SQMUB	33355	231334	16753	74491
480442 OTH KRAFT 150-225G BLECH	1268	3623		1810
480449 OTH KRAFT PAPER IN ROCC/SEETS				489
480451 OTH KRAFT PAPER 225G ON BLEACH		2812	5462	13646
480459 OTH KRAFT PAPER IN ROLL 225G	26254	104553	18945	57158
480511 SEMI-CHEMICAL FLOUTING PAPER	120020	249194	19462	63217
480519 OTHER FLUTING PAPER	3807	4583	4609	29469
480524 TESTLINER BD WT150G/M2 OR LESS	9009	29519	4180	19756
480525 TESTLINER BOARD WT>150 G/M2	28235	151505	14030	103590
480530 WRAPPING PAPER,UNCOAT	16427	116490	16384	86872
480540 FILTER PAPER/PAPERBOARD,UNCOAT	2710	23179	3855	18514
480550 FELT PAPER/PAPERBOARD,UNCOATED			256	256
480591 P/BOARD W150g DI-ELE St.5KV/MM	84859	414193	40531	243299
480592 P/BOARD W225g DI-ELE St.5KV/MM	2602	84157	20891	141898
480593 P/B W225g OR> DI-ELE St.5KV/MM	25837	206031	37012	177203
480610 VEGETABLE PARCHMENT PAPER	3574	8929		7709
480620 GREASEPROOF PAPERS	1042	20381	506	8370
480630 TRACING PAPERS	2488	10402		
480640 PAPER, GLASSINE	7742	103598	9955	73935
480700 COMPOSITE P/BOARD STICKING FLA		5376	5642	19117
480810 CORRUGATED P&P/BOARD PERFORTEO	175	175	77	77
480840 SACK KRAFT PAPER CREPED/EMBOSD	1707	4794	58	3535

Contd.

## 10.11 Imports by Economic Categories (Detail)

(In Thousand Rupees)

Items	December, 2018	From July, 2018	December, 2017	From July, 2017
480890 OTH PAPER,CREPED/EMBOSSD/PERF	3601	12206	1840	16106
480920 SELF COPY PAPER	76815	617494	39657	409564
480990 OTH COPYING / TRANSFER PAPERS	9435	105492	8370	73864
481013 ART PAPER COATED IN ROLLS	336646	2405702	215386	1278329
481014 P&P/B IN SHEET 1-SIDE<435/297M		2416	122	6050
481019 OTHER WRITING PAPER	62412	377228	62503	417578
481022 LIGHT WEIGHT COATED PAPER	213	409		
481029 OTH LIGHT WEIGHT COATED PAPER	169939	1166151	294454	1710008
481031 KRAFT PAPER&BOARD WT 150G/M2		546		13007
481032 KRAFT PAPER&P/BOARD WT>150G/M2		133158	3152	24602
481039 OTH KRAFT PAPER&P/BOARD BLEACH		4258	1660	10725
481092 OTH PAPER&P/BOARD MULTI-PLY	1175488	6413390	855951	5711398
481099 OTH PAPER&P/BOARD COATED	11193	259855	36068	250174
481110 P&P/BOARD,TARRED,BITUMINISED	7	613	65	81
481141 GUMMED ADHESIVE PAPER & BOARD	233659	1343448	217400	1040723
481149 OTH GUMMED/ADHESIVE P&P/BOARD	49058	177661	18494	62929
481151 PAPER&PAPER BOARD PLASTIC COAT	68	1375	23183	67267
481159 THERMAL FAX PAPER	278425	2894713	358965	2565425
481160 WAX PAPER	97438	431177	43802	407522
481190 OTH P&P/B CELLULOSE WADDING	174258	958784	147482	931552
481320 CIGRETTE PAPER IN ROLL WTH SCM	65781	466968	31518	389274
481390 OTH CIGARET PAPER,BOOKLET/TUBE	32686	430247	60733	323927
481420 WALL PAPER COVERD WITH GRANITE	35641	229240	61994	256009
491199 OTHER, PRINTED MATTER	24415	348816	14070	146587
500100 SILK-WORM COCOONS FOR REELING		74		775
500200 RAW SILK (NOT THROWN)	33834	148085	21970	168775
500400 SILK YARN,NOT RETAIL SALE	32889	161101	29219	195867
500500 YARN SPUN FROM SILK,WASTE NRS	31078	170220	23461	259245
500790 OTHER SILK FABRICS	20231	275851	48989	657420
510111 SHON WOOL GREASY		13505	8259	15484
510119 OTHER GREASY FLEECE WSHD WOOL	11021	43878	11514	80883
510121 SHORN WOOL, DEGREASED			3483	3483
510129 OTHER DEGREASED WOOL NOT CORBO		28801		9127
510130 CARBONISED WOOL		33885		58686
510219 OTH FINE ANIMAL HAIR KASHMIR				110
510220 COARSE ANIMAL HAIR	686	686		
510510 CARDED WOOL				3600
510529 OTHER WOOLTOPS&COMBED WOOL		42899	6519	52223
510539 OTH F-ANIMAL HAIR,CARD/COMBED				2
510610 YARN OF CARDED WOOL 85% WT WOL	40874	253259	26178	199415
510620 YARN OF CARDED WOOL<85% W WOL	5216	53256	11648	34392
510710 YARN OF COMBED WOOL-WOOL=>85%	2	11897		6646
510720 YARN OF COMBED WOOL-WEIGHT<85%		6311		735
511300 WOV. FAB. COARSE ANIMAL HAIR.				418
520100 LENTH NOT EXCEEDING 20.5MM	3328903	15519181	2472575	10303762
520210 YARN WASTE(INCL.THREAD WASTE)	19403	79854	7639	56656
520291 GARNETTED STOCK	20503	75162	14195	80429
520299 OTHER COTTON WASTE	15799	52392	13226	100657
520300 COTTON, CARDED OR COMBED.	31	286	38	125
520411 COTTON SEWING THREAD 85%/MORE	1320	4701	781	4564
520419 OTH COTTON SEWING THREAD 85%>	5325	11785	44	9381
520420 COTTON THREAD FOR SEWING	18	65	4	103
520511 SIN.COT.YAR.U.COM.FIB.D-714.29	60346	255918	20591	53324
520512 S-COT.YARN UCF.D-232.56-714.29	242069	1162382	209340	872700
520513 S-COT.YARN UCF.D-192.31-232.56	339093	1726031	461468	1475936
520514 S-C. YARN UCF D-125.00-193.31.	35961	419534	37264	158724
520515 S/C YARN UCF.D< 125.00-193.31.		7720		
520521 S/C YARN COM.FIB D-714.29/MORE	5489	5489		
520522 S/C YARN LF.DX.232.56-714.29	9993	31421	16903	148461
520523 S/C.YARN LF.DX.192.31-232.56	34157	161897	38732	111726
520524 S/C YARN COM.FIB.125-192.31-DX	470926	2669612	766195	2604848

Contd.

## 10.11 Imports by Economic Categories (Detail)

(In Thousand Rupees)

Items	December, 2018	From July, 2018	December, 2017	From July, 2017
520526 S/C YARN LF. DX. 106.30-125.	14087	34058	16163	79740
520527 S/C YARN COM.FIB.106-36-125-DX	124584	835127	279251	1514748
520528 S/C YARN COMBED FIB.< 83.33-DX	191942	1221941	116851	981622
520531 MUL/CAB.C/Y.ULF.>714.29DECITEX		75		11114
520532 MUL/CAB C/Y ULF.232.56-714.29D	4280	4290	6877	10718
520533 MUL/CAB.C/Y ULF.192.31-232.56D		1475		
520542 MUL/CAB.C/Y CF.232.56-714.29DX	3812	20765	2644	53845
520543 MUL/CAB.C/Y CF.129.31-232.56DX	1766	7776		4702
520544 MUL/CAB.C/Y C.FIB-125-192.31DX		4890		61505
520547 MUL/CAB C.Y CF.83.33-106-38 DX		4066		
520548 MUL/CAB.C/Y COM.FIB.< 83.33.DX	4877	13402	3958	5246
520611 S/C YARN UN COM. FIB>714.29 DX	12443	21722	16120	63314
520612 S/C YARN UN.COM. FIB.<71429.DX	9372	135471	1433	14093
520613 S/C.YARN UN.COM.FIB.<832.56DX.		94387		
520614 S/C YARN UN.COM.FIB.<192.31DX	186	186		
520621 S/C YARN COMBED FIBRE 714-29DX	16834	16834		
520622 S/C YARN COMBED FIB.<714.29DX	10864	26129		66
520623 S/C YARN COMBED FIB.<232.56DX	7943	15238		
520624 S/C YARN COMBED FIB< 192.31DX	256	270		
520625 S/C YARN COMBED FIB<125 DX		197		
520631 MUL/CAB C/Y UNF >14.29 DX		1711		
520645 MUL/CAB C/Y COM FIB<125DX				871
520710 C/Y CON>85 % WT OF COT PER-SAL	21	43	4	2786
521225 OTH W-FAB COT PRINTED>200G/SQM	84	558		840
530129 OTH, FLAX,HACKLED NOT SPUN	65563	161284	11823	57297
530310 JUTE, CUTTING	592182	2750021	651409	2478455
530390 OTH, WASTE OF JUTE&TEXTILE FIB		179		
530500 SISAL&OTH TEX-FIBRES,GENUS,RAW	19839	103849	17503	93531
530610 SINGLE FLAX YARN	6721	26598		53832
530620 MULTIPLE OR CABLED YARN		3523		184
530710 SINGLE,YARN OF JUTE OR OTH FIB	43556	169768	9556	66115
530720 MULTIPLE OR CABLED YARN(RAMIE)	1311	2581	10088	36363
530810 COIR YARN	6347	43773	3737	31793
530820 TRUE HEMP YARN		227		333
531100 WOV FAB OF OTH VEG TEX FIB			841	1009
540110 SEWING THREAD SYTHA FILAMENT	29845	220292	25266	164166
540120 SEWING THRE VISCOSE RAYON DYED	157884	871077	68237	672267
540211 HIGH TENANCITY YARN OF ARAMIDS	238	368		293
540219 OTH HIGH TENANCITY NYLON YARN	7590	17190	132	6171
540220 HIGH TEN YARN OF POLYESTERS	13852	36963	5276	26210
540231 FILAMENTS YARN NYLON POLY 50	70243	619871	97899	598989
540232 FILAMENTS YARN NYLON/OTH POLY	11862	63741	6747	102915
540233 FILAMENTS YARN OF POLYESTERS	2511891	9981595	1948096	9073047
540234 TEXTURED YARN OF POLYPROPYLENE	64742	332691	50429	229357
540239 OTH, SYNTHETIC FILAMENTS YARN	34948	250727	50862	225363
540244 ELASTOMERICYARN(POLYURETHANE)	517517	3179462	425644	2201356
540245 ELASTOMERIC YARN OF NYLON	63943	507277	60094	334350
540246 ELASTOMERIC YAR,POLY-PARTIALLY	18998	46976	9088	38785
540247 ELASTOMERIC YARN OF POLYESTERS	1309995	6095565	715639	3868178
540248 O-ELASTOMERIC OF SPANDEX/LYCRA	6200	9586	196	38265
540249 OTH,YARN,SINGLE,50 TURNS/MTR	24091	180051	20244	90040
540251 OTH S/Y TWIST>50/M NYLON,POLYA	57	19302	8530	35660
540252 OTH S/Y TWS>50/M OF POLYESTER	23026	182641	132361	539275
540259 OTH S/Y TWS>50M OF OTH POLYEST		2619	44	440
540261 OTH Y-MULTIPLE/CAB NYLON/POLYM	2985	12423		4644
540262 OTH Y-MULTI/CAB OF POLYESTER	61066	314241	25058	328423
540269 OTH Y-MULTI/CAB NOT RETAIL SAL	5258	73107	36945	95356
540331 OTH Y/S UN-TWST VISCOSE RAYON	1142597	7867978	1059569	6458919
540332 OTH Y/S VIS RAY >120TURNS/MTRS	690393	2994895	488023	3095875
540333 OTH YARN,SINGLE CELLULOSE ACET	9115	34890	8160	39823
540339 OTH YARN CUPRAMMONIUM RAYON	296302	1358150	102571	845538

Contd.

## 10.11 Imports by Economic Categories (Detail)

(In Thousand Rupees)

Items	December, 2018	From July, 2018	December, 2017	From July, 2017
540341 OTHER YARN OF VISCOSE RAYON	1199	62834		12133
540349 OTH ARTI FILAMENT YRN VIS RAYO				12
540411 ELASTOMERIC SYN-MONOFILAMENT	4139	31920	2488	13548
540412 OTH MONOFILAMENT OF POLYPROPYL		10047	3443	29651
540419 OTH SYN MONOFILAMENT OF 67-DEX	22468	99240	17900	102446
540490 OTH SYNTH YARN & SYNTH TEX MAT	42951	162593	14245	69747
540500 ARTIFICIAL MONOFILAMENT67D/MORE		289		
540834 OTH WOV FAB ART.FIL YARN PRINT	115	31237		46397
550110 SYN FIL TOW NYLON/OOPOLYAMIDES	27	84		722
550120 SYN FILAMENT TOW OF POLYESTERS		6148	4709	13120
550130 ACRYLIC OR MODACRYLIC	505648	1654135	180557	490792
550190 SYNTHETIC FILAMENT TOW,N.S.	16998	32469	6360	32236
550210 ART-FIL TOW OF CELULOSE ACETAT	1559167	3686295	43366	176407
550290 ART FIL TOW OF VISCOSE RAYON		659	204920	1773441
550311 SYN STAPL FIB OF NY OF ARAMIDS	150354	924318	92818	792414
550319 OTH SYN STSPL FIB NOT CARD/COM	11301	145240		77617
550320 SYN FIB NOT CRD/COM<2.22DECX	693055	4414308	760165	4184767
550330 SYN STA FIB ACRYLIC N-CRD/COMD	160494	1677052	302697	1242955
550340 SYN STAFIB POLYPROPYLENE N-C/C		4239	1250	5314
550390 SYN STAPLE FIB NOT CARDED/COMB	7234	23048	120	68184
550410 ART-STA FIB VIS RAYON N-CRD/CO	3316465	19920490	1750190	13467750
550490 OTH ART STAPLE FIB NOT CARDED	727775	4465148	730550	3470859
550510 WASTE SYNTHETIC FIBRES		16877	4943	17236
550520 WASTE ARTIFICIAL FIBRES		10	449	757
550610 SYN STA FIB CRD,COM SPIN NYLON	92	3564		4472
550620 SYN STA FIB CRD,COM SPN POLYES	44803	167931	29575	130640
550630 ACRYLIC FIBRES CARDED/COMBED	8247	121772	36863	239350
550690 SYNTHETI FIB CARDED/COMBED NS		22		1
550700 ARTIFI STAPLE FIB CARDED/COM	19	19		3051
550810 SEWING THREAD SYN STAPLE FIBRE	13828	40686	14211	28257
550820 SEWING THREAD ART STAPLE FIBRE	223	597		3431
550911 S/Y STA FIB 86% WT NYLON	2416	23752	8258	15557
550912 MULTI CAB YRN SYN FIB NYL 85%W		3518	34084	59325
550921 S/Y SYN STA FIB 85% WT POLYSTR	191091	1401191	255772	1682346
550922 MULTI STA FIB 85% W POLYESTER	197509	1439810	143236	1054359
550931 SINGLE YARN85% OR MORE ACRYLIC		11113		17874
550932 MUL/CAB YARN 85% ACRYLIC FIB		36194	23849	74863
550941 SINGLE YARN 85% WT SYN STA FIB	9036	25770	3480	17890
550942 MUL/CAB YARN SYN STA FIB 85%WT	36	32096	6625	41013
550951 O/YRN POLYES STA FIB MIX ARTIF	30348	617618	261464	1557162
550953 OTH YRN OF POLYESTER MIX COTTN	44629	164997	32939	85833
550959 OTH YRN OF POLY STAPLE FIBRE	58270	447184	21478	303692
550961 O/YRN OF ACRYLIC S-FIB MX WOOL		783	53	53
550962 OTH YARN ACRYLIC MIX COTTON		76		
550969 YARN ACRYLIC FIB NOT FOR R-SAL	24897	113857	1433	102442
550999 OTH YARN SYN FIB NOT FOR R-SAL		2720	8	15062
551011 S/YRN ART STA FIB>85% STAPLE-F	5482	141063	59455	458501
551012 MUL/CAB YARN ART STA FIB>85%W		202		159
551030 O/YRN ART STA FIB MIX COT-NRS		279		
551090 O/YRN ATT STA FIB<85%ART ATA-F		16479	15846	55882
551110 YARN 85%MORE OF SYN STAP FIBRE		16		
551120 YARN<85% BY WT SYN STAP FIBRE			5416	11439
560290 OTH FELTS,NOT IMPREGNATE,COAT	13745	168032	15384	144441
560311 N-WOVNS, M-MADE FILA>25G/SQM	382842	1706758	254694	1076994
560312 N-WOV,M-MAD FIL>25G/SQM>70GSQM	104387	634140	65787	644408
560313 N-WOVNS,M-MAD FIL>70G/SQM>150G	52323	279591	56128	251252
560314 N-WOV,M-MAD FLAME WT>150G/SQM	46048	175507	21635	124839
560391 OTH NONWOVENS, WT>25 G/SQM	1289	8824	1359	29676
560392 OTH N-WOV,WT>25G/SQM>70 G/SQM	20543	64113	7449	40267
560393 OTH,NON WOVEN>70G/SQM>150G/SQM	2357	92984	7392	35055
560394 OTH,N-WOVEN WEIGHING>150G/SQM	329083	2245777	377157	1393844

Contd.



## 10.11 Imports by Economic Categories (Detail)

(In Thousand Rupees)

Items	December, 2018	From July, 2018	December, 2017	From July, 2017
560410 RUBBER THREA AND CORD,TEX COVE	8431	14631	1671	8376
560490 OTHER,TEXTILE COVERED MATERIAL	10032	55862	10779	64151
581099 OTH TEXTILE MATERIAL.	205	1869	5693	32784
581100 QUILTED TEXTILE PRODUCT PIECE.	7374	76135	8485	55626
590110 TEX FAB.GUM COATED/AMYLAC,SUBS	986	14839	1156	7165
590290 OTH,TYRE CORD FAB YARN VIS-RYN		1205	1291	3661
590310 TEX.FAB.IMP,COV/LMTD PICAL.	309438	1751157	431191	1483264
590320 TEX.FAB IMP,COATED,POLYURETHAN	192088	1366006	276491	1199404
590490 OTH FLOOR COVERINGS, LINOLEUM	13	13		
590500 TEXTILE WALL COVERINGS.	70	70		478
590610 ADHESIVE TAPE < 20 CM	2242	16821	2229	60349
590691 RUBBERISED TEX FAB,KNIT/CROCH				4297
590699 OTHER,RUBBERISED TEX FAB,N.S	25479	85182	14561	56588
590700 TEXTILE FABRICS O/W IMPG/COATD	142560	562217	15842	127804
630800 SETS OF WOVEN FABRICS AND YARN		304		
630900 WORN CLOTHING&OTH WORN ARTICLE	2158010	11066556	1520162	8453127
631010 USED&NEW RAGS,SCRAP,TWINE,ETC	6103	18782	1817	4798
640590 CANVAS FOOTWEAR	61008	495420	4012	214301
640610 OTH PARTS OF FOOTWEAR N.S.	39177	175112	12055	56547
640620 SOLES OF RUBBER	65532	161595	21681	77409
640690 PARTS OF FOOTWEAR/OTH MATERIAL	3335	29579	4083	19394
650100 HAT-FORM/BODY,HOODS OF FELT		66		
700800 MUL-WALLED INSULATE UNIT GLASS	3542	17221	10113	39923
700910 R-VIEW MIRRO VEH H-8703,4&8711	6113	48429	7941	69339
700991 UNFRAMED GLASS MIRRORS	112047	464715	48499	348802
701399 O-GLASSWARE INDOOR DECORATION	126621	754172	156118	1106323
701890 GLASS EYES	1668	24384	52051	212958
701911 SILVER/ROVINGYARN C/STAND=50MM	255	1457	334	1397
701912 ROVINGS	8222	44468	4350	43562
702000 ARTICLES USED FOR IND PURPOSE	143001	415660	39217	222359
710110 NATURAL PEARLS				1292
710310 UN-WORKED/SIMPLY SAWN PRE-STON	706	4019	3896	5792
710399 OTH SEMI/PRE STONES WORKED N.S		34		163
710410 PIEZO-ELECTRIC QUARTZ		18		
710590 OTH DUST/POWDER NAT SYN PRE ST		59	823	823
710691 SILVER UNROUGHT 50kg & ABOVE	5219	5219		35238
710692 SILVER SEMI-MANUF 50kg & ABOVE	15	10498	6516	15470
711019 OTH PLATINUM OTH SEM MFG FORM		789	218	879
711049 OTH MET-PLAT GRUD/ALLOY S-MED F	1	35	8	8
730890 PILLARS ETC FOR STRUCTURS I/S	1179867	8167086	679391	5386092
730900 RESERVATORS,TANKS,VATS SIMICONT	1301109	1687611	47931	215287
731010 TANKS,CASKS,DRUMS,CANS,BOX>50	43145	137941	3467	13791
731021 CAN,CLOSED BY SOLD/CIMP CAP<50	19527	59218	4327	36165
731029 OTH TANK,CASK,DRUM,BOX CAP<50	255306	1033584	126880	642879
761090 ALUM STRUCTURE & PARTS N.E.S.	76808	428948	111350	540333
761100 ALUM RESERVOIRS,TANKS VATS ETC	14224	14261		100
761210 COLLAPSIBLE TUBULAR CONTA ALUM	406	17761		2971
761290 ROUND CANS ALUMINIUM DIA>45MM	85917	624696	122960	937490
890800 VESSELS&F-STRU FOR BREAKING UP	3462898	12683514	7935806	27720494
900110 OPTICAL FIB,OPTI FIB BUNDLES	93805	724329	89928	327610
900120 SHEET,PLATE OF POLARISING MATE		5		
900130 CONTACT LENSES.	3937	14847	1325	14953
900140 SPECTACLE LENSES OF GLASS.	7013	43771	5542	37722
900150 SPECTACLE LENSES OTH MATERIAL	6382	24238	1859	8933
900190 OTH LENSES, PRISMS, MIRRORS	9522	58996	782	4200
900211 OBJETIVE LENSE CAMRA/PROJECTOR	3692	13515	4071	11557
900219 OTHER OBJECTIVE LENSES.	1706	13484	1291	13566
900220 FILTERS FOR OBJECTIVE LENSES	123	753	318	1402
900290 OTH,MOUNTED OPTICAL ELEMENTS	1083	9709	7014	12935
900311 FRAMS,MOUNTINGS OF PLASTICS	956	1890	7394	42398
900319 FRAM,MOUNTING OF OTH MATERIAL	17534	159655	24252	116441

Contd.

## 10.11 Imports by Economic Categories (Detail)

(In Thousand Rupees)

Items	December, 2018	From July, 2018	December, 2017	From July, 2017
900390 PART FOR FRAMES&MOUNT SPECATLE	271	808	34	483
900410 SPECTACLES,GOGGLES SUNGLASSES	8784	97905	17950	334814
900590 PARTS/ACCESSORIE OF BINOCULARS	5	969		446
900610 CAMERA FOR PREPARE PRINT PLATE		75		2
900630 CAMERA USED IN UNDERWATE SURVY		138		1939
900640 INSTANT PRINT CAMERAS	826	1166		840
900651 CAMERA(SLR) FOR FILM WD!>35MM		99	42	42
900659 OTH CAMERA PHOTOGRAPHIC		5385	53	1825
900661 DISCHARGE LAM FLASHLIGHT APPAR	198	586	58	376
900669 OTH PH-GRAPHIC FLASHLIGHT APPA	146	1218	249	1597
900691 PARTS,ACCE PHOTOGRAPHIC CAMERA	1432	7149	433	5968
<b>B. CAPITAL GOODS TOTAL</b>	<b>63292448</b>	<b>369517065</b>	<b>51501160*</b>	<b>302881386</b>
250100 TABLE SALT OF ALL SORTS	7420	40092	6142	36336
250200 UNROASTED IRON PYRITES		2743		2582
250300 SULPHUR OF ALL KINDS	102823	461540	116831	409015
250410 NATURAL GRAPHITE OF ALL KINDS	17248	68697	8714	53190
250490 OTHER,NATURAL GRAPHITE		194	17	2842
250510 SILICA SANDS AND QUARTZ SANDS	1149	13304	3275	10758
250590 OTHER NATURAL SANDS	1275	16426	3811	9946
250610 QUARTZ (O/T NATURAL SANDS)	1333	3272	738	3837
250620 QUARTZITE ROUGHLY TRIMMED		290		520
250700 KAOLIN & OTH KAOLIN CLAYS	80382	638838	67091	414367
250810 BENTONITE	20916	79811	41566	132408
250830 FIRE-CLAY		20	242	1554
250840 OTHER CLAYS	13941	48039	5837	51463
250860 MULLITE			20	20
250870 CHAMOTTE OR DINAS EARTHS				217
250900 CHALK		14074	10006	47308
251110 NATURAL BARIUM SULPHATE	24116	220618	3809	89340
251200 SILICEOUS FOSSIL MEALS	8768	17042	1383	8216
251310 PUMIC STONE W/NOT HEAT TREATED	12851	66998	24125	113264
251320 EMERY	10874	26967	7944	24367
251400 SLATE,WHET/NOT ROUGHLY TRIMED		2121	2419	6127
251511 MARBLE/TRAVERTINE,CRUDE ROUGH	102607	748150		11544
251512 MARBLE,TRAVERTINE,MERELY CUT		8074	476	2697
251611 GRANITE,CRUDE/ROUGHLY TRIMMED	14844	72262	24445	70483
251612 GRANITE,MERELY CUT,BY SAWING			6755	61771
251620 SANDSTONE,CRUDE/ROUGHLY TRIMED		3559	1079	3302
251690 OTH MONUMENTAL BUILDING STONE				5
251710 PEBBLES,GRAVEL/CRUSH STONE ETC		1019		427
251741 GRANULES,CHIP & POWDER,MARBLE		1963	412	5816
251749 OTH GRANULE,CHIPPING & POWDER	2042	3502	387	7670
251810 DOLOMITE, NOT CALCINED		1055		831
251820 DOLOMITE, CALCINED	3354	12042		
251830 DOLOMITE RAMMING MAX		9077	2457	9935
251910 NAT.MAG.CARBONATE (MAGNESITE)		2569		
251990 MAGNESIUM OXIDE	18827	139860	5608	70785
252010 GYPSUM	859	10085	15	13844
252020 PLASTERS OF CALCINED GYPSUM	2004	29530	2560	19734
252100 LIMESTONE FLUX;LIMESTON CEMENT		456		
252210 QUICKLIME	737	854	495	1657
252220 SLAKED LIME	803	5358	1820	5028
252230 HYDRAULIC LIME	680	680		
252310 CEMENT CLINKERS	38724	231509	13367	183227
252321 WHITE PORTLAND CEMENT	6546	10935		
252329 OTHER PORTLAND CEMENT	64875	303928	31647	493686
252330 ALUMINOUS CEMENT(CEMENT FONDU)	2642	8482	3885	9808

Contd.

## 10.11 Imports by Economic Categories (Detail)

(In Thousand Rupees)

Items	December, 2018	From July, 2018	December, 2017	From July, 2017
252390 OTHER HYDRAULIC CEMENTS	22491	163315	44430	182636
252410 ASBESTOS CROCIDIOLITE				1335
252490 OTHER ASBESTOS	9182	146228	8146	148941
252520 MICA POWDER	894	5532	242	3588
252610 TALC NOT CRUSHED NOT POWDERED	639355	2146413	432537	2890846
252620 NA-STEATITE/TALK, CRUSH/POWDER	2684	21284	4539	14768
252800 NATURAL BORATES & CONCENTRATES		35		413
252910 FELDSPAR	1153	8658	529	8472
252922 FLUORSPAR>97% CALCIUM FLORIDE	197	666	88	21032
252930 LEUCITE;NEPHELINE,NEPH SYENITE		92	26	26
253010 VERMICULITE,PERLITE CHLORITES		1330	328	1857
253020 KIESERIT,EPSOMITE(NAT MAG SULP	209	233		
253090 NATURAL MANGANESE DIOXIDE	17613	300730	92735	341883
260111 IRON ORES,CONCEN,NON-AGGLOMERT		9791		1295
260112 IRON ORES CONCEN,AGGLOMERATED		3191		
260120 ROASTED IRON PYRITES				1487
260200 MAGANESE ORES & CONCENTRATES				273
260300 COPPER ORES AND CONCENTRATES				45
260600 ALUMINIUM ORES/CONCENTRATES				44
260700 LEAD ORES AND CONCENTRATES		4042		7825
261000 CHROMIUM ORES AND CONCENTRATES	3348	3507		9886
261400 TITANIUM ORES & CONCENTRATES	3708	13290	4661	10998
261510 ZIRCONIUM ORES AND CONCENTRATE		280		3067
261800 GRANULATED SLAG M/G IRON,STEEL	1622	14778	2119	51281
261900 SLAG,DROSS OTH WASTE,IRN/STL			2616	17558
262011 HARD ZINC SPELT MAINLY OF ZINC		2590		4594
262019 OTH,ASH&RESIDUE C/MAINLY ZINC	1731	3803	864	1195
262030 ASH&RESIDUES MAINLY OF COPPER				81
262040 ASH&RESIDUE MAINLY OF ALUMINIUM		1599		1034
262099 OTH ASH&RESIDUE CANTAIN METAL				28
262190 OTH SLAG &ASH,RESIDUES M-WAST		6561		8620
270111 ANTHRACITE NOT AGGLOMERATED		2511	2472795	2474584
270112 BITUMINOUS COAL,NOT AGGLOMERATED	14244466	80786174	6482276	49715309
270119 OTHER COAL,NOT AGGLOMERATED	1886938	21904632	2625806	8914607
270210 LIGNITE NOT AGGLOMERATED		1255		
270300 PEAT INCLPEAT LITTER	4090	41684		16687
270400 COKE OF COAL	477546	2664470	409737	1824241
270500 COAL GAS,WATER GAS,SIMILAR GAS			120	355
270600 COAL TAR				279
270710 BENZOLE (BENZENE)				14314
270720 TOLUOLE (TOLUENE)			1905	1905
270730 XYLOLE (XYLENES)	223646	1216590	128578	996422
270750 OTH STOCK FOR CARBON BLACK	105620	241855	57103	202036
270791 CREOSOTE OILS		1796	1025	3888
270799 CARBON BLACK OIL	164432	479294	110640	510553
271019 KEROSENE	1571207	13428370	2581221	14850727
271129 OTH GAS HYDROCARBON GAS STATE		1585		4463
271210 PETROLEUM JELLY	55222	359323	41470	266559
271220 PARAFIN/WAX,CONT WT<0.75%OIL	35225	221461	53056	243753
271390 CARBON BLACK OIL				580
271410 BITUMEN OIL SHALE & TAR SANDS			83	206
271500 BITUMEN MIXTURES,NATURAL	8241	19226	1158	10679
271600 ELECTRICAL ENERGY	495710	2558397		1177881
280110 CHLORINE		3		
280120 IODINE	12328	232530	3309	142808
280130 FLOURINE, BROMINE				14
280200 SULPHUR, SUBLIMED/PRECIPTATED		1357		781
280300 CARBON BLACK (RUBBER GRADE)	242087	1276694	201549	1295860
280410 HYDROGEN.	233	1255		1872
280421 ARGON	5896	81051	3560	32861
280429 OTHER, RARE GASES.	8484	61309	8613	54473

Contd.

## 10.11 Imports by Economic Categories (Detail)

(In Thousand Rupees)

Items	December, 2018	From July, 2018	December, 2017	From July, 2017
280430 NITROGEN	139	18818		3516
280440 OXYGEN	189	2450		2003
280461 SILICON CON & 99.99% BY WEIGHT			41	51
280469 OTHER SILICON	2652	34264	5945	34963
280470 PHOSPHORUS	12346	39038	11231	42202
280480 ARSENIC		7484		3686
280490 SELENIUM	4821	48891	6087	57003
280511 SODIUM		579	492	776
280512 CALCIUM		10624		9938
280519 OTHER ALKALI METALS	8799	26777	22	28134
280540 MERCURY		7555		2
280610 HYDROGEN CHLORIDE (HCL ACID)		8662	1141	2391
280620 CHLOROSULPHURIC ACID		49		
280700 SULPHURIC ACID; OLEUM		247	1368	8771
280800 NITRIC ACID	26963	102205	17243	61944
280910 DIPHOSPHORUS PENTAOXIDE	17	3953		5681
280920 PHOSPHORIC ACID	3559575	18484175	1884799	12368779
281000 OXIDE OF BORON	13531	111115	22425	119424
281111 HYDROGEN FLUORIDE	6032	12682		2398
281112 HYDROGEN CYANIDE				937
281119 PHOSPHOR/HYPO PHOSPHORIC ACID	26362	83333	3090	52313
281121 CARBON DIOXIDE	74	512	235	552
281122 SILICON DIOXIDE (SILICA)	113268	546684	71505	465092
281129 SULPHUROUS ACID GAS	2469	6005	738	8048
281217 THIONYL CHLORIDE	12	12		4
281219 ARSENIC TRICHLORIDE		82	58	58
281290 OTH HALIDE/HALIDE OXIDES	15859	18568	641	26223
281310 CARBON DISULPHIDE		54		18
281390 OTH SUPHIDE OF NON-METALS		3417		5328
281410 ANHYDROUS AMMONIA	17529	49337		840
281420 AMMONIA IN AQUEOUS SOLUTION	3930	29781	2079	14121
281511 SODIUM HYDROXIDE SOLID	1792	19848	3847	25949
281512 SODIUM HYDROXIDE AQUEOUS SOL		10205	273	4989
281520 POTASSIUM HYDROXIDE (CAUSTIC)	13153	213806	17696	217082
281530 PEROXIDES OF SODIUM/POTASSIUM	1197	2334	592	5103
281610 MAGNESIUM HYDROXIDE	2998	28363	4343	17350
281640 STRONTIUM,OXIDE,H-OXIDE,PEROXI		6520	621	3043
281700 ZINC OXIDE;ZINC PEROXIDE	17666	202393	35050	191614
281810 ARTIFICIAL CORUNDUM NOT DEFIN	4556	25515	2616	19093
281820 ALUMINIUM OXIDE O/T ARTIFICIAL	57827	211979	32344	110630
281830 ALUMINIUM HYDROXIDE	55374	348731	62880	262481
281910 CHROMIUM TRIOXIDE	40063	137222	6516	79935
281990 CHROMIUM OXIDE	3279	8725	871	14821
282010 MANGANESE DIOXIDE,ELECTROLYTE		18146	5247	16563
282090 OTHER, MANGANESE OXIDES	30824	51528		8187
282110 IRON OXIDES	94992	424675	96068	435868
282200 COBALT OXIDE & HYDROXIDE	15344	60328	7262	56171
282300 TITANIUM DIOXIDE	26420	184663	42669	183657
282410 LEAD MONOXIDE(LITHARGE,MASICOT	3092	41597		17936
282490 OTHER, LEAD OXIDES		11833	303	305
282510 HYDRAZINE,YDROXYLAMINE SALT	3832	35311	19218	55907
282520 LITHIUM OXIDE AND HYDROXIDE	5904	17869		13591
282530 VANADIUM OXIDES AND HYDROXIDES		46		5563
282540 NICKEL OXIDES AND HYDROXIDES				2081
282550 COPPER OXIDES AND HYDROXIDES	1169	1218		10
282560 GERMANIUM OXID/ZIRCONIUMDIOXID		164		529
282570 MOLYBIDENIUM OXIDES/DIOXIDES				88
282580 ANTIMONY OXIDES	24049	55186		43058
282590 OTH INORGANIC BASE/METAL OXIDE	75	11939	1537	11185
282619 OTHER, FLOURIDES	6074	27550	1141	21896
282630 SODIUM HEXAFLOROALUMINATE	85	303	16836	17891

Contd.

## 10.11 Imports by Economic Categories (Detail)

(In Thousand Rupees)

Items	December, 2018	From July, 2018	December, 2017	From July, 2017
282690 OTHER, COMPLEX FLUORINE SALTS	7	19216		922
282710 AMMONIUM CHLORIDE	5504	41206	5245	58621
282720 CALCIUM CHLORIDE	8993	77161	4689	46381
282731 CHLORIDES OF MAGNESIUM	1653	11122	1666	18219
282732 CHLORIDES OF ALUMINIUM	11387	73517	18477	37003
282735 CHLORIDES OF NICKEL	3271	13627	445	12568
282739 OTH CHLORIDE OXIDES, BROMIDES	39496	203077	27288	100100
282741 CHLORIDE OXIDE/HYDROXIDE COPPER				149
282749 OTH CHLORIDE OXIDE/HYDROXIDES	188	1861		402
282751 SODIUM POTASSIUM BROMIDES	147	90366	2908	5051
282759 OTH BROMIDE/BROMIDE OXIDE	3409	61551		12466
282760 IODIDES AND IODIDE OXIDES	1918	10699	4974	16675
282810 COMERCIAL CALCIUM HYPOCHLORITE		209		57
282890 OTH HYPOCHLORITES/HYPOBROMITES		36159	26021	40953
282911 CHLORATES OF SODIUM	134	524		7257
282919 POTASSIUM CHLORATES	63536	235003	39744	199990
282990 OTH BROMATES/PERBROMATE/IODATE	399	38206	1663	11805
283010 DITHIONITES OF SODIUM	85662	881550	97549	526607
283090 OTH SULPHIDES NOT CHEM-DEFINED	390	408		1039
283110 DITHIONITES OF SODIUM	121396	736286	75719	557927
283190 FORMALDEHYDE SULPHOXYLATES	66348	462836	30920	533471
283210 OTH SODIUM HYDROGEN SULPHITE	22633	210485	13995	209548
283220 AMMONIUM SULHITE	17	7431		11564
283230 THIOSULPHATES	789	2198	56	7324
283311 DISODIUM SULPHATE	245564	928671	112733	791247
283319 OTHER SODIUM SULPHATES	1803	7704	3052	25438
283321 MAGNESIUM SULPHATE (EPSOM SLATE)	3697	25598	3008	15150
283322 SULPHATES OF ALUMINIUM	7831	64167	10444	53271
283324 SULPHATES OF NICKLE	8769	45165	4777	69269
283325 SULPHATES OF COPPER	7973	64871	7627	62308
283327 SULPHATES OF BARIUM	3891	41979	8217	48733
283329 SULPHATES OF FERROUS	146160	1035872	133713	781107
283330 ALUMS	57	773	24	1725
283340 PEROXOSULPHATES (PERSULPHATES)	45	19886	2803	28662
283410 SODIUM NITRATE	4865	41907	3677	41984
283421 NITRATES OF POTASSIUM	6313	40678	11236	51116
283429 OTHER NITRITES	11103	50274	12486	46664
283510 PHOSPHINATES & PHOSPHONATES		8186	205	2088
283522 PHOSPHATES OF MONO SODIUM	35102	167587	19051	122955
283524 PHOSPHATES OF POTASSIUM	3598	38862	4467	44893
283525 CALCIUM HYDROGEN-ORTHOPHOSPHATE	112137	468067	96441	596228
283526 OTH CALCIUM PHOSPHATE (PURE)	115621	426522	103427	408379
283529 PHOSPHATES OF ALUMINIUM	3954	29697	7542	27795
283531 SODIUM TRIPHOSPHATE	159984	577427	52360	404301
283539 OTHER, POLYPHOSPHATES	71650	275723	25549	231345
283620 DISODIUM CARBONATE NATURAL	76833	559633	24418	398222
283630 SODIUM HYDROGEN CARBONATE	14218	86091	15282	128797
283640 POTASSIUM CARBONATE	6324	59212	3987	93015
283650 CALCIUM CARBONATE	39794	176487	11994	99391
283660 BARIUM CARBONATE	45506	152456	14784	133019
283691 LITHIUM CARBONATE		8753		12914
283692 STRONTIUM CARBONATE				145
283699 MAGNESIUM CARBONATE	46417	293602	105419	483609
283711 CYANIDES OF SODIUM	12922	62773		34322
283719 OTH CYANIDE/OXIDES	20	6017	49	5970
283720 COMPLEX CYANIDES	90	2379	7	744
283911 SODIUM METASILICATES	18532	101836	6771	35414
283919 SODIUM SILICATE	524	21490	2299	10168
283990 OTHER, METAL SILICATE	3141	77547	412	27795
284011 SODIUM TETRABORATE ANHYDROUS	9	11	45	55
284019 OTH DISODIUM TETRABORATE (REFINE)	14471	101967	12353	114372

Contd.

## 10.11 Imports by Economic Categories (Detail)

(In Thousand Rupees)

Items	December, 2018	From July, 2018	December, 2017	From July, 2017
284020 OTHER, BORATES	8386	9067		18043
284030 PEROXOBORATES (PERBORATES)		2311	2	228
284130 SODIUM DICHROMATE	13121	188376	28184	178466
284150 SODIUM CHROMATE	8600	8726	18	15159
284161 POTASSIUM PERMAGANATE	7699	21713	10719	33216
284169 OTH MAGANITE MAGANATE/PERMAGAN	5943	6033		
284170 MOLYBDATES	211	30694	94	7504
284180 TUNGSTATES (WOLFRAMATES)		5		6
284190 SODIUM STANNATE	62	968	4231	8626
284210 DOUBLE OR COMPLEX SILICATES.	20818	143144	30606	118014
284290 FULMINATES,CYANATES&THIOCYANAT	101	36894	1499	10125
284321 SILVER NITRATE.	135	358	15	1743
284329 OTHER,SILVER COMPOUNDS	2753	10587	6669	39885
284330 GOLD COMPOUNDS.		51		186
284390 OTHER COMPOUNDS,AMALGAMS		6026	2492	2737
284440 RADIOACTIVE EL/ISOTOP COMP ALY	22131	120033	14771	86426
284590 OTH ISOTOPES & THEIR COMPOUNDS		4660	207	727
284610 CERIUM COMPOUNDS.	72	9777	34	3350
284690 OTH RARE EARTH METAL COMPOUNDS		14327	47	3836
284700 HYDROGEN PEROXIDE SO-WITH UREA	16640	313061	35247	121828
284910 CALCIUM CARBIDES	134396	324714	46601	195115
284920 SILICON CARBIDE	7744	18671	96	13929
284990 OTHER CARBIDE	1329	1742	3876	4176
285000 HYDRIDE,NITRIDE,AZIDE,BRMD ETC	54969	332649	384	1596
285210 INORG/ORGA COMP CHEM DEFINED	95	242	4521	18335
285290 OTH INORG/ORGA COMP-MERCURY	17	822		232
285310 CYANOGEN CHLORIDE (CHLORCYAN)	41	60		24
285390 OTH INORGANIC COPM AMALGAMS	4696	9041	435	6570
290899 OTH SULPHONATED DER OF PHENOLS	24093	60434	4528	45096
290911 DIETHYL ETHER		137		192
290919 METHYL TERTIARY BUTYLE ETHER	737	2574	1000	8816
290920 CYCLANIC,CYC ETHER HALOGEN DER		360	1153	11137
290930 AROMATIC ETHER HALOGEN SULPH'T	17073	98095	27704	80054
290941 2,2-OXYDIETHANOL(DIETHYL GLYCL	53534	701721	87187	769009
290943 MONOBUTYL ETHER,ETHYLEN GLYCOL	17546	209096	5081	87805
290944 OTH INGREDIENTS FOR PESTICIDES	22326	290565	22803	161789
290949 NITROSATED BASE PESTICIDES	39768	273324	66728	281149
290950 ETHER-PHENOLS,ETHERALCH PHENOL	1872	15016	13720	24896
290960 ALCH PEROXID,ETH PEROXID,KETON	41080	223556	17262	148308
291010 OXIRANE (ETHYLENE OXIDE)	7908	18903		13221
291020 METHYLOXIRANE(PROPYLENE OXIDE)		1		
291030 1-CHLORO-2,3-EPOXYPROPANE	9084	58733	7411	37706
291090 OTH,EPOXIDE,EPOXYALCH,EPOXYPHL	1968	10843	5153	12606
291100 ACETAL HEM/ACETAL,OXYFUNC HEL	127	1788	660	2524
291211 METHANE WITHOUT OTH OXYGN FUNC		393		49
291212 ETHANE WITHOUT OTH OXYGEN FUNC		300		407
291219 OTH,ACYCLIC ALDEHYD W/O OTHOXY	20587	122489	9195	65238
291221 BENZALDEHYDE W/O OTH OXY FUNC		250	2	43
291229 OTH CYCLIC ALDEHYD W/O OXY FUN	2983	13787	8346	35572
291241 VANILLIN(4-HYDROXY-3-METHOXYBZ	20257	108082	11647	70310
291242 ETHYLVANILIN(3-ETHOXY-4HYDROXY	2787	23264	1498	12089
291249 OTH ALDEHYDE-ETHER/PHENOL/OXYG	5	9823		896
291260 PARAFORMALDEHYDE	3731	28140	8913	40553
291300 HALOGEN,SULPHONAT,NITRAT DERV	27	80	15	262
291411 ACETONE	11068	81254	34815	107704
291412 BUTANONE(METHYL ETHYL KETONE)	116972	315940	49356	210778
291413 4-METHYLPENTAN-2-ONE	2761	13292	2347	8161
291419 OTH,ACYCLIC KETONE W-OUT OXY-F	189	12352	316	3562
291422 CYCLOHEXANONE,METHYLCYCLOHEXON	53130	109670	7675	151969
291423 IONONES AND METHYLIONONES	398	2466		7669
291429 ISOPHORONE	4350	35056	3054	20402

Contd.

## 10.11 Imports by Economic Categories (Detail)

(In Thousand Rupees)

Items	December, 2018	From July, 2018	December, 2017	From July, 2017
291439 OTH,AROMATIC KETONE W/O OXYGEN	764	10065	1743	4625
291440 KETONE-ALCOHOL KETONE-ALDEHYDE	3434	46394	4759	42935
291450 KETONE-PHENOL/KETONE W/O OXYGN	393	13804	2224	18772
291462 COENZYME Q10 UBIDECARENONE	914	13032	1441	2615
291469 OTHER QUINONES	22092	96052	13	21361
291479 OTH HALGNAT,SULPH,NITRAT DERIV	32	2176	20	1410
291899 OTH INGREDIENTS FOR PESTICIDES	97893	650157	72622	357522
291990 OTH INGREDIENTS FOR PESTICIDES	5062	49410	5677	45089
292019 OTH THIOPHOSPHORICESTERS, DERI	33	73		161
292029 OTH PHOSPHITE ESTERS		277		
292090 SULPHONIC ESTERS/DERIVATIVES	86310	453244	73582	240679
292111 METHYLAMINE,DI/TRI & ITS SALT	2525	52528	11093	53415
292112 DIMETHYLAMINO ETHYLCHLORID HCL				1099
292113 DIETHYLAMINO)ETHYLCHLORID HCL	51	51		
292114 DISOPROPYLAMINO ETHYLCHLORID				5
292119 PARAXYLIDINE SULFAMIC ACID	3843	24012	228	47959
292121 ETHYLENEDIAMINE AND ITS SALTS	11940	100275	2221	64566
292122 HEXAMETHYLENEDIAMINE/ITS SALTS		11614		5584
292129 ACETO ACETIC ORTHO ANISIDINE	5202	30663	3635	44501
292130 CY-CLANIC,LENIC LOTERPENI/SALT	10957	75020	15420	56030
292141 ANILINE	1042	324089	82770	182871
292142 ANILINE DERIVATIVES/ITS SALT	291110	2889684	179872	1188288
292143 OTH TOLUIDINE/DERIVATIV/SALT	19819	104778	1520	7595
292144 DIPHENYLAMINE/ITS DERIV/SALT		23	2	2522
292145 SODIUM NAPHTHIONATE	1603	25733	2233	21217
292149 OTH,AROMATIC MONOAMIN DER/SALT	30493	271922	59289	288364
292151 DIAMINOTOLUENE BASE PESTICIDES	277871	1861657	187422	845222
292159 OTH AROMATIC POLYAMIN DER/SALT	7652	127491	6121	46822
292211 MONOETHANOLAMINE AND ITS SALTS	8838	33099	815	19447
292212 DIETHANOLAMINE AND ITS SALTS	12614	62273	4973	24565
292214 DEXTROPROPOXYPHENE&ITS SALTS		5754		
292215 TRIETHANOLAMINE	3171	39960	7858	62547
292217 METHYL & ETHYL DIETHANOLAMINE	2664	42134	3214	15040
292219 N,N-DIMETHYL-2-AMINOETHANOL/SA	244971	759384	204674	948502
292221 AMINOHYDROXYNEPHLENE ACID/SALT	50944	251024	47440	167723
292229 OTH AMINO NAPHTHOL/PHENOL ETHER	332608	1297066	118385	818694
292239 OTH AMINO ALDEHYDES	67676	210882	29924	71592
292241 LYSINE/ITS ESTER SALT THEREOF	182139	1083745	192695	1069468
292242 MONOSODIUM GLUTAMATE	986	3318	260989	1765445
292243 ANTHRANILIC ACID AND ITS SALTS	1064	1064		356
292249 OTHER ALANINE	466272	2271892	285526	1888289
292250 AMINO-ALCOH-PHENOLS,AMINO ACID	165201	616445	92283	733601
292310 CHOLINE AND ITS SALTS	1927	13151	6285	25992
292320 LECITHIN/OTH PHOSPHOAMINOLIPID	11738	179902	30048	118651
292330 TETRAETHYLAMO PERFLOROCT SULPH		21		
292390 BETAIN	86114	351026	48795	317127
292419 ACETAMIDE	120132	728444	61413	404741
292421 UREINES/DERIV/SALT THEREOF		1978	4525	9554
292429 PARACETAMOLE	283771	1191615	125733	1133862
292511 SACCHARIN AND ITS SALTS	19222	183689	33496	183170
292519 OTH IMIDE/DERIV/SALT THROF	779	12579	3499	19464
292529 DIPHENYL-GUANIDINE	165074	534391	115386	499743
292610 ACRYLONITRILE	4737	30154	6016	25693
292620 1-CYANOQUANIDINE(DICYANDIAMIDE	27555	75530	5393	41105
292690 ALPHACYANO,3-PHANOXYBENZYL ETC	1271704	6286484	1000294	5226867
292700 BENZENE-DIAZONIUM CHLORIDE	33994	217807	45395	197333
292800 PHENYL-HYDRAZINE	9875	62173	5877	40710
292910 ISOCYANATES W-NITROGEN FUNCTIO	944789	5652213	1169354	5467997
350790 OTH ENZYMES/REP ENZYMES	247584	1308496	165386	1563511
360200 PREP EXPLOSIVE O/T POWDER		33189	22061	140565
381590 OTHER CATALYTIC PREPARATIONS	92141	333251	57474	558314

Contd.

## 10.11 Imports by Economic Categories (Detail)

(In Thousand Rupees)

Items	December, 2018	From July, 2018	December, 2017	From July, 2017
401039 OTH TIMING BELT FOR VEH CH-87	31935	175608	30866	142527
401110 NEW PNEUM TYRES FOR MOTOR CARS	134616	1222984	342550	2632942
401120 NEW PNEUM TYRES LIGHT TRUKS	652653	7214548	1948819	14576139
401130 NEW PNEUM TYRES RUB AIRCRAFTS	6498	159233	12198	138384
401140 NEW PNEUM TYRE RUBB MOTORCYCLE	498	11938	5570	46026
401150 NEW PNEUM TYRE RUBB BICYCLES	5759	12320	2114	14009
401170 TYRE AGRICULTURE VEH/MACHINE	161536	1043687	270197	1361665
401180 TYRE INDUSTRIAL/CONST VEH/MACH	163498	1112121	56227	132993
401190 OTH TYRE NEW PNEUMATIC RUBBER	37619	292361	137272	778400
401211 RETREATED TYRES FOR MOTORCARS		27		
401212 RETREATED TYRE FOR BUSES/LORRY				54
401213 RETREATED TYRE FOR AIRCRAFTS	9419	21853		
401219 OTHER RETREATED TYRE OF RUBBER			33	62
401290 OT FLPS FOR TYRES/TUBE H-8701	2447	26470	16533	157890
401310 INNER TUBES OF BUS/LORRY/TRUCK	54239	326242	30330	314953
401320 INNER TUBES FOR BICYCLES	4449	4923	1613	12161
420340 OTHER CLOTHING ACCESSORIES	309	4387	12940	97559
440290 OTH WOOD CHARCOAL NOT AGGLOMER	1738	4944	9	6069
440500 WOOD WOOL;WOOD FLOUR.		11854	604	6139
440611 RAIL SLEEPER CON. WOOD,N-IMP				150
440692 OTH N-CONF RAIL SLEEP WOOD				105
440711 WOOD SAWN/CHIPPED OF PINE	350230	1621386	40389	297679
440712 WOOD SAWN/CHIPED OF FIR&SPRUCE	45386	221382	11800	92527
440719 WOOD SAWN/CHIPED OTH CONIFER	66369	289800	55066	354106
440725 TROPICAL WOOD DARK RED MERANTI	10374	85179	25804	128360
440726 TROPICAL WOOD WHITE LAUAN ECC	36101	175186	16534	138694
440727 SAPELLI	59140	237729		10429
440728 LROKO			947	947
440729 OTH TROPICAL WOOD NON-CONF SAW	369653	1958382	386917	2230358
440791 OAK WOOD,SWAN/CHIPPED LEN WISE	4179	20583	2778	16378
440792 BEECH WOOD SWAN/CHIPPED L/WISE	2672	43680	8829	42500
440793 OTH TROPICAL WOOD OF MAPLE		339		
440795 OTH TROPICAL WOOD OF ASH	95981	422265	53843	441254
440797 OTH WOOD SAW/CH POPLAR & ASPEN	3181	3181		
440890 WOOD STATE	27140	149461	9788	63709
440910 WOOD CONIFEROUS SPECIES SHAPED		958		96
440921 WOOD NON-CONIFEROUS OF BAMBOO		646		
440922 NON CONIFEROUS TROPICAL WOOD				590
441700 BOOT & SHOE LASTS OF WOOD	7547	23955	3669	13354
441810 WINDOWS FRENCH WINDOWS & FRAME		34	440	440
441820 DOORS FRAMES AND THERSHOLDS	19024	123413	30639	137192
441840 SHUTTERING FOR CONCRETE C/WORK		2015	248	55748
441860 POSTS AND BEAMS OF WOOD		12512	168	4107
441879 OTH ASSEMBLED FLOORING PANELS		15552	7453	24360
551694 W-FAB ART FIB<85%WT O/FIB PTIN	79143	362219	159890	931995
560121 OTH ARTICLES OF COTTON WADDING	1068	4215	322	12279
560122 OTH WADDING OF MAN-MADE FIBRES	569	34796	7714	12572
560129 OTHER, WADDING ARTICLES	4639	36562	3509	8789
560600 GIMPED YARN,AND STRIP AND LIVE	85667	461277	43600	287606
560721 BINDER/BALER TWINE OF SISAL		1666		516
560729 OTH,TWINE,CORDAGE,ROPE&CABLE	1702	11501	1448	9823
560741 BINDER/BALER TWINE OF POLYTHNE	8575	20979	216	20652
560749 OTH TWINE,CORDAGE,ROP,CAB POLY	15740	139521	21609	130863
560750 TWINE,CORDAGE,ROPE,OTH SYN FIB	4343	73433	7858	41775
560790 OTH,TWINE,CORDAGE,ROPE & CABLE	3518	29700	9210	53825
560811 FISHING NETS MAN-MADE TEX MAT	28587	255579	21467	197820
560819 OTH, MADE UP NETS OF TEX MAT	40512	177932	32063	143825
560890 OTH,NOTTED NETS/NETTING ROPE	887	18188	1223	26442
591000 TRANSMISON CONYOR BELT TEX MAT	9343	81637	12497	100923
591110 TEX FAB,FELT & FELT-LINED FAB.	15602	144065	18862	111092
591120 BOLTING CLOTH,WHET/NOT MADE UP	5553	66417	4414	31461

Contd.



## 10.11 Imports by Economic Categories (Detail)

(In Thousand Rupees)

Items	December, 2018	From July, 2018	December, 2017	From July, 2017	
591131	TEX FAB & FELTS,< 650G/SQM .	434	36063	20263	75808
591132	TEX FAB & FELTS,>0650G/SQM .	52033	318034	23883	194194
591140	STRAINING CLOTH USEDOIL PRESS		588		1167
670490	WIGS,BEARD,EYE-BROW OF OTH MAT	10187	35526	798	2312
680100	ARTICLE OF STONE PLAS CEMET		18		17
680210	TILES CUBES AND SIMILAR ARTICL		117	482	747
680221	MARBLE,TRAVETINE & AIABASTER	6936	52159	19777	74588
680223	GRANITE	60456	358511	53006	299867
680229	OTHER BUILDING STONE CUT/SAWN		4202	285	1184
680291	OTH MARBL TRAVERTIN&ALABASTER	18696	126290	17187	108229
680292	OTHER CALCAREOUS STONE				8216
680293	OTHER GRANITE	8936	48442	28876	168025
680299	OTHER STONE		3024	3881	40414
680690	OTH ARTICLE OF HEAT INSULATING	33494	404886	82422	170836
680710	ARTICLE OF ASPHALT IN ROLL	2827	40063	9376	49569
680790	OTH ARTICLE OF ASPHALT MATERL		1963		2933
681099	OTH ARTICLE OF CEMENT	124	43626	2332	130036
681140	ARTICLES CONTAINING ASBESTOS		37713	12776	25724
681181	CORRUGATED SHT NOT CON ASBESTO	7037	58513		24018
681182	O-SHT,PANEL,TILES,NOT CON ASBE	20219	78601	18556	85779
681599	ONYX (MARBLES)	13169	79803	7662	53459
690100	BRICK , TILE OF SILI FOSSIL		427	15	281
690210	REF BRICK,TILE>50%MG,CA<=1600C	306746	1406332	95520	550316
690220	CERAMIC>50%SILICA,ALUM<=1600C	40392	580203	34405	196284
690390	REFRACTRY PROD,INCL OVAN,KILN	22874	123915	32008	109367
690410	CERAMIC BUILDING BRICKS				2382
690490	OTH C/FLOORING BLOCKS F/TILE	278	31086	7583	33443
690510	ROOFING TILES		145	23	11326
690590	OTH CHIMNEY-POTS,COWLS,ETC.		417	29349	29687
690600	CERAMIC PIPES CONDUITS&FITING		388		59
690721	TILES POLISHED WAT AB 0.5%	911090	4471264	764181	4690826
690722	TILE POLISHED WAT AB >0.5%<10%	434631	2164430	521543	3405888
690730	MOSAIC CUBES AND SIMLAR ARTICL	2662	12980	1857	9503
691490	OTH CERAMIC ARTICLES O/TH PORN	1413	3702	710	3907
700100	CULLET AND OTH WAST&SCRAP,GLAS		5199		2577
700210	BALLS IN GLASS UNWORKED	15534	50725	12002	91934
700220	RODS IN GLASS UNWORKED				319
700231	TUBE,FUSED QUARTZ/SILICA,UNWOR		474		676
700232	TUBE OF OTH GLASS UNWORKED		232		2588
700239	NEUTRAL GLASS TUBING MFG AMPOU	47993	297597	35671	317971
700312	NON-WIRED SHEETS COLOURED,FLAS	18535	91352	17409	70357
700319	OTH NON WIRED SHEETS OF GLASS	3965	24255	27139	72672
700320	WIRED SHEETS GLASS		1620	717	6852
700330	PROFILES OF GLASS			198	198
700420	GLASS COLOURED OPACIFIED FLASH	14	851	271	387
700490	OTHER GLASS	42758	130321	20315	80606
700510	NON-WIRED GLASS HAVE ABSORBENT	49296	277357	42369	186985
700521	NON-WIRED GLASS COLOURED,OP/FE	28390	161914	15667	107247
700529	OTHER, NON-WIRED GLASS	26039	174570	19989	95511
700600	GLASS PLATE WORKED NOT FRAMED	10509	258824	15056	168464
700711	REAR/WIN GLAS VEH H- 87043190	91919	259143	51138	373227
700719	OTH THOUGHENED SAFTY GLASS	3199	211379	16230	202877
700721	LAMINA SAFETY GLAS H-87043190	17992	63256	17599	148392
700729	OTHER, LIMINATED SAFETY GLASS	1770	60522	24948	105260
701090	OTH CARBOYS BOTT,FLASK,JAR,POT	183437	796834	134082	796701
701110	FOR ELECTRIC LIGHTING	1677	27876	6726	24687
701400	GLASS HEAD LAMPS VEH H- 87.11	2151	7344	2756	7696
701510	GLASS FOR CORRECTIVE SPECTACLE	161	217		455
701610	GLASS CUBES/OTH SMALLWARE	8438	49478	4572	34792
701919	OTH YARN OF GLASS FIBRE/THREAD	14248	60819	4610	32051
701931	GLASS MATS	64048	303251	36208	241795

Contd.

## 10.11 Imports by Economic Categories (Detail)

(In Thousand Rupees)

Items	December, 2018	From July, 2018	December, 2017	From July, 2017
701932 THIN SHEETS (VOILES)	28321	270012	45679	325954
701959 OTH WOVEN FABRICS	5335	62968	4622	43032
710490 OTH SYN/RECONSTI SEM/PRE STONE	170	192	4	9021
711890 OTHER COIN	117	163	287	7577
720110 NON-ALLOY PIG IRON<0.5% PHOSP	29263	521752	166917	694742
720150 ALLOY PIG IRON; SPIEGELEISEN		27		
720211 FERRO-MANGANESE CONT 2% CARBON	109881	400373	161292	719439
720219 OTH FERRO-MANGANESE		5543	61	316
720221 FERRO-SLICON CONT >55% SILICON	56595	291939	42362	189694
720229 OTH FERRO-SILICON	26896	220663	19452	121595
720230 FERRO-SILICO-MANGANESE	422672	2229067	423922	2481796
720241 FERRO-CHROMIUM CONT >4% CARBON	5303	26248	3078	17374
720249 OTH FERRO-CHROMIUM	1310	3845	529	4550
720270 FERRO-MOLYBDENUM	1190	3456	6250	11501
720280 FERRO-TUNGSTEN&FERRO-SIL-TUNGS	710	3133	148	1877
720291 FERRO-TITANIUM/FERO-SILI TITAN	85	268	39	216
720292 FERRO-VANADIUM	373	1037	94	2136
720293 FERRO-NIOBIUM	455	1591	168	1645
720299 OTHER FERRO-ALLOYS		6543	4955	8246
720310 FERROUS PROD BY DIR RUD IRONORE		20000		
720390 OTH FERROUS PRODUCTS		19222		109
720410 WASTE/SCRAP C.IRON RE-ROLLABLE	13403	184253	29476	168091
720421 WASTE/SCRAP OF STAINLESS STEEL	24030	102515	24522	95190
720429 WASTE/SCRAP OF OTH ALLOY STEEL		480		1423
720430 WASTE/SCRAP TINNED IRON/STL	326752	1829077	331037	2067739
720441 TURNING,SHAVING,MILLING WASTE	7135369	36792130	4520633	31877252
720449 OTH RE-ROLLABLE WASTE /SCRAP	10560673	59721690	8248535	48073014
720450 REMELTING SCRAP INGOTS			465	6637
720510 GRANULES OF PIG IRON	4632	47893	7395	39922
720521 POWDERS OF ALLOY STEEL		2589		1593
720529 OTH POWDER PIG IRON&SP IRON/ST	6539	28582	1156	34329
720711 BILLETS RECT/SQUAR IRON/NA.STL	109	1291		133682
720712 OTH BILLETS RECT EXCL SQUA I/S		940		8499
721790 OTH WIRE OF IRON/NON-ALOY-STEEL	28914	174295	37962	175129
721810 INGOTS & OTH PRI FORM ST/STEEL		140		227
722300 WIRE OF STAINLESS STEEL	24063	158429	21855	179682
732599 OTH CAST ARTI OF I/S NES	69300	580178	116095	515245
732611 GRIND BALL&SIMI ARTI FOR MILLS	19925	20106	23	28125
732690 OTHER X-FILM HANGERS	1063741	4182943	842570	3878635
740200 UN-REFINED CODDER, COPP ANODES		5760		749
740311 REFIN COPPER,CATHODES&SECTIN	1166703	6526989	995781	5096899
740319 OTHER, REFINED COPPER	8353	12480	2299	12936
740321 COPPER-ZINC BASE ALLOYS(BRASS)		2009	2623	3226
740322 COPPER-TIN BASE ALLOY (BRONZE)		11785	763	14017
740329 OTH COPPER ALLOYS(O/T H-74.05)	180	4563	2142	4289
740400 BRASS SCRAP	450883	2470308	237860	1006330
741999 COPPER SPRINGS	13239	156681	5036	108701
750210 NICKEL, NOT ALLOYED	139242	744297	62397	573112
750220 NICKEL ALLOYS	2549	5384	300	1544
750890 NICKLE ROTARY PRINTING SCREEN	83908	434438	15661	341780
760110 ALUMINIUM, NOT ALLOYED	853340	4558989	1005171	4135509
760120 ALUMINIUM ALLOYS	187379	1423028	342678	1805175
761699 CASING,FORGING ROUGH STAT ALUM	124952	597160	138464	375141
780110 REFINED UN-WROUGHT LEAD	59583	2579475	287232	3335717
780191 OTH UNWROUGHT LEAD CON ANTIMON	80222	540656	11403	369099
780199 OTH UNREFIND LEAD&LEAD ALLOYED	24788	112263	31053	221108
780600 WIRE OF LEAD	82026	90353	1612	23505
790111 ZINC NOT ALLOYED WT=>99.99%	218369	1591662	731329	3349782
790112 ZINC NOT ALLOYED WT < 99.99%			36365	191921
790120 ZINC ALLOYS	83284	1873669	53138	338959
790700 ZINC SLUGS FOR DRY BAT CEL CON	14203	122407	10474	78774

Contd.

## 10.11 Imports by Economic Categories (Detail)

(In Thousand Rupees)

Items	December, 2018	From July, 2018	December, 2017	From July, 2017
800110 TIN, NOT ALLOYED	177530	602360	24585	288270
800120 TIN ALLOYS		3028	887	6228
800700 TIN PLAT, SHET, STRIP TH>0.2MM	103	497	84	108
810110 TUNGSTEN POWDERS		434		276
810196 OTHER WIRE OF TUNGSTEN	7183	13827		12828
810199 BAR/ROD, PLA, SHET, FOIL TUNGSTEN		15849	1469	3578
810210 MOLYBDENUM POWDERS	31	31		
810296 OTHER MOLYBDENUM WIRE	3511	14726	521	2536
810299 OTH MOLYBDENUM AND ARTICLES		2308		
810390 OTH TANTALUM&ARTICLES THEREOF				799
810411 UNWROUGHT MAGNESIUM BY WT99.8%	8447	16088	4635	11055
810419 OTH ARTICL UNWROUHT MAGNESIUM		94		3184
810490 OTHER ARTICLE OF MAGNESIUM	2589	3290	233	481
810520 COBALT MATTES& OTH PRODUCTS	41381	128503	34213	121079
810590 OTH INTERMEDIATE PRO OF COBALT	1677	1849		13455
810720 UNWROUGHT CADMIUM POWDER		7361		
810790 OTH CADMIUM, WROUGHT & ARTICLES	1276	4281	34	393
810890 OTH TITANIUM WROUGHT&ARTICLES	6222	30404	35334	78997
810920 UNWROUGHT ZIRCONIUM POWDER				62
810990 OTH ZIRCONIUM AND ARTICLES		50		2662
811010 UNWROUGHT ANTIMONY POWDER	30604	374511	67037	326885
811090 OTH ANTIMONY ART INCL W/SCRAP		42117		
811100 MANGANES&ARTCL INC WASTE&SCRAP	5670	6974	6021	7465
811221 CHROMIUM UNWROUGHT POWDER	937	2096	204	317
811229 OTH UNWROUG CHROMIUM INCL WAST		250		504
811299 OTH BASE METAL UNWROUGH&ARTICL		245		13
961900 DIAPERS FOR ADULTS WT EXC.25KG	963243	5222675	933262	5998560
<b>3. CAPITAL GOODS TOTAL</b>	<b>164425646</b>	<b>971704613</b>	<b>169153532*</b>	<b>951750563</b>
010619 OTHER MAMMALS	1439	17649	185	6600
010631 FALCONS	2102	8342	854	4490
010632 PSITTACIFORMES(INCL.PARROTS)	11696	50901	11562	49023
010633 OSTRICHES, EMUS(DROMAIUSNOVAEH)	2983	14601	11438	32168
010639 OTHER BIRDS		904	2682	15570
010641 BEES		10731		13531
010690 OTHER LIVES ANIMALS	1953	14552	7225	20364
621790 PARTS OF GAR/CLOTH ACCESSORI	61	3693	388	1639
680300 WORKED SLATE/ARTICLE OF SLATE				40
680410 MILL STONE AND GRIND STON MIL	36545	147145	40353	291691
680421 OTH MILLSTONE OF AGGLOMER SYNT	16167	70538	4118	43931
680422 MILL STONE AND GRIND STONE/OTH	187108	889823	163648	810671
680423 OTH MILLSTONE OF NATURAL STONE	3160	25431	4895	36419
680430 HAND SHARPENING POLISH STONE	15530	51224	11795	46085
680510 BASE OF WOVEN TEXTILE FABRICS	65336	291883	49444	283803
680520 ON BASE OF PAPER OR PAPERBOARD	74764	229892	33046	199309
680530 ON BASE OF OTHER MATERIALS	26246	195659	4801	88363
680610 SLAG WOOL ROCKWOOL MINERAL WOL	10238	149834	17580	110203
680620 EXFOLIATED VERMICULITE EXPEND		5731	1681	7528
680800 PANELS, BOARDS, TILES BLOCKS ETC	524	16881	447	3568
680911 BOARDS, SHEETS, PANELS, TILES ETC	9137	66079	45864	103333
680919 OTH BOARDS, SHEETS, PANELS OF PL	37	10456	8174	25231
680990 INDUSTRIAL MOULDS OF PLASTER	937	16115	1414	4172
681011 BUILD BLOCK, BRICK OF CEMENT	3244	9023	5731	15232
681019 OTH ARTICLE TILE, FLAGSTONE ETC	14907	75149	14063	77375
681091 PREFABRICAT STRUCTURAL COMPONT	279	8014	761	8792
681189 OTH ARTICLES NOT CON ASBESTOES	14722	15892		4605
681280 FABRICATED ARTI OF CROCIDOLITE		214		
681291 CLOTHING ACCE OF ASBESTOES FIB		28		

Contd.

## 10.11 Imports by Economic Categories (Detail)

(In Thousand Rupees)

Items	December, 2018	From July, 2018	December, 2017	From July, 2017
681292 PAPER MILLBOARD FELT ASBET FIBR			40	56
681293 COMPRESSD ASBESTOS FIB JOINING	7473	86443	7185	73506
681299 O-ARTI OF FABRICA ASBESTOS FIB	837	20028	1786	13462
681320 FRICTION MAT ASBESTOS H87-11	29304	145642	13980	107872
681381 BRAKE LININGS&PADS VEH-H-8711	40218	424098	49715	316020
681389 O-BRAKE LINE&PADS NOT CON ASBE	14903	49732	2069	26576
681410 PLATES,SHEETS STRIPS OF AGLOM	5151	14179	692	9302
681490 OTH, ARTICLES OF MICA	272	2426		5694
681510 NON ELE ARTICLE OF GRAPHITE	21782	90304	20859	97002
681520 ARTICLE OF PEAT		4	202	429
690290 REF.BRICK,BLOCK,TILE TEMP1600C	6746	56107	7694	17677
690310 CERAMIC CON>50% GRAPHITE,CARB	11067	71848	6390	60795
690320 COLD TUNDISH LINING SLIDE GATE	30064	263818	26634	161651
690723 TILES POLISHED WAT AB >10%	315045	1749613	300483	2116597
690740 FINSHING CEREMICS		299	1953	41896
690911 LAB CERM WARE PORCELAIN/CHINA	161	6778	151	1659
690912 LAB CERM WARE HARD>9 MOH.SCALE		1122		4667
690919 LAB CERAMIC WARE CHM/TECH USE	3376	63028	2716	96858
690990 OTH CERAMIC WARES AND SIMILARS	3900	13452		14694
691010 WASH BASIN, CERAMIC	132796	561924	55956	462485
691390 OTH STATUTTES, ORNAMENT	965	6194	23485	42482
691410 OTH CERAMIC ARTICLES OF PORCEL	148	1034	113	697
710700 BASE METALS CLAD WITH SILVER		65		
710812 OTH UN-WRT GOLD 5kg&>N-MONETAR	128786	1124631	312540	1235792
710813 OTH SEMI-MANUF GOLD 5kg&ABOVE				75
710820 MONETARY GOLD 5kg OR ABOVE		57228		57171
711810 COIN (O/T GOLD),NOT LEGAL TEND		375	111	1691
720720 IRON/ST.CROS SECT.165 X 165 MM		1656		71399
720810 COILS SECONDRY QUALITY I/S HR	188126	769862	5922	249580
720825 OTH C-HR I/S 4.75mm SECON QUAL	16063	134136	21989	103781
720826 OTH C-HR TH3-4.75mm S-QLTY I/S	431	109032	14429	43917
720827 OTH C-HR I/NA.S TH<3mm SE QLTY	3348	200469	3686	43231
720836 OTH C-HR I/S TH<10mm SEC-QLTY	4776	7087	79	178948
720837 OTH C-HR I/S TH<4.75-10mm S-Q	15863	315877	26989	203647
720838 OTH C-HR I/NA-S TH3-4.75mm S-Q		217091	82499	639993
720839 OTH C-HR I/NA-S TH<3 mm S-QLTY	2958136	30149143	5198151	18457413
720840 SEC QLTY HOT ROLL IR/NA-STEEL	13195	19359	1583	19322
720851 OTH SEC QLTY IS-HR,TH>10MM	20198	240091	115774	944930
720852 OTH SEC QLTY I/S HR,TH>4.75-10	3876	99880	23130	265727
720853 OTH S.QLTY I/S HR,TH>3-4.75MM	5836	80944	10585	77515
720854 OTH S.QLTY I/S,TH<3MM H-ROLL	18017	82479	13351	77850
720890 OTH FLT-ROL PROD S.QLTY HR>600	50549	220458	29057	195152
720915 COIL I/NA-S CR TH 3mm/> S-QLTY	8754	273338	135842	315156
720916 COIL I/NA-S CR TH 1-3mm S-Q	704213	4585099	577105	2891209
720917 COIL CR I/NA-S TH 0.5-1mm S-Q	223953	1710677	287137	1134009
720918 COIL CR I/NA-ST TH< 0.5mm S-Q	111079	1301893	102384	950428
720925 S.QLTY C-ROL I/S TH 3MM/MORE	61	3718		11266
720926 S.QLTY I/S C-ROL TH>1MMBUT<3MM	49592	495566	64831	529035
720927 S.QLTY I/S C-ROL TH 0.5 MM-1MM	377048	1478795	156014	1128206
720928 S.QLTY I/S COLD-ROL TH<0.5 MM	31892	120865	2648	66702
720990 S.QLTY FLT-ROL PROD I/S WD>600	221109	1128233	92124	456710
721011 I/S PLAT/COAT TIN 0.5MM/> S-QU	991	38065	1200	6160
721012 I/STL PLAT/COAT TIN<0.5MM S-QU	597009	2861582	392495	2347638
721020 FR I/NA-S P/C LEAD TH600mm S-Q		18278		
721030 FR I/NA-S ELECTRO P/C ZINC S-Q	796053	4286640	518074	2976542
721041 FR I/NA-S P/C ZINC CORRUGA S-Q	2351	42640		14087
721049 OTH FR I/NA-S P/C ZINC S/QLTY	982902	5456920	1126527	6091545
721050 F-ROL I/ST COAT CHRO OXIDE S-Q	18421	355955	33071	379053
721061 FR I/NA-S P/C ALUM-ZINC AL S-Q	235900	1469973	163055	1036097
721069 OTH FR I/NA-S P/C ALUM S-QUALI	17062	97968		31516
721070 VCM COATED SHEET TH 0.5MM/LESS	1072792	6825257	1237439	6282536

Contd.

## 10.11 Imports by Economic Categories (Detail)

(In Thousand Rupees)

Items	December, 2018	From July, 2018	December, 2017	From July, 2017
721090 OTH FR I/NA-S PLASTI COTED S-Q	15351	96377	13953	190239
721113 S.QLTY H.R I/S 4 FACE W150TH4M	50984	142435	31064	162592
721114 FR I/NA-S HR WD>150 TH4.75 S-Q	72271	324878	166218	463856
721119 COLD ROLL STL STRIP TH<0.5MM	1958931	9212997	702577	2895937
721123 FR I/NA-S CR W<600 C.25% S-Q	22759	93050	22930	27698
721129 OT FR I/NA-S CR W<600 C.25% S-Q	37289	202806	2903	131048
721190 OTH FR I/NA-S WD<600mm S-QLT	61830	546593	54177	649167
721210 F-ROL PROD I/NA STL PLATE/COAT	372	1085		1132
721220 FRP I/NA-STL ELE-PL/CO W-ZINK	23515	338465	25691	227325
721230 FR I/NA-S P/C ZINC W<600mm S-Q		1447	3683	9228
721240 FR I/S PLASTIC COT W<600mm S-Q	12504	120168	12830	28604
721250 FR I/NA-S OTH-WISE P/C S-QLTY	22128	58927	6815	77254
721260 FR I/NA-S CLAD WD<600mm S-QLTY				65
721310 BAR&ROD I/NA-S HR(RIBS,GRO)S-Q		85453	35664	298245
721391 OT BAR&ROD HR I/S DIA<14mm S-Q	9810	685725	77546	1153906
721399 OTH BAR&ROD I/S HR IN-COIL S-Q	10806	66709	3709	369487
721410 OTH BAR&ROD I/S HR FORGED S-Q	7696	52693	6468	26335
721420 FORGED BAR/ROD I/S SEC QUALITY	2066	2005735	280451	1275602
721430 OTH B/ROD FREE CUT STL HR S-Q	5092	26945	6640	36044
721491 OTH B/ROD I/S HR RECT C.SE S-Q	1222	46029	434	434
721499 OTH B/ROD I/S HR TWISTED S-QUA		2425	316	61490
721510 OT B/ROD FRE CUT STL COLD S-Q	9577	62041	11379	36977
721550 OTH BAR&ROD I/S COL-FIN S-QLTY		14705	763	19003
721590 OTH BAR&ROD I/NA-S SEC-QUALITY	1730	107709	5972	27416
721610 U,I,H SECTIONS H-ROL HIGH<80MM	1743	5244	2786	30314
721621 L SEC H/ROL HT<80 MM 1/NA STEL	9678	323356	8934	31671
721622 T SEC H/ROL HT<80 MM 1/NA STEL				302
721631 U.SEC HT>150MM H-ROL I/NA STEL	4445	91844	32764	145569
721632 I SEC H-ROL I/NA STL HT>200 MM	31511	257444	129185	456238
721633 H SEC HT>250MM H-ROL I/NA STEL	34274	236529	146713	550094
721640 L&T SEC H-ROL HT150M I/NA STEL		50289	614	6287
721650 OTH ANGLE/SHAPE SEC HOT H/ROL		2278	106	2522
721661 ANGLE/SHAPE SEC COLD/ROLL				9451
721669 OTH ANGLE/SHAPE SEC I/S C-ROLL		622	5901	15188
721691 OTH C/FORM I/ST FLAT ROL PROD	93	93	823	1328
721699 OTH ANGLE/SHAPE SEC IRON/STEEL	1897	28614	28316	62361
721710 WIRE OF I/S NOT PLATED/COATED	11619	68890	3753	74276
721720 WIRE OF I/S PLATED/COAT W/ZINC	13947	205103	19831	64049
721730 WIRE I/S PLA/COT,MFG AUTO TYRE	42514	291814	46288	197277
721899 OTH SEMI-FINISHED PRO ST/STEEL		1493	517	874
721911 F/ROL PROD ST/STEEL HR TH>10MM	1134	15394	259	97328
721912 COILS ST/STEL-HR TH>4.75-10MM	3279	27115		27873
721913 COILS ST/STEL-HR TH>3MM-4.75MM				1171
721914 COILS ST/STEL-HR TH>3MM		20333		6673
721921 COILS ST/STEL-HR TH>10MM	8917	25025	88	90070
721922 COILS ST/STEL-HR TH>4.75-10MM	150	176383		91337
721923 COIL S-STL W-700mm/>,TH<4mm	4757	59111		126087
721924 COIL S-STL W-700mm/>,TH<3mm	7982	41997	5179	25636
721931 COILS ST/STEL-CR-TH >4.75 MM		6156		39928
721932 COIL,S-STL,TH-4mm,W-700mm,CR	7655	124868	13233	129832
721933 COIL S-STL,TH-1-3mm W-700mm,CR	260565	1121439	117204	853578
721934 CL,S-STL,TH-0.5-1mm,W-700mm,CR	204760	1163319	145776	890999
721935 COIL,S-STL,TH<.5mm,W-700mm,CR	420217	1744317	244567	1285871
721990 O SHET CIR SHAPE ALL SIZE S-ST	707936	3915936	499522	3030265
722011 F-ROL ST/STEEL H-ROL TH>4.75MM			1922	7764
722012 FRP,S-STL,W< 600mm,TH 4 mm,HR	29918	88000	6124	9239
722020 FRP,S-STL,W< 600mm,TH 4 mm,CR	87957	391216	82322	334663
722090 OTH FRP,S-STL,W< 600mm,TH 4 mm	8467	136491	13283	75091
722100 B&R,HR, IWC,S-STL,W-50-200 mm	608	3071		1893
722211 BAR/ROD ST/ST NFW H/ROL CC/SEC	26078	132911	23172	128133
722219 OTH BAR/ROD ST/ST NFW HOT/DRWN	1716	14898	2388	24268

Contd.

## 10.11 Imports by Economic Categories (Detail)

(In Thousand Rupees)

Items	December, 2018	From July, 2018	December, 2017	From July, 2017
722220 BAR/ROD ST/ST NFW C/FOR,C/FIN	7466	43977	5221	39412
722230 OTH BAR/ROD OF STAINLESS STEEL	30590	156125	37719	255729
722240 ANGLE/SHAPES&SECTION ST/STEEL	8271	33905	8412	52804
722490 OTH SEMI-FIN PROD OTH A/STEEL		2550		44811
722511 GRAIN-ORIE. SIL-EL-STL.W-600MM	164204	1399606	177339	1123940
722519 OTH F/ROL PROD SIL-ELEC-STEEL	110443	341593	56640	435770
722530 OTH NFW HOT/ROLLED IN COILS	2853467	19246792	1943496	21153762
722540 OTH NFW HOT/ROLLED NOT IN COIL	300763	1617133	320048	2770718
722550 OTH ALLOY STEEL NOT WORK(RDUC)		6165	1824	1824
722592 FLATROLLED PROD O/W ZINC PLATE	6580	34067	96	5487
722599 OTH F/ROL PROD OTH ALLOY STEEL		77	124392	141133
722611 GRAIN-ORIE. SIL-EL-STL.W<600MM		25182		46895
722619 OTH FLAT ROLL\PROD SILICON E/S				88342
722691 OTH FLATROL PROD NETWORK HOT/R		6625	1840	4933
722692 OTH F/ROLL PROD NETWORK COLD/R	57152	265529	35510	197965
722699 OTH F/ROL PROD OTH ALLOY STEEL		17736	3819	12441
722710 BAR/ROD OF HIGH SPEED STEEL		547688		793
722790 OTH BAR/ROD H/ROLL W/COIL A/ST	714912	4381436	769635	3663006
722810 BAR/RODS OF HIGH SPEED STEEL		446993		2870
722820 SPRING STEEL(SUP-9&EQUIVALENT)		3942	342	11836
722830 CASE HARDENING STEEL		887957	461117	1414932
722840 OTH BAR/ROD NOWORK FORGED		22542	1661	19300
722850 OTH BAR/ROD NOWORK C/FOR,C/F		13046	32	6128
722860 OTH BAR/ROD ALLOY STEEL NES	309	29663	81001	534093
722870 ANGLES, SHAPES AND SECTIONS	41602	91294	76	114323
722880 HOLLOW DRILL BARS AND RODS	3683	9648	200	6312
722920 WIRE OTH ALLOY STEL SILICOMANG		2786		
722990 OTH,WIRE OF OTHER ALLOY STEEL	3750	63941	19667	78245
730110 SHEET PILING IRON AND STEEL	6614	299985	126347	330986
730120 ANGLE SHAPES & SECTIONS OF I/S	4532	17445	3991	8718
730210 RAILS OF IRON AND STEEL	7012	348432	17935	800029
730230 SWITCH BLADE, CROSS-FROG P/ROD				680567
730240 FISH-PLATES AND SOLE PLATES		1799	1998	3525
730290 OTHER MATERIALS JOINTING RAILS	81411	84939	180	7282
730300 TUBE/PIPE,HOLLOW PROFILE C/IRON	349	227084	10266	74030
730411 L.P FOR OIL&GAS S-STL SEAMLESS	4382	74100	4374	112963
730419 OTH LINE PIPE I/S FOR OIL&GAS	367384	1905080	60595	351058
730422 DRILL PIPE S-STL DRILL OIL/GAS		23636		95
730423 OTH DRILL PIPE I/S FOR OIL&GAS	124283	579847	299748	1656518
730424 OTHER PIPE OF STAINLESS STEEL	5382	28342	195362	381295
730429 OTH CASING,TUBING I/S-OIL/GAS	611009	4348905	516069	2930566
730431 O- COLD-ROLLRD C.C.SEC I/N.A.S	124068	634448	51082	343062
730439 OTH CROSS SECTION OF N.A-STEEL	430293	1905471	217759	1520937
730441 COLD ROLD CR-SEC OF STAIN-STL	4262	377950	1006	131953
730449 OTH CROSS SECTION OF STAIN-STL	73104	1193780	97601	582813
730451 O-C.C.SEC COLD ROL(ALLOY-STL)	1157	7081	2540	14894
730459 O-CIR CROSS SEC OF (ALLOY-STL)	386383	434824	356	138289
730490 O-TUBE PIPE/HOLLOW -PRO SEAMLE	40797	672630	229757	544622
730511 LINE PIPE USED OIL/GAS WELDED		704419		914079
730512 OTH LINE PIPE USED OIL GAS WLD		1484		6694
730519 OTH LINE PIPE USED OIL/GAS P/L		110011	13467	156986
730520 CASING FOR DRILLING,OIL/GAS			48635	48635
730531 OTHER, LONGITUDINALLY WELDED	148366	148366		4349
730539 OTHER, WELDED TUBES AND PIPES		106517		461
730590 OTHER, TUBES AND PIPES	98476	104722	3114	773934
730611 L.P-WELDED OF STA-STL(OIL/GAS)	1586	3530		42056
730619 OTH-LINE PIPE O/G PIPELINE I/S	211857	863523	163399	234329
730621 CAS/TUB WELDED LINE PIPE STA-S		36082		94000
730629 O-CASING/TUB LINE PIPE O/G I/S	7147	102861	26494	52584
730630 COPPER COAT MILD STL TUB-8.5MM	42286	297760	42664	468592
730640 O-WELDED C.C.SEC OF STAIN-STL	62351	432291	98624	967536

Contd.

## 10.11 Imports by Economic Categories (Detail)

(In Thousand Rupees)

Items	December, 2018	From July, 2018	December, 2017	From July, 2017
730650 O-WELDED C.C.SEC NON ALLOY-STL	46112	333006	30468	159813
730661 O-TUBE,PIPE WELD SQUARE C-SEC	3848	44672	2977	49215
730669 TUBE/PIPE WELD OF OTH C.C-SEC		19882	10771	11749
730690 OTH TUBE PIPE HW-PROFILR I/STL	60495	252136	18168	141120
730711 TUBE/PIPE CAST FITINGS MR-175	11152	92196	691	9768
730719 OTH TUBE/PIPE FITING IRON/STEL	215417	521226	57979	306588
730721 FLANGES, OF STAINLESS STEEL	23329	173786	12865	56708
730722 THREADED ELBO,BEND,SLV S/STEEL	15522	62873	9945	37898
730723 BUTT WELDING FITTING STAINSTEL	4821	65382	11489	60321
730729 OTH TUBE,PIP FITTING STAINSTEL	95746	441968	131288	598768
730791 FLANGE AIR-P AGRI-TRACTOR<=80H	30685	208206	13179	191290
730792 THREAD ELBO,BEND/SLV IRN/STEEL	5113	217120	71058	486509
730793 BUTT WLEDING FITTING IRON/STEL	37978	210511	39201	131911
730799 OTH TUBE,PIP FIT IRN/STEL NEC	266993	1835242	223746	1335851
730810 BRIDGES AND BRIDGE-SECTIONS	7203	74305		23578
730820 TOWERS AND LATTICE MASTS	24575	1200070	744410	5063461
730830 DOR,WIN/FRAMES,TH-HOLD,FORDORS	46514	515951	125565	247950
730840 EQUIP SC-FOLD SHUT PROP PITPRO	6071	77995	31807	223183
731100 CONTAINERS FOR CNG OF IRON/STL	160602	947785	81617	461593
731210 IRON AND STEEL WIRE	349030	1089455	133409	973377
731290 OTH STL CORD USEIN TYRE MFU	22680	85643	10236	66880
731300 BRABED WIRE OF I/S TNIS HOOP	3956	72603	8626	116192
731412 ENDLESS BAND MACH STEL W-CLOTH	4550	7588	1923	7923
731414 OTH WOVEN CLOTH OF STAIN STEEL	6079	34880	2428	18281
731419 STEL CORD FAB.USED IN MNUF TYR	2148	15658	908	60825
731420 GRIL NET FENC W/LD D=3MM MS100	89963	191043	9051	26172
731431 OTH GRL NEW FENC/WLED COTD ZNC	13970	23733		3033
731439 OTH GRL NET FENCING AT INTSEC	6194	47218	753	7463
731441 OTH CLO GRL NET FENC PL/COT ZN	107016	202003	12291	69197
731442 OTH CLO GRL NET FENC PL/COT PL	1982	6874	8046	14126
731449 OTH CLO GRL NET /FENFING	14512	171530	15660	159506
731450 EXPANDED METAL OF IRON OR STEL		38945	120	21268
731511 ROLLER CHAIN FOR VEHICLES Ch87	62937	568279	127220	683630
731512 OTHER CHAIN, ARTICULATED LINK	26419	195862	27049	169596
731519 ADJUSTER FOR CHAIN VEH H-87.11	82067	445387	43612	141762
731520 SKID CHAIN	3914	4477	1052	5251
731581 STUD LINK		483		634
731582 OTHER, WELDED LINK	1940	14973	1425	13038
731589 OTHER CHAIN,	6201	24243	2073	13032
731590 OTHER PARTS OF CHAIN	2215	10571	415	18307
731600 ANCHORS,GARPNELS PARTS IRON/ST	5161	105816	12420	117293
731700 NAILS OF IRON OR STEEL	53207	277772	57584	332493
731811 COACH SCREW I/S THREADED	51	2022	343	12799
731812 OTH WOOD SCREW I/S THREADED	5826	19741	4453	25996
731813 SCREW HOOKS,SCREW RING RVT I/S	1220	3675	441	3160
731814 SELF-TAPPING SCREWS, THREADED	5858	70014	7042	54732
731815 HIGH TENSILE SCREW&BOLT I/STEL	383920	2876745	262049	1589853
731816 HIGH TENTION NUTS IRON/STEEL	72336	437805	63182	355402
731819 OTH BOLT,NUT,WASHER,RVT I/S TH	17588	419755	19924	178258
731821 SPRING/LOCK WASHER H-TENSILE	2768	24496	2599	20969
731822 THURST WASHER FOR VEHICLE H87	10067	108279	11694	106273
731823 RIVETS, NON-THREADED	7420	49523	6218	37173
731824 COTTERS/PINS NON THREADED I/S	1087	7558	704	5976
731990 SEWING,DARNING/EMBROIDRY NEDLS	10463	73422	13346	77565
732010 LEAF-SPRING&LEAF M-CAR,H-8703	8422	73380	16586	116979
732020 HELICAL SPRINGS	22114	124663	11800	52608
732190 PARTS OF I/S,COOK APPLI&PLAT-W	51911	207705	24704	162959
732211 RADIATORS/PARTS CAST IRON E-EL	5	73	30	125
732219 OTH RADIATOR AND PARTS THEREOF	414	14798	1565	16535
732490 OTHER, INCLUDING PARTS	43621	169451	28429	101258
732510 OTH CAST ARTI I/S N-MEL C-IRON	5651	40889	2001	29024

Contd.

## 10.11 Imports by Economic Categories (Detail)

(In Thousand Rupees)

Items	December, 2018	From July, 2018	December, 2017	From July, 2017
732591 GRINDING BALLS SIMI ARTI MILLS	23472	107493	64505	229433
732619 FORGING OF CRANK SHAFT	110318	1084739	142770	703359
732620 ARTICLES OF IRON OR STEEL WIRE	1332	50044	853	50733
740500 MASTER ALLOYS OF COPPER.	1820	2828	734	5392
740610 COPER-POW OF NON-LAMELLAR STRU	1671	17945	7255	16491
740620 COPER-LAMELLAR STRUCTURE FLAKE	12148	90038	19900	78974
740710 BARS OF REFINED COPPER	78964	660012	121067	320204
740721 COPPER BAR,ROD PROFIL ZINC BAS	892	16382	144	16260
740729 OTH BAR,ROD,PROFIL COPP ALLOYS	1080	25878	4594	36689
740811 WIRE REF COPP MAX CR-SEC DI>6MM	2782	198869	116472	781752
740819 OTHER, WIRE OF REFINED COPPER	57056	304515	108028	263320
740821 WIRE OF COPPER ALLOY ZINC BASE	10047	37141	6491	28234
740822 WIRE OF COPPER ALLOY NICK BASE	6128	20389	67	4155
740829 OTH WIRE OF COPPER ALLOYS ETC	2	6521	9608	23959
740911 PLAT,SHEET,STRIP REF COPP COIL	31767	93614	29341	126719
740919 OTH PLAT SHEET&STRIP REF COPP	291	3517	1403	6874
740921 PL,SH&STRIP COPP ZINC BAS COIL	22233	108265	13015	104324
740929 OTH PL/SH/STRI COPP ZINC BAS	600	40140	16372	56569
740939 OTH PL/SH/STRIP COPP TIN BAS-C	56	1420		2546
740940 PL/SH/STRIP COPP NICKLE BASE				11
740990 PL/SH/STRIP OTH COPP ALLOYS NS		42633	42	3191
741011 FOIL REFINED COPP NOT BACKED	103702	588605	109178	516046
741012 FOIL OF COPP ALLOYS,NOT BACKED	58289	350713	54788	305468
741021 FOIL OF REFINED COPPER,BACKED	11187	43987	6645	25125
741022 FOIL OF COPPER ALLOYS,BACKED	96	1133		962
741110 CAPILLARY TUBE 2.25 MM R-COPER	237563	1073212	139235	996031
741121 TUB&PIPE COPP ZINC BAS ALLOYS	1663	8680	1990	11105
741122 TUB&PIPE COPP NICKLE BAS ALLY		243		
741129 OTH TUBE&PIPE OF OTH COPP ALLY	394	13996	2010	13028
741210 COPP TUBE/PIPE FIT REF COPPER	1123	8224	2422	13212
741220 COPP TUBE/PIPE FIT COPP ALLOYS	3334	93112	2268	24448
741300 STANDARD WIRE,CABL PL-BAND-NEI	21	222160	172908	276446
741510 NAIL,TACK,DRW-PIN,STAPL,S-ARTI		59		2023
741521 WASHERS/INCL SPRING WASH N-THR	97	1821	243	2235
741529 OTH NOT THREADED ARTI COPPER	182	7210	1560	4927
741533 OTH THRD SCREW,BOLT,NUT COPPER	1114	236235	771	71573
750400 NICKEL POWDERS AND FLAKES.	3032	24642	4021	12454
750512 BAR,ROD,PROFILE NICKLE ALLOYED		2455		2615
750521 WIRE OF NICKEL, NOT ALLOYED	461	1789		706
750522 WIRE OF NICKEL, ALLOYED	1049	14330	888	20172
750610 PLAT,SHET,STRIP,FOIL NICK N-AL	31412	41026	9609	16970
750620 PLAT,SHET,STRIP FOIL NICK ALOY		849	745	151331
750711 TUBE&PIPE OF NICKEL NOT ALLOYD		6146		
750712 TUBE & PIPE OF NICKEL ALLOYED		3598		6618
760200 ALUMINIUM W/SCRAP OF AUTO PART	1095178	5318425	763660	3812111
760310 ALUM POWDERS.NON-LAMELLAR STRU		12131	5052	13154
760320 ALUM FLAKES-LAMELLAR STRUCTURE	9849	35281	4578	27184
760410 BARS,OF ALUMINIUM, NOT ALLOYED	19820	114020	20374	87816
760421 HOLLOW PROFILES OF ALUM ALLOYD	1638	17443	1146	13943
760429 BAR ROD OF ALLUMINIUM ALLOYED	32972	153651	35458	113314
760511 ALMU WIRE N-ALLOY MAX DIA>6MM		5050	11094	73350
760519 OTH ALUMINIUM WIRE NOT ALLOYED	12183	59425	19113	73394
760521 ALUM WIR ALLOY MAX CRS DIA>7MM	807	4292	808	3415
760529 OTH ALUMINUM WIRE, ALLOYED	31174	145786	10817	115780
760611 RECTANGLE&SQUARE ALUM NOT ALLY	18991	322082	66656	193849
760612 RECTANGULAR/SQ ALUM MOTALLOYED	158621	1560889	166789	967364
760691 ALUM SHEET NOT ALLOYS ANODIZED	16235	124154	14079	70007
760692 ALUM SHEET ANODIZED ALLOYS C-D	52315	232630	2515	97314
760711 ALUM FOIL ROLLED N-WORK/BACKED	474179	2258742	194360	1453034
760719 ADHESIVE TAPE	186034	1289944	176771	970685
760720 ALUMINUM FOIL, BACKED	213221	1341265	166140	998711

Contd.



## 10.11 Imports by Economic Categories (Detail)

(In Thousand Rupees)

Items	December, 2018	From July, 2018	December, 2017	From July, 2017
760810 TUBE, PIPE OF ALUM NOT ALLOYED	284	3165	238	31084
760820 TUBE, PIPE OF ALUM ALLOYED	11941	155369	20720	90425
760900 ALUM TUBE,PIPE FIT(COUP/ELBOW)	1638	8369	1252	9470
761010 DOORS,WINDOW, FRAMS,THRESHOLDS	135770	465112	81620	323990
761300 AEROSOL CANS VALVES&COVERS ALU	475	15893	2012	10840
761410 STAND WIR,CABL PL,ALU S-CORE		3426		141402
780200 LEAD WASTE AND SCRAP.		76013		
780411 LEAD SHET STRIP FOIL TH>0.2MM			34	34
780419 OTHER , LEAD PLATES		6230		18876
790310 ZINC DUST(BLUE POWDER)		20143	16459	38616
790390 OTHER ;ZINC POWDER AND FLAKES		1	14	14
790400 ZINC WIRE	4023	32557	790	27260
811300 CERMENTS&ARTICLE INCL WAS/SCRIP		453		8
820110 SPADES AND SHOVELS	6787	31849	18021	95410
820130 MATTOCKS, PICKS, HOES & RAKES	18	18		227
820140 AXES,BILLS HOOKS&SIMI HEW TOOL	156	611	101	372
820150 SECATEURS&ONE-HAND PRUNERS SHR		516	19	76
820160 HEDGE SHEARS, TWO-HAND PURNING	1264	4050	210	509
820190 OTH HAND TOOL AGRICUL,HORTICUL	836	4748	935	4312
820210 HAND SAWS	10508	51326	12611	58545
820220 BAND SAW BLADES	7539	24179	2186	17278
820231 CIRCULAR SAW BLADE WITH STEEL	13608	79438	10008	62591
820239 OTH CIRCULAR SAW BLADE,O/MATER	4515	54315	10679	57033
820240 CHAIN SAW BLADES	2610	13031	3193	13835
820291 STRAIGHT SAW BLADES,WORK METAL	303	2162		981
820299 GINSAW BLADE	6821	53356	5822	77099
820310 FILES, RASPS & SIMILAR TOOLS	11288	49123	10729	46524
820320 PILERS,PINCERS,TWEESZERS S-TOL	28078	170631	40327	195353
820330 METAL CUTTING SHEARS&SIM TOOLS	212	5805	1583	5078
820340 PIPE CUTTERS BOLD CROPPERS,ETC	6417	27165	3854	29568
820411 NON-ADJUS H-OPER SPANER,WRENCH	50563	325688	69512	278202
820412 ADJUSTABLE H-OPER SPANER,WRENC	62637	284271	58865	231914
820420 INTERCHAGEABLE SPANNER SOCKETS	9717	71119	5719	44593
820510 DRILLING,THREADING TAPPING TOL	3436	36304	860	20783
820520 HAMMERS AND SLEDGE HAMMERS	7787	64104	7052	51215
820530 PLANES,CHISELS,GOUGE WOOD WORK	2083	7526	2027	8822
820540 SCREW DRIVERS	17605	111114	31007	142370
820551 OTHER HAND TOOLS H-HOLD N.E.S.	13504	73700	8948	42168
820559 OTH HAND TOOL(GLAZZIER DIMOND)	46309	191466	35573	177010
820560 BLOW LAMPS	215	398		178
820570 VICES, CLAMPS AND THE LIKE	2928	25189	3371	25751
820590 SETS OF ARTI.TWO/MORE,SUB-HEAD	3045	29706	3617	49518
820600 TOOLS FOR M-CARS H-8703 R-SALE	15113	76744	13496	87861
820713 ROCK DRILLING,EARTH BORING TOL	23494	59951	485	8099
820719 OTH INC PARTS ROCK DRIL,E-BORI	193078	882625	155757	1013174
820720 DIES FOR DRAWING/EXTRUD METAL	36603	231568	5443	64292
820730 TOOL FOR PRESS, STAMPING/PUNCH	29188	1679842	96161	824103
820740 TOOLS FOR TAPPING OR THREADING	751	20864	1898	16607
820750 TOOL DRIL O/T ROCK/PST DRILL	47243	400221	57396	289553
820760 TOOLS FOR BORING OR BROACHING	1418	18331	46	30892
820770 TOOLS FOR MILLING	5111	41710	6813	31518
820780 TOOLS FOR TURNING	1835	28158	5247	41644
820790 OTH INTERCHANGEABLE TOOLS	89455	531600	65770	736391
820810 KNIVS&CUTING BLADE METAL WORK	10671	38884	3815	31094
820820 KNIVS CUTING BLADE WOOD WORK.	4732	12882	1334	11965
820830 KNIVS&CUTING BLADE KITCHEN APP	3893	39638	9804	47021
820840 KNIVS&CUTING BLADE AGRI HORT	2936	54941	13718	56769
820890 OTH BLADES/KNIVES PAPER MACH	55994	379428	43045	282527
830260 AUTOMATIC DOOR CLOSERS	9858	53425	13036	49696
831190 OTH WIRE&RODS AGGLOMTR B/METAL	20880	205108	32551	124744
840140 PARTS OF NUCLEAR REACTORS		62590		2091825

Contd.

## 10.11 Imports by Economic Categories (Detail)

(In Thousand Rupees)

Items	December, 2018	From July, 2018	December, 2017	From July, 2017
840211 W/TUBE BOILER S/PROD-45-350T/H	949737	3177938	2989897	24245700
840212 WATERTUBE BOILER S/PROD-45T/H	53310	583632	22867	316124
840219 FIRE TUBE BOILERS	3087	394213	81178	298608
840220 SUPER-HEATED WATER BOILERS				68340
840290 PARTS MACH H-8402.1190	164874	1716584	51736	2036064
840310 BOILERS	320	15814	2434	22559
840390 PARTS CENTRAL HEATING BOILERS	7	5345	281	60002
840410 AUXILIARY PLANT FOR BOILER	3438	271294	22331	649710
840420 CONDENSERS STEAM/VAP POW UNIT	14487	1307271		852150
840490 PARTS MASHINE H-8404.1000	39530	374616	29495	955916
840510 PRODUCER WATER GAS GENERATORS	10015	142242	4987	48703
840590 PART PROD GAS WATER GENERATOR	1243	9332	2347	19494
840681 OTH TURBINE OUTPUT EXCEED 40MW	36446	618682	1335113	6326690
840682 O-TURBINE OUTPUT NOT EXC 40MW	194059	1208048	65596	1980710
840690 PARTS OF STEAM TURBINES	5155925	7716661	213763	1023296
840710 AIRCRAFT ENGINES	266728	1567224		538657
840721 OUTBOARD MOTORS	2462	169030	30018	326294
840729 OT MARINE SPARK-IGN-ROTRY ENG.	597	972	360	1253
840731 RECIPROCA P-ENG-50CC VEH-8711	340	5873	2229	24772
840732 RECIPRO PE 50-250CC VEH-H-8711	66178	465355	35790	413000
840733 RPE ENG-250-1000 CCH-8703,8704	12022	53912	2949	34567
840734 PISTON ENG CAPACITY EX1000CC	22740	137785	29733	243193
840790 GAS ENGINES	215307	751606	94110	502418
840810 MARINE PROPULSION ENG-DIESEL		7394	1997	5621
840820 DIESEL ENG,AGRI-TRACTOR H-8701	72631	395311	88401	595071
840890 OTH ENGINES	391942	1939938	517263	1741629
840910 PARTS FOR AIRCRAFT ENGINES		964		48404
840991 CYLIND,BLOCK. ENG- VEH-H-8711	1482549	9582298	887623	6920080
840999 OTH RING&PISTON FOR VEH CH-87	804635	4503338	537345	4740282
841011 HYD,TURBINE,WATER WHEEL-1000KW		57032	17236	49183
841012 HYD,TURBN W/WHEEL1000-10000KW		430823	22236	414830
841013 HYD TURBINE,W/WHEEL>10,000KW	768781	3368570		11867
841090 PARTS FOR MACH HEAD-8410.1100	10950	689360	34277	1484322
841112 TURBO-JET THRUST EXCEED25KN			38542	107242
841121 TURBO-PROPLER NOT EX 1100KW				2666
841181 OTH GAS TRBIN NOT EXCD 5,000KW	626176	5006262	2317	2317
841182 OTH GAS TURBIN EXCE-5,000KW		1647072		544331
841191 PARTS TURBO-JET /PROPELLERS	87	119		485
841199 OTH, PARTS OF GAS TURBINES	2597560	6993847	321605	15225893
841210 REACTION ENG OTH THAN TURB-JET		333	6	6
841221 LINEAR ACTING,HYD ENGINE&MOTOR	8451	63483	5783	45527
841229 OTH, HYDRAULIC POWER ENG&MOTOR	57240	308312	28307	176548
841231 LINERA ACTING,PNEUMATIC P-ENG	7768	51705	6857	31987
841239 OTH, PNEUMATIC ENG & MOTOR	8934	62204	9003	58200
841280 WIND ENGINE (WIND MILLS).	2803	5857		8105
841290 PART MAC H-8412.3900,8412.8010	209390	427889	4644	132262
841311 PUMPS FOR DISPENSING FUEL/LUB	245261	738136	45957	733472
841319 PUMPS FOR DISPENSING CHEMICALS	132321	366936	16804	669668
841320 HAND PUMP O/THN H-841311,19	628	20345	972	14174
841330 DIESEL FUEL INJET PUMS VEH-87	332251	1924074	281008	1827145
841340 CONCRETE PUMPS	25036	96916	96825	190650
841350 OTH POSITIVE DISPLACEMENT PUMP	9027	111993	8098	810742
841370 841360	64557	577289	27182	161877
841370 SUBMERSIBLE PUMPS	565796	5583054	606328	3376804
841381 OTH PUMPS	107824	287625	30852	1251954
841382 LIQUID ELEVATORS	218	16268	504	2299
841391 ST.STEEL IMPELLERS OF PUMPS	275919	2296447	365769	2144525
841392 PARTS OF LIQUID ELEVATORS PUMP	10	7699		13633
841410 VACUUM PUMS	50266	1140557	32300	207147
841420 HAND/FOOT OPERATED AIR PUMS	15768	78613	6576	50185
841430 COMPRESSOR NON CFC/HCFC GASES	1079853	7772353	965523	6430970

Contd.

## 10.11 Imports by Economic Categories (Detail)

(In Thousand Rupees)

Items	December, 2018	From July, 2018	December, 2017	From July, 2017
841440 AIR COMPRESSORS MOUNTED W/CHAS	27410	510125	42972	299442
841451 CEILING FAN	797202	952784	62714	652745
841459 BLOWERS INCL PORTABLE TYPE	323893	781305	150679	981668
841460 HOODS MAX-HORIZONTAL SIDE120CM	22157	126001	39254	189834
841480 PISTON TYPE AIR COMPRESSORS	467580	2672261	307007	4426673
841490 PART MACH H-84141000,8414.3010	376769	3377380	321902	2033606
841510 WINDOW/WALL TYPE AC/SPLIT SYS	101946	1268148	280626	1617074
841520 AC MACH FOR MOTOR-CARS H-8703	52	15750	208	14040
841581 O-AC INCOR REFRIG UNIT VALVE-RE	1729	61325	10581	19638
841582 O- AC INCOR REFRIGIRATING UNT	13658	122726	71728	1156254
841583 O-AC NOT INCROPO REFRIG UNIT	427902	772120	106029	508737
841590 EVAPORATOR COATED/ENAM VEH-87	738333	4130886	454736	2672113
841610 FURNACE BURNERS LIQUID FUEL		1290	1670	6613
841620 OTH FURNAC BURNER INCL COMBINT	9583	136890	5617	137658
841630 MECHANICAL STOKERS GRATES ETC	81933	354251	26822	385051
841690 PART OF BURNRS&FURNACES	7666	80732	11915	73806
841710 KILINS (FURNACE OVEN)	417303	3658808	107580	2825227
841720 BAKERY OVENS INCL BISCUIT OVEN	11479	223608	48218	243465
841780 OTHER FURNANCE AND OVENS INDUS	38791	432250		541886
841790 PART OF INDUSTRIAL LAB FURNACE	30711	238349	17419	200408
841810 COMBINED REFRIG-FREEZE W-DOORS	43849	196733	43834	291450
841821 REFRIGES H-HOLD COMPRESS TYPE	30050	101951	74284	348563
841829 OTH REFRIGERATOR HOUSHOLD TYP	4030	21454	5358	229719
841830 FREEZERS CHEST TYPE-800 I CAPA	1283	41955	9291	56325
841840 FREEZERS UPRIGHT TYP-900 ICAPA	6198	58237	23335	94951
841850 O-FURNI-STORAGE,DISPLY FRZ EQU	11681	95950	4558	106101
841861 HEAT PUMPS O/T AC MACH-H-8415		5206	30236	123975
841869 MILK CHILER ABOVE 3000 LTR CAP	556008	3222466	509434	1999827
841891 FURNITURE REFRIG FREEZING EQPT	1470	20329	232	11935
841899 EVAPORATORS(ROLL BOND TYPE)	236901	2313290	296571	2052183
841911 INST GAS WATER HEATERS NON-ELE	20230	569326	44172	563437
841919 O-INST STRAGE WATER HETER N-EL	453	15532	2101	89360
841920 MEDICAL SURGICAL LAB STERILISE	44423	414043	101065	233024
841931 DRYERS AGRICULTUL PRODUCTS		233500		19261
841932 DRYERS WOOD PAPER PULP P/BOARD	939	44846	1343	72804
841939 OTHER DRYERS	79133	560795	77937	673987
841940 DISTILLING RECTIFYING PLANT	373	100456	1401	51778
841950 HEAT EXCHANGE UNITS	228594	3193627	212610	8380818
841960 MIST ELIMINATOR	217856	458698	6818	294299
841981 O-MACH FOR MAKING H-DRINK/FOOD	50242	309612	60193	364889
841989 COOLING TOWERS	2171381	10101893	461983	4688291
841990 PART DRYERS,AGRI,AIR GAS MACH	196829	1426239	80225	674416
842010 CALENDERING OTH ROLL MACHINES	6597	42559	1644	97748
842091 CYLINDER(FOR CALENDERING MACH)	2283	11781	180	9973
842099 OTH PART OF CALENDER MACHINE	1581	59297	6655	52769
842111 CREAM SEPARATORS		551		703
842112 CLOTHES-DRYERS	10279	74187	32892	99241
842119 OTH CENTRIFUGES INCLUDING DRYR	9717	359937	125197	1450797
842121 FILTERING PURIFY MACH&APARATUS	225072	2368062	912341	2963809
842122 FILTERING MACH FOR BEVERAGES	5156	24673	3743	26792
842123 OIL FILTER M-VEH H-8703,4,8711	180027	544129	46338	331176
842129 OTH FILTER MACHS APPARATUS NES	197804	844907	201313	1486427
842131 INTAKE AIR FILTER CARS H-8703	111454	459060	72371	444830
842139 FILTER DRIER NON CFC REFRIG GAS	365746	2063338	299071	2036679
842191 PART MACH H-842111&84211900	46307	870142	247640	934033
842199 PAR MA H-8412.3910,.3920,.3930	61045	839510	959718	3158440
842211 DISH WASHING MACHINE HOUSEHOLD	1715	28164	6066	21042
842219 OTHER DISH WASHING MACHINE	9723	27508	903	6035
842220 MACH CLEANING/DRYING BOTTLE	7323	48885	18797	52836
842230 MACH FILLING/CLOSING BOTTLES	790571	4351788	646129	3102614
842240 OTH PACKING WRAPPING MACHINE	494276	2571015	420212	2356035

Contd.

## 10.11 Imports by Economic Categories (Detail)

(In Thousand Rupees)

Items	December, 2018	From July, 2018	December, 2017	From July, 2017
842290 PARTS DISH WASHING MACHINE	345586	1500707	249058	1027300
842310 PERSONAL WEIGHING MACHINES	23583	58339	12638	63432
842320 SCALES FOR CONT WEIGHING GOODS	289	41034	1923	42901
842330 CONSTANT WEIGHT SCALES/HOPER	23548	30932	2579	23707
842381 OTH WEIGHT MACHINERY-30KG	8195	71963	41373	98151
842382 OTH WEIGHT MACH CAP-30-5000KG	56949	382756	196890	495388
842389 OTH WEIGHING MACHINERY	42723	217253	38534	66162
842390 WEIGHT MACH WTS ALL KINDS&PART	13083	98377	17840	100646
842410 FIRE EXTINGUISHERS W/N CHARGED	29782	670214	33707	473829
842420 SPRAY GUNS& APPLI AGRICULTURE	37440	1015565	190224	609365
842430 STEAM,SAND BLAST,JET PROJ MACH	11508	112970	23866	87650
842441 AGRI PORTABLE SPRAYERS	34	661		290
842449 OTH AGRI/HORTI SPRAYERS	942	2509	769	3286
842482 OTH AGRI. & HORTI APPLIANCES	5011	335713	53105	245957
842489 OTH APPL PROJ/DISPERS/SPRY LQD	21720	935998	282918	1509218
842490 PART MAC H-8424.2010,3000,8100	36538	464496	41150	206246
842511 PULLEY/HOISTS ELECT POWERED	43387	287622	43284	199360
842519 O-PULLY/HOISTS/WINCH/CAPSTANS	16910	92601	24978	122708
842531 WINCH CAPSTAN POWER E/MOT	10524	31055	14226	53176
842539 WINCHES CAPSTAN	87775	125549	4132	127161
842541 BUILT IN JACKING SYSTEM GARAGS	3713	39787	2632	17994
842542 OTH JACKS AND HOISTS HYDRAULIC	23712	993875	42933	367298
842549 OTH MECHANICAL HANDING EQUIPMT	614	22044	872	11873
842611 OVERHEAD-TRAVELING-FS-C-400MT	262567	1445284	150024	555067
842612 MOBILE LIFT FRAM ON TYRE-20 T	56737	101931	16994	681886
842619 CRANES LIFTING CAP UPTO 400 MT	29691	86047	6857	1648163
842620 TOWER CRANES	93358	417514	73062	489503
842630 PORTAL OR PEDESTAL JIB CRANES		8345	100	256
842641 O-MACHINERY SELF PROP ON TYRES		77123	154227	475256
842649 OTH MACHINERY SELF PROPELLED	22681	144955	108066	1511324
842691 O-MACH DESIGED MOUNT ROAD VEH		26697	8592	24909
842699 OTH MACHINERY NOTSELF PROPELED	55006	107903		3951
842710 SELF PROPELL TRUCK WITH EL MOT	14697	383449	42168	331418
842720 FORK LIFT TRUCK CAPAC-NOT>3-T	203410	866742	138028	1182001
842790 OTH WORK TRUCK LIFT/HAND EQUIP	43984	141965	57522	216076
842810 PANSSENGER LIFT	682980	2161462	247421	1600177
842820 PNEUMATIC ELEVATORS&CONVEYORS	10863	116378	75863	181034
842832 OTH ELEVATOR/CONVEYOR BUKT TYP	61891	148155	6741	118706
842833 OTH ELEVATOR/CONVEYOR BLT TYPE	37953	2117294	135448	395952
842839 ELEVAT/CONVEYORS-CEMENT PLANT	103430	2662708	490545	1834994
842840 ESCALATORS & MOVING WALKWAYS	77983	499692	417899	2123976
842860 TELEFERICS CHAIR-LIFT,F/FURNIC	1840	14263	1478	9277
842890 HYDRAULIC LIFT ASS AGR-TRACTOR	118464	1502779	311629	1258406
842911 TRACK LAYING BULDOZER/ANGLDOZR	35809	202662	22388	434149
842919 O-BULDOZR/ANGLEDRO/TRACK LAYIN		240704	27057	623032
842920 GRADERS AND LEVELLERS	4158	321891	55690	524626
842930 SCRAPERS		216		248
842940 TAMPING MACHINE & ROAD ROLLERS	27597	325206	244177	1958257
842951 FRONT-END SHOVEL LOADERS	83383	1315186	267212	1891847
842952 MACHINERY 360 REVOLVG S/STRUTE	2732	146146	2060	126518
842959 OTH MECHANICAL SHOVALS EXCAVOR	348712	3221235	995745	7274315
843010 PILE-DRIVERS /EXTRACTORS	11224	18441	5889	34384
843020 SNOW-PLOUGHS AND BLOWERS				4779
843031 SELF-PROP COAL ROCK CUTTER	3835	32980	1896	44460
843039 OTH SELFPROP COAL/ ROCK CUTTER		28910	4303	13250
843041 OTH BORS SINK MACH SELF-PROPEL	14596	363494	9987	176390
843049 OTH BOR/SINK MACH NOT SELFPROP	153508	4867647	165643	2332482
843050 OTH MACHINERY SELFPROPELLED		333897		30348
843061 TAMP COMPACT MACH NOT SELFPROP	7528	34187	3994	42321
843069 OTH MACHINERY NOTSELF-PROPELED	1735	95348	8090	68140
843110 PARTS MACHINERY HEADING 84.25	9369	80983	62404	173418

Contd.

## 10.11 Imports by Economic Categories (Detail)

(In Thousand Rupees)

Items	December, 2018	From July, 2018	December, 2017	From July, 2017
843120 PARTS MACHINERY HEADING 84.27	26800	98406	7579	62145
843131 PARTS OF LIFT SKIPHOIST&ESCALT	63742	299000	29039	187027
843139 OTH PARTSLIFT/HANDLE/LOAD MACH	325422	1317260	364038	1000754
843141 BUCKETS SHOVELS GRABS & GRIPS	366	11009	15809	54633
843142 BULDOZER OR ANGLEDOZER BLADES		1620		1789
843143 PARTS BOR/SINK MACHINERY	201851	1796268	119288	1661577
843149 PART MACH HEAD 84.26.84.29-30	417311	2827562	383928	2365110
843210 CHISEL PLOUGHS		993	545	1907
843221 DISC HARROWS		1233		9043
843229 CULTIVATORS	44	6519	40	9471
843231 NO-TILL SEEDER,PLANTER,TRANS	471	12073	352	3228
843239 OTH SEEDER,PLANTER, TRANS		6046		3685
843241 MANURE SPREADERS		101	73	1564
843242 FERTILISER DISTRIBUTORS		2763		
843280 ROTAVATORS	143016	380854	28956	154650
843290 PARTS AGR HERTICULTURAL MACHIN	7425	159762	14533	142069
843311 LAWN MOVER PARKS/SPORTS GROUD	726	2333	664	2567
843319 OTH MOVER LAWN PARKS SPORTGOOD	862	6397	1257	11170
843320 OTH MOWERS INCLUDING CUTER BAR	1818	7116	1357	22914
843330 OTH HAYMAKING MACHINERY	1429	10541	953	6387
843340 STRAW BALER INCL PICK-UP BALER	3452	55514	293	72116
843351 COMBINE HARVESTER-THRESHERS	131655	943079	73974	604623
843352 OTH THRESHING MACHINERY		1759	1678	82150
843359 OTH HARVESTING MACHINES	68711	217101	43335	140222
843360 MACH CLEAN SORT EGG FRUT AGPRO		400493		6572
843390 PARTS MACH CLEAN/SORT EGG ETC	11209	74470	11420	63876
843410 MILKING MACHINES	3384	29492	11441	44486
843420 DAIRY MACHINERY	6526	35809	5481	99740
843490 PART MILKING/DAIRY MACHINERY	10476	52161	7201	54727
843510 MACH FOR BEVERAGE MANUFACT		4063		6714
843590 PART OF JUICE EXTRACTING MACHI		75	1326	1770
843610 MACHRY PREP ANIMAL FEED STUFS	62427	148158	21434	234621
843621 POULTRY INCUBATORS & BROODERS	61046	157266	128719	162222
843629 OTH POULTRY KEEPING MACHINERY	287419	2393914	114195	934886
843680 OTH MACHINERY		18852	527	1814
843691 PARTS POULTRY KEEP MACH BRODER	3343	46992	2251	21649
843699 OTH PARTS AGR/HORT MACHINERY	30405	101437	16282	126105
843710 MACH CLEAN SORT GRAD GRAIN/VEG	53221	623593	97498	412682
843780 OTH MACH FOR CEREALS	69709	591205	140958	548939
843790 PARTS MACHINE USE MILLINDUSTRY	91734	292972	64614	285252
843810 BAKERY MACH MFG MACARONI SPGTI	208348	1506281	24302	2628080
843820 MACH MANU CONFECTIONERY COCA	19113	353042	99501	538336
843830 CRSUHERS FOR SUGARCANE	1473	40436	896	8975
843840 BREWERY MACHINERY		149		275
843850 MACH PREPARATION MEAT/POULTRY	49567	269005	21629	101421
843860 MACH PREP OF FRUITS/NUTS/VEG.	1433	431201	2964	108219
843880 OTH MACH FOR CEREAL FOOD MANF	65362	784986	376186	632029
843890 PARTS MACH H-84383000&84384000	100189	290178	44868	385471
843910 MACHINERY M/PULP FIBROUS MATAL		87377		31847
843920 MACHINERY MAKE PAPER P/BOARD	41490	223979	1871	115735
843930 MACHINERY FINISH PAPER P/BOARD	1350	82732	1555	90751
843991 PARTS MACHIN PULP FIBROSMATERL	2292	51766	3477	29412
843999 OTH PARTS MACHIN PAPER P/BOAD	49344	654516	31140	248175
844010 BOOK-BIND&BOOK-SEWING MACHIN	6813	45312	8719	118465
844090 PARTS BOOK BINDING MACHINERY	90	859		77
844110 CUTTING MACHINES	35395	521588	69958	359052
844120 MACH MAKE BAGS SACKS/ENVELOP	686	18595	619	714625
844130 MACHI MAKE CARTONS BOX TUBE	48590	55990	24067	112870
844140 MACH MOULDING ARTI PAPER PULP	18431	139126	16320	109744
844180 OTH MACH FOR MAKING P&P/BOARD	95996	201436	45394	174495
844190 PART MAC H-8441.1000,8441.4000	34781	158635	10257	100523

Contd.

## 10.11 Imports by Economic Categories (Detail)

(In Thousand Rupees)

Items	December, 2018	From July, 2018	December, 2017	From July, 2017
844230 PRINTING MACH, APATUS&EQUIPMEN	113	18982	521	68660
844240 PARTS OF THE FOREGOING MACH	3567	9898	2026	8005
844250 PLATE ,CYLINDER/PRINT COMPONE	23551	93919	10924	83490
844311 OFF SET PRINT MACHIN REELFED	2497	15952	9334	123356
844312 SHEET FED,OFFICE TYPE S-22&36		3028	16123	46908
844313 OTH OFFSET PRINTING MACHINERY	126288	1343234	104837	829394
844314 LETTERPRESS PRI-MACH REEL FED		21502	162	23628
844315 LT-PRESS P-MACH O/T R-FED,FLEX	23165	23961		
844316 FLEXOGRAPHIC PRINTING MACHIN	116056	183418	281687	400739
844317 GRAVURE PRINTING MACHINERY	8102	616675	28498	197385
844319 HOT STAMPING MACHINES	173916	2353113	125521	1817513
844331 FAXPRINTERS &COPIERS COMBINED	49920	294641	44323	284896
844332 DOT MATRIX PRINTER FOR DP MACH	138089	958418	151819	1035133
844339 PHOTOCOPYING APPA FOR DP MACH	138142	578452	116979	594540
844391 PART P-MACH PRINT BY PLATE/CYL	28058	200725	15990	136892
844399 AUTOMATIC DOC FEEDER OF COPIER	159363	851853	121138	624431
844400 MAC EXTRUD CUT M-MADE TEX-MATE		381882		138631
844511 CARDING MACHINES	341471	1552536	39357	1074188
844512 COMBING MACHINES	95973	450928	179563	635695
844513 DRAWING /ROVING MACHINES	184331	1010844	155972	1261378
844519 OTH BLOW ROOM MACHINERY	391568	1001893	66336	697941
844520 TEXTING SPINNING MACHINES	1216912	5394757	401543	4369824
844530 TEXTILE DOUBLING OR TWIST MACH	159804	508238	67557	201660
844540 WEFT WINDING MACHINE	162587	1087602	310281	2171998
844590 OTH MACH, TEXTILE FIBRE	927250	2201390	285816	2095109
844610 WEAVING MACH FAB WD-NOT>30CM	1865	9308	1664	6035
844621 POWER LOOM WEAV FAB EXCED 30CM		32557		19930
844629 OTH WEAVING MACHINES(LOOMS)	34604	409879	209156	701900
844630 WEAV MACH FAB >30CM SHUTTLES	795443	3557356	318470	3044179
844711 CIRCULAR KNIT MACH DIA-165MM	352761	1417974	176257	430207
844712 CIRCULAR KNIT MACH DIA>165MM	19511	489053	135852	412485
844720 FLAT KNIT MACH STITCH-BONDING	60174	160147	27315	140707
844790 MULTI HEAD EMBROIDERY MACHINES	739550	2990126	728167	3282190
844811 DOBBIES JACQUARD COPY ETC MACH	587	263226	24860	130352
844819 OTH AUXILARY MACHIN HD84.44-47	42620	654154	107807	912227
844820 PARTS&ACCESORIES MACH H-84.44	14361	77304	8940	58380
844831 TOPS & FLATS CARD CLOTHING	146972	736195	102115	616648
844832 PART ACCESORY MACH TEXT FIBRE	10295	37635	6012	40940
844833 SPINDLE FLYER RING TRAVLLERS	132098	788086	102705	619010
844839 OTH PARTS&ACCESSORIES 84.45	206065	961553	176415	952677
844842 REEDS FOR LOOMS	27784	112648	29163	151381
844849 SHUTTLES	93919	482891	58853	373231
844851 SINKERS NEEDLES & OTH ARTICLES	51662	181187	96047	288772
844859 PART ACCESSORY MACH HEAD 84.47	38613	169278	53577	223505
844900 MACH MFG FINISH NON WOVENS		47975	7186	66111
845011 WASHING MACH FUL-AUTO NOT>10KG	84468	400738	166813	669226
845012 O-MACH BUILT-CENTRIFUGAL DRIER	52	33747	1181	102244
845019 O-MACH DRY LINE CAPA -NOT>10KG	725	142415	18594	77937
845020 MACHINE DRY LINE CAP EXCE10KG		45052		66947
845090 PARTS FOR H/HOLD WASH MACHINE	68942	393984	19317	128684
845110 DRY-CLEANING MACHINES	54360	227895	1326	9493
845129 OTH DRYING MACHINES	169285	734377	250063	682229
845130 IRONING MACHINES & PRESSES	13324	95044	16572	107007
845140 WASHING MACHINE	513469	1803768	123952	1223087
845150 REELING UNREEL FOLDING ETC MAC	74400	153741	35483	249776
845180 COATING/ LAMINATING MACH	581421	2631627	334584	3093657
845190 PARTS FOR DRY CLEAN/DYING MACH	38183	259422	42899	257742
845210 SWING MACH H-HOLD CKD/SKD COND	8423	65106	26040	103172
845221 AUTOMATIC UNITS SEWING MACHINE	18223	88932	26500	174658
845229 OTH SWING MACHINES	596371	2093740	244679	1544352
845230 SEWING MACHINE NEEDLES	14361	102479	21878	88957

Contd.

## 10.11 Imports by Economic Categories (Detail)

(In Thousand Rupees)

Items	December, 2018	From July, 2018	December, 2017	From July, 2017
845290 FURNITURE,BASES COVER SEWI MAC	39519	220157	33472	186220
845310 MACH PREP,TANN HIDE,SKIN LEAT	32297	144434	29943	295843
845320 MACH MAKING/REPARING FOOTWEAR	27372	192957	37026	234804
845380 OTH MACH REPAR H-SKINS/LEATHER	1442	14495	18631	23440
845390 PARTS OF MACH TANNING,FOOTWEAR	23120	65026	12541	67904
845410 CONVERTERS		528	248	10414
845420 INGOT MOULDS & LADLES	10204	51734	1861	13654
845430 CASTING MACHINES	21822	703223	92373	431906
845490 PARTS OF CONVERTERS LADLES ETC	23997	164597	10870	101454
845510 TUBE MILLS	991	131711		102345
845521 HOT/COMBIN HOT&COLD ROLING MIL	16656	702104	22526	239719
845522 COLD, ROLLING MILLS	451604	2130065	53229	101143
845530 CAST IRON ROLE DIA NOT>91.44CM	627876	1064658	29156	228518
845590 OTH PARTS METAL ROLLING MILLS	39779	267386	12022	85631
845611 MACH OPERATED BY LASER	183815	259108	8443	55662
845612 MACH OPERATED BY PHOTON BEAM	283	57899	575	36645
845620 MACH FOR DRY-ETCHING PATTERNS	543	5550		22255
845630 MA-TOOL OPER ELECTRO DISCHARGE	10661	49611	2379	19796
845640 MA OPER BY PLASMA ARC PROCESS	1350	3133		
845650 WATER-JET CUTTING MACHINES		475		
845690 O-MAC TOOL FOR REMOVAL OF MAT	24128	55942	4309	23119
845710 MACHING CENTRE FOR WORK METAL	49174	354162	42027	178527
845720 UNIT CONSTRUCTION MACH(SINGLE)		3823		10246
845730 MULTI-STATION TRANSFER MACH		2002		23337
845811 HORIZONT LATH NUMERICL CONTROL	7693	47723	16138	114673
845819 OTHER, HORIZONTAL LATHES	36024	254113	32398	176068
845891 OTH LATHES NUMERICALLY CONTROL		79894	34703	112129
845899 OTH LATHES FOR REMOVING METALS	7617	89305	76650	404378
845910 WAY TYPE UNIT HEAD MACHINES	401	11746	2822	16649
845921 OTH DRILL MACH NUMERICAL CONT		30614	1246	1947
845929 DRIL MACH CAP62MM IRON50MM STL	12834	101172	36012	166902
845931 OTH BOR/DRIL MACH NUMERI CONTR		18141		7445
845939 VERTCAL BOR,MILING MACH CP25MM	25821	74733	25366	86124
845941 OTH BROING MACH NUMERCAL CONT	2627	14122		11154
845949 OTHER BORING MACHINES	4128	7573	2548	135573
845951 MILLING MACH KNEE TYPE N.CONTR		2456	377	8933
845959 MILL MACH W TRAVERSER =<300MM	1302	32408	3263	33497
845961 OTH MILLING MACH NUMERCAL CONT		56696	617	3948
845969 VERTICAL TURRET MILLING MACHIN	17321	80561	13118	98618
845970 OTH THREAD/TAPPING MACH N.CONTR	6594	23475	4727	13087
846012 F.SURFACE GRIND MACH NUM CONTR		557		
846019 OTH F.SURF GRIND MAC AXIS0.01M	20736	39675	3992	41009
846023 CYLINDRICAL GRI MAC, NUM CNT		6247		
846029 OTH GRIND MACH AXIS 0.01MM	1056	14179	2529	20978
846031 SHARPENING MACH NUMERCAL CONTR		280		
846039 OTH SHARPENING MACH-TOOL	680	1315	15202	20957
846040 HONING OR LAPPING MACHINES	7876	18873		40765
846090 BENCH TYPE GRINDING MACHINE	5376	53663	181023	300899
846120 SHAPING MACH STROKE UPTO 45 CM	5139	22739	1808	18171
846130 BROACHING MACHINES	2860	10574	289	1744
846140 GEAR CUTTING,GRIND/FINISH MACH	2889	44396	12890	70549
846150 HACKSAW MACH D17.5CM,BLADE45CM	26210	125180	30469	151921
846190 OTH MACH TOOL FOR METAL WORK	2307	19754	7258	44540
846210 FORGING/DIESTAMPING MAC N-CONT	107380	333750	12762	60128
846221 BEND,FOLD,ETC MACH NUM CONTROL	1134	184877	3918	36698
846229 OTH BENDING,FOLDING MACH	31435	305826	22243	205719
846231 SHEARING MACH NUMERICAL CONTRO	3656	11615	2680	6108
846239 OTH SHEARING MACH	4288	43158	21142	55400
846241 PUNCH/NOTCH MACH NUM CONTROLLED	6408	76749	14	11196
846249 OTH PUNCHING/NOTCHING MACH	61828	123736	29495	212490
846291 HYD PRESS PRESUR < 60.963 MT	23019	276686	16552	135379

Contd.

## 10.11 Imports by Economic Categories (Detail)

(In Thousand Rupees)

Items	December, 2018	From July, 2018	December, 2017	From July, 2017
846299 OTH PRESSES FOR WORK METAL	68363	387674	141793	348174
846310 DRAW-BENCH FOR BARS,TUBES WIRE	4094	33332	15495	82770
846320 THREAD ROLLING MACHINES	106	10723	8096	28521
846330 MACHINES FOR WORKING WIRE		87685	17610	82365
846390 OTH MACH TOOL WORKING METALS	1439	120860	10593	144741
846410 SAWING MACHINES		38187	41663	72595
846420 GRINDING MACHINES	42725	101831	15975	127715
846490 OTH MACH TOOL WORK STONE/CER/C	16231	222511	223926	516982
846510 MACHINE FOR MECHANIC OPERATION	9	10672		18
846520 MACHINE FOR MACHINING CENTRES		830		
846591 HACKSAW MACH W BLADE< 54.7CM	2945	50000	3455	16014
846592 PLANING,MILLING, MOULD MACH	2709	7484	834	9379
846593 GRINDING SANDING POLISHING MAC	6782	46976		40843
846594 BENDING OR ASSEMBLING MACHINES	1553	24372	875	10594
846595 DRILLING OR MORTICING MACHINES		1534	1136	24931
846596 SPLITTING SLICING PARING MACH		28906	49	49
846599 OTH MACH TOOL FOR WOOD CORKETC	19667	129610	19566	106808
846610 TOOL HOLDER SELF OPEN DIEHEAD	1763	15921	4086	28828
846620 WORK HOLDERS	543	6027	1551	50635
846630 DIVIDING HEAD & ATTACH M-TOOL	118	2856	197	1688
846691 OTH PART FOR MA-TOOL H.84.64	4500	21971	357	2575
846692 OTH PART FOR MA-TOOL H.84.65	7656	39479	13258	39019
846693 PART MAC H-8458,8459,8460,8461	31392	94016	27204	184738
846694 PAR H-8462.1090,,9110,84659110	18546	203893	15920	94444
846711 PNEUMATIC ROTARY TYPE TOOLS	111	8388	18604	23574
846719 OTH PNEUMATIC TOOLS FOR WORK	5964	82899	7112	59036
846721 DRILL W ELEC MOTOR OF ALL KIND	24831	149813	19565	167382
846722 SAWS SELF CONTAINED ELE-MOTOR	4164	29637	3451	21329
846729 OTH TOOL WITH ELECTRIC MOTOR	69731	402855	47658	372796
846781 CHAIN SAWS	6482	33262	5428	25415
846789 OTH TOOL WORKING IN HAND	503681	558991	7415	63503
846791 PARTS OF CHAIN SAWS	3030	23502	3091	14421
846792 PARTS OF PNEUMATIC TOOLS	2049	8201	2278	28252
846799 OTH PART TOOL WOR IN THE HAND	17697	116107	17854	124282
846810 HAND HELD BLOW PIPES	293	1037	29	126
846820 OTH GAS-OPERATED MACH APPARATU	36258	66760	334	16329
846880 OTH MACH FOR SOLDER,BRAZING	1892	41557	3873	26663
846890 PARTS FOR SOLDERING,BRAZIN MAC	10855	39471	4784	40876
847010 ELEC CALCULATOR,DATA REC MAC	34128	211187	31284	120490
847021 CALC. MACH W PRINT DEVICE		24	72	310
847029 OTH ELECTRO CALCULATING MACHIN	2	776	399	424
847030 OTHER CALCULATING MACHINES		473		262
847050 CASH REGISTERS	5580	41968	30181	134120
847090 OTH POSTAGE,TICKET ISSUE MACH	1482	220176	5655	16717
847130 LAPTOP COMPUTERS,NOTEBOOKS	2269264	17057985	1926651	11304534
847141 MICRO COMPUTERS	4845	143555	5703	190728
847149 OTH DIP MACH IN FORM OF SYSTEM	26920	237820	482916	1994949
847150 PROCESSI UNIT O/T,H-8471.41,49	539442	3264474	500425	2436798
847160 KEY BOARDS	304729	1284833	533643	919110
847170 FLOPPY DISK DRIVE	156136	832582	165942	959669
847180 C.D.ROM WRITER	42688	392144	5453	54803
847190 CONTROL UNITS	23342	366359	78849	290492
847210 DUPLICATING MACHINES		726	658	1039
847230 SORTING/FOLDING/AFFIXING MACH		267		1689
847290 AUTOMATED TELLER MACHINES(ATM)	348955	845861	738347	2158520
847321 PART CALC MACH H-8470.10.21.29		83		55
847329 OTH PARTS OF MACH H-84.70	572	4322	371	4039
847330 CASING COMPUTER W POWER SUPPLY	194018	1099010	202575	1053323
847340 PARTS/ACCESS MACHINE HEAD84.72	39738	257780	26060	139031
847350 PARTS/ACCESS MAC HD84.69-84.72	638	1741	1160	3486
847410 SORT/SCR/SEP/WASH CEMENT IND	16723	129985	84394	803279

Contd.



## 10.11 Imports by Economic Categories (Detail)

(In Thousand Rupees)

Items	December, 2018	From July, 2018	December, 2017	From July, 2017
847420 CRUSH/GRIND MACH,CEMENT INDUS	142154	4597223	609315	2173097
847431 CONC/MORT MIXER FOR CEMENT IND	142096	576012	64113	1281324
847432 MACH FOR MIX MINE&BITME>150T/H		141236	10655	1390362
847439 OTH MACH MIX MINERAL W-BITUMEN	2051	15863	219559	548579
847480 HYD PRESS F CERAMIC IND>80 TON	1788647	9123499	2293582	7666876
847490 PARTS CRASH/ MIX/HYD PRES MACH	57064	1003257	425427	1966532
847510 MACH FOR MAKING ELEC LAMP/TUBE		6303		45024
847521 MACH FOR MAKING OPTICAL FIBRE	45	45	16	3161
847529 OTH GLASS WORKING MACHINES	54289	437037	214082	736145
847590 PARTS OF MACHINES H-NO.84.75	47472	263892	54489	136996
847621 BEVERAGE/VENDING MA W REFRIG	7161	8076	1659	12783
847629 OTH,AUTOMA BEVERG-VENDING MACH	1179	4819	1831	27087
847681 OTH MACH HEATING/REFRIG,DEVICE	1624	1792	8612	38426
847689 OTH MACH INCL MONEY CHANG MACH		5689	601	2721
847690 PARTS OF MACH HEADING 84.76	37	392	676	8256
847710 INJECTION-MOULDING MACHINES	499521	2214752	472708	2936534
847720 EXTRUDERS	138228	1190606	167120	1139510
847730 BLOW MOULDING MACH CAP>0.22LT	32277	681787	28306	485192
847740 VAC MOLD/THERFORM MACH=0.228LT	22089	108178	24057	133703
847751 MACH MOULD PNEUMATIC TYRE,TUBE	613	7522		1711
847759 OTH MACH FOR MOLDING/FORMING	30	21538	9992	37000
847780 OTH MACH FOR WORKING RUB/PLAST	204968	2236603	323592	2131873
847790 PARTS OF MACH,WORKING RUB/PLAS	91005	720289	96144	535756
847810 MACH FOR REPARING TOBACCO	934963	1570039	38960	386963
847890 PARTS OF MACHINES OF H-84.78	32475	207070	18523	171451
847910 ASPHALT PAVERS	69952	560935	95001	1486202
847920 MACH FOR EXTRACT/PREP FATS/OIL	128444	1650254		627178
847930 PRESS PARTICAL/FIBRE BOARD ETC	9478	72719	77472	203067
847940 ROPE OR CABLE MAKING MACHINES	893	107227		273786
847950 INDUSTRIAL ROBOTS(N.E.S.)		527456	848	15702
847960 EVAPORATIVE AIR COOLERS	56005	221203	524537	679461
847971 PASSE BOARD BRIDGE.AIRPORT USE		10813		241171
847979 OTH PASSENGER BOARDING BRIDGES	3878	8092	46	7818
847981 MA FOR TREATING METAL/FLE WIRE	146105	615728	259213	909939
847982 MATCH MAKING MACHINES	180683	3276346	939662	1764294
847989 FASTENING/THREAD SUCKING MACH	2565819	12933177	1090235	4061300
847990 PART OF MA H- 8479.20.60.82.84	301513	1316994	211344	834219
848010 MOULDING BOXES FOR MET FOUNDRY	36	6885	4089	70979
848020 MOULD BASES	9247	92056	5717	34554
848030 MOULDING PATTERNS	361	8845	19	6829
848041 INJECTION OR COMPRESSION TYPES	39251	85205	19645	94635
848049 OTH, MOULDS FOR METAL/CARBIDES	119623	364761	48485	206101
848050 MOLULDS FOR GLASS	34857	121624	15796	55376
848060 MOULDS FOR MINERAL MATERIALS.	55366	204725	5296	204046
848071 INJECTION OR COMPRESSION TYPES	66746	973922	72390	475306
848079 OTH MOULDS FOR RUBBER/PLASTICS	388146	1749298	195592	1484864
848110 PRESSURE-REDUCING VALVES	118002	906874	100429	529350
848120 VALVES,OLEOHYD/PNEUMATIC TRANS	28307	205291	36403	129150
848130 CHECK (NONRETURN) VALVES	116720	2193617	69495	609831
848140 SAFETY OR RELIEF VALVES	171068	498169	79613	666409
848180 COCK FUEL TANK FOR AGR-TRACTOR	2117738	9556027	1264193	4988304
848190 PARTS OF APPLICANCE H-NO.84.81	265418	1482004	134354	1508551
848210 BALL BEARINGS.	653339	3931747	583461	3418887
848220 TAPERD ROLLER BEARING INC CONE	108689	559832	100576	573090
848230 SPHERICAL ROLLER BEARINGS	29544	279893	52544	283063
848240 NEEDLE ROLLER BEARINGS	9397	113038	11183	81015
848250 OTH CYCLINRICAL ROLLER BEARING	38232	185538	15475	199990
848280 OTH COMBINED BALL/ROLLER BEAR	65559	381080	59578	317055
848291 BALLS, NEEDLES/ROLLERS PARTS	42845	194271	10167	115533
848299 RINGS FOR BEARINGS	68581	313386	86157	256121
848310 DIFFEREN SHAFT/PART AG-TRACTOR	357130	2169977	258500	1710539

Contd.

## 10.11 Imports by Economic Categories (Detail)

(In Thousand Rupees)

Items	December, 2018	From July, 2018	December, 2017	From July, 2017
848320 BEARING HOUSING-BALL/ROLR BEAR	11702	89399	32319	100528
848330 PLAIN SHAFT BEARING VEH H-87	209190	1258678	154152	1017408
848340 GEAR BOXES/S-CHANG AG-TRACTOR	349704	3212795	345687	2943365
848350 FLYWHEELS M-CARS H-8703,4,11	28422	138730	14692	100758
848360 CLUTCHES	94017	816499	71032	439938
848390 TOOTHED WHEELS ETC AGR-TRACTOR	70667	438364	58807	333026
848410 SPIRAL WOUNDS	99358	555841	110770	621861
848420 MECHANICAL SEALS OF VEH CH-87	112397	439831	70219	448543
848490 OTH GASKET&SIMI JOINT DISSIMIL	172852	751787	44311	506858
848620 MAC FOR MANUF S-COND,I-CIRCUIT		1463		4034
848630 MACH FOR MANUF FLAT PANEL DISP		887		
848640 MACH FOR MANU OF I-CIRCUIT,NES	1744	1744		12164
848690 PARTS&ACCE OF MACH MANU S-COND	595	824		209
848710 SHIPS/BOATS,PROPELLERS&BLADES	2524	4196	404	5406
848790 OTH OIL SEALS FOR VEHICL CH-87	55212	663510	34989	267650
850110 ELEC MOTOR OUTPUT NOT>37.5.WAT	103226	632128	154095	513149
850120 UNIVERSAL AC/DC MOTOR >37.5 W	104843	500512	65090	523462
850131 PHOTOVOLTAIC GEN.WIT PHOTOCEL	62342	265649	25750	270589
850132 PHOTOVOLTAIC GENERATORS	3433	125229	3978	50630
850133 OTH DC MOTO/GEN 0-P-75KW-375KW	304102	308597	7398	21799
850134 OTH DC MOTOR/GEN OUTPUT >375KW	15319	344605	38869	143758
850140 OTH AC MOTOR S/PH O-P NOT>60W	219125	1051939	119163	1323323
850151 SUBMERSIBLE MOTOR O-P NOT>750W	147812	743661	98440	313588
850152 AC MOTORS,OUTPUT-750W-75KW	222367	1298263	236447	1230377
850153 AC MOTORS OUTPUT-75KW-375KW	38213	547067	93874	1091365
850161 AC GENERATORS OUTPUT NOT>75KVA	91003	344015	35894	260100
850162 AC GENERATORS OUTPUT-75-375KVA	17030	135009	23331	156729
850163 AC GENERATOR 0-P-375KVA-750KVA	541	20420	3739	50181
850164 AC GENERATOR O-PUT 750-1100KVA	2147	250148	1211	354469
850211 EL GENA SET(DIESEL)NOT>5KVA	142826	3028489	137538	1066286
850212 GENER SET(DIESEL)OP- 75-375KVA	311702	1565422	199517	1425802
850213 GENER SET(DIESEL)-375-1100KVA	447033	2918977	750085	2981206
850220 GENER SET(SP-ING ENG)OP>375KVA	271790	1144897	498402	2905318
850231 GENERATING SETS,WIND POWERED	1982458	2117424	1494469	28645426
850239 OTHER GENERATING SETS	458968	5942956	3336550	10351796
850240 ELECTRIC ROTARY CONVERTERS.	245	878	33	352
850300 PARTS OF MACHINE HEAD 85.01	114432	6139715	119205	2074863
850410 BALLAST FOR DISCHARG LAMP/TUBE	2075	41308	1898	72005
850421 LIQ DI-ELE TRANSFOR-NOT>650KVA		449242	11822	139314
850422 LIQ D-E T/FORMER-650-10000KVA	290	78575	458150	689293
850423 LIQ DI-ELE T/FORMER >10000KVA	1528400	4221430	1952197	4419255
850431 OTH TRANSFORMER-PHC-NOT>1 KVA	28920	487875	67384	552054
850432 OTH TRANSFORMER-PHC-1KVA-16KVA	7112	33509	46914	106775
850433 OTH TRANSFORMER-PHC-16-500KVA	37868	458832	467004	822969
850434 OTH TRANSFORMER-PHC>500 KVA	31336	479316	703814	4192273
850440 UPS OF POWER RATING UPTO-15KVA	1243133	8920970	1435442	8158160
850450 OTHER INDUCTORS	14646	1502759	463801	530730
850490 ON LOAD TAPE CHANGER TRANSFORM	56536	516973	135187	1112173
850511 PERMANENT MAGNET&ARTI OF METAL	32826	135455	13350	76257
850519 OTH PERMANENT MAGNETS&ARTICLES	56853	244441	26314	149563
850520 EL-MAGNET COUPLING,CLUTCH ETC	2525	17940	3660	19448
850590 OTH EL-MAGNET INC/PART HD85.05	19704	77516	3948	103109
850610 MANGANESE DIOXIDE P/CELL&BATT	131141	545338	125197	523345
850630 MERCURIC OXIDE P/CELL&BATTERIES		49		34
850640 SILVER OXIDE P/CELL&BATTERIES				14
850650 LITHIUM PRIMARY CELL&BATTERIES	60753	281626	30876	168410
850660 AIR ZINC PRIMARY CELL&BATTERIES	1276	2910	100	4999
850680 OTHER PRIMARY CELL&BATTERIES	51046	271646	57759	285113
850690 BRASS CAP FOR DRY BATTERY CELL	2319	16245	3354	17417
850710 MEANT M-CARS H-87.03&VEH-4,11	545	35650	572	79981
850720 LEAD-ACID BATTERY FOR TELE EXCH	360447	2720264	566965	3632099

Contd.

## 10.11 Imports by Economic Categories (Detail)

(In Thousand Rupees)

Items	December, 2018	From July, 2018	December, 2017	From July, 2017
850730 NICKEL-CADMIUM ACCUMULATORS	1800	62336	23	25404
850740 NICKEL-IRON ACCUMULATORS				62
850750 BATTERIES NICKEL-METAL HYDRIDE	910	15363	1346	10713
850760 BATTERIES LITHIUM-ION	45972	491986	14544	192310
850780 OTHER ACCUMULATORS	24240	188839	31542	150511
850790 PARTS EL-ACCMOLATOR INCL SEPR	24179	263175	15200	186786
850811 VACUUM CLEANER POWER NOT>1500W	8898	83942	2770	50536
850819 OTH VACUUM CLEANERS SELF MOTOR	6678	33127	5608	28944
850860 INDUSTRIAL VACUUM CLEANER	6009	32662	3379	13306
850870 PARTS OF VACCUM CLEANERS	3334	8508	528	2932
850940 FOOD GRINDERS- DOMESTIC	102065	415523	61445	366214
850980 OTH DOMESTIC APPLIANC	3275	57230	8395	46480
850990 PARTS DOMESTIC APPLIAN	66508	320789	42266	310015
851010 SHAVERS SELF CONTAINED EL-MOTO	5224	92732	5326	57824
851020 HAIR CLIPPERS SELF CON EL-MOTO	5687	22266	42897	74374
851030 HAIR-REMOVING APPLIANCES	4808	24411	37405	58866
851090 PART OF SHAVER/CLIPPER/REMOVER	4534	17180	215	3583
851110 SPARKING PLUGS	144447	918307	108563	645846
851120 MAGNETO FOR VEH OF HEAD-8711	11049	42859	10312	59137
851130 IGNITION COILS FOR VEH, H-8711	26023	193033	38611	245648
851140 SARTERS AG-TRACTOR-H-8701.9020	23797	158078	17969	138290
851150 ALTERNATOR ASSEMBLY AG-TRACTOR	4414	40756	2513	49371
851180 HEATER/GLOW PLUGS- AGR-TRACTOR	4892	48384	7195	44781
851190 ALUM CASTED DISTRI CASE M-CARS	150560	846568	101543	620914
851210 LIGHTS SIG EQUIP BICYCLE USED	179	278	26	954
851220 HEAD LIGHT M-VEH H-8703,8711	278401	1709469	163308	1217859
851230 SOUND SIGN EQU VEH H-8703,4,11	14416	117648	20473	139607
851240 WIPER ARM,BLA CAR-H-8703 V-3,4	8138	31760	4070	32950
851310 MINER'S SAFETY LAMPS	188840	792319	207662	844264
851390 PARTS OF MINERS SAFTY LAMPS	63	1453	162	3721
851410 RESISTANCE HEAT FURNANCE/OVEN	16409	39236	3904	58568
851420 FURNACE BY INDUCTION/DIELE LOS	29737	517850	36960	74744
851430 OTH FURNANCES AND OVENS	438061	850556	3230	723092
851440 OTH IND/DI-EL HEATING EQUIPMNT	18336	126223	102788	120915
851490 PARTS OF INDUS/LAB FURN & OVEN	64558	166753	14318	80201
851511 SOLDERING IRONS AND GUNS	22622	71981	5933	41902
851519 OTH BRAZING/SOLDER IRONS&GUNS	32451	207493	19628	107306
851521 MACHINES,RES WELDING OF METAL	7120	26921	4726	25017
851529 OTH MACH RES WELDING OF METAL	17127	76400	7278	95809
851531 MACH ARC WELDING METAL F/AUTO	6473	37334	12740	53320
851539 OTH MACH/APP ARC WELDING METAL	44686	287741	36841	545998
851580 OTH MACH/APP HOT SPRAYING METL	105080	203989	10693	87474
851590 PARTS(OF HEADING NO.85.15)	64194	310549	20211	87731
851610 ELE INSTANEOUS/IMERSION HEATER	12587	41470	6843	63868
851621 STORAGE HEATING RADIATORS	18	8848	1718	16555
851629 OTH ELE SPACE/SOIL HEATNG APPA	25091	253536	34418	165152
851631 HAIR DRYERS	5492	45854	3914	27245
851632 OTHER HAIR DRESSING APPARATUS	4215	42513	2898	33255
851633 HAND DRYING APPARATUS	262	2912	872	5909
851640 ELECTRIC SMOOTHING IRONS	14758	101694	23168	120194
851650 MICROWAVE OVENS	7012	33623	6281	134752
851660 ELECTRIC OVEN	30101	224141	46231	208565
851671 ELECTRIC COFFEE OR TEA MAKERS	5597	29658	6952	39558
851672 ELECTRIC TOASTERS	10294	41864	7147	30410
851679 INSECT KILLER	57082	184545	45155	120278
851680 ELEC HEATING ELEMENT REFRIG	23996	138983	18320	118097
851690 PARTS EL-THERMIC APP H-85.16	163885	1106784	135747	847889
851711 LINE TELEPHONE CORDLESS H-SETS	2772	34454	8687	67782
851712 CELLULAR MOBILE PHONE	8221502	47242317	7944633	40277225
851718 VIDEO PHONE FOR CEL/W-LESS NET	14366	78129	14505	85946
851761 BASE STATIONS FOR WIRELESS N-W		4290	99715	2088326

Contd.

## 10.11 Imports by Economic Categories (Detail)

(In Thousand Rupees)

Items	December, 2018	From July, 2018	December, 2017	From July, 2017
851762 VOICE FREQUENCY TELEGRAPHY MACH	3190682	16145841	7158224	16701437
851769 ISDN SYSTEM	956325	5563937	946088	4213570
851770 PARTS OF NETWORKING EQUIP	872950	4040366	1119893	4086787
851810 MICROPHONE FREQ 300 HZ-3.4 KHZ	13970	46296	7418	48046
851821 SINGLE L/SP MOUNTED IN ENCLOUR	33469	187255	51656	220567
851822 MULTIPLE L/SP MOUNTED IN ENCL	50370	258864	19800	110751
851829 L/SP W/OUT HOUS FREQ300-3.4KHZ	92583	469335	74779	521082
851830 HEAD/EAR/MICRO PHONE SPEAK SET	81414	458477	71573	375785
851840 AUDIO FREQUENCY ELEC.AMPLIFIER	11697	39298	4911	34518
851850 ELECTRIC SOUND AMPLIFIER SETS	3708	23859	4618	33859
851890 PARTS & ACCESSORIES HEAD 85.18	14875	86140	15148	73595
851920 APPA OPERATED BY COINS,BANKNOT		2253		
851930 TURNTABLES (RECORD-DECKS)	56	61		67
851981 DUBBING SYSTEM OF FILM STUDIOS	53	335		7558
851989 OTH COMPACT DISK PLAYERS	7159	47481	6318	32507
852110 V.C.R	4595	35998	11844	46855
852190 LASER VIDEO DISCS PLAYER	9185	106137	19714	103773
852380 DATA/SOUND RECORDED AUTO.DPM	5999	55749	242167	386742
852550 RADIO BROADCAST TRANSMITTER	16101	56668	4221	48559
852560 BLUE TOOTH CONN TO DP MACHINE	16408	421701	35163	282070
852580 CLOSE CIRCUIT TV CAMERAS	87870	769318	232352	1259248
852610 RADAR APPARATUS	29389	194438	30704	65105
852691 RADIO NAVIGATIONAL AID APPARAT	16752	56507	824	15917
852692 RADIO REMOTE CONTROL APPARATUS	712	4898	113	1731
852712 POCKETSIZE RADIOCASSETTE PLAYER		468		43
852713 OTH APPA COMB W/SOUND REC/PRO			3770	5327
852719 OTH RECORDING/REPRODUCING APPA	3387	11347	2386	16134
852721 OTH RADIO BRO-RECEIVER FOR VEH	9494	30471	10221	53727
852729 OTH SOUND REC/REPRO APPA VEH	12432	100462	15369	104025
852791 OTH APPA COMB W/SOUND REC/PRO		48	54	54
852792 APPA NOT COMB W-S-RECOR/REPROD				538
852799 MODEMS FOR SUND RECOD APPA	510	2138	992	3629
852842 CRT MONITOR FOR AUTO DATA MACH	1174	5668	32	984
852849 OTH CATHODE-RAY TUBE MONITORS	1211	6032	1233	114574
852852 OTH MONITOR DATA PROCESSING S.	66677	539194	37761	255020
852859 OTHER MONITORS OF H-8471	17730	75022	32785	161762
852862 MULTIMEDIA PROJECTOR	19955	119514	20691	168406
852869 OTHER PROJECTORS FOR DP H84.71	946	26612	798	71434
852871 REC APPA-SATELLITE DISH RECEIV	2793	27165	17669	57206
852872 LIQUID CRYSTAL DISPLAY(LCD) TV	550906	3574736	1003885	5049457
852873 OTH MONOCHROME RECEPTION-APPA	72	103		367
852910 PARTS ACCE CABLE,TV/SATA RECEV	14525	120272	14260	131596
852990 T.V. TUNERS	456484	2539390	239542	1101651
853010 EL-SIGNAL EQP RAILWAY/TRAMWAY		23196	105178	3015358
853080 OTH SIGNAL EQP EL TRAFIC CONT	21506	204983	200506	1306960
853090 PARTS OF EQP HEAD 85.30	1090	37418	964	36515
853110 BURGLAR/FIRE ALARMS/SIMIL APPT	50446	387949	20004	183181
853120 INDICATOR PANEL INCORP LCD/LED	15945	150226	68459	614019
853180 OTHER APPARATUS	7282	481207	595953	644510
853190 PANIC BUTTON	8040	658848	10536	132514
853210 FIX CAPACITO 50/60HZ CAP.5KVAR	16027	163514	52224	152978
853221 TANTALUM, FIXED CAPACITOR	17	937	83	551
853222 ALUMINIUM ELECROLYTIC FIX CAP	24	3357	29	5576
853223 CERAMIC DIELEC,SIN-LYR FIX CAP	1648	5583	1472	5378
853224 CERAMIC DIELEC MUL-LYR FIX CAP	9175	56839	2703	24192
853225 DIELECTRIC PAPER PLAS FIX CAP	1222	7433	581	13446
853229 OTHER FIXED CAPACITORS	33200	198728	27766	166823
853230 OTH VARIA/ADJUST(PRE-SET) CAPA	1614	22143	1499	6670
853290 CAPACITERS DECKS WITH TERMINAL	6847	26719	4281	26906
853310 FIXED CARBON RES COMP/FILMTYPE	13504	108897	21034	79379
853321 OTH FIXED RES CAPACITY NOT>20W	12	3134	11	8923

Contd.

## 10.11 Imports by Economic Categories (Detail)

(In Thousand Rupees)

Items	December, 2018	From July, 2018	December, 2017	From July, 2017
853329 OTHER FIXED RESISTORS	7142	52258	11721	172014
853331 W/WOUND RESISTOR CAPA NOT>20 W	2596	13660	1505	9613
853339 OTH W/WOUND VARIABLE RESISTORS	4481	39197	4119	24065
853340 OTH VAR RES INCL REHEOSTATS	13984	84478	28247	81654
853390 PARTS FOR ELECTRICAL RESISTERS	119	2594	231	4163
853400 PRINTED CIRCUITS	131884	693497	52184	234081
853510 FUSES FOR VOLTAGE >1000 VOTTS	4528	66634	10002	56446
853521 AUTOMA C-BRAKER VOT 17.5KV	74266	450875	127357	443530
853529 OTH AUTOMATIC CIRCUIT BRAKER	31240	416388	333894	1169207
853530 ISOLATING SWITCH UPTO 145 KV	39803	352669	144617	564899
853540 VOLTAGE LEMINTERS UPTO 245 KV	22514	521343	107852	225938
853590 ELEC APP SWITCHING CIR>1000VOL	33908	368296	500763	1187731
853610 FUSES FOR VOLTAGE <1000 VOLTS	9737	89126	16788	95195
853620 AUTO CIRCUIT BREAKER>10AMP	311358	1678881	249489	1746075
853630 OTH APP PROTECTING ELEC CIRCUL	20298	223239	10272	180468
853641 RELAYS FOR VOLTAGE NOT>60V	22137	80760	13354	65785
853649 OTHER, RELAYS	94348	571389	261077	1174374
853650 PRESSURE SWITCHES	142049	807921	93722	592916
853661 LAMP HOLDERS	2978	49063	5359	39882
853669 PLUGS&SOCKET PINS 16& ABOVE	156916	1033025	174795	936684
853670 CONNECTORS FOR OPTICALFIBRES	5037	67732	6033	38193
853690 WAFER PROBERS ELECTRICAL	223414	1079539	341533	1343044
853710 FUSE BOX VEH H-8711NOT >1000 V	1528626	6217387	2401116	8496503
853720 BODIES,CONSOLE ETC VOLT>1000V	261046	1833244	2812375	5615393
853810 BOARD,PANELS GOODS HEAD 85.37	83121	270520	33520	220014
853890 VACCUM INTERRUPTERS CIR.BRAKER	278094	1731073	275675	1559575
853910 SEALED BEAM LAMP UNITS	12656	81159	20379	93806
853921 AUTO BULBS	47452	232237	37241	233384
853922 OTH LAMPS 200W FOR VOLT>100V	2777	38963	4951	34750
853929 BULBS FOR AUTOMOTIVE VEHICLES	38668	176912	72966	249231
853931 ENERGY SAVING LAMPS	139635	551601	333811	1937859
853932 ENERG SAVING LAMP(MERCU/SODIUM	4731	43255	24338	60600
853939 OTH MERCURY/SOD VAPOR LAMP	2174	25648	3001	11668
853941 ARC-LAMPS (ELECTRIC)	1507	3837	187	4562
853949 INFRA-RED LAMPS	12980	37000	6745	29348
853950 LED LAMP BULB	435471	3405262	506754	3660569
853990 TUNGSTEN FILAMENT&LEAD WIRE	163336	651825	104625	352099
854040 DATA GRAP DISPL TUBE,COLO/MONO		14		4
854060 OTHER CATHODE-RAY TUBES				511
854071 MAGNETRONS	47653	362287	43564	294842
854079 OTH,MICROWAVE TUBE,CARCINOTR	50	141		7840
854081 RECEIVER/AMPLIFIER VALVE TUBE		186		935
854089 OTHER VALVES ANA TUBES,N.S.	126	1010	696	2278
854099 OTH PARTS OF HEADING NO.85.40		236	481	1780
854110 DIODES,OTH THAN PHOTSENSITIVE	39911	192302	46019	141702
854121 TRANSIS W-DISSPATIION RATE<1W	1342	6913	334	5326
854129 OTH TRANSISTOR OTH PHOTOSEN	8362	58132	23796	84947
854130 THYRISTORS DIACS AND TRIACS	189	8865	1894	9568
854140 PHOTSENSITIV SEMICONDUCTOR DE	4444519	22420992	3180262	12197085
854150 OTH SEMICONDUCTOR DEVICES	448	17644	1417	39715
854160 MOUNTED PIEZO-ELECTRIC CRYSTAL	2390	51109	11406	36866
854190 PARTS OF APPARATUS OF H-85.41	3668	21463	7383	23860
854231 PROCESSORS & CONTROLLERS	125186	330142	38385	235756
854232 MEMORIES	6557	25625	1408	20473
854233 AMPLIFIERS	7993	26896	10725	33928
854239 OTH ELECTRO INTEGRATED CIRCUIT	62961	341759	185688	494296
854290 PARTS OF ELEC INTIGRAT CIRCUIT	19833	106674	27918	90402
854310 PARTICLES ACCELERATORS			119	163
854320 SIGNAL GENERATORS	617	12553	1312	7426
854330 MACH APPA EL-PLATNG ELECTROLYS	18188	255427	17845	116379
854370 REMOTE CONTROL	221061	1698587	450632	2205428

Contd.

## 10.11 Imports by Economic Categories (Detail)

(In Thousand Rupees)

Items	December, 2018	From July, 2018	December, 2017	From July, 2017
854390 PART MACH 8543.1900&8543.2000	37953	223362	92975	235512
854411 ENAMELED COPPER WIRE NYLON COVR	40727	228136	32387	208352
854419 OTHER WINDING WIRE OF COPPER	20664	287790	43602	218422
854420 CO-AXIAL CABLE & CONDUCTORS	106425	626000	190271	626986
854430 WIRING/CABLE CAR/VEH-8703,4,11	21827	719746	22466	177922
854442 COMPUTER LEADS WITH CONNECTOR	243028	1111203	122411	854933
854449 TELEPHONE CABLES	1306973	6074201	848629	4392867
854460 OTH EL CON FOR VOLTAGE >1000V	388849	5244104	611061	2300394
854470 OPTICAL FIBRE CABLES	109419	411838	97543	1286258
854511 ELECTRODES USED IN FURNACES	15192	375328	82971	168420
854519 OTHER ELECTRODES	247	8891	2062	7644
854520 CARBON BRUSHES	17022	66248	4320	44085
854590 OTH CARBON MOTOR VEHI/TRACTOR	3861	21394	2471	26876
854610 ELECTRICAL INSULATOR OF GLASS	6	189	70	1113
854620 ELECTRICAL INSULATOR CERAMICS	171734	333740	197393	1255883
854690 OTH ELE INSU OTH THN GLAS,CERA	48769	141476	4613	217069
854710 INSULATING FITTINGS OF CERMIC		125908	8976	127849
854720 INSULATING FITTINGS OF PLASTIC	104	70534	1412	10432
854790 OTH INSULATING FITTINGS PLAS/CERMIC	21884	485442	21832	133126
854810 BATTERIES PLATES		720658	183929	975427
854890 OTH,PARTS ELE MACHINE/APPLIES	1749	6123	335	3650
860110 RAIL LOCOMO POWERED ELECTRICITY				194
860210 DIESEL ELECTRIC LOCOMOTIVES				4796286
860290 OTH,RAIL LOCOMOTIVE,LOCOMO TEND				1480
860310 RAILWAY,TRAMWAY POWERED EXT ELEC			5651115	7706320
860400 RAIL/TRAMWAY MAINTENANCE VEHIC		487585	611519	1157804
860630 SELF DISCHARGING VANS,WAGONS				732478
860699 OTH RAIL,TRAMWAY GOOD VAN(NSP)				1077627
860711 DRIVING BOGIES&BISSSEL-BOGIES		75		1202
860719 OTH INCL PARTS AXELS/WHEEL	21272	206278	7752	567149
860721 AIR BRAKES AND PARTS THEREOF		69537	13	32309
860729 OTH BRAKES LOCOMO&PARTS THEREOF		693	14667	92918
860730 HOOKS,COUPLIN DEVICES,BUFFERS		3369	873	873
860791 OTHER PARTS OF LOCOMOTIVES	8396	1167246	123212	1757760
860799 OTH RAILWAY LOCOMOT STOCK PART		1375	8469	9288
860800 RAIL/TRAMWAY TRACK FIXTURES	4332	515136	1238033	2512531
860900 CONTAINERS SPECIL DESI,EQUIPPED	34721	179066	47720	161745
870110 PEDESTRAIN TRACTO-ANY KIT FORM				911
870120 COMP ROAD TRACTOR-ANY KIT FORM	1997756	9755967	1422728	8300924
870130 COMP TRACK-LAYING TRACTOR AKF				102980
870191 TRACK LAYING TRACTOR <18 KW		6855	341	341
870192 COMP AG-TRACTORS-ANY KIT FORM		18766	401	55393
870193 COMPONENT AGRI TRACTOR IN KIT	133000	1540189	469409	2578604
870194 AGR TRACT,ENG CAP>75 KW<130 KW		3428		36140
870210 COMP M.VEH DIESEL ENG AKF10PER	575887	5581541	864526	5608664
870240 M.VEH ELECTRIC.10 OR>PERS	2707	2999		
870290 COMP O-M-VEH 10PER&DERIVER AKF	41843	603915	61594	426043
870310 M-CAR FOR TRAVEL ON SNOW/GOLF	1960	25555	1631	25648
870321 COMP VEH,IN AKF,800CC,SP-IGNI	6482724	35358276	4468446	34089973
870322 COMPONENTS VEH 1000-1500CC AKF	2924733	19116767	3066489	17412546
870323 COMPNEN VEH,IN AKF1500-1800CC	1707715	16522713	3150518	17588205
870324 COMPNEN VEH,IN AKF CYC>-3000CC	160720	1977142	301334	2625619
870331 COMP VEH(DIES ENG)CY-C-800-AKF	871	14980		
870332 COMP VEH(DIES)CY-1500-1800-AKF	9356	130563	19510	36767
870333 COMP INDUS VEH>2500CC,AKF-DIES	701112	2015530	13718	68881
870340 COM.VEH SP.IG&ELEC.=800C AKF	1025909	7219796	1060094	4840672
870350 COM.VEH.DIESEL&ELEC<=800C AKF	73749	599821	104158	334409
870360 COM.V.SP.IG&ELEC CH=800CAKF	27387	193271	33544	279986
870370 COM.V.DIES&ELE CHR<=800C AKF		13188		4812
870380 O.COM.V. ONLY ELEC. MOTOR AKF	12622	24914		10182
870390 OTH M.V. EXCL VEH H-87.02		88450		12858

Contd.

## 10.11 Imports by Economic Categories (Detail)

(In Thousand Rupees)

Items	December, 2018	From July, 2018	December, 2017	From July, 2017
870410 COMP DUMP TRUCKS(ANY KIT FORM)	248266	1136149	135190	1965379
870421 COMP VEH(DIE)G.V.W NO>5TON-AKF	1192881	7345086	1009383	6706109
870422 COMP VEH(DIESL)GVW-5-8-TON-AKF	641511	7062799	791085	7413491
870423 COMP VEH(DIES)GVW>20 TONN-AKF	764511	3015227	6605	1274184
870431 COMP VEH(SP-ING)NOT>5TON-AKF	760507	3769037	443726	3144422
870432 COMP VEH(SP-ING)GVW >5TON-AKF		2337		1292
870510 CRANE LORRIES	101361	565813	166990	1111645
870520 MOBILE DRILLING DERRICKS	8414	364130		
870530 FIRE FIGHTING VEHICLES		217235		175074
870540 CONCRETE-MIXER LORRIES	16783	349841	37149	607147
870590 OTH SPECIAL PURPOSE MOTOR VEHL	77989	514137	392762	1293383
870710 BODIES/CABS FOR VEH-H-87.03	31	5489	2195	34821
870790 BODIES M-VEH H-87042190&3190	824	3465	766	33756
870810 BUMPERS (SHET METAL)VEH H-8701	95651	1929849	16405	123252
870821 SAFETY SEAT BELT-CAR-H-8703	56409	360729	46684	287033
870829 PARTS/ACCE OF BODIES VH-H-8701	1045676	8322439	1543970	6922049
870830 BRAKES&BRAKE PARTS-VEH H-8701	123399	636764	146469	799346
870840 GEAR BOXE A-TRACTOR H-87019020	362318	2023158	316314	2060890
870850 BUILD UP DRIVE AXLE V-8701,2,4	86400	413095	81046	503375
870870 ROAD WHEELS,RIMS-CARS H-8703,4	51128	616647	188408	960550
870880 SUSP SYS,SHOCK ABSOR H-8703,04	199932	1080101	112756	869136
870891 RADIATORS WITH ALUMINUM CORE	46480	288410	35819	221129
870892 SILENCERS&EX-PIPES CARS-H-8703	2371	22441	2838	24312
870893 UPPER&LOWER PLATE CLUTCH(CAR)	43594	226684	29343	181050
870894 STEERING WHEELS M-CARS H-8703	88752	506368	68497	513567
870895 SAFETY AIRBAGS INFLATER SYSTEM		2023	356	981
870899 O-PART VEH H-87012020,90,40,60	1143335	5270409	493011	3866790
870911 ELECTRICAL VEHICLES		3057		6131
870919 OTH WORK TRUCK SELF PRO N-FITT	71	78374	315	61252
871000 ARMoured CASH CARRYING VEHICLE		5487	834	90685
871110 COMP MOTORCYCLE C-NOT>50CC-AKF		177		1979
871120 COMP M-CYCLE CY-C-50-250CC-AKF	1050492	6894109	784357	5582446
871130 COMP M-CYCLE CYL-250-500CC-AKF		9897	700	203290
871140 COMP M.CYCLE CY-500-800CC-AKF	2599	38960	5024	74993
871150 COMP M.CYCLE CYL C->800CC-AKF	24921	120828	8786	75618
871160 COMP M.CYCL WIT ELEC MOTOR AKF	2130	4389	962	6193
871190 COMP O-M.CYCLE IN ANY KIT FORM		146	56	665
871200 BICYCLES,OTH DELIVERY TRICYCL	88036	542240	132406	616750
871310 INVALID CARRIAG NOT MECH PROPL	45465	333694	24689	193787
871390 OTH INVALID CARRIAG MOTORISED	15599	33603	2088	12680
871410 SADDLES OF MOTORCYCLES,MOPEDS	698147	3967961	664473	3989958
871420 PART ACCE INVALID CARRIAGES	1713	2942	739	1329
871491 FRAMES,FORKS & PARTS THEREOF		606	384	1412
871492 WHEEL RIMS AND SPOKES	5195	22340	3261	14583
871493 FREE WHEEL SPRO BICYCLE H-8712	11395	74009	12036	47308
871494 BRAK,COAST BRAK HUB,HUB BRAK	2747	16636	700	11924
871495 OTHER, SADDLES	5895	27401	5366	23817
871496 PEDALS,CRANK-GEAR,& PARTS THOF	94	4704	134	5362
871500 BABY CARRIAGES & PARTS THEREOF	8454	42589	10704	65376
871610 COMPO TRAILER/S-TRAILER IN AKF	7783	11690		1874
871620 CMPO SELF-LOAD/UN- AG-TRA,AKF		140	2	2
871631 COMPONEN TANKER TRAILER IN AKF	967	41829	4979	19406
871639 COMPONEN OTH TRAILERS IN AKF	86404	510477	15078	369684
871640 COMPO OTH TRAIL/SE-TRAILER-AKF	13	36508		6831
871680 COMPO FOR OTH VEH IN ANY KIT-F	4346	48095	5218	191875
871690 PARTS,TRAILER SEMI-TRAI H87.16	114578	690494	94801	280327
880100 GLIDERS AND HANG GLIDERS	64	3805		1107
880211 HALICOPTER UNLADN WT!>2000 KG		22481		
880212 HALICOPTER UNLADN WT>2000 KG				93799
880230 AEROPLAN UNLADN W-2000-15000KG		622937		
880240 AEROPLAN UNLADN WT >15000KG		12346		5625837

Contd.

## 10.11 Imports by Economic Categories (Detail)

(In Thousand Rupees)

Items	December, 2018	From July, 2018	December, 2017	From July, 2017
880310 PROPELLERS, ROTORS & PATS THROF	7924	8757	236	1666
880320 UNDER CARRIAGES/PARTS THEREOF	161	2852	1980	9323
880330 OTH PARTS OF AEROPLANE/HELICOP	39566	341601	90630	884154
880400 PARACHUTES AND ROTOCHUTES,PART	56	201	202	707
880510 AIRCRA LAUN GEAR,DECK ARRESTOR		107		
880529 OTH GROUND FLYING TRAINER PART				56
890110 CRUISE SHIPS,BOATS FOR PERSONS		10775		281534
890190 OTH VESSELS FOR PERSONS/GOODS	98874	105848		16534
890310 INFLATABLE YATCHS,VESL PLE/SPO		132	245	3950
890391 SAILBOATS,WITH/W-OUT AUX-MOTOR		518		
890392 MOTORBOAT,O/THN OUTBOARD M-BO	1152	6066		5598
890399 OTH INFLTABLE YATCHTS	116213	156571	358	19167
890400 TUGS AND PUSHER CRAFT.		3374912	53337	105107
890510 DREDGERS	13150	13150		
890590 OTH LIGHT VESSELS,FLO-CRANES	2	8380		234926
890710 OTH FLOATING INFLATABLE RAFTS		147		
890790 OTH FLOATING STRUCTURES,TANKS	18958	364415		31267
900490 OTH SPECT,GOGGLE&THE LIKE CORR	17970	77753	4404	58235
900510 BINOCULARS	3481	27131	2016	14561
900580 OTH ASTRONOMICAL INSTRUMENTS	272	20046	261	5366
900699 O-PART,AC P-GRAPHIC F-LIGH APP	2465	5526	2364	4159
900710 CINEMATOGRAPHIC CAMERAS S-R/RE	729	1622		623
900720 CINEMATOGRAPH PROJECTOR.S-R/RE	1017	2216	1358	12094
900791 PAR,ACC-CINEMATOGRAPHIC CAMERA		7767	12	459
900792 PARTS,ACCE CINEMATOG PROJECTOR	315	770	193	2012
900850 PROJECTORS,ENLARGERS&REDUCERS		980		134
900890 PARTS/ACCE OF IMAGE PROJECTORS	588	1189	818	1515
901010 APPA,EQUI AUTOMATC DEVELO FILM	3575	21077		14001
901050 OTH APP EQU PHO-GRAPHIC LAB	1106	27213	7081	14728
901060 PROJECTION SCREENS	577	24394	12602	50484
901090 PART ACCE OF APP/EUIP H-90.10	861	9096	4764	9805
901110 STEREOSCOPIIC MICROSCOPES	10	23088	8278	25536
901120 OTH MICROSCOPE P-MICROGRAPHY	7	767		1033
901180 OTHER MICROSCOPES	29198	94993	1619	182706
901190 PART,ACCE OF OPTCAL MICROSCOPE	94	25370	235	4669
901210 M-SCOPE O/THN OPTIC M-SCOP APP	370	95953	4148	45220
901290 PART,ACC M-SCOPE O/THN OPTICAL	271	271	9212	10897
901310 TELESCOPIC SIGHTS FITT TO ARMS	273	18710	151	3136
901320 LASERS OTHER THAN LASER DIODS	20159	45608	2758	41790
901380 OTH DEVICES APPLI&INSTRUMENTS	48170	287290	68725	275491
901390 PARTS,ACCE OF SUB GROUP-90.13	159	32774	4090	9546
901410 DIRECTION FINDING COMPASSES	6006	6259	546	2695
901420 INST/APPLI AERONAUTIC NAVIGATO		10333	15951	171005
901480 OTH INS/APPLI(NAVIGATIONAL)		5767	264	5529
901490 PART,ACCE OF SUB GROUP OF90.14	851	1302	186	1745
901510 RANGEFINDERS	3485	55854	530	37831
901520 THEODOLITES AND TACHEOMETERS	878	9203	3905	13079
901530 SURVEYING LEVELS	3516	40052	10005	29083
901540 PH-GRAMMETRICAL SURVEY INS/APP		269		404
901580 OTH INS AND APPLIANC-SURVEYING	109960	1030058	15201	1347936
901590 PARTS&ACCE OF SURVEYING INSTRU	83870	139719	17468	211670
901600 BALANCES, ELECTRONIC SEN 5CG/>	8442	46408	8108	40772
901710 TEXTILE GARMENT DESIGNING MACH	3758	23831	5822	28855
901720 O-DRAWING MARK/MATH CALC INSTR	10813	85958	13841	90565
901730 MICROMETERS	4829	36799	5309	32496
901780 MEASURING RODS AND TAPES	25987	121393	22919	100753
901790 PARTS/ACCE OF MEASURING INSTRU	13	3064	265	6713
901811 ELECTRO-CARDIOGRAPHS	28929	67407	5194	79789
901812 ULTRASONIC SCANNING APPARATUS	127527	616293	86573	1055880
901813 MAGNETC RESONANCE IMAGING APPA	478795	1559374	113710	374973
901814 SCINTIGRAPHIC APPARATUS	95983	109309	27449	59196

Contd.



## 10.11 Imports by Economic Categories (Detail)

(In Thousand Rupees)

Items	December, 2018	From July, 2018	December, 2017	From July, 2017
901819 OTH ELECTRO-DIAGNOSTIC APPARAT	837421	4526142	355050	3976537
901820 ULTRA VOILET/INFRA-RED RAY APP	44	19195	79	57677
901831 SYRINGES WITH NEEDLES	200027	1667506	204101	1746063
901832 TUBULAR METAL NEEDLE/NEDL SUTU	53778	195763	33576	186945
901839 DEXT/SA INFU SET W-N-TOXIC BAG	986879	7310174	779809	5336968
901841 DENTAL DRILL ENGINES,W/C-D-EQU	3361	4823	391	2783
901849 OTH;INS/APPLI, DENTAL SCIENCE	13463	169732	25496	159397
901850 OTH,OPHTHALMIC INST&APPLIANCE	93283	355112	31141	314032
901890 ANESTHESIA APPARATUS	841041	5165284	1083188	7128812
901910 MECHANO-THERPY,MESSAGE/PSY APP	36479	155286	38647	214343
901920 OXYGENATOR WITH ACCESSORIES	380089	885837	164368	1014562
902190 OTH;APP,WORN CARY,IMPL IN BODY	10236	145059	20436	179599
902212 COMPUTED TOMOGRAPHY APPARATUS	141949	1097636	355352	1041215
902213 OTH X-RAY APPA FOR DENTAL USES	899	27783	1795	44688
902214 OTH,X-RAY APP FOR MEDICAL SURG	382508	2861002	577740	2483113
902219 X-RAY APPA FOR OTHER USES	478	299422	151227	388297
902221 APP ALPHA-B-G RADI-MEDICAL USE	78	165050	103968	314311
902229 APP ALPHA-BE-GA RADI-OTHER USE	4175	21427	6094	92064
902230 X-RAY TUBES	31884	136443	6047	48631
902290 O-APP AL-B-G RADI INCL PA/ACCE	33870	467421	31221	216492
902300 APPA DESIGNED F-DEMANSTRATION	176273	1415862	62387	1016604
902410 MACH&APPLI FOR TESTING METALS	7713	56232	8704	92785
902480 O-MACH-TESTING HARDNESS/STREN	53610	310137	33258	318440
902490 PARTS&ACC-HARD/STREN TEST MACH	6858	29811	11744	46824
902511 THERMOMETERS CLINICAL	9613	58652	7503	86297
902519 OTHER THERMOMETERS/PYROMETERS	71679	153272	14582	158330
902580 HYDROMETERS	19157	175989	45748	144211
902590 PARTS ACCE INSTRUMENTS H-9025	8218	50496	3746	49853
902610 FUEL GUAGES ETC AGRI-TRACTOR	79187	450824	22415	275791
902620 APP, MEASUR/CHECK PRESSURE.	127909	1302964	62646	552748
902680 OTH,APP,MEASUR VARIATION LIQ/G	273140	1222219	105523	1060280
902690 PARTS,ACCE OF SUB GROUP 90.26.	17454	200694	79795	178392
902710 GAS/SMOKE ANALYSIS APPARATUS.	13090	182948	17272	246597
902720 CHROMATOGRAPHS/ELECTROPHOR INS	253292	523299	82319	593359
902730 SPECTRO,SPECTROPHOT-METER RADI	73296	313994	57648	429644
902750 OTH,INS.USING OPTCAL RADIATION	90977	922847	131524	690059
902780 OTH,INST FOR PHYSICAL CHEM ANA	379509	2610563	342881	2076770
902790 MICROTOMES;PART ACCE APP-90.27	60376	435147	43092	344016
902810 GAS METERS	16	943699	281427	1359273
902820 LIQUID METERS	1192	8979	1105	6389
902830 ELECTRICITY METERS	27150	196672	21692	212706
902890 SHAFT/ASSEMBLY ELECTRIC METER	209970	385331	10728	301437
902910 TAXIMETERS AND PEDOMETERS	188	5285	313	11103
902920 SPEED INDICATOR- VEH-8703,11,4	8378	74840	6909	90438
902990 PARTS ACCE OF METERS-H-90.29	21422	107311	18330	105783
903010 INS,MEASUR IONISING RADIATIONS	24002	455948	7056	58831
903020 OSCILLOSCOPE&OSCILLOGRAPHS	1232	12030	4612	31918
903031 MULTIMETERS W/O RECORD DEVICE	4598	25926	2446	72067
903032 MULTIMETER WITH RECORD DEVICE	208	19255	12184	26657
903033 BATTERY METER FOR AGR -TRACTOR	31283	172965	28053	152467
903039 O-OSCILLOSCOPE W-RECOD DEVICE	46491	101912	9516	81349
903040 OTH,INS,SPE DESI FOR TELECOMMU	10013	51566	56251	327296
903082 OTH,INS,MEASUR SEMICONDUCTOR	34	758		267
903084 OTH,APPA,WITH RECORDING DEVIC		30055	30	14091
903089 OTH,INS,MEASUR ELECTRICAL QTY.	66011	301314	40378	269050
903090 PARTS ACCE OF SUB GROUP 90.30	15644	89185	3639	31011
903110 MACH BALANCING MECHANICAL PARTS	4858	40031	1355	34247
903120 TEST BENCHES		37701	1226	204254
903141 OTH,OPTICAL INS CHECK SEMICODU		53		142
903149 OTH,OPTICAL INS & APPLIACES.	46976	264015	40340	492653
903180 OTH,INS APPLIANCES & MACHINES.	191513	1138166	220369	1111163

Contd.

## 10.11 Imports by Economic Categories (Detail)

(In Thousand Rupees)

Items	December, 2018	From July, 2018	December, 2017	From July, 2017
903190 PART,ACCE OF ARTICLE H- 90.31	46606	256597	20727	136784
903210 THERMOSTAT REFRIGERA / AIRCODI	58158	409837	34088	288482
903220 MANOSTAT(PRESSURE REGULATORS)	3208	11027	1300	9185
903281 OTH,INS HYDRAULIC OR PNEUMATIC	2332	18575	93169	104793
903289 TEMP CONT SWIT VEH-H-8703.2115	385203	1937549	734776	1765935
903290 PARTS,ACCE OF ARTICLE H- 90.32	25055	186939	19928	112297
940210 DENTISTS' CHAIRS	13777	122520	7521	91878
940290 OPERATING TABLES	198474	897790	102962	875787
940560 ILLUMINATED SIGN,NAMPLATES,LIK	33069	174464	46071	401041
940591 PARTS OF GLASS OF CHANDELIER	56973	246953	17111	118179
940599 OTH PARTS H-NO.94.05,N.E.S.	108119	566637	32748	121182

## 10.12 Exports by Areas and Countries / Territories

(In Thousand Rupees)

Territories/Countries	December, 2018	Cumulative From July,2018	December, 2017	Cumulative From July,2017
<b>GRAND TOTALS</b>	<b>286,802,429</b>	<b>1,446,166,321</b>	<b>214,351,785</b>	<b>1,162,959,157</b>
<b>LATIN AMERICA</b>	<b>171,231</b>	<b>1,221,184</b>	<b>142,614</b>	<b>1,178,368</b>
Anguilla		520		
Antigua and Barbuda		7,860	1,657	2,294
Aruba		4,359		8,355
Bahamas	36,805	45,746	3,186	11,256
Barbados	482	35,828		13,946
British Virgin Is.		4,490	1,833	2,909
Cayman Islands	990	2,995		1,126
Cuba	21,271	46,197	9,425	123,359
Dominica		3,126		1,993
Dominican Republic	8,156	324,568	49,116	450,297
Grenada	2,757	11,457	1,973	8,256
Guadeloupe	9,679	130,703		
Haiti	20,446	95,725	35,104	97,446
Jamaica	16,997	132,688	16,867	124,355
Martinique		14,958		15,557
Montserrat		546		
Netherlands Antilles		2,173	35	3,065
Puerto Rico	11,135	91,050	9,690	80,125
St.Kitts and Nevis	414	3,253	495	957
St. Lucia	6,961	10,204	633	8,198
St.Vincent/Grenadine	1,481	8,007	3,191	5,247
Trinidad and Tobago	33,658	243,127	9,410	219,627
Turks & Caicos Is.		486		
US.Virgin Islands		1,118		
<b>CENTRAL AMERICA</b>	<b>1,371,731</b>	<b>9,120,127</b>	<b>1,141,668</b>	<b>6,951,120</b>
Belize		248		191
Costa Rica	30,238	189,300	58,945	192,318
El Salvador	5,606	198,700	34,375	150,403
Guatemala	21,073	385,834	41,521	344,636
Honduras	75,842	731,443	17,759	68,409
Mexico	1,046,750	6,467,975	793,117	5,163,720
Nicaragua	60,926	178,430	51,829	359,043
Panama	131,296	968,198	144,120	672,399
<b>SOUTH AMERICA</b>	<b>2,766,080</b>	<b>16,453,969</b>	<b>2,686,488</b>	<b>13,600,224</b>
Argentina	254,957	1,853,189	536,797	2,515,440
Bolivia	6,393	37,296	2,531	18,371
Brazil	734,790	3,897,975	582,570	2,542,168
Chile	677,234	4,119,606	691,902	3,248,806
Colombia	348,691	2,553,635	168,002	1,732,980
Ecuador	140,018	655,335	114,065	581,525
French Guiana		637		495
Guyana	13,214	50,481	3,423	33,746
Paraguay	81,600	327,522	97,585	582,866
Peru	382,668	2,275,967	416,113	1,795,269
Suriname	1,477	44,232	8,147	20,130
Uruguay	125,038	620,823	50,779	468,166
Venezuela,Bolivar. R		17,269	14,574	60,261
<b>NORTH AMERICA</b>	<b>48,954,905</b>	<b>265,313,489</b>	<b>35,197,829</b>	<b>201,924,647</b>
Bermuda	2,889	8,908	1,878	5,804
Canada	2,767,660	17,285,840	2,074,725	12,722,234
U.S.America	46,184,356	248,018,741	33,121,226	189,196,609
<b>EASTERN EUROPE</b>	<b>9,297,347</b>	<b>34,599,214</b>	<b>5,955,609</b>	<b>25,597,573</b>
Belarus	13,639	130,614	8,292	16,537
Bulgaria	235,592	981,962	203,302	1,091,530
Czech Republic	515,164	2,972,529	424,491	2,093,108
Hungary	124,028	710,391	83,594	644,468

Contd.

## 10.12 Exports by Areas and Countries / Territories

(In Thousand Rupees)

Territories/Countries	December, 2018	Cumulative From July,2018	December, 2017	Cumulative From July,2017
Poland	3,229,958	15,875,207	2,185,453	11,491,371
Republic of Moldova	41,318	89,680	1,191	14,140
Romania	299,013	1,726,374	276,706	1,553,265
Russian Federation	3,900,532	8,450,979	2,220,337	6,251,629
Slovakia/Slovak R.	92,624	512,377	23,859	127,266
Ukraine	845,479	3,149,101	528,386	2,314,259
<b>NORTHERN EUROPE</b>	<b>27,025,865</b>	<b>144,548,141</b>	<b>19,919,976</b>	<b>115,304,567</b>
Denmark	2,358,624	11,281,274	1,601,266	8,511,067
Estonia	251,192	1,441,659	146,556	825,020
Finland	414,371	1,704,403	321,466	1,759,417
Iceland	204	7,192	434	8,862
Ireland	619,163	3,838,896	463,452	3,182,235
Latvia	356,447	1,598,428	102,736	774,144
Lithuania	476,034	2,615,022	359,281	2,214,560
Norway	670,132	3,618,190	519,703	2,568,658
Sweden	1,658,473	8,711,178	1,260,563	7,569,736
United Kingdom	20,221,224	109,731,899	15,144,517	87,890,866
<b>SOUTHERN EUROPE</b>	<b>22,807,071</b>	<b>127,333,240</b>	<b>18,239,251</b>	<b>106,698,068</b>
Albania	46,320	315,225	34,530	208,973
Bosnia & Herzegovina	4,228	11,524		8,783
Croatia	194,568	873,849	104,674	662,335
Gibraltar		223		
Greece	969,485	4,831,468	630,814	3,387,174
Italy	8,039,480	45,247,953	6,431,971	36,661,785
Macedonia		284		
Malta	25,699	262,602	20,018	188,687
Montenegro	13,587	1,513,456		
Portugal	2,134,309	10,823,999	1,614,096	9,455,678
San Marino		344		
Serbia	14,280	96,119	25,221	488,918
Slovenia	467,555	3,669,031	623,689	3,613,089
Spain	10,897,559	59,687,164	8,754,238	52,022,646
<b>WESTERN EUROPE</b>	<b>41,738,870</b>	<b>212,001,481</b>	<b>31,384,828</b>	<b>173,028,166</b>
Austria	183,803	948,841	145,429	779,596
Belgium	7,627,256	41,132,150	7,155,480	38,419,983
Europien Union				5,373
France	4,615,540	26,436,778	3,464,530	20,599,639
Germany	16,656,936	80,977,934	14,031,418	70,091,481
Liechtenstein		3,234	143	2,110
Luxembourg	6,025	15,177	576	8,840
Netherlands	12,499,779	61,589,970	6,487,618	42,442,304
Switzerland	149,531	897,397	99,636	678,841
<b>EASTERN AFRICA</b>	<b>10,047,889</b>	<b>45,762,591</b>	<b>10,653,566</b>	<b>44,020,685</b>
Burundi	1,103	11,264	449	8,307
Comoros	528,163	2,158,934	39,971	1,511,151
Djibouti	498,262	2,161,478	289,158	1,676,947
Eritrea		16,718		3,238
Ethiopia	20,284	219,993	4,657	44,457
Kenya	4,660,620	18,069,677	3,886,333	15,978,754
Madagascar	662,803	6,300,227	2,764,110	11,655,991
Malawi	15,896	113,376	7,244	33,715
Mauritius	173,962	1,232,741	261,873	1,139,431
Mayotte	4,047	16,405		5,972
Mozambique	1,080,067	3,180,162	712,215	2,568,524
Reunion	58,636	447,044	30,054	250,569
Rwanda	3,432	16,054	1,193	17,947
Seychelles	110,719	289,760	13,021	122,334
Somalia	365,920	2,541,912	551,556	2,404,241
Uganda	27,993	105,536	28,507	106,163

Contd.

## 10.12 Exports by Areas and Countries / Territories

(In Thousand Rupees)

Territories/Countries	December, 2018	Cumulative From July,2018	December, 2017	Cumulative From July,2017
U.R.of Tanzania	1,806,733	8,420,658	1,980,733	6,197,720
Zambia	1,140	56,349	30,164	58,622
Zimbabwe	28,110	404,304	52,327	236,601
<b>MIDDLE AFRICA</b>	<b>487,248</b>	<b>2,185,936</b>	<b>286,061</b>	<b>2,370,643</b>
Angola	193,836	822,198	31,527	935,185
Cameroon	243,299	773,176	159,668	1,005,953
Central African R.		653		
Chad	343	2,892		1,436
Congo, Republic of		21,112	31,845	43,391
D.R.of Congo	39,773	485,926	63,020	337,687
Equatorial G.(Ri.Mi)	9,996	34,162		3,852
Gabon		41,667		35,881
Sao Tome & Principe		4,150		7,259
<b>NORTHERN AFRICA</b>	<b>2,114,757</b>	<b>10,485,705</b>	<b>1,394,477</b>	<b>8,594,496</b>
Algeria	106,179	819,488	155,290	648,369
Egypt(U.A.R.)	1,123,923	5,377,088	581,651	3,908,782
Libya	113,495	249,650	83,144	227,470
Morocco	301,009	1,474,918	197,750	1,183,380
Sudan	219,383	1,219,597	222,154	1,492,012
Tunisia	250,768	1,344,965	154,487	1,134,483
<b>SOUTHERN AFRICA</b>	<b>2,392,849</b>	<b>11,965,926</b>	<b>1,781,471</b>	<b>9,673,700</b>
Botswana	34,797	318,857	93,666	313,093
Lesotho	10,610	24,711	49,318	281,231
Namibia	7,954	63,031	7,703	45,992
South Africa	2,319,198	11,519,886	1,630,785	8,972,599
Swaziland	20,290	39,441		60,786
<b>WESTERN AFRICA</b>	<b>4,889,040</b>	<b>20,723,800</b>	<b>3,672,519</b>	<b>16,550,265</b>
Benin	598,654	2,362,808	372,158	3,071,338
Burkina Faso(Fr.Up.V)	206	10,329	4,428	12,127
Cape Verde	3,000	3,000	12,939	15,198
Co,te d,Ivoire(Fr.Iv)	869,380	1,812,800	334,464	1,656,825
Gambia	264,065	798,509	177,359	643,447
Ghana	689,638	2,215,525	586,442	1,974,449
Guinea	397,227	4,253,937	62,107	378,047
Guinea-Bissau	646,803	1,813,297	319,447	1,667,257
Liberia	1,414	39,812	10,606	40,577
Mali		4,932	79	8,891
Mauritania	58,438	536,245	103,494	373,826
Niger		513	1,779	65,211
Nigeria	251,132	3,021,731	194,021	2,802,745
Senegal	424,800	1,344,492	623,097	1,008,414
Sierra Leone	217,416	1,283,992	347,501	1,694,844
Togo	466,868	1,221,877	522,598	1,137,070
<b>EASTERN ASIA</b>	<b>30,652,030</b>	<b>152,943,618</b>	<b>22,259,299</b>	<b>119,638,128</b>
China	23,240,767	111,989,858	16,355,548	84,414,765
Hong Kong S.A.Re.Chi	984,899	6,545,878	1,007,516	5,840,999
Japan	2,397,758	13,305,971	1,708,076	9,902,666
Korea, Republic of	3,094,259	15,781,739	2,396,809	15,388,085
Macao.China		7,132		440
Mongolia	20,120	39,138	143	9,851
O.Asia(Tai.For.Pe.Ki)	914,226	5,273,902	791,206	4,081,321
<b>SOUTH-CENTRAL ASIA</b>	<b>37,771,128</b>	<b>183,835,365</b>	<b>28,382,821</b>	<b>152,565,227</b>
Afghanistan	19,647,463	78,210,336	15,909,420	79,514,230
Bangladesh	8,028,571	49,256,308	6,089,991	34,647,894
Bhutan		32		
India	4,424,302	26,212,230	3,047,462	19,048,644
Iran ( Islamic R.)	184,156	1,505,858	218,846	1,112,443
Kazakstan	1,365,335	3,828,628	442,419	2,622,278

Contd.

## 10.12 Exports by Areas and Countries / Territories

(In Thousand Rupees)

Territories/Countries	December, 2018	Cumulative From July,2018	December, 2017	Cumulative From July,2017
Kyrgyzstan/Kyrgyz R.	13,081	94,490		47,854
Maldives	71,565	333,867	54,293	323,444
Nepal	5,841	49,618	27,430	172,834
Sri Lanka	3,522,714	22,348,924	2,506,612	14,474,286
Tajikistan	56,966	441,490	9,210	172,306
Turkmenistan	12,625	29,593	69,667	145,697
Uzbekistan	438,510	1,523,993	7,472	283,316
<b>SOUTH-EASTERN ASIA</b>	<b>15,197,124</b>	<b>64,592,868</b>	<b>9,976,449</b>	<b>49,424,624</b>
Brunei Darussalam	8,436	47,702	9,404	28,635
Cambodia Fr.Kampuche	303,448	1,679,005	151,498	1,496,671
Timor Leste	511,205	925,115	22,033	85,739
Indonesia	1,766,963	10,637,585	1,737,532	9,005,492
Lao People's D.R.	20,665	100,462	3,419	66,740
Malaysia	1,717,147	9,206,740	1,599,240	6,344,564
Myanmar	111,028	1,213,971	119,838	956,891
Philippines	2,067,366	7,561,906	2,039,130	5,882,928
Singapore	665,718	5,228,333	592,454	3,593,238
Thailand	4,983,395	10,837,531	1,018,387	5,879,875
Viet Nam	3,041,752	17,154,518	2,683,514	16,083,851
<b>WESTERN ASIA</b>	<b>22,696,757</b>	<b>120,599,610</b>	<b>19,186,846</b>	<b>100,302,421</b>
Armenia	1,845	3,990	569	8,124
Azerbaijan	220,963	612,668	81,136	467,091
Bahrain	662,036	3,332,652	326,711	2,024,322
Cyprus	83,117	290,452	47,623	257,921
Gaza Strip		56,518	28,061	73,279
Georgia	89,416	428,637	136,305	309,422
Iraq	400,418	1,241,889	417,707	974,400
Jordan	370,655	2,374,133	427,273	1,889,847
Kuwait	1,369,168	6,158,454	739,600	4,347,438
Lebanon	235,163	1,447,611	241,901	993,482
Oman	1,584,773	7,989,233	1,367,001	5,980,303
Qatar	1,308,118	5,847,548	702,447	4,243,128
Saudi Arabia	3,795,988	18,819,680	2,692,277	15,699,549
Syrian Arab Republic	346,138	909,902	89,398	583,469
Turkey	2,851,452	17,270,316	3,164,372	17,702,447
United Arab Emirates	8,989,043	50,943,967	8,183,526	41,845,071
Yemen	388,465	2,871,959	540,941	2,903,128
<b>AUSTRALIA AND NEW ZEALAND</b>	<b>6,387,977</b>	<b>18,587,277</b>	<b>2,073,876</b>	<b>15,295,573</b>
Australia	5,869,466	16,141,080	1,797,093	13,376,896
New Zealand	518,511	2,446,198	276,783	1,918,677
<b>MELANESIA</b>	<b>28,145</b>	<b>3,844,821</b>	<b>8,487</b>	<b>214,279</b>
Fiji	21,276	130,633	2,753	97,928
New Caledonia		2,347	1,694	5,056
Papua New Guinea	6,869	3,697,154	1,915	97,329
Solomon Islands		14,553	877	9,682
Vanuatu		134	1,248	4,283
<b>MICRONESIA</b>	<b>3,417</b>	<b>10,949</b>	<b>2,830</b>	<b>7,699</b>
Guam	3,417	10,949	2,830	7,699
<b>POLYNESIA</b>	<b>969</b>	<b>37,009</b>	<b>4,820</b>	<b>18,684</b>
American Samoa	495	495		
Cook Islands	474	1,579	1,127	3,067
French Polynesia		3,123	1,455	4,306
Samoa		17,745	2,238	11,311
Tonga		14,067		

## 10.13 Re-exports by Areas and Countries / Territories

(In Thousand Rupees)

Territories/Countries	December, 2018	Cumulative From July,2018	December, 2017	Cumulative From July,2017
<b>GRAND TOTALS</b>	<b>3,628,982</b>	<b>16,928,611</b>	<b>2,985,388</b>	<b>21,333,832</b>
<b>CENTRAL AMERICA</b>		5,885		783
Mexico		5,885		512
Panama				271
<b>SOUTH AMERICA</b>		1,095	263	50,993
Bolivia			263	511
Colombia		1,095		90
Ecuador				40,990
Peru				9,403
<b>NORTH AMERICA</b>	630,542	2,050,561	34,059	1,234,124
Canada		108,482	3,316	164,074
U.S.America	630,542	1,942,078	30,743	1,070,050
<b>EASTERN EUROPE</b>	50,742	115,846	1,865	362,123
Belarus		66		
Bulgaria		521		
Czech Republic		45,751		
Hungary	257	7,305		357,131
Poland	37,628	43,828	1,865	4,576
Romania		5,398		358
Russian Federation	4,657	4,777		
Slovakia/Slovak R.	341	341		48
Ukraine	7,859	7,859		9
<b>NORTHERN EUROPE</b>	759,185	1,318,627	25,758	926,639
Denmark	18,817	30,061		1,032
Finland		1,234	3,968	5,841
Ireland		513		161
Latvia		1,497		
Lithuania				373
Norway		5,373	15,737	23,025
Sweden		99,093	770	2,256
United Kingdom	740,368	1,180,856	5,283	893,950
<b>SOUTHERN EUROPE</b>	15,339	481,717	63,346	325,737
Bosnia & Herzegovina		186		
Croatia				305
Greece				1,671
Italy	15,273	445,079	56,493	260,796
Portugal		8,357		3,833
Spain	66	28,095	6,852	59,133
<b>WESTERN EUROPE</b>	772,168	2,867,263	193,596	6,418,144
Austria	5,019	14,459		3,419
Belgium	4,937	27,701	8,983	3,548,454
France	551,818	1,264,751	38,933	1,061,683
Germany	185,400	1,302,665	108,049	1,698,567
Luxembourg			32,605	32,605
Netherlands	849	187,313	4,417	55,226
Switzerland	24,144	70,375	609	18,191
<b>EASTERN AFRICA</b>				2,043
Mauritius				2,043

Contd.

## 10.13 Re-exports by Areas and Countries / Territories

(In Thousand Rupees)

Territories/Countries	December, 2018	Cumulative From July,2018	December, 2017	Cumulative From July,2017
<b>NORTHERN AFRICA</b>		357		2,393
Algeria				687
Egypt(U.A.R.)		357		1,705
<b>SOUTHERN AFRICA</b>	183	724	110	46,327
South Africa	183	724	110	46,327
<b>WESTERN AFRICA</b>		447		4,159
Guinea				4,159
Nigeria		447		
<b>EASTERN ASIA</b>	152,081	3,654,219	1,548,996	6,134,862
China	36,986	2,627,052	1,441,985	5,035,455
Hong Kong S.A.Re.Chi	13,238	158,342	23,984	459,463
Japan	101,858	840,397	82,998	594,095
Korea, Republic of		17,318		45,281
O.Asia(Tai.For.Pe.Ki		11,110	29	567
<b>SOUTH-CENTRAL ASIA</b>	24,768	147,662	313,583	417,244
Afghanistan	21,932	26,652	7,869	59,261
Bangladesh		294	298,050	298,050
India	2,087	107,356	7,664	34,008
Iran ( Islamic R.)	501	6,706		25,110
Kyrgyzstan/Kyrgyz R.				111
Sri Lanka	248	248		
Uzbekistan		6,405		704
<b>SOUTH-EASTERN ASIA</b>	177,720	1,788,440	214,304	1,912,047
Brunei Darussalam		866		
Indonesia	54,312	344,509	33,529	267,946
Malaysia	5,907	79,569	548	777,385
Philippines		7,540	2,173	11,509
Singapore	46,125	189,340	43,602	399,666
Thailand	70,741	1,151,731	134,453	360,377
Viet Nam	634	14,884		95,164
<b>WESTERN ASIA</b>	1,046,254	4,486,623	589,509	3,495,428
Azerbaijan				11,391
Bahrain	5,348	17,176		42,422
Cyprus	17	17		56,672
Iraq		112,240		12,708
Jordan		2,304		105
Kuwait		124		1,760
Lebanon		2,547		
Oman		100,686		1,114
Qatar		194,572	9,343	121,886
Saudi Arabia	564,897	688,070	363,169	424,688
Turkey	82,308	185,622	10,003	77,349
United Arab Emirates	393,685	3,183,266	206,994	2,745,334
<b>AUSTRALIA AND NEW ZEALAND</b>		9,146		786
Australia		9,146		776
New Zealand				11



## 10.14 Imports by Areas and Countries / Territories

(In Thousand Rupees)

Territories/Countries	December, 2018	Cumulative From July,2018	December, 2017	Cumulative From July,2017
<b>GRAND TOTALS</b>	<b>609,595,596</b>	<b>3,604,705,502</b>	<b>530,144,384</b>	<b>3,039,364,413</b>
<b>LATIN AMERICA</b>	<b>91,532</b>	<b>817,319</b>	<b>278,933</b>	<b>667,610</b>
Anguilla			11	22
Antigua and Barbuda		3,860	2,403	5,957
Aruba	1,652	6,328		23,871
Bahamas	2,022	28,036	2,247	11,930
Barbados		5,559	1,549	14,587
British Virgin Is.		218,515	240,969	240,969
Cayman Islands				127
Cuba	1,717	21,260		1,638
Dominica	3,849	3,849	2,857	9,285
Dominican Republic	17,059	91,937	2,164	11,048
Saint Martin(Dutch p		413		
Guadeloupe				18
Haiti		432	154	3,078
Jamaica	23,728	107,003	6,905	55,557
Martinique		7		
Montserrat				1,420
Netherlands Antilles	85	1,935	330	9,623
Puerto Rico	37,914	250,330	11,494	146,128
St.Kitts and Nevis		43		85,563
Trinidad and Tobago	3,506	77,811	7,848	46,520
Turks & Caicos Is.		1		269
<b>CENTRAL AMERICA</b>	<b>580,830</b>	<b>5,285,708</b>	<b>518,041</b>	<b>3,806,095</b>
Belize	12,172	153,925		6,332
Costa Rica	16,472	217,713	15,188	131,787
El Salvador	6	45	28	316
French West Indies	141	141		9
Guatemala	33,800	589,755	76,869	536,180
Honduras		167,943	8,703	32,044
Mexico	516,633	4,150,439	417,253	3,086,196
Nicaragua		780		681
Panama	1,606	4,965		12,549
<b>SOUTH AMERICA</b>	<b>4,662,708</b>	<b>31,324,345</b>	<b>2,051,151</b>	<b>50,232,963</b>
Argentina	950,568	6,929,741	193,023	11,898,894
Bolivia	1,333	1,333		626
Bouvet Island		3,819		364
Brazil	3,302,812	20,996,218	1,476,612	34,514,166
Chile	278,869	2,595,946	110,470	1,428,450
Colombia	29,817	131,968	27,027	147,183
Ecuador	3	16,567	166	61,887
Falkland Is.Malvinas		120		
French Guiana		19,724		
Guyana	1,556	27,101	7,760	23,128
Paraguay	46,601	175,256	185,692	1,872,778
Peru	36,747	266,486	28,654	168,477
S.Georgia S.Sandw.Is	102	3,243		182
Suriname	2	2,423		
Uruguay	7,252	134,443	21,747	94,136
Venezuela,Bolivar. R	7,046	19,958		22,693

Contd.

## 10.14 Imports by Areas and Countries / Territories

(In Thousand Rupees)

Territories/Countries	December, 2018	Cumulative From July,2018	December, 2017	Cumulative From July,2017
<b>NORTH AMERICA</b>	42,388,347	197,057,864	32,364,045	164,885,732
Bermuda	11,855	8,701,730	2,687,873	5,218,348
Canada	8,128,779	25,416,309	8,187,801	24,496,245
St.Pierre & Miquelon				1
U.S.America	34,247,713	162,939,825	21,488,370	135,171,138
<b>EASTERN EUROPE</b>	6,501,434	49,103,562	7,519,820	46,273,273
Belarus	351,968	2,790,499	587,812	3,500,932
Bulgaria	232,543	1,077,612	121,551	1,208,169
Czech Republic	362,987	2,844,843	297,496	2,618,276
Hungary	444,583	1,728,098	615,233	5,293,858
Poland	1,870,216	7,440,132	805,470	5,009,480
Republic of Moldova	3,538	42,343	20,621	114,096
Romania	392,550	3,857,132	865,812	2,960,020
Russian Federation	2,599,999	20,097,963	3,146,730	12,218,551
Slovakia/Slovak R.	50,212	694,427	112,538	1,035,902
Ukraine	192,839	8,530,514	946,559	12,313,987
<b>NORTHERN EUROPE</b>	15,336,639	99,310,806	11,836,381	68,868,694
Denmark	856,317	6,398,370	2,994,661	6,279,496
Estonia	50,897	273,642	24,646	194,739
Faeroe Islands	70	13,734	4,288	4,462
Finland	1,868,386	11,341,534	361,505	4,110,375
Iceland	7,189	18,151	4,286	154,100
Ireland	640,232	4,657,810	399,472	4,141,078
Latvia	181,293	854,803	53,209	561,163
Lithuania	49,196	366,121	54,766	266,810
Norway	346,121	1,539,619	110,095	791,903
Svalbard/Jan May.is.				693
Sweden	2,485,873	15,524,515	1,926,504	12,136,297
United Kingdom	8,851,067	58,322,507	5,902,949	40,227,578
<b>SOUTHERN EUROPE</b>	9,545,746	50,171,246	8,444,413	46,174,386
Albania	4,826	16,239	5	330
Andorra		706		20
Bosnia & Herzegovina	5,644	128,309	35	9,714
Croatia	388	152,682	99,912	184,299
Fr.Yugoslav R.Macedo		109	9	983
Gibraltar		4,526		
Greece	291,533	1,138,596	268,729	659,934
Holy See		1,158		
Italy	6,431,612	34,566,384	5,370,880	32,293,354
Malta	5,397	19,677	7,146	36,559
Portugal	367,880	1,438,123	197,318	1,519,077
San Marino	366	13,231	2,898	47,106
Serbia	7,096	58,780	12,925	46,910
Slovenia	38,581	209,867	42,902	301,260
Spain	2,392,422	12,422,860	2,441,655	11,074,841
<b>WESTERN EUROPE</b>	41,059,179	225,639,638	40,739,106	224,023,116
Austria	1,723,386	11,159,614	1,597,371	7,904,990
Belgium	4,545,633	21,597,714	4,557,166	19,741,352
Europien Union	7,761,265	43,196,039	5,401,070	35,841,106
France	6,935,845	29,534,548	2,853,524	24,812,066

Contd.

## 10.14 Imports by Areas and Countries / Territories

(In Thousand Rupees)

Territories/Countries	December, 2018	Cumulative From July,2018	December, 2017	Cumulative From July,2017
Germany	11,371,946	70,514,587	10,581,307	59,873,292
Liechtenstein		4,015	2,039	13,558
Luxembourg	39,767	537,224	3,022	389,709
Monaco		46	40	47
Netherlands	4,460,854	25,076,408	13,671,316	59,405,137
Switzerland	4,220,483	24,019,443	2,072,251	16,041,859
<b>EASTERN AFRICA</b>	<b>8,410,714</b>	<b>49,584,829</b>	<b>6,450,548</b>	<b>33,016,852</b>
B.Indian Ocean Terr.	373	622		1,314
Burundi	158,175	912,434	94,474	835,234
Comoros		52,482	11,065	32,885
Djibouti		15		3,375
Eritrea			448	5,979
Ethiopia	229,407	579,766	156,687	422,673
Kenya	5,891,191	31,640,376	5,264,370	26,803,535
Madagascar	44,992	474,805	86,585	394,105
Malawi		160,341	11,244	29,145
Mauritius	19,429	977,140	31,299	100,333
Mayotte		10,713		
Mozambique	30,732	4,753,844	18,785	143,739
Reunion	15,123	170,693	16,252	124,653
Rwanda	398,807	2,881,955	229,248	1,673,053
Seychelles	2,011	27,445		23,185
Somalia	26,183	502,446	38,524	444,667
Uganda	332,499	1,206,249	110,534	572,920
U.R.of Tanzania	931,303	3,652,041	185,793	837,801
Zambia	322,120	1,448,037	191,793	507,551
Zimbabwe	8,368	133,426	3,446	60,706
<b>MIDDLE AFRICA</b>	<b>96,571</b>	<b>5,057,353</b>	<b>82,172</b>	<b>574,337</b>
Angola		849	87	2,966
Cameroon	26,661	153,334	14,483	93,386
Central African R.	34	1,933	276	222,190
Chad	661	101,958	701	18,140
Congo, Republic of	46,372	274,285	21,312	93,524
D.R.of Congo		9,588	2,682	5,300
Equatorial G.(Ri.Mi)		4,460,032	3,135	3,135
Gabon	22,843	55,373	39,497	132,768
Sao Tome & Principe				2,927
<b>NORTHERN AFRICA</b>	<b>7,777,816</b>	<b>44,862,328</b>	<b>3,055,937</b>	<b>25,377,011</b>
Algeria	104	3,982,050		31,582
Egypt(U.A.R.)	861,429	9,242,947	841,927	9,674,011
Libya	28,228	351,645	66,881	282,701
Morocco	6,822,161	29,777,214	2,036,063	14,006,716
Sudan	16,323	1,133,019	58,830	1,076,584
Tunisia	49,571	375,453	52,236	305,417
Western Sahara(Ri.De)				1
<b>SOUTHERN AFRICA</b>	<b>14,641,941</b>	<b>74,860,723</b>	<b>8,017,161</b>	<b>55,719,738</b>
Botswana	884	17,263		1,569
Canary Islands	116	7,363		18,106
French Southern Terr		2,555		
Namibia	22,629	145,295	18,396	153,788

Contd.

## 10.14 Imports by Areas and Countries / Territories

(In Thousand Rupees)

Territories/Countries	December, 2018	Cumulative From July,2018	December, 2017	Cumulative From July,2017
South Africa	14,264,396	73,408,351	7,872,104	55,041,996
Swaziland	353,916	1,279,895	126,661	504,279
<b>WESTERN AFRICA</b>	<b>74,992</b>	<b>26,979,659</b>	<b>2,511,750</b>	<b>6,262,857</b>
Benin		3,868	19	23
Burkina Faso(Fr.Up.V		27,459	12	86,876
Cape Verde		5,372		3,253
Co,te d,Ivoire(Fr.Iv		152,943	2,450	572,331
Gambia		23,166		1,836
Ghana	55,749	277,303	16,913	119,972
Guinea		4,923,335		40,838
Guinea-Bissau		6,802		
Liberia		2,389	947	14,114
Mali				2,760
Mauritania				110
Nigeria	12,822	21,437,168	2,483,616	4,828,102
Senegal	329	87,879	7,763	50,931
Sierra Leone		7,944	31	5,920
St. Helena	91	6,259		320
Togo	6,002	17,772		535,470
<b>EASTERN ASIA</b>	<b>181,316,509</b>	<b>1,069,743,593</b>	<b>188,741,100</b>	<b>1,013,947,106</b>
China	142,393,587	829,258,703	154,047,688	806,544,126
Hong Kong S.A.Re.Chi	2,063,575	11,309,614	829,247	5,120,766
Japan	21,895,199	134,770,941	19,037,680	127,552,140
Korea D.P.Republic	2,262	341,467	149,398	1,557,124
Korea, Republic of	9,880,142	56,318,875	8,509,226	47,767,708
Macao.China		311	876	3,042
Mongolia	13	130		
O.Asia(Tai.For.Pe.Ki	5,081,730	37,743,551	6,166,986	25,402,200
<b>SOUTH-CENTRAL ASIA</b>	<b>28,221,663</b>	<b>177,060,604</b>	<b>24,121,939</b>	<b>134,466,970</b>
Afghanistan	5,367,062	43,636,460	4,758,926	30,742,122
Bangladesh	859,928	4,161,912	1,418,100	3,956,435
Bhutan	1,069	8,748	4,343	6,195
India	16,885,246	97,754,865	14,105,845	72,875,974
Iran ( Islamic R.)	4,389,890	24,712,094	2,864,924	20,780,466
Kazakstan	57,066	248,967	19,092	429,024
Kyrgyzstan/Kyrgyz R.	6,847	7,713	32	669
Maldives	31,825	31,826		57
Nepal	279	36,631	3,303	17,778
Sri Lanka	609,051	5,860,187	558,129	4,518,075
Tajikistan		25,831	172,600	267,647
Turkmenistan	1,907	390,883	182,068	787,007
Uzbekistan	11,494	184,488	34,577	85,523
<b>SOUTH-EASTERN ASIA</b>	<b>69,162,605</b>	<b>380,182,862</b>	<b>57,798,691</b>	<b>342,340,127</b>
Brunei Darussalam		77		166
Cambodia Fr.Kampuche	42,069	76,325	12,903	47,515
Timor Leste		39		14
Indonesia	26,410,957	158,316,962	22,222,105	134,465,609
Lao People's D.R.		105,138	934	2,593
Malaysia	17,689,196	72,966,898	10,912,505	64,698,556
Myanmar	11,871	90,111	62,564	333,232

Contd.

## 10.14 Imports by Areas and Countries / Territories

(In Thousand Rupees)

Territories/Countries	December, 2018	Cumulative From July,2018	December, 2017	Cumulative From July,2017
Philippines	720,668	4,158,384	532,803	5,110,928
Singapore	6,593,545	36,020,173	9,143,464	45,337,226
Thailand	14,376,125	89,543,737	11,172,490	68,278,568
Viet Nam	3,318,174	18,905,018	3,738,924	24,065,720
<b>WESTERN ASIA</b>	<b>178,028,416</b>	<b>1,086,117,229</b>	<b>131,665,555</b>	<b>792,008,517</b>
Armenia	5,549	5,601		9,169
Azerbaijan	6,264	22,220	99,697	184,179
Bahrain	525,217	3,298,883	566,094	3,802,332
Cyprus	34,009	134,802	88,220	162,517
Gaza Strip	13,046	14,106	4,920	8,688
Georgia		10,902	30	2,260
Iraq	1,122,344	3,307,389	927,590	5,112,099
Jordan	336,563	1,673,441	149,909	1,776,950
Kuwait	17,442,044	92,254,616	19,004,261	81,214,172
Lebanon	6,146	546,197	6,468	172,895
Oman	6,718,733	45,229,600	4,484,992	40,286,717
Qatar	32,791,282	165,407,235	18,308,437	88,269,053
Saudi Arabia	44,584,256	199,423,597	30,193,959	162,857,619
Syrian Arab Republic	2,559	51,814	52	12,792
Turkey	3,761,262	24,638,721	2,999,856	14,967,611
United Arab Emirates	70,576,470	549,710,019	54,792,949	392,363,156
Yemen	102,671	388,087	38,119	806,308
<b>AUSTRALIA AND NEW ZEALAND</b>	<b>1,671,803</b>	<b>31,447,799</b>	<b>3,937,720</b>	<b>30,681,327</b>
Australia	1,468,162	29,060,658	3,347,222	25,875,033
Christmas Islands	3,505	19,073	45	925
Cocos (Keeling) Is.		1,571	522	522
Heard/Mac Donald Is.				73
New Zealand	199,847	2,361,723	589,849	4,748,203
Norfolk Island		1,494		43
US.Minor Outlying Is	290	3,280	81	56,528
<b>MELANESIA</b>	<b>24,637</b>	<b>83,087</b>	<b>9,128</b>	<b>31,787</b>
Fiji				9,978
New Caledonia	20,179	57,845		275
Papua New Guinea	1,506	17,478	7,690	15,605
Solomon Islands	2,663	6,172	1,438	5,402
Vanuatu	289	1,592		527
<b>MICRONESIA</b>	<b>1,126</b>	<b>9,744</b>		<b>1,671</b>
Kiribati		4		1,671
Marshall Islands	1,126	1,126		
Micronesia,F.States		8,614		
<b>POLYNESIA</b>	<b>391</b>	<b>5,206</b>	<b>793</b>	<b>4,242</b>
American Samoa		179		3,424
French Polynesia				13
Johnston Island	373	579		
Pitcairn		86		6
Samoa		1,824	672	672
Tokelau		2,272		
Tuvalu	18	265	121	126

## 10.15 Re-imports by Areas and Countries / Territories

(In Thousand Rupees)

Territories/Countries	December, 2018	Cumulative From July,2018	December, 2017	Cumulative From July,2017
<b>GRAND TOTALS</b>	<b>4,336,584</b>	<b>21,666,134</b>	<b>2,162,729</b>	<b>13,320,584</b>
<b>LATIN AMERICA</b>		1,837		7,063
Cuba				454
Dominican Republic		1,557		
Netherlands Antilles		280		6,609
<b>CENTRAL AMERICA</b>	3,291	12,925	3,054	11,923
Belize		1,510		1,412
Guatemala				2,131
Honduras	3,291	9,552	901	6,207
Mexico		73	10	29
Nicaragua		1,789	2,143	2,143
<b>SOUTH AMERICA</b>	2,530	33,288		
Argentina		76		
Brazil	2,530	2,530		
Chile		29,641		
Peru		1,041		
<b>NORTH AMERICA</b>	1,722,398	8,546,134	804,673	5,594,957
Canada	206,984	849,358	110,534	783,214
U.S.America	1,515,414	7,696,776	694,139	4,811,743
<b>EASTERN EUROPE</b>	25,076	55,523	7,905	37,753
Bulgaria	23,038	29,939		2,407
Czech Republic		3,613	3,094	3,130
Hungary		1,141	26	26
Poland	2,039	20,830	4,207	25,550
Romania			577	1,063
Russian Federation				515
Slovakia/Slovak R.				5,061
<b>NORTHERN EUROPE</b>	70,675	452,930	68,754	300,171
Denmark	4,331	32,987	14,716	23,964
Finland			531	531
Ireland	1,193	5,678		5,246
Lithuania		2,199		
Norway	3,630	58,085	2,058	3,086
Sweden	23,506	120,231	23,453	63,761
United Kingdom	38,014	233,749	27,996	203,582
<b>SOUTHERN EUROPE</b>	79,631	378,593	51,961	264,620
Greece	5,793	33,323		2,069
Italy	47,780	272,763	47,733	203,827
Portugal	1,711	10,930		989
Slovenia	11,696	26,772	406	408
Spain	12,650	34,805	3,822	57,326
<b>WESTERN EUROPE</b>	148,316	702,944	110,187	436,150
Austria	230	2,563		1,943
Belgium	23,469	166,212	38,455	100,785
France	10,424	87,885	2,810	23,454
Germany	68,800	296,713	20,484	210,553
Netherlands	22,051	98,001	12,275	46,774
Switzerland	23,341	51,571	36,163	52,641
<b>EASTERN AFRICA</b>		11,630	3,054	14,424
B.Indian Ocean Terr.				366
Ethiopia		7,357		
Mauritius		948		

Contd.

## 10.15 Re-imports by Areas and Countries / Territories

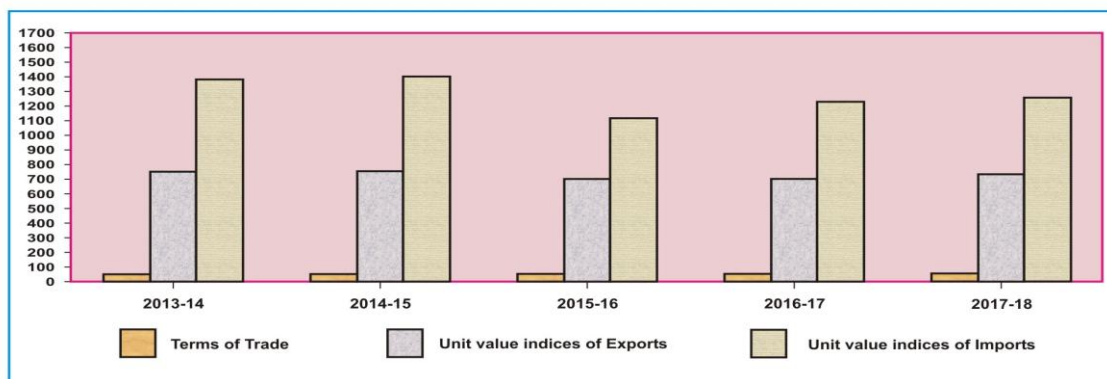
(In Thousand Rupees)

Territories/Countries	December, 2018	Cumulative From July,2018	December, 2017	Cumulative From July,2017
Mozambique				1,176
U.R.of Tanzania		3,325	3,054	12,882
<b>NORTHERN AFRICA</b>	<b>923</b>	<b>2,602</b>		<b>5,605</b>
Egypt(U.A.R.)		907		472
Morocco	923	1,695		5,111
Tunisia				22
<b>SOUTHERN AFRICA</b>	<b>19,555</b>	<b>114,517</b>	<b>47,674</b>	<b>110,932</b>
South Africa	19,555	114,316	44,285	105,240
Swaziland		201	3,388	5,692
<b>WESTERN AFRICA</b>		<b>3,800</b>	<b>22</b>	<b>22</b>
Gambia		3,800	22	22
<b>EASTERN ASIA</b>	<b>1,723,056</b>	<b>8,658,257</b>	<b>618,429</b>	<b>3,864,225</b>
China	1,283,281	6,135,295	477,565	2,451,207
Hong Kong S.A.Re.Chi	60,583	257,870	19,271	118,248
Japan	159,860	1,257,490	71,967	856,019
Korea D.P.Republic		1,188		457
Korea, Republic of	156,437	688,681	25,667	167,757
O.Asia(Tai.For.Pe.Ki	62,895	317,733	23,958	270,538
<b>SOUTH-CENTRAL ASIA</b>	<b>178,846</b>	<b>900,640</b>	<b>115,148</b>	<b>742,237</b>
Bangladesh	204	14,369	637	9,826
India	164,729	815,060	100,151	617,213
Iran ( Islamic R.)	901	5,029	1,508	4,151
Sri Lanka	13,012	66,183	12,852	111,047
<b>SOUTH-EASTERN ASIA</b>	<b>183,528</b>	<b>900,230</b>	<b>154,366</b>	<b>868,855</b>
Cambodia Fr.Kampuche	1,357	1,357		
Indonesia	131,317	609,240	95,475	542,360
Malaysia	31,541	174,966	36,775	131,487
Philippines		12		173
Singapore		14,792	8,809	29,219
Thailand	3,494	16,039	9,937	111,051
Viet Nam	15,820	83,825	3,370	54,565
<b>WESTERN ASIA</b>	<b>133,338</b>	<b>733,633</b>	<b>134,713</b>	<b>705,779</b>
Bahrain	3,847	27,365	5,806	33,876
Iraq		48		
Jordan	2	2		
Kuwait		682		261
Oman		884		5,513
Qatar	6,447	15,001		12,314
Saudi Arabia	33,401	133,144	13,956	111,377
Syrian Arab Republic		7,217		
Turkey	10,564	102,235	32,698	113,292
United Arab Emirates	79,077	447,054	82,253	429,146
<b>AUSTRALIA AND NEW ZEALAND</b>	<b>45,421</b>	<b>156,650</b>	<b>42,789</b>	<b>355,867</b>
Australia	45,421	156,650	42,789	355,867

### 10.16 Annual and Quarterly Terms of Trade and Unit Value Indices of Exports and Imports (1990-91=100)

Year/ Quarter	Terms of Trade	Unit Value Indices of Exports	Unit Value Indices of Imports
2013-14	54.27	752.86	1387.15
2014-15	54.43	759.21	1394.74
2015-16	57.99	705.02	1215.80
2016-17	58.64	703.39	1199.54
2017-18	58.31	735.50	1261.25
2013-14 Jul-Sep	54.54	745.76	1,367.33
Oct-Dec	54.61	745.57	1,365.33
Jan-Mar	54.80	771.50	1,407.91
Apr-Jun	53.17	748.62	1,408.02
2014-15 Jul-Sep	52.24	753.27	1,441.89
Oct-Dec	54.48	762.69	1,399.87
Jan-Mar	56.69	769.06	1,356.61
Apr-Jun	54.46	751.81	1,380.57
2015-16 Jul-Sep	54.97	712.89	1,296.84
Oct-Dec	58.35	701.89	1,202.89
Jan-Mar	59.56	703.02	1,180.31
Apr-Jun	59.36	702.28	1,183.17
2016-17 Jul-Sep	58.67	697.00	1,188.06
Oct-Dec	59.05	703.81	1,191.83
Jan-Mar	58.47	703.47	1,203.03
Apr-Jun	58.37	709.28	1,215.22
2017-18 Jul-Sep	58.76	707.53	1204.15
Oct-Dec	59.16	715.14	1208.87
Jan-Mar	58.42	751.52	1286.34
Apr-Jun	57.06	767.80	1345.64
2018-19 Jul-Sep	57.67	755.16	1309.39
Oct-Dec	59.63	795.77	1334.50

ANNUAL TERMS OF TRADE & UNIT VALUE INDICES OF EXPORTS & IMPORTS (1990-91=100)





## 10.17 Index Numbers of Unit Values of Exports by Groups ( 1990-91=100 )

Year /Quarter	All Groups	Food & Live Animals	Beverages & Tobacco	Crude Materials Inedible Except Fuels	Mineral Fuels & Lubricants	Chemicals	Manufactured Goods	Machinery & Transport Equipment	Misc. Manufactured Articles	
2013-14	752.86	954.07	1127.89	1009.57	1682.81	939.50	698.49	1650.17	700.75	
2014-15	759.21	1057.47	1148.80	999.87	1713.20	935.18	667.05	1789.37	728.76	
2015-16	705.02	944.46	1217.42	920.79	1092.25	1000.41	607.38	1873.58	774.38	
2016-17	703.39	912.62	1240.70	894.27	1136.42	1029.70	595.74	1740.35	799.30	
2017-18	735.50	1134.29	1061.25	1043.30	1485.92	1054.28	580.96	1838.42	820.87	
2013-14	Jul-Sep	745.46	919.57	1098.87	1017.68	1634.63	934.11	713.43	1624.52	674.82
	Oct-Dec	745.57	952.49	1154.15	1023.78	1640.93	928.01	698.36	1631.05	723.57
	Jan-Mar	771.50	970.48	1164.01	1042.41	1659.59	941.60	722.66	1664.20	729.32
	Apr-Jun	748.62	973.74	1094.54	954.39	1796.09	954.26	659.51	1680.90	675.29
2014-15	Jul-Sep	753.27	1027.99	1123.85	988.05	1853.14	929.85	676.38	1722.41	692.43
	Oct-Dec	762.69	1071.97	1171.54	1000.56	1862.62	935.86	677.14	1781.57	740.31
	Jan-Mar	769.06	1075.01	1148.08	1030.34	1732.30	946.52	679.02	1787.10	728.26
	Apr-Jun	751.81	1054.91	1151.73	980.52	1404.75	928.49	635.66	1866.41	754.05
2015-16	Jul-Sep	712.89	973.60	1144.34	964.35	1423.80	994.53	628.77	1955.09	730.30
	Oct-Dec	701.89	935.34	1176.96	908.48	1022.94	995.70	601.06	1858.72	782.09
	Jan-Mar	703.02	929.68	1250.14	921.27	1045.51	1021.47	599.41	1866.25	795.28
	Apr-Jun	702.28	939.22	1298.25	889.05	876.75	989.95	600.29	1814.27	789.83
2016-17	Jul-Sep	697.00	972.71	1239.28	909.02	1069.37	993.34	590.69	1780.89	762.86
	Oct-Dec	703.81	928.54	1223.96	880.70	1080.33	1032.44	597.47	1719.51	794.66
	Jan-Mar	703.47	869.54	1211.78	876.35	1228.96	1025.79	599.28	1724.91	802.38
	Apr-Jun	709.28	879.70	1287.78	910.99	1167.02	1067.24	595.50	1736.07	837.29
2017-18	Jul-Sep	707.53	983.63	1157.74	928.64	1144.95	1062.88	577.94	1718.62	821.49
	Oct-Dec	715.14	985.76	1104.99	1001.63	1400.72	1023.88	578.22	1711.85	821.12
	Jan-Mar	751.52	1249.74	1006.31	1110.20	1613.21	1062.85	585.10	1972.26	809.21
	Apr-Jun	767.80	1318.04	975.95	1132.73	1784.79	1067.51	582.59	1950.95	831.64
2018-19	Jul-Sep	755.16	1153.35	959.54	1109.62	2063.32	1110.95	586.37	1461.01	830.31
	Oct-Dec	795.77	1257.44	848.99	1024.09	2082.45	1146.10	620.96	1381.52	873.19

\* : Provisional

## 10.18 Index Numbers of Unit Values of Imports by Groups ( 1990-91=100 )

Year/Quarter	All groups	Food and Live animals	Beverages & Tobacco	Crude materials inedible except fuels	Mineral fuels & Lubricants	Animal or Veg. oils & Fats	Chemicals	Manufactured goods	Machinery & Transport equipment	Misc. manufactured articles
2013-14	1387.15	838.74	1446.20	1046.35	1757.91	1054.13	1098.60	899.66	1866.32	1458.63
2014-15	1394.74	891.28	1620.65	1048.08	1511.85	1037.83	1256.50	1026.39	1985.27	1854.42
2015-16	1215.80	839.11	1700.77	1031.47	919.48	1011.65	1193.67	920.53	1913.99	2376.63
2016-17	1199.54	829.56	1762.07	1019.86	811.76	1090.65	1277.08	927.03	1872.19	2494.45
2017-18	1261.25	943.23	1656.22	1020.56	1030.32	1010.73	1264.05	939.97	1913.85	2652.61
2013-14 Jul-Sep	1,367.33	839.00	1,390.72	1,064.30	1,688.69	1,075.42	1,064.27	859.80	1,865.31	1,381.34
Oct-Dec	1,365.33	840.48	1,425.20	1,052.01	1,711.56	1,054.23	1,083.40	873.38	1,875.71	1,391.17
Jan-Mar	1,407.91	849.44	1,463.98	1,072.34	1,784.71	1,061.03	1,104.26	930.61	1,937.80	1,487.18
Apr-Jun	1,408.02	826.03	1,504.91	996.75	1,846.69	1,025.83	1,142.45	934.85	1,786.47	1,574.82
2014-15 Jul-Sep	1,441.89	882.91	1,551.52	1,050.88	1,810.51	1,040.06	1,218.48	993.38	1,889.96	1,701.41
Oct-Dec	1,399.87	893.21	1,590.81	1,065.79	1,522.96	1,056.54	1,254.97	1,030.45	1,969.44	1,807.08
Jan-Mar	1,356.61	895.47	1,651.30	1,039.03	1,366.90	1,006.23	1,256.20	1,044.23	1,995.28	1,892.80
Apr-Jun	1,380.57	893.54	1,688.98	1,036.61	1,347.03	1,048.50	1,296.34	1,037.49	2,086.41	2,016.39
2015-16 Jul-Sep	1,296.84	819.90	1,670.50	994.97	1,260.75	1,032.17	1,175.87	905.12	1,926.97	2,242.88
Oct-Dec	1,202.89	824.90	1,691.32	1,109.19	912.40	1,028.06	1,141.86	929.56	1,882.96	2,372.44
Jan-Mar	1,180.31	865.60	1,747.55	1,012.94	741.34	978.61	1,210.14	924.91	1,934.80	2,434.43
Apr-Jun	1,183.17	846.04	1,693.71	1,008.77	763.42	1,007.74	1,246.79	922.51	1,911.24	2,456.76
2016-17 Jul-Sep	1,188.06	816.59	1,708.34	1,025.79	778.82	1,026.36	1,251.62	925.94	1,888.38	2,512.37
Oct-Dec	1,191.83	833.16	1,782.93	1,030.30	738.98	1,164.61	1,309.73	976.44	1,863.34	2,643.91
Jan-Mar	1,203.03	838.92	1,794.93	1,003.50	863.49	1,080.97	1,269.88	878.71	1,864.85	2,327.08
Apr-Jun	1,215.22	870.25	1,743.47	1,051.17	865.73	1,074.94	1,228.04	916.94	1,898.20	2,298.27
2017-18 Jul-Sep	1204.15	942.64	1738.68	1054.78	811.87	1032.09	1289.49	873.98	1944.40	2505.71
Oct-Dec	1208.87	946.81	1715.21	971.90	924.12	1036.51	1210.02	868.99	1891.17	2672.14
Jan-Mar	1286.34	970.36	1665.73	978.48	1121.57	974.20	1275.04	952.16	1907.81	2704.75
Apr-Jun	1345.64	913.10	1505.24	1077.07	1263.70	1000.12	1281.66	1064.75	1912.03	2727.83
2018-19 Jul-Sep	1309.39	826.75	1643.09	1087.66	1487.85	1032.99	1272.16	1011.90	1570.33	2054.76
Oct-Dec	1334.50	845.71	860.74	1088.60	1594.79	1029.84	1333.91	1110.55	1408.58	2088.00

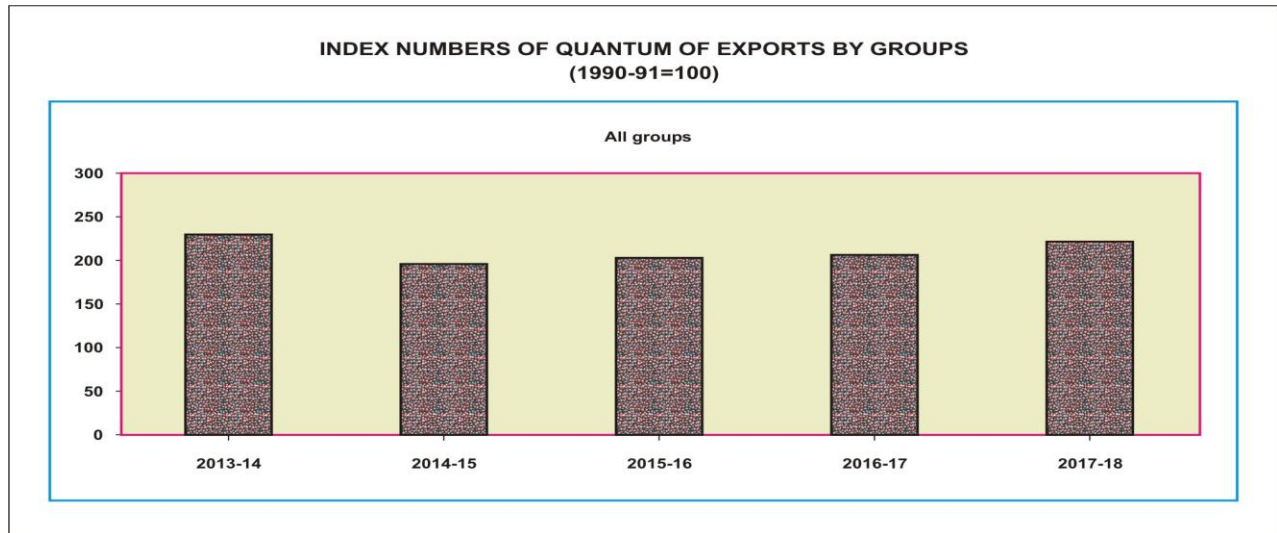
\* : Provisional

Note: Trade Indices of Imports and Terms of Trade From Jul-Sep, 2014 to Apr-Jun, 2017 has been revised

## 10.19 Index Numbers of Quantum of Exports by Groups (1990-91=100)

Year/Quarter	All groups	Food and Live animals	Beverages & Tobacco	Crude materials inedible except fuels	Mineral fuels & Lubricants	Chemicals	Manufactured goods	Machinery & Transport equipment	Misc. manufactured articles
2013-14	229.80	280.96	175.45	447.47	409.09	1,010.41	189.96	2,056.66	226.38
2014-15	195.45	224.40	100.30	264.75	176.22	973.58	181.68	3,964.39	201.19
2015-16	203.66	243.09	112.67	307.85	57.34	689.93	182.42	3,767.50	223.68
2016-17	205.68	245.54	178.92	212.90	52.17	475.61	187.22	3,305.45	235.51
2017-18	220.55	265.35	365.63	232.04	80.27	404.57	198.35	2,394.26	258.08
2013-14 Jul-Sep	242.65	254.75	215.28	392.89	1,298.61	1,052.88	213.28	1,226.96	241.61
Oct-Dec	220.69	279.96	59.50	463.12	4.22	691.05	190.14	911.18	229.81
Jan-Mar	218.37	336.65	69.11	350.89	247.03	1,153.88	186.14	4,061.10	208.14
Apr-Jun	237.48	252.47	357.92	582.97	86.50	1,143.82	170.28	2,027.38	225.97
2014-15 Jul-Sep	201.64	189.93	90.87	389.05	361.14	952.31	183.05	4,343.64	202.72
Oct-Dec	205.65	266.45	51.38	333.54	123.62	1,240.35	187.56	3,283.23	194.18
Jan-Mar	197.74	235.44	74.56	246.63	85.83	790.96	183.40	3,932.27	205.36
Apr-Jun	176.75	205.76	184.39	89.77	134.28	910.69	172.69	4,298.43	202.50
2015-16 Jul-Sep	187.10	183.52	68.33	285.36	76.97	1,029.59	176.67	3,211.01	194.95
Oct-Dec	193.24	251.95	54.14	218.76	50.57	778.60	177.06	2,601.52	204.57
Jan-Mar	228.18	303.57	179.45	528.59	70.12	467.59	186.41	3,782.17	256.89
Apr-Jun	206.13	233.33	148.74	198.69	31.70	483.95	189.54	5,475.29	238.30
2016-17 Jul-Sep	189.72	161.56	101.01	178.53	29.85	560.84	185.85	5,242.08	217.09
Oct-Dec	204.38	230.40	60.64	229.57	66.56	535.91	190.00	3,267.99	228.32
Jan-Mar	222.94	344.66	375.12	230.59	60.11	330.08	185.81	1,406.28	261.12
Apr-Jun	206.92	267.23	75.27	217.73	48.78	482.64	183.89	5,730.94	238.65
2017-18 Jul-Sep	208.83	195.97	70.63	253.13	81.81	474.05	196.73	4,311.95	242.12
Oct-Dec	217.24	261.12	1,141.54	265.85	65.50	381.88	197.94	392.41	243.71
Jan-Mar	225.06	330.85	119.06	215.19	98.96	335.44	192.78	3,812.76	261.95
Apr-Jun	231.06	273.44	131.29	194.00	74.82	426.90	205.95	1,059.91	284.53
2018-19 Jul-Sep	219.21	187.88	49.61	165.34	106.39	442.32	203.44	3,719.04	282.43
Oct-Dec	247.15	265.90	1,220.69	256.43	93.03	771.10	207.38	777.27	334.28

\* : Provisional

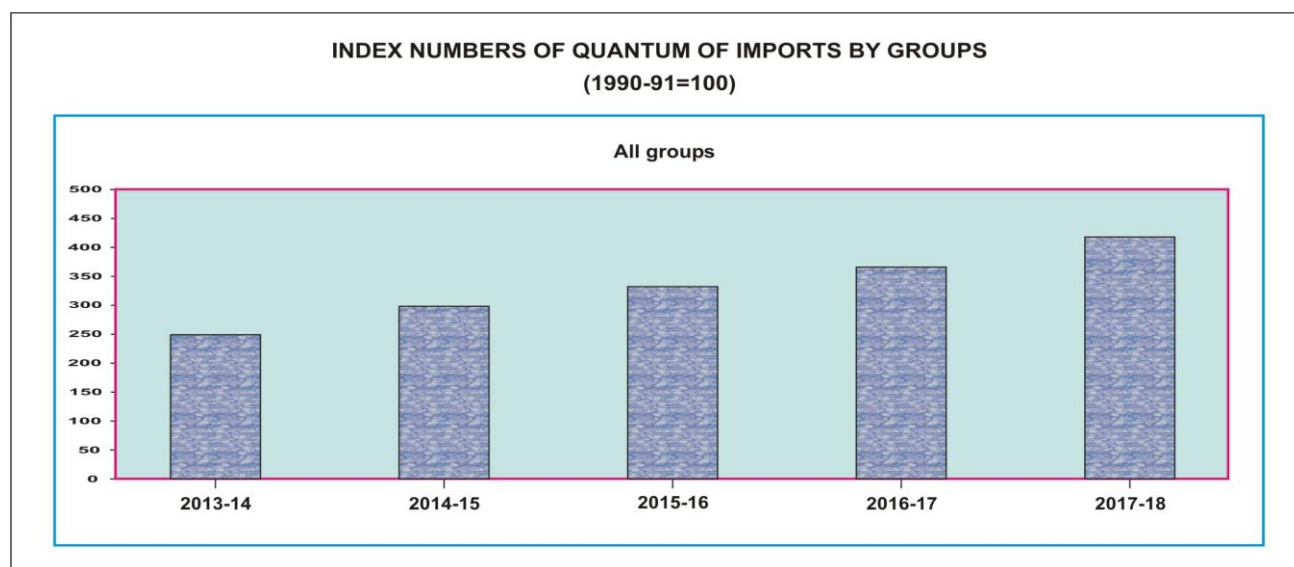


## 10.20 Index Numbers of Quantum of Imports by Groups ( 1990-91=100 )

Year/Quarter	All groups	Food and Live animals	Beverages & Tobacco	Crude materials inedible except fuels	Mineral fuels & Lubricants	Animal or Veg. oils & Fats	Chemicals	Manufactured goods	Machinery & Transport equipment	Misc. manufactured articles
2013-14	248.35	162.10	317.18	491.04	185.66	182.37	253.03	312.32	283.06	286.91
2014-15	300.36	222.61	317.90	531.02	184.42	179.33	271.01	345.01	478.50	307.93
2015-16	323.20	273.06	287.46	628.07	185.23	221.25	266.35	319.43	584.63	405.89
2016-17	363.71	273.75	288.72	624.21	216.36	204.64	282.89	364.24	650.87	403.80
2017-18	415.76	213.34	326.87	828.29	212.55	233.56	333.01	374.78	821.58	553.03
2013-14 Jul-Sep	218.67	122.34	261.56	396.94	181.66	174.34	244.11	206.78	263.81	229.50
Oct-Dec	268.58	171.23	341.53	584.51	196.34	167.22	261.77	508.73	227.47	325.11
Jan-Mar	257.81	167.02	354.12	578.98	169.03	175.06	258.75	280.99	321.79	278.09
Apr-Jun	252.54	187.81	311.51	403.73	195.60	212.84	247.49	252.77	319.16	305.94
2014-15 Jul-Sep	302.79	322.99	416.31	354.13	197.38	189.47	275.38	273.72	521.40	302.25
Oct-Dec	304.19	229.82	369.89	685.69	186.84	167.77	270.55	274.76	470.31	296.49
Jan-Mar	294.10	174.63	205.90	595.97	144.66	163.79	258.24	482.00	428.76	371.67
Apr-Jun	306.91	162.98	279.49	488.27	208.80	196.30	279.88	349.54	493.54	261.29
2015-16 Jul-Sep	297.23	292.22	311.01	375.83	171.95	212.82	245.87	284.84	513.14	407.12
Oct-Dec	361.08	311.72	251.34	598.92	173.34	224.04	302.20	347.62	635.68	489.68
Jan-Mar	311.29	245.24	298.83	876.98	162.37	223.11	229.82	310.33	469.95	357.26
Apr-Jun	382.54	243.07	288.66	660.54	233.27	225.04	287.52	334.92	719.73	369.48
2016-17 Jul-Sep	324.26	222.22	243.38	417.44	204.18	192.07	272.18	374.67	545.17	392.47
Oct-Dec	352.36	286.10	379.05	576.31	213.16	204.04	300.94	367.29	589.25	403.18
Jan-Mar	414.50	312.94	243.74	878.87	201.43	217.82	275.54	350.76	818.18	415.75
Apr-Jun	397.06	258.83	457.87	824.50	246.65	220.58	302.79	383.76	668.15	346.10
2017-18 Jul-Sep	365.92	224.57	320.56	530.50	207.04	242.68	312.75	376.46	680.17	442.11
Oct-Dec	372.07	218.61	238.51	598.41	232.48	232.29	341.87	334.21	652.45	505.88
Jan-Mar	402.37	220.53	330.98	1,051.77	192.19	227.20	324.37	364.80	726.09	602.77
Apr-Jun	522.69	189.66	417.42	1,132.47	218.48	232.05	353.04	423.65	1,227.62	661.35
2018-19 Jul-Sep	369.94	252.15	385.19	530.15	172.48	236.82	356.87	312.57	738.08	395.82
Oct-Dec	400.29	251.91	718.44	596.10	185.18	231.46	386.79	298.05	844.33	462.74

\* : Provisional

Note: Trade Indices of Imports and Terms of Trade From Jul-Sep, 2014 to Apr-Jun, 2017 has been revised



### 10.21 Trade in Services (Summary) August, 2018

Rs. In Million

Dollars in Thousands

Description	* August, 2018		** July, 2018		% Change in August, 2018 over July, 2018	
	Rs	\$	Rs	\$	Rs	\$
	<b>Export of Services (TOTAL)</b>	<b>55,956.24</b>	<b>452,027.00</b>	<b>50,515.62</b>	<b>406,226.00</b>	<b>10.77</b>
1. Manufacturing services on physical inputs owned by others	0.00	0.00	0.00	0.00	0.00	0.00
2. Maintenance and repair services n.i.e.	33.42	270.00	24.87	200.00	34.38	35.00
3. Transport	8,541.48	69,000.00	8,456.03	68,000.00	1.01	1.47
4. Travel	4,488.61	36,260.00	4,228.03	34,000.00	6.16	6.65
5. Construction services	344.14	2,780.00	896.59	7,210.00	-61.62	-61.44
6. Insurance and Pension services	247.58	2,000.00	824.96	6,634.00	-69.99	-69.85
7. Financial services	1,609.26	13,000.00	554.62	4,460.00	190.16	191.48
8. Charges for the use of intellectual services	0.00	0.00	49.74	400.00	-100.00	-100.00
9. Telecommunication, Computer and information services	11,639.94	94,030.00	10,077.61	81,040.00	15.50	16.03
10. Other business services	14,084.41	113,777.00	14,159.14	113,862.00	-0.53	-0.07
11. Personal, cultural, and recreational services	147.31	1,190.00	72.13	580.00	104.23	105.17
12. Government services, n.i.e.	14,820.09	119,720.00	11,171.90	89,840.00	32.66	33.26
<b>Import of Services (TOTAL)</b>	<b>88,523.81</b>	<b>715,115.00</b>	<b>112,523.76</b>	<b>904,871.00</b>	<b>-21.33</b>	<b>-20.97</b>
1. Manufacturing services on physical inputs owned by others	0.00	0.00	0.00	0.00	0.00	0.00
2. Maintenance and repair services n.i.e.	747.69	6,040.00	751.09	6,040.00	-0.45	0.00
3. Transport	34,661.20	280,001.00	41,963.18	337,451.00	-17.40	-17.02
4. Travel	11,760.02	95,000.00	27,959.61	224,840.00	-57.94	-57.75
5. Construction services	23.52	190.00	17.41	140.00	35.09	35.71
6. Insurance and Pension services	4,456.42	36,000.00	2,643.75	21,260.00	68.56	69.33
7. Financial services	1,119.06	9,040.00	1,182.60	9,510.00	-5.37	-4.94
8. Charges for the use of intellectual services	2,308.68	18,650.00	1,374.11	11,050.00	68.01	68.78
9. Telecommunication, Computer and information services	3,837.48	31,000.00	6,088.33	48,960.00	-36.97	-36.68
10. Other business services	27,605.08	223,000.00	21,717.08	174,640.00	27.11	27.69
11. Personal, cultural, and recreational services	24.02	194.00	12.44	100.00	93.09	94.00
12. Government services, n.i.e.	1,980.64	16,000.00	8,814.16	70,880.00	-77.53	-77.43

Description	* July - August 2018		** July - August 2017		% Change in July - August, 2018 over July - August, 2017	
	Rs	\$	Rs	\$	Rs	\$
	<b>Export of Services (TOTAL)</b>	<b>106,484.73</b>	<b>858,253.00</b>	<b>88,307.06</b>	<b>838,095.00</b>	<b>20.58</b>
1. Manufacturing services on physical inputs owned by others	0.00	0.00	0.00	0.00	0.00	0.00
2. Maintenance and repair services n.i.e.	58.31	470.00	135.92	1,290.00	-57.10	-63.57
3. Transport	16,997.79	137,000.00	16,511.97	156,710.00	2.94	-12.58
4. Travel	8,717.27	70,260.00	6,128.11	58,160.00	42.25	20.80
5. Construction services	1,239.47	9,990.00	1,404.53	13,330.00	-11.75	-25.06
6. Insurance and Pension services	1,071.23	8,634.00	595.32	5,650.00	79.94	52.81
7. Financial services	2,166.29	17,460.00	1,532.03	14,540.00	41.40	20.08
8. Charges for the use of intellectual services	49.63	400.00	127.49	1,210.00	-61.07	-66.94
9. Telecommunication, Computer and information services	21,721.20	175,070.00	18,544.48	176,000.00	17.13	-0.53
10. Other business services	28,243.51	227,639.00	24,166.22	229,354.00	16.87	-0.75
11. Personal, cultural, and recreational services	219.61	1,770.00	346.76	3,291.00	-36.67	-46.22
12. Government services, n.i.e.	26,000.42	209,560.00	18,814.23	178,560.00	38.20	17.36
<b>Import of Services (TOTAL)</b>	<b>200,994.04</b>	<b>1,619,986.00</b>	<b>186,856.47</b>	<b>1,773,396.00</b>	<b>7.57</b>	<b>-8.65</b>
1. Manufacturing services on physical inputs owned by others	0.00	0.00	0.00	0.00	0.00	0.00
2. Maintenance and repair services n.i.e.	1,498.78	12,080.00	676.45	6,420.00	121.57	88.16
3. Transport	76,608.19	617,452.00	70,651.49	670,531.00	8.43	-7.92
4. Travel	39,683.02	319,840.00	48,488.59	460,190.00	-18.16	-30.50
5. Construction services	40.94	330.00	147.51	1,400.00	-72.25	-76.43
6. Insurance and Pension services	7,104.33	57,260.00	4,445.41	42,190.00	59.81	35.72
7. Financial services	2,301.53	18,550.00	2,143.15	20,340.00	7.39	-8.80
8. Charges for the use of intellectual services	3,684.92	29,700.00	4,811.03	45,660.00	-23.41	-34.95
9. Telecommunication, Computer and information services	9,920.74	79,960.00	7,821.37	74,230.00	26.84	7.72
10. Other business services	49,335.78	397,640.00	37,689.59	357,700.00	30.90	11.17
11. Personal, cultural, and recreational services	36.48	294.00	175.43	1,665.00	-79.21	-82.34
12. Government services, n.i.e.	10,779.33	86,880.00	9,806.45	93,070.00	9.92	-6.65

\* Provisional figures based on figures provided by the State Bank of Pakistan.

\*\* Revised by SBP

Note:- SBP has switched over from BPM-5 to BPM 6th addition from July, 2014.

Note:- Dollar value is converted into Rupees on monthly average exchange rate provided by SBP.

August, 2018 (1\$=Rs.123.789583), July, 2018 (1\$=Rs. 124.353414) and August, 2017 (1\$=Rs. 105.307931) respectively.

## 10.22 Export of Services by Sectors (Detail) ( Monthly )

Description	Rs. in Millions Dollars in Thousands									
	* August, 2018		** July, 2018		** August, 2017		% Change in August, 2018 over			
	Rs	\$	Rs	\$	Rs	\$	Rs	\$	Rs	\$
<b>Services</b>	<b>55,956.24</b>	<b>452,027.00</b>	<b>50,515.62</b>	<b>406,226.00</b>	<b>44,983.31</b>	<b>427,160.00</b>	10.77	11.27	24.39	5.82
1.Manufacturing services on physical inputs owned by others	0.00	0.00	0.00	0.00	0.00	0.00	0.00	0.00	0.00	0.00
1.1 Goods for processing in reporting economy	0.00	0.00	0.00	0.00	0.00	0.00	0.00	0.00	0.00	0.00
1.2 Goods for processing abroad	0.00	0.00	0.00	0.00	0.00	0.00	0.00	0.00	0.00	0.00
2.Maintenance and repair services n.i.e.	33.42	270.00	24.87	200.00	109.52	1,040.00	34.38	35.00	-69.49	-74.04
3. Transport	8,541.48	69,000.00	8,456.03	68,000.00	8,061.32	76,550.00	1.01	1.47	5.96	-9.86
3.1 Sea transport	293.38	2,370.00	501.15	4,030.00	80.03	760.00	-41.46	-41.19	266.59	211.84
3.1.1 Passenger	0.00	0.00	0.00	0.00	0.00	0.00	0.00	0.00	0.00	0.00
3.1.2 Freight	163.40	1,320.00	164.15	1,320.00	0.00	0.00	-0.46	0.00	0.00	0.00
3.1.3 Other	129.98	1,050.00	337.00	2,710.00	80.03	760.00	-61.43	-61.25	62.41	38.16
3.2 Air transport	7,549.93	60,990.00	7,534.57	60,590.00	7,224.13	68,600.00	0.20	0.66	4.51	-11.09
3.1.1 Passenger	4,331.40	34,990.00	4,346.15	34,950.00	4,793.62	45,520.00	-0.34	0.11	-9.64	-23.13
3.1.2 Freight	18.57	150.00	18.65	150.00	164.28	1,560.00	-0.43	0.00	-88.70	-90.38
3.1.3 Other	3,199.96	25,850.00	3,169.77	25,490.00	2,266.23	21,520.00	0.95	1.41	41.20	20.12
3.3 Road transport	698.17	5,640.00	419.07	3,370.00	688.71	6,540.00	66.60	67.36	1.37	-13.76
3.3.1 Passenger	0.00	0.00	0.00	0.00	0.00	0.00	0.00	0.00	0.00	0.00
3.3.2 Freight	698.17	5,640.00	419.07	3,370.00	688.71	6,540.00	66.60	67.36	1.37	-13.76
3.3.3 Other	0.00	0.00	0.00	0.00	0.00	0.00	0.00	0.00	0.00	0.00
3.4 Rail transport	0.00	0.00	1.24	10.00	0.00	0.00	-100.00	-100.00	0.00	0.00
3.4.1 Passenger	0.00	0.00	0.00	0.00	0.00	0.00	0.00	0.00	0.00	0.00
3.4.2 Freight	0.00	0.00	0.00	0.00	0.00	0.00	0.00	0.00	0.00	0.00
3.4.3 Other	0.00	0.00	1.24	10.00	0.00	0.00	-100.00	-100.00	0.00	0.00
3.5 Postal and courier services	0.00	0.00	0.00	0.00	68.45	650.00	0.00	0.00	-100.00	-100.00
3.6 Electricity transmission	0.00	0.00	0.00	0.00	0.00	0.00	0.00	0.00	0.00	0.00
3.7 Other supporting and auxiliary transport service	0.00	0.00	0.00	0.00	0.00	0.00	0.00	0.00	0.00	0.00
4. Travel	4,488.61	36,260.00	4,228.03	34,000.00	3,165.55	30,060.00	6.16	6.65	41.80	20.63
4.1 Business	96.56	780.00	37.31	300.00	31.59	300.00	158.80	160.00	205.67	160.00
4.1.1 Acquisition of goods and services by border, seasonal, and other short-term workers	0.00	0.00	0.00	0.00	0.00	0.00	0.00	0.00	0.00	0.00
4.1.2 Other	96.56	780.00	37.31	300.00	31.59	300.00	158.80	160.00	205.67	160.00
4.2 Personal	4,392.05	35,480.00	4,190.72	33,700.00	3,133.96	29,760.00	4.80	5.28	40.14	19.22
4.2.1 Health-related expenditure	106.46	860.00	27.36	220.00	24.22	230.00	289.11	290.91	339.55	273.91
4.2.2 Education-related expenditure	70.56	570.00	73.37	590.00	86.35	820.00	-3.83	-3.39	-18.29	-30.49
4.2.3 Other	4,215.03	34,050.00	4,089.99	32,890.00	3,023.39	28,710.00	3.06	3.53	39.41	18.60
4.2.3.1 Religious travel	0.37	3.00	22.51	181.00	4.74	45.00	-98.36	-98.34	-92.19	-93.33
4.2.3.2 Other	4,214.66	34,047.00	4,067.48	32,709.00	3,018.65	28,665.00	3.62	4.09	39.62	18.78
5.Construction services	344.14	2,780.00	896.59	7,210.00	683.45	6,490.00	-61.62	-61.44	-49.65	-57.16
5.1 Construction abroad	344.14	2,780.00	896.59	7,210.00	683.45	6,490.00	-61.62	-61.44	-49.65	-57.16
5.2 Construction in the compiling economy	0.00	0.00	0.00	0.00	0.00	0.00	0.00	0.00	0.00	0.00
6. Insurance and Pension services	247.58	2,000.00	824.96	6,634.00	395.96	3,760.00	-69.99	-69.85	-37.47	-46.81
6.1 Direct Insurance	150.53	1,216.00	415.34	3,340.00	104.57	993.00	-63.76	-63.59	43.95	22.46
6.1.1 Life insurance	3.22	26.00	0.00	0.00	16.11	153.00	0.00	0.00	-80.01	-83.01
6.1.2 Freight insurance	0.00	0.00	0.00	0.00	0.00	0.00	0.00	0.00	0.00	0.00
6.1.3 Other direct insurance	147.31	1,190.00	415.34	3,340.00	88.46	840.00	-64.53	-64.37	66.53	41.67
6.2 Reinsurance	77.12	623.00	381.27	3,066.00	260.43	2,473.00	-79.77	-79.68	-70.39	-74.81
6.3 Auxiliary insurance services	19.93	161.00	28.35	228.00	30.96	294.00	-29.70	-29.39	-35.63	-45.24
6.4 Pension and standardized guarantee services	0.00	0.00	0.00	0.00	0.00	0.00	0.00	0.00	0.00	0.00

Contd.

## 10.22 Export of Services by Sectors (Detail) ( Monthly )

Description	Rs. in Millions Dollars in Thousands									
	* August, 2018		** July, 2018		** August, 2017		% Change in August, 2018 over			
	Rs	\$	Rs	\$	Rs	\$	July, 2018		August, 2017	
						Rs	\$	Rs	\$	
7. Financial services	1,609.26	13,000.00	554.62	4,460.00	722.41	6,860.00	190.16	191.48	122.76	89.50
7.1 Explicitly charged and other financial services	1609.26	13000.00	554.62	4460.00	722.41	6860.00	190.16	191.48	122.76	89.50
7.2 Financial intermediation service charges indirectly measured (FISIM)	0.00	0.00	0.00	0.00	0.00	0.00	0.00	0.00	0.00	0.00
8. Charges for the use of intellectual services	0.00	0.00	49.74	400.00	49.49	470.00	-100.00	-100.00	-100.00	-100.00
9. Telecommunication, Computer and information services	11,639.94	94,030.00	10,077.61	81,040.00	9,403.99	89,300.00	15.50	16.03	23.78	5.30
9.1 Telecommunications services	3,073.70	24,830.00	2,855.16	22,960.00	3,289.82	31,240.00	7.65	8.14	-6.57	-20.52
9.1.1 Call centres	835.46	6749.00	1043.70	8393.00	777.70	7385.00	-19.95	-19.59	7.43	-8.61
9.1.2 Telecommunication services	2238.24	18081.00	1811.46	14567.00	2512.12	23855.00	23.56	24.12	-10.90	-24.20
9.2 Computer services	8,553.86	69,100.00	7,208.77	57,970.00	6,108.91	58,010.00	18.66	19.20	40.02	19.12
9.2.1 Hardware consultancy services	27.36	221.00	23.25	187.00	32.22	306.00	17.68	18.18	-15.08	-27.78
9.2.2 Software consultancy services	3652.29	29504.00	3358.79	27010.00	2584.26	24540.00	8.74	9.23	41.33	20.23
9.2.3 Maintenance & repairs of computer	56.20	454.00	57.08	459.00	11.37	108.00	-1.54	-1.09	394.28	320.37
9.2.4 Export / Import of Computer Software	3399.51	27462.00	2542.78	20448.00	2627.01	24946.00	33.69	34.30	29.41	10.09
9.2.5 Other Computer services	1418.50	11459.00	1226.87	9866.00	854.05	8110.00	15.62	16.15	66.09	41.29
9.3 Information services	12.38	100.00	13.68	110.00	5.26	50.00	-9.50	-9.09	135.36	100.00
9.3.1 News agency services	3.34	27.00	8.33	67.00	2.21	21.00	-59.90	-59.70	51.13	28.57
9.3.2 Other information services	9.04	73.00	5.35	43.00	3.05	29.00	68.97	69.77	196.39	151.72
10. Other business services	14,084.41	113,777.00	14,159.14	113,862.00	12,761.63	121,184.00	-0.53	-0.07	10.37	-6.11
10.1 Research and development services	116.36	940.00	108.19	870.00	150.59	1430.00	7.55	8.05	-22.73	-34.27
10.2 Professional and management consulting services	3941.47	31840.00	3428.43	27570.00	2208.31	20970.00	14.96	15.49	78.48	51.84
10.2.1 Legal, accounting, management consulting, and public relations	3,198.73	25,840.00	2,509.46	20,180.00	1,484.84	14,100.00	27.47	28.05	115.43	83.26
10.2.1.1 Legal services	220.35	1780.00	258.66	2080.00	120.05	1140.00	-14.81	-14.42	83.55	56.14
10.2.1.2 Accounting, auditing, bookkeeping, and tax consulting services	1542.42	12460.00	294.72	2370.00	423.34	4020.00	423.35	425.74	264.35	209.95
10.2.1.3 Business and management consulting and public relations services	1435.96	11600.00	1956.08	15730.00	941.45	8940.00	-26.59	-26.26	52.53	29.75
10.2.2 Advertising, market research, and public opinion polling	742.74	6000.00	918.97	7390.00	723.47	6870.00	-19.18	-18.81	2.66	-12.66
10.3 Technical, trade-related and other business services	10,026.58	80,997.00	10,622.52	85,422.00	10,402.73	98,784.00	-5.61	-5.18	-3.62	-18.01
10.3.1 Architectural, engineering, scientific and other technical services	995.27	8040.00	927.68	7460.00	1058.34	10050.00	7.29	7.77	-5.96	-20.00
10.3.2 Waste treatment and de-pollution, agricultural and mining services	16.09	130.00	6.22	50.00	71.61	680.00	158.68	160.00	-77.53	-80.88
10.3.3 Operating leasing services	0.00	0.00	0.00	0.00	1.05	10.00	0.00	0.00	-100.00	-100.00
10.3.4 Trade-related services	46.54	376.00	38.05	306.00	80.56	765.00	22.31	22.88	-42.23	-50.85
10.3.5 Other business services n.i.e.	8968.68	72451.00	9650.57	77606.00	9191.17	87279.00	-7.07	-6.64	-2.42	-16.99
11. Personal, cultural, and recreational services	147.31	1,190.00	72.13	580.00	93.30	886.00	104.23	105.17	57.89	34.31
11.1 Audiovisual and related services	115.12	930.00	54.72	440.00	81.72	776.00	110.38	111.36	40.87	19.85
11.1.1 Audiovisual services	60.41	488.00	54.47	438.00	81.61	775.00	10.91	11.42	-25.98	-37.03
11.1.2 Artistic related services	54.71	442.00	0.25	2.00	0.11	1.00	21784.00	22000.00	49636.36	44100.00
11.2 Other personal, cultural, and recreational services	32.19	260.00	17.41	140.00	11.58	110.00	84.89	85.71	177.98	136.36
12. Government services, n.i.e.	14,820.09	119,720.00	11,171.90	89,840.00	9,536.69	90,560.00	32.66	33.26	55.40	32.20
12.1 Embassies and consulates	2641.67	21340.00	2857.64	22980.00	3081.31	29260.00	-7.56	-7.14	-14.27	-27.07
12.2 Military units and agencies	4123.43	33310.00	937.62	7540.00	56.87	540.00	339.78	341.78	7150.62	6068.52
12.3 Other	8054.99	65070.00	7376.64	59320.00	6398.51	60760.00	9.20	9.69	25.89	7.09

\* Provisional \*\* Revised

Note: 1. The data are presented as per BPM6(EBOPS 2010) classification aligned with IMTS 2010 classification

### 10.23 Export of Services by Sector (Detail) ( Cumulative)

Description	Rs. in Millions Dollars in Thousands					
	* July - August, 2018		** July - August, 2017		% Change in July - August, 2018 over July - August, 2017	
	Rs	\$	Rs	\$	Rs	\$
<b>Services</b>	<b>106,484.73</b>	<b>858,253.00</b>	<b>88,307.06</b>	<b>838,095.00</b>	<b>20.58</b>	<b>2.41</b>
1.Manufacturing services on physical inputs owned by others	0.00	0.00	0.00	0.00	0.00	0.00
1.1 Goods for processing in reporting economy	0.00	0.00	0.00	0.00	0.00	0.00
1.2 Goods for processing abroad	0.00	0.00	0.00	0.00	0.00	0.00
2.Maintenance and repair services n.i.e.	58.31	470.00	135.92	1,290.00	-57.10	-63.57
3. Transport	16,997.79	137,000.00	16,511.97	156,710.00	2.94	-12.58
3.1 Sea transport	794.06	6,400.00	376.16	3,570.00	111.10	79.27
3.1.1 Passenger	0.00	0.00	0.00	0.00	0.00	0.00
3.1.2 Freight	327.55	2,640.00	28.45	270.00	1051.32	877.78
3.1.3 Other	466.51	3,760.00	347.71	3,300.00	34.17	13.94
3.2 Air transport	15,084.61	121,580.00	14,754.46	140,030.00	2.24	-13.18
3.1.1 Passenger	8,677.56	69,940.00	9,566.22	90,790.00	-9.29	-22.97
3.1.2 Freight	37.22	300.00	328.74	3,120.00	-88.68	-90.38
3.1.3 Other	6,369.83	51,340.00	4,859.50	46,120.00	31.08	11.32
3.3 Road transport	1,117.88	9,010.00	1,291.79	12,260.00	-13.46	-26.51
3.3.1 Passenger	0.00	0.00	0.00	0.00	0.00	0.00
3.3.2 Freight	1,117.88	9,010.00	1,291.79	12,260.00	-13.46	-26.51
3.3.3 Other	0.00	0.00	0.00	0.00	0.00	0.00
3.4 Rail transport	1.24	10.00	0.00	0.00	0.00	0.00
3.4.1 Passenger	0.00	0.00	0.00	0.00	0.00	0.00
3.4.2 Freight	0.00	0.00	0.00	0.00	0.00	0.00
3.4.3 Other	1.24	10.00	0.00	0.00	0.00	0.00
3.5 Postal and courier services	0.00	0.00	89.56	850.00	-100.00	-100.00
3.6 Electricity transmission	0.00	0.00	0.00	0.00	0.00	0.00
3.7 Other supporting and auxiliary transport service	0.00	0.00	0.00	0.00	0.00	0.00
4. Travel	8,717.27	70,260.00	6,128.11	58,160.00	42.25	20.80
4.1 Business	134.00	1,080.00	52.68	500.00	154.37	116.00
4.1.1 Acquisition of goods and services by border, seasonal, and other short-term workers	0.00	0.00	0.00	0.00	0.00	0.00
4.1.2 Other	134.00	1,080.00	52.68	500.00	154.37	116.00
4.2 Personal	8,583.27	69,180.00	6,075.43	57,660.00	41.28	19.98
4.2.1 Health-related expenditure	134.00	1,080.00	35.82	340.00	274.09	217.65
4.2.2 Education-related expenditure	143.92	1,160.00	126.44	1,200.00	13.82	-3.33
4.2.3 Other	8,305.35	66,940.00	5,913.17	56,120.00	40.46	19.28
4.2.3.1 Religious travel	22.83	184.00	10.54	100.00	116.60	84.00
4.2.3.2 Other	8,282.52	66,756.00	5,902.63	56,020.00	40.32	19.16
5.Construction services	1,239.47	9,990.00	1,404.53	13,330.00	-11.75	-25.06
5.1 Construction abroad	1,239.47	9,990.00	1,404.53	13,330.00	-11.75	-25.06
5.2 Construction in the compiling economy	0.00	0.00	0.00	0.00	0.00	0.00
6. Insurance and Pension services	1,071.23	8,634.00	595.32	5,650.00	79.94	52.81
6.1 Direct Insurance	565.27	4,556.00	273.74	2,598.00	106.50	75.37
6.1.1 Life insurance	3.23	26.00	17.70	168.00	-81.75	-84.52
6.1.2 Freight insurance	0.00	0.00	0.00	0.00	0.00	0.00
6.1.3 Other direct insurance	562.04	4,530.00	256.04	2,430.00	119.51	86.42
6.2 Reinsurance	457.70	3,689.00	260.89	2,476.00	75.44	48.99
6.3 Auxiliary insurance services	48.26	389.00	60.69	576.00	-20.48	-32.47
6.4 Pension and standardized guarantee services	0.00	0.00	0.00	0.00	0.00	0.00

Contd.



### 10.23 Export of Services by Sector (Detail) ( Cumulative)

Description	Rs. in Millions Dollars in Thousands					
	* July - August, 2018		** July - August, 2017		% Change in July - August, 2018 over July - August, 2017	
	Rs	\$	Rs	\$	Rs	\$
<b>7. Financial services</b>	2,166.29	17,460.00	1,532.03	14,540.00	41.40	20.08
7.1 Explicitly charged and other financial services	2,166.29	17,460.00	1,532.03	14,540.00	41.40	20.08
7.2 Financial intermediation service charges indirectly measured (FISIM)	0.00	0.00	0.00	0.00	0.00	0.00
<b>8. Charges for the use of intellectual services</b>	49.63	400.00	127.49	1,210.00	-61.07	-66.94
<b>9. Telecommunication, Computer and information services</b>	21,721.20	175,070.00	18,544.48	176,000.00	17.13	-0.53
9.1 Telecommunications services	5,929.38	47,790.00	6,747.66	64,040.00	-12.13	-25.37
9.1.1 Call centres	1,878.69	15,142.00	1,595.35	15,141.00	17.76	0.01
9.1.2 Telecommunication services	4,050.69	32,648.00	5,152.31	48,899.00	-21.38	-33.23
9.2 Computer services	15,765.77	127,070.00	11,754.68	111,560.00	34.12	13.90
9.2.1 Hardware consultancy services	50.62	408.00	77.13	732.00	-34.37	-44.26
9.2.2 Software consultancy services	7,011.78	56,514.00	5,728.04	54,363.00	22.41	3.96
9.2.3 Maintenance & repairs of computer	113.28	913.00	39.93	379.00	183.70	140.90
9.2.4 Export / Import of Computer Software	5,944.27	47,910.00	4,295.37	40,766.00	38.39	17.52
9.2.5 Other Computer services	2,645.82	21,325.00	1,614.21	15,320.00	63.91	39.20
9.3 Information services	26.05	210.00	42.14	400.00	-38.18	-47.50
9.3.1 News agency services	11.66	94.00	10.64	101.00	9.59	-6.93
9.3.2 Other information services	14.39	116.00	31.50	299.00	-54.32	-61.20
<b>10. Other business services</b>	28,243.51	227,639.00	24,166.22	229,354.00	16.87	-0.75
10.1 Research and development services	224.57	1,810.00	221.27	2,100.00	1.49	-13.81
10.2 Professional and management consulting services	7371.09	59410.00	4159.88	39480.00	77.19	50.48
10.2.1 Legal, accounting, management consulting, and public relations	5,709.77	46,020.00	2,725.84	25,870.00	109.47	77.89
10.2.1.1 Legal services	478.92	3,860.00	306.62	2,910.00	56.19	32.65
10.2.1.2 Accounting, auditing, bookkeeping, and tax consulting services	1,839.98	14,830.00	559.50	5,310.00	228.86	179.28
10.2.1.3 Business and management consulting and public relations services	3,390.87	27,330.00	1,859.72	17,650.00	82.33	54.84
10.2.2 Advertising, market research, and public opinion polling	1,661.32	13,390.00	1,434.04	13,610.00	15.85	-1.62
10.3 Technical, trade-related and other business services	20,647.86	166,419.00	19,785.08	187,774.00	4.36	-11.37
10.3.1 Architectural, engineering, scientific and other technical services	1,923.11	15,500.00	1,568.91	14,890.00	22.58	4.10
10.3.2 Waste treatment and de-pollution, agricultural and mining services	22.33	180.00	76.92	730.00	-70.97	-75.34
10.3.3 Operating leasing services	0.00	0.00	1.05	10.00	-100.00	-100.00
10.3.4 Trade-related services	84.62	682.00	94.30	895.00	-10.27	-23.80
10.3.5 Other business services n.i.e.	18,617.80	150,057.00	18,043.90	171,249.00	3.18	-12.37
<b>11. Personal, cultural, and recreational services</b>	219.61	1,770.00	346.76	3,291.00	-36.67	-46.22
11.1 Audiovisual and related services	169.98	1,370.00	318.31	3,021.00	-46.60	-54.65
11.1.1 Audiovisual services	114.89	926.00	317.89	3,017.00	-63.86	-69.31
11.1.2 Artistic related services	55.09	444.00	0.42	4.00	13016.67	11000.00
11.2 Other personal, cultural, and recreational services	49.63	400.00	28.45	270.00	74.45	48.15
<b>12. Government services, n.i.e.</b>	26,000.42	209,560.00	18,814.23	178,560.00	38.20	17.36
12.1 Embassies and consulates	5,498.85	44,320.00	6,732.92	63,900.00	-18.33	-30.64
12.2 Military units and agencies	5,068.32	40,850.00	924.06	8,770.00	448.48	365.79
12.3 Other	15,433.25	124,390.00	11,157.25	105,890.00	38.32	17.47

\* Provisional \*\* Revised

Note: 1. The data are presented as per BPM6(EBOPS 2010) classification aligned with IMTS 2010 classification

### 10.24 Import of Services by Sectors (Detail) ( Monthly )

Description	Rs. in Millions Dollars in Thousands									
	* August, 2018		** July, 2018		** August, 2017		% Change in August, 2018 over			
	Rs	\$	Rs	\$	Rs	\$	July, 2018		August, 2017	
	Rs	\$	Rs	\$	Rs	\$	Rs	\$	Rs	\$
<b>Services</b>	<b>88,523.81</b>	<b>715,115.00</b>	<b>112,523.76</b>	<b>904,871.00</b>	<b>92,990.15</b>	<b>883,031.00</b>	<b>-21.33</b>	<b>-20.97</b>	<b>-4.80</b>	<b>-19.02</b>
1.Manufacturing services on physical inputs owned by others	0.00	0.00	0.00	0.00	0.00	0.00	0.00	0.00	0.00	0.00
1.1 Goods for processing in reporting economy	0.00	0.00	0.00	0.00	0.00	0.00	0.00	0.00	0.00	0.00
1.2 Goods for processing abroad	0.00	0.00	0.00	0.00	0.00	0.00	0.00	0.00	0.00	0.00
2.Maintenance and repair services n.i.e.	747.69	6,040.00	751.09	6,040.00	311.71	2,960.00	-0.45	0.00	139.87	104.05
3. Transport	34,661.20	280,001.00	41,963.18	337,451.00	33,692.31	319,941.00	-17.40	-17.02	2.88	-12.48
3.1 Sea transport	18,393.89	148,590.00	25,049.75	201,440.00	21,670.26	205,780.00	-26.57	-26.24	-15.12	-27.79
3.1.1 Passenger	0.00	0.00	0.00	0.00	0.00	0.00	0.00	0.00	0.00	0.00
3.1.2 Freight	16,559.33	133,770.00	23,159.58	186,240.00	19,493.55	185,110.00	-28.50	-28.17	-15.05	-27.73
3.1.3 Other	1,834.56	14,820.00	1,890.17	15,200.00	2,176.71	20,670.00	-2.94	-2.50	-15.72	-28.30
3.2 Air transport	16,097.59	130,040.00	16,491.75	132,620.00	11,667.06	110,790.00	-2.39	-1.95	37.97	17.38
3.2.1 Passenger	13,464.59	108,770.00	13,525.92	108,770.00	8,933.27	84,830.00	-0.45	0.00	50.72	28.22
3.2.2 Freight	1,668.68	13,480.00	2,072.97	16,670.00	2,099.84	19,940.00	-19.50	-19.14	-20.53	-32.40
3.2.3 Other	964.32	7,790.00	892.86	7,180.00	633.95	6,020.00	8.00	8.50	52.11	29.40
3.3 Road transport	33.05	267.00	65.53	527.00	170.49	1,619.00	-49.57	-49.34	-80.61	-83.51
3.3.1 Passenger	0.00	0.00	0.00	0.00	0.00	0.00	0.00	0.00	0.00	0.00
3.3.2 Freight	33.05	267.00	65.53	527.00	170.49	1,619.00	-49.57	-49.34	-80.61	-83.51
3.3.3 Other	0.00	0.00	0.00	0.00	0.00	0.00	0.00	0.00	0.00	0.00
3.4 Rail transport	17.83	144.00	35.32	284.00	91.83	872.00	-49.52	-49.30	-80.58	-83.49
3.4.1 Passenger	17.83	144.00	35.32	284.00	91.83	872.00	-49.52	-49.30	-80.58	-83.49
3.4.2 Freight	0.00	0.00	0.00	0.00	0.00	0.00	0.00	0.00	0.00	0.00
3.4.3 Other	0.00	0.00	0.00	0.00	0.00	0.00	0.00	0.00	0.00	0.00
3.5 Postal and courier services	118.84	960.00	320.83	2,580.00	92.67	880.00	-62.96	-62.79	28.24	9.09
3.6 Electricity transmission	0.00	0.00	0.00	0.00	0.00	0.00	0.00	0.00	0.00	0.00
3.7 Other supporting and auxiliary transport service	0.00	0.00	0.00	0.00	0.00	0.00	0.00	0.00	0.00	0.00
4. Travel	11,760.02	95,000.00	27,959.61	224,840.00	24,111.31	228,960.00	-57.94	-57.75	-51.23	-58.51
4.1 Business	549.63	4,440.00	129.33	1,040.00	511.80	4,860.00	324.98	326.92	7.39	-8.64
4.1.1 Acquisition of goods and services by border, seasonal, and other short-term workers	0.00	0.00	0.00	0.00	0.00	0.00	0.00	0.00	0.00	0.00
4.1.2 Other	549.63	4,440.00	129.33	1,040.00	511.80	4,860.00	324.98	326.92	7.39	-8.64
4.2 Personal	11,210.39	90,560.00	27,830.28	223,800.00	23,599.51	224,100.00	-59.72	-59.54	-52.50	-59.59
4.2.1 Health-related expenditure	17.33	140.00	29.84	240.00	114.79	1,090.00	-41.92	-41.67	-84.90	-87.16
4.2.2 Education-related expenditure	1,219.33	9,850.00	1,183.84	9,520.00	1,106.79	10,510.00	3.00	3.47	10.17	-6.28
4.2.3 Other	9,973.73	80,570.00	26,616.60	214,040.00	22,377.93	212,500.00	-62.53	-62.36	-55.43	-62.08
4.2.3.1 Religious travel	1,914.53	15,466.00	13,807.95	111,038.00	5,843.43	55,489.00	-86.13	-86.07	-67.24	-72.13
4.2.3.2 Other	8,059.20	65,104.00	12,808.65	103,002.00	16,534.50	157,011.00	-37.08	-36.79	-51.26	-58.54
5.Construction services	23.52	190.00	17.41	140.00	145.32	1,380.00	35.09	35.71	-83.82	-86.23
5.1 Construction abroad	0.00	0.00	0.00	0.00	0.00	0.00	0.00	0.00	0.00	0.00
5.2 Construction in the compiling economy	23.52	190.00	17.41	140.00	145.32	1,380.00	35.09	35.71	-83.82	-86.23
6. Insurance and Pension services	4,456.42	36,000.00	2,643.75	21,260.00	3,197.15	30,360.00	68.56	69.33	39.39	18.58
6.1 Direct Insurance	1,130.32	9,131.00	875.94	7,044.00	573.30	5,444.00	29.04	29.63	97.16	67.73
6.1.1 Life insurance	0.00	0.00	0.00	0.00	2.53	24.00	0.00	0.00	-100.00	-100.00
6.1.2 Freight insurance	215.39	1,740.00	643.40	5,174.00	240.10	2,280.00	-66.52	-66.37	-10.29	-23.68
6.1.3 Other direct insurance	914.93	7,391.00	232.54	1,870.00	330.67	3,140.00	293.45	295.24	176.69	135.38
6.2 Reinsurance	3,295.15	26,619.00	1,708.37	13,738.00	2,516.44	23,896.00	92.88	93.76	30.94	11.40
6.3 Auxiliary insurance services	30.95	250.00	59.44	478.00	107.41	1,020.00	-47.93	-47.70	-71.19	-75.49
6.4 Pension and standardized guarantee services	0.00	0.00	0.00	0.00	0.00	0.00	0.00	0.00	0.00	0.00

Contd.

### 10.24 Import of Services by Sectors (Detail) ( Monthly )

Description	Rs. in Millions Dollars in Thousands									
	* August, 2018		** July, 2018		** August, 2017		% Change in August, 2018 over			
	Rs	\$	Rs	\$	Rs	\$	July, 2018		August, 2017	
							Rs	\$	Rs	\$
7. Financial services	1,119.06	9,040.00	1,182.60	9,510.00	1,175.24	11,160.00	-5.37	-4.94	-4.78	-19.00
7.1 Explicitly charged and other financial services	1,119.06	9,040.00	1,182.60	9,510.00	1,175.24	11,160.00	-5.37	-4.94	-4.78	-19.00
7.2 Financial intermediation service charges indirectly measured (FISIM)	0.00	0.00	0.00	0.00	0.00	0.00	0.00	0.00	0.00	0.00
8. Charges for the use of intellectual services	2,308.68	18,650.00	1,374.11	11,050.00	2,738.01	26,000.00	68.01	68.78	-15.68	-28.27
9. Telecommunication, Computer and information services	3,837.48	31,000.00	6,088.33	48,960.00	4,203.89	39,920.00	-36.97	-36.68	-8.72	-22.34
9.1 Telecommunications services	1,107.92	8,950.00	2,433.59	19,570.00	1,167.86	11,090.00	-54.47	-54.27	-5.13	-19.30
9.1.1 Call centres	0.00	0.00	1.24	10.00	0.00	0.00	-100.00	-100.00	0.00	0.00
9.1.2 Telecommunication services	1,107.92	8,950.00	2,432.35	19,560.00	1,167.86	11,090.00	-54.45	-54.24	-5.13	-19.30
9.2 Computer services	2,583.48	20,870.00	3,465.73	27,870.00	2,907.55	27,610.00	-25.46	-25.12	-11.15	-24.41
9.2.1 Hardware consultancy services	0.00	0.00	0.00	0.00	0.00	0.00	0.00	0.00	0.00	0.00
9.2.2 Software consultancy services	981.65	7,930.00	1,199.64	9,647.00	902.17	8,567.00	-18.17	-17.80	8.81	-7.44
9.2.3 Maintenance & repairs of computer	11.39	92.00	31.71	255.00	30.54	290.00	-64.08	-63.92	-62.70	-68.28
9.2.4 Export / Import of Computer Software	1,457.37	11,773.00	2,057.92	16,549.00	1,971.68	18,723.00	-29.18	-28.86	-26.08	-37.12
9.2.5 Other Computer services	133.07	1,075.00	176.46	1,419.00	3.16	30.00	-24.59	-24.24	4111.08	3483.33
9.3 Information services	146.08	1,180.00	189.01	1,520.00	128.48	1,220.00	-22.71	-22.37	13.70	-3.28
9.3.1 News agency services	141.62	1,144.00	185.78	1,494.00	76.14	723.00	-23.77	-23.43	86.00	58.23
9.3.2 Other information services	4.46	36.00	3.23	26.00	52.34	497.00	38.08	38.46	-91.48	-92.76
10. Other business services	27,605.08	223,000.00	21,717.08	174,640.00	17,041.98	161,830.00	27.11	27.69	61.98	37.80
10.1 Research and development services	33.42	270.00	8.70	70.00	17.90	170.00	284.14	285.71	86.70	58.82
10.2 Professional and management consulting services	800.91	6,470.00	838.14	6,740.00	1,850.26	17,570.00	-4.44	-4.01	-56.71	-63.18
10.2.1 Legal, accounting, management consulting, and public relations	591.71	4,780.00	669.02	5,380.00	1,439.56	13,670.00	-11.56	-11.15	-58.90	-65.03
10.2.1.1 Legal services	51.99	420.00	397.93	3,200.00	187.45	1,780.00	-86.93	-86.88	-72.26	-76.40
10.2.1.2 Accounting, auditing, bookkeeping, and tax consulting services	1.24	10.00	34.82	280.00	10.53	100.00	-96.44	-96.43	-88.22	-90.00
10.2.1.3 Business and management consulting and public relations services	538.48	4,350.00	236.27	1,900.00	1,241.58	11,790.00	127.91	128.95	-56.63	-63.10
10.2.2 Advertising, market research, and public opinion polling	209.20	1,690.00	169.12	1,360.00	410.70	3,900.00	23.70	24.26	-49.06	-56.67
10.3 Technical, trade-related and other business services	26,770.73	216,260.00	20,870.23	167,830.00	15,173.82	144,090.00	28.27	28.86	76.43	50.09
10.3.1 Architectural, engineering, scientific and other technical services	514.96	4,160.00	516.07	4,150.00	471.78	4,480.00	-0.22	0.24	9.15	-7.14
10.3.2 Waste treatment and de-pollution, agricultural and mining services	0.00	0.00	1.24	10.00	0.00	0.00	-100.00	-100.00	0.00	0.00
10.3.3 Operating leasing services	1,277.51	10,320.00	1,297.01	10,430.00	1,688.09	16,030.00	-1.50	-1.05	-24.32	-35.62
10.3.4 Trade-related services	1.36	11.00	2.98	24.00	26.43	251.00	-54.36	-54.17	-94.85	-95.62
10.3.5 Other business services n.i.e.	24,976.90	201,769.00	19,052.93	153,216.00	12,987.52	123,329.00	31.09	31.69	92.31	63.60
11. Personal, cultural, and recreational services	24.02	194.00	12.44	100.00	94.77	900.00	93.09	94.00	-74.65	-78.44
11.1 Audiovisual and related services	0.50	4.00	4.98	40.00	32.64	310.00	-89.96	-90.00	-98.47	-98.71
11.1.1 Audiovisual services	0.50	4.00	2.74	22.00	32.43	308.00	-81.75	-81.82	-98.46	-98.70
11.1.2 Artistic related services	0.00	0.00	2.24	18.00	0.21	2.00	-100.00	-100.00	-100.00	-100.00
11.2 Other personal, cultural, and recreational services	23.52	190.00	7.46	60.00	62.13	590.00	215.28	216.67	-62.14	-67.80
12. Government services, n.i.e.	1,980.64	16,000.00	8,814.16	70,880.00	6,278.46	59,620.00	-77.53	-77.43	-68.45	-73.16
12.1 Embassies and consulates	1,137.63	9,190.00	1,183.84	9,520.00	2,782.24	26,420.00	-3.90	-3.47	-59.11	-65.22
12.2 Military units and agencies	23.52	190.00	1.24	10.00	24.22	230.00	1796.77	1800.00	-2.89	-17.39
12.3 Other	819.49	6,620.00	7,629.08	61,350.00	3,472.00	32,970.00	-89.26	-89.21	-76.40	-79.92

\* Provisional \*\* Revised

Note: 1. The data are presented as per BPM6(EBOPS 2010) classification aligned with IMTS 2010 classification

### 10.25 Import of Services by Sector (Detail) (Cummulative)

Rs. in Millions  
Dollars in Thousands

Description	* July - August, 2018		** July - August, 2017		% Change in July - August, 2018 over July - August, 2017	
	Rs	\$	Rs	\$	Rs	\$
	<b>Services</b>	<b>200,994.04</b>	<b>1,619,986.00</b>	<b>186,856.47</b>	<b>1,773,396.00</b>	<b>7.57</b>
1.Manufacturing services on physical inputs owned by others	0.00	0.00	0.00	0.00	0.00	0.00
1.1 Goods for processing in reporting economy	0.00	0.00	0.00	0.00	0.00	0.00
1.2 Goods for processing abroad	0.00	0.00	0.00	0.00	0.00	0.00
2.Maintenance and repair services n.i.e.	1,498.78	12,080.00	676.45	6,420.00	121.57	88.16
3. Transport	76,608.19	617,452.00	70,651.49	670,531.00	8.43	-7.92
3.1 Sea transport	43,428.75	350,030.00	44,680.65	424,050.00	-2.80	-17.46
3.1.1 Passenger	0.00	0.00	0.00	0.00	0.00	0.00
3.1.2 Freight	39,704.12	320,010.00	40,313.21	382,600.00	-1.51	-16.36
3.1.3 Other	3,724.63	30,020.00	4,367.44	41,450.00	-14.72	-27.58
3.2 Air transport	32,588.62	262,660.00	25,246.86	239,610.00	29.08	9.62
3.1.1 Passenger	26,990.51	217,540.00	19,709.85	187,060.00	36.94	16.29
3.1.2 Freight	3,740.76	30,150.00	4,266.29	40,490.00	-12.32	-25.54
3.1.3 Other	1,857.35	14,970.00	1,270.72	12,060.00	46.17	24.13
3.3 Road transport	98.51	794.00	396.39	3,762.00	-75.15	-78.89
3.3.1 Passenger	0.00	0.00	0.00	0.00	0.00	0.00
3.3.2 Freight	98.51	794.00	322.63	3,062.00	-69.47	-74.07
3.3.3 Other	0.00	0.00	73.76	700.00	-100.00	-100.00
3.4 Rail transport	53.10	428.00	173.75	1,649.00	-69.44	-74.04
3.4.1 Passenger	53.10	428.00	173.75	1,649.00	-69.44	-74.04
3.4.2 Freight	0.00	0.00	0.00	0.00	0.00	0.00
3.4.3 Other	0.00	0.00	0.00	0.00	0.00	0.00
3.5 Postal and courier services	439.21	3,540.00	153.84	1,460.00	185.50	142.47
3.6 Electricity transmission	0.00	0.00	0.00	0.00	0.00	0.00
3.7 Other supporting and auxiliary transport service	0.00	0.00	0.00	0.00	0.00	0.00
4. Travel	39,683.02	319,840.00	48,488.59	460,190.00	-18.16	-30.50
4.1 Business	679.91	5,480.00	971.48	9,220.00	-30.01	-40.56
4.1.1 Acquisition of goods and services by border, seasonal, and other short-term workers	0.00	0.00	0.00	0.00	0.00	0.00
4.1.2 Other	679.91	5,480.00	971.48	9,220.00	-30.01	-40.56
4.2 Personal	39,003.11	314,360.00	47,517.11	450,970.00	-17.92	-30.29
4.2.1 Health-related expenditure	47.15	380.00	123.28	1,170.00	-61.75	-67.52
4.2.2 Education-related expenditure	2,403.26	19,370.00	2,266.43	21,510.00	6.04	-9.95
4.2.3 Other	36,552.70	294,610.00	45,127.40	428,290.00	-19.00	-31.21
4.2.3.1 Religious travel	15,695.54	126,504.00	13,782.56	130,806.00	13.88	-3.29
4.2.3.2 Other	20,857.16	168,106.00	31,344.84	297,484.00	-33.46	-43.49
5.Construction services	40.94	330.00	147.51	1,400.00	-72.25	-76.43
5.1 Construction abroad	0.00	0.00	0.00	0.00	0.00	0.00
5.2 Construction in the compiling economy	40.94	330.00	147.51	1,400.00	-72.25	-76.43
6. Insurance and Pension services	7,104.33	57,260.00	4,445.41	42,190.00	59.81	35.72
6.1 Direct Insurance	2,006.86	16,175.00	849.57	8,063.00	136.22	100.61
6.1.1 Life insurance	0.00	0.00	10.85	103.00	-100.00	-100.00
6.1.2 Freight insurance	857.83	6,914.00	377.21	3,580.00	127.41	93.13
6.1.3 Other direct insurance	1,149.03	9,261.00	461.51	4,380.00	148.97	111.44
6.2 Reinsurance	5,007.15	40,357.00	3,467.93	32,913.00	44.38	22.62
6.3 Auxiliary insurance services	90.32	728.00	127.91	1,214.00	-29.39	-40.03
6.4 Pension and standardized guarantee services	0.00	0.00	0.00	0.00	0.00	0.00

Contd.

### 10.25 Import of Services by Sector (Detail) (Cummulative)

Description	Rs. in Millions Dollars in Thousands					
	* July - August, 2018		** July - August, 2017		% Change in July - August, 2018 over July - August, 2017	
	Rs	\$	Rs	\$	Rs	\$
<b>7. Financial services</b>	2,301.53	18,550.00	2,143.15	20,340.00	7.39	-8.80
7.1 Explicitly charged and other financial services	2,301.53	18,550.00	2,143.15	20,340.00	7.39	-8.80
7.2 Financial intermediation service charges indirectly measured (FISIM)	0.00	0.00	0.00	0.00	0.00	0.00
<b>8. Charges for the use of intellectual services</b>	3,684.92	29,700.00	4,811.03	45,660.00	-23.41	-34.95
<b>9. Telecommunication, Computer and information services</b>	9,920.74	79,960.00	7,821.37	74,230.00	26.84	7.72
9.1 Telecommunications services	3,538.52	28,520.00	1,816.52	17,240.00	94.80	65.43
9.1.1 Call centres	1.24	10.00	0.11	1.00	1027.27	900.00
9.1.2 Telecommunication services	3,537.28	28,510.00	1,816.41	17,239.00	94.74	65.38
9.2 Computer services	6,047.23	48,740.00	5,756.18	54,630.00	5.06	-10.78
9.2.1 Hardware consultancy services	0.00	0.00	13.38	127.00	-100.00	-100.00
9.2.2 Software consultancy services	2,180.80	17,577.00	1,869.94	17,747.00	16.62	-0.96
9.2.3 Maintenance & repairs of computer	43.05	347.00	119.70	1,136.00	-64.04	-69.45
9.2.4 Export / Import of Computer Software	3,513.95	28,322.00	3,697.84	35,095.00	-4.97	-19.30
9.2.5 Other Computer services	309.43	2,494.00	55.32	525.00	459.35	375.05
9.3 Information services	334.99	2,700.00	248.67	2,360.00	34.71	14.41
9.3.1 News agency services	327.30	2,638.00	165.11	1,567.00	98.23	68.35
9.3.2 Other information services	7.69	62.00	83.56	793.00	-90.80	-92.18
<b>10. Other business services</b>	49,335.78	397,640.00	37,689.59	357,700.00	30.90	11.17
10.1 Research and development services	42.18	340.00	25.29	240.00	66.79	41.67
10.2 Professional and management consulting services	1,638.99	13,210.00	2,811.18	26,680.00	-41.70	-50.49
10.2.1 Legal, accounting, management consulting, and public relations	1,260.57	10,160.00	2,239.04	21,250.00	-43.70	-52.19
10.2.1.1 Legal services	449.14	3,620.00	307.67	2,920.00	45.98	23.97
10.2.1.2 Accounting, auditing, bookkeeping, and tax consulting services	35.98	290.00	25.29	240.00	42.27	20.83
10.2.1.3 Business and management consulting and public relations services	775.45	6,250.00	1,906.08	18,090.00	-59.32	-65.45
10.2.2 Advertising, market research, and public opinion polling	378.42	3,050.00	572.14	5,430.00	-33.86	-43.83
<b>10.3 Technical, trade-related and other business services</b>	47,654.61	384,090.00	34,853.12	330,780.00	36.73	16.12
10.3.1 Architectural, engineering, scientific and other technical services	1,031.03	8,310.00	3,978.64	37,760.00	-74.09	-77.99
10.3.2 Waste treatment and de-pollution, agricultural and mining services	1.24	10.00	0.00	0.00	100.00	100.00
10.3.3 Operating leasing services	2,574.48	20,750.00	3,444.43	32,690.00	-25.26	-36.52
10.3.4 Trade-related services	4.34	35.00	30.35	288.00	-85.70	-87.85
10.3.5 Other business services n.i.e.	44,043.52	354,985.00	27,399.70	260,042.00	60.74	36.51
<b>11. Personal, cultural, and recreational services</b>	36.48	294.00	175.43	1,665.00	-79.21	-82.34
11.1 Audiovisual and related services	5.46	44.00	62.69	595.00	-91.29	-92.61
11.1.1 Audiovisual services	3.23	26.00	62.06	589.00	-94.80	-95.59
11.1.2 Artistic related services	2.23	18.00	0.63	6.00	253.97	200.00
11.2 Other personal, cultural, and recreational services	31.02	250.00	112.74	1,070.00	-72.49	-76.64
<b>12. Government services, n.i.e.</b>	10,779.33	86,880.00	9,806.45	93,070.00	9.92	-6.65
12.1 Embassies and consulates	2,321.38	18,710.00	3,362.24	31,910.00	-30.96	-41.37
12.2 Military units and agencies	24.81	200.00	26.34	250.00	-5.81	-20.00
12.3 Other	8,433.14	67,970.00	6,417.87	60,910.00	31.40	11.59

\* Provisional \*\* Revised

Note: 1. The data are presented as per BPM6(EBOPS 2010) classification aligned with IMTS 2010 classification

## REGIONAL AND FIELD OFFICE OF PAKISTAN BUREAU OF STATISTICS

### PUNJAB

**Chief Statistical Officer,**  
Regional Office,  
Pakistan Bureau of Statistics,  
Plot No.7,  
Gul Plaza, (1st & 2nd Floor),  
I.J. Principal Road,  
Near Pindora Chungi,  
Rawalpindi  
Phone: 051- 4411528  
Fax 051 - 4410474

**Statistical Officer (I/C),**  
Regional Office,  
Pakistan Bureau of Statistics,  
USAID Building,  
Gurumangat Road,  
Gulberg-III,  
Lahore.  
Phone & Fax:042-99263266  
Email:lhrfbs@lhr.comsats.net.pk

**Statistical Officer (I/C),**  
Regional Office,  
Pakistan Bureau of Statistics,  
House # 20, Block-T,  
New Multan Colony, Rahim Chowk,  
Masoom Shah Road,  
Multan.  
Phone & Fax:061-9220177  
E-mail:muxfbs@brain.net.pk

**Chief Statistical Officer,**  
Regional Office,  
Pakistan Bureau of Statistics,  
51-B, Satellite Town,  
Gujranwala.  
Phone & Fax: 055-9200418

**Chief Statistical Officer,**  
Regional Office,  
Pakistan Bureau of Statistics,  
House # 04, Rehman Town,  
Satyana Road,  
Faisalabad.  
Phone & Fax: 041-9220049  
E-mail:fsdfbs@fsd.comsats.net.pk

**Chief Statistical Officer,**  
Regional Office,  
Pakistan Bureau of Statistics,  
House # 100/27-C,  
Satellite Town,  
Sargodha  
Phone:048-9230411

**Chief Statistical Officer,**  
Regional Office,  
Pakistan Bureau of Statistics,  
9-A (Ground Floor), Block-X  
Rafi Qamar Road, Satellite Town,  
Bahawalpur.  
Phone & Fax: 062-9250026

**Statistical Officer(I/C),**  
Field Office,  
Pakistan Bureau of Statistics,  
Hasan Pura, Opp. Passport  
Office, Kashmir Road,  
Sialkot.  
Phone & Fax: 052-3573581  
E-mail:sktfbs@skt.comsats.net.pk

**Statistical Officer(I/C),**  
Field Office,  
Pakistan Bureau of Statistics,  
House # 19/24, Street # 3,  
Shadab Colony, Railway Line,  
Jhang Saddar.  
Phone & Fax: 047-9200194

**Statistical Officer(I/C),**  
Field Office.  
Pakistan Bureau of Statistics,  
House at Kasra #51/11/1/3/2  
Ground Floor, Chak # 9/W.B.  
Behind Cooperative Workshop,  
Burawala Road,  
Vehari.  
Phone & Fax: 067-3364219

**Statistical Officer (I/C),**  
Field Office,  
Pakistan Bureau of Statistics,  
House # E-83-D, Mohallah  
Ahmed Gul Khan Wala,  
Street Karnal Aslam Khan,  
Near Obaid Noor Hospital  
Mianwali.  
Phone: 0459-231626

**Statistical Officer (I/C),**  
Field Office,  
Pakistan Bureau of Statistics  
House # H 224-C, Ground Floor  
Street # 4, Khyaban-e-Sarwar,  
Dera Ghazi Khan.  
Phone: 064-2401850

**Statistical Officer(I/C),**  
Field Office,  
Pakistan Bureau of Statistics,  
House # 4, Shafi Town,  
Near Grid Station,  
Main Shahbazpur Road,  
Rahim Yar Khan.  
Phone & Fax: 068-5871754

**Statistical Officer (I/C),**  
Field Office,  
Pakistan Bureau of Statistics,  
House # 43 B-7, Gulistan Colony,  
Near Govt. Girls College  
Sahiwal.  
Phone: 040-9200242

**Statistical Officer(I/C),**  
Field Office,  
Pakistan Bureau of Statistics,  
165-A, Qasim Road,  
Bahawalnagar.  
Phone & Fax: 063-9240049

### SINDH:

**Chief Statistical Officer,**  
Regional Office,  
Pakistan Bureau of Statistics,  
1-B, S.M.C.H. Society  
Karachi.  
Phone & Fax: 021- 34557933  
Email:khifbs@khi.comsats.net.pk

**Chief Statistical Officer,**  
Regional Office,  
Pakistan Bureau of Statistics,  
Bungalow # A-46,  
G.O.R. Colony,  
Unit # 1, Latifabad,  
Hyderabad.  
Fax & Phone: 022-9200641

**Chief Statistical Officer,**  
Regional Office,  
Pakistan Bureau of Statistics,  
Bungalow # 10-A,  
Professor Housing Society,  
Shikarpur Road,  
Sukkur.  
Phone & Fax: 071-5807132

**Chief Statistical Officer,**  
Regional Office,  
Pakistan Bureau of Statistics,  
Building # 45/17, Ward "C",  
Near Shah Latif Market,  
Lohari Mohallah,  
Larkana.  
(Phone: 074-9410010)  
Fax:074-4054438

**Statistical Officer(I/C),**  
Field Office,  
Pakistan Bureau of Statistics,  
House # 180,  
Um-e-Hain, Near satari  
Cotton Factory, Ring Road  
Mirpur Khas.  
Phone & Fax: -0233-923096

**Statistical Officer(I/C),**  
Field Office,  
Pakistan Bureau of Statistics,  
House # 68, Mubariak Colony,  
Jam sahib Road,  
Nawabshah(Shaheed Benazerabad).  
Phone & Fax: 0244-9370311

**Statistical Officer(I/C),**  
Field Office,  
Pakistan Bureau of Statistics,  
House # 199 Marakhpur,  
Opp. DHO Office,  
Sehwan Road, Dadu Town,  
Dadu.  
Phone & Fax: 025-9200345

**Statistical Officer(I/C),**  
Field Office,  
Pakistan Bureau of Statistics,  
House # 2929-I, 1st Family Line,  
Shah Abdul Latif Road,  
Near Rifal Naka,  
Jacobabad.  
Phone : 0722-653403

#### **KHYBER PAKHTOON KHWA**

**Chief Statistical Officer,**  
Regional Office,  
Pakistan Bureau of Statistics,  
State Life Insurance Building,  
2nd Floor, 34-The Mall,  
Peshawar Cantt.  
Phone: 091-9213097  
Fax – 091-9213098  
E-mail:pshfbs@pes.comsats.net.pk

**Chief Statistical Officer,**  
Regional Office,  
Pakistan Bureau of Statistics,  
Building #558-D,  
Mohallah Ghazni Khel,  
Bannu.  
Phone & Fax: 0928-9270191

**Statistical Officer (I/C),**  
Regional Office,  
Pakistan Bureau of Statistics,  
Shams-ur-Rehman Building,  
Near Nadra Office, Rahimabad,  
G.T. Road,  
Mingora/Swat.  
Phone: 0946-9240283

**Chief Statistical Officer,**  
Regional Office,  
Pakistan Bureau of Statistics,  
Bungalow # 896, Mansehra Road,  
Post office Jhangi,  
Abbottabad.  
Phone & Fax: 0992-9310231

**Chief Statistical Officer,**  
Regional Office,  
Pakistan Bureau of Statistics,  
House # A-3,  
Shah Jhan Shaheed Town,  
Near Coach Adda of Bannu  
Dera Ismail Khan.  
Phone:0966-9280279

#### **BALOCHISTAN:**

**Chief Statistical Officer,**  
Regional Office,  
Pakistan Bureau of Statistics,  
Chandio House No.2,  
Arbab Karam Khan Road,  
Near Elementary College,  
Quetta.  
Phone: 081-9239804  
Fax:081-2471126

**Statistical Officer(I/C),**  
Field Office,  
Pakistan Bureau of Statistics,  
Dak Khana Road, Near Civil Hospital,  
Singani Sar,  
Turbat.  
Phone: 0852-412267  
Fax:0852-413383

**Statistical Officer (I/C),**  
Field Office,  
Pakistan Bureau of Statistics,  
Haroon Market,  
Opp:Girls High School,  
Hospital Road,  
Khuzdar.  
Phone & Fax: 0848-412760

**Statistical Officer (I/C),**  
Field Office,  
Pakistan Bureau of Statistics,  
Building # 2-II/E,  
Hazara Mohallah,  
Loralai.  
Phone & Fax: 0824-660560

#### **NORTHERN AREAS:**

**Statistical Officer (I/C),**  
Field Office,  
Pakistan Bureau of Statistics,  
Haidar Pura, Near Agha Khan Health  
Centre, Chinar Bagh,  
Gilgit.  
Phone & Fax: 05811-920972

#### **AZAD KASHMIR:**

**Chief Statistical officer,**  
Regional Office,  
Pakistan Bureau of Statistics,  
Flat # 304, Al-Saif Plaza,  
Upper Gojra Bypass.  
Muzaffarabad.  
Phone & Fax: 05822-923169

## SYMBOLS, ABBREVIATIONS AND CONVERSION

<p>E Estimated P/* Provisional, Preliminary R/r Revised - Nil .. Negligible ... Not available % Percentage Admn Administration ALOOCHA A kind of fruit ARVI A type of root vegetable AV. Average BABUL A kind of fire wood BBLs. Barrels BIRYANI A dish of rice prepared BOT. Bottle CAP. Capsule CFT. Cubic feet CH. Charge CHAPATI A kind of bread CIG. Cigarette Comm. Communication CRT. Carton / Crate CUM./CM. Cubic meter DESI. Indigenous Distt. Distribution DOZ Dozen ENG. English EX. Exercise GLS. Glass GM. Gram H.OP. Hand operated HP. Horse power INJ. Injection KHADDI Hand-loom KIKAR A kind of fire wood KG. Kilogram KM. Kilometer KORMA A variety of meat curry KWH. Kilowatt / hour LB. Pound</p>	<p>LTR. Litre LUNGI A kind of cloth MALTA &amp; MOSAMBI A variety of Orange MED. Medium MG. Milligram MMCFT. Million cubic feet MN. Million M/o. Ministry of MTR. Meter MT. Metric Ton ML. Milliliter NES. Not else where specified NO. Number NR. Not reported N.S. Not specified PKT. Packet PC. Piece QLTY. Quality QTY. Quantity RASGULLA A form of sweetmeat R.P.M. Revolution per minute RS. Rupees SAMOSA A form of patty SHAL. Shalwar SHEESHAM A variety of sup. Qty. Wood. Sq. Square SQM. Square meter SUP. Superior STND. Standard SQFT. Square feet SYN. Synthetic THNO. Thousand number TAB. Table TANDOORI Oven-Baked TKT. Ticket TL. Tube light TOTA. Broken rice UNI. Uniform Urd. Urdu VEG. Vegetable W. Watt</p>	<p>One Metric Ton 2004 Lbs. 1000 Kgs One Ton 1.0160 M.Tons (2240 Lbs.) 27.22 Maunds 1016.04 Kgs. 1.0610 M. Tons 20 Hundred weight One Pound 0.4536 Kg. 16 Oz. 0.4861 Seer One Ounce 28.35 Gms. One Kilogram 2.2046 Lbs. 0.0197 Hundred weight 0.0268 Maund 1.0717 Seers One Hundred weight (112 Lbs.) 50.8932 Kgs. 1.3610 Maunds One Gram 0.0857 Tola One Tonne 0.9842 Long Ton 1.1023 Short Ton One Bale (Cotton) 170.0971 Kilograms (375 Lbs.) 4.5571 Maunds</p>																																																
<b>LIQUID</b>																																																		
<table border="0" style="width: 100%;"> <tr> <td style="width: 60%;">One Imperial (Gallon)</td> <td style="width: 20%;">4.5435</td> <td style="width: 20%;">Ltrs.</td> </tr> <tr> <td>One Litre</td> <td>0.2199</td> <td>Imperial Gallon</td> </tr> </table>			One Imperial (Gallon)	4.5435	Ltrs.	One Litre	0.2199	Imperial Gallon																																										
One Imperial (Gallon)	4.5435	Ltrs.																																																
One Litre	0.2199	Imperial Gallon																																																
<b>LENGTH</b>																																																		
<table border="0" style="width: 100%;"> <tr> <td style="width: 60%;">One Mile</td> <td style="width: 20%;">1.6093</td> <td style="width: 20%;">Kms.</td> </tr> <tr> <td></td> <td>1760</td> <td>Yards</td> </tr> <tr> <td>One Yard</td> <td>0.9144</td> <td>Meter</td> </tr> <tr> <td>One Foot</td> <td>0.3048</td> <td>Meter</td> </tr> <tr> <td>One Kilometer</td> <td>0.6214</td> <td>mile</td> </tr> <tr> <td>One Meter</td> <td>1.0936</td> <td>Yards</td> </tr> <tr> <td>One Square Mile</td> <td>2.5899</td> <td>Sq. Kilometer</td> </tr> <tr> <td></td> <td>640</td> <td>Acres</td> </tr> <tr> <td></td> <td>258.9984</td> <td>Hectares</td> </tr> <tr> <td>One Acre</td> <td>.4074</td> <td>Hectare</td> </tr> <tr> <td></td> <td>4840</td> <td>Sq. Yards.</td> </tr> <tr> <td>One Square Kilometer</td> <td>0.3861</td> <td>Sq. Mile</td> </tr> <tr> <td></td> <td>100</td> <td>Hectares</td> </tr> <tr> <td>One Hectare</td> <td>2.4711</td> <td>Acres</td> </tr> <tr> <td>One Square Yards</td> <td>0.8361</td> <td>Sq. meter.</td> </tr> <tr> <td>One Cubic Meter</td> <td>35.3147</td> <td>Cubic feet</td> </tr> </table>			One Mile	1.6093	Kms.		1760	Yards	One Yard	0.9144	Meter	One Foot	0.3048	Meter	One Kilometer	0.6214	mile	One Meter	1.0936	Yards	One Square Mile	2.5899	Sq. Kilometer		640	Acres		258.9984	Hectares	One Acre	.4074	Hectare		4840	Sq. Yards.	One Square Kilometer	0.3861	Sq. Mile		100	Hectares	One Hectare	2.4711	Acres	One Square Yards	0.8361	Sq. meter.	One Cubic Meter	35.3147	Cubic feet
One Mile	1.6093	Kms.																																																
	1760	Yards																																																
One Yard	0.9144	Meter																																																
One Foot	0.3048	Meter																																																
One Kilometer	0.6214	mile																																																
One Meter	1.0936	Yards																																																
One Square Mile	2.5899	Sq. Kilometer																																																
	640	Acres																																																
	258.9984	Hectares																																																
One Acre	.4074	Hectare																																																
	4840	Sq. Yards.																																																
One Square Kilometer	0.3861	Sq. Mile																																																
	100	Hectares																																																
One Hectare	2.4711	Acres																																																
One Square Yards	0.8361	Sq. meter.																																																
One Cubic Meter	35.3147	Cubic feet																																																



## SELECTED PUBLICATIONS OF PAKISTAN BUREAU OF STATISTICS

01. **Monthly Bulletin of Statistics**
  02. **Review of Foreign Trade**
  03. **Pakistan Statistical Pocket Book**
  04. **Pakistan Statistical Yearbook**
  05. **Foreign Trade Statistics of Pakistan Imports (two volumes)**
  06. **Foreign Trade Statistics of Pakistan Exports (one volume)**
  07. **Labour Force Survey**
  08. **Brochure of National Accounts**
  09. **Pakistan Demographic Survey**
  10. **Census of Manufacturing Industries**
  11. **Survey of Small Household Manufacturing Industries**
  12. **Rent Survey of Dwellings**
  13. **Socio Economic Indicators at District Level  
(Punjab, Sindh, Khyber Pakhtoon Khwa & Balochistan)**
  14. **Census of Private Educational Institutions in Pakistan**
  15. **Census of Software Industry and related services of Pakistan**
  16. **Supply & Use Table of Pakistan**
  17. **Mechanized Road Transport Survey**
  18. **Survey of Private Recreational, Cultural & Entertainment Services**
  19. **Survey of Private Laundry, Dry Cleaning & Dyeing Services**
  20. **Survey of Private Medical, Dental & Other Health Services**
  21. **Survey of Private Educational Services**
  22. **Pakistan, 2000 – An Official Hand Book on Statistics**
  23. **50 Years of Pakistan in Statistics (Four Volumes)**
  24. **Pakistan Social & Living Standard Measurement Survey National/Provincial**
  25. **Household Integrated Economic Survey (HIES) National/Provincial**
-

**SALE CENTERS WHERE PAKISTAN BUREAU OF STATISTICS  
PUBLICATIONS ARE AVAILABLE**

**ISLAMABAD**

6 – Mauve Area, G-8/4.  
Taleemi Chowk  
Phone # 051 - 926 11 25  
051 - 226 13 72

**RAWALPINDI**

**NBF Book Shop**  
178-B, Sarwar Road,  
Rawalpindi Cantt.  
Phone # 051 – 927 25 30

**WAH CANTT**

**NBF Book Shop**  
Central Library Premises  
Phone # 051-931 40 04

**LAHORE**

**NBF Book Shop**  
56/57 Shadman Colony,  
Shadman Market,  
Phone # 042 – 755 01 61 &  
753 03 29  
Fax # 042 – 758 77 35

**FAISALABAD**

**NBF Book Shop**  
Shop No.10,  
Hashmi Hall Shopping Centre,  
University of Agriculture,  
Phone # 041 – 264 81 79

**MULTAN**

**NBF Book Shop**  
Plot # 4-5-6, M.D.A. Road,  
Near Multan Art Council  
Phone # 061 – 920 12 81

**BAHAWALPUR**

**NBF Book Shop**  
Quaid-e-Azam Medical College,  
Near Library.  
Cell # 0301 – 724 76 13

**PESHAWAR**

**NBF Book Shop**  
Phase-V, Sector B-2,  
Plot No.36-37,  
Hayatabad.  
Phone # 091 – 589 27 44  
921 72 73  
Fax # 091 921 72 73

**NBF Book Shop**

48/D, F-6, Jamrud Road,  
University Town,  
Phone # 091 – 921 69 03  
Fax # 091 – 921 69 04

**BANNU**

Old Municipal Library Premises,  
Near to Qazi Muhib Stadium,  
Cell # 0346 – 915 50 18

**KOHAT**

3<sup>rd</sup> Block, 1<sup>st</sup> Floor,  
Distt. Govt. Complex

**D.I. KHAN**

**NBF Book Shop**  
C/o. Executive Distt. Officer,  
Literacy, Sports and Education,  
Phone # 0961 – 928 01 29

**ABBOTABAD**

**Public Library**  
1st Floor, Jalal Baba Auditorium,  
Phone # 0992 – 931 02 91

**KARACHI**

**National Book Foundation**  
(Regional Office)  
Liaquat Memorial Library Premises,  
Ground Floor, Stadium Road,  
Phone # 021– 923 18 06 & 923 10 88  
Fax # 923 10 89

**HYDERABAD**

**NBF Book Shop**  
GOR Colony,  
C-22, Latifabad No.1,  
Phone # 022 – 931 08 92

**JAMSHORO**

Shop No.14, Liaquat University of  
Medical & Health Science

**NAWABSHAH**

M.H. Khawaja DC High School,  
Opp. NMC Hospital Road  
Cell # 0301 – 389 58 46

**SUKKUR**

**Public Library**  
Old Sukkur,  
Phone # 071 – 562 51 03

**LARKANA**

**NBF Book Shop**  
Chandka Medical College  
Main Gate  
Phone # 0741-941 02 29

**JACOBABAD**

Red Crescent Building,  
Near T.B. Hospital  
Phone # 0722 – 65 08 17

**QUETTA**

**NBF Book Shop**  
3-7/5, Faiz Muhammad Road,  
Phone # 081 - 920 15 70  
Fax # 081 - 920 18 69

**PUBLISHED ON BEHALF OF NATIONAL BOOK FOUNDATION  
PRINTED AT REPRODUCTION & PRINTING UNIT, PBS, KARACHI**