



MONTHLY BULLETIN OF STATISTICS 2018

DECEMBER

Government of Pakistan
Statistics Division
Pakistan Bureau of Statistics



PBS-22(12/2018) Vol. 66
100



MONTHLY BULLETIN OF STATISTICS 2018

DECEMBER

Government of Pakistan
Statistics Division
Pakistan Bureau of Statistics

Price Rs. 600.00

P R E F A C E

The Bulletin of Statistics, Monthly Publication of the Pakistan Bureau of Statistics provide important statistics in respect of social, economic and financial sectors of the economy at aggregate as well as sectoral levels. The Bulletin contains data relating to Population, National Accounts, Agriculture, Manufacturing, Prices, Balance of Payments, Public Finance, Education, Energy & Mining, Foreign Economic Assistance, Foreign Trade, Health, Insurance, Labour, Transport & Communication, Social & Culture ect. It also provides different types of indices on agriculture, manufacturing, prices, trade and labour productivity. Charts and graphs have also been provided to selected tables to make the data readily intelligible.

2. The Bulletin contains data on monthly and in some instances on annual basis. The annual data series are on fiscal year basis i.e. from July to June unless otherwise specified. Monthly data series of trade and industry are published with a time lag of 45 days required for data collection, compilation, cleaning, processing, tabulating and printing. Figures may not add up to the totals owing to rounding. Statistics that are compiled in the Pakistan Bureau of Statistics are presented without citation whereas those compiled by other agencies carry a source note below the tables.

3. Efforts have been made to produce this Bulletin as a comprehensive, informative and useful document for decision makers, researchers, planners, economists and other groups of beneficiaries. It is hoped that the users will find this Bulletin useful.

4. Suggestions for further improvement will be highly appreciated and welcomed.

SHAISTA SOHAIL
Secretary/Chief Statistician

MS. SHAISTA SOHAIL
Secretary/Chief Statistician

Government of Pakistan
Ministry of Statistics
Statistics Division

Statistics House
21-Mauve Area,
G-9/1, Islamabad.

Tel : 051-9106500
Fax: 051-9106502
E-mail: secretary@pbs.gov.pk

**PAKISTAN BUREAU OF STATISTICS
STATISTICS HOUSE, 21-MAUVE AREA
G-9/1 - ISLAMABAD
Website: www.pbs.gov.pk**

		<u>Office</u>	<u>Residence</u>
Dr. Bahrawar Jan	Deputy Director General	051-9106550 Fax:051-9106577	051-9101294
Mr. Ayazuddin	Deputy Director General	051-9106552	051-9242232
Mr. Ismail Khan	Deputy Director General	051-9106555 Fax:051-9106556	051-9101162
Mr. Khalid Hussain Bhatti	Deputy Director General	051-9106583	051-4440906
Mr. Ghulam Muhammad	Director	051-9106559	0300-9562558
Mr. Fazil Mehmood Baig	Director	051-9106575	0333-5159850
Mr. Shaukat Ali Khan	Director	051-9106557	--
Mr. Attiq-ur-Rehman	Director	051-9106553 Fax:051-9106546	0346-9579700 --
Mr. Munwar Ali Ghanghro	Director	051-9106554	0333-7145366
Mrs. Rabia Awan	Director	051-9106581	051-4444696
Mrs. Rizwana Siddique	Director	051-9106545	0333-5221042
Mr. Rizwan Bashir	Director	051-9106530	--

TRAINING WING

Syed Abdul Qader Shah	Director	051-9205390 Fax:051-9205390	--
-----------------------	----------	--------------------------------	----

**PAKISTAN BUREAU OF STATISTICS
1-B, SINDHI MUSLIM COOPERATIVE HOUSING SOCIETY
KARACHI – 74400
E-mail: khifbs@khi.comsats.net.pk**

Mr. Muhammad Ali Shaikh	Deputy Director General	021-99225205	--
Mr. Shaukat Zaman	Director	021-99225209 Fax:021-99225202	0300-5052450
Mr. Abrar Hussain	Director	021-99225217	--
Mr. Khawaja Mazhar Jamal	Joint Census Commissioner	021-99225210 Fax:99225219	0321-2516265

**PAKISTAN BUREAU OF STATISTICS
USAID BUILDING GURU MANGAT ROAD
GULBERG-III, LAHORE
E-mail: lhrfbs@lhr.comsats.net.pk**

Mr. Rana Iqbal	Director	042-99263267 Fax:042-99263267	--
----------------	----------	----------------------------------	----

(Regional Office) LAHORE

Mr. Muhammad Shahid	Chief Statistical Officer	042-99263266 Fax:042-99263266	0345-4169987
---------------------	---------------------------	----------------------------------	--------------

(Regional Office) KARACHI

Mr. Faraz Muslim	Statistical Officer	021-99225214	0333-3028006
------------------	---------------------	--------------	--------------

(Regional Office) PESHAWAR

Mr. Hasan Khan	Chief Statistical Officer	091-9213097 Fax:091-9213098	0333-9117508
----------------	---------------------------	--------------------------------	--------------

(Regional Office) QUETTA

Mr. Ghulam Rasool	Chief Statistical Officer	081-9239804 Fax:081-9239804	--
-------------------	---------------------------	--------------------------------	----

**(Presentation, Reproduction & Printing) KARACHI
pbskarachipp@gmail.co**

Mr. Shakeel Qadeer	Chief System Analyst	021-99225220	021-35836029
Mr. Abdul Haque	Chief Statistical Officer	021-99225215	--

CONTENTS

**	KEY INDICATORS	III
1.	BALANCE OF PAYMENT	
	1.1 Country wise Workers Remittances	01
	1.2 Month wise Workers Remittances	04
	1.3 Exchange Rates Pak. Rupees in Terms of one Unit of Foreign Currency	05
2.	CLIMATE	
	2.1 Temperature at Selected Stations	07
	2.2 Rainfall at Selected Stations	09
3.	ENERGY & MINING	
	3.1 Production of Crude Oil	11
	3.2 Production of Natural Gas	15
	3.3 Company Wise Production of Crude Oil and Natural Gas	20
	3.4 Province Wise Production of Crude Oil and Natural Gas	20
	3.5 Production of Crude Oil, Natural Gas and Electricity	21
	3.6 Mineral Production	22
4.	HEALTH	
	4.1(a) Monthly Immunization Coverage Number of Doses Administered (0-11 month) Children	25
	4.1(b) Monthly Immunization Coverage Number of Doses Administered (12-23 months) Children	27
	4.1(c) Monthly Immunization Coverage Number of T.T Doses Administered to Women	28
	4.2 Monthly Report of HIV Treatment Centre	29
	4.3(a) Registered Veterinary Medical Practitioner with PVMC	30
	4.3(b) Registered Animal Husbandry Graduate with PVMC	31
	4.4 Tuberculosis Report (FTI)	32
5.	MANUFACTURING	
	5.1 Quantum Index Numbers of Large-scale Manufacturing Industries	33
	5.2 Production of Manufacturing Items	35
6.	MONEY & CREDIT	
	6.1 Reserve Money	49
7.	PRICE	
	7.1 Price Indices (General) with Percentage Change	53
	7.2 Combined Sensitive Price Indicator (SPI) by Quantile	54
	7.3 Combined Consumer Price Index Numbers by Commodity Groups	55
	7.4 Consumer Price Index Numbers by Major Groups and Selected Commodities	56
	7.5 Combined Consumer Price Index Numbers by Quantile and Major Commodity Groups	58
	7.6 Combined Consumer Price Index Numbers by Quantile, Major Commodity Group for Selected Cities	59
	7.7 Combined Consumer Price Index Numbers by Income Group/City and Commodity Group for all Centres Covered in CPI	62
	7.8 Index Numbers of Wholesale Prices by Commodity Groups	63
	7.9 Index Numbers of Wholesale Prices by Commodities	64
	7.10 Intercity Wholesale Prices of Selected Commodities	74
	7.11 Intercity Consumer Prices	116

Contd.

8.	PUBLIC FINANCE	
8.1	Customs Revenue Receipts	173
9.	SOCIAL	
9.1	Data on Traffic Accidents	177
9.2	Data on Telecommunication	180
9.3	Visitors at Archaeological Museums in Pakistan	181
9.4	Visitors at Heritage Sites in Pakistan	182
10.	TRADE	
10.1	Value of Foreign Trade	183
10.2	Exports by Commodity/Group	184
10.3	Imports by Commodity/Group	186
10.4	Exports of Selected Commodities in Dollars	187
10.5	Exports of Selected Commodities in Rupees	189
10.6	Imports of Selected Commodities in Dollars	191
10.7	Imports of Selected Commodities in Rupees	193
10.8	Exports by Economic Categories (Summary)	195
10.9	Exports by Economic Categories (Details)	196
10.10	Imports by Economic Categories (Summary)	197
10.11	Imports by Economic Categories (Details)	198
10.12	Exports by Areas and Countries/Territories	271
10.13	Re-exports by Areas and Countries/Territories	276
10.14	Imports by Areas and Countries/Territories	278
10.15	Re-imports by Areas and Countries/Territories	283
10.16	Annual and Quarterly Terms of Trade and Unit Value Indices of Exports and Imports (1990-91=100)	285
10.17	Index Numbers of Unit Value of Exports by Groups (1990-91=100)	286
10.18	Index numbers of unit value of imports by groups (1990-91=100)	287
10.19	Index Numbers of Quantum of Exports by Groups (1990-91=100)	288
10.20	Index Numbers of Quantum of Imports by Groups (1990-91=100)	289
10.21	Trade in Services (Summary)	290
10.22	Export of Services by Sector (Detail) Monthly	291
10.23	Import of Services by Sector (Detailed) Monthly	293
10.24	Import of Services by Sector (Detailed) Monthly	295
10.25	Import of Services by Sector (Detail) (Cumulative)	297

Regional and Field Offices of Pakistan Bureau of Statistics

Symbols, Abbreviations and Conversions

Selected Publications of Pakistan Bureau of Statistics

Sale Centres where PBS Publications are available

KEY INDICATORS

YEARLY

ECONOMIC INDICATORS

(2017- 2018)

1	Inflation	4.16%
2	Balance of Trade	(-) \$ 37.583billion
3	Value of Exports	\$ 23.212 billion
4	Value of Imports	\$ 60.795 billion
5	Total Workers Remittances	\$ 19622.7 million
6	Reserve Money	Rs.4387828 million
7	Currency in Circulation	Rs.5484630 million
8	Consumer Price Index (CPI with Base 2007-2008)	212.39
9	Agricultural Sector Growth (P)	3.81%
10	Industrial Sector Growth (P)	5.80%
11	Services Sector Growth (P)	6.43%
12	GDP Growth Rate at Constant Basic Prices (Real) (P)	5.79%
13	GNI Growth Rate at Constant Prices (P)	5.33%
14	Per Capita Income (P)	\$ 1640
15	Large Scale Manufacturing Sector (LSMI) Growth	5.38%
16	Quantum Index Number (LSMI with Base 2005-2006)	147.07
17	Imports Duty	Rs.66440.72 million
18	Exports Duty	Rs.180.29 million
19	Foreign Exchange Reserves	\$ 17550 million
20	* Overall Balance of Payment Surplus/Deficit	\$ -12439 million

SOCIAL INDICATORS

1	** Population (2016)	207.774520 million
	Male	106.49 million
	Female	101.31 million
2	Natural Growth Rate (PDS- 2007)	1.88%
3	** Population Growth Rate (2016)	1.89%
4	Dependency Ratio (PDS-2007)	81.5
5	*** Mean Size of Household (2012-13)	6.3

* BOP as per BPM6 in million USD.

** Economic Survey

*** PSLM Survey

IV

MONTHLY ECONOMIC INDICATORS

October, 2018

1	Value of Exports	\$ 1896.079 million
2	Value of Imports	\$ 4801.472 million
3	Balance of Trade	(-)\$ 2905.393 million

November, 2018

1	Growth in Quantum Index Manufacturing (LSMI)	-0.60%
2	Quantum Index of Manufacturing (LSMI with Base 2005-2006)	132.11
3	Consumer Price Index (CPI with Base 2007-08)	234.75
4	Wholesale Price Index (WPI with Base 2007-08)	249.92
5	Sensitive Price Indicator (SPI with Base 2007-08)	219.66
6	Growth Rate	
	A. CPI	0.11%
	B. WPI	0.70%
	C. SPI	0.26%
7	Exports Duty	Rs.67.15 million
8	Imports Duty	Rs.51014.49 million
9	Reserve Money	Rs.5758480 million
10	Currency in Circulation	Rs.4547788 million
11	Exchange Rate of Pak Rupees in terms of one unit US Dollar	1 \$ =Rs.133.504122
12	Total Workers Remittances (including Hajj & War Compensation)	\$1608.62 million

Source: i) Pakistan Bureau of Statistics.
ii) State Bank of Pakistan.
iii) Economic Survey of Pakistan.

1. BALANCE OF PAYMENT

1.1 Country Wise Workers Remittances (Including Hajj and War Compensation)

(Provisional)
(Million US Dollars)

Item	Nov., 2017	Dec, 2017	Jan, 2018	Feb, 2018
I. Cash	1576.72	1723.57	1638.72	1450.17
1 USA	204.28	234.76	223.94	207.27
2 UK	213.47	223.30	235.10	201.01
3 Saudi Arabia	409.52	431.97	383.91	348.31
4 UAE	352.64	396.74	351.58	332.18
Dubai	266.85	286.73	255.02	246.04
Abu Dhabi	80.82	106.06	92.75	82.59
Sharjah	4.56	3.46	3.51	3.31
Other	0.41	0.49	0.30	0.24
5 Other GCC Countries	191.83	188.76	186.33	149.40
Bahrain	34.00	35.41	38.38	19.80
Kawait	70.00	65.56	63.26	54.27
Qatar	33.00	30.41	30.78	24.41
Oman	55.00	57.38	53.91	50.92
6 EU Countries	49.06	54.87	56.40	48.65
Germany	8.94	9.93	12.56	10.84
France	4.34	4.41	4.74	4.37
Netherland	0.51	0.66	0.64	0.59
Spain	10.46	12.85	11.69	7.94
Italy	6.83	7.90	7.83	6.50
Greece	2.28	2.73	2.62	2.45
Sweden	1.35	1.45	1.75	1.52
Denmark	0.93	0.96	1.51	1.02
Ireland	12.10	12.61	11.56	12.07
Belgium	1.32	1.37	1.50	1.35
7 Malaysia	0.00	0.00	0.00	94.24
8 Norway	3.53	3.59	3.69	3.37
9 Switzerland	2.58	2.12	2.31	2.14
10 Australia	17.74	22.03	20.63	16.57
11 Canada	16.48	15.88	19.16	16.56
12 Japan	1.69	1.68	1.44	1.60
13 Other Countries	113.90	147.87	154.23	28.87
II. Encashment and Profit in Pak. Rs. of Foreign Exchange Bearer Certificates(FEBCs) and Foreign Currency Bearer Certificate(FCBCs)	0.00	0.00	0.00	0.00
TOTAL (I + II)	1576.72	1723.57	1638.72	1450.17

**1.1 Country Wise Workers Remittances
(Including Hajj and War Compensation)**

(Provisional)
(Million US Dollars)

Item	Mar, 2018	Apr, 2018	May, 2018	Jun, 2018
I. Cash	1772.77	1650.59	1771.24	1594.41
1 USA	236.17	240.39	276.55	248.79
2 UK	244.20	232.58	254.31	245.10
3 Saudi Arabia	427.62	399.56	432.05	336.61
4 UAE	420.24	358.28	369.92	340.55
Dubai	310.18	252.01	258.13	237.24
Abu Dhabi	106.11	103.31	107.96	100.01
Sharjah	3.69	2.56	3.33	2.84
Other	0.26	0.40	0.50	0.46
5 Other GCC Countries	183.79	167.68	178.96	163.53
Bahrain	23.92	22.79	25.16	22.02
Kawait	67.01	64.28	66.16	63.72
Qatar	32.70	29.90	34.94	28.72
Oman	60.16	50.71	52.70	49.07
6 EU Countries	58.89	54.74	60.31	62.14
Germany	11.54	10.32	10.65	12.17
France	4.80	4.37	4.67	4.87
Netherland	0.72	0.56	0.83	0.63
Spain	11.38	10.24	12.24	12.10
Italy	8.76	7.80	8.68	9.39
Greece	2.70	2.97	3.21	3.39
Sweden	1.68	1.56	1.78	1.59
Denmark	1.20	1.14	1.34	1.09
Ireland	14.44	14.13	15.24	15.39
Belgium	1.67	1.65	1.67	1.52
7 Malaysia	116.09	110.07	117.66	100.10
8 Norway	3.70	5.13	4.20	4.42
9 Switzerland	2.50	1.86	2.20	2.18
10 Australia	17.80	16.66	20.73	18.52
11 Canada	18.36	17.64	20.88	19.13
12 Japan	1.79	5.89	1.79	1.53
13 Other Countries	41.62	40.11	31.68	51.81
II. Encashment and Profit in Pak. Rs. Of Foreign Exchange Bearer Certificates(FEBCs) and Foreign Currency Bearer Certificate(FCBCs)	0.00	0.00	0.00	0.00
TOTAL (I + II)	1772.77	1650.59	1771.24	1594.41

Contd.

1.1 Country Wise Workers Remittances (Including Hajj and War Compensation)

(Provisional)
(Million US Dollars)

Item	Jul, 2018	Aug, 2018	Sep, 2018	Oct, 2018	Nov, 2018
I. Cash	1929.76	2037.33	1452.43	2000.46	1608.62
1 USA	280.34	316.89	231.21	308.78	255.78
2 UK	277.51	278.84	203.08	298.80	228.20
3 Saudi Arabia	437.48	465.53	360.16	494.53	395.12
4 UA	433.42	461.20	301.15	412.01	343.22
Dubai	308.80	321.51	206.54	281.20	232.82
Abu Dhabi	120.53	135.05	91.39	126.65	107.50
Sharjah	3.76	3.99	2.88	3.77	2.60
Other	0.33	0.65	0.34	0.39	0.30
5 Other GCC Countries	199.31	193.17	133.95	198.30	151.38
Bahrain	28.78	28.33	21.61	31.91	23.77
Kawait	75.80	70.65	46.45	68.10	51.18
Qatar	39.97	34.69	23.00	34.92	29.82
Oman	54.76	59.50	42.89	63.37	46.61
6 EU Countries	64.90	59.64	41.10	57.37	42.18
Germany	11.71	12.92	9.18	10.49	9.31
France	5.26	5.56	4.33	5.07	4.22
Netherland	0.52	0.65	0.45	0.60	0.48
Spain	15.73	14.67	9.45	18.99	9.24
Italy	11.72	11.16	7.11	9.16	7.09
Greece	3.79	4.77	3.72	4.01	3.86
Sweden	1.48	1.75	1.24	1.50	1.27
Denmark	1.17	1.49	1.12	1.46	1.20
Ireland	11.83	4.86	3.04	4.33	3.93
Belgium	1.69	1.81	1.46	1.76	1.58
7 Malaysia	133.96	141.94	102.53	132.54	106.70
8 Norway	1.87	4.27	3.08	4.09	3.12
9 Switzerland	4.95	3.30	2.99	2.45	2.68
10 Australia	23.83	21.68	16.24	25.42	22.41
11 Canada	10.56	21.31	14.69	19.75	16.07
12 Japan	1.75	1.75	1.12	1.80	1.33
13 Other Countries	59.88	67.81	41.13	44.62	40.43
II. Encashment and Profit in Pak. Rs. of Foreign Exchange Bearer Certificates(FEBCs) and Foreign Currency Bearer Certificate(FCBCs)	0.00	0.00	0.00	0.00	0.00
TOTAL (I + II)	1929.76	2037.33	1452.43	2000.46	1608.62

Note: Item has been revised / extended by the State Bank of Pakistan.

Source: State Bank of Pakistan.

1.2 Month Wise Workers Remittances

(Million US \$)

Monthly Cash Inflow (Including Foreign Exchange Bearer Certificates & Foreign Currency Bearer Certificates)	2017-18	2016-2017	YOY growth (percent)	
			2017-18	2016-17
July.	1541.67	1360.28	13.33	-18.23
Aug.	1,954.46	1767.73	10.56	15.75
Sep.	1,293.88	1,612.36	-19.75	-9.17
Oct.	1,654.45	1,561.02	5.99	1.29
Nov.	1,576.72	1,618.35	-2.57	3.40
Dec.	1,723.57	1,585.37	8.72	-1.90
Jan.	1,638.72	1,488.37	10.10	1.50
Feb.	1,450.17	1,417.06	2.34	-6.89
Mar.	1,772.77	1,694.49	4.62	-0.97
Apr.	1,650.59	1,538.94	7.25	-7.09
May.	1,771.24	1,867.15	-5.14	3.76
Jun.	1,594.41	1,840.28	-13.36	-11.23
Jul.- Jun.	19,622.65	19,351.40	1.40	-2.84
Monthly average for period Jul.- Jun.	1,635.22	1,612.62	3.00	-0.59
Monthly Cash Inflow (Including Foreign Exchange Bearer Certificates & Foreign Currency Bearer Certificates)	2018-19	2017-18	YOY growth (percent)	
			2018-19	2017-18
July.	1929.76	1541.67	25.17	13.33
Aug.	2,037.33	1,954.46	4.24	10.56
Sep.	1,452.43	1,293.88	12.25	-19.75
Oct.	2,000.47	1,654.45	20.91	5.99
Nov.	1,608.62	1,576.72	2.02	-2.57
Dec.		1,723.57		8.72
Jan.		1,638.72		10.10
Feb.		1,450.17		2.34
Mar.		1,772.77		4.62
Apr.		1,650.59		7.25
May.		1,771.24		-5.14
Jun.		1,594.41		-13.36
Jul.- Nov	9,028.61	19,622.65		1.40
Monthly average for period Jul.- Nov	1,805.72	1,635.22		-44.00

1.3 Exchange Rates Pak. Rupees in Terms of One Unit of Foreign Currency

S. No.	Country/ Organization	Currency	Nov., 2017	Dec., 2017	Jan., 2018	Feb., 2018	Mar., 2018
1	Australia	Dollar	80.3066	83.1108	87.7399	86.9858	87.0416
2	Bahrain	Dinar	278.2795	287.6199	292.0500	292.0774	296.5645
3	Canada	Dollar	82.5371	85.1267	88.7873	87.9093	86.7758
4	China	Yuan	15.9233	16.5000	17.1870	17.4866	17.7630
5	Denmark	Krone	16.6296	17.3198	18.0969	18.3402	18.6014
6	E.M.U.	Euro	123.5591	128.5032	134.4908	136.3667	138.2193
7	Hong Kong	Dollar	13.5225	13.9585	14.1483	14.1428	14.3350
8	I.M.F.	SDR	148.4585	154.0693	159.018	160.4749	162.8446
9	India	Rupee	1.6248	1.6947	1.7372	1.7181	1.7240
10	Japan	Yen	0.9335	0.9622	0.9944	1.0245	1.0561
11	Kuwait	Dinar	348.9123	360.8719	367.5383	368.678	374.7682
12	Malaysia	Ringgit	25.2728	26.7086	27.9498	28.2601	28.7772
13	Newzeland	Dollar	72.5456	75.9533	80.1023	80.7555	81.4979
14	Norway	Krone	12.8983	13.1060	13.9671	14.1199	14.462
15	Oman	Riyal	273.8184	283.1115	287.0898	287.0450	291.8225
16	Qatar	Riyal	28.4502	29.9435	30.3563	30.356	30.8702
17	Singapore	Dollar	77.6830	80.7333	83.5317	83.7227	85.2945
18	Sweden	Krona	12.5905	12.9721	13.7421	13.7593	13.6359
19	Switzerland	Franc	106.2116	110.0416	114.7326	118.2393	118.3431
20	Saudi Arabia	Riyal	28.1001	28.9937	29.4522	29.2115	29.9018
21	U.A.E.	Dirham	28.6925	29.6047	30.0735	30.0790	30.5298
22	U.K.	Sterling (Pound)	139.223	145.5839	152.3192	154.3441	156.4426
23	U.S.A.	Dollar	105.3626	108.6974	110.403	110.4342	112.0688

Contd.

1.3 Exchange Rates Pak. Rupees in Terms of One Unit of Foreign Currency

S. No.	Country/ Organization	Currency	Apr., 2018	May., 2018	Jun., 2018	July, 2018	Aug., 2018	Sep., 2018	Oct., 2018	Nov., 2018
1	Australia	Dollar	88.7700	86.8406	89.1900	92.0327	90.7433	89.2059	92.6783	96.7086
2	Bahrain	Dinar	305.2269	305.1128	313.2646	327.3861	327.1277	328.1612	344.4218	353.2416
3	Canada	Dollar	90.6755	89.7153	90.6325	94.6247	94.9883	95.0455	100.2901	101.21583
4	China	Yuan	18.3511	18.1258	18.3859	18.5468	18.0941	18.1132	18.8544	19.2512
5	Denmark	Krone	19.0616	18.3316	18.6794	19.5194	19.2181	19.4065	20.1352	20.3735
6	E.M.U.	Euro	141.7252	136.3883	138.8810	145.2370	142.9756	144.4933	149.7243	151.6553
7	Hong Kong	Dollar	14.7355	14.7274	15.1877	15.8735	15.8021	15.8526	16.6787	17.0868
8	I.M.F.	SDR	167.6850	164.6715	169.1380	175.6920	172.9966	173.9472	182.4621	185.4778
9	India	Rupee	1.7608	1.7134	1.7644	1.8200	1.7825	1.7175	1.7826	1.8648
10	Japan	Yen	1.0732	1.0525	1.0814	1.1153	1.1133	1.109	1.1553	1.1776
11	Kuwait	Dinar	385.1682	383.0230	394.0972	411.7862	409.1632	410.075	430.4586	440.0111
12	Malaysia	Ringgit	29.7433	29.1716	29.7865	30.7857	30.2986	29.9929	31.4002	31.9347
13	Newzeland	Dollar	83.7360	80.2718	82.7231	84.5737	82.6614	81.7529	85.2873	90.4865
14	Norway	Krone	14.7503	14.2775	14.6967	15.3412	14.9053	15.0261	15.8424	15.7989
15	Oman	Riyal	300.1124	300.0466	309.1130	323.6928	322.0604	322.5792	339.0441	347.3837
16	Qatar	Riyal	31.7349	31.7414	32.7327	34.2479	34.0568	34.1128	35.8825	36.7481
17	Singapore	Dollar	87.8001	86.2107	88.2782	91.2221	90.4782	90.4507	94.5821	97.0951
18	Sweden	Krona	13.6971	13.1978	13.5402	14.1125	13.708	13.8421	14.4551	14.7667
19	Switzerland	Franc	119.3386	115.7219	120.1867	124.9566	125.1128	128.0997	131.2568	133.2836
20	Saudi Arabia	Riyal	30.7909	30.7875	31.7254	33.1663	33.0218	33.0959	34.7818	35.6034
21	U.A.E.	Dirham	31.4397	31.4370	32.3858	33.8594	33.7147	33.793	35.5127	36.3621
22	U.K.	Sterling (Pound)	162.5264	155.4005	157.9292	163.6617	159.467	161.6097	169.6111	172.2536
23	U.S.A.	Dollar	115.4216	115.4469	118.9055	124.3534	123.7896	124.0816	130.3831	133.5041

Note: Euro, a common currency of the 11 member countries of European Economic and Monetary Union (EMU) was introduced with effect from 1st January, 1999.

Source: State Bank of Pakistan.

2. CLIMATE

2.1 Temperature at Selected Stations

(In centigrade)

Stations	Murree		Rawalpindi/Islamabad		Jhelum		Lahore		Sargodha	
Height in meters above sea level	2167		507		232		213		187	
	Max.	Min.	Max.	Min.	Max.	Min.	Max.	Min.	Max.	Min.

Month:

May. 2017	23.8	13.8	36.0	20.2	39.2	23.9	38.9	25.9	38.9	24.9
Jun. 2017	24.3	15.1	36.0	22.8	38.2	24.9	36.9	26.2	38.3	26.3
July. 2017	22.9	15.8	34.3	24.4	36.0	26.3	35.6	27.0	36.5	27.6
Aug. 2017	23.2	15.4	33.6	23.4	35.3	25.9	35.4	26.8	36.9	27.7
Sep. 2017	22.8	13.8	33.5	20.4	35.6	23.6	35.0	24.1	35.4	24.5
Oct. 2017	22.7	12.5	32.1	14.5	34.5	18.2	34.2	20.8	34.4	20.4
May. 2018	23.0	13.2	34.9	21.4	38.9	22.8	39.3	25.9	38.3	24.0
Jun. 2018	25.9	16.7	38.9	26.4	40.5	27.4	38.4	27.3	38.7	27.2
July. 2018	23.2	16.0	34.8	24.3	35.8	26.7	34.5	26.5	35.6	26.8
Aug. 2018	23.1	16.8	33.5	24.3	35.7	26.5	35.9	28.1	37.1	28.6
Sep. 2018	22.5	14.6	32.9	21.4	35.5	23.9	34.7	25.3	36.8	25.3

Stations	Faisalabad		Multan		Bahawalpur		Hyderabad		Nawabshah	
Height in meters above sea level	183		122		116		40		37	
	Max.	Min.	Max.	Min.	Max.	Min.	Max.	Min.	Max.	Min.

Month:

May. 2017	39.8	26.1	41.4	28.4	41.9	26.4	42.0	26.1	44.6	26.0
Jun. 2017	38.4	26.8	38.9	28.1	39.2	27.6	39.2	27.7	43.6	27.9
July. 2017	37.1	28.0	38.5	29.6	39.3	28.7	36.6	26.9	40.6	27.4
Aug. 2017	37.2	27.6	37.5	28.7	38.1	27.9	36.4	26.1	40.4	26.9
Sep. 2017	36.0	24.3	36.7	26.3	37.6	24.9	36.4	24.4	38.6	25.2
Oct. 2017	34.9	19.9	35.4	20.6	36.4	19.6	38.6	22.5	40.0	20.0
May. 2018	39.4	25.0	40.1	26.0	40.2	25.4	43.0	26.0	45.7	27.0
Jun. 2018	39.1	27.3	41.1	29.3	40.9	28.5	39.8	26.8	44.2	27.6
July. 2018	36.4	27.2	38.5	29.9	38.6	28.3	37.3	26.4	41.2	27.5
Aug. 2018	37.2	28.3	37.3	29.0	37.9	27.9	35.6	25.0	40.3	26.5
Sep. 2018	36.1	25.0	36.3	26.5	36.6	25.0	36.4	23.2	39.8	24.4

Contd.

2.1 Temperature at Selected Stations

(In centigrade)

Stations	Jacobabad		Karachi A.P.		Peshawar		D.I.Khan		Saidu Sharif		Gilgit	
Height in meters above sea level	55		21		359		173		961		1459	
	Max.	Min.	Max.	Min.	Max.	Min.	Max.	Min.	Max.	Min.	Max.	Min.

Month:

May. 2017	45.0	28.3	36.1	27.8	37.8	24.4	41.4	24.7	34.0	17.8	31.2	13.8
Jun. 2017	43.2	29.7	36.2	29.3	38.1	25.9	40.5	25.7	35.9	21.2	33.9	16.2
July. 2017	40.0	29.8	33.1	27.7	36.4	26.8	39.1	26.5	34.2	22.3	34.3	19.2
Aug. 2017	38.5	28.8	33.7	27.1	35.5	25.7	39.3	27.1	34.1	20.6	N.R	N.R
Sep. 2017	37.4	26.0	34.4	26.2	35.3	23.0	37.7	23.9	32.7	16.2	N.R	N.R
Oct. 2017	36.4	20.7	36.6	23.5	32.6	18.9	35.5	19.5	30.8	12.2	N.R	N.R
May. 2018	44.2	27.8	38.7	27.7	34.6	21.6	40.1	24.3	30.5	15.4	28.0	12.4
Jun. 2018	45.6	29.0	35.4	28.8	39.9	26.5	41.6	27.5	35.7	18.5	34.0	16.6
July. 2018	41.3	28.6	33.8	28.1	36.7	24.6	39.6	27.4	33.3	20.8	34.7	18.7
Aug. 2018	38.7	27.2	31.9	26.3	36.2	25.6	40.3	28.3	34	20.8	36.6	18.3
Sep. 2018	36.9	25.9	32.7	25.5	35.8	22.2	38.5	25.0	32.4	17.0	31.6	13.2

Stations	Quetta (Samungli)		Zhub (Fortsandeman)		Khuzdar		Punjjur		Dalbadin	
Height in meters above sea level	1600		1405		1231		980		848	
	Max.	Min.	Max.	Min.	Max.	Min.	Max.	Min.	Max.	Min.

Month:

May. 2017	32.9	13.8	35.0	20.7	37.9	20.1	40.2	24.0	41.5	18.4
Jun. 2017	36.8	18.4	37.1	21.3	40.4	23.9	42.0	26.4	44.8	19.8
July. 2017	37.4	19.7	37.1	21.4	36.9	24.8	39.7	25.4	44.3	21.4
Aug. 2017	35.5	16.0	36.9	22.1	36.7	24.6	38.0	22.2	41.9	21.5
Sep. 2017	32.5	12.7	33.6	17.6	35.3	21.2	35.2	19.7	38.6	17.4
Oct. 2017	27.4	5.6	29.6	14.1	31.9	18.4	34.4	17.2	35.5	14.5
May. 2018	30.1	16.6	32.3	19.3	35.0	21.5	38.8	23.0	38.0	21.9
Jun. 2018	36.3	21.0	37.6	23.2	40.8	24.4	42.5	27.1	44.1	26.5
July. 2018	37.8	21.1	36.2	24.1	38.1	26	40.9	25.8	44.4	27.1
Aug. 2018	37.1	19.0	37.5	25.0	36.2	25.3	38.3	23.6	42.5	25.2
Sep. 2018	32.8	11.9	33.7	20.8	35.0	21.3	36.1	20.5	38.5	18.0

Source: Pakistan Meteorological Department, Karachi.

2.2 Rainfall at Selected Stations

(In millimeters)

Stations	Murree	Rawalpindi/ Islamabad	Jhelum	Lahore	Sargodha	Faisal- abad	Multan	Bahawal- pur	Hyder- abad	Nawab- shah	Jaco- abad
Height in meters above sea level	2167	507	232	213	187	183	122	116	40	37	55

Year/month

2013	1451.5	1732.0	924.0	1109.0	362.0	378.0	157.0	148.0	74.0	86.0	345.0
2014	1228.6	1139.0	939.3	800.6	401.3	401.8	247.3	67.9	25.4	67.0	21.3
2015	2416.8	1477.0	848.0	856.0	588.0	512.0	395.0	498.0	114.0	120.0	148.0
2016	1313.8	1044.0	890.0	801.0	744.0	427.0	196.0	112.0	166.0	143.0	46.0
2017	1351.5	974.2	998.4	628.1	502.9	327.6	237.9	143.9	121.8	98.5	79.0
May. 2017	29.0	21.0	31.7	9.9	46.0	2.0	0.0	17.0	0.0	0.0	11.0
Jun. 2017	212.8	145.9	87.2	201.2	52.0	77.2	81.7	66.1	14.0	24.0	9.2
July. 2017	209.6	284.6	259.3	149.1	89.3	92.0	29.8	25.6	27.0	26.1	15.0
Aug. 2017	262.8	160.8	311.9	70.3	116.6	37.6	56.2	0.0	70.0	43.0	0.0
Sep. 2017	56.4	92.0	66.1	52.2	69.4	49.6	12.2	8.0	Tr	2.0	Tr
Oct. 2017	13.0	7.0	0.0	0.0	0.0	0.0	0.0	0.0	0.0	0.0	0.0
May. 2018	89.5	39.8	35.3	10.8	32.0	13.0	6.6	8.0	0.0	0.0	0.0
Jun. 2018	90.6	68.4	44.3	115.6	80.0	125.3	14.0	19.0	1.0	Trace	5.0
July. 2018	455.3	373.6	206.2	341.7	258.3	123.8	1.4	57.0	1.0	2.0	0.0
Aug. 2018	179.9	532.5	263.6	25.8	8.9	15.0	26.2	11.0	3.8	2.7	0.0
Sep. 2018	93.2	105.0	36.2	25.3	18.0	33.0	0.0	0.0	3.0	0.0	0.0

Contd.

2.2 Rainfall at Selected Stations

(In millimeters)

Stations	Karachi Airport	Peshawar	D.I. Khan	Saidu Sharif	Gilgit	Quetta (Samungli)	Zhob (Fort sandeman)	Khuzdar	Punjgoor	Dalbadin
Height in meters above sea level	21	359	173	961	1459	1600	1405	1231	980	848

Year/month

2013	169.0	551.0	327.0	954.3	153.5	53.0	66.0	479.0	101.0	23.0
2014	30.7	326.3	249.7	660.0	107.0	97.0	173.7	201.9	61.8	17.3
2015	53.0	1387.0	477.0	1062.2	144.0	153.0	364.0	147.0	61.0	47.0
2016	168.0	355.0	271.0	221.3	142.2	89.0	167.0	41.0	45.0	41.0
2017	232.2	503.0	N.R	794.4	N.R	149.4	N.R	228.5	39.0	41.8
May. 2017	0.0	5.1	1.1	32.0	43.4	0.6	6.0	8.0	15.0	0.0
Jun. 2017	58.9	42.0	53.0	28.1	10.1	0.0	2.0	47.0	0.0	0.0
July. 2017	33.2	77.0	48.0	97.0	10.4	0.0	47.0	78.8	0.0	0.0
Aug. 2017	65.6	66.0	77.0	141.0	N.R	0.0	33.0	14.7	0.0	0.0
Sep. 2017	26.4	36.0	Tr	55.5	N.R	0.0	2.0	0.0	0.0	0.0
Oct. 2017	0.0	0.0	0.0	1.0	N.R	0.0	0.0	0.0	0.0	0.0
May. 2018	0.0	89.0	4.0	91.0	12.3	Tr.	10.0	0.5	0.0	1.6
Jun. 2018	Tr.	14.0	11.0	99.0	2.9	0.0	35.0	13.4	0.0	0.0
July. 2018	Tr.	122.0	25.0	175.0	17.7	0.0	32.0	46.0	4.0	1.0
Aug. 2018	0.8	24.6	Tr.	50.5	9.7	0.0	9.0	29.3	0.0	0.0
Sep. 2018	Tr.	19.0	Tr.	19.0	5.6	0.0	17.0	3.0	0.0	0.0

N.R = Not received

TR = Trace (Rainfall less than 0.1 mm)

Source: Pakistan Meteorological Department, Karachi.

3. ENERGY & MINING

3.1 Production of Crude Oil

		Unit: Barrels
Company	Field	July, 2018
Punjab		
OGDCL	Bhalsyedan	304
	Chak Naurang	10165
	Dakhni	18433
	Dhodak	982
	Fimkassar	4960
	Kal	4800
	Missakiswal	1550
	Rajian	54059
	Soghri	3165
	Sadkal	848
	Toot	7128
	Sub-Total	106394
	OPL	Dhurnal
Bhangali		145
Ratana		5697
Sub-Total	7029	
POL	Balkassar	10269
	Bela	0
	Dhulian	4071
	Khaur	3211
	Joyamir	1448
	Jhandial	15081
	Minwal	2574
	Meyal	8488
	Pariwali	8673
	Pindori	5167
	Turkwal	799
	Sub-Total	59781
	MPCL	Ghuri
Kalabagh		3593
Halini		17000
Halini Deep		23680
Sub-Total		55686
PPL	Adhi	273536
	Sub-Total	273536
DEWAN	Rodho Salsabil	1408
	Sub Total	1408
	Total	503834
Sindh		
OPPL	Zamzama	6466
	Sub-Total	6466
UEPL	Aassu	5792
	Ali	35
	Bari	45719
	Bijoro	9762
	Bhatti/Nakurji	0
	Baksh Deep	0
	Babarki	0
	Bago	0
	Bhanoki	0
	Bukhari Deep	819
	Chaman	0
	Dabhi (South)	13456
	Dabhi (North)	1161
	Dang	0
	Gharo	79

Contd.

3.1 Production of Crude Oil

		Unit: Barrels
Company	Field	July, 2018
	Guni	464
	Ghungthro	644
	Golrachi	0
	Hayat	439
	Halipota	12477
	Hakro	0
	Jabo	2042
	Jagir	802
	Jhaberi South	0
	Jarar Deep	0
	Jan	1295
	Kato	0
	Kamal North	5266
	Khaskeli	3716
	Khaskeli Down Thrown	779
	Khorewah	1758
	Khorewah Deep	0
	Korai	317
	Kumbh	2887
	Laghari	1679
	Limu North	0
	Lodano	425
	Lodano Deep	1162
	Makdumpur	0
	Mazari	24695
	Meyun Ismail Deep	308
	Meyun Ismail	1137
	Makrani	0
	Missri	212
	Mohano	11
	Mohri	2
	Mohib	0
	Muban	4258
	Mahi	0
	Murid	1828
	Naimat Basal 2X	684
	Naimat Basal	21690
	Naimat West	0
	North Akari	1167
	Oderolal	0
	Paniro	958
	Piaro Deep	215
	Piaro Deep Basal	0
	Rajani	19903
	Rahim 1 X	4531
	Rahim 2X	5722
	Rahim North	119
	Rawat	1594
	Rawat North	3919
	Roshnai	19343
	Sahu	0
	Sajan	939
	Saleh	16835
	Saman	0
	Sukhi	37
	Sakhi	1608
	Sakhi Deep	61
	Sonro	2563
	South Buzdar	0
	South Buzdar Deep	4583

Contd.

3.1 Production of Crude Oil

		Unit: Barrels
Company	Field	July, 2018
	South Mazari	7614
	South Mazari Deep	13061
	Sohrab	0
	Sohrab Deep	344
	Sheikhano	3860
	Sutiari Deep	7230
	Sumar Deep	811
	Salamat	5594
	Thebo	1131
	Tando Ghulam Ali	60
	Tharo West	0
	Tajedi	0
	Tangri	1438
	Tangri Deep	420
	Turk	1530
	Turk Deep	133
	Umer	37
	Zaur	5193
	Sub-Total	300353
OGDCL	Bobi	10095
	Chandio	93
	Chutto	8635
	Baluch	0
	Chak 2	25174
	Chak 7A	1703
	Chak 63	353
	Chak 63 South East	9095
	Chak 66 Ne	0
	Dars	13452
	Dars West	17788
	Dars Deep	4001
	Daru	0
	Hakeem Daho	14367
	Nim	0
	Nur Baghla	1307
	Noorai Jagr	0
	Jakhro	376
	Jarwar	2690
	Kunnar	64840
	Kunnar West	4011
	Kunnar South	5669
	Kunnar Pasakhi Deep	38934
	Lashari Centre	12235
	Lala Jamali	16925
	Moolan	2398
	Moolan North	0
	Missan	3075
	Norai Jagir	310
	Pali	5240
	Pali Deep	0
	Pasaki	80770
	Pasaki North	21935
	Pasaki East	5275
	Pasaki North East	5600
	Pasaki Deep West	0
	Qadir Pur	8520
	Shah	4112
	Sono	22765
	Resham	2466
	Tando Alam	16030
		Contd.

3.1 Production of Crude Oil

		Unit: Barrels
Company	Field	July, 2018
	Tando Allah Yar	10941
	Thora Deep	3192
	Thora	8635
	Unar	3443
	Sub-Total	456450
PPL	Adam	2377
	Adam West	895
	Kandh Kot	36
	Kabir	3372
	Sharf	18741
	Shahdad	3101
	Mazarani	307
	Sub-Total	28829
MPCL	Aqeeq	623
	Mari	1543
	Sujjal	4084
	Sujawal	448
	Sub-Total	6698
Eni(Pak)	Bhit	3067
	Badhra	2107
	Kadanwari	221
	Sub-Total	5395
OMV	Latif	1212
	Miano	389
	Sub Total	1601
OMV Maurice	Mehar	9696
	Sofiya	17023
	Sub-Total	26719
	Total	832511
K.P.K		
OGDCL	Chanda	73110
	Naspha	600170
	Mela	53410
	Sub-Total	726690
MOL	Manzalai	11325
	Mamikhel	15338
	Maramzai	141541
	Tolang	838
	Tolanj West	691
	Makori	1161
	Makori Deep	45857
	Mardankhel	95806
	Makori East	274904
	Sub-Total	587461
	Total	1314151
Balochistan		
OGDCL	Uch	1138
	Sub-Total	1138
MPCL	Zarghun South	133
	Sub-Total	133
PPL	Sui	450
	Sub-Total	450
	Total	1721
	Grand Total	2652217

3.2 Production of Natural Gas

Company	Field	July, 2018	
Punjab			
OGDCL	Dakhni	702.76	
	Bahu	10.50	
	Bhalsyedan	2.06	
	Fimkassar	3.26	
	Dhodak	101.60	
	Kal		
	Missakiswal	3.60	
	Nandpur/Panjpir	247.27	
	Rajin	24.42	
	Soghri	209.91	
	Toot	31.47	
	Sadkal	45.54	
	Sub-Total	1382.39	
	OPL	Dhurnal	12.47
		Bhangali	0.34
Ratana		152.32	
	Sub Total	165.13	
POL	Balkassar	1.14	
	Bela		
	Dhulian	55.68	
	Meyal	61.56	
	Jhandial	203.19	
	Pariwali	104.82	
	Pindori	18.04	
	Turkwal	1.54	
	Sub Total	445.97	
	PPL	Adhi	2353.00
Sub Total		2353.00	
MPCL	Halini	16.18	
	Halini Deep	44.52	
	Kalabagh	126.10	
	Sub Total	186.80	
DEWAN	Rodho(Salsabil)	225.09	
	Sub Total	225.09	
	Total	4758.38	
Sindh			
OPPL	Zamzama	1426.25	
	Sub Total	1426.25	
UEPL	Ali	93.25	
	Aassu	3.47	
	Bukhari Deep	77.53	
	Bhatti/Nakurji	7.53	
	Babarki	12.85	
	Bari	32.79	
	Bago	0.00	
	Baksh Deep	0.00	
	Bijoro	2.05	
	Chaman	17.16	
	Bhanoki	0.00	
	Bilal	0.00	
	Chaman	0.00	
	Dabhi South	2.98	
	Dabhi North	1.10	
	Dang	0.00	
Duphri	0.00		
Fateh Shah North	0.00		

Contd.

3.2 Production of Natural Gas

Company	Field	July, 2018
	Ghungro	0.41
	Golarchi	1.60
	Gharo	0.13
	Guni	32.91
	Hayat	17.62
	Halipota	27.05
	Haider Deep	2.47
	Hakro	0.00
	Jabo	2.69
	Jarar Deep	0.00
	Jogwani	0.00
	Jan	0.21
	Jagir	0.12
	Kato	5.30
	Kamal North -1	16.54
	Kausar	41.67
	Khaskheli	17.48
UEPL	Khaskheli Down Thrown	0.79
	Khorewah	90.22
	Khorewah Deep	2.50
	Korai	74.20
	Kumbh	4.03
	Laghari	1.95
	Lodano	5.12
	Lodano Deep	6.82
	Liari Deep	0.00
	Limu North	0.00
	Limu East	0.00
	Muban	2.91
	Missri	0.22
	Mazari	27.43
	Makhdum Pur	0.00
	Makhdum Pur Deep	0.00
	Makrani	0.00
	Mahi	0.00
	Malkani	0.00
	Mian Ismail	0.00
	Meyun Ismail Deep	18.71
	Mohano	0.76
	Mohri	5.67
	Mohib	0.00
	Murid	1.12
	Naimat Basal	47.47
	Naimat Basal 2X	8.05
	Naimat West	3196.77
	North Akri	0.25
	Paniro	2.27
	Piaro Deep	5.38
	Piaro Deep Basal	40.14
	Qasim Deep	23.42
	Rahim North	3.99
	Rahim 1X	17.78
	Rahim 2X	2.45
	Rajani	5030.46
	Rawat	5.70
UEPL	Rawat North	5.55
	Roshnai	541.15
	Sukhi	68.65

Contd.

3.2 Production of Natural Gas

Company	Field	July, 2018
	Sajan	183.07
	Sakhi	6.70
	Saleh	22.74
	Sakhi Deep	22.27
	Salamat	995.10
	Sonro	13.22
	South Mazari	1.45
	South Mazari Deep	9.85
	Sohrab Deep	542.97
	Sumar Deep	87.11
	South Buzdar	6.15
	South Buzdar Deep	70.71
	Sheikhano	3.57
	Sutiari Deep	3055.21
	Tando Ghulam Ali	16.05
	Tangri	1.84
	Tangri Deep	7.21
	Thebo	22.23
	Tharo	55.28
	Tharo West	6.49
	Turk	46.59
	Turk Deep	91.60
	Umer	3.66
	Zaur	10.30
	Zaur Deep	4.70
	Oderoial	0.00
	Ragni Deep	0.00
	Sakhi South Deep	0.00
	Saman	0.00
	Sahu	0.00
	Siraj South	0.00
	Suhrat	0.00
	Tajedi	0.00
	Usman	0.00
	Zaur West	0.00
	Zaur Deep	0.00
	Sub Total	14944.91
OGDCL	Bobi	173.60
	Chandio	17.36
	Chutto	309.31
	Baluch	0.00
	Chak 2	613.57
	Chak 7A	13.93
	Chak 63	7.03
	Chak 63 South East	72.18
	Hakeem Daho	260.78
	Chak 66Ne	0.00
	Dachrapur	112.78
	Dars	191.35
	Dars West	269.70
	Dars Deep	223.75
	Daru	0.00
	Lala Jamali	260.10
	Jakhro	41.81
	Jarwar	0.00
	Maru-Reti	0.00
	Moolan	51.05
	Moolan North	0.00

Contd.

3.2 Production of Natural Gas

Company	Field	July, 2018
	Missan	0.00
	Noorai Jagir	31.29
	Nur Baghla	133.21
	Nim	0.00
	Pasakhi North	0.00
	Pasakhi North East	0.00
	Pasaki Deep West	0.00
	Kunnar Pasakhi Deep	3987.80
	Kunnar	229.40
	Kunnar South	416.73
	Kunnar West	287.87
	Lashari Centre	0.00
	Sari Hundi	19.00
	Shah	342.90
	Sono	0.00
	Tando Alam	0.00
	Unar	247.51
OGDCL	Qadirpur	9084.38
	Resham	17.67
	Tando Allah Yar	259.25
	Thora Deep	226.13
	Pasaki	20.62
	Pasaki East	275.30
	Maru Reti	382.06
	Thora	0.00
	Pakhro	0.00
	Sub Total	18579.42
PPL	Chachar	77.00
	Adam West	448.00
	Adam	127.00
	Kandhkot	6798.00
	Kabir	42.00
	Shahdad	329.00
	Sharf	1520.00
	Mazrani	132.00
	Sub Total	9473.00
MPCL	Koonj-1A	18.87
	Aqeeq	89.64
	Sujjal	471.37
	Sujawal	75.06
	Mari	21056.27
	Sub Total	21711.21
ENI (PAK)	Bhit	3351.94
	Badhra	2143.10
	Kadanwari	1141.88
	Sub Total	6636.92
OMV	Miano	1217.00
	Latif	995.00
	Sawan	1493.00
	Tajjal	48.00
	Sub Total	3753.00
OMV MAURICE	Saqib	0.00
	Mehar	225.23
	Sofiya	276.85
	Sub Total	502.08
PEL	Badar	475.00
	Block-22	254.73
	Sub Total	729.73

Contd.

3.2 Production of Natural Gas

Company	Field	July, 2018
POGC	Rehman	628.73
	Rizq	468.96
	Sub Total	1097.69
	Total	78854.21
K.P.K	OGDCL	
	Chanda	192.31
	Nashpa	2793.89
	Mela	296.05
	Sub Total	3282.25
	MOL	
	Makori	19.21
	Makori East	1977.65
	Makori Deep	153.56
	Mardankhel	1180.43
	Mamikhel	665.68
	Manzalai	816.14
	Maramzai	4295.44
	Tolang	265.29
Tolanj West	325.08	
Sub Total	9698.48	
Total	12980.73	
Balochistan	OGDCL	
	Loti	762.42
	Pirkoh	186.00
	Uch	13465.40
	Sub Total	14413.82
	MPCL	
	Zarghum South	424.28
	Sub Total	424.28
	PPL	
	Sui	12318.00
Sub Total	12318.00	
Total	27156.10	
Grand Total	123749	

3.3 Company wise Production of Crude Oil and Natural Gas for the month of July, 2018

Name of Company	Crude Oil (US Barrels)	Number of Oil Fields	% Share in Total Production	Natural Gas (MMCFt)	Number of Gas Fields	% Share in Total Production
OGDCL	1290672	52	48.66	37657.88	48	30.43
PPL	302815	9	11.42	24144.00	10	19.51
MPCL	62517	9	2.36	22322.29	9	18.04
OPPL	6466	1	0.24	1426.25	1	1.15
UEPL	300353	66	11.32	14944.91	80	12.08
Eni(Pak)	5395	3	0.20	6636.92	3	5.36
OMV	1601	2	0.06	3753.00	4	3.03
OMV Maurice	26719	2	1.01	502.08	2	0.41
OPL	7029	3	0.27	165.13	3	0.13
POL	59781	10	2.25	445.97	7	0.36
Dewan	1408	1	0.05	225.09	1	0.18
MOL	587461	9	22.15	9698.48	9	7.84
PEL	-	-	-	729.73	2	0.59
POGC	-	-	-	1097.69	2	0.89
Total	2652217	167	100	123749	181	100

3.4 Province wise Production of Crude Oil and Natural Gas for the month of July, 2018

Province	Crude Oil (US Barrels)	Number of Oil Fields	% Share in Total Production	Natural Gas (MMCFt)	Number of Gas Fields	% Share in Total Production
Punjab	503834	30	19.0	4758.4	26	3.8
Sindh	832511	122	31.4	78854.2	138	63.7
K.P.K	1314151	12	49.5	12980.7	12	10.5
Balochistan	1721	3	0.1	27156.1	5	21.9
Total	2652217	167	100.0	123749	181	100.0

Source: Directorate General of Petroleum concession
M/O Petroleum & Natural Resources Islamabad.

3.5 Electricity Generation Data

Year	Month	Nuclear	Hydel	Thermal	Alternate Energy	Total Electricity Generation in (GWh)
2013-14		5090	32210	70586	265	108151
2014-15		5804	32867	70996	461	110128
2015-16		4602	34573	75330	998	115502
2016-17		6658	32039	83263	2075	124035
2017-18		9636	27776	104703	3689	134995*
2018	July	777	3499	10395	468	15139*

*= Provisional

Source i) Directorate General of Petroleum concession
M/O Petroleum & Natural Resources Islamabad
ii) Electricity Generating Establishments

3.6 Mineral Production

Unit: M.T

Year	Month	Arg Clay	Barytes	Bauxite	Bentonite	Calcite	Chalk	China Clay	Coal	Copper Ore	Copper Blister	Chromite
2013-14		4934680	133658	31156	40374	562	1005	16191	3340192	2919	8930	85585
2014-15		5097109	118773	24689	23283	1694	515	18956	3407659	173	6718	101762
2015-16		5326563	157858	57024	42038	1610	231	21683	3749312	0	2389	69333
2016-17		5954130	91711	75375	42770	4448	0	28670	3953992	1065	20	105238
2017-18		6335680	88847	146045	74268	1692	0	19563	4469938	926	0	97420
2018	Jul*	435647	6605	841	1874	576	0	446	255927	0	0	2596

*= Provisional

Source: Provincial Directorates of Mines & Minerals Punjab,
Sindh, KPK, Balochistan & FATA.

3.6 Mineral Production

Unit: M.T

Year	Month	Dolomite	Emerald (Unit: Gram)	Feldspar	Fire Clay	Flourite	Fullers Earth	Garnet +Garnet Shist
2013-14		720633	906	92672	465251	7500	6397	---
2014-15		222378	3152	38568	404945	5962	8005	---
2015-16		666755	3105	316289	550977	9494	13740	75
2016-17		301124	2293	273468	584478	2263	18185	286
2017-18		488825	3658	151743	841680	2777	9188	527
2018	July*	25471	0	39123	57256	566	1932	---

Year	Month	Granite	Gravel	Gypsum	Iron ore	Laterite	Lime Stone	Magnesite
2013-14		34993	387971	1326437	197074	448898	38786733	3770
2014-15		42854	130365	1417007	328915	427129	40470356	4581
2015-16		52473	424990	1871716	432156	717138	48296551	35228
2016-17		93305	393810	2079629	501664	643405	52144064	19656
2017-18		65752	932792	2489451	677206	852171	70792933	23596
2018	July*	6465	4385	191882	59959	174293	4841110	2433

* = Provisional

Source: Provincial Directorates of Mines & Minerals Punjab,
Sindh, KPK, Balochistan & FATA.

3.6 Mineral Production

Unit: M.T

Year	Month	Magnese	Marble	Nephrite	Ocher	Ordinary Sand	Ordinary Stone	Phosphate	Pumice	Quartz crystal,(Quartz+ Quartzite)	Rock Salt	Sand Stone
2013-14		5712	2919783	---	32634	3500	2895	101971	2074	92267	2220347	197511
2014-15		4890	2815621	1463	33909	2490	2155	84606	15	38117	2136361	136828
2015-16		70	4747113	1300	68352	16068	630	125985	2376	90588	3552948	52708
2016-17		1220	4904141	676	86080	51946	32572	61677	3060	98909	3534075	183549
2017-18		153	8812892	1935	76040	35150	89466	68541	3436	126324	3590511	2308854
2018	Jul*	0	454568	92	8745	0	6322	4332	147	12229	302584	200

Year	Month	Sea Salt/Lake Salt	Shale Clay	Serpentine	Silica Sand	Slate Stone	Soap Stone	Sulphur	Trona	Crude Oil (in 000 Barrels)	Natural Gas (in MMCFt)
2013-14		254985	4002008	95	297988	359569	89022	35672	810	31585	1493686
2014-15		205454	4012962	2235	267911	392818	116223	19730	360	34490	1465758
2015-16		254089	4365751	3892	395870	470829	115648	14869	280	31652	1481551
2016-17		209018	3914902	6546	336938	587579	152279	23740	570	32269	1471854
2017-18		235497	4392160	609	375698	644313	141504	22040	350	32558	1458933
2018	Jul*	0	155481	0	26546	61148	17379	2121	10	2652	123749

* = Provisional

Source: Provincial Directorates of Mines & Minerals Punjab, Sindh, KPK, Balochistan & FATA.

4. HEALTH

4.1(a) Monthly Immunization Coverage Number of doses administered (0-11 months)children during 2018

Month(s)	BCG	OPV-0	OPV-1	OPV-2	OPV-3	IPV
Jan	569368	494123	532721	486712	475187	454996
Feb	523662	456703	510107	476538	459745	450126
Mar	512757	455752	514958	491298	479182	467587
Apr	499391	438646	483729	472418	470411	461431
May	489791	443300	474331	456933	463165	451765
Jun	487687	448289	440482	425401	427222	420899
Jul	551794	507365	488340	436003	439976	488379
Aug	563067	502858	492074	447856	433911	490623
Sep						
Oct						
Nov						
Dec						
Total	4197517	3747036	3936742	3693159	3648799	3685806

 Contd.

**4.1(a) Monthly Immunization Coverage
Number of doses administered (0-11 months)children during 2018**

Month(s)	Pentava- lent-1	Pentava- lent-2	Pentava- lent-3	Pneumo-1	Pneumo-2	Pneumo-3	Measles-1
Jan	532717	486605	472795	530660	485575	471735	430727
Feb	512479	479255	462986	511573	479270	461956	433689
Mar	516532	492783	480758	517069	493164	480794	465077
Apr	483037	472596	470907	483603	472250	469806	468504
May	473815	457403	462005	472318	456469	462047	468887
Jun	440472	425516	427419	440264	425042	426747	442889
Jul	435901	440827	487577	435425	438496	435510	476634
Aug	446314	433966	491356	447621	433688	430269	466096
Sep							
Oct							
Nov							
Dec							
Total	3841267	3688951	3755803	3838533	3683954	3638864	3652503

Source : National Institute of Health, Islamabad.

**4.1(b) Monthly Immunization Coverage
Number of doses administered (12-23 Months) children during 2018**

Month	BCG	OPV-1	OPV-2	OPV-3	Pentava- lent-1	Pentava- lent-2	Pentava- lent-3	Pneumo-1	Pneumo-2	Pneumo- 3	Measles-2
Jan	200	281	233	380	281	233	380	281	233	380	381538
Feb	0	281	233	380	281	233	380	281	233	380	392862
Mar	0	216	157	252	216	157	252	0	0	0	426923
Apr	0	312	268	239	312	268	239	0	0	0	437083
May	0	216	157	252	216	157	252	0	0	0	407104
Jun	0	337	297	281	337	297	281	0	0	0	418019
Jul	0	225	234	288	225	234	288	0	0	0	387770
Aug	0	312	267	276	312	267	276	0	0	0	378549
Sep											
Oct											
Nov											
Dec											
Total	200	2180	1846	2348	2180	1846	2348	562	466	760	3229848

BCG = Bacillus of Chalmette and Guerin
OPV = Oral Polio Vaccine

Source : National Institute of Health, Islamabad.

**4.1(c) Monthly Immunization Coverage
Number of TT doses administered to women during 2018**

MONTH	Pregnant Women					Childbearing age women				
	TT1	TT2	TT3	TT4	TT5	TT1	TT2	TT3	TT4	TT5
Jan	382317	319363	14491	4454	1971	14832	8138	7380	2435	1102
Feb	393325	329799	15897	5012	2342	13928	9099	7472	2206	1013
Mar	401417	338781	15231	4105	1987	13208	8737	8102	2747	1348
Apr	397870	332961	15120	4371	2005	14567	8460	7513	2487	1106
May	402830	340565	13256	4107	2131	11846	8740	2228	2267	1102
Jun	384827	334439	12566	3628	1815	9786	7368	6881	1921	902
Jul	427940	341325	14140	3994	1934	1265	8638	5876	2819	1077
Aug	476098	413780	16671	4886	2926	1125	8375	6291	1799	1287
Sep										
Oct										
Nov										
Dec										
Total	3266624	2751013	117372	34557	17111	80557	67555	51743	18681	8937

TT = Tetanus Toxioid

Source : National Institute of Health, Islamabad.

4.2 Monthly Report on HIV Treatment Centres June, 2018

S. No	Centre Name	Male		Female		Children		Transgender		TOTAL	TOTAL on ART
		Total	On ART	Total	On ART	Total	On ART	Total	On ART		
Federal											
1	PIMS, Islamabad	2447	1321	446	327	59	43	15	8	2967	1699
Punjab											
2	CMH, Rawalpindi	110	109	0	0	0	0	0	0	110	109
3	Mayo Hospital, Lahore	1626	1226	151	123	6	1	44	21	1827	1371
4	Services Hospital, Lahore	463	245	187	111	0	0	2	2	652	358
5	Peaditric Unit, Services Hospital, Lahore	0	0	0	0	347	250	0	0	347	250
6	Shaukat Khanum Hospital, Lahore	325	296	203	174	16	5	0	0	544	475
7	Jinnah Hospital, Lahore	1480	945	310	213	0	0	63	41	1853	1199
8	DHQ Hospital, Sargodha	788	352	170	103	32	22	3	2	993	479
9	DHQ Hospital, D.G Khan	2227	1853	501	401	0	0	5	2	2733	2256
10	DHQ Hospital, Peaditric, D.G Khan	0	0	0	0	80	80	0	0	80	80
11	Allied Hospital, Faisalabad	1821	1622	225	215	0	0	4	4	2050	1841
12	Aziz Bhatti Hospital, Gujrat	1163	819	442	354	0	0	1	1	1606	1174
13	Civil Hospital, Multan	588	588	92	92	0	0	1	1	681	681
14	BB Shaheed Hospital Rawalpindi	347	147	12	7	0	0	27	16	386	170
15	DHQ Hospital Sheikhupura	88	87	13	13	0	0	1	1	102	101
16	Sheikh Zayed Hospital Rahim Yar Khan	279	225	37	28	7	4	0	0	323	257
17	Special Clinic Chiniot	12	12	6	6	0	0	1	1	19	19
18	Fountain House Lahore	2	0	0	0	0	0	11	6	13	6
19	THQ Hospital Kot Momin	123	88	177	124	22	6	0	0	322	218
20	ART Center Peads Kunja Gujrat	0	0	0	0	95	95	0	0	95	95
Sindh											
21	Civil Hospital, Karachi	5273	2977	486	396	27	0	142	98	5928	3471
22	Peaditric Unit, Civil Hospital, Karachi	0	0	0	0	231	182	0	0	231	182
23	Indus Hospital, Karachi	845	603	136	121	0	0	33	24	1014	748
24	Aga Khan Hospital, Karachi	58	45	14	13	0	0	0	0	72	58
25	Aga Khan Hospital, Peaditric, Karachi	0	0	0	0	73	57	0	0	73	57
26	ART Center Liyari Karachi	15	9	1	0	0	0	1	1	17	10
27	Chanka Medical College Hospital, Larkana	1671	1411	400	370	16	6	32	26	2119	1813
Khyber Pakhtunkhwa											
28	Hayatabad Medical Complex, Peshawar	1515	1403	464	448	64	60	22	22	2065	1933
29	Lady Reading Hospital, Peshawar	45	22	8	7	1	0	0	0	54	29
30	KDA Hospital, Kohat	287	254	125	120	22	19	0	0	434	393
Balochistan											
31	Bolan Medical Complex, Quetta	539	380	130	116	24	19	7	5	700	520
32	ART Center, Turbat	257	157	30	24	10	6	0	0	297	187
Total		24394	17196	4766	3906	1132	855	415	282	30707	22239

Source:- National AIDS Control Programme, NIH, Islamabad.

4.3(a) Register Veterinary Medical Practitioner With PVMC- 2018

RVMP Registration for the year of 2017	Male	Female	D.V.M	M.Sc	M.Phil	Ph.D	Total
Jan	37	5	42	Nil	Nil	Nil	42
Feb	47	2	49	Nil	Nil	Nil	49
Mar	35	2	37	Nil	Nil	Nil	37
Apr	58	12	70	Nil	Nil	Nil	70
May	57	7	64	Nil	Nil	Nil	64
Jun	61	5	66	Nil	Nil	Nil	66
Jul	215	36	251	Nil	Nil	Nil	251
Aug	72	16	88	Nil	Nil	Nil	88
Sep							
Oct							
Nov							
Dec							
Total	582	85	667	Nil	Nil	Nil	667

Total RVMP Registered since 1st January 2018 to 31st August 2018=667
Total RVMP Registered since 30th May 2000 to 31st August 2018= 13007

Source:- Pakistan Veterinary Medical Council, Islamabad.

4.3(b) Registered Animal Husbandry Graduate With PVMC- 2018

RVMP Registration for the year of 2016	Male	Female	B.Sc. (Hons) A.H	M.Sc.	Ph.D	Total
Jan	Nil	Nil	Nil	Nil	Nil	Nil
Feb	Nil	Nil	Nil	Nil	Nil	Nil
Mar	Nil	Nil	Nil	Nil	Nil	Nil
Apr	Nil	Nil	Nil	Nil	Nil	Nil
May	Nil	Nil	Nil	Nil	Nil	Nil
Jun	1	Nil	Nil	Nil	1	1
Jul	1	Nil	1	Nil	Nil	1
Aug	1	Nil	1	Nil	Nil	1
Sep						
Oct						
Nov						
Dec						
Total	3	Nil	2	Nil	1	3

4.4 Tuberculosis Report (FTI) (Apr-June, 2018)

Provinces/Regions	TB Cases B+ (N+R)	CDR B+	TB All Types			CDR Total	% Treatment Success Rate* (TSR)
			Male	Female	Total		
Punjab	21667	83	29261	27178	56439	77	NA
Sindh	8059	70	9786	8694	18480	59	NA
K.P.K	3324	57	5446	5494	10940	66	NA
Balochistan	967	31	1213	1332	2545	31	NA
F.A.T.A	326	26	587	566	1153	34	NA
Gilgit Baltistan	118	34	375	463	838	89	NA
AJK	546	54	700	653	1353	49	NA
ICT	153	32	251	212	463	35	NA
Pakistan	35160	71	47619	44592	92211	67	NA

CDR : Case Deduction Rate

B+ Bacteriologically positive N+ New Case

R: Replapse Cases * Available One Year Lag

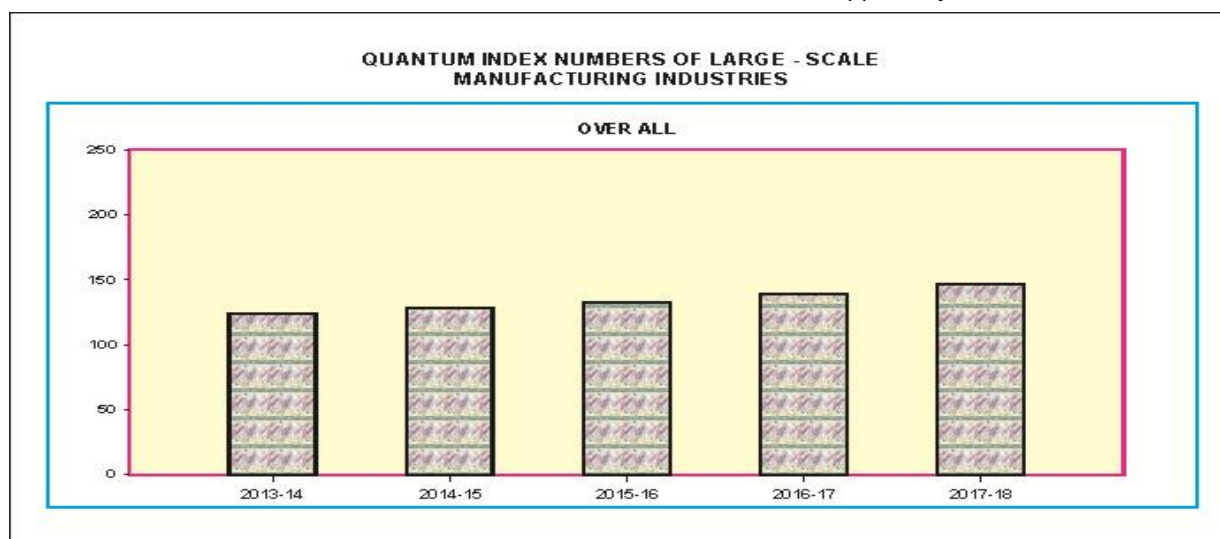
Source: National TB Control Programme NIH, Islamabad.

5. MANUFACTURING

5.1 Quantum Index Numbers of Large-Scale Manufacturing Industries

Year/month	Manufacturing (Over all)	Selected Items						
		Vegetable Ghee	Tea Blended	Cigarettes	Cotton Yarn	Cotton Cloth	Jute Goods	Paper & Board
(2005-06=100)								
2013-14	123.68	102.92	160.00	100.54	130.52	114.64	97.34	150.82
2014-15	127.89	102.88	184.39	97.71	131.94	114.73	90.32	136.53
2015-16	131.90	107.79	216.69	83.45	133.73	114.98	52.99	134.42
2016-17	139.55	111.15	234.42	53.54	134.62	115.44	57.31	147.30
2017-18	146.91	115.21	240.19	92.08	134.70	115.48	70.98	161.12
2017 Nov	132.97	112.42	272.92	91.27	134.51	115.38	69.45	157.14
Dec	153.58	125.24	376.09	83.80	135.02	115.51	76.02	169.74
2018 Jan	171.61	107.20	223.83	96.99	135.21	115.88	79.64	171.85
Feb	163.05	104.68	242.96	97.25	135.46	116.04	71.46	167.07
Mar	175.17	111.88	266.66	116.71	135.47	116.31	79.04	167.57
Apr	157.28	122.41	212.11	117.44	134.36	114.72	76.19	162.79
May	138.25	112.53	204.32	104.20	134.52	114.98	76.62	163.29
Jun	126.31	114.05	186.92	29.66	134.41	114.32	59.00	161.63
Jul	135.67	122.43	226.87	84.89	134.16	115.71	62.10	159.31
Aug	132.76	120.25	230.25	95.83	134.31	115.78	56.45	153.72
Sep	134.28	117.72	222.64	101.16	134.41	115.84	61.35	155.45
Oct	143.34	119.37	255.92	106.91	134.65	115.94	69.00	183.90
Nov	134.57	115.45	251.96	98.47	134.56	115.54	64.36	134.32

Source:- (i) Provincial Bureau of Statistics
(ii) Ministry of Industries



Contd.

5.1 Quantum Index Numbers of Large-Scale Manufacturing Industries

Year/month	Selected Items					
	Cement	Auto Mobile	Fertilizers			
			Nit Fertilizer	Phos Fertilizer	Total	
(2005-2006=100)						
2013-14	169.24	91.15	104.81	137.52	107.75	
2014-15	173.37	112.59	108.91	150.60	112.66	
2015-16	190.86	130.74	125.14	160.24	128.30	
2016-17	199.43	145.41	127.03	164.74	130.42	
2017-18	221.65	171.32	114.39	149.37	117.54	
2017	Nov	234.52	164.50	108.00	164.08	113.04
	Dec	223.59	155.27	121.76	151.45	124.43
2018	Jan	235.68	185.70	115.40	89.89	113.10
	Feb	220.10	164.09	101.00	147.49	105.18
	Mar	261.73	187.78	118.36	160.80	122.18
	Apr	244.67	187.58	114.95	87.83	112.51
	May	225.99	171.55	102.62	140.75	106.06
	Jun	170.59	147.68	117.24	158.20	120.92
	Jul	201.29	180.61	119.49	163.66	123.46
	Aug	193.15	155.38	120.99	162.98	124.77
	Sep	209.37	168.66	117.69	153.97	120.96
	Oct	255.98	192.69	138.39	139.03	138.44
	Nov	211.96	159.00	131.19	162.71	134.03

Source: (i) Provincial Bureaus of Statistics
(ii) M/o. Industries & Production

5.2 Production of Manufacturing Items

Year / Month	Vegetable Ghee (i)		Sugar (i)		Tea Blended (ii)		
	No. of reporting factories	Production (Tonnes)	No. of reporting factories	Production (Tonnes)	No. of reporting factories	Production (Tonnes)	
2013-14	87	1185215	84	5582353	10	101758	
2014-15	87	1184760	78	5149776	5	117270	
2015-16	87	1241346	78	5114899	5	137818	
2016-17	87	1280086	78	7048558	5	149091	
2017-18	94	1326838	84	6565817	10	152758	
2017	Nov	94	107891	84	40000	10	14465
	Dec	94	120193	84	843165	10	19933
2018	Jan	94	102876	84	1745394	10	11863
	Feb	94	100459	84	1433016	10	12877
	Mar	94	107369	84	1592014	10	14133
	Apr	94	117480	84	810800	10	11242
	May	94	107990	84	91525	10	10829
	Jun	94	109454	84	9903	10	9907
	Jul	94	117497	84	0	10	12024
	Aug	94	115400	84	0	10	12203
	Sep	94	112979	84	0	10	11800
	Oct	94	114562	84	0	10	13564
	Nov	94	110801	84	0	10	13354

Contd.

5.2 Production of Manufacturing Items

Year/month	Beverages (i)		Cigarettes (ii)		
	No. of reporting factories	Production (000 litres)	No. of reporting factories	Production (Million Nos.)	
2013-14	53	2551646	14	64482	
2014-15	48	2955748	7	62667	
2015-16	48	3137139	7	53522	
2016-17	48	3564599	7	34341	
2017-18	48	3562711		59058	
2017	Nov	48	181183	7	4878
	Dec	48	143536	7	4479
2018	Jan	48	247293	7	5184
	Feb	48	263257	7	5198
	Mar	48	302672	7	6238
	Apr	48	340873	7	6277
	May	48	347977	7	5569
	Jun	48	343310	7	1585
	Jul	48	335527	7	4537
	Aug	48	395830	7	5122
	Sep	48	338311	7	5407
	Oct	48	287533	7	5714
	Nov	48	214926	7	5263

* In the new base 2005-06 Beverages has been replaced by soft drinks, juices, syrups and squashes and liquors.

Source: (i) Provincial Bureaus of Statistics
(ii) M/o. Industries & Production

Contd.

5.2 Production of Manufacturing Items

Year/Month	No. of reporting factories	Cotton Textiles (Mills sector)													
		Capacity installed			Capacity worked			Spindle hours worked (Mn. No.)	Looms hours worked (Mn.No.)	Rotors hours worked (Mn.No.)	Consumption of Raw Cotton (Tonnes)	Total Yarn Production (Tonnes)	Surplus Yarn (Tonnes)	Total Production of Cloth(000) (Sq.m)	
		No. of Spindles (000)	No. of Looms (000)	No. of Rotors (000)	No. of Spindles (000)	No. of Looms (000)	No. of Rotors (000)								
2013-14	411	13184340	7934	185387	10998890	5890	125420	6602	2	41	111246	3323655	3222	1036100	
2014-15	411	13184340	7934	185387	11057945	5234	113323	6559	2	41	113468	3359978	3358	1036950	
2015-16	408	13409420	8188	187259	11263025	5488	115041	78549	28	568	115286	3415339	3302	1039183	
2016-17	408	13409420	9084	198801	11338265	6384	126583	77213	30	596	115871	3428048	3312	1043290	
2017-18															
2017	Nov	408	13409420	9014	198801	11263025	5830	122733	6335	2	49	9718	285450	276	86900
	Dec	408	13409420	9014	198801	11263025	5899	124656	6546	3	51	9720	286535	257	87000
2018	Jan	408	13409420	9014	198801	11288105	5968	126583	6560	3	52	9725	286925	277	87275
	Feb	408	13409420	9014	198801	11313185	6037	126583	5939	2	47	9010	287450	278	87400
	Mar	408	13409420	9014	198801	11313185	6037	126583	6575	3	52	9850	287475	279	87600
	Apr	408	13409420	9014	198801	11313185	6037	126583	6460	3	50	9710	285125	275	86405
	May	408	13409420	9014	198801	11313185	6037	126583	6580	3	52	9870	285470	277	86600
	Jun	408	13409420	9084	198801	11338265	6384	126583	6620	2	48	9727	285240	276	86100
	Jul	408	13409420	9084	198801	11338265	6384	126583	6805	2	50	9858	284700	275	87150
	Aug	408	13409420	9084	198801	11338265	6384	126583	6885	2	50	9873	285015	275	87200
	Sep	408	13409420	9084	198801	11338265	6384	126583	6632	2	49	9742	285240	275	87250
	Oct	408	13409420	9084	198801	11338265	6384	126583	6885	2	50	9762	285750	276	87325
	Nov	408	13409420	9084	198801	11338265	6384	126583	6332	2	49	9759	285545	276	87025

Source: Textile Commissioner Organization Karachi.

5.2 Production of Manufacturing Items

Year / Month	Cotton Cloth (Mills Sector) (Thousand square metres)															Grand Total
	Fine					Medium					Coarse					
	Grey	Blea-ched	Dyed & Printed	Blen-ded	Total	Grey	Blea-ched	Dyed & Printed	Blend-ed	Total	Grey	Blea-ched	Dyed & Printed	Blend-ed	Total	
2013-14	332500	43042	88491	41699	505732	123095	55999	172216	7353	358663	116821	29281	18167	10537	174806	1039201
2014-15	334305	40579	36469	39118	500470	122312	54492	172566	6054	355424	120793	32228	21312	13062	187395	1043289
2015-16	28160	3626	7456	3518	42760	10363	4650	14446	564	30023	9870	2413	1449	785	14517	87300
2016-17	28247	3643	7473	3545	42908	10380	4672	14469	581	30102	9887	2435	1470	698	14490	87500
2017-18	28130	3576	7406	3467	42579	10263	4550	14346	464	29623	9770	2313	1389	641	14113	86315
2017 Nov	28172	3247	7063	3106	41580	10315	4469	14298	492	29574	10296	2843	1945	1154	16238	87400
Dec	28073	3217	7032	3076	41398	10275	4440	14271	453	29439	10267	2824	1926	1146	16163	87000
2018 Jan	28132	3241	7056	3100	41529	10301	4461	14291	479	29532	10285	2837	1938	1154	16214	87275
Feb	28172	3247	7063	3106	41580	10315	4469	14298	492	29574	10296	2843	1945	1154	16238	87400
Mar	28235	3256	7078	3115	41684	10340	4471	14314	505	29630	10318	2855	1956	1157	16286	87600
Apr	28005	3115	7010	3030	41150	10185	4406	14075	454	29120	10203	2846	1941	1145	16135	86405
May	28073	3129	7017	3036	41255	10206	4413	14102	460	29181	10221	2850	1945	1148	16164	86600
Jun	43252	27927	3084	7002	2992	41005	10064	4404	14087	451	29006	10173	2836	1939	1141	16089
Jul	43299	28215	3173	7195	3068	41651	10213	4485	14135	492	29325	10205	2878	1943	1148	16174
Aug	43330	28220	3181	7197	3079	41677	10229	4488	14142	493	29352	10210	2881	1939	1141	16171
Sep	43361	28272	3189	7245	3081	41787	10219	4424	14130	487	29260	10198	2894	1956	1155	16203
Oct	28281	3185	7201	3082	41749	10241	4497	14157	497	29392	10207	2888	1945	1144	16184	87325
Nov	28009	3179	7233	3080	41501	10235	4423	14141	478	29277	10241	2897	1949	1160	16247	87025

Source: Textile Commissioner's Organization, Karachi.

Contd.

5.2 Production of Manufacturing Items

Year / month	No. of reporting factories	Jute Textiles									Raw Jute consumed (Bales)
		Capacity installed		Capacity worked		Production (Tonnes)					
		No. of Spindles	No. of Looms	No. of Spindles	No. of Looms	Total	Hessian	Sacking	Others		
2013-14	10	36392	1755	23759	974	102820	12748	77188	12884	57118	
2014-15	10	24544	1092	20607	847	94392	13126	64840	16426	40107	
2015-16	10	24272	1134	8186	569	55377	13473	30027	11877	33205	
2016-17	10	24272	1138	12917	711	59890	9466	36785	13639	91773	
2017-18	10	24272	1138	13228	710	6539	584	4936	1019	110397	
2017	Nov	10	24712	1138	14095	750	6048	1034	3313	1701	75148
	Dec	10	24712	1138	14081	763	6620	791	4463	1366	86181
2018	Jan	10	24712	1138	9288	789	6936	831	4975	1130	120353
	Feb	10	24712	1138	14502	779	6223	765	4271	1187	128066
	Mar	10	24712	1072	14276	772	6883	710	5038	1135	134959
	Apr	10	24712	1072	13756	726	6635	585	4896	1154	145331
	May	10	24712	1072	14685	802	6673	789	4954	930	148914
	Jun	10	24712	1072	14331	796	5138	753	3601	784	163221
	Jul	10	24712	1072	13971	743	5408	847	3630	931	162557
	Aug	10	24712	1072	13862	754	4916	857	3239	820	190245
	Sep	10	24712	1072	13363	735	5343	1021	3358	964	203021
	Oct	10	24712	1072	13675	718	6009	1083	3675	1251	191621
	Nov	10	24712	1072	13799	744	5605	959	3455	1191	165433

Source: Pakistan Jute Mills Association, Lahore.

Contd.

5.2 Production of Manufacturing Items

Year/month	Paper		Paper Board		
	No. of reporting factories	Production (Tonnes)	No. of reporting factories	Production (Tonnes)	
2013-14	19	218655	12	465845	
2014-15	36	203994	21	415657	
2015-16	36	233146	21	376913	
2016-17	36	263876	21	404625	
2017-18	36	273898	21	457331	
2017	Nov	36	21341	21	38088
	Dec	36	24464	21	39732
2018	Jan	36	23595	21	41401
	Feb	36	25094	21	38091
	Mar	36	25138	21	38238
	Apr	36	24230	21	37338
	May	36	22902	21	38855
	Jun	36	22687	21	38441
	Jul	36	22243	21	38008
	Aug	36	21737	21	36402
	Sep	36	20658	21	38135
	Oct	36	24242	21	45310
	Nov	36	21338	21	29461

5.2 Production of Manufacturing Items

Year / month	Chemicals (Tonnes)					
	No. of reporting factories	Soda Ash (i)	Caustic Soda (i)	Sulphuric Acid (ii)	Chlorine Gas (ii)	
2013-14	2	39998	167465	85348	14960	
2014-15	2	35794	183952	70229	17355	
2015-16	2	41682	225250	75139	16397	
2016-17	2	40475	223855	55979	16316	
2017-18	2	42082	270126	50050	16354	
2017	Nov	2	40475	18301	3915	1441
	Dec	2	42082	26013	4007	1812
2018	Jan	2	42944	26122	3455	1445
	Feb	2	39522	21686	4057	1399
	Mar	2	47544	26698	4267	1251
	Apr	2	46576	27183	3311	1203
	May	2	47425	25298	3909	1181
	Jun	2	45712	22577	3945	1220
	Jul	2	44820	24164	3937	1463
	Aug	2	43341	22053	4021	1589
	Sep	2	46011	20517	4269	1581
	Oct	2	48578	21825	8318	1594
	Nov	2	44551	21133	3551	1476

Source:- (i) Provincial Bureaus of Statistics
(ii) M/o. Industries & Production.

Contd.

5.2 Production of Manufacturing Items

Year/ month	Chemical Fertilizers (Tonnes) (i)						Paints & Varnishes Solid(ii)		Paints & Varnishes Liquid (ii)	
	No. of reporting factories	Urea	Super Phosphate	Ammonium Nitrate	Nitro Phosphate	DI.Amm. Phosphate	No. of reporting factories	Production (Tonnes)	No. of reporting factories	Production (000 Ltrs.)
2013-14	11	4930283	87754	519104	447168	693142	22	37236	20	40528
2014-15	11	5073083	63583	569182	501901	754853	22	48631	20	43077
2015-16	11	5846881	89461	647351	594633	787578	22	53651	20	54028
2016-17	14	5912728	81649	664656	630156	802385	22	49173	20	56563
2017-18	14	5405194	65194	518947	471352	758379	22	50962	20	49282
2017 Nov	14	422709	6279	44862	37436	71986	22	3995	20	3496
Dec	14	484372	5551	42762	37325	65437	22	4361	20	3437
2018 Jan	14	456909	5698	42153	35260	31073	22	3832	20	3511
Feb	14	397835	3831	37618	32844	64635	22	3959	20	3824
Mar	14	468488	3037	43999	36766	71112	22	4362	20	3642
Apr	14	456692	3681	40092	34493	30945	22	4333	20	3758
May	14	408834	5422	34716	27134	62100	22	4226	20	3513
Jun	14	471807	4525	34115	31836	71185	22	4219	20	3358
Jul	14	478105	6482	39707	36044	73321	22	4213	20	3392
Aug	14	486140	2072	39945	36921	75494	22	3867	20	3662
Sep	14	466282	8807	40127	36747	64540	22	3765	20	3530
Oct	14	559904	12979	36118	34824	55710	22	4825	20	3579
Nov	14	524742	12854	36845	43967	66483	22	4005	20	3714

Source: (i) Provincial Bureau of Statistics.
(ii) M/o. Industries & Production.

Contd.

5.2 Production of Manufacturing Items

Year/Month	No. of Reporting Refineries	Petroleum Products (000 Ltrs.)											
		Jet Fuel	Kerosene	Motor Spirit	High Speed Diesel	Diesel Oil N.O.S.	Furnace Oil	Lubricating Oil	Jute Batching Oil	Solvent-Neptha	L.P.G.	Petroleum Products N.O.S.	Total Petroleum Products
2013-14	4	995514	175699	2171499	5088237	60893	3041178	224608	2789	1008195	380597	279584	13428792
2014-15	4	1032079	218450	2195500	5327291	56827	3121192	209475	2666	1382571	382403	296135	1422589
2015-16	4	1080694	183786	2215729	5235662	34950	3079586	233193	1759	1242105	441358	410818	14159638
2016-17	4	1134864	161097	2517957	5466522	28770	3215366	216810	2596	1026183	501370	367459	14638994
2017-18	4	1128146	141600	2988436	6282558.4	38369	3477921	200204	2831	1084763	725174	507135.99	1152127
2017 Nov	4	80101	10102	214306	445068	1610	243295	9831	221	81262	56958	43121	43121
Dec	4	97850	12342	228671	400706	2245	207167	15932	313	77388	52415	43989	43989
2018 Jan	4	96756	9110	234595	515687	2798	273406	17076	147	87903	57224	46643	46643
Feb	4	94013	10529	278731	514216	3132	245991	16324	201	58727	66599	51195	51195
Mar	4	108396	11606	283057	542969	3738	272015	18876	289	84590	73556	53920	53920
Apr	4	100646	9833	268276	572544	4467	312768	19439	363	93840	77951	43961	43961
May	4	101648	11891	273393	588953	3404	336518	17076	181	91193	71611	46012	46012
Jun	4	78566	14740	275714	555621	5183	268214	17802	277	73227	59023	39956	39956
Jul	4	77958	15557	15557	519779	2410	285800	18008	114	54078	78687	25729	1357165
Aug	4	84538	14465	14465	480874	2879	270905	17291	207	55382	71130	23582	1290484
Sep	4	75221	10595	10595	495763	4959	268741	17793	282	45356	74732	23967	1287603
Oct	4	96258	9604	9604	506857	4202	284017	19042	221	77755	77644	29041	1381358
Nov	4	83113	5663	5663	482977	4057	248256	17226	204	42649	70981	29328	1242683

Source:- Oil Companies Advisory Committee.

Contd.

5.2 Production of Manufacturing Items

Year/month	Manufacture/Assembly of Automobiles (Nos.) (i)							Bicycles (ii)		
	Cars	Jeeps (4x4)	Light commercial vehicles	Trucks	Buses	Motor Cycles	Tractors	No. of reporting factories	Production (Nos.)	
2013-14	116281	1217	17477	2674	559	1728137	34524	3	203669	
2014-15	152524	1109	28189	4039	575	1777251	48883	3	210931	
2015-16	179944	773	35836	5666	1070	2071123	34914	3	198966	
2016-17	186936	3530	24265	7712	1118	2500650	53975	3	200218	
2017-18	217774	13364	29055	9187	784	2825071	71894	3	199705	
2017	Nov	17423	1540	2647	656	19	225532	5947	3	16005
	Dec	16598	1187	2554	625	34	225532	4916	3	17501
2018	Jan	20434	904	2685	864	26	225532	6419	3	15911
	Feb	17633	940	2321	703	52	225532	6543	3	16100
	Mar	20312	963	2698	826	68	225532	6975	3	17296
	Apr	19226	1444	2512	829	93	225532	7950	3	16495
	May	17034	1193	2061	808	66	225532	6870	3	16728
	Jun	15348	886	1877	643	70	225532	4523	3	17366
	Jul	21377	722	2741	856	108	215763	4558	3	15354
	Aug	17977	721	2305	532	99	198447	4341	3	14397
	Sep	18834	704	1971	661	74	238263	5040	3	14212
	Oct	22553	763	2143	697	61	254533	6382	3	14717
	Nov	19521	608	1796	549	99	195918	3938	3	14283

Source:- (i) Provincial Bureau of Statistics
(ii) M/o. Industries & Production

Contd.

5.2 Production of Manufacturing Items

Year/month	Steel Products (Tonnes) (i)						
	Coke	Pig iron	Billets	H.R. sheets/ strips/plates/ coils	C.R. sheets/ strips/plates/ coils	Galvanized sheets	
2013-14	275777	265478	2730992	127028	2848	0	
2014-15	57394	1509	3183258	0	0	0	
2015-16	0	0	4099000	0	0	0	
2016-17	0	0	408000	0	0	0	
2017-18	0	0	424000	0	0	0	
2017	Nov	0	0	440000	0	0	0
	Dec	0	0	425000	0	0	0
2018	Jan	0	0	430000			
	Feb	0	0	436000			
	Mar	0	0	435000			
	Apr	0	0	396000			
	May	0	0	375000			
	Jun	0	0	442000			
	Jul	0	0	436000			
	Aug	0	0	430000			
	Sep	0	0	415000			
	Oct	0	0	320000			
	Nov	0	0	321000			

Source: M/o. Industries & Production.

Contd.

5.2 Production of Manufacturing Items

Year/Month	Cycle Tyres (i)		Cycle Tubes (i)		Motor tyres (i)		Motor tubes (i)		Cement (ii)		
	No. of reporting factories	Production (000 Nos.)	No. of reporting factories	Production (000 Nos.)	No. of reporting factories	Production (000 Nos.)	No. of reporting factories	Production (000 Nos.)	No. of reporting factories	Production (000 MT)	
2013-14	10	4038	10	8061	8	8802	8	20825	23	31418	
2014-15	10	4633	10	8391	8	9058	8	22001	23	32185	
2015-16	10	4205	10	7285	8	9735	8	24467	23	35432	
2016-17	10	3930	10	7577	8	9710	8	24635	23	37022	
2017-18	10	3710	10	7631	8	10360	8	24628	23	41148	
2017	Nov	10	317	10	651	8	899	8	2057	23	3628
	Dec	10	325	10	661	8	891	8	2056	23	3459
2018	Jan	10	320	10	629	8	892	8	2038	23	3646
	Feb	10	314	10	629	8	850	8	2037	23	3405
	Mar	10	309	10	623	8	878	8	2054	23	4049
	Apr	10	304	10	614	8	893	8	2051	23	3785
	May	10	305	10	625	8	867	8	2056	23	3496
	Jun	10	307	10	630	8	834	8	2056	23	2639
	Jul	10	360	10	789	8	914	8	2060	23	3114
	Aug	10	363	10	792	8	864	8	2065	23	2988
	Sep	10	365	10	796	8	895	8	2111	23	3239
	Oct	10	368	10	800	8	931	8	2133	23	3960
	Nov	10	372	10	805	8	925	8	2114	23	3279

Source:(i) Provincial Bureaus' of Statistics.

(ii) M/o. Industries & Production.

Contd.

5.2 Production of Manufacturing Items

Year/month	No. of Reporting Factories	Electric Bulbs (iii) Production (000 Nos.)	No. of Reporting Factories	Electric Tubes (iii) Production (000 Metres)	
2013-14	7	75106	0	0	
2014-15	7	64623	0	0	
2015-16	7	73915	0	0	
2016-17	7	72394	0	0	
2017-18	7	76440	0	0	
2017	Nov	7	6368	0	0
	Dec	7	6349	0	0
2018	Jan	7	5628	0	0
	Feb	7	3456	0	0
	Mar	7	5423	0	0
	Apr	7	6797	0	0
	May	7	6070	0	0
	Jun	7	5366	0	0
	Jul	7	6328	0	0
	Aug	7	6365	0	0
	Sep	7	6158	0	0
	Oct	7	5084	0	0
	Nov	7	4778	0	0

5.2 Production of Manufacturing Items

Year/Month	Sewing Machines		Electric Motors		Electric Transformers		T.V. Sets		
	No. of reporting factories	Production (Nos.)	No. of reporting factories	Production (Nos.)	No. of reporting factories	Production (Nos.)	No. of reporting factories	Production (Nos.)	
2013-14	8	19834	19	9906	7	12175	9	426600	
2014-15	8	19272	19	9013	7	24993	9	428164	
2015-16	8	13465	19	7319	7	32758	9	453205	
2016-17	8	18290	19	9206	7	36995	9	438869	
2017-18	8	23360	19	24883	7	45069	9	400307	
2017	Nov	8	633	19	1655	7	3542	9	33149
	Dec	8	1707	19	4532	7	3489	9	32389
2018	Jan	8	3591	19	1089	7	2419	9	32072
	Feb	8	3129	19	1217	7	2367	9	34373
	Mar	8	912	19	1237	7	3097	9	34607
	Apr	8	1601	19	1249	7	6053	9	35717
	May	8	4307	19	1217	7	6236	9	34022
	Jun	8	1616	19	1144	7	3894	9	31670
	Jul	8	2964	19	3947	7	2775	9	32134
	Aug	8	1385	19	2208	7	2683	9	32278
	Sep	8	2828	19	3711	7	3128	9	31601
	Oct	8	3137	19	4975	7	3125	9	32858
	Nov	8	3597	19	6303	7	2738	9	32967

Source: Provincial Bureaus of Statistics.

6. MONEY & CREDIT

6.1 Reserve Money

(Million Rupees)

Components	2013-14	2014-15	2015-16	2016-17	2017-18
A. Currency in Circulation	2177873	2554749	3333784	3911315	4387828
B. Cash in Tills	139490	160299	229331	264627	255891
C. Other Deposits with SBP1	13147	13747	18756	22692	26962
D. Bank Deposits	530746	413234	391760	669338	813949
Reserve Money (A+B+C+D)		3142030	3973631	4867971	5484630
Factor Affecting Reserve Money (RM)	2861256				
A. Net Foreign Assets		722415	1033016	828923	12453
B. Net Domestic Assets (1+2+3)		2419615	2940615	4039049	5472177
1. Net Govt. Sector Borrowing (i+ii)	2432250	1919064	1430400	2337124	3600435
i. Borrowings for Budgetary Support	2409794	1928868	1442243	2350109	3613406
a) Federal Government	22456	2098634	1730308	2440624	3667619
of which deposits with SBP		-235865	-329211	-91238	-40546
b) Provincial Government	494563	-168045	-278291	-88555	-43840
Balochistan		-42170	-18257	-1460	-5329
Khyber Pakhtunkhwa	500041	-27663	-76020	-30245	-23945
Punjab	51923	-74384	-96432	-38146	-5114
Sindh	42833	-23829	-87581	-18704	-9453
c) AJK Government	160553	3049	955	7279	5515
d) Gilgit-Baltistan	--	-4769	-10730	-9239	-15888
ii. Others	244731	-9803	-11843	-12985	-12971
2. Credit to Non-Govt. Sector (i+ii+iii)		394911	402348	491157	562297
i. Claims on Scheduled Banks(a+b+c+d+e)	18597	400734	407364	500160	569866
a. Agriculture Sector	-24075	52026	51758	1217	1056
b. Industrial Sector		39405	42321	79196	113524
c. Export Sector	-555023	193124	204617	238383	292539
d. Housing Sector	2371790	--	-	-	-
e. Others	489467	116178	108668	181364	162747
ii. Claims on NBFIs	2861256	18252	19228	15241	16675
iii. PSEs Special A/c Debt Repayment with SBP/PSPC*	--	-24075	-24244	-24244	-24244
3. Other Items (Net)	--	105639	1107867	1210768	1309445
Reserve Money (RM) (A+B)	--	3142030	3973631	4867971	5484630

P Provisional

Source: Statistics & Data Warehouse Department, SBP.

Note: 1. Excluding IMF A/c Nos. 1&2, SAF loan account, counterpart funds, deposits of foreign central banks, foreign govts. International organizations and deposit money banks.

i. Data is based on weekly returns. The quarterly data covers the period up to the last working day of the month and others months data up to the last working day of last week.

ii. Data from 30 June 2013 onward is revised on account of reclassification of SBP accounts.

6.1 Reserve Money

(Million Rupees)

Components	2017		2018	
	Nov.	Dec.	Jan.	Feb.
A. Currency in Circulation	3926868	3926957	3993781	4053248
B. Cash in Tills	203646	201307	204511	202153
C. Other Deposits with SBP1	22581	22624	22914	22737
D. Bank Deposits	666054	733921	714907	674214
Reserve Money (A+B+C+D)	4819150	4884808	4936114	4952351
Factor Affecting Reserve Money (RM)				
A. Net Foreign Assets	571534	642399	543853	430973
B. Net Domestic Assets (1+2+3)	4247616	4242409	4392261	4521378
1. Net Govt. Sector Borrowing (i+ii)	2455385	2336355	3241700	2777205
i. Borrowings for Budgetary Support	2468304	2347380	3253035	2786158
a) Federal Government	2754809	2602428	3521780	3074519
of which deposits with SBP	-257291	-12470	-17388	-608147
b) Provincial Government	-276761	-247782	-259227	-273622
Balochistan	-37796	-39238	-42528	-41786
Khyber Pakhtunkhwa	-47859	-53043	-54617	-67870
Punjab	-102104	-79162	-81892	-82567
Sindh	-89002	-76340	-80189	-81398
c) AJK Government	3065	4587	4819	329
d) Gilgit-Baltistan	-12809	-11853	-14337	-15068
ii. Others	-12919	-11025	-11335	-8954
2. Credit to Non-Govt. Sector (i+ii+iii)	530122	554120	559490	556586
i. Claims on Scheduled Banks(a+b+c+d+e)	538957	562690	567782	564745
a. Agriculture Sector	1028	993	914	936
b. Industrial Sector	94726	97661	99557	103063
c. Export Sector	278572	299206	302481	296155
d. Housing Sector	-	-	--	--
e. Others	164631	164830	164830	164592
ii. Claims on NBFIs	15409	15674	15952	16085
iii. PSEs Special A/c Debt Repayment with SBP/PSPC*	-24244	-24244	-24244	-24244
3. Other Items (Net)	1262108	1351933	591071	1187587
Reserve Money (RM) (A+B)	4819150	4884808	4936114	4952351

Contd.

6.1 Reserve Money

(Million Rupees)

Components	2018			
	Mar.	Apr.	May.	Jun.
A. Currency in Circulation	4098603	4190279	4367855	4387828
B. Cash in Tills	197485	233884	261674	255891
C. Other Deposits with SBP1	22983	23732	26383	26962
D. Bank Deposits	747299	680539	716538	813949
Reserve Money (A+B+C+D)	5066370	5128434	5372450	5484630
Factor Affecting Reserve Money (RM)				
A. Net Foreign Assets	364599	355243	196588	11602
B. Net Domestic Assets (1+2+3)	4701771	4773190	5175862	5473029
1. Net Govt. Sector Borrowing (i+ii)	4502969	3657662	4742798	3600077
i. Borrowings for Budgetary Support	4511578	3666206	4751412	3613047
a) Federal Government	4749712	3823090	4914953	3667260
of which deposits with SBP	-15348	-973215	-10869	-12957
b) Provincial Government	-226928	-138897	-146300	-43840
Balochistan	-40155	-37253	-26796	-5329
Khyber Pakhtunkhwa	-61825	-52598	-47766	-23945
Punjab	-69243	-16245	-45992	-5114
Sindh	-55706	-32501	-25747	-9453
c) AJK Government	3900	-589	1256	5515
d) Gilgit-Baltistan	-15106	-17397	-18497	-15888
ii. Others	-8608	-8544	-8614	-12971
2. Credit to Non-Govt. Sector (i+ii+iii)	561539	564723	560000	565867
i. Claims on Scheduled Banks(a+b+c+d+e)	569611	572757	568063	573179
a. Agriculture Sector	935	894	935	1056
b. Industrial Sector	106260	107481	109296	113524
c. Export Sector	296358	298342	291792	292558
d. Housing Sector	--	--	-	-
e. Others	166059	166040	166040	166040
ii. Claims on NBFIs	16171	16210	16181	16932
iii. PSEs Special A/c Debt Repayment	-24244	-24244	-24244	-24244
with SBP/PSPC*				
3. Other Items (Net)	-362737	550806	-126936	1307085
Reserve Money (RM) (A+B)	5066370	5128433	5372450	5484630

Contd.

6.1 Reserve Money

(Million Rupees)

Components	2018				
	Jul.	Aug.(R)	Sept.	Oct.	Nov.
A. Currency in Circulation	4413596	4618601	4378519	4441899	4547788
B. Cash in Tills	229300	250269	224115	215134	220150
C. Other Deposits with SBP1	28120	28205	28347	28341	27498
D. Bank Deposits	781588	698554	822689	714896	963044
Reserve Money (A+B+C+D)	5452605	5595629	5453669	5400269	5758480
Factor Affecting Reserve Money (RM)					
A. Net Foreign Assets	146262	78241	-79707	-119569	-339960
B. Net Domestic Assets (1+2+3)	5306343	5517388	5533376	5519839	6098440
1. Net Govt. Sector Borrowing (i+ii)	3655042	4695341	5118495	6247820	6666742
i. Borrowings for Budgetary Support	3668676	4708614	5131734	6261329	6680584
a) Federal Government	3829572	4946562	5403499	6526270	6858860
of which deposits with SBP	-1794627	-38087	-38119	-38049	-38024
b) Provincial Government	-145504	-219844	-252730	-247931	-156922
Balochistan	-9300	-18716	-24208	-24711	-31176
Khyber Pakhtunkhwa	-43343	-54647	-50843	-61277	-42273
Punjab	-69779	-96704	-116462	-100439	-52354
Sindh	-23081	-49777	-61218	-61505	-31119
c) AJK Government	2361	833	918	2532	-1461
d) Gilgit-Baltistan	-17754	-18937	-19954	-19542	-19893
ii. Others	-13633	-13273	-13239	-13509	-13842
2. Credit to Non-Govt. Sector (i+ii+iii)	577825	374291	549104	595159	626947
i. Claims on Scheduled Banks(a+b+c+d+e)	585079	381297	556025	601921	633034
a. Agriculture Sector	1007	1053	1032	1075	1069
b. Industrial Sector	113556	115779	116584	117474	122457
c. Export Sector	308779	101717	269256	314215	340309
d. Housing Sector	-	-	-	-	-
e. Others	161738	162748	169153	169156	169198
ii. Claims on NBFIs	16990	17239	17323	17482	18157
iii. PSEs Special A/c Debt Repayment with SBP/PSPC*	-24244	-24244	-24244	-24244	-24244
3. Other Items (Net)	1073476	447755	-134224	-1323140	-1195249
Reserve Money (RM) (A+B)	5452605	5595629	5453669	5400269	5758480

P Provisional

Source; State Bank of Pakistan.

Note: 1. Excluding IMF A/c Nos. 1&2, SAF loan account, counterpart funds, deposits of foreign central banks, foreign govts. International organizations and deposit money banks.

i. Data is based on weekly returns. The quarterly data covers the period up to the last working day of the month and others months data up to the last working day of last week.

ii. Compilation of M I Based on weekly data has been discontinued and being compiled on monthly basis given in Table 2.1. The comparison of weekly and monthly compilation methodologies is available link, <http://www.sbp.org.pk/ecodata.asp>.

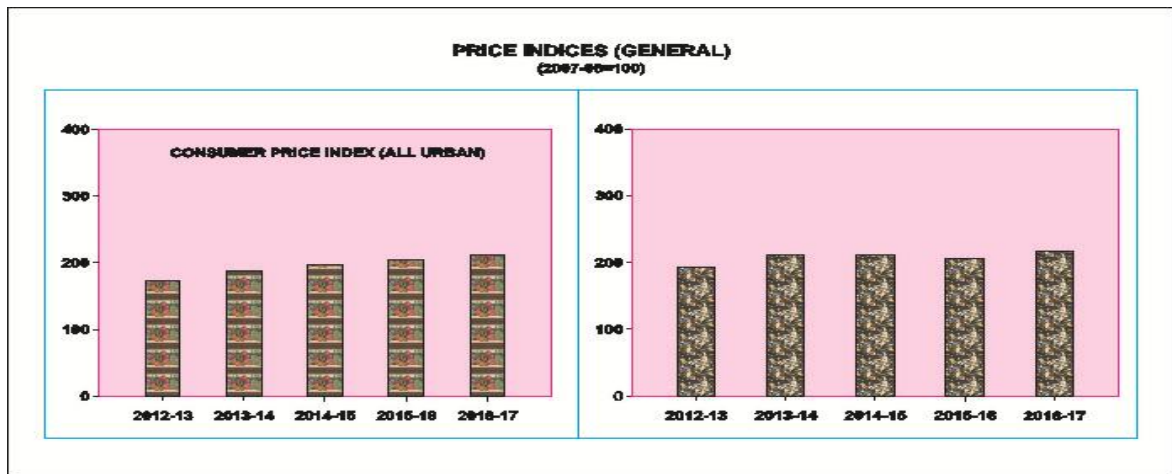
iii. Data from 30 June 2013 onward is revised on account of reclassification of SBP accounts.

* Includes investment of Rs. 100,149 million in Pakistan Security Printing Corporation (PSPC).

7. PRICE

7.1 Price Indices (General) with Percentage Change

Year / month	Consumer price index (all urban)		Wholesale Price Index	
	index	Annual/monthly rate of change (%)	index	Annual/monthly rate of change (%)
(2007-08 = 100)				
2013-14	189.58	8.62	210.48	8.15
2014-15	198.16	4.53	209.85	-0.30
2015-16	203.82	2.86	207.65	-1.05
2016-17	212.29	4.16	216.02	4.03
2017-18	220.62	3.92	223.52	3.47
2017 Nov	220.42	0.37	220.20	0.36
Dec	220.20	-0.10	221.00	0.36
2018 Jan	220.27	0.03	224.99	1.81
Feb	219.58	-0.31	224.66	-0.15
Mar	220.25	0.31	225.22	0.25
Apr	224.25	1.82	228.07	1.27
May	225.40	0.51	230.98	1.28
Jun	226.68	0.57	234.40	1.48
Jul	228.80	0.94	240.04	2.41
Aug	229.27	0.21	241.93	0.79
Sep	229.14	-0.06	238.25	-1.52
Oct	234.98	2.56	248.19	4.17
Nov	234.75	0.11	249.92	0.70



7.2 Combined Sensitive Price Indicator (SPI) by Quantile

Year/Month	Quantile					
	Q.1	Q.2	Q.3	Q.4	Q.5	Q.6
(2007-08=100)						
2013 - 14	201.15	206.95	208.93	210.70	209.74	208.66
2014 - 15	204.66	210.75	213.79	215.40	212.95	212.61
2015 - 16	207.35	214.44	215.92	219.76	216.77	216.09
2016 - 17	210.59	218.51	219.34	224.11	221.13	220.12
2017 - 18	212.44	220.56	222.20	226.97	225.03	223.58
2017 Nov	216.93	224.40	225.65	229.75	226.63	226.29
Dec	215.47	223.27	224.68	229.09	226.47	225.66
2018 Jan	213.22	221.22	222.75	227.45	225.47	224.13
Feb	210.63	218.79	220.43	225.34	224.04	222.19
Mar	209.37	217.75	219.57	224.75	224.00	221.67
Apr	210.31	219.00	220.99	226.29	225.59	223.13
May	210.00	219.26	221.68	227.49	227.48	224.29
Jun	213.74	223.04	225.46	231.26	231.08	228.00
Jul	216.24	224.93	226.95	232.27	231.79	229.18
Aug	216.72	225.06	226.81	231.80	230.84	228.72
Sep	216.60	224.85	226.50	231.38	230.19	228.27
Oct	219.09	228.03	229.72	239.75	242.86	235.22
Nov	219.66	229.04	230.97	243.15	248.74	238.35

7.3 Combined Consumer Price Index Numbers by Commodity Groups

Year/ month	General	Food & Non - Alcoholic Beverages	Alcoholic Beverages Tobacco	Clothing & Footwear	Housing water, Elec,Gas Fuels	H.hold Equip & Repair, Maintain- ance	Health	Trans- port	Communi- cation	Recre- ation & Culture	Educa- tion	Restau- rants & Hotels	Miscellne- ous goods & services
(2007-08=100)													
2012-13	174.53	195.05	191.02	175.58	151.34	179.87	156.56	186.43	126.16	169.07	156.69	203.63	199.49
2013-14	189.58	211.75	223.38	198.01	164.60	195.85	167.15	195.15	129.76	183.77	172.57	228.61	210.15
2014-15	198.16	217.32	269.93	213.82	174.93	208.68	176.19	187.22	130.09	190.29	196.40	244.58	221.13
2015-16	203.82	219.42	329.25	224.18	183.90	217.38	182.69	174.25	130.56	194.20	213.02	256.79	228.22
2016-17	212.29	226.59	368.88	233.36	192.91	223.90	201.82	172.93	131.79	196.31	235.65	269.92	240.23
2017 Nov	220.42	236.61	305.51	241.01	200.94	230.52	214.79	178.51	133.14	197.14	262.35	284.76	252.27
Dec	220.20	235.12	305.76	241.98	201.02	230.93	217.33	179.67	133.15	197.65	262.35	285.32	253.23
2018 Jan	220.27	232.23	309.16	244.09	202.53	232.97	218.26	182.63	133.20	198.46	262.35	286.89	255.69
Feb	219.58	229.23	313.39	245.03	202.62	233.50	220.58	184.47	133.28	198.62	262.35	287.21	255.21
Mar	220.25	228.39	316.60	245.80	202.71	234.67	221.26	186.98	133.37	200.38	275.17	287.84	256.35
Apr	224.25	231.90	317.70	252.06	207.35	239.29	223.08	187.48	133.67	207.96	281.57	291.05	263.59
May	225.40	234.40	315.26	252.58	207.58	239.94	223.74	189.16	133.67	208.32	281.88	292.77	263.91
Jun	226.68	236.58	314.62	253.49	207.63	240.51	224.36	194.64	133.61	208.37	281.89	292.90	264.25
Jul	228.80	238.08	313.65	254.13	210.71	241.18	224.67	202.71	133.63	208.71	281.89	293.25	265.48
Aug	229.27	238.58	313.47	254.67	210.80	242.20	225.20	204.74	133.78	209.89	281.89	295.01	264.45
Sep	229.14	236.78	314.42	255.36	210.82	243.36	226.78	205.19	133.78	210.12	287.41	295.86	267.30
Oct	234.98	240.50	344.03	256.10	220.73	245.50	234.03	210.00	143.45	213.73	288.62	297.39	271.44
Nov	234.75	239.03	348.00	259.07	219.24	247.76	235.09	213.81	143.57	214.34	288.62	298.18	272.19

**7.4: Consumer Price Index Numbers by Major Groups
and Selected Commodities
(2007-2008=100)**

Item and Specification	Weight	Index Numbers			% Change in Nov., 2018 over			
		Nov., 2018	Oct., 2018	Nov., 2017	Oct., 2018	Nov., 2017		
<u>General</u>	100.00	234.75	234.49	220.42	+	0.11	+	6.50
<u>Food and non-alcoholic Beverages</u>	34.83	239.03	240.50	236.61	-	0.61	+	1.02
1 Wheat	0.35	206.42	203.64	200.97	+	1.37	+	2.71
2 Wheat Flour	4.16	215.36	214.19	211.55	+	0.55	+	1.80
3 Wheat Product	0.10	215.82	214.54	213.19	+	0.60	+	1.23
4 Besan	0.15	266.48	267.01	280.28	-	0.20	-	4.92
5 Rice	1.58	199.78	200.65	182.82	-	0.43	+	9.28
6 Cereals	0.16	265.77	264.48	257.56	+	0.49	+	3.19
7 Bakery & Confectionary	1.16	229.76	229.04	221.90	+	0.31	+	3.54
8 Nimco	0.46	261.15	260.78	256.90	+	0.14	+	1.65
9 Meat	2.43	322.09	318.04	285.83	+	1.27	+	12.69
10 Chicken	1.36	222.68	194.00	154.15	+	14.78	+	44.46
11 Fish	0.30	228.89	220.02	217.74	+	4.03	+	5.12
12 Milk Fresh	6.68	287.73	286.97	277.08	+	0.26	+	3.84
13 Milk Products	0.63	279.73	278.92	268.37	+	0.29	+	4.23
14 Milk Powder	0.11	251.43	248.64	236.83	+	1.12	+	6.16
15 Eggs	0.46	244.95	222.28	273.24	+	10.20	-	10.35
16 Mustard Oil	0.10	165.01	164.90	161.96	+	0.07	+	1.88
17 Cooking Oil	1.75	143.37	142.23	138.58	+	0.80	+	3.46
18 Vegetable Ghee	2.07	149.98	148.48	143.68	+	1.01	+	4.38
19 Dry Fruits	0.25	297.85	292.79	269.66	+	1.73	+	10.45
20 Fresh Fruits	1.86	225.16	243.57	224.34	-	7.56	+	0.37
21 Pulse Masoor	0.27	159.97	158.64	168.46	+	0.84	-	5.04
22 Pulse Moong	0.23	222.86	218.49	222.21	+	2.00	+	0.29
23 Pulse Mash (Washed)	0.21	212.68	205.28	242.09	+	3.60	-	12.15
24 Pulse Gram	0.24	268.87	266.59	269.96	+	0.86	-	0.40
25 Gram Whole	0.16	265.08	265.11	296.37	-	0.01	-	10.56
26 Beans	0.03	250.39	246.97	242.81	+	1.38	+	3.12
27 Potatoes	0.44	230.55	215.48	289.11	+	6.99	-	20.26
28 Onion	0.51	200.31	216.58	478.11	-	7.51	-	<u>58.10</u>
29 Tomatoes	0.41	135.42	240.62	349.90	-	43.72	-	<u>61.30</u>
30 Fresh Vegetables	1.77	257.83	291.33	287.30	-	11.50	-	10.26
31 Sugar	1.04	197.86	197.97	193.86	-	0.06	+	2.06
32 Gur	0.02	260.99	262.49	259.06	-	0.57	+	0.75
33 Honey	0.04	361.11	356.59	338.91	+	1.27	+	6.55
34 SweetMeat	0.25	274.99	273.59	254.71	+	0.51	+	7.96
35 Beverages	1.20	234.44	235.01	226.48	-	0.24	+	3.51
36 Jam, Tomato Ketchup & Pickles	0.25	236.33	235.37	223.06	+	0.41	+	5.95
37 Condiments	0.27	289.66	288.04	273.73	+	0.56	+	5.82
38 Spices	0.54	272.35	269.25	239.01	+	1.15	+	13.95
39 Tea	0.84	310.54	308.83	283.98	+	0.55	+	9.35
<u>Alcoholic Beverages, Tobacco</u>	1.41	348.00	344.03	305.51	+	1.15	+	13.91
40 Cigarettes	1.39	343.62	339.42	306.09	+	1.24	+	12.26
41 Betel Leaves & Nuts	0.02	614.21	623.88	270.67	-	1.55	+	126.92
<u>Clothing and footwear</u>	7.57	259.07	256.10	241.01	+	1.16	+	7.49
42 Cotton Cloth	1.73	250.74	249.22	234.28	+	0.61	+	7.03
43 Woolen Cloth	0.88	277.56	268.51	259.17	+	3.37	+	7.10
44 Readymade Garments	0.97	267.64	266.32	248.53	+	0.50	+	7.69
45 Woolen Readymade Garments	0.40	280.10	267.56	263.43	+	4.69	+	6.33
46 Hosiery	0.51	272.44	269.25	252.67	+	1.18	+	7.82

Contd.

**7.4: Consumer Price Index Numbers by Major Groups
and Selected Commodities
(2007-2008=100)**

Item and Specification	Weight	Index Numbers			% Change in Nov., 2018 over			
		Nov., 2018	Oct., 2018	Nov., 2017	Oct., 2018	Nov., 2017		
47 Dopatta	0.44	271.05	267.69	248.38	+	1.26	+	9.13
48 Cleaning and Laundry	0.21	295.39	293.09	273.92	+	0.78	+	7.84
49 Tailoring	0.88	353.67	351.86	328.50	+	0.51	+	7.66
50 Footwear	1.55	180.49	180.14	167.51	+	0.19	+	7.75
<u>Housing, water, Elec., Gas and other fuels</u>	29.41	219.24	219.07	200.94	+	0.08	+	9.11
51 House Rent	21.81	207.09	207.09	194.05	+	0.00	+	6.72
52 Construction Input Items	0.56	289.23	285.53	257.16	+	1.30	+	12.47
53 Construction Wage Rates	0.33	276.45	271.55	248.82	+	1.80	+	11.10
54 Water Supply	0.50	194.95	194.95	171.58	+	0.00	+	13.62
55 Electricity	4.40	238.10	238.10	238.10	+	0.00	+	0.00
56 Gas	1.58	292.94	292.94	158.08	+	0.00	+	85.31
57 Kerosene Oil	0.01	278.21	271.88	215.98	+	2.33	+	28.81
58 Firewood Whole	0.23	303.78	299.07	295.15	+	1.57	+	2.92
<u>Furnishing and household equipment maintenance</u>	4.21	247.76	245.50	230.52	+	0.92	+	7.48
59 Furniture	0.33	244.56	242.25	223.87	+	0.95	+	9.24
60 Household Textiles	0.65	248.54	245.96	233.22	+	1.05	+	6.57
61 Household Equipment	0.59	196.96	194.50	183.57	+	1.26	+	7.29
62 Utensils	0.32	262.52	259.94	236.75	+	0.99	+	10.88
63 Plastic Products	0.25	233.84	231.09	215.02	+	1.19	+	8.75
64 Washing Soaps & Detergents	0.79	252.39	248.45	233.40	+	1.59	+	8.14
65 Sewing Needle & Dr Cell	0.15	223.94	223.03	209.80	+	0.41	+	6.74
66 Household Servant	1.04	274.20	273.41	258.89	+	0.29	+	5.91
67 Marriage Hall Charges	0.08	272.04	271.76	249.98	+	0.10	+	8.82
<u>Health</u>	2.19	235.09	234.03	214.79	+	0.45	+	9.45
68 Drugs & Medicines	1.27	198.54	197.59	186.14	+	0.48	+	6.66
69 Medical Equipments	0.01	266.60	263.99	253.69	+	0.99	+	5.09
70 Doctor (MBBS) Clinic Fee	0.59	320.01	318.34	282.22	+	0.52	+	13.39
71 Medical Tests	0.32	222.39	222.03	202.91	+	0.16	+	9.60
<u>Transport</u>	7.20	213.81	210.00	178.51	+	1.81	+	19.77
72 Motor Vehicles	0.66	203.52	200.53	177.84	+	1.49	+	14.44
73 Motor Vehicle Accessories	0.24	229.64	224.74	214.98	+	2.18	+	6.82
74 Motor Fuel	3.03	196.83	189.09	152.90	+	4.09	+	28.73
75 Mechanical Service	0.46	248.80	248.46	233.00	+	0.14	+	6.78
76 Motor Vehicle Tax	0.11	210.18	210.18	210.18	+	0.00	+	0.00
77 Transport Services	2.70	228.18	227.93	193.59	+	0.11	+	17.87
<u>Communication</u>	3.22	143.57	143.45	133.14	+	0.08	+	7.83
78 Postal Services	0.07	272.63	272.57	253.38	+	0.02	+	7.60
79 Communication & Apparatus	3.15	140.86	140.74	130.62	+	0.09	+	7.84
<u>Recreation and culture</u>	2.02	214.34	213.73	197.14	+	0.29	+	8.72
80 Recreation & Culture	0.86	137.58	137.39	130.03	+	0.14	+	5.81
81 Text Books	0.57	304.92	304.61	287.98	+	0.10	+	5.88
82 Newspapers	0.19	235.21	235.21	184.40	+	0.00	+	27.55
83 Stationery	0.40	241.07	238.80	218.82	+	0.95	+	10.17
<u>Education</u>	3.94	288.62	288.62	262.35	+	0.00	+	10.01
84 Education	3.94	288.62	288.62	262.35	+	0.00	+	10.01
<u>Restaurants and hotels</u>	1.23	298.18	297.39	284.76	+	0.27	+	4.71
85 Readymade Food	1.23	298.18	297.39	284.76	+	0.27	+	4.71
<u>Misc. goods and services</u>	2.76	272.19	271.44	252.27	+	0.28	+	7.90
86 Personal Care	1.49	245.08	244.22	231.98	+	0.35	+	5.65
87 Cosmetics	0.39	230.19	227.83	206.64	+	1.04	+	11.40
88 Blades	0.03	210.38	206.96	200.95	+	1.65	+	4.69
89 Personal Equipments	0.84	341.68	341.98	310.95	-	0.09	+	9.88

**7.5 Combined Consumer Price Index Numbers by Quintiles
and Major Commodity Groups
November, 2018
(2007-2008=100)**

Income Quintiles	General	Food and non-alcoholic Beverages	Alcoholic Beverages, Tobacco	Clothing and footwear	Housing, water, Elec., Gas and other fuels	Furnishing and household equipment maintenance	Health	Trans-port	Communi-cation	Recre-ation and culture	Education	Restaur-ants and hotels	Misc. goods and services
------------------	---------	----------------------------------	------------------------------	-----------------------	--	--	--------	------------	----------------	-------------------------	-----------	-------------------------	--------------------------

All Urban Combined

Aggregate	234.75	239.03	348.00	259.07	219.24	247.76	235.09	213.81	143.57	214.34	288.62	298.18	272.19
Income Quintile 1	227.72	232.71	349.37	256.82	196.36	246.23	228.81	223.97	126.27	227.07	302.69	289.99	268.00
Income Quintile 2	231.74	235.30	349.38	256.94	210.60	245.75	230.47	215.14	126.57	224.23	298.20	292.57	266.45
Income Quintile 3	231.94	236.82	349.68	257.46	210.81	243.72	231.78	210.64	129.44	220.54	291.02	294.67	267.91
Income Quintile 4	236.83	238.69	350.82	258.43	227.27	242.47	233.87	206.51	135.71	215.55	292.48	296.67	268.37
Income Quintile 5	237.40	242.61	345.13	260.86	226.07	249.88	238.51	215.76	151.52	209.58	286.28	300.60	276.35

**7.6 Combined Consumer Price Index Numbers by Quintile,
Major Commodity Groups for Selected Cities
November, 2018
(2007-2008=100)**

Cities	General	Food & non-alcoholic Beverages	Alcoholic Beverages, Tobacco	Clothing & footwear	Housing, water, Elec., Gas & other fuels	Furnishing & household equipment maintenance	Health	Transport	Communication	Recreation & culture	Education	Restaurants & hotels	Misc. goods & services
--------	---------	--------------------------------	------------------------------	---------------------	--	--	--------	-----------	---------------	----------------------	-----------	----------------------	------------------------

Income Quintile 1

Rawalpindi	242.28	244.57	351.30	277.55	228.96	257.06	268.49	229.42	107.13	223.91	368.02	303.03	259.50
Islamabad	238.75	239.44	349.45	270.49	191.29	264.04	263.83	229.99	115.70	306.44	804.37	276.38	271.57
Lahore	214.37	234.21	347.15	244.92	158.37	279.90	222.92	198.83	106.47	225.43	334.70	264.36	318.73
Gujranwala	215.30	222.33	348.49	222.70	197.30	262.51	184.98	225.29	114.52	240.63	191.04	260.40	225.71
Sialkot	217.24	227.00	352.79	226.33	194.15	203.32	178.82	200.34	124.77	297.65	219.95	292.79	236.15
Faisalabad	234.77	233.42	347.90	240.18	223.22	221.01	302.35	228.03	134.91	252.75	258.75	309.02	248.23
Multan	217.92	222.68	344.95	227.40	196.21	229.03	215.05	196.81	151.69	232.15	215.78	257.60	248.67
Sargodha	239.06	231.51	349.66	226.89	242.60	281.78	220.56	320.49	116.65	293.94	277.77	392.33	278.25
Bahawalpur	239.01	229.47	352.54	285.18	239.91	242.33	206.33	202.69	182.27	268.32	268.89	295.70	229.84
Karachi	217.27	227.71	364.83	265.34	164.68	250.78	260.25	155.83	121.67	249.00	242.08	308.91	304.99
Hyderabad	212.86	232.67	349.49	225.84	159.55	238.72	208.15	196.60	117.87	212.32	363.63	298.30	246.56
Sukkur	220.26	218.56	351.24	279.82	183.30	228.76	194.63	213.21	171.88	194.03	440.37	346.06	242.75
Larkana	232.57	228.52	341.54	255.19	222.99	242.65	288.23	241.95	129.74	200.73	274.67	324.45	330.25
Peshawar	232.96	228.90	373.61	286.69	202.91	265.06	274.09	244.46	118.67	283.87	362.09	255.54	327.07
Bannu	235.04	232.04	386.72	228.24	242.06	265.38	210.09	226.35	118.19	291.77	214.03	340.06	305.60
Quetta	222.94	226.82	345.96	213.18	213.73	227.05	218.40	272.40	135.16	199.36	275.28	241.83	246.83
Khuzdar	223.85	224.93	305.35	258.19	187.69	253.79	270.59	254.43	127.77	193.04	342.73	469.63	226.17

Income Quintile 2

Rawalpindi	248.88	246.77	353.57	277.10	237.67	253.42	279.28	243.72	111.24	258.31	404.95	306.26	257.98
Islamabad	237.00	240.54	350.70	278.23	191.18	262.05	254.40	206.90	112.28	239.13	678.84	280.77	266.25
Lahore	215.17	234.59	348.80	242.16	162.72	287.15	217.35	192.41	105.97	224.96	335.50	268.21	312.17
Gujranwala	216.00	224.15	350.07	219.04	202.99	254.93	182.25	219.36	116.57	255.56	176.07	273.55	225.06
Sialkot	216.29	226.04	353.95	224.86	200.22	206.49	195.96	189.63	132.71	333.26	216.86	276.58	217.50
Faisalabad	234.56	234.50	348.11	242.09	229.51	228.53	292.69	213.53	127.30	246.71	242.65	298.73	246.73
Multan	219.10	225.42	343.80	226.98	203.19	226.56	211.07	189.19	141.16	237.54	220.73	256.29	243.94
Sargodha	241.11	233.05	346.55	224.81	250.54	284.46	225.56	276.99	107.82	299.54	252.19	383.42	283.77
Bahawalpur	240.31	231.96	349.70	274.16	245.93	250.37	206.59	190.35	181.52	261.09	331.91	311.08	228.34
Karachi	220.28	231.88	364.71	258.68	170.72	244.41	259.42	159.24	128.44	235.37	247.84	312.39	290.54
Hyderabad	215.18	234.17	349.64	227.03	165.38	241.37	205.39	196.12	120.61	202.21	400.85	312.61	251.08
Sukkur	222.62	220.46	347.88	278.77	189.96	221.96	196.35	217.76	168.92	201.11	435.53	346.15	239.63
Larkana	238.24	233.59	340.92	257.16	228.87	237.09	296.13	255.28	139.60	202.61	275.29	324.28	333.87
Peshawar	234.92	231.12	374.45	289.42	209.96	261.38	272.94	235.65	129.10	261.83	314.49	255.80	319.78
Bannu	236.40	232.35	380.72	229.80	240.43	258.27	218.39	216.96	122.96	282.27	307.62	317.51	336.10
Quetta	224.91	229.30	343.59	217.03	220.25	225.42	218.91	226.48	127.06	203.11	250.59	242.35	250.25
Khuzdar	223.01	225.68	307.38	259.12	173.45	268.77	270.61	223.80	135.41	200.85	317.33	459.81	225.11

Contd.

**7.6 Combined Consumer Price Index Numbers by Quintile,
Major Commodity Groups for Selected Cities
November, 2018
(2007-2008=100)**

Cities	General	Food & non-alcoholic Beverages	Alcoholic Beverages, Tobacco	Clothing & footwear	Housing, water, Elec., Gas & other fuels	Furnishing & household equipment maintenance	Health	Transport	Communication	Recreation & culture	Education	Restaurants & hotels	Misc. goods & services
--------	---------	--------------------------------	------------------------------	---------------------	--	--	--------	-----------	---------------	----------------------	-----------	----------------------	------------------------

Income Quintile 3

Rawalpindi	250.39	246.35	348.10	281.06	245.66	257.75	290.61	225.37	117.26	247.16	358.38	305.43	260.94
Islamabad	237.97	241.97	343.15	270.24	190.59	259.55	247.94	214.50	119.65	227.55	795.06	270.76	276.70
Lahore	215.89	236.76	347.51	243.98	157.73	290.19	217.13	191.29	111.17	225.91	310.06	265.53	315.60
Gujranwala	216.42	225.85	348.78	222.67	202.88	247.90	185.87	202.93	123.50	228.57	176.36	267.04	228.49
Sialkot	217.23	227.19	342.79	227.10	202.31	212.97	188.87	181.08	141.00	307.95	205.42	270.22	220.89
Faisalabad	236.22	236.31	343.85	242.47	236.29	229.38	290.99	203.89	129.25	243.20	245.70	297.73	247.23
Multan	219.89	226.63	342.71	225.31	205.90	217.89	215.25	189.88	144.05	228.40	228.84	251.89	239.80
Sargodha	242.97	232.36	345.46	226.86	261.35	285.47	217.51	246.47	114.90	283.20	300.80	409.70	283.48
Bahawalpur	243.26	233.43	357.89	280.13	256.36	250.55	201.05	193.45	181.98	250.93	269.14	303.87	234.08
Karachi	222.11	232.95	367.61	254.63	168.76	239.42	255.28	162.54	130.93	229.54	254.75	319.06	286.56
Hyderabad	214.91	233.96	348.63	228.17	159.08	242.28	202.41	194.08	133.11	210.06	398.30	314.15	258.71
Sukkur	223.75	220.54	357.56	280.40	186.35	225.94	192.51	209.54	167.72	198.24	482.49	342.22	243.40
Larkana	241.68	237.26	340.50	253.75	233.86	237.16	283.01	246.34	141.97	205.07	274.64	319.89	372.53
Peshawar	235.57	229.37	367.52	290.13	212.45	262.77	273.68	244.34	127.78	243.82	327.58	256.03	315.47
Bannu	235.49	233.58	387.84	236.27	245.14	247.94	209.00	204.27	127.82	262.45	232.47	323.37	333.36
Quetta	225.36	229.56	342.88	216.77	225.10	224.16	227.62	211.90	126.37	199.11	262.25	236.73	247.84
Khuzdar	222.30	229.47	307.17	252.71	164.93	261.95	278.57	208.22	140.29	197.92	342.74	444.28	227.60

Income Quintile 4

Rawalpindi	251.14	247.29	348.75	284.28	247.53	263.13	290.95	225.09	121.04	227.32	330.20	306.90	267.09
Islamabad	241.85	244.09	341.23	271.98	195.56	261.62	264.93	217.15	135.43	218.07	721.43	284.39	274.87
Lahore	217.28	238.61	345.45	243.83	170.98	289.31	215.42	189.06	118.48	218.77	320.32	262.61	315.30
Gujranwala	217.65	227.62	345.99	224.88	210.80	232.78	185.34	200.22	132.69	226.93	177.01	265.80	222.85
Sialkot	218.59	229.65	343.38	226.39	212.16	213.45	176.51	183.19	152.35	276.68	203.73	266.57	216.49
Faisalabad	236.38	238.35	345.28	243.37	239.26	232.12	285.81	194.54	133.17	227.52	252.02	299.48	252.00
Multan	221.24	228.25	341.83	227.08	215.14	218.38	206.05	186.45	148.23	217.96	234.21	246.77	245.22
Sargodha	247.21	235.24	342.25	229.24	261.07	296.84	219.04	236.56	123.77	310.69	356.51	406.66	286.05
Bahawalpur	244.09	234.73	347.11	276.24	255.56	249.07	200.68	191.95	185.17	243.41	304.20	287.60	241.50
Karachi	223.65	234.52	369.84	255.15	180.27	248.67	255.06	167.88	136.86	225.83	262.29	321.47	284.12
Hyderabad	216.84	236.27	357.55	227.86	173.05	240.65	203.03	193.25	141.80	210.78	396.76	317.36	265.31
Sukkur	227.84	224.61	340.58	279.91	198.32	226.84	196.62	199.09	170.56	201.11	490.13	342.69	252.94
Larkana	247.10	243.81	329.58	253.14	237.06	239.11	293.90	238.35	153.73	205.10	307.77	322.13	402.84
Peshawar	237.32	232.87	362.09	290.17	218.46	251.33	280.05	234.60	134.98	244.36	310.11	261.11	311.65
Bannu	239.90	238.32	394.26	241.88	242.08	255.27	196.00	215.60	128.22	261.58	240.26	320.67	340.05
Quetta	228.06	230.58	340.06	218.50	230.87	224.19	230.11	221.49	129.97	193.99	271.74	236.70	250.57
Khuzdar	226.44	231.08	308.76	253.36	180.34	277.45	278.20	206.86	149.77	202.96	372.11	428.09	247.80

Contd.

**7.6 Combined Consumer Price Index Numbers by Quintile,
Major Commodity Groups for Selected Cities
November, 2018
(2007-2008=100)**

Cities	General	Food & non-alcoholic Beverages	Alcoholic Beverages, Tobacco	Clothing & footwear	Housing, water, Elec., Gas & other fuels	Furnishing & household equipment maintenance	Health	Transport	Communication	Recreation & culture	Education	Restaurants & hotels	Misc. goods & services
--------	---------	--------------------------------	------------------------------	---------------------	--	--	--------	-----------	---------------	----------------------	-----------	----------------------	------------------------

Income Quintile 5

Rawalpindi	256.57	253.54	336.30	284.09	251.36	264.41	284.07	227.92	137.90	219.21	344.24	313.19	298.43
Islamabad	240.04	250.46	329.64	280.48	194.94	266.53	268.60	229.70	142.73	216.75	487.71	298.11	291.10
Lahore	218.77	244.93	331.34	250.28	171.68	285.58	215.64	202.36	139.59	214.60	296.55	272.19	322.46
Gujranwala	217.44	231.50	335.59	227.43	213.84	203.84	185.53	197.26	153.35	209.73	171.40	270.19	240.84
Sialkot	218.45	232.42	332.50	231.86	213.77	219.21	181.67	192.01	156.03	261.33	195.36	276.94	225.75
Faisalabad	237.68	242.92	334.77	245.11	241.91	226.46	272.17	201.27	143.17	224.11	299.34	305.85	263.74
Multan	222.63	234.47	328.23	227.50	217.17	203.29	209.37	204.16	150.97	219.83	255.08	251.39	247.27
Sargodha	259.65	240.60	343.74	247.50	262.70	395.45	215.95	226.28	136.49	265.66	533.15	423.57	307.22
Bahawalpur	250.91	240.71	332.51	274.49	259.47	258.90	197.20	204.27	187.97	244.31	334.78	299.69	255.00
Karachi	227.87	238.87	362.24	255.56	179.73	333.22	262.82	207.99	153.88	220.82	268.79	327.87	292.38
Hyderabad	218.93	241.74	336.75	230.81	174.65	221.67	198.94	206.16	156.02	203.40	384.83	325.18	283.19
Sukkur	229.22	229.17	331.50	278.71	200.58	217.72	191.62	210.31	176.26	201.09	476.62	342.23	264.26
Larkana	249.75	246.20	325.77	251.76	240.01	242.41	304.39	226.19	160.45	191.04	378.69	323.04	372.49
Peshawar	240.74	237.31	342.79	287.57	218.28	235.19	265.94	248.53	143.68	208.62	326.66	257.58	302.68
Bannu	238.05	235.13	397.46	232.02	242.45	233.48	206.05	175.54	132.16	236.66	359.51	334.43	292.05
Quetta	231.27	234.27	338.74	217.44	235.40	218.88	217.34	218.45	141.15	196.24	273.75	239.56	261.25
Khuzdar	228.55	234.21	297.35	258.08	174.80	266.98	274.76	194.94	165.73	214.19	418.03	458.43	282.58

Aggregate

Rawalpindi	253.48	250.59	342.71	283.43	246.69	263.69	285.65	227.64	132.20	224.47	344.13	310.65	287.94
Islamabad	238.90	249.02	332.29	279.24	192.08	266.10	267.15	228.95	141.58	217.91	499.94	297.51	289.44
Lahore	217.04	240.40	340.99	246.69	168.03	286.57	216.16	198.26	129.28	218.53	304.42	269.11	318.80
Gujranwala	217.07	227.30	344.29	224.13	209.06	225.51	185.09	200.96	137.82	225.56	175.25	268.71	231.00
Sialkot	217.59	229.70	341.74	228.36	208.52	214.98	183.10	188.40	151.15	279.60	201.33	274.20	222.08
Faisalabad	236.40	237.66	343.73	243.08	237.10	227.56	285.62	202.19	136.68	234.88	273.93	302.55	254.18
Multan	221.01	229.15	339.07	226.96	211.76	210.43	210.27	199.01	148.86	222.89	245.77	251.42	245.47
Sargodha	247.69	234.82	344.84	231.41	257.95	329.57	219.23	238.85	124.59	288.10	383.25	410.05	290.69
Bahawalpur	245.26	234.53	347.61	277.38	253.27	254.17	200.99	200.44	185.68	250.48	322.06	298.88	241.61
Karachi	224.73	236.11	365.33	255.79	175.28	310.62	259.72	196.50	147.54	224.09	266.16	324.54	290.06
Hyderabad	216.78	236.64	348.31	228.60	171.00	230.97	202.12	200.49	144.51	206.82	389.96	318.50	269.98
Sukkur	225.87	223.22	343.69	279.54	195.78	223.35	194.41	207.46	171.81	199.99	478.10	343.24	251.28
Larkana	242.34	237.35	336.60	254.26	234.71	239.54	293.39	238.74	146.91	201.16	325.39	322.59	365.58
Peshawar	237.92	232.84	363.54	288.60	215.70	244.60	270.62	245.95	137.94	230.56	324.73	257.61	310.10
Bannu	237.02	234.59	388.84	234.82	241.42	249.21	205.96	199.79	127.49	260.05	281.68	325.37	317.38
Quetta	228.12	230.94	340.58	217.29	230.01	222.55	223.13	219.28	133.40	197.33	268.88	238.59	253.46
Khuzdar	224.40	227.70	306.28	256.45	180.11	265.01	274.16	218.14	140.43	200.26	350.53	452.57	239.78

**7.7 Combined Consumer Price Index Numbers by Income Groups/City
and Commodity Groups for all Centers Covered in CPI
November, 2018
(2007-2008=100)**

Cities		General	Food and non-alcoholic Beverages	Alcoholic Beverages, Tobacco	Clothing and footwear	Housing, water, Elec., Gas and other fuels	Furnishing and household equipment maintenance	Health	Transport	Communication	Recreation and culture	Education	Restaurants and hotels	Misc. goods and services
Rawalpindi	01	253.48	250.59	342.71	283.43	246.69	263.69	285.65	227.64	132.20	224.47	344.13	310.65	287.94
Islamabad	02	238.90	249.02	332.29	279.24	192.08	266.10	267.15	228.95	141.58	217.91	499.94	297.51	289.44
Attock	03	229.14	232.70	336.62	272.95	176.57	261.99	220.71	227.54	130.97	199.74	379.84	328.50	314.52
Jhelum	04	230.35	239.77	345.05	278.69	206.65	243.05	224.16	224.42	137.61	233.03	255.68	293.05	245.94
Lahore	05	217.04	240.40	340.99	246.69	168.03	286.57	216.16	198.26	129.28	218.53	304.42	269.11	318.80
Sahiwal	06	259.37	242.41	342.72	327.48	258.98	250.10	280.96	205.21	147.95	263.19	390.90	320.80	303.32
Gujranwala	07	217.07	227.30	344.29	224.13	209.06	225.51	185.09	200.96	137.82	225.56	175.25	268.71	231.00
Wazirabad	08	230.47	236.49	349.89	232.28	233.75	227.73	184.00	216.17	140.00	227.02	178.88	253.53	241.12
Sialkot	09	217.59	229.70	341.74	228.36	208.52	214.98	183.10	188.40	151.15	279.60	201.33	274.20	222.08
Faisalabad	10	236.40	237.66	343.73	243.08	237.10	227.56	285.62	202.19	136.68	234.88	273.93	302.55	254.18
Jhang	11	245.85	233.36	343.18	372.25	228.12	262.09	337.13	211.81	146.23	229.62	208.42	297.25	240.01
Multan	12	221.01	229.15	339.07	226.96	211.76	210.43	210.27	199.01	148.86	222.89	245.77	251.42	245.47
Muzaffargarh	13	224.80	231.24	339.26	253.62	207.52	217.36	191.62	199.00	151.18	233.59	210.04	289.88	254.75
D. G. Khan	14	236.31	236.58	351.40	279.79	249.68	236.50	216.27	198.23	132.79	203.19	155.09	283.73	217.18
Vehari	15	227.26	234.10	347.94	244.82	213.91	233.34	195.94	205.08	140.45	226.34	270.31	292.36	278.99
Sargodha	16	247.69	234.82	344.84	231.41	257.95	329.57	219.23	238.85	124.59	288.10	383.25	410.05	290.69
Mianwali	17	265.79	246.06	344.71	207.66	352.04	242.10	205.30	216.78	111.53	267.00	404.69	262.75	289.82
Bahawalpur	18	245.26	234.53	347.61	277.38	253.27	254.17	200.99	200.44	185.68	250.48	322.06	298.88	241.61
Bahawalnagar	19	245.98	233.73	349.03	312.50	234.15	295.83	252.21	196.45	147.98	230.47	459.89	328.44	274.87
R. Y. Khan	20	237.30	234.06	335.40	293.76	225.85	260.86	192.05	203.80	136.66	229.83	373.19	294.06	272.17
Karachi	21	224.73	236.11	365.33	255.79	175.28	310.62	259.72	196.50	147.54	224.09	266.16	324.54	290.06
Hyderabad	22	216.78	236.64	348.31	228.60	171.00	230.97	202.12	200.49	144.51	206.82	389.96	318.50	269.98
Nawabshah	23	264.24	256.81	397.19	309.94	230.24	255.11	246.36	216.56	148.31	187.88	632.61	323.68	433.29
Mirpukhas	24	230.12	250.14	306.39	220.26	201.91	198.26	192.82	202.49	120.62	183.05	458.06	333.40	248.96
Mithi	25	253.30	252.83	313.66	269.38	263.64	222.61	185.99	194.66	117.76	198.32	432.97	303.81	301.07
Sukkur	26	225.87	223.22	343.69	279.54	195.78	223.35	194.41	207.46	171.81	199.99	478.10	343.24	251.28
Larkana	27	242.34	237.35	336.60	254.26	234.71	239.54	293.39	238.74	146.91	201.16	325.39	322.59	365.58
Dadu	28	236.32	240.06	341.62	267.96	208.68	245.28	193.85	228.44	128.55	198.39	600.98	268.12	262.47
Peshawar	29	237.92	232.84	363.54	288.60	215.70	244.60	270.62	245.95	137.94	230.56	324.73	257.61	310.10
Mardan	30	269.11	239.55	344.92	309.91	293.62	243.41	246.68	250.76	136.68	245.46	541.77	275.08	333.68
Abbottabad	31	247.28	250.39	347.65	305.96	184.49	342.35	258.70	278.06	160.51	231.40	330.54	292.96	267.62
Bannu	32	237.02	234.59	388.84	234.82	241.42	249.21	205.96	199.79	127.49	260.05	281.68	325.37	317.38
D. I. Khan	33	253.94	241.98	334.49	224.61	321.26	218.05	206.12	191.35	119.15	179.53	428.49	258.55	254.04
Mingora	34	255.04	239.87	328.86	309.72	230.18	245.49	296.92	227.46	145.24	247.79	389.67	338.63	526.66
Quetta	35	228.12	230.94	340.58	217.29	230.01	222.55	223.13	219.28	133.40	197.33	268.88	238.59	253.46
Turbat	36	254.66	217.06	374.72	230.90	344.92	243.03	244.07	201.30	126.92	167.18	349.76	332.44	274.01
Gawadar	37	225.20	221.94	303.67	252.00	219.21	239.37	237.47	197.37	112.09	140.87	371.35	395.62	277.42
Loralai	38	246.22	236.36	347.06	268.41	266.36	225.40	226.42	208.98	126.14	232.40	336.84	370.33	285.77
Khuzdar	39	224.40	227.70	306.28	256.45	180.11	265.01	274.16	218.14	140.43	200.26	350.53	452.57	239.78
D. M. Jamali	40	235.23	242.00	348.27	223.49	215.71	236.85	230.51	263.19	132.60	193.55	367.26	334.65	245.25

7.8 Index Numbers of Wholesale Prices by Commodity Groups

Year / month	General	Agriculture Forestry & Fishery Product	Others & Minerals electricity gas & water	Food product Beverages & tobacco Textile Apparel & Leather Product	Other transportable Goods	Metal product Machinery & Equipment
--------------	---------	---	---	---	---------------------------------	---

(2007-08=100)

2012-13	194.61	198.23	211.17	188.39	203.93	159.29
2013-14	158.88	165.52	163.62	156.11	162.99	132.02
2014-15	209.85	220.56	245.47	206.76	197.12	172.72
2015-16	207.64	226.43	244.24	213.58	171.21	171.46
2016-17	216.02	248.00	242.08	225.59	168.07	174.40
2017 Nov	220.20	252.96	243.05	227.22	176.98	177.63
Dec	221.00	252.94	243.79	227.93	179.11	177.80
2018 Jan	224.99	259.27	243.77	231.89	183.97	178.30
Feb	224.66	252.97	243.39	231.40	190.61	178.47
Mar	225.22	254.55	242.92	231.06	191.75	179.07
Apr	228.07	260.48	242.84	233.13	193.68	182.01
May	230.98	263.65	242.99	235.86	198.63	183.47
Jun	234.40	266.18	243.23	238.47	206.51	185.32
Jul	240.04	274.85	243.17	243.73	214.04	186.28
Aug	241.93	274.04	244.14	247.95	216.87	186.72
Sep	238.25	267.67	244.76	243.64	213.10	187.64
Oct	248.19	272.57	293.55	248.54	217.85	190.04
Nov	249.92	271.62	293.14	249.98	224.71	190.55

7.9 Index Numbers of Wholesale Prices by Commodities

Year/month	AGRICULTURE FORESTRY & FISHERY										
	Wheat	Maize	Rice	Sorghum/ Jowar	Millet/ Bajra	Vegetables	Fresh Fruits	Dry Fruits	Cotton Seeds	Other oil Seeds	Edible Roots Potatoes

(2007-08=100)

2012-13	188.52	174.74	165.42	211.29	177.02	216.66	216.05	181.47	168.92	177.67	162.82
2013-14	227.13	185.28	177.67	279.98	179.06	254.41	226.73	201.66	185.58	178.30	314.12
2014-15	209.29	191.65	172.20	300.13	173.82	255.40	245.60	227.30	208.86	179.03	314.37
2015-16	209.07	194.53	147.58	291.34	192.41	258.45	254.69	245.18	249.16	162.08	152.76
2016-17	208.21	193.44	154.49	244.45	180.10	280.77	264.68	241.41	268.07	178.77	227.85
2017 Nov	205.94	192.98	167.04	216.66	169.49	382.44	215.99	248.97	254.01	194.39	271.08
Dec	207.62	197.32	169.19	226.29	169.85	332.34	231.15	258.63	255.91	194.71	295.50
2018 Jan	209.85	205.68	174.67	239.51	184.05	270.50	242.06	267.11	255.87	190.61	216.51
Feb	210.64	199.27	174.06	242.65	183.60	219.44	265.01	267.56	256.23	187.75	167.22
Mar	209.00	205.11	173.85	256.85	188.77	195.23	291.61	269.25	257.18	177.04	148.10
Apr	203.30	210.71	174.07	261.38	197.62	237.20	308.39	275.26	255.66	182.04	133.10
May	193.89	220.29	178.91	292.47	210.95	230.36	358.47	283.68	273.24	186.14	161.85
Jun	197.00	209.74	178.97	289.95	216.72	248.68	375.03	287.26	267.32	189.36	178.71
Jul	202.51	218.34	181.75	305.26	244.12	347.33	328.17	285.82	267.32	193.29	194.26
Aug	204.53	222.24	181.28	293.20	249.84	346.19	298.81	275.54	268.41	196.32	207.46
Sep	205.17	228.81	181.31	285.95	261.64	338.79	266.54	278.85	265.99	195.43	199.17
Oct	207.42	214.53	182.76	275.88	244.40	356.04	277.92	276.70	266.98	197.75	214.22
Nov	211.76	219.23	183.58	279.91	239.29	255.52	249.64	275.15	265.86	194.00	232.25

Contd.

7.9 Index Numbers of Wholesale Prices by Commodities

Year/month	AGRICULTURE FORESTRY & FISHERY											
	Stimulant & spice crops	Pulses	Sugar crops	Fibre crops	Unmanufactured tobacco	Poultry	Milk from bovine animals	Eggs	Raw animal material / wool	Hides&fur skins wool	Fuel wood in logs	Fishes fresh or chilled
(2007-08=100)												
2012-13	184.68	204.81	267.92	193.56	171.49	178.40	213.81	191.02	138.84	139.08	215.48	191.11
2013-14	316.66	186.74	267.92	217.41	186.62	202.88	225.98	200.17	155.22	145.20	238.11	247.73
2014-15	350.96	207.90	277.32	172.23	213.88	193.98	249.87	204.51	173.19	155.20	252.59	270.19
2015-16	269.52	252.23	286.30	170.39	230.07	191.41	255.23	186.82	176.08	153.18	263.90	354.97
2016-17	222.16	290.65	275.16	209.16	271.01	183.11	266.08	209.31	175.73	120.95	272.97	460.20
2017 Nov	281.17	260.73	268.94	208.95	297.10	157.76	272.70	288.96	173.53	103.77	282.69	457.89
Dec	265.09	254.88	257.62	208.95	305.98	204.55	272.70	281.12	173.34	104.78	283.56	465.17
2018 Jan	271.65	252.98	257.62	244.64	305.98	221.99	275.47	237.06	172.52	104.72	283.56	478.82
Feb	269.38	249.60	257.62	226.99	305.98	211.05	275.47	212.43	173.81	105.02	283.56	477.80
Mar	266.39	240.45	257.62	234.67	308.03	219.05	275.47	201.84	173.81	101.97	283.56	476.70
Apr	279.19	239.71	257.62	242.34	308.03	230.37	280.72	188.73	176.13	98.66	283.56	476.70
May	282.74	239.75	257.62	239.28	309.16	249.20	283.49	194.33	176.72	94.24	283.56	451.10
Jun	307.03	238.72	257.62	243.36	309.38	251.13	283.49	188.20	176.84	95.00	283.56	451.10
Jul	318.90	236.97	257.62	271.84	317.53	203.33	284.87	214.76	176.84	97.06	283.56	451.22
Aug	322.59	232.09	257.62	281.00	316.51	159.15	285.13	206.97	176.92	97.22	283.56	451.22
Sep	319.25	231.62	257.62	262.70	318.02	143.93	285.13	201.16	176.92	93.47	284.65	453.67
Oct	333.36	231.09	257.62	266.15	318.02	203.44	285.82	233.62	177.28	92.70	284.65	461.53
Nov	331.71	233.92	257.62	284.57	322.03	241.45	285.82	254.37	180.75	92.92	289.68	462.45

Contd.

7.9 Index Numbers of Wholesale Prices by Commodities

Year/Month	ORES/MINERALS, GAS & ELECT.				FOOD, BEVERAGES, TOBACCO TEXTILE, APPAREL, LEATHER TEXTILE					
	Coal not Agglomerated	Natural Gas liquified	Salt pure sodium chloride	Electrical Energy	Meat of Animals	Vegetables & fruit Juices	Dried Fruits & Nuts	Fruits & Juices	Vegetable Oil Refined	Vegetable Ghee

(2007-08=100)

2012-13	209.81	197.43	175.78	226.10	228.80	186.93	219.33	158.67	157.94	141.75
2013-14	223.53	203.85	223.53	281.02	238.93	192.48	221.32	166.33	162.31	141.51
2014-15	223.53	202.94	247.76	292.89	257.56	197.17	226.22	172.75	159.75	132.06
2015-16	191.01	207.76	252.31	293.22	267.79	201.97	239.02	177.58	150.41	119.85
2016-17	154.51	209.55	245.12	288.00	282.23	216.85	255.25	181.49	153.08	124.63
2017 Nov	155.29	211.46	248.46	288.00	306.11	224.22	281.80	182.53	154.34	126.25
Dec	155.29	212.93	257.14	288.00	309.09	226.05	291.10	182.56	154.77	126.41
2018 Jan	155.29	212.87	257.14	288.00	311.27	226.05	296.20	182.55	155.66	127.54
Feb	155.29	212.02	264.37	288.00	311.27	224.97	297.11	182.60	156.36	126.69
Mar	155.29	211.00	266.38	288.00	314.84	224.97	291.20	183.21	156.57	127.28
Apr	155.29	210.84	266.38	288.00	317.46	226.66	290.88	184.96	157.40	128.77
May	155.29	211.12	269.74	288.00	325.47	226.66	295.32	185.23	158.97	129.83
Jun	155.29	211.61	269.74	288.00	331.21	226.66	296.19	185.75	158.88	129.89
Jul	155.29	211.49	269.74	288.00	336.15	226.66	298.38	186.08	159.08	130.51
Aug	155.29	213.53	269.74	288.00	339.60	228.62	299.69	188.66	158.54	130.77
Sep	155.29	214.80	271.87	288.00	339.60	228.62	302.02	188.55	159.08	130.88
Oct	155.29	317.16	271.87	288.00	343.65	228.62	302.31	188.73	160.00	131.73
Nov	155.29	316.26	275.23	288.00	346.05	228.62	306.71	188.81	161.51	132.81

Contd.

7.9 Index Numbers of Wholesale Prices by Commodities

Year/month	FOOD, BEVERAGES, TOBACCO TEXTILE, APPAREL, LEATHER TEXTILE												
	Oil cakes	Processed Liquid Milk	Milk & cream in solid form	Ice cream	Dairy Product N.E.C	Wheat Flour	Other cereal Flour	Sugar Refined	Choco late	Sugar Confectionary	Coffee & Tea	Spices	Other Food Product

(2007-08=100)

2012-13	166.19	207.70	171.54	172.43	207.02	172.24	194.72	201.93	99.19	101.34	203.24	279.84	319.16
2013-14	191.83	211.76	196.23	210.37	220.93	205.78	139.04	206.98	99.19	102.28	215.49	193.08	308.00
2014-15	203.54	243.81	219.96	219.91	239.23	198.20	149.19	217.88	99.19	103.59	192.27	189.96	295.24
2015-16	213.66	248.23	218.49	223.59	246.04	196.65	233.09	237.16	100.75	118.70	242.82	189.17	292.27
2016-17	229.42	258.73	219.63	243.11	252.64	194.74	288.67	242.70	99.77	125.99	243.24	190.21	293.92
2017 Nov	228.88	286.83	223.74	266.02	264.68	195.25	226.05	202.58	100.00	128.44	253.35	201.96	294.50
Dec	228.61	286.83	223.69	266.02	266.50	197.14	219.79	205.52	100.00	128.44	253.26	202.03	294.50
2018 Jan	231.10	287.08	223.37	266.02	267.37	196.64	217.28	199.93	100.00	127.85	253.63	202.13	294.50
Feb	231.54	286.83	223.55	266.02	267.61	195.72	218.04	189.16	100.00	127.85	261.80	202.23	294.50
Mar	226.67	288.23	223.34	266.02	272.54	194.41	210.20	189.93	100.00	127.85	267.98	202.23	294.50
Apr	227.97	288.23	223.34	266.02	273.79	190.87	213.24	196.05	100.00	127.55	272.46	202.24	294.50
May	232.12	289.45	223.82	266.02	278.71	188.12	215.85	196.39	100.00	127.55	274.13	202.25	294.50
Jun	236.30	289.96	223.82	266.02	279.94	189.88	215.32	200.66	100.00	127.55	275.43	202.25	294.50
Jul	242.30	293.74	224.54	266.02	278.41	191.95	215.20	207.93	100.00	127.25	277.31	202.35	294.50
Aug	244.38	296.67	225.34	286.26	279.65	193.24	217.45	210.94	100.00	127.25	279.34	202.35	294.50
Sep	240.72	296.67	225.53	286.26	282.17	194.82	218.82	207.69	100.00	127.25	278.46	213.13	300.74
Oct	246.07	296.92	226.06	286.26	283.94	196.77	216.08	207.95	100.00	127.25	279.59	222.23	308.13
Nov	244.02	296.92	232.69	286.26	290.96	196.58	220.56	207.53	100.00	127.25	281.25	222.28	308.63

Contd.

7.9 Index number of wholesale prices by commodities

Year/month	FOOD, BEVERAGES, TOBACCO TEXTILE, APPAREL, LEATHER TEXTILE									
	Mineral Water	Beverages	Tobacco Product	Cotton Yarn	Nylon Yarn	Blended Yarn	Woven Fabrics	Cotton Fabrics	Other Fabrics	Silk & Reyon Fabrics

(2007-08=100)

2012-13	168.78	137.45	208.80	208.38	181.46	193.63	196.76	175.90	166.96	152.04
2013-14	182.07	151.87	246.42	213.03	178.22	198.57	222.82	189.15	182.16	161.87
2014-15	186.75	170.90	296.01	180.86	157.07	189.75	247.06	199.86	207.66	177.39
2015-16	190.57	172.11	378.88	173.44	147.60	180.47	270.86	203.54	218.26	187.05
2016-17	197.93	172.31	429.82	198.86	144.76	180.50	299.85	209.64	224.71	189.20
2017 Nov	207.93	172.85	318.37	204.94	143.99	186.96	316.28	211.50	227.16	188.14
Dec	208.14	172.85	318.37	204.94	143.99	186.96	321.49	212.00	227.16	188.14
2018 Jan	208.14	172.85	318.37	227.49	143.99	188.55	321.49	212.43	227.16	188.14
Feb	208.14	172.85	318.37	227.49	143.99	188.55	321.49	213.18	227.16	188.14
Mar	211.50	173.00	318.37	222.05	143.99	189.19	321.49	214.23	227.16	188.14
Apr	211.50	173.00	318.37	229.04	143.99	192.56	321.49	214.23	227.16	188.14
May	211.50	173.22	318.37	236.05	143.99	195.38	321.49	219.99	227.85	188.95
Jun	211.50	173.22	318.37	242.86	143.99	196.66	321.49	220.18	227.85	189.05
Jul	211.50	172.63	318.37	262.52	143.99	197.90	321.49	220.60	227.85	188.81
Aug	211.50	172.63	319.65	280.03	143.99	200.05	321.49	219.87	227.85	188.81
Sep	210.16	176.55	319.65	253.93	143.99	201.84	321.49	219.87	227.85	188.81
Oct	210.16	176.55	393.80	252.78	143.99	199.05	324.76	220.63	227.85	188.81
Nov	207.20	176.55	393.80	256.44	143.99	195.65	338.53	221.14	227.85	188.81

Contd.

7.9 Index number of wholesale prices by commodities

Year / month	FOOD, BEVERAGES, TOBACCO TEXTILE, APPAREL, LEATHER TEXTILE										
	Towels	Blankets	Bedsheet	Quilt	Woolen Carpets	Synthetic Carpets	Hosiery Product	Ready made Garments	Leather without Hairs	Other Leather N.E.C	Foot wears
(2007-08=100)											
2012-13	202.34	179.22	201.81	150.78	106.55	116.43	176.65	137.23	111.60	130.47	134.42
2013-14	231.49	205.36	230.69	166.21	110.96	115.50	191.70	156.73	168.48	288.58	134.22
2014-15	257.45	230.50	249.94	187.32	130.72	124.64	212.44	184.42	215.90	221.91	134.22
2015-16	267.20	241.24	256.29	198.19	155.16	128.26	222.15	193.88	220.42	206.93	137.54
2016-17	271.92	246.60	256.73	198.19	193.95	129.82	236.13	199.46	222.98	207.31	145.05
2017 Nov	276.14	257.93	256.87	222.32	196.43	130.95	244.11	201.37	212.68	207.02	145.51
Dec	276.14	265.03	256.87	222.32	196.43	130.95	244.11	201.37	212.68	207.02	145.51
2018 Jan	276.14	265.03	256.87	222.32	196.43	130.95	244.11	201.37	212.68	207.02	145.51
Feb	276.14	265.03	256.87	222.32	196.43	130.95	244.11	201.37	212.68	207.02	145.51
Mar	276.14	265.03	256.87	222.32	196.43	130.95	244.42	201.37	212.68	207.02	145.51
Apr	276.14	265.03	256.87	222.32	196.43	130.95	248.01	201.16	212.68	207.02	164.15
May	287.65	265.03	256.87	222.32	196.43	130.95	250.36	201.16	212.68	207.02	168.09
Jun	305.52	265.03	256.87	222.32	196.43	130.95	250.36	204.85	212.68	207.02	168.09
Jul	305.52	265.03	256.87	222.32	196.43	130.95	250.36	204.85	212.68	207.02	168.09
Aug	305.52	265.03	256.87	222.32	196.43	131.80	250.36	204.85	212.68	207.02	168.09
Sep	305.52	267.72	256.87	222.32	196.43	131.80	253.68	204.85	212.68	207.02	168.09
Oct	305.52	267.72	257.39	222.32	196.43	131.80	254.07	204.85	225.53	313.42	168.09
Nov	308.50	273.59	268.60	224.63	196.43	131.80	254.53	213.16	228.93	320.16	168.09

Contd.

7.9 Index number of wholesale prices by commodities

Year/month	OTHER TRANSPORTABLE GOODS												
	Timber	Printing Paper	Hard Board	Coke	Motor Sprit	Diesel Oil	Kerosine Oil	Furnace Oil	Mobile Oil	Chemicals	Dying Materials	Fertilizers	Pesticides
(2007-08=100)													
2012-13	149.51	158.66	193.63	163.45	168.70	257.74	260.42	177.08	183.78	154.14	105.42	261.38	195.99
2013-14	170.36	169.84	220.14	163.45	184.99	271.23	283.49	176.90	194.20	171.90	115.91	266.33	227.17
2014-15	195.72	167.58	218.10	163.45	147.81	214.81	228.04	132.51	201.20	196.13	145.04	272.04	281.42
2015-16	214.44	163.34	199.14	163.45	120.71	157.60	137.91	70.22	198.20	184.23	146.55	267.53	310.85
2016-17	225.62	166.07	212.50	163.45	115.52	149.70	115.81	93.94	197.45	174.85	146.55	219.37	306.54
2017 Nov	231.53	166.45	225.00	163.45	128.35	166.05	141.66	112.15	200.62	179.89	146.55	220.00	307.23
Dec	231.53	166.45	225.00	163.45	130.85	172.21	153.38	110.34	200.62	182.27	146.55	223.94	305.84
2018 Jan	233.32	168.59	225.00	163.45	137.71	185.90	171.38	116.89	201.21	182.36	146.55	223.59	310.16
Feb	237.00	168.59	225.00	163.45	142.75	201.27	187.24	130.29	200.85	188.23	146.55	225.55	310.16
Mar	237.00	168.59	225.00	163.45	148.77	205.65	203.79	125.91	200.85	188.57	146.55	226.19	310.16
Apr	237.00	170.48	260.42	163.45	145.27	203.45	203.79	131.92	201.08	191.56	146.55	226.05	310.16
May	237.00	170.68	260.42	163.45	148.14	211.29	212.90	148.26	201.08	191.65	146.55	228.94	312.26
Jun	237.00	171.07	260.42	163.45	155.34	227.66	224.83	162.84	203.46	191.65	150.72	232.29	312.26
Jul	237.00	171.65	260.42	163.45	164.49	244.20	229.00	171.20	206.18	196.45	150.72	236.33	312.32
Aug	239.89	172.70	291.67	163.45	164.49	244.20	229.00	175.33	209.31	206.63	150.72	241.32	312.32
Sep	240.62	172.70	291.67	163.45	156.81	230.43	222.78	172.10	209.31	213.09	150.72	242.31	312.32
Oct	241.03	174.76	291.67	163.45	156.81	230.43	222.78	193.09	209.31	215.90	150.72	252.46	312.32
Nov	244.62	174.76	291.67	163.45	165.26	247.11	230.97	198.68	211.03	215.33	150.72	257.79	316.64

Contd.

7.9 Index number of wholesale prices by commodities

Year / month	OTHER TRANSPORTABLE GOODS												
	Insecticides	Paints & Varnishes	Medicines	Soaps & Detergent	Auto Tyers	Plastic Products	Glass Sheets	Other Glass Articles	Ceramics & Sanitary	Bricks Blocks & Tiles	Cement	Bed Foams	Matches
(2007-08=100)													
2012-13	120.85	237.85	138.59	167.01	180.56	193.02	192.56	199.82	158.32	176.20	185.77	141.29	132.57
2013-14	143.37	260.43	139.76	180.26	185.96	201.16	207.04	212.10	182.46	193.91	203.42	148.32	143.20
2014-15	160.37	285.05	144.94	178.53	190.42	216.58	220.72	234.52	213.29	206.14	208.01	154.60	146.44
2015-16	135.83	295.05	151.50	176.76	188.83	228.68	231.30	247.70	226.84	215.66	206.72	161.34	162.62
2016-17	139.49	295.34	170.26	189.10	178.50	226.65	281.84	306.65	233.70	219.60	214.45	165.54	165.53
2017 Nov	137.12	299.42	176.89	191.45	177.07	226.00	302.27	318.10	232.65	223.21	212.69	170.33	171.36
Dec	137.12	299.42	177.01	191.76	177.07	226.00	302.27	318.10	234.59	223.47	212.17	171.50	171.36
2018 Jan	140.56	299.42	177.01	192.28	177.07	226.00	302.27	318.10	234.59	223.59	211.23	172.83	171.36
Feb	140.56	301.12	177.01	191.35	177.07	226.00	302.27	318.10	234.76	223.59	209.70	173.00	171.36
Mar	140.61	301.12	177.01	191.35	177.11	226.00	302.27	318.10	234.76	223.30	210.55	173.00	171.36
Apr	141.00	301.12	177.04	190.72	177.11	239.27	302.27	318.10	236.41	223.30	223.43	175.33	171.36
May	142.19	301.12	177.04	190.80	177.11	240.04	302.27	318.10	236.41	221.69	223.54	175.33	171.36
Jun	142.29	304.87	177.06	190.80	177.14	240.04	302.27	318.10	236.41	222.34	232.31	175.33	171.36
Jul	144.49	332.15	177.70	191.52	177.14	240.35	304.55	318.10	236.54	223.37	237.45	175.33	171.36
Aug	145.90	354.53	178.61	193.00	178.97	240.38	304.55	318.10	243.24	223.76	238.70	176.50	171.36
Sep	145.02	354.53	180.06	193.52	184.52	243.75	304.55	318.10	243.24	225.43	234.41	176.50	171.36
Oct	144.97	354.53	180.22	195.41	184.52	243.75	304.55	318.10	243.24	231.36	234.54	182.50	171.36
Nov	147.06	358.49	180.99	198.71	184.52	244.35	312.41	318.10	246.05	233.23	239.43	182.50	171.36

Contd.

7.9 Index number of wholesale prices by commodities

Year/month	METAL PRODUCT MACHINERY & EQUIPMENT									
	Pig Iron	Steel Bars & Sheets	Pipe Fittings	Steel Products	Engine & Motors	Vacuum Pumps	Air Conditioners	Cultivators	Chuff Cutter	Tractors
(2007-08=100)										
2012-13	128.97	134.92	143.38	162.79	109.07	115.39	174.17	187.71	140.67	161.96
2013-14	128.97	140.15	163.38	169.47	109.07	115.39	180.79	215.46	146.36	188.81
2014-15	128.97	144.81	189.28	173.11	109.07	115.39	195.28	224.52	149.20	214.54
2015-16	128.97	128.59	193.28	175.40	109.14	115.24	200.41	219.76	149.20	207.71
2016-17	128.97	128.39	205.18	177.31	115.34	121.58	200.49	197.94	152.04	202.23
2017 Nov	128.97	140.75	215.66	176.70	116.98	123.69	200.10	190.66	153.46	201.75
Dec	128.97	141.83	215.66	176.70	116.98	123.69	200.10	190.66	153.46	201.75
2018 Jan	128.97	144.52	215.66	176.70	116.98	123.69	200.10	190.66	153.46	201.75
Feb	128.97	144.61	215.66	176.70	116.98	123.69	200.10	190.66	153.46	201.75
Mar	128.97	147.50	215.66	176.70	116.98	123.69	200.10	190.66	153.46	201.75
Apr	128.97	158.63	215.66	176.76	116.98	123.69	200.10	190.66	153.46	201.75
May	128.97	163.92	215.66	177.24	116.98	123.69	203.80	190.66	153.46	201.75
Jun	128.97	164.94	215.66	177.24	116.98	123.69	203.80	190.66	153.46	216.82
Jul	128.97	169.64	234.48	177.24	116.98	123.69	203.80	190.66	153.46	216.82
Aug	128.97	170.86	234.48	182.68	116.98	123.69	203.80	190.66	153.46	216.82
Sep	128.97	168.49	234.48	183.35	116.98	123.69	203.80	190.66	153.46	216.82
Oct	128.97	174.08	238.51	183.86	116.98	123.69	208.65	190.66	153.46	216.82
Nov	128.97	177.11	238.51	184.01	116.98	123.69	211.33	190.66	153.46	226.93

Contd.

7.9 Index number of wholesale prices by commodities

Year / month	METAL PRODUCT MACHINERY & EQUIPMENT								
	Lathe Machine	Concrete Mixer	Refrige Wash & Sew mach Iron	Electrical Wires	Lighting Equip-ments	Radio & Television	Motor Vehicles	Motor Cycles	Bicycles
(2007-08=100)									
2012-13	147.68	138.83	167.54	160.01	147.57	127.52	170.90	125.06	177.20
2013-14	186.40	138.83	188.44	173.65	163.03	126.49	179.74	125.61	181.58
2014-15	208.81	138.83	197.51	186.83	166.63	126.49	182.92	127.07	184.24
2015-16	208.81	138.83	199.91	194.12	167.74	127.36	184.05	125.89	185.97
2016-17	234.57	138.83	207.81	201.10	171.45	140.01	190.70	125.89	187.75
2017 Nov	241.06	138.83	216.72	205.92	170.98	140.42	195.36	126.05	187.65
Dec	241.06	138.83	216.72	205.92	170.98	140.42	195.36	126.05	187.65
2018 Jan	241.06	138.83	216.72	205.92	171.39	140.42	195.36	126.05	187.65
Feb	241.06	138.83	217.87	205.92	171.39	140.42	195.36	126.05	187.65
Mar	241.06	138.83	218.55	205.92	171.39	140.42	211.00	126.05	187.65
Apr	241.06	138.83	222.10	208.22	174.04	140.42	211.00	133.32	187.65
May	241.06	138.83	226.35	208.22	174.04	140.42	211.00	133.88	187.65
Jun	241.06	138.83	228.70	208.22	174.04	140.42	211.00	133.88	191.22
Jul	241.06	138.83	228.73	208.22	174.04	140.42	218.11	134.21	191.22
Aug	241.06	138.83	228.73	208.22	174.04	140.42	218.11	134.21	191.22
Sep	241.06	138.83	229.31	208.22	174.04	140.42	218.11	134.21	194.31
Oct	268.38	138.83	238.78	208.22	174.04	140.42	221.80	134.21	194.31
Nov	268.38	138.83	238.82	208.22	174.04	140.42	223.94	134.21	194.31

7.10 Intercity Wholesale Prices of Selected Commodities

Group/Commodity/Item Specification	Unit	City	Prices (Rs.)			% Change in Nov., 2018 Over	
			Nov., 2018	Oct., 2018	Nov., 2017	Oct., 2018	Nov., 2017
			1. Agriculture Forestry & Fishery				
001. Wheat							
0111201. WHEAT AVG. QLTY.	100 KG.	LAH	3375.00	3325.00	3281.50	1.50	2.85
		FAS	3400.00	3350.00	3312.50	1.49	2.64
		RAW	3450.00	3325.00	3400.00	3.76	1.47
		MUL	3250.00	3250.00	3175.00	0.00	2.36
		GUJ	3500.00	3125.00	3100.00	12.00	12.90
		SAH	3312.50	3218.75	2775.00	2.91	19.37
		SAR	3000.00	3000.00	3100.00	0.00	-3.23
		SKT	3500.00	3500.00	3250.00	0.00	7.69
		BPR	3362.50	3250.00	3237.50	3.46	3.86
		GJT	3300.00	3200.00	3250.00	3.13	1.54
		KSR	3275.00	3225.00	3281.50	1.55	-0.20
		KAR	3800.00	3700.00	3650.00	2.70	4.11
		HYD	3450.00	3340.00	3355.00	3.29	2.83
		SKR	3250.00	3250.00	3250.00	0.00	0.00
		LRK	3100.00	3100.00	3250.00	0.00	-4.62
		MPK	3000.00	2875.00	3100.00	4.35	-3.23
		NWB	3225.00	3225.00	3200.00	0.00	0.78
		PSH	3100.00	3100.00	3200.00	0.00	-3.13
		BNU	3450.00	3450.00	3200.00	0.00	7.81
002. Maize							
0112201. MAIZE AVG. QLTY.	40 KG.	LAH	1200.00	1150.00	875.00	4.35	37.14
		FAS	1300.00	1250.00	962.50	4.00	35.06
		RAW	1187.50	1187.50	1187.50	0.00	0.00
		SAR	1900.00	1700.00	1500.00	11.76	26.67
		KSR	1050.00	1100.00	875.00	-4.55	20.00
		KAR	1760.00	1760.00	1420.00	0.00	23.94
		HYD	1150.00	1150.00	1150.00	0.00	0.00
		PSH	1200.00	1120.00	1040.00	7.14	15.38
		BNU	1280.00	1320.00	1400.00	-3.03	-8.57
		QTA	1480.00	1480.00	1480.00	0.00	0.00
003. Rice							
0113201. RICE BASMATI SUP. QLTY.	40 KG.	LAH	4650.00	4650.00	4300.00	0.00	8.14
		FAS	4100.00	4100.00	4100.00	0.00	0.00
		RAW	5375.00	5375.00	5100.00	0.00	5.39
		MUL	3950.00	4062.50	3850.00	-2.77	2.60
		GUJ	4480.00	4480.00	4200.00	0.00	6.67
		SKT	4400.00	4400.00	4000.00	0.00	10.00
		KAR	5875.00	5900.00	5900.00	-0.42	-0.42
		HYD	5450.00	5450.00	4500.00	0.00	21.11
		MPK	6000.00	5600.00	4000.00	7.14	50.00
		PSH	4900.00	4570.00	4350.00	7.22	12.64
		MNG	4800.00	4400.00	4200.00	9.09	14.29
		QTA	4800.00	4800.00	5200.00	0.00	-7.69
0113202. RICE BASMATI BROKEN AVG. QLTY.	40 KG.	LAH	2550.00	2550.00	2250.00	0.00	13.33
		RAW	3225.00	3225.00	3050.00	0.00	5.74
		GUJ	2400.00	2400.00	1900.00	0.00	26.32
		SAH	2200.00	2200.00	2600.00	0.00	-15.38
		SKT	2000.00	2000.00	1825.00	0.00	9.59
		BPR	2250.00	2250.00	2250.00	0.00	0.00
		GJT	2000.00	2000.00	2000.00	0.00	0.00
		KSR	2450.00	2450.00	2250.00	0.00	8.89
		KAR	2900.00	2700.00	2540.00	7.41	14.17
		HYD	3000.00	3000.00	2250.00	0.00	33.33
		SKR	2000.00	2000.00	2000.00	0.00	0.00
		LRK	2640.00	2640.00	2640.00	0.00	0.00
		MPK	2400.00	2350.00	2000.00	2.13	20.00
		PSH	2600.00	2600.00	2200.00	0.00	18.18

Contd.

7.10 Intercity Wholesale Prices of Selected Commodities

Group/Commodity/Item Specification	Unit	City	Prices (Rs.)			% Change in Nov., 2018 Over	
			Nov., 2018	Oct., 2018	Nov., 2017	Oct., 2018	Nov., 2017
0113203. RICE IRRI-9 PUNJAB	40 KG.	BNU	2275.00	2000.00	1650.00	13.75	37.88
		QTA	3000.00	3200.00	3200.00	-6.25	-6.25
		LAH	2050.00	2050.00	1875.00	0.00	9.33
		FAS	2350.00	2350.00	1840.00	0.00	27.72
		RAW	2225.00	2225.00	2150.00	0.00	3.49
		SAR	2350.00	2350.00	2000.00	0.00	17.50
0113204. RICE IRRI-6 SINDH	40 KG.	SKT	1600.00	1600.00	1600.00	0.00	0.00
		QTA	1600.00	1600.00	1600.00	0.00	0.00
		KAR	1780.00	1640.00	1460.00	8.54	21.92
		HYD	1845.00	1845.00	1625.00	0.00	13.54
		SKR	1600.00	1600.00	1440.00	0.00	11.11
		LRK	1550.00	1550.00	1360.00	0.00	13.97
004. Sorghum / Jowar 0114201. JOWAR AVG. QLTY.	40 KG.	NWB	1625.00	1625.00	1625.00	0.00	0.00
		PSH	1900.00	2050.00	1650.00	-7.32	15.15
		QTA	1440.00	1440.00	1440.00	0.00	0.00
		LAH	1550.00	1550.00	1075.00	0.00	44.19
		FAS	1350.00	1350.00	862.50	0.00	56.52
		SAR	1450.00	1450.00	1600.00	0.00	-9.38
005. Millet / Bajra 0118201. BAJRA AVG. QLTY.	40 KG.	GJT	1600.00	1600.00	1200.00	0.00	33.33
		KAR	1720.00	1560.00	1420.00	10.26	21.13
		HYD	1900.00	1900.00	1050.00	0.00	80.95
		PSH	1550.00	1550.00	1400.00	0.00	10.71
		LAH	1500.00	1750.00	1075.00	-14.29	39.53
		FAS	1412.50	1312.50	1020.00	7.62	38.48
006. Vegetables 0121301. CAULIFLOWER AVG. QLTY.	100 KG.	SAR	1450.00	1450.00	1225.00	0.00	18.37
		GJT	1290.00	1400.00	1060.00	-7.86	21.70
		KAR	1960.00	1860.00	1160.00	5.38	68.97
		HYD	1725.00	1375.00	1040.00	25.45	65.87
		PSH	1450.00	1870.00	1061.00	-22.46	36.66
		QTA	4600.00	5600.00	2600.00	-17.86	76.92
0122201. CUCUMBER (KHEERA) AVG. QLTY.	100 KG.	LAH	2100.00	3850.00	3100.00	-45.45	-32.26
		FAS	3000.00	3500.00	3000.00	-14.29	0.00
		RAW	2650.00	3750.00	4250.00	-29.33	-37.65
		MUL	2650.00	3750.00	2900.00	-29.33	-8.62
		GUJ	3000.00	5000.00	4000.00	-40.00	-25.00
		SAR	2050.00	5375.00	3387.50	-61.86	-39.48
0122401. TOMATOES AVG. QLTY.	40 KG.	SKT	4000.00	5000.00	4000.00	-20.00	0.00
		KAR	1750.00	2250.00	2200.00	-22.22	-20.45
		HYD	2000.00	2500.00	3200.00	-20.00	-37.50
		SKR	2000.00	2800.00	3200.00	-28.57	-37.50
		PSH	2500.00	4500.00	3000.00	-44.44	-16.67
		BNU	2500.00	4500.00	3750.00	-44.44	-33.33
0122401. TOMATOES AVG. QLTY.	40 KG.	QTA	2600.00	4200.00	3600.00	-38.10	-27.78
		LAH	875.00	1650.00	3950.00	-46.97	-77.85
		FAS	1300.00	2200.00	4200.00	-40.91	-69.05
		RAW	1275.00	2525.00	3225.00	-49.50	-60.47
		MUL	1300.00	2200.00	2925.00	-40.91	-55.56
GUJ	1200.00	3200.00	4000.00	-62.50	-70.00		

Contd.

7.10 Intercity Wholesale Prices of Selected Commodities

Group/Commodity/Item Specification	Unit	City	Prices (Rs.)			% Change in Nov., 2018 Over	
			Nov., 2018	Oct., 2018	Nov., 2017	Oct., 2018	Nov., 2017
		SAH	1100.00	2775.00	3350.00	-60.36	-67.16
		SAR	1280.00	2385.00	3735.00	-46.33	-65.73
		SKT	1200.00	2800.00	4800.00	-57.14	-75.00
		BPR	1560.00	2200.00	3800.00	-29.09	-58.95
		GJT	1200.00	2750.00	3200.00	-56.36	-62.50
		KAR	520.00	1540.00	1700.00	-66.23	-69.41
		HYD	550.00	1500.00	2350.00	-63.33	-76.60
		SKR	800.00	2000.00	2000.00	-60.00	-60.00
		LRK	1600.00	2800.00	4100.00	-42.86	-60.98
		MPK	650.00	1200.00	5100.00	-45.83	-87.25
		PSH	1200.00	2100.00	3200.00	-42.86	-62.50
		BNU	1000.00	2400.00	2800.00	-58.33	-64.29
		MNG	1200.00	2500.00	3500.00	-52.00	-65.71
		QTA	1280.00	2400.00	3000.00	-46.67	-57.33
0123201. PEAS (MATAR) AVG. QLTY.	100 KG.	LAH	7100.00	0.00	9100.00	-----	-21.98
		FAS	7500.00	0.00	14000.00	-----	-46.43
		RAW	9100.00	0.00	12600.00	-----	-27.78
		GUJ	10000.00	0.00	14000.00	-----	-28.57
		SKT	8000.00	0.00	13000.00	-----	-38.46
		KAR	10500.00	0.00	12450.00	-----	-15.66
		SKR	10000.00	0.00	18000.00	-----	-44.44
		MPK	15000.00	0.00	16250.00	-----	-7.69
		PSH	8000.00	0.00	12000.00	-----	-33.33
		BNU	7000.00	0.00	9375.00	-----	-25.33
		QTA	15000.00	0.00	14200.00	-----	5.63
0124101. TURNIP AVG. QLTY.	100 KG.	LAH	1050.00	3350.00	2750.00	-68.66	-61.82
		FAS	1400.00	5500.00	1900.00	-74.55	-26.32
		RAW	1950.00	3250.00	2150.00	-40.00	-9.30
		MUL	2100.00	5500.00	3100.00	-61.82	-32.26
		SKT	2000.00	6000.00	3000.00	-66.67	-33.33
		KAR	1200.00	4250.00	3200.00	-71.76	-62.50
		SKR	1600.00	2800.00	2000.00	-42.86	-20.00
		PSH	2000.00	3000.00	2750.00	-33.33	-27.27
		MNG	1500.00	6000.00	2500.00	-75.00	-40.00
		QTA	2600.00	4600.00	1600.00	-43.48	62.50
0124102. CARROT AVG. QLTY.	100 KG.	LAH	2750.00	0.00	3550.00	-----	-22.54
		FAS	3500.00	0.00	2500.00	-----	40.00
		RAW	3900.00	0.00	4050.00	-----	-3.70
		MUL	3750.00	0.00	3800.00	-----	-1.32
		GUJ	4000.00	0.00	4000.00	-----	0.00
		SAR	3275.00	0.00	3210.00	-----	2.02
		SKT	5000.00	0.00	4500.00	-----	11.11
		KAR	2750.00	0.00	2300.00	-----	19.57
		SKR	4000.00	0.00	3000.00	-----	33.33
		MPK	3800.00	0.00	2550.00	-----	49.02
		PSH	4000.00	0.00	3000.00	-----	33.33
		MNG	6000.00	0.00	1875.00	-----	220.00
		QTA	4600.00	0.00	2200.00	-----	109.09
0124201. GARLIC	40 KG.	LAH	1950.00	1950.00	4700.00	0.00	-58.51
		FAS	3000.00	3000.00	4650.00	0.00	-35.48
		RAW	3425.00	3425.00	5475.00	0.00	-37.44
		SAR	3870.00	3870.00	4850.00	0.00	-20.21
		SKT	4000.00	4000.00	5600.00	0.00	-28.57
		GJT	3200.00	3200.00	5000.00	0.00	-36.00
		KAR	2600.00	2600.00	4200.00	0.00	-38.10
		HYD	2900.00	2700.00	4300.00	7.41	-32.56
		SKR	2400.00	2000.00	4600.00	20.00	-47.83
		PSH	3600.00	3600.00	4400.00	0.00	-18.18
		MNG	2800.00	3200.00	3000.00	-12.50	-6.67

Contd.

7.10 Intercity Wholesale Prices of Selected Commodities

Group/Commodity/Item Specification	Unit	City	Prices (Rs.)			% Change in Nov., 2018 Over	
			Nov., 2018	Oct., 2018	Nov., 2017	Oct., 2018	Nov., 2017
			0124301. ONIONS DRY AVG. QLTY.	40 KG.	QTA	7600.00	7200.00
		LAH	810.00	810.00	2900.00	0.00	-72.07
		FAS	900.00	900.00	2480.00	0.00	-63.71
		RAW	1175.00	1325.00	3175.00	-11.32	-62.99
		MUL	900.00	940.00	2080.00	-4.26	-56.73
		GUJ	1000.00	1000.00	2250.00	0.00	-55.56
		SAH	900.00	975.00	2562.50	-7.69	-64.88
		SAR	775.00	775.00	2192.50	0.00	-64.65
		SKT	1200.00	1200.00	5200.00	0.00	-76.92
		BPR	880.00	1160.00	2960.00	-24.14	-70.27
		GJT	1200.00	1200.00	2800.00	0.00	-57.14
		KSR	775.00	775.00	2900.00	0.00	-73.28
		KAR	440.00	840.00	1540.00	-47.62	-71.43
		HYD	575.00	825.00	1900.00	-30.30	-69.74
		SKR	720.00	780.00	2400.00	-7.69	-70.00
		LRK	1000.00	1350.00	3000.00	-25.93	-66.67
		MPK	700.00	700.00	1450.00	0.00	-51.72
		NWB	1250.00	1250.00	2425.00	0.00	-48.45
		PSH	1200.00	1200.00	2600.00	0.00	-53.85
		BNU	800.00	1100.00	2700.00	-27.27	-70.37
		MNG	1000.00	1600.00	3600.00	-37.50	-72.22
0124901. RADDISH AVG. QLTY.	100 KG.	QTA	1080.00	1280.00	2400.00	-15.63	-55.00
		RAW	1750.00	2450.00	2225.00	-28.57	-21.35
		MUL	1550.00	2300.00	3400.00	-32.61	-54.41
		GUJ	1000.00	4000.00	2000.00	-75.00	-50.00
		SAR	1280.00	3180.00	1850.00	-59.75	-30.81
		SKT	1700.00	4000.00	2200.00	-57.50	-22.73
		KAR	1350.00	1850.00	1150.00	-27.03	17.39
		MPK	1350.00	2650.00	2550.00	-49.06	-47.06
		PSH	1500.00	0.00	1900.00	-----	-21.05
0124903. TINDA AVG. QLTY.	100 KG.	LAH	7650.00	4450.00	5100.00	71.91	50.00
		FAS	5500.00	9500.00	7500.00	-42.11	-26.67
		RAW	4700.00	6900.00	7650.00	-31.88	-38.56
		MUL	9000.00	9000.00	3400.00	0.00	164.71
		SKT	9000.00	10000.00	10000.00	-10.00	-10.00
		KAR	3500.00	4750.00	4650.00	-26.32	-24.73
		SKR	5000.00	5000.00	5000.00	0.00	0.00
		MPK	5750.00	5750.00	7000.00	0.00	-17.86
		PSH	3000.00	6000.00	3000.00	-50.00	0.00
		MNG	3000.00	7000.00	1245.00	-57.14	140.96
0124904. BRINJAL AVG. QLTY.	100 KG.	LAH	1950.00	3000.00	3075.00	-35.00	-36.59
		FAS	2100.00	2100.00	2200.00	0.00	-4.55
		MUL	3150.00	3250.00	1800.00	-3.08	75.00
		SAR	2250.00	2225.00	3190.00	1.12	-29.47
		SKT	2000.00	3000.00	3000.00	-33.33	-33.33
		KAR	1800.00	1800.00	1900.00	0.00	-5.26
		SKR	1600.00	1600.00	2000.00	0.00	-20.00
		MPK	1200.00	2000.00	1550.00	-40.00	-22.58
		PSH	2000.00	3000.00	3000.00	-33.33	-33.33
		BNU	2000.00	3000.00	2000.00	-33.33	0.00
		QTA	3200.00	4600.00	2600.00	-30.43	23.08
0124905. BOTTLE GOURD (LOKI)	100 KG.	LAH	1850.00	2650.00	2450.00	-30.19	-24.49
		FAS	1925.00	3250.00	2500.00	-40.77	-23.00
		RAW	3250.00	4350.00	3650.00	-25.29	-10.96
		KAR	2200.00	2100.00	2100.00	4.76	4.76
		HYD	2500.00	2500.00	2800.00	0.00	-10.71
		SKR	2000.00	3000.00	2400.00	-33.33	-16.67
		PSH	3000.00	3000.00	3000.00	0.00	0.00
		BNU	2750.00	3000.00	2000.00	-8.33	37.50

Contd.

7.10 Intercity Wholesale Prices of Selected Commodities

Group/Commodity/Item Specification	Unit	City	Prices (Rs.)			% Change in Nov., 2018 Over	
			Nov., 2018	Oct., 2018	Nov., 2017	Oct., 2018	Nov., 2017
			0124906. KARELLA	100 KG.	LAH	5750.00	6000.00
		FAS	6500.00	8500.00	5500.00	-23.53	18.18
		RAW	6900.00	8100.00	11100.00	-14.81	-37.84
		SAR	9050.00	7275.00	7280.00	24.40	24.31
		KAR	3500.00	5350.00	2900.00	-34.58	20.69
		HYD	3250.00	4550.00	3200.00	-28.57	1.56
		SKR	4500.00	5000.00	3000.00	-10.00	50.00
		PSH	6000.00	9000.00	8000.00	-33.33	-25.00
		BNU	6000.00	8000.00	6000.00	-25.00	0.00
007. Fresh Fruits							
0131201. BANANA AVG. QLTY.	DOZ.	LAH	57.50	65.00	60.00	-11.54	-4.17
		FAS	35.00	35.00	40.00	0.00	-12.50
		RAW	57.50	55.50	57.50	3.60	0.00
		MUL	47.50	45.00	55.00	5.56	-13.64
		GUJ	35.00	32.50	45.00	7.69	-22.22
		SKT	45.00	35.00	55.00	28.57	-18.18
		BPR	50.00	50.00	42.50	0.00	17.65
		GJT	45.00	40.00	48.00	12.50	-6.25
		KAR	21.00	18.50	21.00	13.51	0.00
		HYD	48.00	48.00	45.00	0.00	6.67
		SKR	30.00	35.00	35.00	-14.29	-14.29
		MPK	32.50	32.50	25.00	0.00	30.00
		PSH	37.50	37.50	45.00	0.00	-16.67
		MNG	40.00	50.00	60.00	-20.00	-33.33
0131701. PAPAYA (PAPETA)	40 KG.	LAH	3800.00	3800.00	3550.00	0.00	7.04
		KAR	4800.00	4800.00	2300.00	0.00	108.70
		HYD	3500.00	3200.00	2600.00	9.38	34.62
		MPK	2500.00	2400.00	1600.00	4.17	56.25
0132301. MALTA AVG. QLTY.	100	FAS	500.00	0.00	575.00	-----	-13.04
		RAW	925.00	0.00	975.00	-----	-5.13
		SAR	500.00	0.00	480.00	-----	4.17
		KAR	725.00	0.00	700.00	-----	3.57
		HYD	900.00	0.00	900.00	-----	0.00
		PSH	700.00	0.00	1000.00	-----	-30.00
		QTA	650.00	0.00	1000.00	-----	-35.00
0132302. KINO AVG. QLTY.	100	SAR	1330.00	0.00	375.00	-----	254.67
		KAR	575.00	0.00	0.00	-----	-----
		QTA	700.00	0.00	0.00	-----	-----
0134401. STRAWBURY	40 KG.	LAH	2600.00	2600.00	4900.00	0.00	-46.94
		RAW	5100.00	5100.00	5950.00	0.00	-14.29
		KAR	5200.00	5200.00	5700.00	0.00	-8.77
		SKR	2800.00	2800.00	4200.00	0.00	-33.33
0135101. APPLE AVG. QLTY.	40 KG.	LAH	3900.00	4250.00	3450.00	-8.24	13.04
		RAW	2750.00	2750.00	3100.00	0.00	-11.29
		MUL	4300.00	4200.00	3300.00	2.38	30.30
		KAR	2600.00	2120.00	2480.00	22.64	4.84
		HYD	2450.00	2450.00	2200.00	0.00	11.36
		SKR	3200.00	2720.00	1800.00	17.65	77.78
		PSH	2800.00	2800.00	3000.00	0.00	-6.67
		MNG	3400.00	3000.00	3460.00	13.33	-1.73
		QTA	3200.00	2800.00	3200.00	14.29	0.00
0135102. APPLE SUP. QLTY.	40 KG.	LAH	8150.00	8150.00	6100.00	0.00	33.61
		RAW	6900.00	6900.00	7775.00	0.00	-11.25
		GJT	4400.00	4400.00	4400.00	0.00	0.00
		KAR	3700.00	4200.00	2700.00	-11.90	37.04
		PSH	3600.00	3600.00	4000.00	0.00	-10.00
		MNG	4800.00	3600.00	5000.00	33.33	-4.00
		QTA	5200.00	4800.00	5200.00	8.33	0.00

Contd.

7.10 Intercity Wholesale Prices of Selected Commodities

Group/Commodity/Item Specification	Unit	City	Prices (Rs.)			% Change in Nov., 2018 Over	
			Nov., 2018	Oct., 2018	Nov., 2017	Oct., 2018	Nov., 2017
			0135901. GUAVA AVG. QLTY.	40 KG.	LAH	2100.00	2100.00
		RAW	2050.00	3350.00	2050.00	-38.81	0.00
		MUL	2900.00	2600.00	2500.00	11.54	16.00
		KAR	1400.00	3400.00	940.00	-58.82	48.94
		HYD	1700.00	0.00	1500.00	-----	13.33
		PSH	2300.00	2000.00	1200.00	15.00	91.67
		QTA	1600.00	0.00	2400.00	-----	-33.33
0136101. WATER MELON	40 KG.	LAH	1200.00	1200.00	1150.00	0.00	4.35
		FAS	450.00	450.00	500.00	0.00	-10.00
		RAW	2625.00	2625.00	825.00	0.00	218.18
		MUL	960.00	960.00	750.00	0.00	28.00
		KSR	1275.00	1275.00	950.00	0.00	34.21
		KAR	1700.00	1700.00	1800.00	0.00	-5.56
		HYD	1400.00	1400.00	800.00	0.00	75.00
		SKR	1200.00	1200.00	1000.00	0.00	20.00
		PSH	1600.00	1600.00	1100.00	0.00	45.45
		QTA	640.00	640.00	700.00	0.00	-8.57
0136102. MUSK MELON (SARDA/GARMA)	40 KG.	LAH	1525.00	1300.00	2000.00	17.31	-23.75
		RAW	3450.00	3650.00	1975.00	-5.48	74.68
		SKT	1600.00	1600.00	2400.00	0.00	-33.33
		KAR	1300.00	1900.00	1300.00	-31.58	0.00
		PSH	1200.00	1200.00	1000.00	0.00	20.00
0136103. SWEET MELON (KHURBOZA)	40 KG.	LAH	1900.00	1900.00	2100.00	0.00	-9.52
		RAW	3550.00	3550.00	1950.00	0.00	82.05
		KAR	1900.00	1900.00	1700.00	0.00	11.76
		HYD	2800.00	2800.00	1500.00	0.00	86.67
008. Dry Fruits							
0138101. ALMOND KAGZI(IN SHELL)AVG. QLTY.	40 KG.	LAH	23000.00	23000.00	21400.00	0.00	7.48
		RAW	24750.00	22550.00	19650.00	9.76	25.95
		MUL	20500.00	20500.00	19250.00	0.00	6.49
		KAR	24600.00	24700.00	25200.00	-0.40	-2.38
		HYD	29750.00	28750.00	28000.00	3.48	6.25
		MPK	30000.00	26000.00	24000.00	15.38	25.00
		PSH	30000.00	30000.00	24800.00	0.00	20.97
		MNG	31600.00	31200.00	22400.00	1.28	41.07
		QTA	20000.00	20000.00	20000.00	0.00	0.00
0138401. CHHOARA (DRY DATES) AVG. QLTY.	40 KG.	LAH	5300.00	5300.00	3950.00	0.00	34.18
		FAS	2750.00	2750.00	2250.00	0.00	22.22
		RAW	3850.00	3850.00	3750.00	0.00	2.67
		MUL	4400.00	4400.00	4250.00	0.00	3.53
		KAR	3500.00	3440.00	3500.00	1.74	0.00
		HYD	2550.00	2550.00	3000.00	0.00	-15.00
		MPK	2000.00	2000.00	2000.00	0.00	0.00
		PSH	4000.00	4800.00	2700.00	-16.67	48.15
		BNU	4000.00	4000.00	3700.00	0.00	8.11
0138501. PISTACHIO(WITHOUT SHELL)AVG. QLTY	40 KG.	LAH	70000.00	70000.00	69000.00	0.00	1.45
		RAW	73250.00	72500.00	69125.00	1.03	5.97
		MUL	66000.00	66000.00	69000.00	0.00	-4.35
		KAR	102000.00	98000.00	102000.00	4.08	0.00
		HYD	90000.00	86000.00	83000.00	4.65	8.43
		SKR	82000.00	82000.00	82000.00	0.00	0.00
		PSH	72000.00	72000.00	76000.00	0.00	-5.26
		QTA	60000.00	60000.00	60000.00	0.00	0.00
0138901. COCONUT DRY AVG. QLTY.	40 KG.	LAH	17000.00	17000.00	9700.00	0.00	75.26
		MUL	15000.00	15000.00	13000.00	0.00	15.38
		GJT	14000.00	14000.00	12800.00	0.00	9.38
		KAR	13300.00	13000.00	13800.00	2.31	-3.62
		HYD	14250.00	14000.00	13400.00	1.79	6.34
		SKR	14000.00	14000.00	10800.00	0.00	29.63

Contd.

7.10 Intercity Wholesale Prices of Selected Commodities

Group/Commodity/Item Specification	Unit	City	Prices (Rs.)			% Change in Nov., 2018 Over	
			Nov., 2018	Oct., 2018	Nov., 2017	Oct., 2018	Nov., 2017
		MPK	13500.00	13500.00	13400.00	0.00	0.75
		PSH	12800.00	12800.00	14200.00	0.00	-9.86
		MNG	12800.00	12800.00	13600.00	0.00	-5.88
009. Cotton Seeds							
0143101. COTTON SEEDS	40 KG.	FAS	1550.00	1550.00	1350.00	0.00	14.81
		MUL	1275.00	1175.00	1275.00	8.51	0.00
		SAH	1448.25	1447.00	1312.82	0.09	10.32
		SAR	2000.00	1960.00	1950.00	2.04	2.56
		SKT	2000.00	2000.00	2000.00	0.00	0.00
		KSR	1675.00	1675.00	1675.00	0.00	0.00
		KAR	2480.00	2480.00	2440.00	0.00	1.64
		HYD	1600.00	1800.00	1400.00	-11.11	14.29
010. Other Oil Seeds							
0144201. MUSTARD SEEDS	40 KG.	FAS	2750.00	2950.00	2850.00	-6.78	-3.51
		MUL	2450.00	2675.00	2600.00	-8.41	-5.77
		SAH	2500.00	2500.00	2550.00	0.00	-1.96
		BPR	2775.00	2725.00	2750.00	1.83	0.91
		KSR	2850.00	2850.00	2750.00	0.00	3.64
		KAR	2760.00	2760.00	2760.00	0.00	0.00
		HYD	2400.00	2600.00	2230.00	-7.69	7.62
		MPK	2550.00	2500.00	2600.00	2.00	-1.92
		NWB	2125.00	2125.00	2125.00	0.00	0.00
		PSH	4000.00	4000.00	4000.00	0.00	0.00
011. Edible Roots / Potatoes							
0151001. POTATOES WHITE AVG. QLTY.	40 KG.	KAR	620.00	620.00	760.00	0.00	-18.42
		HYD	700.00	550.00	750.00	27.27	-6.67
		SKR	675.00	640.00	960.00	5.47	-29.69
		MPK	700.00	640.00	800.00	9.38	-12.50
		QTA	800.00	800.00	880.00	0.00	-9.09
0151002. POTATOES RED AVG. QLTY.	40 KG.	LAH	1025.00	690.00	1265.00	48.55	-18.97
		FAS	1100.00	1100.00	1320.00	0.00	-16.67
		RAW	1125.00	1125.00	1475.00	0.00	-23.73
		MUL	1425.00	1425.00	1550.00	0.00	-8.06
		GUJ	1600.00	1600.00	1500.00	0.00	6.67
		SAH	1375.00	1000.00	1840.00	37.50	-25.27
		SAR	1080.00	1180.00	890.00	-8.47	21.35
		SKT	2000.00	1600.00	2000.00	25.00	0.00
		BPR	760.00	680.00	1160.00	11.76	-34.48
		PSH	980.00	960.00	1220.00	2.08	-19.67
		MNG	800.00	800.00	1055.00	0.00	-24.17
012. Stimulant & Spice Crops							
0165201. RED CHILLIES DRY(WHOLE)	40 KG.	LAH	12000.00	12000.00	6900.00	0.00	73.91
		FAS	11100.00	10500.00	6650.00	5.71	66.92
		RAW	12750.00	12750.00	7450.00	0.00	71.14
		MUL	8900.00	8750.00	6450.00	1.71	37.98
		KAR	10500.00	10500.00	7600.00	0.00	38.16
		HYD	11750.00	13500.00	7500.00	-12.96	56.67
		MPK	11200.00	11500.00	6900.00	-2.61	62.32
		PSH	12000.00	12800.00	7200.00	-6.25	66.67
		QTA	12000.00	12000.00	12000.00	0.00	0.00
0165401. CUMINSEED WHITE 50 G.PKT.NAT.	EACH	LAH	65.00	65.00	65.00	0.00	0.00
		FAS	48.70	48.70	48.70	0.00	0.00
		RAW	64.00	64.00	64.00	0.00	0.00
		MUL	47.50	47.50	47.50	0.00	0.00
		KAR	68.00	68.00	68.00	0.00	0.00
		HYD	70.00	70.00	70.00	0.00	0.00
		MPK	40.45	40.45	40.45	0.00	0.00
		PSH	65.00	65.00	51.00	0.00	27.45

Contd.

7.10 Intercity Wholesale Prices of Selected Commodities

Group/Commodity/Item Specification	Unit	City	Prices (Rs.)			% Change in Nov., 2018 Over	
			Nov., 2018	Oct., 2018	Nov., 2017	Oct., 2018	Nov., 2017
0165402. CARDAMOM LARGE	40 KG.	MNG	50.00	50.00	50.00	0.00	0.00
		QTA	66.00	66.00	50.00	0.00	32.00
		LAH	56000.00	56000.00	59000.00	0.00	-5.08
		RAW	54250.00	54250.00	53500.00	0.00	1.40
		MUL	55000.00	55000.00	48000.00	0.00	14.58
		KAR	60200.00	60200.00	82000.00	0.00	-26.59
		HYD	38000.00	38000.00	55000.00	0.00	-30.91
		MPK	54000.00	54000.00	60000.00	0.00	-10.00
0165403. CARDAMOM SMALL	KG.	PSH	51000.00	54000.00	62000.00	-5.56	-17.74
		QTA	112000.00	112000.00	112000.00	0.00	0.00
		LAH	2300.00	2300.00	1700.00	0.00	35.29
		RAW	1875.00	1875.00	1725.00	0.00	8.70
		MUL	1925.00	1800.00	1550.00	6.94	24.19
		KAR	2050.00	2050.00	1550.00	0.00	32.26
		HYD	2200.00	2050.00	1400.00	7.32	57.14
		MPK	2100.00	2100.00	1500.00	0.00	40.00
0165501. CINNAMON	40 KG.	PSH	2400.00	2200.00	2000.00	9.09	20.00
		QTA	3250.00	3250.00	3250.00	0.00	0.00
		RAW	9900.00	9650.00	9350.00	2.59	5.88
		MUL	11100.00	11100.00	8300.00	0.00	33.73
0165701. GINGER GREEN	40 KG.	KAR	11300.00	11300.00	10200.00	0.00	10.78
		PSH	13200.00	13200.00	10000.00	0.00	32.00
		QTA	9600.00	9600.00	9600.00	0.00	0.00
		LAH	6300.00	6300.00	6450.00	0.00	-2.33
		FAS	5250.00	6250.00	4100.00	-16.00	28.05
		RAW	7550.00	7450.00	6750.00	1.34	11.85
		SAR	6750.00	6750.00	4625.00	0.00	45.95
		SKT	6000.00	6000.00	6000.00	0.00	0.00
		KAR	5800.00	5800.00	4200.00	0.00	38.10
		HYD	6400.00	6400.00	4500.00	0.00	42.22
		SKR	6400.00	7000.00	4800.00	-8.57	33.33
		PSH	5600.00	4800.00	4200.00	16.67	33.33
013. Pulses	40 KG.	MNG	7600.00	7600.00	7575.00	0.00	0.33
		QTA	7200.00	6800.00	7600.00	5.88	-5.26
0170101. KIDNEY BEANS DRY WHOLE (LOBIA)	40 KG.	LAH	5050.00	5050.00	4650.00	0.00	8.60
		RAW	4800.00	4800.00	4650.00	0.00	3.23
		MUL	3900.00	3900.00	3900.00	0.00	0.00
		KSR	5250.00	5250.00	4300.00	0.00	22.09
		KAR	5100.00	4900.00	4400.00	4.08	15.91
		HYD	3400.00	3400.00	3640.00	0.00	-6.59
		PSH	5200.00	4326.00	4400.00	20.20	18.18
		BNU	4200.00	4200.00	3900.00	0.00	7.69
		QTA	5500.00	5500.00	5500.00	0.00	0.00
		0170401. MASOOR WHOLE AVG. QLTY.	100 KG.	LAH	7100.00	7000.00	7750.00
FAS	6812.50			6062.50	5812.50	12.37	17.20
RAW	8900.00			8900.00	9250.00	0.00	-3.78
MUL	6050.00			5925.00	5450.00	2.11	11.01
SAR	7050.00			6550.00	6500.00	7.63	8.46
SKT	13000.00			13000.00	12000.00	0.00	8.33
BPR	6550.00			6250.00	6650.00	4.80	-1.50
GJT	9500.00			9500.00	10000.00	0.00	-5.00
KSR	7500.00			7500.00	7900.00	0.00	-5.06
KAR	6500.00			6100.00	6750.00	6.56	-3.70
HYD	6500.00			5800.00	5600.00	12.07	16.07
SKR	7200.00			7200.00	8000.00	0.00	-10.00
LRK	9000.00			9000.00	9000.00	0.00	0.00
MPK	6500.00			6300.00	6500.00	3.17	0.00

Contd.

7.10 Intercity Wholesale Prices of Selected Commodities

Group/Commodity/Item Specification	Unit	City	Prices (Rs.)			% Change in Nov., 2018 Over			
			Nov., 2018	Oct., 2018	Nov., 2017	Oct., 2018	Nov., 2017		
0170402. MASOOR SPLIT AVG. QLTY.	100 KG.	PSH	7000.00	7000.00	7000.00	0.00	0.00		
		QTA	11700.00	11700.00	13200.00	0.00	-11.36		
		LAH	9450.00	9450.00	9250.00	0.00	2.16		
		FAS	8125.00	6875.00	6375.00	18.18	27.45		
		RAW	9550.00	9550.00	9900.00	0.00	-3.54		
		MUL	7050.00	6150.00	6100.00	14.63	15.57		
		SAR	8050.00	7525.00	8500.00	6.98	-5.29		
		SKT	12000.00	13000.00	13500.00	-7.69	-11.11		
		BPR	7600.00	6750.00	7400.00	12.59	2.70		
		GJT	11000.00	11000.00	12000.00	0.00	-8.33		
		KAR	7100.00	6700.00	8000.00	5.97	-11.25		
		HYD	6800.00	6000.00	6100.00	13.33	11.48		
		SKR	7200.00	7200.00	7000.00	0.00	2.86		
		LRK	7500.00	7500.00	8900.00	0.00	-15.73		
0170901. GRAM WHOLE YELLOW AVG. QLTY.	100 KG.	MPK	7200.00	7000.00	7400.00	2.86	-2.70		
		PSH	7300.00	6700.00	7000.00	8.96	4.29		
		QTA	11200.00	11200.00	12600.00	0.00	-11.11		
		LAH	13750.00	13750.00	13750.00	0.00	0.00		
		FAS	9250.00	9187.50	12875.00	0.68	-28.16		
		RAW	12350.00	13100.00	20100.00	-5.73	-38.56		
		MUL	11250.00	11250.00	18125.00	0.00	-37.93		
		SAR	9550.00	9050.00	13000.00	5.52	-26.54		
		BPR	14250.00	14250.00	19250.00	0.00	-25.97		
		GJT	13250.00	13250.00	15250.00	0.00	-13.11		
		KAR	13750.00	14500.00	14750.00	-5.17	-6.78		
		HYD	11750.00	11750.00	16000.00	0.00	-26.56		
		SKR	14800.00	14800.00	16000.00	0.00	-7.50		
		MPK	16000.00	16000.00	24000.00	0.00	-33.33		
0170902. GRAM SPLIT AVG. QLTY.	100 KG.	PSH	11000.00	11000.00	19500.00	0.00	-43.59		
		BNU	10500.00	10500.00	11500.00	0.00	-8.70		
		QTA	18200.00	18500.00	19600.00	-1.62	-7.14		
		LAH	9100.00	9100.00	9100.00	0.00	0.00		
		FAS	9500.00	9437.50	8850.00	0.66	7.34		
		RAW	9750.00	9950.00	11300.00	-2.01	-13.72		
		MUL	9062.50	8875.00	9750.00	2.11	-7.05		
		GUJ	10000.00	10000.00	10000.00	0.00	0.00		
		SAR	9875.00	9387.50	8750.00	5.19	12.86		
		SKT	11000.00	11000.00	10500.00	0.00	4.76		
		BPR	10200.00	9600.00	10250.00	6.25	-0.49		
		GJT	8625.00	8625.00	9200.00	0.00	-6.25		
		KAR	9100.00	8750.00	9250.00	4.00	-1.62		
		HYD	9900.00	9600.00	9300.00	3.13	6.45		
0170903. MASH WHOLE AVG. QLTY.	100 KG.	SKR	9000.00	9000.00	9800.00	0.00	-8.16		
		MPK	10000.00	10500.00	9500.00	-4.76	5.26		
		PSH	11000.00	10600.00	10000.00	3.77	10.00		
		BNU	10000.00	9850.00	10500.00	1.52	-4.76		
		QTA	13600.00	13200.00	13600.00	3.03	0.00		
		LAH	9750.00	9350.00	13250.00	4.28	-26.42		
		FAS	9750.00	8500.00	7750.00	14.71	25.81		
		RAW	10250.00	9750.00	12900.00	5.13	-20.54		
		MUL	10250.00	8875.00	9750.00	15.49	5.13		
		SKT	11000.00	10000.00	9500.00	10.00	15.79		
		KSR	9550.00	9000.00	11500.00	6.11	-16.96		
		KAR	8350.00	8100.00	11750.00	3.09	-28.94		
		0170904. MASH SPLIT AVG. QLTY.	100 KG.	LAH	11250.00	11250.00	15250.00	0.00	-26.23
				FAS	11875.00	5300.00	10625.00	124.06	11.76
RAW	11150.00			10750.00	14100.00	3.72	-20.92		
MUL	11250.00			9750.00	10500.00	15.38	7.14		
SKT	12000.00			12000.00	12500.00	0.00	-4.00		

Contd.

7.10 Intercity Wholesale Prices of Selected Commodities

Group/Commodity/Item Specification	Unit	City	Prices (Rs.)			% Change in Nov., 2018 Over	
			Nov., 2018	Oct., 2018	Nov., 2017	Oct., 2018	Nov., 2017
		KSR	10500.00	10500.00	13000.00	0.00	-19.23
		KAR	9350.00	8350.00	11500.00	11.98	-18.70
		HYD	8700.00	7200.00	11550.00	20.83	-24.68
		SKR	10000.00	10000.00	10000.00	0.00	0.00
		MPK	12400.00	8000.00	9000.00	55.00	37.78
		PSH	11000.00	11000.00	12500.00	0.00	-12.00
		MNG	12200.00	8000.00	13000.00	52.50	-6.15
		QTA	16600.00	17600.00	19600.00	-5.68	-15.31
0170905. MOONG WHOLE AVG. QLTY.	100 KG.	LAH	9000.00	8900.00	8250.00	1.12	9.09
		FAS	9250.00	8500.00	6125.00	8.82	51.02
		RAW	9750.00	9500.00	9600.00	2.63	1.56
		MUL	7350.00	7100.00	5750.00	3.52	27.83
		SKT	8000.00	7500.00	7500.00	6.67	6.67
		GJT	7800.00	7800.00	8500.00	0.00	-8.24
		KSR	8250.00	7900.00	7600.00	4.43	8.55
		KAR	8250.00	7800.00	9550.00	5.77	-13.61
		SKR	9500.00	9500.00	9000.00	0.00	5.56
		PSH	9000.00	11200.00	8000.00	-19.64	12.50
		MNG	8500.00	8160.00	8000.00	4.17	6.25
		QTA	14600.00	14000.00	14400.00	4.29	1.39
0170906. MOONG SPLIT AVG. QLTY.	100 KG.	LAH	9550.00	9550.00	8900.00	0.00	7.30
		FAS	9125.00	8375.00	6000.00	8.96	52.08
		RAW	9900.00	9825.00	10175.00	0.76	-2.70
		MUL	8750.00	7900.00	6650.00	10.76	31.58
		SKT	8500.00	10000.00	9500.00	-15.00	-10.53
		GJT	8200.00	8200.00	9000.00	0.00	-8.89
		KAR	8700.00	8100.00	8700.00	7.41	0.00
		HYD	8200.00	7600.00	8300.00	7.89	-1.20
		SKR	10000.00	10000.00	10000.00	0.00	0.00
		MPK	9800.00	9000.00	8500.00	8.89	15.29
		PSH	9400.00	9400.00	6800.00	0.00	38.24
		MNG	9400.00	8160.00	10000.00	15.20	-6.00
		QTA	14200.00	13600.00	14000.00	4.41	1.43
014. Sugar Crops							
0180206. SUGAR CANE (OPEN MARKET)	40 KG.	FAS	150.00	150.00	172.50	0.00	-13.04
		HYD	182.00	182.00	182.00	0.00	0.00
		PSH	180.00	180.00	180.00	0.00	0.00
015. Fibre Crops							
0192101. COTTON SPOT RATE EX-KAR.	40 KG.	KAR	9655.50	9012.50	7027.25	7.13	37.40
0192201. JUTE BAGS LOCAL	100	LAH	12500.00	12500.00	10500.00	0.00	19.05
		FAS	12000.00	12000.00	12000.00	0.00	0.00
		KAR	11750.00	11750.00	11750.00	0.00	0.00
		PSH	11000.00	11000.00	11000.00	0.00	0.00
016. Unmanufactured Tobacco							
0197001. TOBACCO SIND KARO	40 KG.	SAR	7200.00	7000.00	6500.00	2.86	10.77
		SKR	4000.00	4000.00	4000.00	0.00	0.00
		LRK	4000.00	4000.00	3400.00	0.00	17.65
0197002. TOBACCO DESI(MITHA)	40 KG.	LAH	9750.00	9750.00	8050.00	0.00	21.12
		SAR	8800.00	8600.00	8200.00	2.33	7.32
		HYD	6000.00	5000.00	5600.00	20.00	7.14
		QTA	3000.00	3000.00	3000.00	0.00	0.00
0197003. TOBACCO SUFAID PATHA	40 KG.	MUL	6900.00	6900.00	6900.00	0.00	0.00
		SAR	6800.00	6750.00	6500.00	0.74	4.62
		KAR	5100.00	5100.00	4900.00	0.00	4.08
		HYD	5800.00	4900.00	4600.00	18.37	26.09
		QTA	5600.00	5600.00	5600.00	0.00	0.00
0197004. TOBACCO HUKKA TWISTED	40 KG.	LAH	8000.00	8000.00	7100.00	0.00	12.68
		RAW	3250.00	3250.00	3250.00	0.00	0.00
		MUL	4400.00	4400.00	4400.00	0.00	0.00

Contd.

7.10 Intercity Wholesale Prices of Selected Commodities

Group/Commodity/Item Specification	Unit	City	Prices (Rs.)			% Change in Nov., 2018 Over	
			Nov., 2018	Oct., 2018	Nov., 2017	Oct., 2018	Nov., 2017
		KSR	8000.00	8000.00	7300.00	0.00	9.59
		HYD	5300.00	4300.00	4500.00	23.26	17.78
		SKR	9600.00	9600.00	9500.00	0.00	1.05
		QTA	3200.00	3200.00	3200.00	0.00	0.00
0197005. TOBACCO HUKKA PREPARED	40 KG.	LAH	6400.00	6400.00	5650.00	0.00	13.27
		RAW	2050.00	2050.00	2050.00	0.00	0.00
		MUL	1500.00	1500.00	1500.00	0.00	0.00
		KSR	6100.00	6100.00	5350.00	0.00	14.02
		LRK	2600.00	2600.00	2500.00	0.00	4.00
		QTA	1800.00	1800.00	1800.00	0.00	0.00
017. Poultry							
0215101. CHICKEN FARM(LIVE)	1 KG.	LAH	171.00	148.00	101.00	15.54	69.31
		FAS	175.00	144.00	114.00	21.53	53.51
		RAW	171.00	133.00	99.00	28.57	72.73
		MUL	181.50	146.50	120.00	23.89	51.25
		GUJ	171.00	142.00	100.00	20.42	71.00
		SKT	155.00	150.00	102.00	3.33	51.96
		BPR	176.00	147.00	115.00	19.73	53.04
		KAR	205.00	174.00	140.00	17.82	46.43
		HYD	195.00	172.50	120.00	13.04	62.50
		SKR	175.00	170.00	115.00	2.94	52.17
		MPK	178.00	158.00	100.00	12.66	78.00
		PSH	168.00	154.00	128.00	9.09	31.25
		MNG	194.00	112.00	143.00	73.21	35.66
		QTA	190.00	160.00	140.00	18.75	35.71
018. Raw Milk from Bovine Animals							
0221101. FRESH MILK	40 LTR.	LAH	2627.50	2627.50	2627.50	0.00	0.00
		FAS	3300.00	3300.00	2800.00	0.00	17.86
		RAW	3425.00	3425.00	3387.50	0.00	1.11
		MUL	2650.00	2650.00	2650.00	0.00	0.00
		SAH	2400.00	2400.00	2400.00	0.00	0.00
		SKT	3000.00	3000.00	3000.00	0.00	0.00
		KSR	2225.00	2225.00	2225.00	0.00	0.00
		KAR	3560.00	3560.00	3200.00	0.00	11.25
		HYD	3360.00	3360.00	2960.00	0.00	13.51
		SKR	3000.00	3000.00	3000.00	0.00	0.00
		MPK	2800.00	2800.00	2600.00	0.00	7.69
		PSH	2600.00	2600.00	2400.00	0.00	8.33
		BNU	2800.00	2800.00	2800.00	0.00	0.00
		QTA	3600.00	3600.00	3400.00	0.00	5.88
019. Eggs							
0231001. EGGS FARM CRATE OF 30 DOZ.	EACH	LAH	3480.00	3000.00	3900.00	16.00	-10.77
		FAS	3480.00	2550.00	3960.00	36.47	-12.12
		RAW	3465.00	3290.00	3885.00	5.32	-10.81
		MUL	3450.00	3050.00	3900.00	13.11	-11.54
		GUJ	3425.00	3250.00	4000.00	5.38	-14.38
		SKT	3300.00	3300.00	3900.00	0.00	-15.38
		BPR	3480.00	3480.00	3960.00	0.00	-12.12
		KAR	3075.00	2925.00	4065.00	5.13	-24.35
		HYD	3780.00	3100.00	3350.00	21.94	12.84
		SKR	3000.00	3150.00	3840.00	-4.76	-21.88
		MPK	3400.00	3050.00	3950.00	11.48	-13.92
		PSH	3450.00	3450.00	3960.00	0.00	-12.88
		MNG	3000.00	2600.00	3900.00	15.38	-23.08
		QTA	3900.00	3600.00	3600.00	8.33	8.33
020. Raw Animal Materials / Wool							
0294201. WOOL PAK. SUPERIOR WHITE	40 KG.	LAH	1575.00	1575.00	1575.00	0.00	0.00
		MUL	2100.00	1875.00	1450.00	12.00	44.83

Contd.

7.10 Intercity Wholesale Prices of Selected Commodities

Group/Commodity/Item Specification	Unit	City	Prices (Rs.)			% Change in Nov., 2018 Over			
			Nov., 2018	Oct., 2018	Nov., 2017	Oct., 2018	Nov., 2017		
0294202. WOOL PAK. SUPERIOR YELLOW	40 KG.	KAR	7200.00	7200.00	7200.00	0.00	0.00		
		BNU	2500.00	2500.00	2500.00	0.00	0.00		
		LAH	1375.00	1375.00	1375.00	0.00	0.00		
		MUL	750.00	550.00	450.00	36.36	66.67		
		KAR	4300.00	4300.00	4300.00	0.00	0.00		
0294203. WOOL PAK MEDIUM WHITE	40 KG.	BNU	2250.00	2250.00	2250.00	0.00	0.00		
		LAH	1300.00	1300.00	1300.00	0.00	0.00		
		MUL	1750.00	1525.00	950.00	14.75	84.21		
		KAR	3600.00	3600.00	3600.00	0.00	0.00		
0294204. WOOL PAK.MEDIUM YELLOW	40 KG.	BNU	2100.00	2100.00	2100.00	0.00	0.00		
		LAH	1175.00	1175.00	1175.00	0.00	0.00		
		MUL	675.00	450.00	450.00	50.00	50.00		
0294205. WOOL COLOURED LIGHT	40 KG.	KAR	3275.00	3275.00	3275.00	0.00	0.00		
		BNU	1900.00	1900.00	1850.00	0.00	2.70		
		LAH	925.00	925.00	925.00	0.00	0.00		
		MUL	650.00	650.00	550.00	0.00	18.18		
0294206. WOOL COLOURED DARK	40 KG.	KAR	2700.00	2700.00	2700.00	0.00	0.00		
		BNU	1600.00	1600.00	1600.00	0.00	0.00		
		LAH	825.00	825.00	825.00	0.00	0.00		
		MUL	275.00	175.00	225.00	57.14	22.22		
021. Hides & Fur Skins, Raw	EACH	KAR	2500.00	2500.00	2500.00	0.00	0.00		
		BNU	1500.00	1500.00	1500.00	0.00	0.00		
		BNU	1500.00	1500.00	1500.00	0.00	0.00		
0295101. HIDES WET SALTED COW MEDIUM	EACH	LAH	1325.00	1325.00	1275.00	0.00	3.92		
		RAW	1425.00	1425.00	1525.00	0.00	-6.56		
		MUL	1550.00	1550.00	1650.00	0.00	-6.06		
		SKT	800.00	800.00	1750.00	0.00	-54.29		
		KSR	1325.00	1325.00	1200.00	0.00	10.42		
		KAR	1500.00	1500.00	3200.00	0.00	-53.13		
		HYD	2500.00	2500.00	3200.00	0.00	-21.88		
		BNU	1000.00	1000.00	1000.00	0.00	0.00		
		QTA	2500.00	2500.00	2500.00	0.00	0.00		
		0295102. HIDES WET SALTED BUFFALO MEDIUM	EACH	LAH	1025.00	1025.00	975.00	0.00	5.13
				RAW	1475.00	1475.00	1525.00	0.00	-3.28
				MUL	1175.00	1175.00	1050.00	0.00	11.90
				SKT	1000.00	1000.00	2000.00	0.00	-50.00
KSR	1000.00			1000.00	900.00	0.00	11.11		
KAR	400.00			400.00	2000.00	0.00	-80.00		
HYD	1500.00			1500.00	2000.00	0.00	-25.00		
0295103. HIDES WET SALTED CALF MEDIUM	EACH	BNU	1200.00	1200.00	1200.00	0.00	0.00		
		QTA	2400.00	2400.00	2400.00	0.00	0.00		
		LAH	400.00	400.00	525.00	0.00	-23.81		
		RAW	1150.00	1150.00	1250.00	0.00	-8.00		
		MUL	850.00	850.00	650.00	0.00	30.77		
		SKT	500.00	500.00	500.00	0.00	0.00		
		KSR	425.00	425.00	380.00	0.00	11.84		
0295301. SHEEP SKIN MEDIUM	100	KAR	3000.00	3000.00	3000.00	0.00	0.00		
		HYD	3000.00	3000.00	3000.00	0.00	0.00		
		BNU	500.00	500.00	500.00	0.00	0.00		
		QTA	1800.00	1800.00	1800.00	0.00	0.00		
		RAW	20250.00	20250.00	22500.00	0.00	-10.00		
		MUL	7500.00	7500.00	5500.00	0.00	36.36		
		KSR	9750.00	9750.00	9750.00	0.00	0.00		
		KAR	6000.00	4750.00	31000.00	26.32	-80.65		
		HYD	20000.00	20000.00	25000.00	0.00	-20.00		
		PSH	5000.00	5000.00	7000.00	0.00	-28.57		
0295302. SHEEP SKIN LARGE	100	QTA	30000.00	30000.00	30000.00	0.00	0.00		
		LAH	16000.00	16000.00	16000.00	0.00	0.00		
		RAW	24250.00	24250.00	25500.00	0.00	-4.90		

Contd.

7.10 Intercity Wholesale Prices of Selected Commodities

Group/Commodity/Item Specification	Unit	City	Prices (Rs.)			% Change in Nov., 2018 Over	
			Nov., 2018	Oct., 2018	Nov., 2017	Oct., 2018	Nov., 2017
		MUL	13250.00	13250.00	9500.00	0.00	39.47
		KSR	15000.00	15000.00	13250.00	0.00	13.21
		KAR	9750.00	8000.00	46500.00	21.88	-79.03
		HYD	35000.00	35000.00	15000.00	0.00	133.33
		PSH	7000.00	7000.00	10000.00	0.00	-30.00
		QTA	35000.00	35000.00	35000.00	0.00	0.00
0295401. GOAT SKIN LARGE	100	LAH	20500.00	20500.00	18000.00	0.00	13.89
		RAW	23500.00	23500.00	24500.00	0.00	-4.08
		KSR	19000.00	19000.00	14500.00	0.00	31.03
		KAR	21500.00	21000.00	32500.00	2.38	-33.85
		HYD	20000.00	20000.00	22000.00	0.00	-9.09
		PSH	12000.00	12000.00	14000.00	0.00	-14.29
		QTA	40000.00	40000.00	40000.00	0.00	0.00
0295402. GOAT SKIN EXTRA LARGE	100	LAH	23500.00	23500.00	20500.00	0.00	14.63
		RAW	24250.00	24250.00	26500.00	0.00	-8.49
		MUL	31000.00	31000.00	27750.00	0.00	11.71
		KSR	20000.00	20000.00	16000.00	0.00	25.00
		KAR	26750.00	26250.00	35000.00	1.90	-23.57
		HYD	30000.00	30000.00	28000.00	0.00	7.14
		PSH	12000.00	12000.00	20000.00	0.00	-40.00
		QTA	45000.00	45000.00	45000.00	0.00	0.00
0295403. GOAT SKIN MEDIUM	100	LAH	15500.00	15500.00	13500.00	0.00	14.81
		RAW	22500.00	22500.00	23500.00	0.00	-4.26
		MUL	16500.00	16500.00	12500.00	0.00	32.00
		SKT	15000.00	15000.00	19000.00	0.00	-21.05
		KSR	15500.00	15500.00	11600.00	0.00	33.62
		KAR	12500.00	12000.00	20500.00	4.17	-39.02
		PSH	6000.00	6000.00	10000.00	0.00	-40.00
		QTA	25000.00	25000.00	25000.00	0.00	0.00
0295404. GOAT SKIN SMALL	100	LAH	7500.00	7500.00	9500.00	0.00	-21.05
		RAW	20500.00	20500.00	22500.00	0.00	-8.89
		SKT	12500.00	12500.00	15000.00	0.00	-16.67
		KSR	11250.00	11250.00	8250.00	0.00	36.36
		KAR	7500.00	7000.00	15500.00	7.14	-51.61
		PSH	4000.00	4000.00	8000.00	0.00	-50.00
		QTA	15000.00	15000.00	15000.00	0.00	0.00
022. Fuel Wood in Logs							
0313001. FIRE WOOD MIXED DRY	40 KG.	LAH	705.00	655.00	655.00	7.63	7.63
		FAS	380.00	380.00	380.00	0.00	0.00
		RAW	665.00	650.00	650.00	2.31	2.31
		MUL	530.00	530.00	510.00	0.00	3.92
		GJT	550.00	550.00	550.00	0.00	0.00
		KAR	675.00	625.00	600.00	8.00	12.50
		HYD	550.00	550.00	550.00	0.00	0.00
		SKR	375.00	375.00	375.00	0.00	0.00
		LRK	450.00	450.00	450.00	0.00	0.00
		PSH	675.00	675.00	675.00	0.00	0.00
		MNG	560.00	560.00	560.00	0.00	0.00
		QTA	515.00	515.00	515.00	0.00	0.00
023. Fish Live Fresh or Chilled							
0411901. FISH RAHU RIVER	40 KG.	LAH	9450.00	9250.00	10000.00	2.16	-5.50
		RAW	5900.00	5750.00	5750.00	2.61	2.61
		MUL	9100.00	9100.00	9600.00	0.00	-5.21
		HYD	10000.00	10000.00	8800.00	0.00	13.64
		SKR	9600.00	9600.00	8000.00	0.00	20.00
		PSH	8600.00	8200.00	8050.00	4.88	6.83
0411902. FISH RAHU SEA	40 KG.	KAR	9700.00	9700.00	9000.00	0.00	7.78
0411903. FISH SURMAI (SEA)	40 KG.	KAR	13900.00	13900.00	14400.00	0.00	-3.47

Contd.

7.10 Intercity Wholesale Prices of Selected Commodities

Group/Commodity/Item Specification	Unit	City	Prices (Rs.)			% Change in Nov., 2018 Over	
			Nov., 2018	Oct., 2018	Nov., 2017	Oct., 2018	Nov., 2017
			2. Ores/Minerals, Elec., Gas & Water				
024. Coal not Agglomerated							
1101001. COAL	MT.	LAH	9900.00	9900.00	9900.00	0.00	0.00
025. Natural Gas Liquified							
1202001. SUI GAS GENERAL INDUSRIAL USE	MMBTU	KAR	912.60	912.60	600.00	0.00	52.10
1202002. LPG	KG.	LAH	114.00	124.00	97.50	-8.06	16.92
		RAW	112.50	121.00	107.50	-7.02	4.65
		KAR	120.00	130.00	110.00	-7.69	9.09
		PSH	140.00	150.00	120.00	-6.67	16.67
		QTA	135.00	135.00	120.00	0.00	12.50
1202003. CNG	KG.	KAR	104.00	104.00	74.99	0.00	38.69
026. Salt & Pure Sodium Chloride							
1620001. SALT CRUSHED LAHORI	40 KG.	LAH	400.00	400.00	310.00	0.00	29.03
		RAW	395.00	395.00	395.00	0.00	0.00
		MUL	330.00	330.00	280.00	0.00	17.86
		GJT	240.00	240.00	240.00	0.00	0.00
		KAR	360.00	360.00	360.00	0.00	0.00
		SKR	275.00	275.00	275.00	0.00	0.00
		PSH	250.00	200.00	150.00	25.00	66.67
1620002. SEA SALT	40 KG.	LAH	380.00	380.00	300.00	0.00	26.67
		FAS	190.00	190.00	170.00	0.00	11.76
		KAR	122.50	122.50	122.50	0.00	0.00
		HYD	150.00	150.00	150.00	0.00	0.00
		NWB	322.50	322.50	322.50	0.00	0.00
027. Electrical Energy							
1710011. ELECTRICITY TARRIF B1	KWH.	KAR	15.34	15.34	15.34	0.00	0.00
1710012. ELECTRICITY TARRIF B2	KWH.	KAR	15.15	15.15	15.15	0.00	0.00
1710013. ELECTRICITY TARRIF B3	KWH.	KAR	15.52	15.52	15.52	0.00	0.00
1710014. ELECTRICITY TARRIF B4	KWH.	KAR	15.46	15.46	15.46	0.00	0.00
1710021. ELECTRICITY TARIFF-D1	KWH.	KAR	10.09	10.09	10.09	0.00	0.00
1710022. ELECTRICITY TARIFF-D2	KWH.	KAR	11.70	11.70	11.70	0.00	0.00
3. Food,Beverages,Tobacco,Textiles,Leather							
3a) Food Products, Beverages & Tobacco							
028. Meat of Animals							
2111101. BEEF	40 KG.	LAH	12200.00	12200.00	12200.00	0.00	0.00
		FAS	13000.00	13000.00	10200.00	0.00	27.45
		RAW	14350.00	13775.00	11250.00	4.17	27.56
		MUL	13700.00	13700.00	12100.00	0.00	13.22
		SAR	15350.00	15350.00	13200.00	0.00	16.29
		GJT	14000.00	13200.00	11200.00	6.06	25.00
		KAR	15000.00	15000.00	11400.00	0.00	31.58
		HYD	12400.00	12400.00	10550.00	0.00	17.54
		PSH	12000.00	12000.00	11200.00	0.00	7.14
		MNG	13200.00	13200.00	12500.00	0.00	5.60
		QTA	15600.00	15600.00	15600.00	0.00	0.00
2111601. MUTTON	40 KG.	LAH	29600.00	29600.00	29000.00	0.00	2.07
		FAS	30000.00	30000.00	26000.00	0.00	15.38
		RAW	35000.00	35000.00	32750.00	0.00	6.87
		MUL	26400.00	26400.00	24600.00	0.00	7.32
		KAR	30000.00	30000.00	24400.00	0.00	22.95
		HYD	27000.00	26250.00	24000.00	2.86	12.50
		PSH	30000.00	30000.00	27200.00	0.00	10.29
		MNG	26000.00	26000.00	24000.00	0.00	8.33
		QTA	29500.00	29500.00	27600.00	0.00	6.88
029. Vegetables & Fruit Juice							
2133101. TOMATO KETCHUP 300 GM.	DOZ.	LAH	900.00	900.00	900.00	0.00	0.00
		FAS	892.20	892.20	892.20	0.00	0.00
		RAW	1210.00	1210.00	1135.00	0.00	6.61
		MUL	1037.40	1037.40	1037.40	0.00	0.00

Contd.

7.10 Intercity Wholesale Prices of Selected Commodities

Group/Commodity/Item Specification	Unit	City	Prices (Rs.)			% Change in Nov., 2018 Over	
			Nov., 2018	Oct., 2018	Nov., 2017	Oct., 2018	Nov., 2017
		GJT	920.00	920.00	920.00	0.00	0.00
		KAR	1080.00	1080.00	1080.00	0.00	0.00
		HYD	1080.00	1080.00	1080.00	0.00	0.00
		SKR	1013.04	1013.04	855.36	0.00	18.43
		MPK	1014.00	1014.00	1014.00	0.00	0.00
		PSH	1200.00	1200.00	1300.00	0.00	-7.69
		MNG	900.00	900.00	900.00	0.00	0.00
		QTA	1140.00	1140.00	960.00	0.00	18.75
2133901. CHILLES & LIME PKL.IN OIL 340 G.	DOZ.	LAH	1250.00	1250.00	1250.00	0.00	0.00
		RAW	1255.00	1255.00	1152.50	0.00	8.89
		KAR	1380.00	1380.00	1380.00	0.00	0.00
		MPK	992.76	992.76	992.76	0.00	0.00
		PSH	1250.00	1250.00	1260.00	0.00	-0.79
		QTA	938.00	938.00	938.00	0.00	0.00
030. Dried Fruits & Nuts							
2141101. KISHMISH(RAISIN) AVG. QLTY.	40 KG.	LAH	14000.00	14000.00	9900.00	0.00	41.41
		RAW	8650.00	8650.00	8100.00	0.00	6.79
		MUL	13100.00	13100.00	8850.00	0.00	48.02
		KAR	12000.00	11600.00	11000.00	3.45	9.09
		HYD	10500.00	10500.00	10200.00	0.00	2.94
		MPK	11000.00	11000.00	9500.00	0.00	15.79
		PSH	8000.00	6400.00	6200.00	25.00	29.03
		BNU	12000.00	12000.00	8900.00	0.00	34.83
		QTA	8000.00	8000.00	8000.00	0.00	0.00
2141301. GROUND NUT WITH SHELL AVG. QLTY.	40 KG.	LAH	8450.00	8450.00	7900.00	0.00	6.96
		RAW	6250.00	6250.00	5250.00	0.00	19.05
		MUL	5100.00	5500.00	6300.00	-7.27	-19.05
		KAR	10300.00	10200.00	8900.00	0.98	15.73
		HYD	5800.00	5800.00	7000.00	0.00	-17.14
		MPK	5200.00	4600.00	4600.00	13.04	13.04
		PSH	6400.00	6200.00	6800.00	3.23	-5.88
		QTA	8000.00	8000.00	8500.00	0.00	-5.88
031. Fruit Juices							
2142901. ROOHAFZA(SHARBAT)	DOZ.	LAH	2100.00	2100.00	1836.00	0.00	14.38
		FAS	2050.00	2050.00	1870.00	0.00	9.63
		RAW	2010.00	2010.00	1832.50	0.00	9.69
		MUL	1980.00	1980.00	1840.00	0.00	7.61
		GUJ	2100.00	2100.00	1880.00	0.00	11.70
		BPR	2155.00	2155.00	1880.00	0.00	14.63
		GJT	2050.00	2050.00	1880.00	0.00	9.04
		KAR	2060.00	2060.00	1850.00	0.00	11.35
		HYD	2100.00	2100.00	1880.00	0.00	11.70
		SKR	2100.00	2100.00	1720.00	0.00	22.09
		LRK	2050.00	2050.00	1870.00	0.00	9.63
		PSH	2040.00	2040.00	1820.00	0.00	12.09
		BNU	2100.00	2100.00	1900.00	0.00	10.53
		MNG	2050.00	2050.00	1850.00	0.00	10.81
		QTA	2220.00	2220.00	2100.00	0.00	5.71
2142902. JAM-E-SHREEN	DOZ.	LAH	2100.00	2100.00	1840.00	0.00	14.13
		FAS	2000.00	2000.00	1860.00	0.00	7.53
		RAW	2125.00	2125.00	1910.00	0.00	11.26
		MUL	1970.00	1970.00	1820.00	0.00	8.24
		GUJ	2050.00	2050.00	1850.00	0.00	10.81
		BPR	2148.00	2148.00	1880.00	0.00	14.26
		KAR	2100.00	2100.00	1824.00	0.00	15.13
		HYD	2220.00	2220.00	1956.00	0.00	13.50
		SKR	2100.00	2100.00	1720.00	0.00	22.09
		PSH	2040.00	2020.00	1820.00	0.99	12.09

Contd.

7.10 Intercity Wholesale Prices of Selected Commodities

Group/Commodity/Item Specification	Unit	City	Prices (Rs.)			% Change in Nov., 2018 Over			
			Nov., 2018	Oct., 2018	Nov., 2017	Oct., 2018	Nov., 2017		
2142903. FRUIT JUICE TETRA PACK	DOZ.	BNU	2010.00	2010.00	1800.00	0.00	11.67		
		MNG	2020.00	2020.00	1880.00	0.00	7.45		
		LAH	190.00	190.00	190.00	0.00	0.00		
		FAS	162.50	162.50	162.50	0.00	0.00		
		RAW	157.50	157.50	157.50	0.00	0.00		
		MUL	156.00	156.00	135.00	0.00	15.56		
		KAR	168.00	168.00	168.00	0.00	0.00		
		HYD	170.00	170.00	170.00	0.00	0.00		
		SKR	180.00	180.00	180.00	0.00	0.00		
		PSH	133.00	133.00	133.00	0.00	0.00		
2142904. LEMON/ORANGE SQUASH MITCHELS(730ML)	DOZ.	QTA	110.00	110.00	110.00	0.00	0.00		
		LAH	1620.00	1620.00	1620.00	0.00	0.00		
		FAS	1630.00	1630.00	1630.00	0.00	0.00		
		RAW	1910.00	1910.00	1710.00	0.00	11.70		
		MUL	1788.00	1788.00	1788.00	0.00	0.00		
		KAR	1788.00	1788.00	1788.00	0.00	0.00		
		HYD	2040.00	2040.00	1775.00	0.00	14.93		
		PSH	2100.00	2100.00	1800.00	0.00	16.67		
		LAH	495.00	495.00	495.00	0.00	0.00		
		RAW	710.00	710.00	625.00	0.00	13.60		
2142905. MUREEY BREWERY (TOPS)	DOZ.	KSR	435.00	435.00	435.00	0.00	0.00		
		MPK	435.00	435.00	435.00	0.00	0.00		
2149201. APL/MNG/ORG/MIX. FRUIT JAM 450 G.	DOZ.	LAH	1515.00	1515.00	1515.00	0.00	0.00		
		RAW	1565.00	1565.00	1390.00	0.00	12.59		
		KAR	1305.00	1305.00	1305.00	0.00	0.00		
		MPK	1183.00	1183.00	1183.00	0.00	0.00		
		PSH	1440.00	1410.00	1410.00	2.13	2.13		
2149202. MANGO/MIXED PICKLE IN OIL 340 G.	DOZ.	QTA	1320.00	1320.00	1320.00	0.00	0.00		
		LAH	1120.00	1120.00	1120.00	0.00	0.00		
		RAW	1355.00	1355.00	1270.00	0.00	6.69		
		KAR	1380.00	1380.00	1380.00	0.00	0.00		
		MPK	992.76	992.76	992.76	0.00	0.00		
		PSH	1320.00	1320.00	1320.00	0.00	0.00		
		QTA	1200.00	1200.00	1200.00	0.00	0.00		
		LAH	890.00	870.00	840.00	2.30	5.95		
		FAS	955.00	955.00	830.00	0.00	15.06		
		RAW	935.00	885.00	855.00	5.65	9.36		
032. Vegetable Oils Refined	5 LTR.	MUL	932.16	932.16	903.85	0.00	3.13		
		KAR	742.50	742.50	742.50	0.00	0.00		
		HYD	977.77	977.77	880.00	0.00	11.11		
		SKR	859.50	859.50	840.00	0.00	2.32		
		MPK	980.00	980.00	940.00	0.00	4.26		
		PSH	915.00	910.00	860.00	0.55	6.40		
		BNU	940.00	940.00	970.00	0.00	-3.09		
		QTA	840.00	840.00	840.00	0.00	0.00		
		2154301. SUN FLOWER COOKING OIL	5 LTR.	LAH	900.00	880.00	840.00	2.27	7.14
				FAS	910.00	910.00	850.00	0.00	7.06
				RAW	935.00	885.00	855.00	5.65	9.36
				MUL	893.72	893.72	879.81	0.00	1.58
				GJT	855.00	855.00	855.00	0.00	0.00
				KAR	742.50	742.50	742.50	0.00	0.00
				HYD	911.11	911.11	860.00	0.00	5.94
SKR	950.00			950.00	840.00	0.00	13.10		
PSH	870.00			850.00	850.00	2.35	2.35		
MNG	930.00			930.00	840.00	0.00	10.71		
2154401. MUSTARD & RAPE SEED OIL.	40 KG.	QTA	900.00	900.00	900.00	0.00	0.00		
		LAH	6450.00	6450.00	5200.00	0.00	24.04		
		RAW	7100.00	6900.00	6900.00	2.90	2.90		
		MUL	5300.00	5500.00	5900.00	-3.64	-10.17		

Contd.

7.10 Intercity Wholesale Prices of Selected Commodities

Group/Commodity/Item Specification	Unit	City	Prices (Rs.)			% Change in Nov., 2018 Over	
			Nov., 2018	Oct., 2018	Nov., 2017	Oct., 2018	Nov., 2017
		KSR	6350.00	6350.00	5400.00	0.00	17.59
		KAR	6700.00	6700.00	6100.00	0.00	9.84
		HYD	5600.00	5640.00	5700.00	-0.71	-1.75
		MPK	5600.00	5600.00	5650.00	0.00	-0.88
		PSH	6750.00	6750.00	6750.00	0.00	0.00
		BNU	6800.00	6800.00	6200.00	0.00	9.68
		QTA	6000.00	6000.00	6000.00	0.00	0.00
2154801. COTTON SEED OIL	40 KG.	LAH	5800.00	5800.00	5800.00	0.00	0.00
		MUL	4150.00	4150.00	3825.00	0.00	8.50
		GUJ	5000.00	5000.00	5000.00	0.00	0.00
		SAR	4540.00	4324.00	4324.00	5.00	5.00
		KAR	5700.00	5700.00	5605.00	0.00	1.69
		HYD	4250.00	4250.00	4400.00	0.00	-3.41
		SKR	5720.00	5720.00	4800.00	0.00	19.17
		NWB	6000.00	6000.00	6000.00	0.00	0.00
		PSH	5100.00	5100.00	5100.00	0.00	0.00
2154901. RAFHAN CORN OIL	2.00 LT	LAH	750.00	730.00	650.00	2.74	15.38
		FAS	760.00	760.00	700.00	0.00	8.57
		RAW	875.00	845.00	725.00	3.55	20.69
		MUL	703.00	703.00	703.00	0.00	0.00
		KAR	695.00	695.00	695.00	0.00	0.00
		HYD	720.00	720.00	710.00	0.00	1.41
		MPK	705.00	705.00	705.00	0.00	0.00
		PSH	785.00	710.00	710.00	10.56	10.56
		MNG	735.00	735.00	720.00	0.00	2.08
		QTA	730.00	730.00	730.00	0.00	0.00
033. Vegetable Ghee							
2159001. VEGETABLE GHEE(16 KG TIN)	EACH	LAH	2350.00	2340.00	2250.00	0.43	4.44
		RAW	2490.00	2425.00	2325.00	2.68	7.10
		MUL	2490.00	2490.00	2355.00	0.00	5.73
		SKT	2070.00	2070.00	2070.00	0.00	0.00
		KAR	2380.00	2380.00	2440.00	0.00	-2.46
		SKR	1880.00	1880.00	1850.00	0.00	1.62
		MPK	2150.00	2150.00	2020.00	0.00	6.44
		PSH	2600.00	2585.00	2450.00	0.58	6.12
		MNG	2550.00	2550.00	2400.00	0.00	6.25
		QTA	2500.00	2500.00	2450.00	0.00	2.04
2159002. VEGETABLE GHEE(DALDA/TULO/HABIB/SHA	05 KG.	LAH	930.00	895.00	895.00	3.91	3.91
		FAS	930.00	910.00	860.00	2.20	8.14
		RAW	935.00	885.00	865.00	5.65	8.09
		MUL	898.55	898.55	865.00	0.00	3.88
		SAR	952.00	952.00	890.00	0.00	6.97
		GJT	920.00	920.00	898.00	0.00	2.45
		KAR	940.00	940.00	800.00	0.00	17.50
		HYD	950.00	950.00	900.00	0.00	5.56
		SKR	780.00	780.00	780.00	0.00	0.00
		PSH	940.00	920.00	880.00	2.17	6.82
		QTA	940.00	940.00	850.00	0.00	10.59
034. Oil Cakes							
2171001. COTTON SEED OIL CAKES	40 KG.	LAH	1800.00	1800.00	1800.00	0.00	0.00
		FAS	1650.00	1700.00	1500.00	-2.94	10.00
		MUL	1475.00	1425.00	1325.00	3.51	11.32
		SAR	2400.00	2400.00	2108.00	0.00	13.85
		BPR	1650.00	1850.00	1475.00	-10.81	11.86
		HYD	1600.00	1800.00	1600.00	-11.11	0.00
		SKR	1720.00	1720.00	1720.00	0.00	0.00
		MPK	1500.00	1480.00	1340.00	1.35	11.94
		PSH	1730.00	1730.00	1560.00	0.00	10.90
		QTA	1250.00	1250.00	1250.00	0.00	0.00

Contd.

7.10 Intercity Wholesale Prices of Selected Commodities

Group/Commodity/Item Specification	Unit	City	Prices (Rs.)			% Change in Nov., 2018 Over	
			Nov., 2018	Oct., 2018	Nov., 2017	Oct., 2018	Nov., 2017
2171002. MUSTARD & RAPSEED OIL CAKES	40 KG.	LAH	1400.00	1400.00	1400.00	0.00	0.00
		FAS	1425.00	1390.00	1325.00	2.52	7.55
		MUL	1275.00	1275.00	1275.00	0.00	0.00
		SAR	1475.00	1450.00	1287.50	1.72	14.56
		BPR	1525.00	1525.00	1325.00	0.00	15.09
		HYD	1520.00	1520.00	1500.00	0.00	1.33
		SKR	1490.00	1490.00	1450.00	0.00	2.76
		MPK	1280.00	1260.00	1150.00	1.59	11.30
		PSH	1750.00	1750.00	1600.00	0.00	9.38
		QTA	950.00	950.00	950.00	0.00	0.00
035. Processed Liquid Milk							
2211002. MILK PAK/HALEEB/NESTLE (LITRE)	DOZ.	LAH	1500.00	1500.00	1450.00	0.00	3.45
		FAS	1540.00	1540.00	1470.00	0.00	4.76
		RAW	1435.00	1435.00	1355.00	0.00	5.90
		KAR	1250.00	1250.00	1250.00	0.00	0.00
		HYD	1620.00	1620.00	1472.00	0.00	10.05
		SKR	1347.96	1347.96	1320.00	0.00	2.12
		PSH	1470.00	1470.00	1470.00	0.00	0.00
		MNG	1480.00	1480.00	1460.00	0.00	1.37
036. Milk & Cream in Solid Form							
2221101. POWD.MILK EVERYDAY(NESTLE)1KG.	EACH	LAH	700.00	700.00	680.00	0.00	2.94
		RAW	762.50	685.00	685.00	11.31	11.31
		MUL	763.00	726.66	689.84	5.00	10.61
		KAR	725.00	725.00	662.50	0.00	9.43
		HYD	768.42	768.42	758.00	0.00	1.37
		SKR	665.00	665.00	665.00	0.00	0.00
		PSH	745.00	680.00	680.00	9.56	9.56
		BNU	750.00	748.00	680.00	0.27	10.29
		QTA	680.00	680.00	680.00	0.00	0.00
2221201. POWDERED MILK(SKIMMED)/BAG 25 KG.	EACH	LAH	11750.00	11750.00	11750.00	0.00	0.00
		RAW	12900.00	12900.00	12350.00	0.00	4.45
		MUL	9287.50	9287.50	9100.00	0.00	2.06
		KAR	12750.00	10250.00	10250.00	24.39	24.39
		PSH	8800.00	8800.00	8800.00	0.00	0.00
		QTA	12500.00	12500.00	12500.00	0.00	0.00
2221202. POWDERED MILK NIDO (1 KG. POLY BA	EACH	LAH	750.00	725.00	725.00	3.45	3.45
		RAW	852.50	805.00	805.00	5.90	5.90
		GUJ	730.00	730.00	730.00	0.00	0.00
		KAR	710.00	710.00	758.00	0.00	-6.33
		HYD	813.00	813.00	813.00	0.00	0.00
		PSH	760.00	730.00	720.00	4.11	5.56
037. Ice Cream							
2227001. ICE CREAM POLKA/WALLS	DOZ.	LAH	400.00	400.00	400.00	0.00	0.00
		RAW	495.00	495.00	495.00	0.00	0.00
		KAR	480.00	480.00	288.00	0.00	66.67
		HYD	432.00	432.00	432.00	0.00	0.00
		SKR	453.00	453.00	453.00	0.00	0.00
		QTA	456.00	456.00	456.00	0.00	0.00
038. Dairy Products N.E.C							
2229001. MILO(200 GM. PACK) NESTLE	EACH	LAH	207.00	207.00	198.00	0.00	4.55
		FAS	240.00	213.33	174.00	12.50	37.93
		RAW	192.50	192.50	192.50	0.00	0.00
		MUL	140.00	140.00	140.00	0.00	0.00
		KAR	200.00	200.00	190.00	0.00	5.26
		HYD	250.00	195.00	195.00	28.21	28.21
		MPK	230.00	230.00	180.00	0.00	27.78
		PSH	190.00	190.00	190.00	0.00	0.00
		MNG	300.00	300.00	300.00	0.00	0.00
		QTA	160.00	160.00	160.00	0.00	0.00

Contd.

7.10 Intercity Wholesale Prices of Selected Commodities

Group/Commodity/Item Specification	Unit	City	Prices (Rs.)			% Change in Nov., 2018 Over	
			Nov., 2018	Oct., 2018	Nov., 2017	Oct., 2018	Nov., 2017
			2229002. LACTOGEN(SOFT PACK 400 GM)	EACH	LAH	450.00	450.00
		FAS	458.33	458.33	412.50	0.00	11.11
		RAW	472.50	465.00	437.50	1.61	8.00
		MUL	462.95	462.95	426.00	0.00	8.67
		KAR	425.00	425.00	400.00	0.00	6.25
		HYD	470.00	470.00	440.00	0.00	6.82
		MPK	465.00	465.00	408.00	0.00	13.97
		PSH	440.00	440.00	416.00	0.00	5.77
		QTA	480.00	470.00	395.00	2.13	21.52
039. Wheat Flour							
2311001. WHEAT FLOUR SUP. QLTY.	80 KG.	LAH	3600.00	3600.00	3600.00	0.00	0.00
		FAS	3040.00	3500.00	2800.00	-13.14	8.57
		RAW	3315.00	3315.00	3410.00	0.00	-2.79
		MUL	2930.00	2930.00	2890.00	0.00	1.38
		GUJ	3040.00	3040.00	3200.00	0.00	-5.00
		SAR	3280.00	3280.00	3000.00	0.00	9.33
		SKT	3000.00	3000.00	3400.00	0.00	-11.76
		GJT	2860.00	2860.00	2860.00	0.00	0.00
		KAR	3520.00	3520.00	3000.00	0.00	17.33
		HYD	3440.00	3440.00	3350.00	0.00	2.69
		SKR	2720.00	2720.00	2960.00	0.00	-8.11
		LRK	3100.00	3080.00	3320.00	0.65	-6.63
		PSH	3500.00	3500.00	3500.00	0.00	0.00
		QTA	4160.00	4160.00	3920.00	0.00	6.12
2311002. WHEAT FLOUR AVG. QLTY	80 KG.	LAH	3040.00	3040.00	3040.00	0.00	0.00
		FAS	2880.00	2880.00	2650.00	0.00	8.68
		RAW	2675.00	2675.00	2875.00	0.00	-6.96
		MUL	2890.00	2890.00	2780.00	0.00	3.96
		SAH	2880.00	2880.00	2840.00	0.00	1.41
		SAR	2640.00	2640.00	2800.00	0.00	-5.71
		BPR	2920.00	2920.00	2800.00	0.00	4.29
		GJT	2740.00	2740.00	2740.00	0.00	0.00
		KAR	3160.00	2920.00	2760.00	8.22	14.49
		HYD	3000.00	3000.00	3050.00	0.00	-1.64
		SKR	2640.00	2640.00	2880.00	0.00	-8.33
		LRK	2960.00	2880.00	3000.00	2.78	-1.33
		MPK	2880.00	2720.00	2800.00	5.88	2.86
		PSH	3000.00	3000.00	3000.00	0.00	0.00
		MNG	3000.00	3000.00	3040.00	0.00	-1.32
		QTA	4000.00	4000.00	3880.00	0.00	3.09
2311003. WHEAT FLOUR/BAG OF 10 KG.	EACH	LAH	375.00	375.00	365.00	0.00	2.74
		FAS	390.00	390.00	337.50	0.00	15.56
		RAW	372.50	372.50	372.50	0.00	0.00
		MUL	362.50	362.50	360.00	0.00	0.69
		GUJ	370.00	370.00	370.00	0.00	0.00
		SKT	370.00	370.00	370.00	0.00	0.00
		BPR	380.00	380.00	370.00	0.00	2.70
		GJT	340.00	340.00	340.00	0.00	0.00
		KAR	440.00	440.00	445.00	0.00	-1.12
		HYD	400.00	400.00	415.00	0.00	-3.61
		SKR	350.00	350.00	360.00	0.00	-2.78
		LRK	370.00	365.00	380.00	1.37	-2.63
		MPK	380.00	360.00	375.00	5.56	1.33
		NWB	365.00	365.00	355.00	0.00	2.82
		PSH	365.00	365.00	367.50	0.00	-0.68
		QTA	410.00	410.00	400.00	0.00	2.50
2311004. MAIDA AVG. QLTY.	80 KG.	LAH	3450.00	3450.00	3600.00	0.00	-4.17
		FAS	3168.00	3240.00	3120.00	-2.22	1.54
		RAW	3325.00	3325.00	3410.00	0.00	-2.49

Contd.

7.10 Intercity Wholesale Prices of Selected Commodities

Group/Commodity/Item Specification	Unit	City	Prices (Rs.)			% Change in Nov., 2018 Over	
			Nov., 2018	Oct., 2018	Nov., 2017	Oct., 2018	Nov., 2017
		MUL	3250.00	3250.00	3050.00	0.00	6.56
		SAR	3360.00	3360.00	3200.00	0.00	5.00
		BPR	3450.00	3450.00	3300.00	0.00	4.55
		GJT	3100.00	3100.00	3000.00	0.00	3.33
		KAR	3320.00	3280.00	3440.00	1.22	-3.49
		HYD	3250.00	3250.00	3250.00	0.00	0.00
		SKR	3600.00	3600.00	3200.00	0.00	12.50
		MPK	3200.00	3280.00	3280.00	-2.44	-2.44
		PSH	3388.00	3388.00	3340.00	0.00	1.44
		MNG	3330.00	3330.00	3300.00	0.00	0.91
		QTA	3600.00	4440.00	4400.00	-18.92	-18.18
2311005. SUJI	85 KG.	LAH	4000.00	4000.00	4000.00	0.00	0.00
		FAS	3366.00	3442.00	3315.00	-2.21	1.54
		RAW	3345.00	3345.00	3437.50	0.00	-2.69
		MUL	3175.00	3175.00	3250.00	0.00	-2.31
		SAH	3389.50	3389.50	3161.50	0.00	7.21
		BPR	3825.00	3825.00	3425.00	0.00	11.68
		GJT	3350.00	3350.00	3250.00	0.00	3.08
		KAR	3867.50	3740.00	3697.50	3.41	4.60
		HYD	3400.00	3400.00	3230.00	0.00	5.26
		SKR	3582.00	3582.00	3582.00	0.00	0.00
		MPK	3400.00	3485.00	3485.00	-2.44	-2.44
		PSH	3469.00	3469.00	3500.00	0.00	-0.89
		QTA	3825.00	4675.00	4675.00	-18.18	-18.18
2311006. CERELAC WHEAT(400 GM.)	EACH	LAH	289.00	289.00	260.00	0.00	11.15
		FAS	305.00	305.00	270.00	0.00	12.96
		RAW	272.50	330.00	295.00	-17.42	-7.63
		MUL	308.41	291.00	272.00	5.98	13.39
		KAR	257.00	257.00	257.00	0.00	0.00
		HYD	260.00	260.00	260.00	0.00	0.00
		MPK	255.00	255.00	255.00	0.00	0.00
		PSH	260.00	260.00	260.00	0.00	0.00
		MNG	332.00	332.00	332.00	0.00	0.00
		QTA	245.00	245.00	245.00	0.00	0.00
040. Other Cereal Flour							
2312001. BESAN	85 KG.	LAH	8500.00	8000.00	8550.00	6.25	-0.58
		FAS	8287.50	8075.00	7862.00	2.63	5.41
		RAW	8375.00	8375.00	9225.00	0.00	-9.21
		MUL	7900.00	7650.00	8200.00	3.27	-3.66
		GUJ	7968.00	7968.00	8925.00	0.00	-10.72
		SAR	9350.00	8500.00	8400.00	10.00	11.31
		SKT	8075.00	8075.00	7600.00	0.00	6.25
		GJT	7860.00	7860.00	8260.00	0.00	-4.84
		KSR	8500.00	8100.00	9150.00	4.94	-7.10
		KAR	9647.50	9562.50	9562.50	0.89	0.89
		HYD	8400.00	8400.00	8650.00	0.00	-2.89
		SKR	7650.00	7650.00	9350.00	0.00	-18.18
		MPK	9350.00	8500.00	8500.00	10.00	10.00
		PSH	9000.00	9000.00	9010.00	0.00	-0.11
		QTA	11050.00	11560.00	11900.00	-4.41	-7.14
041. Sugar Refined							
2352001. SUGAR REFINED(BAG)	50 KG.	LAH	2670.00	2650.00	2900.00	0.75	-7.93
		FAS	2500.00	2530.00	2450.00	-1.19	2.04
		RAW	2590.00	2590.00	2540.00	0.00	1.97
		MUL	2515.00	2515.00	2455.00	0.00	2.44
		GUJ	2580.00	2650.00	2520.00	-2.64	2.38
		SKT	2600.00	2600.00	2480.00	0.00	4.84
		GJT	2560.00	2560.00	2500.00	0.00	2.40
		KAR	2545.00	2605.00	2500.00	-2.30	1.80

Contd.

7.10 Intercity Wholesale Prices of Selected Commodities

Group/Commodity/Item Specification	Unit	City	Prices (Rs.)			% Change in Nov., 2018 Over	
			Nov., 2018	Oct., 2018	Nov., 2017	Oct., 2018	Nov., 2017
2352002. GUR AVG. QLTY.	40 KG.	HYD	2550.00	2490.00	2400.00	2.41	6.25
		MPK	2520.00	2520.00	2420.00	0.00	4.13
		PSH	2580.00	2560.00	2500.00	0.78	3.20
		MNG	2600.00	2600.00	2530.00	0.00	2.77
		QTA	2580.00	2550.00	2500.00	1.18	3.20
		LAH	2900.00	3000.00	2700.00	-3.33	7.41
		MUL	2300.00	2300.00	2050.00	0.00	12.20
		SAR	2800.00	2800.00	2020.00	0.00	38.61
		SKT	2800.00	2800.00	3200.00	0.00	-12.50
		KSR	2900.00	2900.00	2700.00	0.00	7.41
		KAR	2300.00	2300.00	2560.00	0.00	-10.16
		HYD	2600.00	2400.00	2050.00	8.33	26.83
		SKR	2600.00	2600.00	2800.00	0.00	-7.14
		PSH	2800.00	3150.00	2700.00	-11.11	3.70
		MNG	3000.00	3000.00	3000.00	0.00	0.00
QTA	3200.00	3200.00	3200.00	0.00	0.00		
042. Chocolate							
2366001. CHOCOLATE CANDY (NOW)	DOZ.	LAH	52.00	52.00	52.00	0.00	0.00
		RAW	54.50	54.50	54.50	0.00	0.00
		BPR	55.00	55.00	55.00	0.00	0.00
		KSR	52.00	52.00	52.00	0.00	0.00
		KAR	54.00	54.00	54.00	0.00	0.00
		PSH	52.00	52.00	52.00	0.00	0.00
		QTA	54.00	54.00	54.00	0.00	0.00
043. Sugar Confectionary							
2367001. TOFFEE (HILAL)	DOZ.	LAH	18.00	18.00	18.00	0.00	0.00
		RAW	20.00	20.00	20.00	0.00	0.00
		GUJ	10.00	10.00	10.00	0.00	0.00
		SKT	10.00	10.00	10.00	0.00	0.00
		BPR	10.28	10.28	10.97	0.00	-6.29
		KSR	18.00	18.00	18.00	0.00	0.00
		KAR	10.00	10.00	10.00	0.00	0.00
		HYD	10.00	10.00	10.00	0.00	0.00
		LRK	15.00	15.00	15.00	0.00	0.00
		PSH	10.00	10.00	10.58	0.00	-5.48
		QTA	10.00	10.00	10.00	0.00	0.00
044. Coffee & Tea							
2391301. TEA LIPTON YELLOW LABEL 200 G.PKT	06 PKT.	LAH	1175.00	1175.00	1020.00	0.00	15.20
		FAS	1084.21	1084.21	968.42	0.00	11.96
		RAW	1185.00	1075.00	955.00	10.23	24.08
		MUL	1110.00	1110.00	966.00	0.00	14.91
		SKT	1168.44	1168.44	1110.00	0.00	5.26
		KAR	1140.00	1140.00	1035.79	0.00	10.06
		HYD	1170.00	1170.00	1010.52	0.00	15.78
		SKR	1098.72	1098.72	1009.26	0.00	8.86
		PSH	1140.00	1140.00	960.00	0.00	18.75
		MNG	1128.00	1128.00	1050.00	0.00	7.43
		QTA	1200.00	1200.00	1019.95	0.00	17.65
2391302. TEA SUPREME 200 G. PKT.	06 PKT.	LAH	1020.00	1020.00	835.00	0.00	22.16
		FAS	957.89	957.89	831.57	0.00	15.19
		RAW	1027.50	955.00	875.00	7.59	17.43
		MUL	966.00	966.00	822.00	0.00	17.52
		SKT	994.44	994.44	870.00	0.00	14.30
		KAR	1016.82	1016.82	821.00	0.00	23.85
		HYD	990.00	990.00	865.26	0.00	14.42
		SKR	891.00	891.00	891.00	0.00	0.00
		PSH	970.00	830.00	830.00	16.87	16.87
		MNG	1060.00	1060.00	1060.00	0.00	0.00
		QTA	1020.00	1020.00	760.00	0.00	34.21

Contd.

7.10 Intercity Wholesale Prices of Selected Commodities

Group/Commodity/Item Specification	Unit	City	Prices (Rs.)			% Change in Nov., 2018 Over			
			Nov., 2018	Oct., 2018	Nov., 2017	Oct., 2018	Nov., 2017		
2391303. TEA LOOSE	KG.	LAH	487.50	487.50	422.50	0.00	15.38		
		FAS	540.00	540.00	500.00	0.00	8.00		
		RAW	695.00	695.00	685.00	0.00	1.46		
		MUL	575.00	575.00	490.00	0.00	17.35		
		SKT	500.00	500.00	500.00	0.00	0.00		
		GJT	600.00	600.00	580.00	0.00	3.45		
		KAR	545.00	545.00	510.00	0.00	6.86		
		HYD	590.00	590.00	640.00	0.00	-7.81		
		SKR	495.00	495.00	495.00	0.00	0.00		
		MPK	580.00	580.00	545.00	0.00	6.42		
		PSH	600.00	600.00	570.00	0.00	5.26		
		MNG	600.00	600.00	680.00	0.00	-11.76		
		QTA	600.00	600.00	410.00	0.00	46.34		
		2391304. TEA TAPAL MIXTURE (200 G) PKT.	06 PKT	LAH	1080.00	1080.00	1015.00	0.00	6.40
FAS	1052.63			1052.63	973.68	0.00	8.11		
RAW	1025.00			1025.00	987.50	0.00	3.80		
MUL	1074.00			1074.00	901.56	0.00	19.13		
KAR	1045.00			1045.00	915.00	0.00	14.21		
HYD	1168.00			1168.00	915.00	0.00	27.65		
PSH	1140.00			1140.00	960.00	0.00	18.75		
MNG	1074.00			1074.00	970.00	0.00	10.72		
QTA	1110.00			1110.00	1074.00	0.00	3.35		
045. Spices									
2392101. BLACK PEPPER 50 G.PKT.(NATIONAL)	EACH	LAH	100.00	100.00	100.00	0.00	0.00		
		RAW	97.50	97.50	97.50	0.00	0.00		
		MUL	102.23	102.23	102.23	0.00	0.00		
		SKT	86.89	86.89	86.89	0.00	0.00		
		KAR	105.00	105.00	105.00	0.00	0.00		
		HYD	110.00	110.00	110.00	0.00	0.00		
		MPK	102.50	102.50	100.00	0.00	2.50		
		PSH	105.00	105.00	102.00	0.00	2.94		
		MNG	110.00	110.00	110.00	0.00	0.00		
		QTA	120.00	120.00	120.00	0.00	0.00		
		2392201. RED CHILLIES(200 G PKT.NATIONAL)	EACH	LAH	105.00	105.00	105.00	0.00	0.00
				FAS	96.32	96.32	96.32	0.00	0.00
				RAW	139.00	139.00	109.50	0.00	26.94
				MUL	136.37	136.37	95.52	0.00	42.77
SKT	95.52			95.52	95.52	0.00	0.00		
KAR	100.00			100.00	100.00	0.00	0.00		
HYD	150.00			150.00	120.00	0.00	25.00		
MPK	96.50			96.50	96.50	0.00	0.00		
2392402. CORRIANDER PWD.200 G. PKT.NAT.	EACH	PSH	139.00	139.00	110.00	0.00	26.36		
		MNG	106.00	106.00	106.00	0.00	0.00		
		QTA	116.00	116.00	116.00	0.00	0.00		
		LAH	87.96	87.96	87.96	0.00	0.00		
		FAS	94.23	94.23	94.23	0.00	0.00		
		RAW	91.50	91.50	91.50	0.00	0.00		
		MUL	95.51	95.51	97.13	0.00	-1.67		
		SKT	70.78	70.78	70.78	0.00	0.00		
		KAR	90.00	90.00	90.00	0.00	0.00		
		HYD	104.00	104.00	104.00	0.00	0.00		
2392601. CLOVES	40 KG.	MPK	68.41	68.41	68.41	0.00	0.00		
		PSH	90.00	90.00	90.00	0.00	0.00		
		MNG	58.00	58.00	58.00	0.00	0.00		
		QTA	103.00	103.00	103.00	0.00	0.00		
		LAH	48000.00	48000.00	48000.00	0.00	0.00		
		RAW	45250.00	45250.00	45250.00	0.00	0.00		
		MUL	44000.00	44000.00	40000.00	0.00	10.00		
KAR	51000.00	49000.00	44000.00	4.08	15.91				

Contd.

7.10 Intercity Wholesale Prices of Selected Commodities

Group/Commodity/Item Specification	Unit	City	Prices (Rs.)			% Change in Nov., 2018 Over	
			Nov., 2018	Oct., 2018	Nov., 2017	Oct., 2018	Nov., 2017
		HYD	48000.00	48000.00	44000.00	0.00	9.09
		MPK	46400.00	46400.00	42000.00	0.00	10.48
		PSH	52000.00	52000.00	52000.00	0.00	0.00
		QTA	51000.00	51000.00	51000.00	0.00	0.00
046. Other Food Products							
2399401. VINEGAR SYNTHETIC (SIRKA)	DOZ.	LAH	850.00	850.00	780.00	0.00	8.97
		RAW	875.00	875.00	875.00	0.00	0.00
		KAR	625.00	625.00	625.00	0.00	0.00
		PSH	660.00	660.00	660.00	0.00	0.00
		QTA	960.00	900.00	900.00	6.67	6.67
2399901. TURMERIC POWDER(50 G.PKT.NATIONAL)	EACH	LAH	36.00	36.00	31.50	0.00	14.29
		FAS	31.96	31.96	31.96	0.00	0.00
		RAW	35.00	35.00	30.00	0.00	16.67
		MUL	36.22	36.22	31.69	0.00	14.29
		SKT	31.69	31.69	31.69	0.00	0.00
		KAR	34.00	34.00	34.00	0.00	0.00
		HYD	40.00	40.00	35.00	0.00	14.29
		SKR	31.69	31.69	31.69	0.00	0.00
		MPK	32.00	32.00	32.00	0.00	0.00
		PSH	32.00	32.00	32.00	0.00	0.00
		MNG	32.50	32.50	32.50	0.00	0.00
		QTA	30.00	30.00	30.00	0.00	0.00
047. Mineral Water							
2441001. MINERAL WATER NESTLE(1.5 LTR)	DOZ.	LAH	570.00	570.00	570.00	0.00	0.00
		FAS	460.00	460.00	460.00	0.00	0.00
		RAW	522.50	522.50	522.50	0.00	0.00
		MUL	454.00	542.00	542.00	-16.24	-16.24
		GUJ	600.00	600.00	540.00	0.00	11.11
		SKT	419.00	419.00	419.00	0.00	0.00
		KAR	499.00	499.00	499.00	0.00	0.00
		HYD	574.83	574.83	568.56	0.00	1.10
		SKR	480.00	480.00	480.00	0.00	0.00
		MPK	510.00	510.00	510.00	0.00	0.00
		PSH	500.00	500.00	500.00	0.00	0.00
		QTA	576.00	576.00	576.00	0.00	0.00
048. Beverages							
2449001. COCA COLA(CRATE OF 24 BOTTLES)	EACH	LAH	442.00	442.00	442.00	0.00	0.00
		FAS	445.00	445.00	445.00	0.00	0.00
		RAW	405.00	405.00	405.00	0.00	0.00
		MUL	420.00	420.00	400.00	0.00	5.00
		SKT	444.00	444.00	444.00	0.00	0.00
		GJT	444.00	444.00	444.00	0.00	0.00
		KAR	444.00	444.00	444.00	0.00	0.00
		HYD	444.00	444.00	444.00	0.00	0.00
		SKR	432.00	432.00	432.00	0.00	0.00
		MPK	390.00	390.00	390.00	0.00	0.00
		PSH	450.00	450.00	440.00	0.00	2.27
		BNU	475.00	475.00	475.00	0.00	0.00
		MNG	430.00	430.00	450.00	0.00	-4.44
		QTA	648.00	648.00	480.00	0.00	35.00
2449002. SEVEN UP (CRATE OF 24 BOTTLES)	EACH	LAH	442.00	442.00	442.00	0.00	0.00
		FAS	445.00	445.00	445.00	0.00	0.00
		RAW	405.00	405.00	405.00	0.00	0.00
		MUL	400.00	400.00	400.00	0.00	0.00
		SKT	444.00	444.00	444.00	0.00	0.00
		GJT	444.00	444.00	444.00	0.00	0.00
		KAR	444.00	444.00	444.00	0.00	0.00
		HYD	444.00	444.00	444.00	0.00	0.00
		SKR	432.00	432.00	432.00	0.00	0.00

Contd.

7.10 Intercity Wholesale Prices of Selected Commodities

Group/Commodity/Item Specification	Unit	City	Prices (Rs.)			% Change in Nov., 2018 Over	
			Nov., 2018	Oct., 2018	Nov., 2017	Oct., 2018	Nov., 2017
		MPK	390.00	390.00	390.00	0.00	0.00
		PSH	450.00	450.00	440.00	0.00	2.27
		BNU	475.00	475.00	475.00	0.00	0.00
		MNG	420.00	420.00	450.00	0.00	-6.67
2449003. MAKKA COLA (CRATE OF 24 BOTTLES)	EACH	QTA	648.00	648.00	480.00	0.00	35.00
		MUL	280.00	280.00	280.00	0.00	0.00
		GUJ	280.00	280.00	280.00	0.00	0.00
		SKT	270.00	270.00	270.00	0.00	0.00
		PSH	410.00	410.00	410.00	0.00	0.00
		BNU	322.00	322.00	322.00	0.00	0.00
		MNG	322.00	322.00	322.00	0.00	0.00
2449004. PEPSI COLA (CRATE OF 24 BOTTLES)	EACH	LAH	442.00	442.00	442.00	0.00	0.00
		FAS	445.00	445.00	445.00	0.00	0.00
		RAW	405.00	405.00	405.00	0.00	0.00
		MUL	400.00	400.00	400.00	0.00	0.00
		SKT	444.00	444.00	444.00	0.00	0.00
		GJT	444.00	444.00	444.00	0.00	0.00
		KAR	444.00	444.00	444.00	0.00	0.00
		HYD	444.00	444.00	444.00	0.00	0.00
		SKR	432.00	432.00	432.00	0.00	0.00
		PSH	450.00	450.00	440.00	0.00	2.27
		BNU	475.00	475.00	475.00	0.00	0.00
		MNG	420.00	420.00	450.00	0.00	-6.67
		QTA	648.00	648.00	450.00	0.00	44.00
049. Tobacco Products							
2502001. CIGARETTES K-2 10'S (FILTER)	1000	KAR	3000.00	3000.00	2400.00	0.00	25.00
2502002. CIGARETTES MELBOURNE	1000	KAR	3000.00	3000.00	2400.00	0.00	25.00
2502003. CIGARETTES CAPSTAN LSFT 10 SS	1000	KAR	3000.00	3000.00	2400.00	0.00	25.00
2502004. CIGARETTES GOLD LEAF (KSFT) 20	1000	KAR	7000.00	7000.00	6250.00	0.00	12.00
3b) Textiles & Apparels							
050. Cotton Yarn							
2636001. COTTON YARN 10/1 POPULAR FIBER	10 LB.	KAR	1300.00	1285.00	920.00	1.17	41.30
2636002. COTTON YARN 16/1 MGM	10 LB.	KAR	1430.00	1435.00	1257.00	-0.35	13.76
2636003. COTTON YARN 21/1 SURIYA TEXTILE	10 LB.	KAR	1500.00	1500.00	1230.00	0.00	21.95
2636004. COTTON YARN 42/1 ABDULLAH TEXTILE	10 LB.	KAR	2250.00	2050.00	1650.00	9.76	36.36
2636005. COTTON YARN 20/2 BAJWA	10 LB.	KAR	1590.00	1600.00	1350.00	-0.63	17.78
051. Nylon Yarn							
2643001. NYLON YARN RUPALI(PAK)50/72/00	LB.	KAR	90.00	90.00	90.00	0.00	0.00
2643002. NYLON YARN GRATON 50/36/00FLAT	LB.	KAR	70.00	70.00	70.00	0.00	0.00
2643003. NYLON YARN GRATON 75/48/0 DTY	LB.	KAR	103.00	103.00	103.00	0.00	0.00
052. Blended Yarn							
2645001. BLND.YARN 30/1 A.A TEX.Z.TW PVC	LB.	KAR	138.50	145.25	131.67	-4.65	5.19
2645002. BLND.YARN 40/1 SANA	LB.	KAR	138.00	138.00	138.00	0.00	0.00
2645003. BLND.YARN 60/1 PP AGAR	LB.	KAR	124.00	124.00	124.00	0.00	0.00
2645004. BLND.YARN 30/1 A.A TEX.COMBED	LB.	KAR	161.00	164.75	139.67	-2.28	15.27
2645005. BLND.YARN 40/1 A.A. TEXTILE	LB.	KAR	143.00	143.00	143.00	0.00	0.00
053. Woven Fabrics							
2654001. LIGHT WEIGHT WORSTED (L.PUR)	MTR.	LAH	1025.00	975.00	975.00	5.13	5.13
		RAW	1675.00	1525.00	1475.00	9.84	13.56
		KAR	1850.00	1850.00	1800.00	0.00	2.78
2654002. HEAVY WEIGHT SUITING (L.PUR)	MTR.	LAH	2025.00	1925.00	1925.00	5.19	5.19
		RAW	1850.00	1725.00	1675.00	7.25	10.45
		KAR	2750.00	2750.00	2600.00	0.00	5.77
2654003. TWEED (LAWRENCEPUR)	MTR.	LAH	1200.00	1125.00	1125.00	6.67	6.67
		RAW	1675.00	1525.00	1475.00	9.84	13.56
		KAR	2250.00	2250.00	2200.00	0.00	2.27
2654004. WORSTED (LAWRENCEPUR)	MTR.	LAH	1225.00	1175.00	1175.00	4.26	4.26
		RAW	1725.00	1575.00	1525.00	9.52	13.11
		KAR	2100.00	2100.00	2000.00	0.00	5.00

Contd.

7.10 Intercity Wholesale Prices of Selected Commodities

Group/Commodity/Item Specification	Unit	City	Prices (Rs.)			% Change in Nov., 2018 Over	
			Nov., 2018	Oct., 2018	Nov., 2017	Oct., 2018	Nov., 2017
			054. Cotton Fabrics				
2662001. LATHA GUL AHMED 90000 SUP. QLTY.	40 MTR.	LAH	9250.00	8900.00	8900.00	3.93	3.93
		FAS	9333.00	9333.00	8000.00	0.00	16.66
		RAW	6700.00	6700.00	6350.00	0.00	5.51
		MUL	9350.00	9250.00	8500.00	1.08	10.00
		KAR	8500.00	8500.00	8500.00	0.00	0.00
		HYD	8000.00	8000.00	8000.00	0.00	0.00
2662002. LATHA PRESIDENT SUP. QLTY.	40 MTR.	LAH	3750.00	3700.00	3700.00	1.35	1.35
		MUL	8100.00	8100.00	7000.00	0.00	15.71
		KAR	3682.50	3682.50	3682.50	0.00	0.00
2662003. LATHA MAST QALANDER SUP. QLTY.	40 MTR.	MUL	5680.00	5680.00	5300.00	0.00	7.17
		KAR	2810.00	2810.00	2810.00	0.00	0.00
2662004. LATHA MUGHAL-E-AZAM SUP. QLTY.	40 MTR.	LAH	4300.00	4200.00	4200.00	2.38	2.38
		FAS	6000.00	6000.00	6400.00	0.00	-6.25
		RAW	5900.00	5900.00	5525.00	0.00	6.79
		MUL	6400.00	6400.00	6200.00	0.00	3.23
		KAR	5300.00	5300.00	5300.00	0.00	0.00
		HYD	7000.00	7000.00	7000.00	0.00	0.00
055. Other Fabrics							
2669001. LAWN AVG. QLTY.	MTR.	LAH	81.00	81.00	81.00	0.00	0.00
		FAS	95.00	95.00	92.50	0.00	2.70
		RAW	122.50	122.50	122.50	0.00	0.00
		MUL	132.00	132.00	125.00	0.00	5.60
		KAR	130.00	130.00	130.00	0.00	0.00
		HYD	140.00	140.00	140.00	0.00	0.00
		SKR	80.00	80.00	80.00	0.00	0.00
		QTA	160.00	160.00	160.00	0.00	0.00
2669002. LAWN SUP. QLTY.	MTR.	LAH	217.50	217.50	217.50	0.00	0.00
		FAS	202.00	202.00	190.00	0.00	6.32
		RAW	225.00	225.00	225.00	0.00	0.00
		MUL	180.00	180.00	180.00	0.00	0.00
		KAR	275.00	275.00	275.00	0.00	0.00
		QTA	175.00	175.00	175.00	0.00	0.00
2669003. GREY CLOTH 52"	MTR.	LAH	50.00	50.00	50.00	0.00	0.00
		FAS	62.50	62.50	62.50	0.00	0.00
		RAW	41.00	41.00	41.00	0.00	0.00
		MUL	117.50	117.50	117.50	0.00	0.00
		KAR	69.50	69.50	69.50	0.00	0.00
		LRK	110.00	110.00	110.00	0.00	0.00
2669004. GREY CLOTH 98"	MTR.	LAH	82.50	82.50	82.50	0.00	0.00
		FAS	122.50	122.50	122.50	0.00	0.00
		KAR	130.00	130.00	130.00	0.00	0.00
2669005. DRILL DYED	MTR.	LAH	75.50	75.50	75.50	0.00	0.00
		FAS	120.00	120.00	120.00	0.00	0.00
		RAW	37.50	37.50	37.50	0.00	0.00
		KAR	141.00	141.00	141.00	0.00	0.00
		QTA	68.00	68.00	68.00	0.00	0.00
056. Silk & Reyon Fabrics							
2679001. KT. SHIRTING AL-KARAM SUP. QLTY.	MTR.	LAH	87.50	87.50	87.50	0.00	0.00
		RAW	132.50	132.50	132.50	0.00	0.00
		KAR	135.00	135.00	135.00	0.00	0.00
2679002. KT. SHIRTING TOYOBO SUP. QLTY.	MTR.	FAS	220.00	220.00	220.00	0.00	0.00
		RAW	132.50	132.50	132.50	0.00	0.00
		MUL	85.00	85.00	85.00	0.00	0.00
		KAR	92.50	92.50	92.50	0.00	0.00
		QTA	73.00	73.00	73.00	0.00	0.00
2679003. WOOLY FLAT	MTR.	LAH	52.50	52.50	52.50	0.00	0.00
		KAR	39.00	39.00	39.00	0.00	0.00
		QTA	62.50	62.50	62.50	0.00	0.00

Contd.

7.10 Intercity Wholesale Prices of Selected Commodities

Group/Commodity/Item Specification	Unit	City	Prices (Rs.)			% Change in Nov., 2018 Over	
			Nov., 2018	Oct., 2018	Nov., 2017	Oct., 2018	Nov., 2017
2679004. SILK AVG. QLTY.	MTR.	LAH	72.50	72.50	72.50	0.00	0.00
		RAW	57.50	57.50	57.50	0.00	0.00
		MUL	95.00	95.00	95.00	0.00	0.00
		KAR	41.00	41.00	41.00	0.00	0.00
		SKR	45.00	45.00	45.00	0.00	0.00
		QTA	55.00	55.00	55.00	0.00	0.00
2679005. SILK SUP. QLTY.	MTR.	LAH	102.50	102.50	102.50	0.00	0.00
		FAS	110.00	110.00	95.00	0.00	15.79
		RAW	95.00	95.00	95.00	0.00	0.00
		QTA	75.00	75.00	75.00	0.00	0.00
2679006. LINEN STAR MILL KARACHI	MTR.	LAH	127.50	127.50	127.50	0.00	0.00
		KAR	140.00	140.00	140.00	0.00	0.00
		QTA	100.00	100.00	100.00	0.00	0.00
057. Towels							
2684001. TOWEL MED SIZE AVG. QLTY.	DOZ.	LAH	1900.00	1825.00	1825.00	4.11	4.11
		FAS	2100.00	2100.00	1900.00	0.00	10.53
		KSR	1900.00	1825.00	1825.00	4.11	4.11
		KAR	2300.00	2300.00	2300.00	0.00	0.00
		SKR	2040.00	2040.00	2040.00	0.00	0.00
		PSH	2400.00	2400.00	2400.00	0.00	0.00
		QTA	2900.00	2900.00	1620.00	0.00	79.01
058. Blankets							
2711001. BLANKET MOONLITE SINGLE	EACH	LAH	2400.00	2400.00	2400.00	0.00	0.00
		RAW	3175.00	3175.00	3075.00	0.00	3.25
		KAR	2900.00	2650.00	2750.00	9.43	5.45
2711002. BLANKET MOONLITE DOUBLE	EACH	LAH	3000.00	3000.00	3000.00	0.00	0.00
		RAW	3550.00	3550.00	3475.00	0.00	2.16
		KAR	4350.00	4250.00	3350.00	2.35	29.85
059. Bed Sheets							
2712001. BED SHEET COTTON SINGLE AVG. QLTY.	DOZ.	LAH	3800.00	3760.00	3760.00	1.06	1.06
		FAS	4300.00	4300.00	4300.00	0.00	0.00
		KAR	4680.00	4350.00	4350.00	7.59	7.59
		SKR	4800.00	4000.00	3960.00	20.00	21.21
		PSH	4000.00	4000.00	4000.00	0.00	0.00
		QTA	3600.00	3600.00	3600.00	0.00	0.00
		2712002. BED SHEET COTTON DOUBLE AVG. QLTY.	DOZ.	LAH	6300.00	6250.00	6250.00
FAS	4950.00			4950.00	4950.00	0.00	0.00
KAR	7050.00			6750.00	6750.00	4.44	4.44
SKR	9000.00			7900.00	7800.00	13.92	15.38
PSH	9600.00			9600.00	9600.00	0.00	0.00
QTA	4500.00			4500.00	4500.00	0.00	0.00
060. Quilts							
2718001. READY MADE QUILT	EACH	LAH	1000.00	950.00	950.00	5.26	5.26
		RAW	875.00	875.00	875.00	0.00	0.00
		KAR	1075.00	1075.00	1075.00	0.00	0.00
		PSH	900.00	900.00	900.00	0.00	0.00
		QTA	1000.00	1000.00	1000.00	0.00	0.00
061. Woolen Carpets							
2721001. WOOLEN CARPET	SQ.FT.	LAH	105.00	105.00	105.00	0.00	0.00
		KAR	60.00	60.00	60.00	0.00	0.00
062. Synthetic Carpets							
2729001. SYNTHETIC CARPET	SQ.FT.	LAH	32.50	32.50	32.50	0.00	0.00
		RAW	27.50	27.50	26.50	0.00	3.77
		KAR	49.00	49.00	49.00	0.00	0.00
		QTA	46.50	46.50	46.50	0.00	0.00
063. Hosiery Products							
2821001. UNDER WEAR MED. SIZE AVG. QLTY.	DOZ.	LAH	1380.00	1380.00	1270.00	0.00	8.66
		FAS	900.00	900.00	900.00	0.00	0.00
		RAW	1975.00	1937.50	1912.50	1.94	3.27

Contd.

7.10 Intercity Wholesale Prices of Selected Commodities

Group/Commodity/Item Specification	Unit	City	Prices (Rs.)			% Change in Nov., 2018 Over	
			Nov., 2018	Oct., 2018	Nov., 2017	Oct., 2018	Nov., 2017
		KAR	1140.00	1140.00	1140.00	0.00	0.00
		SKR	960.00	960.00	960.00	0.00	0.00
		PSH	1440.00	1440.00	1440.00	0.00	0.00
		QTA	900.00	900.00	540.00	0.00	66.67
2821002. VEST (BANYAN)MED. SIZE AVG. QLTY.	DOZ.	LAH	1400.00	1400.00	1310.00	0.00	6.87
		FAS	1020.00	1020.00	1020.00	0.00	0.00
		RAW	1975.00	1937.50	1912.50	1.94	3.27
		KAR	1260.00	1260.00	1260.00	0.00	0.00
		SKR	1320.00	1320.00	1320.00	0.00	0.00
		PSH	1470.00	1470.00	1470.00	0.00	0.00
		QTA	1020.00	1020.00	720.00	0.00	41.67
2821003. SOCKS NYLON MIXED GENTS SUP. QLTY.	DOZ.	LAH	720.00	720.00	660.00	0.00	9.09
		FAS	780.00	780.00	780.00	0.00	0.00
		RAW	812.50	812.50	812.50	0.00	0.00
		KAR	930.00	930.00	930.00	0.00	0.00
		SKR	960.00	960.00	900.00	0.00	6.67
		PSH	625.00	625.00	625.00	0.00	0.00
		QTA	900.00	900.00	620.00	0.00	45.16
2821004. SOCKS COTTON GENTS AVG. QLTY.	DOZ.	LAH	1125.00	1125.00	1087.50	0.00	3.45
		FAS	510.00	510.00	510.00	0.00	0.00
		KAR	702.00	702.00	702.00	0.00	0.00
064. Readymade Garments							
2823101. PANTS GENTS (W&W) AVG. QLTY.	DOZ.	LAH	4750.00	4750.00	4750.00	0.00	0.00
		RAW	7900.00	7900.00	7900.00	0.00	0.00
		KAR	5730.00	5730.00	5730.00	0.00	0.00
2823102. SHORT	DOZ.	LAH	1250.00	1250.00	1250.00	0.00	0.00
		KAR	2280.00	1350.00	1350.00	68.89	68.89
		HYD	1800.00	1800.00	1800.00	0.00	0.00
2823103. AWAMI SUIT(W&W) AVG. QLTY.	DOZ.	LAH	10000.00	10000.00	10000.00	0.00	0.00
		RAW	14350.00	14350.00	14350.00	0.00	0.00
		KAR	11700.00	8600.00	7900.00	36.05	48.10
		QTA	6400.00	6400.00	6600.00	0.00	-3.03
2823201. SHIRT GENTS (W&W) AVG. QLTY.	DOZ.	LAH	2505.00	3225.00	3225.00	-22.33	-22.33
		RAW	4375.00	4375.00	4375.00	0.00	0.00
		KAR	4740.00	3960.00	3540.00	19.70	33.90
2823301. GIRL'S FROCK (W&W)	DOZ.	LAH	8750.00	8750.00	8750.00	0.00	0.00
		RAW	12825.00	12825.00	12825.00	0.00	0.00
		KAR	8100.00	8100.00	7500.00	0.00	8.00
3c) Leather Products							
065. Leather Without Hair							
2912001. SOLE LEATHER 5 MM GR-1	KG.	SAH	665.00	650.00	650.00	2.31	2.31
		KSR	510.00	510.00	425.00	0.00	20.00
2912002. SOLE LEATHER 4.5 MM GR-1	KG.	SAH	700.00	675.00	675.00	3.70	3.70
		KSR	550.00	550.00	490.00	0.00	12.24
2912003. SOLE LEATHER 4 MM GR-1	KG.	SAH	715.00	700.00	700.00	2.14	2.14
		KSR	570.00	570.00	510.00	0.00	11.76
066. Other Leather N.E.C							
2913001. CHROME LEATHER COW ANALINE GR-I	DM.	SAH	19.37	18.29	18.29	5.90	5.90
		KSR	50.00	50.00	20.45	0.00	144.50
2913002. CHROME LEATHER COW ANALINE GR-II	DM.	SAH	18.29	17.22	17.22	6.21	6.21
		KSR	35.00	35.00	18.22	0.00	92.10
2913003. CHROME LEATHER BUFF CALF (SUP)	DM.	SAH	17.76	16.68	16.68	6.47	6.47
		KSR	35.00	35.00	18.00	0.00	94.44
2913004. CHROME LEATHER BUFF CALF (B)	DM.	SAH	17.22	16.14	16.14	6.69	6.69
		KSR	30.00	30.00	15.00	0.00	100.00
067. Footwears							
2933001. GENTS SHOES PAUL BATA	PAIR	LAH	818.23	818.23	818.23	0.00	0.00
2933002. GENTS SANDAL BATA	PAIR	LAH	572.51	572.51	572.51	0.00	0.00
2933003. GENTS SLATE CHAPPAL BATA	PAIR	LAH	110.08	110.08	110.08	0.00	0.00

Contd.

7.10 Intercity Wholesale Prices of Selected Commodities

Group/Commodity/Item Specification	Unit	City	Prices (Rs.)			% Change in Nov., 2018 Over	
			Nov., 2018	Oct., 2018	Nov., 2017	Oct., 2018	Nov., 2017
2933004. LADIES SANDAL BATA (EMOZIAN)	PAIR	LAH	490.61	490.61	490.61	0.00	0.00
2933005. LADIES SPOUNG CHAPPAL BATA(TROPICAL)	PAIR	LAH	146.27	146.27	109.52	0.00	33.56
2933006. CHILD SHOE POWER LIFE BATA	PAIR	LAH	818.23	818.23	550.00	0.00	48.77
2933007. GENTS SHOES ART 1109 SERVIS	PAIR	LAH	477.00	477.00	477.00	0.00	0.00
2933008. CHEETAH 50 SIZE 3.5	PAIR	LAH	1425.00	1425.00	1091.00	0.00	30.61
2933009. SERVIS SHOES WOMEN	PAIR	LAH	370.00	370.00	370.00	0.00	0.00
2933010. SERVIS SHOES CHILDREN	PAIR	LAH	299.00	299.00	257.00	0.00	16.34
4. Other Transportable Goods							
068. Timber							
3131001. TIMBER SHEESHAM	CMT.	LAH	82988.50	82988.50	71510.50	0.00	16.05
		RAW	85640.50	80341.00	76809.50	6.60	11.50
		KAR	61000.00	61000.00	59000.00	0.00	3.39
		PSH	56503.00	56503.00	56503.00	0.00	0.00
		QTA	55582.00	55582.00	55582.00	0.00	0.00
3131002. TIMBER KERUING PINE WOOD	CMT.	RAW	76809.50	73278.00	67981.00	4.82	12.99
		KAR	59000.00	59000.00	59000.00	0.00	0.00
3131003. TIMBER PERTAL	CMT.	LAH	44142.00	44142.00	41494.00	0.00	6.38
		RAW	62683.50	59152.00	55620.50	5.97	12.70
		KAR	43000.00	43000.00	43000.00	0.00	0.00
		PSH	56496.00	56496.00	56496.00	0.00	0.00
		QTA	31050.00	31050.00	31050.00	0.00	0.00
3131004. TIMBER CHIR	CMT.	LAH	42377.00	42377.00	41494.00	0.00	2.13
		RAW	55622.00	53855.00	50323.50	3.28	10.53
		KAR	34500.00	34500.00	34500.00	0.00	0.00
3131005. TIMBER DEODAR	CMT.	RAW	119187.00	117421.00	111241.00	1.50	7.14
		KAR	112500.00	112500.00	112500.00	0.00	0.00
		PSH	105938.00	105938.00	105938.00	0.00	0.00
		QTA	88000.00	88000.00	88000.00	0.00	0.00
3131006. TIMBER TEAK WOOD	CMT.	LAH	211884.00	211884.00	177452.50	0.00	19.40
		KAR	155000.00	155000.00	155000.00	0.00	0.00
069. Printing Paper							
3212901. OFFSET PAPER FLYING FINISH	KG.	KAR	82.00	82.00	82.00	0.00	0.00
3212902. ART PAPER "LEYKAM"/CHINA	KG.	KAR	115.00	115.00	115.00	0.00	0.00
3212903. PRINTING PAPER ROYAL CENTURY	KG.	KAR	90.00	90.00	90.00	0.00	0.00
3212904. PHOTOSTAT PAPER 210X297 A-4(80GM)	KG.	KAR	560.00	560.00	346.25	0.00	61.73
070. Hard Board							
3213301. KRAFT LINES BOARD (BRAZIL-125)	KG.	KAR	140.00	140.00	108.00	0.00	29.63
071. Coke							
3310001. COKE	MT.	KAR	60000.00	60000.00	60000.00	0.00	0.00
072. Motor Spirit							
3331001. MOTOR SPRIT 87 RON	LTR.	KAR	97.77	92.77	75.93	5.39	28.76
073. Diesel Oil							
3333001. DIESEL OIL LIGHT SPEED (BULK)	LTR.	KAR	82.38	75.90	48.93	8.54	68.36
3333002. DIESEL OIL HIGH SPEED(BULK)	LTR.	KAR	112.80	106.43	84.53	5.99	33.44
074. Kerosine Oil							
3334001. KEROSENE OIL	LTR.	KAR	86.50	83.43	53.05	3.68	63.05
075. Furnace Oil							
3337001. HIGH SULPHER FURNACE OIL(HSFO)	MT.	KAR	72192.50	70164.00	40752.50	2.89	77.15
076. Mobil Oil							
3338001. HAVOLINE MOBIL OIL PETROL ENGN.	4 LTR.	FAS	2300.00	2300.00	1950.00	0.00	17.95
		RAW	2025.00	2025.00	1987.50	0.00	1.89
		MUL	1600.00	1600.00	1600.00	0.00	0.00
		GJT	1749.00	1749.00	1749.00	0.00	0.00
		KAR	2145.00	1940.00	2030.00	10.57	5.67
		PSH	1880.00	1880.00	1880.00	0.00	0.00
		QTA	1670.00	1670.00	1670.00	0.00	0.00
3338002. HAVOLINE MOBIL OIL CNG ENGN.	4 LTR.	FAS	1900.00	1900.00	1600.00	0.00	18.75
		RAW	1987.50	1987.50	1962.50	0.00	1.27
		MUL	1550.00	1550.00	1550.00	0.00	0.00

Contd.

7.10 Intercity Wholesale Prices of Selected Commodities

Group/Commodity/Item Specification	Unit	City	Prices (Rs.)			% Change in Nov., 2018 Over	
			Nov., 2018	Oct., 2018	Nov., 2017	Oct., 2018	Nov., 2017
		GJT	1749.00	1749.00	1749.00	0.00	0.00
		KAR	2245.00	2210.00	1800.00	1.58	24.72
		PSH	2060.00	2060.00	2060.00	0.00	0.00
		QTA	1725.00	1725.00	1725.00	0.00	0.00
077. Chemicals							
3414001. STEARIC ACID	LB.	LAH	86.26	89.00	73.95	-3.08	16.65
		KAR	82.50	83.00	83.00	-0.60	-0.60
3414002. ACETIC ACID	LB.	LAH	81.00	81.00	56.55	0.00	43.24
		KAR	61.00	61.00	44.00	0.00	38.64
		PSH	90.00	90.00	48.00	0.00	87.50
3414003. TARTARIC POWDER	50 KG.	LAH	20000.00	20000.00	18000.00	0.00	11.11
		KAR	18500.00	18250.00	3700.00	1.37	400.00
3414004. CITRIC ACID	50 KG.	LAH	6600.00	6800.00	7200.00	-2.94	-8.33
		KAR	6250.00	6125.00	6100.00	2.04	2.46
		PSH	6750.00	6750.00	7200.00	0.00	-6.25
3414005. CHINA CLAY	M.T.	KAR	30000.00	30000.00	30000.00	0.00	0.00
3414006. BLEACHING POWDER	50 KG.	LAH	2700.00	2700.00	2600.00	0.00	3.85
		KSR	2700.00	2700.00	2675.00	0.00	0.93
		KAR	3100.00	3100.00	3100.00	0.00	0.00
		PSH	2900.00	2900.00	2800.00	0.00	3.57
3414007. GLUCOSE POWDER	50 KG.	LAH	5200.00	5200.00	4400.00	0.00	18.18
		KAR	3675.00	3675.00	3675.00	0.00	0.00
		PSH	4800.00	4800.00	4400.00	0.00	9.09
3422001. ZINC OXIDE	50 KG.	LAH	35000.00	35000.00	30000.00	0.00	16.67
		PSH	15000.00	15000.00	15000.00	0.00	0.00
3423101. CAUSTIC SODA	50 KG.	LAH	5000.00	4800.00	4080.00	4.17	22.55
		KSR	5000.00	4800.00	4080.00	4.17	22.55
		KAR	5150.00	4900.00	4625.00	5.10	11.35
		PSH	5000.00	5000.00	4200.00	0.00	19.05
3423102. SULPHURIC ACID	100 KG.	LAH	2960.00	2960.00	2600.00	0.00	13.85
		KAR	3100.00	2950.00	2320.00	5.08	33.62
		PSH	2400.00	2400.00	2000.00	0.00	20.00
3423103. MERCURY	KG.	LAH	12000.00	10000.00	12000.00	20.00	0.00
		KAR	16000.00	16000.00	8500.00	0.00	88.24
		PSH	10000.00	10000.00	6000.00	0.00	66.67
3424001. SODA ASH LIGHT 80 KG. BAG	BAG	LAH	4400.00	4080.00	3552.00	7.84	23.87
		KSR	4080.00	4080.00	3552.00	0.00	14.86
		KAR	2625.00	2450.00	1975.00	7.14	32.91
		PSH	4160.00	3920.00	3600.00	6.12	15.56
3424002. SODIUM BI- CARBONATE.	50 KG.	LAH	2700.00	2600.00	2400.00	3.85	12.50
		KAR	2575.00	2450.00	2135.00	5.10	20.61
		PSH	2600.00	2500.00	2300.00	4.00	13.04
3424003. SALT EPSUM	100 KG.	LAH	2400.00	2400.00	1600.00	0.00	50.00
		KAR	2500.00	2000.00	1980.00	25.00	26.26
		PSH	3000.00	4000.00	2400.00	-25.00	25.00
078. Dyeing Material							
3431001. DYES RED B-BASE	LB.	KAR	300.00	300.00	270.00	0.00	11.11
3431002. DYES ORITEX JAPAN RED HR-2.	LB.	KAR	225.00	225.00	225.00	0.00	0.00
3431003. DYED REACTIVE VIOLET H-3R	LB.	KAR	250.00	250.00	250.00	0.00	0.00
079. Fertilizers							
3461101. SONA UREA	MT.	LAH	33500.00	31500.00	26000.00	6.35	28.85
		FAS	36000.00	35200.00	28000.00	2.27	28.57
		MUL	34600.00	34600.00	26600.00	0.00	30.08
		PSH	34400.00	34200.00	27400.00	0.58	25.55
3461102. KISAN UREA	MT.	LAH	33500.00	31500.00	26000.00	6.35	28.85
		FAS	36000.00	35200.00	27000.00	2.27	33.33
		MUL	33400.00	33400.00	25600.00	0.00	30.47
		GUJ	31000.00	31000.00	26000.00	0.00	19.23
		PSH	34000.00	33800.00	26400.00	0.59	28.79

Contd.

7.10 Intercity Wholesale Prices of Selected Commodities

Group/Commodity/Item Specification	Unit	City	Prices (Rs.)			% Change in Nov., 2018 Over	
			Nov., 2018	Oct., 2018	Nov., 2017	Oct., 2018	Nov., 2017
			3461401. CALCIUM AMMONIUM NITRATE	MT.	LAH	31000.00	25000.00
		FAS	32000.00	32000.00	24000.00	0.00	33.33
		MUL	29400.00	29400.00	21600.00	0.00	36.11
		GUJ	32000.00	29000.00	25000.00	10.34	28.00
		PSH	31000.00	31000.00	31000.00	0.00	0.00
3462101. SINGLE SUPPER PHOSPHATE (GR) 18PC	MT.	LAH	20000.00	16000.00	16000.00	25.00	25.00
		FAS	20000.00	20000.00	18000.00	0.00	11.11
		MUL	17200.00	17200.00	14600.00	0.00	17.81
		GUJ	19000.00	19000.00	16000.00	0.00	18.75
		PSH	20000.00	20000.00	17000.00	0.00	17.65
3462102. SINGLE SUPER PHOSPHATE (PD) 18PC	MT.	LAH	21000.00	21000.00	21000.00	0.00	0.00
		FAS	21950.00	21950.00	21950.00	0.00	0.00
		MUL	21900.00	21900.00	21900.00	0.00	0.00
		GUJ	22000.00	22000.00	22000.00	0.00	0.00
		PSH	25100.00	25100.00	25100.00	0.00	0.00
3462103. TRIPLE SUPER PHOSPHATE (GR)	MT.	LAH	61750.00	61750.00	61750.00	0.00	0.00
		FAS	61850.00	61850.00	61850.00	0.00	0.00
		MUL	62050.00	62050.00	62050.00	0.00	0.00
		GUJ	66000.00	66000.00	66000.00	0.00	0.00
		PSH	60000.00	60000.00	60000.00	0.00	0.00
3463201. SULPHATE OF POTASH	MT.	LAH	61500.00	61500.00	61500.00	0.00	0.00
		MUL	83600.00	83600.00	83600.00	0.00	0.00
		KSR	61500.00	61500.00	61500.00	0.00	0.00
3464101. NITRO PHOSPHATE	MT.	LAH	56400.00	54000.00	35500.00	4.44	58.87
		FAS	58000.00	58000.00	42000.00	0.00	38.10
		MUL	55400.00	55400.00	39600.00	0.00	39.90
		GUJ	58000.00	57000.00	37200.00	1.75	55.91
		PSH	40300.00	57000.00	40000.00	-29.30	0.75
3464201. DIA-AMMONIUM PHOSPHATE	MT.	LAH	66000.00	67000.00	48000.00	-1.49	37.50
		FAS	74000.00	74000.00	56000.00	0.00	32.14
		MUL	69400.00	69400.00	53200.00	0.00	30.45
		GUJ	71000.00	70000.00	52000.00	1.43	36.54
		PSH	72000.00	72000.00	57000.00	0.00	26.32
3464401. NITROGEN PHOSPHATE AND POTACIUM(NPK)	MT.	LAH	56000.00	54000.00	46000.00	3.70	21.74
		GUJ	58000.00	58000.00	58000.00	0.00	0.00
		SAR	53600.00	51500.00	45400.00	4.08	18.06
		HYD	39600.00	39600.00	39600.00	0.00	0.00
080. Pesticides							
3466101. THIODAN 35 EC(AGRICULTURE) 1 LTR	BOTTLE	LAH	700.00	700.00	700.00	0.00	0.00
		FAS	1100.00	1100.00	1100.00	0.00	0.00
		MUL	1200.00	1200.00	1200.00	0.00	0.00
		SAR	875.00	875.00	875.00	0.00	0.00
		GJT	500.00	500.00	500.00	0.00	0.00
		HYD	750.00	750.00	750.00	0.00	0.00
		MPK	600.00	600.00	0.00	0.00	-----
3466102. DURSBAN TC(TERMITICIDE CONC.)	BOTTLE	LAH	1600.00	1600.00	1600.00	0.00	0.00
		FAS	1480.00	1480.00	1260.00	0.00	17.46
		MUL	1550.00	1550.00	1550.00	0.00	0.00
		SAR	1200.00	1100.00	1000.00	9.09	20.00
3466103. SARSABZ (VEGETABLES) 1 LTR.	BOTTLE	LAH	300.00	300.00	300.00	0.00	0.00
		FAS	340.00	340.00	340.00	0.00	0.00
		MUL	700.00	700.00	700.00	0.00	0.00
		SAR	350.00	300.00	250.00	16.67	40.00
		GJT	500.00	500.00	500.00	0.00	0.00
3466104. MALATHION (ALL ANIMALS) 1 LTR.	BOTTLE	LAH	700.00	700.00	700.00	0.00	0.00
		FAS	1300.00	1300.00	1220.00	0.00	6.56
		GUJ	1100.00	1100.00	1100.00	0.00	0.00
		GJT	1200.00	1200.00	1200.00	0.00	0.00

Contd.

7.10 Intercity Wholesale Prices of Selected Commodities

Group/Commodity/Item Specification	Unit	City	Prices (Rs.)			% Change in Nov., 2018 Over	
			Nov., 2018	Oct., 2018	Nov., 2017	Oct., 2018	Nov., 2017
081. Insecticides							
3471001. L-D POLYTHYLENE	LB.	KAR	93.40	90.43	79.31	3.28	17.77
3473001. POLYSTRENE GP.	55 LB.	KAR	4745.00	4745.00	4745.00	0.00	0.00
082. Paints & Varnishes							
3511001. SYN CLEAR VARNISH (BUXLYS)	3 LTR.	LAH	1377.00	1377.00	1020.00	0.00	35.00
		KAR	1750.00	1700.00	1225.00	2.94	42.86
3511002. SYN CLEAR VARNISH (BERGER)	3 LTR.	LAH	1377.00	1377.00	1300.00	0.00	5.92
		KAR	1725.00	1700.00	1375.00	1.47	25.45
3511003. SYN ENAMEL VIP (BERGER)	3.6 LTR	LAH	2450.00	2450.00	1950.00	0.00	25.64
		RAW	1590.00	1565.00	1365.00	1.60	16.48
		KAR	1675.00	1650.00	1650.00	1.52	1.52
3511004. SYN ENAMEL 413 (BUXLYS)	3.6 LTR	LAH	1520.00	1520.00	1400.00	0.00	8.57
		RAW	1610.00	1590.00	1412.50	1.26	13.98
		KAR	1650.00	1650.00	1650.00	0.00	0.00
3511005. VIP PLASTIC EMULSION (BERGER)	4 LTR.	LAH	2300.00	2300.00	1900.00	0.00	21.05
		RAW	1925.00	1875.00	1640.00	2.67	17.38
		KAR	1500.00	1500.00	1500.00	0.00	0.00
3511006. PLASTIC BOUND DISTEMPER(BUXLYS)	6 KG.	LAH	1500.00	1500.00	1200.00	0.00	25.00
		RAW	1215.00	1165.00	990.00	4.29	22.73
		KAR	1100.00	1100.00	975.00	0.00	12.82
3511007. ICI PLASTIC EMULSION	4 LTR	LAH	2100.00	2100.00	2100.00	0.00	0.00
		RAW	2090.00	2040.00	1812.50	2.45	15.31
		KAR	1750.00	1750.00	1750.00	0.00	0.00
083. Medicines							
3526001. PANADOL TAB. (200)	PACKET	LAH	162.00	162.00	162.00	0.00	0.00
		RAW	212.50	212.50	195.50	0.00	8.70
		MUL	212.05	212.05	204.00	0.00	3.95
		KAR	211.00	211.00	205.00	0.00	2.93
		MPK	153.00	153.00	153.00	0.00	0.00
		PSH	215.00	210.00	207.00	2.38	3.86
		QTA	240.00	200.00	200.00	20.00	20.00
3526002. DISPRIN TAB. (600)	PACKET	LAH	555.00	555.00	555.00	0.00	0.00
		RAW	715.00	715.00	675.00	0.00	5.93
		MUL	683.04	683.04	656.88	0.00	3.98
		KAR	638.00	638.00	638.00	0.00	0.00
		MPK	550.00	550.00	550.00	0.00	0.00
		PSH	663.00	663.00	564.00	0.00	17.55
		QTA	660.00	660.00	600.00	0.00	10.00
3526003. FLAGYL TAB. (200)	PACKET	LAH	278.00	278.00	278.00	0.00	0.00
		RAW	255.00	255.00	255.00	0.00	0.00
		MUL	267.83	267.83	267.83	0.00	0.00
		KAR	268.00	268.00	268.00	0.00	0.00
		MPK	315.00	315.00	315.00	0.00	0.00
		PSH	274.00	274.00	274.00	0.00	0.00
		QTA	300.00	300.00	180.00	0.00	66.67
3526004. VENTOLIN TAB.(100)	PACKET	LAH	92.00	92.00	92.00	0.00	0.00
		RAW	89.00	89.00	85.00	0.00	4.71
		MUL	126.02	126.02	121.00	0.00	4.15
		KAR	86.53	86.53	86.53	0.00	0.00
		MPK	73.20	73.20	73.20	0.00	0.00
		PSH	85.00	85.00	85.00	0.00	0.00
		QTA	90.00	90.00	90.00	0.00	0.00
3526005. DAONIL TAB. (60)	PACKET	LAH	86.00	86.00	86.00	0.00	0.00
		RAW	86.50	86.50	86.50	0.00	0.00
		MUL	86.31	86.31	86.31	0.00	0.00
		KAR	88.00	88.00	88.00	0.00	0.00
		MPK	80.00	80.00	80.00	0.00	0.00
		PSH	90.00	90.00	102.00	0.00	-11.76
		QTA	90.00	90.00	90.00	0.00	0.00

Contd.

7.10 Intercity Wholesale Prices of Selected Commodities

Group/Commodity/Item Specification	Unit	City	Prices (Rs.)			% Change in Nov., 2018 Over	
			Nov., 2018	Oct., 2018	Nov., 2017	Oct., 2018	Nov., 2017
			3526006. ENTOX TAB. (100)	PACKET	LAH	135.00	135.00
		RAW	115.50	115.50	115.50	0.00	0.00
		MUL	127.65	127.65	127.65	0.00	0.00
		KAR	130.00	130.00	130.00	0.00	0.00
		MPK	85.00	85.00	85.00	0.00	0.00
		PSH	130.00	130.00	130.00	0.00	0.00
		QTA	150.00	150.00	150.00	0.00	0.00
3526007. CALCIUM TAB. 1000 SANDOZ	06 BOTT	LAH	678.00	678.00	642.00	0.00	5.61
		RAW	647.50	647.50	620.00	0.00	4.44
		MUL	678.72	678.72	634.64	0.00	6.95
		KAR	661.00	661.00	660.00	0.00	0.15
		MPK	530.00	530.00	530.00	0.00	0.00
		PSH	684.00	660.00	660.00	3.64	3.64
		QTA	780.00	780.00	636.00	0.00	22.64
3526008. RENITEC TAB. 5 MG. (20)	PACKET	LAH	87.56	87.56	87.56	0.00	0.00
		RAW	112.50	112.50	99.50	0.00	13.07
		MUL	102.85	102.85	99.45	0.00	3.42
		KAR	100.00	100.00	100.00	0.00	0.00
		MPK	88.00	88.00	88.00	0.00	0.00
		PSH	101.00	101.00	101.00	0.00	0.00
		QTA	102.00	102.00	102.00	0.00	0.00
3526009. CARMINA (150 TABLETS)	06 BOTT	LAH	190.00	190.00	190.00	0.00	0.00
		RAW	215.00	215.00	195.00	0.00	10.26
		MUL	206.00	206.00	206.00	0.00	0.00
		KAR	207.00	207.00	207.00	0.00	0.00
		PSH	170.00	170.00	170.00	0.00	0.00
3526010. SUALIN (250 TAB.) STRIP	EACH	LAH	115.00	115.00	115.00	0.00	0.00
		RAW	147.50	147.50	147.50	0.00	0.00
		KAR	132.00	132.00	132.00	0.00	0.00
		PSH	135.00	135.00	135.00	0.00	0.00
3526011. SANCOS SYRUP 60 MG.	06 BOTT	LAH	157.00	157.00	157.00	0.00	0.00
		RAW	142.50	142.50	142.50	0.00	0.00
		MUL	168.00	168.00	168.00	0.00	0.00
		KAR	177.00	177.00	177.00	0.00	0.00
		MPK	177.00	177.00	177.00	0.00	0.00
		PSH	184.00	184.00	184.00	0.00	0.00
		QTA	172.20	172.20	172.20	0.00	0.00
3526012. PHENRGONE SYRUP 120 MG	06 BOTT	LAH	190.00	190.00	179.66	0.00	5.76
		RAW	180.00	180.00	168.00	0.00	7.14
		MUL	180.30	180.30	168.30	0.00	7.13
		KAR	198.00	198.00	198.00	0.00	0.00
		MPK	170.00	170.00	170.00	0.00	0.00
		PSH	180.00	180.00	171.00	0.00	5.26
		QTA	204.00	192.00	192.00	6.25	6.25
3526013. CALPOL SYRUP	06 BOTT	LAH	146.00	146.00	146.00	0.00	0.00
		RAW	165.00	165.00	152.00	0.00	8.55
		MUL	140.76	140.76	140.76	0.00	0.00
		KAR	150.00	150.00	150.00	0.00	0.00
		MPK	128.50	128.50	128.50	0.00	0.00
		PSH	144.48	144.48	144.48	0.00	0.00
		QTA	126.00	126.00	126.00	0.00	0.00
3526014. HYDERLIN SYRUP	06 BOTT	LAH	360.00	360.00	360.00	0.00	0.00
		RAW	357.50	357.50	357.50	0.00	0.00
		MUL	351.90	351.90	351.90	0.00	0.00
		KAR	352.00	352.00	352.00	0.00	0.00
		MPK	380.00	380.00	380.00	0.00	0.00
		PSH	360.00	360.00	356.00	0.00	1.12
		QTA	414.00	414.00	414.00	0.00	0.00

Contd.

7.10 Intercity Wholesale Prices of Selected Commodities

Group/Commodity/Item Specification	Unit	City	Prices (Rs.)			% Change in Nov., 2018 Over	
			Nov., 2018	Oct., 2018	Nov., 2017	Oct., 2018	Nov., 2017
			3526015. SAFI HAMDARD 100 ML	06 BOTT	LAH	228.00	228.00
		RAW	275.00	275.00	275.00	0.00	0.00
		MUL	282.00	282.00	234.00	0.00	20.51
		KAR	306.00	306.00	306.00	0.00	0.00
		PSH	360.00	360.00	300.00	0.00	20.00
		QTA	348.00	348.00	348.00	0.00	0.00
3526016. HONEY TUBE (HAMDARD)	06 TUBE	LAH	540.00	540.00	540.00	0.00	0.00
		KAR	552.00	552.00	552.00	0.00	0.00
		MPK	720.00	720.00	516.00	0.00	39.53
		PSH	540.00	540.00	540.00	0.00	0.00
		QTA	582.00	582.00	582.00	0.00	0.00
3526017. BETNOVATE-N OINTMENT	06 TUBE	LAH	170.00	170.00	170.00	0.00	0.00
		RAW	166.50	166.50	166.50	0.00	0.00
		MUL	170.04	170.04	170.04	0.00	0.00
		KAR	168.00	168.00	168.00	0.00	0.00
		MPK	186.00	186.00	186.00	0.00	0.00
		PSH	174.00	174.00	174.00	0.00	0.00
		QTA	186.00	186.00	186.00	0.00	0.00
3526018. BURNOL	06 TUBE	LAH	282.00	282.00	282.00	0.00	0.00
		RAW	282.00	282.00	0.00	0.00	-----
		MUL	282.60	282.60	282.60	0.00	0.00
		KAR	288.00	288.00	288.00	0.00	0.00
		MPK	271.00	271.00	271.00	0.00	0.00
		PSH	286.00	286.00	286.00	0.00	0.00
		QTA	321.12	321.12	321.12	0.00	0.00
3526019. O.R.S.FLAVOURED (SEARLE)	DOZEN	LAH	192.00	192.00	192.00	0.00	0.00
		RAW	183.50	183.50	183.50	0.00	0.00
		MUL	216.75	216.75	183.60	0.00	18.06
		KAR	216.00	216.00	216.00	0.00	0.00
		PSH	188.00	188.00	188.00	0.00	0.00
		QTA	180.00	180.00	156.00	0.00	15.38
3526020. JOSHANDA HAMDARD	DOZEN	LAH	240.00	240.00	240.00	0.00	0.00
		MUL	255.00	255.00	255.00	0.00	0.00
		KAR	324.00	324.00	324.00	0.00	0.00
		MPK	240.00	240.00	240.00	0.00	0.00
		PSH	110.00	110.00	110.00	0.00	0.00
		QTA	221.00	221.00	221.00	0.00	0.00
3526021. COTTON BANDAGE 2" SIZE	06 NO.S	LAH	39.00	39.00	39.00	0.00	0.00
		RAW	54.50	54.50	48.00	0.00	13.54
		MUL	24.00	24.00	24.00	0.00	0.00
		KAR	30.00	30.00	30.00	0.00	0.00
		MPK	54.00	54.00	54.00	0.00	0.00
		PSH	40.00	40.00	40.00	0.00	0.00
084. Soaps & Detergents							
3532101. LIFE BOUY SOAP (125 GM.)	DOZ.	LAH	480.00	480.00	520.00	0.00	-7.69
		RAW	417.50	417.50	437.50	0.00	-4.57
		KSR	480.00	480.00	520.00	0.00	-7.69
		KAR	504.00	504.00	456.00	0.00	10.53
		PSH	540.00	432.00	468.00	25.00	15.38
		QTA	420.00	420.00	420.00	0.00	0.00
3532102. LUX-STD. (70 GM.)	DOZ.	LAH	393.00	393.00	375.00	0.00	4.80
		RAW	405.00	405.00	342.50	0.00	18.25
		KAR	390.00	390.00	390.00	0.00	0.00
		PSH	290.00	290.00	336.00	0.00	-13.69
		QTA	345.00	345.00	345.00	0.00	0.00
3532201. SUPER ACTIVE SURF (130 GM.)	DOZ.	LAH	230.00	230.00	230.00	0.00	0.00
		MUL	255.86	255.86	229.22	0.00	11.62
		KAR	228.00	228.00	228.00	0.00	0.00
		SKR	264.00	264.00	264.00	0.00	0.00

Contd.

7.10 Intercity Wholesale Prices of Selected Commodities

Group/Commodity/Item Specification	Unit	City	Prices (Rs.)			% Change in Nov., 2018 Over	
			Nov., 2018	Oct., 2018	Nov., 2017	Oct., 2018	Nov., 2017
3532202. ARIEL (100 GM)	DOZ.	LAH	230.00	230.00	230.00	0.00	0.00
		GUJ	228.00	228.00	228.00	0.00	0.00
		KAR	228.00	228.00	228.00	0.00	0.00
		MPK	200.00	180.00	180.00	11.11	11.11
3532203. VIM DETERGENT POLY BAG (1000 G.)	DOZ.	LAH	810.00	810.00	810.00	0.00	0.00
		RAW	765.00	765.00	765.00	0.00	0.00
		KAR	864.00	864.00	864.00	0.00	0.00
		SKR	720.00	720.00	720.00	0.00	0.00
		PSH	880.00	820.00	860.00	7.32	2.33
		MNG	900.00	900.00	900.00	0.00	0.00
3532204. MAXIMUM POWER BRITE POLYBAG(400GM)	DOZ.	LAH	1404.00	1404.00	1404.00	0.00	0.00
		RAW	1070.00	1070.00	1070.00	0.00	0.00
		KAR	1428.00	1428.00	1428.00	0.00	0.00
		MPK	1620.00	1416.00	1416.00	14.41	14.41
		PSH	1440.00	1440.00	1440.00	0.00	0.00
3532205. EXPRESS DETERGENT(1000GM)	DOZ.	KAR	2016.00	2016.00	2100.00	0.00	-4.00
3532206. WASHING SOAP BETA/SUFI/GUY	DOZ.	LAH	6000.00	6000.00	5440.00	0.00	10.29
		RAW	4275.00	4150.00	3825.00	3.01	11.76
		KSR	6000.00	6000.00	5440.00	0.00	10.29
		SKR	3440.00	3440.00	3440.00	0.00	0.00
		PSH	6400.00	5840.00	5840.00	9.59	9.59
3532207. WASHING SOAP NYLON 101 CAKE	DOZ.	LAH	269.00	269.00	269.00	0.00	0.00
		RAW	340.00	310.00	255.00	9.68	33.33
		SAR	300.00	300.00	290.00	0.00	3.45
		BNU	190.00	190.00	190.00	0.00	0.00
		QTA	300.00	300.00	300.00	0.00	0.00
3532301. TOOTHPASTE MACLEAN'S (LARGE SIZE)	DOZ.	RAW	575.00	575.00	575.00	0.00	0.00
		KAR	1080.00	1080.00	1080.00	0.00	0.00
3532302. TOOTHPASTE FARHAN'S (STD. SIZE)	DOZ.	KAR	492.00	492.00	492.00	0.00	0.00
3532303. TALC SAMSOL/SWISS MISS (STD.SIZE)	DOZ.	RAW	565.00	565.00	565.00	0.00	0.00
		KAR	1092.00	1092.00	1092.00	0.00	0.00
3532304. PONDS COLD CREAM (MED SIZE.)	DOZ.	LAH	1270.00	1270.00	1270.00	0.00	0.00
		RAW	1275.00	1165.00	1125.00	9.44	13.33
		KAR	1248.00	1248.00	1248.00	0.00	0.00
3532305. PONDS VANISHING CREAM (MED SIZE)	DOZ.	LAH	2450.00	2450.00	2450.00	0.00	0.00
		RAW	1275.00	1165.00	1125.00	9.44	13.33
		KAR	1009.00	1009.00	1009.00	0.00	0.00
3532306. ADMIRAL SHAVING CREAM (MED.SIZE)	DOZ.	LAH	810.00	810.00	756.00	0.00	7.14
		RAW	790.00	790.00	710.00	0.00	11.27
		KAR	750.00	750.00	750.00	0.00	0.00
3532307. HAIR BRYL CREAM (MED. SIZE).	DOZ.	RAW	1410.00	1360.00	1165.00	3.68	21.03
		KAR	1560.00	1560.00	1560.00	0.00	0.00
3532308. JOHNSON'S BABY POWDER/MOTHER CARE	DOZ.	KAR	1380.00	1380.00	1380.00	0.00	0.00
3532309. SUN SILK SHAMPOO LOCAL 10 ML.	DOZ.	RAW	51.00	51.00	51.00	0.00	0.00
		KAR	55.00	55.00	55.00	0.00	0.00
085. Auto Tyres							
3611101. AUTO TYRE GEN/SUZ/ALTO/MEHRAN	EACH	LAH	2700.00	2700.00	2700.00	0.00	0.00
		RAW	2625.00	2625.00	2425.00	0.00	8.25
		KAR	2525.00	2525.00	2525.00	0.00	0.00
3611201. MOTOR CYCLE TYRE YAMAHA-100	EACH	LAH	1210.00	1210.00	1210.00	0.00	0.00
		RAW	990.00	990.00	975.00	0.00	1.54
		KAR	810.00	810.00	810.00	0.00	0.00
3611202. MOTOR CYCLE TYRE HONDA CD-70	EACH	LAH	860.00	860.00	860.00	0.00	0.00
		RAW	990.00	990.00	975.00	0.00	1.54
		KAR	1050.00	1050.00	745.00	0.00	40.94
3611203. MOTOR CYCLE TYRE SUZUKI 80 CC.	EACH	LAH	960.00	960.00	960.00	0.00	0.00
		RAW	965.00	965.00	955.00	0.00	1.05
		KAR	1025.00	1025.00	1025.00	0.00	0.00

Contd.

7.10 Intercity Wholesale Prices of Selected Commodities

Group/Commodity/Item Specification	Unit	City	Prices (Rs.)			% Change in Nov., 2018 Over	
			Nov., 2018	Oct., 2018	Nov., 2017	Oct., 2018	Nov., 2017
			3611204. CYCLE TYRE SERVIS (28x1/2")	EACH	LAH	280.00	280.00
		KAR	190.00	190.00	190.00	0.00	0.00
3611205. CYCLE TYRE DIAMOND (28x1/2")	EACH	LAH	300.00	300.00	275.00	0.00	9.09
		RAW	287.50	287.50	287.50	0.00	0.00
		KAR	207.50	207.50	207.50	0.00	0.00
3611401. AUTO TUBE GEN/SUZ/ALTO/MEHRAN	EACH	LAH	300.00	300.00	270.00	0.00	11.11
		RAW	310.00	310.00	295.00	0.00	5.08
		KAR	305.00	305.00	305.00	0.00	0.00
3611402. MOTOR CYCLE TUBE YAMAHA-100	EACH	LAH	200.00	200.00	185.00	0.00	8.11
		RAW	215.00	215.00	215.00	0.00	0.00
		KAR	167.50	167.50	167.50	0.00	0.00
3611403. MOTOR CYCLE TUBE HONDA CD-70	EACH	LAH	190.00	190.00	175.00	0.00	8.57
		RAW	215.00	215.00	215.00	0.00	0.00
		KAR	159.00	159.00	159.00	0.00	0.00
3611404. MOTOR CYCLE TUBE SUZUKI 80 CC.	EACH	LAH	195.00	195.00	195.00	0.00	0.00
		KAR	172.50	172.50	172.50	0.00	0.00
3611405. CYCLE TUBES SERVIS (28x1/2)	EACH	LAH	105.00	105.00	105.00	0.00	0.00
		KAR	100.00	100.00	99.00	0.00	1.01
3611406. CYCLE TUBES DIAMOND (28x1/2)	EACH	LAH	110.00	110.00	110.00	0.00	0.00
		RAW	105.00	105.00	105.00	0.00	0.00
		KAR	96.50	96.50	96.50	0.00	0.00
086. Plastic Products							
3694001. WATER COOLER 9 LTR.	EACH	LAH	625.00	625.00	575.00	0.00	8.70
		KAR	465.00	465.00	465.00	0.00	0.00
		PSH	450.00	450.00	380.00	0.00	18.42
		QTA	525.00	525.00	410.00	0.00	28.05
3694002. BUCKET MED. SIZE	EACH	LAH	300.00	300.00	300.00	0.00	0.00
		GUJ	225.00	225.00	225.00	0.00	0.00
		GJT	220.00	220.00	220.00	0.00	0.00
		KAR	290.00	290.00	290.00	0.00	0.00
		PSH	350.00	350.00	350.00	0.00	0.00
		QTA	270.00	270.00	235.00	0.00	14.89
3694003. DINNER SET PLASTIC 42/48/52 PIECES	EACH	LAH	1975.00	1975.00	1975.00	0.00	0.00
		RAW	6000.00	6000.00	5725.00	0.00	4.80
		MUL	3500.00	3000.00	3000.00	16.67	16.67
		KAR	2400.00	2400.00	2400.00	0.00	0.00
		PSH	2100.00	2100.00	2100.00	0.00	0.00
		MNG	3100.00	3100.00	3000.00	0.00	3.33
3694004. HOT POT PLASTIC 3 PIECES	EACH	LAH	1550.00	1550.00	1225.00	0.00	26.53
		SKT	1000.00	1000.00	1000.00	0.00	0.00
		KAR	975.00	975.00	975.00	0.00	0.00
		PSH	1100.00	1000.00	930.00	10.00	18.28
		QTA	1000.00	1000.00	1050.00	0.00	-4.76
3694005. THERMOS STARVAC 1 LTR.	EACH	LAH	625.00	625.00	525.00	0.00	19.05
		GUJ	400.00	400.00	400.00	0.00	0.00
		KAR	525.00	525.00	525.00	0.00	0.00
		QTA	500.00	500.00	300.00	0.00	66.67
087. Glass sheets							
3711401. PL. GLASS SHEET 3 MM ABOVE 1 SQ.M	SQ.MTR.	LAH	465.00	385.00	385.00	20.78	20.78
		RAW	390.00	390.00	390.00	0.00	0.00
		KAR	740.00	710.00	710.00	4.23	4.23
		PSH	1350.00	1350.00	1306.00	0.00	3.37
3711402. FIG.GLASS SHEET ABOVE 1 SQ.M	SQ.MTR.	LAH	320.00	315.00	315.00	1.59	1.59
		RAW	340.00	340.00	340.00	0.00	0.00
		KAR	877.50	850.00	850.00	3.24	3.24
		PSH	860.00	860.00	860.00	0.00	0.00
088. Other Glass Articles							
3719101. JAR 4 LTR. LOCAL/FANCY/SILKY	DOZ.	RAW	1275.00	1275.00	1275.00	0.00	0.00
		KAR	810.00	810.00	810.00	0.00	0.00

Contd.

7.10 Intercity Wholesale Prices of Selected Commodities

Group/Commodity/Item Specification	Unit	City	Prices (Rs.)			% Change in Nov., 2018 Over	
			Nov., 2018	Oct., 2018	Nov., 2017	Oct., 2018	Nov., 2017
			3719301. TUMBLER 200 ML. FANCY (OMROC)	DOZ.	RAW	490.00	490.00
		KAR	870.00	870.00	870.00	0.00	0.00
3719302. JUG DIAMOND 1.2 LTR. FANCY (OMROC)	DOZ.	LAH	1775.00	1775.00	1775.00	0.00	0.00
		RAW	2025.00	2025.00	2025.00	0.00	0.00
		KAR	2450.00	2450.00	2450.00	0.00	0.00
3719303. TEA CUP SAUCER WHITE	DOZ.	LAH	725.00	725.00	725.00	0.00	0.00
		RAW	1125.00	1125.00	1125.00	0.00	0.00
		KAR	735.00	735.00	735.00	0.00	0.00
089. Ceramics & Sanitary Fixture							
3721001. EUROPEAN W/C (02/03) STD WHITE	EACH	LAH	1900.00	1900.00	1600.00	0.00	18.75
		RAW	1275.00	1275.00	1225.00	0.00	4.08
		GJT	1400.00	1400.00	1400.00	0.00	0.00
		KAR	2125.00	2125.00	2125.00	0.00	0.00
		PSH	4100.00	4100.00	4100.00	0.00	0.00
3721002. EUROPEAN W.C. (02/03)STD COLOUR	EACH	LAH	1850.00	1850.00	1700.00	0.00	8.82
		RAW	1375.00	1375.00	1325.00	0.00	3.77
		GJT	1600.00	1600.00	1600.00	0.00	0.00
		KAR	2275.00	2275.00	2275.00	0.00	0.00
3721003. ASIAN W.C. WHITE 18/22"	EACH	LAH	2000.00	2000.00	1850.00	0.00	8.11
		RAW	1375.00	1375.00	1325.00	0.00	3.77
		GJT	1200.00	1200.00	1200.00	0.00	0.00
		KAR	1075.00	1075.00	1075.00	0.00	0.00
		PSH	1160.00	900.00	850.00	28.89	36.47
3721004. ASIAN W.C. WHITE 15/22"	EACH	LAH	1500.00	1500.00	1250.00	0.00	20.00
		RAW	1275.00	1275.00	1225.00	0.00	4.08
		GJT	1000.00	1000.00	1000.00	0.00	0.00
		KAR	1025.00	1025.00	1025.00	0.00	0.00
		PSH	920.00	920.00	800.00	0.00	15.00
3721005. ASIAN W.C. COLOURED 18/22"	EACH	LAH	1950.00	1950.00	1850.00	0.00	5.41
		RAW	1575.00	1575.00	1525.00	0.00	3.28
		GUJ	1800.00	1800.00	1800.00	0.00	0.00
		GJT	1450.00	1450.00	1450.00	0.00	0.00
		KAR	1125.00	1125.00	1125.00	0.00	0.00
		PSH	1160.00	950.00	950.00	22.11	22.11
3721006. ASIAN W.C. COLOURED 15/22"	EACH	LAH	1550.00	1550.00	1350.00	0.00	14.81
		RAW	1375.00	1375.00	1325.00	0.00	3.77
		GUJ	1700.00	1700.00	1700.00	0.00	0.00
		GJT	1250.00	1250.00	1250.00	0.00	0.00
		KAR	1025.00	1025.00	1025.00	0.00	0.00
		PSH	1160.00	970.00	800.00	19.59	45.00
3721007. WASH BASIN 50 CM WHITE STD.	EACH	LAH	1700.00	1700.00	1450.00	0.00	17.24
		RAW	1375.00	1375.00	1325.00	0.00	3.77
		GJT	1350.00	1350.00	1350.00	0.00	0.00
		KAR	1450.00	1450.00	1450.00	0.00	0.00
		PSH	1900.00	1850.00	1850.00	2.70	2.70
3721008. WASH BASIN 50 CM LIGHT COLOUR	EACH	LAH	1700.00	1700.00	1450.00	0.00	17.24
		RAW	1462.50	1462.50	1425.00	0.00	2.63
		GJT	1150.00	1150.00	1150.00	0.00	0.00
		KAR	1650.00	1650.00	1650.00	0.00	0.00
		PSH	2000.00	1950.00	1750.00	2.56	14.29
3721009. SINK STAINLESS STEEL(KIT.)MED.SIZE	EACH	LAH	2100.00	2100.00	1850.00	0.00	13.51
		RAW	2775.00	2775.00	2525.00	0.00	9.90
		GUJ	1400.00	1400.00	1400.00	0.00	0.00
		KAR	1925.00	1725.00	1725.00	11.59	11.59
		PSH	1700.00	1700.00	1700.00	0.00	0.00
090. Bricks, Blocks & Tiles							
3732001. BRICKS	1000	LAH	10750.00	10250.00	8250.00	4.88	30.30
		RAW	10900.00	10400.00	9600.00	4.81	13.54
		GJT	8000.00	8000.00	8000.00	0.00	0.00

Contd.

7.10 Intercity Wholesale Prices of Selected Commodities

Group/Commodity/Item Specification	Unit	City	Prices (Rs.)			% Change in Nov., 2018 Over	
			Nov., 2018	Oct., 2018	Nov., 2017	Oct., 2018	Nov., 2017
		KSR	10750.00	10250.00	7950.00	4.88	35.22
		HYD	5500.00	5500.00	5000.00	0.00	10.00
		SKR	5800.00	5800.00	5800.00	0.00	0.00
		PSH	8500.00	8000.00	8000.00	6.25	6.25
		BNU	6450.00	7000.00	6275.00	-7.86	2.79
		QTA	6250.00	6250.00	6250.00	0.00	0.00
3732002. CEMENT BLOCKS	1000	KAR	20500.00	20500.00	20500.00	0.00	0.00
3732003. TILES PLAIN WHITE 8 X 10"	SQ.MTR	LAH	675.00	675.00	675.00	0.00	0.00
		RAW	490.00	490.00	490.00	0.00	0.00
		MUL	800.00	800.00	800.00	0.00	0.00
		KAR	612.50	612.50	612.50	0.00	0.00
3732004. TILES PLAIN COLOURED 8 X 10"	SQ.MTR	LAH	775.00	775.00	775.00	0.00	0.00
		RAW	590.00	590.00	590.00	0.00	0.00
		MUL	850.00	850.00	850.00	0.00	0.00
		KAR	690.00	690.00	690.00	0.00	0.00
091. Cement							
3744001. CEMENT JAVEDAN (EX-FACTORY)	MT.	KAR	8460.00	8460.00	8460.00	0.00	0.00
3744002. CEMENT WHITE	MT.	LAH	18350.00	18350.00	18350.00	0.00	0.00
		RAW	21850.00	21825.00	20350.00	0.11	7.37
		KAR	18900.00	18900.00	18900.00	0.00	0.00
		SKR	18750.00	18750.00	18750.00	0.00	0.00
3744003. SULP. RESISTING CEMENT(JAVEDAN)	MT.	KAR	12260.00	12260.00	9158.00	0.00	33.87
3744004. D.G. CEMENT (EX-FACTORY)	MT	LAH	9800.00	10000.00	8821.00	-2.00	11.10
3744005. LUCKY CEMENT (EX-FACTORY)	MT	KAR	12000.00	11800.00	11100.00	1.69	8.11
3744006. FAUJI CEMENT(EX-FACTORY)	MT	RAW	10900.00	9650.00	9400.00	12.95	15.96
092. Bed Foam							
3815001. BED FOAM	EACH	LAH	5000.00	5000.00	4300.00	0.00	16.28
		RAW	5450.00	5450.00	4850.00	0.00	12.37
		GUJ	3000.00	3000.00	3000.00	0.00	0.00
		KAR	2900.00	2900.00	2900.00	0.00	0.00
		QTA	3200.00	3200.00	3200.00	0.00	0.00
3815002. BED FOAM COMMANDER 6.5" X 6" X5"	EACH	LAH	6700.00	6700.00	6100.00	0.00	9.84
		FAS	9200.00	9200.00	7500.00	0.00	22.67
		RAW	8400.00	8400.00	7550.00	0.00	11.26
		GJT	7600.00	7600.00	7600.00	0.00	0.00
		KAR	7000.00	7000.00	7000.00	0.00	0.00
		HYD	8750.00	8750.00	8750.00	0.00	0.00
093. Matches							
3899801. MATCHES (70-75 STICKS) 10 BOXES	PACKET	LAH	12.00	12.00	12.00	0.00	0.00
		RAW	9.40	9.40	9.40	0.00	0.00
		KAR	15.00	15.00	15.00	0.00	0.00
		SKR	18.00	18.00	18.00	0.00	0.00
		PSH	16.20	16.20	16.20	0.00	0.00
5. Metal Product, Machinery & Equipment							
094. Pig Iron							
4111101. PIG IRON	MT.	KAR	40000.00	40000.00	40000.00	0.00	0.00
095. Steel Bar & Sheets							
4126101. M.S. ROUND BAR 1/4"	MT.	LAH	99000.00	97000.00	76000.00	2.06	30.26
		RAW	101500.00	98500.00	79250.00	3.05	28.08
		KAR	92500.00	92500.00	70000.00	0.00	32.14
		HYD	103000.00	100000.00	77000.00	3.00	33.77
		PSH	105000.00	105000.00	75000.00	0.00	40.00
		QTA	95000.00	94000.00	76000.00	1.06	25.00
4126102. M.S. ROUND BAR 3/8"	MT.	LAH	99500.00	97500.00	76500.00	2.05	30.07
		RAW	100500.00	97500.00	79250.00	3.08	26.81
		KAR	92500.00	92500.00	70000.00	0.00	32.14
		HYD	103000.00	100000.00	77000.00	3.00	33.77
		PSH	105000.00	105000.00	75000.00	0.00	40.00
		QTA	100000.00	99000.00	81000.00	1.01	23.46

Contd.

7.10 Intercity Wholesale Prices of Selected Commodities

Group/Commodity/Item Specification	Unit	City	Prices (Rs.)			% Change in Nov., 2018 Over	
			Nov., 2018	Oct., 2018	Nov., 2017	Oct., 2018	Nov., 2017
			4126103. M.S.ROUND BAR 1/2"	MT.	LAH	99000.00	97000.00
		RAW	100500.00	97500.00	79750.00	3.08	26.02
		KAR	92500.00	92500.00	70000.00	0.00	32.14
		HYD	103000.00	100000.00	77000.00	3.00	33.77
		PSH	95000.00	98000.00	73500.00	-3.06	29.25
		QTA	99000.00	98000.00	80000.00	1.02	23.75
4126104. M.S. ROUND BAR 1"	MT.	LAH	99200.00	97200.00	76200.00	2.06	30.18
		RAW	99500.00	96500.00	79750.00	3.11	24.76
		KAR	92500.00	92500.00	70000.00	0.00	32.14
		PSH	98000.00	98000.00	75000.00	0.00	30.67
4126105. M.S.RIBBED BAR 1/2" TO 1"	MT.	LAH	100000.00	98200.00	77200.00	1.83	29.53
		RAW	98500.00	95500.00	78750.00	3.14	25.08
		KAR	92500.00	92500.00	70000.00	0.00	32.14
4126106. M.S.RIBBED BAR 3/8"	MT.	LAH	94200.00	92200.00	77200.00	2.17	22.02
		RAW	98500.00	95500.00	77750.00	3.14	26.69
		KAR	92500.00	92500.00	71500.00	0.00	29.37
4126107. G.P.SHEET CUTTING JAPAN 24-30 BG	MT.	LAH	125000.00	115000.00	105000.00	8.70	19.05
		RAW	102500.00	99500.00	89750.00	3.02	14.21
		KAR	88600.00	88600.00	88600.00	0.00	0.00
		PSH	132000.00	132000.00	115000.00	0.00	14.78
4126108. G.S.SHEET 24 G.GALV.	MT.	LAH	135000.00	125000.00	115000.00	8.00	17.39
		RAW	102500.00	99500.00	89750.00	3.02	14.21
		KAR	89200.00	89200.00	89200.00	0.00	0.00
		PSH	136000.00	136000.00	115000.00	0.00	18.26
096. Pipe Fittings							
4129201. TEE 1/2"	DOZ.	LAH	550.00	550.00	425.00	0.00	29.41
		RAW	440.00	440.00	387.50	0.00	13.55
		KAR	415.00	415.00	415.00	0.00	0.00
		QTA	360.00	360.00	360.00	0.00	0.00
4129202. TEE 3/4"	DOZ.	LAH	670.00	670.00	530.00	0.00	26.42
		RAW	575.00	575.00	512.50	0.00	12.20
		KAR	540.00	540.00	540.00	0.00	0.00
		QTA	360.00	360.00	360.00	0.00	0.00
4129203. SOCKET 1/2"	DOZ.	LAH	325.00	325.00	275.00	0.00	18.18
		RAW	412.50	412.50	337.50	0.00	22.22
		KAR	246.00	246.00	246.00	0.00	0.00
		QTA	240.00	240.00	240.00	0.00	0.00
4129204. SOCKET 3/4"	DOZ.	LAH	430.00	430.00	365.00	0.00	17.81
		RAW	487.50	487.50	412.50	0.00	18.18
		KAR	310.00	310.00	310.00	0.00	0.00
		QTA	360.00	360.00	360.00	0.00	0.00
4129205. UNION 1/2"	DOZ.	LAH	920.00	920.00	792.00	0.00	16.16
		RAW	835.00	835.00	712.50	0.00	17.19
		KAR	812.00	812.00	812.00	0.00	0.00
		QTA	720.00	720.00	720.00	0.00	0.00
4129206. UNION 3/4"	DOZ.	LAH	1120.00	1120.00	900.00	0.00	24.44
		RAW	890.00	890.00	787.50	0.00	13.02
		KAR	1032.50	1032.50	1032.50	0.00	0.00
4129207. BAND 1/2"	DOZ.	LAH	580.00	580.00	470.00	0.00	23.40
		RAW	787.50	787.50	687.50	0.00	14.55
		KAR	641.00	641.00	641.00	0.00	0.00
		QTA	480.00	480.00	480.00	0.00	0.00
4129208. BAND 3/4"	DOZ.	LAH	700.00	700.00	590.00	0.00	18.64
		RAW	812.50	812.50	712.50	0.00	14.04
		KAR	960.00	960.00	960.00	0.00	0.00
		QTA	480.00	480.00	480.00	0.00	0.00
4129209. ELBOW GALV CHINA 1/2"	DOZ.	LAH	380.00	380.00	310.00	0.00	22.58
		RAW	490.00	490.00	412.50	0.00	18.79

Contd.

7.10 Intercity Wholesale Prices of Selected Commodities

Group/Commodity/Item Specification	Unit	City	Prices (Rs.)			% Change in Nov., 2018 Over	
			Nov., 2018	Oct., 2018	Nov., 2017	Oct., 2018	Nov., 2017
		KAR	265.00	265.00	265.00	0.00	0.00
		QTA	300.00	300.00	300.00	0.00	0.00
4129210. ELBOW GALV CHINA 3/4"	DOZ.	LAH	480.00	480.00	380.00	0.00	26.32
		RAW	562.50	562.50	462.50	0.00	21.62
		KAR	402.00	402.00	402.00	0.00	0.00
		QTA	420.00	420.00	420.00	0.00	0.00
097. Steel Products							
4291201. STAINLESS STEEL DEGCHI MED. SIZE	EACH	LAH	600.00	600.00	600.00	0.00	0.00
		GJT	450.00	450.00	450.00	0.00	0.00
		KAR	725.00	725.00	625.00	0.00	16.00
4291202. STAINLESS STEEL TABLE SPOON SUP.	EACH	LAH	350.00	350.00	350.00	0.00	0.00
		GJT	175.00	175.00	175.00	0.00	0.00
		KAR	420.00	420.00	260.00	0.00	61.54
4291203. STAINLESS STEEL PLATE LIGHT	DOZ.	LAH	756.00	756.00	756.00	0.00	0.00
		GJT	500.00	500.00	500.00	0.00	0.00
		KAR	780.00	780.00	780.00	0.00	0.00
4291204. PRESSURE COOKER 4 LTR.	EACH	LAH	1500.00	1500.00	1380.00	0.00	8.70
		GUJ	1650.00	1650.00	1100.00	0.00	50.00
		SKT	1200.00	1200.00	1200.00	0.00	0.00
		KAR	1800.00	1625.00	1625.00	10.77	10.77
4291401. NEW TREET BLADE ORDINARY	1000	RAW	2675.00	2675.00	2575.00	0.00	3.88
		KAR	2700.00	2700.00	2700.00	0.00	0.00
4291402. TREET SAFETY RAZOR	DOZ.	LAH	1180.00	1180.00	1180.00	0.00	0.00
		KAR	1764.00	1764.00	1764.00	0.00	0.00
4291403. GILLET SAFETY RAZOR	DOZ.	LAH	510.00	510.00	430.00	0.00	18.60
		RAW	517.50	517.50	427.50	0.00	21.05
		KAR	420.00	420.00	420.00	0.00	0.00
098. Engines & Motors							
4321901. HOLLOW S.MOTOR 326 UP-4.40 HP 46	EACH	LAH	155000.00	155000.00	155000.00	0.00	0.00
099. Vacuum Pumps							
4323001. MULTISTAGE C.PUMPS(PCM 80-3 15 H)	EACH	LAH	83000.00	83000.00	83000.00	0.00	0.00
4323002. MULTISTAGE C.PUMPS PCM 80-5 25 H)	EACH	LAH	117000.00	117000.00	117000.00	0.00	0.00
100. Air Conditioners							
4391201. PEL AIR CONDITONER 1.5 TON	EACH	LAH	42000.00	42000.00	39000.00	0.00	7.69
		RAW	41500.00	39500.00	36250.00	5.06	14.48
		KAR	40500.00	40500.00	40500.00	0.00	0.00
4391202. WAVES AIR CONDITIONER 1.5 TON.	EACH	LAH	46000.00	46000.00	44000.00	0.00	4.55
		RAW	44500.00	42500.00	37750.00	4.71	17.88
		GJT	45000.00	45000.00	45000.00	0.00	0.00
		KAR	40000.00	40000.00	40000.00	0.00	0.00
		HYD	41900.00	41900.00	41900.00	0.00	0.00
		QTA	41500.00	41500.00	41500.00	0.00	0.00
101. Cultivators							
4411201. CULTIVATOR (ORDINARY) 9 TIMES	EACH	GUJ	38000.00	38000.00	38000.00	0.00	0.00
4411202. CULTIVATOR (SPECIAL) 11 TIMES	EACH	GUJ	50000.00	50000.00	50000.00	0.00	0.00
102. Chuff Cutter							
4412301. CHUFF CUTTER	EACH	FAS	7200.00	7200.00	7200.00	0.00	0.00
103. Tractors							
4414101. TRACTOR MF-240	EACH	LAH	808500.00	769650.00	716625.00	5.05	12.82
4414102. TRACTOR MF-385	EACH	LAH	1260000.00	1212225.00	1126860.00	3.94	11.82
104. Lathe Machines							
4421301. LATHE MACHINE 3' (PAK MADINA)	EACH	LAH	105000.00	105000.00	94750.00	0.00	10.82
4421302. LATHE MACHINE 4.5' (PAK MADINA)	EACH	LAH	115000.00	115000.00	101750.00	0.00	13.02
4421303. LATHE MACHINE 6.5' (PAK MADINA)	EACH	LAH	135000.00	135000.00	122750.00	0.00	9.98
4421304. LATHE MACHINE 10' (PAK MADINA)	EACH	LAH	290000.00	290000.00	260000.00	0.00	11.54
105. Concrete Mixture							
4444001. CONC.MIXER 7 NTR. 12HP. STAR.ENG	EACH	LAH	140000.00	140000.00	140000.00	0.00	0.00
4444002. CONC.MIXER 17 NTR. 24HP. STAR.ENG	EACH	LAH	210000.00	210000.00	210000.00	0.00	0.00

Contd.

7.10 Intercity Wholesale Prices of Selected Commodities

Group/Commodity/Item Specification	Unit	City	Prices (Rs.)			% Change in Nov., 2018 Over	
			Nov., 2018	Oct., 2018	Nov., 2017	Oct., 2018	Nov., 2017
			106. Fridge,WashM,SewM,Fans,Iron				
4481101. DAWLANCE 10 CFT. DOUBLE DOOR	EACH	LAH	30000.00	30000.00	28000.00	0.00	7.14
		RAW	28750.00	26900.00	25825.00	6.88	11.33
		KAR	32000.00	32000.00	32000.00	0.00	0.00
4481201. WASHING MACHINE NAT. PAK S.F.	EACH	LAH	9000.00	9000.00	7000.00	0.00	28.57
		GUJ	5000.00	5000.00	5000.00	0.00	0.00
		KAR	7250.00	7250.00	5450.00	0.00	33.03
		QTA	5550.00	5550.00	5550.00	0.00	0.00
4481202. WASHING MACHINE SINGER S.F.	EACH	LAH	11500.00	11500.00	10500.00	0.00	9.52
		RAW	10750.00	10750.00	9900.00	0.00	8.59
		KAR	12000.00	12000.00	12000.00	0.00	0.00
4481203. WASHING MACHINE DAWLANCE	EACH	LAH	10500.00	10500.00	9500.00	0.00	10.53
		FAS	9000.00	9000.00	8700.00	0.00	3.45
		GUJ	9400.00	9400.00	9400.00	0.00	0.00
		GJT	9400.00	9400.00	9400.00	0.00	0.00
		KAR	9500.00	9500.00	6200.00	0.00	53.23
		HYD	9800.00	9000.00	9000.00	8.89	8.89
4481204. WASHING MACHINE SUPER ASIA	EACH	LAH	9500.00	9500.00	9000.00	0.00	5.56
		FAS	9800.00	9800.00	9000.00	0.00	8.89
		KAR	10000.00	10000.00	7900.00	0.00	26.58
		HYD	7800.00	7500.00	7500.00	4.00	4.00
4481401. SEWING MACHINE SINGER B.B. H.O	EACH	LAH	7200.00	7200.00	6400.00	0.00	12.50
		KAR	6500.00	6500.00	6500.00	0.00	0.00
4481402. SINGER ZIG ZAG MACHINE	EACH	LAH	16500.00	16500.00	16500.00	0.00	0.00
		KAR	12800.00	12800.00	12800.00	0.00	0.00
4481403. SEWING MACHINE SALIKA	EACH	LAH	6000.00	6000.00	4500.00	0.00	33.33
		KAR	6200.00	6200.00	6200.00	0.00	0.00
4481501. CEILING FAN MILLAT 48"	EACH	LAH	2637.50	2637.50	2600.00	0.00	1.44
		KAR	3200.00	3200.00	3150.00	0.00	1.59
4481502. CEILING FAN PAK 48"	EACH	LAH	2525.00	2525.00	2500.00	0.00	1.00
		GUJ	2400.00	2400.00	2400.00	0.00	0.00
		KAR	3700.00	3700.00	3480.00	0.00	6.32
4481503. CEILING FAN NATIONAL 56"	EACH	LAH	2525.00	2525.00	2500.00	0.00	1.00
		GUJ	2150.00	2150.00	2150.00	0.00	0.00
		GJT	2300.00	2300.00	2300.00	0.00	0.00
		KAR	2550.00	2550.00	2550.00	0.00	0.00
		HYD	2500.00	2500.00	2500.00	0.00	0.00
4481504. CEILING FAN YOUNIS 56"	EACH	LAH	2637.50	2637.50	2600.00	0.00	1.44
		FAS	3200.00	3200.00	2800.00	0.00	14.29
		GUJ	2350.00	2350.00	2350.00	0.00	0.00
		KAR	3540.00	3540.00	3540.00	0.00	0.00
		PSH	2650.00	2650.00	2550.00	0.00	3.92
		QTA	3200.00	3200.00	2750.00	0.00	16.36
4481505. PADESTAL FAN MILLAT 20"	EACH	KAR	3600.00	3600.00	3600.00	0.00	0.00
4481506. PADESTAL FAN PAK 20"	EACH	LAH	4000.00	4000.00	3800.00	0.00	5.26
		GJT	3800.00	3800.00	3800.00	0.00	0.00
		KAR	5850.00	5850.00	5850.00	0.00	0.00
		PSH	4300.00	4300.00	3800.00	0.00	13.16
4481507. EXHAUST FAN CLIMAX 12"	EACH	LAH	1900.00	1900.00	1800.00	0.00	5.56
		GUJ	1900.00	1900.00	1900.00	0.00	0.00
4481508. EXHAUST FAN MILLAT 12"	EACH	KAR	1800.00	1800.00	1800.00	0.00	0.00
4481509. EXHAUST FAN PAK. NATIONAL 12"	EACH	LAH	1650.00	1650.00	1650.00	0.00	0.00
		GUJ	1350.00	1350.00	1350.00	0.00	0.00
		GJT	1800.00	1800.00	1800.00	0.00	0.00
		KAR	1700.00	1700.00	1700.00	0.00	0.00
4481601. IRON NATIONAL PAK AUTOMATIC	EACH	LAH	1000.00	1000.00	700.00	0.00	42.86
		GUJ	850.00	850.00	850.00	0.00	0.00
		KAR	525.00	525.00	525.00	0.00	0.00
		PSH	1000.00	1000.00	800.00	0.00	25.00

Contd.

7.10 Intercity Wholesale Prices of Selected Commodities

Group/Commodity/Item Specification	Unit	City	Prices (Rs.)			% Change in Nov., 2018 Over	
			Nov., 2018	Oct., 2018	Nov., 2017	Oct., 2018	Nov., 2017
4481602. IRON PHILIPS HD 1120/R	EACH	LAH	2300.00	2300.00	1500.00	0.00	53.33
		GUJ	2080.00	2080.00	2080.00	0.00	0.00
		KAR	1360.00	1360.00	1360.00	0.00	0.00
107. Electric Wires							
4634001. FLEXIBLE WIRE 2999-14 0076	90 MTR.	LAH	775.00	775.00	775.00	0.00	0.00
		MUL	1100.00	1100.00	1100.00	0.00	0.00
		KAR	1070.00	1070.00	1070.00	0.00	0.00
		PSH	900.00	900.00	850.00	0.00	5.88
		QTA	505.00	505.00	505.00	0.00	0.00
4634002. PVC WIRE SINGLE CORE	90 MTR.	LAH	925.00	925.00	925.00	0.00	0.00
		MUL	1280.00	1280.00	1280.00	0.00	0.00
		KAR	1070.00	1070.00	1070.00	0.00	0.00
		PSH	950.00	950.00	900.00	0.00	5.56
		QTA	600.00	600.00	600.00	0.00	0.00
108. Lighting Equipments							
4653101. PHILIPS TL. LAMP 40 W.	EACH	GUJ	92.00	92.00	92.00	0.00	0.00
		GJT	104.00	104.00	92.00	0.00	13.04
		KAR	105.00	105.00	105.00	0.00	0.00
		PSH	97.50	97.50	97.50	0.00	0.00
		QTA	90.00	90.00	90.00	0.00	0.00
4653102. PHILIPS ELECTRIC BULB 100W(GLS)	100 BUL	LAH	3000.00	3000.00	2500.00	0.00	20.00
		RAW	3250.00	3250.00	3250.00	0.00	0.00
		KAR	2800.00	2800.00	2800.00	0.00	0.00
		PSH	2700.00	2700.00	2700.00	0.00	0.00
4653103. PHILIPS ENERGY SAVER 14 W (GLS)	EACH	LAH	145.00	145.00	145.00	0.00	0.00
		RAW	139.00	139.00	139.00	0.00	0.00
		KAR	155.00	155.00	155.00	0.00	0.00
		PSH	170.00	170.00	170.00	0.00	0.00
		QTA	172.00	172.00	172.00	0.00	0.00
109. Radio & Television							
4731201. RADIO 3-5 BAND (CHINA BRAND)	EACH	LAH	175.00	175.00	175.00	0.00	0.00
		RAW	287.50	287.50	287.50	0.00	0.00
		KAR	425.00	425.00	425.00	0.00	0.00
4731301. PHILIPS COLOUR TV. 14"	EACH	LAH	8150.00	8150.00	8150.00	0.00	0.00
		RAW	8250.00	8250.00	8250.00	0.00	0.00
		KAR	8400.00	8400.00	8400.00	0.00	0.00
4731302. L.G.COLOUR TV. 14"	EACH	LAH	8100.00	8100.00	8100.00	0.00	0.00
		RAW	7900.00	7900.00	7900.00	0.00	0.00
		KAR	8150.00	8150.00	8150.00	0.00	0.00
4731303. SONY COLOUR TV 14"	EACH	LAH	13000.00	13000.00	13000.00	0.00	0.00
		RAW	10250.00	10250.00	10250.00	0.00	0.00
		KAR	8000.00	8000.00	8000.00	0.00	0.00
4731304. PANASONIC COLOUR TV 14"	EACH	RAW	9250.00	9250.00	9250.00	0.00	0.00
		KAR	7750.00	7750.00	7750.00	0.00	0.00
4731305. PHILIPS COLOUR TV. 20"	EACH	LAH	11000.00	11000.00	11000.00	0.00	0.00
		RAW	13900.00	13900.00	13900.00	0.00	0.00
		KAR	12750.00	12750.00	12750.00	0.00	0.00
4731306. L.G.COLOUR TV. 20"	EACH	LAH	13400.00	13400.00	13400.00	0.00	0.00
		RAW	12250.00	12250.00	12250.00	0.00	0.00
		KAR	13000.00	13000.00	13000.00	0.00	0.00
4731307. L.G. COLOUR TV. 21"	EACH	LAH	14700.00	14700.00	14700.00	0.00	0.00
		RAW	12250.00	12250.00	12250.00	0.00	0.00
		KAR	16100.00	16100.00	16100.00	0.00	0.00
4731308. SONY COLOUR TV 20"	EACH	LAH	18800.00	18800.00	18800.00	0.00	0.00
		RAW	17100.00	17100.00	17100.00	0.00	0.00
		KAR	17200.00	17200.00	17200.00	0.00	0.00
110. Motor Vehicles							
4911301. CAR SUZUKI MEHRAN 800CC SB308R VX	EACH	KAR	769000.00	769000.00	679000.00	0.00	13.25
4911302. SUZUKI CULTUS 1000CC SF410 VXR M PE	EACH	KAR	1380000.00	1340000.00	1124000.00	2.99	22.78

Contd.

7.10 Intercity Wholesale Prices of Selected Commodities

Group/Commodity/Item Specification	Unit	City	Prices (Rs.)			% Change in Nov., 2018 Over	
			Nov., 2018	Oct., 2018	Nov., 2017	Oct., 2018	Nov., 2017
4911303. SUZUKI RAVI 800 CC PICKUP(ST 308R)	EACH	KAR	756000.00	756000.00	672000.00	0.00	12.50
4911304. CAR TOYOTA 1300 CC XLI	EACH	KAR	1994000.00	1944000.00	1729000.00	2.57	15.33
4911305. CAR HONDA CIVIC 1800CC(iVTEC MANUAL)	EACH	LAH	2699000.00	2599000.00	2039000.00	3.85	32.37
4911306. ISUZU BUS CHASIS MT 112 K	EACH	KAR	3325000.00	3325000.00	3325000.00	0.00	0.00
4911401. ISUZU TRUCK CHASIS FTR 12 K	EACH	KAR	3850000.00	3850000.00	3850000.00	0.00	0.00
111. Motorcycles							
4991201. MOTOR CYCLE YB-100ROYAL YAMAHA	EACH	KAR	75375.00	75375.00	75375.00	0.00	0.00
4991202. MOTOR CYCLE CD-70 HONDA	EACH	KAR	64900.00	64900.00	63500.00	0.00	2.20
4991203. MOTOR CYCLE PAK HERO 70 CC.	EACH	LAH	43000.00	43000.00	42000.00	0.00	2.38
		MUL	42000.00	42000.00	42000.00	0.00	0.00
		KAR	46000.00	46000.00	46000.00	0.00	0.00
4991204. MOTOR CYCLE SUPER ASIA 70 CC.	EACH	LAH	43500.00	43500.00	42500.00	0.00	2.35
		MUL	45000.00	45000.00	45000.00	0.00	0.00
		KAR	42500.00	42500.00	42500.00	0.00	0.00
		HYD	43000.00	43000.00	43000.00	0.00	0.00
4991205. MOTOR CYCLE SUZUKI STD 110CC.	EACH	KAR	93400.00	93400.00	71300.00	0.00	31.00
112. Bicycles							
4992101. BICYCLE PECO FOR GENTS POPULAR	EACH	LAH	5000.00	5000.00	5000.00	0.00	0.00
4992102. BICYCLE PECO FOR BMX SHAHEEN	EACH	LAH	3500.00	3500.00	3500.00	0.00	0.00
4992103. BICYCLE SOHRAB SUPER	EACH	LAH	7500.00	7500.00	6450.00	0.00	16.28
		KAR	6900.00	6900.00	6900.00	0.00	0.00
4992104. BICYCLE SOHRAB VIP STUDENT	EACH	LAH	7400.00	7400.00	6300.00	0.00	17.46
		KAR	5900.00	5900.00	5900.00	0.00	0.00

7.11 Intercity Consumer Prices November, 2018

Description	Unit	Rawalpindi	Islamabad	Attock	Jehlum	Lahore	Sahiwal	Gujranwala
WHEAT	10 KG.	332.50	332.50	327.50	340.00	347.50	343.75	362.50
WHEAT FLOUR FINE/SUPERIOR.	KG.	55.58	56.81	43.00	48.00	50.00	42.00	40.00
WHEAT FLOUR AVG. QLTY	KG.	38.88	39.25	38.25	38.25	40.00	37.00	38.00
WHEAT FLOUR BAG	10 KG.	388.75	392.50	382.50	382.50	392.50	370.00	380.00
MAIDA	KG.	55.58	58.38	49.00	60.00	57.93	50.00	50.00
SUJI	KG.	58.58	59.50	49.00	60.00	60.00	50.00	50.00
BESAN AV. QLTY.	KG.	124.58	133.75	117.50	122.50	123.93	112.50	115.00
RICE BASMATI SUP. QLTY.	KG.	165.83	170.00	165.00	150.00	146.79	135.00	125.00
RICE BASMATI 385/386	KG.	137.08	145.00	95.00	112.50	105.36	77.50	80.00
RICE BASMATI BROKEN AV.QLTY	KG.	89.17	96.88	87.50	85.00	73.93	80.00	70.00
RICE IRRI-6 (SINDH/PUNJAB)	KG.	57.50	60.00	65.00	75.00	57.00	55.00	60.00
VERMICELLI	KG.	104.17	103.13	92.50	95.00	101.61	80.00	90.00
BREAD PLAIN MEDIUM SIZE	EACH	45.00	45.00	50.00	47.50	45.00	45.00	40.00
RUSK (PAPAY)	KG.	285.00	300.00	200.00	255.00	222.50	235.00	160.00
BISCUITS-PACKED	PKT	40.00	40.00	40.00	40.00	40.00	40.00	35.00
BISCUIT-BAKERY (LOOSE)	250 GM	115.83	131.88	77.50	115.00	102.50	117.50	110.00
CORNFLAKS FAUJI 225 GM.	PKT	180.00	180.00	180.00	180.00	193.50	193.50	216.00
SAMOSA (VEGATABLE)	EACH	15.00	16.31	15.00	12.75	20.00	15.00	15.00
PASTRY AV.QLTY.	EACH	39.17	39.38	37.50	42.50	32.50	32.50	35.00
PATTIES (VEGATABLES)	EACH	28.96	31.25	21.00	30.00	31.96	30.00	20.00
NIMCO	250 GM	82.50	90.63	67.50	70.00	68.93	92.50	50.00
CHIPS	250 GM	93.33	95.00	67.50	82.50	77.32	90.00	65.00
BEEF WITH BONE AV.QLTY.	KG	437.08	445.00	347.50	381.25	381.96	300.00	375.00
MUTTON AV.QLTY.	KG	908.33	920.63	862.50	856.25	869.64	650.00	800.00
CHICKEN FARM BROILER (LIVE)	KG	180.42	190.88	195.00	177.50	178.00	165.00	176.00
FISH-RAHU MEDIUM SIZE	KG	284.17	336.25	245.00	310.00	315.71	245.00	312.50
MILK FRESH (UNBOILED)	LTR.	100.83	102.50	82.50	85.00	77.21	70.00	80.00
CURD	KG.	112.50	116.25	87.50	85.00	90.00	80.00	100.00
MILK TETRA PACK 1/2 LTR.	PKT.	70.00	70.00	70.00	70.00	70.00	65.00	65.00
LACTOGEN 400 GRAMS	PKT.	500.00	500.00	500.00	500.00	500.00	500.00	460.00
POWDER MILK NIDO 400GM.	PKT	410.26	410.26	410.26	410.26	410.00	400.00	410.26
MILK POWDER LOOSE/PACKED	KG.	568.33	600.00	555.00	500.00	504.29	500.00	400.00
BUTTER LOCAL PACKED	50 GM.	28.00	28.00	28.00	65.00	35.00	35.00	35.00
EGGS FARM	DOZ	119.00	123.50	126.00	120.00	118.00	115.50	120.00
MUSTARD OIL AV.QLTY.	KG.	225.00	240.00	245.00	210.00	183.93	162.50	170.00
COOKING OIL (DALDA)	2.5LTR	495.00	495.00	495.00	495.00	495.00	480.00	520.00
COOKING OIL (PAKWAN) OTHER BRAND SPECIFY	2.5 LTR	405.83	412.50	435.00	455.00	473.00	400.00	420.00
VEGETABLE GHEE TIN	2.5KG.	480.00	480.00	495.00	480.00	490.00	470.00	495.00
VEGETABLE GHEE (LOOSE)	KG.	153.96	159.06	154.00	162.50	155.00	186.00	150.00
DATES AV.QLTY.	KG.	224.17	230.63	210.00	210.00	197.86	200.00	165.00
PISTACHIO AV.QLTY.	50 GM.	150.21	152.50	135.00	142.50	137.86	135.00	125.00
ALMONDS WHOLE AV.QLTY.	KG.	893.33	925.00	775.00	655.00	866.07	675.00	525.00
COCONUT DRY AV.QLTY.	KG.	511.67	540.00	420.00	475.00	487.50	400.00	350.00
RAISINS AV.QLTY.	50 GM.	30.79	31.25	25.00	22.50	30.71	24.25	25.00
GROUNDNUTS (WITH SHELL)	KG.	255.00	284.38	210.00	270.00	287.14	225.00	240.00
MALTA/MOSAMBI	DOZ	140.42	164.38	0.00	145.00	127.86	120.00	110.00
KINNU	DOZ	0.00	0.00	0.00	0.00	0.00	0.00	0.00
APPLE	KG	122.50	150.00	125.00	115.00	147.86	125.00	130.00
ALOO BUKHARA	KG	0.00	0.00	0.00	0.00	0.00	0.00	0.00
POMEGRANATE (ANNAR)	KG	179.17	236.25	165.00	145.00	367.86	155.00	125.00
GRAPES	KG	209.58	233.75	210.00	190.00	237.86	250.00	175.00
BANANAS	DOZ	80.83	115.63	70.00	65.00	61.43	55.00	55.00
MANGO KALMI	KG	0.00	0.00	0.00	0.00	0.00	0.00	0.00
GUAVA	KG	97.92	118.75	85.00	95.00	67.86	80.00	80.00
WATERMELON (TURBOOZ)	KG	0.00	0.00	0.00	0.00	0.00	0.00	0.00
MUSKMELON (KHARBOOZA)	KG	0.00	0.00	0.00	0.00	0.00	0.00	0.00
SWEETMELON (GARMA)	KG	0.00	0.00	0.00	0.00	0.00	0.00	0.00
PULSE MASOOR (WHOLE)	KG.	111.67	132.50	97.50	115.00	135.71	92.50	120.00
PULSE MASOOR (WASHED)	KG.	112.92	131.25	95.00	120.00	133.93	95.00	150.00
PULSE MOONG (WASHED)	KG.	114.58	131.88	105.00	135.00	123.93	97.50	100.00
PULSE MASH (WASHED)	KG.	141.67	153.13	145.00	167.50	157.14	135.00	145.00
PULSE GRAM	KG.	130.83	133.75	117.50	122.50	118.93	105.00	110.00

Contd.

7.11 Intercity Consumer Prices November, 2018

Description	Unit	Rawalpindi	Islamabad	Attock	Jehlum	Lahore	Sahiwal	Gujranwala
GRAM WHOLE BLACK AV.QLTY.	KG.	120.42	134.38	112.50	120.00	112.86	105.00	105.00
GRAM WHOLE YELLOW AV.QLTY	KG.	154.17	173.75	155.00	175.00	163.93	155.00	150.00
BEANS (LAL LOBIA)	KG.	167.50	173.75	165.00	162.50	160.71	160.00	150.00
POTATOES	KG	42.50	50.63	32.50	35.00	43.21	42.50	45.00
ONION	KG	41.25	43.75	30.00	30.00	38.21	27.50	32.50
TURNIP	KG	39.58	47.50	20.00	35.00	43.21	22.50	30.00
RADISH	KG	35.00	45.00	20.00	35.00	28.21	13.50	15.00
TOMATOES	KG	42.08	49.38	40.00	45.00	51.43	32.50	40.00
CABBAGE	KG	0.00	0.00	0.00	0.00	0.00	0.00	0.00
CAULIFLOWER	KG	52.92	61.25	77.50	35.00	43.21	32.50	30.00
BRINJAL	KG	44.17	48.75	20.00	45.00	43.21	22.50	35.00
PUMPKIN	KG	51.67	66.25	62.50	35.00	38.93	35.00	35.00
BOTTLEGOURD	KG	60.83	63.75	40.00	35.00	43.21	22.50	35.00
LADY FINGER	KG	68.75	81.25	60.00	95.00	102.86	45.00	100.00
PEAS	KG	105.42	120.00	80.00	95.00	121.43	150.00	120.00
SPINACH	KG	26.67	29.38	22.50	22.50	28.21	13.50	20.00
TINDA	KG	70.42	73.75	27.50	45.00	127.86	100.00	140.00
TURAI	KG	98.33	101.25	50.00	75.00	78.21	75.00	100.00
KARAILA	KG	82.50	92.50	95.00	85.00	77.86	55.00	80.00
ARVI	KG	73.75	78.75	40.00	82.50	86.43	55.00	60.00
CHILLIES GREEN	KG	89.17	105.00	60.00	95.00	104.29	45.00	80.00
CARROT	KG	56.67	67.50	60.00	75.00	61.43	42.50	50.00
COCUMBER (KHEERA)	KG	55.00	58.75	37.50	45.00	38.21	22.50	40.00
LEMON	250GM	75.00	91.25	42.50	55.00	33.93	17.50	25.00
SUGAR REFINED	KG.	56.96	60.50	54.50	54.50	55.64	55.00	54.75
GUR AV.QLTY	KG.	93.33	105.63	87.50	95.00	83.93	75.00	75.00
HONEY LANGANESE 500 GM.	BOTTLE	1185.00	1210.63	1112.50	1162.50	950.00	1220.00	840.00
MILLO 200 GM.	BOTTLE	255.00	255.00	245.00	255.00	230.00	275.00	243.33
CUSTARD POWDER RAFHAN 300 GM.	PKT	80.00	80.00	85.00	80.00	80.00	80.00	80.00
TOFFEE (HILAL)	EACH	2.00	2.00	2.00	2.00	2.00	1.50	1.00
CHOWKELATE CANDY (SMALL SIZE)	EACH	5.00	5.00	5.00	5.00	5.00	5.00	5.00
SWEETMEAT (MIXED)	KG	423.33	457.50	350.00	410.00	437.50	427.50	360.00
ICE CREAM WALLS	CUP.	45.00	45.00	50.00	45.00	45.00	50.00	45.00
ICE	KG	20.00	20.00	15.00	20.00	17.50	10.00	10.00
JAM AHMED/MITCHELLES	BOTTLE	160.00	160.00	160.00	160.00	140.00	155.00	140.00
SQUASH-MITCHELLES	BOTTLE	185.00	185.00	185.00	185.00	185.00	180.00	175.00
ROOH AFZA	BOTTLE	190.00	190.00	190.00	190.00	190.00	190.00	190.00
JAM-E-SHIREEN	BOTTLE	200.00	200.00	200.00	200.00	200.00	200.00	200.00
SAUNF	50 GM	23.67	23.88	21.00	22.50	20.00	16.50	20.00
CINAMON LOOSE AV. QLTY	50 GM.	29.00	27.75	29.00	37.50	27.50	27.50	25.00
CUMINSEED WHITE NATIONAL	50 GM.	70.00	70.00	70.00	70.00	70.00	70.00	70.00
PEPPER BLACK NATIONAL	50 GM.	110.00	110.00	110.00	110.00	110.00	110.00	110.00
CLOVES LOOSE AV.QLTY	50 GM.	81.25	83.75	85.00	105.00	83.93	95.00	120.00
CARDAMOM LARGE LOOSE AV.QLTY	50 GM.	126.67	140.00	127.50	145.00	117.86	127.50	100.00
CARDAMOM SMALL AV.QLTY	50 GM.	162.92	168.75	147.50	145.00	121.43	135.00	120.00
SALT-POWDERED (LAHORI) LOOSE	KG.	12.00	12.00	11.00	15.00	20.00	10.00	15.00
SALT POWDERED (NATIONAL/SHAN)	PKT	30.00	30.00	30.00	30.00	30.00	30.00	30.00
CHILLIES POWD.NATIONAL 200GM	PKT	150.00	150.00	152.50	150.00	150.00	150.00	120.00
CHILLIES POWDER LOOS	KG.	379.17	397.50	370.00	390.00	337.86	285.00	320.00
CORRIANDER SEED POWD.NATIONAL	PKT	104.00	104.00	104.00	115.00	104.00	104.00	105.00
CORRIANDER SEED (LOOSE)	KG.	281.67	282.50	255.00	275.00	229.29	195.00	165.00
TURMERIC POWD.NATIONAL 50GM	PKT.	40.00	40.00	40.00	40.00	40.00	35.00	35.00
CURRY POWD. NATIONAL 200 GM	PKT.	87.00	87.00	87.00	87.00	88.00	87.00	87.00
TOMATO KETCHUP AHMED/MITCHL	BOTTLE	125.00	125.00	125.00	125.00	95.00	100.00	100.00
PICKLES AHMED/MITCHELLES	BOTTLE	130.00	130.00	130.00	120.00	120.00	120.00	120.00
VINEGAR SYNTHETIC (SIRKA)	BOTTLE	110.00	110.00	95.00	110.00	85.00	90.00	100.00
GARLIC	KG	140.00	188.75	85.00	145.00	115.71	155.00	105.00
GINGER	KG	274.17	297.50	220.00	265.00	237.86	200.00	200.00
TAPAL DANEDAR TEA 200GM PACKET	PKT	200.00	200.00	200.00	200.00	194.74	200.00	194.74
TEA LIPTON YELLOW LABEL 200GM.	PKT.	221.05	221.05	221.05	221.05	206.00	205.26	205.26
TEA LOOSE KENYA AV.QLTY 250GM.	PKT.	195.00	196.25	210.00	185.00	166.43	182.50	160.00
COFFEE-NESCAFE 75 GM. **	BOTTLE	400.00	400.00	375.00	455.00	370.00	350.00	380.00

Contd.

7.11 Intercity Consumer Prices November, 2018

Description	Unit	Rawalpindi	Islamabad	Attock	Jehlum	Lahore	Sahiwal	Gujranwala
COLD DRINK (STANDARD SIZ)	BOTTLE	30.00	30.00	30.00	25.00	20.00	25.00	25.00
FRUIT JUICE TETRA PACK	PKT.	20.00	20.00	17.50	17.50	20.00	20.00	20.00
MINERAL WATER NESTLE 1.5 LTR	BOTTLE	57.50	57.50	55.00	57.50	53.00	54.00	55.00
CIGARETTES K-2 10'S **	PKT	60.00	60.00	60.00	60.00	60.00	60.00	60.00
CIGARETTES CAPSTAN 10'S **	PKT	60.00	60.00	60.00	60.00	60.00	60.00	60.00
CIGARETTES GOLD LEAF 20'S	PKT	150.00	150.00	150.00	150.00	150.00	150.00	150.00
CIGARETTES MORVEN GOLD 20'S	PKT	60.00	60.00	60.00	60.00	60.00	60.00	60.00
BETEL LEAVES	50GM.	172.08	173.75	155.00	120.00	96.43	110.00	112.50
BETEL NUTS	KG.	2441.67	2300.00	1700.00	1300.00	850.00	800.00	900.00
LONG CLOTH 57" GUL AHMED/AL-KARAM	METER	215.00	225.00	215.00	290.00	285.00	337.50	172.50
SHIRTING AV.QLTY.	METER	220.00	225.63	215.00	255.00	165.00	312.50	185.00
PANT CLOTH W & WEAR AV.QLTY	METER	547.08	530.00	530.00	485.00	389.29	636.25	345.00
LAWN PRINTED GUL AHMED/AL-KARAM	METER	270.00	287.50	267.50	305.00	306.43	415.00	222.50
GEORGETTE AV.QLTY	METER	162.92	165.00	412.50	155.00	145.71	150.00	160.00
LINEN AV.QLTY ***	METER	173.33	182.50	175.00	175.00	173.93	250.00	115.00
HEAVY WT SUITING LAWERNCPUR AVG QLTY	METER	1991.67	2025.00	1975.00	1975.00	1582.14	1425.00	1050.00
HEAVY WT SUITING LAWERNCPUR SUP QLTY	METER	2533.33	2525.00	2550.00	2550.00	2450.00	1625.00	2350.00
TROPICAL SUITING LAW.PUR	METER	1850.00	1850.00	1850.00	1850.00	1450.00	1325.00	925.00
PANT BOY 24"/26" LENGTH.	EACH	598.33	637.50	612.50	675.00	381.79	897.50	712.50
SHIRT BOY 24"/26" LENGTH	EACH	435.42	446.88	490.00	525.00	363.57	862.50	462.50
SCHOOL UNI. PANT,SHIRT BOYS	SUIT	642.08	686.88	575.00	570.00	728.57	775.00	975.00
SCHOOL UNI. KAMEEZ,SHAL.BOYS	SUIT	611.67	667.50	565.00	505.00	574.64	575.00	925.00
SCHOOL UNI. KAMEEZ,SHAL.GIRL	SUIT	589.17	633.75	525.00	475.00	610.71	525.00	925.00
FROCK W/WEAR GIRLS	EACH	2425.00	2487.50	2450.00	1325.00	1135.71	1450.00	950.00
AWAMI-SUIT W & W(BOY) 24"/26	SUIT	2087.50	2137.50	2050.00	1650.00	1078.57	1740.00	1125.00
AWAMI-SUIT W&W (GENTS)AV.QLTY	SUIT	2012.50	2093.75	2100.00	2050.00	1178.57	1987.50	1125.00
PULLOVER GENTS OXFORD/BON.	EACH	3650.00	3650.00	3650.00	3625.00	3290.00	3780.00	3000.00
PULLOVER LADIES OXFORD/BON.	EACH	3650.00	3650.00	3650.00	3625.00	3470.00	3380.00	2950.00
PULLOVER (GENTS) OTHERS A.QTY	EACH	1375.00	1400.00	1275.00	1125.00	1050.00	1150.00	550.00
SECOND-HAND COAT FOR MEN	EACH	722.50	500.00	525.00	525.00	732.14	350.00	600.00
SECONDHAND SWEETER FOR MEN DUP QLTY	EACH	450.00	0.00	375.00	225.00	589.29	275.00	600.00
SECONDHAND WINTER JACKET	EACH	766.67	0.00	625.00	575.00	725.00	375.00	650.00
UNDERWEAR AV.QLTY MEDIUM SIZE	EACH	248.75	252.50	210.00	182.50	180.71	187.50	125.00
VEST FOR MEN AV.QLTY.	EACH	260.00	260.00	190.00	182.50	166.07	190.00	125.00
VEST/SHAMEEZ (WOMEN) AVG. QLTY	EACH	235.00	233.75	230.00	165.00	228.57	190.00	142.50
SOCKS NYLON (PAKISTANI)	PAIR	130.00	140.00	90.00	87.50	115.00	102.50	110.00
BRASSIER AV.QLTY.	EACH	276.67	290.00	245.00	135.00	187.86	228.75	165.00
BRASSIER SUP QLTY	EACH	804.17	862.50	725.00	345.00	1064.29	500.00	380.00
DOPATTA GEORGETTE AV.QLTY.	EACH	367.50	381.88	362.50	325.00	317.86	315.00	287.50
DOPATTA COTTON AV QLTY	EACH	366.67	381.88	362.50	237.50	205.36	225.00	195.00
CHADDAR (W/WEAR) (2x2.5 MTR)	EACH	550.00	562.50	525.00	475.00	423.21	375.00	387.50
LUNGI/DHOTI(COTTON) AVG. QLTY	EACH	506.67	528.13	512.50	240.00	250.71	375.00	212.50
HANDKERCHIEF AVG. QLTY PAK	EACH	44.17	47.50	42.50	35.00	28.21	50.00	50.00
HANDKERCHIEF SUP. QLTY PAK	EACH	66.67	74.38	60.00	55.00	55.00	90.00	75.00
GLOVES AV QLTY	PAIR	155.00	162.50	155.00	155.00	101.43	220.00	105.00
AZARBAND COTTON AVG. QLTY	EACH	22.50	22.50	17.50	25.00	21.96	20.00	25.00
SEWING THREAD/REEL(ASLI PARI)	EACH	9.00	9.00	7.50	9.00	7.00	8.00	6.00
WASHING CHARGES PAINT & SHIRT	SUIT	94.58	105.00	110.00	175.00	101.43	165.00	170.00
DRY CLEANING SUIT COAT PANT	SUIT	612.50	700.00	335.00	475.00	448.21	550.00	475.00
WASHING CH. (KAMIZ-SHALWAR)	PAIR	92.92	94.38	75.00	105.00	71.43	90.00	125.00
TAILORING SHIRT	EACH	550.00	800.00	475.00	625.00	607.14	500.00	500.00
TAILORING CHARGES PANT (MEN)	EACH	1016.67	1237.50	750.00	1100.00	807.14	925.00	600.00
TAILORING COAT-PANT SUIT	SUIT	3916.67	6187.50	4100.00	4250.00	5071.43	5000.00	3250.00
TAILORING AWAMI-SUIT (MALE)	SUIT	808.33	962.50	637.50	762.50	739.29	775.00	600.00
TAILORING SUIT FEMALE	SUIT	702.08	925.00	575.00	662.50	689.29	650.00	500.00
GENTS SHOES PAUL BATA	PAIR	1199.00	1199.00	1199.00	1199.00	1299.00	1199.00	1199.00
GENTS SANDAL BATA	PAIR	699.00	699.00	699.00	699.00	699.00	699.00	699.00
GENTS SPOUNG CHAPPAL BATA	PAIR	199.00	199.00	199.00	199.00	199.00	199.00	199.00
LADIES SANDAL BATA	PAIR	599.00	599.00	599.00	599.00	599.00	599.00	599.00
LADIES SPOUNG CHAPPAL BATA	PAIR	199.00	199.00	199.00	199.00	199.00	199.00	199.00
CHILD SHOE POWER LITE BATA	PAIR	699.00	699.00	699.00	699.00	699.00	699.00	699.00
GENTS SHOE, ART 1109 SERVICE	PAIR	999.00	999.00	999.00	999.00	999.00	999.00	999.00

Contd.

7.11 Intercity Consumer Prices November, 2018

Description	Unit	Rawalpindi	Islamabad	Attock	Jehlum	Lahore	Sahiwal	Gujranwala
NYLON JOGGER 27 SIZE 2-5 ***	PAIR	1399.00	1399.00	1399.00	1399.00	1399.00	1399.00	1399.00
CHINA FOOT WEAR AV. QLTY (MALE) *	PAIR	1116.67	1175.00	1125.00	1075.00	839.29	625.00	500.00
CHINA FOOT WEAR AV. QLTY (FEMALE) *	PAIR	1033.33	1137.50	1025.00	925.00	730.36	550.00	450.00
CHINA FOOT WEAR AV. QLTY (CHILDREN) *	PAIR	933.33	950.00	825.00	925.00	528.57	437.50	400.00
SHOE REPAIR HALF SOLE	PAIR	146.25	152.50	145.00	135.00	106.43	100.00	120.00
SHOES POLISH CHARGES AVERAGE SHOP	PAIR	27.50	28.75	27.50	25.00	20.00	20.00	20.00
HOUSE RENT (combined)	MONTH	16789.00	53665.00	4505.00	7228.00	13814.00	9059.00	6413.00
rent 2	pm	16789.00	53665.00	4505.00	7228.00	13814.00	9059.00	6413.00
RENT3	PM	16789.00	53665.00	4505.00	7228.00	13814.00	9059.00	6413.00
RENT4	PM	16789.00	53665.00	4505.00	7228.00	13814.00	9059.00	6413.00
RENT5	PM	16789.00	53665.00	4505.00	7228.00	13814.00	9059.00	6413.00
RENT6	PM	16789.00	53665.00	4505.00	7228.00	13814.00	9059.00	6413.00
SYNTHETIC ENEMAL ROBIALAC BALTI 3.64 LTR.	EACH	2085.00	2150.00	2025.00	2125.00	2450.00	2193.00	1700.00
SYNTHETIC ENEMAL ICI BALTI 3.64 LTR.	EACH	2195.83	2237.50	2275.00	2200.00	2450.00	2700.00	2138.00
CEMENT (LOCAL) SPECIFY BRAND NAME	BAG	600.00	610.00	600.00	600.00	615.00	600.00	595.00
BRICKS (NEW) IST CLASS	P/1000	12250.00	12500.00	9600.00	9250.00	11900.00	8750.00	12000.00
CEMENT BLOCKS (6"x8"x12")	P/100	4100.00	0.00	2725.00	0.00	0.00	0.00	0.00
BAJREE	100CFT	5229.17	5250.00	4650.00	4100.00	7200.00	5650.00	6000.00
SAND (BLACK PIT SAND)	K100CFT	3050.00	3050.00	1975.00	2295.00	3050.00	2950.00	2600.00
TIMBER SHESHAM LOG IST QUALITY	cbmt.	89269.50	89166.13	89169.50	86521.00	123601.50	88275.00	50323.50
IRON BAR (M.S. BAR) 1/2"	P/TON	100500.00	100500.00	99250.00	96875.00	102500.00	101000.00	98000.00
CARPANTER WAGE RATE	P/DAY	1300.00	1300.00	1050.00	1100.00	1100.00	1000.00	950.00
MASON (RAJ) WAGE RATE	P/DAY	1300.00	1300.00	1050.00	1100.00	1150.00	1000.00	1300.00
UNSKILLED LABOUR WAGE RATE	P/DAY	800.00	825.00	675.00	700.00	850.00	600.00	800.00
PLUMBER WAGE RSTE	P/DAY	1300.00	1300.00	1050.00	1100.00	1050.00	0.00	800.00
ELECTICIAN WAGE RATE PER DAY **	P/DAY	0.00	0.00	0.00	0.00	1025.00	0.00	750.00
ELECTICIAN WAGE RATE PER POINT **	P/PNT	215.00	220.00	190.00	205.00	177.50	190.00	140.00
WATER CHARGES PER HOUSE	P/MONTH	161.50	98.00	120.00	100.00	325.00	60.00	100.00
ELECT.CHARGES UPTO 50 UNITS	P/UNIT	2.00	2.00	2.00	2.00	2.00	2.00	2.00
ELECT.CHARGES 01 - 100 UNIT	P/UNIT	6.18	6.18	6.18	6.18	6.18	6.18	6.18
ELECT.CHARGES 101 - 300 UNIT	P/UNIT	9.54	9.54	9.54	9.54	9.54	9.54	9.54
ELECT.CHARGES 301 - 1000 UNIT	P/UNIT	16.39	16.39	16.39	16.39	16.39	16.39	16.39
ELECT.CHARGES ABOVE 1000 UNIT	P/UNIT	18.39	18.39	18.39	18.39	18.39	18.39	18.39
ELEC	PM	10.50	10.50	10.50	10.50	10.50	10.50	10.50
GAS CHRg upto 3.3719 MMBUT	MMBTU	145.08	145.08	145.08	145.08	145.08	145.08	145.08
GAS CHRg 3.3719 - 6.7438 MMBUT	MMBTU	308.88	308.88	308.88	308.88	308.88	308.88	308.88
GAS CHRg 6.7438 - 10.1157 MMBUT	MMBTU	321.75	321.75	321.75	321.75	321.75	321.75	321.75
GAS CHRg10.1157 - 13.4876 MMBUT	MMBTU	1310.40	1310.40	1310.40	1310.40	1310.40	1310.40	1310.40
GAS	PM	1708.20	1708.20	1708.20	1708.20	1708.20	1708.20	1708.20
GAS	PM	758.86	758.86	758.86	758.86	758.86	758.86	758.86
KEROSENE OIL	LTR	137.50	138.75	115.00	125.00	125.00	125.00	123.00
FIREWOOD WHOLE	40 KG.	741.67	785.00	565.00	650.00	810.71	575.00	750.00
CHAIR SHESHAM WOOD WITH ARMS **	EACH	4100.00	4150.00	3550.00	3900.00	5892.86	3250.00	2900.00
CHAIR PLASTIC (CHAIRMAN) AVERAGE QUALITY	EACH	775.00	800.00	775.00	855.00	1450.00	775.00	800.00
TABLE SHESHAM WOOD (4X2X5") ***	EACH	6845.83	6987.50	6350.00	5050.00	15821.43	7450.00	10250.00
SOFASET WOODEN WITH FOAM SEAT **	SET	25666.67	28625.00	23000.00	19000.00	29000.00	24750.00	30000.00
COT IRON (WITH NIWAR)AV.QLTY.	EACH	2941.67	2950.00	2900.00	1900.00	3100.00	2400.00	2350.00
ALMIRAH (STEEL) 6'X3' 20 GUAGE	EACH	12750.00	12625.00	11750.00	10750.00	12964.29	12750.00	9300.00
DINNING TABLE 6 CHAIRS A.QLTY	SET	24625.00	27500.00	23000.00	26500.00	25500.00	32000.00	25000.00
SINGLE BED WITHOUT FOAM MED.	EACH	7150.00	7212.50	7250.00	6250.00	12500.00	14500.00	10000.00
MATRESS SINGLE(4"THICK)	EACH	6400.00	6437.50	6450.00	6050.00	6200.00	7000.00	6600.00
FARSHI DARI 12'X9' AV.QLTY	EACH	2212.50	2293.75	2250.00	1275.00	1607.14	1200.00	925.00
DARI COTTON (6'x2 1/2') AV.QL	EACH	991.67	1006.25	975.00	462.50	525.00	1000.00	450.00
CARPET PLAIN AV. QLTY	SQFT.	31.00	31.00	29.00	37.50	37.50	36.50	40.00
QUILT (LIHAF) 3 KG. COTTON	EACH	1358.33	1393.75	1275.00	875.00	1500.00	1500.00	1075.00
BLANKET (90" x 54")	EACH	4300.00	4337.50	4100.00	3225.00	5750.00	4250.00	3100.00
BEDSHEET SINGLE BED SUP.QLTY	EACH	614.58	646.88	575.00	487.50	775.00	600.00	525.00
BED SHEET DOUBLE WITH TWO PILLOW COVERS SUP QLTY	SET	1295.83	1375.00	1325.00	1150.00	1278.57	1075.00	1150.00
TOWEL(3'x2') AV. QALTY	EACH	413.75	427.50	390.00	287.50	375.00	450.00	175.00
CEILING FAN 48" SUPER QLTY **	EACH	3475.00	3475.00	3375.00	3050.00	3150.00	3100.00	2800.00
PEDESTAL FAN 22" SUPER QLTY	EACH	3775.00	3775.00	4250.00	4100.00	4800.00	4750.00	4500.00

Contd.

7.11 Intercity Consumer Prices November, 2018

Description	Unit	Rawalpindi	Islamabad	Attock	Jehlum	Lahore	Sahiwal	Gujranwala
REFG. DAWLENCE 10 CFT. D.DOOR	EACH	35750.00	35750.00	35750.00	34300.00	38000.00	35250.00	32000.00
D-FREEZER WAVES 8 CFT.	EACH	36300.00	36275.00	36300.00	36250.00	32000.00	31250.00	32000.00
AIRCONDITIONER 1.5 TON PEL	EACH	41000.00	41000.00	41000.00	42400.00	48000.00	42000.00	48000.00
SPLIT AIR CONDITIONER 1.5 TON (SPECIFY BRAND NAME)	EACH	51750.00	51812.50	51750.00	51890.00	55000.00	55000.00	48000.00
AIRCOOLER SUPER ASIA	EACH	12791.67	12750.00	13750.00	15250.00	17000.00	12000.00	17000.00
WASHING MACHINE SINGER	EACH	18000.00	18000.00	17400.00	18000.00	18000.00	18600.00	18500.00
SEWING MACHINE(SINGER)	EACH	8300.00	8300.00	8300.00	7900.00	8800.00	8600.00	8500.00
GIZER LARGE SIZE 30 GALLON CAPACITY SUP QLTY	EACH	25000.00	25000.00	24750.00	16250.00	22950.00	24900.00	15250.00
GAS BURNER DOUBLE SPFY.BRAND	EACH	2458.33	2662.50	2450.00	2100.00	2078.57	1450.00	1500.00
ELECT. IRON PHILIPS MDL.1120	EACH	2950.00	3025.00	2950.00	2550.00	2800.00	2800.00	2200.00
ELECTRIC JUICER FOR APPLE	EACH	9400.00	9537.50	8700.00	9100.00	13000.00	9250.00	4500.00
S.STEEL DEGHCHI MEDIUM SIZE ***	EACH	868.75	873.75	837.50	637.50	733.93	662.50	1185.00
ALUMINIUM COOKING PAN (DEGCHI) MED SIZE	EACH	775.00	808.13	761.25	637.50	664.29	600.00	900.00
NON STICK COOKING PAN (DEGCHI) SUP. QLTY	EACH	1430.83	1468.75	1325.00	1225.00	1625.00	1275.00	1550.00
FRYING PAN STEEL AVG. QLTY MED. SIZE	EACH	614.17	607.50	615.00	375.00	630.36	525.00	575.00
TAWA IORN (MEDIUM SIZE) AVG. QLTY	EACH	367.08	389.38	365.00	312.50	555.36	550.00	412.50
S.STEEL PLATE A.QLTY.(M.SIZE)	EACH	106.67	105.00	115.00	72.50	85.36	77.50	110.00
TABLE SPOON S.STEEL SUP.QLTY.	DOZEN	490.00	498.75	490.00	425.00	412.50	475.00	575.00
WATER SET JUG+6 GLASSES (OMROC)	SET	455.83	460.00	435.00	475.00	730.36	675.00	400.00
TEA SET PAK. CHINAWARE 21 PCS.	SET	3308.33	3375.00	3100.00	2750.00	1557.14	2600.00	2000.00
DINNER SET PLASTIC 72 PIECES SUPERIOR QLTY	SET	7575.00	7831.25	7500.00	6000.00	6964.29	7100.00	5900.00
HOTPOT SET PLASTIC 3 PCS.	SET	1754.17	1775.00	1775.00	1550.00	1900.00	1250.00	1500.00
BUCKET(BALTI) PLASTIC MED.SIZ	EACH	275.83	295.00	255.00	355.00	478.57	275.00	295.00
LOTA PLASTIC (MED SIZE) AVERAGE QUALITY	EACH	68.75	79.38	55.00	55.00	65.00	75.00	50.00
PRESURE COOKER 4 LTR.	EACH	2125.00	2131.25	2125.00	2050.00	1700.00	1200.00	1780.00
WATER COOLER 9/10 LTR.PLASTIC ***	EACH	708.33	725.00	575.00	525.00	675.00	675.00	650.00
THERMOS STARVAC 1 LTR	EACH	618.33	656.25	625.00	587.50	807.14	662.50	650.00
BULB PHILIPS 100-WATTS	EACH	40.00	40.00	40.00	40.00	40.00	42.50	35.00
TUBE LIGHT PHILIPS 40 WATTS	EACH	125.00	125.00	125.00	120.00	120.00	127.50	110.00
ELECTRIC BLUBS "0" WATTE LOCAL	EACH	30.00	30.00	30.00	30.00	30.00	25.00	20.00
ELECTRIC BLUB ENERGY SAVER 14 WATTS	EACH	167.50	167.50	165.00	167.50	170.00	160.00	170.00
WASHING SOAP 250 GMS SPECIFY BRAND NAME	EACH	45.00	45.00	45.00	45.00	41.00	45.00	45.00
SURF EXCEL 400 GMS POLY BAG	EACH	116.00	116.00	116.00	116.00	145.00	116.00	145.00
WASHING POWDER 1000 GRM	EACH	190.00	190.00	190.00	190.00	190.00	180.00	180.00
WASHING POWDER (WHEEL/ BONUS) 100 GRAMS	EACH	125.00	125.00	125.00	125.00	95.00	95.00	90.00
CLEANSER POWDER VIM 1000 GM	PKT.	88.89	88.89	88.89	88.89	83.00	100.00	85.55
FINIS 500 ML	BOTTLE	250.00	250.00	250.00	250.00	287.50	250.00	200.00
PHNYLE TYPHONE/FINIS/CARRANITE 3 LITRES	BOTTLE	180.00	180.00	196.00	180.00	160.00	160.00	165.00
HARPIC	BOTTLE	180.00	180.00	180.00	180.00	160.00	185.00	160.00
BOOT POLISH CHERRY/KIWI 50ML	EACH	142.86	142.86	142.86	142.86	115.00	154.76	136.90
ROBIN BLUE (35 GRAMS)	PKT.	65.00	65.00	65.00	65.00	65.00	60.00	60.00
TISSU PAPER PERFUMED 100 PCS.	PKT	130.00	130.00	130.00	130.00	150.00	115.00	115.00
TOILET PAPER ROLL (R.PETEL)	P/ROLL	50.00	50.00	50.00	50.00	50.00	50.00	40.00
BOOT POLISH LIQUID CHEERY BLOSSOM KIWI 75 ML	BOTTLE	160.00	165.00	160.00	160.00	160.00	160.00	160.00
MATCH BOX SMALL	EACH	2.00	2.00	2.00	2.00	3.00	2.00	2.00
DRY CELL 1.5 VOLT(LOCAL)	EACH	37.50	37.50	30.00	32.50	40.00	40.00	25.00
HAND STITCHING NEEDLE M.SIZE	PACKET	10.00	10.00	7.75	9.00	7.50	10.00	5.00
SEWING MACHINE NEEDLE (SINGER)	EACH	6.50	6.50	9.00	9.00	10.00	9.00	6.00
HOUSEHOLD SERVANT FEMALE P/T	P/MNTH	2058.33	2175.00	1700.00	1750.00	2250.00	1500.00	1550.00
MARRIAGE HALL WITH FURNITURE	P/HEAD	174.17	191.25	155.00	145.00	192.86	150.00	115.00
SEPTRAN TABLETS	10TAB.	19.30	19.30	19.30	19.30	20.10	20.10	20.00
BRUFEN TABS 200-MG.	10TAB.	8.90	8.90	8.91	10.00	8.90	10.00	10.00
PANADOL TAB. EXTRA/PLAIN	10TAB.	12.50	12.50	12.50	12.50	12.00	13.00	12.00
DISPRIN TAB.	10TAB.	13.40	13.40	13.40	13.40	13.00	13.40	12.40
TRISIL TAB.	10 TAB	11.60	11.60	11.60	11.60	11.60	12.00	10.00
FLAGYL TAB. 200 MG.	10TAB.	10.00	10.00	10.00	10.00	10.00	10.00	10.00
VENTOLIN TAB. 2MG.	10TAB.	10.30	10.30	10.30	10.30	12.00	10.00	10.00
DAONIL TAB. 5 MG.	10TAB.	16.94	16.94	16.83	16.94	17.00	16.90	17.00
ENTOX TAB.	10TAB.	15.00	15.00	15.00	15.00	15.00	15.00	15.00
RENITEC TAB. 5 MG.	10TAB.	60.60	60.60	60.60	60.60	60.00	60.00	58.50
CAC. 1000 TAB	BOTTLE	133.00	133.00	133.00	133.08	133.00	133.00	133.08

Contd.

7.11 Intercity Consumer Prices November, 2018

Description	Unit	Rawalpindi	Islamabad	Attock	Jehlum	Lahore	Sahiwal	Gujranwala
AMOXIL CAPSOLE 250 MG.S	10CAP.	36.40	36.40	36.40	36.40	36.40	36.50	35.00
CALCIUM SYRUP SANDOZ	BOTTLE	64.00	64.00	64.00	64.00	64.00	64.00	64.00
LEDERPLEX SYRUP	BOTTLE	52.74	52.74	52.74	52.74	52.00	52.74	52.74
SANCOS SYRUP (50 ML.)	BOTTLE	27.50	27.50	27.50	27.50	30.00	30.00	30.00
PHENERGAN SYRUP 120 ML.	BOTTLE	35.35	35.35	35.35	35.35	35.35	35.00	35.35
CALPOL SYRUP 60 ML.	BOTTLE	29.58	29.58	29.58	29.58	28.39	30.73	30.60
HYDRYLLIN SYRUP 120 ML.	BOTTLE	69.00	69.00	69.00	69.00	69.00	69.00	69.00
POLYFAX EYE OINTMENT	TUBE	22.50	22.50	22.50	22.50	22.50	21.60	21.00
BETNESOL EYE DROPS	BOTTLE	34.60	34.60	34.60	34.60	34.60	35.00	33.89
EAR DROPS (CARDISPORINE) ***	BOTTLE	22.04	22.04	22.04	22.04	25.00	21.00	21.00
BETNOVATE-N OINTMENT 5 GMS	TUBE	16.68	16.68	16.68	16.68	16.65	16.67	16.67
BURNOL CREAM 30 GRM	TUBE	55.42	55.42	55.42	55.42	55.45	55.48	55.42
VICKS VAPORUB/BALM	BOTTLE	36.00	36.00	36.00	36.00	36.00	36.00	36.00
GLYCRINE SMALL BOTTLE	BOTTLE	35.00	35.00	35.00	27.50	35.00	50.00	17.00
JOUHAR JOSHANDA	PKT.	10.00	10.00	10.00	10.00	10.00	10.00	10.00
GALXOS-D (450 GRMS)	PKT.	157.50	157.50	157.50	168.75	157.50	157.50	157.50
GRIPE-WATER WOODWARDS	BOTTLE	60.00	60.00	60.00	60.00	60.00	60.00	60.00
SANIPLAST ONE PUTTY	EACH	2.00	2.00	2.00	2.00	2.00	1.50	2.00
O.R.S. (NIMCOL)	PKT.	18.00	18.00	18.00	18.00	18.00	18.00	18.00
DETTOL (MEDIUM)	BOTTLE	150.00	150.00	150.00	150.00	100.00	150.00	100.00
COTTON BANDAGE 2" - 4"	EACH	11.00	11.00	9.00	11.00	8.00	13.00	7.00
THERMOMETER CHINA	EACH	50.00	48.75	50.00	50.00	68.00	49.00	40.00
DOCTOR (MBBS) CLINIC FEE	P/PAT.	216.67	225.00	135.00	175.00	125.00	312.50	100.00
URINE TEST (DR) CHARGES	P/TEST	283.33	315.63	110.00	150.00	155.00	100.00	100.00
BLOOD TEST (CP) CHARGES	P/TEST	516.67	578.13	275.00	300.00	575.00	375.00	300.00
SUGAR TEST (RANDOM/FASTING BOTH) CHARGES	P/TEST	450.00	470.00	200.00	210.00	175.00	105.00	200.00
ECG CHARGES	P/TEST	412.50	475.00	250.00	250.00	325.00	312.50	200.00
X-RAY (CHEST) CHARGES	P/X-RAY	558.33	550.00	375.00	400.00	400.00	425.00	400.00
CAR SUZUKI 800 CC (W/O. A/C)	EACH	817750.00	817750.00	817750.00	817750.00	817750.00	817750.00	817750.00
CAR SUZUKI 1000 CC	EACH	1400000.00	1400000.00	1400000.00	1400000.00	1400000.00	1400000.00	1400000.00
CAR TOYOTA 1300 CC	EACH	2051000.00	2051000.00	2051000.00	2651000.00	2031000.00	2026000.00	1979000.00
CAR HONDA CIVIC	EACH	2861500.00	2861500.00	2861500.00	2861500.00	2861500.00	2824000.00	3005500.00
MOTORCYCLE HONDA CD-70.	EACH	66900.00	66900.00	66900.00	66900.00	66900.00	66900.00	65900.00
MOTORCYCLE YAMAHA 100CC.	EACH	79300.00	79300.00	79300.00	79300.00	79300.00	79300.00	79300.00
MOTOR CYCLE HERO 70 CC	EACH	46750.00	46750.00	46500.00	45000.00	49000.00	41500.00	43500.00
BICYCLE WITH TYRES & TUBES	EACH	8658.33	8775.00	8650.00	9000.00	8000.00	8375.00	7700.00
TYRE CAR WITH TUBE GENERAL	EACH	2975.00	3012.50	2975.00	3175.00	3000.00	3150.00	3300.00
TYRE MOTOR CYCLE WITHOUT TUBE	EACH	1162.50	1171.88	1250.00	1225.00	1200.00	1200.00	1250.00
TYRE CYCLE SPECIFY BRAND NAME	EACH	389.17	393.75	395.00	455.00	360.00	375.00	350.00
TYRE CAR W/O TUBE	EACH	2975.00	2943.75	2925.00	3175.00	2850.00	2800.00	3000.00
PETROL SUPER	LITRE	97.83	97.83	97.83	97.83	97.83	97.83	97.83
HIGH SPEED DIESEL HSD	LITRE	112.94	112.94	112.94	112.94	112.94	112.94	112.94
CNG	K.G.	86.22	86.23	84.50	84.95	82.95	78.98	82.95
GAS CYLINDER STAND. SIZE	EACH	1400.00	1420.00	1430.00	1400.00	1320.00	1300.00	1320.00
MOTOR CYCLE SERVICE CHARGES	EACH	325.00	325.00	290.00	350.00	275.00	187.50	280.00
CAR SERVICE CHARGES	EACH	345.83	375.00	325.00	425.00	400.00	300.00	250.00
TYRE PUNCTURE CHARGES	EACH	75.00	75.00	50.00	90.00	90.00	75.00	80.00
CYCLE OVERHAULING CHARGES	EACH	866.67	912.50	475.00	475.00	319.64	325.00	200.00
CAR TAX FOR 800CC TO 1300CC	YEARLY	2650.00	432.00	2650.00	2650.00	2650.00	2650.00	2650.00
TRAIN FARE ECO. 1-100 KM.	P/KM.	1.79	1.79	1.79	1.79	1.79	1.79	1.79
TRAIN FARE ECO. 101-500 KM.	P/KM.	1.26	1.26	1.26	1.26	1.26	1.26	1.26
TRAIN FARE ECO. > 500 KM.	P/KM.	0.88	0.88	0.88	0.88	0.88	0.88	0.88
TRAIN FARE IST SLP. 1-100KM	P/KM.	2.85	2.85	2.85	2.85	2.85	2.85	2.85
TRAIN FARE IST SLP.101-500 KM	P/KM.	2.28	2.28	2.28	2.28	2.28	2.28	2.28
TRAIN FARE IST SLP. > 500 KM	P/KM.	1.49	1.49	1.49	1.49	1.49	1.49	1.49
TRAIN FARE A/C SLP. 1-100KM.	P/KM	5.60	5.60	5.60	5.60	5.60	5.60	5.60
TRAIN FARE A/C SLP.101-500KM	P/KM.	5.02	5.02	5.02	5.02	5.02	5.02	5.02
TRAIN FARE A/C SLP > 500KM.	P/KM	3.71	3.71	3.71	3.71	3.71	3.71	3.71
PLATEFORM TICKET	EACH	10.00	10.00	10.00	10.00	10.00	10.00	10.00
AUTO RICKSHAW FARES	KM/MIN	75.00	0.00	55.00	90.00	50.00	90.00	60.00
FULL TONGA CHARGES	KM/MIN	0.00	0.00	0.00	0.00	80.00	100.00	50.00
TAXI 4 SEATER FARE	KM/MIN	100.00	100.00	75.00	0.00	100.00	100.00	100.00

Contd.

7.11 Intercity Consumer Prices November, 2018

Description	Unit	Rawalpindi	Islamabad	Attock	Jehlum	Lahore	Sahiwal	Gujranwala
BUS FARE MIN (WITHIN CITY)	TICKET	12.00	12.00	0.00	12.00	12.00	0.00	15.00
BUS FARE MAX (WITHIN CIT	TICKET	28.00	28.00	0.00	25.00	23.00	0.00	20.00
BUS FARE OUTSIDE CITY	P/KM.	0.93	0.93	0.93	0.93	0.93	0.74	1.60
A/C BUS FARE OUTSIDE CITY	P/KM.	2.33	2.33	2.33	2.33	2.30	2.23	3.17
MINIBUS FARE MIN.WITH IN CITY	TICKET	15.00	15.00	0.00	0.00	15.00	0.00	10.00
MINIBUS FARE MAX.WITH IN CITY	TICKET	24.00	24.00	0.00	0.00	35.00	0.00	20.00
SUZUKI FARE MIN.WITH IN CITY	TICKET	15.00	15.00	15.00	0.00	12.00	0.00	10.00
SUZUKI FARE MAXIMUM W.IN CITY	TICKET	24.00	24.00	15.00	10.00	22.00	0.00	20.00
AIR FARE ECONOMY CLASS.	P/KM.	23.03	23.03	23.03	23.03	23.03	0.00	23.03
POSTAL ENVELOPE DOMESTIC	EACH	8.00	8.00	8.00	8.00	8.00	8.00	8.00
ENVELOPE FOR SAUDI ARABIA	EACH	50.00	50.00	50.00	50.00	55.00	50.00	50.00
POSTAL REGISTRATION CHARGES	EACH	38.00	38.00	38.00	38.00	38.00	38.00	38.00
U.M.S. REG CHARGES MIN.	EACH	58.00	58.00	58.00	58.00	60.00	59.00	59.00
T.C.S. CH. MIN.WITH IN ZONE	EACH	200.00	200.00	200.00	200.00	200.00	200.00	200.00
TELEPHONE CHARGES LOCAL CALL	P/CALL	4.65	4.65	4.65	4.65	4.65	4.65	4.65
TEL CHARGES OUT SIDE CITY	P/CALL	4.65	4.65	4.65	4.65	4.65	4.65	4.65
INTERNET CHARGES	P/HOUR	32.50	32.50	30.00	50.00	30.00	12.00	50.00
MOBILE CELL CHARGES	P/UNIT	3.00	3.00	3.00	3.00	2.50	3.00	3.00
FAX CHARGES (LOCAL)	P/PAGE	17.50	20.00	17.50	17.50	20.00	20.00	30.00
TELEPHONE SET AV. QLTY	EACH	625.00	725.00	550.00	850.00	775.00	875.00	1100.00
MOBILE SET NOKIA/SONY/ERICSON/SAMSUNG WITHOUT CAMERA	EACH	2825.00	2875.00	2850.00	3150.00	2700.00	3000.00	2800.00
T.V. 20" COLORED WEGA H-A21.	EACH	18108.33	18200.00	18100.00	18100.00	20500.00	16900.00	15000.00
T.V 20" COLOR CHINA/KORIA)	EACH	14250.00	14250.00	14250.00	14250.00	6500.00	13500.00	7000.00
V.C.P. PANASONIC/LG/NAT	EACH	0.00	0.00	5550.00	0.00	4200.00	0.00	0.00
DVD/VCD PLAYER PANASONIC/LG	EACH	3750.00	3750.00	3550.00	3750.00	6557.14	4500.00	4000.00
RADIO WITH C.PLAYER NATIONAL	EACH	2150.00	2150.00	2150.00	2050.00	1821.43	1800.00	2250.00
PERSONNEL COMPUTER (BRANDED)	EACH	73500.00	73500.00	73500.00	73000.00	53000.00	60000.00	37400.00
VID. CASSETTE BLK. TDK/SONY	EACH	144.17	145.00	135.00	175.00	122.14	155.00	0.00
COM. C.D. (TDK/IMATION)	EACH	56.67	59.38	75.00	75.00	36.79	50.00	35.00
TAPE RECORDER CASSETTE BLANK	EACH	42.50	47.50	42.50	47.50	40.00	65.00	35.00
VIDEO GAME SEGA 16 BYTE	EACH	1150.00	1150.00	1175.00	1050.00	1200.00	1800.00	1050.00
CINEMA A/C. HIGH CLASS	TICKET	250.00	0.00	0.00	0.00	550.00	0.00	80.00
CINEMA NON-A/C HIGH CLASS	TICKET	100.00	0.00	0.00	0.00	150.00	200.00	90.00
CABLE CHARGES	P/MONTH	325.00	325.00	275.00	300.00	303.57	420.00	300.00
TV.LICENCE FEE DOMESTIC	YEARLY	420.00	420.00	420.00	420.00	420.00	420.00	420.00
ENGLISH BOOK CLASS V1	EACH	77.00	77.00	77.00	77.00	76.00	76.00	76.00
ENGLISH BOOK CLASS IX OR X	EACH	126.00	126.00	126.00	126.00	126.00	126.00	126.00
ENG. BOOK IST.YR COMPLETE SET	EACH	81.00	81.00	81.00	81.00	82.00	82.00	82.00
ENGLISH BOOK BA/B.SC	EACH	260.00	260.00	260.00	260.00	260.00	260.00	260.00
URDU BOOK CLASS V (T.B.BORD)	EACH	57.00	57.00	57.00	57.00	57.00	57.00	57.00
URDU BOOK CLASS IX/X(T.B.B)	EACH	138.00	138.00	138.00	138.00	137.00	137.00	137.00
URDU BOOK IST.YEAR/INTER	EACH	51.00	51.00	51.00	51.00	51.00	51.00	51.00
URDU BOOK BA/B.SC	EACH	140.00	140.00	140.00	140.00	140.00	140.00	140.00
MATHS BOOK CALSS V (T.B.B)	EACH	76.00	76.00	76.00	76.00	76.00	76.00	76.00
MATHS BOOK CLASS IX OR X	EACH	228.00	228.00	228.00	228.00	228.00	228.00	228.00
MATHS BOOK IST.YEAR (T.B.B)	EACH	150.00	150.00	150.00	150.00	151.00	150.00	144.00
PAKISTAN STUDIES BOOK BA/B.SC	EACH	150.00	150.00	150.00	150.00	150.00	150.00	150.00
DAILY "DAWN"	P/COPY	22.00	22.00	22.00	22.00	22.00	22.00	22.00
DAILY "JANG"	P/COPY	20.00	20.00	20.00	20.00	20.00	20.00	20.00
DAILY "NAWA-E-WAQT"	P/COPY	20.00	20.00	20.00	20.00	20.00	20.00	20.00
WEEKLY "AKHBAR-E-JAHAN"	P/COPY	60.00	60.00	60.00	60.00	60.00	60.00	60.00
WEEKLY "MAG"	P/COPY	50.00	50.00	50.00	50.00	50.00	50.00	50.00
MONTHLY "NAUNEHAL DIGEST"	P/COPY	35.00	35.00	35.00	35.00	35.00	35.00	35.00
PAPER FOOLSCAPE (27"x17")	QUIRE	60.00	60.00	60.00	60.00	60.00	50.00	40.00
EXERCISE.BOOK LINED 80/100 PGS	EACH	67.08	75.63	62.50	57.50	30.00	50.00	50.00
PENCILGOLDFISH/DEER	EACH	10.00	10.00	8.00	10.00	8.00	7.50	7.00
PEN INK DOLLOR 57 ML BOTTLE	EACH	27.50	28.44	27.50	27.50	30.00	25.00	20.00
PHOTOSTATE PAPER 70 GM	PRT	545.00	545.00	545.00	510.00	500.00	478.75	380.00
BALL PEN (local)	EACH	10.00	10.00	10.00	10.00	8.00	9.00	5.00
FOUNTAIN PEN HERO/WINGS/CHINA	EACH	65.00	55.00	55.00	65.00	60.00	60.00	60.00

Contd.

7.11 Intercity Consumer Prices November, 2018

Description	Unit	Rawalpindi	Islamabad	Attock	Jehlum	Lahore	Sahiwal	Gujranwala
PRIVATE SCHOOL FEE ENGLISH MEDIUM AVERAGE STANDARD (CLASS I)	P/MONTH	3960.83	4009.38	1387.50	2255.00	2910.36	2805.00	1800.00
PRIVATE SCHOOL FEE ENGLISH MEDIUM AVERAGE STANDARD (CLASS V)	P/MONTH	4006.67	4009.38	1500.00	2255.00	2953.21	2835.00	2000.00
PRIVATE SCHOOL FEE ENGLISH MEDIUM AVERAGE STANDARD (CLASS VI)	P/MONTH	4102.50	4653.13	1575.00	2300.00	2967.50	2860.00	2200.00
PRIVATE SCHOOL FEE ENGLISH MEDIUM AVERAGE STANDARD (CLASS X)	P/MONTH	4315.00	4784.38	2025.00	2470.00	3744.29	3052.50	2700.00
PRIVATE MEDICLE COLLEGE FEE MBBS (IST YEAR)	P/MONTH	64921.00	64921.00	64921.00	0.00	66667.00	0.00	0.00
PRIVATE ENGINEERING COLLEGE FEE (ISTR YEAR)	P/MONTH	18541.50	18541.50	18541.50	0.00	19500.00	0.00	0.00
GOVT. COLLEGE FEE IST. YEAR	MONTH	50.00	195.00	50.00	50.00	50.00	50.00	50.00
GOVT. COLLEGE FEE 4TH. YEAR	MONTH	60.00	225.00	60.00	60.00	70.00	60.00	60.00
GOVT. UNIVERSITY FEE MSC.	MONTH	77.50	1000.00	80.00	80.00	150.00	500.00	80.00
GOVT. MED. COLLEGE FEE MBBS	MONTH	1250.00	1250.00	1250.00	0.00	1638.00	1250.00	0.00
GOVT. ENGG. COLL. FEE I YEAR	MONTH	5000.00	5000.00	5000.00	0.00	5000.00	0.00	0.00
COACHING FEE FOR CLASS IX/X	P/MONTH	2750.00	2987.50	1700.00	950.00	2000.00	1400.00	800.00
COACHING CHARGES FOR CLASS IST YEAR/INTER (SCIENCE)	P/MONTH	3250.00	3450.00	2450.00	3500.00	3000.00	2300.00	1500.00
COACHING CHARGES FOR CLASS IST YEAR/INTER (COMMERCE)	P/MONTH	2691.67	3075.00	2100.00	3500.00	3000.00	1300.00	1500.00
I.T. TUITION FEES	P/MONTH	2308.25	2308.25	1550.00	4018.75	7000.00	1300.00	4500.00
MBA TUITION FEES	P/MONTH	16233.25	16233.25	7667.00	4500.00	19000.00	0.00	7000.00
BREAD TANDOORI ST. SIZE	EACH	8.50	8.50	7.50	6.50	6.00	5.50	6.00
COOKED MUTTON (AV. HOTEL)	PLATE	285.00	267.50	270.00	295.00	200.71	0.00	150.00
COOKED BEEF (AV. HOTEL)	PLATE	118.33	128.13	95.00	150.00	115.00	100.00	125.00
COOKED DAL (AV. HOTEL)	PLATE	75.83	85.00	72.50	55.00	67.32	60.00	50.00
CHICKEN BIRYANI FULL/DOUBLE	PLATE	136.67	140.00	185.00	120.00	131.96	160.00	130.00
TEA PREPARED (ORDINARY)	CUP	22.50	22.50	27.50	20.00	22.50	20.00	20.00
HAIRCUT CHARGES FOR MEN	P/CUT	106.25	150.63	135.00	75.00	137.14	100.00	60.00
BEAUTY PORL HAIR STYL CHARGE	P/STY.	391.67	475.00	375.00	525.00	450.00	275.00	350.00
SHAVING CHARGES	PER SHV	73.33	85.00	75.00	50.00	55.71	40.00	40.00
LIPSTICK S.MISS/MEDORA	EACH	130.00	130.00	120.00	130.00	130.00	130.00	130.00
NAIL POLISH S.MISS/MEDORA	EACH	135.00	135.00	135.00	135.00	135.00	95.00	70.00
PERFUME MED.SIZE MEDORA/BROACH	EACH	220.00	220.00	220.00	220.00	220.00	250.00	130.00
HAIR-OIL AMLA/CHAMBELI	BOTTLE	115.00	115.00	120.00	120.00	130.00	145.00	120.00
TOILET SOAP LUX 95 GRAMS	EACH	40.00	40.00	40.00	40.00	43.18	50.00	44.78
TOILET SOAP LIFEBOUY 140 GRM	EACH	42.00	42.00	42.00	42.00	50.00	50.00	48.70
TOILET SOAP SAFEGUARD BATH SIZE	EACH	65.00	65.00	65.00	65.00	53.00	53.00	53.00
TOOTHPASTE MACKLINES 70 GRM	EACH	50.00	50.00	50.00	50.00	50.00	50.00	50.00
TOOTHPAST MED SIZE CLGATE 70 GMS	EACH	85.00	85.00	80.00	80.00	70.00	65.33	70.00
TOOTHBRUSH SHEILD A/PLAQUE	EACH	45.00	45.00	30.00	45.00	40.00	60.00	50.00
TOOTHPOWDER DENTONIC 90 GRM	EACH	35.00	35.00	35.00	40.00	35.00	40.50	45.00
HAIR-COLOUR BEGIN (6 GMS)	EACH	125.00	125.00	125.00	125.00	120.00	130.00	120.00
HAIR COLOUR (KALAKOLA)	BOTTLE	130.00	130.00	130.00	130.00	140.00	130.00	140.00
FACECREAM PONDS (MEDIUM)	EACH	130.00	130.00	130.00	130.00	120.00	130.00	130.00
TALC POWDER VICE ROAY,B.CAT	EACH	175.00	175.00	175.00	175.00	170.00	165.00	165.00
BLADE TREET ORDINARY 10'S	PKT.	40.00	40.00	40.00	37.50	40.00	35.00	40.00
BLADE 7-O-CLOCK STAIN. 5'S	PKT.	35.00	40.00	40.00	35.00	40.00	35.00	35.00
SHAMPOO SUNSILK/PAINTIN 100 ML	BOTTLE	110.00	110.00	110.00	110.00	100.00	99.00	110.00
BEAUTY CREAM (FAIR & LOVELY)	EACH	75.00	75.00	85.00	85.00	140.00	230.00	230.00
HAIR REMOVING CREAM (EU-CREAM)	TUBE	70.00	70.00	70.00	70.00	70.00	70.00	70.00
GEL MEDIUM SIZE	BOTTLE	144.58	153.75	145.00	185.00	75.00	140.00	80.00
DISPOSABLE RAZOR GILLET-II	EACH	50.00	50.00	45.00	50.00	45.00	50.00	45.00
SHAVING CREAM TOUCH-ME/ADM.	EACH	80.00	80.00	80.00	80.00	75.00	70.00	70.00
GOLD TEZABI 24 CT	10 GM.	52200.00	52200.00	51780.00	51780.00	52300.00	51440.00	51268.89
SILVER TEZABI 24 CT	10 GM.	720.00	720.00	690.00	745.00	708.00	729.00	737.31
ARTIFICIAL JEWELLARY SET	SET	1283.33	1325.00	850.00	825.00	1289.29	750.00	800.00
WRIST WATCH GENTS CITIZEN (ORIGINAL) ***	EACH	7558.33	7750.00	7600.00	6750.00	9250.00	10000.00	2500.00
WRIST WATCH LADIES CITIZEN (ORIGINAL) ***	EACH	7558.33	7750.00	7600.00	6750.00	10250.00	4500.00	2500.00
WALL CLOCK QUARTZ AV.QLTY	EACH	625.00	625.00	625.00	375.00	957.14	1050.00	500.00
SUITCASE REXIN (24"x16"x6")	EACH	2658.33	2650.00	2300.00	1325.00	1178.57	2000.00	1250.00
TRUNK MEDIUM SIZE ***	EACH	2750.00	2700.00	2450.00	2100.00	2303.57	2000.00	1500.00
PURSE LADIES (LEATHER) AVERAGE QUALITY	EACH	633.33	712.50	525.00	437.50	1400.00	1400.00	750.00

7.11 Intercity Consumer Prices November, 2018

Description	Unit	Wazirabad	Sialkot	Faisalabad	Jhang	Multan	Muzaffargarh	D.G. Khan
WHEAT	10 KG.	350.00	362.50	337.00	325.00	330.00	330.00	325.00
WHEAT FLOUR FINE/SUPERIOR.	KG.	40.00	50.00	42.00	40.00	40.00	37.50	38.00
WHEAT FLOUR AVG. QLTY	KG.	38.00	40.00	38.00	40.00	37.50	36.50	36.50
WHEAT FLOUR BAG	10 KG.	370.00	390.00	400.00	375.00	375.00	365.00	362.50
MAIDA	KG.	50.00	50.00	47.50	44.00	45.50	47.00	48.00
SUJI	KG.	50.00	60.00	50.00	45.00	49.00	49.00	48.00
BESAN AV. QLTY.	KG.	110.00	110.00	120.00	110.00	120.00	125.00	120.00
RICE BASMATI SUP. QLTY.	KG.	105.00	107.50	155.00	150.00	137.50	137.50	137.50
RICE BASMATI 385/386	KG.	55.00	70.00	85.00	80.00	87.50	87.50	100.00
RICE BASMATI BROKEN AV.QLTY	KG.	60.00	65.00	100.00	90.00	87.50	80.00	80.00
RICE IRRI-6 (SINDH/PUNJAB)	KG.	60.00	47.50	62.50	50.00	50.00	50.00	45.00
VERMICELLI	KG.	90.00	85.00	110.00	70.00	80.00	77.50	80.00
BREAD PLAIN MEDIUM SIZE	EACH	40.00	40.00	45.00	45.00	45.00	45.00	50.00
RUSK (PAPAY)	KG.	160.00	170.00	200.00	180.00	228.33	210.00	200.00
BISCUITS-PACKED	PKT	35.00	35.00	40.00	35.00	40.00	40.00	40.00
BISCUIT-BAKERY (LOOSE)	250 GM	100.00	100.00	85.00	70.00	93.33	75.00	80.00
CORNFLAKS FAUJI 225 GM.	PKT	216.00	180.00	260.00	200.00	180.00	180.00	189.00
SAMOSA (VEGATABLE)	EACH	15.00	15.00	22.50	20.00	14.67	13.50	11.00
PASTRY AV.QLTY.	EACH	30.00	30.00	27.50	35.00	37.50	22.50	30.00
PATTIES (VEGATABLES)	EACH	20.00	25.00	25.00	25.00	29.17	25.00	20.00
NIMCO	250 GM	50.00	50.00	70.00	100.00	72.50	75.00	70.00
CHIPS	250 GM	60.00	65.00	66.25	100.00	83.33	82.50	65.00
BEEF WITH BONE AV.QLTY.	KG	380.00	400.00	375.00	350.00	390.00	345.00	400.00
MUTTON AV.QLTY.	KG	800.00	800.00	850.00	750.00	825.00	675.00	900.00
CHICKEN FARM BROILER (LIVE)	KG	169.00	166.00	180.50	173.00	187.50	187.50	170.00
FISH-RAHU MEDIUM SIZE	KG	290.00	300.00	300.00	320.00	265.00	255.00	260.00
MILK FRESH (UNBOILED)	LTR.	80.00	80.00	85.00	70.00	80.83	70.00	70.00
CURD	KG.	90.00	90.00	95.00	80.00	97.50	87.50	90.00
MILK TETRA PACK 1/2 LTR.	PKT.	60.00	60.00	60.00	70.00	60.00	60.00	60.00
LACTOGEN 400 GRAMS	PKT.	470.00	500.00	500.00	475.00	500.00	500.00	500.00
POWDER MILK NIDO 400GM.	PKT	410.25	410.20	405.00	400.00	410.25	410.25	390.00
MILK POWDER LOOSE/PACKED	KG.	360.00	460.00	525.00	380.00	400.00	400.00	640.00
BUTTER LOCAL PACKED	50 GM.	35.00	25.00	28.00	30.00	27.00	27.00	30.00
EGGS FARM	DOZ	120.00	120.00	125.00	120.00	120.00	120.00	120.00
MUSTARD OIL AV.QLTY.	KG.	170.00	160.00	215.00	170.00	181.67	180.00	170.00
COOKING OIL (DALDA)	2.5LTR	485.00	467.00	485.00	470.00	490.00	490.00	485.00
COOKING OIL (PAKWAN) OTHER BRAND SPECIFY	2.5 LTR	420.00	420.00	450.00	441.70	383.00	375.00	485.00
VEGETABLE GHEE TIN	2.5KG.	480.00	480.00	480.00	495.00	480.00	480.00	480.00
VEGETABLE GHEE (LOOSE)	KG.	140.00	155.00	143.50	180.00	160.00	160.00	160.00
DATES AV.QLTY.	KG.	200.00	160.00	135.00	140.00	190.00	190.00	160.00
PISTACHIO AV.QLTY.	50 GM.	160.00	135.00	130.00	140.00	135.00	140.00	140.00
ALMONDS WHOLE AV.QLTY.	KG.	550.00	600.00	672.50	600.00	598.33	625.00	550.00
COCONUT DRY AV.QLTY.	KG.	380.00	400.00	460.00	350.00	410.00	410.00	400.00
RAISINS AV.QLTY.	50 GM.	30.00	20.00	30.00	30.00	26.67	25.00	20.00
GROUNDNUTS (WITH SHELL)	KG.	230.00	300.00	240.00	200.00	210.00	230.00	210.00
MALTA/MOSAMBI	DOZ	120.00	200.00	110.00	100.00	113.33	110.00	90.00
KINNU	DOZ	0.00	0.00	0.00	0.00	0.00	0.00	0.00
APPLE	KG	120.00	70.00	130.00	100.00	160.00	155.00	110.00
ALOO BUKHARA	KG	0.00	0.00	0.00	0.00	0.00	0.00	0.00
POMEGRANATE (ANNAR)	KG	120.00	150.00	135.00	150.00	157.50	165.00	135.00
GRAPES	KG	130.00	120.00	162.50	160.00	200.00	230.00	165.00
BANANAS	DOZ	55.00	60.00	45.00	50.00	64.00	60.00	55.00
MANGO KALMI	KG	0.00	0.00	0.00	0.00	0.00	0.00	0.00
GUAVA	KG	80.00	100.00	90.00	100.00	88.33	85.00	70.00
WATERMELON (TURBOOZ)	KG	0.00	0.00	0.00	0.00	0.00	0.00	0.00
MUSKMELON (KHARBOOZA)	KG	0.00	0.00	0.00	0.00	0.00	0.00	0.00
SWEETMELON (GARMA)	KG	0.00	0.00	0.00	0.00	0.00	0.00	0.00
PULSE MASOOR (WHOLE)	KG.	120.00	140.00	115.00	80.00	85.83	87.50	80.00
PULSE MASOOR (WASHED)	KG.	130.00	150.00	135.00	100.00	105.00	107.50	80.00
PULSE MOONG (WASHED)	KG.	100.00	110.00	135.00	110.00	115.00	115.00	110.00
PULSE MASH (WASHED)	KG.	160.00	150.00	160.00	125.00	140.00	135.00	140.00

Contd.

7.11 Intercity Consumer Prices November, 2018

Description	Unit	Wazirabad	Sialkot	Faisalabad	Jhang	Multan	Muzaffargarh	D.G. Khan
PULSE GRAM	KG.	100.00	110.00	115.00	110.00	115.83	117.50	120.00
GRAM WHOLE BLACK AV.QLTY.	KG.	100.00	110.00	130.00	100.00	115.00	110.00	110.00
GRAM WHOLE YELLOW AV.QLTY	KG.	140.00	150.00	150.00	120.00	152.50	160.00	150.00
BEANS (LAL LOBIA)	KG.	150.00	240.00	160.00	150.00	161.67	155.00	160.00
POTATOES	KG	60.00	45.00	38.75	50.00	37.50	30.00	30.00
ONION	KG	35.00	40.00	28.75	30.00	27.50	30.00	30.00
TURNIP	KG	30.00	40.00	28.75	30.00	28.00	27.50	30.00
RADISH	KG	30.00	20.00	15.00	15.00	20.50	20.00	20.00
TOMATOES	KG	50.00	40.00	42.50	50.00	39.17	45.00	40.00
CABBAGE	KG	0.00	0.00	0.00	0.00	0.00	0.00	0.00
CAULIFLOWER	KG	40.00	40.00	27.50	30.00	25.83	27.50	30.00
BRINJAL	KG	40.00	30.00	27.50	30.00	38.33	35.00	30.00
PUMPKIN	KG	40.00	60.00	45.00	40.00	32.00	32.50	40.00
BOTTLEGOURD	KG	50.00	70.00	30.00	30.00	41.67	40.00	30.00
LADY FINGER	KG	80.00	80.00	75.00	50.00	63.33	65.00	50.00
PEAS	KG	100.00	100.00	82.50	100.00	107.50	105.00	120.00
SPINACH	KG	20.00	50.00	16.25	15.00	22.50	20.00	20.00
TINDA	KG	180.00	120.00	100.00	120.00	130.00	110.00	40.00
TURAI	KG	60.00	70.00	110.00	60.00	65.00	55.00	50.00
KARAILA	KG	100.00	80.00	62.50	60.00	78.33	75.00	60.00
ARVI	KG	50.00	80.00	45.00	40.00	61.67	65.00	60.00
CHILLIES GREEN	KG	80.00	120.00	67.50	50.00	65.00	65.00	60.00
CARROT	KG	30.00	70.00	42.50	40.00	43.33	45.00	40.00
COCUMBER (KHEERA)	KG	50.00	40.00	33.75	40.00	33.33	35.00	40.00
LEMON	250GM	30.00	30.00	16.25	25.00	35.00	27.50	30.00
SUGAR REFINED	KG.	55.00	55.00	53.50	54.00	53.00	52.00	55.00
GUR AV.QLTY	KG.	90.00	70.00	90.00	80.00	80.00	80.00	70.00
HONEY LANGANESE 500 GM.	BOTTLE	840.00	1095.00	955.00	1050.00	1050.00	1050.00	1050.00
MILO 200 GM.	BOTTLE	243.33	295.00	345.00	254.00	230.00	230.00	300.00
CUSTARD POWDER RAFHAN 300 GM.	PKT	80.00	80.00	80.00	80.00	80.00	80.00	80.00
TOFFEE (HILAL)	EACH	1.00	1.00	2.00	2.00	1.00	1.00	1.00
CHOWKELATE CANDY (SMALL SIZE)	EACH	5.00	5.00	5.00	5.00	5.00	5.00	5.00
SWEETMEAT (MIXED)	KG	300.00	300.00	375.00	300.00	291.67	290.00	300.00
ICE CREAM WALLS	CUP.	40.00	45.00	45.00	45.00	50.00	50.00	45.00
ICE	KG	10.00	10.00	20.00	3.00	4.00	4.00	6.00
JAM AHMED/MITCHELLES	BOTTLE	140.00	150.00	140.00	130.00	140.00	140.00	150.00
SQUASH-MITCHELLES	BOTTLE	175.00	185.00	150.00	180.00	185.00	185.00	160.00
ROOH AFZA	BOTTLE	190.00	190.00	190.00	190.00	190.00	190.00	190.00
JAM-E-SHIREEN	BOTTLE	200.00	200.00	200.00	190.00	200.00	200.00	200.00
SAUNF	50 GM	20.00	20.00	20.00	20.00	15.83	19.00	12.00
CINAMON LOOSE AV. QLTY	50 GM.	25.00	20.00	30.00	30.00	24.00	27.50	25.00
CUMINSEED WHITE NATIONAL	50 GM.	52.00	54.00	70.00	75.00	70.00	70.00	70.00
PEPPER BLACK NATIONAL	50 GM.	110.00	110.00	110.00	110.00	110.00	110.00	100.00
CLOVES LOOSE AV.QLTY	50 GM.	100.00	90.00	120.00	70.00	83.33	82.50	70.00
CARDAMOM LARGE LOOSE AV.QLTY	50 GM.	100.00	160.00	210.00	90.00	119.17	125.00	80.00
CARDAMOM SMALL AV.QLTY	50 GM.	130.00	140.00	160.00	140.00	140.00	140.00	140.00
SALT-POWDERED (LAHORI) LOOSE	KG.	10.00	10.00	10.00	10.00	10.00	10.00	10.00
SALT POWDERED (NATIONAL/SHAN)	PKT	30.00	28.75	30.00	30.00	30.00	30.00	30.00
CHILLIES POWD.NATIONAL 200GM	PKT	120.00	130.00	120.00	120.00	150.00	150.00	150.00
CHILLIES POWDER LOOS	KG.	400.00	320.00	390.00	360.00	276.67	285.00	280.00
CORRIANDER SEED POWD.NATIONAL	PKT	105.00	110.00	104.00	116.00	104.00	104.00	0.00
CORRIANDER SEED (LOOSE)	KG.	180.00	300.00	275.00	240.00	215.00	235.00	200.00
TURMERIC POWD.NATIONAL 50GM	PKT.	35.00	41.00	40.00	40.00	40.00	40.00	38.00
CURRY POWD. NATIONAL 200 GM	PKT.	87.00	90.00	87.00	87.00	87.00	87.00	0.00
TOMATO KETCHUP AHMED/MITCHL	BOTTLE	100.00	95.00	100.00	90.00	100.00	100.00	90.00
PICKLES AHMED/MITCHELLES	BOTTLE	100.00	120.00	120.00	110.00	118.33	120.00	140.00
VINEGAR SYNTHETIC (SIRKA)	BOTTLE	100.00	80.00	90.00	80.00	85.00	85.00	80.00
GARLIC	KG	100.00	120.00	110.00	120.00	113.33	100.00	100.00
GINGER	KG	200.00	200.00	167.50	160.00	196.67	200.00	200.00
TAPAL DANEDAR TEA 200GM PACKET	PKT	194.73	194.74	195.00	200.00	200.00	200.00	194.73
TEA LIPTON YELLOW LABEL 200GM.	PKT.	205.26	205.27	205.26	205.26	205.26	205.26	221.00

Contd.

7.11 Intercity Consumer Prices November, 2018

Description	Unit	Wazirabad	Sialkot	Faisalabad	Jhang	Multan	Muzaffargarh	D.G. Khan
TEA LOOSE KENYA AV.QLTY 250GM.	PKT.	170.00	120.00	180.00	180.00	160.00	175.00	120.00
COFFEE-NESCAFE 75 GM. **	BOTTLE	380.00	350.00	370.00	345.00	400.00	400.00	360.00
COLD DRINK (STANDARD SIZ)	BOTTLE	25.00	25.00	25.00	25.00	20.00	20.00	30.00
FRUIT JUICE TETRA PACK	PKT.	20.00	15.00	22.50	20.00	20.00	20.00	15.00
MINERAL WATER NESTLE 1.5 LTR	BOTTLE	50.00	50.00	50.00	50.00	55.00	55.00	55.00
CIGARETTES K-2 10'S **	PKT	60.00	60.00	60.00	60.00	50.00	50.00	65.00
CIGARETTES CAPSTAN 10'S **	PKT	60.00	60.00	60.00	60.00	60.00	60.00	60.00
CIGARETTES GOLD LEAF 20'S	PKT	150.00	150.00	150.00	150.00	150.00	150.00	150.00
CIGARETTES MORVEN GOLD 20'S	PKT	60.00	60.00	60.00	60.00	60.00	60.00	60.00
BETEL LEAVES	50GM.	110.00	100.00	100.00	120.00	75.00	75.00	110.00
BETEL NUTS	KG.	900.00	850.00	800.00	1200.00	662.50	625.00	1300.00
LONG CLOTH 57" GUL AHMED/AL-KARAM	METER	170.00	250.00	275.00	375.00	285.00	275.00	325.00
SHIRTING AV.QLTY.	METER	150.00	175.00	127.50	550.00	240.00	240.00	225.00
PANT CLOTH W & WEAR AV.QLTY	METER	312.50	300.00	531.25	700.00	365.00	345.00	350.00
LAWN PRINTED GUL AHMED/AL-KARAM	METER	197.50	177.50	280.00	450.00	380.00	360.00	362.50
GEORGETTE AV.QLTY	METER	150.00	130.00	160.00	300.00	108.00	125.00	125.00
LINEN AV.QLTY ***	METER	110.00	140.00	145.00	300.00	250.00	245.00	137.50
HEAVY WT SUITING LAWERNCPUR AVG QLTY	METER	1050.00	2000.00	1450.00	2500.00	1850.00	1800.00	1900.00
HEAVY WT SUITING LAWERNCPUR SUP QLTY	METER	2350.00	2500.00	1700.00	2800.00	3100.00	2300.00	1950.00
TROPICAL SUITING LAW.PUR	METER	925.00	1600.00	1400.00	2800.00	1200.00	1200.00	1300.00
PANT BOY 24"/26" LENGTH.	EACH	700.00	437.50	662.50	800.00	475.00	425.00	550.00
SHIRT BOY 24"/26" LENGTH	EACH	425.00	350.00	437.50	750.00	375.00	375.00	500.00
SCHOOL UNI. PANT,SHIRT BOYS	SUIT	1200.00	675.00	700.00	1060.00	610.00	565.00	650.00
SCHOOL UNI. KAMEEZ,SHAL.BOYS	SUIT	1200.00	675.00	700.00	1000.00	538.33	725.00	750.00
SCHOOL UNI. KAMEEZ,SHAL.GIRL	SUIT	1000.00	675.00	800.00	1100.00	532.50	725.00	850.00
FROCK W/WEAR GIRLS	EACH	900.00	700.00	775.00	2800.00	1883.33	2150.00	1100.00
AWAMI-SUIT W & W(BOY) 24"/26	SUIT	1050.00	1450.00	600.00	1800.00	815.00	875.00	1100.00
AWAMI-SUIT W&W (GENTS)AV.QLTY	SUIT	1050.00	1250.00	875.00	2000.00	1055.00	1475.00	1600.00
PULLOVER GENTS OXFORD/BON.	EACH	3050.00	4000.00	3500.00	3450.00	3450.00	3780.00	2900.00
PULLOVER LADIES OXFORD/BON.	EACH	2850.00	4000.00	3450.00	2850.00	3250.00	2880.00	2900.00
PULLOVER (GENTS) OTHERS A.QTY	EACH	600.00	800.00	850.00	1200.00	1012.50	1050.00	750.00
SECOND-HAND COAT FOR MEN	EACH	500.00	600.00	600.00	600.00	475.00	275.00	200.00
SECONDHAND SWEETER FOR MEN DUP QLTY	EACH	525.00	450.00	375.00	300.00	275.00	175.00	50.00
SECONDHAND WINTER JACKET	EACH	600.00	450.00	650.00	600.00	375.00	325.00	150.00
UNDERWEAR AV.QLTY MEDIUM SIZE	EACH	150.00	100.00	90.00	170.00	165.00	165.00	150.00
VEST FOR MEN AV.QLTY.	EACH	105.00	100.00	122.50	190.00	151.67	155.00	110.00
VEST/SHAMEEZ (WOMEN) AVG. QLTY	EACH	150.00	150.00	150.00	400.00	158.00	145.00	155.00
SOCKS NYLON (PAKISTANI)	PAIR	90.00	65.00	70.00	130.00	96.67	95.00	110.00
BRASSIER AV.QLTY.	EACH	127.50	200.00	275.00	550.00	149.17	110.00	160.00
BRASSIER SUP QLTY	EACH	400.00	475.00	425.00	950.00	336.67	235.00	350.00
DOPATTA GEORGETTE AV.QLTY.	EACH	250.00	400.00	231.25	600.00	226.67	275.00	325.00
DOPATTA COTTON AV GLTY	EACH	200.00	300.00	183.75	350.00	210.00	250.00	275.00
CHADDAR (W/WEAR) (2x2.5 MTR)	EACH	312.50	500.00	450.00	700.00	375.00	475.00	450.00
LUNGI/DHOTI(COTTON) AVG. QLTY	EACH	250.00	350.00	300.00	400.00	245.00	290.00	375.00
HANDKERCHIEF AVG. QLTY PAK	EACH	60.00	35.00	45.00	50.00	49.17	55.00	60.00
HANDKERCHIEF SUP. QLTY PAK	EACH	100.00	50.00	55.00	60.00	69.17	72.50	87.50
GLOVES AV QLTY	PAIR	100.00	200.00	125.00	200.00	105.00	110.00	185.00
AZARBAND COTTON AVG. QLTY	EACH	25.00	20.00	17.50	20.00	15.00	15.00	20.00
SEWING THREAD/REEL(ASLI PARI)	EACH	6.00	5.00	5.50	7.00	8.00	10.00	6.00
WASHING CHARGES PAINT & SHIRT	SUIT	150.00	150.00	125.00	120.00	131.00	140.00	80.00
DRY CLEANING SUIT COAT PANT	SUIT	450.00	400.00	475.00	400.00	375.00	375.00	300.00
WASHING CH. (KAMIZ-SHALWAR)	PAIR	120.00	100.00	110.00	90.00	91.00	100.00	70.00
TAILORING SHIRT	EACH	500.00	500.00	450.00	500.00	420.00	350.00	400.00
TAILORING CHARGES PANT (MEN)	EACH	600.00	625.00	1000.00	700.00	545.00	475.00	900.00
TAILORING COAT-PANT SUIT	SUIT	3200.00	3250.00	5500.00	4500.00	4016.67	3450.00	4500.00
TAILORING AWAMI-SUIT (MALE)	SUIT	700.00	600.00	900.00	600.00	683.33	550.00	600.00
TAILORING SUIT FEMALE	SUIT	650.00	500.00	550.00	600.00	460.00	400.00	500.00
GENTS SHOES PAUL BATA	PAIR	1199.00	1199.00	1199.00	1199.00	1199.00	1199.00	1199.00
GENTS SANDAL BATA	PAIR	699.00	699.00	699.00	699.00	699.00	699.00	699.00
GENTS SPOUNG CHAPPAL BATA	PAIR	199.00	199.00	199.00	199.00	199.00	199.00	199.00
LADIES SANDAL BATA	PAIR	599.00	599.00	599.00	599.00	599.00	599.00	599.00

Contd.

7.11 Intercity Consumer Prices November, 2018

Description	Unit	Wazirabad	Sialkot	Faisalabad	Jhang	Multan	Muzaffargarh	D.G. Khan
LADIES SPOUNG CHAPPAL BATA	PAIR	199.00	199.00	199.00	199.00	199.00	199.00	199.00
CHILD SHOE POWER LITE BATA	PAIR	699.00	699.00	699.00	699.00	699.00	699.00	699.00
GENTS SHOE, ART 1109 SERVICE	PAIR	999.00	999.00	999.00	999.00	999.00	999.00	999.00
NYLON JOGGER 27 SIZE 2-5 ***	PAIR	1399.00	1399.00	1399.00	1399.00	1399.00	1399.00	0.00
CHINA FOOT WEAR AV. QLTY (MALE) *	PAIR	700.00	475.00	525.00	1000.00	516.67	525.00	450.00
CHINA FOOT WEAR AV. QLTY (FEMALE) *	PAIR	550.00	325.00	325.00	900.00	325.00	325.00	325.00
CHINA FOOT WEAR AV. QLTY (CHILDREN) *	PAIR	500.00	325.00	275.00	500.00	275.00	225.00	275.00
SHOE REPAIR HALF SOLE	PAIR	150.00	80.00	175.00	125.00	126.67	72.50	75.00
SHOES POLISH CHARGES AVERAGE SHOP	PAIR	20.00	20.00	20.00	30.00	18.33	17.50	20.00
HOUSE RENT (combined)	MONTH	4009.00	7410.00	7698.00	4972.00	7517.00	5588.00	4633.00
rent 2	pm	4009.00	7410.00	7698.00	4972.00	7517.00	5588.00	4633.00
RENT3	PM	4009.00	7410.00	7698.00	4972.00	7517.00	5588.00	4633.00
RENT4	PM	4009.00	7410.00	7698.00	4972.00	7517.00	5588.00	4633.00
RENT5	PM	4009.00	7410.00	7698.00	4972.00	7517.00	5588.00	4633.00
RENT6	PM	4009.00	7410.00	7698.00	4972.00	7517.00	5588.00	4633.00
SYNTHETIC ENEMAL ROBIALAC BALTI 3.64 LTR.	EACH	2198.00	2093.00	2325.00	2300.00	2726.00	2726.00	2620.00
SYNTHETIC ENEMAL ICI BALTI 3.64 LTR.	EACH	2138.00	2080.00	2325.00	2500.00	2764.00	2764.00	2620.00
CEMENT (LOCAL) SPECIFY BRAND NAME	BAG	600.00	600.00	595.00	610.00	590.00	600.00	600.00
BRICKS (NEW) IST CLASS	P/1000	10000.00	10000.00	9500.00	8700.00	7750.00	7000.00	6500.00
CEMENT BLOCKS (6"x8"x12")	P/100	0.00	0.00	0.00	6000.00	0.00	0.00	0.00
BAJREE	100CFT	5600.00	6500.00	5850.00	4500.00	5075.00	3800.00	2600.00
SAND (BLACK PIT SAND)	K100CFT	2400.00	2500.00	2000.00	2000.00	2000.00	1800.00	1800.00
TIMBER SHESHAM LOG IST QUALITY	cubmt.	52111.00	67000.00	63558.00	45909.00	91607.50	86600.00	70620.00
IRON BAR (M.S. BAR) 1/2"	P/TON	98000.00	100000.00	105000.00	97000.00	100000.00	95000.00	98500.00
CARPANTER WAGE RATE	P/DAY	1200.00	1000.00	800.00	1000.00	1100.00	1000.00	1050.00
MASON (RAJ) WAGE RATE	P/DAY	1200.00	1200.00	1200.00	1000.00	1100.00	950.00	1050.00
UNSKILLED LABOUR WAGE RATE	P/DAY	700.00	800.00	700.00	600.00	600.00	525.00	600.00
PLUMBER WAGE RSTE	P/DAY	1000.00	1000.00	750.00	1000.00	1100.00	1050.00	1050.00
ELECTICIAN WAGE RATE PER DAY **	P/DAY	800.00	0.00	0.00	1000.00	0.00	0.00	0.00
ELECTICIAN WAGE RATE PER POINT **	P/PNT	150.00	140.00	130.00	150.00	100.00	90.00	85.00
WATER CHARGES PER HOUSE	P/MONTH	70.00	100.00	128.75	70.00	100.00	0.00	75.00
ELECT.CHARGES UPTO 50 UNITS	P/UNIT	2.00	2.00	2.00	2.00	2.00	2.00	2.00
ELECT.CHARGES 01 - 100 UNIT	P/UNIT	6.18	6.18	6.18	6.18	6.18	6.18	6.18
ELECT.CHARGES 101 - 300 UNIT	P/UNIT	9.54	9.54	9.54	9.54	9.54	9.54	9.54
ELECT.CHARGES 301 - 1000 UNIT	P/UNIT	16.39	16.39	16.39	16.39	16.39	16.39	16.39
ELECT.CHARGES ABOVE 1000 UNIT	P/UNIT	18.39	18.39	18.39	18.39	18.39	18.39	18.39
ELEC	PM	10.50	10.50	10.50	10.50	10.50	10.50	10.50
GAS CHR G upto 3.3719 MMBTU	MMBTU	145.08	145.08	145.08	145.08	145.08	145.08	145.08
GAS CHR G 3.3719 - 6.7438 MMBTU	MMBTU	308.88	308.88	308.88	308.88	308.88	308.88	308.88
GAS CHR G 6.7438 - 10.1157 MMBTU	MMBTU	321.75	321.75	321.75	321.75	321.75	321.75	321.75
GAS CHR G10.1157 - 13.4876 MMBTU	MMBTU	1310.40	1310.40	1310.40	1310.40	1310.40	1310.40	1310.40
GAS	PM	1708.20	1708.20	1708.20	1708.20	1708.20	1708.20	1708.20
GAS	PM	758.86	758.86	758.86	758.86	758.86	758.86	758.86
KEROSENE OIL	LTR	124.00	128.00	122.50	118.00	117.50	117.50	120.00
FIREWOOD WHOLE	40 KG.	750.00	700.00	600.00	600.00	658.00	655.00	500.00
CHAIR SHESHAM WOOD WITH ARMS **	EACH	3500.00	2700.00	2750.00	2000.00	2350.00	1900.00	2100.00
CHAIR PLASTIC (CHAIRMAN) AVERAGE QUALITY	EACH	800.00	600.00	775.00	850.00	675.00	650.00	575.00
TABLE SHESHAM WOOD (4X2X5") ***	EACH	10000.00	7000.00	5000.00	4500.00	5200.00	5000.00	3250.00
SOFASET WOODEN WITH FOAM SEAT **	SET	26000.00	13500.00	19000.00	18000.00	16375.00	13500.00	17000.00
COT IRON (WITH NIWAR)AV.QLTY.	EACH	2500.00	2000.00	2750.00	2300.00	2062.50	1850.00	1900.00
ALMIRAH (STEEL) 6'X3' 20 GUAGE	EACH	9000.00	9000.00	13000.00	8500.00	7850.00	7750.00	9750.00
DINNING TABLE 6 CHAIRS A.QLTY	SET	24000.00	27500.00	22500.00	32000.00	19700.00	19000.00	24500.00
SINGLE BED WITHOUT FOAM MED.	EACH	9000.00	8000.00	11000.00	10000.00	6125.00	4900.00	5250.00
MATRESS SINGLE(4"THICK)	EACH	6600.00	4000.00	5500.00	6340.00	6900.00	6900.00	6900.00
FARSHI DARI 12'X9' AV.QLTY	EACH	975.00	1000.00	1125.00	2500.00	1200.00	1300.00	1100.00
DARI COTTON (6'x2 1/2') AV.QL	EACH	450.00	500.00	550.00	500.00	541.67	600.00	450.00
CARPET PLAIN AV. QLTY	SQFT.	41.00	50.00	57.50	35.00	25.00	25.00	25.00
QUILT (LIHAF) 3 KG. COTTON	EACH	1050.00	1000.00	1200.00	1300.00	1081.25	900.00	650.00
BLANKET (90" x 54")	EACH	3000.00	4000.00	4750.00	5000.00	4250.00	4250.00	2650.00
BEDSHEET SINGLE BED SUP.QLTY	EACH	400.00	600.00	850.00	750.00	633.33	525.00	650.00

Contd.

7.11 Intercity Consumer Prices November, 2018

Description	Unit	Wazirabad	Sialkot	Faisalabad	Jhang	Multan	Muzaffargarh	D.G. Khan
BED SHEET DOUBLE WITH TWO PILLOW COVERS SUP QLT	SET	1000.00	1200.00	1662.50	1800.00	1258.33	1150.00	1100.00
TOWEL(3'x2') AV. QALTY	EACH	175.00	300.00	250.00	350.00	242.00	245.00	200.00
CEILING FAN 48" SUPER QLT	EACH	2400.00	2500.00	3250.00	3450.00	4055.00	4055.00	3995.00
PEDESTAL FAN 22" SUPER QLT	EACH	4000.00	4000.00	4500.00	5800.00	6285.00	5580.00	5550.00
REFG. DAWLENCE 10 CFT. D.DOOR	EACH	32000.00	36200.00	30000.00	34000.00	34300.00	34300.00	34300.00
D-FREEZER WAVES 8 CFT.	EACH	32000.00	31111.00	29000.00	33000.00	33000.00	33000.00	31500.00
AIRCONDITIONER 1.5 TON PEL	EACH	40000.00	44000.00	42000.00	41500.00	40000.00	40000.00	42000.00
SPLIT AIR CONDITIONER 1.5 TON (SPECIFY BRAND NAME)	EACH	48000.00	45000.00	44000.00	59000.00	55100.00	55100.00	56000.00
AIRCOOLER SUPER ASIA	EACH	14000.00	13000.00	12000.00	13500.00	14000.00	14000.00	18000.00
WASHING MACHINE SINGER	EACH	18500.00	17000.00	18000.00	18500.00	18500.00	18500.00	18500.00
SEWING MACHINE(SINGER)	EACH	8500.00	7400.00	8400.00	7800.00	8800.00	8800.00	8800.00
GIZER LARGE SIZE 30 GALLON CAPACITY SUP QLT	EACH	22900.00	13750.00	19500.00	25900.00	25900.00	25900.00	25900.00
GAS BURNER DOUBLE SPFY.BRAND	EACH	1400.00	1500.00	1550.00	2200.00	2000.00	1700.00	1300.00
ELECT. IRON PHILIPS MDL.1120	EACH	2200.00	2000.00	2000.00	2000.00	2300.00	1600.00	2100.00
ELECTRIC JUICER FOR APPLE	EACH	4500.00	6000.00	6000.00	7800.00	9500.00	9500.00	4500.00
S.STEEL DEGHCHI MEDIUM SIZE	EACH	600.00	550.00	600.00	550.00	790.00	475.00	350.00
ALUMINIUM COOKING PAN (DEGCHI) MED SIZE	EACH	550.00	500.00	550.00	1350.00	375.00	295.00	350.00
NON STICK COOKING PAN (DEGCHI) SUP. QLT	EACH	1500.00	1000.00	1100.00	1350.00	784.38	675.00	800.00
FRYING PAN STEEL AVG. QLT MED. SIZE	EACH	500.00	440.00	325.00	550.00	313.75	195.00	375.00
TAWA IORN (MEDIUM SIZE) AVG. QLT	EACH	300.00	350.00	325.00	364.00	210.00	210.00	200.00
S.STEEL PLATE A.QLTY.(M.SIZE)	EACH	90.00	85.00	65.00	90.00	75.00	60.00	60.00
TABLE SPOON S.STEEL SUP.QLTY.	DOZEN	350.00	340.00	475.00	500.00	275.83	275.00	400.00
WATER SET JUG+6 GLASSES (OMROC)	SET	400.00	1150.00	725.00	750.00	575.00	575.00	400.00
TEA SET PAK. CHINAWARE 21 PCS.	SET	2200.00	2200.00	2350.00	2800.00	2887.50	2900.00	2350.00
DINNER SET PLASTIC 72 PIECES SUPERIOR QLT	SET	5500.00	5500.00	8250.00	7400.00	4925.00	4750.00	6000.00
HOTPOT SET PLASTIC 3 PCS.	SET	1600.00	1350.00	1325.00	2100.00	1381.25	1200.00	1900.00
BUCKET(BALT) PLASTIC MED.SIZ	EACH	280.00	280.00	375.00	400.00	292.00	270.00	400.00
LOTA PLASTIC (MED SIZE) AVERAGE QUALITY	EACH	50.00	80.00	60.00	60.00	52.50	55.00	65.00
PRESURE COOKER 4 LTR.	EACH	1780.00	1250.00	1650.00	1775.00	1756.25	1750.00	1450.00
WATER COOLER 9/10 LTR.PLASTIC	EACH	650.00	650.00	750.00	1200.00	675.00	650.00	850.00
THERMOS STARVAC 1 LTR	EACH	600.00	800.00	650.00	850.00	675.00	625.00	650.00
BULB PHILIPS 100-WATTS	EACH	35.00	30.00	25.00	30.00	40.00	40.00	45.00
TUBE LIGHT PHILIPS 40 WATTS	EACH	110.00	110.00	107.50	130.00	130.00	130.00	130.00
ELECTRIC BLUBS "0" WATTE LOCAL	EACH	20.00	20.00	20.00	20.00	20.00	20.00	25.00
ELECTRIC BLUB ENERGY SAVER 14 WATTS	EACH	170.00	155.00	165.00	150.00	165.00	165.00	190.00
WASHING SOAP 250 GMS SPECIFY BRAND NAME	EACH	45.00	22.00	25.00	40.00	22.00	20.00	25.00
SURF EXCEL 400 GMS POLY BAG	EACH	145.00	112.00	145.00	145.00	145.00	145.00	125.00
WASHING POWDER 1000 GRM	EACH	180.00	190.00	180.00	180.00	190.00	190.00	180.00
WASHING POWDER (WHEEL/ BONUS) 100 GRAMS	EACH	90.00	125.00	92.50	90.00	95.00	95.00	90.00
CLEANSER POWDER VIM 1000 GM	PKT.	85.55	93.75	82.00	80.00	88.89	88.89	80.00
FINIS 500 ML	BOTTLE	193.75	225.00	234.00	250.00	200.00	237.50	195.00
PHNYLE TYPHONE/FINIS/CARRANITE 3 LITRES	BOTTLE	150.00	150.00	150.00	180.00	165.00	165.00	160.00
HARPIC	BOTTLE	165.00	180.00	180.00	155.00	180.00	180.00	180.00
BOOT POLISH CHERRY/KIWI 50ML	EACH	136.90	115.00	120.00	115.00	154.76	154.76	130.00
ROBIN BLUE (35 GRAMS)	PKT.	60.00	55.00	65.00	60.00	60.00	60.00	60.00
TISSU PAPER PERFUMED 100 PCS.	PKT	115.00	120.00	130.00	105.00	130.00	130.00	130.00
TOILET PAPER ROLL (R.PETEL)	P/ROLL	40.00	50.00	50.00	45.00	50.00	50.00	50.00
BOOT POLISH LIQUID CHEERY BLOSSOM KIWI 75 ML	BOTTLE	160.00	160.00	160.00	160.00	160.00	160.00	160.00
MATCH BOX SMALL	EACH	2.00	2.00	2.50	3.00	3.00	3.00	3.00
DRY CELL 1.5 VOLT(LOCAL)	EACH	25.00	15.00	40.00	25.00	25.00	25.00	25.00
HAND STITCHING NEEDLE M.SIZE	PACKET	5.00	10.00	9.00	10.00	10.00	10.00	10.00
SEWING MACHINE NEEDLE (SINGER)	EACH	6.00	8.00	7.00	11.00	8.60	8.60	5.00
HOUSEHOLD SERVANT FEMALE P/T	P/MNTH	2000.00	1500.00	2250.00	3000.00	1500.00	1200.00	1750.00
MARRIAGE HALL WITH FURNITURE	P/HEAD	105.00	100.00	145.00	150.00	96.67	72.50	110.00
SEPTRAN TABLETS	10TAB.	20.00	19.30	20.00	18.10	20.10	20.10	20.10
BRUFEN TABS 200-MG.	10TAB.	10.00	10.00	10.00	8.90	8.90	8.90	8.90
PANADOL TAB. EXTRA/PLAIN	10TAB.	12.00	12.00	12.63	12.50	12.50	12.50	12.50
DISPRIN TAB.	10TAB.	12.40	13.50	13.00	13.30	13.40	13.40	13.80
TRISIL TAB.	10 TAB	10.00	12.00	11.00	10.85	11.56	11.56	11.60
FLAGYL TAB. 200 MG.	10TAB.	10.00	10.00	10.00	10.00	10.00	10.00	10.00

Contd.

7.11 Intercity Consumer Prices November, 2018

Description	Unit	Wazirabad	Sialkot	Faisalabad	Jhang	Multan	Muzaffargarh	D.G. Khan
VENTOLIN TAB. 2MG.	10TAB.	10.00	10.00	10.00	9.90	10.31	10.31	10.30
DAONIL TAB. 5 MG.	10TAB.	17.00	17.00	17.00	16.80	16.92	16.92	17.00
ENTOX TAB.	10TAB.	15.00	15.00	16.00	15.00	15.00	15.00	15.00
RENITEC TAB. 5 MG.	10TAB.	58.50	61.00	61.00	58.80	60.50	60.50	60.60
CAC. 1000 TAB	BOTTLE	133.08	128.00	133.00	133.00	133.08	133.08	133.08
AMOXIL CAPSOLE 250 MG.S	10CAP.	35.00	36.00	36.00	35.70	36.44	36.44	36.40
CALCIUM SYRUP SANDOZ	BOTTLE	64.00	64.00	64.00	64.00	64.00	64.00	64.00
LEDERPLEX SYRUP	BOTTLE	52.74	52.70	53.00	52.75	52.74	52.74	52.74
SANCOS SYRUP (50 ML.)	BOTTLE	55.00	30.00	55.00	30.00	30.00	30.00	30.00
PHENERGAN SYRUP 120 ML.	BOTTLE	35.35	35.33	35.00	35.00	35.35	35.35	36.75
CALPOL SYRUP 60 ML.	BOTTLE	30.60	29.58	29.58	29.58	29.58	29.58	29.58
HYDRYLLIN SYRUP 120 ML.	BOTTLE	69.00	69.00	69.00	69.00	69.00	69.00	69.00
POLYFAX EYE OINTMENT	TUBE	21.00	21.00	21.00	21.00	22.50	22.50	21.60
BETNESOL EYE DROPS	BOTTLE	33.89	33.89	33.00	34.60	34.60	34.60	34.60
EAR DROPS (CARDISPORINE) ***	BOTTLE	21.00	21.00	25.00	25.00	21.00	21.00	25.89
BETNOVATE-N OINTMENT 5 GMS	TUBE	16.67	16.00	16.00	16.00	16.68	16.68	16.00
BURNOL CREAM 30 GRM	TUBE	55.42	55.42	55.42	55.42	55.42	55.42	55.42
VICKS VAPORUB/BALM	BOTTLE	36.00	36.00	36.00	36.00	36.00	36.00	36.00
GLYCRINE SMALL BOTTLE	BOTTLE	17.00	35.00	24.00	30.00	25.00	25.00	25.00
JOUHAR JOSHANDA	PKT.	10.00	10.00	10.00	10.00	10.00	10.00	10.00
GALXOS-D (450 GRMS)	PKT.	157.50	157.50	140.00	157.50	157.50	157.50	157.50
GRIPE-WATER WOODWARDS	BOTTLE	60.00	60.00	60.00	60.00	60.00	60.00	60.00
SANIPLAST ONE PUTTY	EACH	2.00	1.40	2.00	2.00	1.45	1.45	1.50
O.R.S. (NIMCOL)	PKT.	18.00	15.00	18.00	18.00	18.00	18.00	18.00
DETTOL (MEDIUM)	BOTTLE	100.00	150.00	100.00	100.00	150.00	150.00	150.00
COTTON BANDAGE 2" - 4"	EACH	7.00	10.00	8.50	7.50	10.00	10.00	8.00
THERMOMETER CHINA	EACH	40.00	40.00	46.25	40.00	55.83	57.50	50.00
DOCTOR (MBBS) CLINIC FEE	P/PAT.	100.00	100.00	250.00	500.00	150.00	100.00	200.00
URINE TEST (DR) CHARGES	P/TEST	100.00	150.00	250.00	80.00	121.25	55.00	100.00
BLOOD TEST (CP) CHARGES	P/TEST	300.00	350.00	500.00	240.00	290.00	225.00	350.00
SUGAR TEST (RANDOM/FASTING BOTH) CHARGES	P/TEST	200.00	200.00	200.00	100.00	143.33	100.00	140.00
ECG CHARGES	P/TEST	200.00	150.00	200.00	200.00	312.50	125.00	350.00
X-RAY (CHEST) CHARGES	P/X-RAY	300.00	200.00	500.00	600.00	275.00	200.00	375.00
CAR SUZUKI 800 CC (W/O. A/C)	EACH	0.00	817750.00	817750.00	847500.00	817750.00	0.00	817750.00
CAR SUZUKI 1000 CC	EACH	0.00	1400000.00	1400000.00	1516000.00	1400000.00	0.00	1516000.00
CAR TOYOTA 1300 CC	EACH	0.00	1976000.00	1979000.00	2076000.00	2094000.00	0.00	5004125.00
CAR HONDA CIVIC	EACH	0.00	2964500.00	0.00	0.00	2861500.00	0.00	0.00
MOTORCYCLE HONDA CD-70.	EACH	65900.00	66900.00	66900.00	66900.00	66900.00	66900.00	66900.00
MOTORCYCLE YAMAHA 100CC.	EACH	79300.00	79300.00	79300.00	79300.00	80000.00	80000.00	79300.00
MOTOR CYCLE HERO 70 CC	EACH	42500.00	45000.00	47500.00	47000.00	47500.00	0.00	46500.00
BICYCLE WITH TYRES & TUBES	EACH	7700.00	7200.00	9500.00	9000.00	8500.00	8500.00	8000.00
TYRE CAR WITH TUBE GENERAL	EACH	3000.00	3000.00	3500.00	3275.00	3175.00	3175.00	2900.00
TYRE MOTOR CYCLE WITHOUT TUBE	EACH	1200.00	1120.00	1300.00	1050.00	1180.00	1180.00	950.00
TYRE CYCLE SPECIFY BRAND NAME	EACH	350.00	350.00	450.00	400.00	450.00	450.00	320.00
TYRE CAR W/O TUBE	EACH	2850.00	3000.00	3200.00	3275.00	3175.00	0.00	2900.00
PETROL SUPER	LITRE	97.83	97.83	97.83	97.83	97.83	97.83	97.83
HIGH SPEED DIESEL HSD	LITRE	112.94	112.94	112.94	112.94	112.94	112.94	112.94
CNG	K.G.	83.99	81.95	82.99	82.50	82.95	82.95	80.95
GAS CYLINDER STAND. SIZE	EACH	1320.00	1540.00	1400.00	1450.00	1320.00	1370.00	1400.00
MOTOR CYCLE SERVICE CHARGES	EACH	300.00	175.00	225.00	270.00	270.00	275.00	250.00
CAR SERVICE CHARGES	EACH	250.00	400.00	312.50	300.00	275.00	275.00	225.00
TYRE PUNCTURE CHARGES	EACH	80.00	100.00	70.00	60.00	70.00	65.00	40.00
CYCLE OVERHAULING CHARGES	EACH	200.00	350.00	275.00	500.00	281.00	290.00	275.00
CAR TAX FOR 800CC TO 1300CC	YEARLY	2650.00	2650.00	2650.00	2650.00	2650.00	2650.00	2650.00
TRAIN FARE ECO. 1-100 KM.	P/KM.	1.79	1.79	1.79	1.79	1.79	1.79	1.79
TRAIN FARE ECO. 101-500 KM.	P/KM.	1.26	1.26	1.26	1.26	1.26	1.26	1.26
TRAIN FARE ECO. > 500 KM.	P/KM.	0.88	0.88	0.88	0.88	0.88	0.88	0.88
TRAIN FARE IST SLP. 1-100KM	P/KM.	2.85	2.85	2.85	2.85	2.85	2.85	2.85
TRAIN FARE IST SLP.101-500 KM	P/KM.	2.28	2.28	2.28	2.28	2.28	2.28	2.28
TRAIN FARE IST SLP. > 500 KM	P/KM.	1.49	1.49	1.49	1.49	1.49	1.49	1.49
TRAIN FARE A/C SLP. 1-100KM.	P/KM	5.60	5.60	5.60	5.60	5.60	5.60	5.60

Contd.

7.11 Intercity Consumer Prices November, 2018

Description	Unit	Wazirabad	Sialkot	Faisalabad	Jhang	Multan	Muzaffargarh	D.G. Khan
TRAIN FARE A/C SLP.101-500KM	P/KM.	5.02	5.02	5.02	5.02	5.02	5.02	5.02
TRAIN FARE A/C SLP > 500KM.	P/KM	3.71	3.71	3.71	3.71	3.71	3.71	3.71
PLATEFORM TICKET	EACH	10.00	10.00	10.00	10.00	10.00	10.00	10.00
AUTO RICKSHAW FARES	KM/MIN	50.00	60.00	65.00	50.00	30.00	30.00	50.00
FULL TONGA CHARGES	KM/MIN	60.00	60.00	75.00	100.00	49.38	50.00	56.00
TAXI 4 SEATER FARE	KM/MIN	100.00	100.00	60.00	90.00	100.00	100.00	50.00
BUS FARE MIN (WITHIN CITY)	TICKET	10.00	0.00	20.00	0.00	9.00	0.00	0.00
BUS FARE MAX (WITHIN CIT	TICKET	20.00	0.00	50.00	0.00	21.00	0.00	0.00
BUS FARE OUTSIDE CITY	P/KM.	1.60	0.86	1.10	1.36	1.20	1.20	1.30
A/C BUS FARE OUTSIDE CITY	P/KM.	1.45	1.11	1.74	2.27	1.50	1.50	2.00
MINIBUS FARE MIN.WITH IN CITY	TICKET	10.00	0.00	0.00	0.00	11.00	0.00	0.00
MINIBUS FARE MAX.WITH IN CITY	TICKET	10.00	0.00	0.00	0.00	24.00	0.00	0.00
SUZUKI FARE MIN.WITH IN CITY	TICKET	0.00	15.00	20.00	15.00	11.00	0.00	8.00
SUZUKI FARE MAXIMUM W.IN CITY	TICKET	0.00	20.00	30.00	20.00	21.00	0.00	8.00
AIR FARE ECONOMY CLASS.	P/KM.	0.00	23.03	23.03	0.00	23.03	0.00	23.03
POSTAL ENVELOPE DOMESTIC	EACH	8.00	8.00	8.00	8.00	8.00	8.00	8.00
ENVELOPE FOR SAUDI ARABIA	EACH	50.00	50.00	60.00	50.00	50.00	50.00	50.00
POSTAL REGISTRATION CHARGES	EACH	38.00	38.00	38.00	38.00	38.00	38.00	38.00
U.M.S. REG CHARGES MIN.	EACH	59.00	59.00	59.00	59.00	59.00	59.00	59.00
T.C.S. CH. MIN.WITH IN ZONE	EACH	200.00	200.00	200.00	200.00	200.00	200.00	200.00
TELEPHONE CHARGES LOCAL CALL	P/CALL	4.65	4.65	4.65	4.65	4.65	4.65	4.65
TEL CHARGES OUT SIDE CITY	P/CALL	4.65	4.65	4.65	4.65	4.65	4.65	4.65
INTERNET CHARGES	P/HOUR	50.00	25.00	22.50	60.00	20.00	22.50	20.00
MOBILE CELL CHARGES	P/UNIT	3.00	3.06	3.00	3.00	3.00	4.00	3.00
FAX CHARGES (LOCAL)	P/PAGE	30.00	20.00	20.00	30.00	20.00	20.00	15.00
TELEPHONE SET AV. QLTY	EACH	1000.00	500.00	600.00	1000.00	775.00	475.00	900.00
MOBILE SET NOKIA/SONY/ERICSON/SAMSUNG WITHOUT CAMERA	EACH	4250.00	2600.00	2200.00	3300.00	3800.00	3800.00	2900.00
T.V. 20" COLORED WEGA H-A21.	EACH	18500.00	20000.00	32500.00	12500.00	23500.00	23500.00	23500.00
T.V 20" COLOR CHINA/KORIA)	EACH	7000.00	13500.00	16900.00	5500.00	15500.00	15500.00	14900.00
V.C.P. PANASONIC/LG/NAT	EACH	0.00	5400.00	5750.00	0.00	0.00	0.00	0.00
DVD/VCD PLAYER PANASONIC/LG	EACH	4100.00	4500.00	4500.00	6000.00	4500.00	4200.00	4000.00
RADIO WITH C.PLAYER NATIONAL	EACH	2500.00	2250.00	2175.00	1250.00	3500.00	0.00	3000.00
PERSONNEL COMPUTER (BRANDED)	EACH	37500.00	35000.00	38820.00	56000.00	48200.00	48200.00	35000.00
VID. CASSETTE BLK. TDK/SONY	EACH	0.00	100.00	150.00	100.00	180.00	170.00	150.00
COM. C.D. (TDK/IMATION)	EACH	35.00	70.00	65.00	50.00	60.00	60.00	60.00
TAPE RECORDER CASSETTE BLANK	EACH	35.00	30.00	70.00	60.00	50.00	42.50	40.00
VIDEO GAME SEGA 16 BYTE	EACH	0.00	1250.00	1450.00	1200.00	1300.00	0.00	1600.00
CINEMA A/C. HIGH CLASS	TICKET	0.00	500.00	250.00	0.00	275.00	0.00	0.00
CINEMA NON-A/C HIGH CLASS	TICKET	0.00	300.00	250.00	30.00	150.00	40.00	35.00
CABLE CHARGES	P/MONTH	300.00	287.50	300.00	300.00	300.00	275.00	350.00
TV.LICENCE FEE DOMESTIC	YEARLY	420.00	420.00	420.00	420.00	420.00	420.00	420.00
ENGLISH BOOK CLASS V1	EACH	76.00	76.00	76.00	76.00	76.00	76.00	76.00
ENGLISH BOOK CLASS IX OR X	EACH	126.00	126.00	126.00	126.00	126.00	126.00	126.00
ENG. BOOK IST.YR COMPLETE SET	EACH	82.00	82.00	82.00	82.00	82.00	82.00	82.00
ENGLISH BOOK BA/B.SC	EACH	260.00	260.00	260.00	260.00	260.00	260.00	260.00
URDU BOOK CLASS V (T.B.BORD)	EACH	57.00	57.00	57.00	57.00	57.00	57.00	57.00
URDU BOOK CLASS IX/X(T.B.B)	EACH	137.00	137.00	137.00	137.00	137.00	137.00	137.00
URDU BOOK IST.YEAR/INTER	EACH	51.00	53.00	51.00	51.00	51.00	51.00	51.00
URDU BOOK BA/B.SC	EACH	140.00	140.00	140.00	140.00	140.00	140.00	140.00
MATHS BOOK CALSS V (T.B.B)	EACH	76.00	76.00	76.00	76.00	76.00	76.00	76.00
MATHS BOOK CLASS IX OR X	EACH	228.00	228.00	228.00	228.00	228.00	228.00	228.00
MATHS BOOK IST.YEAR (T.B.B)	EACH	144.00	144.00	144.00	150.00	151.00	151.00	150.00
PAKISTAN STUDIES BOOK BA/B.SC	EACH	150.00	155.00	150.00	150.00	150.00	150.00	150.00
DAILY "DAWN"	P/COPY	22.00	22.00	22.00	22.00	22.00	22.00	22.00
DAILY "JANG"	P/COPY	20.00	20.00	20.00	20.00	20.00	20.00	20.00
DAILY "NAWA-E-WAQT"	P/COPY	20.00	20.00	20.00	20.00	20.00	20.00	20.00
WEEKLY "AKHBAR-E-JAHAN"	P/COPY	60.00	60.00	60.00	60.00	60.00	60.00	60.00
WEEKLY "MAG"	P/COPY	50.00	50.00	50.00	50.00	50.00	50.00	50.00
MONTHLY "NAUNEHAL DIGEST"	P/COPY	35.00	35.00	35.00	35.00	35.00	35.00	35.00
PAPER FOOLSCAPE (27"x17")	QUIRE	40.00	30.00	45.00	50.00	37.50	33.75	40.00
EXERCISE.BOOK LINED 80/100 PGS	EACH	50.00	80.00	90.00	70.00	32.50	27.50	30.00

Contd.

7.11 Intercity Consumer Prices November, 2018

Description	Unit	Wazirabad	Sialkot	Faisalabad	Jhang	Multan	Muzaffargarh	D.G. Khan
PENCILGOLDFISH/DEER	EACH	7.00	8.00	6.00	7.00	6.50	7.00	7.00
PEN INK DOLLOR 57 ML BOTTLE	EACH	20.00	25.00	20.00	25.00	25.00	25.00	20.00
PHOTOSTATE PAPER 70 GM	PRT	380.00	450.00	400.00	480.00	480.00	480.00	440.00
BALL PEN (local)	EACH	5.00	7.50	5.00	10.00	6.17	6.00	7.00
FOUNTAIN PEN HERO/WINGS/CHINA	EACH	60.00	50.00	50.00	60.00	59.00	60.00	50.00
PRIVATE SCHOOL FEE ENGLISH MEDIUM AVERAGE STANDARD (CLASS I)	P/MONTH	1450.00	1000.00	2956.25	1700.00	2358.33	983.33	1875.00
PRIVATE SCHOOL FEE ENGLISH MEDIUM AVERAGE STANDARD (CLASS VI)	P/MONTH	1650.00	1200.00	3005.00	1800.00	2683.33	1033.33	2050.00
PRIVATE SCHOOL FEE ENGLISH MEDIUM AVERAGE STANDARD (CLASS VI)	P/MONTH	1850.00	1300.00	3005.00	1800.00	2925.00	1250.00	2250.00
PRIVATE SCHOOL FEE ENGLISH MEDIUM AVERAGE STANDARD (CLASS XI)	P/MONTH	2000.00	1500.00	3005.00	2000.00	3175.00	1600.00	2600.00
PRIVATE MEDICLE COLLEGE FEE MBBS (1ST YEAR)	P/MONTH	0.00	0.00	53500.00	0.00	45166.67	0.00	0.00
PRIVATE ENGINEERING COLLEGE FEE (ISTR YEAR)	P/MONTH	0.00	0.00	4950.00	0.00	16000.00	0.00	0.00
GOVT. COLLEGE FEE 1ST. YEAR	MONTH	50.00	50.00	50.00	50.00	50.00	50.00	50.00
GOVT. COLLEGE FEE 4TH. YEAR	MONTH	60.00	60.00	60.00	60.00	60.00	60.00	60.00
GOVT. UNIVERSITY FEE MSC.	MONTH	77.50	0.00	734.00	180.00	1833.33	0.00	833.00
GOVT. MED. COLLEGE FEE MBBS	MONTH	873.00	0.00	1338.00	0.00	1337.50	0.00	1250.00
GOVT. ENGG. COLL. FEE 1 YEAR	MONTH	1558.00	0.00	5750.00	0.00	3666.66	0.00	0.00
COACHING FEE FOR CLASS IX/X	P/MONTH	500.00	550.00	1400.00	1500.00	800.00	500.00	500.00
COACHING CHARGES FOR CLASS 1ST YEAR/INTER (SCIENCE)	P/MONTH	1200.00	1900.00	2000.00	2100.00	1200.00	900.00	1500.00
COACHING CHARGES FOR CLASS 1ST YEAR/INTER (COMMERCE)	P/MONTH	1200.00	2400.00	1500.00	2100.00	1133.33	900.00	1000.00
I.T. TUITION FEES	P/MONTH	3900.00	0.00	5800.00	2000.00	3000.00	0.00	2000.00
MBA TUITION FEES	P/MONTH	2000.00	0.00	19000.00	0.00	7390.00	0.00	2000.00
BREAD TANDOORI ST. SIZE	EACH	6.00	7.00	6.00	6.00	6.00	5.50	5.50
COOKED MUTTON (AV. HOTEL)	PLATE	160.00	200.00	275.00	180.00	135.00	145.00	150.00
COOKED BEEF (AV. HOTEL)	PLATE	80.00	130.00	150.00	130.00	93.33	100.00	100.00
COOKED DAL (AV. HOTEL)	PLATE	50.00	60.00	55.00	70.00	40.00	45.00	40.00
CHICKEN BIRYANI FULL/DOUBLE	PLATE	130.00	160.00	150.00	200.00	131.67	100.00	110.00
TEA PREPARED (ORDINARY)	CUP	20.00	20.00	22.50	20.00	20.00	20.00	25.00
HAIRCUT CHARGES FOR MEN	P/CUT	70.00	60.00	75.00	60.00	96.67	85.00	65.00
BEAUTY PORL HAIR STYL CHARGE	P/STY.	300.00	175.00	212.50	300.00	300.00	225.00	275.00
SHAVING CHARGES	PER SHV	40.00	40.00	50.00	30.00	45.00	50.00	50.00
LIPSTICK S.MISS/MEDORA	EACH	130.00	130.00	130.00	130.00	130.00	130.00	130.00
NAIL POLISH S.MISS/MEDORA	EACH	70.00	100.00	115.00	130.00	100.00	100.00	60.00
PERFUME MED.SIZE MEDORA/BROACH	EACH	130.00	200.00	220.00	220.00	130.00	130.00	130.00
HAIR-OIL AMLA/CHAMBELI	BOTTLE	120.00	150.00	120.00	130.00	120.00	120.00	120.00
TOILET SOAP LUX 95 GRAMS	EACH	44.78	38.00	47.00	35.00	40.00	40.00	36.00
TOILET SOAP LIFEBOUY 140 GRM	EACH	48.69	46.50	50.00	47.00	40.00	40.00	48.70
TOILET SOAP SAFEGUARD BATH SIZE	EACH	50.00	50.00	50.00	50.00	53.00	53.00	50.00
TOOTHPASTE MACKLINES 70 GRM	EACH	50.00	50.00	65.00	50.00	50.00	50.00	50.00
TOOTHPAST MED SIZE CLGATE 70 GMS	EACH	70.00	95.00	82.00	75.00	75.00	75.00	75.00
TOOTHBRUSH SHEILD A/PLAUQUE	EACH	50.00	60.00	75.00	75.00	40.00	40.00	40.00
TOOTHPOWDER DENTONIC 90 GRM	EACH	40.00	35.00	33.50	35.00	45.00	45.00	35.00
HAIR-COLOUR BEGIN (6 GMS)	EACH	120.00	100.00	100.00	120.00	120.00	120.00	120.00
HAIR COLOUR (KALAKOLA)	BOTTLE	140.00	120.00	130.00	130.00	130.00	130.00	130.00
FACECREAM PONDS (MEDIUM)	EACH	130.00	105.00	130.00	120.00	130.00	130.00	130.00
TALC POWDER VICE ROAY,B.CAT	EACH	165.00	130.00	165.00	155.00	165.00	165.00	165.00
BLADE TREET ORDINARY 10'S	PKT.	40.00	40.00	35.00	45.00	30.00	30.00	35.00
BLADE 7-O-CLOCK STAIN. 5'S	PKT.	35.00	30.00	35.00	45.00	35.00	35.00	40.00
SHAMPOO SUNSILK/PAINTIN 100 ML	BOTTLE	110.00	110.00	99.00	100.00	110.00	110.00	110.00
BEAUTY CREAM (FAIR & LOVELY)	EACH	230.00	99.00	75.00	230.00	230.00	230.00	130.00
HAIR REMOVING CREAM (EU-CREAM)	TUBE	70.00	65.00	70.00	70.00	70.00	70.00	70.00
GEL MEDIUM SIZE	BOTTLE	80.00	150.00	95.00	125.00	100.00	100.00	155.00
DISPOSABLE RAZOR GILLET-II	EACH	40.00	45.00	50.00	45.00	48.33	50.00	50.00
SHAVING CREAM TOUCH-ME/ADM.	EACH	70.00	60.00	80.00	85.00	70.00	70.00	70.00
GOLD TEZABI 24 CT	10 GM.	51270.00	50900.00	52550.00	51011.00	51011.00	51011.00	52126.00
SILVER TEZABI 24 CT	10 GM.	735.00	775.00	700.00	703.00	730.00	730.00	703.00
ARTIFICIAL JEWELLARY SET	SET	900.00	250.00	575.00	500.00	656.25	575.00	550.00
WRIST WATCH GENTS CITIZEN (ORIGINAL) ***	EACH	2500.00	2500.00	11900.00	5000.00	2500.00	2600.00	2500.00
WRIST WATCH LADIES CITIZEN (ORIGINAL) ***	EACH	2400.00	2500.00	7850.00	5000.00	2500.00	0.00	2500.00
WALL CLOCK QUARTZ AV.QLTY	EACH	500.00	500.00	537.50	1000.00	475.00	425.00	550.00
SUITCASE REXIN (24"x16"x6")	EACH	1500.00	1200.00	1250.00	1500.00	775.00	775.00	1200.00
TRUNK MEDIUM SIZE ***	EACH	1500.00	1500.00	1900.00	1400.00	1191.67	1325.00	1500.00
PURSE LADIES (LEATHER) AVERAGE QUALITY	EACH	1000.00	500.00	675.00	1000.00	1266.67	1300.00	650.00

7.11 Intercity Consumer Prices November, 2018

Description	Unit	Vehari	Sargodha	Mianwali	Bahawal-pur	Bahawal-nagar	R.Y. Khan
WHEAT	10 KG.	330.00	325.00	340.00	338.75	330.00	340.00
WHEAT FLOUR FINE/SUPERIOR.	KG.	40.00	41.00	40.00	40.00	40.00	40.00
WHEAT FLOUR AVG. QLTY	KG.	38.00	38.00	37.00	38.00	38.00	39.00
WHEAT FLOUR BAG	10 KG.	380.00	360.00	360.00	390.00	380.00	360.00
MAIDA	KG.	50.00	50.00	50.00	50.00	50.00	50.00
SUJI	KG.	50.00	50.00	50.00	50.00	50.00	50.00
BESAN AV. QLTY.	KG.	125.00	125.00	120.00	135.00	140.00	120.00
RICE BASMATI SUP. QLTY.	KG.	135.00	130.00	140.00	135.00	140.00	150.00
RICE BASMATI 385/386	KG.	75.00	77.50	100.00	100.00	85.00	80.00
RICE BASMATI BROKEN AV.QLTY	KG.	72.50	65.00	80.00	60.00	70.00	80.00
RICE IRR-6 (SINDH/PUNJAB)	KG.	40.00	70.00	50.00	47.50	50.00	50.00
VERMICELLI	KG.	80.00	75.00	120.00	85.00	80.00	90.00
BREAD PLAIN MEDIUM SIZE	EACH	65.00	45.00	45.00	45.00	45.00	40.00
RUSK (PAPAY)	KG.	200.00	210.00	220.00	250.00	230.00	220.00
BISCUITS-PACKED	PKT	40.00	35.00	40.00	40.00	40.00	35.00
BISCUIT-BAKERY (LOOSE)	250 GM	90.00	80.00	80.00	115.00	80.00	90.00
CORNFLAKS FAUJI 225 GM.	PKT	180.00	180.00	200.00	189.00	180.00	171.00
SAMOSA (VEGATABLE)	EACH	15.00	17.50	20.00	11.00	20.00	20.00
PASTRY AV.QLTY.	EACH	40.00	35.00	40.00	45.00	30.00	40.00
PATTIES (VEGATABLES)	EACH	17.50	30.00	30.00	25.00	30.00	30.00
NIMCO	250 GM	80.00	60.00	80.00	65.00	85.00	100.00
CHIPS	250 GM	65.00	110.00	45.00	70.00	60.00	100.00
BEEF WITH BONE AV.QLTY.	KG	350.00	400.00	350.00	365.00	360.00	300.00
MUTTON AV.QLTY.	KG	700.00	850.00	650.00	725.00	750.00	650.00
CHICKEN FARM BROILER (LIVE)	KG	160.00	180.00	175.00	180.00	142.00	180.00
FISH-RAHU MEDIUM SIZE	KG	290.00	250.00	350.00	290.00	330.00	300.00
MILK FRESH (UNBOILED)	LTR.	75.00	70.00	70.00	67.50	70.00	70.00
CURD	KG.	87.50	90.00	90.00	80.00	80.00	85.00
MILK TETRA PACK 1/2 LTR.	PKT.	70.00	70.00	60.00	67.50	70.00	65.00
LACTOGEN 400 GRAMS	PKT.	490.00	500.00	490.00	500.00	500.00	480.00
POWDER MILK NIDO 400GM.	PKT	399.74	379.50	410.00	410.00	400.00	395.00
MILK POWDER LOOSE/PACKED	KG.	450.00	550.00	450.00	475.00	550.00	480.00
BUTTER LOCAL PACKED	50 GM.	35.00	40.00	50.00	70.00	30.00	30.00
EGGS FARM	DOZ	112.50	120.00	120.00	120.00	120.00	122.00
MUSTARD OIL AV.QLTY.	KG.	155.00	195.00	200.00	170.00	180.00	180.00
COOKING OIL (DALDA)	2.5LTR	495.00	485.00	475.00	520.00	475.00	475.00
COOKING OIL (PAKWAN) OTHER BRAND SPECIFY	2.5 LTR	487.50	475.00	400.00	425.00	450.00	433.00
VEGETABLE GHEE TIN	2.5KG.	480.00	470.00	475.00	495.00	475.00	475.00
VEGETABLE GHEE (LOOSE)	KG.	192.00	145.00	180.00	160.00	145.00	156.00
DATES AV.QLTY.	KG.	190.00	155.00	180.00	175.00	200.00	220.00
PISTACHIO AV.QLTY.	50 GM.	180.00	145.00	140.00	135.00	130.00	140.00
ALMONDS WHOLE AV.QLTY.	KG.	675.00	600.00	550.00	675.00	800.00	650.00
COCONUT DRY AV.QLTY.	KG.	545.00	450.00	450.00	420.00	480.00	500.00
RAISINS AV.QLTY.	50 GM.	22.50	30.00	30.00	23.00	20.00	30.00
GROUNDNUTS (WITH SHELL)	KG.	190.00	300.00	280.00	230.00	200.00	260.00
MALTA/MOSAMBI	DOZ	100.00	75.00	0.00	105.00	80.00	100.00
KINNU	DOZ	0.00	0.00	0.00	0.00	0.00	0.00
APPLE	KG	125.00	75.00	120.00	135.00	150.00	100.00
ALOO BUKHARA	KG	0.00	0.00	0.00	0.00	0.00	0.00
POMEGRANATE (ANNAR)	KG	150.00	135.00	150.00	225.00	110.00	200.00
GRAPES	KG	280.00	135.00	160.00	290.00	150.00	200.00
BANANAS	DOZ	50.00	50.00	60.00	65.00	51.25	60.00
MANGO KALMI	KG	0.00	0.00	0.00	0.00	0.00	0.00
GUAVA	KG	95.00	90.00	100.00	90.00	60.00	60.00
WATERMELON (TURBOOZ)	KG	0.00	0.00	0.00	0.00	0.00	0.00
MUSKMELON (KHARBOOZA)	KG	0.00	0.00	0.00	0.00	0.00	0.00
SWEETMELON (GARMA)	KG	0.00	0.00	0.00	0.00	0.00	0.00
PULSE MASOOR (WHOLE)	KG.	95.00	115.00	120.00	105.00	120.00	80.00
PULSE MASOOR (WASHED)	KG.	115.00	140.00	140.00	105.00	100.00	80.00
PULSE MOONG (WASHED)	KG.	115.00	105.00	100.00	120.00	125.00	110.00
PULSE MASH (WASHED)	KG.	225.00	175.00	120.00	130.00	180.00	125.00

7.11 Intercity Consumer Prices November, 2018

Description	Unit	Vehari	Sargodha	Mianwali	Bahawal-pur	Bahawal-nagar	R.Y. Khan
PULSE GRAM	KG.	122.50	110.00	120.00	120.00	120.00	110.00
GRAM WHOLE BLACK AV QLTY.	KG.	125.00	115.00	100.00	110.00	100.00	100.00
GRAM WHOLE YELLOW AV.QLTY	KG.	180.00	175.00	160.00	155.00	198.75	170.00
BEANS (LAL LOBIA)	KG.	195.00	145.00	160.00	157.50	180.00	150.00
POTATOES	KG	45.00	35.00	20.00	30.00	20.00	20.00
ONION	KG	22.50	25.00	30.00	40.00	20.00	30.00
TURNIP	KG	35.00	40.00	40.00	32.50	15.00	20.00
RADISH	KG	20.00	17.50	40.00	25.00	12.50	25.00
TOMATOES	KG	40.00	40.00	40.00	50.00	30.00	30.00
CABBAGE	KG	0.00	0.00	0.00	0.00	0.00	0.00
CAULIFLOWER	KG	30.00	25.00	30.00	55.00	22.50	30.00
BRINJAL	KG	40.00	30.00	60.00	42.50	22.50	20.00
PUMPKIN	KG	40.00	40.00	40.00	37.50	30.00	60.00
BOTTLEGOURD	KG	30.00	55.00	40.00	42.50	27.50	20.00
LADY FINGER	KG	50.00	90.00	60.00	75.00	42.50	70.00
PEAS	KG	110.00	80.00	100.00	110.00	105.00	120.00
SPINACH	KG	15.00	22.50	30.00	27.50	15.00	10.00
TINDA	KG	100.00	150.00	80.00	130.00	87.50	80.00
TURAI	KG	80.00	75.00	60.00	65.00	80.00	30.00
KARAILA	KG	65.00	100.00	80.00	65.00	40.00	80.00
ARVI	KG	40.00	60.00	60.00	55.00	35.00	35.00
CHILLIES GREEN	KG	60.00	75.00	100.00	65.00	35.00	40.00
CARROT	KG	40.00	40.00	50.00	47.50	62.50	40.00
COCUMBER (KHEERA)	KG	30.00	30.00	40.00	40.00	30.00	30.00
LEMON	250GM	20.00	25.00	30.00	27.50	25.00	25.00
SUGAR REFINED	KG.	52.00	53.50	54.00	55.00	55.00	52.00
GUR AV.QLTY	KG.	80.00	80.00	100.00	77.50	80.00	70.00
HONEY LANGANESE 500 GM.	BOTTLE	1090.00	940.00	960.00	1175.00	1000.00	900.00
MILO 200 GM.	BOTTLE	265.00	220.00	230.00	240.00	218.18	240.00
CUSTARD POWDER RAFHAN 300 GM.	PKT	80.00	80.00	80.00	80.00	80.00	80.00
TOFFEE (HILAL)	EACH	2.00	2.00	1.00	1.00	2.00	2.00
CHOWKELATE CANDY (SMALL SIZE)	EACH	5.00	5.00	6.00	5.00	5.00	5.00
SWEETMEAT (MIXED)	KG	350.00	290.00	340.00	390.00	292.50	380.00
ICE CREAM WALLS	CUP.	50.00	45.00	45.00	50.00	50.00	45.00
ICE	KG	7.50	10.00	5.00	8.50	10.00	5.00
JAM AHMED/MITCHELLES	BOTTLE	140.00	140.00	140.00	140.00	140.00	140.00
SQUASH-MITCHELLES	BOTTLE	165.00	175.00	175.00	175.00	180.00	165.00
ROOH AFZA	BOTTLE	190.00	190.00	190.00	190.00	190.00	190.00
JAM-E-SHIREEN	BOTTLE	200.00	200.00	200.00	200.00	200.00	200.00
SAUNF	50 GM	17.50	17.50	20.00	27.50	20.00	15.00
CINAMON LOOSE AV. QLTY	50 GM.	32.50	35.00	20.00	27.50	40.00	25.00
CUMINSEED WHITE NATIONAL	50 GM.	70.00	70.00	52.00	70.00	70.00	70.00
PEPPER BLACK NATIONAL	50 GM.	110.00	110.00	110.00	110.00	110.00	110.00
CLOVES LOOSE AV.QLTY	50 GM.	100.00	160.00	100.00	105.00	100.00	80.00
CARDAMOM LARGE LOOSE AV.QLTY	50 GM.	115.00	175.00	140.00	140.00	130.00	120.00
CARDAMOM SMALL AV.QLTY	50 GM.	175.00	120.00	140.00	115.00	130.00	120.00
SALT-POWDERED (LAHORI) LOOSE	KG.	14.00	10.00	10.00	12.00	10.00	10.00
SALT POWDERED (NATIONAL/SHAN)	PKT	30.00	30.00	30.00	30.00	30.00	30.00
CHILLIES POWD.NATIONAL 200GM	PKT	120.00	150.00	150.00	150.00	120.00	120.00
CHILLIES POWDER LOOS	KG.	300.00	455.00	360.00	290.00	280.00	290.00
CORRIANDER SEED POWD.NATIONAL	PKT	116.00	104.00	104.00	105.00	104.00	104.00
CORRIANDER SEED (LOOSE)	KG.	290.00	290.00	280.00	275.00	300.00	200.00
TURMERIC POWD.NATIONAL 50GM	PKT.	56.00	40.00	38.00	40.00	35.00	35.00
CURRY POWD. NATIONAL 200 GM	PKT.	87.00	87.00	87.00	87.00	86.00	87.00
TOMATO KETCHUP AHMED/MITCHL	BOTTLE	105.00	100.00	130.00	95.00	130.00	120.00
PICKLES AHMED/MITCHELLES	BOTTLE	130.00	120.00	140.00	120.00	120.00	120.00
VINEGAR SYNTHETIC (SIRKA)	BOTTLE	90.00	55.00	90.00	85.00	90.00	85.00
GARLIC	KG	100.00	100.00	160.00	120.00	80.00	120.00
GINGER	KG	200.00	155.00	250.00	210.00	200.00	200.00
TAPAL DANEDAR TEA 200GM PACKET	PKT	194.74	205.26	205.26	200.00	195.00	200.00
TEA LIPTON YELLOW LABEL 200GM.	PKT.	205.00	205.26	205.26	205.00	195.00	205.26

7.11 Intercity Consumer Prices November, 2018

Description	Unit	Vehari	Sargodha	Mianwali	Bahawal-pur	Bahawal-nagar	R.Y. Khan
LADIES SPOUNG CHAPPAL BATA	PAIR	199.00	199.00	199.00	199.00	199.00	199.00
CHILD SHOE POWER LITE BATA	PAIR	699.00	699.00	699.00	699.00	699.00	699.00
GENTS SHOE, ART 1109 SERVICE	PAIR	999.00	999.00	999.00	999.00	999.00	999.00
NYLON JOGGER 27 SIZE 2-5 ***	PAIR	1399.00	1399.00	1399.00	1399.00	1399.00	1399.00
CHINA FOOT WEAR AV. QLTY (MALE) *	PAIR	775.00	750.00	500.00	1150.00	500.00	500.00
CHINA FOOT WEAR AV. QLTY (FEMALE) *	PAIR	575.00	675.00	500.00	1150.00	400.00	400.00
CHINA FOOT WEAR AV. QLTY (CHILDREN) *	PAIR	425.00	575.00	500.00	875.00	400.00	400.00
SHOE REPAIR HALF SOLE	PAIR	65.00	150.00	80.00	110.00	100.00	100.00
SHOES POLISH CHARGES AVERAGE SHOP	PAIR	20.00	20.00	20.00	25.00	30.00	25.00
HOUSE RENT (combined)	MONTH	6165.00	7000.00	5917.00	9326.00	5463.00	5071.00
rent 2	pm	6165.00	7000.00	5917.00	9326.00	5463.00	5071.00
RENT3	PM	6165.00	7000.00	5917.00	9326.00	5463.00	5071.00
RENT4	PM	6165.00	7000.00	5917.00	9326.00	5463.00	5071.00
RENT5	PM	6165.00	7000.00	5917.00	9326.00	5463.00	5071.00
RENT6	PM	6165.00	7000.00	5917.00	9326.00	5463.00	5071.00
SYNTHETIC ENEMAL ROBIALAC BALTI 3.64 LTR.	EACH	2726.00	2727.00	1750.00	2726.00	2762.00	2726.00
SYNTHETIC ENEMAL ICI BALTI 3.64 LTR.	EACH	2714.00	2750.00	2150.00	2778.00	2616.00	2634.00
CEMENT (LOCAL) SPECIFY BRAND NAME	BAG	595.00	590.00	610.00	600.00	595.00	580.00
BRICKS (NEW) IST CLASS	P/1000	5750.00	8000.00	6500.00	6500.00	6000.00	7000.00
CEMENT BLOCKS (6"x8"x12")	P/100	0.00	0.00	0.00	0.00	0.00	3500.00
BAJREE	100CFT	5500.00	5000.00	3500.00	6250.00	8000.00	6500.00
SAND (BLACK PIT SAND)	K100CFT	2000.00	1750.00	2700.00	3100.00	2300.00	2000.00
TIMBER SHESHAM LOG IST QUALITY	cubmt.	56500.00	63566.00	52000.00	58269.00	56501.00	56494.00
IRON BAR (M.S. BAR) 1/2"	P/TON	102500.00	98000.00	100000.00	102125.00	90000.00	97000.00
CARPANTER WAGE RATE	P/DAY	1000.00	1200.00	1200.00	900.00	750.00	900.00
MASON (RAJ) WAGE RATE	P/DAY	900.00	1200.00	1200.00	1050.00	800.00	1000.00
UNSKILLED LABOUR WAGE RATE	P/DAY	575.00	700.00	600.00	600.00	425.00	500.00
PLUMBER WAGE RSTE	P/DAY	1000.00	1200.00	1200.00	900.00	800.00	900.00
ELECTICIAN WAGE RATE PER DAY **	P/DAY	1000.00	1100.00	1200.00	0.00	700.00	0.00
ELECTICIAN WAGE RATE PER POINT **	P/PNT	80.00	135.00	100.00	120.00	100.00	100.00
WATER CHARGES PER HOUSE	P/MONTH	50.00	125.00	100.00	60.00	100.00	70.00
ELECT.CHARGES UPTO 50 UNITS	P/UNIT	2.00	2.00	2.00	2.00	2.00	2.00
ELECT.CHARGES 01 - 100 UNIT	P/UNIT	6.18	6.18	6.18	6.18	6.18	6.18
ELECT.CHARGES 101 - 300 UNIT	P/UNIT	9.54	9.54	9.54	9.54	9.54	9.54
ELECT.CHARGES 301 - 1000 UNIT	P/UNIT	16.39	16.39	16.39	16.39	16.39	16.39
ELECT.CHARGES ABOVE 1000 UNIT	P/UNIT	18.39	18.39	18.39	18.39	18.39	18.39
ELEC	PM	10.50	10.50	10.50	10.50	10.50	10.50
GAS CHRg upto 3.3719 MMBTU	MMBTU	145.08	145.08	0.00	145.08	145.08	145.08
GAS CHRg 3.3719 - 6.7438 MMBTU	MMBTU	308.88	308.88	0.00	308.88	308.88	308.88
GAS CHRg 6.7438 - 10.1157 MMBTU	MMBTU	321.75	321.75	0.00	321.75	321.75	321.75
GAS CHRg10.1157 - 13.4876 MMBTU	MMBTU	1310.40	1310.40	0.00	1310.40	1310.40	1310.40
GAS	PM	1708.20	1708.20	0.00	1708.20	1708.20	1708.20
GAS	PM	758.86	758.86	0.00	758.86	758.86	758.86
KEROSENE OIL	LTR	125.00	120.00	130.00	135.00	140.00	120.00
FIREWOOD WHOLE	40 KG.	490.00	550.00	400.00	650.00	600.00	550.00
CHAIR SHESHAM WOOD WITH ARMS **	EACH	2900.00	3600.00	2000.00	3100.00	4250.00	1500.00
CHAIR PLASTIC (CHAIRMAN) AVERAGE QUALITY	EACH	650.00	1250.00	900.00	1550.00	875.00	900.00
TABLE SHESHAM WOOD (4X2X5") ***	EACH	5250.00	5750.00	3600.00	8750.00	19750.00	6000.00
SOFASET WOODEN WITH FOAM SEAT **	SET	19000.00	18000.00	17000.00	31000.00	24500.00	20000.00
COT IRON (WITH NIWAR)AV.QLTY.	EACH	1750.00	2100.00	2000.00	3900.00	2400.00	2500.00
ALMIRAH (STEEL) 6'X3' 20 GUAGE	EACH	15250.00	15750.00	9000.00	15500.00	12000.00	8000.00
DINNING TABLE 6 CHAIRS A.QLTY	SET	39000.00	29500.00	16000.00	39000.00	29500.00	30000.00
SINGLE BED WITHOUT FOAM MED.	EACH	8000.00	6250.00	5000.00	9750.00	11000.00	7000.00
MATRESS SINGLE(4" THICK)	EACH	6200.00	6250.00	5500.00	5900.00	6900.00	6000.00
FARSHI DARI 12'X9' AV.QLTY	EACH	1375.00	1450.00	1500.00	1950.00	1500.00	1400.00
DARI COTTON (6'x2 1/2') AV.QLL	EACH	600.00	550.00	725.00	1550.00	1000.00	500.00
CARPET PLAIN AV. QLTY	SQFT.	25.00	50.00	60.00	27.50	45.00	45.00
QUILT (LIHAF) 3 KG. COTTON	EACH	1000.00	1750.00	1400.00	1450.00	1350.00	750.00
BLANKET (90" x 54")	EACH	5200.00	5750.00	3500.00	4900.00	4525.00	4000.00
BEDSHEET SINGLE BED SUP.QLTY	EACH	725.00	800.00	600.00	1650.00	750.00	550.00

7.11 Intercity Consumer Prices November, 2018

Description	Unit	Vehari	Sargodha	Mianwali	Bahawal-pur	Bahawal-nagar	R.Y. Khan
BED SHEET DOUBLE WITH TWO PILLOW COVERS SUP QLTY	SET	1450.00	1550.00	900.00	2350.00	2500.00	1900.00
TOWEL(3'x2') AV. QALTY	EACH	285.00	250.00	300.00	255.00	500.00	330.00
CEILING FAN 48" SUPER QLTY **	EACH	3400.00	4500.00	3350.00	3300.00	3900.00	3600.00
PEDESTAL FAN 22" SUPER QLTY	EACH	5500.00	5450.00	4000.00	5200.00	5200.00	5100.00
REFG. DAWLENCE 10 CFT. D.DOOR	EACH	34500.00	32750.00	28500.00	34300.00	34600.00	32500.00
D-FREEZER WAVES 8 CFT.	EACH	37000.00	32500.00	28500.00	32900.00	32000.00	31000.00
AIRCONDITIONER 1.5 TON PEL	EACH	35000.00	35000.00	41000.00	38500.00	38500.00	41000.00
SPLIT AIR CONDITIONER 1.5 TON (SPECIFY BRAND NAME)	EACH	54700.00	49250.00	45000.00	54700.00	48000.00	45000.00
AIRCOOLER SUPER ASIA	EACH	15500.00	16500.00	13000.00	17500.00	17500.00	13000.00
WASHING MACHINE SINGER	EACH	18950.00	18500.00	15000.00	18350.00	18000.00	17700.00
SEWING MACHINE(SINGER)	EACH	6900.00	8400.00	7400.00	6900.00	6200.00	8300.00
GIZER LARGE SIZE 30 GALLON CAPACITY SUP QLTY	EACH	23000.00	19900.00	15000.00	19500.00	19000.00	17150.00
GAS BURNER DOUBLE SPFY.BRAND	EACH	1800.00	1900.00	1550.00	2250.00	2500.00	2000.00
ELECT. IRON PHILIPS MDL.1120	EACH	2450.00	2500.00	1800.00	1900.00	2000.00	2400.00
ELECTRIC JUICER FOR APPLE	EACH	10400.00	5000.00	6500.00	5800.00	6000.00	5330.00
S.STEEL DEGHCHI MEDIUM SIZE ***	EACH	775.00	625.00	630.00	1150.00	650.00	800.00
ALUMINIUM COOKING PAN (DEGCHI) MED SIZE	EACH	775.00	725.00	550.00	1150.00	1700.00	1850.00
NON STICK COOKING PAN (DEGCHI) SUP. QLTY	EACH	1175.00	1450.00	800.00	2150.00	1900.00	1950.00
FRYING PAN STEEL AVG. QLTY MED. SIZE	EACH	525.00	500.00	450.00	775.00	650.00	660.00
TAWA IORN (MEDIUM SIZE) AVG. QLTY	EACH	387.50	300.00	350.00	375.00	400.00	300.00
S.STEEL PLATE A.QLTY.(M.SIZE)	EACH	80.00	85.00	90.00	100.00	90.00	90.00
TABLE SPOON S.STEEL SUP.QLTY.	DOZEN	575.00	550.00	300.00	625.00	560.00	400.00
WATER SET JUG+6 GLASSES (OMROC)	SET	650.00	580.00	600.00	675.00	450.00	540.00
TEA SET PAK. CHINAWARE 21 PCS.	SET	2750.00	2900.00	1500.00	2450.00	2700.00	3300.00
DINNER SET PLASTIC 72 PIECES SUPERIOR QLTY	SET	6650.00	7250.00	7000.00	7750.00	8200.00	8000.00
HOTPOT SET PLASTIC 3 PCS.	SET	1625.00	1475.00	1300.00	2150.00	2100.00	1650.00
BUCKET(BALTI) PLASTIC MED.SIZ	EACH	350.00	450.00	300.00	462.50	420.00	300.00
LOTA PLASTIC (MED SIZE) AVERAGE QUALITY	EACH	85.00	50.00	70.00	90.00	80.00	70.00
PRESURE COOKER 4 LTR.	EACH	1825.00	1425.00	1500.00	2150.00	1700.00	1850.00
WATER COOLER 9/10 LTR.PLASTIC ***	EACH	725.00	850.00	800.00	975.00	1100.00	650.00
THERMOS STARVAC 1 LTR	EACH	675.00	600.00	550.00	600.00	550.00	600.00
BULB PHILIPS 100-WATTS	EACH	31.25	40.00	30.00	40.00	45.00	35.00
TUBE LIGHT PHILIPS 40 WATTS	EACH	140.00	130.00	110.00	130.00	130.00	120.00
ELECTRIC BLUBS "0" WATTE LOCAL	EACH	20.00	27.50	20.00	20.00	25.00	20.00
ELECTRIC BLUB ENERGY SAVER 14 WATTS	EACH	165.00	180.00	150.00	175.00	170.00	165.00
WASHING SOAP 250 GMS SPECIFY BRAND NAME	EACH	40.00	40.00	45.00	45.00	40.00	40.00
SURF EXCEL 400 GMS POLY BAG	EACH	145.00	112.00	130.00	116.00	145.00	116.00
WASHING POWDER 1000 GRM	EACH	185.00	180.00	190.00	190.00	185.00	180.00
WASHING POWDER (WHEEL/ BONUS) 100 GRAMS	EACH	90.00	90.00	95.00	90.00	90.00	110.00
CLEANSER POWDER VIM 1000 GM	PKT.	83.33	83.33	89.00	88.88	83.33	88.88
FINIS 500 ML	BOTTLE	160.00	218.75	218.75	250.00	270.00	250.00
PHNYLE TYPHONE/FINIS/CARRANITE 3 LITRES	BOTTLE	196.36	160.00	207.00	165.00	160.00	160.00
HARPIC	BOTTLE	180.00	190.00	180.00	180.00	180.00	165.00
BOOT POLISH CHERRY/KIWI 50ML	EACH	136.90	115.00	135.00	154.76	136.77	130.00
ROBIN BLUE (35 GRAMS)	PKT.	65.00	60.00	60.00	65.00	60.00	60.00
TISSU PAPER PERFUMED 100 PCS.	PKT	130.00	140.00	135.00	125.00	120.00	130.00
TOILET PAPER ROLL (R.PETEL)	P/ROLL	50.00	50.00	50.00	50.00	50.00	50.00
BOOT POLISH LIQUID CHEERY BLOSSOM KIWI 75 ML	BOTTLE	160.00	160.00	160.00	150.00	160.00	160.00
MATCH BOX SMALL	EACH	3.00	3.00	2.00	2.50	3.00	2.00
DRY CELL 1.5 VOLT(LOCAL)	EACH	25.00	25.00	30.00	30.00	45.00	25.00
HAND STITCHING NEEDLE M.SIZE	PACKET	10.00	12.50	9.00	10.00	6.00	6.00
SEWING MACHINE NEEDLE (SINGER)	EACH	7.00	10.00	5.00	5.00	8.50	8.50
HOUSEHOLD SERVANT FEMALE P/T	P/MNTH	1500.00	3750.00	2500.00	2250.00	3000.00	1800.00
MARRIAGE HALL WITH FURNITURE	P/HEAD	125.00	190.00	150.00	95.00	120.00	100.00
SEPTRAN TABLETS	10TAB.	19.30	20.00	19.65	19.30	19.30	20.10
BRUFEN TABS 200-MG.	10TAB.	8.90	12.00	10.00	12.00	10.00	10.00
PANADOL TAB. EXTRA/PLAIN	10TAB.	13.00	13.00	12.00	12.50	12.50	12.50
DISPRIN TAB.	10TAB.	13.33	13.00	15.90	13.40	13.40	13.39
TRISIL TAB.	10 TAB	11.00	10.00	10.00	12.00	11.60	11.57
FLAGYL TAB. 200 MG.	10TAB.	10.00	11.20	10.00	10.00	10.00	10.00

7.11 Intercity Consumer Prices November, 2018

Description	Unit	Vehari	Sargodha	Mianwali	Bahawal-pur	Bahawal-nagar	R.Y. Khan
VENTOLIN TAB. 2MG.	10TAB.	12.00	10.00	10.00	10.00	10.00	10.00
DAONIL TAB. 5 MG.	10TAB.	17.00	17.00	17.00	16.92	17.00	16.92
ENTOX TAB.	10TAB.	15.00	15.00	15.00	15.00	15.00	15.00
RENITEC TAB. 5 MG.	10TAB.	58.50	58.50	58.50	58.50	58.50	60.57
CAC. 1000 TAB	BOTTLE	133.33	133.00	128.00	133.08	133.08	133.08
AMOXIL CAPSOLE 250 MG.S	10CAP.	36.70	36.00	35.60	36.00	35.70	36.10
CALCIUM SYRUP SANDOZ	BOTTLE	64.00	64.00	64.00	64.00	64.00	64.00
LEDERPLEX SYRUP	BOTTLE	52.74	52.00	52.74	52.74	52.74	52.74
SANCOS SYRUP (50 ML.)	BOTTLE	56.57	56.57	56.57	30.00	30.00	30.00
PHENERGAN SYRUP 120 ML.	BOTTLE	35.35	35.00	33.00	35.35	35.36	35.35
CALPOL SYRUP 60 ML.	BOTTLE	30.72	29.58	29.58	29.57	29.58	29.58
HYDRYLLIN SYRUP 120 ML.	BOTTLE	69.00	69.00	69.00	69.00	69.00	69.00
POLYFAX EYE OINTMENT	TUBE	21.60	23.00	22.50	22.50	22.50	22.50
BETNESOL EYE DROPS	BOTTLE	34.89	33.89	34.89	34.60	34.60	33.87
EAR DROPS (CARDISPORINE) ***	BOTTLE	21.00	25.00	21.00	22.04	21.42	23.39
BETNOVATE-N OINTMENT 5 GMS	TUBE	16.67	17.00	16.00	16.68	16.00	19.10
BURNOL CREAM 30 GRM	TUBE	55.42	55.42	55.42	55.42	55.42	55.42
VICKS VAPORUB/BALM	BOTTLE	36.00	36.00	36.00	36.00	36.00	36.00
GLYCRINE SMALL BOTTLE	BOTTLE	25.00	20.00	25.00	25.00	30.00	20.00
JOUHAR JOSHANDA	PKT.	10.00	10.00	10.00	10.00	10.00	10.00
GALXOS-D (450 GRMS)	PKT.	157.50	157.50	160.00	157.50	157.50	157.50
GRIPE-WATER WOODWARDS	BOTTLE	60.00	60.00	60.00	60.00	60.00	60.00
SANIPLAST ONE PUTTY	EACH	1.56	2.00	2.00	2.00	1.50	1.50
O.R.S. (NIMCOL)	PKT.	18.00	19.00	17.00	18.00	18.00	18.00
DETTOL (MEDIUM)	BOTTLE	100.00	150.00	100.00	100.00	150.00	150.00
COTTON BANDAGE 2" - 4"	EACH	10.00	5.00	10.00	7.00	10.00	8.00
THERMOMETER CHINA	EACH	70.00	67.50	50.00	55.00	60.00	80.00
DOCTOR (MBBS) CLINIC FEE	P/PAT.	200.00	175.00	300.00	200.00	500.00	300.00
URINE TEST (DR) CHARGES	P/TEST	100.00	100.00	100.00	100.00	50.00	100.00
BLOOD TEST (CP) CHARGES	P/TEST	300.00	350.00	250.00	400.00	450.00	350.00
SUGAR TEST (RANDOM/FASTING BOTH) CHARGES	P/TEST	60.00	100.00	200.00	130.00	100.00	150.00
ECG CHARGES	P/TEST	200.00	225.00	225.00	250.00	200.00	200.00
X-RAY (CHEST) CHARGES	P/X-RAY	375.00	500.00	350.00	400.00	300.00	300.00
CAR SUZUKI 800 CC (W/O. A/C)	EACH	817750.00	817750.00	817750.00	817750.00	884000.00	817750.00
CAR SUZUKI 1000 CC	EACH	1461000.00	1400000.00	1400000.00	1400000.00	1400000.00	1400000.00
CAR TOYOTA 1300 CC	EACH	0.00	2019000.00	1979000.00	2094000.00	0.00	1979000.00
CAR HONDA CIVIC	EACH	0.00	2861500.00	0.00	0.00	2861500.00	2861500.00
MOTORCYCLE HONDA CD-70.	EACH	65900.00	66900.00	66000.00	66900.00	66900.00	65900.00
MOTORCYCLE YAMAHA 100CC.	EACH	79500.00	79500.00	79500.00	80500.00	84500.00	85000.00
MOTOR CYCLE HERO 70 CC	EACH	43000.00	42500.00	0.00	47500.00	50000.00	50000.00
BICYCLE WITH TYRES & TUBES	EACH	8500.00	8500.00	7500.00	7900.00	7800.00	8000.00
TYRE CAR WITH TUBE GENERAL	EACH	3700.00	3200.00	3200.00	4000.00	3000.00	3200.00
TYRE MOTOR CYCLE WITHOUT TUBE	EACH	1150.00	1025.00	1250.00	1375.00	1225.00	1000.00
TYRE CYCLE SPECIFY BRAND NAME	EACH	575.00	300.00	350.00	360.00	350.00	350.00
TYRE CAR W/O TUBE	EACH	3250.00	3350.00	2800.00	4000.00	3000.00	2500.00
PETROL SUPER	LITRE	97.83	97.83	97.83	97.83	97.83	97.83
HIGH SPEED DIESEL HSD	LITRE	112.94	112.94	112.94	112.94	112.94	112.94
CNG	K.G.	82.95	86.99	82.99	83.50	77.50	83.50
GAS CYLINDER STAND. SIZE	EACH	1300.00	1250.00	1500.00	1320.00	1400.00	1430.00
MOTOR CYCLE SERVICE CHARGES	EACH	200.00	350.00	300.00	385.00	250.00	250.00
CAR SERVICE CHARGES	EACH	300.00	375.00	400.00	375.00	300.00	350.00
TYRE PUNCTURE CHARGES	EACH	60.00	90.00	100.00	70.00	90.00	100.00
CYCLE OVERHAULING CHARGES	EACH	450.00	350.00	350.00	200.00	300.00	150.00
CAR TAX FOR 800CC TO 1300CC	YEARLY	2650.00	2650.00	2650.00	2650.00	2650.00	2650.00
TRAIN FARE ECO. 1-100 KM.	P/KM.	1.79	1.79	1.79	1.79	0.00	1.79
TRAIN FARE ECO. 101-500 KM.	P/KM.	1.26	1.26	1.26	1.26	0.00	1.26
TRAIN FARE ECO. > 500 KM.	P/KM.	0.88	0.88	0.88	0.88	0.00	0.88
TRAIN FARE IST SLP. 1-100KM	P/KM.	2.85	2.85	2.85	2.85	0.00	2.85
TRAIN FARE IST SLP.101-500 KM	P/KM.	2.28	2.28	2.28	2.28	0.00	2.28
TRAIN FARE IST SLP. > 500 KM	P/KM.	1.49	1.49	1.49	1.49	0.00	1.49
TRAIN FARE A/C SLP. 1-100KM.	P/KM	5.60	5.60	5.60	5.60	0.00	5.60

7.11 Intercity Consumer Prices November, 2018

Description	Unit	Vehari	Sargodha	Mianwali	Bahawal-pur	Bahawal-nagar	R.Y. Khan
TRAIN FARE A/C SLP.101-500KM	P/KM.	5.02	5.02	5.02	5.02	0.00	5.02
TRAIN FARE A/C SLP > 500KM.	P/KM	3.71	3.71	3.71	3.71	0.00	3.71
PLATFORM TICKET	EACH	10.00	10.00	10.00	10.00	0.00	10.00
AUTO RICKSHAW FARES	KM/MIN	45.00	65.00	60.00	90.00	50.00	70.00
FULL TONGA CHARGES	KM/MIN	0.00	0.00	75.00	70.00	0.00	0.00
TAXI 4 SEATER FARE	KM/MIN	50.00	50.00	50.00	60.00	100.00	150.00
BUS FARE MIN (WITHIN CITY)	TICKET	0.00	9.00	0.00	0.00	0.00	0.00
BUS FARE MAX (WITHIN CIT	TICKET	0.00	21.00	0.00	0.00	0.00	21.00
BUS FARE OUTSIDE CITY	P/KM.	1.50	1.90	1.70	0.93	1.40	1.25
A/C BUS FARE OUTSIDE CITY	P/KM.	2.50	2.77	2.10	2.08	1.90	1.60
MINIBUS FARE MIN.WITH IN CITY	TICKET	0.00	0.00	0.00	0.00	0.00	0.00
MINIBUS FARE MAX.WITH IN CITY	TICKET	0.00	0.00	0.00	0.00	0.00	0.00
SUZUKI FARE MIN.WITH IN CITY	TICKET	0.00	20.00	20.00	11.00	10.00	0.00
SUZUKI FARE MAXIMUM W.IN CITY	TICKET	0.00	20.00	25.00	20.00	30.00	0.00
AIR FARE ECONOMY CLASS.	P/KM.	0.00	23.03	0.00	23.03	0.00	0.00
POSTAL ENVELOPE DOMESTIC	EACH	8.00	8.00	8.00	8.00	8.00	8.00
ENVELOPE FOR SAUDI ARABIA	EACH	60.00	50.00	50.00	50.00	50.00	50.00
POSTAL REGISTRATION CHARGES	EACH	38.00	38.00	38.00	38.00	38.00	38.00
U.M.S. REG CHARGES MIN.	EACH	59.00	59.00	59.00	59.00	59.00	60.00
T.C.S. CH. MIN.WITH IN ZONE	EACH	200.00	200.00	200.00	200.00	200.00	200.00
TELEPHONE CHARGES LOCAL CALL	P/CALL	4.65	4.65	4.65	4.65	4.65	4.65
TEL CHARGES OUT SIDE CITY	P/CALL	4.65	4.65	4.65	4.65	4.65	4.65
INTERNET CHARGES	P/HOUR	50.00	45.00	45.00	55.00	27.50	30.00
MOBILE CELL CHARGES	P/UNIT	3.00	3.00	3.00	4.50	3.06	3.06
FAX CHARGES (LOCAL)	P/PAGE	22.50	20.00	15.00	20.00	20.00	10.00
TELEPHONE SET AV. QLTY	EACH	1500.00	900.00	800.00	1150.00	800.00	650.00
MOBILE SET NOKIA/SONY/ERICSON/SAMSUNG WITHOUT CAMERA	EACH	3725.00	2875.00	3200.00	5200.00	3650.00	3650.00
T.V. 20" COLORED WEGA H-A21.	EACH	19000.00	22000.00	23250.00	23800.00	18000.00	17500.00
T.V 20" COLOR CHINA/KORIA)	EACH	6650.00	6550.00	14250.00	15300.00	13000.00	12000.00
V.C.P. PANASONIC/LG/NAT	EACH	0.00	0.00	6500.00	5500.00	5000.00	0.00
DVD/VCD PLAYER PANASONIC/LG	EACH	4100.00	6450.00	4500.00	4950.00	5000.00	5500.00
RADIO WITH C.PLAYER NATIONAL	EACH	1500.00	6250.00	3000.00	2100.00	1800.00	1800.00
PERSONNEL COMPUTER (BRANDED)	EACH	45000.00	40000.00	43250.00	64000.00	65000.00	63000.00
VID. CASSETTE BLK. TDK/SONY	EACH	280.00	165.00	150.00	200.00	180.00	100.00
COM. C.D. (TDK/IMATION)	EACH	77.50	55.00	45.00	45.00	50.00	35.00
TAPE RECORDER CASSETTE BLANK	EACH	75.00	50.00	50.00	55.00	50.00	40.00
VIDEO GAME SEGA 16 BYTE	EACH	1200.00	0.00	1500.00	1650.00	1150.00	1150.00
CINEMA A/C. HIGH CLASS	TICKET	0.00	110.00	0.00	0.00	0.00	0.00
CINEMA NON-A/C HIGH CLASS	TICKET	0.00	0.00	0.00	80.00	0.00	30.00
CABLE CHARGES	P/MONTH	300.00	300.00	250.00	300.00	300.00	300.00
TV.LICENCE FEE DOMESTIC	YEARLY	420.00	420.00	420.00	420.00	420.00	420.00
ENGLISH BOOK CLASS V1	EACH	76.00	76.00	76.00	76.00	76.00	76.00
ENGLISH BOOK CLASS IX OR X	EACH	126.00	126.00	126.00	126.00	126.00	126.00
ENG. BOOK IST.YR COMPLETE SET	EACH	82.00	82.00	82.00	82.00	82.00	82.00
ENGLISH BOOK BA/B.SC	EACH	260.00	260.00	260.00	260.00	260.00	260.00
URDU BOOK CLASS V (T.B.BORD)	EACH	57.00	57.00	57.00	57.00	57.00	57.00
URDU BOOK CLASS IX/X(T.B.B)	EACH	137.00	137.00	137.00	137.00	137.00	137.00
URDU BOOK IST.YEAR/INTER	EACH	51.00	51.00	51.00	51.00	51.00	51.00
URDU BOOK BA/B.SC	EACH	140.00	140.00	140.00	140.00	140.00	200.00
MATHS BOOK CALSS V (T.B.B)	EACH	76.00	76.00	76.00	76.00	76.00	76.00
MATHS BOOK CLASS IX OR X	EACH	228.00	228.00	228.00	228.00	228.00	228.00
MATHS BOOK IST.YEAR (T.B.B)	EACH	150.00	150.00	151.00	144.00	150.00	150.00
PAKISTAN STUDIES BOOK BA/B.SC	EACH	150.00	150.00	150.00	150.00	172.50	150.00
DAILY "DAWN"	P/COPY	22.00	22.00	22.00	22.00	22.00	22.00
DAILY "JANG"	P/COPY	20.00	20.00	20.00	20.00	20.00	20.00
DAILY "NAWA-E-WAQT"	P/COPY	20.00	20.00	20.00	20.00	20.00	20.00
WEEKLY "AKHBAR-E-JAHAN"	P/COPY	60.00	60.00	60.00	60.00	60.00	60.00
WEEKLY "MAG"	P/COPY	50.00	50.00	50.00	50.00	50.00	50.00
MONTHLY "NAUNEHAL DIGEST"	P/COPY	35.00	35.00	35.00	35.00	35.00	35.00
PAPER FOOLSCAPE (27"x17")	QUIRE	50.00	65.00	50.00	27.50	50.00	50.00

7.11 Intercity Consumer Prices November, 2018

Description	Unit	Vehari	Sargodha	Mianwali	Bahawal-pur	Bahawal-nagar	R.Y. Khan
EXERCISE BOOK LINED 80/100 PGS	EACH	50.00	80.00	50.00	70.00	70.00	70.00
PENCILGOLDFISH/DEER	EACH	7.00	10.00	7.00	7.00	7.50	7.00
PEN INK DOLLOR 57 ML BOTTLE	EACH	20.00	30.00	20.00	20.00	20.00	20.00
PHOTOSTATE PAPER 70 GM	PRT	440.00	500.00	430.00	415.00	400.00	380.00
BALL PEN (local)	EACH	10.00	9.00	8.00	5.00	8.00	10.00
FOUNTAIN PEN HERO/WINGS/CHINA	EACH	50.00	65.00	50.00	50.00	50.00	50.00
PRIVATE SCHOOL FEE ENGLISH MEDIUM AVERAGE STANDARD (CLASS I)	P/MONTH	1587.50	1500.00	1495.00	3755.00	2142.50	1600.00
PRIVATE SCHOOL FEE ENGLISH MEDIUM AVERAGE STANDARD (CLASS V)	P/MONTH	1587.50	1700.00	2200.00	3755.00	2187.50	2100.00
PRIVATE SCHOOL FEE ENGLISH MEDIUM AVERAGE STANDARD (CLASS VI)	P/MONTH	1700.00	1700.00	2680.00	3780.00	2187.50	2400.00
PRIVATE SCHOOL FEE ENGLISH MEDIUM AVERAGE STANDARD (CLASS X)	P/MONTH	1962.50	2450.00	2850.00	3962.50	2455.00	2600.00
PRIVATE MEDICLE COLLEGE FEE MBBS (1ST YEAR)	P/MONTH	0.00	0.00	0.00	0.00	0.00	0.00
PRIVATE ENGINEERING COLLEGE FEE (1STR YEAR)	P/MONTH	0.00	0.00	14800.00	0.00	0.00	0.00
GOVT. COLLEGE FEE 1ST. YEAR	MONTH	50.00	50.00	60.00	50.00	50.00	50.00
GOVT. COLLEGE FEE 4TH. YEAR	MONTH	60.00	60.00	70.00	60.00	60.00	60.00
GOVT. UNIVERSITY FEE MSC.	MONTH	2241.50	1732.00	2017.00	1166.67	1000.00	1000.00
GOVT. MED. COLLEGE FEE MBBS	MONTH	0.00	1575.00	0.00	1250.00	0.00	1250.00
GOVT. ENGG. COLL. FEE 1 YEAR	MONTH	0.00	4812.00	0.00	2166.67	0.00	1830.00
COACHING FEE FOR CLASS IX/X	P/MONTH	2000.00	550.00	2600.00	1500.00	1500.00	1200.00
COACHING CHARGES FOR CLASS 1ST YEAR/INTER (SCIENCE)	P/MONTH	2400.00	1100.00	4000.00	2000.00	2000.00	1200.00
COACHING CHARGES FOR CLASS 1ST YEAR/INTER (COMMERCE)	P/MONTH	2500.00	800.00	1000.00	1500.00	2000.00	1000.00
I.T. TUITION FEES	P/MONTH	3450.00	4134.00	0.00	2417.00	0.00	2000.00
MBA TUITION FEES	P/MONTH	3450.00	2213.00	0.00	3500.00	0.00	6670.00
BREAD TANDOORI ST. SIZE	EACH	5.50	6.50	7.00	5.00	7.00	6.00
COOKED MUTTON (AV. HOTEL)	PLATE	150.00	370.00	140.00	190.00	200.00	200.00
COOKED BEEF (AV. HOTEL)	PLATE	115.00	140.00	120.00	125.00	127.50	100.00
COOKED DAL (AV. HOTEL)	PLATE	50.00	55.00	50.00	60.00	50.00	55.00
CHICKEN BIRYANI FULL/DOUBLE	PLATE	200.00	150.00	170.00	125.00	300.00	120.00
TEA PREPARED (ORDINARY)	CUP	22.50	22.50	20.00	22.50	20.00	20.00
HAIRCUT CHARGES FOR MEN	P/CUT	100.00	100.00	50.00	95.00	100.00	80.00
BEAUTY PORL HAIR STYL CHARGE	P/STY.	250.00	325.00	250.00	390.00	450.00	300.00
SHAVING CHARGES	PER SHV	45.00	55.00	50.00	50.00	45.00	40.00
LIPSTICK S.MISS/MEDORA	EACH	130.00	130.00	130.00	130.00	130.00	130.00
NAIL POLISH S.MISS/MEDORA	EACH	80.00	125.00	95.00	125.00	75.00	60.00
PERFUME MED.SIZE MEDORA/BROACH	EACH	220.00	220.00	130.00	220.00	230.00	220.00
HAIR-OIL AMLA/CHAMBELI	BOTTLE	120.00	120.00	120.00	120.00	130.00	130.00
TOILET SOAP LUX 95 GRAMS	EACH	40.00	36.00	45.00	41.30	42.00	38.00
TOILET SOAP LIFEBOUY 140 GRM	EACH	48.70	50.00	50.00	50.00	50.00	47.94
TOILET SOAP SAFEGUARD BATH SIZE	EACH	50.00	50.00	65.00	53.00	53.00	65.00
TOOTHPASTE MACKLINES 70 GRM	EACH	50.00	50.00	50.00	50.00	50.00	50.00
TOOTHPAST MED SIZE CLGATE 70 GMS	EACH	75.00	75.00	68.00	70.00	80.00	80.00
TOOTHBRUSH SHEILD A/PLAUQUE	EACH	45.00	50.00	50.00	25.00	35.00	30.00
TOOTHPOWDER DENTONIC 90 GRM	EACH	45.00	35.00	32.00	45.00	45.00	35.00
HAIR-COLOUR BEGIN (6 GMS)	EACH	120.00	120.00	120.00	120.00	120.00	120.00
HAIR COLOUR (KALAKOLA)	BOTTLE	130.00	130.00	130.00	130.00	140.00	130.00
FACECREAM PONDS (MEDIUM)	EACH	120.00	250.00	120.00	120.00	130.00	120.00
TALC POWDER VICE ROAY,B.CAT	EACH	152.50	165.00	175.00	165.00	160.00	170.00
BLADE TREET ORDINARY 10'S	PKT.	30.00	40.00	50.00	35.00	45.00	30.00
BLADE 7-O-CLOCK STAIN. 5'S	PKT.	30.00	35.00	40.00	35.00	35.00	30.00
SHAMPOO SUNSILK/PAINTIN 100 ML	BOTTLE	99.00	123.75	110.00	110.00	111.00	110.00
BEAUTY CREAM (FAIR & LOVELY)	EACH	230.00	230.00	230.00	230.00	230.00	230.00
HAIR REMOVING CREAM (EU-CREAM)	TUBE	70.00	70.00	70.00	70.00	70.00	70.00
GEL MEDIUM SIZE	BOTTLE	60.00	120.00	200.00	100.00	135.00	170.00
DISPOSABLE RAZOR GILLET-II	EACH	45.00	45.00	50.00	45.00	50.00	50.00
SHAVING CREAM TOUCH-ME/ADM.	EACH	75.00	80.00	70.00	70.00	80.00	70.00
GOLD TEZABI 24 CT	10 GM.	51440.00	52027.00	52500.00	51783.00	52469.00	57611.00
SILVER TEZABI 24 CT	10 GM.	728.00	728.00	750.00	707.00	711.00	703.00
ARTIFICIAL JEWELLARY SET	SET	950.00	800.00	1000.00	725.00	1100.00	500.00
WRIST WATCH GENTS CITIZEN (ORIGINAL) ***	EACH	4500.00	7000.00	4100.00	8500.00	4000.00	3200.00
WRIST WATCH LADIES CITIZEN (ORIGINAL) ***	EACH	4500.00	7000.00	4100.00	8000.00	4000.00	3200.00
WALL CLOCK QUARTZ AV.QLTY	EACH	750.00	775.00	600.00	1100.00	800.00	800.00
SUITCASE REXIN (24"x16"x6")	EACH	1175.00	2350.00	1700.00	1700.00	2200.00	1500.00
TRUNK MEDIUM SIZE ***	EACH	1300.00	2500.00	2000.00	2100.00	1600.00	1500.00
PURSE LADIES (LEATHER) AVERAGE QUALITY	EACH	690.00	1350.00	700.00	1150.00	1500.00	1200.00

7.11 Intercity Consumer Prices November, 2018

Description	Unit	Karachi	Hyder- abad	Nawab- shah	Mirpur-khas	Mithi	Sukkar	Larkana	Dadu
WHEAT	10 KG.	385.00	350.00	347.50	320.00	320.00	325.00	332.50	330.00
WHEAT FLOUR FINE/SUPERIOR.	KG.	49.08	48.00	53.50	47.00	45.00	39.00	45.00	40.00
WHEAT FLOUR AVG. QLTY	KG.	42.58	42.00	41.50	40.00	40.00	38.00	40.00	35.00
WHEAT FLOUR BAG	10 KG.	443.65	420.00	397.50	400.00	410.00	385.00	385.00	400.00
MAIDA	KG.	53.08	50.00	52.50	50.00	55.00	50.00	45.00	50.00
SUJI	KG.	55.58	50.00	47.50	50.00	55.00	55.00	48.00	50.00
BESAN AV. QLTY.	KG.	131.73	123.75	122.50	120.00	120.00	130.00	137.50	120.00
RICE BASMATI SUP. QLTY.	KG.	179.23	155.00	121.25	160.00	170.00	155.00	140.00	140.00
RICE BASMATI 385/386	KG.	87.60	82.50	81.25	80.00	82.00	70.00	87.50	100.00
RICE BASMATI BROKEN AV.QLTY	KG.	85.29	85.00	92.50	70.00	75.00	65.00	80.00	60.00
RICE IRR1-6 (SINDH/PUNJAB)	KG.	56.02	50.00	51.25	50.00	45.00	51.25	39.50	45.00
VERMICELLI	KG.	89.62	85.00	82.50	90.00	100.00	80.00	70.00	100.00
BREAD PLAIN MEDIUM SIZE	EACH	45.00	44.00	53.75	45.00	45.00	50.00	45.00	50.00
RUSK (PAPAY)	KG.	194.62	185.00	250.00	150.00	150.00	245.00	250.00	320.00
BISCUITS-PACKED	PKT	40.00	40.00	35.00	40.00	40.00	40.00	37.50	40.00
BISCUIT-BAKERY (LOOSE)	250 GM	90.77	85.00	91.25	60.00	55.00	75.00	135.00	60.00
CORNFLAKS FAUJI 225 GM.	PKT	220.00	281.25	230.00	180.00	180.00	180.00	220.00	198.00
SAMOSA (VEGATABLE)	EACH	12.92	12.00	9.75	12.00	10.00	11.00	15.00	15.00
PASTRY AV.QLTY.	EACH	31.54	26.25	21.25	15.00	15.00	20.00	42.50	20.00
PATTIES (VEGATABLES)	EACH	17.69	10.50	10.00	15.00	12.00	20.00	30.00	20.00
NIMCO	250 GM	89.04	85.00	88.75	70.00	70.00	75.00	85.00	70.00
CHIPS	250 GM	98.56	80.00	98.75	70.00	70.00	80.00	100.00	70.00
BEEF WITH BONE AV.QLTY.	KG	453.46	380.00	352.50	350.00	0.00	350.00	350.00	350.00
MUTTON AV.QLTY.	KG	875.96	800.00	795.00	800.00	700.00	750.00	800.00	800.00
CHICKEN FARM BROILER (LIVE)	KG	199.42	195.00	177.50	188.00	200.00	200.00	185.00	200.00
FISH-RAHU MEDIUM SIZE	KG	385.77	254.38	345.00	350.00	325.00	260.00	280.00	340.00
MILK FRESH (UNBOILED)	LTR.	94.19	94.00	90.00	90.00	84.00	80.00	90.00	90.00
CURD	KG.	140.96	135.00	112.50	120.00	120.00	100.00	97.50	100.00
MILK TETRA PACK 1/2 LTR.	PKT.	65.00	70.00	58.75	60.00	60.00	60.00	67.50	70.00
LACTOGEN 400 GRAMS	PKT.	480.00	480.00	500.00	480.00	440.00	510.00	480.00	500.00
POWDER MILK NIDO 400GM.	PKT	400.00	379.48	423.75	380.00	380.00	390.00	416.00	380.00
MILK POWDER LOOSE/PACKED	KG.	511.15	562.50	560.00	520.00	520.00	480.00	800.00	370.00
BUTTER LOCAL PACKED	50 GM.	30.00	28.00	39.00	35.00	35.00	28.00	28.00	30.00
EGGS FARM	DOZ	130.00	132.50	102.50	120.00	135.00	130.00	115.00	120.00
MUSTARD OIL AV.QLTY.	KG.	184.81	160.00	162.50	150.00	150.00	150.00	195.00	160.00
COOKING OIL (DALDA)	2.5LTR	480.00	491.00	440.00	540.00	510.00	480.00	490.00	500.00
COOKING OIL (PAKWAN) OTHER BRAND SPECIFY	2.5 LTR	476.00	493.00	368.75	400.00	410.00	480.00	420.00	450.00
VEGETABLE GHEE TIN	2.5KG.	490.00	486.00	475.00	495.00	495.00	480.00	480.00	500.00
VEGETABLE GHEE (LOOSE)	KG.	157.31	190.00	180.00	160.00	160.00	145.00	130.00	120.00
DATES AV.QLTY.	KG.	276.92	140.00	152.50	130.00	105.00	225.00	235.00	200.00
PISTACHIO AV.QLTY.	50 GM.	147.31	145.00	102.50	80.00	95.00	150.00	117.50	120.00
ALMONDS WHOLE AV.QLTY.	KG.	921.15	775.00	825.00	800.00	850.00	900.00	1200.00	1000.00
COCONUT DRY AV.QLTY.	KG.	444.62	410.00	242.50	360.00	415.00	460.00	370.00	400.00
RAISINS AV.QLTY.	50 GM.	33.37	25.00	23.75	30.00	25.00	25.00	29.00	20.00
GROUNDNUTS (WITH SHELL)	KG.	304.62	180.00	197.50	180.00	180.00	250.00	197.50	180.00
MALTA/MOSAMBI	DOZ	115.58	147.50	0.00	0.00	0.00	80.00	150.00	160.00
KINNU	DOZ	0.00	0.00	0.00	0.00	0.00	0.00	0.00	0.00
APPLE	KG	111.92	85.00	117.50	110.00	110.00	120.00	110.00	100.00
ALOO BUKHARA	KG	0.00	0.00	0.00	0.00	0.00	0.00	0.00	0.00
POMEGRANATE (ANNAR)	KG	161.92	141.25	245.00	150.00	165.00	180.00	180.00	150.00
GRAPES	KG	180.00	210.00	197.50	220.00	250.00	200.00	225.00	200.00
BANANAS	DOZ	58.08	46.25	47.50	55.00	55.00	50.00	45.00	30.00
MANGO KALMI	KG	0.00	0.00	0.00	0.00	0.00	0.00	0.00	0.00
GUAVA	KG	100.00	65.00	77.50	80.00	90.00	80.00	60.00	60.00
WATERMELON (TURBOOZ)	KG	0.00	0.00	0.00	0.00	0.00	0.00	0.00	0.00
MUSKMELON (KHARBOOZA)	KG	0.00	0.00	0.00	0.00	0.00	0.00	0.00	0.00
SWEETMELON (GARMA)	KG	0.00	0.00	0.00	0.00	0.00	0.00	0.00	0.00
PULSE MASOOR (WHOLE)	KG.	94.23	85.00	138.75	80.00	80.00	95.00	90.00	100.00
PULSE MASOOR (WASHED)	KG.	105.96	97.50	125.00	90.00	90.00	95.00	90.00	120.00
PULSE MOONG (WASHED)	KG.	123.08	116.25	135.00	110.00	100.00	125.00	120.00	120.00
PULSE MASH (WASHED)	KG.	128.08	135.00	152.50	130.00	130.00	120.00	115.00	140.00
PULSE GRAM	KG.	123.27	120.00	127.50	110.00	120.00	115.00	115.00	120.00

Contd.

7.11 Intercity Consumer Prices November, 2018

Description	Unit	Karachi	Hyder- abad	Nawab- shah	Mirpur-khas	Mithi	Sukkar	Larkana	Dadu
GRAM WHOLE BLACK AV.QLTY.	KG.	117.69	100.00	72.50	102.50	105.00	125.00	132.50	100.00
GRAM WHOLE YELLOW AV.QLTY	KG.	168.08	137.50	122.50	190.00	180.00	180.00	165.00	180.00
BEANS (LAL LOBIA)	KG.	166.54	120.00	118.75	100.00	90.00	130.00	149.50	160.00
POTATOES	KG	28.27	25.63	35.00	22.50	22.50	22.50	27.50	25.00
ONION	KG	29.42	23.13	42.50	22.50	27.50	27.50	27.50	20.00
TURNIP	KG	44.62	52.50	55.00	60.00	62.50	30.00	35.00	20.00
RADISH	KG	35.77	36.25	45.00	27.50	30.00	30.00	40.00	30.00
TOMATOES	KG	26.35	18.75	42.50	22.50	22.50	35.00	35.00	30.00
CABBAGE	KG	0.00	0.00	0.00	0.00	0.00	0.00	0.00	0.00
CAULIFLOWER	KG	55.77	53.75	47.50	35.00	40.00	40.00	37.50	30.00
BRINJAL	KG	36.92	33.13	37.50	20.00	25.00	30.00	30.00	20.00
PUMPKIN	KG	52.69	53.75	52.50	55.00	0.00	60.00	40.00	30.00
BOTTLEGOURD	KG	43.85	42.50	65.00	22.50	27.50	40.00	40.00	30.00
LADY FINGER	KG	66.15	63.75	85.00	75.00	70.00	60.00	60.00	50.00
PEAS	KG	161.15	0.00	110.00	200.00	210.00	150.00	190.00	120.00
SPINACH	KG	33.46	33.75	37.50	27.50	27.50	20.00	50.00	20.00
TINDA	KG	56.15	67.50	65.00	75.00	80.00	60.00	65.00	30.00
TURAI	KG	53.27	47.50	45.00	75.00	77.50	70.00	50.00	60.00
KARAILA	KG	48.85	42.50	97.50	45.00	50.00	60.00	60.00	40.00
ARVI	KG	68.08	66.25	55.00	60.00	65.00	60.00	57.50	40.00
CHILLIES GREEN	KG	68.65	60.00	45.00	55.00	57.50	60.00	74.00	40.00
CARROT	KG	49.23	0.00	35.00	60.00	70.00	60.00	50.00	50.00
COCUMBER (KHEERA)	KG	40.58	35.00	45.00	40.00	50.00	30.00	35.00	30.00
LEMON	250GM	43.85	43.75	37.50	40.00	45.00	40.00	50.00	30.00
SUGAR REFINED	KG.	55.15	54.19	54.25	54.00	54.00	52.00	54.00	55.00
GUR AV.QLTY	KG.	101.92	95.00	72.50	67.50	50.00	75.00	75.00	80.00
HONEY LANGANESE 500 GM.	BOTTLE	964.04	950.00	830.00	740.00	850.00	750.00	900.00	900.00
MILO 200 GM.	BOTTLE	233.33	250.00	215.00	240.00	190.00	206.00	228.00	200.00
CUSTARD POWDER RAFHAN 300 GM.	PKT	80.00	80.00	80.00	85.00	85.00	85.00	80.00	80.00
TOFFEE (HILAL)	EACH	1.00	1.00	1.00	1.00	1.00	1.00	2.00	1.00
CHOWKELATE CANDY (SMALL SIZE)	EACH	5.00	5.00	10.00	5.00	5.00	5.00	5.00	5.00
SWEETMEAT (MIXED)	KG	523.85	456.25	392.50	425.00	410.00	450.00	500.00	400.00
ICE CREAM WALLS	CUP.	40.00	40.00	41.25	45.00	45.00	40.00	50.00	40.00
ICE	KG	11.90	10.00	20.00	10.00	10.00	10.00	17.50	10.00
JAM AHMED/MITCHELLES	BOTTLE	145.00	160.00	137.50	145.00	145.00	150.00	135.00	140.00
SQUASH-MITCHELLES	BOTTLE	175.00	175.00	165.00	175.00	175.00	175.00	185.00	150.00
ROOH AFZA	BOTTLE	190.00	190.00	170.00	190.00	190.00	190.00	190.00	190.00
JAM-E-SHIREEN	BOTTLE	200.00	200.00	190.00	190.00	190.00	200.00	200.00	200.00
SAUNF	50 GM	23.56	20.00	25.00	10.00	15.00	20.00	20.00	20.00
CINAMON LOOSE AV. QLTY	50 GM.	32.21	30.00	41.25	25.00	25.00	30.00	30.00	20.00
CUMINSEED WHITE NATIONAL	50 GM.	70.00	70.00	70.00	70.00	70.00	70.00	70.00	70.00
PEPPER BLACK NATIONAL	50 GM.	110.00	110.00	110.00	110.00	110.00	110.00	110.00	110.00
CLOVES LOOSE AV.QLTY	50 GM.	96.15	115.00	87.50	70.00	70.00	80.00	85.00	80.00
CARDAMOM LARGE LOOSE AV.QLTY	50 GM.	148.08	100.00	160.00	80.00	117.50	150.00	100.00	90.00
CARDAMOM SMALL AV.QLTY	50 GM.	162.31	120.00	117.50	120.00	120.00	130.00	140.00	130.00
SALT-POWDERED (LAHORI) LOOSE	KG.	12.00	15.00	13.50	15.00	15.00	10.00	10.00	12.00
SALT POWDERED (NATIONAL/SHAN)	PKT	30.77	30.00	28.00	30.00	30.00	30.00	25.00	30.00
CHILLIES POWD.NATIONAL 200GM	PKT	150.00	150.00	120.00	120.00	120.00	120.00	120.00	150.00
CHILLIES POWDER LOOS	KG.	393.85	400.00	242.50	240.00	250.00	350.00	310.00	240.00
CORRIANDER SEED POWD.NATIONAL	PKT	104.00	104.00	104.00	120.00	104.00	104.00	105.00	104.00
CORRIANDER SEED (LOOSE)	KG.	267.88	280.00	257.50	150.00	160.00	240.00	227.50	200.00
TURMERIC POWD.NATIONAL 50GM	PKT.	40.00	40.00	35.00	35.00	35.00	35.00	35.00	40.00
CURRY POWD. NATIONAL 200 GM	PKT.	86.00	87.00	86.00	86.00	86.00	87.00	86.00	86.00
TOMATO KETCHUP AHMED/MITCHL	BOTTLE	90.00	110.00	95.00	85.00	85.00	90.00	120.00	90.00
PICKLES AHMED/MITCHELLES	BOTTLE	120.00	140.00	130.00	140.00	140.00	115.00	120.00	135.00
VINEGAR SYNTHETIC (SIRKA)	BOTTLE	75.00	80.00	100.00	65.00	65.00	80.00	90.00	85.00
GARLIC	KG	152.69	112.50	142.50	90.00	95.00	130.00	95.00	80.00
GINGER	KG	208.46	200.00	155.00	165.00	170.00	200.00	180.00	180.00
TAPAL DANEDAR TEA 200GM PACKET	PKT	200.00	200.00	185.00	205.00	205.00	194.73	190.00	195.00
TEA LIPTON YELLOW LABEL 200GM.	PKT.	205.26	205.26	195.00	205.00	205.00	205.00	205.00	205.00
TEA LOOSE KENYA AV.QLTY 250GM.	PKT.	167.12	150.00	157.50	200.00	220.00	140.00	130.00	130.00
COFFEE-NESCAFE 75 GM. **	BOTTLE	375.00	380.00	320.00	300.00	350.00	320.00	390.00	360.00

Contd.

7.11 Intercity Consumer Prices November, 2018

Description	Unit	Karachi	Hyder- abad	Nawab- shah	Mirpur-khas	Mithi	Sukkar	Larkana	Dadu
COLD DRINK (STANDARD SIZ)	BOTTLE	25.00	25.00	25.00	25.00	25.00	25.00	25.00	25.00
FRUIT JUICE TETRA PACK	PKT.	20.00	20.00	20.00	15.00	20.00	17.50	20.00	20.00
MINERAL WATER NESTLE 1.5 LTR	BOTTLE	55.00	55.00	50.00	50.00	55.00	50.00	50.00	50.00
CIGARETTES K-2 10'S **	PKT	60.00	60.00	60.00	50.00	50.00	60.00	50.00	60.00
CIGARETTES CAPSTAN 10'S **	PKT	65.00	60.00	60.00	50.00	50.00	60.00	60.00	60.00
CIGARETTES GOLD LEAF 20'S	PKT	150.00	150.00	150.00	140.00	140.00	150.00	150.00	140.00
CIGARETTES MORVEN GOLD 20'S	PKT	65.00	60.00	70.00	50.00	50.00	60.00	58.00	60.00
BETEL LEAVES	50GM.	122.12	100.00	77.50	120.00	140.00	120.00	95.00	80.00
BETEL NUTS	KG.	1398.08	1300.00	1500.00	1400.00	1600.00	1000.00	2150.00	1000.00
LONG CLOTH 57" GUL AHMED/AL-KARAM	METER	180.38	225.00	302.50	190.00	225.00	375.00	200.00	300.00
SHIRTING AV.QLTY.	METER	164.23	140.00	223.75	100.00	140.00	175.00	157.50	140.00
PANT CLOTH W & WEAR AV.QLTY	METER	401.83	387.50	450.00	300.00	387.50	600.00	350.00	300.00
LAWN PRINTED GUL AHMED/AL-KARAM	METER	415.00	280.00	400.00	270.00	275.00	394.00	366.66	300.00
GEORGETTE AV.QLTY	METER	121.54	120.00	226.25	145.00	145.00	150.00	130.00	100.00
LINEN AV.QLTY ***	METER	159.23	140.00	152.50	165.00	175.00	175.00	190.00	110.00
HEAVY WT SUITING LAWERNCPUR AVG QLTY	METER	2600.00	2400.00	1400.00	1400.00	1500.00	1800.00	1100.00	900.00
HEAVY WT SUITING LAWERNCPUR SUP QLTY	METER	3200.00	3000.00	2300.00	1400.00	2500.00	2000.00	1300.00	1300.00
TROPICAL SUITING LAW.PUR	METER	1850.00	1650.00	928.00	900.00	1300.00	1400.00	900.00	750.00
PANT BOY 24"/26" LENGTH.	EACH	715.38	525.00	887.50	400.00	550.00	525.00	460.00	830.00
SHIRT BOY 24"/26" LENGTH	EACH	528.85	400.00	800.00	300.00	400.00	450.00	430.00	800.00
SCHOOL UNI. PANT,SHIRT BOYS	SUIT	1027.31	925.00	937.50	700.00	850.00	760.00	700.00	670.00
SCHOOL UNI. KAMEEZ,SHAL.BOYS	SUIT	800.00	800.00	850.00	600.00	750.00	760.00	700.00	475.00
SCHOOL UNI. KAMEEZ,SHAL.GIRL	SUIT	876.92	800.00	900.00	700.00	750.00	760.00	700.00	640.00
FROCK W/WEAR GIRLS	EACH	1488.46	1475.00	975.00	600.00	1400.00	1000.00	600.00	1100.00
AWAMI-SUIT W & W(BOY) 24"/26	SUIT	1325.00	1000.00	1037.50	800.00	1000.00	1200.00	1200.00	750.00
AWAMI-SUIT W&W (GENTS)AV.QLTY	SUIT	1888.46	1600.00	1600.00	1200.00	1600.00	1200.00	1100.00	1200.00
PULLOVER GENTS OXFORD/BON.	EACH	4000.00	3500.00	3250.00	2000.00	3100.00	2500.00	3100.00	3500.00
PULLOVER LADIES OXFORD/BON.	EACH	3800.00	3400.00	3000.00	1800.00	3000.00	2350.00	2360.00	3000.00
PULLOVER (GENTS) OTHERS A.QTY	EACH	1096.15	900.00	1575.00	800.00	900.00	900.00	900.00	800.00
SECOND-HAND COAT FOR MEN	EACH	487.50	300.00	262.50	275.00	325.00	400.00	450.00	600.00
SECONDHAND SWEETER FOR MEN DUP QLTY	EACH	338.46	155.00	412.50	225.00	212.50	225.00	300.00	300.00
SECONDHAND WINTER JACKET	EACH	544.23	225.00	462.50	225.00	190.00	400.00	415.00	400.00
UNDERWEAR AV.QLTY MEDIUM SIZE	EACH	186.92	140.00	182.50	90.00	120.00	120.00	160.00	60.00
VEST FOR MEN AV.QLTY.	EACH	186.54	155.00	117.50	105.00	120.00	125.00	165.00	120.00
VEST/SHAMEEZ (WOMEN) AVG. QLTY	EACH	147.31	150.00	360.00	85.00	150.00	120.00	155.00	200.00
SOCKS NYLON (PAKISTANI)	PAIR	76.92	80.00	110.00	80.00	80.00	90.00	90.00	60.00
BRASSIER AV.QLTY.	EACH	186.92	180.00	250.00	137.50	180.00	135.00	180.00	120.00
BRASSIER SUP QLTY	EACH	418.08	300.00	400.00	365.00	365.00	300.00	300.00	220.00
DOPATTA GEORGETTE AV.QLTY.	EACH	254.23	220.00	350.00	325.00	310.00	250.00	400.00	250.00
DOPATTA COTTON AV GLTY	EACH	271.92	220.00	310.00	225.00	260.00	225.00	350.00	200.00
CHADDAR (W/WEAR) (2x2.5 MTR)	EACH	554.62	425.00	1200.00	350.00	400.00	290.00	520.00	800.00
LUNGI/DHOTI(COTTON) AVG. QLTY	EACH	343.27	287.50	312.50	325.00	310.00	290.00	480.00	300.00
HANDKERCHIEF AVG. QLTY PAK	EACH	63.08	47.50	62.50	42.50	45.00	50.00	50.00	50.00
HANDKERCHIEF SUP. QLTY PAK	EACH	106.92	80.00	117.50	65.00	80.00	80.00	100.00	130.00
GLOVES AV QLTY	PAIR	65.00	60.00	97.50	75.00	65.00	90.00	82.50	200.00
AZARBAND COTTON AVG. QLTY	EACH	16.94	15.00	26.25	11.00	12.00	20.00	35.00	20.00
SEWING THREAD/REEL(ASLI PARI)	EACH	7.00	7.00	7.00	10.00	10.00	7.00	7.00	8.00
WASHING CHARGES PAINT & SHIRT	SUIT	74.62	115.00	65.00	60.00	120.00	65.00	115.00	70.00
DRY CLEANING SUIT COAT PANT	SUIT	319.23	286.67	300.00	200.00	290.00	300.00	290.00	250.00
WASHING CH. (KAMIZ-SHALWAR)	PAIR	75.00	75.00	97.50	50.00	80.00	55.00	70.00	60.00
TAILORING SHIRT	EACH	476.92	412.50	450.00	300.00	425.00	500.00	425.00	400.00
TAILORING CHARGES PANT (MEN)	EACH	761.54	696.88	795.00	400.00	825.00	700.00	550.00	750.00
TAILORING COAT-PANT SUIT	SUIT	5288.46	3450.00	4000.00	3000.00	4000.00	5000.00	3500.00	3200.00
TAILORING AWAMI-SUIT (MALE)	SUIT	731.73	650.00	600.00	500.00	750.00	600.00	800.00	500.00
TAILORING SUIT FEMALE	SUIT	718.27	456.25	675.00	500.00	500.00	600.00	800.00	400.00
GENTS SHOES PAUL BATA	PAIR	1199.00	1199.00	1199.00	1199.00	1199.00	1199.00	1199.00	1199.00
GENTS SANDAL BATA	PAIR	699.00	699.00	699.00	699.00	699.00	699.00	699.00	699.00
GENTS SPOUNG CHAPPAL BATA	PAIR	199.00	199.00	199.00	199.00	199.00	199.00	199.00	199.00
LADIES SANDAL BATA	PAIR	599.00	599.00	599.00	599.00	599.00	599.00	599.00	599.00
LADIES SPOUNG CHAPPAL BATA	PAIR	199.00	199.00	199.00	199.00	199.00	199.00	199.00	199.00
CHILD SHOE POWER LITE BATA	PAIR	699.00	699.00	699.00	699.00	699.00	699.00	699.00	699.00
GENTS SHOE, ART 1109 SERVICE	PAIR	999.00	999.00	999.00	999.00	999.00	999.00	999.00	999.00

Contd.

7.11 Intercity Consumer Prices November, 2018

Description	Unit	Karachi	Hyder- abad	Nawab- shah	Mirpur-khas	Mithi	Sukkar	Larkana	Dadu
NYLON JOGGER 27 SIZE 2-5 ***	PAIR	1399.00	1399.00	1399.00	1399.00	1399.00	1399.00	1399.00	1399.00
CHINA FOOT WEAR AV. QLTY (MALE) *	PAIR	832.69	550.00	447.50	450.00	550.00	637.50	750.00	1100.00
CHINA FOOT WEAR AV. QLTY (FEMALE) *	PAIR	773.08	400.00	400.00	250.00	400.00	550.00	300.00	600.00
CHINA FOOT WEAR AV. QLTY (CHILDREN) *	PAIR	636.35	400.00	382.50	200.00	400.00	425.00	300.00	650.00
SHOE REPAIR HALF SOLE	PAIR	135.77	100.00	82.50	80.00	80.00	65.00	200.00	120.00
SHOES POLISH CHARGES AVERAGE SHOP	PAIR	25.77	20.00	22.50	15.00	20.00	18.75	20.00	20.00
HOUSE RENT (combined)	MONTH	11410.00	6133.00	4069.00	5099.00	3662.00	6280.00	4605.00	4051.00
rent 2	pm	11410.00	6133.00	4069.00	5099.00	3662.00	6280.00	4605.00	4051.00
RENT3	PM	11410.00	6133.00	4069.00	5099.00	3662.00	6280.00	4605.00	4051.00
RENT4	PM	11410.00	6133.00	4069.00	5099.00	3662.00	6280.00	4605.00	4051.00
RENT5	PM	11410.00	6133.00	4069.00	5099.00	3662.00	6280.00	4605.00	4051.00
RENT6	PM	11410.00	6133.00	4069.00	5099.00	3662.00	6280.00	4605.00	4051.00
SYNTHETIC ENEMAL ROBIALAC BALTI 3.64 LTR.	EACH	2200.00	1800.00	1600.00	2200.00	2200.00	1900.00	2100.00	1700.00
SYNTHETIC ENEMAL ICI BALTI 3.64 LTR.	EACH	2200.00	2500.00	2262.50	2200.00	2200.00	1900.00	2000.00	1700.00
CEMENT (LOCAL) SPECIFY BRAND NAME	BAG	621.54	620.00	622.50	620.00	630.00	620.00	610.00	620.00
BRICKS (NEW) IST CLASS	P/1000	11916.67	6000.00	6000.00	5800.00	6500.00	6000.00	6000.00	4833.00
CEMENT BLOCKS (6"x8"x12")	P/100	3534.62	2550.00	3800.00	0.00	0.00	0.00	0.00	3000.00
BAJREE	100CFT	5211.54	3000.00	2300.00	4500.00	5800.00	3500.00	3550.00	2500.00
SAND (BLACK PIT SAND)	K100CFT	4961.54	1500.00	1600.00	0.00	2000.00	1500.00	1600.00	2100.00
TIMBER SHESHAM LOG IST QUALITY	cubmt.	63500.00	39600.00	41950.00	0.00	0.00	52965.00	44143.00	55500.00
IRON BAR (M.S. BAR) 1/2"	P/TON	100500.00	103000.00	98000.00	98000.00	98500.00	98000.00	102000.00	96000.00
CARPANTER WAGE RATE	P/DAY	1292.31	1200.00	900.00	700.00	1000.00	1000.00	800.00	1000.00
MASON (RAJ) WAGE RATE	P/DAY	1430.77	1200.00	1000.00	700.00	1000.00	1000.00	900.00	1000.00
UNSKILLED LABOUR WAGE RATE	P/DAY	932.69	700.00	512.50	400.00	600.00	450.00	400.00	450.00
PLUMBER WAGE RSTE	P/DAY	1261.54	1200.00	812.50	700.00	1000.00	1000.00	600.00	800.00
ELECTICIAN WAGE RATE PER DAY **	P/DAY	1026.92	1000.00	800.00	0.00	0.00	0.00	600.00	800.00
ELECTICIAN WAGE RATE PER POINT **	P/PNT	211.54	150.00	200.00	100.00	100.00	87.50	135.00	100.00
WATER CHARGES PER HOUSE	P/MONTH	157.00	230.00	40.00	20.00	230.00	130.00	150.00	35.00
ELECT.CHARGES UPTO 50 UNITS	P/UNIT	2.00	2.00	2.00	2.00	2.00	2.00	2.00	2.00
ELECT.CHARGES 01 - 100 UNIT	P/UNIT	6.18	6.18	6.18	6.18	6.18	6.18	6.18	6.18
ELECT.CHARGES 101 - 300 UNIT	P/UNIT	9.54	9.54	9.54	9.54	9.54	9.54	9.54	9.54
ELECT.CHARGES 301 - 1000 UNIT	P/UNIT	16.39	16.39	16.39	16.39	16.39	16.39	16.39	16.39
ELECT.CHARGES ABOVE 1000 UNIT	P/UNIT	18.39	18.39	18.39	18.39	18.39	18.39	18.39	18.39
ELEC	PM	10.50	10.50	10.50	10.50	10.50	10.50	10.50	10.50
GAS CHRg upto 3.3719 MMBUT	MMBTU	145.08	145.08	145.08	145.08	0.00	145.08	145.08	145.08
GAS CHRg 3.3719 - 6.7438 MMBUT	MMBTU	308.88	308.88	308.88	308.88	0.00	308.88	308.88	308.88
GAS CHRg 6.7438 - 10.1157 MMBUT	MMBTU	321.75	321.75	321.75	321.75	0.00	321.75	321.75	321.75
GAS CHRg10.1157 - 13.4876 MMBUT	MMBTU	1310.40	1310.40	1310.40	1310.40	0.00	1310.40	1310.40	1310.40
GAS	PM	1708.20	1708.20	1708.20	1708.20	0.00	1708.20	1708.20	1708.20
GAS	PM	758.86	758.86	758.86	758.86	0.00	758.86	758.86	758.86
KEROSENE OIL	LTR	135.38	128.00	121.25	125.00	130.00	118.00	140.00	130.00
FIREWOOD WHOLE	40 KG.	665.38	600.00	407.50	500.00	450.00	400.00	450.00	450.00
CHAIR SHESHAM WOOD WITH ARMS **	EACH	2200.00	1400.00	2050.00	1000.00	1100.00	2000.00	2600.00	1800.00
CHAIR PLASTIC (CHAIRMAN) AVERAGE QUALITY	EACH	957.69	800.00	800.00	500.00	700.00	1000.00	850.00	1000.00
TABLE SHESHAM WOOD (4X2X5") ***	EACH	7500.00	3616.67	6000.00	2700.00	3600.00	5000.00	8000.00	6500.00
SOFASET WOODEN WITH FOAM SEAT **	SET	20692.31	15125.00	17875.00	15500.00	14500.00	12500.00	23000.00	22000.00
COT IRON (WITH NIWAR)AV.QLTY.	EACH	2634.62	2000.00	2550.00	2000.00	2000.00	2250.00	3700.00	3000.00
ALMIRAH (STEEL) 6'X3' 20 GUAGE	EACH	10865.38	8500.00	10000.00	7500.00	7150.00	14000.00	10000.00	20000.00
DINNING TABLE 6 CHAIRS A.QLTY	SET	15615.38	26000.00	20500.00	11000.00	26000.00	25000.00	18500.00	25000.00
SINGLE BED WITHOUT FOAM MED.	EACH	6153.85	5533.33	7375.00	5500.00	5500.00	12500.00	11000.00	6500.00
MATRESS SINGLE(4"THICK)	EACH	5600.00	6200.00	4950.00	7400.00	7400.00	4500.00	6600.00	7100.00
FARSHI DARI 12'X9' AV.QLTY	EACH	1565.38	1000.00	1412.50	850.00	1000.00	900.00	1380.00	800.00
DARI COTTON (6'x2 1/2') AV.QL	EACH	609.62	425.00	1175.00	400.00	500.00	600.00	600.00	400.00
CARPET PLAIN AV. QLTY	SQFT.	66.73	45.00	45.00	45.00	45.00	30.00	93.00	30.00
QUILT (LIHAF) 3 KG. COTTON	EACH	1619.23	1100.00	1175.00	650.00	975.00	1200.00	950.00	600.00
BLANKET (90" x 54")	EACH	4221.15	4000.00	4125.00	2000.00	3600.00	3000.00	3600.00	3600.00
BEDSHEET SINGLE BED SUP.QLTY	EACH	863.46	600.00	750.00	400.00	600.00	500.00	850.00	800.00
BED SHEET DOUBLE WITH TWO PILLOW COVERS SUP QLTY	SET	1600.00	950.00	1475.00	600.00	600.00	900.00	1500.00	1200.00
TOWEL(3'x2') AV. QALTY	EACH	268.27	200.00	305.00	140.00	200.00	250.00	250.00	200.00
CEILING FAN 48" SUPER QLTY **	EACH	3846.15	3200.00	3375.00	2900.00	3400.00	3500.00	3950.00	3500.00
PEDESTAL FAN 22" SUPER QLTY	EACH	4830.77	4000.00	4475.00	4000.00	5400.00	4500.00	3800.00	4300.00

Contd.

7.11 Intercity Consumer Prices November, 2018

Description	Unit	Karachi	Hyder- abad	Nawab- shah	Mirpur-khas	Mithi	Sukkar	Larkana	Dadu
REFG. DAWLENCE 10 CFT. D.DOOR	EACH	33000.00	32000.00	28000.00	33000.00	33000.00	35000.00	33000.00	29500.00
D-FREEZER WAVES 8 CFT.	EACH	29596.15	27900.00	28000.00	29000.00	30000.00	32000.00	33000.00	31500.00
AIRCONDITIONER 1.5 TON PEL	EACH	40000.00	44000.00	43000.00	35000.00	35000.00	52000.00	47000.00	58500.00
SPLIT AIR CONDITIONER 1.5 TON (SPECIFY BRAND NAME)	EACH	43000.00	46000.00	44500.00	42000.00	42000.00	46500.00	49000.00	48000.00
AIRCOOLER SUPER ASIA	EACH	11500.00	10500.00	12000.00	10500.00	10800.00	12300.00	12500.00	11000.00
WASHING MACHINE SINGER	EACH	17000.00	17000.00	14700.00	18500.00	18500.00	16000.00	15600.00	14700.00
SEWING MACHINE(SINGER)	EACH	8080.00	7400.00	7105.00	8080.00	8080.00	7500.00	7400.00	7400.00
GIZER LARGE SIZE 30 GALLON CAPACITY SUP QLTY	EACH	23100.00	25400.00	23575.00	18000.00	22950.00	17000.00	18800.00	19000.00
GAS BURNER DOUBLE SPFY.BRAND	EACH	2365.38	1800.00	2000.00	1700.00	1800.00	2100.00	1925.00	2500.00
ELECT. IRON PHILIPS MDL.1120	EACH	1800.00	1700.00	2025.00	1250.00	1700.00	1900.00	2500.00	2000.00
ELECTRIC JUICER FOR APPLE	EACH	5386.54	4000.00	6000.00	3000.00	4000.00	4000.00	5500.00	3800.00
S.STEEL DEGHCHI MEDIUM SIZE ***	EACH	815.38	500.00	700.00	480.00	500.00	800.00	560.00	600.00
ALUMINIUM COOKING PAN (DEGCHI) MED SIZE	EACH	775.00	500.00	397.50	370.00	380.00	600.00	560.00	500.00
NON STICK COOKING PAN (DEGCHI) SUP. QLTY	EACH	915.38	800.00	1000.00	600.00	650.00	1200.00	800.00	900.00
FRYING PAN STEEL AVG. QLTY MED. SIZE	EACH	417.31	350.00	360.00	260.00	260.00	500.00	500.00	250.00
TAWA IORN (MEDIUM SIZE) AVG. QLTY	EACH	390.38	250.00	312.50	300.00	300.00	500.00	377.50	300.00
S.STEEL PLATE A.QLTY.(M.SIZE)	EACH	93.27	70.00	84.00	55.00	60.00	70.00	120.00	90.00
TABLE SPOON S.STEEL SUP.QLTY.	DOZEN	273.08	300.00	322.50	250.00	300.00	400.00	1230.00	300.00
WATER SET JUG+6 GLASSES (OMROC)	SET	653.85	500.00	787.50	350.00	500.00	600.00	600.00	605.00
TEA SET PAK. CHINAWARE 21 PCS.	SET	1637.69	1400.00	1700.00	1250.00	1450.00	2500.00	1350.00	3000.00
DINNER SET PLASTIC 72 PIECES SUPERIOR QLTY	SET	7153.85	5000.00	4875.00	2600.00	4000.00	6500.00	4800.00	6500.00
HOTPOT SET PLASTIC 3 PCS.	SET	1511.54	1200.00	1200.00	1000.00	1200.00	1500.00	2000.00	1500.00
BUCKET(BALTI) PLASTIC MED.SIZ	EACH	419.23	300.00	705.00	300.00	290.00	400.00	450.00	400.00
LOTA PLASTIC (MED SIZE) AVERAGE QUALITY	EACH	83.46	65.00	57.50	50.00	65.00	70.00	60.00	60.00
PRESURE COOKER 4 LTR.	EACH	1861.54	1600.00	1900.00	900.00	1600.00	2000.00	1800.00	1900.00
WATER COOLER 9/10 LTR.PLASTIC ***	EACH	615.38	600.00	929.25	600.00	630.00	800.00	500.00	500.00
THERMOS STARVAC 1 LTR	EACH	584.62	450.00	552.50	350.00	450.00	650.00	500.00	700.00
BULB PHILIPS 100-WATTS	EACH	35.77	35.00	30.00	30.00	35.00	30.00	35.00	45.00
TUBE LIGHT PHILIPS 40 WATTS	EACH	100.00	100.00	100.00	110.00	120.00	105.00	120.00	120.00
ELECTRIC BLUBS "0" WATTE LOCAL	EACH	25.00	25.00	25.00	20.00	25.00	22.00	22.50	25.00
ELECTRIC BLUB ENERGY SAVER 14 WATTS	EACH	180.00	200.00	185.00	170.00	200.00	155.00	180.00	140.00
WASHING SOAP 250 GMS SPECIFY BRAND NAME	EACH	14.00	40.00	36.00	25.00	30.00	30.00	30.00	30.00
SURF EXCEL 400 GMS POLY BAG	EACH	145.00	145.00	140.00	135.00	130.00	104.00	135.00	112.00
WASHING POWDER 1000 GRM	EACH	180.00	190.00	180.00	175.00	175.00	185.00	190.00	180.00
WASHING POWDER (WHEEL/ BONUS) 100 GRAMS	EACH	90.00	100.00	125.00	85.00	90.00	95.00	90.00	125.00
CLEANSER POWDER VIM 1000 GM	PKT.	75.00	83.33	75.00	70.00	75.00	75.00	80.00	94.00
FINIS 500 ML	BOTTLE	180.00	282.35	200.00	125.00	225.00	210.00	170.00	275.00
PHNYLE TYPHONE/FINIS/CARRANITE 3 LITRES	BOTTLE	140.00	150.00	180.00	110.00	120.00	140.00	150.00	160.00
HARPIC	BOTTLE	180.00	180.00	170.00	145.00	155.00	170.00	180.00	160.00
BOOT POLISH CHERRY/KIWI 50ML	EACH	130.00	135.00	115.00	110.00	135.00	115.00	115.00	137.00
ROBIN BLUE (35 GRAMS)	PKT.	35.00	47.22	35.00	30.00	30.00	30.00	32.00	60.00
TISSU PAPER PERFUMED 100 PCS.	PKT	130.00	125.00	100.00	90.00	120.00	110.00	150.00	100.00
TOILET PAPER ROLL (R.PETEL)	P/ROLL	45.00	45.00	35.00	45.00	50.00	35.00	40.00	30.00
BOOT POLISH LIQUID CHEERY BLOSSOM KIWI 75 ML	BOTTLE	160.00	160.00	160.00	120.00	160.00	160.00	160.00	160.00
MATCH BOX SMALL	EACH	2.00	3.00	3.00	3.00	3.00	2.00	3.00	2.00
DRY CELL 1.5 VOLT(LOCAL)	EACH	15.00	15.00	25.00	25.00	25.00	35.00	20.00	25.00
HAND STITCHING NEEDLE M.SIZE	PACKET	9.31	8.00	8.00	5.00	8.00	10.00	10.00	10.00
SEWING MACHINE NEEDLE (SINGER)	EACH	5.00	6.00	10.00	5.00	6.00	10.00	7.00	5.00
HOUSEHOLD SERVANT FEMALE P/T	P/MNTH	2653.85	1250.00	2000.00	800.00	1050.00	1625.00	2100.00	1500.00
MARRIAGE HALL WITH FURNITURE	P/HEAD	303.08	210.00	77.50	120.00	140.00	150.00	150.00	100.00
SEPTRAN TABLETS	10TAB.	20.00	20.00	18.75	16.00	19.00	20.00	19.30	20.00
BRUFEN TABS 200-MG.	10TAB.	10.00	10.00	10.50	10.00	10.00	10.00	12.00	10.00
PANADOL TAB. EXTRA/PLAIN	10TAB.	15.00	12.00	11.50	12.00	12.00	15.00	12.00	12.00
DISPRIN TAB.	10TAB.	15.00	12.00	12.25	13.00	13.00	13.00	14.00	13.00
TRISIL TAB.	10 TAB	10.00	10.00	10.75	10.00	10.00	10.00	10.00	10.00
FLAGYL TAB. 200 MG.	10TAB.	10.00	10.00	14.75	10.00	10.00	10.00	10.00	10.00
VENTOLIN TAB. 2MG.	10TAB.	10.00	10.00	10.25	10.00	10.00	10.00	10.00	10.00
DAONIL TAB. 5 MG.	10TAB.	17.00	17.00	18.00	17.00	17.00	17.00	16.83	17.00
ENTOX TAB.	10TAB.	15.00	15.00	15.25	10.00	15.00	15.00	15.00	15.00
RENITEC TAB. 5 MG.	10TAB.	58.50	58.50	60.00	58.00	58.50	60.00	58.50	58.50
CAC. 1000 TAB	BOTTLE	133.00	128.06	128.00	124.00	124.00	133.00	128.00	134.00

Contd.

7.11 Intercity Consumer Prices November, 2018

Description	Unit	Karachi	Hyder- abad	Nawab- shah	Mirpur-khas	Mithi	Sukkar	Larkana	Dadu
AMOXIL CAPSOLE 250 MG.S	10CAP.	36.50	40.00	37.75	35.00	35.00	40.00	35.00	35.60
CALCIUM SYRUP SANDOZ	BOTTLE	64.00	64.00	64.00	64.00	64.00	64.00	64.00	64.65
LEDERPLEX SYRUP	BOTTLE	52.74	52.47	52.00	52.74	52.74	52.00	52.74	52.74
SANCOS SYRUP (50 ML.)	BOTTLE	30.00	30.00	30.00	30.00	30.00	30.00	30.00	30.00
PHENERGAN SYRUP 120 ML.	BOTTLE	35.00	33.00	33.00	33.00	33.00	36.64	33.00	37.00
CALPOL SYRUP 60 ML.	BOTTLE	49.28	49.28	28.00	28.00	28.00	30.75	28.00	30.00
HYDRYLLIN SYRUP 120 ML.	BOTTLE	69.00	69.00	69.00	69.00	69.00	69.00	69.00	69.00
POLYFAX EYE OINTMENT	TUBE	22.00	21.00	21.00	21.00	21.00	22.00	21.00	22.50
BETNESOL EYE DROPS	BOTTLE	33.89	33.89	33.00	34.00	34.00	33.89	34.00	33.89
EAR DROPS (CARDISPORINE) ***	BOTTLE	25.00	25.00	23.00	25.00	23.00	21.00	21.00	21.00
BETNOVATE-N OINTMENT 5 GMS	TUBE	16.68	16.00	49.00	16.00	16.00	18.33	16.00	16.67
BURNOL CREAM 30 GRM	TUBE	55.42	55.42	55.42	55.42	55.42	55.42	55.42	57.25
VICKS VAPORUB/BALM	BOTTLE	36.00	36.00	36.00	36.00	36.00	36.00	36.00	36.00
GLYCRINE SMALL BOTTLE	BOTTLE	21.00	33.00	30.00	33.00	33.00	15.00	15.00	15.00
JOUHAR JOSHANDA	PKT.	10.00	10.00	7.00	10.00	10.00	10.00	10.00	10.00
GALXOS-D (450 GRMS)	PKT.	157.50	157.50	140.00	150.00	150.00	157.50	140.00	157.50
GRIPE-WATER WOODWARDS	BOTTLE	60.00	60.00	60.00	60.00	60.00	60.00	60.00	60.00
SANIPLAST ONE PUTTY	EACH	2.00	2.00	2.00	1.00	2.00	2.00	2.00	2.00
O.R.S. (NIMCOL)	PKT.	18.00	18.00	16.00	17.00	18.00	15.00	17.00	18.00
DETTOL (MEDIUM)	BOTTLE	150.00	150.00	100.00	85.00	85.00	120.00	100.00	130.00
COTTON BANDAGE 2" - 4"	EACH	10.00	8.00	8.00	15.00	15.00	15.00	15.00	10.00
THERMOMETER CHINA	EACH	60.00	50.00	42.50	40.00	45.00	40.00	40.00	50.00
DOCTOR (MBBS) CLINIC FEE	P/PAT.	213.46	100.00	200.00	100.00	100.00	150.00	300.00	200.00
URINE TEST (DR) CHARGES	P/TEST	171.15	90.00	147.50	70.00	100.00	170.00	150.00	100.00
BLOOD TEST (CP) CHARGES	P/TEST	334.62	212.50	300.00	200.00	225.00	290.00	250.00	300.00
SUGAR TEST (RANDOM/FASTING BOTH) CHARGES	P/TEST	315.38	200.00	240.00	200.00	200.00	200.00	300.00	120.00
ECG CHARGES	P/TEST	361.54	225.00	350.00	200.00	225.00	350.00	200.00	400.00
X-RAY (CHEST) CHARGES	P/X-RAY	330.77	318.75	462.50	200.00	325.00	300.00	450.00	300.00
CAR SUZUKI 800 CC (W/O. A/C)	EACH	817750.00	840000.00	817750.00	817750.00	0.00	817750.00	817750.00	0.00
CAR SUZUKI 1000 CC	EACH	1400000.00	1380000.00	1400000.00	1405000.00	0.00	0.00	1400000.00	0.00
CAR TOYOTA 1300 CC	EACH	2229000.00	1979000.00	1979000.00	0.00	0.00	0.00	0.00	0.00
CAR HONDA CIVIC	EACH	2852125.00	0.00	2861500.00	0.00	0.00	0.00	0.00	0.00
MOTORCYCLE HONDA CD-70.	EACH	66900.00	65900.00	65375.00	65500.00	65500.00	67000.00	65900.00	67000.00
MOTORCYCLE YAMAHA 100CC.	EACH	78600.00	79300.00	0.00	0.00	0.00	78500.00	79300.00	0.00
MOTOR CYCLE HERO 70 CC	EACH	45000.00	43000.00	44000.00	45500.00	0.00	43000.00	45000.00	0.00
BICYCLE WITH TYRES & TUBES	EACH	6500.00	7600.00	9000.00	8000.00	8500.00	8000.00	8500.00	7000.00
TYRE CAR WITH TUBE GENERAL	EACH	3500.00	3200.00	3800.00	3000.00	3200.00	3200.00	3600.00	3300.00
TYRE MOTOR CYCLE WITHOUT TUBE	EACH	1280.00	1150.00	1025.00	1200.00	1225.00	1150.00	1340.00	1350.00
TYRE CYCLE SPECIFY BRAND NAME	EACH	306.92	350.00	417.50	380.00	400.00	350.00	375.00	450.00
TYRE CAR W/O TUBE	EACH	3250.00	2700.00	3200.00	3200.00	3260.00	2700.00	2900.00	3000.00
PETROL SUPER	LITRE	97.83	97.83	97.83	97.83	97.83	97.83	97.83	97.83
HIGH SPEED DIESEL HSD	LITRE	112.94	112.94	112.94	112.94	112.94	112.94	112.94	112.94
CNG	K.G.	104.00	104.00	104.00	104.00	0.00	104.00	100.00	104.00
GAS CYLINDER STAND. SIZE	EACH	1320.00	1430.00	1485.00	1400.00	1450.00	1540.00	1540.00	1540.00
MOTOR CYCLE SERVICE CHARGES	EACH	371.15	400.00	295.00	250.00	300.00	350.00	500.00	280.00
CAR SERVICE CHARGES	EACH	444.23	500.00	500.00	300.00	450.00	350.00	700.00	500.00
TYRE PUNCTURE CHARGES	EACH	71.54	60.00	72.50	70.00	60.00	87.50	80.00	80.00
CYCLE OVERHAULING CHARGES	EACH	234.62	300.00	275.00	200.00	300.00	300.00	300.00	200.00
CAR TAX FOR 800CC TO 1300CC	YEARLY	1750.00	1750.00	1750.00	1750.00	1750.00	1750.00	1750.00	1750.00
TRAIN FARE ECO. 1-100 KM.	P/KM.	1.79	1.79	1.79	1.79	0.00	1.79	1.79	1.79
TRAIN FARE ECO. 101-500 KM.	P/KM.	1.26	1.26	1.26	1.26	0.00	1.26	1.26	1.26
TRAIN FARE ECO. > 500 KM.	P/KM.	0.88	0.88	0.88	0.88	0.00	0.88	0.88	0.88
TRAIN FARE IST SLP. 1-100KM	P/KM.	2.85	2.85	2.85	2.85	0.00	2.85	2.85	2.85
TRAIN FARE IST SLP.101-500 KM	P/KM.	2.28	2.28	2.28	2.28	0.00	2.28	2.28	2.28
TRAIN FARE IST SLP. > 500 KM	P/KM.	1.49	1.49	1.49	1.49	0.00	1.49	1.49	1.49
TRAIN FARE A/C SLP. 1-100KM.	P/KM.	5.60	5.60	5.60	5.60	0.00	5.60	5.60	5.60
TRAIN FARE A/C SLP.101-500KM	P/KM.	5.02	5.02	5.02	5.02	0.00	5.02	5.02	5.02
TRAIN FARE A/C SLP > 500KM.	P/KM.	3.71	3.71	3.71	3.71	0.00	3.71	3.71	3.71
PLATEFORM TICKET	EACH	10.00	10.00	10.00	10.00	0.00	10.00	10.00	10.00
AUTO RICKSHAW FARES	KM/MIN	60.00	45.00	80.00	60.00	90.00	80.00	100.00	80.00
FULL TONGA CHARGES	KM/MIN	70.00	80.00	35.00	60.00	0.00	80.00	65.00	0.00
TAXI 4 SEATER FARE	KM/MIN	70.00	60.00	100.00	90.00	90.00	80.00	200.00	60.00

Contd.

7.11 Intercity Consumer Prices November, 2018

Description	Unit	Karachi	Hyder- abad	Nawab- shah	Mirpur-khas	Mithi	Sukkar	Larkana	Dadu
BUS FARE MIN (WITHIN CITY)	TICKET	10.00	10.00	0.00	10.00	0.00	0.00	0.00	0.00
BUS FARE MAX (WITHIN CIT	TICKET	15.00	17.00	0.00	10.00	0.00	0.00	0.00	0.00
BUS FARE OUTSIDE CITY	P/KM.	0.67	0.95	1.42	0.95	0.95	1.23	1.40	1.10
A/C BUS FARE OUTSIDE CITY	P/KM.	1.18	1.66	1.78	1.70	1.70	2.27	1.60	1.78
MINIBUS FARE MIN.WITH IN CITY	TICKET	10.00	10.00	0.00	0.00	0.00	0.00	0.00	0.00
MINIBUS FARE MAX.WITH IN CITY	TICKET	16.00	17.00	0.00	0.00	0.00	0.00	0.00	0.00
SUZUKI FARE MIN.WITH IN CITY	TICKET	10.00	10.00	0.00	10.00	0.00	10.00	10.00	0.00
SUZUKI FARE MAXIMUM W.IN CITY	TICKET	16.54	15.00	0.00	10.00	0.00	30.00	10.00	0.00
AIR FARE ECONOMY CLASS.	P/KM.	23.03	23.03	23.03	0.00	0.00	23.03	23.03	0.00
POSTAL ENVELOPE DOMESTIC	EACH	8.00	8.00	8.00	8.00	8.00	8.00	8.00	8.00
ENVELOPE FOR SAUDI ARABIA	EACH	50.00	50.00	50.00	50.00	50.00	50.00	50.00	45.00
POSTAL REGISTRATION CHARGES	EACH	38.00	38.00	38.00	38.00	38.00	38.00	38.00	28.00
U.M.S. REG CHARGES MIN.	EACH	59.00	59.00	60.00	60.00	60.00	59.00	60.00	60.00
T.C.S. CH. MIN.WITH IN ZONE	EACH	200.00	200.00	200.00	200.00	200.00	200.00	200.00	200.00
TELEPHONE CHARGES LOCAL CALL	P/CALL	4.65	4.65	4.65	4.65	4.65	4.65	4.65	4.65
TEL CHARGES OUT SIDE CITY	P/CALL	4.65	4.65	4.65	4.65	4.65	4.65	4.65	4.65
INTERNET CHARGES	P/HOUR	20.00	25.00	42.50	20.00	25.00	30.00	20.00	30.00
MOBILE CELL CHARGES	P/UNIT	3.00	3.00	3.06	3.00	3.00	5.00	3.50	3.06
FAX CHARGES (LOCAL)	P/PAGE	15.00	20.00	15.00	15.00	20.00	20.00	30.00	30.00
TELEPHONE SET AV. QLTY	EACH	1084.62	800.00	825.00	600.00	800.00	600.00	1300.00	1000.00
MOBILE SET NOKIA/SONY/ERICSON/SAMSUNG WITHOUT CAMERA	EACH	2800.00	2600.00	3250.00	2250.00	2600.00	2700.00	3200.00	2400.00
T.V. 20" COLORED WEGA H-A21.	EACH	28500.00	19000.00	14000.00	18000.00	18000.00	17500.00	20500.00	14000.00
T.V 20" COLOR CHINA/KORIA)	EACH	14000.00	13000.00	11000.00	10000.00	10000.00	12000.00	9000.00	11000.00
V.C.P. PANASONIC/LG/NAT	EACH	4000.00	5000.00	5000.00	6000.00	6000.00	5600.00	4800.00	4500.00
DVD/VCD PLAYER PANASONIC/LG	EACH	4500.00	3750.00	2825.00	3500.00	4000.00	4500.00	3000.00	2800.00
RADIO WITH C.PLAYER NATIONAL	EACH	2009.62	3500.00	3500.00	1500.00	3500.00	2000.00	2800.00	2000.00
PERSONNEL COMPUTER (BRANDED)	EACH	46230.77	40000.00	58000.00	46000.00	46000.00	45000.00	45000.00	27000.00
VID. CASSETTE BLK. TDK/SONY	EACH	140.00	140.00	200.00	120.00	140.00	140.00	170.00	160.00
COM. C.D. (TDK/IMATION)	EACH	50.00	80.00	60.00	50.00	80.00	50.00	50.00	50.00
TAPE RECORDER CASSETTE BLANK	EACH	50.00	60.00	50.00	50.00	60.00	50.00	50.00	50.00
VIDEO GAME SEGA 16 BYTE	EACH	1400.00	1400.00	1100.00	1800.00	0.00	1350.00	1500.00	1150.00
CINEMA A/C. HIGH CLASS	TICKET	150.00	100.00	0.00	30.00	0.00	0.00	0.00	0.00
CINEMA NON-A/C HIGH CLASS	TICKET	122.31	40.00	200.00	20.00	0.00	0.00	60.00	35.00
CABLE CHARGES	P/MONTH	400.00	300.00	292.50	300.00	300.00	300.00	400.00	300.00
TV.LICENCE FEE DOMESTIC	YEARLY	420.00	420.00	420.00	420.00	420.00	420.00	420.00	420.00
ENGLISH BOOK CLASS V1	EACH	63.45	63.45	63.45	63.45	63.45	63.45	63.45	63.45
ENGLISH BOOK CLASS IX OR X	EACH	53.20	53.20	53.20	53.20	53.20	53.20	53.20	53.20
ENG. BOOK IST.YR COMPLETE SET	EACH	126.10	126.10	126.10	126.10	126.10	126.10	126.10	126.10
ENGLISH BOOK BA/B.SC	EACH	210.00	210.00	210.00	210.00	210.00	210.00	210.00	210.00
URDU BOOK CLASS V (T.B.BORD)	EACH	72.60	72.60	72.60	72.60	72.60	72.60	72.60	72.60
URDU BOOK CLASS IX/X(T.B.B)	EACH	69.25	69.25	69.25	69.25	69.25	69.25	69.25	69.25
URDU BOOK IST.YEAR/INTER	EACH	51.65	51.65	51.65	51.65	51.65	51.65	51.65	51.65
URDU BOOK BA/B.SC	EACH	200.00	120.00	120.00	120.00	120.00	140.00	120.00	120.00
MATHS BOOK CALSS V (T.B.B)	EACH	131.30	131.30	131.30	131.30	131.30	131.30	131.30	131.30
MATHS BOOK CLASS IX OR X	EACH	214.90	214.90	214.90	214.90	214.90	214.90	214.90	214.90
MATHS BOOK IST.YEAR (T.B.B)	EACH	115.90	115.90	115.90	115.90	115.90	115.99	115.90	115.90
PAKISTAN STUDIES BOOK BA/B.SC	EACH	220.00	150.00	150.00	150.00	150.00	150.00	170.00	150.00
DAILY "DAWN"	P/COPY	22.00	22.00	22.00	22.00	22.00	22.00	22.00	22.00
DAILY "JANG"	P/COPY	20.00	20.00	20.00	20.00	20.00	20.00	20.00	20.00
DAILY "NAWA-E-WAQT"	P/COPY	20.00	20.00	20.00	20.00	20.00	20.00	20.00	20.00
WEEKLY "AKHBAR-E-JAHAN"	P/COPY	60.00	60.00	60.00	60.00	60.00	60.00	60.00	60.00
WEEKLY "MAG"	P/COPY	50.00	50.00	50.00	50.00	50.00	50.00	50.00	50.00
MONTHLY "NAUNEHAL DIGEST"	P/COPY	35.00	35.00	35.00	35.00	35.00	40.00	35.00	35.00
PAPER FOOLSCAPE (27"x17")	QUIRE	46.54	45.00	27.00	30.00	45.00	45.00	52.50	35.00
EXERCISE.BOOK LINED 80/100 PGS	EACH	39.23	30.00	30.00	20.00	30.00	60.00	30.00	30.00
PENCILGOLDFISH/DEER	EACH	8.08	7.00	6.75	8.00	8.00	10.00	8.00	8.00
PEN INK DOLLOR 57 ML BOTTLE	EACH	25.00	25.00	20.00	30.00	30.00	25.00	25.00	30.00
PHOTOSTATE PAPER 70 GM	PRT	500.00	350.00	482.50	320.00	350.00	450.00	490.00	450.00
BALL PEN (local)	EACH	8.00	6.00	7.00	10.00	10.00	7.00	8.00	8.00
FOUNTAIN PEN HERO/WINGS/CHINA	EACH	50.00	35.00	50.00	20.00	35.00	40.00	50.00	50.00

Contd.

7.11 Intercity Consumer Prices November, 2018

Description	Unit	Karachi	Hyder- abad	Nawab- shah	Mirpur-khas	Mithi	Sukkar	Larkana	Dadu
PRIVATE SCHOOL FEE ENGLISH MEDIUM AVERAGE STANDARD (CLASS I)	P/MONTH	1312.50	1559.38	2000.00	1200.00	700.00	1500.00	1350.00	2540.00
PRIVATE SCHOOL FEE ENGLISH MEDIUM AVERAGE STANDARD (CLASS V)	P/MONTH	1387.50	1568.75	2100.00	1200.00	700.00	1500.00	1450.00	2540.00
PRIVATE SCHOOL FEE ENGLISH MEDIUM AVERAGE STANDARD (CLASS VI)	P/MONTH	2002.88	1543.75	2800.00	1200.00	800.00	1800.00	1450.00	2770.00
PRIVATE SCHOOL FEE ENGLISH MEDIUM AVERAGE STANDARD (CLASS X)	P/MONTH	2493.27	1990.63	2800.00	1500.00	1000.00	1800.00	1650.00	3180.00
PRIVATE MEDICLE COLLEGE FEE MBBS (1ST YEAR)	P/MONTH	66667.00	61250.00	0.00	60000.00	0.00	0.00	0.00	0.00
PRIVATE ENGINEERING COLLEGE FEE (ISTR YEAR)	P/MONTH	10542.00	0.00	0.00	0.00	0.00	0.00	0.00	0.00
GOVT. COLLEGE FEE 1ST. YEAR	MONTH	0.00	0.00	0.00	0.00	0.00	0.00	0.00	0.00
GOVT. COLLEGE FEE 4TH. YEAR	MONTH	75.00	75.00	75.00	75.00	75.00	75.00	75.00	75.00
GOVT. UNIVERSITY FEE MSC.	MONTH	1916.66	833.33	1550.00	354.17	354.17	0.00	0.00	400.00
GOVT. MED. COLLEGE FEE MBBS	MONTH	2658.33	3333.33	1466.67	0.00	2000.00	2658.00	5020.83	2000.00
GOVT. ENGG. COLL. FEE 1 YEAR	MONTH	2733.33	1500.00	1041.67	0.00	0.00	0.00	1041.66	0.00
COACHING FEE FOR CLASS IX/X	P/MONTH	2200.00	1750.00	1500.00	1500.00	1200.00	4000.00	1000.00	700.00
COACHING CHARGES FOR CLASS 1ST YEAR/INTER (SCIENCE)	P/MONTH	3000.00	1100.00	2100.00	2000.00	1500.00	5000.00	1500.00	1000.00
COACHING CHARGES FOR CLASS 1ST YEAR/INTER (COMMERCE)	P/MONTH	3000.00	1250.00	3500.00	1000.00	1000.00	5000.00	1000.00	700.00
I.T. TUITION FEES	P/MONTH	3500.00	2250.00	1250.00	0.00	0.00	1833.00	2000.00	600.00
MBA TUITION FEES	P/MONTH	8750.00	12500.00	18000.00	0.00	0.00	8200.00	12700.00	0.00
BREAD TANDOORI ST. SIZE	EACH	10.00	10.00	10.00	8.00	8.00	10.00	7.50	7.00
COOKED MUTTON (AV. HOTEL)	PLATE	190.77	150.00	150.00	125.00	150.00	250.00	180.00	100.00
COOKED BEEF (AV. HOTEL)	PLATE	98.85	95.00	70.00	80.00	80.00	100.00	100.00	50.00
COOKED DAL (AV. HOTEL)	PLATE	65.19	60.00	63.75	50.00	50.00	70.00	65.00	50.00
CHICKEN BIRYANI FULL/DOUBLE	PLATE	188.46	200.00	100.00	120.00	150.00	165.00	235.00	120.00
TEA PREPARED (ORDINARY)	CUP	22.60	25.00	25.00	30.00	25.00	27.50	27.50	20.00
HAIRCUT CHARGES FOR MEN	P/CUT	88.46	75.00	100.00	50.00	75.00	70.00	115.00	100.00
BEAUTY PORL HAIR STYL CHARGE	P/STY.	638.46	350.00	287.50	150.00	350.00	200.00	375.00	500.00
SHAVING CHARGES	PER SHV	51.92	40.00	50.00	20.00	40.00	40.00	60.00	50.00
LIPSTICK S.MISS/MEDORA	EACH	130.00	120.00	120.00	130.00	120.00	110.00	120.00	90.00
NAIL POLISH S.MISS/MEDORA	EACH	110.00	110.00	95.00	110.00	110.00	85.00	92.50	50.00
PERFUME MED.SIZE MEDORA/BROACH	EACH	254.62	220.00	200.00	220.00	220.00	220.00	220.00	200.00
HAIR-OIL AMLA/CHAMBELI	BOTTLE	140.00	120.00	130.00	120.00	120.00	130.00	120.00	120.00
TOILET SOAP LUX 95 GRAMS	EACH	54.29	46.14	42.00	40.00	40.00	50.00	43.18	44.00
TOILET SOAP LIFEBOUY 140 GRM	EACH	40.00	47.94	45.00	42.00	42.00	45.00	50.00	50.00
TOILET SOAP SAFEGUARD BATH SIZE	EACH	53.00	55.00	46.00	60.00	60.00	50.00	50.00	60.00
TOOTHPASTE MACKLINES 70 GRM	EACH	50.00	50.00	50.00	50.00	50.00	50.00	50.00	50.00
TOOTHPAST MED SIZE CLGATE 70 GMS	EACH	70.00	75.00	70.00	70.00	70.00	74.66	80.00	75.00
TOOTHBRUSH SHEILD A/PLAUQUE	EACH	35.00	35.00	41.25	35.00	40.00	60.00	60.00	35.00
TOOTHPOWDER DENTONIC 90 GRM	EACH	50.00	32.00	35.00	22.00	32.00	30.00	35.00	35.00
HAIR-COLOUR BEGIN (6 GMS)	EACH	120.00	120.00	100.00	110.00	110.00	165.00	120.00	100.00
HAIR COLOUR (KALAKOLA)	BOTTLE	130.00	130.00	130.00	130.00	130.00	130.00	135.00	130.00
FACECREAM POND'S (MEDIUM)	EACH	130.00	120.00	110.00	120.00	120.00	120.00	130.00	120.00
TALC POWDER VICE ROAY,B.CAT	EACH	185.00	150.00	155.00	150.00	160.00	155.00	162.50	145.00
BLADE TREET ORDINARY 10'S	PKT.	40.00	40.00	42.00	40.00	40.00	45.00	45.00	40.00
BLADE 7-O-CLOCK STAIN. 5'S	PKT.	40.00	35.00	35.00	30.00	35.00	38.00	32.50	50.00
SHAMPOO SUNSILK/PAINTIN 100 ML	BOTTLE	110.00	110.00	110.00	99.00	99.00	110.00	110.00	100.00
BEAUTY CREAM (FAIR & LOVELY)	EACH	130.00	90.00	185.00	210.00	215.00	220.00	230.00	230.00
HAIR REMOVING CREAM (EU-CREAM)	TUBE	70.00	65.00	65.00	70.00	70.00	65.00	65.00	70.00
GEL MEDIUM SIZE	BOTTLE	80.00	60.00	65.00	55.00	75.00	70.00	100.00	120.00
DISPOSABLE RAZOR GILLET-II	EACH	50.00	50.00	45.00	45.00	45.00	45.00	40.00	50.00
SHAVING CREAM TOUCH-ME/ADM.	EACH	80.00	80.00	70.00	55.00	70.00	55.00	70.00	70.00
GOLD TEZABI 24 CT	10 GM.	52340.00	52298.00	51268.00	52500.00	52500.00	52300.00	51264.00	50750.00
SILVER TEZABI 24 CT	10 GM.	703.00	703.00	812.50	750.00	750.00	710.00	702.00	800.00
ARTIFICIAL JEWELLARY SET	SET	1267.31	625.00	1700.00	375.00	500.00	800.00	1800.00	300.00
WRIST WATCH GENTS CITIZEN (ORIGINAL) ***	EACH	2861.54	3100.00	3750.00	2500.00	3000.00	2600.00	3050.00	2500.00
WRIST WATCH LADIES CITIZEN (ORIGINAL) ***	EACH	2861.54	3050.00	3750.00	2500.00	3000.00	2500.00	2550.00	2500.00
WALL CLOCK QUARTZ AV.QLTY	EACH	500.96	400.00	500.00	350.00	400.00	500.00	500.00	350.00
SUITCASE REXIN (24"x16"x6")	EACH	1688.46	1100.00	1600.00	900.00	975.00	1550.00	1500.00	1500.00
TRUNK MEDIUM SIZE ***	EACH	1900.00	1450.00	3000.00	1200.00	1450.00	3125.00	1250.00	1500.00
PURSE LADIES (LEATHER) AVERAGE QUALITY	EACH	1794.23	850.00	1500.00	650.00	750.00	1200.00	1400.00	400.00

7.11 Intercity Consumer Prices November, 2018

Description	Unit	Peshawar	Mardan	Abbott- abad	Bannu	D.I. Khan	Mingora
WHEAT	10 KG.	360.00	400.00	450.00	345.00	330.00	360.00
WHEAT FLOUR FINE/SUPERIOR.	KG.	43.17	44.00	50.00	41.50	38.75	41.25
WHEAT FLOUR AVG. QLTY	KG.	38.92	39.00	45.00	40.00	37.50	38.50
WHEAT FLOUR BAG	10 KG.	399.17	380.00	450.00	400.00	380.00	390.00
MAIDA	KG.	51.67	50.00	52.50	50.00	55.00	50.00
SUJI	KG.	56.67	50.00	60.00	50.00	60.00	50.00
BESAN AV. QLTY.	KG.	125.00	110.00	120.00	125.00	120.00	130.00
RICE BASMATI SUP. QLTY.	KG.	148.33	140.00	180.00	150.00	140.00	120.00
RICE BASMATI 385/386	KG.	128.33	125.00	120.00	140.00	120.00	80.00
RICE BASMATI BROKEN AV.QLTY	KG.	82.50	80.00	90.00	55.00	73.75	65.00
RICE IRR1-6 (SINDH/PUNJAB)	KG.	59.17	57.50	60.00	65.00	56.00	60.00
VERMICELLI	KG.	72.50	75.00	90.00	70.00	80.00	70.00
BREAD PLAIN MEDIUM SIZE	EACH	40.00	35.00	35.00	35.00	37.50	40.00
RUSK (PAPAY)	KG.	203.33	200.00	160.00	180.00	147.50	240.00
BISCUITS-PACKED	PKT	35.00	35.00	40.00	40.00	40.00	40.00
BISCUIT-BAKERY (LOOSE)	250 GM	68.33	87.00	60.00	67.50	56.25	75.00
CORNFLAKS FAUJI 225 GM.	PKT	234.00	234.00	205.00	175.00	200.00	205.00
SAMOSAS (VEGETABLE)	EACH	7.67	10.00	10.00	17.50	10.00	10.00
PASTRY AV.QLTY.	EACH	23.33	20.00	27.50	20.00	25.00	20.00
PATTIES (VEGETABLES)	EACH	30.00	20.00	27.50	30.00	20.00	15.00
NIMCO	250 GM	53.33	40.00	50.00	57.50	51.25	60.00
CHIPS	250 GM	70.00	65.00	80.00	60.00	55.00	60.00
BEEF WITH BONE AV.QLTY.	KG	350.83	360.00	350.00	350.00	350.00	350.00
MUTTON AV.QLTY.	KG	791.67	725.00	850.00	600.00	700.00	600.00
CHICKEN FARM BROILER (LIVE)	KG	187.33	176.00	185.00	202.00	190.00	194.00
FISH-RAHU MEDIUM SIZE	KG	243.33	200.00	300.00	370.00	290.00	250.00
MILK FRESH (UNBOILED)	LTR.	93.33	95.00	100.00	82.50	75.00	110.00
CURD	KG.	107.08	105.00	105.00	97.50	80.00	120.00
MILK TETRA PACK 1/2 LTR.	PKT.	65.00	60.00	65.00	65.00	65.00	67.50
LACTOGEN 400 GRAMS	PKT.	470.00	460.00	480.00	460.00	500.00	480.00
POWDER MILK NIDO 400GM.	PKT	370.00	375.00	400.00	379.48	400.00	370.00
MILK POWDER LOOSE/PACKED	KG.	420.00	400.00	550.00	546.25	450.00	425.00
BUTTER LOCAL PACKED	50 GM.	28.00	60.00	28.00	45.00	37.50	28.00
EGGS FARM	DOZ	123.33	125.00	120.00	120.00	117.50	120.00
MUSTARD OIL AV.QLTY.	KG.	220.00	230.00	240.00	180.00	165.00	220.00
COOKING OIL (DALDA)	2.5LTR	485.00	485.00	505.00	495.00	480.00	490.00
COOKING OIL (PAKWAN) OTHER BRAND SPECIFY	2.5 LTR	383.00	375.00	450.00	433.00	480.00	470.00
VEGETABLE GHEE TIN	2.5KG.	480.00	480.00	490.00	483.00	475.00	430.00
VEGETABLE GHEE (LOOSE)	KG.	168.33	165.00	150.00	170.00	160.00	170.00
DATES AV.QLTY.	KG.	183.33	180.00	200.00	195.00	175.00	200.00
PISTACHIO AV.QLTY.	50 GM.	73.33	75.00	150.00	90.00	110.00	70.00
ALMONDS WHOLE AV.QLTY.	KG.	731.67	600.00	725.00	700.00	550.00	800.00
COCONUT DRY AV.QLTY.	KG.	500.00	485.00	400.00	355.00	400.00	330.00
RAISINS AV.QLTY.	50 GM.	35.83	20.00	20.00	15.00	14.75	20.00
GROUNDNUTS (WITH SHELL)	KG.	200.00	200.00	220.00	187.50	170.00	180.00
MALTA/MOSAMBI	DOZ	160.00	0.00	0.00	115.00	135.00	180.00
KINNU	DOZ	0.00	0.00	0.00	0.00	0.00	0.00
APPLE	KG	125.00	135.00	120.00	110.00	115.00	100.00
ALOO BUKHARA	KG	0.00	0.00	0.00	0.00	0.00	0.00
POMEGRANATE (ANNAR)	KG	171.67	150.00	140.00	190.00	125.00	200.00
GRAPES	KG	133.33	135.00	210.00	115.00	137.50	120.00
BANANAS	DOZ	73.33	55.00	80.00	55.00	67.50	50.00
MANGO KALMI	KG	0.00	0.00	0.00	0.00	0.00	0.00
GUAVA	KG	100.00	110.00	65.00	90.00	65.00	100.00
WATERMELON (TURBOOZ)	KG	0.00	0.00	0.00	0.00	0.00	0.00
MUSKMELON (KHARBOOZA)	KG	0.00	0.00	0.00	0.00	0.00	0.00
SWEETMELON (GARMA)	KG	0.00	0.00	0.00	0.00	0.00	0.00
PULSE MASOOR (WHOLE)	KG.	88.33	100.00	110.00	100.00	100.00	80.00
PULSE MASOOR (WASHED)	KG.	88.33	100.00	110.00	100.00	112.50	80.00
PULSE MOONG (WASHED)	KG.	103.33	100.00	115.00	105.00	110.00	120.00
PULSE MASH (WASHED)	KG.	131.67	140.00	140.00	122.50	155.00	130.00

Contd.

7.11 Intercity Consumer Prices November, 2018

Description	Unit	Peshawar	Mardan	Abbott- abad	Bannu	D.I. Khan	Mingora
PULSE GRAM	KG.	119.17	120.00	125.00	115.00	115.00	120.00
GRAM WHOLE BLACK AV.QLTY.	KG.	140.00	130.00	160.00	102.50	90.00	120.00
GRAM WHOLE YELLOW AV.QLTY	KG.	153.33	140.00	160.00	160.00	160.00	150.00
BEANS (LAL LOBIA)	KG.	138.33	120.00	160.00	130.00	117.50	120.00
POTATOES	KG	32.50	27.50	35.00	30.00	27.50	30.00
ONION	KG	40.00	40.00	35.00	35.00	32.50	40.00
TURNIP	KG	35.00	30.00	25.00	30.00	20.00	20.00
RADISH	KG	20.83	35.00	25.00	20.00	15.00	20.00
TOMATOES	KG	40.00	30.00	45.00	35.00	40.00	35.00
CABBAGE	KG	0.00	0.00	0.00	0.00	0.00	0.00
CAULIFLOWER	KG	35.00	50.00	35.00	30.00	40.00	30.00
BRINJAL	KG	33.33	50.00	45.00	35.00	22.50	40.00
PUMPKIN	KG	51.67	40.00	0.00	37.50	34.50	0.00
BOTTLEGOURD	KG	43.33	50.00	45.00	40.00	35.00	40.00
LADY FINGER	KG	85.00	100.00	90.00	90.00	80.00	80.00
PEAS	KG	110.00	120.00	90.00	100.00	95.00	140.00
SPINACH	KG	26.67	40.00	30.00	20.00	22.50	40.00
TINDA	KG	41.67	50.00	55.00	45.00	40.00	40.00
TURAI	KG	66.67	80.00	80.00	55.00	0.00	100.00
KARAILA	KG	81.67	110.00	100.00	90.00	77.50	120.00
ARVI	KG	41.67	50.00	55.00	50.00	112.50	50.00
CHILLIES GREEN	KG	86.67	60.00	100.00	80.00	100.00	120.00
CARROT	KG	63.33	90.00	65.00	60.00	38.75	70.00
COCUMBER (KHEERA)	KG	36.67	55.00	50.00	30.00	55.00	40.00
LEMON	250GM	30.00	20.00	35.00	35.00	27.50	50.00
SUGAR REFINED	KG.	55.17	56.00	58.00	55.00	55.00	54.00
GUR AV.QLTY	KG.	86.67	85.00	100.00	82.50	66.00	70.00
HONEY LANGANESE 500 GM.	BOTTLE	936.67	840.00	950.00	750.00	850.00	500.00
MILO 200 GM.	BOTTLE	216.67	225.00	300.00	200.00	220.00	300.00
CUSTARD POWDER RAFHAN 300 GM.	PKT	80.00	80.00	80.00	85.00	85.00	80.00
TOFFEE (HILAL)	EACH	1.67	2.00	1.00	1.00	1.00	2.00
CHOWKELATE CANDY (SMALL SIZE)	EACH	5.00	5.00	5.00	5.00	5.00	5.00
SWEETMEAT (MIXED)	KG	283.33	280.00	350.00	190.00	247.50	280.00
ICE CREAM WALLS	CUP.	50.00	45.00	50.00	40.00	45.00	45.00
ICE	KG	10.00	10.00	10.00	12.00	10.00	25.00
JAM AHMED/MITCHELLES	BOTTLE	140.00	140.00	150.00	140.00	140.00	140.00
SQUASH-MITCHELLES	BOTTLE	185.00	185.00	185.00	165.00	165.00	165.00
ROOH AFZA	BOTTLE	190.00	190.00	190.00	190.00	195.00	190.00
JAM-E-SHIREEN	BOTTLE	200.00	200.00	200.00	200.00	200.00	200.00
SAUNF	50 GM	38.33	20.00	20.00	15.00	10.00	10.00
CINAMON LOOSE AV. QLTY	50 GM.	34.17	30.00	20.00	30.00	20.00	20.00
CUMINSEED WHITE NATIONAL	50 GM.	70.00	70.00	70.00	70.00	70.00	70.00
PEPPER BLACK NATIONAL	50 GM.	110.00	110.00	110.00	110.00	110.00	110.00
CLOVES LOOSE AV.QLTY	50 GM.	131.67	117.00	120.00	107.50	120.00	80.00
CARDAMOM LARGE LOOSE AV.QLTY	50 GM.	158.33	140.00	120.00	120.00	112.50	80.00
CARDAMOM SMALL AV.QLTY	50 GM.	156.67	150.00	140.00	90.00	72.50	150.00
SALT-POWDERED (LAHORI) LOOSE	KG.	15.00	15.00	10.00	12.00	17.50	15.00
SALT POWDERED (NATIONAL/SHAN)	PKT	30.00	25.00	30.00	30.00	30.00	30.00
CHILLIES POWD.NATIONAL 200GM	PKT	150.00	150.00	120.00	120.00	120.00	130.00
CHILLIES POWDER LOOS	KG.	356.67	380.00	400.00	380.00	255.00	280.00
CORRIANDER SEED POWD.NATIONAL	PKT	104.00	104.00	120.00	104.00	105.00	130.00
CORRIANDER SEED (LOOSE)	KG.	273.33	260.00	320.00	280.00	200.00	200.00
TURMERIC POWD.NATIONAL 50GM	PKT.	35.00	35.00	35.00	40.00	35.00	38.00
CURRY POWD. NATIONAL 200 GM	PKT.	87.00	87.00	87.00	87.00	87.00	87.00
TOMATO KETCHUP AHMED/MITCHL	BOTTLE	123.33	120.00	90.00	110.00	95.00	130.00
PICKLES AHMED/MITCHELLES	BOTTLE	125.00	120.00	140.00	100.00	110.00	130.00
VINEGAR SYNTHETIC (SIRKA)	BOTTLE	88.33	90.00	90.00	90.00	65.00	100.00
GARLIC	KG	156.67	120.00	80.00	140.00	145.00	60.00
GINGER	KG	225.00	210.00	240.00	240.00	210.00	240.00
TAPAL DANEDAR TEA 200GM PACKET	PKT	200.00	200.00	185.00	178.94	187.50	195.00
TEA LIPTON YELLOW LABEL 200GM.	PKT.	205.26	205.26	205.00	205.00	200.00	195.00

Contd.

7.11 Intercity Consumer Prices November, 2018

Description	Unit	Peshawar	Mardan	Abbott- abad	Bannu	D.I. Khan	Mingora
TEA LOOSE KENYA AV.QLTY 250GM.	PKT.	180.00	180.00	180.00	177.50	147.50	150.00
COFFEE-NESCAFE 75 GM. **	BOTTLE	356.67	390.00	300.00	300.00	350.00	360.00
COLD DRINK (STANDARD SIZ)	BOTTLE	28.33	30.00	25.00	25.00	25.00	25.00
FRUIT JUICE TETRA PACK	PKT.	15.00	15.00	30.00	17.50	20.00	30.00
MINERAL WATER NESTLE 1.5 LTR	BOTTLE	50.00	50.00	50.00	50.00	50.00	50.00
CIGARETTES K-2 10'S **	PKT	65.00	60.00	60.00	60.00	50.00	50.00
CIGARETTES CAPSTAN 10'S **	PKT	65.00	60.00	70.00	70.00	60.00	60.00
CIGARETTES GOLD LEAF 20'S	PKT	150.00	150.00	150.00	150.00	150.00	140.00
CIGARETTES MORVEN GOLD 20'S	PKT	65.00	60.00	50.00	70.00	60.00	60.00
BETEL LEAVES	50GM.	120.00	150.00	90.00	100.00	50.00	100.00
BETEL NUTS	KG.	2400.00	3000.00	4000.00	1300.00	1300.00	400.00
LONG CLOTH 57" GUL AHMED/AL-KARAM	METER	333.33	325.00	275.00	250.00	227.50	278.00
SHIRTING AV.QLTY.	METER	300.00	300.00	225.00	150.00	150.00	242.00
PANT CLOTH W & WEAR AV.QLTY	METER	391.67	400.00	450.00	690.00	280.00	650.00
LAWN PRINTED GUL AHMED/AL-KARAM	METER	393.00	393.00	460.00	235.00	260.00	242.00
GEORGETTE AV.QLTY	METER	126.67	120.00	250.00	100.00	90.00	115.00
LINEN AV.QLTY ***	METER	150.00	170.00	150.00	148.75	80.00	145.00
HEAVY WT SUITING LAWERNCPUR AVG QLTY	METER	2800.00	2800.00	1850.00	980.00	1250.00	2250.00
HEAVY WT SUITING LAWERNCPUR SUP QLTY	METER	3050.00	3050.00	1850.00	1500.00	2200.00	2725.00
TROPICAL SUITING LAW.PUR	METER	1600.00	1600.00	1650.00	750.00	1387.50	1300.00
PANT BOY 24"/26" LENGTH.	EACH	460.00	410.00	500.00	750.00	370.00	450.00
SHIRT BOY 24"/26" LENGTH	EACH	380.00	395.00	500.00	400.00	320.00	425.00
SCHOOL UNI. PANT,SHIRT BOYS	SUIT	826.67	805.00	850.00	875.00	670.00	750.00
SCHOOL UNI. KAMEEZ,SHAL.BOYS	SUIT	758.33	600.00	790.00	740.00	450.00	475.00
SCHOOL UNI. KAMEEZ,SHAL.GIRL	SUIT	823.33	1000.00	1000.00	745.00	500.00	650.00
FROCK W/WEAR GIRLS	EACH	1116.67	1150.00	1300.00	1500.00	750.00	3250.00
AWAMI-SUIT W & W(BOY) 24"/26	SUIT	1000.00	950.00	1350.00	1025.00	600.00	615.00
AWAMI-SUIT W&W (GENTS)AV.QLTY	SUIT	1833.33	1550.00	2200.00	2000.00	925.00	1300.00
PULLOVER GENTS OXFORD/BON.	EACH	3436.67	3430.00	3750.00	4070.00	2400.00	3500.00
PULLOVER LADIES OXFORD/BON.	EACH	3190.00	2800.00	3100.00	3400.00	2400.00	3500.00
PULLOVER (GENTS) OTHERS A.QTY	EACH	1100.00	1100.00	2145.00	1550.00	825.00	1925.00
SECOND-HAND COAT FOR MEN	EACH	708.33	650.00	800.00	325.00	300.00	650.00
SECONDHAND SWEETER FOR MEN DUP QLTY	EACH	900.00	850.00	500.00	300.00	250.00	550.00
SECONDHAND WINTER JACKET	EACH	875.00	1100.00	800.00	225.00	225.00	875.00
UNDERWEAR AV.QLTY MEDIUM SIZE	EACH	110.00	110.00	250.00	110.00	80.00	130.00
VEST FOR MEN AV.QLTY.	EACH	138.33	110.00	180.00	102.50	70.00	110.00
VEST/SHAMEEZ (WOMEN) AVG. QLTY	EACH	148.33	140.00	200.00	147.50	110.00	400.00
SOCKS NYLON (PAKISTANI)	PAIR	76.67	85.00	100.00	67.50	55.00	60.00
BRASSIER AV.QLTY.	EACH	135.00	150.00	150.00	200.00	100.00	135.00
BRASSIER SUP QLTY	EACH	258.33	265.00	350.00	275.00	130.00	250.00
DOPATTA GEORGETTE AV.QLTY.	EACH	250.00	250.00	400.00	260.00	250.00	350.00
DOPATTA COTTON AV GLTY	EACH	213.33	190.00	300.00	275.00	230.00	255.00
CHADDAR (W/WEAR) (2x2.5 MTR)	EACH	1066.67	950.00	600.00	477.50	337.50	800.00
LUNGI/DHOTI(COTTON) AVG. QLTY	EACH	300.00	325.00	350.00	550.00	230.00	210.00
HANDKERCHIEF AVG. QLTY PAK	EACH	30.00	30.00	50.00	20.00	42.50	35.00
HANDKERCHIEF SUP. QLTY PAK	EACH	51.67	50.00	100.00	46.25	50.00	60.00
GLOVES AV QLTY	PAIR	125.00	110.00	120.00	65.00	60.00	55.00
AZARBAND COTTON AVG. QLTY	EACH	30.00	30.00	20.00	20.00	11.00	22.50
SEWING THREAD/REEL(ASLI PARI)	EACH	8.67	8.50	8.00	5.00	5.00	8.00
WASHING CHARGES PAINT & SHIRT	SUIT	221.67	110.00	60.00	100.00	80.00	100.00
DRY CLEANING SUIT COAT PANT	SUIT	516.67	340.00	400.00	250.00	180.00	450.00
WASHING CH. (KAMIZ-SHALWAR)	PAIR	90.00	90.00	60.00	90.00	35.00	70.00
TAILORING SHIRT	EACH	566.67	525.00	600.00	450.00	350.00	500.00
TAILORING CHARGES PANT (MEN)	EACH	1566.67	900.00	1200.00	1200.00	600.00	1225.00
TAILORING COAT-PANT SUIT	SUIT	6541.67	7000.00	5800.00	4500.00	3125.00	6250.00
TAILORING AWAMI-SUIT (MALE)	SUIT	791.67	662.50	700.00	575.00	575.00	650.00
TAILORING SUIT FEMALE	SUIT	566.67	550.00	475.00	475.00	475.00	650.00
GENTS SHOES PAUL BATA	PAIR	1199.00	1199.00	1199.00	1199.00	1199.00	1199.00
GENTS SANDAL BATA	PAIR	699.00	699.00	699.00	699.00	699.00	699.00
GENTS SPOUNG CHAPPAL BATA	PAIR	199.00	199.00	199.00	199.00	199.00	199.00
LADIES SANDAL BATA	PAIR	599.00	599.00	599.00	599.00	599.00	599.00

Contd.

7.11 Intercity Consumer Prices November, 2018

Description	Unit	Peshawar	Mardan	Abbott- abad	Bannu	D.I. Khan	Mingora
LADIES SPOUNG CHAPPAL BATA	PAIR	199.00	199.00	199.00	199.00	199.00	199.00
CHILD SHOE POWER LITE BATA	PAIR	699.00	699.00	699.00	699.00	699.00	699.00
GENTS SHOE, ART 1109 SERVICE	PAIR	999.00	999.00	999.00	999.00	999.00	999.00
NYLON JOGGER 27 SIZE 2-5 ***	PAIR	1399.00	1399.00	1399.00	1399.00	1399.00	1399.00
CHINA FOOT WEAR AV. QLTY (MALE) *	PAIR	983.33	950.00	1200.00	975.00	750.00	1350.00
CHINA FOOT WEAR AV. QLTY (FEMALE) *	PAIR	883.33	875.00	900.00	875.00	475.00	512.50
CHINA FOOT WEAR AV. QLTY (CHILDREN) *	PAIR	604.17	575.00	899.00	500.00	325.00	550.00
SHOE REPAIR HALF SOLE	PAIR	136.67	120.00	150.00	95.00	95.00	210.00
SHOES POLISH CHARGES AVERAGE SHOP	PAIR	20.00	20.00	20.00	20.00	20.00	20.00
HOUSE RENT (combined)	MONTH	9198.00	4098.00	8824.00	4644.00	8836.00	4296.00
rent 2	pm	9198.00	4098.00	8824.00	4644.00	8836.00	4296.00
RENT3	PM	9198.00	4098.00	8824.00	4644.00	8836.00	4296.00
RENT4	PM	9198.00	4098.00	8824.00	4644.00	8836.00	4296.00
RENT5	PM	9198.00	4098.00	8824.00	4644.00	8836.00	4296.00
RENT6	PM	9198.00	4098.00	8824.00	4644.00	8836.00	4296.00
SYNTHETIC ENEMAL ROBIALAC BALTI 3.64 LTR.	EACH	2250.00	1850.00	2265.00	2254.00	2000.00	2250.00
SYNTHETIC ENEMAL ICI BALTI 3.64 LTR.	EACH	2400.00	2600.00	2250.00	2200.00	1989.00	2200.00
CEMENT (LOCAL) SPECIFY BRAND NAME	BAG	600.00	590.00	620.00	600.00	600.00	590.00
BRICKS (NEW) IST CLASS	P/1000	9583.33	8300.00	13000.00	7200.00	5875.00	10500.00
CEMENT BLOCKS (6"x8"x12")	P/100	3200.00	3200.00	3500.00	2500.00	2650.00	3475.00
BAJREE	100CFT	3983.33	3460.00	4800.00	1800.00	2700.00	2800.00
SAND (BLACK PIT SAND)	K100CFT	2666.67	2133.00	3500.00	1475.00	1350.00	3100.00
TIMBER SHESHAM LOG IST QUALITY	cubmt.	70610.00	60072.00	0.00	36000.00	32700.00	0.00
IRON BAR (M.S. BAR) 1/2"	P/TON	96250.00	99000.00	97000.00	93000.00	95000.00	92000.00
CARPANTER WAGE RATE	P/DAY	1000.00	950.00	1200.00	1000.00	950.00	1200.00
MASON (RAJ) WAGE RATE	P/DAY	1200.00	1200.00	1200.00	1400.00	950.00	1200.00
UNSKILLED LABOUR WAGE RATE	P/DAY	600.00	600.00	800.00	600.00	500.00	700.00
PLUMBER WAGE RSTE	P/DAY	1200.00	1350.00	1500.00	900.00	1000.00	1000.00
ELECTICIAN WAGE RATE PER DAY **	P/DAY	1000.00	1000.00	1000.00	700.00	950.00	1200.00
ELECTICIAN WAGE RATE PER POINT **	P/PNT	100.00	150.00	250.00	92.50	70.00	275.00
WATER CHARGES PER HOUSE	P/MONTH	350.00	150.00	175.00	200.00	100.00	150.00
ELECT.CHARGES UPTO 50 UNITS	P/UNIT	2.00	2.00	2.00	2.00	2.00	2.00
ELECT.CHARGES 01 - 100 UNIT	P/UNIT	6.18	6.18	6.18	6.18	6.18	6.18
ELECT.CHARGES 101 - 300 UNIT	P/UNIT	9.54	9.54	9.54	9.54	9.54	9.54
ELECT.CHARGES 301 - 1000 UNIT	P/UNIT	16.39	16.39	16.39	16.39	16.39	16.39
ELECT.CHARGES ABOVE 1000 UNIT	P/UNIT	18.39	18.39	18.39	18.39	18.39	18.39
ELEC	PM	10.50	10.50	10.50	10.50	10.50	10.50
GAS CHRg upto 3.3719 MMBUT	MMBTU	145.08	145.08	145.08	145.08	0.00	145.08
GAS CHRg 3.3719 - 6.7438 MMBUT	MMBTU	308.88	308.88	308.88	308.88	0.00	308.88
GAS CHRg 6.7438 - 10.1157 MMBUT	MMBTU	321.75	321.75	321.75	321.75	0.00	321.75
GAS CHRg10.1157 - 13.4876 MMBUT	MMBTU	1310.40	1310.40	1310.40	1310.40	0.00	1310.40
GAS	PM	1708.20	1708.20	1708.20	1708.20	0.00	1708.20
GAS	PM	758.86	758.86	758.86	758.86	0.00	758.86
KEROSENE OIL	LTR	118.33	115.00	120.00	110.00	95.00	110.00
FIREWOOD WHOLE	40 KG.	729.17	500.00	400.00	500.00	350.00	500.00
CHAIR SHESHAM WOOD WITH ARMS **	EACH	2366.67	1800.00	3000.00	1150.00	2550.00	1450.00
CHAIR PLASTIC (CHAIRMAN) AVERAGE QUALITY	EACH	1483.33	1200.00	1000.00	675.00	800.00	850.00
TABLE SHESHAM WOOD (4X2X5") ***	EACH	6666.67	6000.00	8000.00	6925.00	4750.00	7000.00
SOFASET WOODEN WITH FOAM SEAT **	SET	25500.00	18000.00	18000.00	16500.00	18000.00	21000.00
COT IRON (WITH NIWAR)AV.QLTY.	EACH	2233.33	2100.00	2500.00	2375.00	2300.00	2300.00
ALMIRAH (STEEL) 6'X3' 20 GUAGE	EACH	9375.00	9500.00	15000.00	10825.00	9650.00	9000.00
DINNING TABLE 6 CHAIRS A.QLTY	SET	29166.67	27500.00	35000.00	13250.00	18250.00	23000.00
SINGLE BED WITHOUT FOAM MED.	EACH	8250.00	6500.00	8000.00	4400.00	5700.00	6000.00
MATRESS SINGLE(4"THICK)	EACH	5666.67	5300.00	5000.00	6000.00	3350.00	5000.00
FARSHI DARI 12'X9' AV.QLTY	EACH	1391.67	1300.00	2100.00	1450.00	1100.00	1525.00
DARI COTTON (6'x2 1/2') AV.QL	EACH	308.33	300.00	300.00	500.00	400.00	525.00
CARPET PLAIN AV. QLTY	SQFT.	43.33	50.00	65.00	45.00	35.00	47.50
QUILT (LIHAF) 3 KG. COTTON	EACH	1066.67	1025.00	1150.00	1075.00	600.00	650.00
BLANKET (90" x 54")	EACH	3466.67	3300.00	5000.00	4500.00	3500.00	2500.00
BEDSHEET SINGLE BED SUP.QLTY	EACH	883.33	850.00	900.00	700.00	550.00	700.00

Contd.

7.11 Intercity Consumer Prices November, 2018

Description	Unit	Peshawar	Mardan	Abbott- abad	Bannu	D.I. Khan	Mingora
BED SHEET DOUBLE WITH TWO PILLOW COVERS SUP QLT	SET	1650.00	1400.00	2500.00	1475.00	1075.00	2000.00
TOWEL(3'x2') AV. QALTY	EACH	350.00	225.00	550.00	312.50	275.00	275.00
CEILING FAN 48" SUPER QLT	EACH	3233.33	3400.00	3500.00	3600.00	3250.00	3500.00
PEDESTAL FAN 22" SUPER QLT	EACH	5066.67	4250.00	4900.00	4950.00	4730.00	3550.00
REFG. DAWLENCE 10 CFT. D.DOOR	EACH	31933.33	34600.00	40875.00	37000.00	36900.00	30000.00
D-FREEZER WAVES 8 CFT.	EACH	33666.67	32500.00	33500.00	40000.00	29000.00	32000.00
AIRCONDITIONER 1.5 TON PEL	EACH	40000.00	41000.00	39500.00	46000.00	44000.00	44000.00
SPLIT AIR CONDITIONER 1.5 TON (SPECIFY BRAND NAME)	EACH	45466.67	44000.00	58000.00	45000.00	41250.00	48000.00
AIRCOOLER SUPER ASIA	EACH	16750.00	17700.00	14750.00	18000.00	14900.00	11000.00
WASHING MACHINE SINGER	EACH	18800.00	18800.00	18500.00	18000.00	14700.00	14700.00
SEWING MACHINE(SINGER)	EACH	8300.00	8800.00	8800.00	8300.00	7200.00	7700.00
GIZER LARGE SIZE 30 GALLON CAPACITY SUP QLT	EACH	24900.00	22900.00	17750.00	17500.00	17537.50	16500.00
GAS BURNER DOUBLE SPFY.BRAND	EACH	3533.33	2950.00	4900.00	3050.00	2500.00	1412.50
ELECT. IRON PHILIPS MDL.1120	EACH	3800.00	3800.00	3500.00	2000.00	2100.00	2000.00
ELECTRIC JUICER FOR APPLE	EACH	4766.67	4350.00	5500.00	4850.00	3625.00	1700.00
S.STEEL DEGHCHI MEDIUM SIZE	EACH	833.33	850.00	925.00	610.00	500.00	600.00
ALUMINIUM COOKING PAN (DEGCHI) MED SIZE	EACH	700.00	700.00	600.00	600.00	425.00	750.00
NON STICK COOKING PAN (DEGCHI) SUP. QLT	EACH	1211.00	1250.00	1000.00	590.00	520.00	800.00
FRYING PAN STEEL AVG. QLT MED. SIZE	EACH	458.33	400.00	450.00	500.00	352.50	550.00
TAWA IORN (MEDIUM SIZE) AVG. QLT	EACH	416.67	375.00	500.00	600.00	355.00	325.00
S.STEEL PLATE A.QLTY.(M.SIZE)	EACH	73.33	70.00	80.00	70.00	55.00	75.00
TABLE SPOON S.STEEL SUP.QLTY.	DOZEN	491.67	425.00	600.00	545.00	300.00	550.00
WATER SET JUG+6 GLASSES (OMROC)	SET	566.67	450.00	650.00	575.00	512.50	550.00
TEA SET PAK. CHINAWARE 21 PCS.	SET	2583.33	2400.00	3500.00	1625.00	2500.00	2650.00
DINNER SET PLASTIC 72 PIECES SUPERIOR QLT	SET	9500.00	9000.00	6500.00	4600.00	4500.00	6000.00
HOTPOT SET PLASTIC 3 PCS.	SET	1333.33	1150.00	2000.00	1590.00	1200.00	1725.00
BUCKET(BALT) PLASTIC MED.SIZ	EACH	366.67	325.00	450.00	465.00	350.00	355.00
LOTA PLASTIC (MED SIZE) AVERAGE QUALITY	EACH	61.67	50.00	100.00	40.00	50.00	65.00
PRESURE COOKER 4 LTR.	EACH	1416.67	1100.00	2200.00	1500.00	1375.00	1800.00
WATER COOLER 9/10 LTR.PLASTIC	EACH	566.67	512.50	850.00	550.00	650.00	550.00
THERMOS STARVAC 1 LTR	EACH	566.67	500.00	550.00	625.00	700.00	850.00
BULB PHILIPS 100-WATTS	EACH	40.00	40.00	35.00	35.00	35.00	40.00
TUBE LIGHT PHILIPS 40 WATTS	EACH	100.00	100.00	120.00	95.00	125.00	100.00
ELECTRIC BLUBS "0" WATTE LOCAL	EACH	20.00	20.00	22.50	20.00	22.50	20.00
ELECTRIC BLUB ENERGY SAVER 14 WATTS	EACH	180.00	180.00	165.00	170.00	220.00	200.00
WASHING SOAP 250 GMS SPECIFY BRAND NAME	EACH	45.00	45.00	42.00	37.00	40.00	35.00
SURF EXCEL 400 GMS POLY BAG	EACH	145.00	150.00	145.00	145.00	130.00	140.00
WASHING POWDER 1000 GRM	EACH	190.00	185.00	180.00	180.00	180.00	155.00
WASHING POWDER (WHEEL/ BONUS) 100 GRAMS	EACH	93.33	95.00	90.00	100.00	110.00	90.00
CLEANSER POWDER VIM 1000 GM	PKT.	79.33	80.00	80.00	75.00	72.50	100.00
FINIS 500 ML	BOTTLE	180.00	180.00	237.00	140.00	170.00	110.00
PHNYLE TYPHONE/FINIS/CARRANITE 3 LITRES	BOTTLE	156.67	160.00	170.00	137.50	152.50	150.00
HARPIC	BOTTLE	175.00	160.00	180.00	160.00	177.50	165.00
BOOT POLISH CHERRY/KIWI 50ML	EACH	130.00	130.00	135.00	115.00	120.00	115.00
ROBIN BLUE (35 GRAMS)	PKT.	60.00	60.00	45.00	35.00	28.00	55.00
TISSU PAPER PERFUMED 100 PCS.	PKT	113.33	115.00	135.00	110.00	125.00	115.00
TOILET PAPER ROLL (R.PETEL)	P/ROLL	50.00	50.00	45.00	37.50	42.50	40.00
BOOT POLISH LIQUID CHEERY BLOSSOM KIWI 75 ML	BOTTLE	160.00	135.00	150.00	150.00	137.50	160.00
MATCH BOX SMALL	EACH	2.00	2.00	3.00	3.00	1.00	1.00
DRY CELL 1.5 VOLT(LOCAL)	EACH	35.00	30.00	20.00	25.00	20.00	20.00
HAND STITCHING NEEDLE M.SIZE	PACKET	5.83	6.00	10.00	6.00	6.00	5.00
SEWING MACHINE NEEDLE (SINGER)	EACH	5.83	6.00	7.50	5.00	5.00	5.00
HOUSEHOLD SERVANT FEMALE P/T	P/MNTH	1500.00	1200.00	3000.00	1650.00	2750.00	3500.00
MARRIAGE HALL WITH FURNITURE	P/HEAD	216.67	225.00	150.00	90.00	100.00	90.00
SEPTRAN TABLETS	10TAB.	20.07	20.00	18.00	20.00	20.00	20.00
BRUFEN TABS 200-MG.	10TAB.	13.00	13.00	10.00	15.00	10.00	10.00
PANADOL TAB. EXTRA/PLAIN	10TAB.	15.00	15.00	13.00	15.00	12.00	15.00
DISPRIN TAB.	10TAB.	13.33	13.00	13.00	15.00	12.00	15.00
TRISIL TAB.	10 TAB	12.00	12.00	10.00	15.00	12.00	10.00
FLAGYL TAB. 200 MG.	10TAB.	17.33	16.00	16.00	16.00	10.00	20.00

Contd.

7.11 Intercity Consumer Prices November, 2018

Description	Unit	Peshawar	Mardan	Abbott- abad	Bannu	D.I. Khan	Mingora
VENTOLIN TAB. 2MG.	10TAB.	10.00	10.00	10.00	10.00	10.00	15.00
DAONIL TAB. 5 MG.	10TAB.	17.00	17.00	16.83	17.00	16.80	17.00
ENTOX TAB.	10TAB.	15.00	15.00	15.00	14.00	15.00	15.00
RENITEC TAB. 5 MG.	10TAB.	58.50	59.00	61.00	59.00	58.00	65.00
CAC. 1000 TAB	BOTTLE	133.00	133.00	133.00	133.00	124.00	128.60
AMOXIL CAPSOLE 250 MG.S	10CAP.	36.00	36.00	36.00	36.00	36.00	36.00
CALCIUM SYRUP SANDOZ	BOTTLE	64.00	64.00	64.00	64.00	64.00	64.00
LEDERPLEX SYRUP	BOTTLE	52.75	52.75	53.00	54.00	52.74	53.00
SANCOS SYRUP (50 ML.)	BOTTLE	56.71	30.00	30.00	56.71	55.00	55.00
PHENERGAN SYRUP 120 ML.	BOTTLE	33.00	33.00	33.00	34.00	34.00	35.00
CALPOL SYRUP 60 ML.	BOTTLE	49.00	49.00	0.00	47.32	30.00	49.00
HYDRYLLIN SYRUP 120 ML.	BOTTLE	69.00	69.00	69.00	69.00	69.00	69.00
POLYFAX EYE OINTMENT	TUBE	22.50	22.50	21.00	23.00	21.75	21.00
BETNESOL EYE DROPS	BOTTLE	33.89	33.89	34.00	34.00	33.89	34.00
EAR DROPS (CARDISPORINE) ***	BOTTLE	25.00	25.00	21.00	25.00	21.00	21.00
BETNOVATE-N OINTMENT 5 GMS	TUBE	55.83	55.00	16.00	16.00	33.00	57.00
BURNOL CREAM 30 GRM	TUBE	55.42	55.42	55.42	55.42	55.42	55.42
VICKS VAPORUB/BALM	BOTTLE	36.00	36.00	36.00	36.00	36.00	36.00
GLYCRINE SMALL BOTTLE	BOTTLE	30.00	30.00	35.00	40.00	18.00	30.00
JOUHAR JOSHANDA	PKT.	10.00	10.00	10.00	10.00	8.00	10.00
GALXOS-D (450 GRMS)	PKT.	157.50	157.50	157.50	140.00	142.50	145.00
GRIPE-WATER WOODWARDS	BOTTLE	60.00	60.00	60.00	60.00	60.00	60.00
SANIPLAST ONE PUTTY	EACH	2.00	2.00	2.00	2.00	1.50	2.00
O.R.S. (NIMCOL)	PKT.	18.00	18.00	18.00	17.00	15.00	15.00
DETTOL (MEDIUM)	BOTTLE	100.00	100.00	150.00	85.00	85.00	85.00
COTTON BANDAGE 2" - 4"	EACH	9.00	9.00	15.00	10.00	9.00	10.00
THERMOMETER CHINA	EACH	42.00	40.00	90.00	42.50	45.00	40.00
DOCTOR (MBBS) CLINIC FEE	P/PAT.	266.67	250.00	400.00	150.00	250.00	300.00
URINE TEST (DR) CHARGES	P/TEST	100.00	100.00	100.00	100.00	100.00	212.50
BLOOD TEST (CP) CHARGES	P/TEST	266.67	300.00	287.50	180.00	175.00	250.00
SUGAR TEST (RANDOM/FASTING BOTH) CHARGES	P/TEST	266.67	200.00	160.00	140.00	140.00	200.00
ECG CHARGES	P/TEST	183.33	175.00	250.00	250.00	300.00	200.00
X-RAY (CHEST) CHARGES	P/X-RAY	316.67	300.00	250.00	200.00	300.00	200.00
CAR SUZUKI 800 CC (W/O. A/C)	EACH	847500.00	847500.00	817750.00	0.00	817750.00	0.00
CAR SUZUKI 1000 CC	EACH	1400000.00	1400000.00	1400000.00	0.00	1405000.00	0.00
CAR TOYOTA 1300 CC	EACH	2004000.00	2004000.00	2105800.00	0.00	2150000.00	0.00
CAR HONDA CIVIC	EACH	3072000.00	3072000.00	3100000.00	0.00	0.00	0.00
MOTORCYCLE HONDA CD-70.	EACH	66900.00	66900.00	66900.00	64500.00	64700.00	64000.00
MOTORCYCLE YAMAHA 100CC.	EACH	80000.00	80000.00	79300.00	79000.00	79300.00	0.00
MOTOR CYCLE HERO 70 CC	EACH	43000.00	43000.00	46000.00	43000.00	45000.00	45500.00
BICYCLE WITH TYRES & TUBES	EACH	8958.33	8000.00	10200.00	9500.00	6825.00	6500.00
TYRE CAR WITH TUBE GENERAL	EACH	3800.00	4000.00	3000.00	4900.00	3650.00	3250.00
TYRE MOTOR CYCLE WITHOUT TUBE	EACH	1400.00	1450.00	1625.00	1175.00	1250.00	1150.00
TYRE CYCLE SPECIFY BRAND NAME	EACH	333.33	425.00	550.00	540.00	325.00	500.00
TYRE CAR W/O TUBE	EACH	3500.00	3250.00	2875.00	4600.00	3600.00	3350.00
PETROL SUPER	LITRE	97.83	97.83	97.83	97.83	97.83	97.83
HIGH SPEED DIESEL HSD	LITRE	112.94	112.94	112.94	112.94	112.94	112.94
CNG	K.G.	114.90	114.90	114.90	113.90	0.00	109.90
GAS CYLINDER STAND. SIZE	EACH	1540.00	1430.00	1500.00	1300.00	1350.00	1320.00
MOTOR CYCLE SERVICE CHARGES	EACH	300.00	300.00	300.00	350.00	275.00	375.00
CAR SERVICE CHARGES	EACH	291.67	300.00	400.00	400.00	400.00	300.00
TYRE PUNCTURE CHARGES	EACH	62.50	50.00	75.00	100.00	50.00	55.00
CYCLE OVERHAULING CHARGES	EACH	350.00	325.00	400.00	600.00	300.00	300.00
CAR TAX FOR 800CC TO 1300CC	YEARLY	1075.00	1075.00	1075.00	1075.00	1075.00	1075.00
TRAIN FARE ECO. 1-100 KM.	P/KM.	1.79	0.00	1.79	1.79	0.00	0.00
TRAIN FARE ECO. 101-500 KM.	P/KM.	1.26	0.00	1.26	1.26	0.00	0.00
TRAIN FARE ECO. > 500 KM.	P/KM.	0.88	0.00	0.88	0.88	0.00	0.00
TRAIN FARE IST SLP. 1-100KM	P/KM.	2.85	0.00	2.85	2.85	0.00	0.00
TRAIN FARE IST SLP.101-500 KM	P/KM.	2.28	0.00	2.28	2.28	0.00	0.00
TRAIN FARE IST SLP. > 500 KM	P/KM.	1.49	0.00	1.49	1.49	0.00	0.00
TRAIN FARE A/C SLP. 1-100KM.	P/KM	5.60	0.00	5.60	5.60	0.00	0.00

Contd.

7.11 Intercity Consumer Prices November, 2018

Description	Unit	Peshawar	Mardan	Abbott- abad	Bannu	D.I. Khan	Mingora
TRAIN FARE A/C SLP.101-500KM	P/KM.	5.02	0.00	5.02	5.02	0.00	0.00
TRAIN FARE A/C SLP > 500KM.	P/KM	3.71	0.00	3.71	3.71	0.00	0.00
PLATFORM TICKET	EACH	10.00	0.00	10.00	10.00	0.00	0.00
AUTO RICKSHAW FARES	KM/MIN	60.00	60.00	50.00	50.00	50.00	50.00
FULL TONGA CHARGES	KM/MIN	60.00	60.00	60.00	50.00	0.00	0.00
TAXI 4 SEATER FARE	KM/MIN	125.00	125.00	150.00	40.00	150.00	75.00
BUS FARE MIN (WITHIN CITY)	TICKET	10.00	10.00	15.00	11.00	0.00	0.00
BUS FARE MAX (WITHIN CIT	TICKET	25.67	30.00	15.00	20.00	0.00	0.00
BUS FARE OUTSIDE CITY	P/KM.	1.45	1.18	0.98	1.33	1.25	0.98
A/C BUS FARE OUTSIDE CITY	P/KM.	1.37	1.37	1.70	1.66	1.50	1.75
MINIBUS FARE MIN.WITH IN CITY	TICKET	10.00	0.00	0.00	0.00	0.00	0.00
MINIBUS FARE MAX.WITH IN CITY	TICKET	40.00	0.00	10.00	0.00	0.00	10.00
SUZUKI FARE MIN.WITH IN CITY	TICKET	10.00	10.00	15.00	0.00	10.00	10.00
SUZUKI FARE MAXIMUM W.IN CITY	TICKET	30.00	20.00	15.00	0.00	15.00	10.00
AIR FARE ECONOMY CLASS.	P/KM.	23.03	0.00	0.00	0.00	0.00	0.00
POSTAL ENVELOPE DOMESTIC	EACH	8.00	8.00	8.00	8.00	8.00	8.00
ENVELOPE FOR SAUDI ARABIA	EACH	50.00	58.00	50.00	50.00	50.00	50.00
POSTAL REGISTRATION CHARGES	EACH	38.00	38.00	38.00	38.00	28.00	38.00
U.M.S. REG CHARGES MIN.	EACH	58.67	58.00	59.00	59.00	60.00	59.00
T.C.S. CH. MIN.WITH IN ZONE	EACH	200.00	200.00	200.00	200.00	200.00	200.00
TELEPHONE CHARGES LOCAL CALL	P/CALL	4.65	4.65	4.65	4.65	4.65	4.65
TEL CHARGES OUT SIDE CITY	P/CALL	4.65	4.65	4.65	4.65	4.65	4.65
INTERNET CHARGES	P/HOUR	40.00	30.00	50.00	50.00	42.50	40.00
MOBILE CELL CHARGES	P/UNIT	2.88	2.88	4.00	2.88	2.50	2.50
FAX CHARGES (LOCAL)	P/PAGE	20.00	30.00	30.00	15.00	15.00	10.00
TELEPHONE SET AV. QLTY	EACH	1200.00	1250.00	2000.00	1150.00	2250.00	1000.00
MOBILE SET NOKIA/SONY/ERICSON/SAMSUNG WITHOUT CAMERA	EACH	3233.33	3300.00	3000.00	3000.00	2250.00	2500.00
T.V. 20" COLORED WEGA H-A21.	EACH	29000.00	21000.00	20000.00	24000.00	20000.00	31000.00
T.V 20" COLOR CHINA/KORIA)	EACH	9333.33	15000.00	8000.00	11500.00	9550.00	10000.00
V.C.P. PANASONIC/LG/NAT	EACH	4000.00	0.00	6500.00	6750.00	5000.00	0.00
DVD/VCD PLAYER PANASONIC/LG	EACH	3066.67	4000.00	6800.00	1950.00	5500.00	1850.00
RADIO WITH C.PLAYER NATIONAL	EACH	2650.00	2650.00	2500.00	2600.00	1900.00	1450.00
PERSONNEL COMPUTER (BRANDED)	EACH	55000.00	48800.00	43000.00	50000.00	41500.00	34500.00
VID. CASSETTE BLK. TDK/SONY	EACH	100.00	100.00	55.00	110.00	100.00	125.00
COM. C.D. (TDK/IMATION)	EACH	40.00	40.00	55.00	65.00	50.00	20.00
TAPE RECORDER CASSETTE BLANK	EACH	30.00	30.00	60.00	25.00	42.50	70.00
VIDEO GAME SEGA 16 BYTE	EACH	1250.00	1250.00	1800.00	1500.00	1475.00	0.00
CINEMA A/C. HIGH CLASS	TICKET	100.00	100.00	0.00	0.00	0.00	0.00
CINEMA NON-A/C HIGH CLASS	TICKET	100.00	100.00	30.00	40.00	50.00	200.00
CABLE CHARGES	P/MONTH	200.00	300.00	300.00	300.00	300.00	300.00
TV.LICENCE FEE DOMESTIC	YEARLY	420.00	420.00	420.00	420.00	420.00	420.00
ENGLISH BOOK CLASS V1	EACH	75.00	75.00	75.00	75.00	75.00	75.00
ENGLISH BOOK CLASS IX OR X	EACH	68.00	68.00	68.00	68.00	68.00	62.00
ENG. BOOK IST.YR COMPLETE SET	EACH	76.00	76.00	90.00	76.00	90.00	90.00
ENGLISH BOOK BA/B.SC	EACH	105.00	105.00	105.00	105.00	105.00	105.00
URDU BOOK CLASS V (T.B.BORD)	EACH	68.00	68.00	68.00	68.00	68.00	68.00
URDU BOOK CLASS IX/X(T.B.B)	EACH	58.50	58.50	62.00	62.00	62.00	62.00
URDU BOOK IST.YEAR/INTER	EACH	81.00	81.00	81.00	81.00	81.00	81.00
URDU BOOK BA/B.SC	EACH	240.00	240.00	160.00	160.00	160.00	160.00
MATHS BOOK CALSS V (T.B.B)	EACH	99.00	99.00	99.00	99.00	99.00	99.00
MATHS BOOK CLASS IX OR X	EACH	112.00	112.00	112.00	112.00	112.00	112.00
MATHS BOOK IST.YEAR (T.B.B)	EACH	212.00	212.00	212.00	212.00	212.00	212.00
PAKISTAN STUDIES BOOK BA/B.SC	EACH	125.00	125.00	125.00	125.00	125.00	125.00
DAILY "DAWN"	P/COPY	22.00	22.00	22.00	22.00	22.00	22.00
DAILY "JANG"	P/COPY	20.00	20.00	20.00	20.00	20.00	20.00
DAILY "NAWA-E-WAQT"	P/COPY	20.00	20.00	20.00	20.00	20.00	20.00
WEEKLY "AKHBAR-E-JAHAN"	P/COPY	60.00	60.00	60.00	60.00	60.00	60.00
WEEKLY "MAG"	P/COPY	50.00	50.00	50.00	50.00	50.00	50.00
MONTHLY "NAUNEHAL DIGEST"	P/COPY	35.00	35.00	35.00	35.00	35.00	35.00
PAPER FOOLSCAPE (27"x17")	QUIRE	21.75	20.00	30.00	50.00	47.50	30.00
EXERCISE.BOOK LINED 80/100 PGS	EACH	75.83	60.00	60.00	90.00	45.00	65.00

Contd.

7.11 Intercity Consumer Prices November, 2018

Description	Unit	Peshawar	Mardan	Abbott- abad	Bannu	D.I. Khan	Mingora
PENCILGOLDFISH/DEER	EACH	10.00	7.00	7.00	8.00	7.00	10.00
PEN INK DOLLOR 57 ML BOTTLE	EACH	20.00	20.00	25.00	25.00	20.00	20.00
PHOTOSTATE PAPER 70 GM	PRT	400.00	400.00	480.00	350.00	355.00	450.00
BALL PEN (local)	EACH	6.33	5.00	7.00	10.00	5.00	10.00
FOUNTAIN PEN HERO/WINGS/CHINA	EACH	40.00	50.00	50.00	50.00	40.00	50.00
PRIVATE SCHOOL FEE ENGLISH MEDIUM AVERAGE STANDARD (CLASS I)	P/MONTH	2366.67	2200.00	3200.00	575.00	650.00	1000.00
PRIVATE SCHOOL FEE ENGLISH MEDIUM AVERAGE STANDARD (CLASS V)	P/MONTH	2500.00	2600.00	3600.00	775.00	850.00	1500.00
PRIVATE SCHOOL FEE ENGLISH MEDIUM AVERAGE STANDARD (CLASS VI	P/MONTH	2500.00	2600.00	3700.00	825.00	1000.00	2500.00
PRIVATE SCHOOL FEE ENGLISH MEDIUM AVERAGE STANDARD (CLASS X)	P/MONTH	2500.00	3000.00	4100.00	1050.00	1800.00	3000.00
PRIVATE MEDICLE COLLEGE FEE MBBS (1ST YEAR)	P/MONTH	53500.00	0.00	66666.00	0.00	0.00	0.00
PRIVATE ENGINEERING COLLEGE FEE (ISTR YEAR)	P/MONTH	15000.00	15000.00	0.00	0.00	0.00	0.00
GOVT. COLLEGE FEE 1ST. YEAR	MONTH	45.83	45.83	46.00	45.83	45.83	45.83
GOVT. COLLEGE FEE 4TH. YEAR	MONTH	54.75	54.75	50.00	50.00	50.00	50.00
GOVT. UNIVERSITY FEE MSC.	MONTH	2500.00	2500.00	166.00	1786.00	2700.00	1925.00
GOVT. MED. COLLEGE FEE MBBS	MONTH	2496.00	2496.00	940.00	641.67	4942.50	939.58
GOVT. ENGG. COLL. FEE I YEAR	MONTH	655.00	655.00	0.00	655.41	595.83	0.00
COACHING FEE FOR CLASS IX/X	P/MONTH	2500.00	2500.00	1200.00	1000.00	1000.00	3000.00
COACHING CHARGES FOR CLASS 1ST YEAR/INTER (SCIENCE)	P/MONTH	3000.00	3000.00	1125.00	1200.00	1200.00	6000.00
COACHING CHARGES FOR CLASS 1ST YEAR/INTER (COMMERCE)	P/MONTH	3000.00	3000.00	1100.00	1000.00	1200.00	950.00
I.T. TUITION FEES	P/MONTH	8667.00	6000.00	4166.00	3000.00	3833.33	0.00
MBA TUITION FEES	P/MONTH	7500.00	6000.00	3666.00	3500.00	3666.67	0.00
BREAD TANDOORI ST. SIZE	EACH	10.00	10.00	10.00	10.00	6.00	10.00
COOKED MUTTON (AV. HOTEL)	PLATE	183.33	120.00	200.00	160.00	140.00	185.00
COOKED BEEF (AV. HOTEL)	PLATE	120.00	100.00	85.00	105.00	100.00	130.00
COOKED DAL (AV. HOTEL)	PLATE	60.00	60.00	55.00	50.00	70.00	65.00
CHICKEN BIRYANI FULL/DOUBLE	PLATE	120.00	140.00	150.00	120.00	145.00	190.00
TEA PREPARED (ORDINARY)	CUP	15.00	20.00	20.00	20.00	15.00	20.00
HAIRCUT CHARGES FOR MEN	P/CUT	141.67	115.00	80.00	90.00	55.00	90.00
BEAUTY PORL HAIR STYL CHARGE	P/STY.	225.00	225.00	600.00	200.00	140.00	450.00
SHAVING CHARGES	PER SHV	76.67	80.00	50.00	50.00	32.50	60.00
LIPSTICK S.MISS/MEDORA	EACH	126.67	125.00	115.00	120.00	100.00	60.00
NAIL POLISH S.MISS/MEDORA	EACH	100.00	130.00	105.00	120.00	100.00	85.00
PERFUME MED.SIZE MEDORA/BROACH	EACH	220.00	220.00	220.00	200.00	220.00	216.67
HAIR-OIL AMLA/CHAMBELI	BOTTLE	150.00	150.00	180.00	190.00	92.50	215.00
TOILET SOAP LUX 95 GRAMS	EACH	50.00	50.00	60.00	44.00	46.00	55.00
TOILET SOAP LIFEBOUY 140 GRM	EACH	40.00	40.00	50.00	49.00	48.00	50.00
TOILET SOAP SAFEGUARD BATH SIZE	EACH	53.00	55.00	50.00	50.00	50.00	48.00
TOOTHPASTE MACKLINES 70 GRM	EACH	50.00	50.00	50.00	50.00	50.00	50.00
TOOTHPAST MED SIZE CLGATE 70 GMS	EACH	75.00	75.00	66.50	70.00	88.00	75.00
TOOTHBRUSH SHEILD A/PLAQUE	EACH	45.83	50.00	45.00	34.00	37.50	40.00
TOOTHPOWDER DENTONIC 90 GRM	EACH	50.00	50.00	35.00	30.00	25.00	35.00
HAIR-COLOUR BEGIN (6 GMS)	EACH	110.00	130.00	130.00	130.00	95.00	110.00
HAIR COLOUR (KALAKOLA)	BOTTLE	130.00	145.00	130.00	120.00	130.00	140.00
FACECREAM PONDS (MEDIUM)	EACH	130.00	130.00	120.00	130.00	120.00	110.00
TALC POWDER VICE ROAY,B.CAT	EACH	200.00	175.00	170.00	137.50	110.00	110.00
BLADE TREET ORDINARY 10'S	PKT.	33.33	40.00	50.00	30.00	30.00	40.00
BLADE 7-O-CLOCK STAIN. 5'S	PKT.	35.00	35.00	40.00	30.00	35.00	40.00
SHAMPOO SUNSILK/PAINTIN 100 ML	BOTTLE	100.00	100.00	100.00	100.00	100.00	100.00
BEAUTY CREAM (FAIR & LOVELY)	EACH	75.00	85.00	210.00	75.00	200.00	115.00
HAIR REMOVING CREAM (EU-CREAM)	TUBE	95.00	95.00	75.00	75.00	60.00	85.00
GEL MEDIUM SIZE	BOTTLE	126.67	180.00	160.00	70.00	152.50	150.00
DISPOSABLE RAZOR GILLET-II	EACH	50.00	50.00	45.00	40.00	45.00	50.00
SHAVING CREAM TOUCH-ME/ADM.	EACH	80.00	70.00	72.50	65.00	77.50	60.00
GOLD TEZABI 24 CT	10 GM.	52438.00	52438.00	50925.00	50416.00	51250.00	52750.00
SILVER TEZABI 24 CT	10 GM.	667.00	750.00	703.00	730.00	616.50	750.00
ARTIFICIAL JEWELLARY SET	SET	1216.67	900.00	750.00	1400.00	300.00	2750.00
WRIST WATCH GENTS CITIZEN (ORIGINAL) ***	EACH	4333.33	6000.00	2000.00	2500.00	2500.00	4000.00
WRIST WATCH LADIES CITIZEN (ORIGINAL) ***	EACH	4333.33	6000.00	1750.00	2500.00	2500.00	3500.00
WALL CLOCK QUARTZ AV.QLTY	EACH	1450.00	1500.00	525.00	650.00	255.00	850.00
SUITCASE REXIN (24"x16"x6")	EACH	758.33	650.00	1200.00	1125.00	800.00	950.00
TRUNK MEDIUM SIZE ***	EACH	1866.67	1900.00	1200.00	2200.00	1300.00	4000.00
PURSE LADIES (LEATHER) AVERAGE QUALITY	EACH	1200.00	950.00	1500.00	1100.00	500.00	1000.00

7.11 Intercity Consumer Prices November, 2018

Description	Unit	Quetta	Turbat	Gawadar	Loralai	Khuzdar	D.M.	Jamali
WHEAT	10 KG.	350.00	430.00	430.00	400.00	350.00		320.00
WHEAT FLOUR FINE/SUPERIOR.	KG.	52.00	50.00	50.00	45.00	45.00		40.00
WHEAT FLOUR AVG. QLTY	KG.	50.00	45.00	45.00	42.00	40.00		38.00
WHEAT FLOUR BAG	10 KG.	410.00	440.00	440.00	380.00	390.00		370.00
MAIDA	KG.	50.00	76.00	76.00	62.50	50.00		55.00
SUJI	KG.	50.00	80.00	80.00	60.00	65.00		70.00
BESAN AV. QLTY.	KG.	140.00	160.00	160.00	160.00	110.00		120.00
RICE BASMATI SUP. QLTY.	KG.	150.00	180.00	180.00	150.00	125.00		150.00
RICE BASMATI 385/386	KG.	90.00	90.00	90.00	100.00	60.00		77.50
RICE BASMATI BROKEN AV.QLTY	KG.	85.00	74.00	74.00	70.00	57.50		57.50
RICE IRRI-6 (SINDH/PUNJAB)	KG.	50.00	53.00	53.00	50.00	53.75		52.50
VERMICELLI	KG.	80.00	85.00	85.00	100.00	80.00		75.00
BREAD PLAIN MEDIUM SIZE	EACH	40.00	35.00	35.00	40.00	40.00		40.00
RUSK (PAPAY)	KG.	145.00	175.00	175.00	160.00	160.00		140.00
BISCUITS-PACKED	PKT	40.00	40.00	40.00	40.00	40.00		40.00
BISCUIT-BAKERY (LOOSE)	250 GM	55.00	78.00	78.00	80.00	60.00		70.00
CORNFLAKS FAUJI 225 GM.	PKT	200.00	154.00	225.00	120.00	230.00		200.00
SAMOSA (VEGATABLE)	EACH	12.00	10.00	10.00	10.00	15.00		10.00
PASTRY AV.QLTY.	EACH	27.50	23.00	25.00	30.00	17.00		20.00
PATTIES (VEGATABLES)	EACH	25.00	25.00	25.00	30.00	15.00		30.00
NIMCO	250 GM	55.00	80.00	90.00	60.00	80.00		80.00
CHIPS	250 GM	55.00	80.00	80.00	60.00	85.00		65.00
BEEF WITH BONE AV.QLTY.	KG	380.00	490.00	500.00	320.00	350.00		340.00
MUTTON AV.QLTY.	KG	775.00	800.00	800.00	700.00	687.50		750.00
CHICKEN FARM BROILER (LIVE)	KG	195.00	300.00	300.00	180.00	200.00		190.00
FISH-RAHU MEDIUM SIZE	KG	350.00	335.00	320.00	330.00	260.00		375.00
MILK FRESH (UNBOILED)	LTR.	95.00	120.00	120.00	95.00	95.00		95.00
CURD	KG.	110.00	130.00	130.00	85.00	90.00		120.00
MILK TETRA PACK 1/2 LTR.	PKT.	60.00	65.00	62.00	70.00	65.00		50.00
LACTOGEN 400 GRAMS	PKT.	490.00	450.00	450.00	480.00	460.00		500.00
POWDER MILK NIDO 400GM.	PKT	389.74	390.00	390.00	450.00	380.00		400.00
MILK POWDER LOOSE/PACKED	KG.	400.00	485.00	500.00	520.00	800.00		600.00
BUTTER LOCAL PACKED	50 GM.	30.00	30.00	30.00	25.00	30.00		37.50
EGGS FARM	DOZ	130.00	115.00	120.00	120.00	135.00		100.00
MUSTARD OIL AV.QLTY.	KG.	190.00	190.00	190.00	240.00	195.00		400.00
COOKING OIL (DALDA)	2.5LTR	465.00	450.00	450.00	510.00	475.00		475.00
COOKING OIL (PAKWAN) OTHER BRAND SPECIFY	2.5 LTR	445.00	455.00	450.00	430.00	455.00		485.00
VEGETABLE GHEE TIN	2.5KG.	465.00	450.00	450.00	430.00	440.00		475.00
VEGETABLE GHEE (LOOSE)	KG.	150.00	165.00	165.00	180.00	125.00		191.00
DATES AV.QLTY.	KG.	260.00	105.00	110.00	200.00	150.00		145.00
PISTACHIO AV.QLTY.	50 GM.	60.00	60.00	60.00	60.00	100.00		85.00
ALMONDS WHOLE AV.QLTY.	KG.	700.00	660.00	665.00	700.00	825.00		825.00
COCONUT DRY AV.QLTY.	KG.	370.00	320.00	320.00	430.00	550.00		525.00
RAISINS AV.QLTY.	50 GM.	27.50	30.00	30.00	20.00	50.00		27.50
GROUNDNUTS (WITH SHELL)	KG.	240.00	170.00	180.00	240.00	230.00		290.00
MALTA/MOSAMBI	DOZ	0.00	0.00	0.00	0.00	0.00		0.00
KINNU	DOZ	0.00	0.00	0.00	0.00	0.00		0.00
APPLE	KG	100.00	135.00	140.00	60.00	65.00		90.00
ALOO BUKHARA	KG	0.00	140.00	0.00	0.00	0.00		0.00
POMEGRANATE (ANNAR)	KG	150.00	165.00	180.00	120.00	150.00		125.00
GRAPES	KG	110.00	200.00	225.00	115.00	130.00		120.00
BANANAS	DOZ	60.00	80.00	80.00	80.00	60.00		45.00
MANGO KALMI	KG	0.00	0.00	0.00	0.00	0.00		0.00
GUAVA	KG	55.00	115.00	120.00	0.00	100.00		75.00
WATERMELON (TURBOOZ)	KG	0.00	0.00	0.00	0.00	0.00		0.00
MUSKMELON (KHARBOOZA)	KG	0.00	0.00	0.00	0.00	0.00		0.00
SWEETMELON (GARMA)	KG	0.00	0.00	0.00	0.00	0.00		0.00
PULSE MASOOR (WHOLE)	KG.	125.00	133.00	130.00	120.00	115.00		120.00
PULSE MASOOR (WASHED)	KG.	120.00	134.00	134.00	120.00	115.00		140.00
PULSE MOONG (WASHED)	KG.	150.00	140.00	140.00	120.00	100.00		145.00
PULSE MASH (WASHED)	KG.	180.00	180.00	180.00	180.00	180.00		165.00

Contd.

7.11 Intercity Consumer Prices November, 2018

Description	Unit	Quetta	Turbat	Gawadar	Loralai	Khuzdar	D.M.	Jamali
PULSE GRAM	KG.	145.00	140.00	140.00	130.00	135.00		135.00
GRAM WHOLE BLACK AV.QLTY.	KG.	145.00	150.00	150.00	160.00	170.00		110.00
GRAM WHOLE YELLOW AV.QLTY	KG.	190.00	185.00	185.00	180.00	220.00		205.00
BEANS (LAL LOBIA)	KG.	145.00	130.00	130.00	160.00	180.00		125.00
POTATOES	KG	30.00	40.00	45.00	27.50	35.00		25.00
ONION	KG	35.00	40.00	55.00	30.00	37.50		27.50
TURNIP	KG	37.50	40.00	60.00	40.00	30.00		35.00
RADISH	KG	32.50	40.00	50.00	40.00	30.00		20.00
TOMATOES	KG	40.00	75.00	90.00	60.00	40.00		35.00
CABBAGE	KG	0.00	0.00	0.00	0.00	0.00		0.00
CAULIFLOWER	KG	57.50	110.00	110.00	40.00	30.00		35.00
BRINJAL	KG	42.50	80.00	80.00	40.00	35.00		25.00
PUMPKIN	KG	77.50	60.00	60.00	0.00	0.00		55.00
BOTTLEGOURD	KG	57.50	70.00	70.00	40.00	45.00		35.00
LADY FINGER	KG	72.50	115.00	115.00	80.00	80.00		55.00
PEAS	KG	197.50	160.00	180.00	130.00	130.00		150.00
SPINACH	KG	32.50	35.00	40.00	30.00	20.00		30.00
TINDA	KG	77.50	110.00	115.00	60.00	60.00		55.00
TURAI	KG	77.50	85.00	95.00	60.00	70.00		35.00
KARAILA	KG	57.50	120.00	120.00	100.00	60.00		55.00
ARVI	KG	57.50	50.00	50.00	100.00	0.00		50.00
CHILLIES GREEN	KG	112.50	220.00	220.00	80.00	30.00		100.00
CARROT	KG	57.50	80.00	85.00	60.00	30.00		35.00
COCUMBER (KHEERA)	KG	52.50	100.00	100.00	60.00	60.00		30.00
LEMON	250GM	77.50	100.00	110.00	80.00	50.00		30.00
SUGAR REFINED	KG.	55.00	72.00	70.00	55.00	55.00		54.00
GUR AV.QLTY	KG.	90.00	100.00	100.00	80.00	80.00		75.00
HONEY LANGANESE 500 GM.	BOTTLE	930.00	680.00	690.00	800.00	800.00		800.00
MILO 200 GM.	BOTTLE	200.00	220.00	220.00	220.00	220.00		220.00
CUSTARD POWDER RAFHAN 300 GM.	PKT	80.00	85.00	85.00	80.00	80.00		80.00
TOFFEE (HILAL)	EACH	1.00	2.00	2.00	1.00	1.00		2.00
CHOWKELATE CANDY (SMALL SIZE)	EACH	5.00	10.00	10.00	5.00	5.00		5.00
SWEETMEAT (MIXED)	KG	450.00	350.00	350.00	280.00	300.00		350.00
ICE CREAM WALLS	CUP.	40.00	60.00	60.00	50.00	40.00		45.00
ICE	KG	15.00	10.00	15.00	10.00	20.00		10.00
JAM AHMED/MITCHELLES	BOTTLE	140.00	160.00	160.00	130.00	190.00		147.50
SQUASH-MITCHELLES	BOTTLE	165.00	165.00	175.00	165.00	170.00		150.00
ROOH AFZA	BOTTLE	190.00	190.00	190.00	190.00	180.00		200.00
JAM-E-SHIREEN	BOTTLE	200.00	190.00	190.00	190.00	180.00		200.00
SAUNF	50 GM	15.50	19.00	20.00	20.00	30.00		15.00
CINAMON LOOSE AV. QLTY	50 GM.	22.50	30.00	30.00	50.00	150.00		22.50
CUMINSEED WHITE NATIONAL	50 GM.	70.00	55.00	55.00	70.00	80.00		70.00
PEPPER BLACK NATIONAL	50 GM.	120.00	95.00	95.00	110.00	110.00		110.00
CLOVES LOOSE AV.QLTY	50 GM.	90.00	30.00	30.00	120.00	110.00		120.00
CARDAMOM LARGE LOOSE AV.QLTY	50 GM.	150.00	150.00	150.00	120.00	210.00		105.00
CARDAMOM SMALL AV.QLTY	50 GM.	185.00	75.00	75.00	100.00	190.00		105.00
SALT-POWDERED (LAHORI) LOOSE	KG.	10.00	15.00	15.00	10.00	10.00		10.00
SALT POWDERED (NATIONAL/SHAN)	PKT	30.00	30.00	30.00	25.00	25.00		30.00
CHILLIES POWD.NATIONAL 200GM	PKT	120.00	120.00	120.00	120.00	105.00		120.00
CHILLIES POWDER LOOS	KG.	310.00	450.00	450.00	400.00	290.00		310.00
CORRIANDER SEED POWD.NATIONAL	PKT	116.00	85.00	85.00	116.00	116.00		104.00
CORRIANDER SEED (LOOSE)	KG.	230.00	165.00	165.00	240.00	300.00		210.00
TURMERIC POWD.NATIONAL 50GM	PKT.	40.00	55.00	54.00	40.00	39.00		40.00
CURRY POWD. NATIONAL 200 GM	PKT.	87.00	90.00	90.00	87.00	104.00		87.00
TOMATO KETCHUP AHMED/MITCHL	BOTTLE	100.00	105.00	105.00	90.00	100.00		100.00
PICKLES AHMED/MITCHELLES	BOTTLE	120.00	120.00	120.00	130.00	120.00		110.00
VINEGAR SYNTHETIC (SIRKA)	BOTTLE	90.00	70.00	70.00	55.00	60.00		80.00
GARLIC	KG	210.00	245.00	255.00	280.00	140.00		110.00
GINGER	KG	200.00	200.00	200.00	320.00	200.00		280.00
TAPAL DANEDAR TEA 200GM PACKET	PKT	194.73	195.00	185.00	195.00	185.00		185.00
TEA LIPTON YELLOW LABEL 200GM.	PKT.	205.26	195.00	195.00	195.00	194.73		194.73

Contd.

7.11 Intercity Consumer Prices November, 2018

Description	Unit	Quetta	Turbat	Gawadar	Loralai	Khuzdar	D.M.	Jamali
TEA LOOSE KENYA AV.QLTY 250GM.	PKT.	155.00	180.00	180.00	155.00	170.00		155.00
COFFEE-NESCAFE 75 GM. **	BOTTLE	380.00	300.00	300.00	280.00	270.00		270.00
COLD DRINK (STANDARD SIZ)	BOTTLE	25.00	30.00	30.00	27.50	25.00		25.00
FRUIT JUICE TETRA PACK	PKT.	30.00	30.00	30.00	30.00	20.00		20.00
MINERAL WATER NESTLE 1.5 LTR	BOTTLE	60.00	50.00	50.00	50.00	55.00		50.00
CIGARETTES K-2 10'S **	PKT	50.00	60.00	60.00	60.00	50.00		60.00
CIGARETTES CAPSTAN 10'S **	PKT	60.00	75.00	70.00	60.00	60.00		60.00
CIGARETTES GOLD LEAF 20'S	PKT	160.00	150.00	150.00	150.00	140.00		155.00
CIGARETTES MORVEN GOLD 20'S	PKT	60.00	75.00	70.00	60.00	50.00		60.00
BETEL LEAVES	50GM.	40.00	25.00	40.00	80.00	70.00		105.00
BETEL NUTS	KG.	1500.00	2000.00	2000.00	300.00	2000.00		2750.00
LONG CLOTH 57" GUL AHMED/AL-KARAM	METER	210.00	230.00	230.00	335.00	275.00		225.00
SHIRTING AV.QLTY.	METER	150.00	150.00	160.00	200.00	200.00		155.00
PANT CLOTH W & WEAR AV.QLTY	METER	400.00	270.00	300.00	370.00	200.00		200.00
LAWN PRINTED GUL AHMED/AL-KARAM	METER	200.00	195.00	200.00	290.00	245.00		225.00
GEORGETTE AV.QLTY	METER	105.00	90.00	90.00	170.00	150.00		70.00
LINEN AV.QLTY ***	METER	100.00	70.00	80.00	170.00	160.00		100.00
HEAVY WT SUITING LAWERNCPUR AVG QLTY	METER	1100.00	1100.00	1100.00	1000.00	1100.00		900.00
HEAVY WT SUITING LAWERNCPUR SUP QLTY	METER	1300.00	1300.00	1300.00	1500.00	1300.00		1300.00
TROPICAL SUITING LAW.PUR	METER	950.00	950.00	950.00	1000.00	950.00		950.00
PANT BOY 24"/26" LENGTH.	EACH	600.00	400.00	400.00	500.00	1100.00		425.00
SHIRT BOY 24"/26" LENGTH	EACH	400.00	350.00	350.00	300.00	950.00		425.00
SCHOOL UNI. PANT,SHIRT BOYS	SUIT	1300.00	1200.00	1200.00	675.00	1150.00		900.00
SCHOOL UNI. KAMEEZ,SHAL.BOYS	SUIT	1300.00	1150.00	1150.00	1000.00	1150.00		750.00
SCHOOL UNI. KAMEEZ,SHAL.GIRL	SUIT	1400.00	1200.00	1200.00	850.00	1150.00		750.00
FROCK W/WEAR GIRLS	EACH	700.00	400.00	400.00	750.00	1100.00		700.00
AWAMI-SUIT W & W(BOY) 24"/26	SUIT	700.00	1000.00	1000.00	750.00	687.50		750.00
AWAMI-SUIT W&W (GENTS)AV.QLTY	SUIT	700.00	900.00	900.00	950.00	875.00		1100.00
PULLOVER GENTS OXFORD/BON.	EACH	3250.00	2000.00	2000.00	2800.00	2000.00		2250.00
PULLOVER LADIES OXFORD/BON.	EACH	3350.00	2150.00	2175.00	3000.00	2750.00		2000.00
PULLOVER (GENTS) OTHERS A.QTY	EACH	800.00	650.00	700.00	1350.00	950.00		1800.00
SECOND-HAND COAT FOR MEN	EACH	300.00	350.00	350.00	275.00	250.00		325.00
SECONDHAND SWEETER FOR MEN DUP QLTY	EACH	350.00	410.00	300.00	350.00	220.00		200.00
SECONDHAND WINTER JACKET	EACH	325.00	450.00	350.00	170.00	300.00		275.00
UNDERWEAR AV.QLTY MEDIUM SIZE	EACH	90.00	120.00	120.00	130.00	200.00		65.00
VEST FOR MEN AV.QLTY.	EACH	100.00	140.00	140.00	130.00	200.00		130.00
VEST/SHAMEEZ (WOMEN) AVG. QLTY	EACH	120.00	195.00	200.00	115.00	250.00		100.00
SOCKS NYLON (PAKISTANI)	PAIR	90.00	120.00	125.00	75.00	80.00		70.00
BRASSIER AV.QLTY.	EACH	225.00	120.00	120.00	155.00	200.00		130.00
BRASSIER SUP QLTY	EACH	400.00	242.50	250.00	325.00	500.00		212.50
DOPATTA GEORGETTE AV.QLTY.	EACH	225.00	400.00	380.00	290.00	330.00		190.00
DOPATTA COTTON AV GLTY	EACH	350.00	245.00	250.00	240.00	350.00		140.00
CHADDAR (W/WEAR) (2x2.5 MTR)	EACH	400.00	380.00	400.00	490.00	400.00		525.00
LUNGI/DHOTI(COTTON) AVG. QLTY	EACH	250.00	300.00	300.00	450.00	360.00		275.00
HANDKERCHIEF AVG. QLTY PAK	EACH	30.00	50.00	50.00	45.00	70.00		45.00
HANDKERCHIEF SUP. QLTY PAK	EACH	50.00	65.00	70.00	95.00	90.00		65.00
GLOVES AV QLTY	PAIR	90.00	95.00	100.00	60.00	300.00		45.00
AZARBAND COTTON AVG. QLTY	EACH	17.50	20.00	20.00	15.00	20.00		47.50
SEWING THREAD/REEL(ASLI PARI)	EACH	6.50	8.00	7.00	7.00	7.00		6.50
WASHING CHARGES PAINT & SHIRT	SUIT	65.00	60.00	100.00	175.00	160.00		100.00
DRY CLEANING SUIT COAT PANT	SUIT	400.00	350.00	350.00	400.00	350.00		155.00
WASHING CH. (KAMIZ-SHALWAR)	PAIR	60.00	60.00	70.00	100.00	80.00		65.00
TAILORING SHIRT	EACH	400.00	350.00	350.00	350.00	300.00		375.00
TAILORING CHARGES PANT (MEN)	EACH	425.00	375.00	525.00	400.00	375.00		700.00
TAILORING COAT-PANT SUIT	SUIT	3250.00	3250.00	4000.00	3500.00	3250.00		4000.00
TAILORING AWAMI-SUIT (MALE)	SUIT	750.00	550.00	600.00	675.00	575.00		475.00
TAILORING SUIT FEMALE	SUIT	600.00	500.00	600.00	575.00	575.00		500.00
GENTS SHOES PAUL BATA	PAIR	1199.00	1199.00	1199.00	1199.00	1199.00		1199.00
GENTS SANDAL BATA	PAIR	699.00	699.00	699.00	699.00	699.00		699.00
GENTS SPOUNG CHAPPAL BATA	PAIR	199.00	199.00	199.00	199.00	199.00		199.00
LADIES SANDAL BATA	PAIR	599.00	599.00	599.00	599.00	599.00		599.00

Contd.

7.11 Intercity Consumer Prices November, 2018

Description	Unit	Quetta	Turbat	Gawadar	Loralai	Khuzdar	D.M.	Jamali
LADIES SPOUNG CHAPPAL BATA	PAIR	199.00	199.00	199.00	199.00	199.00		199.00
CHILD SHOE POWER LITE BATA	PAIR	699.00	699.00	699.00	699.00	699.00		699.00
GENTS SHOE, ART 1109 SERVICE	PAIR	999.00	999.00	999.00	999.00	999.00		999.00
NYLON JOGGER 27 SIZE 2-5 ***	PAIR	1399.00	1399.00	1399.00	1399.00	1399.00		1399.00
CHINA FOOT WEAR AV. QLTY (MALE) *	PAIR	475.00	900.00	900.00	1000.00	250.00		750.00
CHINA FOOT WEAR AV. QLTY (FEMALE) *	PAIR	300.00	600.00	600.00	350.00	250.00		550.00
CHINA FOOT WEAR AV. QLTY (CHILDREN) *	PAIR	285.00	550.00	600.00	300.00	250.00		400.00
SHOE REPAIR HALF SOLE	PAIR	90.00	120.00	150.00	75.00	90.00		110.00
SHOES POLISH CHARGES AVERAGE SHOP	PAIR	30.00	35.00	35.00	20.00	20.00		20.00
HOUSE RENT (combined)	MONTH	12839.00	7000.00	7476.00	5060.00	2197.00		3967.00
rent 2	pm	12839.00	7000.00	7476.00	5060.00	2197.00		3967.00
RENT3	PM	12839.00	7000.00	7476.00	5060.00	2197.00		3967.00
RENT4	PM	12839.00	7000.00	7476.00	5060.00	2197.00		3967.00
RENT5	PM	12839.00	7000.00	7476.00	5060.00	2197.00		3967.00
RENT6	PM	12839.00	7000.00	7476.00	5060.00	2197.00		3967.00
SYNTHETIC ENEMAL ROBIALAC BALTI 3.64 LTR.	EACH	2000.00	2200.00	2500.00	1800.00	1800.00		1800.00
SYNTHETIC ENEMAL ICI BALTI 3.64 LTR.	EACH	1875.00	2700.00	2700.00	2000.00	1800.00		1600.00
CEMENT (LOCAL) SPECIFY BRAND NAME	BAG	610.00	590.00	600.00	600.00	530.00		585.00
BRICKS (NEW) IST CLASS	P/1000	6250.00	0.00	0.00	9500.00	8500.00		6250.00
CEMENT BLOCKS (6"x8"x12")	P/100	0.00	2600.00	2600.00	2600.00	2100.00		0.00
BAJREE	100CFT	4250.00	3650.00	3500.00	2500.00	5000.00		2900.00
SAND (BLACK PIT SAND)	K100CFT	3250.00	3200.00	3000.00	3600.00	2000.00		2500.00
TIMBER SHESHAM LOG IST QUALITY	cubmt.	55582.00	0.00	0.00	0.00	0.00		0.00
IRON BAR (M.S. BAR) 1/2"	P/TON	99000.00	102000.00	102000.00	102000.00	99000.00		102000.00
CARPANTER WAGE RATE	P/DAY	1000.00	1100.00	1200.00	1350.00	1400.00		700.00
MASON (RAJ) WAGE RATE	P/DAY	1200.00	1700.00	1700.00	1450.00	1200.00		950.00
UNSKILLED LABOUR WAGE RATE	P/DAY	700.00	700.00	700.00	700.00	650.00		475.00
PLUMBER WAGE RSTE	P/DAY	900.00	1100.00	1200.00	1150.00	1400.00		950.00
ELECTICIAN WAGE RATE PER DAY **	P/DAY	850.00	1200.00	1200.00	950.00	0.00		600.00
ELECTICIAN WAGE RATE PER POINT **	P/PNT	160.00	120.00	130.00	135.00	135.00		125.00
WATER CHARGES PER HOUSE	P/MONTH	125.00	300.00	500.00	0.00	190.00		450.00
ELECT.CHARGES UPTO 50 UNITS	P/UNIT	2.00	2.00	2.00	2.00	2.00		2.00
ELECT.CHARGES 01 - 100 UNIT	P/UNIT	6.18	6.18	6.18	6.18	6.18		6.18
ELECT.CHARGES 101 - 300 UNIT	P/UNIT	9.54	9.54	9.54	9.54	9.54		9.54
ELECT.CHARGES 301 - 1000 UNIT	P/UNIT	16.39	16.39	16.39	16.39	16.39		16.39
ELECT.CHARGES ABOVE 1000 UNIT	P/UNIT	18.39	18.39	18.39	18.39	18.39		18.39
ELEC	PM	10.50	10.50	10.50	10.50	10.50		10.50
GAS CHRg upto 3.3719 MMBTU	MMBTU	145.08	0.00	0.00	0.00	0.00		145.08
GAS CHRg 3.3719 - 6.7438 MMBTU	MMBTU	308.88	0.00	0.00	0.00	0.00		308.88
GAS CHRg 6.7438 - 10.1157 MMBTU	MMBTU	321.75	0.00	0.00	0.00	0.00		321.75
GAS CHRg10.1157 - 13.4876 MMBTU	MMBTU	1310.40	0.00	0.00	0.00	0.00		1310.40
GAS	PM	1708.20	0.00	0.00	0.00	0.00		1708.20
GAS	PM	758.86	0.00	0.00	0.00	0.00		758.86
KEROSENE OIL	LTR	99.00	95.00	100.00	110.00	70.00		105.00
FIREWOOD WHOLE	40 KG.	650.00	355.00	425.00	700.00	550.00		475.00
CHAIR SHESHAM WOOD WITH ARMS **	EACH	1150.00	2400.00	2400.00	1800.00	1800.00		1900.00
CHAIR PLASTIC (CHAIRMAN) AVERAGE QUALITY	EACH	550.00	850.00	850.00	800.00	1400.00		825.00
TABLE SHESHAM WOOD (4X2X5") ***	EACH	5500.00	4500.00	4000.00	4500.00	5500.00		5625.00
SOFASET WOODEN WITH FOAM SEAT **	SET	30000.00	13000.00	14000.00	10000.00	12000.00		13000.00
COT IRON (WITH NIWAR)AV.QLTY.	EACH	2600.00	3500.00	3400.00	2000.00	2400.00		2800.00
ALMIRAH (STEEL) 6'X3' 20 GAUGE	EACH	9000.00	12500.00	12500.00	9500.00	12000.00		13000.00
DINNING TABLE 6 CHAIRS A.QLTY	SET	13000.00	34500.00	28000.00	11000.00	11000.00		17500.00
SINGLE BED WITHOUT FOAM MED.	EACH	6500.00	3800.00	6000.00	5000.00	9000.00		5750.00
MATRESS SINGLE(4"THICK)	EACH	3750.00	3500.00	3500.00	4200.00	4200.00		5750.00
FARSHI DARI 12'X9' AV.QLTY	EACH	1400.00	650.00	700.00	1275.00	2000.00		3000.00
DARI COTTON (6'x2 1/2') AV.QL	EACH	700.00	500.00	445.00	650.00	2500.00		425.00
CARPET PLAIN AV. QLTY	SQFT.	61.50	120.00	110.00	47.50	42.50		45.00
QUILT (LIHAF) 3 KG. COTTON	EACH	1000.00	575.00	500.00	600.00	1100.00		675.00
BLANKET (90" x 54")	EACH	2750.00	2550.00	2700.00	3750.00	4000.00		6250.00
BEDSHEET SINGLE BED SUP.QLTY	EACH	1725.00	650.00	600.00	725.00	1400.00		550.00

Contd.

7.11 Intercity Consumer Prices November, 2018

Description	Unit	Quetta	Turbat	Gawadar	Loralai	Khuzdar	D.M.	Jamali
BED SHEET DOUBLE WITH TWO PILLOW COVERS SUP QLT	SET	2000.00	900.00	1500.00	950.00	1500.00		950.00
TOWEL(3'x2') AV. QALTY	EACH	300.00	300.00	300.00	390.00	450.00		325.00
CEILING FAN 48" SUPER QLT	EACH	3500.00	3800.00	3800.00	3650.00	3400.00		4200.00
PEDESTAL FAN 22" SUPER QLT	EACH	3600.00	4000.00	4000.00	4000.00	4000.00		4500.00
REFG. DAWLENCE 10 CFT. D.DOOR	EACH	35000.00	42500.00	42500.00	28000.00	33000.00		37000.00
D-FREEZER WAVES 8 CFT.	EACH	33450.00	37000.00	36500.00	23500.00	36000.00		34000.00
AIRCONDITIONER 1.5 TON PEL	EACH	45000.00	60000.00	60000.00	40000.00	51000.00		49500.00
SPLIT AIR CONDITIONER 1.5 TON (SPECIFY BRAND NAME)	EACH	47000.00	45500.00	46000.00	55000.00	39000.00		50000.00
AIRCOOLER SUPER ASIA	EACH	11500.00	9500.00	10000.00	10750.00	10500.00		10000.00
WASHING MACHINE SINGER	EACH	15200.00	14700.00	14700.00	13950.00	14700.00		14700.00
SEWING MACHINE(SINGER)	EACH	5210.00	5600.00	5400.00	7500.00	5210.00		7000.00
GIZER LARGE SIZE 30 GALLON CAPACITY SUP QLT	EACH	12500.00	15500.00	15500.00	12000.00	21000.00		14750.00
GAS BURNER DOUBLE SPFY.BRAND	EACH	2000.00	1350.00	1350.00	2150.00	2500.00		1650.00
ELECT. IRON PHILIPS MDL.1120	EACH	1700.00	1750.00	1800.00	2050.00	1900.00		2100.00
ELECTRIC JUICER FOR APPLE	EACH	3800.00	3800.00	3800.00	3866.67	2900.00		4000.00
S.STEEL DEGHCHI MEDIUM SIZE	EACH	800.00	1000.00	1050.00	650.00	950.00		575.00
ALUMINIUM COOKING PAN (DEGCHI) MED SIZE	EACH	1000.00	800.00	900.00	500.00	950.00		500.00
NON STICK COOKING PAN (DEGCHI) SUP. QLT	EACH	1500.00	1050.00	1350.00	375.00	600.00		650.00
FRYING PAN STEEL AVG. QLT MED. SIZE	EACH	400.00	350.00	600.00	290.00	800.00		475.00
TAWA IORN (MEDIUM SIZE) AVG. QLT	EACH	693.75	350.00	350.00	310.00	400.00		300.00
S.STEEL PLATE A.QLTY.(M.SIZE)	EACH	85.00	95.00	100.00	55.00	130.00		65.00
TABLE SPOON S.STEEL SUP.QLTY.	DOZEN	325.00	300.00	350.00	410.00	500.00		420.00
WATER SET JUG+6 GLASSES (OMROC)	SET	700.00	700.00	845.00	950.00	900.00		525.00
TEA SET PAK. CHINAWARE 21 PCS.	SET	1500.00	1500.00	1500.00	2625.00	1500.00		2250.00
DINNER SET PLASTIC 72 PIECES SUPERIOR QLT	SET	4750.00	3800.00	3750.00	5700.00	5466.67		4450.00
HOTPOT SET PLASTIC 3 PCS.	SET	1400.00	700.00	1200.00	1266.67	1600.00		1900.00
BUCKET(BALTI) PLASTIC MED.SIZ	EACH	325.00	450.00	450.00	375.00	400.00		275.00
LOTA PLASTIC (MED SIZE) AVERAGE QUALITY	EACH	40.00	60.00	60.00	50.00	90.00		60.00
PRESURE COOKER 4 LTR.	EACH	1500.00	1475.00	1400.00	1333.33	1800.00		1225.00
WATER COOLER 9/10 LTR.PLASTIC	EACH	700.00	750.00	750.00	655.00	600.00		950.00
THERMOS STARVAC 1 LTR	EACH	600.00	875.00	800.00	675.00	700.00		350.00
BULB PHILIPS 100-WATTS	EACH	30.00	40.00	40.00	35.00	35.00		30.00
TUBE LIGHT PHILIPS 40 WATTS	EACH	100.00	140.00	140.00	140.00	130.00		95.00
ELECTRIC BLUBS "0" WATTE LOCAL	EACH	20.00	25.00	25.00	30.00	25.00		30.00
ELECTRIC BLUB ENERGY SAVER 14 WATTS	EACH	180.00	190.00	180.00	180.00	180.00		180.00
WASHING SOAP 250 GMS SPECIFY BRAND NAME	EACH	30.00	30.00	30.00	40.00	40.00		35.00
SURF EXCEL 400 GMS POLY BAG	EACH	145.00	115.00	120.00	130.00	140.00		130.00
WASHING POWDER 1000 GRM	EACH	180.00	192.50	192.50	180.00	180.00		185.00
WASHING POWDER (WHEEL/ BONUS) 100 GRAMS	EACH	110.00	98.00	100.00	90.00	90.00		100.00
CLEANSER POWDER VIM 1000 GM	PKT.	75.00	80.00	80.00	90.00	140.00		75.00
FINIS 500 ML	BOTTLE	187.50	190.00	190.00	193.75	190.00		200.00
PHNYLE TYPHONE/FINIS/CARRANITE 3 LITRES	BOTTLE	150.00	150.00	140.00	140.00	190.00		150.00
HARPIC	BOTTLE	165.00	180.00	175.00	160.00	160.00		160.00
BOOT POLISH CHERRY/KIWI 50ML	EACH	115.00	110.00	115.00	100.00	105.00		115.00
ROBIN BLUE (35 GRAMS)	PKT.	60.00	55.00	50.00	55.00	50.00		25.00
TISSU PAPER PERFUMED 100 PCS.	PKT	120.00	100.00	100.00	130.00	120.00		130.00
TOILET PAPER ROLL (R.PETEL)	P/ROLL	50.00	40.00	40.00	50.00	40.00		50.00
BOOT POLISH LIQUID CHEERY BLOSSOM KIWI 75 ML	BOTTLE	160.00	140.00	135.00	135.00	130.00		150.00
MATCH BOX SMALL	EACH	2.00	2.00	2.00	2.00	3.00		2.50
DRY CELL 1.5 VOLT(LOCAL)	EACH	20.00	15.00	15.00	25.00	30.00		24.50
HAND STITCHING NEEDLE M.SIZE	PACKET	6.00	8.00	8.00	6.00	12.00		5.00
SEWING MACHINE NEEDLE (SINGER)	EACH	8.00	2.00	2.00	5.00	8.00		5.00
HOUSEHOLD SERVANT FEMALE P/T	P/MNTH	2500.00	5000.00	5000.00	1500.00	3500.00		1300.00
MARRIAGE HALL WITH FURNITURE	P/HEAD	90.00	50.00	50.00	50.00	50.00		50.00
SEPTRAN TABLETS	10TAB.	20.00	20.00	20.00	20.00	20.00		20.00
BRUFEN TABS 200-MG.	10TAB.	10.00	15.00	15.00	10.00	15.00		10.00
PANADOL TAB. EXTRA/PLAIN	10TAB.	13.00	15.00	15.00	12.00	15.00		12.50
DISPRIN TAB.	10TAB.	14.00	15.00	15.00	13.00	13.00		13.50
TRISIL TAB.	10 TAB	10.00	15.00	15.00	10.00	17.00		11.00
FLAGYL TAB. 200 MG.	10TAB.	16.00	20.00	20.00	10.00	20.00		10.00

Contd.

7.11 Intercity Consumer Prices November, 2018

Description	Unit	Quetta	Turbat	Gawadar	Loralai	Khuzdar	D.M.	Jamali
VENTOLIN TAB. 2MG.	10TAB.	10.00	10.00	10.00	10.00	10.00		10.00
DAONIL TAB. 5 MG.	10TAB.	17.00	20.00	20.00	17.00	17.00		17.00
ENTOX TAB.	10TAB.	15.00	15.00	15.00	15.00	15.00		15.00
RENITEC TAB. 5 MG.	10TAB.	59.00	60.00	60.00	58.00	59.00		60.57
CAC. 1000 TAB	BOTTLE	133.00	130.00	130.00	128.00	125.00		133.08
AMOXIL CAPSOLE 250 MG.S	10CAP.	36.00	45.00	45.00	36.00	36.00		35.70
CALCIUM SYRUP SANDOZ	BOTTLE	65.00	65.00	65.00	65.00	64.00		64.00
LEDERPLEX SYRUP	BOTTLE	53.00	53.00	50.00	52.74	53.00		52.74
SANCOS SYRUP (50 ML.)	BOTTLE	55.00	56.00	56.00	55.00	55.00		56.57
PHENERGAN SYRUP 120 ML.	BOTTLE	35.00	35.00	35.00	33.00	33.00		36.74
CALPOL SYRUP 60 ML.	BOTTLE	49.28	30.00	30.00	47.00	46.00		49.38
HYDRYLLIN SYRUP 120 ML.	BOTTLE	69.00	70.00	70.00	69.00	69.00		69.00
POLYFAX EYE OINTMENT	TUBE	23.00	28.00	28.00	21.00	21.00		22.50
BETNESOL EYE DROPS	BOTTLE	35.00	34.45	34.00	34.00	34.00		34.60
EAR DROPS (CARDISPORINE) ***	BOTTLE	23.00	21.00	21.00	25.00	21.00		22.04
BETNOVATE-N OINTMENT 5 GMS	TUBE	57.00	36.00	36.00	35.00	55.00		57.29
BURNOL CREAM 30 GRM	TUBE	55.42	55.42	55.42	55.42	55.42		55.42
VICKS VAPORUB/BALM	BOTTLE	36.00	40.00	40.00	36.00	36.00		36.00
GLYCRINE SMALL BOTTLE	BOTTLE	45.00	30.00	30.00	40.00	30.00		15.00
JOUHAR JOSHANDA	PKT.	10.00	10.00	10.00	10.00	10.00		10.00
GALXOS-D (450 GRMS)	PKT.	157.50	150.00	150.00	150.00	147.00		157.50
GRIPE-WATER WOODWARDS	BOTTLE	60.00	60.00	60.00	60.00	60.00		60.00
SANIPLAST ONE PUTTY	EACH	2.00	3.00	3.00	2.00	2.00		1.58
O.R.S. (NIMCOL)	PKT.	17.00	20.00	20.00	15.00	17.00		18.00
DETTOL (MEDIUM)	BOTTLE	100.00	85.00	85.00	100.00	85.00		150.00
COTTON BANDAGE 2" - 4"	EACH	10.00	20.00	20.00	13.00	30.00		10.00
THERMOMETER CHINA	EACH	50.00	50.00	50.00	35.00	50.00		40.00
DOCTOR (MBBS) CLINIC FEE	P/PAT.	200.00	500.00	500.00	200.00	300.00		150.00
URINE TEST (DR) CHARGES	P/TEST	130.00	300.00	300.00	100.00	100.00		85.00
BLOOD TEST (CP) CHARGES	P/TEST	200.00	350.00	350.00	200.00	200.00		225.00
SUGAR TEST (RANDOM/FASTING BOTH) CHARGES	P/TEST	250.00	300.00	300.00	150.00	150.00		200.00
ECG CHARGES	P/TEST	300.00	450.00	400.00	200.00	300.00		200.00
X-RAY (CHEST) CHARGES	P/X-RAY	300.00	700.00	700.00	250.00	325.00		350.00
CAR SUZUKI 800 CC (W/O. A/C)	EACH	817750.00	0.00	0.00	0.00	0.00		817750.00
CAR SUZUKI 1000 CC	EACH	1400000.00	0.00	0.00	0.00	0.00		0.00
CAR TOYOTA 1300 CC	EACH	1979000.00	0.00	0.00	0.00	0.00		0.00
CAR HONDA CIVIC	EACH	2861500.00	0.00	0.00	0.00	0.00		0.00
MOTORCYCLE HONDA CD-70.	EACH	65500.00	68000.00	68000.00	66000.00	0.00		65500.00
MOTORCYCLE YAMAHA 100CC.	EACH	77000.00	79000.00	80000.00	81000.00	0.00		0.00
MOTOR CYCLE HERO 70 CC	EACH	44000.00	50000.00	0.00	50000.00	0.00		0.00
BICYCLE WITH TYRES & TUBES	EACH	8000.00	8250.00	8000.00	7500.00	0.00		7500.00
TYRE CAR WITH TUBE GENERAL	EACH	3250.00	4000.00	4000.00	3350.00	3500.00		3300.00
TYRE MOTOR CYCLE WITHOUT TUBE	EACH	1150.00	1450.00	1450.00	1200.00	1150.00		1250.00
TYRE CYCLE SPECIFY BRAND NAME	EACH	350.00	400.00	400.00	380.00	400.00		475.00
TYRE CAR W/O TUBE	EACH	2950.00	3400.00	3400.00	2800.00	5000.00		2800.00
PETROL SUPER	LITRE	97.83	97.83	97.83	97.83	97.83		97.83
HIGH SPEED DIESEL HSD	LITRE	112.94	112.94	112.94	112.94	112.94		112.94
CNG	K.G.	109.00	110.00	110.00	0.00	0.00		118.00
GAS CYLINDER STAND. SIZE	EACH	1500.00	1210.00	1210.00	1500.00	1500.00		1700.00
MOTOR CYCLE SERVICE CHARGES	EACH	375.00	200.00	250.00	200.00	400.00		200.00
CAR SERVICE CHARGES	EACH	500.00	450.00	500.00	375.00	500.00		300.00
TYRE PUNCTURE CHARGES	EACH	55.00	100.00	110.00	50.00	92.50		65.00
CYCLE OVERHAULING CHARGES	EACH	190.00	150.00	275.00	250.00	300.00		100.00
CAR TAX FOR 800CC TO 1300CC	YEARLY	400.00	400.00	400.00	400.00	400.00		400.00
TRAIN FARE ECO. 1-100 KM.	P/KM.	1.79	1.79	1.79	0.00	0.00		1.79
TRAIN FARE ECO. 101-500 KM.	P/KM.	1.26	0.00	1.26	0.00	0.00		1.26
TRAIN FARE ECO. > 500 KM.	P/KM.	0.88	0.88	0.88	0.00	0.00		0.88
TRAIN FARE IST SLP. 1-100KM	P/KM.	2.85	2.85	2.85	0.00	0.00		2.85
TRAIN FARE IST SLP. 101-500 KM	P/KM.	2.28	2.28	2.28	0.00	0.00		2.28
TRAIN FARE IST SLP. > 500 KM	P/KM.	1.49	1.49	1.49	0.00	0.00		1.49
TRAIN FARE A/C SLP. 1-100KM.	P/KM	5.60	5.60	5.60	0.00	0.00		5.60

Contd.

7.11 Intercity Consumer Prices November, 2018

Description	Unit	Quetta	Turbat	Gawadar	Loralai	Khuzdar	D.M.	Jamali
TRAIN FARE A/C SLP.101-500KM	P/KM.	5.02	5.02	5.02	0.00	0.00		5.02
TRAIN FARE A/C SLP > 500KM.	P/KM	3.71	3.71	3.71	0.00	0.00		3.71
PLATFORM TICKET	EACH	10.00	5.00	10.00	0.00	0.00		10.00
AUTO RICKSHAW FARES	KM/MIN	65.00	40.00	55.00	90.00	65.00		70.00
FULL TONGA CHARGES	KM/MIN	80.00	0.00	0.00	50.00	0.00		0.00
TAXI 4 SEATER FARE	KM/MIN	60.00	60.00	60.00	60.00	60.00		60.00
BUS FARE MIN (WITHIN CITY)	TICKET	20.00	0.00	0.00	0.00	0.00		0.00
BUS FARE MAX (WITHIN CIT	TICKET	20.00	0.00	0.00	0.00	0.00		0.00
BUS FARE OUTSIDE CITY	P/KM.	2.00	2.00	2.00	1.00	1.30		1.60
A/C BUS FARE OUTSIDE CITY	P/KM.	2.50	2.50	2.50	2.00	1.30		2.50
MINIBUS FARE MIN.WITH IN CITY	TICKET	20.00	0.00	35.00	0.00	0.00		0.00
MINIBUS FARE MAX.WITH IN CITY	TICKET	20.00	0.00	0.00	0.00	0.00		0.00
SUZUKI FARE MIN.WITH IN CITY	TICKET	0.00	10.00	30.00	0.00	15.00		0.00
SUZUKI FARE MAXIMUM W.IN CITY	TICKET	0.00	50.00	50.00	0.00	20.00		0.00
AIR FARE ECONOMY CLASS.	P/KM.	23.03	23.03	23.03	0.00	23.03		0.00
POSTAL ENVELOPE DOMESTIC	EACH	8.00	8.00	8.00	8.00	10.00		8.00
ENVELOPE FOR SAUDI ARABIA	EACH	50.00	50.00	50.00	50.00	50.00		50.00
POSTAL REGISTRATION CHARGES	EACH	35.00	38.00	38.00	38.00	38.00		38.00
U.M.S. REG CHARGES MIN.	EACH	59.00	60.00	60.00	59.00	59.00		60.00
T.C.S. CH. MIN.WITH IN ZONE	EACH	200.00	200.00	200.00	200.00	200.00		200.00
TELEPHONE CHARGES LOCAL CALL	P/CALL	4.65	4.65	4.65	4.65	4.65		4.65
TEL CHARGES OUT SIDE CITY	P/CALL	4.65	4.65	4.65	4.65	4.65		4.65
INTERNET CHARGES	P/HOUR	25.00	30.00	30.00	50.00	50.00		30.00
MOBILE CELL CHARGES	P/UNIT	3.00	3.00	3.00	3.20	4.00		3.00
FAX CHARGES (LOCAL)	P/PAGE	15.00	30.00	30.00	20.00	20.00		15.00
TELEPHONE SET AV. QLTY	EACH	600.00	1000.00	1100.00	1450.00	2500.00		850.00
MOBILE SET NOKIA/SONY/ERICSON/SAMSUNG WITHOUT CAMERA	EACH	3000.00	2300.00	2100.00	2775.00	2500.00		3750.00
T.V. 20" COLORED WEGA H-A21.	EACH	18000.00	12000.00	12000.00	18000.00	17500.00		20000.00
T.V 20" COLOR CHINA/KORIA)	EACH	13000.00	7000.00	8000.00	12000.00	8500.00		16500.00
V.C.P. PANASONIC/LG/NAT	EACH	6900.00	4500.00	0.00	6000.00	0.00		6500.00
DVD/VCD PLAYER PANASONIC/LG	EACH	5200.00	3500.00	0.00	4800.00	4800.00		4750.00
RADIO WITH C.PLAYER NATIONAL	EACH	2000.00	1750.00	2375.00	2000.00	1900.00		2000.00
PERSONNEL COMPUTER (BRANDED)	EACH	42000.00	28000.00	28000.00	32333.33	32333.33		28000.00
VID. CASSETTE BLK. TDK/SONY	EACH	155.00	150.00	150.00	150.00	0.00		0.00
COM. C.D. (TDK/IMATION)	EACH	72.50	50.00	50.00	50.00	50.00		60.00
TAPE RECORDER CASSETTE BLANK	EACH	40.00	50.00	45.00	35.00	45.00		30.00
VIDEO GAME SEGA 16 BYTE	EACH	1200.00	1100.00	1100.00	1250.00	1250.00		0.00
CINEMA A/C. HIGH CLASS	TICKET	0.00	0.00	0.00	0.00	0.00		0.00
CINEMA NON-A/C HIGH CLASS	TICKET	150.00	0.00	0.00	20.00	0.00		0.00
CABLE CHARGES	P/MONTH	400.00	350.00	350.00	300.00	300.00		300.00
TV.LICENCE FEE DOMESTIC	YEARLY	420.00	420.00	420.00	420.00	420.00		420.00
ENGLISH BOOK CLASS V1	EACH	59.00	59.00	59.00	59.00	59.00		59.00
ENGLISH BOOK CLASS IX OR X	EACH	112.00	112.00	112.00	112.00	112.00		112.00
ENG. BOOK IST.YR COMPLETE SET	EACH	98.00	98.00	98.00	98.00	98.00		98.00
ENGLISH BOOK BA/B.SC	EACH	145.00	145.00	145.00	145.00	145.00		145.00
URDU BOOK CLASS V (T.B.BORD)	EACH	75.00	75.00	75.00	75.00	75.00		75.00
URDU BOOK CLASS IX/X(T.B.B)	EACH	131.00	131.00	131.00	131.00	131.00		131.00
URDU BOOK IST.YEAR/INTER	EACH	112.00	112.00	112.00	112.00	112.00		112.00
URDU BOOK BA/B.SC	EACH	175.00	175.00	175.00	175.00	175.00		175.00
MATHS BOOK CALSS V (T.B.B)	EACH	90.00	90.00	90.00	90.00	90.00		90.00
MATHS BOOK CLASS IX OR X	EACH	136.00	136.00	136.00	136.00	136.00		136.00
MATHS BOOK IST.YEAR (T.B.B)	EACH	138.00	138.00	138.00	138.00	138.00		138.00
PAKISTAN STUDIES BOOK BA/B.SC	EACH	375.00	375.00	375.00	375.00	375.00		375.00
DAILY "DAWN"	P/COPY	22.00	22.00	22.00	22.00	22.00		22.00
DAILY "JANG"	P/COPY	20.00	20.00	20.00	20.00	20.00		20.00
DAILY "NAWA-E-WAQT"	P/COPY	20.00	20.00	20.00	20.00	20.00		20.00
WEEKLY "AKHBAR-E-JAHAN"	P/COPY	60.00	60.00	60.00	60.00	60.00		60.00
WEEKLY "MAG"	P/COPY	50.00	50.00	50.00	50.00	50.00		50.00
MONTHLY "NAUNEHAL DIGEST"	P/COPY	35.00	40.00	40.00	35.00	35.00		40.00
PAPER FOOLSCAPE (27"x17")	QUIRE	27.50	30.00	27.75	35.00	50.00		42.50

Contd.

7.11 Intercity Consumer Prices November, 2018

Description	Unit	Quetta	Turbat	Gawadar	Loralai	Khuzdar	D.M.	Jamali
EXERCISE BOOK LINED 80/100 PGS	EACH	37.50	60.00	40.00	60.00	60.00		50.00
PENCILGOLDFISH/DEER	EACH	10.00	7.00	7.75	7.00	10.00		8.00
PEN INK DOLLOR 57 ML BOTTLE	EACH	20.00	20.00	20.00	20.00	20.00		30.00
PHOTOSTATE PAPER 70 GM	PRT	430.00	570.00	570.00	470.00	430.00		470.00
BALL PEN (local)	EACH	10.00	10.00	10.00	10.00	10.00		8.50
FOUNTAIN PEN HEROWINGS/CHINA	EACH	60.00	50.00	50.00	50.00	50.00		37.50
PRIVATE SCHOOL FEE ENGLISH MEDIUM AVERAGE STANDARD (CLASS I)	P/MONTH	750.00	1075.00	1000.00	800.00	600.00		675.00
PRIVATE SCHOOL FEE ENGLISH MEDIUM AVERAGE STANDARD (CLASS V)	P/MONTH	1300.00	1200.00	1500.00	1000.00	750.00		800.00
PRIVATE SCHOOL FEE ENGLISH MEDIUM AVERAGE STANDARD (CLASS VI)	P/MONTH	1400.00	1450.00	1800.00	1250.00	1250.00		950.00
PRIVATE SCHOOL FEE ENGLISH MEDIUM AVERAGE STANDARD (CLASS X)	P/MONTH	2000.00	1900.00	2000.00	1500.00	1250.00		1200.00
PRIVATE MEDICL COLLEGE FEE MBBS (1ST YEAR)	P/MONTH	29166.66	0.00	0.00	0.00	29166.66		0.00
PRIVATE ENGINEERING COLLEGE FEE (ISTR YEAR)	P/MONTH	3380.00	0.00	0.00	0.00	3380.00		0.00
GOVT. COLLEGE FEE 1ST. YEAR	MONTH	60.00	60.00	60.00	60.00	60.00		60.00
GOVT. COLLEGE FEE 4TH. YEAR	MONTH	80.00	80.00	80.00	80.00	80.00		80.00
GOVT. UNIVERSITY FEE MSC.	MONTH	350.00	3016.00	350.00	933.33	350.00		350.00
GOVT. MED. COLLEGE FEE MBBS	MONTH	950.00	0.00	0.00	0.00	1500.00		0.00
GOVT. ENGG. COLL. FEE 1 YEAR	MONTH	850.00	0.00	3850.00	0.00	1210.00		850.00
COACHING FEE FOR CLASS IX/X	P/MONTH	1000.00	1500.00	1500.00	500.00	800.00		1200.00
COACHING CHARGES FOR CLASS 1ST YEAR/INTER (SCIFNCF)	P/MONTH	1200.00	0.00	2000.00	0.00	0.00		1500.00
COACHING CHARGES FOR CLASS 1ST YEAR/INTER (COMMFRCF)	P/MONTH	1200.00	0.00	2500.00	0.00	0.00		1500.00
I.T. TUITION FEES	P/MONTH	1500.00	0.00	920.00	750.00	3216.67		0.00
MBA TUITION FEES	P/MONTH	4500.00	0.00	0.00	833.33	3038.33		0.00
BREAD TANDOORI ST. SIZE	EACH	10.00	10.00	10.00	10.00	20.00		10.00
COOKED MUTTON (AV. HOTEL)	PLATE	160.00	170.00	225.00	400.00	290.00		185.00
COOKED BEEF (AV. HOTEL)	PLATE	90.00	120.00	200.00	150.00	180.00		130.00
COOKED DAL (AV. HOTEL)	PLATE	65.00	80.00	135.00	100.00	80.00		80.00
CHICKEN BIRYANI FULL/DOUBLE	PLATE	175.00	150.00	200.00	150.00	140.00		150.00
TEA PREPARED (ORDINARY)	CUP	21.00	20.00	20.00	25.00	20.00		20.00
HAIRCUT CHARGES FOR MEN	P/CUT	100.00	100.00	125.00	80.00	80.00		75.00
BEAUTY PORL HAIR STYL CHARGE	P/STY.	350.00	350.00	400.00	250.00	250.00		225.00
SHAVING CHARGES	PER SHV	60.00	50.00	50.00	60.00	60.00		45.00
LIPSTICK S.MISS/MEDORA	EACH	120.00	110.00	110.00	110.00	100.00		105.00
NAIL POLISH S.MISS/MEDORA	EACH	115.00	100.00	100.00	110.00	100.00		80.00
PERFUME MED.SIZE MEDORA/BROACH	EACH	220.00	220.00	220.00	220.00	220.00		220.00
HAIR-OIL AMLA/CHAMBELI	BOTTLE	115.00	110.00	120.00	130.00	130.00		120.00
TOILET SOAP LUX 95 GRAMS	EACH	35.00	35.00	40.00	50.00	40.00		45.00
TOILET SOAP LIFEBOUY 140 GRM	EACH	42.00	50.00	50.00	50.00	50.00		50.00
TOILET SOAP SAFEGUARD BATH SIZE	EACH	53.00	50.00	50.00	58.00	50.00		50.00
TOOTHPASTE MACKLINES 70 GRM	EACH	50.00	50.00	50.00	50.00	50.00		50.00
TOOTHPAST MED SIZE CLGATE 70 GMS	EACH	75.00	75.00	75.00	85.00	80.00		75.00
TOOTHBRUSH SHEILD A/PLAUQUE	EACH	50.00	50.00	50.00	60.00	50.00		47.50
TOOTHPOWDER DENTONIC 90 GRM	EACH	40.00	35.00	35.00	30.00	30.00		30.00
HAIR-COLOUR BEGIN (6 GMS)	EACH	130.00	90.00	90.00	110.00	110.00		120.00
HAIR COLOUR (KALAKOLA)	BOTTLE	130.00	120.00	120.00	120.00	130.00		150.00
FACECREAM PONDS (MEDIUM)	EACH	130.00	125.00	130.00	120.00	140.00		130.00
TALC POWDER VICE ROAY,B.CAT	EACH	165.00	130.00	110.00	140.00	170.00		150.00
BLADE TREET ORDINARY 10'S	PKT.	40.00	30.00	30.00	50.00	50.00		30.00
BLADE 7-O-CLOCK STAIN. 5'S	PKT.	45.00	35.00	35.00	50.00	60.00		30.00
SHAMPOO SUNSILK/PAINTIN 100 ML	BOTTLE	110.00	110.00	110.00	110.00	115.00		100.00
BEAUTY CREAM (FAIR & LOVELY)	EACH	230.00	100.00	180.00	75.00	150.00		230.00
HAIR REMOVING CREAM (EU-CREAM)	TUBE	75.00	70.00	70.00	80.00	80.00		65.00
GEL MEDIUM SIZE	BOTTLE	80.00	60.00	80.00	120.00	150.00		160.00
DISPOSABLE RAZOR GILLET-II	EACH	50.00	50.00	50.00	45.00	50.00		50.00
SHAVING CREAM TOUCH-ME/ADM.	EACH	80.00	60.00	60.00	60.00	70.00		67.50
GOLD TEZABI 24 CT	10 GM.	52500.00	56000.00	58000.00	50600.00	52300.00		52554.00
SILVER TEZABI 24 CT	10 GM.	705.00	1200.00	1200.00	800.00	685.00		730.00
ARTIFICIAL JEWELLARY SET	SET	900.00	1150.00	1100.00	450.00	400.00		500.00
WRIST WATCH GENTS CITIZEN (ORIGINAL) ***	EACH	2550.00	2550.00	2500.00	2550.00	0.00		2500.00
WRIST WATCH LADIES CITIZEN (ORIGINAL) ***	EACH	2550.00	2500.00	2600.00	2500.00	2500.00		2500.00
WALL CLOCK QUARTZ AV.QLTY	EACH	475.00	450.00	450.00	650.00	500.00		600.00
SUITCASE REXIN (24"x16"x6")	EACH	1500.00	1200.00	1200.00	1433.33	2400.00		1000.00
TRUNK MEDIUM SIZE ***	EACH	1100.00	650.00	3000.00	766.67	2500.00		1200.00
PURSE LADIES (LEATHER) AVERAGE QUALITY	EACH	1000.00	400.00	350.00	466.67	575.00		575.00

7.11 Intercity Consumer Price November, 2018

			Value in Rupees
Description	Unit	Average	% Change
FOOD & NON-ALCOHOLIC BEVERAGES			
WHEAT	10 KG.	349.61	-1.34
WHEAT FLOUR FINE/SUPERIOR.	KG.	44.28	-0.50
WHEAT FLOUR AVG. QLTY	KG.	39.55	-0.46
WHEAT FLOUR BAG	10 KG.	390.66	-0.70
MAIDA	KG.	52.43	-0.10
SUJI	KG.	54.52	-0.68
BESAN AV. QLTY.	KG.	125.38	0.20
RICE BASMATI SUP. QLTY.	KG.	146.29	0.11
RICE BASMATI 385/386	KG.	93.17	0.93
RICE BASMATI BROKEN AV.QLTY	KG.	76.24	0.39
RICE IRRI-6 (SINDH/PUNJAB)	KG.	54.00	-0.39
VERMICELLI	KG.	86.21	-0.36
BREAD PLAIN MEDIUM SIZE	EACH	43.57	0.00
RUSK (PAPAY)	KG.	204.16	-1.20
BISCUITS-PACKED	PKT	38.81	0.00
BISCUIT-BAKERY (LOOSE)	250 GM	84.89	0.00
CORNFLAKS FAUJI 225 GM.	PKT	197.48	-0.92
SAMOSAS (VEGATABLE)	EACH	13.85	0.00
PASTRY AV.QLTY.	EACH	29.27	-0.61
PATTIES (VEGATABLES)	EACH	23.81	-0.76
NIMCO	250 GM	71.74	-0.18
CHIPS	250 GM	75.63	0.00
BEEF WITH BONE AV.QLTY.	KG	372.04	-1.34
MUTTON AV.QLTY.	KG	772.31	-1.10
CHICKEN FARM BROILER (LIVE)	KG	188.94	-12.88
FISH-RAHU MEDIUM SIZE	KG	300.30	-3.87
MILK FRESH (UNBOILED)	LTR.	86.11	-0.27
CURD	KG.	100.48	-0.15
MILK TETRA PACK 1/2 LTR.	PKT.	64.58	-0.19
LACTOGEN 400 GRAMS	PKT.	485.38	-0.08
POWDER MILK NIDO 400GM.	PKT	398.37	-1.94
MILK POWDER LOOSE/PACKED	KG.	504.19	-0.56
BUTTER LOCAL PACKED	50 GM.	34.33	-0.99
EGGS FARM	DOZ	120.81	-9.25
MUSTARD OIL AV.QLTY.	KG.	193.39	-0.07
COOKING OIL (DALDA)	2.5LTR	486.70	-0.72
COOKING OIL (PAKWAN) OTHER BRAND SPECIFY	2.5 LTR	436.38	-0.89
VEGETABLE GHEE TIN	2.5KG.	477.10	-0.75
VEGETABLE GHEE (LOOSE)	KG.	159.97	-1.25
DATES AV.QLTY.	KG.	182.51	-0.22
PISTACHIO AV.QLTY.	50 GM.	119.47	-3.91
ALMONDS WHOLE AV.QLTY.	KG.	730.33	-2.15
COCONUT DRY AV.QLTY.	KG.	423.16	0.94
RAISINS AV.QLTY.	50 GM.	26.21	-2.44
GROUNDNUTS (WITH SHELL)	KG.	225.72	-3.55
MALTA/MOSAMBI	DOZ	124.22	13.09
KINNU	DOZ	0.00	
APPLE	KG	115.62	-1.88
ALOO BUKHARA	KG	140.00	-100.00
POMEGRANATE (ANNAR)	KG	164.89	6.80
GRAPES	KG	183.05	-1.43
BANANAS	DOZ	60.02	0.53
MANGO KALMI	KG	0.00	

Contd.

7.11 Intercity Consumer Price November, 2018

Description	Unit	Value in Rupees	
		Average	% Change
GUAVA	KG	85.65	8.74
WATERMELON (TURBOOZ)	KG	0.00	
MUSKMELON (KHARBOOZA)	KG	0.00	
SWEETMELON (GARMA)	KG	0.00	
PULSE MASOOR (WHOLE)	KG.	105.81	-0.55
PULSE MASOOR (WASHED)	KG.	112.32	-0.95
PULSE MOONG (WASHED)	KG.	116.89	-1.96
PULSE MASH (WASHED)	KG.	148.60	-3.48
PULSE GRAM	KG.	120.48	-0.85
GRAM WHOLE BLACK AV QLTY.	KG.	117.95	-1.09
GRAM WHOLE YELLOW AV.QLTY	KG.	164.99	0.82
BEANS (LAL LOBIA)	KG.	149.86	-1.37
POTATOES	KG	33.66	-6.54
ONION	KG	32.49	8.13
TURNIP	KG	34.92	61.34
RADISH	KG	27.38	58.36
TOMATOES	KG	40.87	77.69
CABBAGE	KG	0.00	
CAULIFLOWER	KG	42.19	69.54
BRINJAL	KG	36.63	16.16
PUMPKIN	KG	46.33	1.51
BOTTLEGOURD	KG	42.23	16.62
LADY FINGER	KG	74.40	3.25
PEAS	KG	125.01	71.68
SPINACH	KG	26.57	10.24
TINDA	KG	81.50	9.31
TURAI	KG	69.75	-1.56
KARAILA	KG	76.23	24.41
ARVI	KG	59.02	0.97
CHILLIES GREEN	KG	80.76	12.48
CARROT	KG	54.17	30.74
COCUMBER (KHEERA)	KG	43.59	28.95
LEMON	250GM	41.54	5.99
SUGAR REFINED	KG.	55.44	0.05
GUR AV.QLTY	KG.	82.37	0.57
HONEY LANGANESE 500 GM.	BOTTLE	931.16	-1.25
MILO 200 GM.	BOTTLE	239.82	-0.92
CUSTARD POWDER RAFHAN 300 GM.	PKT	81.00	-0.15
TOFFEE (HILAL)	EACH	1.45	0.00
CHOWKELATE CANDY (SMALL SIZE)	EACH	5.40	0.00
SWEETMEAT (MIXED)	KG	358.34	-0.51
ICE CREAM WALLS	CUP.	46.03	-0.54
ICE	KG	11.80	2.12
JAM AHMED/MITCHELLES	BOTTLE	146.00	-0.42
SQUASH-MITCHELLES	BOTTLE	173.75	-0.07
ROOH AFZA	BOTTLE	189.63	0.00
JAM-E-SHIREEN	BOTTLE	197.75	-0.19
SAUNF	50 GM	19.46	-2.98
CINAMON LOOSE AV. QLTY	50 GM.	31.43	-2.04
CUMINSEED WHITE NATIONAL	50 GM.	68.33	-0.59
PEPPER BLACK NATIONAL	50 GM.	109.25	-0.11
CLOVES LOOSE AV.QLTY	50 GM.	94.36	-0.06
CARDAMOM LARGE LOOSE AV.QLTY	50 GM.	128.75	-0.93
CARDAMOM SMALL AV.QLTY	50 GM.	132.99	-2.79

Contd.

7.11 Intercity Consumer Price November, 2018

Value in Rupees			
Description	Unit	Average	% Change
SALT-POWDERED (LAHORI) LOOSE	KG.	12.20	0.00
SALT POWDERED (NATIONAL/SHAN)	PKT	29.44	-0.51
CHILLIES POWD.NATIONAL 200GM	PKT	132.94	-0.56
CHILLIES POWDER LOOS	KG.	336.36	-1.71
CORRIANDER SEED POWD.NATIONAL	PKT	106.62	-0.12
CORRIANDER SEED (LOOSE)	KG.	239.74	-0.28
TURMERIC POWD.NATIONAL 50GM	PKT.	39.23	-1.27
CURRY POWD. NATIONAL 200 GM	PKT.	87.51	0.00
TOMATO KETCHUP AHMED/MITCHL	BOTTLE	104.58	-0.67
PICKLES AHMED/MITCHELLES	BOTTLE	123.33	0.00
VINEGAR SYNTHETIC (SIRKA)	BOTTLE	84.58	-0.89
GARLIC	KG	130.43	-2.68
GINGER	KG	211.43	3.86
TAPAL DANEDAR TEA 200GM PACKET	PKT	195.75	-0.35
TEA LIPTON YELLOW LABEL 200GM.	PKT.	205.00	-0.97
TEA LOOSE KENYA AV.QLTY 250GM.	PKT.	169.43	-0.32
COFFEE-NESCAFE 75 GM. **	BOTTLE	354.54	-1.76
COLD DRINK (STANDARD SIZ)	BOTTLE	25.65	0.00
FRUIT JUICE TETRA PACK	PKT.	20.63	0.00
MINERAL WATER NESTLE 1.5 LTR	BOTTLE	52.81	0.00
ALCOHOLIC BEVERAGES & TOBACCO			
CIGARETTES K-2 10'S **	PKT	57.82	-0.45
CIGARETTES CAPSTAN 10'S **	PKT	60.88	-1.72
CIGARETTES GOLD LEAF 20'S	PKT	149.25	-0.50
CIGARETTES MORVEN GOLD 20'S	PKT	60.33	-1.87
BETEL LEAVES	50GM.	103.98	-0.65
BETEL NUTS	KG.	1449.43	2.55
CLOTHING & FOOTWEAR			
LONG CLOTH 57" GUL AHMED/AL-KARAM	METER	262.98	-0.79
SHIRTING AV.QLTY.	METER	200.95	-0.67
PANT CLOTH W & WEAR AV.QLTY	METER	432.37	-1.27
LAWN PRINTED GUL AHMED/AL-KARAM	METER	310.82	-0.28
GEORGETTE AV.QLTY	METER	157.96	-5.36
LINEN AV.QLTY ***	METER	166.26	-0.49
HEAVY WT SUITING LAWERNCPUR AVG QLTY	METER	1605.72	-4.06
HEAVY WT SUITING LAWERNCPUR SUP QLTY	METER	2089.96	-2.87
TROPICAL SUITING LAW.PUR	METER	1318.51	-3.60
PANT BOY 24"/26" LENGTH.	EACH	575.01	-0.51
SHIRT BOY 24"/26" LENGTH	EACH	468.62	-0.33
SCHOOL UNI. PANT,SHIRT BOYS	SUIT	822.73	-0.55
SCHOOL UNI. KAMEEZ,SHAL.BOYS	SUIT	756.51	-0.46
SCHOOL UNI. KAMEEZ,SHAL.GIRL	SUIT	792.47	-0.95
FROCK W/WEAR GIRLS	EACH	1364.67	-0.82
AWAMI-SUIT W & W(BOY) 24"/26	SUIT	1140.59	-0.33
AWAMI-SUIT W&W (GENTS)AV.QLTY	SUIT	1461.23	-0.19
PULLOVER GENTS OXFORD/BON.	EACH	3255.17	-5.30
PULLOVER LADIES OXFORD/BON.	EACH	3034.75	-5.05
PULLOVER (GENTS) OTHERS A.QLTY	EACH	1099.84	-5.10
SECOND-HAND COAT FOR MEN	EACH	479.07	-3.53
SECONDHAND SWEETER FOR MEN DUP QLTY	EACH	349.81	-4.67
SECONDHAND WINTER JACKET	EACH	469.83	-3.57
UNDERWEAR AV.QLTY MEDIUM SIZE	EACH	147.66	-2.34
VEST FOR MEN AV.QLTY.	EACH	150.00	-1.50
VEST/SHAMEEZ (WOMEN) AVG. QLTY	EACH	179.71	-1.60

Contd.

7.11 Intercity Consumer Price November, 2018

			Value in Rupees	
Description	Unit	Average	% Change	
SOCKS NYLON (PAKISTANI)	PAIR	94.69	0.00	
BRASSIER AV.QLTY.	EACH	186.92	-0.33	
BRASSIER SUP QLTY	EACH	429.66	-0.98	
DOPATTA GEORGETTE AV.QLTY.	EACH	325.17	-1.03	
DOPATTA COTTON AV GLTY	EACH	264.70	0.03	
CHADDAR (W/WEAR) (2x2.5 MTR)	EACH	521.18	-2.44	
LUNGI/DHOTI(COTTON) AVG. QLTY	EACH	336.47	-0.22	
HANDKERCHIEF AVG. QLTY PAK	EACH	46.93	-0.53	
HANDKERCHIEF SUP. QLTY PAK	EACH	76.44	-0.17	
GLOVES AV QLTY	PAIR	124.10	-1.81	
AZARBAND COTTON AVG. QLTY	EACH	20.92	-1.53	
SEWING THREAD/REEL(ASLI PARI)	EACH	7.30	-0.82	
WASHING CHARGES PAINT & SHIRT	SUIT	114.08	-0.14	
DRY CLEANING SUIT COAT PANT	SUIT	385.08	-0.34	
WASHING CH. (KAMIZ-SHALWAR)	PAIR	82.81	-1.18	
TAILORING SHIRT	EACH	472.08	-0.08	
TAILORING CHARGES PANT (MEN)	EACH	776.91	-0.08	
TAILORING COAT-PANT SUIT	SUIT	4422.44	-0.42	
TAILORING AWAMI-SUIT (MALE)	SUIT	667.92	-0.52	
TAILORING SUIT FEMALE	SUIT	578.25	-0.66	
GENTS SHOES PAUL BATA	PAIR	1204.00	0.00	
GENTS SANDAL BATA	PAIR	699.00	0.00	
GENTS SPOUNG CHAPPAL BATA	PAIR	199.00	0.00	
LADIES SANDAL BATA	PAIR	599.00	0.00	
LADIES SPOUNG CHAPPAL BATA	PAIR	199.00	0.00	
CHILD SHOE POWER LITE BATA	PAIR	699.00	0.00	
GENTS SHOE, ART 1109 SERVICE	PAIR	999.00	0.00	
NYLON JOGGER 27 SIZE 2-5 ***	PAIR	1399.00	0.00	
CHINA FOOT WEAR AV. QLTY (MALE) *	PAIR	765.59	-2.55	
CHINA FOOT WEAR AV. QLTY (FEMALE) *	PAIR	586.75	-2.70	
CHINA FOOT WEAR AV. QLTY (CHILDREN) *	PAIR	494.54	-1.84	
SHOE REPAIR HALF SOLE	PAIR	115.48	0.00	
SHOES POLISH CHARGES AVERAGE SHOP	PAIR	22.42	-0.45	
HOUSING, WATER, ELECT,GAS & OTH FUEL				
HOUSE RENT (combined)	MONTH	7899.65	0.00	
rent 2	pm	7899.65	0.00	
RENT3	PM	7899.65	0.00	
RENT4	PM	7899.65	0.00	
RENT5	PM	7899.65	0.00	
RENT6	PM	7899.65	0.00	
SYNTHETIC ENEMAL ROBIALAC BALTI 3.64 LTR.	EACH	2195.05	-1.73	
SYNTHETIC ENEMAL ICI BALTI 3.64 LTR.	EACH	2307.65	-1.36	
CEMENT (LOCAL) SPECIFY BRAND NAME	BAG	601.60	-0.10	
BRICKS (NEW) IST CLASS	P/1000	8248.89	-2.30	
CEMENT BLOCKS (6"x8"x12")	P/100	3201.92	-0.78	
BAJREE	100CFT	4461.48	-0.03	
SAND (BLACK PIT SAND)	K100CFT	2419.39	1.17	
TIMBER SHESHAM LOG IST QUALITY	cubmt.	64183.34	-1.23	
IRON BAR (M.S. BAR) 1/2"	P/TON	98850.00	-0.84	
CARPANTER WAGE RATE	P/DAY	1046.06	-2.03	
MASON (RAJ) WAGE RATE	P/DAY	1140.77	-2.01	
UNSKILLED LABOUR WAGE RATE	P/DAY	633.63	-2.44	
PLUMBER WAGE RSTE	P/DAY	1040.36	-1.97	
ELECTICIAN WAGE RATE PER DAY **	P/DAY	935.50	-0.67	

Contd.

7.11 Intercity Consumer Price November, 2018

		Value in Rupees		
Description	Unit	Average	% Change	
ELECTICIAN WAGE RATE PER POINT **	P/PNT	141.10	0.00	
WATER CHARGES PER HOUSE	P/MONTH	149.88	0.00	
ELECT.CHARGES UPTO 50 UNITS	P/UNIT	2.00	0.00	
ELECT.CHARGES 01 - 100 UNIT	P/UNIT	6.18	0.00	
ELECT.CHARGES 101 - 300 UNIT	P/UNIT	9.54	0.00	
ELECT.CHARGES 301 - 1000 UNIT	P/UNIT	16.39	0.00	
ELECT.CHARGES ABOVE 1000 UNIT	P/UNIT	18.39	0.00	
ELEC	PM	10.50	0.00	
GAS CHRg upto 3.3719 MMBUT	MMBTU	145.08	0.00	
GAS CHRg 3.3719 - 6.7438 MMBUT	MMBTU	308.88	0.00	
GAS CHRg 6.7438 - 10.1157 MMBUT	MMBTU	321.75	0.00	
GAS CHRg10.1157 - 13.4876 MMBUT	MMBTU	1310.40	0.00	
GAS	PM	1708.20	0.00	
GAS	PM	758.86	0.00	
KEROSENE OIL	LTR	119.54	-2.27	
FIREWOOD WHOLE	40 KG.	565.94	-1.55	
FURNISHING HOUSE HOLD EQUIPMENTS				
CHAIR SHESHAM WOOD WITH ARMS **	EACH	2507.74	-1.25	
CHAIR PLASTIC (CHAIRMAN) AVERAGE QUALITY	EACH	879.28	-1.02	
TABLE SHESHAM WOOD (4X2X5") ***	EACH	6492.20	-1.47	
SOFASET WOODEN WITH FOAM SEAT **	SET	19577.72	-0.79	
COT IRON (WITH NIWAR)AV.QLTY.	EACH	2479.93	-0.66	
ALMIRAH (STEEL) 6'X3' 20 GUAGE	EACH	11077.62	-1.34	
DINNING TABLE 6 CHAIRS A.QLTY	SET	24127.68	-0.64	
SINGLE BED WITHOUT FOAM MED.	EACH	7527.49	-1.09	
MATRESS SINGLE(4"THICK)	EACH	5749.85	-0.57	
FARSHI DARI 12'X9' AV.QLTY	EACH	1423.45	-0.40	
DARI COTTON (6'x2 1/2') AV.QL	EACH	654.75	-0.38	
CARPET PLAIN AV. QLTY	SQFT.	46.64	-0.75	
QUILT (LIHAF) 3 KG. COTTON	EACH	1053.61	-0.89	
BLANKET (90" x 54")	EACH	3931.26	-1.42	
BEDSHEET SINGLE BED SUP.QLTY	EACH	732.60	-1.15	
BED SHEET DOUBLE WITH TWO PILLOW COVERS SUP QLTY	SET	1379.88	-0.64	
TOWEL(3'x2') AV. QALTY	EACH	301.66	-1.66	
CEILING FAN 48" SUPER QLTY **	EACH	3467.11	-0.07	
PEDESTAL FAN 22" SUPER QLTY	EACH	4574.19	-0.14	
REFG. DAWLENCE 10 CFT. D.DOOR	EACH	34121.46	-1.85	
D-FREEZER WAVES 8 CFT.	EACH	32474.97	-0.58	
AIRCONDITIONER 1.5 TON PEL	EACH	43410.00	0.00	
SPLIT AIR CONDITIONER 1.5 TON (SPECIFY BRAND NAME)	EACH	48731.73	-0.97	
AIRCOOLER SUPER ASIA	EACH	13462.29	-0.51	
WASHING MACHINE SINGER	EACH	17098.75	-1.83	
SEWING MACHINE(SINGER)	EACH	7684.13	-3.22	
GIZER LARGE SIZE 30 GALLON CAPACITY SUP QLTY	EACH	20089.06	-2.12	
GAS BURNER DOUBLE SPFY.BRAND	EACH	2097.14	-0.46	
ELECT. IRON PHILIPS MDL.1120	EACH	2247.50	-1.90	
ELECTRIC JUICER FOR APPLE	EACH	5824.06	-1.06	
S.STEEL DEGHCHI MEDIUM SIZE ***	EACH	716.07	-0.94	
ALUMINIUM COOKING PAN (DEGCHI) MED SIZE	EACH	709.34	-1.20	
NON STICK COOKING PAN (DEGCHI) SUP. QLTY	EACH	1107.38	-0.72	
FRYING PAN STEEL AVG. QLTY MED. SIZE	EACH	468.10	-1.60	
TAWA IORN (MEDIUM SIZE) AVG. QLTY	EACH	368.23	-1.24	
S.STEEL PLATE A.QLTY.(M.SIZE)	EACH	83.19	-0.30	
TABLE SPOON S.STEEL SUP.QLTY.	DOZEN	439.61	-1.01	

Contd.

**7.11 Intercity Consumer Price
November, 2018**

			Value in Rupees	
Description	Unit	Average	% Change	
WATER SET JUG+6 GLASSES (OMROC)	SET	605.54	-0.25	
TEA SET PAK. CHINAWARE 21 PCS.	SET	2309.97	-2.00	
DINNER SET PLASTIC 72 PIECES SUPERIOR QLTY	SET	6137.28	-0.49	
HOTPOT SET PLASTIC 3 PCS.	SET	1520.92	-2.00	
BUCKET(BALTI) PLASTIC MED.SIZ	EACH	366.50	-1.16	
LOTA PLASTIC (MED SIZE) AVERAGE QUALITY	EACH	63.83	0.00	
PRESURE COOKER 4 LTR.	EACH	1666.48	-1.40	
WATER COOLER 9/10 LTR.PLASTIC ***	EACH	707.93	-1.41	
THERMOS STARVAC 1 LTR	EACH	626.51	-1.95	
BULB PHILIPS 100-WATTS	EACH	36.36	-1.93	
TUBE LIGHT PHILIPS 40 WATTS	EACH	118.00	-1.06	
ELECTRIC BLUBS "0" WATTE LOCAL	EACH	23.55	-0.51	
ELECTRIC BLUB ENERGY SAVER 14 WATTS	EACH	173.69	-0.29	
WASHING SOAP 250 GMS SPECIFY BRAND NAME	EACH	36.10	-2.11	
SURF EXCEL 400 GMS POLY BAG	EACH	131.93	-0.91	
WASHING POWDER 1000 GRM	EACH	183.63	-1.96	
WASHING POWDER (WHEEL/ BONUS) 100 GRAMS	EACH	99.72	-0.64	
CLEANSER POWDER VIM 1000 GM	PKT.	84.85	-0.94	
FINIS 500 ML	BOTTLE	211.90	-0.15	
PHNYLE TYPHONE/FINIS/CARRANITE 3 LITRES	BOTTLE	159.65	-0.85	
HARPIC	BOTTLE	171.94	-2.11	
BOOT POLISH CHERRY/KIWI 50ML	EACH	127.75	-3.04	
ROBIN BLUE (35 GRAMS)	PKT.	52.81	-2.37	
TISSU PAPER PERFUMED 100 PCS.	PKT	121.96	-0.11	
TOILET PAPER ROLL (R.PETEL)	P/ROLL	45.88	0.00	
BOOT POLISH LIQUID CHEERY BLOSSOM KIWI 75 ML	BOTTLE	154.44	-0.49	
MATCH BOX SMALL	EACH	2.39	-1.26	
DRY CELL 1.5 VOLT(LOCAL)	EACH	26.68	0.00	
HAND STITCHING NEEDLE M.SIZE	PACKET	8.22	0.00	
SEWING MACHINE NEEDLE (SINGER)	EACH	6.81	0.00	
HOUSEHOLD SERVANT FEMALE P/T	P/MNTH	2159.05	-0.29	
MARRIAGE HALL WITH FURNITURE	P/HEAD	128.62	-0.10	
HEALTH				
SEPTRAN TABLETS	10TAB.	19.60	-0.31	
BRUFEN TABS 200-MG.	10TAB.	10.57	0.00	
PANADOL TAB. EXTRA/PLAIN	10TAB.	12.95	-0.69	
DISPRIN TAB.	10TAB.	13.44	-0.52	
TRISIL TAB.	10 TAB	11.36	0.00	
FLAGYL TAB. 200 MG.	10TAB.	11.93	-0.84	
VENTOLIN TAB. 2MG.	10TAB.	10.28	0.00	
DAONIL TAB. 5 MG.	10TAB.	17.14	0.00	
ENTOX TAB.	10TAB.	14.88	0.00	
RENITEC TAB. 5 MG.	10TAB.	59.56	-0.40	
CAC. 1000 TAB	BOTTLE	131.17	-0.47	
AMOXIL CAPSOLE 250 MG.S	10CAP.	36.65	-0.11	
CALCIUM SYRUP SANDOZ	BOTTLE	64.12	0.00	
LEDERPLEX SYRUP	BOTTLE	52.66	0.74	
SANCOS SYRUP (50 ML.)	BOTTLE	39.42	-8.24	
PHENERGAN SYRUP 120 ML.	BOTTLE	34.70	-1.07	
CALPOL SYRUP 60 ML.	BOTTLE	34.41	-0.46	
HYDRYLLIN SYRUP 120 ML.	BOTTLE	69.05	0.36	
POLYFAX EYE OINTMENT	TUBE	22.18	-0.45	
BETNESOL EYE DROPS	BOTTLE	34.20	-0.15	
EAR DROPS (CARDISPORINE) ***	BOTTLE	22.60	0.00	

Contd.

7.11 Intercity Consumer Price November, 2018

			Value in Rupees	
Description	Unit	Average	% Change	
BETNOVATE-N OINTMENT 5 GMS	TUBE	25.15	-0.32	
BURNOL CREAM 30 GRM	TUBE	55.47	0.00	
VICKS VAPORUB/BALM	BOTTLE	36.20	0.00	
GLYCRINE SMALL BOTTLE	BOTTLE	28.21	0.00	
JOUHAR JOSHANDA	PKT.	9.88	-0.40	
GALXOS-D (450 GRMS)	PKT.	154.21	0.00	
GRIPE-WATER WOODWARDS	BOTTLE	60.00	0.00	
SANIPLAST ONE PUTTY	EACH	1.90	-0.53	
O.R.S. (NIMCOL)	PKT.	17.55	-0.11	
DETTOL (MEDIUM)	BOTTLE	118.25	-7.82	
COTTON BANDAGE 2" - 4"	EACH	11.05	-0.54	
THERMOMETER CHINA	EACH	50.25	-2.11	
DOCTOR (MBBS) CLINIC FEE	P/PAT.	229.86	-0.52	
URINE TEST (DR) CHARGES	P/TEST	133.66	-0.04	
BLOOD TEST (CP) CHARGES	P/TEST	309.28	-0.33	
SUGAR TEST (RANDOM/FASTING BOTH) CHARGES	P/TEST	196.63	0.00	
ECG CHARGES	P/TEST	264.56	0.00	
X-RAY (CHEST) CHARGES	P/X-RAY	366.55	-0.34	
TRANSPORT				
CAR SUZUKI 800 CC (W/O. A/C)	EACH	823675.00	-0.72	
CAR SUZUKI 1000 CC	EACH	1410107.14	-0.74	
CAR TOYOTA 1300 CC	EACH	2186246.88	-3.68	
CAR HONDA CIVIC	EACH	2909256.94	-1.66	
MOTORCYCLE HONDA CD-70.	EACH	66386.54	-1.18	
MOTORCYCLE YAMAHA 100CC.	EACH	79709.09	0.00	
MOTOR CYCLE HERO 70 CC	EACH	45545.45	-0.31	
BICYCLE WITH TYRES & TUBES	EACH	8156.20	-1.13	
TYRE CAR WITH TUBE GENERAL	EACH	3367.81	-1.13	
TYRE MOTOR CYCLE WITHOUT TUBE	EACH	1222.11	-3.38	
TYRE CYCLE SPECIFY BRAND NAME	EACH	397.02	-3.57	
TYRE CAR W/O TUBE	EACH	3171.89	-1.16	
PETROL SUPER	LITRE	97.83	-5.11	
HIGH SPEED DIESEL HSD	LITRE	112.94	-5.64	
CNG	K.G.	94.50	-3.19	
GAS CYLINDER STAND. SIZE	EACH	1408.88	8.28	
MOTOR CYCLE SERVICE CHARGES	EACH	295.09	0.00	
CAR SERVICE CHARGES	EACH	375.48	-0.58	
TYRE PUNCTURE CHARGES	EACH	74.41	0.00	
CYCLE OVERHAULING CHARGES	EACH	329.86	0.00	
CAR TAX FOR 800CC TO 1300CC	YEARLY	1840.80	0.00	
TRAIN FARE ECO. 1-100 KM.	P/KM.	1.79	0.00	
TRAIN FARE ECO. 101-500 KM.	P/KM.	1.26	0.00	
TRAIN FARE ECO. > 500 KM.	P/KM.	0.88	0.00	
TRAIN FARE IST SLP. 1-100KM	P/KM.	2.85	0.00	
TRAIN FARE IST SLP.101-500 KM	P/KM.	2.28	0.00	
TRAIN FARE IST SLP. > 500 KM	P/KM.	1.49	0.00	
TRAIN FARE A/C SLP. 1-100KM.	P/KM	5.60	0.00	
TRAIN FARE A/C SLP.101-500KM	P/KM.	5.02	0.00	
TRAIN FARE A/C SLP > 500KM.	P/KM	3.71	0.00	
PLATEFORM TICKET	EACH	9.85	0.00	
AUTO RICKSHAW FARES	KM/MIN	62.44	-0.42	
FULL TONGA CHARGES	KM/MIN	65.64	0.00	
TAXI 4 SEATER FARE	KM/MIN	87.44	-0.30	
BUS FARE MIN (WITHIN CITY)	TICKET	12.18	0.00	

Contd.

**7.11 Intercity Consumer Price
November, 2018**

Description	Unit	Value in Rupees	
		Average	% Change
BUS FARE MAX (WITHIN CIT	TICKET	22.76	0.00
BUS FARE OUTSIDE CITY	P/KM.	1.25	0.00
A/C BUS FARE OUTSIDE CITY	P/KM.	1.95	-0.51
MINIBUS FARE MIN.WITH IN CITY	TICKET	14.64	0.00
MINIBUS FARE MAX.WITH IN CITY	TICKET	20.83	0.00
SUZUKI FARE MIN.WITH IN CITY	TICKET	13.22	0.00
SUZUKI FARE MAXIMUM W.IN CITY	TICKET	21.45	0.00
AIR FARE ECONOMY CLASS.	P/KM.	23.03	0.00
COMMUNICATION			
POSTAL ENVELOPE DOMESTIC	EACH	8.05	0.00
ENVELOPE FOR SAUDI ARABIA	EACH	50.70	-0.24
POSTAL REGISTRATION CHARGES	EACH	37.43	0.00
U.M.S. REG CHARGES MIN.	EACH	59.14	0.00
T.C.S. CH. MIN.WITH IN ZONE	EACH	200.00	0.00
TELEPHONE CHARGES LOCAL CALL	P/CALL	4.65	0.00
TEL CHARGES OUT SIDE CITY	P/CALL	4.65	0.00
INTERNET CHARGES	P/HOUR	34.74	-0.72
MOBILE CELL CHARGES	P/UNIT	3.14	0.00
FAX CHARGES (LOCAL)	P/PAGE	20.50	-2.15
TELEPHONE SET AV. QLTY	EACH	997.74	-0.94
MOBILE SET NOKIA/SONY/ERICSON/SAMSUNG WITHOUT CAMERA	EACH	3021.46	-0.70
RECREATION AND CULTURE			
T.V. 20" COLORED WEGA H-A21.	EACH	19861.46	0.00
T.V 20" COLOR CHINA/KORIA)	EACH	11473.33	0.00
V.C.P. PANASONIC/LG/NAT	EACH	5432.61	0.00
DVD/VCD PLAYER PANASONIC/LG	EACH	4288.43	0.00
RADIO WITH C.PLAYER NATIONAL	EACH	2361.05	0.00
PERSONNEL COMPUTER (BRANDED)	EACH	46989.19	-0.97
VID. CASSETTE BLK. TDK/SONY	EACH	144.62	0.00
COM. C.D. (TDK/IMATION)	EACH	54.20	0.00
TAPE RECORDER CASSETTE BLANK	EACH	47.25	0.00
VIDEO GAME SEGA 16 BYTE	EACH	1320.59	0.00
CINEMA A/C. HIGH CLASS	TICKET	207.92	-2.01
CINEMA NON-A/C HIGH CLASS	TICKET	100.86	0.00
CABLE CHARGES	PER MONT	310.09	0.00
TV.LICENCE FEE DOMESTIC	YEARLY	420.00	0.00
ENGLISH BOOK CLASS V1	EACH	70.89	0.00
ENGLISH BOOK CLASS IX OR X	EACH	100.49	0.00
ENG. BOOK IST.YR COMPLETE SET	EACH	93.27	-0.32
ENGLISH BOOK BA/B.SC	EACH	209.50	0.00
URDU BOOK CLASS V (T.B.BORD)	EACH	64.47	0.00
URDU BOOK CLASS IX/X(T.B.B)	EACH	111.23	-0.04
URDU BOOK IST.YEAR/INTER	EACH	64.83	0.00
URDU BOOK BA/B.SC	EACH	152.25	0.00
MATHS BOOK CALSS V (T.B.B)	EACH	92.61	0.00
MATHS BOOK CLASS IX OR X	EACH	194.18	0.00
MATHS BOOK IST.YEAR (T.B.B)	EACH	150.03	-1.57
PAKISTAN STUDIES BOOK BA/B.SC	EACH	182.94	-0.07
DAILY "DAWN"	P/COPY	22.00	0.00
DAILY "JANG"	P/COPY	20.00	0.00
DAILY "NAWA-E-WAQT"	P/COPY	20.00	0.00
WEEKLY "AKHBAR-E-JAHAN"	P/COPY	60.00	0.00
WEEKLY "MAG"	P/COPY	50.00	0.00
MONTHLY "NAUNEHAL DIGEST"	P/COPY	35.50	0.00

Contd.

7.11 Intercity Consumer Price November, 2018

		Value in Rupees		
Description	Unit	Average	% Change	
PAPER FOOLSCAPE (27"x17")	QUIRE	42.42	-1.91	
EXERCISE.BOOK LINED 80/100 PGS	EACH	53.38	-0.94	
PENCIL.GOLDFISH/DEER	EACH	7.93	-0.88	
PEN INK DOLLOR 57 ML BOTTLE	EACH	23.65	-1.06	
PHOTOSTATE PAPER 70 GM	PRT	448.66	-3.04	
BALL PEN (local)	EACH	8.11	0.00	
FOUNTAIN PEN HERO/WINGS/CHINA	EACH	50.79	0.00	
EDUCATION				
PRIVATE SCHOOL FEE ENGLISH MEDIUM AVERAGE STANDARD (CLASS I)	PER MONTH	1764.61	0.00	
PRIVATE SCHOOL FEE ENGLISH MEDIUM AVERAGE STANDARD (CLASS V)	PER MONTH	1933.30	0.00	
PRIVATE SCHOOL FEE ENGLISH MEDIUM AVERAGE STANDARD (CLASS VI)	PER MONTH	2126.93	0.00	
PRIVATE SCHOOL FEE ENGLISH MEDIUM AVERAGE STANDARD (CLASS X)	PER MONTH	2424.13	0.00	
PRIVATE MEDICLE COLLEGE FEE MBBS (1ST YEAR)	PER MONTH	55885.61	0.00	
PRIVATE ENGINEERING COLLEGE FEE (ISTR YEAR)	PER MONTH	13181.38	0.00	
GOVT. COLLEGE FEE IST. YEAR	MONTH	55.94	0.00	
GOVT. COLLEGE FEE 4TH. YEAR	MONTH	69.36	0.00	
GOVT. UNIVERSITY FEE MSC.	MONTH	1031.03	0.00	
GOVT. MED. COLLEGE FEE MBBS	MONTH	1835.35	0.00	
GOVT. ENGG. COLL. FEE I YEAR	MONTH	2519.15	0.00	
COACHING FEE FOR CLASS IX/X	PER MONTH	1480.94	0.00	
COACHING CHARGES FOR CLASS IST YEAR/INTER (SCIENCE)	PER MONTH	2172.30	0.00	
COACHING CHARGES FOR CLASS IST YEAR/INTER (COMMERCE)	PER MONTH	1840.54	0.00	
I.T. TUITION FEES	PER MONTH	3070.07	0.00	
MBA TUITION FEES	PER MONTH	7767.07	0.00	
RESTAURANTS AND HOTELS				
BREAD TANDOORI ST. SIZE	EACH	8.10	0.00	
COOKED MUTTON (AV. HOTEL)	PLATE	196.85	-1.17	
COOKED BEEF (AV. HOTEL)	PLATE	113.15	-0.55	
COOKED DAL (AV. HOTEL)	PLATE	62.99	-0.21	
CHICKEN BIRYANI FULL/DOUBLE	PLATE	153.97	-0.25	
TEA PREPARED (ORDINARY)	CUP	21.72	0.00	
MISCELLANEOUS GOODS AND SERVICES				
HAIRCUT CHARGES FOR MEN	P/CUT	90.15	-0.17	
BEAUTY PORL HAIR STYL CHARGE	P/STY.	327.75	-0.09	
SHAVING CHARGES	PER SHV	50.88	-0.28	
LIPSTICK S.MISS/MEDORA	EACH	120.79	0.00	
NAIL POLISH S.MISS/MEDORA	EACH	102.06	-0.98	
PERFUME MED.SIZE MEDORA/BROACH	EACH	206.28	-0.48	
HAIR-OIL AMLA/CHAMBELI	BOTTLE	129.69	-0.19	
TOILET SOAP LUX 95 GRAMS	EACH	43.27	-0.12	
TOILET SOAP LIFEBOUY 140 GRM	EACH	46.63	-0.17	
TOILET SOAP SAFEGUARD BATH SIZE	EACH	54.05	-1.15	
TOOTHPASTE MACKLINES 70 GRM	EACH	50.38	0.00	
TOOTHPAST MED SIZE CLGATE 70 GMS	EACH	75.74	-0.46	
TOOTHBRUSH SHEILD A/PLAUQUE	EACH	45.78	0.00	
TOOTHPOWDER DENTONIC 90 GRM	EACH	36.68	-3.87	
HAIR-COLOUR BEGIN (6 GMS)	EACH	117.25	-0.64	
HAIR COLOUR (KALAKOLA)	BOTTLE	131.00	0.00	
FACECREAM PONDS (MEDIUM)	EACH	128.00	-1.95	
TALC POWDER VICE ROAY,B.CAT	EACH	158.19	-0.71	
BLADE TREET ORDINARY 10'S	PKT.	38.57	-1.79	
BLADE 7-O-CLOCK STAIN. 5'S	PKT.	37.14	-1.35	
SHAMPOO SUNSILK/PAINTIN 100 ML	BOTTLE	106.62	-0.32	
BEAUTY CREAM (FAIR & LOVELY)	EACH	168.98	-2.89	
HAIR REMOVING CREAM (EU-CREAM)	TUBE	71.50	-0.70	
GEL MEDIUM SIZE	BOTTLE	115.69	-0.43	
DISPOSABLE RAZOR GILLET-II	EACH	47.33	-0.78	
SHAVING CREAM TOUCH-ME/ADM.	EACH	71.44	-0.35	
GOLD TEZABI 24 CT	10 GM.	52201.72	1.00	
SILVER TEZABI 24 CT	10 GM.	747.98	0.87	
ARTIFICIAL JEWELLARY SET	SET	884.70	-0.60	
WRIST WATCH GENTS CITIZEN (ORIGINAL) ***	EACH	4347.52	0.00	
WRIST WATCH LADIES CITIZEN (ORIGINAL) ***	EACH	4074.44	0.00	
WALL CLOCK QUARTZ AV.QLTY	EACH	635.64	-0.92	
SUITCASE REXIN (24"x16"x6")	EACH	1430.43	-1.01	
TRUNK MEDIUM SIZE ***	EACH	1841.96	-0.90	
PURSE LADIES (LEATHER) AVERAGE QUALITY	EACH	925.02	-0.07	

8. PUBLIC FINANCE

8.1 Customs Revenue Receipts

(Million Rupees)

S. No.	Description	Annual				
		2013-14	2014-15	2015-16	2016-17	2017-18
1	Meat, fish and their preparations	253.87	322.60	470.73	762.62	896.4
2	Milk, butter, cheese and honey	2879.15	5371.62	4577.30	8016.49	9047.95
3	Fruits, nuts and vegetables	2368.46	2830.70	5718.73	7889.02	8148.07
4	Coffee, nuts and vegetables	3713.70	4202.54	6385.82	7350.95	8353.24
5	Oil-seeds and miscellaneous fruits	176.67	1117.13	2765.29	4961.77	7171.06
6	Vegetable plaiting materials	998.91	828.97	852.59	1002.42	2504.82
7	Animal and vegetable fats and oil	20658.72	21183.29	25910.37	24944.14	28204.82
8	Sugar and confectionery	383.73	523.17	818.76	922.40	981.11
9	Edible, preparation of cereal & vegetables	3991.29	5319.78	6788.91	8131.78	11591.22
10	Beverages, spirits and vinegars	179.36	228.65	279.05	345.93	500.63
11	Residues on waste from the food industries prepared animal fodder	141.58	2622.94	4359.11	3098.34	1462.14
12	Tobacco	213.57	136.15	164.87	181.10	357.06
13	Mineral, fuel, oils and products thereof	16760.58	24413.27	37991.81	60920.70	70649.82
14	Chemicals and chemical products	8239.32	10379.73	11883.91	12135.39	15208.16
15	Pharmaceutical products	2111.88	2507.92	3032.98	3734.25	4340.8
16	Dyes, colours, paints and varnishes	3611.13	4077.15	4838.49	5407.91	6442.8
17	Perfumery, soap and toilet preparations	4894.55	6321.37	7740.78	8878.55	13107.35
18	Albuminodal substances modified stareehes gulesenzymes	287.14	488.59	626.50	850.27	1204.9
19	Matches and other explosives	25.30	18.81	37.11	32.99	46.15
20	Photographic and cinematographic goods	1583.89	1823.38	2544.33	2484.43	3244.48
21	Plastic & articles thereof	11055.67	13198.11	15812.87	17041.90	21793
22	Rubber and articles thereof	2395.14	3179.46	6472.21	7999.88	11723.27
23	Leather articles and footwear	2051.86	2459.12	3303.33	4484.34	6691.32
24	Wood & articles of wood wood charcoal	542.99	837.99	1301.24	1662.87	1760.58
25	Wood, paper and stationery	6085.09	8503.06	9412.67	10291.25	12782.73
26	Silk yarn and fabrics	139.29	316.29	422.13	333.92	203.92
27	Fabrics of wool, flax ramle metal vegetable	706.41	1039.73	1355.32	1650.64	1924.27
28	Cotton, Textile fabrics, Paper Yarn	2065.56	1057.36	2567.15	2076.10	1770.52
29	Yarn and fabrics of man-made fiber	8773.16	11587.37	13433.31	14154.79	13742.12
30	Carpets & other floor covering	285.80	328.81	430.79	442.05	483.96
31	Special Woven Fabrics and Variety (58)	352.95	454.87	552.60	680.96	871.6
32	Textile articles including knitted & crocheted goods	2627.81	3551.13	5298.75	7337.85	8547.54
33	Other madeup textile articles, set worm clothing & textile articles rugs	1375.49	1620.10	2501.88	2701.36	2644.49
34	Glass and earthen-ware	4459.56	5938.18	8998.91	9493.64	15456.73
35	Precious metal, stones, pearls & imitation jewellery	65.58	90.60	207.56	249.66	544.16
36	Iron and steel manufactures	9211.16	17154.45	40140.83	44840.32	53266.14
37	Metals other than gold,silver,iron & steel	1866.33	2518.70	4481.37	5437.41	6326.9
38	Cutlery, tools articles of base metals	1324.08	1608.30	2264.13	2565.87	3398.55
39	Machinery and mechanical appliances	13742.20	20289.00	26190.69	35628.20	38984.79
40	Electric machinery and equipment	11325.52	22583.98	21382.12	26093.07	30930.53
41	Railway and tramway plant and rolling stock	447.75	1147.92	299.92	910.62	459.74
42	Motor and other vehicles	36314.43	49408.87	61946.64	78312.99	97094.33
43	Ships, boats and aircraft's	79.44	1045.69	3823.94	3315.75	4343.18
44	Clocks and watches and parts thereof	66.04	61.53	154.00	170.98	248.08
45	Arms and ammunitions	317.19	336.89	103.86	177.64	140.34
46	Toys, games and sports goods	346.34	488.01	967.27	1415.31	2733.46
47	Sub-total (1 to 46)	191495.64	265523.28	361612.93	441520.82	532329.23
48	All other articles	58234.50	49707.26	56561.39	65628.41	88792.96
49	Gross Collection (47 to 48)	249730.14	315230.54	418174.32	507149.23	621122.19
50	Refund & Rebates	8731.76	9090.69	11993.96	11095.46	14751.26
51	Net collection (54-55)	240998.38	306139.85	406180.36	496053.77	606370.91
52	Total imports duty	233783.87	283865.95	377416.18	454814.09	538019
53	1 % Ware House Charges	1182.93	808.69	648.13	551.69	853.22
54	Miscellaneous	4469.01	5010.68	5613.38	7995.51	11677.59
55	Export duties	475.78	495.05	580.79	639.20	858.88
56	25% Export Development Charges	6119.22	5921.88	5365.62	5340.73	6129.02
57	Regularly Duty	3699.32	19128.26	28549.96	37771.99	63584.41

Contd.

8.1 Customs Revenue Receipts

(Million Rupees)

S. No.	Description	Monthly			
		Nov,2017	Dec,2017	Jan,2018	Feb,2018
1	Meat, fish and other preparations	182.30	187.78	50.67	52.52
2	Milk, Butter, Cheese and Honey	768.57	570.99	903.66	561.51
3	Fruits, nuts and vegetables	1653.10	1090.25	424.01	140.94
4	Coffee, nuts and vegetables	679.68	798.14	851.62	854.78
5	Oil-seeds & miscellaneous fruits	615.98	655.85	591.95	530.56
6	Vegetable plaiting Materials	254.13	260.01	271.32	258.6
7	Animal and vegetable fats and oil	2473.57	2247.33	2245.40	1819.52
8	Sugar and confectionery	73.89	77.01	94.65	80.62
9	Edible, preparation of cereals and vegetables	978.40	894.48	1074.46	680.65
10	Beverages, spirits and vinegars	15.03	54.88	44.22	20.07
11	Residues an Waste from the food industries, Prepared animal fodder	78.88	156.27	104.22	65.38
12	Tobacco	56.63	22.20	47.35	33.97
13	Minerals, fuel, oils and products thereof	5953.73	6347.55	5547.45	4864.08
14	Chemicals and chemicals products	1245.13	1180.75	1253.69	1165.63
15	Pharmaceutical products	425.23	398.65	346.41	278.22
16	Dyes, colours, paints and varnishes	449.97	517.24	526.92	527.07
17	Perfumery, soap and toilet preparations	1258.45	1296.46	1320.62	995.28
18	Albuminoidal substances modified starches, glues,enzymes	95.03	105.15	139.30	93.48
19	Matches and other explosives	1.27	2.79	1.92	3.79
20	Photographic and cinematographic goods	228.57	221.05	283.09	262.87
21	Plastic and articles thereof	1602.73	1665.42	2105.79	1795.56
22	Rubber and articles thereof	1301.71	1176.30	1204.85	750.49
23	Leather articles and footwear	759.04	416.19	661.59	566.4
24	Wood & articles of wood; wood charcoal	135.75	147.59	186.38	132.33
25	Wood, paper and stationery	953.62	978.69	1038.80	1023.08
26	Silk yarn and fabrics	15.98	11.68	20.37	33.71
27	Fabrics of Wool, flax, ramie metal, vegetable	177.13	172.00	194.04	183.33
28	Cotton, textile, fibre & other paper & veg yarn	139.41	149.96	170.97	188.95
29	Yarn and fabrics of man-made fiber	1044.17	1138.56	1255.32	1378.77
30	Carpets & other floor covering	36.44	47.33	45.93	48
31	Special Woven Fabrics and Variety	74.00	76.95	91.94	81.36
32	Textile articles including knitted & crocheted goods	878.06	875.31	849.28	794.96
33	Other made up textile articles;set;worn colothing & textile	282.99	296.13	324.59	210.75
34	Glasses and earthen/ware	1361.14	1313.33	1526.07	1415.93
35	Precious metals,stones,pearls & imitation jewellery	40.70	46.69	50.95	51.8
36	Iron & steel manufactures thereof	3718.88	4178.12	4838.92	3699.14
37	Metals other than gold, silver, iron & steel	451.26	594.21	525.98	493.32
38	Cutlery, tools articles of base metals	271.33	269.78	287.52	289.23
39	Machinery and mechanical appliances	2695.47	2885.05	3789.02	3147.07
40	Electric machinery and equipment	2207.07	2738.02	2856.49	2420.76
41	Railway and tramway plant and rolling stock	24.86	8.26	25.57	44.24
42	Motor and other vehicles	8337.13	7357.92	6475.24	6709.48
43	Ships, boats and Air crafts	244.83	307.96	537.69	256.88
44	Clocks, watches and parts thereof	20.11	29.52	10.96	22.02
45	Arms and ammunitions	14.06	0.83	5.88	5.2
46	Toys, games and sports goods	239.18	224.57	290.95	226.54
47	Sub total (1 to 46)	44514.59	44191.20	45494.02	39258.84
48	All other articles	5256.94	14303.30	4412.13	5788.27
49	Total Import Duty	42005.30	49944.76	42256.58	38989.84
50	Warehouse Charges	45.19	59.52	58.76	55.97
51	Regularity Duty	6449.21	5838.39	6088.49	4698.18
52	Miscellaneous	726.12	2138.08	905.12	756.93
53	0.25 % Export Development Charges	492.44	467.49	502.13	513.68
54	Export Duties	52.72	46.33	95.05	32.48
55	Gross	49770.98	58494.57	49906.13	45047.09
56	Refund	43.27	15.4	45.10	12.61
57	Rebate	1128.39	889.43	1655.21	1386.33
58	Refund & Rebate	1171.66	904.83	1700.31	1398.94
59	Net	48599.32	57589.74	48205.82	43648.15

Contd.

8.1 Customs Revenue Receipts

(Million Rupees)

S. No.	Description	Monthly			
		Mar,2018	Apr,2018	May,2018	Jun,2018
1	Meat, fish and other preparations	44.07	18.41	32.69	49.74
2	Milk, Butter, Cheese and Honey	1016.17	811.86	816.66	1063.23
3	Fruits, nuts and vegetables	135.29	178.39	141.54	159.07
4	Coffee, nuts and vegetables	818.45	673.08	527.84	519.71
5	Oil-seeds & miscellaneous fruits	489.86	579.76	720.67	768.33
6	Vegetable plaiting Materials	203.96	180.47	176.36	201.04
7	Animal and vegetable fats and oil	2699.42	2507.74	2163.35	2316.60
8	Sugar and confectionery	71.45	65.92	90.57	76.77
9	Edible, preparation of cereals and vegetables	1086.75	1112.39	1171.81	1063.97
10	Beverages, spirits and vinegars	31.12	61.29	60.76	57.47
11	Residues an Waste from the food industries, Prepared animal fodder	71.21	83.69	68.27	78.76
12	Tobacco	44.50	61.14	56.32	2.92
13	Minerals, fuel, oils and products thereof	6287.92	6127.17	8215.01	9352.41
14	Chemicals and chemicals products	1424.97	1381.55	1529.74	1670.23
15	Pharmaceutical products	373.31	377.55	416.85	380.15
16	Dyes, colours, paints and varnishes	637.29	581.6	585.19	713.19
17	Perfumery, soap and toilet preparations	1171.67	1132.71	1264.91	1191.84
18	Albuminoidal substances modified starches, glues,enzymes	122.32	115.33	144.26	90.00
19	Matches and other explosives	8.19	7.19	1.59	9.74
20	Photographic and cinematographic goods	249.25	334.76	351.29	372.56
21	Plastic and articles thereof	2166.31	1771.93	2185.84	2077.69
22	Rubber and articles thereof	1061.27	815.59	1107.94	1068.39
23	Leather articles and footwear	500.96	414	875.44	424.05
24	Wood & articles of wood; wood charcoal	142.24	147.14	173.28	164.61
25	Wood, paper and stationery	1212.10	1218.11	1259.94	1254.37
26	Silk yarn and fabrics	15.66	10.12	18.85	11.87
27	Fabrics of Wool, flax, ramle metal, vegetable	133.40	127.24	175.25	187.26
28	Cotton, textile, fibre & other paper & veg yarn	178.88	135.34	191.63	148.65
29	Yarn and fabrics of man-made fiber	970.32	999.37	1419.79	1198.46
30	Carpets & other floor covering	51.84	42.43	47.88	38.16
31	Special Woven Fabrics and Variety	57.46	55.69	103.87	91.89
32	Textile articles including knitted & crocheted goods	572.19	466.09	823.79	692.73
33	Other made up textile articles;set;worn colothing & textile	181.19	164.63	183.4	174.48
34	Glasses and earthen/ware	1331.60	1046.15	1567.89	1407.63
35	Precious metals,stones,pearls & imitation jewellery	48.20	27.95	86.67	70.92
36	Iron & steel manufactures thereof	4697.64	4487.10	4600.81	5336.85
37	Metals other than gold, silver, iron & steel	598.41	611.89	670.34	609.58
38	Cutlery, tools articles of base metals	274.28	231.67	341.84	383.69
39	Machinery and mechanical appliances	3697.81	3788.48	3859.19	3922.96
40	Electric machinery and equipment	2568.76	2716.88	2719.54	3115
41	Railway and tramway plant and rolling stock	14.28	32.14	18.52	19.34
42	Motor and other vehicles	8154.27	7910.52	9186.26	9727.95
43	Ships, boats and Air crafts	257.29	240.90	135.67	1642.96
44	Clocks, watches and parts thereof	18.70	25.89	21.94	23.78
45	Arms and ammunitions	94.74	7.35	1.07	2.79
46	Toys, games and sports goods	211.91	189.93	319.67	263.35
47	Sub total (1 to 46)	46198.88	44076.53	50631.99	54197.14
48	All other articles	10256.17	5047.53	5173.34	21639.60
49	Total Import Duty	49568.86	48509.45	47853.42	66440.72
50	Warehouse Charges	60.9	263.41	60.02	55.55
51	Regularity Duty	5335.63	5001.62	6540.86	6350.67
52	Miscellienous	934.10	849.33	775.49	2004.23
53	0.25 % Export Development Charges	519.45	510.69	518.80	805.25
54	Export Duties	36.11	101.32	56.72	180.29
55	Gross	56455.04	49124.04	55805.31	75836.72
56	Refund	64.68	41.19	37.71	48.12
57	Rebate	1332.01	1400.49	1135.80	165.40
58	Refund & Rebate	1396.69	1441.68	1173.51	213.52
59	Net	55058.35	47682.36	54631.80	75623.19

Contd.

8.1 Customs Revenue Receipts

(Million Rupees)

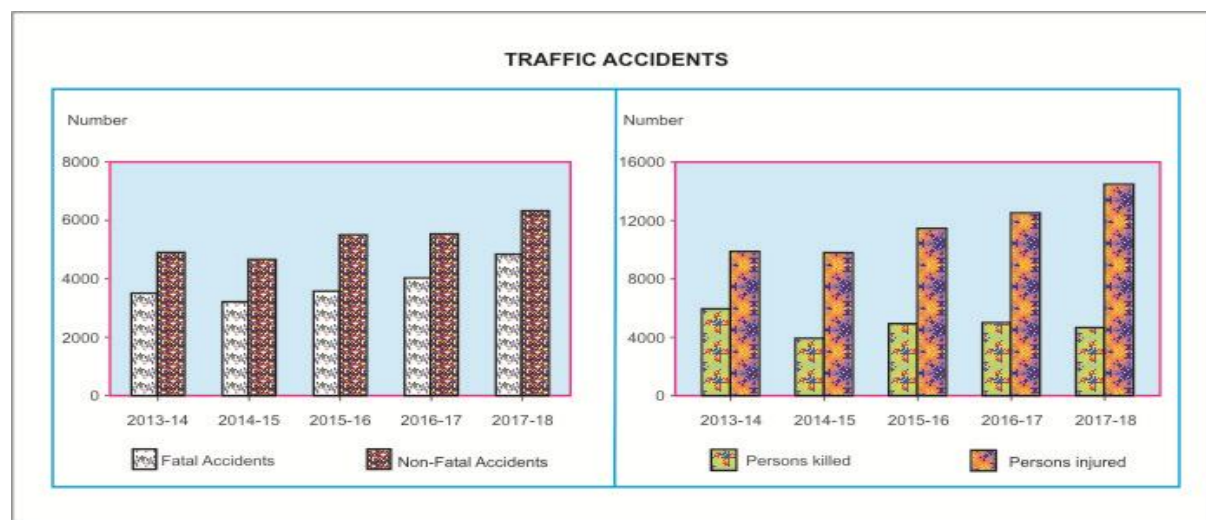
S. No.	Description	Monthly				
		Jul,2018	Aug,2018	Sep,2018	Oct,2018	Nov,2018
1	Meat, fish and other preparations	50.58	37.92	67.71	100.96	175.30
2	Milk, Butter, Cheese and Honey	631.64	572.97	311.46	495.15	505.29
3	Fruits, nuts and vegetables	210.11	259.2	625.25	949.68	761.79
4	Coffee, nuts and vegetables	937.43	906.38	852.70	1033.96	1142.51
5	Oil-seeds & miscellaneous fruits	602.49	730.22	598.71	934.65	663.24
6	Vegetable plaiting Materials	214.46	237.05	219.1	197.83	190.5
7	Animal and vegetable fats and oil	2561.47	2296.45	2795.82	2437.55	2772.1
8	Sugar and confectionery	97.58	60.79	114.04	77.54	83.64
9	Edible, preparation of cereals and vegetables	1092.23	1175.92	1168.75	1183.01	903.01
10	Beverages, spirits and vinegars	62.42	40.17	44.78	36.26	35.27
11	Residues an Waste from the food industries, Prepared animal	116.4	89.86	106.7	138.68	92.9
12	Tobacco	66.44	66.46	14.05	100.7	109.74
13	Minerals, fuel, oils and products thereof	6048.64	6730.73	5378.8	7648.14	8466.21
14	Chemicals and chemicals products	1561.85	1597.06	1397.25	1732.58	1601.13
15	Pharmaceutical products	468.76	407.83	390.47	475.45	430.01
16	Dyes, colours, paints and varnishes	657.72	719.68	585.77	721.65	684.35
17	Perfumery, soap and toilet preparations	1196.57	1098.83	1038.55	1303.23	1342.94
18	Albuminoidal substances modified starches, glues,enzymes	75.67	82.32	79.3	117.98	134.17
19	Matches and other explosives	3.39	0.31	1.07	2.30	1.02
20	Photographic and cinematographic goods	331.26	295.89	280.77	351.42	307.51
21	Plastic and articles thereof	2218.7	2023.8	1866.69	2159.11	2142.6
22	Rubber and articles thereof	1123.21	904.86	799.25	896.34	796.48
23	Leather articles and footwear	685.26	715.91	785.58	958.7	764.67
24	Wood & articles of wood; wood charcoal	177.30	176.67	154.14	161.95	190.37
25	Wood, paper and stationery	1312.5	1374.24	1126.9	1525.26	1436.77
26	Silk yarn and fabrics	16.17	12.39	14.15	11.6	6.48
27	Fabrics of Wool, flax, ramle metal, vegetable	225.48	208.34	201.04	209.93	243.92
28	Cotton, textile, fibre & other paper & veg yarn	139.32	158.72	163.87	150.62	102.91
29	Yarn and fabrics of man-made fiber	1034.43	1209.6	1220.91	1133.09	1365.05
30	Carpets & other floor covering	51.93	34.41	28.21	32.75	32.14
31	Special Woven Fabrics and Variety	121.33	113.65	147.58	154.31	115.07
32	Textile articles including knitted & crocheted goods	763.17	808.61	851.75	1038.49	768.47
33	Other made up textile articles;set;worn colothing & textile	208.61	239.35	221.63	299.89	331.44
34	Glasses and earthen/ware	1768.74	1306.22	1164.38	1392.48	1553.93
35	Precious metals,stones,pearls & imitation jewellery	41.72	40.75	48.19	49.62	50.19
36	Iron & steel manufactures thereof	5343.68	5222.27	4719.26	6048.72	4602.86
37	Metals other than gold, silver, iron & steel	656.48	540.45	557.19	554.27	492.59
38	Cutlery, tools articles of base metals	373.02	261.58	251.58	276.97	314.63
39	Machinery and mechanical appliances	3383.16	3382.87	3082.87	3722.35	3351.11
40	Electric machinery and equipment	2840.68	2664.59	2675.24	3553.27	3662.43
41	Railway and tramway plant and rolling stock	24.1	19.78	15.49	18.61	17.29
42	Motor and other vehicles	7647.09	8984.26	8063.24	8107.71	8196.68
43	Ships, boats and Air crafts	67.05	237.94	292.73	418.19	132.45
44	Clocks, watches and parts thereof	19.94	29.11	10.53	16.96	37.66
45	Arms and ammunitions	6.65	89.25	30.57	47.01	3.45
46	Toys, games and sports goods	228.01	202.62	169.37	225.42	225.43
47	Sub total (1 to 46)	47464.84	48368.28	44733.39	53202.34	51339.70
48	All other articles	4352.98	6598.18	9323.51	6140.52	7365.97
49	Total Import Duty	44859.29	47987.41	47271.78	51464.5	51014.49
50	Warehouse Charges	54.42	55.34	333.48	68.60	63.74
51	Regularity Duty	5495.76	5066.93	4836.62	5889.11	5954.13
52	Miscellienous	813.92	1280.47	981.14	1086.09	986.91
53	0.25 % Export Development Charges	497.2	519.96	562.55	721.99	619.25
54	Export Duties	90.69	62.87	71.19	118.47	67.15
55	Gross	51811.28	54966.47	54056.89	59342.86	58705.65
56	Refund	19.76	40.09	14.26	79.73	20.22
57	Rebate	1608.78	1719.11	895.36	2724.89	1260.78
58	Refund & Rebate	1628.54	1759.20	909.62	2804.62	1281.00
59	Net	50182.74	53207.27	53147.27	56538.24	57424.65

Source: Federal Board of Revenue, Islamabad.

9. SOCIAL

9.1 Data on Traffic Accidents

Year/Month	Total Number of Accidents	Accident		Persons		Total Number of Vehicles Involved
		Fatal	Non - Fatal	Killed	Injured	
PAKISTAN						
2013-14	8359	3500	4859	4348	9777	9423
2014-15	7865	3214	4651	3954	9661	8949
2015-16	9100	3591	5509	4448	11544	10636
2016-17	9582	4036	5546	5047	12696	11317
2017-18	11121	4829	6292	5948	14489	13134
2017 Aug	904	399	505	470	1059	1063
Sep	995	432	563	535	1348	1197
Oct	1022	440	582	515	1352	1224
Nov	930	397	533	510	1294	1092
Dec	931	423	508	544	1182	1088
2018 Jan	815	341	474	405	1022	959
Feb	795	329	466	406	975	930
Mar	921	372	549	459	1281	1096
Apr	970	427	543	506	1234	1135
May	1001	477	524	574	1202	1154
Jun	978	418	560	576	1385	1177
Jul	901	407	494	483	1036	1040
Aug	968	418	550	508	1181	1160



Note: Data from July,2012 onward includes ICTs.

* Included Islamabad

Contd.

9.1 Data on Traffic Accidents

Year/Month	Total Number of Accidents	Accident		Persons		Total Number of Vehicles Involved
		Fatal	Non - Fatal	Killed	Injured	
ISLAMABAD						
2013-14	256	120	136	132	206	256
2014-15	216	107	109	118	182	217
2015-16	244	120	124	140	209	244
2016-17	226	127	99	129	124	216
2017-18	259	157	102	167	162	259
2017 Aug	15	11	4	11	6	15
Sep	30	19	11	20	17	30
Oct	14	8	6	8	4	14
Nov	21	12	9	12	10	21
Dec	26	15	11	15	9	26
2018 Jan	23	8	15	11	8	23
Feb	27	17	10	18	12	27
Mar	19	9	10	11	12	19
Apr	24	13	11	14	56	24
May	28	24	4	25	6	28
Jun	15	11	4	12	12	15
Jul	24	7	17	7	11	24
Aug	18	8	10	9	7	18
PUNJAB						
2013-14	3696	1717	1979	2145	3941	3696
2014-15	3054	1435	1619	1750	3652	3054
2015-16	3288	1576	1712	2053	4550	3288
2016-17	3819	1989	1830	2494	5231	3819
2017-18	5093	2708	2385	3371	6772	5093
2017 Aug	410	225	185	271	464	410
Sep	452	243	209	314	688	452
Oct	481	250	231	298	598	481
Nov	426	223	203	297	636	426
Dec	418	241	177	302	560	418
2018 Jan	379	185	194	219	508	379
Feb	341	176	165	215	429	341
Mar	466	224	242	271	675	466
Apr	462	230	232	276	539	462
May	459	274	185	344	568	459
Jun	436	239	197	318	623	436
Jul	378	233	145	262	414	368
Aug	421	247	174	276	442	421
SINDH						
2013-14	945	613	332	791	893	1103
2014-15	881	583	298	771	863	1029
2015-16	924	634	290	749	754	1144
2016-17	880	608	272	786	970	1009
2017-18	848	586	262	802	838	1015
2017 Aug	66	48	18	63	73	74
Sep	77	47	30	68	57	103
Oct	84	60	24	69	97	94
Nov	64	48	16	74	53	75
Dec	77	50	27	87	117	85
2018 Jan	60	43	17	48	60	66
Feb	62	38	24	63	75	68
Mar	71	50	21	66	65	95
Apr	88	64	24	76	58	100
May	72	48	24	49	72	85
Jun	62	44	18	90	80	99
Jul	86	56	30	86	103	93
Aug	85	53	32	61	98	91

Contd.

9.1 Data on Traffic Accidents

Year/Month	Total Number of Accidents	Accident		Persons		Total Number of Vehicles Involved
		Fatal	Non - Fatal	Killed	Injured	
KHYBER P.K.						
2013-14	3120	877	2243	1033	4257	3934
2014-15	3399	942	2457	1137	4524	4260
2015-16	4287	1083	3204	1299	5527	5490
2016-17	4256	1103	3153	1317	5804	5736
2017-18	4425	1119	3306	1295	6093	6052
2017 Aug	378	94	284	99	481	512
Sep	393	100	293	103	533	548
Oct	396	101	295	117	602	567
Nov	371	94	277	106	539	503
Dec	376	101	275	117	454	509
2018 Jan	317	84	233	100	407	435
Feb	334	85	249	95	410	451
Mar	333	73	260	90	492	469
Apr	350	95	255	106	497	481
May	391	92	299	109	498	509
Jun	422	106	316	134	608	566
Jul	384	94	290	110	482	514
Aug	423	102	321	140	589	583

BALUCHISTAN

2013-14	342	173	169	247	480	434
2014-15	315	147	168	178	440	389
2015-16	357	178	179	207	504	470
2016-17	401	209	192	321	567	537
2017-18	496	259	237	313	624	715
2017 Aug	35	21	14	26	35	52
Sep	43	23	20	30	53	64
Oct	47	21	26	23	51	68
Nov	48	20	28	21	56	67
Dec	34	16	18	23	42	50
2018 Jan	36	21	15	27	39	56
Feb	31	13	18	15	49	43
Mar	32	16	16	21	37	47
Apr	46	25	21	34	84	68
May	51	39	12	47	58	73
Jun	43	18	25	22	62	61
Jul	29	17	12	18	26	41
Aug	21	8	13	22	45	47

Source: Provincial Police Departments & ICT Police.

9.2 Data on Telecommunication 2018

Months	Distribution of Cellular Mobile Subscribers					
	Total	PMCL (Jazz)	CM Pak (Zong)	PTML (Ufone)	Telenor	Warid
Jan	145995702	54035798	30534042	19308980	42116882	--
Feb	147536536	54571546	30827833	19595008	42542149	--
Mar	149101917	55117456	31139251	19890781	42954429	--
Apr	150169643	55424744	31065992	20198669	43480238	--
May	150322129	55507996	30983977	20295497	43534659	--
Jun	150238653	55469118	30890633	20314686	43564216	--
Jul	150553783	55597047	31021206	20499075	43436455	--
Aug	151089925	56006446	31166960	20616112	43300407	--
Sep						
Oct						
Nov						
Dec						

Source : Pakistan Telecommunication Authority, Islamabad.

Note:- Warid merged PMCL (Moblink) with new name Jazz from January-2017.

9.3 Visitors at Archaeological Museum in Pakistan

Area/ attraction	June, 2018		July, 2018		August, 2018	
	Foreigner	National	Foreigner	National	Foreigner	National
PAKISTAN	1070	290922	2044	239942	2317	291787
ISLAMABAD	316	123395	583	101291	712	117670
Pakistan Museum of Natural History	15	18536	43	18607	51	16497
Lok Virsa Heritage Museum	110	40674	312	32099	321	30686
Pakistan Monument Museum	168	63946	217	49926	312	69807
Pakistan Railway Heritage Museum	23	239	11	659	28	680
PUNJAB	589	156737	813	107387	1008	138434
Lahore Museum Lahore	105	21234	205	21059	254	18920
Allama Iqbal Library & Museum, Sialkot.	3	750	4	770	4	1480
Museum, Taxila, Rawalpindi	327	41124	480	37611	614	20690
Museum, Harappa, Sahiwal.	5	22432	10	9378	17	42607
Allama Iqbal Museum, Javid Manzil, Lahore	6	1002	3	1123	4	1365
PMDC Khewara Mines Museum, Chakwal	143	70195	111	37446	115	53372
SINDH	137	7496	322	17184	458	32161
National Museum of Pakistan, Karachi	8	761	19	2435	3	2667
Sindh Provincial Museum, Hyderabad.	*	*	6	2152	3	2510
Museum, Banbhore, Thatta.	2	1854	9	300	2	2372
Museum, Moenjodaro, Larkana.	2	919	30	3280	16	1420
Museum Umerkot, Tharparkar.	-	3461	-	8816	-	9059
Quid-e-Azam Birth Place, Karachi.	-	54	-	76	2	2535
Quid-e-Azam House Museum, Karachi.	125	447	258	125	432	11598
KHYBER PAKHTUNKHWA	28	3134	326	13925	139	3358
Peshawar Museum, Peshawar.	26	1511	80	4098	82	1588
Museum Saidu Sharif, Swat.	2	1151	234	9342	57	945
Dir Museum, Chakdara	-	472	12	485	-	825
BALOCHISTAN	-	160	-	155	-	164
Museum Balochistan, Quetta.	-	160	-	155	-	164

* Museum closed due to maintenance & repairing work

Source:-Department of Archaeology and Museum,
Government of Pakistan & Provincial Government

9.4 Visitors at Heritage Site in Pakistan

Area/ attraction	June, 2018		July, 2018		August, 2018	
	Foreigner	National	Foreigner	National	Foreigner	National
PAKISTAN	985	751646	1237	558906	1335	659102
PUNJAB	810	740501	1114	541507	1234	627656
Jahangir's Tomb, Lahore	25	13327	41	15655	74	16023
Shalimar Garden, Lahore	56	59833	82	32807	140	41279
Royal Fort (Shahi Qila), Lahore	392	528785	498	411056	379	457057
Hiran Minar & Tank, Sheikhpura	5	75000	3	35000	10	50000
Harappa, Sahiwal	5	22432	10	9378	17	42607
Taxila, Rawalpindi	327	41124	480	37611	614	20690
SINDH	155	10974	55	16459	57	21191
Banbhore , Thatta.	2	1854	9	300	2	2372
Makli Hill Monument, Thatta	151	4740	13	4063	39	8340
Moenjodaro, Larkana.	2	919	30	3280	16	1420
Umerkot Fort, Tharparkar.	-	3461	3	8816	-	9059
KHYBER PAKHTUNKHWA.	20	171	68	940	44	10255
Remains of Takht-i-Bhai, Mardan	*	*	-	400	10	10000
Butkara Site Museum, Saidu Sharif, Swat	-	21	48	340	14	30
Julian Site, Haripur	20	150	20	200	20	225
BALUCHISTAN						

Source: Department of Archaeology and Museum.
Government of Pakistan & Provincial Government.

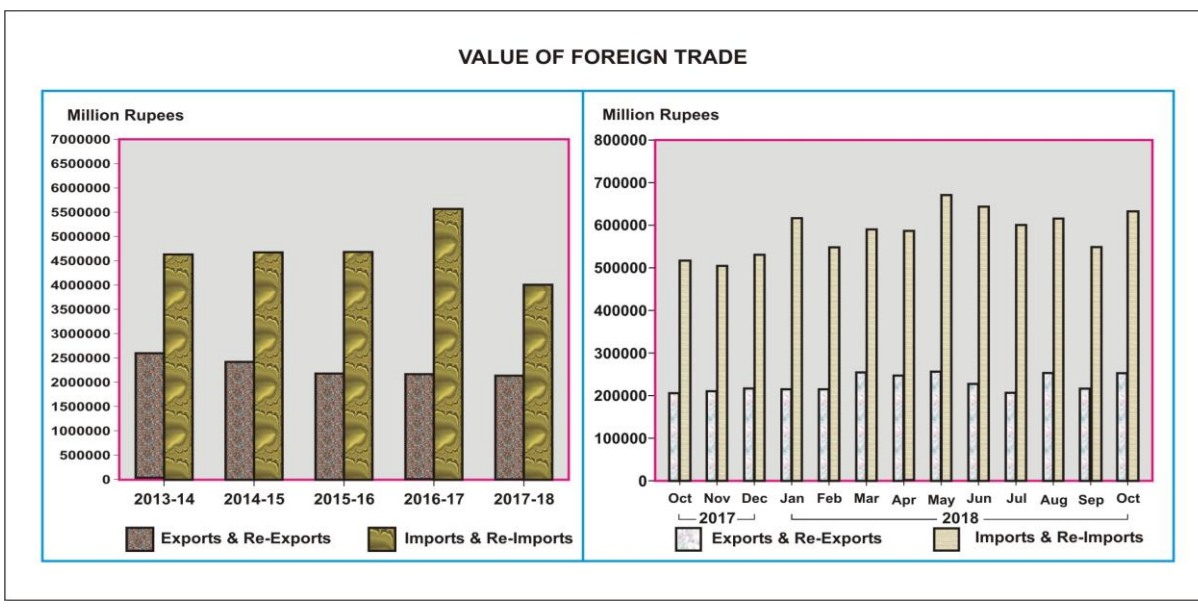
10. TRADE

10.1 Value of Foreign Trade

(Million Rupees)

Year / Month	Exports	Re-Exports	Imports	Re-Imports	Balance of Trade
2013-14	2,583,463.2	16,369.1	4,630,520.8	1,855.7	-2,032,544.2
2014-15	2,397,513.0	20,191.2	4,644,151.6	20,961.9	-2,247,409.3
2015-16	2,166,846.4	18,574.8	4,658,748.9	20,748.0	-2,494,075.7
2016-17	2,138,185.6	30,564.7	5,539,720.6	22,200.3	-3,393,170.6
2017-18	2,555,043.3	39,299.0	6,694,896.7	28,410.1	-4,128,964.5
2017 Oct	198,177.3	7,933.6	515,086.1	2,584.8	-311,560.0
Nov	207,301.0	2,939.1	501,304.9	2,232.0	-293,296.8
Dec	214,351.8	2,985.4	530,144.4	2,162.7	-314,969.9
2018 Jan	216,948.0	203.7	614,925.2	3,109.5	-400,883.0
Feb	209,414.5	3,772.2	526,140.8	2,238.2	-315,192.3
Mar	249,551.3	3,148.4	588,568.5	2,511.2	-338,380.0
Apr	245,477.8	3,592.1	586,223.9	2,359.5	-339,513.5
May	246,906.8	4,410.1	667,561.9	2,403.4	-418,648.4
Jun	223,785.8	2,838.7	672,111.9	2,467.8	-447,955.2
Jul	203,652.5	3,142.4	597,827.6	2,647.8	-393,680.5
Aug	249,239.6	1,599.6	614,125.7	2,878.3	-366,164.8
Sep	213,771.1	2,792.8	545,495.8	3,040.6	-331,972.5
Oct	247,216.6	3,139.4	626,030.9	4,205.5	-379,880.4

* : Provisional



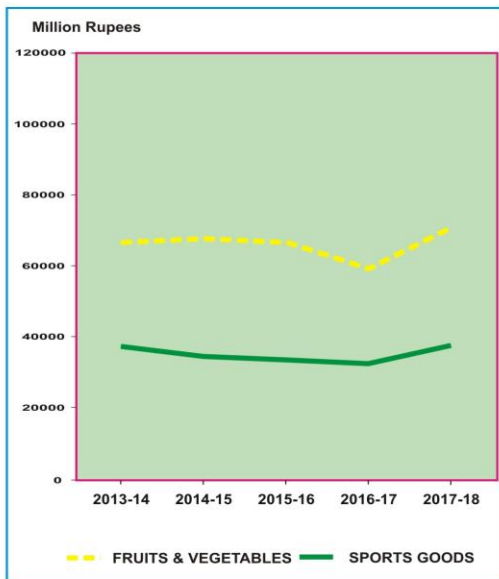
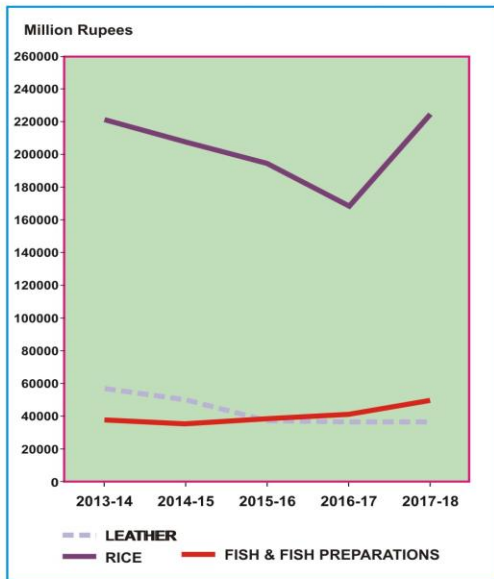
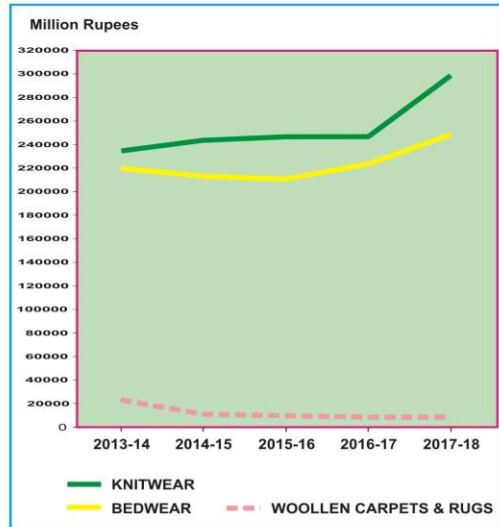
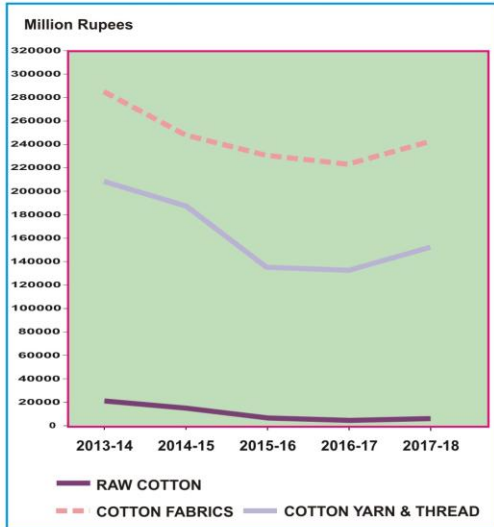
10.2 Exports by Commodity/Group

(Million Rupees)

Year/ Month	Raw Cotton	Cotton Fabrics	Cotton Yarn and Thread	Knitwear	Bedwear	Woollen Carpets & Rugs	Leather	Rice	Fish & Fish Prepara- tions	Fruits & Vege- tables	Sports goods
2013-14	21,352.5	285,130.2	207,199.9	235,564.7	219,961.7	12,616.2	56,496.4	222,906.7	37,917.6	66,703.9	37,259.6
2014-15	14,932.7	248,430.9	188,615.4	243,718.7	213,017.9	11,772.5	49,582.8	206,266.3	35,429.4	67,864.3	34,293.6
2015-16	7,948.1	230,757.3	134,027.9	246,267.3	210,543.5	9,896.6	37,802.9	194,249.6	33,918.4	66,839.6	33,861.6
2016-17	4,559.0	223,675.4	131,813.2	247,242.0	223,811.6	8,053.9	36,182.8	168,244.0	41,213.9	59,241.8	32,285.1
2017-18	6,183.6	242,374.4	151,203.3	298,374.2	248,537.7	8,188.7	36,329.9	224,739.5	49,755.5	70,562.2	37,710.2
2017 Oct	1,363.4	19,641.4	12,798.8	23,723.5	19,812.4	661.0	2,946.7	14,492.5	4,892.3	3,713.2	2,675.8
Nov	804.4	18,201.5	11,756.7	23,840.3	20,239.9	840.7	3,087.0	20,315.7	4,660.2	3,951.3	2,661.2
Dec	337.3	19,458.4	11,724.8	25,685.4	19,243.0	717.9	2,970.3	21,615.8	3,720.1	8,190.4	2,848.2
2018 Jan	182.7	20,141.6	8,598.8	23,608.4	20,004.4	557.7	3,223.9	24,063.8	3,205.4	11,602.7	3,502.9
Feb	65.2	19,469.5	13,304.8	21,344.1	19,005.0	578.3	2,588.4	21,467.6	3,816.9	9,191.3	3,295.5
Mar	30.9	22,939.7	14,362.0	25,799.1	22,007.1	796.2	3,147.9	26,084.8	5,760.0	8,994.3	3,494.4
Apr	85.6	22,317.6	14,997.0	26,730.9	20,942.6	643.1	3,513.8	21,386.8	6,455.9	5,641.8	3,554.0
May	111.7	22,128.9	15,054.0	28,870.5	23,092.6	700.6	3,863.3	24,232.1	6,052.8	5,210.5	4,287.8
Jun	82.4	22,386.5	14,764.5	30,633.1	24,435.1	730.5	3,078.1	17,328.5	3,215.6	3,979.1	3,489.5
Jul	111.5	17,931.3	14,600.9	24,967.5	20,488.8	753.1	2,295.7	13,803.1	1,472.8	5,029.6	3,748.5
Aug	296.1	25,075.8	13,224.8	34,553.2	28,522.3	650.0	2,780.2	13,978.1	2,193.7	5,594.1	3,190.7
Sep	466.3	22,618.8	11,135.3	27,486.1	23,423.8	448.7	2,566.9	10,947.7	4,681.5	5,850.7	2,748.7
Oct	661.2	24,019.4	10,344.8	34,094.7	24,707.3	865.7	3,183.1	16,777.8	5,538.9	5,772.3	3,381.6

*: Provisional

EXPORTS BY COMMODITY/GROUP

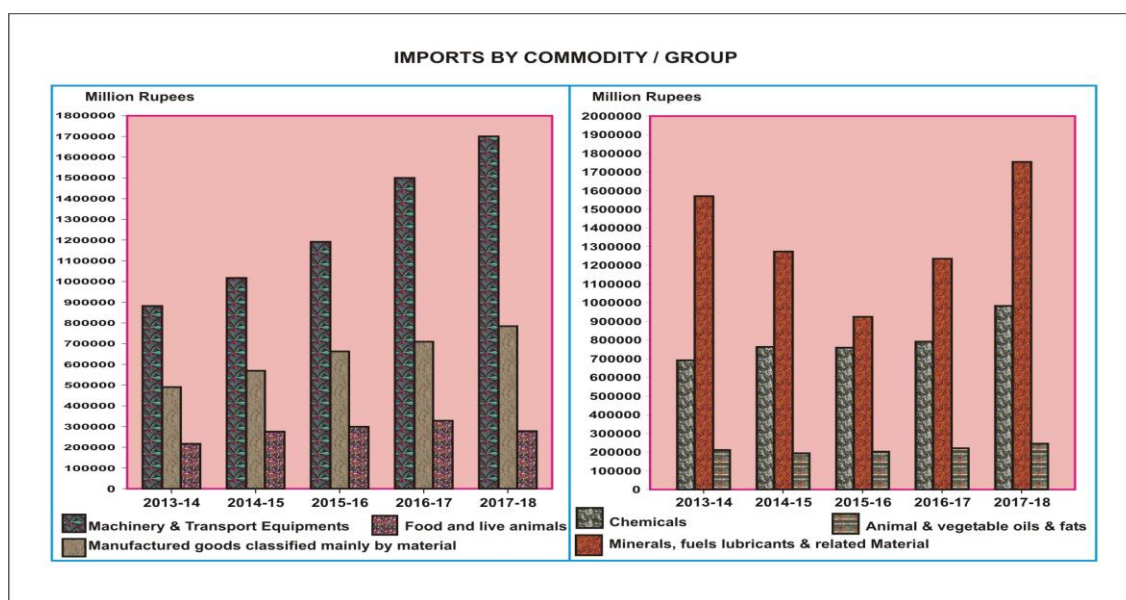


10.3 Imports by Commodity/Group

(Million Rupees)

Year/Month	Machinery and Transport equipment	Manufactured goods classified mainly by material	Food and Live animals	Chemicals	Mineral Fuels, Lubricants and related materials	Animal or Vegetable oils & fats
2013-14	886,479.3	496,850.9	221,052.9	691,397.7	1,570,968.0	213,427.6
2014-15	1,019,546.8	571,607.2	280,008.3	761,241.6	1,274,835.8	193,222.0
2015-16	1,197,306.7	661,908.8	305,420.7	755,705.4	927,237.0	201,551.1
2016-17	1,571,759.2	718,013.5	332,265.7	796,180.6	1,237,043.7	221,074.1
2017-18	1,745,028.3	795,491.6	282,441.2	983,359.6	1,754,675.1	248,760.5
2017 Oct	127,826.0	60,174.7	24,315.0	77,093.1	143,437.9	20,265.5
Nov	127,151.2	60,723.1	22,662.3	78,540.0	131,896.4	21,341.7
Dec	144,109.7	67,777.7	25,351.3	76,793.5	133,722.8	19,877.3
2018 Jan	189,136.7	71,674.4	27,148.3	79,008.0	149,510.2	20,295.4
Feb	133,887.8	65,806.9	20,665.6	76,297.8	133,986.1	16,251.6
Mar	140,481.8	75,998.3	23,703.3	88,910.9	154,162.7	23,485.1
Apr	148,266.7	65,019.8	19,244.4	85,865.1	158,288.1	23,469.9
May	164,534.7	73,083.4	21,299.4	106,330.0	188,445.0	19,692.4
Jun	177,866.9	69,574.1	21,661.1	93,173.9	199,198.2	20,055.0
Jul	128,252.4	70,531.5	25,115.5	93,080.7	182,972.0	22,417.8
Aug	129,424.5	72,337.5	25,594.7	106,788.5	190,144.2	19,838.9
Sep	121,838.0	63,017.6	27,883.3	89,308.2	156,540.1	23,519.0
Oct	126,773.2	78,482.8	30,553.7	100,578.7	196,154.0	20,407.8

* : Provisional



10.4 Exports by Selected Commodities in Dollars

(In Thousand Dollar)

Groups/commodities	Unit	October, 2018		Cuml, From July, 2018		October, 2017		Cuml, From July, 2017	
		Quantity	Value	Quantity	Value	Quantity	Value	Quantity	Value
GRAND TOTAL			1896079		7270009		1881326		7036850
A.PRIMARY COMMODITIES			297886		1095446		274139		930829
01.RICE	MT	248492	128681	800078	440828	301060	137579	889546	457955
(I) RICE BASMATI	MT	34143	33184	161812	165351	22032	24430	122956	132545
(II) RICE OTHER VARIETIES	MT	214349	95496	638266	275477	279028	113150	766590	325410
02.FISH AND FISH PREPARATIONS	KG	18653308	42482	44512715	109776	18322765	46443	47866828	122166
03.FRUILTS & VEGETABLES INCL.JUICES	KG	119539426	45583	383555602	183880	60943224	36425	232222899	137817
(I) FRUILTS	KG	37849308	28601	155654563	129634	36115950	28245	119189121	96455
(II) VEGETABLES	KG	79794493	15671	219713514	47426	23413050	7004	104826151	34550
(III) FRUIT & VEGETABLE JUICES	KG	1895625	1311	8187525	6820	1414224	1176	8207627	6812
04.WHEAT	MT	15660	3334	456689	96121			173	45
05.WHEAT FLOUR	MT	11636	2865	167516	37245	57187	15423	161176	44067
06.SPICES(INCL. CHILLIES)	KG	2384876	9677	6216605	26352	2694153	8417	6251969	21730
07.OIL SEEDS, NUTS AND KERNELS	KG	10978340	14620	19830638	26466	3013757	3586	11376545	13124
08.LEGUMINOUS VEGETABLE	KG								
09.FLOWERS	KG	52728	94	310752	510	17080	23	120738	274
10.RAW HIDES AND SKINS	KG			14450	31			4240	50
11.RAW WOOL AND ANIMAL HAIR	KG	218017	365	1186632	1984	256953	354	784986	1182
(I) RAW WOOL	KG	87756	163	343013	708	19760	60	112446	283
(II) ANIMAL HAIR	KG	130261	203	843619	1275	237193	294	672540	899
12.CRUDE ANIMAL MATERIAL	KG	2141182	3062	9841846	11493	2104199	2287	5962148	7682
13.CRUDE FERTILIZER	MT	841	71	4715	445	371	66	2450	298
14.MOLASSES	KG	32963000	3199	74436550	7225	90570	12	62351990	8318
15.RAW COTTON	MT	2988	5071	7607	12118	7901	12943	25669	42566
16.COTTON WASTE	MT	5176	4911	14969	18295	3769	4794	19543	22245
17.PETROLEUM CRUDE	MT	45753	27931	184195	104162			89965	33079
18.MARBLES AND STONES	MT	128602	5229	366203	16763	106016	4616	193781	15503
19.TOBACCO	KG	285651	709	620221	1753	318737	1172	712662	2728
(I) UN-MANUFACTURED	KG	175100	422	337092	954	247300	869	558605	2037
(II) MANUFACTURED EXCL.CIGARET	KG	110551	287	283129	799	71437	302	154057	691
20.COKE	MT								
B.TEXTILES MANUFACTURES			1097469		4285516		1084432		4220166
01.COTTON YARN	KG	35708389	79241	147199163	392948	47245024	121310	171140518	442252
02.COTTON CLOTH	SQM	235832014	184222	855717569	713275	195093684	186458	690612987	715083
03.ARTICLES OF APPAREL & CLOTHI ACCESSORIES (EXCL. KNITWEARS)	DOZ	4309285	210907	15118501	809540	3071403	195955	12010523	804643
04.ART SILK AND SYNTHETIC TEXTIL	SQM	38382003	27231	118554235	99798	28826454	25797	103799499	100733
05.COTTON THREAD	KG	24414	100	94700	382	44513	191	112683	475
06.TEXTILE FABRICS WOVEN(OTHER THAN COTTON & ARTIFICIAL FABRI	--		269		1065		272		1517
07.TULE, LACE, EMBROIDERY ETC	--		1527		5165		1303		5399
08.COTTON BAGS/SACKS	MT	846	1035	3227	4603	449	896	1794	3923
09.TENTS & OTHER CANVAS GOODS	KG	2361798	7913	8481065	24630	2668754	7452	8467123	23591
10.BED WEAR	KG	41126243	189498	144574483	773447	32933536	188082	126324357	755307
11.TOWELS	KG	15088879	65220	60040562	249651	15204990	67381	65683212	252619
12.TEXTILE MADE UPS (EXCL. TOWE & BED WEAR)	--		61536		221688		58487		220499
13.KNITWEARS	DOZ	9752815	261497	37790126	962919	8473205	225210	34059958	872015
14.WASTE MATERIAL OF TEXTILE FIBRES/FABRICS	KG	2749640	2093	9509782	6800	1632692	1235	6660004	4579
15.YARN OTHER THAN COTTON YARN	KG	861240	2282	3318008	10041	896080	2508	3568387	10096
16.KINTTED OR CROCHATED FABRICS	SQM	1052370	2898	3683019	9563	1143240	1895	3696832	7436
C.OTHER MANUFACURES			345636		1267989		332995		1228281
01.CIGARETTES	THNO			29	1			5715	124
02.LEATHER	SQM	1934562	24413	6922336	86020	2383330	27974	8574620	103062
03.CARPETS,RUGS AND TAPESTRIES	SQM	156823	6716	482624	21939	137578	6326	614180	25481

Contd.

10.4 Exports by Selected Commodities in Dollars

(In Thousand Dollar)

Groups/commodities	Unit	October, 2018		Cuml, From July, 2018		October, 2017		Cuml, From July, 2017	
		Quantity	Value	Quantity	Value	Quantity	Value	Quantity	Value
(I) WOOLLEN CARPETS AND RUGS	SQM	150301	6640	453503	21563	126771	6275	517831	24906
(II) WOOLLEN CARPET MACHINE M	SQM							192	4
(III) TAPESTRY CLOTH	SQM								
(IV) CARPETS KNOTTED & OTHER FLOOR COVERING	SQM	6522	76	29121	376	10807	51	96157	571
04.PETROLEUM PRODUCTS	MT	20652	13803	122312	83393	42146	22657	130680	63531
05.FEEDING STUFF FOR ANIMALS	KG	62783717	9184	238184383	31630	36464167	5538	142173014	17477
06.CHEMICALS AND PHARMACEUTICA PRODUCTS	--		117172		394657		106153		365261
(I) PLASTIC MATERIALS	KG	22626177	28748	79690486	107368	20959751	23852	76918098	79322
(II) PHARMACAUTICAL PRODUCTS.	KG	1191316	21324	3983445	70707	982591	17481	3763347	68280
(III) FERTILIZER MANUFACTURES	MT					70135	15096	198214	43468
(IV) OTHER CHEMICAL	--		67100		216582		49724		174192
07.RUBBER MANUFACTURES	--		1573		5354		1671		5966
08.PAPER AND PAPER BOARD	KG	4066541	8214	14272421	31839	3687791	8820	13225254	30120
09.GUAR AND GUAR PRODUCTS	KG	1719970	2666	7137611	11583	2372785	3211	6437503	9195
10.CUTLERY	--		8760		28842		7863		30385
11.GOLD	GM								
12.COPPER AND ARTICLES THEREOF	--		19204		56676		15919		45649
13.MACHINERY & TRANSPORT EQUIPMEN (INCL.ENGINEERING ELECTRICALS)			12822		58947		14361		67884
(I) ELECTRIC FANS	NO	50326	932	369232	7581	51506	1024	290166	5758
(II) TRANSPORT EQUIPMENT	--		1646		6055		2255		7868
(III) OTHER ELECTRICAL MACHINE	--		3446		10666		2414		13636
(IV) MACHINERY SPECIALIZED PARTICULARS INDUSTRIES	--		2944		13445		3277		12088
(V) AUTO PARTS	--		1368		5800		1253		5268
(VI) OTHER MACHINERY	--		2487		15399		4139		23266
14.FOOTWEARS	PAIR	713833	8948	3245669	38292	563384	5682	2726397	31221
(I) LEATHER FOOTWEAR	PAIR	481019	7802	2053846	34002	303413	4755	1714585	27757
(II) CANVAS FOOTWEAR	PAIR	860	2	9567	35	7390	24	18458	84
(III) OTHER FOOTWEAR	PAIR	231954	1144	1182256	4255	252581	904	993354	3380
15.LEATHER MANUFACTURES(EXCL. LEATHER FOOTWEARS)	--		41790		160809		42749		175467
(I) LEATHER GLOVES	DOZ	519165	19860	1806270	69003	578029	18158	2125281	67356
(II) APPAREL & CLOTHING	DOZ	71422	21057	305364	88432	57329	23538	254941	104519
(III) OTHER LEATHER MANUFACTUR	KG	90852	872	331866	3373	69316	1053	273773	3592
16.HOUSE-HOLD EQUIPMENT	KG	709236	2277	2062809	7002	933517	2805	2656457	8599
17.SPORTS GOODS	--		25936		104008		25402		100400
(I) FOOT BALLS COMPLETE	DOZ	322000	13038	1034020	50079	262057	13417	1060004	51111
(II) GLOVES (SPORTS)	DOZ	161470	8556	707843	38159	156668	8368	683010	33544
(III) OTHER	--		4342		15769		3617		15745
18.SURGICAL GOODS,MEDICAL INSTRUMENTS AND APPLIANCES	NO	17090668	37236	58432549	124237	14976385	29975	55667282	121643
19.ONYX MANUFACTURED	KG	176372	463	716461	1754	153224	537	644184	1876
20.HANDICRAFTS	--								4001
21.TEXTILE PRODUCT & ARTICLE FOR TECHNICAL USE	KG	26129	108	125017	584	37231	182	147135	717
22.BOOKS AND PRINTED MATTERS	--		452		1808		256		1385
23.PIG IRON	MT	445	209	497	236			19	12
24.PRECIOUS/SEMI-PRECIOUS STON	GM	252705	237	1267582	1200	348096	334	1266213	1226
25.JEWELLERY	--		705		2018		276		1221
26.ARTICLES OF PLASTIC	KG	960534	2142	5313286	12944	1373575	3857	5853901	14641
27.FURNITURE	NO	30216	500	88889	1374	24064	390	77573	1435
28.PARTS OF FOOTWEAR	--		105		845		56		305
D.OTHERS	--		155088		621058		189760		657574

10.5 Exports by Selected Commodities in Rupees

(In Thousand Rupees)

Groups/commodities	Unit	October, 2018		Cuml, From July, 2018		October, 2017		Cuml, From July, 2017	
		Quantity	Value	Quantity	Value	Quantity	Value	Quantity	Value
GRAND TOTAL			247216622		913879789		198177317		741306361
A.PRIMARY COMMODITIES			38839319		137780320		28877617		98058696
01.RICE	MT	248492	16777757	800078	55506693	301060	14492455	889546	48244445
(I) RICE BASMATI	MT	34143	4326661	161812	20722774	22032	2573389	122956	13963117
(II) RICE OTHER VARIETIES	MT	214349	12451096	638266	34783918	279028	11919066	766590	34281328
02.FISH AND FISH PREPARATIONS	KG	18653308	5538917	44512715	13886909	18322765	4892322	47866828	12868503
03.FRUIT & VEGETABLES INCL.JUICES	KG	119539426	5943240	383555602	23101187	60943224	3836956	232222899	14518507
(I) FRUITS	KG	37849308	3729092	155654563	16263198	36115950	2975355	119189121	10160939
(II) VEGETABLES	KG	79794493	2043223	219713514	5983549	23413050	737754	104826151	3639843
(III) FRUIT & VEGETABLE JUICES	KG	1895625	170925	8187525	854440	1414224	123847	8207627	717724
04.WHEAT	MT	15660	434756	456689	11939296			173	4773
05.WHEAT FLOUR	MT	11636	373601	167516	4637240	57187	1624631	161176	4642644
06.SPICES(INCL. CHILLIES)	KG	2384876	1261763	6216605	3330405	2694153	886600	6251969	2289107
07.OIL SEEDS, NUTS AND KERNALS	KG	10978340	1906192	19830638	3375752	3013757	377694	11376545	1382462
08.LEGUMINOUS VEGETABLE	KG								
09.FLOWERS	KG	52728	12314	310752	63879	17080	2460	120738	28824
10.RAW HIDES AND SKINS	KG			14450	3851			4240	5255
11.RAW WOOL AND ANIMAL HAIR	KG	218017	47647	1186632	248416	256953	37322	784986	124512
(I) RAW WOOL	KG	87756	21237	343013	88896	19760	6356	112446	29768
(II) ANIMAL HAIR	KG	130261	26410	843619	159520	237193	30966	672540	94744
12.CRUDE ANIMAL MATERIAL	KG	2141182	399198	9841846	1445073	2104199	240889	5962148	809205
13.CRUDE FERTILIZER	MT	841	9264	4715	55693	371	6989	2450	31375
14.MOLASSES	KG	32963000	417157	74436550	915950	90570	1214	62351990	876073
15.RAW COTTON	MT	2988	661184	7607	1535173	7901	1363413	25669	4483341
16.COTTON WASTE	MT	5176	640327	14969	2300561	3769	504954	19543	2343550
17.PETROLEUM CRUDE	MT	45753	3641756	184195	13099721			89965	3485567
18.MARBLES AND STONES	MT	128602	681854	366203	2112591	106016	486269	193781	1633160
19.TOBACCO	KG	285651	92392	620221	221930	318737	123449	712662	287395
(I) UN-MANUFACTURED	KG	175100	54968	337092	120910	247300	91590	558605	214568
(II) MANUFACTURED EXCL.CIGARET	KG	110551	37424	283129	101020	71437	31859	154057	72827
20.COKE	MT								
B.TEXTILES MANUFACTURES			143091444		538573249		114233073		444578533
01.COTTON YARN	KG	35708389	10331711	147199163	49257687	47245024	12778715	171140518	46590630
02.COTTON CLOTH	SQM	235832014	24019436	855717569	89645254	1.95E+08	19641352	690612987	75330788
03.ARTICLES OF APPAREL & CLOTHI ACCESSORIES (EXCL. KNITWEARS)	DOZ	4309285	27498762	15118501	101769649	3071403	20641720	12010523	84768611
04.ART SILK AND SYNTHETIC TEXTIL	SQM	38382003	3550432	118554235	12551816	28826454	2717391	103799499	10611807
05.COTTON THREAD	KG	24414	13102	94700	48020	44513	20074	112683	50085
06.TEXTILE FABRICS WOVEN(OTHER THAN COTTON & ARTIFICIAL FABRI	--		35032		133845		28618		159795
07.TULE, LACE, EMBROIDERY ETC	--		199102		650477		137220		568745
08.COTTON BAGS/SACKS	MT	846	134925	3227	577503	449	94391	1794	413227
09.TENTS & OTHER CANVAS GOODS	KG	2361798	1031703	8481065	3105404	2668754	784954	8467123	2485155
10.BED WEAR	KG	41126243	24707314	144574483	97142132	32933536	19812428	126324357	79567970
11.TOWELS	KG	15088879	8503640	60040562	31380658	15204990	7097840	65683212	26611818
12.TEXTILE MADE UPS (EXCL. TOWE & BED WEAR)	--		8023288		27888195		6160957		23228315
13.KNITWEARS	DOZ	9752815	34094723	37790126	121101461	8473205	23723478	34059958	91862417
14.WASTE MATERIAL OF TEXTILE FIBRES/FABRICS	KG	2749640	272880	9509782	856626	1632692	130105	6660004	482330
15.YARN OTHER THAN COTTON YARN	KG	861240	297482	3318008	1259884	896080	264168	3568387	1063445
16.KINTTED OR CROCHATED FABRICS	SQM	1052370	377912	3683019	1204637	1143240	199663	3696832	783396
C.OTHER MANUFACTURES			45065047		159489377		35077419		129395417
01.CIGARETTES	THNO			29	62			5715	13069
02.LEATHER	SQM	1934562	3183084	6922336	10825843	2383330	2946708	8574620	10857158
03.CARPETS,RUGS AND TAPESTRIES	SQM	156823	875618	482624	2764638	137578	666403	614180	2684255

Contd.

10.5 Exports by Selected Commodities in Rupees

(In Thousand Rupees)

Groups/commodities	Unit	October, 2018		Cuml, From July, 2018		October, 2017		Cuml, From July, 2017	
		Quantity	Value	Quantity	Value	Quantity	Value	Quantity	Value
(I) WOOLLEN CARPETS AND RUGS	SQM	150301	865743	453503	2717535	126771	661019	517831	2623754
(II) WOOLLEN CARPET MACHINE M	SQM							192	401
(III) TAPESTRY CLOTH	SQM								
(IV) CARPETS KNOTTED & OTHER FLOOR COVERING	SQM	6522	9875	29121	47103	10807	5384	96157	60100
04.PETROLEUM PRODUCTS	MT	20652	1799681	122312	10429073	42146	2386648	130680	6692974
05.FEEDING STUFF FOR ANIMALS	KG	62783717	1197454	238184383	3981727	36464167	583355	142173014	1841152
06.CHEMICALS AND PHARMACEUTICA PRODUCTS	--		15277254		49700668		11182096		38479192
(I) PLASTIC MATERIALS	KG	22626177	3748232	79690486	13499261	20959751	2512539	76918098	8356052
(II) PHARMACAUTICAL PRODUCTS.	KG	1191316	2780351	3983445	8907353	982591	1841474	3763347	7193397
(III) FERTILIZER MANUFACTURES	MT					70135	1590205	198214	4578737
(IV) OTHER CHEMICAL	--		8748670		27294054		5237879		18351007
07.RUBBER MANUFACTURES	--		205051		674004		176021		628447
08.PAPER AND PAPER BOARD	KG	4066541	1070943	14272421	4001678	3687791	929062	13225254	3173049
09.GUAR AND GUAR PRODUCTS	KG	1719970	347623	7137611	1453621	2372785	338279	6437503	968674
10.CUTLERY	--		1142173		3633849		828306		3200928
11.GOLD	GM								
12.COPPER AND ARTICLES THEREOF	--		2503925		7151835		1676937		4808416
13.MACHINERY & TRANSPORT EQUIPMEN (INCL.ENGINEERING ELECTRICALS)			1671744		7394475		1512767		7151590
(I) ELECTRIC FANS	NO	50326	121525	369232	946374	51506	107847	290166	606680
(II) TRANSPORT EQUIPMENT	--		214605		761739		237587		828880
(III) OTHER ELECTRICAL MACHINE	--		449238		1345127		254249		1436427
(IV) MACHINERY SPECIALIZED PARTICULARS INDUSTRIES	--		383799		1687184		345152		1273482
(V) AUTO PARTS	--		178320		728059		131977		554982
(VI) OTHER MACHINERY	--		324257		1925992		435954		2451138
14.FOOTWEARS	PAIR	713833	1166707	3245669	4807045	563384	598528	2726397	3289222
(I) LEATHER FOOTWEAR	PAIR	481019	1017279	2053846	4267532	303413	500844	1714585	2924252
(II) CANVAS FOOTWEAR	PAIR	860	258	9567	4362	7390	2491	18458	8887
(III) OTHER FOOTWEAR	PAIR	231954	149170	1182256	535151	252581	95193	993354	356082
15.LEATHER MANUFACTURES(EXCL. LEATHER FOOTWEARS)	--		5448705		20214142		4503164		18484834
(I) LEATHER GLOVES	DOZ	519165	2589470	1806270	8685309	578029	1912777	2125281	7095536
(II) APPAREL & CLOTHING	DOZ	71422	2745480	305364	11104781	57329	2479473	254941	11010837
(III) OTHER LEATHER MANUFACTUR	KG	90852	113755	331866	424052	69316	110914	273773	378462
16.HOUSE-HOLD EQUIPMENT	KG	709236	296912	2062809	882918	933517	295468	2656457	905838
17.SPORTS GOODS	--		3381611		13069539		2675803		10576765
(I) FOOT BALLS COMPLETE	DOZ	322000	1699909	1034020	6295244	262057	1413332	1060004	5384242
(II) GLOVES (SPORTS)	DOZ	161470	1115517	707843	4790528	156668	881501	683010	3533828
(III) OTHER	--		566185		1983768		380970		1658696
18.SURGICAL GOODS,MEDICAL INSTRUMENTS AND APPLIANCES	NO	17090668	4854975	58432549	15649022	14976385	3157580	55667282	12814850
19.OBYX MANUFACTURED	KG	176372	60309	716461	220495	153224	56612	644184	197679
20.HANDICRAFTS	--								421366
21.TEXTILE PRODUCT & ARTICLE FOR TECHNICAL USE	KG	26129	14097	125017	73234	37231	19224	147135	75509
22.BOOKS AND PRINTED MATTERS	--		58901		227209		26970		145865
23.PIG IRON	MT	445	27221	497	30579			19	1237
24.PRECIOUS/SEMI-PRECIOUS STON	GM	252705	30914	1267582	150494	348096	35192	1266213	129108
25.JEWELLERY	--		91877		254915		29048		128586
26.ARTICLES OF PLASTIC	KG	960534	279332	5313286	1619336	1373575	406270	5853901	1542327
27.FURNITURE	NO	30216	65219	88889	173597	24064	41096	77573	151157
28.PARTS OF FOOTWEAR	--		13716		105377		5883		32168
D.OTHERS	--		20220812		78036844		19989208		69273715

10.6 Imports by Selected Commodities in Dollars

(In Thousand Dollar)

Groups/commodities	Unit	October, 2018		Cuml, From July, 2018		October, 2017		Cuml, From July, 2017	
		Quantity	Value	Quantity	Value	Quantity	Value	Quantity	Value
		GRAND TOTAL			4801472		18966267		4889788
A. FOOD GROUP			285190		1194856		315593		1336760
1.MILK AND CREAM	KG	4516751	6905	16789420	28751	7015155	12502	24925442	46980
2.WHEAT UNMILLED	MT	--	--	--	--	--	--	--	--
3.PULSES	KG	83287366	49325	369229568	202244	40621226	35161	192942387	172362
4.DRY FRUITS	KG	2912776	4911	4995735	8861	10774998	13959	47938590	64049
5.SUGAR REFINED	MT	657	356	2282	1194	911	534	3501	2096
6.TEA	KG	18846051	50197	73612515	198468	15033731	47118	60459493	183806
7.SPICES	KG	10615723	12364	48314671	53063	8821948	10983	48287717	57424
8.MILK FOOD FOR BABIES,INFT.,INVLD	KG	2224928	12824	7778785	43172	1540423	9997	5358863	34342
9.BEVERAGES	LTR	1087541	515	5981087	2832	934053	600	6088872	3548
10.PALM OIL	KG	230673022	136903	975291651	622618	257530993	178734	924021811	689037
11.SOYABEAN OIL	KG	14954150	10890	44715382	33654	7772529	6004	89857541	83117
B. MACHINERY GROUP			972100		4030893		1213472		4932026
1.POWER GENERATING MACH.	--		83431		426245		213901		917556
2.AGRICULTURE MACHINERY&IMPLEMENTS	--		11016		44082		9403		41024
3.CONSTRUCTION & MINING MACHINERY	--		16928		102669		41333		141421
4.TEXTILE MACHINERY	--		43718		158079		56209		206531
5.METAL WORKING MACHINERY	--		15492		49869		10559		43042
6.GEN INDUSTRIAL MACH & EQU/PARTS NS	--		183783		745725		166658		846596
7.OFFICE MACH.INCL.DATA PROS. EQUIP.	--		41594		157385		35278		134408
8.TELECOM & SOUND RECORDING EQUIP	--		118640		445369		115297		444635
9.ELECTRICAL MACHINERY & APPARATUS	--		145702		601512		182331		649096
10.ROAD MOTOR VEHICLES	--		212542		861081		249323		923956
11.RAILWAY VEHICLES	--		3238		15609		9435		99178
12.AIRCRAFTS,SHIPS AND BOATS	--		16451		99359		59123		200390
13.OTHER MACHINERY	--		79565		323910		64622		284193
C. PETROLEUM GROUP			1393458		5177011		1263993		4431681
1.CRUDE PETROLEUM	MT	824639	482191	3110637	1684345	994194	350907	3569051	1161857
2.PETROLEUM PRODUCTS	MT	972061	633144	3469461	2228241	1674329	752910	6117362	2637460
3.GAS NATURAL & MANUFACTURED	--		278124		1264425		160176		632365
D. TEXTILE GROUP			118448		507758		121988		501145
1.SYNTHETIC AND REGENERATED FIBRE	KG	23287062	44206	94321553	189269	18442949	36963	78098498	173959
2.SYNTHETIC & ARTIFICIAL SILK YARN	KG	18724322	43112	89733012	196490	28023336	55048	99932680	215886
3.WORN CLOTHING	KG	34281274	12951	148736590	54696	36393626	13134	141898838	52203
4.ARTICLES OF APPAREL & CLOTHING	--		16289		52059		12205		43347
5.BAGS & SACKS OF TEX. MATERIALS	MT	463	731	1596	2128	359	533	2508	3832
6.JUTE	MT	2350	1160	25119	13116	7110	4105	20063	11919
E. AGRICULTURE/OTH. CHEMICAL GROUP			770686		3100386		731694		2834990
1.ORGANIC CHEMICALS	--		219708		818842		168713		688511
2.INORGANIC CHEMICALS	--		38671		171008		37404		160350
3.DYEING TANNING & COLOUR MATERIAL	KG	18914805	44779	61517495	171216	13017529	38480	56650814	160221
4.MEDICINAL PRODUCTS	KG	1970611	89810	7956139	382528	2049995	95957	6805132	335099
5.ESSENTIAL OIL, PERFUMES TOILT ETC	KG	8195251	25812	33311527	101690	8312730	26389	38822637	122328
6.FERTILIZER MANUFACTURED	MT	203370	86154	995549	430323	253035	94122	875854	324152

Contd.

10.6 Imports by Selected Commodities in Dollars

(In Thousand Dollar)

Groups/commodities	Unit	October, 2018		Cuml, From July, 2018		October, 2017		Cuml, From July, 2017	
		Quantity	Value	Quantity	Value	Quantity	Value	Quantity	Value
		7.PLASTIC MATERIALS	KG	133106253	184154	489402412	736660	137841476	200161
8.INSECTICIDES	KG	3555693	17661	9522720	61182	2430394	14661	8615656	57011
9.OTHER.CHEMICAL PRODUCTS	--		63936		226937		55806		229340
F. METAL GROUP			436663		1695155		390771		1682639
1.IRON ORES AND CONCENTRATES	MT	166	75	286	101	58	20	78	26
2.IRON AND STEEL SCRAP	MT	326337	105188	1661036	517689	399356	121728	1851909	535648
3.NON FERROUS BASE METAL WASTE & SCR	MT	20330	8067	111919	40592	17312	7137	62273	27717
4.IRON AND STEEL	MT	387614	254588	1224630	828102	261844	182303	1136771	777524
5.ALUMINIUM WROUGHT & WORKED	--		19243		78581		19552		67265
6.MANUFACTURES OF METAL NES	--		49502		230090		60032		274459
G. MISCELLANEOUS ITEMS			529496		2097809		538497		2075892
1.FEEDING STUFF FOR ANIMALS	KG	13408091	11935	52314885	39099	20551778	9505	155705764	72875
2.HIDES,SKINS AND FURSKINS RAW	KG	696464	2345	2733419	9989	724927	2783	3204162	12729
3.OIL SEEDS & OLEAGINOUS FRUITS	KG	290931756	134175	957340365	422073	313282273	151657	965628307	474644
4.RUBBER CRUDE INCL.SYNTH/RECLAIMED	KG	7704922	14236	32121268	56942	5915153	12328	30758406	61040
5.WOOD & CORK	--		10661		46752		11503		43597
6.PULP AND WASTE PAPER	KG	38332720	16383	194989285	82567	22828408	10929	119135475	55843
7.FERTILIZER CRUDE	MT	9613	3238	51344	17492	13755	5836	36122	15297
8.CRUDE ANIMAL&VEGETABLE MATERIALS	KG	14895937	20500	44913849	69792	11582213	20638	38997063	74810
9.COAL, COKE & BRIQUETTES	MT	1025988	108921	5366543	583899	942134	97685	3495643	362069
10.ANIMAL OILS AND FATS	KG	3275080	1958	10114975	6345	2807924	1782	11504101	7686
11.ANIMAL/VEG, FAT OIL WAX ETC NES	KG	2619878	2988	8298798	9997	1455756	2587	5559390	8645
12.RUBBER TYRES & TUBES	NO	389411	15649	1376079	67346	659872	32381	2700848	134077
13.CORK/WOOD MFG.(EXCL FURNITURE)	KG	9430319	5113	35424906	21075	5512747	5811	21758647	24776
14.PAPER&PAPER BOARD & MANF. THEREOF	KG	56821247	51850	211942017	193079	48620521	42202	219310807	190381
15.CEMENT	MT	24671	1124	90800	3895	20778	1512	120602	6215
16.PREFABRICATED BUILDGS,SANITRY,PLG	--		12378		40917		11445		64374
17.FOOTWEAR	PAIR	3079586	10822	8657416	37276	1946303	9091	11309392	42408
18.PROFESSIONAL,SCIENTFIC & CONTROL	--		51847		196152		58611		227775
19.PHOTO EQPT, OPTICAL GOODS N.E.S.	--		4081		19793		4863		23442
20.PRINTED MATTERS	--		4922		25306		4261		19771
21.ARTICLES N.E.S. OF PLASTICS	KG	3050907	11693	13135397	48009	2751723	11810	11997712	52792
22.BABY CARRIAGES, TOYS GAMES ETC.	--		7377		24896		8488		33273
23.OFFICE STATIONERY SUPPLY N.E.S	--		3348		11576		4887		16342
24.JEWELLERY OFGOLD/SILVERSMITH WEAR	--		1521		4640		2350		7647
25.MUSICAL INSTRUMENTS AND PARTS	--		17810		49294		9907		30036
26.ARTICLES & MFG. OF CAVING ETC.	--		1196		3557		1909		5952
27.GOLD.NON-MENETART NOT ORE/CONCEN	GM	36094	1424	155024	6054	43561	1737	186330	7394
ALL OTHER ITEMS	--		295430		1162400		313780		1264613

10.7 Imports by Selected Commodities in Rupees

(In Thousand Rupees)

Groups/commodities	Unit	October, 2018		Cuml, From July, 2018		October, 2017		Cuml, From July, 2017	
		Quantity	Value	Quantity	Value	Quantity	Value	Quantity	Value
GRAND TOTAL			626030879		2383480027		515086054		2007915107
A. FOOD GROUP			37183987		150057856		33244250		140827975
1.MILK AND CREAM	KG	4516751	900291	16789420	3611072	7015155	1316948	24925442	4949265
2.WHEAT UNMILLED	MT	--	--	--	--	--	--	--	--
3.PULSES	KG	83287366	6431147	369229568	25406483	40621226	3703869	192942387	18158628
4.DRY FRUITS	KG	2912776	640315	4995735	1130350	10774998	1470448	47938590	6747274
5.SUGAR REFINED	MT	657	46464	2282	150425	911	56284	3501	220779
6.TEA	KG	18846051	6544871	73612515	24942139	15033731	4963385	60459493	19363538
7.SPICES	KG	10615723	1612071	48314671	6661335	8821948	1156990	48287717	6049143
8.MILK FOOD FOR BABIES,INFT.,INVL	KG	2224928	1672005	7778785	5436396	1540423	1053035	5358863	3618121
9.BEVERAGES	LTR	1087541	67203	5981087	354687	934053	63176	6088872	373802
10.PALM OIL	KG	230673022	17849797	975291651	78120736	257530993	18827678	924021811	72589217
11.SOYABEAN OIL	KG	14954150	1419822	44715382	4244232	7772529	632437	89857541	8758207
B. MACHINERY GROUP			126745441		506260301		127826031		519592902
1.POWER GENERATING MACH.	--		10878007		53414601		22532190		96668693
2.AGRICULTURE MACHINERY&IMPLEMENTS	--		1436362		5540177		990533		4321901
3.CONSTRUCTION & MINING MACHINERY	--		2207115		12848050		4353954		14898985
4.TEXTILE MACHINERY	--		5700089		19883608		5920994		21756771
5.METAL WORKING MACHINERY	--		2019949		6285249		1112261		4534453
6.GEN INDUSTRIAL MACH & EQU/PARTS NS	--		23962199		93672921		17555655		89188159
7.OFFICE MACH.INCL.DATA PROS. EQUIP	--		5423085		19790932		3716182		14160022
8.TELECOM & SOUND RECORDING EQUIP	--		15468660		56005533		12145280		46841659
9.ELECTRICAL MACHINERY & APPARATUS	--		18997118		75561260		19206645		68382060
10.ROAD MOTOR VEHICLES	--		27711832		108177832		26263364		97333928
11.RAILWAY VEHICLES	--		422154		1957525		993832		10451465
12.AIRCRAFTS,SHIPS AND BOATS	--		2144929		12432996		6227961		21114398
13.OTHER MACHINERY	--		10373943		40689620		6807180		29940409
C. PETROLEUM GROUP			181683425		651098029		133147902		466855901
1.CRUDE PETROLEUM	MT	824639	62869519	3110637	211987192	994194	36964189	3569051	122392859
2.PETROLEUM PRODUCTS	MT	972061	82551235	3469461	280473546	1674329	79310879	6117362	277845711
3.GAS NATURAL & MANUFACTURED	--		36262671		158637292		16872834		66617331
D. TEXTILE GROUP			15443570		63746330		12850146		52795618
1.SYNTHETIC AND REGENERATED FIBRE	KG	23287062	5763772	94321553	23762930	18442949	3893615	78098498	18326904
2.SYNTHETIC & ARTIFICIAL SILK YARN	KG	18724322	5621019	89733012	24649402	28023336	5798725	99932680	22743599
3.WORN CLOTHING	KG	34281274	1688533	148736590	6869364	36393626	1383526	141898838	5499588
4.ARTICLES OF APPAREL & CLOTHING	--		2123793		6561180		1285724		4566304
5.BAGS & SACKS OF TEX. MATERIALS	MT	463	95257	1596	268665	359	56188	2508	403676
6.JUTE	MT	2350	151196	25119	1634789	7110	432367	20063	1255546
E. AGRICULTURE/OTH. CHEMICAL GROUP			100484459		389508755		77076062		298663892
1.ORGANIC CHEMICALS	--		28646260		102976591		17772071		72533204
2.INORGANIC CHEMICALS	--		5042082		21458962		3940140		16893224
3.DYEING TANNING & COLOUR MATERIAL	KG	18914805	5838419	61517495	21525898	13017529	4053489	56650814	16879387

Contd.

10.7 Imports by Selected Commodities in Rupees

(In Thousand Rupees)

Groups/commodities	Unit	October, 2018		Cuml, From July, 2018		October, 2017		Cuml, From July, 2017	
		Quantity	Value	Quantity	Value	Quantity	Value	Quantity	Value
4.MEDICINAL PRODUCTS	KG	1970611	11709696	7956139	48026982	2049995	10108051	6805132	35301828
5.ESSENTIAL OIL, PERFUMES TOILT ETC	KG	8195251	3365471	33311527	12780956	8312730	2779810	38822637	12887078
6.FERTILIZER MANUFACTURED	MT	203370	11233074	995549	53909569	253035	9914766	875854	34151230
7.PLASTIC MATERIALS	KG	133106253	24010565	489402412	92566128	137841476	21084814	504475232	79851242
8.INSECTICIDES	KG	3555693	2302717	9522720	7703468	2430394	1544411	8615656	6005693
9.OTHER.CHEMICAL PRODUCTS	--		8336175		28560200		5878510		24161007
F. METAL GROUP			56933458		213077198		41163498		177264849
1.IRON ORES AND CONCENTRATES	MT	166	9791	286	12982	58	2085	78	2783
2.IRON AND STEEL SCRAP	MT	326337	13714668	1661036	64896276	399356	12822671	1851909	56429979
3.NON FERROUS BASE METAL WASTE & SCR	MT	20330	1051848	111919	5087811	17312	751792	62273	2919969
4.IRON AND STEEL	MT	387614	33194017	1224630	104343422	261844	19203584	1136771	81909867
5.ALUMINIUM WROUGHT & WORKED	--		2508929		9870803		2059643		7086230
6.MANUFACTURES OF METAL NES	--		6454204		28865905		6323722		28916022
G. MISCELLANEOUS ITEMS			69037349		263639520		56724789		218687372
1.FEEDING STUFF FOR ANIMALS	KG	13408091	1556150	52314885	4927608	20551778	1001206	155705764	7675913
2.HIDES,SKINS AND FURSKINS RAW	KG	696464	305804	2733419	1254446	724927	293134	3204162	1341011
3.OIL SEEDS & OLEAGINOUS FRUITS	KG	290931756	17494199	957340365	53209969	313282273	15975388	965628307	50000666
4.RUBBER CRUDE INCL.SYNTH/RECLAIMED	KG	7704922	1856144	32121268	7155604	5915153	1298654	30758406	6430736
5.WOOD & CORK	--		1390041		5868285		1211762		4593017
6.PULP AND WASTE PAPER	KG	38332720	2136091	194989285	10346798	22828408	1151270	119135475	5883212
7.FERTILIZER CRUDE	MT	9613	422197	51344	2191050	13755	614733	36122	1611298
8.CRUDE ANIMAL&VEGETABLE MATERIALS	KG	14895937	2672884	44913849	8787316	11582213	2173974	38997063	7880586
9.COAL, COKE & BRIQUETTES	MT	1025988	14201451	5366543	73146549	942134	10290033	3495643	38141909
10.ANIMAL OILS AND FATS	KG	3275080	255280	10114975	799455	2807924	187692	11504101	809686
11.ANIMAL/VEG, FAT OIL WAX ETC NES	KG	2619878	389561	8298798	1259023	1455756	272465	5559390	910734
12.RUBBER TYRES & TUBES	NO	389411	2040308	1376079	8455912	659872	3410981	2700848	14124412
13.CORK/WOOD MFG.(EXCL FURNITURE)	KG	9430319	666644	35424906	2646933	5512747	612114	21758647	2610215
14.PAPER&PAPER BOARD & MANF. THEREOF	KG	56821247	6760323	211942017	24282829	48620521	4445538	219310807	20056949
15.CEMENT	MT	24671	146515	90800	490369	20778	159255	120602	654801
16.PREFABRICATED BUILDGS,SANITRY,PLG	--		1613834		5155321		1205606		6781311
17.FOOTWEAR	PAIR	3079586	1411060	8657416	4692983	1946303	957664	11309392	4467204
18.PROFESSIONAL,SCIENTFIC & CONTROL	--		6760022		24667072		6174027		23996300
19.PHOTO EQPT, OPTICAL GOODS N.E.S.	--		532141		2482117		512315		2469782
20.PRINTED MATTERS	--		641824		3174578		448876		2083137
21.ARTICLES N.E.S. OF PLASTICS	KG	3050907	1524525	13135397	6030658	2751723	1244105	11997712	5561585
22.BABY CARRIAGES, TOYS GAMES ETC.	--		961878		3135732		894078		3505357
23.OFFICE STATIONERY SUPPLY N.E.S	--		436480		1457247		514803		1721646
24.JEWELLERY OFGOLD/SILVERSMITH WEAR	--		198355		585223		247536		805573
25.MUSICAL INSTRUMENTS AND PARTS	--		2322096		6227398		1043573		3164313
26.ARTICLES & MFG. OF CAVING ETC.	--		155895		448831		201040		627012
27.GOLD.NON-MENETART NOT ORE/CONCEN	GM	36094	185648	155024	760213	43561	182967	186330	779009
ALL OTHER ITEMS	--		38519190		146092036		33053376		133226597

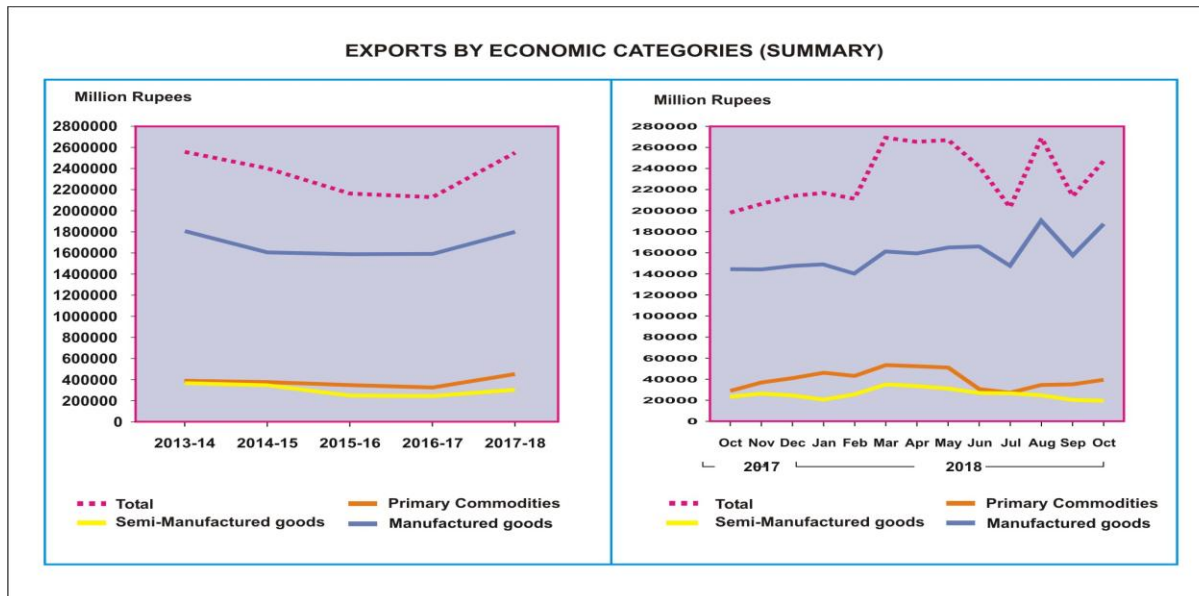
10.8 Exports by Economic Categories (Summary)

(Million Rupees)

Year/Month	Total	Primary Commodities	Semi-manufactured Goods	Manufactured Goods
2013-14	2,583,463.2	420,496.3	369,066.1	1,793,900.8
2014-15	2,397,513.0	402,750.3	352,073.7	1,642,689.0
2015-16	2,166,846.4	356,583.9	254,329.3	1,555,933.1
2016-17	2,138,185.6	331,040.1	246,319.2	1,560,826.3
2017-18	2,555,043.3	454,350.7	307,567.4	1,793,125.2
2017 Oct	198,177.3	29,150.5	23,475.6	145,551.2
Nov	207,301.0	36,991.0	26,291.7	144,018.3
Dec	214,351.8	41,727.4	24,560.3	148,064.1
2018 Jan	216,948.0	46,095.6	21,281.4	149,571.0
Feb	209,414.5	43,336.9	25,868.8	140,208.8
Mar	249,551.3	53,868.8	34,276.6	161,405.8
Apr	245,477.8	52,029.5	33,724.0	159,724.3
May	246,906.8	50,947.0	31,466.1	164,493.7
Jun	223,785.8	30,459.9	26,928.7	166,397.2
Jul	203,652.5	27,854.8	26,276.3	149,521.4
Aug	249,239.6	34,479.1	24,510.5	190,250.0
Sep	213,771.1	35,833.0	20,045.2	157,892.9
Oct	247,216.6	39,834.6	19,704.1	187,677.9

Note: Total may not tally due to rounding of figures.

* : Provisional



10.9 Export by Economic Categories (Details)

(In Thousand Rupees)

Commodities	October, 2018	Cuml. From July,2018	October, 2017	Cuml. From July,2017
GRAND TOTAL	247,216,622	913,879,789	198,177,317	741,306,361
A. PRIMARY COMMODITIES:	39,834,567	138,001,441	29,150,462	98,894,643
RAW COTTON (INCLUDING LINTER & WASTE)	910,701	2,262,082	1,499,978	5,218,248
RAW WOOL (INCLUDING ANIMAL HAIR)	47,647	248,416	37,322	124,512
FISH	5,532,110	13,857,173	4,892,322	12,786,383
RICE	16,777,757	55,506,693	14,492,455	48,244,445
HIDES & SKINS (INCLUDING FUR SKINS)	7,243	33,366	3,983	24,614
FRUITS & VEGETABLES	5,549,375	21,282,175	3,503,803	12,797,443
SPICES	1,261,763	3,330,405	886,600	2,289,107
TOBACCO UN-MANUFACTURED	54,968	120,910	91,590	214,568
OTHER PRIMARY COMMODITIES	9,693,003	41,360,222	3,742,409	17,195,323
B. SEMI-MANUFACTURES:	19,704,130	90,536,251	23,475,588	83,169,746
COTTON YARN	10,331,711	49,257,687	12,778,715	46,590,630
LEATHER	3,183,084	10,825,307	2,946,708	10,856,021
MOLASSES	417,157	915,950	1,214	876,073
OIL CAKES	166,318	1,440,033	8,752	106,145
AGAR, AGAR DUST & WOOD	155	155		
HENNA LEAVES & POWDER	33,238	73,386	27,599	81,737
OTHER SEMI MANUFACTURES	5,572,467	28,023,734	7,712,599	24,659,140
C. MANUFACTURED GOODS:	187,677,925	685,342,096	145,551,267	559,241,972
COTTON THREAD	13,102	48,020	20,074	50,085
COTTON FABRICS WOVEN	23,962,640	89,458,576	19,593,264	75,076,154
TEXTILE FABRICS (OTHER THAN COTTON FABRS)	3,600,081	12,789,784	2,792,946	10,957,120
WOOLLEN CARPETS	852,310	2,703,967	672,250	2,620,536
TAPESTRIES				186
MANUFACTURE OF LEATHER	6,540,559	25,098,051	5,329,898	21,927,475
FOOTWEAR	1,166,707	4,807,045	598,528	3,289,222
SPORTS GOODS (EXCLUDING INDOOR GAMES)	2,004,007	7,387,287	1,647,248	6,200,055
TOBACCO MANUFACTURED	37,424	101,082	31,859	85,896
MEDICAL INSTRUMENT N.E.S.	55,053	223,617	15,232	222,797
FRUIT & VEGETABLE PREPARATIONS	390,815	1,807,787	328,626	1,712,534
FISH PREPARATIONS	6,807	29,737		82,120
CEREAL PREPARATIONS	523,455	1,712,692	355,301	1,314,792
GUAR PRODUCTS	347,623	1,453,621	338,279	968,674
FLOUR & MEAL OF OIL SEEDS	1,468	4,777	1,271	1,271
FISH MEAL & MEAT MEAL	531,186	680,306	219,755	264,090
PETROLEUM PRODUCTS	1,799,681	10,429,073	2,343,806	6,504,717
CHEMICAL & CHEMICAL PREPARATIONS	15,264,970	49,651,119	11,189,456	38,609,831
MACHINERY & TRANSPORT EQUIPMENT	1,680,128	7,330,376	1,492,964	7,108,392
ARTICLES OF APPAREL AND CLOTHING				
ACCESSORIES (INCLUDING HOSIERY)	61,603,259	222,919,083	44,368,034	176,653,788
OTHER MANUFACTURED GOODS	67,296,650	246,706,096	54,212,477	205,592,238

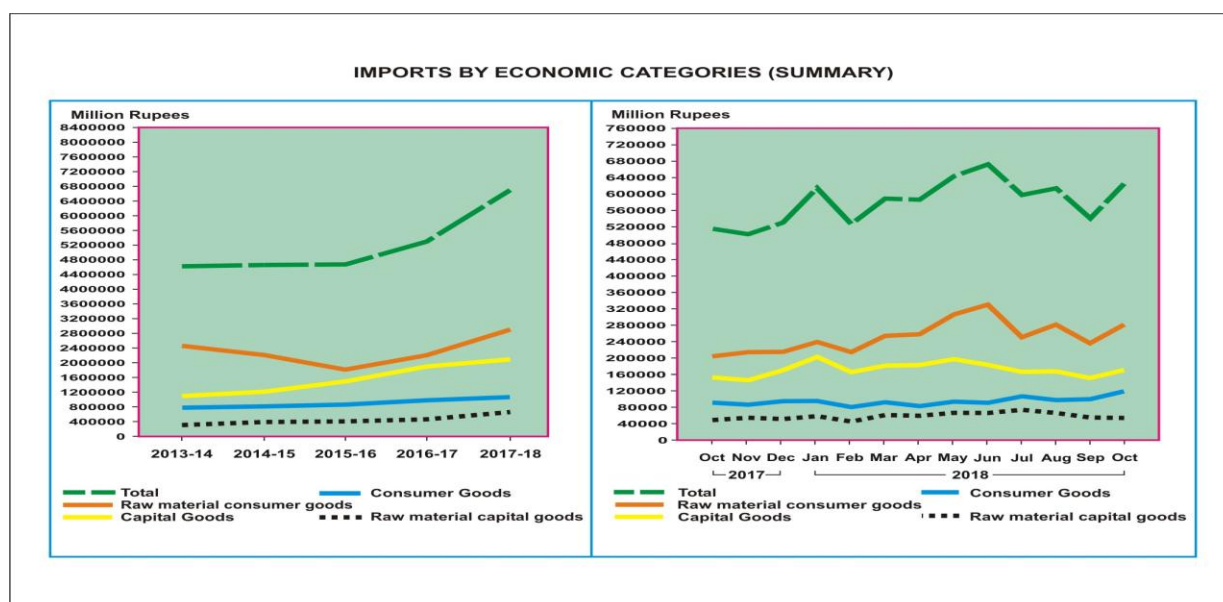
10.10 Imports by Economic Categories (Summary)

(Million rupees)

Year/Month	Total	Consumer goods	Raw material		Capital goods
			Consumer goods	Capital goods	
2013-14	4,630,520.8	780,192.2	2,462,189.2	306,810.4	1,081,329.0
2014-15	4,644,151.6	807,979.7	2,214,663.6	388,166.9	1,233,341.4
2015-16	4,658,748.9	870,976.8	1,887,884.5	417,209.9	1,482,677.7
2016-17	5,539,720.6	981,732.9	2,199,168.9	470,890.9	1,887,927.9
2017-18	6,694,896.7	1,070,539.0	2,878,787.6	660,986.3	2,084,584.0
2017 Oct	515,086.1	91,160.4	222,775.7	48,057.6	153,092.4
Nov	501,304.9	85,017.8	215,099.5	53,756.5	147,431.1
Dec	530,144.4	94,213.1	215,276.6	51,501.2	169,153.5
2018 Jan	614,925.2	95,441.3	239,943.6	57,597.6	221,942.7
Feb	526,140.8	80,427.2	235,531.0	44,934.4	165,248.3
Mar	588,568.5	92,213.3	253,911.9	60,912.7	181,530.6
Apr	586,223.9	86,783.9	257,115.7	59,537.7	182,786.6
May	667,561.9	94,634.4	307,555.5	67,821.1	197,551.0
Jun	672,111.9	90,918.4	330,118.1	67,301.4	183,774.0
Jul	597,827.6	107,550.7	251,380.8	72,735.8	166,160.3
Aug	614,125.7	100,034.9	280,276.7	67,014.4	166,799.7
Sep	545,495.8	106,902.7	235,590.4	53,902.6	149,100.1
Oct	626,030.9	119,406.3	281,160.6	54,574.4	170,889.6

Note: Total may not tally due to rounding of figures.

* : Provisional



10.11 Imports by Economic Categories (Detail)

(In Thousand Rupees)

Items	October, 2018	From July, 2018	October, 2017	From July, 2017
GRAND TOTAL	626030879	2383480027	515086054***	2007915107
1. CONSUMER GOODS TOTAL	119406268	433894455	91160421*	350889678
010121 PURE BRED BREEDING HORSES	9152	11256	2055	7022
010129 OTHER LIVE HORSES		4224		
010190 OTHER LIVE ANIMALS		1198		
010221 PURE BRED BREEDING BULLS	69881	69881		52236
010410 SHEEP LIVE		298359		
010511 FOWLS (CHICKEN) WT UPTO 185G	70280	485409	20956	655746
010599 OTH LIVE POULTRY	153	153	62	62
010613 CAMELS&OTH CAMELIDS(CAMELIDAE)				449
020130 MEAT OF BOV ANIM F/CH BON LESS	116	631	50	436
020220 OTH CUTS WITH BONE IN,BOV FROZ	5142	5261		
020230 MEAT BOV ANIMAL FROZE BONELESS	32042	126751	30198	81328
020423 OTH BONELESS MEAT OF SHEEP F/C		45		
020442 OTH CUTS OF SHEEP FROZ BONE IN		2365		
020450 MEAT OF GOATS FRESH/CHILL/FROZ			511483	567912
020610 EDIBLE OFFAL OF BOV ANIMAL F/C	48382	169045	31335	87847
020622 LIVERS OF BOV ANIMALS FROZEN	13401	25728	4462	17554
020629 O, EDIBLE OFFAL BOV ANI FROZEN	3536	14796	4281	17364
020680 OTH EDIBLE OFFAL OF ANIM FR/CH			42	42
020690 OTH EDIBLE OFFAL OF ANIM FROZEN			70	3158
020714 CUTS & OFFAL OF FOWLS FROZEN	10161	25277		5709
020754 OTH GEESE MEAT FRESH/CHILLED				1797
021099 OTH EDI FLOUR/MEAL OF MEAT/OFL		1385	2371	5486
030111 ORNAMENTAL FISH RFRESHWATER	4772	13455	3090	9841
030119 OTHER ORNAMENTAL FISH	172	346		396
030192 EELS. LIVE(ANGUILLA SPP)				292
030199 OTHER LIVE FISH	465	5088	970	4924
030219 OTH SALMO FISH,EXCL LIVER F/CH		13		2350
030229 O.FLAT FISH,EX.LIVER&ROES.F/CH	132	339	78	331
030319 O.SALMONIDAE FROZ,EX.LIVER&ROE				184
030339 OTH FLAT FISH,EXCL LIVERS FROZ	1496	20186	4441	18048
030363 COD FISH EXCL LVR/ROES FROZEN			82	82
030389 OTH FISH FROZEN EXC.LIVER&ROES				910
030432 CATFISH F.FILLET&MEAT.FRE/CHI				6
030439 OTH FISH FILLET/MEAT FRESH/CHI		18		
030441 FR/CH FILLET OF PACIFIC SALMON	1457	4239	828	2480
030451 OTH FILLETS OF TILAPIAS.FRE/CH	105706	196044	122413	245435
030462 FROZE FILLET/MEAT.CATFISH FISH	42493	122155	101970	239036
030469 FROZEN FILLET OF OTH TILAPIAS				9
030483 FROZEN FILLET/MEAT.FLAT FISH		218		
030487 FROZEN FILLETS/MEAT OF TUNAS		95	49	49
030489 FROZEN FILLET/MEAT OF OTH FISH			33	33
030499 OT FISH FILET/MEAT FRE/CH/FROZ			1600	2103
030510 FLOUR,MEAL&PELTS FOR FOR HUMAN			14	14
030520 LIVERS&ROES,DRIED,SMOKED,SALT			51	468
030549 OTH SMOKED FISH&FILLET NOT EDI			12	12
030559 OTH DRIED FISH SALT NOT SMOKED		6		
030569 OTH FISH SALT,NOT DRIED/SMOKED				2
030611 ROCK LOBSTER&SEA CRAWFISH FROZ	411	1373	156	695
030614 CRABS FROZEN FIT FOR HUMAN CON	40	40	21	754
030616 COLD WATER SHRIMPS&PRAWNS FROZ				1688
030617 OTHER SHRIMPS & PRAWNS FROZEN		396		
030729 OTH,SCALLOPS,CHLAMYS,FROZ,DRY			38	38
030742 CUTTLE FISH & SQUID LIVE FRESH			1232	1232
040110 MILK&CREAM OF A FAT UPTO 1%	1375	7624	2992	10658
040120 MILK & CREAM OF A FAT 1% TO 6%	5908	40818	7740	17072
040150 MILK & CREAM.FAT-EXCEEDING-10%	152	3444	706	5890
040210 MILK IN POWDER FAT 1.5%	705736	2667742	987844	3288252

Contd.

10.11 Imports by Economic Categories (Detail)

(In Thousand Rupees)

Items	October, 2018	From July, 2018	October, 2017	From July, 2017
040221 MILK IN POWDER>1.5% FAT	6068	41806	4016	490587
040229 OTH,MILK IN POWDER>1.5% FAT	82	3178	644	2365
040291 OTH MILK/CREAM NOT SOLID/SWEET	2355	9558	1395	8579
040299 OTH MILK/CREAM SOLID,SWEETEND	3063	83336	18633	47890
040310 YOGURT	2733	8611	280	5422
040390 BUTTER MILK,CURDLED MILK/CREAM	19	157	167	2960
040410 WHEY POWDER	101514	532926	242140	895873
040490 OTH PRODUCT CONSIST NATUR MILK	42797	131219	44124	133404
040510 BUTTER	14407	60475	21699	72388
040520 DAIRY SPREADS	2268	2383		
040590 OTH FATS&OIL DERIVED FR MILK	75	3433	5174	17518
040610 FRESH CHEESE	12765	132746	25370	94454
040620 GRATED OR POWDER CHEESE	33003	198050	50573	252609
040630 PROCESSED CHEESE NOT GRATED	56457	190921	45344	175357
040690 OTHER CHEESE	6547	14729	4301	5022
040711 FERTILIZED CHICKEN EGGS(FOWLS)	337	94275		949
040719 FERTILIZED EGGS OF OTHER BIRDS		91	237	923
040721 O.FRESH EGGS OF CHICKEN(FOWLS)			1876	7214
040729 OTH FRESH EGGS OF OTHER BIRDS		162	398	398
040811 EGG YOLKS,DRIED	8126	16717		6487
040819 EGG YOLKS,OTHER THAN DRIED	15919	30515		16265
040891 OTH BIRDS,EGG,NOT IN SHELL DRY	8115	82961	26969	108425
040899 OTH BIRDS,EGG OTH THAN DRY				1
040900 NATURAL HONEY	29641	92518	25944	91462
041000 EDIBLE PRODUCT OF ANIMAL ORIGN		1069	717	1455
070110 POTATO SEEDS	13833	13833	14138	14138
070190 POTATOES,FRESH OR CHILLED	1174	1413	404	508
070200 TOMATOES,FRESH OR CHILLED	524200	3627589	844783	2794053
070310 ONIONS AND SHALLOTS	426891	917482	701486	1241732
070320 GARLIC	187211	1101968	685461	3484624
070390 LEEK,OTH ALLIACEOUS VEGETABLES				1
070410 CAULIFLOWERS & HEADED BROCCOLI			65	273
070490 OTH;EDIBLE BRASSICAS,FRESH/CHI	1275	19161	178	4616
070511 CABBAGE LETTUCE(H-LETUC)SALAD			2634	23183
070519 OTHER; LETTUCE	94	282	638	7751
070529 OTHER; CHICORY ROOTS	432	432		
070610 CARROTS AND TURNIPS	320	889	9001	10508
070690 OTH SALAD.BEETROOT,RADISH ETC		10	564	1515
070700 CUCUMBERS&GHERKINS,FRESH/CHL	187741	1133357	106290	586409
070810 PEAS FRESH OR CHILLED			39	147
070820 BEANS (SAME),FRESH OR CHILLED			3	6
070920 ASPARAGUS,FRESH OR CHILLED			119	412
070930 AUBERGINES FRESH OR CHILLED			104	119
070940 CELERY OTH THAN CELERIAC,F/CHL			43	161
070951 MUSHROOMS,FRESH OR CHILLED		1096	477	1768
070959 GLOBE ARTICHOKE,FRESH/CHILLED		131	23	87
070960 FRUIT OF GENUS CAPSICUM F/CHLL		546	855	2811
070999 OTH VEGETABLES FRESH/CHILLED		6879	251	1384
071010 POTATO, FROZEN.			48	309
071021 PEAS(PISUM SATIVUM),FROZEN	1072	3995	2201	2201
071022 BEANS FROZEN	102	102		
071029 OTH LEGUMINOUS VEGETABLES FROZ			300	302
071030 SPINACH,NEWELAND SPINACH FROZ	131	318		
071040 SWEET CORN, FROZEN	6511	17203	2767	11038
071080 OTHER VEGETABLES,FROZEN	2548	8069	285	430
071090 MIXTURE OF VEGETABLES,FROZEN	12872	16686	2436	8431
071120 OLIVES PROVISIONALLY PRESERVED				9
071140 CUCUMBERS & GHERKINS PRESERVED			201	508
071190 OTH VEGETABLES, PRESERVED		2361	2418	2418
071220 ONION; WHOLE DRIED,CUT	15989	60658	15483	57736
071231 MUSHROOM GENUS AGARICUS DRIED	376	1054	404	919

Contd.

10.11 Imports by Economic Categories (Detail)

(In Thousand Rupees)

Items	October, 2018	From July, 2018	October, 2017	From July, 2017
071239 OTH TRUFFLE DRYCUT WHOLE SLIC	8896	32850	5341	24601
071290 OTH VEGETABLE MIXTURE DRIED	17592	35094	30191	110288
071310 PEAS DRIED SHELLED		2679016	482694	1645008
071320 GRAM DRY WHOLE	4580518	15487606	1735113	8975996
071331 BEANS OF SPECIES VIGNA MUNGO		10254	17461	110020
071332 SMALL RED (ADZUKI) BEANS			4540	4540
071333 KIDNEY BEANS,INCL WHITE BENAS	612713	2464116	597498	3111327
071339 GREEN BEANS,DRY WHOLE	65646	167749	124257	1005133
071340 LENTILES, DRY WHOLE	367564	2757532	111949	676303
071350 BROAD BEANS & HORSE BEAN	1426	23474	12843	23978
071360 PIGEON PEAS			3531	3531
071390 BLACK METPE DRY WHOLE	803279	1816736	613983	2602792
071430 YAMS FRESH,CHILLED,FROZEN/DRIE	210	210		336
080111 DESICCATED, COCONUTS	80058	329195	57107	339110
080112 COCONUT IN THE INNER SHELL	1970	7423		1518
080119 COCONUT SEED	55404	141865	10348	32368
080132 CASHEW NUT SHELLED			37832	177957
080211 ALMOND IN SHELL	4273	21217	56477	254531
080212 ALMOND,SHELLED (GIRI).	20	4521	236843	988584
080221 HAZEL NUTS,IN SHELL	137	197	82	1720
080222 HAZEL NUTS,SHELLED				1
080231 WALNUTS IN SHELL(AKHROTE)	241075	402039	37360	58088
080232 WAL NUTS SHELLED(AKHROTE)	970	1616	127	250
080251 PISTACHIO IN SHELL	87156	147912	179963	238988
080252 PISTACHIO SHELLED	27337	45027	16905	17486
080262 MACADAMIA NUTS SHELLED				1
080280 ARECA(BETAL NUTS)			777718	4604742
080290 OTHER EDIBLE NUTS	41	1144	178	458
080390 OTHER BANANS FRESH OR DRIED				1
080410 DATES FRESH	315794	537626	143490	279085
080420 FIGS	5552	10727	7644	14162
080430 PINEAPPLES				460
080440 AVOCADOS			236	882
080450 GUAVAS			9	9
080510 ORANGES		104	194	4263
080540 GRAPE FRUIT,FRESH OR DRIED				110
080550 LEMONS AND LIMES			6	14
080590 OTH CITRUS FRUITS FRESH/DRIED.	117	117		48
080610 GRAPES, FRESH	4885419	10214950	1686085	5768580
080620 GRAPES, DRIED	32767	67901		92060
080711 WATERMELONS	1666	82428	20812	419274
080719 OTHER MELONS	23683	44468	3833	76677
080720 PAPAWS;(PAPAYAS/PAPITA)		3		
080810 APPLE, FRESH	359	359	714486	1053284
080830 PEARS FRESH			14808	32081
080910 APRICORTS;FRESH(KHUBANI)		1091961	12293	1038176
080929 OTHER FRESH CHERRIES		891		
080930 PEACHES,(INCLNECTR)ARROO FRESH			130	130
080940 PLUMS AND SLOES		465	3681	11392
081020 RASBERRY,BLACKBERRY,ETC FRESH			12	39
081030 BLACK,WHITE/RED CURRANTS&GOOSE	163	163		
081050 KIWIFRUIT, FRESH			176	2401
081090 POMEGRANATA,FRESH	635279	858553	400485	576201
081110 STRAWBERRIES,FROZEN				1572
081120 RASBERRY,BL.BERRY MULBERRY FRZ	47	312	519	1021
081190 OTHER FRUITS AND NUTS,FROZEN		86		1078
081290 OTH FRUIT/NUTS PRESERVED PROVI		118		8555
081310 APRICOTS DRIED	13784	33653	12418	41615
081320 PRUNES DRIED	20729	40734	11092	33454
081330 APPLES DRIED	2	2983		4565
081340 TAMARIND	206609	350775	95222	218274

Contd.

10.11 Imports by Economic Categories (Detail)

(In Thousand Rupees)

Items	October, 2018	From July, 2018	October, 2017	From July, 2017
081350 MIXTURE OF NUTS,DRIED FRUITS		101	668	2059
090111 COFFEE NOT ROAST,NOT DECAFEINE				50
090112 COFFEE NOT ROAST,DECAFFEINATED		9	3	3
090121 COFFEE,ROAST,NOT DECAFFEINATED	2118	21790	1618	7966
090122 COFFEE ROASTED,DECAFFEINATED	18	18		
090190 OTH COFFEE HUSKS/SKIN/COFE SUB	238	492	10782	29928
090210 GREEN TEA PACK < 3 KG	7211	34703	34	9509
090220 OTHER GREEN TEA(NOT FERMENTED)	180430	629114	133368	451252
090230 BLACK TEA & PARTLY FERMENT TEA	352	2400	35894	36533
090240 TEA DUST	6356878	24275922	4794090	18866245
090300 MATE			17	21
090411 PEPPER,BLACK,CRUSH NOT GROUND	190678	695106	145683	1280459
090412 PEPPER CRUSHED OR GROUND	1898	1941		3230
090421 RED CHILLIES (WHOLE)	2209	8356	1127	26728
090422 RED CHILLIES (POWDER)	16656	42451		8032
090520 VANILLA CRUSHED OR GROUND			21	21
090611 CINNAMON NOT CRUSHED OR GROUND	11756	18123	3967	14126
090619 OTHER CINNAMON	72563	350709	58584	374017
090620 CINNAMON & TREE FLOWER,CRUSHED		22	30	30
090710 CLOVES NEITHER CRUSHED/GROUND	104421	321894	70104	296705
090811 NUTMEG NEITHER CRUSHED/GROUND	26927	67848	20046	80836
090812 NUTMEG CRUSHED & GROUND		91	9	9
090821 MACE NEITHER CRUSHED/GROUND	10833	56741		32922
090822 MACE CRUSHED OR GROUND	3173	3173		
090831 LARGE CARDAMOMS NITHER-CRU/GRO	72516	574841	145330	492115
090832 CARDAMOMS CRUSHED & GROUND	1014	3643		614
090921 SEEDS-CORIANDER NITHER CRU/GRO	47692	201608	39587	195989
090922 SEEDS-CORIANDER CRUSHED/GROUND				4417
090931 SEEDS CUMIN.N-CRU/GRO(W.ZEERA)	31950	209944	52893	227135
090932 SEEDS CUMIN.CRUSH/GRO(W.ZEERA)	745	769		219
090961 CARAWAY,ANISE,FENL,JUNI.N-CR/G	14268	74305	13139	71457
090962 CARAWAY,ANISE,FENEL,JUNI.CR/GR	267	267		
091011 GINGER NEITHE CRUSHED/GROUND	957354	3887245	588560	2848027
091012 GINGER. CRUSHED OR GROUND		2586		1051
091020 SAFFRON, (ZAFRAN)	196	196		548
091030 TURMERIC (CURCUMA)	6556	37509		764
091091 MIXTU OF PROD H-09.04 TO 09.10	24073	73525	2326	53515
091099 THYME BAY LEAVES	14326	28443	15582	36176
100111 DURUM WHEAT SEED				34
100290 OTHER RYE				576
100390 OTHER BARLEY	40602	246640	40373	108289
100490 OTHER OATS		11407	172768	505305
100510 SEED, MAIZE	187497	853968		485463
100590 OTHER MAIZE (CORN)	30888	111210	25008	56986
100610 RICE SEED FOR SOWING		14010		543
100620 HUSKED (BROWN) RICE		164		
100630 RICE BASMATI	189	2081	6287	18877
100640 BROKEN RICE		2392	5065	11480
100821 SEED MILLET (BAJRA)	308	126392		
100829 OTHER MILLET (BAJRA)	4302	47300	39896	124960
100830 CANARY SEED	350	350	7182	19491
100850 QUINOA			57	101
100890 OTHER CEREALS	3895	3926	20	39
110100 WHEAT FLOUR	7330	17424	992	4265
110220 MAIZE (CORN) FLOUR	1227	1526	171	1794
110290 OTHER CEREL FLOUR	37	103	250	856
110311 GROATS AND MEAL OF WHEAT				99
110313 GROATS&MEAL OF MAIZE (CORN)	2176	8596		5280
110319 GROATS AND MEAL OF OTH CEREL		91	199	199
110320 PELLETS OF OTHER CEREALS	3614	3614		67768
110412 ROLLED OR FLAKED, OATS.	2685	16595	2920	11712

Contd.

10.11 Imports by Economic Categories (Detail)

(In Thousand Rupees)

Items	October, 2018	From July, 2018	October, 2017	From July, 2017
110419 ROLLED/FLAKED GRAIN/OTH CEREAL			122	154
110422 OTHER WORKED GRAIN OF OATS		20475	6980	30374
110423 OTH WORK GRAIN OF MAIZE (CORN)			2240	5295
110429 OTH WORK GRAIN OF OTH CEREALS			17	57
110430 GERM OF CEREALS,WHOLE,ROL,FLAK				225
110510 FLOUR,MEAL&POWDER OF POTATOES	47702	208989	40693	153941
110520 FLAKE,GRANULE/PELLETS POTATOES	5720	18292	3483	16437
110630 FLOUR,MEAL POWDER PRD CHAPT-8	376		1048	1142
110710 MALT NOT ROASTED		18178		
110720 MALT ROASTED				1047
121120 GINSENG ROOTS	303	303		
121229 OTHER SEAWEDS& OTHER ALGAE		5035		
121292 LOCUST BEANS (CAROB)			23	23
121299 OTHER FRUIT STONE&KERNELS/VEG		829		2167
121410 LUCERNE (ALFALFA) MEAL&PELLETS		4645		
121490 OTH SWEDES,MANGOLDS,FODDER,HEY				1404
130120 GUM ARABIC	15538	67058	41	35677
160231 OTH PREP/PRESV MEAT OF TURKEY	1743	1743		564
160232 OTH PREP/PRESV MEAT OF FOWLS	13529	102273	45645	177812
160239 OTH PREP/PRESV,MEAT OTH POLTRY	1409	16799	12813	44018
160250 OTH PREP/PRES MEAT BOVIN ANIML	888	2816	460	2533
160290 OTH PREP MEA OFL,BLOOD ANIMAL				87
160300 EXTRACT/JUICE OF MEAT,FISH ETC			11	73
160411 SALMON,FISH,WHOLE/PIE NOT MICE	536	2415	39	158
160413 SARDINE,BRISL/SPRAT W/P N-MINC		22	31	66
160414 TUNAS,SKIPJACK,BONITO,WHOLE/PC	205	1574	318	1242
160417 EELS,WHOLE/PIECE NOT MINC		6		
160419 OTH FISH,WHOLE/PIECE NOT MINCE	2323	11636	2429	8141
160420 FISH MAWS	4156	8269		4229
160510 CRAB,PREPARED OR PRESERVED.	26	79	124	124
160552 SCALLOPS,INCL QUEEN SCALLOPS				134
160555 OCTOPUS PREPARED OR PRESERVED		6		
170112 BEET SUGAR RAW NOT CONT FLAVOR				93
170113 GUR (JAGGERY)N-CON FLAVOUR/COL		79	233	298
170114 OTH CANE SUGAR RAW.N-CON FL/CO			47	59
170191 O.CANE/BEET SUGAR CON.FLAV/COL		660	976	1423
170199 WHITE CRYSTALLINE CANE SUGAR	46464	149766	55308	219356
170211 LACTOSE CONT BY WT>.99%LACTOSE	109451	667977	103637	561936
170219 OTH,LACTOSE AND LACTOSE SYRUP		2165		9
170220 MAPLE SUGAR			251	252
170230 GLUS SYP,DRY STAT FRVCT <20%	52072	381217	64170	276613
170240 GLUCOSE/GLUCOSE SYRUP<20% FRUC	1633	2717		
170250 CHEMICALLY PURE FRUCTOSE		2573	3260	4800
170260 OTH FRUCTOS SYP,50% WT OF FRAC	1527	3572	1239	1239
170290 MALTOSE	78180	286304	53632	329688
170310 CANE MOLASSES	203	203		
170410 CHEWING GUM,WH/NOT SUGA COATED	22205	61045	17059	58428
170490 WHITE CHOCOLATE	55543	296865	90358	312273
180310 COCOA PASTE,NOT DEFATTED(LICOR	28365	160635	24143	58091
180400 COCOA,BUTTER,FAT AND OIL	97406	335635	24359	183591
180500 COCOA POWDER,NOT CON ADDED SUG	186263	578995	146155	491232
180610 COCOA POWDER,CON ADDED SUGAR	150	6437	1630	4335
180620 OVALTINE	81918	393634	68921	233598
180631 OTH FOOD PREP COCOA BARS FILD	23026	47258	48024	113656
180632 OTH FOOD PREP COC BAR NOT FILD	4429	13904	243	1596
180690 OTH,FOOD PREP CONT COCOA LIQUD	32214	405729	58899	180714
190110 FOOD PREP FOR INFANT USE	1672005	5436396	1053035	3618121
190120 MIXES&DOUGHS FOR PREP BAKER	8062	43522	8769	50121
190190 MALT EXTRACT	264588	1417555	426138	1532057
190211 UNCOOK PASTA,NUT STUFD CON EGG			60	193
190219 MACARONI RAW	6629	13939	1785	15225

Contd.

10.11 Imports by Economic Categories (Detail)

(In Thousand Rupees)

Items	October, 2018	From July, 2018	October, 2017	From July, 2017
190220 STUFFED PASTA,WHETH/NOT COOKED				8
190230 OTHER PASTA	1199	7079	1412	10167
190240 COUSCOUS WHETER OR NOT PREPARE		10	40	68
190300 SAGO	3593	29746	1885	24703
190410 CORNFLAKES	41619	166400	43089	168032
190420 PREP FOOD UNROAST CEREAL FLAKE	17	32	48	389
190490 OTH PREP FOOD OBTAIN BY CEREAL	13579	64674	8127	57669
190510 CRISPBREAD AND BUNS	1	328		7
190531 SWEET BISCUITS	15543	66580	24302	61339
190532 WAFFELS AND WAFERS	9408	44631	22718	74064
190540 RUSK,TOASTED BREAD & PRODUCTS	2374	10294	1167	9796
190590 OTHER BAKERY PRODUCTS	58398	220729	49723	182593
200110 CUCUMBER,GHERKINS PREP/PRESERV	1149	2410		1158
200190 PICKLES	6160	24350	2958	13092
200210 TOMATOES,WHOLE/PIECE,PREP/PRSV	206	1231	85	189
200290 TOMATOES PASTE	46252	234217	12913	140261
200310 MUSHROOM,PREP/PRSV O/TH VINHER	10540	47649	5411	31887
200390 OTH MUSHROOM&TRUFFLE PREPARED	595	2854		8
200410 POTATO,PREP/PRSV,O/TH VINGERS	104184	401716	93262	431882
200490 OTH VEG MIX/VEG PREP O/TH VING	3521	4842	2203	6047
200510 HOMOGENIZED VEGETABLES				124
200520 POTATO PREP O/TH VING NOT FROZ	271	3388	2411	6415
200540 PEAS PREP O/TH VINGER NOT FROZ	102	2122	562	2745
200551 BEAN SHELDED PREP O/TH VING N/FZ	226	1071	949	2649
200559 OTH BEAN PREP O/TH VING NOT FZ	2405	3308	1599	3981
200560 ASPARAGUS,PREP O/TH VING N-FZ				103
200570 OLIVES PREP O/TH VING NOT FROZ	25675	63741	26200	79077
200580 SWEET CORN,PREP/PRESV NOT FROZ	4856	25183	6187	28887
200591 BAMBOO SHOOTS	264	264		108
200599 OTH VEGE PREPARED OR PRESERVED	1694	10601	4813	12469
200600 VEG,FRUIT,NUTS,PEEL PRE BY SUG	1029	1797	57	912
200710 HOMOGENISED PREPARATIONS	161	1405	450	2747
200791 OTH,CITRUS FRUIT COOKED PREP			258	679
200799 OTH JAM,FRUIT,JELLY,MARMALADE	16738	31486	16652	49234
200811 GROUND NUTS,PREP/PRESERVED		1000	4250	23949
200819 OTH NUTS/SEED INCL MIXTURES	16243	73106	10271	65176
200820 PINEAPPLES,PREPARED/PRESERVED	9601	144281	35910	228004
200830 CITRUS FRUIT,PREPARE/PRESERVED		21304	6838	45168
200840 PEARS,PREPARED OR PRESERVED		2485	1125	9151
200850 APRICOTS,PREPARED OR PRESERVED			181	647
200860 CHERRIES,PREPARED OR PRESERVED	405	3853	1157	3301
200870 PEACHES,PRPARED OR PRESERVED		305		5139
200880 STRAWBERRIES,PREPARE/PRESERVED		5119	1862	5564
200893 CRANBERRIES	95	95	8	8
200897 MIXTURES OF FRUITS,NUTS&PLANTS	28939	215838	42896	179749
200899 OTH FRUITS,NUT/EDIBLE PLANTS	14036	39206	12615	38977
200911 ORANGE JUICE,FROZEN	7559	16425		14045
200919 OTHER ORANG JUICE	5649	23055	6243	34552
200929 OTHER GRAPE FRUIT,JUICE		1345		1176
200931 JUICE OF ANY SINGL CITRUS FRUIT	140	140		
200939 OTH JUICE OF ANY CITRUS FRUIT		3953		10668
200941 PINEAPPLE JUICE ,BRX VAL=20			75	1419
200949 OTHER PINEAPPLE JUICE	11490	25609	9573	61068
200950 TOMATO JUICE				32
200969 OTHER GRAPE JUICE	112	180062	118095	239727
200979 OTHER APPLE JUICE	6669	43482	1144	26291
200981 CRANBERRY JUICE			134	284
200989 OTHER JUICE OF FRUIT/VEGETABLE	10818	81929	20701	171070
200990 MIXTURES OF JUICES	2416	5707	3383	22416
210111 INSTANT COFFEE IN BULK	76290	329857	118282	250919
210112 PREP WITH A BASIS OF EXTRA/COF		1733		529

Contd.

10.11 Imports by Economic Categories (Detail)

(In Thousand Rupees)

Items	October, 2018	From July, 2018	October, 2017	From July, 2017	
210120	EXTACT,ESSENCE ETC OF TEA MATE	4687	17344	2106	21008
210130	ROASTED CHICORY/OTH COFEE/SUB		5838		
210210	ACTIVE YEASTS	56258	242770	53791	212924
210220	INACTIVE YEASTS,OTH SINGL CELL	10849	28532	23	650
210230	PREPARED BAKING POWDERS	8538	17874		7360
210310	SOYA SAUCE	26933	70736	8237	57308
210320	TOMATO KETCHUP/OTH TOMATOSAUCE	5560	25260	13790	61970
210330	MUSTARD FLOUR/MEAL/PREP MUSTAR	1831	5976	9385	35369
210390	OTH SAUCES PREP/MIX SEASONING	58856	200426	38155	143218
210410	SOUPS/BROTHS & PREP THEREOF		3073	161	1390
210420	HOMOGENISE COMPOSITE FOOD PREP		8	1112	1173
210500	ICE CREAM,OTH EDIBLE ICE	28491	80654	6269	40313
210610	PROTEIN HYDROLYSATES	142147	154812	408	2085
210690	FLAVOURING POWDER FOR PRE FOOD	576253	2487468	433206	2156904
220110	MINERAL WATERS	2750	13514	1486	13137
220190	OTH,NATURAL/ARTIFICIAL WATERS	851	4953	1580	5387
220210	AERATED WATERS CONT SUGAR	49851	229905	47488	262788
220291	NON-ALCOHOLIC BEER	4173	12519	2901	12327
220299	OTH WATER CONT. SWEETENING MAT	9067	89158	7300	66278
220300	BEER MADE FROM MALT	72	2052	862	3035
220410	SPARKLING WINE	439	842	118	4350
220429	OTH WINE OF FRESH GRAPES>2LT		135	620	620
220510	VERMOUTH/OTH WINE F/GRAPE<2LTR		383	112	275
220820	SPIRIT OBT BY DISTIL GRAPEWINE				21
220830	WHISKIES		713	352	1062
220840	RUM&OTH SPIRITS DISTILL SUGAR			4	4
220850	GIN AND GENEVA			10	10
220860	VODKA		165	68	160
220870	LIQUEURS AND CORDIALS		83	243	3656
220890	OTH SPIRIT/SPIRITOUS BEVERAGES		265	33	693
220900	VINEGAR&SUBSTITUTE,ACTIC ACID	3296	13598	2090	10623
230230	BRAN SHARP & RESIDUES OF WHEAT		4	1567	3197
230250	BRAN SHARP RESIDUE LEGUM PLANT			28912	121569
230310	RESID.STARCH MANUF&SIM RESIDUE		110		
230330	BREWING/DISTILLING DREGS/WASTE	825	15932	17418	578161
230400	OIL-CAKE/OTH S/RESID SOYABEAN	10397	10565	8258	3172220
230630	OIL CAKE/OTH SUNFLOWER SEEDS				7711
230649	OIL CAKE/OTH RESID RAPE SEEDS	3015	3015		
230650	OIL CAKE/OTH RESIDUES,COCONUT				780
230660	OIL CAKE/OTH RESIDUE,PALM NUTS	580281	1540946	388649	1414025
230690	OIL CAKE/OTH SOLID RESIDUE,VEG				4
230800	VEG MATL & VEG WASTE,VEG RESID	28166	89727		17802
230910	DOG/CAT FOOD,PUTUP RETAILSAL	31020	133950	34197	116680
230990	PREPARATIO FOR FEED SUPPLEMENT	902447	3128715	522205	2242360
240210	CIGAR,CHEROOTS CONTAIN TOBACCO	1003	2469	705	1299
240220	CIGARETTES CONTAINING TOBACCO	460	525	657	7427
240290	CIGAR,CHEROOTS/TOBACCO SUBST		39		4
240319	OTHER SMOKING TOBACCO		7291		378
240391	HOMOGENISE/RECONSTITUTE TOBACO	3631	6060		4991
240399	TOBACCO,CHEWING	8438	15773	1893	2331
271012	MOTOR SPIRIT	48659763	170911605	32331653	115668025
271019	KEROSENE	1021801	6804498	1293225	3658944
293510	N-METHYLPERFLUROCT SULPH	5251	5255		234
293550	OTH PERFLUROCTANE SULPHONAMIDE				1222
293590	O-TOLUENE-SULPHONAMIDE	199529	740308	166354	610105
293621	VITAMIN A ITS DERIVATIVE UNMIX	81067	184329	31811	126374
293622	VITAMIN B1/ITS DERIV UNMIXED	39918	234331	43231	115335
293623	VITAMIN B2/ITS DERIV UNMIXED	45555	178128	29501	86369
293624	D-,DL-PANTOTHENIC ACID(VITB3B5	70154	305126	31100	170674
293625	VITAMIN B6/ITS DERIV UNMIXED	60424	259057	30992	152452
293626	VITAMIN B12/ITS DERIV UNMIXED	51762	280277	67673	248090

Contd.

10.11 Imports by Economic Categories (Detail)

(In Thousand Rupees)

Items	October, 2018	From July, 2018	October, 2017	From July, 2017
293627 VITAMIN E/ITS DERIVATIVE UNMIX	129699	479270	67564	302225
293628 VITAMIN D/ITS DERIVATIVE UNMIX	144976	348648	63217	196919
293629 OTH VITAMIN/ITS DERIV UNMIXED	163542	587223	89763	479027
293690 OTH INTER-MIXTURE PROVITAMINS	53991	262750	43277	141684
293712 INSULINE AND ITS SALTS	6684	93814		52
293719 OTHER POLYPEPTIDE HARMONES	6439	43643	14389	43256
293721 CORTISONE/HYDRO/PREDNISONE ETC	73366	164948	51918	129919
293722 HALOGENATE DERIV ADERNAL HORMN	93816	394510	113705	338729
293723 OESTROGENS AND PROGESTOGENS	156072	532254	103686	416437
293729 OTH,STEROIDAL HARMONES,DERIVAT	23948	131717	47457	143129
293750 PROSTAGLANDINS,THROMBOXANES&DR	15617	63277	19921	37351
293790 OTH HORMONES/ITS DERIVATIVES	10402	63730	19145	62624
293810 RUTOSIDE(RUTIN)/ITS DERIVATIVE				1238
293890 GLYCOSIDES BASE PESTICIDES	199304	627738	47169	213496
293911 CONCENTRATES OF POPPY STRAW	33178	53645		7765
293919 OTH ALKALOIDS OF OPIUM/DERVATI	11300	72804	27839	71872
293920 QUININE SULPHATE		728	1396	2269
293930 CAFFEINE AND ITS SALTS	32125	225374	22062	88104
293949 OTHER,EPHEDRINE AND ITS SALTS	41747	172241	33304	94362
293959 OTH THEOPHYLLINE/AMINOPHLLINE	43923	136746	26559	80792
293962 ERGOTAMINE (INN) AND ITS SALTS		3443	771	771
293969 OTH ALKALOID OF RYE ERGOT/SALT	86442	192497	51117	199650
294000 SUGARD O/T SUCROSE/LACTOSE ETC	62024	309334	59938	291117
294110 PENCILLINE/DERV/ACID/SALT ETC	30867	188050	13121	201900
294120 STREPTOMYCIN/DERIV/SALT THROF	5194	46058	2309	50333
294130 TETRACYCLINE/DERIV/SALT THROF	116459	472994	70788	329724
294140 CHLORAMPHENICAL/DERIV/SALT	37282	202119	31658	119802
294150 ERYTHROMYCIN/DERIV/SALT THROF	120947	815122	152605	560827
294200 OTHER ORGANIC COMPOUNDS.	17761	129661	45083	110675
300190 OTH GLAND ORGAN,EXTRACT,HAPRIN	64	64		
300211 MALARIA DIAGNOSTIC TEST KITS	3	3		21
300212 ANTISERA/OTH BLOOD FRAC MODIFY	5545	5601		3903
300213 IMMUNOLOGICAL PROD.,UNMIX,UNPK				596
300215 IMUNOLOGICAL PROD IN DOSE/PACK	91	3821	217	428
300219 OTH IMMUNOLOGICAL PRODUCTS		3842	4	6852
300220 TATNUS TOXIDE	1325796	11859468	1231475	6067921
300230 VACCINE VETERINARY MEDICINE	453416	2105141	608446	2327388
300290 HUMAN BLOOD	36264	209167	44178	220502
300320 MEDICAMENT OTH ANTIBIOTICS	9377	133964	95191	179033
300339 OTH,MEDICEMENT HARMONE ANTIBTC		168950	37905	136745
300390 UNANI,AYURVEDIC/OTH ORIENT MED	119045	324503	22508	267323
300410 AMPICILLIN,AMOXICILLIN-CAP/CYRU	21029	93480	21052	106555
300420 MEDICAMENT OTH ANTIBIOTICS	187647	1003394	340090	1364213
300431 MEDICAMENT INSULIN NOT ANTIBTC	441728	2045281	308919	1424991
300432 MEDICIMENT ADERN CORTC HARMONE	42368	153688	39791	152304
300439 OTH MEDICIMENTHARMONE NOT ANT	189150	611545	190669	567051
300449 MEDICAMENT ALKALOID DERV ANTI		34361		5426
300450 COD LIVER OIL MEDICINAL	30767	86164	25117	50272
300460 OT ANTIMALARIAL ACTI PRINCIPLE			20884	29507
300490 UNANI AYURVEDIC,OTH ORIENT MED	5409879	17214235	4826094	13603318
300510 SURGICAL TAP IN JAMBO ROLLS	82957	206279	33099	133826
300590 ACRYNOL PAD	32780	112166	42336	99500
300610 VASCULAR GRAFTS	375746	555719	201168	522264
300620 BLOOD-GROUPING REAGENTS	450	1702	10	10
300630 OPACIFY X-RAY EXAM DIAGNOSTIC		354	73	3302
300640 DENTAL CEMENT/DENTAL FILLING	8204	48803	14447	40276
300650 FIRST AID BOXES AND KITS.		2437	323	867
300660 CHEMICAL CONTRACEPTIVE HORMONE	10778	10778	51	23172
300670 GEL PREP HUMAN/VETERINARY USE	2918	12221	6897	25579
300691 APPL IDENTIFIABLE, OSTOMY USE	8708	11839		10171
321519 FLOURESCENT INK	430408	1604511	328269	749857

Contd.

10.11 Imports by Economic Categories (Detail)

(In Thousand Rupees)

Items	October, 2018	From July, 2018	October, 2017	From July, 2017
321590 BALL POINT/FINE LINER INK	45490	187145	58696	350277
330112 ESSENTIAL OIL OF ORANGE	6206	42533	4008	36087
330113 ESSENTIAL OIL OF LEMON	2818	67031	12608	111555
330119 OTH ESSENTIAL OIL/CITRUS FRUIT	32468	213090	71788	252607
330124 ESSENTIAL OIL OF PEPRAMINT	2353	5338	1286	5439
330125 ESSENTIAL OIL OF OTHER MINTS	502	12117	3105	5101
330129 ESSENTIAL OIL OF CITRONELLA	26802	69846	12091	50141
330130 RESINOIDS	10571	13970	679	3427
330190 CONCENTRATES OF ESSENTIAL OILS	5249	38408	9852	37269
330210 FLOUROURS/CONC FOR BEVERAGES	570496	2105204	308640	1619294
330290 MIXTURE FOR COSMETICS INDUSTRY	653059	2536458	477425	2058168
330300 EAU-DE-COLOGNE	60796	186445	29636	183280
330410 LIP MAKE-UP PREPARATIONS	22622	63678	22946	77369
330420 EYE MAKE-UP PREPARATIONS	18005	65669	14479	57016
330430 NAIL POLISH	7422	36907	6518	37841
330491 FACE POWDER	66845	195287	27949	202148
330499 FACE AND SKIN CREAM AND LOTION	193901	642240	215342	729378
330510 SHAMPOOS	161130	564326	110286	537914
330520 PREP PERMANENT WAVING/STRAIGHT	18282	86116	15981	54497
330530 HAIR LACQUERS	4639	7072	2845	5142
330590 CREAM HAIR	135067	433719	97091	426016
330610 TOOTH PASTE	40317	73755	29952	158818
330620 YARN,CLEAN TEETH(DENTAL FLOSS)	96	635	1100	1702
330690 OTH,PREP ORAL/DENTAL HYGIENE	5233	8837	1658	15744
330710 PRE/AFTER SHAVE PREPARATION	14400	34477	12364	62383
330720 PERSONEL DEDORANT&ANTIP RSPRNT	76493	255885	48814	255076
330730 PERFUMED BATH SALT/OTH PREP	4378	8189	3742	8205
330741 AGARBATTI/OTH ODORIFEROUS PREP	24	70	240	308
330749 OTH PREP PERFUMING ROOM/RELIGS	10170	69641	15344	108303
330790 CONTACT LENSE SOLUTION	2199	12168	5344	39043
340111 SOAP&ORGANIC SURFAC-ACTIV PROD	113562	315684	140549	627891
340119 OTH,SOAP ORG-SURFAC-ACT PROD	27201	52504	6856	30932
340120 SOAP IN OTHER FORMS	18262	131652	39397	410697
340130 ORGANIC SURFACE ACTIVE PRODUCT	58460	259334	52512	192844
340211 SULPHONIC ACID (SOFT)	340968	1474962	418186	1637269
340212 CATIONIC PHARMACEUTICAL GRADE	71864	126188	14747	67486
340213 ORG SURFACE ACTIVE NON-IONIC	289487	1603970	286480	1593630
340219 C A P B	34552	166011	14171	125993
340220 ORG SURF PREP PUTUP FOR R-SALE	76554	180045	36258	162614
340490 PREP WAXES INCL SCALING WAXES	163948	560945	118589	445025
340510 PO/CREAM/PREP FOR FOOTWEAR	34608	135926	12237	58499
340520 POL/CREAM/PREP, WOOD FURNITURE	1425	5869	780	6371
340530 POL/CREAM/PREP,COACHWORK/METAL	1761	9561	629	4259
340540 SCOURING/PASTE/POWDER/OTH PREP	93	369	367	658
340590 OTH POL/CREAM/PREP,F-WEAR/LETH	17010	65410	26499	78418
350190 OTH CASEINATE DERIV CASEN GLUE	3061	5722	2137	2592
350211 EGG ALBUMIN DRIED	1902	1902	2406	3401
360300 SAFETY FUSES DETONATING FUSES	32787	48154	10850	10850
360410 FIREWORKS			2520	9291
360490 OTHER,PYROTECHNIC ARTICLES		11321		
360610 LIQUID/LIQUEFIE GAS FUEL		2396	2074	6110
391740 FITING FOR TUBE ETC OF PLASTIC	43878	218271	61938	227105
391810 FLOOR COVERING OF POLYMERS V-C	9606	46360	28178	234318
392190 PL/SHEET POLYTHYLENE GR.03-.04	227638	761839	201867	664459
392210 BATH,SHOWER WASH BASIN OF PLAS	9581	67064	3878	27528
392220 LAVATORY SEAT/COVER OF PLASTIC	446	4240	6855	12440
392290 OTH FLASH/SIM SANITARY PLASTIC	13223	42992	7950	29304
392310 BOXES,CASES,CRATES PLASTIC	35776	184364	48060	183110
392321 SACK&BAG OF POLYMER OF ETHYL	280486	1251219	263690	883495
392329 SACKS & BAG OF OTHER PLASTICS	55512	205810	50378	147895
392330 BOTTLES	76049	272816	70421	301032

Contd.

10.11 Imports by Economic Categories (Detail)

(In Thousand Rupees)

Items	October, 2018	From July, 2018	October, 2017	From July, 2017
392340 SPOOLS,COPEs,BOBINS ETC PLASTC	20402	81617	15458	98938
392350 STOPPERS,LIDS,CAPS ETC OF PLAS	143364	658401	110225	586206
392390 OTH PERFORMS MADE FROM POLYE	80553	218867	20035	114066
392410 TABLEWARE KITCHENWARE OF PLAST	22512	107139	33026	161111
392490 OTH,HOUSEHOLD/TOILET ARTICLES	18871	76462	23946	137673
392510 RESERVOIRS,TANKS,VATS>300 LTRS	307	2246	213	2526
392520 DOOR,WINDOWS FRAME&H-HOLD PLAS	2358	28145	1246	27993
392530 SHUTTERS,BLINDS&PARTS OF PLAST	3544	11518	714	9730
392590 OTH,BUILDER-WARE OF PLASTIC,NS	63460	220110	61748	347167
392610 OFFICE/SCHOOL SUPPLY PLASTIC	18841	66594	14810	71656
392620 PLASTIC BELTS	12627	36254	8600	38743
392630 FITTING FOR FURNITUR/COACH PLA	1369	2920	1046	5762
392640 ORANMENTAL ARTICLES OF PLASTIC	95536	412559	45300	172926
400942 TUBE,PIPERUB WITH OTH.METL.FIT	1011	10931	5058	23825
401011 CONVEYOR BELTS WITH METALS	1229	3635	1961	2661
401012 CONVEYOR BELTS WITH TEX-METACS	33211	182447	87129	312030
401019 OTH CONVEYON BELT OR BELTING	77713	230337	41608	147744
401031 V-BELT RIBBED VEHICLE 60-180CM	35396	179261	37065	173900
401032 V-BELTS O/THEN V-RIBBED VEHICL	32992	148732	32881	116374
401033 V-BELTS 180-240CM VEHICLES	288	4081	515	3281
401034 V-BELTS OTH THEN V-RIBBED240CM	315	3990	120	2165
401035 TIMING BELT VH-87 CIR.60-150CM	53	2152	2134	4728
401036 TIMING BELT VH-87 CIR150-198CM		3183	92	3242
401390 INNER TUBES OF AGRICUL TRACTOR	9815	30505	14796	54725
401410 SHEATH CONTRACEPTIVES	205913	384516	170910	462532
401490 OTH HYG/PHARMACEUTICAL ARTL	15360	30657	5584	21688
401511 GLOVES,RUBBER,SURGICAL	40330	176525	30305	173699
401519 OTHER GLOVES,RUBBER	60125	275024	43547	194117
401590 OTH ARTI APPRL/CLOTH ALL PURPS	1085	24972	3691	15249
401610 STOPPER, RUBBER	30067	127281	21511	100927
401691 FLOOR COVERING & MATS, RUBBER	6649	15285	3977	24629
401692 TIP ERASER OF CELLUAR RUBBER	105585	241603	83273	281638
401693 GASKETS OF RUBBER	184595	687178	156681	672978
401694 BOAT/DOCK FENDERS,OF RUBBERS		945		73199
401695 OTH INFLATABLE ARTICLE OF RUBB	4685	10360	895	3977
401699 PRINTING BLANKETS,RUBBER	177823	732499	187732	887465
420100 SADDLERY&HARNESS FOR ANIMALS	79	116	93	1029
420211 SUITCASES,LEATHER/COMP-LEATHER	15845	79455	15091	58475
420212 TRAVEL BAGS OF PLASTIC TEX MAT	117967	438531	60597	297588
420219 OTH TRUNK,SUITCASE,VANITY-CASE	846	6198	1524	9363
420221 HANDBAG,COMP/PATENT LEATHER	60631	217818	62074	344709
420222 HANDBAGS,PLASTIC/TAXT MATERIAL	11523	77114	19733	81179
420229 OTH HANDBAGS,WITHOUT HANDLES	22524	95140	40743	187070
420231 ARTI.CARRIED.IN POCKET. LEA/COM	3674	16124	3568	13911
420232 ARTIC CARRIED IN POCK TAXT MATE	1890	6712	1926	4195
420239 OTH,ARTI CARRIED IN HAND/POCKET	18550	68227	14827	109614
420291 OTH CONTAINER O/S OF LEA/COMPS	5314	26644	658	2494
420292 OTH CONTAINER O/S PLAS/TEXTILE	2956	24707	2138	11513
420299 OTH CASES VULCANISED FIB/PBOA	1162	22709	11259	26994
420310 JACKETS, LEATHER/COMP-LEATHER		27332	63833	184290
420321 GLOVES/MITTENS LEATHER SPORTS	19	56	1852	1902
420329 GLOVES LEATHER FANCY	775	2185	6341	21107
420330 BELTS AND BANDOLIERS	4831	25072	22225	65955
420500 BELTING CONVEYOR LEATHER/COMP	434	3517	562	4283
430230 WHOLE SKINS&CUTTINGS ASSEMBLED	1	1		
430390 OTHER, ARTICLES OF FURSKINS	380	572		577
430400 ARTICLE OF FUR&ARTICLE THEREOF	3380	13324	1061	7556
440131 WOOD PELLETS		2169		
440139 SAW DUST & WOOD WASTE & SCRAP	2806	6124	964	976
440210 WOOD CHARCOAL OF BAMBOO NOT AG	951	3631	1418	2910
441300 DENSIFIED WOOD,BLOCK,PLATE,ETC	8632	23400	14724	23523

Contd.

10.11 Imports by Economic Categories (Detail)

(In Thousand Rupees)

Items	October, 2018	From July, 2018	October, 2017	From July, 2017
441600 CASK,BARREL,VAT,TUB&OTH PRODC		6649	1031	2094
441891 OTH PANEL OF BAMBOO				31
441899 FLOURING PANELS	34616	147533	51642	195430
441911 BREAD,CHOPPING BOARD OF BAMBOO	578	4528	444	2712
441912 CHOPSTICKS OF BAMBOO	840	944	4848	4861
441919 OTH TABLE/KITCHENWARE OF BAMBO	2185	5573	812	3533
441990 TABLE&KITCHENWARE OF OTH WOOD	2561	12234	2043	10755
442010 STATUETTES/OTH ORNAMENT WOOD	331	500	261	1418
442090 JEWELLERY BOXES, WOODEN	10947	41021	4364	34148
442110 CLOTHES HANGERS OF WOOD	5251	15365	4170	22269
450490 OTH, ARTICLES AGLOMERATED CORK	26	26		117
460121 MATS,MATTING&SCREEN OF BAMBOO	2041	4278	1356	3584
460192 OTH MATTING&SCREEN OF BAMBOO	18	595	44	493
460193 OTH MATTING & SCREEN OF RATTAN				20
460199 OTH PLATING MATERIAL N.E.S	1077	5661		402
460211 BASKETWORK&OTH ARTICL OF BAMBO		206		1862
460212 BASKETWORK&OTH ARTIC OF RATTAN	3	3		
460219 BASKETWORK&OTH ART OF VEG MATE	6	472		914
481200 FILTER BLOCK,SLAB OF PAPERPULP	1773	1851	92	1063
481490 OTHER WALLPAPER & COVERINGS.	19	190	164	2475
481620 SELF-COPY PAPER	7	7	1175	1175
481690 OTHER COYING PAPER, C/T SIZE.	301	7211	494	2152
481710 ENVELOPES	2537	8083	519	4716
481720 LETTER CARDS, PLAIN POSTCARDS	15	509	25	505
481730 BOXES,POUCHES,PAPER STATIONERY	2128	3755	573	2923
481810 TOILET PAPER	9838	39719	3820	12806
481820 HANDKERCHIEFS, TISSUES&TOWELS	16092	48209	6510	44187
481830 TABLE CLOTHS & SERVIETTES	152	2460	1050	8604
481850 ARTICLES OF APPAREL&CLOTHING	86	1808	8	8
481890 OTH ARTI LINEN,P&P GARMET/ASSE	14436	98466	14055	56127
481910 CARTON,BOXE&CASES CORRU PAPE	109516	232355	45154	141752
481920 FOLD/CARTO/BOXE&CASE, NON-CURRU	36921	132912	14099	66130
481930 SACKS&BAGS WITH BASE 40CM/MORE	270	43832	281	4815
481940 OTH SACKS&BAGS,INCLUDING CONES	8586	22693	11644	40352
481950 OTH PACKING CONTAINERS/RE-SLEE	7090	20158	1281	6688
481960 BOX FILES,LETTER TRAYS,BOX,OFF	7109	19052	5098	24516
482010 NOTE BOOK ORDER BOOK/RECEIPTS	10872	33942	13039	46595
482020 EXERCISE BOOKS	2568	6483	1708	3933
482030 BINDERS,FOLDERS&FILE COVERS	13502	30897	10091	35737
482040 MANIFOLD BUSINESS FORMS/CARBON	141	837	180	464
482050 ALBUMS FOR SAMPLES/COLLECTIONS	266	835	305	1210
482090 OTH BOOK COVER,BLOTING PAD,NES	5060	27027	22921	84404
482110 PAPER DECORATION OF VEH H-8711	37679	151442	27061	109433
482190 OTH,P&P/BOARD LABLES NOT PRINT	21943	59170	45870	170790
482210 BOBBINS, SPOOLS, CAPS , PULP.	2547	37893	5163	15583
482290 OTHER,BOBINS,SPOOL,CAPS ETC.PA	31	42763	12839	39904
482320 FILTER PAPER AND PAPERBOARD	13801	71841	9526	28498
482340 ROLLS,SHEETS AND DIALS,PRINTED	1611	12517	2417	6761
482361 TRAY,DISH,PLATE,CUP OF BAMBOO				7
482369 OTH TRAY,DISH,PLATE,CUP,P&BORD	29815	99208	21564	83503
482370 MOULDED/PRESSED ARTICL P-PULP	2004	2177	716	2458
482390 CARDS FOR JACQUARD MACHINES	40110	152483	41647	149510
490110 PRINTED BOOKS IN SINGLE SHEETS	3318	13224	2009	7321
490191 DICTIONARIES AND ENCYCLOPAEDIA	186	807	1227	3665
490199 HOLY QURAN	286153	839509	217449	730092
490210 NEWSPAPERS,JOURNAL 4-TIME/WEEK	47	145	80	80
490290 OTHER NEWSPAPER,JOURNALS PERIO	4253	14557	3984	15581
490300 CHILDREN DRAWING/COLOUR BOOKS	1828	8008	1827	7736
490400 MUSIC, PRINTED IN MANUSCRIPT.			1	12
490510 GLOBES	19	46	37	639
490599 OTH MAPS AND HYDROGRAPHIC/W-PA	259	1216	632	5023

Contd.

10.11 Imports by Economic Categories (Detail)

(In Thousand Rupees)

Items	October, 2018	From July, 2018	October, 2017	From July, 2017
490600 PLANS/DRAWINGS FOR ARCHITECTS	51229	156217	69561	641328
490700 UNUSED POST,REV,SIMILAR STAMP	5443	1516143	17185	203155
490810 TRANSFERS ,VITRIFIABLE.	10580	20162	1616	3147
490890 OTH,TRANSFERS(DECALCOMANIAS)	10436	26422	5024	16071
490900 PRINTED/ILLUSTRATED POSTCARDS	315	527	116	457
491000 CALENDAR OF ANY KIND PRINTED.	1251	1958	673	1543
491110 TRADE ADVERTISING MATERIAL.	22562	68966	20186	57186
491191 PICTURES,DESIGNS&PHOTOGRAPHS	1122	4820	1325	3116
500600 SILK YARN/ YARN SPUN WASTE NRS			67	67
500710 FABRICS OF NOIL SILK		1835	3036	16392
500720 OTH FAB CON>80% WT OF SILK	81800	203457	18518	57872
511111 WOVEN FABRICS CARDED WOOL,85%	83	17061	215	14775
511119 OTH WOVEN FABRICS CARDED WOOL	39100	67042	10934	222509
511120 OTH MIXED MAN-MADE FILAMENTS	4212	17706		16
511130 OTH MIXED MAINLY/SOLELY M-MADE	15077	15077	80	88
511190 OTH WOVEN FAB CARDED WOL/HAIR	6840	107739	94330	281440
511211 WOVEN FAB.COMBED WOOL 85%/HAIR	12018	29975		5900
511219 OTH WOVEN FAB COMBED WOOL 85%>	145	51239	11428	95694
511220 OTH WOVEN FAB.COM.WOLL MIX.MMF	67489	106774	5159	6391
511230 OTH WOV.FAB.COM.WOOL MIX.MMSF	1443	14573	35094	70645
511290 OTH WOV.FAB.CARDE WOOL/FA-HAIR	12323	79411	13427	22088
520790 OTHER,COTTON YARN PUT UP SALE		644	117	675
520812 WOV FAB COT WT>100G/SQM UNBLEA			3418	128576
520819 OTHER WOVEN COTTON FAB UN-BLH	3419	12130	2845	18902
520821 WOV FAB COT WT<100G/SQM BLEACH		4485		8572
520822 WOV FAB COT WT>100G/SQM BLEACH		265		191
520829 OTH WOVEN FAB OF COTTON BLEACH	2471	7776		555
520831 WOV FAB COT WT 100G/SQM DYED		1851	721	1105
520832 WOV FAB COT WT>100G/SQM DYED	184	1160		16
520839 OTH COTON WOV FAB<2000/SQM DYE	101	746	4958	25777
520841 WOV FAB COT WT 100G/SQM COLOUR			76	708
520842 COTON WOV FAB WT>100G/SQM COLO	2121	24492	1807	43392
520843 COTTON WOV FAB 3/4 THREAD TWIL		2443		
520849 OTH WOV FAB WT 200G/SQM	5814	23353		11675
520851 COTON WOV FAB 100G/SQM PRINTED	67815	474987	67017	326992
520852 COTON WOV FAB>100G/SQM PRINTED	2102	14491	444	3917
520859 OTH COT WOV FAB 200G/SQM PRINT	6749	18219	4330	21082
520911 WOV FAB COT WT>200G/SQM UNBLAC	590	1324		43
520912 COTTON WOV FAB 3-4THREAD UN-BL				4303
520919 OTH COT WOV FAB>200G/SQM UNBLE			642	686
520921 COTTON WOV FAB BLEACH>200G/SQM				209
520922 COT WOV FAB 3/4THRD W>200G/SQM		3		73
520929 OTH COT WOV FAB BLE W>200G/SQM		33		77
520931 COTTON WOV FAB DYED>200G/SQM				2233
520932 COTTON WOV FAB DYED 3-4 THREAD	205	205		1465
520939 OTH COT WOV FAB DYED>200G/SQM		8860		636
520941 COT WOV FAB>200G/SQM 85% COT		27		
520942 COTTON WOV FAB DENIM>200G/SQM	542	19711	33443	99648
520949 OTH WOV FAB CONT 85% COT/YARN		156	9898	11162
520952 WOV FAB 3-4-THREAD TWILL PRINT				75
520959 OTH WOV FAB PRINTED>200G/SQM		787	483	483
521011 COT W-FAB MIX MMF W200G/SQMUNB				9688
521019 OTH W-FAB COT MIX MF200GSQM UB		223		359
521021 W-FAB COT MIX-MMF WT 200G/SQM	1196	12493	3834	4376
521029 OTH W-FAB COT 85%,MMF 200G-BL		216		254
521031 COT WOV FAB MX-MMF200G/SQM DYE		7222	7183	13644
521039 OTH W-FAD COTMX MF W200G/SQMDY		375	346	8626
521041 W-FAB COT MX-MMF 200G/SQM	4403	9645	5146	5404
521049 OTH W-FAB COT MX-MMF W200G/SQM	14652	38061	7757	17170
521051 W-FAB COT MIX,MF W200G/SQM PRI		6		
521059 OTH W-FAB COT,MMF W 200G PRINT	37897	180078	19162	88450

Contd.

10.11 Imports by Economic Categories (Detail)

(In Thousand Rupees)

Items	October, 2018	From July, 2018	October, 2017	From July, 2017
521111 COT W-FAB,MX MF W>200G/SQM UNB		249		
521119 OTH W-FABCOT,MF W>200G/SQM UNB	55088	285014	8059	37482
521120 W-FAB COT WT<85% MIX MMF-BLEA				1
521131 WW-FAB COT,MMF W>200G/SQM DYED	680	680		
521132 WOV FAB 3-4THREAD MIX>200GDYED	2360	3269	793	1155
521139 OTH W-FAB COT,MMF W>200G DYED	13907	33991	1043	5160
521141 COT W-FAB CLO YRN,MF W>200GSQM		243		
521142 W-FAB COT DENM,MX MFW>200G/SQM	4856	16199	30388	91437
521149 OTH W-FB COT CLO YRN MMF>200G		101		10
521159 OTH W-FAB COT,MF,W>200G/SQM PR	1953	36888	12049	24444
521211 OTH COT W-FAB UN-BL W 200G/SQM		80		
521212 OTH COT W-FAB BLECH W 200G/SQM	206	206		60
521213 OTH COT W-FAB DYED W 200G/SQM		73		145
521214 OTH W-FAB,COLOR YRN W 200G/SQM		406	824	824
521215 OTH W-FAB COT PRNTD W 200G/SQM		178	1602	1602
521223 OTH COT WOV FAB DYED>200G/SQM	8946	10062		7762
521224 OTH W-FAB COT COLYARN>200G/SQM	722	722		
530890 OTH, YARN OF OTH VEG TEX FIBRE			48	1414
530919 OTH WOV FAB OF FLAX 85%OR MORE		6133	147	4191
530921 UN-BLE/BLE FAB 85% OR > W FLX				49
530929 OTH WOV FAB OF FLAX<85% BY WT		400		
531090 JUTE, HESSIAN CLOTH		2		
540600 M-MADE FILAMENT YARN RETAIL-SL	1501	2613		184
540710 WOV FAB HI-TENACI YRN NYLON PO	1180	34219	9440	193505
540720 WOV FAB OBTAIN FROM STRIP,LIKE	26748	99722	12885	64481
540730 FAB PARALLEL SYNTH FILAMENT				80
540741 FAB 85% OR MORE NYLON FILMENT		827		921
540742 OTH FAB 85% OR MORE DYED	80626	214622	51217	325836
540743 OTH W.FAB NYL FLAMT WT>85% DYE		96		
540744 OTH W.FAB FILA DIF COL NYL>85%	4227	9581	1619	19503
540751 OTH W.FAB TEXTURED POLY U-BLEA	97185	315617	43910	573354
540752 OTH W.FAB TEXTUR POLY DYED 85%	600986	1842687	710176	2594742
540753 OTH W.FAB DIF COL TEXTUR POLYS	15531	15617		292
540754 OTH FAB TEXT POLY FIL PRINTED	378235	1875297	332549	1290554
540761 OTH FAB,NON-TEXT POLY FILAMENT	55952	209204	82792	257589
540769 OTH FAB POLY FIL TEXTILE MAT	5575	48627	20674	55421
540771 OTH WOV FAB SYNTH FIL BL/UN-BL		242	3652	4332
540772 OTH WOV FAB SYNTH FIL DYED 85%	1760	2881	61	1665
540773 OTH W.FAB DIF COL SYN FILA PRI		234	86	823
540774 OTH WOV FAB SYNTH FIL PRINTED	1432	29345		
540782 OTH WOV FAB MIXED COTTON DYED	2474	3421	10261	25063
540783 OTH FAB SYN TEXMAT COLOR DYED				705
540784 OTH FAB SYN TEX SQM MATERUAK	20722	59111	3182	11851
540792 OTH WOV FAB SYN F/L NS DYED	2637	4434		2339
540793 OTH WOV FAB SYN F/L NES COLOUR	408	408		657
540794 OTH WOV FAB SYN FIL NES PRINT	21047	72163	25469	80273
540810 W.FAB HIGH TENCITY YRN VIS,RAY		7047	614	614
540821 OTH WOV FAB ART. FIL BL/UN-BL	34386	105528	16554	67442
540822 OTH WOV FAB ART. FIL DYED		10257	2551	6892
540823 OTH WOV FAB DIFFERENT COLOUR			3715	3715
540824 OTH WOV FAB ART. FIL PRINTED	555	2976	19467	83427
540832 OTH WOV FAB ART. FIL YARN DYED	960	3068	291	291
551211 WOV FAB-SYN STAPLE FIBR.UN-BLE	15299	53677		5030
551219 OTH WOV FAB OF SYN STAPLE FIB	7068	53019	23279	99457
551221 W-FAB ACRYLIC FIB>85% UN-BLECH		18		
551229 O/W-FEB ACR STA FIB>85%WT ACRY	2	10126	33	5989
551291 WOV FAB SYN STAP FIB UN-BLECH		37	114	114
551299 FAB>85%W DIS SYN FAB UN-BLECHE	1829	3945	556	3002
551312 3/4-TH.TWIL-COT<170G.P.S.F.U-B			343	765
551319 O/W-FAB-S.S.F-COT-170G.UN-BLE			366	366
551321 W-FAB SYN STA FIB MX COT DYED		708	150	4393

Contd.

10.11 Imports by Economic Categories (Detail)

(In Thousand Rupees)

Items	October, 2018	From July, 2018	October, 2017	From July, 2017
551323 POLYS,COT,STAP FIB<170G DYED	5	4883	6918	28380
551329 OTH FAB SYN STAP FINRE DYED			1141	3300
551331 WOV FAB SYN STAP FIB COLOUR YR		2023		4985
551339 OTH WOV FAB STAP FIB<170G/SQM	379	379		
551349 O/W-FAB SYN STAP FIB MIX COTON	3190	14360		912
551411 WOV.FAB P.S.F.<85%.C>170G.UN-BL				16
551419 O/W-FAB-S.S.F-COT>170G.UN-BLE				1225
551421 W-F POLY STAP FIB<85% DYED	13732	27109	56	22896
551422 W-F POLY STAP FIB 3/4THRD DYED	5130	17429	1251	19204
551423 OTH FAB POLY FIB MIX COT DYED	430	430	193	193
551429 OTH FAB<85% MIX COT SYN FIB		395	3531	13127
551430 3-4THREAD TWILL DIF COLOUR-PSF		2396		9121
551442 W-F POL FIB MIX COT 3-4T PRINT	406	406		
551449 O/W-FAB SYN MIX COT>170G PRINT	310	2947	8002	22041
551511 O/W.FAB.P.S.F-MIX-VISC.UN-BLEC	79761	359729	36131	172349
551512 O/W.FAB.P.F- MIX-M.M.F.UN-BLEC			6172	36332
551513 O/W FAB P.S.F.MIX WOL/F-HAI.BL	44869	188451	25080	129493
551519 O/W FAB POLY STAP FIB UN-BLECH		3266		783
551521 WOV FAB ARCYL FIB MIX.M.M.F.BL	5493	5493		321
551529 O.WOV FAB- ARCYLIC FIB UN-BLEC	2628	5642		5237
551599 O.WOV FAB OF M.M.FILA.UN-BLECH		526	350	1151
551611 W-FAB ARTI FIB 85%>BL/UN-BLEA	1718	1738		9766
551612 W-FAB ARTI >85% BY WEIGH,DEYED	208478	402739	225967	977495
551614 W-FAB ARTI FIB>85% WT PRINTED	158168	631345	285877	1095130
551621 W-FAB ART FIB<85%WT MM.FILAM	270	357		
551622 W-FAB ART FIB<85% WT MM-F DYED	2309	7059	19	144
551623 W-FAB ART FIB<85%WT D-COL,MM-F	73	73		276
551624 W-FAB ART FIB<85%WT MM-F PRINT	371	371		
551642 W-FAB ART FIB<85%WT MX COT DYE				2411
551643 W-FAB ART FIB<85%WT MIX COTTON	214	214	540	1864
551644 W-FAB ART FIB<85% WT MIC PRINT	4547	4547		
551691 W-FAB ART FIB<85%WT UN-BLE/BLE		118		
551692 W-FAB ART FIB<85%WT MIX O/F DY		260	1630	2300
551693 W-FAB ART FIB<85%WT D-COL,O/FI				333
560130 TEXTILE FLOCK,DUST & MILL NEPS	3917	23304	2908	6640
560210 NEEDLELOOM FELT STICH-BOND FIB	6037	47791	8482	34403
560221 FELTS OF WOOL/HAIR,NOT COATED	171	615	301	866
560229 FELTS OTH TEXT MATE, NOT COATD	2149	9801	950	1144
560500 METALLISED YARN,TEXTILE YARN	366219	1527883	275552	1265283
560900 ARTICLES OF YARN,STRIP ROPE	1225	6305	931	4055
570110 CARPETS OF WOOL, HAND KNOTTED	17109	62849	29364	106888
570190 CARPETS,KNOT OF OTH TEX MATERL		57	124	351
570210 KECEM,SCHUMACKS,KARAMAE.ETC.	2788	15552	982	8770
570220 FLOOR COVERING COCONUT FIBRES	170	170		
570231 CARPETS F/COV.PILE CONS,M/MADE			4136	4136
570232 SYNTHETIC TURF SPORTS FIELDS	443	2613	8166	9686
570239 CARPETS ECT.AOT.MADE O/TEX MAT			35	2224
570241 CARPETS, (MACHINE MADE)	106	106		2040
570242 SYNTHETIC TURF SPORTS FIELDS	41428	151466	40715	179335
570249 CARPETS ETC.MADE OTH.TEX MATEL	54	54		
570299 RUGS OF COTTON	112	285	37	327
570310 CARPET ETC WOOL/FINE ANIM HAIR		76		
570320 SYNTHETIC TURF SPORTS FIELDS.	22803	90142	10427	71295
570330 SYNTHETIC TURF SPORTS FIELDS.	52356	433294	72712	260265
570390 CARPET/TUFT CARS/VEH O-TEX MAT	168	1694	164	397
570410 TILES, < 0.3 SQM AREA.		1607		4656
570490 OTH CARPETS ETC.FELT N/TUFTED	31796	70658	36416	127643
570500 OTH CARPETS&OTH FLOOR COVERING	9086	11463	48	7675
580110 WOV.PILE FAB.CHENILLE FAB.WOOL	57	3292	2195	2991
580122 CUT CORDUROY, OF COTTON	2037	25066	3045	20181
580123 OTH WEFT PILE FAB.OF COTTON.				176

Contd.

10.11 Imports by Economic Categories (Detail)

(In Thousand Rupees)

Items	October, 2018	From July, 2018	October, 2017	From July, 2017
580126 CHENILLE FABRICS, OF COTTON	201	201	775	3786
580132 CUT CORDUROY, MAN-MADE FIBRES.			5354	7595
580133 OTH WEFT PILE FAB.M/MADE FIBRE		920		132
580136 CHENILLE FAB. MAN-MADE FIBRES.	8125	12748	2848	8150
580137 WARP PILE FABRICS OF COTTON		72641	3925	41511
580190 OTH PILE&CHENILLE FAB.TEX.MAT	327975	862779	69756	306903
580219 OTH TERRY TOWEL/FABRICS,OF COT		104	10	128
580220 TERRY TOWEL/FABRICS, TEX.MAT		75		35
580230 OTH TUFTED TEXTILE FABRIC		97		
580300 GAUZE,OTHER THAN NARROW FABRIC		100		3
580410 TULLES AND OTHER NET FABRICS	132156	516422	11136	86634
580421 LACE MACHINE MADE,M-MADE FIBRE	6828	20618	586	10343
580429 OTH,LACE MACHINE MADE,OTH MAT.	59939	300223	67922	213782
580430 LACE HAND MADE		129	60	563
580610 WOV.PILE FAB.& CHENILLE FABRIC	171	627	1426	5425
580620 OTH WOV. FAB. ELASTOMERIC YARN	17613	85174	3874	44548
580631 OTH NARROW WOV FAB, OF COTTON.	687	1682	714	1849
580632 OTH NARROW WOV FAB,M/MADE FIB.	60487	183069	46669	201757
580639 OTH,NARROW WOV.FAB,TEX.MAT	151	1790		6301
580640 OTH FABRICS,WARP W/OUT WEFTASM	749	1499		
580710 BADGES, WOVEN	103310	505109	74111	370316
580790 OTH,LABELS,BADGES&ART.TEX/MAT	13656	49213	20019	89429
580810 BRAIDS IN THE PIECE	127	127	38	72
580890 OTH,ORNAMENTAL TRIM,TASSEL ETC	2660	14147	1067	2791
580900 WOV FAB.OF METAL TAREAD/YARN.				17
581010 EMBROIDERY W/OUT VISIBLE GROND		8		124
581091 OTHER EMBROIDERY,OF COTTON		6169	958	1255
581092 OTH EMBROIDERY,M-MADE FIBRES	71	28888	4858	17046
590190 BUCKRAM	83657	399051	59407	301142
590210 TYRE CORD FAB HIT.YARN NYLPLMD	116319	685363	105043	533320
590220 TYRE CORD FAB H/T YARN POLYSTR	11324	44588	7008	67629
590390 OTH,TEX FAB IMP,LAM, PLASTIC.	280913	1013046	261360	854408
590800 TEX WICKS,WOVEN,LAMP,LIGHTERS	17	37		83
590900 TEX HOUSE PIPING/TEX TUBING.	4246	43505	4888	52289
591190 O-DRYER SCREEN, PAPER MAKING	29931	167110	40141	148261
600110 LONG PILE FAB,KNIT/CROC.UN-BLE	4999	10321	657	12789
600121 LOOPED PILE FAB,COTTON.UN-BLEC	2894	3290		
600122 LOOPED PILE FAB,M.M.FIB.UN-BLE	11817	20884	21	3744
600129 LOPED PILE FAB,O-TEX MAT.UN-BL	5002	57625	4553	32208
600191 PILE FAB,KNIT/CRO OF COT.UN-BL		1827		2836
600192 PILE FAB,KNIT/CRO,M-M-F.UN-BLE	1357390	4717418	1642518	4774581
600199 PILE FAB,KNIT/CROCH,O-T.M.UNBL	1966	4419	24142	52305
600240 KNIT CROCH FAB<30CM,ELASTOME5%		125	12246	29635
600290 OTH,KNIT/CROC FAB<30CM,ELAST5%	7141	13759		1375
600330 KNIT/CRO SYN-FIB W-30CM.UN-BLE		654		
600390 O.KNIT/CRO FAB W-30CM.UN-BLE		500	281	281
600410 KNIT/CRO FAB WD>30CM ELASTYR5%	11445	31925	26879	67914
600490 OTH KNIT/CRO FAB WD>30CM ELAST	4250	10596	5468	22494
600521 WRAP KNIT FAB OF COT UN-BLECHE	1193	8432	49	8845
600522 WRAP KNIT FAB OF COTTON DYED		353	16788	31247
600524 WRAP KNIT FAB PRINTED		16465		741
600535 WRAP KNIT FAB SYNTHETIC FIBRE	27465	73852	3087	52575
600536 WRAP KNIT FAB SYN.FIB UN-BLE		98606	4438	60571
600537 WRAP KNIT FAB SYN.FIBRE DYED	66906	401684	36564	185890
600539 WRAP KNIT FAB SYN.FIB PRINTED	682	11301	69546	167132
600541 WRAP KNIT FAB ART FIB UN-BLEAC		225		
600542 WRAP KNIT FAB ART FIB DYED	10578	33281	8127	30896
600544 WRAP KNIT FAB PRINTED	5862	61540	9023	24501
600590 WR KN FAB O/TH H6001,6004.UNBL	4396	173118	78190	140923
600610 OTH KNIT/CRO FAB OF WOOL/HAIR	1838	1838		
600621 OTH KNIT/CRO FAB COTTON UN-BLE		285		308

Contd.

10.11 Imports by Economic Categories (Detail)

(In Thousand Rupees)

Items	October, 2018	From July, 2018	October, 2017	From July, 2017
600622 OTH KNIT/CRO FAB COTTON DYED	85	3352	1467	2495
600624 OTH KNIT/CRO FAB COTON PRINTED		2224		678
600631 O-KNIT/CRO FAB SYN.FIB UN-BLEA	8535	10053	12758	45164
600632 OTH KNIT/CRO FAB SYN.FIB DYED	377962	1520698	409071	1856616
600633 OTH KNIT/CRO FAB SYN.FIB COLOR	10093	33496	433	6802
600634 OTH KNIT/CRO FAB SYN.FIB PRINT	25575	52717	37	29210
600642 OTH KNIT/CRO FAB ART FIB DYED	277	693		588
600643 OTH KNIT/CRO FAB ART FIB COLOR			327	327
600690 OTH KNITTED CROACHE FAB.UN-BLE	30783	54193	5798	48164
610120 MEN/BOYS OVERCOAT/SIM ARTICLE	171	351	674	1691
610130 MEN/BOYS WIND JACKET/SIM ART.	252	454	2337	2500
610190 OVERCOAT ETC.MEN OTH TEX KNIT.	629	4626	657	6616
610220 APPAREL/CLOTH ACCES,OF COTTON,	1413	2729		1013
610230 APPAREL/CLOTH ACCES,M-MADE FIB	71	895	1789	3445
610290 APPAREL/CLOTH OF TEX MATEL,		586	279	849
610310 SUITS MEN'S/ BOYS KNITTED/CROC	2866	9670	12329	30402
610322 MEN/BOYS,ENSEMBLE,COTTON,KN/CR		1323	164	2041
610323 MEN/BOYS,ENSEMBLE SYN/FIB,KNIT	334	334		162
610329 MEN/BOYS,ENSEMBLE OTH TEX MAT,	8448	16559	305	2791
610331 JACKET/BLAZER MEN/BOY,WOOL F/H	86	86	829	1083
610332 JACKET/BLAZER MEN/BOY COT/KNY	31711	452164	13972	41587
610333 JACKET/BLAZER MEN/BOYS SYN FIB	10535	14791	1069	4555
610339 JACKET/BLAZER MEN/BOYS OTH TEX	25411	58614	73639	205135
610342 TROUSERS,ETC.MEN/BOYS COT/KNIT	5676	23437	2496	8039
610343 TROUSERS, ETC.MEN/BOYS SYN FIB	70	250	24	763
610349 TROUSERS,ETC.MEN/BOYS TEX MAT	4506	25567	13138	88220
610419 WOMEN/GIRLS,SUITS OTH TEX MAT	2154	5980	3144	11983
610422 WOMEN/GIRLS,ENSUMBLE,COTT/KNIT		155		104
610429 WOMEN/GIRLS ENSEMBLE,TEX MAT	44	1354	40	1026
610431 JACKETS/BLAZER W/GIRL WOL K/CR		91		
610432 JACKET/BLAZER W/GIRL COT KN/CR	4966	15033	1325	4905
610433 JACKE/BLAZER W/GIRL SYN KN/CR	4891	5287	4708	15209
610439 JACKE/BLAZ W/GIRL OTH TEX K/CR	62141	189519	33406	84265
610441 DRESSES W/GIRL WOOL/HAIR KN/CR		57		
610442 SHISHA EMBROIDERED DRESS COTTO	587	15722	3372	7367
610443 DRESSES W/GIRL SYN FIB KNIT/CR	661	1120	255	1090
610444 DRESSES W/GIRL ARTFIB KNIT/CR	125	343		149
610449 DRES W/GIRL OTH TEX MAT KNT/CR	527	592		1566
610452 SKIRTS/D-S W/GIRL COT KNIT/CRO	36	55	21	37
610453 SKIRTS/D-S W/GIRL SYN KNIT/CRO		74		33
610459 SKIRTS/D-S W/GIRL OTH TEX K/CR		696	102	298
610462 TROUSERS ETC OF COTTON KNI/CRO	87	9225	996	7409
610463 TROUSES ETC OF SYN FIB KNITED	384	2193	643	2932
610469 TROUSERS ETC OF OTH TEX MAT KN	48	4758	249	5548
610510 SHIRTS MEN/BOYS COTT KNIT/CRO	13047	53086	6071	26485
610520 MEN/BOYS SHIRTS M-MAD FIB K/CR	60208	172782	70933	259183
610590 MEN/BOYS SHIRTS O/TEXTILE K/CR	8767	35842	48842	215270
610610 W/GIRL SHIR/BLOUSES COT KN/CRO	1429	2620	1982	4348
610620 W/GIRL SHIR/BLO M/MADE FIB K/C	570	711	167	736
610690 W/GIRL SHIR/BLOU OTH TEXMATK/C	1059	14085	2581	5705
610711 UNDERPANTS ETC M/BOY COT KN/CR	467	5734	1426	6214
610712 UNDERPANT ETC M/BOYS M/MAD FIB			40	40
610719 UNDERPANT ETC M/BOYS OTH T/MAT		361	103	139
610721 NIGHTSHIRTS OF COTTON,	63	5940	23	642
610722 NIGHTSHIRT OF MAN-MADE FIB KNT	268	330		
610729 NIGHTSHIRT/PYJAMAS OTH TEX MAT	388	488	3317	11441
610791 BATHROBES ETC OF COTTON M/BOYS	1188	1561	30	449
610799 BATHROBE ETC OF OTH TEX KN/CRO	139	158	94	1483
610811 WO/GIRL SLIP,PELTICOAT KNIT/CR				13
610819 SLIP PETTICOAT OTH TEX MATERIA	30	30		
610821 W/GIRL BRIE/PANTIES COT KN/CR	1005	3776	11	510

Contd.

10.11 Imports by Economic Categories (Detail)

(In Thousand Rupees)

Items	October, 2018	From July, 2018	October, 2017	From July, 2017
610822 W/GIRL BRIEF/PANTIES M/MAD FIB	284	655		
610829 W/GIRL BRIEF/PANTIES OTH T/MAT	193	733	113	2349
610831 W/GIRL N-DRESS/PAJAMA COT KN/CR	141	2103	1193	2338
610832 W/GIRL N-DRESS/PAYJAMS M/M FIB	136	384		271
610839 W/GIRL N-DRESS/PAJAMAS TEX MAT	1145	9642	349	3395
610891 BATHROBE W/GRL COTTON KNIT/CRO		1078		48
610892 BATHROBE W/GRL MAN-MADE KN/CRO	42	88		101
610899 BATHROBE W/GRL OTH TEX KNI/CRO	101	374	188	411
610910 T-SHIRT,SINGLETS,WAISTCOT K/CR	1684	28692	13595	46387
610990 BALUCHI/PESHAW VEST O/TEX KN/C	1809	36346	2003	25673
611011 JERSEY,PULOVER,CARDIGAN,WOLLEN	167	2062	3480	6153
611012 JERSEY,ETC. WOOL, KASHMIR GOAT				6
611019 OTH JERSEY PULOVER ETC.WOOLEN	129712	298014	43161	109464
611020 JERSEY, PULOVER ETC.OF COT K/C	7044	25099	14512	38243
611030 JERSEY, PULOVER M/MADE FIB K/C	12160	37690	6118	27119
611090 JERSEY,ETC. OTH TEXT. MATERIAL	39690	109969	28926	57080
611120 BABY GARMENT OF COTTON KNIT/CR	7831	49021	11249	71819
611130 BABY GARMENT OF SYN FIB KNI/CR	424	6529	6073	10077
611190 BABY GARMENT OF OTH TEX KNI/CR	169710	569855	120107	504881
611211 TRACK SUITS COTTON KNIT/CROCH	1188	2071	31	55
611212 TRACK SUITS SYB FIB KNIT/CROCH	1192	2345	551	1309
611219 TRACK SUITS OTH TEX MAT KNI/CR	1420	3693	242	708
611220 SKI SUITS OF WIMEN KNIT/CROCHD				7
611231 MEN/BOYS SWIMWEAR SYN FIB K/CR			42	243
611239 MEN/BOYS SWIMWEAR OTH TEX K/CR		94	13	803
611241 WOM/GIRL SWIMWEAR SYN FIB K/CR		79		
611249 WOM/GIRL SWIMWEAR OTH TEX K/CR	190	235	172	273
611420 OTH GARMENT COTTON KNIT/CROCH	71	471		388
611430 OTH GARMENT MAN-MADE FIB KN/CR	61	1074	522	4422
611490 OTH GARMENT,OTH TEX MAT KN/CRO	2131	6109	996	8527
611510 SOCKS	159056	272643	36918	187870
611521 O-PANTY HOSE&TIGHTS S-FIB<67DX	108	484	1270	2959
611522 O-PANTY HOSE&TIGHTS S-FIB>67DX		174		178
611529 O-PANTY HOSE OTH-TEXTILE MATE	38658	116398	19822	80577
611530 OTH W-MEN SOCKS DECITEX< 67/SY	49867	125566	11115	38492
611594 OTH HOSIERY WOOL/FINE ANI HAIR			43	67
611595 OTH HOSIERY OF COTTON	794	18055	1039	40467
611596 OTH HOSIERY OF SYNTHETIC FIBRE	9	4701		17
611599 OTH HOSIERY OF OTH TEX MATERIL	1406	8078	1062	4981
611610 GLOV,MITTEN,ETC PCAS/RUBER K/C	6977	9962	676	5163
611691 GLOVE,MITTN,MIT KN/CR WOL/HAIR			37	46
611692 GLOVE,MITTENS ETC KN/CROC COTT	275	1208	340	703
611693 GLOVE,MITTENS ETC KNIT SYN FIB	2399	8572	3614	9719
611699 GLOVE,MITTENS ETC KNIT TEX MAT	3944	6436	2617	11816
611710 SHAWLS, KNITTED OR CROCHETED	4462	43759	8469	29841
611780 OTH MADE UP CLOTHING ACCESSRIES	270	1259	373	2604
611790 PARTS OF GARMENT OR CLOTH ACSS		6	228	2339
620111 MEN/BOYS OVERCOAT WOOL NOTKNIT	321	719		
620112 MEN/BOYS OVERCOAT COT NOT KN/C	33	1115	2381	2993
620113 OVERCOAT MAN-MADE FIB NOT KNIT		70	158	640
620119 OVERCOAT SIM ART OTH TEX MATER	13876	21847	252	2372
620191 OTH OUTER GARMENT WOOL MEN/BOY	74	74	104	232
620192 OTH OUTER GARMENT COT MEN/BOYS	21710	69269	5188	9503
620193 OTH OUTER GAR M/MADE FIB M/BOY	29009	37900	2985	4235
620199 OTH OUTER GAR OTH TEX MAT M/BOY	1830	6560	684	2929
620211 OVERCOAT ETC W/GRL WOOL N/KNIT		1684	266	874
620212 OVERCOAT ETC W/GRL COT N/KNIT		924	47	400
620213 OVERCOAT ETC W/GRL M/MAD N/KNT		1826	2254	3726
620219 OVERCOAT ETC W/GRL O/TEX N/KNT	517	5063	2554	14213
620291 SKI/JACKET W/GRL WOOL NOT KNIT				108
620292 SKI/JACKET W/GRL COT NOT KNIT		1489		18

Contd.

10.11 Imports by Economic Categories (Detail)

(In Thousand Rupees)

Items	October, 2018	From July, 2018	October, 2017	From July, 2017
620293 SKI/JACKET W/GRL M/MADE N/KNIT		2123	576	1390
620299 SKI/JACKET W/GRL TEX MAT N/KNIT	928	2708	134	986
620311 SUIT MEN/BOYS OF WOOD NOT KNIT	3784	7687	3669	3825
620312 SUIT MEN/BOYS SYN FIB NOT KNIT	696	20860	8613	37193
620319 SUIT MEN/BOYS COTTON NOT KNIT	6497	29197	28895	92990
620322 ENSEMBLE MEN/BOY COT NOT KNIT	8027	10176	1233	7584
620323 ENSEMBLE MEN/BOY SYN FIB N/KNIT		608	1777	2153
620329 ENSEMBLE MEN/BOY OTH TEX N/KNIT	40823	99334	877	9335
620331 JACKET ETC MEN/BOY WOOL N/KNIT	3015	3556	472	607
620332 JACKET ETC MEN/BOY COT N/KNIT	14841	35425	5039	11495
620333 JACKET ETC MEN/BOY SYN FIB N/K	8256	15312	3917	25227
620339 JACKET ETC MEN/BOY OTH TEX N/K	176089	317256	40792	112634
620341 TROUSER (INCLUDING SHALWAR)	15337	97723	3546	11422
620342 OTH TROU BIB M/BOY COTT N/KNIT	6493	38947	23379	68547
620343 OTH TROU BIB M/BOY SYN N/KNIT	19013	70788	7404	43729
620349 OTH TROU BIB M/BOY TEXT N/KNIT	17813	72718	16883	55066
620412 SUIT WOMEN/GRL OF COT N/KNIT			2076	2076
620413 SUIT WOMEN/GRL OF SYN N/K	3	3	694	694
620419 SUIT WOMEN/GRL OF TEX MAT N/K	12596	14857	3770	10578
620422 ENSEMBLE WOMEN OF COT N/KNIT	85	199	15	288
620429 ENSEMBLE WOMEN OF TEX FIB N/K		228	11	561
620432 JACKET W/GRL OF COT N/KNIT	122	299	136	948
620433 JACKET W/GRL OF SYN FIB N/KNIT	1648	5127	1905	5253
620439 JACKET W/GRL OF TEX MAT N/KNIT	86829	165888	434	1300
620441 DRESSES W/GRL WOOL NOT KNITTED				2
620442 SHISHA EMBROIDERED DRESS COTTO	1702	11188	1458	11541
620443 DRESSES W/GRL SYN FIB NOT KNIT	404	2060	444	932
620444 DRESSES W/GRL ART FIB NOT KNIT		618	144	553
620449 DRESSES W/GRL TEX FIB NOT KNIT	399	1613	64	808
620451 SKIRTS W/GRL WOOL NOT KNITTED				66
620452 SKIRTS W/GRL COTTON NOT KNIT	9	208	266	469
620453 SKIRTS W/GRL SYN FIB NOT KNIT		70	77	139
620459 SKIRTS W/GRL TEX FIB NOT/KN/CR	3279	9886	4014	4297
620461 TROUSER W/GRL WOOL NOT KNIT/CR	545	545		
620462 GHAGRA OF COTTON	413	13717	4351	17199
620463 GHAGRA OF SYNTHETIC FIBRES		7222	930	4546
620469 GHAGRA OF OTH TEXTILE MATERIAL	6746	22495	4991	19399
620520 BALUCHI KAMEEZ OF COT MEN/BOY	53258	196140	8096	36815
620530 SHIRTS MEN/BOYS OF M/MAD N/KNIT	1095	3518	735	1366
620590 SHIRTS MEN/BOYS OF WOOL/H N/K	81406	316778	2864	18167
620610 BLOUSES W/GRL SILK NOT KNITTED				12
620620 BLOUSES W/GRL WOOL NOT KNITTED				714
620630 MULTANI CHOLI OF COTTON W/GRL	213	3073	3288	17295
620640 MULTANI CHOLI M-MADE FIB W/GRL	1481	17941	3109	9794
620690 MULTANI CHILI OTH TEX MATERIAL	3204	8539	1194	4283
620711 UNEDERPANT ETC M/BOR COTTON		842		
620719 BALUCHI/PESHAW VEST O-TEX N-K	9	268	389	506
620721 NIGHTSHIRT/PYJAMA MEN COT N/K				292
620729 NIGHTSHIRT/PYJAMA MEN T/MAT NK	2	2454		64
620791 BATHROB ETC MEN COTTON N/KNIT			16	16
620799 BATHROB ETC MEN TEX MAT N/KNIT	2357	6910	301	1503
620819 SLIPS/PETTICOAT W/GRL T/MAT NK	48	48		
620821 NIGHTDRESS/PYJAMA WOMEN COT NK	130	1069	192	723
620822 NIGHTDRESS/PYJAMA WOMEN M/M NK	71	2304	832	2480
620829 NIGHTDRESS/PYJAMA WOMEN T/M NK	8025	12390	2079	6109
620891 BATHROB ETC W/GRL COTTON N/NK	399	892	295	1287
620892 BATHROB ETC W/GRL M/MAD FIB NK	16	362	51	503
620899 BATHROB ETC W/GRL TEX MAT N/NK	4267	6763	675	1057
620920 BABIES GARMENT COTTON N/KNIT	3763	10105	3517	10678
620930 BABIE GAR&CLOTH SYN FIB N/KNIT	267	1930	94	1298
620990 BABIES GARME OF OTH TEXTI MATE	13596	36803	5890	15745

Contd.

10.11 Imports by Economic Categories (Detail)

(In Thousand Rupees)

Items		October, 2018	From July, 2018	October, 2017	From July, 2017
621010	GAR MADE UP FAB H-56.02/56.03	1145	4307	217	1462
621020	OTH GAR MEN/BOY H-6201-11,19	174	400	314	330
621030	OTH GAR WOM/GRL 6202.11 TO 19		110		11
621040	OTH MEN/BOYS MADE UP FAB	67422	252039	2092	3475
621050	OTH MEN WOMEN/GIRL FAB N/KNIT		42	2778	3046
621111	SWIMWEAR MEN/BOYS NOT KNITTED	56	80	660	660
621112	SWIMWEAR WOM/GIRL NOT KNITTED		199		22
621132	OTH GAR MEN/BOYS OF COTTON	266	1899	44	1466
621133	OTH GAR MEN/BOYS OF M/MADE FIB	4247	12324	516	2667
621139	OTH GAR MEN/BOYS OF TEX MATERI	268	1326	32	3015
621142	OTH GAR WOM/GIRL OF COTTON		4300	36	305
621143	OTH GAR WOM/GIRL OF M/MADE FIB		2489	495	2775
621149	OTH GAR WOM/GIRL OF TEX MATERI	597	1421	1187	4765
621210	BRASSIERES	65868	244063	49748	185335
621220	GIRDLES AND PANTY-GIRDLES	1970	7133	1911	4543
621290	BRACES,SUSPENDERS,GARTER&PARTS	7350	24354	7449	31678
621320	HANDKERCHIEFS OF COTTON	762	2143	230	3129
621390	HANDKERCHIEFS OF OTH TEX MAT	1513	19831	4494	22142
621410	SHAWLS,SCARVES ETC & LIKE SILK	81	99		
621420	SHAWLS,SCARVES ETC & LIKE WOOL	851	1939	449	1386
621430	SHAWL,SCARVE ETC&LIKE SYN FIB	182	9902	22767	24219
621440	SHAWL,SCARVE ETC&LIKE ART MAT	122	330	746	810
621490	SHAWLS OF OTH TEXTILE MATERIAL	114952	210811	23762	81144
621510	TIES,BOW TIES&CRAVATS OF SILK	2320	4516	763	2150
621520	TIES,BOW TIES&CRAVATS M/M FIB	89	619	62	508
621590	TIES,BOW TIES&CRAVATS TEX MAT	2609	8557	2963	9887
621600	GLOVES OF TEXTILE FABRICS	31670	64678	6559	22649
621710	MADE UP CLOTHING ACCESSORIES	1846	6178	434	13022
630110	ELECTRIC BLANKETS		177	9	1099
630120	BLANKET/TRAVEL RUGS OF WOOL/H	47	56		32
630130	BLANKET/TRAVEL RUGS OF COTTON	304	737	143	539
630140	BLANKET/TRAVEL RUGS OF SYN FIB	466954	1360036	364205	1262103
630190	BLANKET/TRAVEL RUGS OF TEX MAT	7580	15774	3973	18066
630210	BED SHEETS,KNITTED/CROCHETED	9114	40593	10740	41442
630221	OTH BED LINEN,PRINTED,N/KNIT	15449	15455	10	8136
630222	OTH BED LINEN,PRINTED M/MADE	5802	5802		
630229	OTH BED LINEN,PRINTED MILL-MAD	542	2781		19
630231	BED SHEETS OF COTTON MILL-MADE	658	1460	14	6663
630239	BED SHEETS OTH TEX MAT HANDLOM	3969	15383	1120	2287
630240	TABLE LINEN KNITTED/CROCHETED		70		113
630251	TABLE COVER OF COTTON MILLMADE	80	409	15	15
630253	TABLE LINEN OF MAN-MADE FIBRES	38	61		16
630259	TABLE LINEN OF OTH TEX MATERIA	196	249		201
630260	TOWELS OF COTTON MILL-MADE	2693	5706	1237	19295
630291	OTH COT TOIL\KIT LIN MILL MADE	47	336	102	288
630293	TOILET/KITCHEN LINEN M/MAD FIB	29	40	9	97
630299	TOILET/KITCHEN LINEN TEX MAT	67	272	104	104
630312	CURTAINS/BLINDS/VALANCE SYN FIB	35	1015	994	2385
630319	CURTAINS/BLINDS/VALANCE TEXMAT	278	729		141
630391	CURTAINS OF COTTON MILL-MADE	1874	1935		4428
630392	CURTAINS OF SYN FIB MILL-MADE	9929	22109	5925	51002
630399	OTH CURTAINS/VALANCE OF TEXMAT	988	2221	1742	3273
630411	BED-SPREADS KNITTED/CROCHETED		96		
630419	BED-SPREADS, OTHERS	665	1683	592	798
630420	BED NETS		45		
630491	OTH KNIT/CROCH F-ART O/TH94.04	1920	5338	520	2334
630492	OTH FURNISHING ARTICLE COT KNT	845	2094		757
630493	OTH FURNISHING ARTICLE SYN FIB	453	758	3	231
630499	OTH FURNISHING ARTICLES TEXMAT	628	933		662
630510	SACK/BAGS OF JUTE OTH TEX FIB	67798	141918	26383	238003
630520	SACKS AND BAGS OF COTTON		22		92

Contd.

10.11 Imports by Economic Categories (Detail)

(In Thousand Rupees)

Items	October, 2018	From July, 2018	October, 2017	From July, 2017
630532 FLEX INTER BULK CONT OF>1000KG	818	8437	388	3785
630533 SACK/BAGS OF POLYETHYLENE/PROP	5608	16622	1200	13251
630539 OTH SACK/BAGS MAN-MADE TEX MAT	21033	93675	24017	140152
630590 SACKS/BAGS OTH TEX MATERIAL		7992	4200	8395
630612 TARPULINS,OF SYNTHETIC FIBRES	1657	42917	39628	104479
630619 TARPULINS OF OTH TEX MATERIAL	240	733	14	4749
630622 TENTS OF SYNTHETIC FIBRES	627	3267	1927	8504
630629 TENTS OF COTTON	892	4742	157	5872
630630 SAILS OF OTH TEXTILE MATERIAL		57		
630640 PNEUMATIC MATTRESSES OTH TEX-M		819		
630690 OTH CAMPING GOODS OTH TEX NAT		23		285
630710 DISH-CLOTH	16009	36906	5060	74952
630720 LIFE-JACKETS AND LIFE-BELTS	21524	28880	4257	21756
630790 SHOPPING BAGS, KNITTED	112386	354058	72004	358327
631090 USED&NEW RAGS,SCRAP ETC TEXMAT	7723	29133	3876	26057
640110 FOOTWEAR INCORPORATPROTE M-TOE	461	1948	51	729
640192 OTH FOOTWEAR COVERING ANKLE	147	185	516	5937
640199 OTH FOOTWEAR NES UPPER NOT FXD		4758	31	4524
640212 SKI,SNOWBOARD BOOT SOLE RUB/PL	316	1381		
640219 OTH SPORTS F-WEAR SOLES RUB/PL	256	2596	1663	8307
640220 F-WEAR WITH UPPER STRAP ASSEMB	13263	60987	5646	38304
640291 F/WEAR COV ANKLE SOLE/UPPERS	5202	9244	94	1267
640299 OTH F/WEAR SOLE/UPPER RUB/PLAS	6486	56892	13437	188373
640312 SPORTS FOOTWEAR SKI/SNOWBOARD	480	480	10	10
640319 OTHER; SPORTS FOOTWEAR	44892	121321	32715	67619
640320 FOOTWEAR OUTER SOLE OF LEATHER	4407	30418	30	183
640340 OTH FOOTWEAR WITH METLTOE CAP	8966	36828	10895	35617
640351 OTH FOOTWEAR SOLE COV ANKLE		1197	458	1730
640359 OTH FOOTWEAR OUTERSOLE LEATHE	8333	28616	1373	2953
640391 OTH F-WEAR OUTERSOLE COMP LEA	1766	4879	72	91
640399 OTH F-WEAR O/S RUB, PLAS, LEA	70949	197331	31727	163301
640411 SPORTS FOOTWAR SHOES RUB/PLAS	38393	163602	19417	194914
640419 OTH FOOTWEAR OUTER SOLE RUB/PL	747197	2514209	577015	2586690
640420 FOOTWEAR OUTERSOLE COMP LEATHR	235	1455	1125	3518
640510 FOOTWEAR UPPER/COMP LEATHER	258852	918335	190472	878547
640520 FOOTWEARS UPPER TEX MATERIAL	4387	11387	3183	9925
650400 STRAW HATS	435	556	664	801
650500 OTH HATS AND HEADGEAR KNITTED	16787	67251	20332	72697
650610 SAFETY HEADGEAR	87363	173139	57721	124095
650691 OTH HEADGEAR RUBBER/PLASTICS	146	1731	937	6469
650699 OTH HEADGEAR OF OTH MATIRIALS	3644	8277	1117	3248
650700 HEADBAND LINING COVERHAT FOUN	2109	5550	1248	4114
660110 GARDEN OR SIMILAR UMBRELLAS	2543	9184	3094	4978
660191 OTH UMB WITH TELESCOPIC SHAFT	489	636	37	343
660199 OTH UMBRELA/SUN UMBRELLAS	16439	57774	5964	44124
660200 WALKING STICKS AND SEAT STICKS	1409	4765	889	4343
660390 OTH PATS/FITTING UMBRELLAS		38	1	49
670100 SKINS AND OTH PARTS OF BIRDS			10	10
670210 ART FLOWER, FRUIT OF PLASTIC	15665	65137	6760	29432
670290 ARTIFICIAL FLOWER,FOLIAG O/MAT	25483	113122	19388	85395
670411 COMPLETE WIG OF SYN.TEXT MAT.	88	636	454	696
670419 OTH BEARD, EYE BROW SYN.TEXT MA	234	1068	148	645
670420 WIGS,BEARDS OF HUMAN HAIR	103	132		1
691090 OTH CERAMIC SINKS WASHBASIN PE	1029	2818	167	15187
691110 DINNER STES OF PORCELAIN/CHINA	187273	550805	171622	680329
691190 OTH HOUSEHOLD ARTICLES OF PORN	12945	74563	56777	174043
691200 TABLE/ KITCHENWARE O/TH CHINA	36403	102300	5137	44062
691310 STATUT ORNAMENT PORCELAIN CHI	1406	2935	4415	5064
700992 FRAMED GLASS MIRRORS	11233	42096	11460	46938
701010 AMPOULES	9711	34847	7277	25676
701020 STOPPERS,LIDS AND OTH CLOSURES	19825	63565	10919	30172

Contd.

10.11 Imports by Economic Categories (Detail)

(In Thousand Rupees)

Items	October, 2018	From July, 2018	October, 2017	From July, 2017
701190 OTHER, GLASS ENVELOPES		612		68
701310 INDOOR DECOR OF GLASS CERAMICS	16036	58430	22784	64489
701322 STEMWARE DRIN GLA LEAD CRYSTAL				108
701328 OTH STEMWARE DRINKING GLASS	5234	15013	237	14778
701333 O-DRINKING GLASS LEAD CRYSTAL		42		32
701337 OTH DRINKING GLASS O/T GL-CEMI	3076	22662	17170	56868
701341 G-WARE TABLE,KICH LEAD CRYSTAL		103		
701342 G-WARE LINEAR C-EXPENSION-5x10		14	2837	2837
701349 O-GL-WARE L-C-EX=5x10 T,0-300C	185681	671710	235928	1121819
701391 OTH GLASS-WARE OF LEAD CRYSTAL	26	26	427	591
701590 OTH CLOCK/WATCH/NON-CORRETVE	296	552		376
701690 OTH PAVING BLOCKS/SLABS/BRICKS	1508	12945	758	1832
701710 QUART REACTOR TUBE & HOLDERS	4484	34333	16118	32762
701720 LAB HYG/PHAR GLASSWARE L/C=10K	99	814	2371	2502
701790 OTH LAB GLASSWARE ETC N.S.	14337	39455	9384	37043
701810 GLASS BEADS, S/PERAL/PRE-STON	135030	429035	60779	349478
701820 GLASS MICROSPHERRES=1MM DIA	8476	49695	6524	39928
701939 OTH WEBS,MATTRESSES,BOARD ETC	58718	290885	71408	342655
701940 WOVEN FABRICS OF ROVINGS	66	3974		7434
701951 TYRE CORD FABRICS WIDTH>30 CM	562	1429		2700
701952 OTH WOV FAB WID<30CM WT<250G/M		1019		9
701990 INSULATING SLEEVES	52825	341317	38664	216770
711299 OTH WASTE/SCRAP PRECIOUS METAL	2047	12666	1038	3714
711311 ARTICLE OF JEWELLERY OF SILVER		579	14	7221
711319 JEWELLERY OF GOLD	51168	51398	93	1533
711320 ART(JEWELRY)BASE MTL-CLD P-MTL		8		
711411 ART OF SILVER WARES W/N PLATED		4		
711419 ART OF PRE METALS W/N PLAT				114
711510 CATALYST INFORM WIRE/GRIL PLAT			106340	122009
711590 OTH ART PREMETS/MET CLAD P/MTL	62000	220967	50181	170239
711620 ART PRECIOUS/SEMI-PRE STONES			31	55
711711 CUFF-LINKS/STUDS-BASE METAL	406	1748	302	2328
711719 OTH IMITATION JEWELLERY B/METL	71760	263862	70206	402287
711790 OTH IMITATION JEWEL B/METL,N.S	13021	46657	20370	99787
731829 OTH COACH SCREW,BOLTS,NUT I/S	11931	63755	8291	70514
731940 SAFETY PINS & OTHER PINS	5070	18229	2739	12750
732090 SPRING,LEAVES UN-MNF VIDO CASS	67244	167415	34596	157509
732111 COOKING RANGES	18606	113323	38587	148446
732112 COOK APPLI/PLAT WARMER LIQ FUL	22	793	22	22
732119 O-COKING APPLI INCL SOLID FUEL	3043	23507	6080	31777
732181 OTH APPLI FOR GAS & OTH FUELS	2617	7253	2372	13563
732189 OTH APPL INCL APPLI SOLID FUEL		1101		270
732290 AIR HEATER&HOT AIR DISTRIBUTER	1582	9770	25545	139916
732310 IRON/STEEL WOOL,POT SCROEL ETC	18156	76417	9879	106975
732391 OTH BUCKETS OF CAST IRON ENAMA	86	4545		356
732392 OTH H-HOLD ART CASTIRON ENAMA	397	1091	1072	1257
732393 OTH DOMESTIC UTENSILS STA-STEL	6887	27532	6248	26212
732394 OTH DOMESTIC UTENSIL IRON/STEL	5955	48541	22839	122332
732399 OTH H-HOLD ARTCL, PART THEREOF	40754	146989	41471	222625
732410 SINKS OF STAINLESS STEEL	11451	46923	9312	37882
732421 BATH TUBS CASTIRON W/N ENAMEL	89	2350	276	4815
732429 OTH BATH,SINK,W-BASIN ENA IRON	10155	54195	12330	55450
741539 OTH THREAD ARTICLES OF COPPER	719	6285	5019	19547
741810 TABLE,KITCH/OTH HOUSEHOLD ARTI		55		
741820 OTH SANITARY WARE,PARTS COPPER	329	1730		1372
741991 CAST,MOULDED,STAM,FORGED,COPPE	741	1427	180	2273
750720 TUBE OR PIPE FITTING NICKEL				918
761490 OTH STRAN WIR,ROP,CABL,PL ALUM	8777	407303	437223	1841306
761510 TABLE,KITCH,POT POLISHPAD ALUM	10098	44576	14789	55402
761520 SANITARY WARE&PATS OFALUMINIUM	1923	4082		226
761610 NAILS,BOLT,NUT,SCREW ETC ALUMI	316	5661	876	2301

Contd.

10.11 Imports by Economic Categories (Detail)

(In Thousand Rupees)

Items	October, 2018	From July, 2018	October, 2017	From July, 2017
761691 CLOTH,GRIL,FENCING OF ALUM WIR	2021	2425	2933	5703
790500 ZINC PLAT SHEET, STRIP & FOIL		1044		396
800300 TIN BAR, ROD, PROFILE AND WIRE	60	1417	165	460
810194 OTH UN-WROUGHT TUNGSTEN,BAR RD		265		
810295 OTH MOLYBEDNUM BAR,ROD,SINTER	1732	1732		
810430 RASPINGS,TUMINGS,ETC MAGNESIUM				5
820900 PLATE STICK,TIPS TOOL CERMET	9794	41616	11865	35762
821000 HAND-OPERATE MECHANICAL APPL	3715	24811	5614	28049
821110 SETS OF ASSORTED ARTICLES		35	273	419
821191 TABLE KNIVES HAVING FIX BLADE.	479	2105	4244	11119
821192 OTH KNIVES HAVE FIXED BLADES.	4964	17586	2806	17353
821193 KNIVE OTH THAN FIXE BLADES.	140	2125	1142	3419
821194 BLADES	183	990	35	2778
821195 HANDLES OF BASE METAL		53		121
821210 RAZORS	30817	157194	74875	297530
821220 SAFETY RAZOR BLADES,	7249	77647	74408	165994
821290 OTHER PARTS	2589	10471	6851	13173
821300 SCISSORS,TAILORS,SHEARS BLADE	2989	23640	4820	17059
821410 PAPER KNIVES,LETTER OPENER,ETC	22896	50070	33745	83134
821420 MANICURE OR PEDICURE SETS.	772	5394	1169	7660
821490 OTH ARTICLES OF CUTLERY .	5234	18176	10221	29611
821510 SET OF ASORTED ARTICLE-PRECMTL	257	737		11
821520 OTH SETS OF ASSORTED ARTICLE.	892	18840	7040	49369
821591 OTH ARTICLE,NOT INSETS,PLATED		24	27	36
821599 SPOONS	6892	24060	6968	37534
830110 PADLOCKS	60223	289010	80064	391741
830120 DOOR LOCKS VEH-H-8704.3190,11	9029	27632	5089	28198
830130 LOCKS FOR FURNITURE	30692	141623	58973	267530
830140 OTHER LOCKS	34665	145080	125866	380396
830150 CLASPS AND FRAMES WITH CLASPS.	392	1444	88	11326
830160 PARTS OF LOCKS	82647	263982	10330	45343
830170 KEYS PRESENTED SEPARATELY	1684	8456	1882	6797
830210 HINGES,VEH-H-8704.2299,8703	52746	212203	43440	176199
830220 CASTORS	36734	128863	20995	98611
830230 LATCH ASS-DOORS CARS-H-8703,04	301	1641	487	9218
830241 OTH MOUNTING,FITING BUILDING	21338	42610	1961	18216
830242 OTH MOUNTING,FITING FURNITURES	95168	345501	65065	383949
830249 OTH FITINGS OF BASE METAL N.S.	47431	212065	47735	180414
830250 HAT-RACKS,HAT-PEGS,BRACKET&FIX	867	8603	4129	20278
830300 ARMoured/REINFORCED SAF B-MTL.	2903	5773	6865	23890
830400 FILING CARD-INDEX CABINET/TRAY	1281	3214	208	4660
830510 FITTING FOR LOOSE-LEAF BINDERS	12	2015	1990	4332
830520 STAPLES IN STRIPS	14299	98185	12699	59886
830590 OTH, INCLUDING PARTS	17754	39576	17962	50878
830610 BELLS,GONGS ETC.ELECTRIC METAL	2135	4817	1987	5939
830621 STATUETT OTH ORNAMENT BASE MTL	38	38		1
830629 OTH STATUETT OTH ORNAMENT	10305	34266	7433	20004
830630 PHOTOGRAPH,PICTURE FRAME MIRROR	201	353	235	1231
830710 FLEXIBLE TUBING OF IRON/STEEL	47565	107848	21254	116728
830790 FLEXIBLE TUBING OF BASE METAL	24886	76943	20976	98313
830810 HOOKS OF BASE METAL	30491	125753	27725	109157
830820 TUBULAR OR BIFURCATED RIVET	1212	8119	40462	144517
830890 CLASPS OF BASE METAL	21117	96895	26295	102572
830910 CROWN CORKS OF BASE METAL		1		175
830990 ALUM LID CAN OF CARBONAT DRINK	107729	351571	77608	219503
831000 NUMB PLATE ASSEMBLY,AGRI-TRACT	2125	28571	376	2743
831110 COATED ELECTRODE OF BASE METAL	50297	349985	77381	390757
831120 CORED WIRE OF BASE METAL,	7313	26395	14057	69346
831130 COATED RODS&CORED WIRE,B/METAL	14747	69172	21281	72044
851290 PARTS OF PRODUCT H-85124011,12	4787	75913	22472	54992
852290 OTH T/COM EQ/AC HD 85.19-85.21	281420	586015	109342	306707

Contd.

10.11 Imports by Economic Categories (Detail)

(In Thousand Rupees)

Items	October, 2018	From July, 2018	October, 2017	From July, 2017
852321 CARDS INCORPORATING MAG STRIPE	53538	362458	18537	89722
852329 MAGNETIC DISCS	1016	2461		3812
852341 COMPACT DISC (CD)UN-RECORDED	4907	24125	9042	24979
852349 OPTICAL MEDIA CONTAIN SOFTWARE	1651900	4407658	599591	949720
852351 MULTIMEDIA MEMORY/SD CARDS	69434	147072	42796	712840
852352 SIM CARDS	465624	1003157	304187	1136797
852359 PROXIMITY CARDS AND TAGS	44289	159113	12369	106038
870990 PARTS,H-NO.87.09 OF WORK TRUCK	14805	18299	1052	1878
871499 OTHER,PARTS AND ACCESSORIES	20029	72864	16568	95358
880390 OTH PARTS OF H-88.01 OR 88.02	449284	2462973	549936	2188719
902000 GAS MASKS	40984	107101	18599	98905
902110 ORTHOPAEDIC/FRACTURE APPLIANCE	14517	45823	14430	29321
902121 ARTIFICIAL TEETH	518	836	4	178
902129 OTHER; DENTAL FITTINGS	3964	15748	16581	19143
902131 ARTIFICIAL JOINTS	279738	500217	67166	221769
902139 OTH ARTIFICIAL PARTS OF BODY	199291	649496	130193	668762
902140 HEARING AIDS,EXCL PART/ACCESSO	10733	99997	2890	16837
902150 PACEMAKER STIMULAT HEART MUSCL	314958	732548	38104	235455
903300 PARTS& ACCE OF HEARING AIDS	59848	133990	17029	94582
910111 WRIST WATCH,ELE OPE,MECH DISPL	107	153		66
910119 O-W-WATCH ELECTRICALLY OPERATED	5598	13495	33275	123965
910129 O-W-WATCH,W/N INCO.STOP WATCH	19	310		3133
910191 OTH. POCKET-WATCH ELE OPERATED		232		43
910199 O-WATCHES INCL STOP WATCHES	84	957		1390
910211 W-WATCH,MACH DISPL O/TH H-9101	10448	50185	17988	39707
910212 W-WATCH,OPTO ELECTRONIC DISPLY		81	16	29
910219 O-W-WATCH W/N INCOR STOP WATCH	15572	77948	35256	149730
910221 W-WATCH,AUTO-WIND O/T H-9101	125	176	3352	4358
910229 O-W-WATCH O/THAN H-9101	12417	127505	24371	152691
910291 OTH, POCKET-WATCH ELE OPERATED		749		
910299 O-POCKET/STOP WATCH O/T H-9101		1068	533	3692
910310 CLOCK WATCH MOVE ELECT OPERATD	12	12		34
910390 OTH,CLOCKS WATCH MOV EX.91.04	205	329	1323	4828
910400 INS PANEL CLOCK-AIR&SPACECRAFT	1	2019	110	132
910511 ALARAM CLOCK,ELECTRICALLY OPE.	1761	4184	1746	4172
910519 OTHER, ALARAM CLOCK	1233	1991	1664	5163
910521 WALL CLOCK,ELECTRICALLY OPERAT	1093	3703	1953	8629
910529 OTHER WALL CLOCKS	8676	30827	7396	31033
910591 OTH,CLOCK ELECTRICALLY OPERATD	1039	3946	101	1590
910599 OTHER CLOCKS	39	213	2135	3141
910610 HOUR-METERS/METER AGR-TRACTOR	71	755	70	826
910690 OTH,TIME OR DAY RECORDING APPA	3886	18402	3487	23919
910700 TIME SWITCHES WITH CLOCK/WATCH	35244	93555	4422	50045
910811 WATCH MOVE ELEC.OPE MACH DISPL		135		199
910819 OTH,WATCH MOVE ELECT.OPERATED	136	144	92	192
910890 OTH,WATCH MOVE COMPLETE ASSEMB		152	17	235
910910 ELE OPER.CLOCK MOVE COMP/ASSEM		17	135	934
910990 OTH CLOCK MOVEMENT COMP&ASSEMB	116	514	142	886
911011 COMP MOVE,UNASSEMBLED WATCH	910	7641	305	1506
911090 OTH,COMP MOVE WATCH/CLOCK UN-A	2024	6474	371	930
911120 WATCH CASES BASE METAL,W/N G/S			506	1080
911180 OTHER;WATCH CASES	310	598	371	1849
911190 PARTS OF WATCH CASES	1868	4093	1236	3660
911220 CLOCK CASE&CASE OF SIMIL GOODS		329		595
911290 PART OF CLOCK CASE/SIMILR CASE	95	369	74	603
911310 WATCH STRAPS,BAND PRECI METAL.	87	87		
911320 WATCH STRAPS,BAND OF BASE METL		47		
911390 OTH,WATCH STRAPS,BANDS PART	537	2422	2127	6073
911410 SPRINGS,INCLUDING HAIR-SPRINGS	86	92		17
911430 DIALS	10	74	87	306
911490 OTH;CLOCKS OR WATCH PARTS,N.S.	17719	29396	8918	24358

Contd.

10.11 Imports by Economic Categories (Detail)

(In Thousand Rupees)

Items	October, 2018	From July, 2018	October, 2017	From July, 2017
920110 UPRIGHT PIANOS			21	21
920190 OTH,HARPSICHORD KEYBOARD STRIN	8142	15937	772	1146
920210 OTH STRING PLAYED WITH A BOW		431		
920290 OTH,STRING MUSICAL INSTRUMENTS	14135	52522	2786	5081
920510 BRASS-WIND INSTRUMENTS			148	148
920590 OTH,WIND MISICAL INTRUMENTS,NS	102	2861		151
920600 PERCUSSION MUSICAL INSTRUMENTS	34	160	117	194
920710 KEYBOARD INS,O/THN ACCORDIONS	738	1173	410	1241
920790 OTH,MUSICAL INSTRUMENTS	729	2657	3793	19487
920810 MUSICAL BOXES		458	368	873
920890 OTH;MECHANICAL STRET ORGAN,INS	4478	24219	3724	15848
920930 MUSICAL INSTRUMENT STRINGS		11		71
920991 OTH PARTS & ACCE FOR PIANOS.		1		
920992 PARTS&ACCE MUSICAL INS H-92.02		237		68
920994 PARTS&ACCE MUSICAL INS H92.07		51		1
920999 OTH;PARTS&ACCE(CARDS,DISCS)	208	271	38	1208
930190 FULLY AUTOMATIC SHOTGUNS		15577		
930200 REVOLVERS PROHIBITED BORE,>.32	2106	8672	86	1501
930320 SHOTGUNS, S-BARREL PUMP-ACTION		133		43
930330 O SPOR,HUNT-RIFLES SIN-SHORT		177	114	426
930390 OTH;FIREARMS,DEVIC OPE FIR EXP		65	619	674
930400 OTH,ARMS OF HEADING NO.93.07	7692	21507	258	18823
930510 FIRING MECHANISMS-REVOL/PISTOL				5
930520 SHOTGUN BARRLES	16	16		
930599 OTH PART&ACCE.ARTILERY H93.01	15	46		180
930621 SHORTGUN CARTRIDGES		960		2719
930629 OTH,PARTS OF SHORTGUNS CARTRIG		1001	70	445
930630 CARTRIDGES RIVETING SIMI TOOL.	99434	169884	5340	6676
930690 OTH;AMMUNITION OF WAR & PARTS.		156091		136
930700 SWORDS,CUTLASSES,BAYONETS,LANC	2	2	118	193
940110 SEATS OF A KIND USED,AIRCRAFT.	542	12136	30	5952
940120 SEATS FOR M-VEH H-8703 & 4	1878	5696	3854	10025
940130 SWIVEL SEATS VARIABLE HEIGHT.	32468	138785	29866	144160
940140 SEATS O/THN GARDEN SEATS,CAMP	4047	12609	6551	13088
940152 SEATS OF BAMBOO				15
940153 SEATS OF RATTAN	270	270		54
940159 OTH SEATS W/N CONVERTIBLE-BED	686	5212	45	7167
940161 OT,SEATS UPHOLSTERED WOOD FRAM	4194	31750	8228	26410
940169 OTHER SEATS,WITH WOODEN FRAMES	2920	11132	2526	15381
940171 OT-SEATS UPHOLSTERED METALFRAM	14029	71222	12326	57939
940179 OTHER SEATS;WITH METAL FRAMES	41699	153375	33302	230642
940180 OTHER SEATS WITH METSL FRAMES	29686	95294	28060	128455
940190 SEAT PARTS-FOAM CAR/VEH-8703,4	385037	1297467	292989	1256690
940310 METAL FURNITURE USED IN OFFICE	6794	62066	2994	232127
940320 OTH,METAL FURNITURE O/THN OFFI	16484	90627	17507	128008
940330 WOODEN FURNITURE-OFFICE USE	12405	87050	29974	175404
940340 WOODEN FURNITURE-KITCHEN UES	16764	62335	5846	33330
940350 WOODEN CABINETS	25259	210975	28183	342343
940360 OTHER WOODEN FURNITURE	27340	172037	17354	74195
940370 FURNITURE OF PLASTICS	7582	29549	5121	30145
940383 FURNITURE OF RATTAN	380	1632		62
940389 OTHER FURNITURE OF CANE, OSIER	2035	6130	11040	34185
940390 PARTS FURNITURE H -NO.94.03.	7740	36646	6385	25104
940410 MATTRESS SUPPORTS	149	11776		6892
940421 MATTRESS CELLU RUBBER/PLSTIC	71	17219	76	775
940429 MATTRESS OF OTHER MATERIALS	3685	7651	3105	19368
940430 SLEEPING BAGS	59	185	181	495
940490 OTH,ARTI BEDDING&SIMI FURNISH.	8506	26770	8817	31516
940510 CHANDELIER	315105	1100838	318778	1466661
940520 ELECTRIC TABLES,DESK,BEDSIDE	9579	30572	8453	43285
940530 LIGHTING SETS CHRISTMASTREES	269154	514804	150685	307379

Contd.

10.11 Imports by Economic Categories (Detail)

(In Thousand Rupees)

Items	October, 2018	From July, 2018	October, 2017	From July, 2017
940540 LIGHT SYSTEM FILM SHOOTING	124603	487759	166214	2089499
940550 NONELEC TUBULAR DAYLIGHT DEVIC	277	2266	488	3195
940592 PARTS OF PLASTIC H-94.05,N.E.S	4784	7628	948	2351
940610 GREEN HOUSES OF WOOD	21059	210284	82973	258274
940690 OTHER GREEN HOUSES	686171	1796218	248926	1538451
950300 WHEELED TOYS RIDDEN BY CHILDR	428875	1646351	430162	1870876
950420 ARTI&ACCE, BILLIARDS ALL KIND	3120	14748	4006	18527
950430 OTH GAMES OPERA BY COIN/CARDS	2505	18442	5258	38879
950440 PLAYING CARDS	7571	23380	6375	20388
950450 VIDEO GAMES CONSOLES&MACHINES	1227	3250	115	19002
950490 DICE CUPS	2692	65195	4226	20361
950510 ARTI FOR CHRISTMAS FESTIVITES.	858	3147	4304	8673
950590 OTHER ENTERTAINMENT ARTICLES	39112	179713	63569	240254
950611 SNOW SKIS		4		13
950619 OTH;SNOW SKI EQUIPMENT.	1668	1774	368	1279
950621 SAILBOARDS				151
950629 OTH;WATER SKI,SURF BOARD W-SPO	33	332	12007	16901
950631 GOLF CLUBS COMPLE/OTH GOLF EQU		4	231	418
950632 GOLF BALLS	815	2986	916	2140
950639 OTHER;GOLF EQUIPMENTS	930	2388	331	1573
950640 ARTI,EQUIP FOR TABLE-TENNIS.	337	1255	42	5164
950651 LAWN-TENNIS RACKETS,W/N STRUNG	180	616	414	1352
950659 BADMINTON RACKETS	15862	35477	5151	40477
950661 LAWN TENNIS BALLS	14568	52783	14763	60368
950662 FOOTBALLS	7258	33526	4111	17209
950669 CRICKET BALLS	1789	9725	5616	20068
950670 ICE SKATES,ROLLER INCL SKABOOT	2186	4363	390	3378
950691 EQUIP. FOR OTHER PHY EXERCISE	91496	325818	122187	509421
950699 FOOTBALL COVER	45553	83530	19558	69155
950710 FISHING RODS	214	605	36	326
950720 FISH -HOOKS,W/N SNELLED.	204	926	596	1578
950730 FISHING REELS	280	400	197	441
950790 OTH LINE FISHING TACKLE NETS	979	5876	651	3060
950810 TRAVELLING CIRCUSES/MENAGERIES	94	94	1	61
950890 SWINGS,SHOOTING GALLERIES ETC.	16043	75670	22569	158516
960110 WORKED IVORY,ARTICLES OF IVORY			2906	2906
960190 WORKED TORTOISE-SHELL ARTICLES	1	109		104
960200 GELATINE CAPSULES	155894	448722	198134	624002
960310 BROOM,BRUSHE,CONS TWIN,VEG-MAT	195	2968	1103	11069
960321 TOOTH BRUSHE,INCL DENT-PLA BRU	46751	150238	47254	270060
960329 OTH;SHAVING,HAIR,NAIL BRUSHES.	4881	26778	13241	49619
960330 ARTST,WRITING,SIMILAR BRUSHES	3831	17144	1430	7546
960340 PAINT,DISTEPER,VARNISH BRUSHES	4770	10361	1955	15046
960350 OTH BRUSHES CONSTI PART MACHIN	3193	21115	11372	25250
960390 OTH;HAND OPE MECHANICAL F-SWEPR	33171	96023	25623	118815
960400 HAND SIEVES AND HAND RIDDLES.	147	822	82	508
960500 TRAVEL SETS FOR PERSONALTOILE.	790	2839	319	5593
960610 PRESS-FASTENERS,SNAP-FASTENER.	42009	150651	26914	88858
960621 BUTTON OF PLASTICS,NOT COVERED	208258	885061	99388	421795
960622 BUTON OF BASE METAL,COVER TXT	32472	135373	28824	122133
960629 PRESS STUDS	52063	169333	57301	229333
960630 BUTTON MOULDS,PARTS OF BUTTON.		4	19	209
960711 SLIDE FASTENER FIT CHAIN SCOP.	35718	159995	11801	129256
960719 OTHER;SLIDE FASTENERS	149772	496591	114910	512545
960720 PARTS; SLIDE FASTENERS	4209	37535	4718	39747
960810 BALL POINT PENS	20664	52376	12751	64138
960820 FELT TIPPED.PORUS TIPPED PEN	51424	122189	22068	91745
960830 FOUNTAIN PEN,STYLOGRADH PEN	17197	34617	21274	40949
960840 PROPELLING OR SLIDING PENCILS		503	1	19
960850 SETS OF ARTICLS FROM TWO FOR-H	1040	3099	1759	8429
960860 REFILLS FOR BALL POINT PEN.	37392	99717	17667	40248

Contd.

10.11 Imports by Economic Categories (Detail)

(In Thousand Rupees)

Items	October, 2018	From July, 2018	October, 2017	From July, 2017	
960891	PEN NIBS AND NIB POINTS	69451	196701	38995	102372
960899	PEN CAPS,CLIPS OF STEEL M-LOCL	41107	103368	22446	95125
960910	PENCILS&CRAYON W-LEADS ENCASD.	77076	376122	251618	682576
960920	PENCIL LEADS, BLACK	6042	22228	14883	29549
960990	OTH;PENCIL,DRAWING CHARCOALS.	11340	27197	921	15519
961000	SLATES&BOARDS,WRITNG/DRAWIN	5726	20864	3493	17359
961100	DATE,SEALING OR NUMBERING STAM	532	3105	1021	6066
961210	RIBBONS FOR DOT MATRIX PRINTER	18630	64574	14196	56839
961220	INK-PADS	22	450	155	678
961310	POCKET LIGHTERS,GAS FUELLED	14	9531	136	35600
961320	POCKET LIGH,GAS FUELL,REFILLAB	686	38911	2737	5426
961380	LIGHTERS M-CARS OF H-8703	1000	9145	3234	11352
961390	PARTS OF CIGARETTE LIGHTERS	14	1338	84	542
961400	SMOKING PIPE&CIGAR OR CIG.HOLD	1282	6692	473	3027
961511	COMBS,HAIR-SLIDES,OF HARD RBER	5631	25151	8279	37390
961519	OTH;HAIRPINS,CURLING PINS,LIKE	2151	7206	1296	13839
961590	HAIR PINS	63727	275084	26137	354333
961610	SCENT SPRAY SIMI TOILET SPRAY	11309	47046	10416	49241
961620	POWDER-PUFFS&PADS FOR APPLICA	3687	12946	2813	13900
961700	VACCUM FLASKS	75048	166745	124815	350873
961800	TAILORS,DUMMIERS&OTH LAY FING.	1320	7999	6054	24905
962000	MONOPODS, BIPODS, TRIPODS	1499	8929		69
970110	PAINTING,DRAWING,PASTELS.	1022	12865	303	1534
970190	OTH COLLAGES&SIMI DECORATIVE	387	5056	862	3685
970300	ORIGINAL SCULPTURES&STATUARY		87	20	129
970400	POSTAGE&REVENUE STAMPS,ST-POS	39	95		67
970500	COLLECTIONS&COLLECTORS, PIECS.		506	504	1892
970600	ANTIQUES OF AN AGE EXE 100 YE.				2
990900	TRANSACTIONS LESS THAN RS.1000	1112	16173	213	13290
991000	SAMPLES HAVING NO-COMMER VALUE	243223	1410750	267866	1335207
	2. RAW MATERIAL TOTAL (A + B)	335735040	1296635872	270833245*	1021859502
	A. CONSUMER GOODS TOTAL	281160619	1048408535	222775668*	824235804
050400	GUTS,BLADERS,STOMACH OF ANIMAL	1204	3822	2354	7836
050590	OTH SKINS AND PARTS OF BIRDS		1845	3766	6094
050610	OSSEIN,BONES TREATED WITH ACID	4419	8668	2263	7345
050690	BONES, POWDER	559	8762	2090	39457
050790	HORNS	813	2061	625	3208
050800	SHELLS		329	269	615
051000	AMBERGRIS,CASTOREUM CIVET,MUSK		50	110	126
051110	BOVINE SEMEN	32597	85402	23486	50816
051191	FISH EGGS	3	15	1	1
051199	SILK WORM EGGS			65	65
060110	BULBS	30909	93251	8453	66584
060120	BULB TUBERS,ROOTS,CHICORY PLAN				6
060210	UN-ROOTED CUTTING AND SLIPS			109	481
060220	TREES,SHRUBS,BUSHES,GRAFTED		5188	2516	5721
060240	ROSES,GRAFTED OR NOT				37
060290	MUSHROOM SPAWN	17135	35489	46084	72449
060311	ROSES FRESH		657	122	643
060314	CHRYSANTHEMUMS FRESH	3174	16653	2709	15458
060319	OTH FRESH FLOWER,BUDS FOR BOUQ	229	1453	223	2332
060390	OTH FLOWER FRESH DRIED DYED BL	1011	5014	3054	13974
060490	O.PARTS OF PLANTS FOR BOUQUETS	149	149	27	27
110812	MAIZE (CORN), STARCH	29728	164723	27619	119880

Contd.

10.11 Imports by Economic Categories (Detail)

(In Thousand Rupees)

Items	October, 2018	From July, 2018	October, 2017	From July, 2017
110813 POTATO, STARCH	71605	304893	66073	217601
110814 MANIOC (CASSAVA) STARCH	1404	2989		7611
110819 OTHER STARCHES	16	16		267
110820 INULIN		694		5944
110900 WHEAT GLUTEN,WHETHER/NOT DRIED	6742	54440	35568	96001
120110 SOYA BEAN SEED	12453665	39860586	12163023	32350441
120190 SOYA BEAN,W.OR-N-BROKEN/SHELED		8	119	130
120241 OTH GROUND NUTS IN SHELL	1099	1642	49945	218659
120242 GROUND-NUTS SHELLED BROKEN/N-B	109287	205003	149078	562514
120300 COPRA	127342	521757	191667	490810
120400 LINSEED,WHETHER OR NOT BROKEN	955	955	12194	17755
120510 LOW ERUCIC ACID RAPE/COLZASEED	4631881	12366781	3352838	16124235
120590 OTHER RAPE/COLZA SEED	47048	47048	8031	24883
120600 SUNFLOWER SEED,WHETH/NOT BROKE	55823	78065	41528	128649
120750 MUSTARD SEEDS	55736	113545		69430
120770 MELON SEEDS	9370	12574	6406	8072
120791 POPPY SEEDS				141
120799 OTH,OIL SEED/OLEAGINOUS FRUITS		11		3358
120810 FLOUR AND MEALS OF SOYA BEANS	1918	1918	560	1587
120890 FLOURS AND MEALS OF CASTER	77	77		
120910 SUGAR BEET SEED USE FOR SOWING	108391	108391	83	79917
120921 LUCERNE (ALFALFA) SEED	72062	320306	57665	190772
120922 CLOVER (TRIFOLIUM) SEED	912111	2238686	778395	2011585
120925 REY GRASS SEED		5629	344	3227
120929 OTHER SEEDS OF FORAGE PLANTS	24574	119019	13272	70986
120930 SEED OF HERBACEOUS PLANTS		79		1790
120991 ONION SEEDS	668140	2652485	373048	1635327
120999 OTH SEEDS OF FRUIT FOR SOWING	70596	463823	257450	1197812
121190 OTH PLANTS AND PARTS OF PLANTS	137684	405170	63208	284406
121221 SEAWEDS/ALGAE FIT FOR HUMAN		2	1039	2408
130190 CANNABIS RESIN/CANABIS BALSAMS	79050	206992	74937	195863
130212 SAP AND EXTRACTS OF LIQUORICE		541		2791
130219 OTH SAPS & EXTRACT OTH VEG SAP	27631	106716	19484	110846
130220 PECTIC SUBSTANCES,PECTINATES	3562	66637	35282	111302
130231 AGAR-AGAR	6216	40496	14950	29750
130232 GUWAR GUM	38978	148079	19867	122806
130239 OTHER MUCILAGES AND THICKENERS	49809	142664	27432	116395
140110 BAMBOOS	11903	32910	11418	60689
140120 RATTANS	11405	28133	8208	28460
140190 OTH VEG MATERIAL USED PLAITING		146		
140490 TENDU LEAVES(BIDI LEAVES)	342729	1359205	319524	1294499
150190 POULTRY FAT OTH THAN H-02.09		3726	6538	10615
150210 TALLOW (OTHER THAN OF H-15.03)	250686	767950	181154	777341
150410 FISH-LIVER OILS THEIR FRACTION	618	618		123
150420 FATS OILS THEIR FRACT OF FISH	124	2725		20
150500 LANOLIN	3851	24436		20532
150600 OTH ANIMAL FATS AND OILS/FRACT				1054
150710 SOYABEAN OIL & ITS FRACT CRUDE	1385896	4166798	617710	8684278
150790 OTH SOYABEAN OIL & IT FRACTION	33926	77434	14727	73928
150890 OTH GROUND NUT OIL & ITS FRACT	596	1563	534	1508
150910 OLIVE OIL & ITS FRACT (VIRGIN)	35905	99187	27056	73643
150990 OTH OLIVE OIL & ITS FRACTIONS	106913	348900	97419	222067
151000 OTH OIL/FR,INCL BLENDS OF OIL		4949	60	60
151110 PALM OIL & ITS FRACTIONS CRUDE	242498	2618326	698108	2824181
151190 PALM STREARIN	17607299	75502409	18129570	69765036
151211 SUNFLOWER-SEED/SAFLOWER OILCRU	1576	1576		
151219 OTH SUNFLOWER SEE&SAFLOWER OIL	1241	12902	3857	25723
151229 OTH COTTON SEED OIL & IT FRACT	32	67		51
151311 COCONUT OIL,ITS FRACTION CRUDE	2957	19554		116
151319 OTH COCONUT OIL,ITS FRACTIONS	75792	271340	64326	276168
151329 OTH PALM KERNEL/BABASSU OIL	213551	849239	88360	460171

Contd.

10.11 Imports by Economic Categories (Detail)

(In Thousand Rupees)

Items	October, 2018	From July, 2018	October, 2017	From July, 2017
151419 OTH COLZA/MUSTER OIL,FRA/CRUDE		91		1845
151519 OTH LINSEED OIL & ITS FRACTION	6	2614		332
151529 OTH MAIZE OIL & ITS FRACTIONS	33542	62750	30837	67538
151530 CASTOR OIL AND ITS FRACTIONS	13278	56294	32607	91844
151550 SESAME OIL & ITS FRACTIONS	230	994	19	1794
151590 OTH FIXED VEGETABLE OILS/FRACT	7716	28075	184	1363
151610 ANIMAL FATS /OILS&ITS FRACTION			102	102
151620 VEGETABLE FAT & ITS FRACTIONS	338434	1090682	247482	763002
151710 MARGARINE,EXCL LIQUID MARGARIN	4179	25695	6492	37603
151790 OTH MARGARIN,EDIB MIX/PREP ETC	234445	873421	152519	661742
151800 ANIMAL/VEG FAT/OILOXIDISE ETC	21357	70833	17822	84878
152000 GLYSEROL,CRUDE WATER & LYES	12652	23753		13395
152110 VEG WAX WHETHER OR NOT REFINED		14407	699	5804
152190 BEES WAX	7535	33146	367	28768
152200 RESIDUES OF ANMAL/VEGTABLE WAX	22236	49955	5993	28180
160100 SAUSE,PROD MEAT-FOOD PREP OFFL	1483	11514	398	7436
220710 UNDENATURE ETHYL ALCOHOL O/SPR	3486	4305		1489
220720 ETHYL ALCOHOL/OTH SPIRITS DEN				5
240120 TOBACO-WHOLY/PARTLY STE/STRIP	241467	625346	72692	363505
240130 TOBACCO REFUSE	138	879	497	4652
251010 AAT,C/PHOS,ALUM/C/PHOS&PH/CUG	327968	1943709	597743	1565060
270810 PITCH		6657		15173
270820 PITCH COKE		1550		
270900 PETROLEUM OILS FROM BITUMINOUS	62869519	211987192	36964189	122392859
271019 KEROSENE	27216455	86199129	41586232	145558930
271099 OTH WASTE OILS	14	4742	617	617
271111 NATURAL GAS,LIQUIFIED	33189308	149720948	14451717	56318133
271112 PROPANE, LIQUIFIED	1085	7825	2377	4080
271113 BUTANES, LIQUIFIED			52	157
271119 L.P.G. LIQUEFIED	3072244	8907138	2417386	10292110
271121 NATURAL GAS,IN GASEOUS STATE	9	9		178
271290 SLACK WAX	25678	113208	22261	51301
271311 PETROLEUM COKE;NOT CALCINED	821	16022	3941	12017
271312 PETROLEUM COKE; CALCINED	4658	9671		19054
271320 PETROLEUM BITUMEN	1680232	4911213	656842	2037073
271490 OTH BITUMEN & ASPHALT NATURAL.	980	13788	7738	17478
290110 SATUR BUTANE,PENTANE & HEXANE	5570	21954	1004	3004
290121 UNSATURATED ETHYLENE.	1357141	3901966	741132	3067430
290123 UNSATURAT BUTENE/ISOMER THROF			55	146
290129 UNSATURATED HEPTANES	662	8301	653	3462
290211 CYCLOHEXANE	7854	14565	5363	8304
290219 CYCLOPENTANE	32402	146878	23296	108917
290220 BENZENE, PURE		90	23	51
290230 TOLUENE, PURE	14061	205431	11568	170631
290241 O-XYLENE	275471	1012912	51	571124
290243 P-XYLENE	4945132	16885563	961699	7444001
290244 MIXED XYLENE ISOMERS	3928	18583	202	7212
290250 STYRENE	885860	2878176	480670	2218308
290260 ETHYLBENZENE				4311
290290 NEPTHALENE	4775	31102	10799	35928
290312 DICHLOROMETHANE(METHYLEN CHLRD	35301	164524	38354	120965
290313 CHOLOROFORM(TRICHLOROMETHANE)	32340	112567	69896	114478
290315 ETHYLENE DICHLORIDE(1,2-DI CH)	529282	1028668		431971
290319 1,1,1-TRICHLOROETHANE	3533	26394	10970	25709
290321 UNSATURATED VINYL CHLORIDE				344519
290322 UNSATURATED TRICHLOROETHYLENE	20312	95809	17473	72268
290323 UNSATURATE TETRACHLOROETHYLENE	2156	11156	18422	46806
290329 OTH UNSATUR DERIV ACYCL H'CARB				10
290339 OTH BROMOMETHANE(METHYL BROMI)	41009	343391	39853	316043
290371 CHLORODIFLUOROMETHANE	37282	245618	22768	151856
290373 DICHLOROFLUOROETHANES	2303	13114	20663	31062

Contd.

10.11 Imports by Economic Categories (Detail)

(In Thousand Rupees)

Items	October, 2018	From July, 2018	October, 2017	From July, 2017
290374	CHLORODIFLUOROETHANES	8201	8201	6085
290377	PENTACHLOROFLUORO METHANE/ETHA	1860	3134	1005
290379	OTH CHLORODIFLUOROMETHANE		6143	
290381	1,2,3,4,5,6HEXACHLORO CYCLOHEX			49
290389	OTH HELOGEN DERIV CYCLANIC ETC		514	
290391	CHLOROBENZENE	3018	10646	2669
290399	OTH HALOGENATED DERIV H.CARBON		29870	1980
290410	BENZENE SULPHONIC ACID	9348	38560	14386
290420	NITROBENZENE (MIRBANE OIL)	34182	46845	3999
290499	OTH DERIVATIVE NITRO/NITROSO	950	30815	1401
290511	SATURAT METHANOL(METHYL ALCHL)	745012	2413175	343718
290512	SATURATED PROPYL ALCOHOL	114721	618330	205728
290513	SATUR BUTAN-I-01(N-BUTYLALVHL	17800	59994	2476
290514	OTHER SATURATED BUTANOLS	10480	91452	19827
290516	SATUR OCTANOL/ISOMERS THEREOF	486151	1725430	420762
290517	SATURATED STEARYLE ALCOHOL	6059	25704	9821
290519	ISO NONYL ALCOHOL (INA)	49943	98343	18645
290522	UNSATUR ACYCLIC TERPENE ALCOHL	2624	20327	6204
290529	OTH UNSATUR MONOHYDRIC ALCOHOL	2417	3676	546
290531	ETHYLENE GLYCOL(ETHANEDIOL)MEG	4291126	13047291	2875005
290532	PROPYLEN GLYCOL(PROPAN-1,2-DIO	112529	619833	126488
290539	OTHER, DIOLS	21071	56153	2816
290541	2-ETHYL-2(HYDROXYMETHLY-PROPAN	2840	16860	5265
290542	PENTAERYTHRITOL	38023	291426	44288
290543	MANNITOL	26950	100074	7493
290544	D-GLUCITOL (SORBITOL)	3893	16481	1233
290545	GLYCEROL	109987	301994	54955
290549	OTHER,POLUHYDRIC ALCOHOLS	4012	10289	2111
290559	OTHER HALOGENATED, SULPHONATED	247	3211	1731
290611	MENTHOL	46849	201966	84211
290612	CYCLOEXANOL,METHYL/DIMETHYL			1615
290613	STEROLS AND INOSITOLS	3708	9024	3519
290619	OTH TERPINEOLS	6344	58611	18432
290621	BENZYL ALCOHOL	5167	27667	3243
290629	CYCLIC ALCOHOLS BAS PESTICIDES	4557	15519	2338
290711	PHENOL(HYDROXYBENZENE)IT SALT	45211	205435	51063
290712	CRESOLS AND THEIR SALTS	4421	4639	
290713	OCTYLPHENOL,NONYLPHENOL/ISOMER			
290715	NAPTHOLS & THEIR SALTS	878	4529	559
290719	OTHER MONOPHENOLS	289	14068	5284
290721	RESORCINAL AND ITS SALTS	3095	11671	16
290722	HYDROQUINONE (QUINOL)ITS SALT	1256	19361	410
290723	4,4-ISOPROPYLDENEDIPHENOL/SALT	25539	30009	13910
290729	OTHER, POLYPHENOLS	18010	76372	3499
290819	OTH 4-CHLORO, 3-METHYLEPHENOL	1515	30492	2955
291511	FORMIC ACID	36553	93705	12580
291512	SODIUM FORMATE,CALCIUM FORMATE	174632	527862	40862
291513	ESTERS OF FORMIC ACID	43	767	64
291521	ACETIC ACID	430196	1585458	210499
291529	CALCIUM ACETATE	4922	28265	12583
291531	ETHYL ACETATE	11741	27131	37667
291532	VINYL ACETATE	204743	905169	124897
291533	N-BUTYL ACETATE	4	53	1821
291536	DINOSEB (ISO) ACETATE		812	
291539	BENZYL ACETATE	120261	414769	60495
291540	MONO/DI/TRICHLOROACETIC ACID-S	851	2520	683
291550	PROPIONIC ACID,ITS SALT/ESTERS	22231	84334	10941
291560	BUTYRIC ACIDS,	28215	95237	16604
291570	STEARIC ACID (CHEMICALLY PURE)	76838	202339	31297
291590	OTH SAT ACYCLIC MONOCARBOXYLIC	166554	690401	53374
291611	UNSATU ACRYLIC ACID/ITS SALTS	33832	114066	9675

Contd.

10.11 Imports by Economic Categories (Detail)

(In Thousand Rupees)

Items	October, 2018	From July, 2018	October, 2017	From July, 2017
291612 UNSATURATE ESTER ACRYLIC ACID	183889	700028	152613	566471
291613 UNSATU METHACRYLIC ACID/SALTS		13562	4327	6019
291614 UNSATU ESTER,METHARYLIC ACID	126957	511566	105248	345181
291615 UNSATURATED OLEIC ACID	2709	11966	275	6391
291619 OTH MALEIC ACID,AZDN(2-AZOBIS)	7227	73858	9153	44566
291620 CYC-LANIC,LENIC LOTEPHENI ACID	19770	59609	12727	27619
291631 BENZOIC ACID,	29403	108603	20861	66214
291632 BENZOYL PEROXIDE/BENZYL CHLRID	3201	27664	6993	15383
291634 PHENYLACETIC ACID & ITS SALTS				37
291639 IBUPROFEN	287605	690078	123686	415482
291711 OXALIC ACID	10414	64194	8793	60178
291712 ADIPIC ACID,ITS SALTS/ESTERS	53406	527292	71241	516342
291713 AZELAIC/SEBACIC ACID/SALT/ESTR	6797	22683	5885	17036
291714 MALEIC ANHYDRIDE	26921	140434	14096	90456
291719 OTH ACYCLIC POLYCARBOXYL ACID	11441	42390	11008	34016
291720 CYC-LANIC,LENIC LOTERPENC ACID		15691		11967
291732 DIOCTYL ORTHOPHTHALATES		5637	2017	2017
291733 DINONY/DIDECYL ORTHOPHTHALATES		6748		
291734 DIBUTYL ORTHOPHTHALATES	18210	82017	14028	57545
291735 PHTHALIC ANHYDRIDE	25344	329561	74709	112181
291736 PURE TERPHTHALIC ACID(PTA)	2153420	6236560	1543442	3784962
291739 ISO PHTHALIC ACID	39802	133276	48214	306563
291811 LACTIC ACID	16818	65795	10797	61796
291812 TARTARIC ACID	6878	26372	10886	37402
291813 SALT & ESTER OF TARTARIC ACID	2061	7871	2132	7846
291814 CITRIC ACID	155111	638847	149519	690080
291815 SODIUM CITRATE	21364	128633	35451	192122
291816 GLUCONIC ACID,SALTS & ESTERS	27173	276642	79714	349864
291819 OTH ESTER,SALTS OF CITRIC ACID	14844	47324	38387	83084
291821 SALICYLIC ACID	2269	8969	1227	14220
291822 ASPARIN	33235	65036	15784	36847
291823 OTH ESTER,SALICYLIC ACID/SALTS	8250	12203	3487	7962
291829 OTH CARBOXYLIC ACID+PHENOL FUN	8988	62301	13540	66305
291830 CARBOXYLIC ACID+ALDEHYDE/KETON	10246	49915	11904	34670
292990 ISOCYANIDES	12702	46189	25548	92628
293020 2-N,N-DIMETHYL AMINO-1 SODIUM	27848	87068	1571	55410
293030 THIURAM MONO-,DI-,TETRASULPHID	301	4345		7214
293040 METHIONINE	330695	1482307	249833	1290881
293090 2 N,N-DIMETHYLANINO1,3DISODIUM	166415	415347	33816	176263
293110 TETRAMETHYL LEAD&T-ETHYL LEAD	5286	20386	3444	13067
293120 TRIBUTYL TIN COMPOUNDS		676		988
293133 DIETHYL ETHYLPHOSPHONATE		1414		
293138 SALT OF METHYLPHOSPHONIC ACID	47	47		
293139 O-ALKYL(<C10,INCL.GCYCLOALKYL)	4318	16961		3664
293190 INGR.PESTI CON.PHOSPHORUS ATOM	192554	990323	266084	788335
293211 TETRAHYDROFURAN	31	2133	79	589
293214 SUCRALOSE	4484	16172	2099	2670
293219 OTH HETEROCYCLIC COMP UNFUSED	16813	72536	17605	35625
293220 4,5,6,7-TETRACHLOROPHTHALIDE	25501	209080	34604	73952
293299 2,3 DIHYDRO,2-2DIMETHYL,7BENZO	129166	556923	94844	400979
293311 PHENAZONE & ITS DERIVATIVE		135	601	3094
293319 OTH COMP UNFUSE PYRAZOLE RING	12923	68920	21763	52341
293321 HYDANTOIN AND ITS DERIVATIVES		5633	2361	7052
293329 OTH COMP UNFUSE IMIDAZOLE RING	216355	686837	90670	531388
293331 PYRIDINE AND ITS SALTS	1510	3637		6
293332 PIPERIDINE AND ITS SALTS				399
293333 ALFENTANIAL(INN)(ANILERIDINE)	9973	24801	554	5363
293339 CHLOROPHENIRAMINE & ISONIAZID	333745	1274473	187533	1012750
293341 LEVORPHANOL(INN) & ITS SALTS			2853	2853
293349 AMODIAQUINE	219489	659724	102079	531917
293352 MALONYLLUREA/IT DERIV/SALT THOF	54	54		

Contd.

10.11 Imports by Economic Categories (Detail)

(In Thousand Rupees)

Items		October, 2018	From July, 2018	October, 2017	From July, 2017
293353	ALLOBARBITAL(INN)(AMBARBITAL)		4300		131
293354	OTH DERIVATIVES OF MALONYLUREA			50	50
293359	O-DIETHYL,O,ISO PHROPYL-6 ETC	264815	1345455	219432	1127226
293361	MALAMINE	62043	256658	45020	249385
293369	PYRIMETHANINE	119387	517814	63472	277703
293371	6-HEXANELACTAM(EPSILON-CAPROL)		6294	811	2043
293372	CLOBAZAM(INN),METHPRYLON(INN)		38537		5985
293379	ISATIN (LACTAM OF ISTIC ACID)	43635	221710	15760	68633
293391	ALPRAZOLAM(INN) CAMAZEPAM(INN)	44037	111451	116	21426
293399	OTH INGREDIENTS FOR PESTICIDES	456978	1468145	270398	982506
293410	NUCLEIC ACID BASE PESTICIDES	114528	336654	32782	148175
293420	COMP BENZOTHAZOLE RING SYSTEM	41583	133963	20672	45282
293430	COMP PHENOTHIAZINE RING SYSTEM	5549	16063	7078	40868
293491	AMINOREX(INN),BORTIZOLAM(INN)		4632	1582	5889
293499	FURAZOLIDONE	790928	3526493	685194	2252578
293979	OTH DERIVATIVES OF VEGETAL	380	12230		1462
293980	VEGE ALKALOIDS BASE PESTICIDES	459	7609		8916
294190	CEPHALEXIN	927946	3171580	648062	2704582
310100	ANIMAL/VEG FERTILIZER/PRODUCTS	85095	188258	6571	12966
310210	UREA,WHET OR NOT AQUEOUS SOLUT	9884	20810	79	15003
310221	AMMONIUM SULPHATE	200942	705548	55350	668766
310229	MIX AMMONIUM SULPHATE/NITRATE	2709	4393		95973
310230	AMMONIUM NITRAT,WHET/NOT AQUES	44171	135448	29586	98519
310240	MIXT,AMMONIUM NITRAT/CALC CARB				1716
310250	SODIUM NITRATE,CRUDE	9134	59083	10419	33273
310260	MIXT,CALCIUM/AMMONIUM NITRATE			1077	2546
310290	OTH,MIN/CHEM NETROG FERTILZER		10074	698	14106
310311	SUPERPHOSPATES CONT W35%(P2O5)			13313	31505
310319	OTHER SUPERPHOSPHATES	31966	163657	55861	63754
310390	OTH,MIN/CHEM FERTILIZE PHOSPHT		5304	2541	2564
310420	POTASSIUM CHLORIDE	21404	285941	80	444472
310430	POTASSIUM SULPHATE	185672	1213917	264775	1245857
310490	OTH,MIN/CHEM FERTILIZE POTASIC	83912	400093	124904	594908
310510	MIN/CHEM FERTILIZER >10KG	1616	5874	187	2265
310520	MIN/CHEM FERTZ ELEM NIT/PHO/PT	21447	77113	13993	65107
310530	DIAMMONIUM HYDROG ORTHO-PHOSPH	10295521	47579936	9018980	30423653
310540	AMMONIUM DIHYDROGEN ORTHO-PHOS	5827	2611970	306273	320893
310551	CHEM FERTZ CON NITRAT/PHOS	5350	6491	49	49
310559	OTH MIN/CHEM FERTZ NITRAT/PHOS	308414	593269	1067	9093
310560	MIN/CHEM FERTZ ELEM PHOS/POTAS	1418	9119		1451
310590	OTH MINER/CHEMICAL FERTILIZER	12821	80609	25953	49033
320110	QUEBRACHO EXTRACT	343	29278	1249	36145
320120	WATTLE EXTRACT	34376	155847	47513	129839
320190	ACAACIA CATECHU (CUTCH)	62697	175886	39656	159582
320210	SYN ORGANIC TANNING SUBSTANCE	151097	662425	108128	686761
320290	TANNING SUBS/PREP CHROMIUM SUPH	155911	589057	79670	422225
320300	COLOUR MATTER,ACACIA CATECHU	12673	49442	8558	34824
320411	DISPERSE DYES/PREP BASE THEROF	373174	1314925	257953	955146
320412	ACID DYES PREMETALISE/PREP/DYE	154760	675460	140060	584686
320413	BASIC DYES/PREP BASE THEREON	74799	329048	66573	226742
320414	DIRECT DYES/PREP BASE THEREON	42652	173042	26261	119671
320415	VAT DYES IDIGO BLUE	654646	1996004	198339	1267771
320416	REACTIVE DYES PREP BASE THREON	1004673	3776854	788859	2848737
320417	PIGMENT PREP BASE THEREON	336355	1328220	230428	1029007
320419	DYES SULPHUR	157211	862812	118853	615173
320420	SYN ORGN PROD USE FLUORESCENT	66921	325649	54371	280421
320490	OTH,SYN ORGN COLOURING MATTER	10270	41825	3351	55297
320500	COLOUR LAKES,PREP AS SPECIFIED	25445	116897	25657	86138
320611	PIGMENT PREP TITANIUM DIOXIDE	789171	3107435	801643	3109009
320619	OTH,PIGMENT/PREP TITANIUM DIOX	12150	82366	12193	44421
320620	CHROME YELLOW	38296	102871	2036	39751

Contd.

10.11 Imports by Economic Categories (Detail)

(In Thousand Rupees)

Items	October, 2018	From July, 2018	October, 2017	From July, 2017
320641 ULTRAMARINE/PEP BASE THEREON	3472	15001	1029	18285
320642 LITHOPONE		7650	2609	13454
320649 MASTER BATCHES (COLOURED)	136872	334318	51501	272876
320650 FLOURESCENT POWDER	63	63		357
320710 OPACIFIERS	14257	107342	19196	63347
320720 VITRIFIABLE ENAMEL/GLAZE/ENGOB	13566	26149	4329	37186
320730 LIQUID LUSTER/SIMILAR PREPARAT		1152	3092	8924
320740 GLASS FRIT	345194	849126	93400	428845
320810 VARNISHES BASED ON POLYESTERS	20839	72006	15263	118762
320820 VARNISH B-ACRYLIC/VINYL POLYMR	101251	331567	74385	313012
320890 O-VARNISH BASED ON POLYAMIDES	187400	679000	123934	744906
320910 VARNISH VINYL POLYMER DISPERS	46995	88109	6892	24347
320990 LACQUERED BLUE GOLDEN /SILVER	49013	200177	31185	125695
321000 DISTEMPERS	20601	73065	16884	95096
321100 PREPARED DRIERS FOR LEATHER	14100	65601	17794	58740
321210 STAMPING FOILS	25772	130477	48076	175477
321290 ALUMINIUM PASTE AND POWDER	37004	121622	8188	82008
321310 COLOURS IN SETS	6051	22173	3296	20196
321390 OTH COLOUR ARTIST/PAINTERS		1477	498	2016
321410 GLAZIER PUTTY(MASTIC B-ON OIL	50785	173965	26007	145429
321490 SILICON SEALANT	67567	315161	63059	217125
321511 ROLLING COATING PRINT INK BLK	52713	233261	57408	250492
340290 OTH ORG SURFAC ACT,WASH/CLEAN	127123	404362	167028	750246
340311 PREPARA FOR, LEATHER INDUSTRY	15198	149769	29414	138444
340319 GREASES	284131	852832	226560	588845
340391 FAT LIQUOURS	180342	844537	135299	736414
340399 MOULD RELEASE PREPARATIONS	143982	465340	122002	431397
340420 ART/PREP WAXES,POLYETHEL GLYCL	41536	117434	25708	135596
340600 CANDLES,TAPERS AND THE LIKE	11765	33098	14861	49110
340700 DENTAL WAX/OTH PREP DENTISTRY	23002	79638	8632	50906
350110 CASEIN	11947	22183	1420	7798
350219 OTHER EGG ALBUMIN		4153	34	34
350220 MILK ALBUMIN,INCL WHEY PROTEIN	3998	55667		
350290 OTH ALBUMIN O/T EGG ALBUMIN		5		41
350300 GELATIN	17061	79827	6513	38163
350400 PEPTONEDERV,PROTEIN SUBSTANCE	1106	5631	23109	40921
350510 DEXTRINS	58139	199479	59533	218583
350520 STARCH GLUES	7975	34848	7965	36696
350610 PROD SUITABLE USE GLUE/ADHESIV	60061	127289	30038	120220
350691 SHOE ADHESIVE	285721	826357	171622	682029
350699 SEALANT METHYLE ETHYLE 60TO70%	32393	140903	15978	83132
350710 RENNEN AND CONCENTRATE THEREOF	1221	9343	918	5443
360690 OTH FERRO CERIUM/OTH PYROPHORC		4804		
370110 X-RAY FILM,PLATE IN FLAT UNEXP	73439	367934	48217	414207
370120 INSTANT PRINT FILM UNEXPOSED	954	954	1145	6805
370130 O.PL&FILM-TEX.PRINTING.EXC.255	55725	426488	54619	273990
370191 O.PL/FILM-COLOUR PHOTOGRAPHY				323
370199 OTH PHOTOGRAP/PLAT/FILM/UNEXPS		130	30	56
370210 PHOT-FILM ROLL UNEXPOSE,X-RAY		230	385	385
370239 OTH PHOT FILM ROLL ST/UNEXPOSE	1670	9531	2889	7903
370241 PHOT FILM W>610MM,L>200M,COLOR		2221	837	837
370243 PHOT FILM W>610MM,L<200M		1497	170	1812
370244 PHOT FILMW>105MM BUT<610MM		101243	28616	129728
370296 PHOT FILM ROLL W<35MM,L<30M		30		
370310 PHOT PAPER/BOARD/TEXT W>610MM			228	228
370320 PHOT PAPER/BOARD/TEXT UNEX/COL	3793	12235	270	37602
370390 OTH PHOT PAPER/BOARD TEXT UNEX	4155	33255	10144	23492
370400 PHOT PLAT/FILM PAPER/BOARD EXP		23		260
370500 PHOTO PLATES FILMS EXP/DEV			92	92
370690 OTH CINEMA FILM EXPOSE DEVELOP	696	3024	680	2042
370710 SENSITISING EMULSIONS	8215	20916	5391	35800

Contd.

10.11 Imports by Economic Categories (Detail)

(In Thousand Rupees)

Items	October, 2018	From July, 2018	October, 2017	From July, 2017
370790 OTH CHEM PREP,PHOTOGRAPHIC USE	29299	110093	27252	109849
380110 ARTIFICIAL GRAPHITE	5874	14408	2891	13666
380120 COLOIDAL/SEMI COLOIDL GRAPHITE	5738	6591		5953
380130 CARBONEOUS PASTE ELECTRODE	3628	5868	1688	3174
380190 OTH,PREP GRAPHITE O/T CARBON	32	1756	60	13518
380210 ACTIVATED CARBON	40324	118978	12026	61854
380290 OTH ACT CARBON/NAT MINER PROD	16171	53364	21590	63044
380300 TALL OIL WHETHER/NOT REFINED	3101	5729		
380400 RESIDUAL LYE FROM WOOD PULP NS	22940	73145	17674	53671
380510 GUM,WOOD,SULPHAT TURPENTIN OIL		1994		
380590 OTH TERPENIC OIL CONIFER WOOD	29005	58942	12036	48328
380610 GUM ROSIN	88728	280130	65920	206719
380620 SALT OF ROSIN/RESIN ACIDS DERV		38083		28534
380630 ESTERS GUMS	16173	30148	6484	30933
380690 OTH,ROSIN,SPIRIT,OIL,RUN GUMS	10536	26846	7452	20150
380852 DDT<300G REG AGR PESTI ORD71	416	416		
380869 PROD REG UNDER AGR PESTI ORD71		121		
380891 MOSQUITO COIL, MATE&THE LIKE	441001	3483420	443083	2189505
380892 FUNGICIDES REG.UNDER A. P.O-71	415623	1592705	209896	956170
380893 HERBICIDES R.UNDER A.P.O-71	1356618	2317079	861426	2597259
380894 DISINFECTANTS	43560	178437	21991	151922
380899 PLANT-GROWTH REGULATORS R.O-71	45499	131289	8014	110837
380910 FINISHING AGENT AMYLACOUS SUBS	197	341		5507
380991 PRINTING GUM STARCH TEX-PRIN	334466	1283320	257535	1177046
380992 OTH FINISHING AGENT DYE CARIER	39322	170828	41216	131925
380993 OTH FINISHING AGENT DYE CARIER	87260	344630	75093	341767
381010 PICKLING PREP METAL SURFACE	44127	220510	44604	160046
381090 PREP. COAT WELD ELECTRODE/CORE	73827	262586	59005	210781
381111 ANTI-KNOCK PREP OF LEAD COMP				147
381119 OTHER,ANTI-KNOCK PREPARATIONS	4660	16090	18229	41920
381121 ADD LUBRICATE,PET OIL BIT MINE	1428487	3134724	478903	2007007
381129 OTH ADDITIVE LUBRICATING OIL	56806	339888	106712	269394
381190 OTH PREP ADDITIVE FOR LIQU USE	80565	503655	62529	509801
381210 PREPARED RUBBER ACCELERATORS	26036	108960	28790	98197
381220 COMPOUND PLASTICIZER RUB PL	3650	11379	3505	11276
381231 MIX OF OLIGOMERS TRIMETHYL		4625		13583
381239 OTH OXIDISIN/COMP FOR RUB/PLAS	151015	574654	153847	486480
381300 PREP/CHARG FIRE-EXTINGUISHERS	7881	33687	2275	16900
381400 ORGAN COMP SOLVENT/THINNER NES	56871	177575	45842	181609
381511 SUPORTED CATALYST WITH NI/COMP	4389	49018	37093	91724
381512 SUPORTED CATALYST WITH PR/METL	11928	12570	557	1104
381519 ANTIMONY TRIACETATE	22697	297245	37054	678334
381600 REFRACTORY CEMENT,MORTARS,CONS	122134	387357	78645	386681
381700 MIXE ALKYL-BENZEN&MIX AL-NAPHT	1057691	3800359	794499	3274144
381800 CHEM ELEMENT/COMP DOP-ELECTRON				65
381900 HYDRAULIC BRAKE FLUIDS	5414	64762	14585	71110
382000 ANTI-FREEZING PREP/DEICE FLUID	37189	130618	29572	116695
382100 PREP CULTURE MEDIA MICRO-ORGAN	33692	79301	14001	49214
382200 DIAGNOSTIC/LAB REAGENTS/PR-DIA	1185191	4293055	1001634	3538456
382311 STEARIC ACID	28440	122879	34615	130986
382312 OLEIC (OLIVE) ACID	9489	16875	3708	19507
382313 TALL OIL FATTY ACIDS		4662	746	2568
382319 PALM FATTY ACID DISTILLATE	419207	1457901	338089	1211549
382370 INDUSTRIAL FATTY ALCOHOLS	37965	137361	15739	130191
382410 PREP BINDER FOUNDRY MOUL CORES	20452	87501	15852	84990
382430 NON-AGGLOMERATED METAL CARBIDE		1131	930	961
382440 PREPARED ADDITIVES FOR CEMENT	85016	249203	41447	351851
382450 NON-REFRACTORY MORTAR CONCRETE	9163	16730	5146	28152
382460 SORBITOL O/TH SUB-H-NO.2905.44	113186	281023	41788	220424
382475 MIX CON CARBON TETRACHLORIDE		673		51
382478 CON (PFCs)/(HFCs)BUT NOT(CFCs)	12134	115944	22263	98129

Contd.

10.11 Imports by Economic Categories (Detail)

(In Thousand Rupees)

Items	October, 2018	From July, 2018	October, 2017	From July, 2017	
382479	OTH MIX CON HALOGE DER OF METH	4967	73209	5938	25374
382481	MIX CON OXIRANE(ETHYLE OXIDE)				1203
382484	CONT ALDRIN,CAMPHECHLOR TOXAPH		1173	2805	8729
382491	MIX OF 5ETHYL-2METHL-2OXID-BIS	23320	84643	11410	72175
382499	GUM BASE USED FOR CHEWING GUM	1606331	5798023	1153666	4732891
382549	OTH WASTE ORGANIC SOLVANTS	19	37		
382600	BIODIESE&MIXTURE 70%WT-PET-OIL		138		155
390110	POLYETHYLENE SP GRAVITY<0.94	3563308	14061251	3507074	13022179
390120	POLYETHYLENE SP.GRAVITY>0.94	2621605	11588629	3586858	12968498
390130	ETHYLENE-VINYL ACETATE COPLMER	98885	449259	203845	570197
390140	ETHYLENE-ALPHA-OLEFIN G.<0.94	41268	203096		3034
390190	OTH POLYMER OF ETHYLENE P.FORM	388440	1594534	364199	1301501
390210	POLYPROPYLENE	6907215	21326334	5089907	17725156
390220	POLYISOBUTYLENE	49535	80389	507	15224
390230	PROPYLENE COPOLYMERS	1318267	5790722	1455013	5874478
390290	OTHER OLEFINS IN PRIMARY FORMS	41998	167272	28206	135768
390311	POLYSTYRENE EXPANSIBLE	18928	98585	4557	37678
390319	GENERAL PURPOSE POLYSTYRENE	41384	193944	29365	147537
390320	STYRENE-ACRYLONITRILE COPOLYMR	33817	163944	31565	119435
390330	ACRYLONITRILE-BUTADINE-STYRENE	452979	2043999	362402	1395875
390390	OTH POLYMERS OF STYRENE	20234	72500	8108	65803
390410	POLYVIM-CHLORIE EMULSION GRADE	779078	3447333	534542	2022892
390421	OTH POLYVINYL CHLORIDE,NON-PLA	8771	18229	10230	38873
390422	OTH POLYVINYL CHLORIDE PLASTIC	35925	128460	21742	131614
390430	VINYL CHLORIDE VINYL ACETATE	11662	25171	2432	13654
390440	OTH VINYL CHLORIDE COPOLYMERS	17746	63262	8264	23794
390450	VINYLDENE CHLORIDE POLYMERS		1039		
390461	POLYTETRALUOROETHYLENE	25	1313		418
390469	OTHER, FLUORO-POLYMERS	886	14170	1023	4359
390490	OTH POLYMERS OF VINYL CHLORIDE	123	2130	371	3424
390512	POLYVINYL ACETATE AQUE DISPERS	11100	23137	2844	15442
390519	OTH POLYVINYL ACETATE (PVA)	9146	14385	6157	24051
390521	VINYL ACETATE COPOLYMERS AQUEO	37589	169235	40407	183562
390529	OTH VINYL ACETATE COPOLYMERS	10852	43569	15241	80701
390530	POLYVINYL ALCOHOL W/N CON UNHY	129471	918443	106552	740036
390591	COPOLYMERS	1082	15191	3905	11858
390599	ETHERS POLYVINYL	44913	203891	45729	133241
390610	POLYMETHYL METHACRYLATE	41752	128313	21246	99490
390690	CYANOACRYLATE ADHESIVE RETAIL	751850	2619188	479647	1960933
390710	POLYACETALS	21180	129214	22147	210263
390720	OTHER POLYETHERS	852019	3277080	795007	2811262
390730	EPOXIDE RESINS	136472	500682	103211	371418
390740	POLYCARBONATES	158539	886378	198505	572255
390750	ALKYD RESINS	50204	174590	13007	46422
390761	POLYYARN &FILM GRD V>78ML/G	290487	935233	32133	509533
390769	OTH YARN AND FILM GRADES	43398	340016	761	34894
390770	POLY(LACTIC ACID)	19550	41536	3359	14049
390791	OTHER POLYESTERS, UNSATURATED	5765	26133	3496	11912
390799	OTH POLYSTERS IN PRIMARY FORMS	109587	293452	118999	431622
390810	POLYAMIDE-6,-11,-12,-6,6,-6,10	35520	125499	27222	133257
390890	OTH POLYAMIDE IN PRIMAR FORM	31474	124312	41106	106211
390910	UREA FORMALDEHYDE MOULDING COM	4252	70939	3034	13067
390920	MALAMINE RESINS	23496	80403	34477	117198
390931	POLY(METHYL PHENYL ISOCYANATE)	380819	1653240	149674	1251266
390939	OTHER AMINO-RESINS	2243	95409	126	40071
390940	PHENOLIC RESINS	30608	190418	33908	129984
390950	POLYURETHANES	747673	3702043	444155	1524691
391000	SILICONES IN PRIMARY FORMS.	557276	2261546	463135	1966450
391110	PETROLEUM RESINS	12945	139237	37524	101779
391190	OTH,POLYSULPHIDE,SULPHONE/PLAS	27444	96612	20290	86087
391211	CELLULOSE ACETATES,NON-PLASTI				2

Contd.

10.11 Imports by Economic Categories (Detail)

(In Thousand Rupees)

Items	October, 2018	From July, 2018	October, 2017	From July, 2017
391212 CELLULOSE ACETATES,PLASTICISED	3469	9055	637	1231
391220 CELLULOSE NITRATES,NON PLASTI	104265	301268	95085	290746
391231 CARBOXYMETHYL CELLULOSE & SALT	118837	486115	118473	524546
391239 OTHER CELLULOSE ETHERS	233411	764204	191909	728552
391290 OTH CELLULOSE & CHEM DERIVATIV	38558	182669	24135	189355
391310 ALGINIC ACID,ITS SALTS & ESTER	120195	658359	117790	678892
391390 PROTEIN HARDENED	56498	188892	23635	177870
391400 ION-EXCHANGERS OF CONDENSATION	25398	151411	26488	205680
391510 WASTE,ETC OF ETHLY/POLYM/PLAST	8822	36893		20636
391530 WASTEETC OF VINYL-CHLORIDE/PL	117683	486519	103685	324023
391590 WASTE,ETC PLASTIC/PARING	111366	299544	121470	387899
391610 MONOFILAMENT D>1MM RD/ST/PROFI	139	9221	2530	9851
391620 MONOFILAMENT D>1MM-PL PO VICHL	19110	74450	17949	69060
391690 OTH MONOFIL D>1MM PLASTIC-TOH	19395	125495	14203	59205
391710 ARTIFI GUTS OF HARDEN PROTEIN		1579		
391721 TUBE,PIPE HOSES,RIGID,OF POLYM	29224	250072	15886	75159
391722 TUBE,PIPE HOSES,POLYMER OF PRO	1185	23748	13795	62270
391723 HEAT SHRINKABLE SLEEVES/TUBES	32808	94522	18744	80921
391729 TUBE,PIPE HOSE,RIGID,OTH PLAST	20865	28528	4799	39517
391731 FLEXIBLE TUBE,PIPE B-PRE27.6MP	13566	50194	13986	48900
391732 OTH,TUBE,PIPE HOSE W/OUT FITNG	2942	35491	1421	6012
391733 OTH TUBE,PIPE NOT REINFORCED	9827	22953	1284	10631
391739 O-HEAT SHRINKABLE SIEEVES/TUBE	29244	411290	73724	359605
391890 FLOOR COVERING OF OTH PLASTICS	143	13144	7868	24923
391910 INSULATING TAPE DOUBLE SIDE	153673	685835	174821	626191
391990 ORIENTED POLYPROPYLENE P-TAPE	407215	1661842	337142	1498907
392010 OTH PLATES,ETC PLASNON-CELULAR	183787	815201	147648	574682
392020 BIAXIAY ORIENT(BOPP)FILM PLAIN	286004	587677	140656	481857
392030 OTH PLATE,SHEET,ETC OF PLASTIC	44642	127842	17584	213995
392043 OTH PLATE,MAT OF VINYL CHLORID	76657	409477	79394	343172
392049 POLYVINYL CHLORIDE RIGID FILM	179151	630318	125382	427892
392051 OTH PLATE,ETC ACRYLIC POLYMERS	12460	36372	9929	34854
392059 OTH PLAT,ETC OTH ACRYLPOLYEER	4282	30206	8724	39595
392061 POLY CARBONATE IN PLATE, ETC	2161	14457	3629	13605
392062 OTH PLATE ETC POLY(ETH TEREPH)	21222	138713	38281	80577
392063 POLYS FILM OF UNSAT-POLYSTERS	13644	41979	8502	47348
392069 OTH PLATES ETC OF OTH POLYESTR	2567	20692	11040	41391
392071 OTH PLAT ETC PLAS OF REG CELUL		2383		4380
392073 OTH PLATETC PLASTIC NON CELLU	563	695		
392079 OTH PLAT ETC-PLAS OF CEL DERIV				1135
392091 OTH PLATETC PLAS OF PO BUTRAL	7712	14493	4630	19615
392092 OTH PLAT ETC-PLAS OF POLYAMIDE		14209	290	12276
392094 OTH PLAT ETC-PLAS OF PHENORES		2424	449	1185
392099 OTH PLAT ETC-PLAS OF OTH PLAST	77555	218468	89814	316190
392111 PLATES ETC OF PLAS POLY/STYREN	21	570	1024	22704
392112 PLAT ETC PLASTIC CEL P-VIN-CHL	69850	318314	41265	201405
392113 PLAT ETC PLA CEL OF POLUURETHA	19897	159658	25686	93955
392114 PLAT ETC PLA CEL OF REGERATED	3467	14052		18094
392119 FLAT SHET ETC PLA CEL OTH PLAS	24927	132775	36276	139711
392690 SYNTHETIC FLOTS FOR FISHNG NET	572586	2056074	429060	1981785
400110 NATURAL RUBBER LATEX	212889	944374	239222	1078290
400121 SMOKED SHEETS	69640	314742	126778	434488
400122 TECH SPECIFIED NATURAL RUBBER	396772	1586775	216194	1335551
400129 OTHER NATURAL RUBBER	49164	103689	20766	75695
400211 STYRENE-BUTADIENE RUBBER LATEX	173698	694823	135298	537871
400219 STYREN BUTADIEN RUBER CARBXyla	377439	1350183	249781	1270290
400220 BUTADIENE RUBBER (BR)	4795	59085	23788	90875
400231 ISOBUTENE-ISOPRENE RUBBER(IIR)	247267	920094	97254	661728
400239 OTH,HALO-ISOBUTENE-ISOPRENE RU	105	302	10241	51207
400241 CHLOROPRENE RUBBER LATEX (CR),		406		438
400249 CHLOROPRENE RUBBER O/THAN LATX	91878	306024	42873	191989

Contd.

10.11 Imports by Economic Categories (Detail)

(In Thousand Rupees)

Items	October, 2018	From July, 2018	October, 2017	From July, 2017
400251 ACRYL BUTADIENE RUBBER LATEX		4047		13
400259 ACRYL BUTAD RUBBER O/THAN LATEX	82877	258387	13183	123509
400270 ETHYL PROPLENE-NON-CONJUGATED	28043	88954	7060	62253
400291 OTH SYNTHETIC RUBBER FACTICE		309		441
400299 OTH SYN RUBBER FACTICE D/F OIL	31913	61036	29869	94006
400300 RECLAIMED RUBBER PRIMARY FORM	44213	180033	32501	133489
400400 BAGOMATIC BLADDER SCRAPE	45450	282340	53847	288603
400510 PLATES OF UNVULCANISED RUBBER	90516	234016	45509	119054
400520 SOLUTION/DISPERS O/T H-4005.10	102	1361	252	252
400591 PLATE,SHEET STRIP UN-VUL RUBER	6566	9795		4320
400599 OTHER COMPOUNDED RUBBER	55227	115603	14923	42148
400690 OTH FORM&ARTIC UNVULCAN RUBBER	2490	23118	60	8066
400700 SINGLE CORD VALCANISED RUBBER	41056	121736	25826	119160
400811 WEA STRIP DOOR VH--87 CE-RUBER	14582	30298	4149	27225
400819 W-STRIP CAR DOOR-H8703 CEL-RUB	2236	4031	2897	11630
400821 W-STRIP DOOR-H8703 NON-CEL-RUB	63375	155322	13098	99890
400829 O-SH.STRIP,H-87032113,DOOR/LUG	7183	30407	1885	35490
400911 HOSES VEH SUB-H 8701,2,4 V-RUB	39777	178416	47354	194368
400912 TUBE,PIPE OF RUBER WITH FITING	1327	12268	1990	7623
400921 HOSES VEH S-H 8701,2,4 M+-RUBB	6385	19259	4952	18359
400922 TUBE,PIPE OF RUB WITH METL.FIT	1532	14909	2967	11563
400931 HOSES VEH S-H 8701,2,4 TEX+RUB	14252	37048	6164	33137
400932 TUBE,PIPE RUB W/TEX.METL.FIT	366	1799	892	4542
400941 HOSES VEH SH 8701,2,4.RUBB+O/M	6398	29413	7277	24065
401700 HARD RUBER IN ALL FORMS/ARTICL	1862	9917	2144	39709
410120 W.HID&SKIN BOV.WT8-10KG.UN.SPL	454	3079		
410150 HIDES BUFFALO WT>16 KG	28109	86955	17527	106787
410190 OTH HIDES INCL BUTT,BEND&BELIE	1671	1671		
410210 LAMB SKIN WITH WOOL,RAW FR/DR	105223	520978	120328	628501
410221 LAMB SKI W-OUT WOL PICKLED RAW	113262	454811	134098	453571
410229 OTH RAW SK SHEP/LAM W/OUT WOOL	9043	23220	64	17355
410390 OTH GOAT SKINS, RAW	48042	162836	19075	125201
410411 HIDE/SKIN FULL GRAIN UNSPLIT		4142		7285
410419 OTH HIDE,SKIN WET STATE	13013	71972	4589	17905
410441 HIDE,SKIN FULL GRAIN DRY STATE		3597		
410449 OTHER HIDES DRY STATE(CRUST)		7597		1966
410510 WET BLUE LAMB,SHEEP SKIN	69730	282743	39845	204227
410530 SHEEP/LAMB SKIN NO WOOL CRUST		681		
410621 GOAT/KID SKIN WET BLUE	27206	137336	14517	127302
410622 GOAT/KID SKIN CRUST		59422	772	2725
410692 OTH SKINS DRY STATE CRUST		11921		
410711 WHOLE HIDE SKIN FULL GRAIN BOV	46	46		
410712 WHOLE HIDE/SKIN GRAIN SPLIT BV	1627	2700	8154	14693
410719 OTH WHOLE HIDE/SKIN BOV ANIMAL	125139	354341	103125	378508
410792 OTH HIDE INCL SIDE GRAIN SPLIT	7989	68695	522	16075
410799 OTH LEATHER FURTHER PREPARED	3044	64154	6336	49813
411200 PREPARED LEATHER SHEEP/LAMB	1259	31215	5014	31841
411310 LEATHER PREP.AFTER TANN GOAT	1313	3504	3756	30724
411390 OTH LEA FURTHER PREP.AFTR TANE	1674	9949	541	9786
411410 CHOMIS LEATHER	16	440		
411420 PATENT LAMINATED METALIS LEATH	34	83		2659
411510 COMP. LEATHER WITH BASIS LEATH	573	3800	1350	21401
411520 PARINGS, OTH WASTE OF LEATHER		891	2043	9420
420600 ARTI OF GUT OF BLADER/ TENDONS	14	14		
430130 FURSKINS OF LAMB,WHOLE		5		
430180 OTH FURSKINS, WHOLE				176
430219 LEA SHEARLING-FINISH LEA W-WOL	961	16670	3392	42213
440121 WOOD IN CHIPS OR PARTICLES CON		8		
440122 WOOD IN CHIPS OR PART NON-CON	166	6784		529
440311 CONFWOOD TRET WIT PAINT,STAIN	31463	231139	13119	52602
440312 NON CONF.WOOD WIT PAINT,STAIN				2294

Contd.

10.11 Imports by Economic Categories (Detail)

(In Thousand Rupees)

Items	October, 2018	From July, 2018	October, 2017	From July, 2017
440321 WOOD OF PINE CROS-SEC> 15CM	8256	35563	18010	41894
440322 WOOD OF PINE OTH CROS-SEC	3570	17975	1009	10881
440324 WOOD OF FIR OTH CROS-SEC			5402	9392
440326 OTH CONIFEROUS WOOD	10282	44194	6446	30721
440349 SAWLOGS & VENEER LOGS NON-CONF	25052	131186	28420	104668
440391 OTH WOOD OAK LOGS NON-CONFIFER	3341	9122		
440394 WOOD OF BEECH OTH CROSSEC		1309	40	2247
440399 WOOD OF OTHER NON-CONF SPECIES	254725	1115435	308653	1163235
440410 CONIFEROUS HOOPWOOD,POLE,PILE	13978	42707	17748	32541
440420 NON-CONIF HOOPWOOD,POLE,PILE				49
440799 OTH WOOD NON-CONF.SPECIES	203828	981975	164001	594144
440810 CONIFEROUS SHEET FOR VENEERING	11759	41030	7173	40647
440839 OTH VENEER SHEET/TROPICAL WOOD	4697	11576	9084	14034
440929 OTHER NON-CONIFEROUS WOOD		1122	89	4018
441011 PARTICLE BOARD OF WOOD	13377	48931	9391	47033
441012 ORENTED STRAND BOARB UN-WORKED	866	3283		1983
441019 OTH P-BOARD OF LIGNEOUS MATERI				80
441090 OTH P-BOARD NOT AGGLOM W-RESIN	1361	7287	442	7105
441112 (MDF)THICKNESS NOT EXCEEDI 5MM	48852	119178	38065	137204
441113 (MDF)THICKNESS 5MM TO 9MM	8475	36999	12907	40260
441114 (MDF)THICKNESS EXCEEDING - 9MM	139299	591417	175856	663722
441192 OTH (MDF)DENSITY EXC 0.8 g/cm3		6574	1949	17315
441193 MDF-NOT MECH-WORKED-.5-.8G/cm2	221843	871681	122324	634633
441194 OTH (MDF)DENSITY NOT> 0.5g/cm3	990	5703	1163	5607
441210 P-WOOD,VENEER PANELS OF BAMBOO	7	762		21920
441231 OT P-W OUTER PLY TROPICAL-WOOD	1444	2850	1796	8727
441233 OT P-W OUTER PLY NON-CONIFE-WD	4202	35174	16530	48090
441234 N.CONF WOOD WIT ONE OUTER PLY	26769	132240	29591	119580
441239 OTH PW CONSIST OF WD SHEET-6MM	1562	12345	13178	126338
441294 OTH BLOCKBOARD,LAMINATED&BATEN		763		2099
441299 OTH PW CONSIST OF WOOD SHEET	1511	10828	540	40154
441400 WOODEN FRAMES FOR PAINTINGS	1335	4768	867	3161
441510 CASES,BOXES,CRATES,SIM/PACKING	3436	6678	487	3019
441520 BOX PALLETS& OTHER LOAD BOARD	49	3025		970
442191 OTH ARTICLES OF BAMBOO	289	360	53	53
442199 BOBBINS	26891	137120	26356	99081
450110 NATURAL CORK,RAW/SIMPLY PREPAR	3552	4073	1008	1030
450190 WASTE CORK,CRUSHED,GRANULATED	923	1373	755	2961
450200 NATURAL CORK,BLOCK,PLATE,SHEER				61
450310 CORKS AND STOPPERS		53		
450390 OTHER ARTICLE OF NATURAL CORK		7		
450410 IMPREGNATED CORK SHEET	218	20309	2027	13165
460290 OTH BASKET WORK VEGE MATERIAL	1199	3171	206	4180
470100 MECHANICAL WOOD PULP	65454	441665	90990	272687
470311 CHEM WOODPULP UNBLECHED CONIFE	36427	637313	20580	277015
470319 CHEM WOODPULP UNBLE NON CONIFE			23999	30075
470321 CHEM WOODPULPSEMIBLEACH/BLEACH	1125284	4197842	379443	2272902
470329 OTH CHEMWOODPULP BLE/SEMI-BLEH	489480	2721764	347928	1466962
470429 CHE W-PULP,S-BLE/BLE NON-CONIF	45474	167047	110714	190079
470500 SEMI-CHEMICAL WOOD PULP	92472	720121	18517	452398
470620 PULP OF FIBRES DERI FROM W-SCR			571	2541
470710 UN-BLCH KRAFT PAPER IN BUNDLES	26173	74379	1137	1817
470720 OTH PAPER OF CHEM-PULP-BUNDLES		998		206
470730 PAPER/BOARD IN PRESSED BUNDLES	2698	8280		
470790 UNSORTED WASTE PRESED BUNDLES	252629	1377390	157391	916529
480100 NEWSPRINT,IN ROLLS OR SHEETS	534830	2428085	410374	2044829
480210 HAND-MADE PAPER & PAPERBOARD	378	454		509
480220 PAPER/P-BOARD PHOTO-SENSITIVE	16	85		89
480240 WALL PAPER BASE		38	43	230
480254 OTH PAPER & PAPERBOARD<40G/SQM	4206	25628	5948	26053
480255 PRINT PAPER,UNCOATED IN ROLL	251260	932072	181749	877171

Contd.

10.11 Imports by Economic Categories (Detail)

(In Thousand Rupees)

Items	October, 2018	From July, 2018	October, 2017	From July, 2017
480256 OTH PAPER&PAPERBOARD IN SHEETS	6976	30613	8865	25392
480257 OTH PAPER WT 40-150 G/M2	20957	323507	17447	59261
480258 ART PAPER,UNCOATED WT>150G/M2	58943	187751	73728	263547
480261 OTH PAPER&PAPERBOARD IN ROLLS	1628	3183		79
480262 OTH PAPER&PAPER BOARD IN SHEET	532941	1598543	210094	1195092
480269 OTH U-C CARBONISING BASE PAPER	168654	583925	14609	228817
480300 TOILET FACIAC TISSUE/TOWEL ETC	31722	162794	21165	111139
480411 KRAFTINER UN COATED UN-BLEACH	74237	208367	114713	735238
480419 OTH KRAFTLINER UNCOAT ROL/SHET	125377	223021	29711	264304
480421 SACK KRAFT PAPER,UNBLEACHED	1233103	4003308	611320	2340685
480429 OTH SACK KRAFT PAP UN-COT RISH	23475	76144	45	4784
480431 OTH KRAFT P1BORD WT150G/SQMUNB	22023	114608	68790	299142
480439 OTH UNC K-P/BORD WT150G/SQMUB	48188	174189	8547	20525
480442 OTH KRAFT 150-225G BLECH		2355		1810
480449 OTH KRAFT PAPER IN ROCC/SEETS				489
480451 OTH KRAFT PAPER 225G ON BLEACH		2812	1598	8184
480459 OTH KRAFT PAPER IN ROLL 225G	19401	60092	968	32833
480511 SEMI-CHEMICAL FLOUTING PAPER	64905	104971		2866
480519 OTHER FLUTING PAPER	776	776		20376
480524 TESTLINER BD WT150G/M2 OR LESS	875	18783		13710
480525 TESTLINER BOARD WT>150 G/M2	52558	100802	18356	71192
480530 WRAPPING PAPER,UNCOAT	9880	73650	12197	62413
480540 FILTER PAPER/PAPERBOARD,UNCOAT	5656	17917	2297	11860
480591 P/BOARD W150g DI-ELE St.5KV/MM	67217	260955	49707	164038
480592 P/BOARD W225g DI-ELE St.5KV/MM	42018	81555	51824	114392
480593 P/B W225g OR> DI-ELE St.5KV/MM	12554	158184	17424	112009
480610 VEGETABLE PARCHMENT PAPER	65	3846		6111
480620 GREASEPROOF PAPERS	379	5176	2460	4612
480630 TRACING PAPERS	2320	6168		
480640 PAPER, GLASSINE	12911	62790	6089	39844
480700 COMPOSITE P/BOARD STICKING FLA		5376	671	9302
480840 SACK KRAFT PAPER CREPED/EMBOSD	375	2964	683	3477
480890 OTH PAPER,CREPED/EMBOSSD/PERF	634	6824	2456	13321
480920 SELF COPY PAPER	123309	443929	50104	341053
480990 OTH COPYING / TRANSFER PAPERS	12657	69985	9518	52240
481013 ART PAPER COATED IN ROLLS	495668	1650993	246571	919056
481014 P&P/B IN SHEET 1-SIDE<435/297M		2416		3359
481019 OTHER WRITING PAPER	44576	265598	96350	313452
481022 LIGHT WEIGHT COATED PAPER		196		
481029 OTH LIGHT WEIGHT COATED PAPER	234970	803674	305728	1145690
481031 KRAFT PAPER&BOARD WT 150G/M2	61	546		13007
481032 KRAFT PAPER&P/BOARD WT>150G/M2		111550		21450
481039 OTH KRAFT PAPER&P/BOARD BLEACH		4258	7	8868
481092 OTH PAPER&P/BOARD MULTI-PLY	1335095	4096187	981032	4009208
481099 OTH PAPER&P/BOARD COATED	32413	163176	37706	168510
481110 P&P/BOARD,TARRED,BITUMINISED	101	602		14
481141 GUMMED ADHESIVE PAPER & BOARD	185864	937354	139585	633469
481149 OTH GUMMED/ADHESIVE P&P/BOARD	40627	115001	17111	31748
481151 PAPER&PAPER BOARD PLASTIC COAT		1006	27144	27572
481159 THERMAL FAX PAPER	467922	2273321	313065	1891322
481160 WAX PAPER	79033	286475	51188	271128
481190 OTH P&P/B CELLULOSE WADDING	166977	578156	161816	629709
481320 CIGRETTE PAPER IN ROLL WTH SCM	77685	229944	64134	297843
481390 OTH CIGARET PAPER,BOOKLET/TUBE	63830	271632	24675	218192
481420 WALL PAPER COVERD WITH GRANITE	43989	152419	39804	164640
491199 OTHER, PRINTED MATTER	183203	291238	33013	106761
500100 SILK-WORM COCOONS FOR REELING		74	767	775
500200 RAW SILK (NOT THROWN)	15393	98752	36703	135405
500400 SILK YARN,NOT RETAIL SALE	12937	100287	43683	153704
500500 YARN SPUN FROM SILK,WASTE NRS	36627	116570	33195	195258
500790 OTHER SILK FABRICS	6535	243923	66579	490708

Contd.

10.11 Imports by Economic Categories (Detail)

(In Thousand Rupees)

Items	October, 2018	From July, 2018	October, 2017	From July, 2017
510111 SHON WOOL GREASY	2119	9668	815	7225
510119 OTHER GREASY FLEECE WSHED WOOL	2529	27712	28844	64315
510129 OTHER DEGREASED WOOL NOT CORBO	7117	21222	3324	3324
510130 CARBONISED WOOL		17000	13040	58686
510219 OTH FINE ANIMAL HAIR KASHMIR				36
510510 CARDED WOOL				1848
510529 OTHER WOOLTOPS&COMBED WOOL	15999	42897	6599	39142
510539 OTH F-ANIMAL HAIR,CARD/COMBED				2
510610 YARN OF CARDED WOOL 85% WT WOL	44796	152065	20799	155122
510620 YARN OF CARDED WOOL<85% W WOL		30794		11321
510710 YARN OF COMBED WOOL-WOOL=>85%	4596	9707	2305	5166
510720 YARN OF COMBED WOOL-WEIGHT<85%	312	6311	195	576
511300 WOV. FAB. COARSE ANIMAL HAIR.				418
520100 LENTH NOT EXCEEDING 20.5MM	1586311	9688942	1850110	5539830
520210 YARN WASTE(INCL.THREAD WASTE)	20630	48527	3339	37427
520291 GARNETTED STOCK	12293	47921	17358	63961
520299 OTHER COTTON WASTE	7795	34274	15793	80553
520300 COTTON, CARDED OR COMBED.		134	33	87
520411 COTTON SEWING THREAD 85%/MORE	1001	3371	804	3784
520419 OTH COTTON SEWING THREAD 85%>	545	4657	655	7222
520420 COTTON THREAD FOR SEWING		42		99
520511 SIN.COT.YAR.U.COM.FIB.D-714.29	39147	150386	4653	15373
520512 S-COT.YARN UCF.D-232.56-714.29	233451	704682	114948	494703
520513 S-COT.YARN UCF.D-192.31-232.56	349844	1003839	147826	605402
520514 S-C. YARN UCF D-125.00-193.31.	165431	264341	9220	87738
520522 S/C YARN LF.DX.232.56-714.29		21428	50906	105699
520523 S/C.YARN LF.DX.192.31-232.56	10994	21830		16899
520524 S/C YARN COM.FIB.125-192.31-DX	449598	1889940	469195	1315925
520526 S/C YARN LF. DX. 106.30-125.		19971	30267	56031
520527 S/C YARN COM.FIB.106-36-125-DX	143182	481276	198784	870908
520528 S/C YARN COMBED FIB.< 83.33-DX	278348	755614	272380	736268
520531 MUL/CAB.C/Y.ULF.>714.29DECITEX				11114
520532 MUL/CAB C/Y ULF.232.56-714.29D		10		3841
520533 MUL/CAB.C/Y ULF.192.31-232.56D		1475		
520542 MUL/CAB.C/Y CF.232.56-714.29DX	4954	12116	14605	30636
520543 MUL/CAB.C/Y CF.129.31-232.56DX	2589	6010	2425	4702
520544 MUL/CAB.C/Y C.FIB-125-192.31DX		4890		61505
520547 MUL/CAB C.Y CF.83.33-106-38 DX		4066		
520548 MUL/CAB.C/Y COM.FIB.< 83.33.DX	4246	4246	856	1288
520611 S/C YARN UN COM. FIB>714.29 DX		9279	18838	25414
520612 S/C YARN UN.COM. FIB.<71429.DX	19888	83615	137	9576
520613 S/C.YARN UN.COM.FIB.<832.56DX.	30022	30022		
520622 S/C YARN COMBED FIB.<714.29DX		15265	66	66
520623 S/C YARN COMBED FIB.<232.56DX		7295		
520624 S/C YARN COMBED FIB< 192.31DX		14		
520631 MUL/CAB C/Y UNF >14.29 DX		1711		
520710 C/Y CON>85 % WT OF COT PER-SAL		22		2782
521225 OTH W-FAB COT PRINTED>200G/SQM	203	242	24	840
530129 OTH, FLAX,HACKLED NOT SPUN		36662	23814	39729
530310 JUTE, CUTTING	151196	1634789	432367	1255546
530390 OTH, WASTE OF JUTE&TEXTILE FIB		179		
530500 SISAL&OTH TEX-FIBRES,GENUS,RAW	20144	65500	19424	61614
530610 SINGLE FLAX YARN	13891	19878	20584	34776
530620 MULTIPLE OR CABLED YARN		3523		184
530710 SINGLE,YARN OF JUTE OR OTH FIB	32731	110874	8662	53569
530720 MULTIPLE OR CABLED YARN(RAMIE)	700	714	1002	22610
530810 COIR YARN	8487	29427	4615	22085
530820 TRUE HEMP YARN		227	65	333
531100 WOV FAB OF OTH VEG TEX FIB				168
540110 SEWING THREAD SYTHA FILAMENT	23583	139397	32423	119384
540120 SEWING THRE VISCOSE RAYON DYED	134099	498790	76505	496418

Contd.

10.11 Imports by Economic Categories (Detail)

(In Thousand Rupees)

Items	October, 2018	From July, 2018	October, 2017	From July, 2017
540211 HIGH TENANCITY YARN OF ARAMIDS		130		293
540219 OTH HIGH TENANCITY NYLON YARN	953	9434	4207	5136
540220 HIGH TEN YARN OF POLYESTERS	6956	16847	4807	19294
540231 FILAMENTS YARN NYLON POLY 50	102078	496596	81389	391583
540232 FILAMENTS YARN NYLON/OTH POLY	21799	44827	32062	83779
540233 FILAMENTS YARN OF POLYESTERS	1069433	5645995	1644059	5734953
540234 TEXTURED YARN OF POLYPROPYLENE	63122	211873	30583	145523
540239 OTH, SYNTHETIC FILAMENTS YARN	57847	166768	45489	141057
540244 ELASTOMERIC YARN(POLYURETHANE)	510006	2003419	361945	1350740
540245 ELASTOMERIC YARN OF NYLON	109520	361978	58507	238027
540246 ELASTOMERIC YARN,POLY-PARTIALLY	2770	20592	15104	29698
540247 ELASTOMERIC YARN OF POLYESTERS	822448	3564572	907303	2466479
540248 O-ELASTOMERIC OF SPANDEX/LYCRA		3386		15262
540249 OTH,YARN,SINGLE,50 TURNS/MTR	24950	119464	23173	37676
540251 OTH S/Y TWIST>50/M NYLON,POLYA	5716	16240		20207
540252 OTH S/Y TWS>50/M OF POLYESTER	37859	135256	72335	315436
540259 OTH S/Y TWS>50M OF OTH POLYEST		2619		396
540261 OTH Y-MULTIPLE/CAB NYLON/POLYM	710	9438		4644
540262 OTH Y-MULTI/CAB OF POLYESTER	58180	207001	63898	248371
540269 OTH Y-MULTI/CAB NOT RETAIL SAL	17071	57387	11890	35607
540331 OTH Y/S UN-TWST VISCOSE RAYON	1472672	5313950	968917	4357518
540332 OTH Y/S VIS RAY >120TURNS/MTRS	444252	1930267	550384	2169624
540333 OTH YARN,SINGLE CELLULOSE ACET	8662	17053		7736
540339 OTH YARN CUPRAMMONIUM RAYON	160943	808600	229254	725142
540341 OTHER YARN OF VISCOSE RAYON	5960	47298		12133
540411 ELASTOMERIC SYN-MONOFILAMENT	1624	15824	445	6379
540412 OTH MONOFILAMENT OF POLYPROPYL	175	8562	11372	24973
540419 OTH SYN MONOFILAMENT OF 67-DEX	15973	57083	14266	71812
540490 OTH SYNTH YARN & SYNTH TEX MAT	1649	72310	3353	34519
540500 ARTIFICIAL MONOFILAMENT67D/MORE		289		
540834 OTH WOV FAB ART.FIL YARN PRINT	7530	31123	10083	46397
550110 SYN FIL TOW NYLON/OOPOLYAMIDES		49	161	722
550120 SYN FILAMENT TOW OF POLYESTERS		6148		3206
550130 ACRYLIC OR MODACRYLIC	259474	961416	50541	105861
550190 SYNTHETIC FILAMENT TOW,N.S.		15470	6443	19323
550210 ART-FIL TOW OF CELLULOSE ACETAT	350381	807174	37968	95135
550290 ART FIL TOW OF VISCOSE RAYON		659	387097	1243640
550311 SYN STAPL FIB OF NY OF ARAMIDS	117244	615318	151540	518344
550319 OTH SYN STSPL FIB NOT CARD/COM	21869	91494	21510	77039
550320 SYN FIB NOT CRD/COM<2.22DECX	680122	2923235	759510	2966588
550330 SYN STA FIB ACRYLIC N-CRD/COMD	359785	1006187	230076	862400
550340 SYN STAFIB POLYPROPYLENE N-C/C	3291	4239		4064
550390 SYN STAPLE FIB NOT CARDED/COMB	1016	14553	6427	61689
550410 ART-STA FIB VIS RAYON N-CRD/CO	3351398	14108281	1515729	9768577
550490 OTH ART STAPLE FIB NOT CARDED	573711	3042924	649934	2353424
550510 WASTE SYNTHETIC FIBRES	3394	16877	3156	9034
550520 WASTE ARTIFICIAL FIBRES		10		307
550610 SYN STA FIB CRD,COM SPIN NYLON	162	3472		4472
550620 SYN STA FIB CRD,COM SPN POLYES	9734	83035	24064	61390
550630 ACRYLIC FIBRES CARDED/COMBED	32191	62366	49461	168636
550690 SYNTHETI FIB CARDED/COMBED NS		22		1
550700 ARTIFI STAPLE FIB CARDED/COM				3051
550810 SEWING THREAD SYN STAPLE FIBRE	6622	26431	5500	12014
550820 SEWING THREAD ART STAPLE FIBRE	90	373	21	37
550911 S/Y STA FIB 86% WT NYLON	2128	13218	157	7299
550912 MULTI CAB YRN SYN FIB NYL 85%W		3518	149	12620
550921 S/Y SYN STA FIB 85% WT POLYSTR	208733	1068945	206936	1228091
550922 MULTI STA FIB 85% W POLYESTER	176417	923070	158473	748876
550931 SINGLE YARN85% OR MORE ACRYLIC		11113		17237
550932 MUL/CAB YARN 85% ACRYLIC FIB	1053	36194	32	48432
550941 SINGLE YARN 85% WT SYN STA FIB	8305	16734		13900

Contd.

10.11 Imports by Economic Categories (Detail)

(In Thousand Rupees)

Items	October, 2018	From July, 2018	October, 2017	From July, 2017
550942 MUL/CAB YARN SYN STA FIB 85%WT		22562	944	22126
550951 O/YRN POLYES STA FIB MIX ARTIF	112139	538969	188561	1163772
550953 OTH YRN OF POLYESTER MIX COTTN	8174	110398	8743	43908
550959 OTH YRN OF POLY STAPLE FIBRE	78931	333573	22507	258201
550961 O/YRN OF ACRYLIC S-FIB MX WOOL		783		
550962 OTH YARN ACRYLIC MIX COTTON		76		
550969 YARN ACRYLIC FIB NOT FOR R-SAL		50416	33708	68211
550999 OTH YARN SYN FIB NOT FOR R-SAL		1755	128	13401
551011 S/YRN ART STA FIB>85% STAPLE-F		134522	29212	367486
551012 MUL/CAB YARN ART STA FIB>85%W		154		159
551030 O/YRN ART STA FIB MIX COT-NRS		279		
551090 O/YRN ATT STA FIB<85%ART ATA-F	294	15437	8408	29677
551110 YARN 85%MORE OF SYN STAP FIBRE	16	16		
551120 YARN<85% BY WT SYN STAP FIBRE			6022	6022
560290 OTH FELTS,NOT IMPREGNATE,COAT	31236	132208	22370	101816
560311 N-WOVNS, M-MADE FILA>25G/SQM	273837	969997	153949	605492
560312 N-WOV,M-MAD FIL>25G/SQM>70GSQM	160437	398379	104338	418338
560313 N-WOVNS,M-MAD FIL>70G/SQM>150G	39024	183143	35050	146836
560314 N-WOV,M-MAD FLAME WT>150G/SQM	29935	103249	17594	82407
560391 OTH NONWOVENS, WT>25 G/SQM	1464	7532	4852	25211
560392 OTH N-WOV,WT>25G/SQM>70 G/SQM	16964	34675	4136	25365
560393 OTH,NON WOVEN>70G/SQM>150G/SQM	9191	82585	3625	24442
560394 OTH,N-WOVEN WEIGHING>150G/SQM	265125	1419305	183344	770030
560410 RUBBER THREA AND CORD,TEX COVE	510	5817	364	5579
560490 OTHER,TEXTILE COVERED MATERIAL	8909	35393	7163	42101
581099 OTH TEXTILE MATERIAL.	406	1135	8377	14373
581100 QUILTED TEXTILE PRODUCT PIECE.	16704	60562	14230	34932
590110 TEX FAB.GUM COATED/AMYLAC.SUBS	2801	12445	20	6009
590290 OTH,TYRE CORD FAB YARN VIS-RYN		431	685	2370
590310 TEX.FAB.IMP,COV/LMTD PICAL.	306920	1148621	203253	802001
590320 TEX.FAB IMP,COATED,POLYURETHAN	290628	986579	187158	734327
590500 TEXTILE WALL COVERINGS.			425	478
590610 ADHESIVE TAPE < 20 CM	3945	11083	1577	41417
590691 RUBBERISED TEX FAB,KNIT/CROCH				4297
590699 OTHER,RUBBERISED TEX FAB,N.S	13919	43492	9426	33711
590700 TEXTILE FABRICS O/W IMPG/COATD	138360	367727	18455	84542
630800 SETS OF WOVEN FABRICS AND YARN	191	304		
630900 WORN CLOTHING&OTH WORN ARTICLE	1688533	6869364	1383526	5499588
631010 USED&NEW RAGS,SCRAP,TWINE,ETC	3940	9124	739	1201
640590 CANVAS FOOTWEAR	159468	312770	49776	171429
640610 OTH PARTS OF FOOTWEAR N.S.	10691	118373	2000	42006
640620 SOLES OF RUBBER	21797	75039	7557	49118
640690 PARTS OF FOOTWEAR/OTH MATERIAL	4116	18751	8403	12113
650100 HAT-FORM/BODY,HOODS OF FELT		66		
700800 MUL-WALLED INSULATE UNIT GLASS	1298	7753		15815
700910 R-VIEW MIRRO VEH H-8703,4&8711	8521	35563	9836	47183
700991 UNFRAMED GLASS MIRRORS	46964	305565	27720	248021
701399 O-GLASSWARE INDOOR DECORATION	129351	469002	196856	789428
701890 GLASS EYES	2357	17706	38650	112176
701911 SILVER/ROVINGYARN C/STAND=50MM		1202	773	1063
701912 ROVINGS	3254	34434	10171	37841
702000 ARTICLES USED FOR IND PURPOSE	75563	216945	49352	147496
710310 UN-WORKED/SIMPLY SAWN PRE-STON	762	2181	558	1499
710399 OTH SEMI/PRE STONES WORKED N.S	20	34	26	163
710590 OTH DUST/POWDER NAT SYN PRE ST	28	28		
710691 SILVER UNROUGHT 50kg & ABOVE				35238
710692 SILVER SEMI-MANUF 50kg & ABOVE	1649	9959	63	8817
711019 OTH PLATINUM OTH SEM MFG FORM		789		
730890 PILLARS ETC FOR STRUCTURS I/S	1178587	5368493	297648	3857357
730900 RESERVATORS,TANKS,VATS SIMICONT	131500	193134	10531	101223
731010 TANKS,CASKS,DRUMS,CANS,BOX>50	35825	77866	704	9745

Contd.

10.11 Imports by Economic Categories (Detail)

(In Thousand Rupees)

Items	October, 2018	From July, 2018	October, 2017	From July, 2017
731021 CAN,CLOSED BY SOLD/CIMP CAP<50	9262	27783	1783	28682
731029 OTH TANK,CASK,DRUM,BOX CAP<50	174309	521607	95527	365209
761090 ALUM STRUCTURE & PARTS N.E.S.	100257	294891	89726	350768
761100 ALUM RESERVOIRS,TANKS VATS ETC		36		100
761210 COLLAPSIBLE TUBULAR CONTA ALUM	3772	13169		2971
761290 ROUND CANS ALUMINIUM DIA>45MM	108617	467125	97062	656929
890800 VESSELS&F-STRU FOR BREAKING UP	1606300	6797824	5176170	12121105
900110 OPTICAL FIB,OPTI FIB BUNDLES	105646	485822	48653	184635
900120 SHEET,PLATE OF POLARISING MATE		5		
900130 CONTACT LENSES.	4074	8918	1777	12761
900140 SPECTACLE LENSES OF GLASS.	8506	29559	5901	25393
900150 SPECTACLE LENSES OTH MATERIAL	5013	10114	1742	5179
900190 OTH LENSES, PRISMS, MIRRORS	17775	36151	1407	2746
900211 OBJETIVE LENSE CAMRA/PROJECTOR	4419	8749	1879	6881
900219 OTHER OBJECTIVE LENSES.	3197	9247	1569	11217
900220 FILTERS FOR OBJECTIVE LENSES	243	471	535	898
900290 OTH,MOUNTED OPTICAL ELEMENTS	1326	5524	1232	5208
900311 FRAMS,MOUNTINGS OF PLASTICS	170	678	349	35004
900319 FRAM,MOUNTING OF OTH MATERIAL	30265	106263	26674	64098
900390 PART FOR FRAMES&MOUNT SPECATLE	62	445	17	88
900410 SPECTACLES,GOGGLES SUNGLASSES	28199	75984	70901	299209
900590 PARTS/ACCESSORIE OF BINOCULARS	103	737	16	432
900610 CAMERA FOR PREPARE PRINT PLATE	75	75		2
900630 CAMERA USED IN UNDERWATE SURVY	138	138	1939	1939
900640 INSTANT PRINT CAMERAS	314	340	188	840
900651 CAMERA(SLR) FOR FILM WD!>35MM		99		
900659 OTH CAMERA PHOTOGRAPHIC	13	5378		1772
900661 DISCHARGE LAM FLASHLIGHT APPAR		324	290	318
900669 OTH PH-GRAPHIC FLASHLIGHT APPA	92	979	96	1312
900691 PARTS,ACCE PHOTOGRAPHIC CAMERA	1169	4357	1414	4509
B. CAPITAL GOODS TOTAL	54574421	248227337	48057577*	197623697
250100 TABLE SALT OF ALL SORTS	8206	30018	7109	25630
250200 UNROASTED IRON PYRITES		2743	1279	2582
250300 SULPHUR OF ALL KINDS	69838	277826	72917	216410
250410 NATURAL GRAPHITE OF ALL KINDS	6195	42429	6376	33948
250490 OTHER,NATURAL GRAPHITE		194		2488
250510 SILICA SANDS AND QUARTZ SANDS	1741	8129	3721	5764
250590 OTHER NATURAL SANDS	5304	14970	1643	4494
250610 QUARTZ (O/T NATURAL SANDS)		844	1245	1854
250620 QUARTZITE ROUGHLY TRIMMED		290		520
250700 KAOLIN & OTH KAOLIN CLAYS	84651	458972	66511	282531
250810 BENTONITE	13784	53154	14330	53730
250830 FIRE-CLAY		20	613	1311
250840 OTHER CLAYS	5144	19230	3565	42514
250870 CHAMOTTE OR DINAS EARTHS				217
250900 CHALK	1071	7357	9458	33156
251110 NATURAL BARIUM SULPHATE	7302	167999	5996	51774
251200 SILICEOUS FOSSIL MEALS	5142	6697	112	5680
251310 PUMIC STONE W/NOT HEAT TREATED	15154	42796	5934	73668
251320 EMERY	2170	11305	3171	12015
251400 SLATE,WHET/NOT ROUGHLY TRIMED		2121	1411	2307
251511 MARBLE/TRAVERTINE,CRUDE ROUGH	129617	580950		11057
251512 MARBLE,TRAVERTINE,MERELY CUT	1423	6066	1013	2221
251611 GRANITE,CRUDE/ROUGHLY TRIMMED	12163	46119	11167	35855
251612 GRANITE,MERELY CUT,BY SAWING			14652	37313
251620 SANDSTONE,CRUDE/ROUGHLY TRIMED	639	3559	995	2223
251710 PEBBLES,GRAVEL/CRUSH STONE ETC	633	1019		89

Contd.

10.11 Imports by Economic Categories (Detail)

(In Thousand Rupees)

Items	October, 2018	From July, 2018	October, 2017	From July, 2017
251741 GRANULES,CHIP & POWDER,MARBLE		1963	394	5010
251749 OTH GRANULE,CHIPPING & POWDER	1010	1460	3927	6514
251810 DOLOMITE, NOT CALCINED				831
251820 DOLOMITE, CALCINED		5741		
251830 DOLOMITE RAMMING MAX	5418	9077	2497	7478
251910 NAT.MAG.CARBONATE (MAGNESITE)		2569		
251990 MAGNESIUM OXIDE	20939	97173	14193	56375
252010 GYPSUM	1920	6109	5215	11741
252020 PLASTERS OF CALCINED GYPSUM	7341	23860	1600	13518
252100 LIMESTONE FLUX;LIMESTON CEMENT		456		
252210 QUICKLIME		116	13	1162
252220 SLAKED LIME	838	2767	1678	2530
252310 CEMENT CLINKERS	66243	142081	22290	103558
252321 WHITE PORTLAND CEMENT	2350	3984		
252329 OTHER PORTLAND CEMENT	25609	216312	78690	408400
252330 ALUMINOUS CEMENT(CEMENT FONDU)	3251	4411	1041	4993
252390 OTHER HYDRAULIC CEMENTS	49063	123581	57233	137850
252410 ASBESTOS CROCIDOLIITE			1335	1335
252490 OTHER ASBESTOS	16173	88105	32892	137204
252520 MICA POWDER		450	2685	3127
252610 TALC NOT CRUSHED NOT POWDERED	161089	1144816	418438	1810468
252620 NA-STEATITE/TALK, CRUSH/POWDER	3083	14346	1174	7179
252800 NATURAL BORATES & CONCENTRATES		35		413
252910 FELDSPAR	2308	6704	609	6261
252922 FLUORSPAR->97% CALCIUM FLORIDE	100	469	5327	20905
252930 LEUCITE;NEPHELINE,NEPH SYENITE		92		
253010 VERMICULITE,PERLITE CHLORITES		1330	685	1529
253020 KIESERIT,EPSOMITE(NAT MAG SULP		25		
253090 NATURAL MANGANESE DIOXIDE	49203	215952	73377	180542
260111 IRON ORES,CONCEN,NON-AGGLOMERT	9791	9791	1295	1295
260112 IRON ORES CONCEN,AGGLOMERATED		3191		
260120 ROASTED IRON PYRITES			790	1487
260300 COPPER ORES AND CONCENTRATES				45
260700 LEAD ORES AND CONCENTRATES	1341	4042	258	7825
261000 CHROMIUM ORES AND CONCENTRATES		159	437	8187
261400 TITANIUM ORES & CONCENTRATES		9582		6337
261510 ZIRCONIUM ORES AND CONCENTRATE				3067
261800 GRANULATED SLAG M/G IRON,STEEL	5962	13156	1206	41035
261900 SLAG,DROSS OTH WASTE,IRN/STL			9177	9177
262011 HARD ZINC SPELT MAINLY OF ZINC	343	1788	853	2670
262019 OTH,ASH&RESIDUE C/MAINLY ZINC	1475	1475	331	331
262030 ASH&RESIDUES MAINLY OF COPPER				81
262040 ASH&RESIDUE MAINLY OF ALUMNIUM	693	966	604	1034
262099 OTH ASH&RESIDUE CANTAIN METAL				28
262190 OTH SLAG &ASH,RESIDUES M-WAST		4646	979	7878
270111 ANTHRACITE NOT AGGLOMERATED		2511	1693	1790
270112 BITUMINOUS COAL,NOT AGGLOMERAT	11467303	55343978	8503963	31942328
270119 OTHER COAL,NOT AGGLOMERATED	2221053	15976764	1439054	5003675
270210 LIGNITE NOT AGGLOMERATED		1255		
270300 PEAT INCLPEAT LITTER	4629	30567	2506	14383
270400 COKE OF COAL	508467	1791475	342818	1179733
270500 COAL GAS,WATER GAS,SIMILAR GAS				236
270600 COAL TAR				279
270710 BENZOLE (BENZENE)			8813	14314
270730 XYLOLE (XYLENES)	89298	833423	156628	787978
270750 OTH STOCK FOR CARBON BLACK	31118	113239	10943	110696
270791 CREOSOTE OILS		1796		2863
270799 CARBON BLACK OIL		130701	48804	320500
271019 KEROSENE	3712417	10013143	3089978	9230620
271129 OTH GAS HYDROCARBON GAS STATE	24	1371	1302	2437
271210 PETROLEUM JELLY	70748	251608	57313	184831

Contd.

10.11 Imports by Economic Categories (Detail)

(In Thousand Rupees)

Items	October, 2018	From July, 2018	October, 2017	From July, 2017
271220 PARAFIN/WAX,CONT WT<0.75%OIL	38233	140456	43629	162396
271390 CARBON BLACK OIL				580
271410 BITUMEN OIL SHALE & TAR SANDS				124
271500 BITUMEN MIXTURES,NATURAL		10887		9521
271600 ELECTRICAL ENERGY	269104	1565688		467875
280110 CHLORINE	3	3		
280120 IODINE	65619	163746	90980	138524
280130 FLOURINE, BROMINE			5	14
280200 SULPHUR, SUBLIMED/PRECIPTATED		863		3
280300 CARBON BLACK (RUBBER GRADE)	172361	803912	108995	807181
280410 HYDROGEN.	453	1022	591	1099
280421 ARGON	19619	62125	7334	27068
280429 OTHER, RARE GASES.	7889	36649	11021	35787
280430 NITROGEN	1855	4428		2283
280440 OXYGEN	89	2211	1455	2003
280469 OTHER SILICON	7116	18580	5966	12321
280470 PHOSPHORUS	8835	17494	1665	11107
280480 ARSENIC		4108		3686
280490 SELENIUM		31059	9145	42378
280511 SODIUM	17	579		284
280512 CALCIUM				1124
280519 OTHER ALKALI METALS	842	17978	7149	21056
280540 MERCURY		7555		2
280610 HYDROGEN CHLORIDE (HCL ACID)		8662	278	788
280620 CHLOROSULPHURIC ACID		49		
280700 SULPHURIC ACID; OLEUM		68	3012	6398
280800 NITRIC ACID	2202	61218	6989	38349
280910 DIPHOSPHORUS PENTAOXIDE	446	2690		2296
280920 PHOSPHORIC ACID	2615179	11343723	2070632	8077748
281000 OXIDE OF BORON	9012	82119	18297	70760
281111 HYDROGEN FLUORIDE		6650	2320	2320
281112 HYDROGEN CYANIDE				937
281119 PHOSPHOUR/HYPO PHOSPHORIC ACID	4263	36732	2563	39535
281121 CARBON DIOXIDE		335	52	100
281122 SILICON DIOXIDE (SILICA)	83393	321779	66870	307672
281129 SULPHUROUS ACID GAS	1966	3536	946	3870
281219 ARSENIC TRICHLORIDE		82		
281290 OTH HALIDE/HALIDE OXIDES		2614	9527	20500
281310 CARBON DISULPHIDE	40	54	6	18
281390 OTH SUPHIDE OF NON-METALS	3417	3417	2665	5328
281410 ANHYDROUS AMMONIA	13193	24721		840
281420 AMMONIA IN AQUEOUS SOLUTION	2915	19860	3398	9214
281511 SODIUM HYDROXIDE SOLID	1453	17621	9885	19881
281512 SODIUM HYDROXIDE AQUEOUS SOL	2381	10205	2785	4708
281520 POTASSIUM HYDROXIDE (CAUSTIC)	19560	180243	53639	175232
281530 PEROXIDES OF SODIUM/POTASSIUM		1136	23	4512
281610 MAGNESIUM HYDROXIDE	4539	14119	351	7403
281640 STRONTIUM,OXIDE,H-OXIDE,PEROXI	23	6520		
281700 ZINC OXIDE;ZINC PEROXIDE	60474	166136	41670	99392
281810 ARTIFICIAL CORUNDUM NOT DEFIN	5676	18869	3069	15156
281820 ALUMINIUM OXIDE O/T ARTIFICIAL	31696	129602	23213	60936
281830 ALUMINIUM HYDROXIDE	57090	232258	37722	141267
281910 CHROMIUM TRIOXIDE	15840	86660	32389	68420
281990 CHROMIUM OXIDE	5429	5429	7447	13469
282010 MANGNANESE DIOXIDE,ELECTROLYTE	5969	18146	1860	8214
282090 OTHER, MANGANESE OXIDES	10357	20704	3807	4093
282110 IRON OXIDES	73798	239923	80020	282257
282200 COBALT OXIDE & HYDROXIDE	16257	41188	23018	48866
282300 TITANIUM DIOXIDE	5114	141706	23013	121229
282410 LEAD MONOXIDE(LITHARGE,MASICOT	1002	26082	1347	16353
282490 OTHER, LEAD OXIDES	1387	11833		2

Contd.

10.11 Imports by Economic Categories (Detail)

(In Thousand Rupees)

Items	October, 2018	From July, 2018	October, 2017	From July, 2017
282510 HYDRAZINE, HYDROXYLAMINE SALT	10430	31480	12924	36689
282520 LITHIUM OXIDE AND HYDROXIDE	26	9401	2373	2373
282530 VANADIUM OXIDES AND HYDROXIDES		46	43	5550
282540 NICKEL OXIDES AND HYDROXIDES				2081
282550 COPPER OXIDES AND HYDROXIDES		49	10	10
282560 GERMANIUM OXIDE/ZIRCONIUM DIOXIDE	15	153		529
282570 MOLYBDENUM OXIDES/DIOXIDES				32
282580 ANTIMONY OXIDES		30358	6827	43058
282590 OTHER INORGANIC BASE/METAL OXIDE	1232	2459	61	9341
282619 OTHER, FLUORIDES	3569	16920	11035	15013
282630 SODIUM HEXAFLUOROALUMINATE	38	218	32	904
282690 OTHER, COMPLEX FLUORINE SALTS	370	17250		645
282710 AMMONIUM CHLORIDE	9104	27808	15603	36556
282720 CALCIUM CHLORIDE	16164	59327	4792	33021
282731 CHLORIDES OF MAGNESIUM	1471	7537	1947	13304
282732 CHLORIDES OF ALUMINIUM	50283	59276	8708	14601
282735 CHLORIDES OF NICKEL	2572	10356	4057	9802
282739 OTHER CHLORIDE OXIDES, BROMIDES	24269	146274	29661	66703
282741 CHLORIDE OXIDE/HYDROXIDE COPPER				149
282749 OTHER CHLORIDE OXIDE/HYDROXIDES		1673	324	324
282751 SODIUM POTASSIUM BROMIDES	1880	88704	1078	2143
282759 OTHER BROMIDE/BROMIDE OXIDE	3	58065		963
282760 IODIDES AND IODIDE OXIDES	5036	8282	2362	9510
282810 COMMERCIAL CALCIUM HYPOCHLORITE		209	57	57
282890 OTHER HYPOCHLORITES/HYPOBROMITES	13298	29666	6569	14664
282911 CHLORATES OF SODIUM		189	1888	3639
282919 POTASSIUM CHLORATES	44757	138994	38997	135048
282990 OTHER BROMATES/PERBROMATE/IODATE	23282	32348	364	8700
283010 DITHIONITES OF SODIUM	139541	681322	65397	354625
283090 OTHER SULPHIDES NOT CHEM-DEFINED			388	447
283110 DITHIONITES OF SODIUM	134615	511851	82400	392044
283190 FORMALDEHYDE SULPHOXALATES	54876	307688	36894	450183
283210 OTHER SODIUM HYDROGEN SULPHITE	28697	149739	22389	176384
283220 AMMONIUM SULPHITE	4	7386	6311	11564
283230 THIOSULPHATES	650	1409	4075	7185
283311 DISODIUM SULPHATE	141238	499301	90470	519330
283319 OTHER SODIUM SULPHATES	511	5901	2439	22385
283321 MAGNESIUM SULPHATE (EPSOM SLATE)	3919	17172	1021	11040
283322 SULPHATES OF ALUMINIUM	10885	44834	7067	26466
283324 SULPHATES OF NICKEL	14351	29497	22001	50409
283325 SULPHATES OF COPPER	15221	42378	5122	33154
283327 SULPHATES OF BARIUM	6256	26887	1582	31288
283329 SULPHATES OF FERROUS	124885	744340	79169	584243
283330 ALUMS	16	716	18	700
283340 PEROXOSULPHATES (PERSULPHATES)	1021	15003	5714	22448
283410 SODIUM NITRATE	2226	29142	11461	29826
283421 NITRATES OF POTASSIUM	4047	27879	281	27663
283429 OTHER NITRITES	3704	21811	10016	26415
283510 PHOSPHINATES & PHOSPHONATES	555	7593	323	1516
283522 PHOSPHATES OF MONO SODIUM	28030	96130	24920	69016
283524 PHOSPHATES OF POTASSIUM	50	21054	5771	34782
283525 CALCIUM HYDROGEN-ORTHOPHOSPHATE	57814	270552	92292	427579
283526 OTHER CALCIUM PHOSPHATE (PURE)	116026	264032	17552	246859
283529 PHOSPHATES OF ALUMINIUM	2637	21997	8469	16338
283531 SODIUM TRIPHOSPHATE	89244	315860	56205	288758
283539 OTHER, POLYPHOSPHATES	38006	146581	36656	144037
283620 DISODIUM CARBONATE NATURAL	161797	479655	82721	312809
283630 SODIUM HYDROGEN CARBONATE	19972	63107	25730	95537
283640 POTASSIUM CARBONATE	5100	26197	6792	73879
283650 CALCIUM CARBONATE	36885	116241	14103	65197
283660 BARIUM CARBONATE	12017	80789	18488	95566

Contd.

10.11 Imports by Economic Categories (Detail)

(In Thousand Rupees)

Items	October, 2018	From July, 2018	October, 2017	From July, 2017
283691 LITHIUM CARBONATE	8749	8753		6320
283692 STRONTIUM CARBONATE				27
283699 MAGNESIUM CARBONATE	44089	196052	30190	330348
283711 CYANIDES OF SODIUM	18441	40473	10246	30653
283719 OTH CYANIDE/OXIDES	5	3835	1787	3464
283720 COMPLEX CYANIDES	1992	2247	19	670
283911 SODIUM METASILICATES	24628	58009	5032	22528
283919 SODIUM SILICATE	680	15552	2230	5775
283990 OTHER, METAL SILICATE	5222	59811	7305	20739
284011 SODIUM TETRABORATE ANHYDROUS			10	10
284019 OTH DISODIUM TETRABORAT(REFINE	7551	84767	17998	77677
284020 OTHER, BORATES	221	681	153	16154
284030 PEROXOBORATES (PERBORATES)	31	2305		226
284130 SODIUM DICHROMATE	29443	123387	14383	113461
284150 SODIUM CHROMATE	51	107	4809	9150
284161 POTASSIUM PERMAGANATE		14014		19656
284170 MOLYBDATES	412	13480	549	659
284180 TUNGSTATES (WOLFRAMATES)	1	5		6
284190 SODIUM STANNATE	432	536	87	1164
284210 DOUBLE OR COMPLEX SILICATES.	31584	103222	19563	77329
284290 FULMINATES,CYANATES&THIOCYANAT	349	23648	8406	8461
284321 SILVER NITRATE.	19	223	306	1256
284329 OTHER,SILVER COMPOUNDS	1183	6662	29400	29505
284330 GOLD COMPOUNDS.	11	51	178	186
284390 OTHER COMPOUNDS,AMALGAMS	71	6026	33	229
284440 RADIOACTIVE EL/ISOTOP COMP ALY	18282	68665	16979	62280
284590 OTH ISOTOPES & THEIR COMPOUNDS	113	4660		31
284610 CERIUM COMPOUNDS.	202	5940	19	50
284690 OTH RARE EARTH METAL COMPOUNDS	65	7528	1950	3066
284700 HYDROGEN PEROXIDE SO-WITH UREA	53966	268894	14826	60377
284910 CALCIUM CARBIDES		123148		124326
284920 SILICON CARBIDE	3264	8977		10892
284990 OTHER CARBIDE	21	412		87
285000 HYDRIDE,NITRIDE,AZIDE,BRMD ETC	20972	21231	3	836
285210 INORG/ORGA COMP CHEM DEFINED		130	3870	11603
285290 OTH INORG/ORGA COMP-MERCURY	4	804	2	232
285310 CYANOGEN CHLORIDE (CHLORCYAN)		20		24
285390 OTH INORGANIC COPM AMALGAMS	360	4222	1955	5640
290899 OTH SULPHONATED DER OF PHENOLS	8411	27147	3970	31422
290911 DIETHYL ETHER		137		
290919 METHYL TERTIARY BUTYLE ETHER	331	1494	467	7816
290920 CYCLANIC,CYC ETHER HALOGEN DER		141		9095
290930 AROMATIC ETHER HALOGEN SULPH'T	18990	62324	5126	44607
290941 2,2-OXYDIETHANOL(DIETHYL GLYCL	151933	524900	150951	542887
290943 MONOBUTYL ETHER,ETHYLEN GLYCOL	13462	120304	24198	68098
290944 OTH INGREDIENTS FOR PESTICIDES	69420	197534	33539	119789
290949 NITROSATED BASE PESTICIDES	65872	208410	37603	183560
290950 ETHER-PHENOLS,ETHERALCH PHENOL	7136	13058	1167	9254
290960 ALCH PEROXID,ETH PEROXID,KETON	34155	129543	22534	102547
291010 OXIRANE (ETHYLENE OXIDE)	776	5490	2685	9677
291020 METHYLOXIRANE(PROPYLENE OXIDE)		1		
291030 1-CHLORO-2,3-EPOXYPROPANE	3793	37754	8012	24620
291090 OTH,EPOXIDE,EPOXYALCH,EPOXYPHL	334	8874	2427	6691
291100 ACETAL HEM/ACETAL,OXYFUNC HEL		1661	1534	1863
291211 METHANE WITHOUT OTH OXYGN FUNC	393	393		49
291212 ETHANE WITHOUT OTH OXYGEN FUNC		300	26	407
291219 OTH,ACYCLIC ALDEHYD W/O OTHOXY	11428	81248	9860	37120
291221 BENZALDEHYDE W/O OTH OXY FUNC		250		42
291229 OTH CYCLIC ALDEHYD W/O OXY FUN	3077	9414	13225	19880
291241 VANILLIN(4-HYDROXY-3-METHOXYBZ	11569	83684	2525	54564
291242 ETHYLVANILIN(3-ETHOXY-4HYDROXY	14058	17594	9546	10590

Contd.

10.11 Imports by Economic Categories (Detail)

(In Thousand Rupees)

Items	October, 2018	From July, 2018	October, 2017	From July, 2017
291249 OTH ALDEHYDE-ETHER/PHENOL/OXYG	5082	9001	16	875
291260 PARAFORMALDEHYDE	3332	19327	7478	28932
291300 HALOGEN,SULPHONAT,NITRAT DERV	11	53		247
291411 ACETONE	1419	63423	13363	41910
291412 BUTANONE(METHYL ETHYL KETONE)	45347	122280	40944	108583
291413 4-METHYLPENTAN-2-ONE		7855		2893
291419 OTH,ACYCLIC KETONE W-OUT OXY-F	389	7024	212	1024
291422 CYCLOHEXANONE,METHYLCYCLOHEXON	6	49137	39822	127348
291423 IONONES AND METHYLIONONES	591	843	983	983
291429 ISOPHORONE	3319	22682	2575	17154
291439 OTH,AROMATIC KETONE W/O OXYGEN	888	8433	562	1760
291440 KETONE-ALCOHOL KETONE-ALDEHYDE	10643	35329	1085	32374
291450 KETONE-PHENOL/KETONE W/O OXYGN	6890	13389	1115	9178
291462 COENZYME Q10 UBIDECARENONE		12118	474	474
291469 OTHER QUINONES	34082	68935	11832	15726
291479 OTH HALGNAT,SULPH,NITRAT DERIV	968	2133	518	1390
291899 OTH INGREDIENTS FOR PESTICIDES	113924	455495	55908	198924
291990 OTH INGREDIENTS FOR PESTICIDES	20697	32298	2161	24890
292019 OTH THIOPHOSPHORICESTERS, DERI				161
292029 OTH PHOSPHITE ESTERS	277	277		
292090 SULPHONIC ESTERS/DERIVATIVES	62992	297880	37443	153099
292111 METHYLAMINE,DI/TRI & ITS SALT	4847	36909	24492	38581
292112 DIMETHYLAMINO ETHYLCHLORD HCL				1099
292114 DISOPROPYLAMINO ETHYLCHLORID				5
292119 PARAXYLIDINE SULFAMIC ACID	1424	12970	5876	40884
292121 ETHYLENEDIAMINE AND ITS SALTS	13335	83841	9973	40610
292122 HEXAMETHYLENEDIAMINE/ITS SALTS		8571	5584	5584
292129 ACETO ACETIC ORTHO ANISIDINE	6889	16746	12395	33440
292130 CY-CLANIC,LENIC LOTERPENI/SALT	15271	55011	6689	30526
292141 ANILINE	34440	321731		5992
292142 ANILINE DERIVATIVES/ITS SALT	653142	2045410	246650	781924
292143 OTH TOLUIDINE/DERIVATIV/SALT	18104	45469		5299
292144 DIPHENYLAMINE/ITS DERIV/SALT	15	23	2368	2480
292145 SODIUM NAPHTHIONATE	2391	16384	5389	14781
292149 OTH,AROMATIC MONOAMIN DER/SALT	100613	229988	10811	169746
292151 DIAMINOTOLUENE BASE PESTICIDES	221342	1196656	193203	549006
292159 OTH AROMATIC POLYAMIN DER/SALT	28071	104424	1317	31791
292211 MONOETHANOLAMINE AND ITS SALTS	2903	21426	7411	18632
292212 DIETHANOLAMINE AND ITS SALTS	11113	35627	2990	18717
292214 DEXTROPROPOXYPHENE&ITS SALTS		5754		
292215 TRIETHANOLAMINE	9083	23989	14776	33197
292217 METHYL & ETHYL DIETHANOLAMINE	13291	39469		11826
292219 N,N-DIMETHYL-2-AMINOETHANOL/SA	137702	357777	164586	596159
292221 AMINOHYDROXYNEPHLENE ACID/SALT	11458	190177	27394	111916
292229 OTH AMINO NAPHTHOL/PHENOL ETHER	245531	608118	143405	490268
292239 OTH AMINO ALDEHYDES	7140	142787	74	39266
292241 LYSINE/ITS ESTER SALT THEREOF	164866	743624	174609	733538
292242 MONOSODIUM GLUTAMATE	1039	1677	473520	1202880
292249 OTHER ALANINE	312619	1419254	319693	1259244
292250 AMINO-ALCOH-PHENOLS,AMINO ACID	45106	299605	134786	550364
292310 CHOLINE AND ITS SALTS	6981	8958	15256	18429
292320 LECITHIN/OTH PHOSPHOAMINOLIPID	44668	136494	14572	74372
292330 TETRAETHYLAMO PERFLOROCT SULPH		21		
292390 BETAIN	52308	218882	57711	219920
292419 ACETAMIDE	60557	470658	47748	286283
292421 UREINES/DERIV/SALT THEREOF		1978		844
292429 PARACETAMOLE	101838	721825	159190	777303
292511 SACCHARIN AND ITS SALTS	25074	135969	23210	119960
292519 OTH IMIDE/DERIV/SALT THROF	2076	11796		14379
292529 DIPHENYL-GUANIDINE	51590	338488	65368	238303
292610 ACRYLONITRILE		20756	5559	14025

Contd.

10.11 Imports by Economic Categories (Detail)

(In Thousand Rupees)

Items	October, 2018	From July, 2018	October, 2017	From July, 2017
292620 1-CYANOGLUANIDINE(DICYANDIAMIDE	2767	41669	8555	30422
292690 ALPHACYANO,3-PHANOXYBENZYL ETC	571919	4103036	477288	3265237
292700 BENZENE-DIAZONIUM CHLORIDE	54539	164805	26381	123487
292800 PHENYL-HYDRAZINE	12243	42748	2978	23440
292910 ISOCYANATES W-NITROGEN FUNCTIO	1037863	3758777	859290	3214319
350790 OTH ENZYMES/PREP ENZYMES	251358	843713	242883	1127952
360200 PREP EXPLOSIVE O/T POWDER		33189		107927
381590 OTHER CATALYTIC PREPARATIONS	46960	209161	41059	351577
401039 OTH TIMING BELT FOR VEH CH-87	37470	104808	29911	90850
401110 NEW PNEUM TYRES FOR MOTOR CARS	183054	892395	413270	1853886
401120 NEW PNEUM TYRES LIGHT TRUKS	1307378	5590424	2431340	10374564
401130 NEW PNEUM TYRES RUB AIRCRAFTS	31602	138166	411	89476
401140 NEW PNEUM TYRE RUBB MOTORCYCLE	2808	10711	2664	35909
401150 NEW PNEUM TYRE RUBB BICYCLES	930	3718	950	8559
401170 TYRE AGRICULTURE VEH/MACHINE	157197	752171	249844	815588
401180 TYRE INDUSTRIAL/CONST VEH/MACH	188849	593819	41071	61810
401190 OTH TYRE NEW PNEUMATIC RUBBER	58168	220353	142470	511601
401211 RETREATED TYRES FOR MOTORCARS	6	27		
401212 RETREATED TYRE FOR BUSES/LORRY				54
401213 RETREATED TYRE FOR AIRCRAFTS	7802	12434		
401290 OT FLPS FOR TYRES/TUBE H-8701	1918	23369	42116	111780
401310 INNER TUBES OF BUS/LORRY/TRUCK	90768	187455	70291	200728
401320 INNER TUBES FOR BICYCLES	12	367	1759	5731
420340 OTHER CLOTHING ACCESSORIES	1488	2007	20958	69468
440290 OTH WOOD CHARCOAL NOT AGGLOMER	1564	3195	1411	4468
440500 WOOD WOOL;WOOD FLOUR.	2077	10447	1955	4932
440611 RAIL SLEEPER CON. WOOD,N-IMP				150
440692 OTH N-CONF RAIL SLEEP WOOD				105
440711 WOOD SAWN/CHIPPED OF PINE	288311	1026018	54994	188700
440712 WOOD SAWN/CHIPEP OF FIR&SPRUCE	33340	136320	10486	58361
440719 WOOD SAWN/CHIPPED OTH CONIFER	40189	203099	68748	245663
440725 TROPICAL WOOD DARK RED MERANTI	13217	65592	15467	92266
440726 TROPICAL WOOD WHITE LAUAN ECC	9738	104458	18372	104524
440727 SAPELLI	68071	148393		3586
440729 OTH TROPICAL WOOD NON-CONF SAW	273194	1273230	432091	1487806
440791 OAK WOOD,SWAN/CHIPPED LEN WISE	9076	14376	2750	13600
440792 BEECH WOOD SWAN/CHIPPED L/WISE	5084	34536	1196	22848
440793 OTH TROPICAL WOOD OF MAPLE	339	339		
440795 OTH TROPICAL WOOD OF ASH	98355	263945	56912	345691
440890 WOOD STATE	39373	91141	9136	34818
440910 WOOD CONIFEROUS SPECIES SHAPED		958		96
440921 WOOD NON-CONIFEROUS OF BAMBOO	646	646		
440922 NON CONIFEROUS TROPICAL WOOD				590
441700 BOOT & SHOE LASTS OF WOOD	1781	10857	48	5136
441810 WINDOWS FRENCH WINDOWS & FRAME	34	34		
441820 DOORS FRAMES AND THERSHOLDS	17802	93965	25740	86407
441840 SHUTTERING FOR CONCRETE C/WORK		2015	3367	38816
441860 POSTS AND BEAMS OF WOOD	11	12512		
441879 OTH ASSEMBLED FLOORING PANELS	6391	14538		10643
551694 W-FAB ART FIB<85%WT O/FIB PTIN	55261	259155	128518	629190
560121 OTH ARTICLES OF COTTON WADDING	667	1951	3879	11512
560122 OTH WADDING OF MAN-MADE FIBRES	21534	32706	1170	4821
560129 OTHER, WADDING ARTICLES	4785	21481	2434	5168
560600 GIMPED YARN,AND STRIP AND LIVE	73471	335541	61826	200525
560721 BINDER/BALER TWINE OF SISAL	1666	1666		516
560729 OTH,TWINE,CORDAGE,ROPE&CABLE	2474	9740	559	6850
560741 BINDER/BALER TWINE OF POLYTHNE	1567	10493	5236	16009
560749 OTH TWINE,CORDAGE,ROP,CAB POLY	27915	95857	17623	81847
560750 TWINE,CORDAGE,ROPE,OTH SYN FIB	9089	47007	8309	26977
560790 OTH,TWINE,CORDAGE,ROPE & CABLE	3550	23750	11100	40707
560811 FISHING NETS MAN-MADE TEX MAT	39753	200444	48830	136517

Contd.

10.11 Imports by Economic Categories (Detail)

(In Thousand Rupees)

Items	October, 2018	From July, 2018	October, 2017	From July, 2017
560819 OTH, MADE UP NETS OF TEX MAT	44135	97592	17707	75447
560890 OTH,NOTTED NETS/NETTING ROPE	4264	7482	4114	21833
591000 TRANSMISON CONYOR BELT TEX MAT	22840	54108	10828	71608
591110 TEX FAB,FELT & FELT-LINED FAB.	14931	101663	8212	72786
591120 BOLTING CLOTH,WHET/NOT MADE UP	5649	50839	6485	21177
591131 TEX FAB & FELTS,< 650G/SQM .	4006	28712	9235	50588
591132 TEX FAB & FELTS,>0650G/SQM .	42058	207476	10926	133185
591140 STRAINING CLOTH USEDOIL PRESS		99		964
670490 WIGS,BEARD,EYE-BROW OF OTH MAT	4856	18171	145	1352
680100 ARTICLE OF STONE PLAS CEMET	7	7		17
680210 TILES CUBES AND SIMILAR ARTICL	37	58	133	242
680221 MARBLE,TRAVETINE & AIABASTER	7269	33758	6464	41084
680223 GRANITE	66699	233063	28119	203820
680229 OTHER BUILDING STONE CUT/SAWN		875		899
680291 OTH MARBL TRAVERTIN&ALABASTER	24839	84892	21623	77162
680292 OTHER CALCAREOUS STONE				8216
680293 OTHER GRANITE	3836	19896	12507	119358
680299 OTHER STONE		2467	5397	34381
680690 OTH ARTICLE OF HEAT INSULATING	19996	333281	3182	60986
680710 ARTICLE OF ASPHALT IN ROLL	3077	26379	1706	37436
680790 OTH ARTICLE OF ASPHALT MATERL	84	1963	1915	2906
681099 OTH ARTICLE OF CEMENT	30488	43502	84130	127227
681140 ARTICLES CONTAINING ASBESTOS	147	37713		6469
681181 CORRUGATED SHT NOT CON ASBESTO	7108	51476	2522	15374
681182 O-SHT,PANEL,TILES,NOT CON ASBE	6407	34880	18949	52517
681599 ONYX (MARBLES)	16022	60391	5880	37126
690100 BRICK , TILE OF SILI FOSSIL	32	291	67	170
690210 REF BRICK,TILE>50%MG,CA<=1600C	305387	960622	78666	409547
690220 CERAMIC>50%SILICA,ALUM<=1600C	334039	495538	21967	128246
690390 REFRACTRY PROD,INCL OVAN,KILN	11118	62693	18264	50474
690410 CERAMIC BUILDING BRICKS				2382
690490 OTH C/FLOORING BLOCKS F/TILE	1306	26816	4359	13314
690510 ROOFING TILES	69	105	5085	10810
690590 OTH CHIMNEY-POTS,COWLS,ETC.	36	117	52	273
690600 CERAMIC PIPES CONDUITS&FITING		388		22
690721 TILES POLISHED WAT AB 0.5%	591208	2879367	504841	3368358
690722 TILE POLISHED WAT AB >0.5%<10%	322794	1437820	439534	2409061
690730 MOSAIC CUBES AND SIMLAR ARTICL	360	6773	7352	7486
691490 OTH CERAMIC ARTICLES O/TH PORN	768	2239	403	2176
700100 CULLET AND OTH WAST&SCRAP,GLAS		5184		
700210 BALLS IN GLASS UNWORKED	8865	23260	10284	68884
700220 RODS IN GLASS UNWORKED			3	52
700231 TUBE,FUSED QUARTZ/SILICA,UNWOR		474		
700232 TUBE OF OTH GLASS UNWORKED	4	232	5	2139
700239 NEUTRAL GLASS TUBING MFG AMPOU	101908	214212	51190	221255
700312 NON-WIRED SHEETS COLOURED,FLAS	16311	40901	7331	41220
700319 OTH NON WIRED SHEETS OF GLASS	7469	14110	4675	27837
700320 WIRED SHEETS GLASS		1620		378
700420 GLASS COLOURED OPACIFIED FLASH				116
700490 OTHER GLASS	6263	68257	3717	30470
700510 NON-WIRED GLASS HAVE ABSORBENT	26657	184913	46805	128016
700521 NON-WIRED GLASS COLOURED,OP/FE	27661	114558	9415	69760
700529 OTHER, NON-WIRED GLASS	18169	121791	12669	51848
700600 GLASS PLATE WORKED NOT FRAMED	12683	189028	26214	117556
700711 REAR/WIN GLAS VEH H- 87043190	35004	139640	61950	271387
700719 OTH THOUGHENED SAFTY GLASS	15550	183425	36003	150342
700721 LAMINA SAFETY GLAS H-87043190	8766	34324	21826	109849
700729 OTHER, LIMINATED SAFETY GLASS	2228	54367	349	76967
701090 OTH CARBOYS BOTT,FLASK,JAR,POT	121453	475530	125311	522305
701110 FOR ELECTRIC LIGHTING	7790	25105	2856	9998
701400 GLASS HEAD LAMPS VEH H- 87.11	414	3193	2322	3810

Contd.

10.11 Imports by Economic Categories (Detail)

(In Thousand Rupees)

Items	October, 2018	From July, 2018	October, 2017	From July, 2017
701510 GLASS FOR CORRECTIVE SPECTACLE				113
701610 GLASS CUBES/OTH SMALLWARE	2374	30624	1641	24256
701919 OTH YARN OF GLASS FIBRE/THREAD	5376	36029	15	23404
701931 GLASS MATS	45921	197569	28697	170387
701932 THIN SHEETS (VOILES)	36161	202038	26645	243100
701959 OTH WOVEN FABRICS	8281	54657	3202	20502
710490 OTH SYN/RECONSTI SEM/PRE STONE		6	24	9017
711890 OTHER COIN	32	42	119	993
720110 NON-ALLOY PIG IRON<0.5% PHOSP	121917	368398	107908	398187
720150 ALLOY PIG IRON; SPIEGELEISEN		27		
720211 FERRO-MANGANESE CONT 2% CARBON	63779	222961	226828	510823
720219 OTH FERRO-MANGANESE		5466	121	254
720221 FERRO-SILICON CONT >55% SILICON	32360	202596	26571	104471
720229 OTH FERRO-SILICON	29013	156768	39942	79539
720230 FERRO-SILICO-MANGANESE	262647	1376649	461047	1638348
720241 FERRO-CHROMIUM CONT >4% CARBON		11142	1357	9806
720249 OTH FERRO-CHROMIUM	1072	2417	271	3286
720270 FERRO-MOLYBDENUM		2159	53	3693
720280 FERRO-TUNGSTEN&FERRO-SIL-TUNGS		2007	322	1594
720291 FERRO-TITANIUM/FERO-SILI TITAN	60	183	97	145
720292 FERRO-VANADIUM		664	89	2043
720293 FERRO-NIOBIUM		1135	238	1397
720299 OTHER FERRO-ALLOYS		6543		2897
720310 FERROUS PROD BY DIR RUD IRONORE		20000		
720390 OTH FERROUS PRODUCTS		19222		109
720410 WASTE/SCRAP C.IRON RE-ROLLABLE	22245	143199	27116	101430
720421 WASTE/SCRAP OF STAINLESS STEEL	14162	69268	12474	48692
720429 WASTE/SCRAP OF OTH ALLOY STEEL	81	480		1423
720430 WASTE/SCRAP TINNED IRON/STL	245438	1231623	394031	1373584
720441 TURNING,SHAVING,MILLING WASTE	4502029	24267813	4185630	23505695
720449 OTH RE-ROLLABLE WASTE /SCRAP	8930714	39183892	8202837	31392983
720450 REMELTING SCRAP INGOTS			583	6172
720510 GRANULES OF PIG IRON	9644	35544	10075	27552
720521 POWDERS OF ALLOY STEEL		2352	280	1593
720529 OTH POWDER PIG IRON&SP IRON/ST	411	15720	11407	24597
720711 BILLETS RECT/SQUAR IRON/NA.STL		1183	129	124842
720712 OTH BILLETS RECT EXCL SQUA I/S	310	310		
721790 OTH WIRE OF IRON/NON-ALOY-STEL	30854	105474	30756	116353
721810 INGOTS & OTH PRI FORM ST/STEEL		140	139	139
722300 WIRE OF STAINLESS STEEL	25617	105400	22305	133806
732599 OTH CAST ARTI OF I/S NES	63114	407399	38632	319885
732611 GRIND BALL&SIMI ARTI FOR MILLS	77	181	16	28102
732690 OTHER X-FILM HANGERS	518342	2564457	677818	2336882
740200 UN-REFINED CODDER, COPP ANODES		5760		1
740311 REFINED COPPER,CATHODES&SECTIN	812133	4208576	931622	3320940
740319 OTHER, REFINED COPPER	178	517	271	4839
740321 COPPER-ZINC BASE ALLOYS(BRASS)		1964		531
740322 COPPER-TIN BASE ALLOY (BRONZE)	5586	11785		9672
740329 OTH COPPER ALLOYS(O/T H-74.05)		4383		2147
740400 BRASS SCRAP	273972	1571959	150308	567654
741999 COPPER SPRINGS	15983	140974	15301	101740
750210 NICKEL, NOT ALLOYED	105798	458181	116566	375035
750220 NICKEL ALLOYS	344	2835	193	1116
750890 NICKLE ROTARY PRINTING SCREEN	79626	299250	69756	253220
760110 ALUMINIUM, NOT ALLOYED	915532	3474806	775996	2340047
760120 ALUMINIUM ALLOYS	180358	1033531	329117	1200960
761699 CASING,FORGING ROUGH STAT ALUM	172042	410001	30125	170557
780110 REFINED UN-WROUGHT LEAD	249194	2404315	325593	2875464
780191 OTH UNWROUGHT LEAD CON ANTIMON	11398	447571	26311	251532
780199 OTH UNREFIND LEAD&LEAD ALLOYED	18133	75357	42520	120143
780600 WIRE OF LEAD	858	2998	6841	18270

Contd.

10.11 Imports by Economic Categories (Detail)

(In Thousand Rupees)

Items	October, 2018	From July, 2018	October, 2017	From July, 2017
790111 ZINC NOT ALLOYED WT=>99.99%	349910	1145271	202140	1750128
790112 ZINC NOT ALLOYED WT < 99.99%			33828	61840
790120 ZINC ALLOYS	548245	1365978	23683	184893
790700 ZINC SLUGS FOR DRY BAT CEL CON	12826	95339	11014	57046
800110 TIN, NOT ALLOYED	102977	276187	11501	203749
800120 TIN ALLOYS	2701	3028		3054
800700 TIN PLAT, SHET,STRIP TH>0.2MM		115	10	24
810110 TUNGSTEN POWDERS		434		276
810196 OTHER WIRE OF TUNGSTEN		5602		8495
810199 BAR/ROD,PLA,SHET,FOIL TUNGSTEN	1619	15849	129	696
810296 OTHER MOLYBDENUM WIRE	4263	11005		2015
810299 OTH MOLYBDENUM AND ARTICLES		2308		
810390 OTH TANTALUM&ARTICLES THEREOF				786
810411 UNWROUGHT MAGNESIUM BY WT99.8%		4134	239	4272
810419 OTH ARTICL UNWROUHT MAGNESIUM	86	94	311	3184
810490 OTHER ARTICLE OF MAGNESIUM	430	652		21
810520 COBALT MATTES& OTH PRODUCTS		46530	29923	86866
810590 OTH INTERMEDIATE PRO OF COBALT	96	172	794	13433
810720 UNWROUGHT CADMIUM POWDER		7361		
810790 OTH CADMIUM,WROUGHT & ARTICLES		3004	43	360
810890 OTH TITANIUM WROUGHT&ARTICLES	4374	16389	1372	42647
810920 UNWROUGHT ZIRCONIUM POWDER				62
810990 OTH ZIRCONIUM AND ARTICLES		50	2662	2662
811010 UNWROUGHT ANTIMONY POWDER	59380	310339	27449	212421
811090 OTH ANTIMONY ART INCL W/SCRAP		42117		
811100 MANGANES&ARTCL INC WASTE&SCRAP	461	733	16	789
811221 CHROMIUM UNWROUGHT POWDER	281	1109	29	57
811229 OTH UNWROUG CHROMIUM INCL WAST		250	125	477
811299 OTH BASE METAL UNWROUGH&ARTICL	15	245		
961900 DIAPERS FOR ADULTS WT EXC.25KG	738377	3053365	923295	3626455
3. CAPITAL GOODS TOTAL	170889572	652949700	153092388*	635165927
010619 OTHER MAMMALS	3637	11627	1038	5122
010631 FALCONS	1605	4427	1039	2428
010632 PSITTACIFORMES(INCL.PARROTS)	6898	30633	9297	32275
010633 OSTRICHES,EMUS(DROMAIUSNOVAEH)		11208	5984	10828
010639 OTHER BIRDS		95	1920	9271
010641 BEES		10731	3	13511
010690 OTHER LIVES ANIMALS	2197	8965	1537	7113
621790 PARTS OF GAR/CLOTH ACCESSORI	346	3007	117	877
680300 WORKED SLATE/ARTICLE OF SLATE				40
680410 MILL STONE AND GRIND STON MIL	23871	93203	62360	197669
680421 OTH MILLSTONE OF AGGLOMER SYNT	35825	53645	9458	34755
680422 MILL STONE AND GRIND STONE/OTH	176797	592333	134387	513039
680423 OTH MILLSTONE OF NATURAL STONE	7167	18680	2593	26613
680430 HAND SHARPENING POLISH STONE	8785	24250	4850	26898
680510 BASE OF WOVEN TEXTILE FABRICS	57974	194222	37420	189452
680520 ON BASE OF PAPER OR PAPERBOARD	28541	121705	33331	128461
680530 ON BASE OF OTHER MATERIALS	34459	119579	20485	70195
680610 SLAG WOOL ROCKWOOL MINERAL WOL	26025	128836	1902	89067
680620 EXFOLIATED VERMICULITE EXPEND	1203	4666	38	5484
680800 PANELS,BOARDS,TILES BLOCKS ETC		13337	409	2936
680911 BOARDS,SHEETS,PANELS,TILES ETC	10602	41547	8419	42912
680919 OTH BOARDS,SHEETS,PANELS OF PL	3290	10419	205	16763
680990 INDUSTRIAL MOULDS OF PLASTER	773	11841	1526	2758
681011 BUILD BLOCK,BRICK OF CEMENT	3476	5760	584	9502
681019 OTH ARTICLE TILE,FLAGSTONE ETC	12750	43918	11347	50434
681091 PREFABRICAT STRUCTURAL COMPONT		6911	5661	5661

Contd.

10.11 Imports by Economic Categories (Detail)

(In Thousand Rupees)

Items	October, 2018	From July, 2018	October, 2017	From July, 2017
681189 OTH ARTICLES NOT CON ASBESTOES				4605
681291 CLOTHING ACCE OF ASBESTOES FIB		28		
681293 COMPRESSD ASBESTOS FIB JOINING	20459	54913	15633	62994
681299 O-ARTI OF FABRICA ASBESTOS FIB	4629	11968	2414	9723
681320 FRICTION MAT ASBESTOS H87-11	32552	87733	15214	75261
681381 BRAKE LININGS&PADS VEH-H-8711	80090	327725	47001	223064
681389 O-BRAKE LINE&PADS NOT CON ASBE	10490	19473	4491	14197
681410 PLATES,SHEETS STRIPS OF AGLOM	298	5133	1679	6970
681490 OTH, ARTICLES OF MICA	304	2124	839	5178
681510 NON ELE ARTICLE OF GRAPHITE	23187	54775	14430	64649
681520 ARTICLE OF PEAT	4	4	10	227
690290 REF.BRICK,BLOCK,TILE TEMP1600C	3166	43060	295	7980
690310 CERAMIC CON>50% GRAPHITE,CARB	22624	51650	15181	42483
690320 COLD TUNDISH LINING SLIDE GATE	53098	204015	16271	115109
690723 TILES POLISHED WAT AB >10%	281245	1082818	321177	1559467
690740 FINSHING CEREMICS	2	196	7021	39943
690911 LAB CERM WARE PORCELAIN/CHINA		4436	205	1499
690912 LAB CERM WARE HARD>9 MOH.SCALE	456	890	752	4592
690919 LAB CERAMIC WARE CHM/TECH USE	11434	41099	4011	83090
690990 OTH CERAMIC WARES AND SIMILARS	16	9305	630	13240
691010 WASH BASIN, CERAMIC	83015	353284	41606	307855
691390 OTH STATUTTES, ORNAMENT	1485	4648	677	18394
691410 OTH CERAMIC ARTICLES OF PORCEL	531	564		584
710700 BASE METALS CLAD WITH SILVER	24	65		
710812 OTH UN-WRT GOLD 5kg&>N-MONETAR	185648	760213	182967	778934
710813 OTH SEMI-MANUF GOLD 5kg&ABOVE				75
710820 MONETARY GOLD 5kg OR ABOVE		36695		39175
711810 COIN (O/T GOLD),NOT LEGAL TEND		375		1580
720720 IRON/ST.CROS SECT.165 X 165 MM		1274		47839
720810 COILS SECONDRY QUALITY I/S HR	164949	553444	30320	219040
720825 OTH C-HR I/S 4.75mm SECON QUAL	16933	50030	3470	30284
720826 OTH C-HR TH3-4.75mm S-QLTY I/S	12267	100513	3187	23654
720827 OTH C-HR I/NA.S TH<3mm SE QLTY	49691	100634	20261	39546
720836 OTH C-HR I/S TH<10mm SEC-QLTY	135	2311	2299	144389
720837 OTH C-HR I/S TH<4.75-10mm S-Q	123919	300014	62414	157589
720838 OTH C-HR I/NA-S TH3-4.75mm S-Q	29046	216104	259013	416214
720839 OTH C-HR I/NA-S TH<3 mm S-QLTY	8939127	25984713	1387137	10182777
720840 SEC QLTY HOT ROLL IR/NA-STEEL	1784	5747		17701
720851 OTH SEC QLTY IS-HR,TH>10MM	113080	214441	158279	778142
720852 OTH SEC QLTY I/S HR,TH>4.75-10	55720	94014	5112	236640
720853 OTH S.QLTY I/S HR,TH>3-4.75MM	2739	61162	9362	56755
720854 OTH S.QLTY I/S,TH<3MM H-ROLL	14986	53296	11631	45456
720890 OTH FLT-ROL PROD S.QLTY HR>600	26346	111972	8769	98989
720915 COIL I/NA-S CR TH 3mm/> S-QLTY	56136	202565	3540	87732
720916 COIL I/NA-S CR TH 1-3mm S-Q	1244926	3140813	647835	1815227
720917 COIL CR I/NA-S TH 0.5-1mm S-Q	760389	1271013	134668	551173
720918 COIL CR I/NA-ST TH< 0.5mm S-Q	480722	946616	24916	767965
720925 S.QLTY C-ROL I/S TH 3MM/MORE	3262	3658	1895	11266
720926 S.QLTY I/S C-ROL TH>1MMBUT<3MM	102714	344113	154355	425369
720927 S.QLTY I/S C-ROL TH 0.5 MM-1MM	335982	885202	133794	797741
720928 S.QLTY I/S COLD-ROL TH<0.5 MM	19807	74210	4481	57758
720990 S.QLTY FLT-ROL PROD I/S WD>600	255987	669307	86995	282129
721011 I/S PLAT/COAT TIN 0.5MM/> S-QU	2116	37074	1628	3543
721012 I/STL PLAT/COAT TIN<0.5MM S-QU	620519	1840176	636977	1655542
721020 FR I/NA-S P/C LEAD TH600mm S-Q		18278		
721030 FR I/NA-S ELECTRO P/C ZINC S-Q	898549	2785310	651650	1814881
721041 FR I/NA-S P/C ZINC CORRUGA S-Q	1989	36188		13428
721049 OTH FR I/NA-S P/C ZINC S/QLTY	1457219	3644928	1206427	3814620
721050 F-ROL I/ST COAT CHRO OXIDE S-Q	54805	317741	56697	313428
721061 FR I/NA-S P/C ALUM-ZINC AL S-Q	290154	1081457	137948	681248
721069 OTH FR I/NA-S P/C ALUM S-QUALI		80906	10547	24959

Contd.

10.11 Imports by Economic Categories (Detail)

(In Thousand Rupees)

Items	October, 2018	From July, 2018	October, 2017	From July, 2017
721070 VCM COATED SHEET TH 0.5MM/LESS	1585307	4971050	765852	4494432
721090 OTH FR I/NA-S PLASTI COTED S-Q	10591	38702	7496	165225
721113 S.QLTY H.R I/S 4 FACE W150TH4M	2660	91451	63627	98028
721114 FR I/NA-S HR WD>150 TH4.75 S-Q	14029	127336	20572	270176
721119 COLD ROLL STL STRIP TH<0.5MM	1538246	6648467	341687	1481207
721123 FR I/NA-S CR W<600 C.25% S-Q	34160	36393		4768
721129 OT FR I/NA-S CR W<600 C.25% S-Q	10319	147205	12755	98469
721190 OTH FR I/NA-S WD<600mm S-QLT	148761	460574	235343	556302
721210 F-ROL PROD I/NA STL PLATE/COAT	78	713		
721220 FRP I/NA-STL ELE-PL/CO W-ZINK	94082	217614	38613	139989
721230 FR I/NA-S P/C ZINC W<600mm S-Q	226	1036	4209	5077
721240 FR I/S PLASTIC COT W<600mm S-Q	4961	85542	666	8111
721250 FR I/NA-S OTH-WISE P/C S-QLTY	11451	33297	26225	69680
721260 FR I/NA-S CLAD WD<600mm S-QLTY				65
721310 BAR&ROD I/NA-S HR(RIBS,GRO)S-Q	43128	45276	20809	262581
721391 OT BAR&ROD HR I/S DIA<14mm S-Q	198589	631273	211409	906056
721399 OTH BAR&ROD I/S HR IN-COIL S-Q	4033	54410	27679	364274
721410 OTH BAR&ROD I/S HR FORGED S-Q	21990	31889	1996	13724
721420 FORGED BAR/ROD I/S SEC QUALITY	102141	2000828	433838	858810
721430 OTH B/ROD FREE CUT STL HR S-Q	2481	19415	9174	25739
721491 OTH B/ROD I/S HR RECT C.SE S-Q	41341	43561		
721499 OTH B/ROD I/S HR TWISTED S-QUA	420	1453		61069
721510 OT B/ROD FRE CUT STL COLD S-Q	15192	47928	7559	22703
721550 OTH BAR&ROD I/S COL-FIN S-QLTY	1115	12594	438	15919
721590 OTH BAR&ROD I/NA-S SEC-QUALITY	13078	94730	2500	16013
721610 U,I,H SECTIONS H-ROL HIGH<80MM	95	3501	739	21584
721621 L SEC H/ROL HT<80 MM 1/NA STEL	8025	311494	2728	22126
721622 T SEC H/ROL HT<80 MM 1/NA STEL				302
721631 U.SEC HT>150MM H-ROL I/NA STEL	5356	75700	5660	110480
721632 I SEC H-ROL I/NA STL HT>200 MM	18621	195726	36586	292856
721633 H SEC HT>250MM H-ROL I/NA STEL	65861	170201	83508	379669
721640 L&T SEC H-ROL HT150MM I/NA STEL	1707	46120	480	3127
721650 OTH ANGLE/SHAPE SEC HOT H/ROL	297	2278		1734
721661 ANGLE/SHAPE SEC COLD/ROLL			286	9451
721669 OTH ANGLE/SHAPE SEC I/S C-ROLL	150	417	8367	9224
721699 OTH ANGLE/SHAPE SEC IRON/STEEL	2275	20347	2588	31975
721710 WIRE OF I/S NOT PLATED/COATED	12167	48010	12859	59722
721720 WIRE OF I/S PLATED/COAT W/ZINC	11817	175880	15216	40919
721730 WIRE I/S PLA/COT,MFG AUTO TYRE	63846	224891	24722	105887
721899 OTH SEMI-FINISHED PRO ST/STEEL		1493		357
721911 F/ROL PROD ST/STEEL HR TH>10MM		14259	1189	2026
721912 COILS ST/STEL-HR TH>4.75-10MM	5799	16681	7802	22348
721913 COILS ST/STEL-HR TH>3MM-4.75MM				1171
721914 COILS ST/STEL-HR TH>3MM	3528	10578		4537
721921 COILS ST/STEL-HR TH>10MM	289	6026		71792
721922 COILS ST/STEL-HR TH>4.75-10MM	65486	176233		91337
721923 COIL S-STL W-700mm/>,TH<4mm	5860	47485	436	112090
721924 COIL S-STL W-700mm/>,TH<3mm	690	32522	408	14736
721931 COILS ST/STEL-CR-TH >4.75 MM	2212	6156	10271	33547
721932 COIL,S-STL,TH-4mm,W-700mm,CR	21339	102022	72712	113607
721933 COIL S-STL,TH-1-3mm W-700mm,CR	205734	668564	134045	654999
721934 CL,S-STL,TH-0.5-1mm,W-700mm,CR	194995	649825	98709	598529
721935 COIL,S-STL,TH<.5mm,W-700mm,CR	277377	1015431	167701	898171
721990 O SHET CIR SHAPE ALL SIZE S-ST	572898	2438453	513227	1906382
722011 F-ROL ST/STEEL H-ROL TH>4.75MM				5842
722012 FRP,S-STL,W< 600mm,TH 4 mm,HR	16488	53486		3116
722020 FRP,S-STL,W< 600mm,TH 4 mm,CR	70441	221913	65884	199630
722090 OTH FRP,S-STL,W< 600mm,TH 4 mm	24784	84875	10725	41954
722100 B&R,HR, IWC,S-STL,W-50-200 mm		411	300	300
722211 BAR/ROD ST/ST NFW H/ROL CC/SEC	34822	86307	16958	91397
722219 OTH BAR/ROD ST/ST NFW HOT/DRWN	6532	12392	2528	20630

Contd.

10.11 Imports by Economic Categories (Detail)

(In Thousand Rupees)

Items	October, 2018	From July, 2018	October, 2017	From July, 2017	
722220	BAR/ROD ST/ST NFW C/FOR,C/FIN	10634	33788	7608	29011
722230	OTH BAR/ROD OF STAINLESS STEEL	24617	92151	36673	152093
722240	ANGLE/SHAPES&SECTION ST/STEEL	21	21015	6734	41212
722490	OTH SEMI-FIN PROD OTH A/STEEL	38	2550	1661	44811
722511	GRAIN-ORIE. SIL-EL-STL.W-600MM	153633	933290	306805	638184
722519	OTH F/ROL PROD SIL-ELEC-STEEL	63887	201845	95486	267571
722530	OTH NFW HOT/ROLLED IN COILS	6255191	14875508	4928475	17457940
722540	OTH NFW HOT/ROLLED IN COIL	492512	1168377	308154	2080782
722550	OTH ALLOY STEEL NOT WORK(RDUC)		316		
722592	FLATROLLED PROD O/W ZINC PLATE	9001	15849	1192	5081
722599	OTH F/ROL PROD OTH ALLOY STEEL		77	80	16741
722611	GRAIN-ORIE. SIL-EL-STL.W<600MM	1007	25182		22273
722619	OTH FLAT ROLL\PROD SILICON E/S			267	82854
722691	OTH FLATROL PROD NETWORK HOT/R	169	6470	82	2641
722692	OTH F/ROLL PROD NETWORK COLD/R	49472	154710	32999	123235
722699	OTH F/ROL PROD OTH ALLOY STEEL	3453	15702	1290	5386
722710	BAR/ROD OF HIGH SPEED STEEL		547688		793
722790	OTH BAR/ROD H/ROLL W/COIL A/ST	891165	2480133	553010	2485171
722810	BAR/RODS OF HIGH SPEED STEEL	121	446993	2014	2265
722820	SPRING STEEL(SUP-9&EQUIVALENT)	3569	3569		7932
722830	CASE HARDENING STEEL		884253	461772	937052
722840	OTH BAR/ROD NOWORK FORGED		12022	240	8520
722850	OTH BAR/ROD NOWORK C/FOR,C/F		7875	260	3581
722860	OTH BAR/ROD ALLOY STEEL NES	7336	19467	5212	452532
722870	ANGLES, SHAPES AND SECTIONS	46183	49693	95893	107970
722880	HOLLOW DRILL BARS AND RODS		383		4679
722920	WIRE OTH ALLOY STEEL SILICOMANG		2786		
722990	OTH,WIRE OF OTHER ALLOY STEEL	14530	42612	7148	46807
730110	SHEET PILING IRON AND STEEL	184	6405	124117	135322
730120	ANGLE SHAPES & SECTIONS OF I/S	5298	12069	979	4700
730210	RAILS OF IRON AND STEEL	109447	319948	172838	735748
730230	SWITCH BLADE, CROSS-FROG P/ROD				369764
730240	FISH-PLATES AND SOLE PLATES	1081	1081		283
730290	OTHER MATERIALS JOINTING RAILS	552	3528	4424	6970
730300	TUBE/PIPE,HOLLOW PROFILE C/IRON	1568	225768	22057	60799
730411	L.P FOR OIL&GAS S-STL SEAMLESS	54888	61959	5198	107122
730419	OTH LINE PIPE I/S FOR OIL&GAS	608825	933670	95441	215834
730422	DRILL PIPE S-STL DRILL OIL/GAS	2281	3719	95	95
730423	OTH DRILL PIPE I/S FOR OIL&GAS	115516	317562	198250	1010680
730424	OTHER PIPE OF STAINLESS STEEL	7727	17525	58813	120965
730429	OTH CASING,TUBING I/S-OIL/GAS	272327	2333462	226947	1697351
730431	O- COLD-ROLLRD C.C.SEC I/N.A.S	176668	412925	55977	251605
730439	OTH CROSS SECTION OF N.A-STEEL	395977	1191914	136398	1074835
730441	COLD ROLD CR-SEC OF STAIN-STL	21642	351855	1291	122355
730449	OTH CROSS SECTION OF STAIN-STL	116428	443604	88652	431057
730451	O-C.C.SEC COLD ROL(ALLOY-STL)		582		12355
730459	O-CIR CROSS SEC OF (ALLOY-STL)	2188	24127		53676
730490	O-TUBE PIPE/HOLLOW -PRO SEAMLE	22605	618666	39519	243376
730511	LINE PIPE USED OIL/GAS WELDED	2535	11837		912188
730512	OTH LINE PIPE USED OIL GAS WLD		1484	6694	6694
730519	OTH LINE PIPE USED OIL/GAS P/L	9900	108944	2334	109061
730531	OTHER, LONGITUDINALLY WELDED			4349	4349
730539	OTHER, WELDED TUBES AND PIPES		106517	259	341
730590	OTHER, TUBES AND PIPES	3308	3514		770785
730611	L.P-WELDED OF STA-STL(OIL/GAS)	156	1598		42040
730619	OTH-LINE PIPE O/G PIPELINE I/S	45880	628761	16476	69136
730621	CAS/TUB WELDED LINE PIPE STA-S		22550	11851	93099
730629	O-CASING/TUB LINE PIPE O/G I/S	43029	75183		24239
730630	COPPER COAT MILD STL TUB-8.5MM	62377	191187	55402	362611
730640	O-WELDED C.C.SEC OF STAIN-STL	60883	275772	140298	785808
730650	O-WELDED C.C.SEC NON ALLOY-STL	8648	241925	21075	99158

Contd.

10.11 Imports by Economic Categories (Detail)

(In Thousand Rupees)

Items	October, 2018	From July, 2018	October, 2017	From July, 2017
730661 O-TUBE,PIPE WELD SQUARE C-SEC	11317	27765	5320	41660
730669 TUBE/PIPE WELD OF OTH C.C-SEC	19882	19882	231	978
730690 OTH TUBE PIPE HW-PROFILR I/STL	21087	179525	19213	94139
730711 TUBE/PIPE CAST FITINGS MR-175	48912	75815	580	6800
730719 OTH TUBE/PIPE FITING IRON/STEL	48397	219601	38383	199247
730721 FLANGES, OF STAINLESS STEEL	31606	144988	6760	29981
730722 THREADED ELBO,BEND,SLV S/STEEL	12430	37733	5450	26010
730723 BUTT WELDING FITTING STAINSTEL	1233	38973	13429	40190
730729 OTH TUBE,PIP FITTING STAINSTEL	101754	234558	69923	412969
730791 FLANGE AIR-P AGRI-TRACTOR<=80H	39590	151660	20768	156467
730792 THREAD ELBO,BEND/SLV IRN/STEEL	107727	204403	94273	254202
730793 BUTT WLEDING FITTING IRON/STEL	54116	145232	17138	85161
730799 OTH TUBE,PIP FIT IRN/STEL NEC	205958	1213245	244703	886074
730810 BRIDGES AND BRIDGE-SECTIONS	65694	67102		905
730820 TOWERS AND LATTICE MASTS	5686	1148612	898292	3906582
730830 DOR,WIN/FRAMES,TH-HOLD,FORDORS	67749	427783	2739	112847
730840 EQUIP SC-FOLD SHUT PROP PITPRO	34083	71370	25982	170244
731100 CONTAINERS FOR CNG OF IRON/STL	90639	666376	50237	323589
731210 IRON AND STEEL WIRE	158527	615207	100791	690169
731290 OTH STL CORD USEIN TYRE MFU	19057	59446	5450	33856
731300 BRABED WIRE OF I/S TNIS HOOP	9105	67187	18753	102846
731412 ENDLESS BAND MACH STEL W-CLOTH		1263	1972	6000
731414 OTH WOVEN CLOTH OF STAIN STEEL	8912	21918	5084	14907
731419 STEL CORD FAB.USED IN MNUF TYR	2230	12916	20125	59751
731420 GRIL NET FENC W/LD D=3MM MS100	2122	101039	6571	14427
731431 OTH GRL NEW FENC/WLED COTD ZNC	5300	7875	1320	3033
731439 OTH GRL NET FENCING AT INTSEC	11245	34288	678	3559
731441 OTH CLO GRL NET FENC PL/COT ZN	16026	83457	8202	49665
731442 OTH CLO GRL NET FENC PL/COT PL	2556	4575		4071
731449 OTH CLO GRL NET /FENFING	26790	100213	24729	125141
731450 EXPANDED METAL OF IRON OR STEL		21427	6995	21148
731511 ROLLER CHAIN FOR VEHICLES Ch87	87192	405613	129266	451698
731512 OTHER CHAIN, ARTICULATED LINK	30650	147407	16208	115950
731519 ADJUSTER FOR CHAIN VEH H-87.11	101254	276397	22983	80228
731520 SKID CHAIN		563	2416	3720
731581 STUD LINK		449	456	634
731582 OTHER, WELDED LINK	6046	12729	758	11069
731589 OTHER CHAIN,	4210	14466	1353	9835
731590 OTHER PARTS OF CHAIN	1515	7535	1339	16922
731600 ANCHORS,GARPNELS PARTS IRON/ST	8589	98364	5656	66607
731700 NAILS OF IRON OR STEEL	33586	183900	45994	234438
731811 COACH SCREW I/S THREADED	462	843	396	10466
731812 OTH WOOD SCREW I/S THREADED	1351	11819	7834	13643
731813 SCREW HOOKS,SCREW RING RVT I/S	283	596	39	2719
731814 SELF-TAPPING SCEWS, THREADED	9720	54332	6947	36905
731815 HIGH TENSILE SCREW&BOLT I/STEL	396224	1661259	260135	1072254
731816 HIGH TENTION NUTS IRON/STEEL	80685	262402	51590	222366
731819 OTH BOLT,NUT,WASHER,RVT I/S TH	17563	339854	15702	136491
731821 SPRING/LOCK WASHER H-TENSILE	2815	18908	2016	13549
731822 THURST WASHER FOR VEHICLE H87	9117	74592	19542	78799
731823 RIVETS, NON-THREADED	7759	37397	6437	25234
731824 COTTERS/PINS NON THREADED I/S	1737	5015	456	3884
731990 SEWING,DARNING/EMBROIDRY NEDLS	13945	58356	24410	51135
732010 LEAF-SPRING&LEAF M-CAR,H-8703	15115	52749	23181	85036
732020 HELICAL SPRINGS	24309	81616	15660	20803
732190 PARTS OF I/S,COOK APPLI&PLAT-W	32422	120576	30698	108883
732211 RADIATORS/PARTS CAST IRON E-EL	68	68		95
732219 OTH RADIATOR AND PARTS THEREOF	4377	14384	3006	11186
732490 OTHER, INCLUDING PARTS	26029	85945	9507	60629
732510 OTH CAST ARTI I/S N-MEL C-IRON	15463	33183	4273	20275
732591 GRINDING BALLS SIMI ARTI MILLS	21	6329	54858	164927

Contd.

10.11 Imports by Economic Categories (Detail)

(In Thousand Rupees)

Items	October, 2018	From July, 2018	October, 2017	From July, 2017
732619 FORGING OF CRANK SHAFT	123937	852885	129527	454506
732620 ARTICLES OF IRON OR STEEL WIRE	8471	33114	14215	46357
740500 MASTER ALLOYS OF COPPER.				4657
740610 COPER-POW OF NON-LAMELLAR STRU	2322	12217	4481	9236
740620 COPER-LAMELLAR STRUCTURE FLAKE	25291	64717	11	38827
740710 BARS OF REFINED COPPER	103051	406352	18705	142172
740721 COPPER BAR,ROD PROFIL ZINC BAS	7934	14741	6882	15574
740729 OTH BAR,ROD,PROFIL COPP ALLOYS	2166	21635	3374	23270
740811 WIRE REF COPP MAX CR-SEC DI>6M	22373	152679	126821	553042
740819 OTHER, WIRE OF REFINED COPPER	33686	199663	30857	119611
740821 WIRE OF COPPER ALLOY ZINC BASE	10760	19563	11078	17618
740822 WIRE OF COPPER ALLOY NICK BASE	3390	8654	2411	2600
740829 OTH WIRE OF COPPER ALLOYS ETC	20	6519	4143	13603
740911 PLAT,SHEET,STRIP REF COPP COIL	16120	39453	24707	85478
740919 OTH PLAT SHEET&STRIP REF COPP	2508	3204	1821	5133
740921 PL,SH&STRIP COPP ZINC BAS COIL	16124	77512	12562	65273
740929 OTH PL/SH/STRI COPP ZINC BAS	928	30809	96	34036
740939 OTH PL/SH/STRIP COPP TIN BAS-C	311	311		2546
740940 PL/SH/STRIP COPP NICKLE BASE				11
740990 PL/SH/STRIP OTH COPP ALLOYS NS	37521	39976	597	2598
741011 FOIL REFINED COPP NOT BACKED	98139	365130	90179	320047
741012 FOIL OF COPP ALLOYS,NOT BACKED	61725	257726	48104	218058
741021 FOIL OF REFINED COPPER,BACKED	423	22404	8810	18168
741022 FOIL OF COPPER ALLOYS,BACKED		395		
741110 CAPILLARY TUBE 2.25 MM R-COPER	173878	613160	122351	653514
741121 TUB&PIPE COPP ZINC BAS ALLOYS	3318	7017	21	6764
741122 TUB&PIPE COPP NICKLE BAS ALLY		243		
741129 OTH TUBE&PIPE OF OTH COPP ALLY	764	3931	340	5585
741210 COPP TUBE/PIPE FIT REF COPPER	407	5624	414	6262
741220 COPP TUBE/PIPE FIT COPP ALLOYS	28707	74062	5460	13385
741300 STANDARD WIRE,CABL PL-BAND-NEI	1474	222139	3455	103518
741510 NAIL,TACK,DRW-PIN,STAPL,S-ARTI		59	1068	1998
741521 WASHERS/INCL SPRING WASH N-THR	575	1494	293	1559
741529 OTH NOT THREADED ARTI COPPER	1017	6555	53	2445
741533 OTH THRD SCREW,BOLT,NUT COPPER	231640	234538	12	70668
750400 NICKEL POWDERS AND FLAKES.	3765	16946	3521	7635
750512 BAR,ROD,PROFILE NICKLE ALLOYED	199	1468		2615
750521 WIRE OF NICKEL, NOT ALLOYED	339	1328		
750522 WIRE OF NICKEL, ALLOYED	3765	13151	8570	18297
750610 PLAT,SHET,STRIP,FOIL NICK N-AL	9614	9614		4
750620 PLAT,SHET,STRIP FOIL NICK ALOY	43	849		149308
750711 TUBE&PIPE OF NICKEL NOT ALLOYD		6146		
750712 TUBE & PIPE OF NICKEL ALLOYED		1559		5029
760200 ALUMINIUM W/SCRAP OF AUTO PART	774645	3435610	599695	2348171
760310 ALUM POWDERS.NON-LAMELLAR STRU		6736		6253
760320 ALUM FLAKES-LAMELLAR STRUCTURE	8528	23674	1608	17308
760410 BARS,OF ALUMINIUM, NOT ALLOYED	22280	81185	23078	51117
760421 HOLLOW PROFILES OF ALUM ALLOYD	5093	11671	2408	12725
760429 BAR ROD OF ALLUMINIUM ALLOYED	12508	76478	11530	70114
760511 ALMU WIRE N-ALLOY MAX DIA>6MM		4919	11322	43970
760519 OTH ALUMINIUM WIRE NOT ALLOYED	15040	37663	5098	45241
760521 ALUM WIR ALLOY MAX CRS DIA>7MM	1309	2657	571	1842
760529 OTH ALUMINUM WIRE, ALLOYED	12938	100280	13705	88117
760611 RECTANGLE&SQUARE ALUM NOT ALLY	118534	261276	13455	73862
760612 RECTANGULAR/SQ ALUM MOTALLOYED	234943	1170852	183978	611383
760691 ALUM SHEET NOT ALLOYS ANODIZED	25860	92349	3120	43341
760692 ALUM SHEET ANODIZED ALLOYS C-D	17527	153294	3743	81708
760711 ALUM FOIL ROLLED N-WORK/BACKED	437375	1475920	351252	1056316
760719 ADHESIVE TAPE	221432	846505	167558	630643
760720 ALUMINUM FOIL, BACKED	227860	874455	147396	628623
760810 TUBE, PIPE OF ALUM NOT ALLOYED	85	1501	1836	14259

Contd.

10.11 Imports by Economic Categories (Detail)

(In Thousand Rupees)

Items	October, 2018	From July, 2018	October, 2017	From July, 2017
760820 TUBE, PIPE OF ALUM ALLOYED	50168	134406	12286	61240
760900 ALUM TUBE,PIPE FIT(COUP/ELBOW)	1561	6645	589	7162
761010 DOORS,WINDOW, FRAMS,THRESHOLDS	23856	212021	81125	210381
761300 AEROSOL CANS VALVES&COVERS ALU	3006	7083	1991	6408
761410 STAND WIR,CABL PL,ALU S-CORE		3426	52187	83014
780200 LEAD WASTE AND SCRAP.	721	76013		
780419 OTHER , LEAD PLATES		6230	8	16204
790310 ZINC DUST(BLUE POWDER)	8381	20143	2728	13360
790390 OTHER ;ZINC POWDER AND FLAKES		1		
790400 ZINC WIRE	838	24947	9135	20361
811300 CERMETS&ARTICLE INCL WAS/SCRIP	29	453		8
820110 SPADES AND SHOVELS	8234	14323	25836	59970
820130 MATTOCKS, PICKS, HOES & RAKES				227
820140 AXES,BILLS HOOKS&SIMI HEW TOOL	259	455	6	272
820150 SECATEURS&ONE-HAND PRUNERS SHR	130	516	47	47
820160 HEDGE SHEARS, TWO-HAND PURNING	540	1336		236
820190 OTH HAND TOOL AGRICUL,HORTICUL	559	3132	321	2785
820210 HAND SAWS	9872	31996	7282	39573
820220 BAND SAW BLADES	3329	15744	5251	14002
820231 CIRCULAR SAW BLADE WITH STEEL	12218	50755	6548	45061
820239 OTH CIRCULAR SAW BLADE,O/MATER	9119	42015	9668	42630
820240 CHAIN SAW BLADES	985	4013	1990	7382
820291 STRAIGHT SAW BLADES,WORK METAL	176	1859	786	971
820299 GINSAW BLADE	7196	40003	7507	67528
820310 FILES, RASPS & SIMILAR TOOLS	12116	28947	12443	28467
820320 PILERS,PINCERS,TWEESZERS S-TOL	35163	114122	32511	122118
820330 METAL CUTTING SHEARS&SIM TOOLS	703	5286	1251	3315
820340 PIPE CUTTERS BOLD CROPPERS,ETC	4542	17104	2442	18722
820411 NON-ADJUS H-OPER SPANER,WRENCH	83431	229668	41137	157572
820412 ADJUSTABLE H-OPER SPANER,WRENC	50569	170187	44902	145707
820420 INTERCHANGEABLE SPANNER SOCKETS	25526	54379	9436	28531
820510 DRILLING,THREADING TAPPING TOL	2242	30762	1881	17928
820520 HAMMERS AND SLEDGE HAMMERS	10175	48618	4078	22033
820530 PLANES,CHISELS,GOUGE WOOD WORK	1883	4405	1265	5668
820540 SCREW DRIVERS	23296	71043	22653	91074
820551 OTHER HAND TOOLS H-HOLD N.E.S.	13944	41189	2760	25987
820559 OTH HAND TOOL(GLAZZIER DIMOND)	37192	108157	29350	101273
820560 BLOW LAMPS		126		19
820570 VICES, CLAMPS AND THE LIKE	11302	20054	3223	16973
820590 SETS OF ARTI.TWO/MORE,SUB-HEAD	3337	25136	12941	44530
820600 TOOLS FOR M-CARS H-8703 R-SALE	12632	51991	30204	74279
820713 ROCK DRILLING,EARTH BORING TOL	15933	24366		4018
820719 OTH INC PARTS ROCK DRIL,E-BORI	183422	455327	227560	726320
820720 DIES FOR DRAWING/EXTRUD METAL	44962	135822	25635	55493
820730 TOOL FOR PRESS, STAMPING/PUNCH	86659	1635276	283635	713698
820740 TOOLS FOR TAPPING OR THREADING	7233	15004	1982	10916
820750 TOOL DRIL O/T ROCK/PST DRILL	79442	253252	46221	180565
820760 TOOLS FOR BORING OR BROACHING	5627	15171	431	20357
820770 TOOLS FOR MILLING	4302	27973	9616	19625
820780 TOOLS FOR TURNING	3147	17567	8097	28462
820790 OTH INTERCHANGEABLE TOOLS	146337	402748	86418	612650
820810 KNIVS&CUTING BLADE METAL WORK	4797	26838	5557	20066
820820 KNIVS CUTING BLADE WOOD WORK.	1698	7260	3123	6528
820830 KNIVS&CUTING BLADE KITCHEN APP	6953	25416	6212	26563
820840 KNIVS&CUTING BLADE AGRI HORT	12269	45491	5023	38097
820890 OTH BLADES/KNIVES PAPER MACH	48408	241908	56345	197341
830260 AUTOMATIC DOOR CLOSERS	5272	34822	6241	33655
831190 OTH WIRE&RODS AGGLOMTR B/METAL	46653	155078	19636	75980
840140 PARTS OF NUCLEAR REACTORS	7949	62107		2091825
840211 W/TUBE BOILER S/PROD-45-350T/H	287730	2027017	6840071	20476510
840212 WATERTUBE BOILER S/PROD-45T/H	56314	416025	56553	222436

Contd.

10.11 Imports by Economic Categories (Detail)

(In Thousand Rupees)

Items	October, 2018	From July, 2018	October, 2017	From July, 2017
840219 FIRE TUBE BOILERS	189370	199981	8077	189567
840220 SUPER-HEATED WATER BOILERS				68340
840290 PARTS MACH H-8402.1190	17549	1490124	165885	1967157
840310 BOILERS	10371	15494	6007	11144
840390 PARTS CENTRAL HEATING BOILERS		5338	56311	59329
840410 AUXILIARY PLANT FOR BOILER	89710	237154		627378
840420 CONDENSERS STEAM/VAP POW UNIT	5896	1292784	104374	817299
840490 PARTS MASHINE H-8404.1000	12831	281481	100995	901876
840510 PRODUCER WATER GAS GENERATORS	1053	128209	4050	35580
840590 PART PROD GAS WATER GENERATOR		7596	5995	8219
840681 OTH TURBINE OUTPUT EXCEED 40MW	60637	555832	3669324	4656899
840682 O-TURBINE OUTPUT NOT EXC 40MW	147611	795560	232494	1576729
840690 PARTS OF STEAM TURBINES	162199	2302490	35555	582979
840710 AIRCRAFT ENGINES	144281	965348	8431	538657
840721 OUTBOARD MOTORS	31694	148607	69546	210529
840729 OT MARINE SPARK-IGN-ROTRY ENG.				893
840731 RECIPROCA P-ENG-50CC VEH-8711	56	4387	6095	20668
840732 RECIPRO PE 50-250CC VEH-H-8711	54140	282626	81389	354473
840733 RPE ENG-250-1000 CCH-8703,8704	3688	31873	10022	29759
840734 PISTON ENG CAPACITY EX1000CC	21587	96273	57292	176922
840790 GAS ENGINES	214963	456828	73907	320635
840810 MARINE PROPULSION ENG-DIESEL	3381	7394		3264
840820 DIESEL ENG,AGRI-TRACTOR H-8701	63764	267336	163753	423822
840890 OTH ENGINES	345920	1229327	195310	923092
840910 PARTS FOR AIRCRAFT ENGINES	170	800	3168	46428
840991 CYLIND,BLOCK. ENG- VEH-H-8711	1587151	6119271	1247099	4932757
840999 OTH RING&PISTON FOR VEH CH-87	722272	2864139	817966	3460363
841011 HYD,TURBINE,WATER WHEEL-1000KW	659	26252		31947
841012 HYD,TURBN W/WHEEL1000-10000KW		430823	13312	392594
841013 HYD TURBINE,W/WHEEL>10,000KW	719383	1853799		11867
841090 PARTS FOR MACH HEAD-8410.1100	193113	600312	218198	1448501
841112 TURBO-JET THRUST EXCEED25KN				68699
841121 TURBO-PROPLER NOT EX 1100KW				2666
841181 OTH GAS TRBIN NOT EXCD 5,000KW	151098	4367699		
841182 OTH GAS TURBIN EXCE-5,000KW	430836	1503570	126168	398524
841191 PARTS TURBO-JET /PROPELLERS			485	485
841199 OTH, PARTS OF GAS TURBINES	1212102	3428139	1053924	7120442
841210 REACTION ENG OTH THAN TURB-JET		333		
841221 LINEAR ACTING,HYD ENGINE&MOTOR	6547	43765	10551	35130
841229 OTH, HYDRAULIC POWER ENG&MOTOR	25307	205777	27394	112317
841231 LINERA ACTING,PNEUMATIC P-ENG	10451	37735	3477	19540
841239 OTH, PNEUMATIC ENG & MOTOR	7563	35894	7735	32052
841280 WIND ENGINE (WIND MILLS).	68	1884	635	8012
841290 PART MAC H-8412.3900,8412.8010	26255	208229	80376	110804
841311 PUMPS FOR DISPENSING FUEL/LUB	193418	467734	28087	584163
841319 PUMPS FOR DISPENSING CHEMICALS	46328	179393	20651	530143
841320 HAND PUMP O/THN H-841311,19	6511	17832	5680	9177
841330 DIESEL FUEL INJET PUMS VEH-87	197103	1258886	303912	1417871
841340 CONCRETE PUMPS	8578	49052	33924	90959
841350 OTH POSITIVE DISPLACEMENT PUMP	23850	71603	14994	406571
841370 841360	52358	478157	24053	101468
841370 SUBMERSIBLE PUMPS	803158	3921093	438745	2326181
841381 OTH PUMPS	48443	144093	13207	838406
841382 LIQUID ELEVATORS	4896	14935	755	1640
841391 ST.STEEL IMPELLERS OF PUMPS	222395	1481300	232885	1439311
841392 PARTS OF LIQUID ELEVATORS PUMP	304	7679	9059	11664
841410 VACUUM PUMS	33156	200061	28040	107667
841420 HAND/FOOT OPERATED AIR PUMS	20142	50173	7427	31938
841430 COMPRESSOR NON CFC/HFC GASES	1310582	5625870	884163	4718567
841440 AIR COMPRESSORS MOUNTED W/CHAS	169156	350399	37757	168622
841451 CEILING FAN	24096	134965	39770	539809

Contd.

10.11 Imports by Economic Categories (Detail)

(In Thousand Rupees)

Items	October, 2018	From July, 2018	October, 2017	From July, 2017
841459 BLOWERS INCL PORTABLE TYPE	79982	388594	88526	682882
841460 HOODS MAX-HORIZONTAL SIDE120CM	8710	90923	21169	122820
841480 PISTON TYPE AIR COMPRESSORS	726110	1819919	1163810	3664540
841490 PART MACH H-84141000,8414.3010	287333	2726752	283079	1536502
841510 WINDOW/WALL TYPE AC/SPLIT SYS	182514	883843	137678	1225110
841520 AC MACH FOR MOTOR-CARS H-8703	796	15334	6927	13779
841581 O-AC INCOR REFRIG UNIT VALVE-RE	38935	54433	2452	9025
841582 O- AC INCOR REFRIGIRATING UNT	26271	55832	102976	943095
841583 O-AC NOT INCROPO REFRIG UNIT	28031	259032	21960	344654
841590 EVAPORATOR COATED/ENAM VEH-87	822580	2751710	370596	1798371
841610 FURNACE BURNERS LIQUID FUEL		1290	178	4457
841620 OTH FURNAC BURNER INCL COMBINT	9079	117742	7180	124834
841630 MECHANICAL STOKERS GRATES ETC	19956	205530	39235	292221
841690 PART OF BURNRS&FURNACES	15811	58589	11432	44280
841710 KILINS (FURNACE OVEN)	421918	2865318	512229	2100502
841720 BAKERY OVENS INCL BISCUIT OVEN	6083	199106	16549	191389
841780 OTHER FURNANCE AND OVENS INDUS	34247	362114	259544	533425
841790 PART OF INDUSTRIAL LAB FURNACE	33082	161261	9916	146909
841810 COMBINED REFRIG-FREEZE W-DOORS	39075	121924	40002	223326
841821 REFRIGES H-HOLD COMPRESS TYPE	14128	63869	92849	237318
841829 OTH REFRIGERATOR HOUSHOLD TYP	2224	17128	9128	177277
841830 FREEZERS CHEST TYPE-800 I CAPA	553	40672	6590	46492
841840 FREEZERS UPRIGHT TYP-900 ICAPA	313	49653	587	68013
841850 O-FURNI-STORAGE,DISPLY FRZ EQU	2163	77552	29811	94824
841861 HEAT PUMPS O/T AC MACH-H-8415	883	5206	437	88271
841869 MILK CHILER ABOVE 3000 LTR CAP	421995	2058146	257354	1003721
841891 FURNITURE REFRIG FREEZING EQPT	2716	15458	1761	8034
841899 EVAPORATORS(ROLL BOND TYPE)	348354	1841048	227626	1535409
841911 INST GAS WATER HEATERS NON-ELE	142022	352431	157373	390310
841919 O-INST STRAGE WATER HETER N-EL	12499	13635	1737	64343
841920 MEDICAL SURGICAL LAB STERILISE	104600	322975	25360	100137
841931 DRYERS AGRICULTUL PRODUCTS	46725	230980		18867
841932 DRYERS WOOD PAPER PULP P/BOARD	32529	43019	33911	71461
841939 OTHER DRYERS	192774	380311	83007	547326
841940 DISTILLING RECTIFYING PLANT	7429	91122	489	9004
841950 HEAT EXCHANGE UNITS	58965	1691699	43570	7844525
841960 MIST ELIMINATOR	2402	200117	19515	263738
841981 O-MACH FOR MAKING H-DRINK/FOOD	142642	240854	29060	262278
841989 COOLING TOWERS	2310844	4437350	509875	3711937
841990 PART DRYERS,AGRI,AIR GAS MACH	146651	422991	103475	549548
842010 CALENDERING OTH ROLL MACHINES	10975	35962	18931	57994
842091 CYLINDER(FOR CALENDERING MACH)	374	5613	1072	7916
842099 OTH PART OF CALENDER MACHINE	8190	56613	18250	42879
842111 CREAM SEPARATORS	228	551		692
842112 CLOTHES-DRYERS	251	58091	18977	48040
842119 OTH CENTRIFUGES INCLUDING DRYR	68166	299749	795303	1181635
842121 FILTERING PURIFY MACH&APARATUS	503640	1807160	516131	1768417
842122 FILTERING MACH FOR BEVERAGES	10219	13729	15979	17631
842123 OIL FILTER M-VEH H-8703,4,8711	81195	293369	56988	248643
842129 OTH FILTER MACHS APPARATUS NES	86609	544704	190912	1066967
842131 INTAKE AIR FILTER CARS H-8703	73735	289400	76683	317093
842139 FILTER DRIER NON CFC REFRIG GAS	352748	1290653	326731	1429534
842191 PART MACH H-842111&84211900	102627	554908	265227	501034
842199 PAR MA H-8412.3910,.3920,.3930	112924	646476	296367	1530562
842211 DISH WASHING MACHINE HOUSEHOLD	657	6386	1179	11346
842219 OTHER DISH WASHING MACHINE	9230	17457	162	5020
842220 MACH CLEANING/DRYING BOTTLE	5258	20542	524	33826
842230 MACH FILLING/CLOSING BOTTLES	1235095	3049847	510181	2232085
842240 OTH PACKING WRAPPING MACHINE	1076354	1707462	571464	1562223
842290 PARTS DISH WASHING MACHINE	280191	760831	257950	639213
842310 PERSONAL WEIGHING MACHINES	10455	28705	5099	36906

Contd.

10.11 Imports by Economic Categories (Detail)

(In Thousand Rupees)

Items	October, 2018	From July, 2018	October, 2017	From July, 2017
842320 SCALES FOR CONT WEIGHING GOODS	440	34082	231	29129
842330 CONSTANT WEIGHT SCALES/HOPER		2736	2799	20286
842381 OTH WEIGHT MACHINERY-30KG	15659	55907	10302	34479
842382 OTH WEIGHT MACH CAP-30-5000KG	37925	259832	20119	110868
842389 OTH WEIGHING MACHINERY	22317	171089	6800	26411
842390 WEIGHT MACH WTS ALL KINDS&PART	15075	54082	5940	60603
842410 FIRE EXTINGUISHERS W/N CHARGED	113039	602728	23252	417710
842420 SPRAY GUNS& APPLI AGRICULTURE	174011	934116	31826	368055
842430 STEAM,SAND BLAST,JET PROJ MACH	34340	86250	5613	58560
842441 AGRI PORTABLE SPRAYERS		627		290
842449 OTH AGRI/HORTI SPRAYERS	887	1567	8	761
842482 OTH AGRI. & HORTI APPLIANCES	67656	282793	64609	179865
842489 OTH APPL PROJ/DISPERS/SPRY LQD	375951	839107	20300	1151764
842490 PART MAC H-8424.2010,3000,8100	87394	399652	32971	137119
842511 PULLEY/HOISTS ELECT POWERED	39621	218232	28726	117634
842519 O-PULLY/HOISTS/WINCH/CAPSTANS	20591	69694	8202	84231
842531 WINCH CAPSTAN POWER E/MOT	3271	20287	8389	16430
842539 WINCHES CAPSTAN	9112	34121	47893	117263
842541 BUILT IN JACKING SYSTEM GARAGS	4447	34331	485	14226
842542 OTH JACKS AND HOISTS HYDRAULIC	792824	911023	24275	166566
842549 OTH MECHANICAL HANDING EQUIPMT	1675	20294	1482	10449
842611 OVERHEAD-TRAVELING-FS-C-400MT	410465	913531	24467	324404
842612 MOBILE LIFT FRAM ON TYRE-20 T		45194	38546	631170
842619 CRANES LIFTING CAP UPTO 400 MT	48847	56356	46123	1628966
842620 TOWER CRANES	238838	298397	65565	390594
842630 PORTAL OR PEDESTAL JIB CRANES		8345	157	157
842641 O-MACHINERY SELF PROP ON TYRES		40497	71420	280040
842649 OTH MACHINERY SELF PROPELLED	22488	88424	129512	1259482
842691 O-MACH DESIGED MOUNT ROAD VEH		13891		12798
842699 OTH MACHINERY NOTSELF PROPELED		6926	1699	3951
842710 SELF PROPELL TRUCK WITH EL MOT	72573	283187	76462	229352
842720 FORK LIFT TRUCK CAPAC-NOT>3-T	118261	478986	118888	925593
842790 OTH WORK TRUCK LIFT/HAND EQUIP	5337	95662	4249	143873
842810 PANSSSENGER LIFT	372884	1184530	219907	1046218
842820 PNEUMATIC ELEVATORS&CONVEYORS	1595	100958		24221
842832 OTH ELEVATOR/CONVEYOR BUKT TYP	10456	70862	8712	110188
842833 OTH ELEVATOR/CONVEYOR BLT TYPE	401056	2042729	10267	152667
842839 ELEVAT/CONVEYORS-CEMENT PLANT	289693	2533428	308188	827893
842840 ESCALATORS & MOVING WALKWAYS	15293	404178	353132	1045054
842860 TELEFERICS CHAIR-LIFT,F/FURNIC	3446	10691	1719	6285
842890 HYDRAULIC LIFT ASS AGR-TRACTOR	406244	1212606	303464	659515
842911 TRACK LAYING BULDOZER/ANGLDOZR		135825	83550	397439
842919 0-BULDOZR/ANGLEDRO/TRACK LAYIN		201774	69954	546716
842920 GRADERS AND LEVELLERS	215228	276890	134438	429702
842930 SCRAPERS		216	248	248
842940 TAMPING MACHINE & ROAD ROLLERS	45892	223020	459799	1451974
842951 FRONT-END SHOVEL LOADERS	198741	844259	297013	1403510
842952 MACHINERY 360 REVOLVG S/STRUTE	100631	128787		107661
842959 OTH MECHANICAL SHOVALS EXCAVOR	387735	2350939	1449311	5131142
843010 PILE-DRIVERS /EXTRACTORS		5607		28496
843020 SNOW-PLOUGHS AND BLOWERS			4779	4779
843031 SELF-PROP COAL ROCK CUTTER		20083		42564
843039 OTH SELFPROP COAL/ ROCK CUTTER	4872	20949	1076	5644
843041 OTH BORS SINK MACH SELF-PROPEL	20107	239418		98217
843049 OTH BOR/SINK MACH NOT SELFPROP	226417	4444160	1317688	1996363
843050 OTH MACHINERY SELFPROPELLED	222293	333897	15860	30348
843061 TAMP COMPACT MACH NOT SELFPROP	6993	18495	5897	29010
843069 OTH MACHINERY NOTSELF-PROPELED	65477	89587	12504	53175
843110 PARTS MACHINERY HEADING 84.25	1453	70600	64169	85215
843120 PARTS MACHINERY HEADING 84.27	23675	54875	19305	49180
843131 PARTS OF LIFT SKIPHOIST&ESCALT	63427	191902	28709	136223

Contd.

10.11 Imports by Economic Categories (Detail)

(In Thousand Rupees)

Items	October, 2018	From July, 2018	October, 2017	From July, 2017
843139 OTH PARTSLIFT/HANDLE/LOAD MACH	144300	881299	80993	546559
843141 BUCKETS SHOVELS GRABS & GRIPS	3677	6771	11208	34658
843142 BULDOZER OR ANGLEDZOZER BLADES	623	1620		1789
843143 PARTS BOR/SINK MACHINERY	244379	1291870	129457	1182782
843149 PART MACH HEAD 84.26.84.29-30	446654	2041378	318125	1549897
843210 CHISEL PLOUGHS		993	93	651
843221 DISC HARROWS		1233		7732
843229 CULTIVATORS		4968	2805	4191
843231 NO-TILL SEEDER,PLANTER,TRANS	5987	11602	102	2798
843239 OTH SEEDER,PLANTER, TRANS	1745	4400	161	3685
843241 MANURE SPREADERS		101	157	1491
843242 FERTILISER DISTRIBUTORS		2719		
843280 ROTAVATORS	9148	152649	45305	104063
843290 PARTS AGR HERTICULTURAL MACHIN	61494	133153	24257	105743
843311 LAWN MOVER PARKS/SPORTS GROUD	336	868	241	516
843319 OTH MOVER LAWN PARKS SPORTGOOD	590	4062	4795	5560
843320 OTH MOWERS INCLUDING CUTER BAR	305	5275		21331
843330 OTH HAYMAKING MACHINERY	947	8987	877	4990
843340 STRAW BALER INCL PICK-UP BALER	11855	44720	14630	69220
843351 COMBINE HARVESTER-THRESHERS	194053	733341	54562	492057
843352 OTH THRESHING MACHINERY		1759		80067
843359 OTH HARVESTING MACHINES	36429	84567	14261	67746
843360 MACH CLEAN SORT EGG FRUT AGPRO		331916		6572
843390 PARTS MACH CLEAN/SORT EGG ETC	9903	53280	18640	44502
843410 MILKING MACHINES	7363	23763	3267	18396
843420 DAIRY MACHINERY		29283	4310	90440
843490 PART MILKING/DAIRY MACHINERY	5176	32799	18202	41494
843510 MACH FOR BEVERAGE MANUFACT		3964		6714
843590 PART OF JUICE EXTRACTING MACHI				444
843610 MACHRY PREP ANIMAL FEED STUFS	2314	69796	8963	202149
843621 POULTRY INCUBATORS & BROODERS	67999	82214	11271	12449
843629 OTH POULTRY KEEPING MACHINERY	454020	1793711	222176	730452
843680 OTH MACHINERY	996	18852		1138
843691 PARTS POULTRY KEEP MACH BRODER	834	8516	5842	16963
843699 OTH PARTS AGR/HORT MACHINERY	21794	47114	24014	90039
843710 MACH CLEAN SORT GRAD GRAIN/VEG	149238	404453	55433	251386
843780 OTH MACH FOR CEREALS	129682	442370	115802	354810
843790 PARTS MACHINE USE MILLINDUSTRY	56056	141787	47159	162207
843810 BAKERY MACH MFG MACARONI SPGTI	325793	1069692	420757	2337778
843820 MACH MANU CONFECTIONERY COCA	12154	304188	125340	191215
843830 CRSUHERS FOR SUGARCANE	1480	38201	680	6820
843840 BREWERY MACHINERY		149		275
843850 MACH PREPARATION MEAT/POULTRY	31124	218003	28714	70590
843860 MACH PREP OF FRUITS/NUTS/VEG.	2899	429663	1132	94170
843880 OTH MACH FOR CEREAL FOOD MANF	295324	553600	15823	236678
843890 PARTS MACH H-843830000&84384000	30308	140365	85231	282223
843910 MACHINERY M/PULP FIBROUS MATAL	31846	75562	11756	31847
843920 MACHINERY MAKE PAPER P/BOARD	5071	181260	10298	110465
843930 MACHINERY FINISH PAPER P/BOARD	8721	76153	2689	78291
843991 PARTS MACHIN PULP FIBROSMATERL	15290	43737		25935
843999 OTH PARTS MACHIN PAPER P/BOAD	190739	559900	111461	190842
844010 BOOK-BIND&BOOK-SEWING MACHIN	1053	37982	12854	97904
844090 PARTS BOOK BINDING MACHINERY	19	769		74
844110 CUTTING MACHINES	202085	397006	21432	174137
844120 MACH MAKE BAGS SACKS/ENVELOP		14990		711013
844130 MACHI MAKE CARTONS BOX TUBE		7399	18825	84350
844140 MACH MOULDING ARTI PAPER PULP	4194	115609	14931	65735
844180 OTH MACH FOR MAKING P&P/BOARD	36286	50755	1151	109387
844190 PART MAC H-8441.1000,8441.4000	7790	44497	8024	55750
844230 PRINTING MACH, APATUS&EQUIPMEN		18154	5389	58339
844240 PARTS OF THE FOREGOING MACH	1565	3546	636	5394

Contd.

10.11 Imports by Economic Categories (Detail)

(In Thousand Rupees)

Items	October, 2018	From July, 2018	October, 2017	From July, 2017
844250 PLATE ,CYLINDER/PRINT COMPONE	20900	60049	16776	61657
844311 OFF SET PRINT MACHIN REELFED	7822	12267	6180	110087
844312 SHEET FED,OFFICE TYPE S-22&36	348	739	1376	13249
844313 OTH OFFSET PRINTING MACHINERY	42912	724825	127748	602804
844314 LETTERPRESS PRI-MACH REEL FED	14671	21502	158	22413
844315 LT-PRESS P-MACH O/T R-FED,FLEX		796		
844316 FLEXOGRAPHIC PRINTING MACHIN	421	26384	16024	106877
844317 GRAVURE PRINTING MACHINERY	171342	604380	50175	166183
844319 HOT STAMPING MACHINES	533412	1751007	356558	1201639
844331 FAXPRINTERS &COPIERS COMBINED	67685	198516	66539	194007
844332 DOT MATRIX PRINTER FOR DP MACH	160446	632459	165607	628923
844339 PHOTOCOPYING APPA FOR DP MACH	79764	349623	98246	392318
844391 PART P-MACH PRINT BY PLATE/CYL	34497	129785	21104	94816
844399 AUTOMATIC DOC FEEDER OF COPIER	217381	520427	102527	419386
844400 MAC EXTRUD CUT M-MADE TEX-MATE	28380	237490		138631
844511 CARDING MACHINES	407190	1154260	375731	850208
844512 COMBING MACHINES	87390	324748		456132
844513 DRAWING /ROVING MACHINES	322049	717850	166454	922861
844519 OTH BLOW ROOM MACHINERY	322439	434974	60834	505351
844520 TEXTING SPINNING MACHINES	521880	3283217	912790	3677794
844530 TEXTILE DOUBLING OR TWIST MACH	65639	255034	38613	112621
844540 WEFT WINDING MACHINE	136239	674174	474036	1603690
844590 OTH MACH, TEXTILE FIBRE	324445	792291	368803	1382307
844610 WEAVING MACH FAB WD-NOT>30CM	5455	7443		1787
844621 POWER LOOM WEAV FAB EXCED 30CM	32557	32557		19930
844629 OTH WEAVING MACHINES(LOOMS)	149479	293032	34423	475411
844630 WEAV MACH FAB >30CM SHUTTLES	371486	2059634	1069562	2033028
844711 CIRCULAR KNIT MACH DIA-165MM	535259	1036925	11601	89966
844712 CIRCULAR KNIT MACH DIA>165MM	38452	289679	15432	225680
844720 FLAT KNIT MACH STITCH-BONDING	25981	81898	11631	97929
844790 MULTI HEAD EMBROIDERY MACHINES	362675	1733330	404014	2022352
844811 DOBBIES JACQUARD COPY ETC MACH	133342	247020	84219	102486
844819 OTH AUXILARY MACHIN HD84.44-47	37774	446403	62441	698697
844820 PARTS&ACCESORIES MACH H-84.44	16293	56258	14550	42200
844831 TOPS & FLATS CARD CLOTHING	159001	486300	103953	421533
844832 PART ACCESORY MACH TEXT FIBRE	7737	19577	8577	23979
844833 SPINDLE FLYER RING TRAVLLERS	121801	474183	103483	412603
844839 OTH PARTS&ACCESSORIES 84.45	140974	580673	127012	626828
844842 REEDS FOR LOOMS	12594	61570	30562	98956
844849 SHUTTLES	112207	273201	65372	246782
844851 SINKERS NEEDLES & OTH ARTICLES	31670	105102	46453	145835
844859 PART ACCESSORY MACH HEAD 84.47	16380	96998	29187	148919
844900 MACH MFG FINISH NON WOVENS	735	47975		19638
845011 WASHING MACH FUL-AUTO NOT>10KG	65637	240565	132540	446627
845012 O-MACH BUILT-CENTRIFUGAL DRIER	21089	33695	59013	95713
845019 O-MACH DRY LINE CAPA -NOT>10KG	7491	136857	16204	37975
845020 MACHINE DRY LINE CAP EXCE10KG	3212	23722	1063	40426
845090 PARTS FOR H/HOLD WASH MACHINE	61246	288571	16025	99442
845110 DRY-CLEANING MACHINES	24269	172993	665	7386
845129 OTH DRYING MACHINES	78071	379999	170725	361640
845130 IRONING MACHINES & PRESSES	14656	37139	11887	75771
845140 WASHING MACHINE	198329	858519	336965	860488
845150 REELING UNREEL FOLDING ETC MAC	29179	62592	52509	188784
845180 COATING/ LAMINATING MACH	730654	1633728	519690	2037829
845190 PARTS FOR DRY CLEAN/DYING MACH	23840	181472	33425	167815
845210 SWING MACH H-HOLD CKD/SKD COND	8020	50440	11131	53604
845221 AUTOMATIC UNITS SEWING MACHINE	5940	36431	33964	116481
845229 OTH SWING MACHINES	311711	1087755	340506	1054593
845230 SEWING MACHINE NEEDLES	19994	59513	17993	59068
845290 FURNITURE,BASES COVER SEWI MAC	29420	127377	21114	121649
845310 MACH PREP,TANN HIDE,SKIN LEAT	36369	80048	3126	164152

Contd.

10.11 Imports by Economic Categories (Detail)

(In Thousand Rupees)

Items	October, 2018	From July, 2018	October, 2017	From July, 2017
845320 MACH MAKING/REPARING FOOTWEAR	20659	133802	53216	179020
845380 OTH MACH REPAR H-SKINS/LEATHER	6602	11287	1235	3732
845390 PARTS OF MACH TANNING,FOOTWEAR	6009	29981	14457	41672
845410 CONVERTERS		528	334	10066
845420 INGOT MOULDS & LADLES	1107	40243	1620	9851
845430 CASTING MACHINES	149203	523824	91436	235645
845490 PARTS OF CONVERTERS LADLES ETC	27929	120792	13712	85483
845510 TUBE MILLS	110492	130719	6460	73513
845521 HOT/COMBIN HOT&COLD ROLING MIL	123110	613043	31979	176899
845522 COLD, ROLLING MILLS	548467	877437	15640	42712
845530 CAST IRON ROLE DIA NOT>91.44CM	77882	349660	2762	167330
845590 OTH PARTS METAL ROLLING MILLS	8894	222110	10653	56324
845611 MACH OPERATED BY LASER	48390	64300	3509	42826
845612 MACH OPERATED BY PHOTON BEAM	11621	14114	511	968
845620 MACH FOR DRY-ETCHING PATTERNS	203	4248	242	22227
845630 MA-TOOL OPER ELECTRO DISCHARGE	5153	33160	1526	7637
845640 MA OPER BY PLASMA ARC PROCESS	390	1783		
845690 O-MAC TOOL FOR REMOVAL OF MAT	778	11361	703	18493
845710 MACHING CENTRE FOR WORK METAL	85611	231328	30188	106401
845720 UNIT CONSTRUCTION MACH(SINGLE)		3823		10246
845730 MULTI-STATION TRANSFER MACH		2002	1746	23337
845811 HORIZONT LATH NUMERICL CONTROL	961	27918	11515	70611
845819 OTHER, HORIZONTAL LATHES	22340	185202	30954	123333
845891 OTH LATHES NUMERICALLY CONTROL	2713	68924	49409	66866
845899 OTH LATHES FOR REMOVING METALS	9468	72255	11118	302383
845910 WAY TYPE UNIT HEAD MACHINES	1929	10517	1626	12860
845921 OTH DRILL MACH NUMERICAL CONT	238	28734	16	124
845929 DRIL MACH CAP62MM IRON50MM STL	20092	73748	22992	108828
845931 OTH BOR/DRIL MACH NUMERI CONTR		18141	992	3705
845939 VERTCAL BOR,MILING MACH CP25MM	3905	14716	4195	25877
845941 OTH BROING MACH NUMERICAL CONT	1815	9329	1695	8566
845949 OTHER BORING MACHINES		2977		133026
845951 MILLING MACH KNEE TYPE N.CONTR		2456	1541	7262
845959 MILL MACH W TRAVERSER =<300MM	3865	12452	5285	28059
845961 OTH MILLING MACH NUMERICAL CONT	52571	56696		3121
845969 VERTICAL TURRET MILLING MACHIN	21142	40928	51949	74604
845970 OTH THREAD/TAPPING MACH N.CONT	3240	11241	3850	7707
846012 F.SURFACE GRIND MACH NUM CONTR		557		
846019 OTH F.SURF GRIND MAC AXIS0.01M	9616	15941	2043	32674
846023 CYLINDRICAL GRI MAC, NUM CNT		6247		
846029 OTH GRIND MACH AXIS 0.01MM	2514	12581	3122	16676
846031 SHARPENING MACH NUMERICAL CONTR		280		
846039 OTH SHARPENING MACH-TOOL	42	374	1058	4308
846040 HONING OR LAPPING MACHINES	444	10871		40765
846090 BENCH TYPE GRINDING MACHINE	19597	42742	70787	111000
846120 SHAPING MACH STROKE UPTO 45 CM	2174	10911	1210	12445
846130 BROACHING MACHINES	4285	6038		1455
846140 GEAR CUTTING,GRIND/FINISH MACH	618	35534	2108	39726
846150 HACKSAW MACH D17.5CM,BLADE45CM	29224	72337	14048	96215
846190 OTH MACH TOOL FOR METAL WORK	2735	13810	15763	34128
846210 FORGING/DIESTAMPING MAC N-CONT	26223	106682	301	15152
846221 BEND,FOLD,ETC MACH NUM CONTROL	31773	44518	8837	32644
846229 OTH BENDING,FOLDING MACH	30598	228114	12856	171645
846231 SHEARING MACH NUMERICAL CONTR	7281	7959	709	3429
846239 OTH SHEARING MACH	7611	23636	5631	30233
846241 PUNCH/NOTCH MACH NUM CONTROLLED	54787	70341	8357	8651
846249 OTH PUNCHING/NOTCHING MACH	11535	44132	40258	118120
846291 HYD PRESS PRESUR < 60.963 MT	38246	225495	48251	81203
846299 OTH PRESSES FOR WORK METAL	83133	223110	27366	204066
846310 DRAW-BENCH FOR BARS,TUBES WIRE	26029	29238	25392	67275
846320 THREAD ROLLING MACHINES	5042	10024	11212	20014

Contd.

10.11 Imports by Economic Categories (Detail)

(In Thousand Rupees)

Items	October, 2018	From July, 2018	October, 2017	From July, 2017
846330 MACHINES FOR WORKING WIRE	5005	43369	6131	60206
846390 OTH MACH TOOL WORKING METALS	63913	99322	24969	133364
846410 SAWING MACHINES	167	27592	16939	30933
846420 GRINDING MACHINES	3295	50252	11527	85827
846490 OTH MACH TOOL WORK STONE/CER/C	10108	188089	122456	219994
846510 MACHINE FOR MECHANIC OPERATION	242	10664		18
846520 MACHINE FOR MACHINING CENTRES		830		
846591 HACKSAW MACH W BLADE< 54.7CM	275	46113	1206	11467
846592 PLANING,MILLING, MOULD MACH	126	478		6760
846593 GRINDING SANDING POLISHING MAC	167	38375		40727
846594 BENDING OR ASSEMBLING MACHINES	963	15753	968	9301
846595 DRILLING OR MORTICING MACHINES	422	856	3130	22169
846596 SPLITTING SLICING PARING MACH		27263		
846599 OTH MACH TOOL FOR WOOD CORKETC	18762	60397	20223	56851
846610 TOOL HOLDER SELF OPEN DIEHEAD	3003	12440	413	18769
846620 WORK HOLDERS	922	5242	42403	48000
846630 DIVIDING HEAD & ATTACH M-TOOL		2600	841	1208
846691 OTH PART FOR MA-TOOL H.84.64	6748	12048	284	1950
846692 OTH PART FOR MA-TOOL H.84.65	4924	18058	2240	21187
846693 PART MAC H-8458,8459,8460,8461	12242	54878	35947	125893
846694 PAR H-8462.1090,.9110,84659110	14722	160337	11063	48055
846711 PNEUMATIC ROTARY TYPE TOOLS	550	6349	1748	3546
846719 OTH PNEUMATIC TOOLS FOR WORK	32886	58915	7454	48525
846721 DRILL W ELEC MOTOR OF ALL KIND	20048	89282	32731	128847
846722 SAWS SELF CONTAINED ELE-MOTOR	2330	18363	3672	11526
846729 OTH TOOL WITH ELECTRIC MOTOR	44521	254173	39821	257139
846781 CHAIN SAWS	6963	16164	2845	12619
846789 OTH TOOL WORKING IN HAND	19650	49649	20469	41193
846791 PARTS OF CHAIN SAWS	3686	15021	3933	9769
846792 PARTS OF PNEUMATIC TOOLS	1263	5384	2678	22460
846799 OTH PART TOOL WOR IN THE HAND	43511	84384	17244	79668
846810 HAND HELD BLOW PIPES		709		97
846820 OTH GAS-OPERATED MACH APPARATU	941	28780	553	12614
846880 OTH MACH FOR SOLDER,BRAZING	7655	36076	336	18111
846890 PARTS FOR SOLDERING,BRAZIN MAC	5991	13865	6494	31939
847010 ELEC CALCULATOR,DATA REC MAC	51534	128168	26074	64645
847021 CALC. MACH W PRINT DEVICE		24		64
847029 OTH ELECTRO CALCULATING MACHIN	470	544		26
847030 OTHER CALCULATING MACHINES		63	173	210
847050 CASH REGISTERS	6421	33501	50230	91038
847090 OTH POSTAGE,TICKET ISSUE MACH	206390	216878	913	6608
847130 LAPTOP COMPUTERS,NOTEBOOKS	2860317	11861335	1892981	7320298
847141 MICRO COMPUTERS	686	42167	44866	142759
847149 OTH D/P MACH IN FORM OF SYSTEM	27741	161291	28526	61369
847150 PROCESSI UNIT O/T,H-8471.41,49	651580	2248722	327713	1286827
847160 KEY BOARDS	126393	703257	141593	317076
847170 FLOPPY DISK DRIVE	244937	558433	133308	669045
847180 C.D.ROM WRITER	28118	135007	15215	43694
847190 CONTROL UNITS	46906	293050	63211	148156
847210 DUPLICATING MACHINES		692	58	381
847230 SORTING/FOLDING/AFFIXING MACH	246	267	24	1294
847290 AUTOMATED TELLER MACHINES(ATM)	79741	367353	346102	1138354
847321 PART CALC MACH H-8470.10.21.29		83	55	55
847329 OTH PARTS OF MACH H-84.70	867	2926	238	3447
847330 CASING COMPUTER W POWER SUPPLY	403202	682245	112610	732245
847340 PARTS/ACCESS MACHINE HEAD84.72	58571	170626	32840	96638
847350 PARTS/ACCESS MAC HD84.69-84.72	600	1038	961	2226
847410 SORT/SCR/SEP/WASH CEMENT IND	6536	87292	44612	489010
847420 CRUSH/GRIND MACH,CEMENT INDUS	1710662	2717495	72970	897624
847431 CONC/MORT MIXER FOR CEMENT IND	99277	364625	68859	959420
847432 MACH FOR MIX MINE&BITME>150T/H	38614	129817	379598	1206420

Contd.

10.11 Imports by Economic Categories (Detail)

(In Thousand Rupees)

Items	October, 2018	From July, 2018	October, 2017	From July, 2017
847439 OTH MACH MIX MINERAL W-BITUMEN	2584	12994	31022	213489
847480 HYD PRESS F CERAMIC IND>80 TON	876056	7062917	264129	2860355
847490 PARTS CRASH/ MIX/HYD PRES MACH	184791	796632	171081	1421973
847510 MACH FOR MAKING ELEC LAMP/TUBE	1618	5966	38764	40227
847521 MACH FOR MAKING OPTICAL FIBRE				3145
847529 OTH GLASS WORKING MACHINES	283020	348251	319128	411240
847590 PARTS OF MACHINES H-NO.84.75	117465	181425	10886	52088
847621 BEVERAGE/VENDING MA W REFRIG		915	795	1860
847629 OTH,AUTOMA BEVERG-VENDING MACH	523	2793		25256
847681 OTH MACH HEATING/REFRIG,DEVICE	168	168		15064
847689 OTH MACH INCL MONEY CHANG MACH		5689		1076
847690 PARTS OF MACH HEADING 84.76	112	329	740	6679
847710 INJECTION-MOULDING MACHINES	272668	1457648	767932	1847367
847720 EXTRUDERS	180982	995905	407224	797657
847730 BLOW MOULDING MACH CAP>0.22LT	161929	482353	41791	341458
847740 VAC MOLD/THERFORM MACH=0.228LT	1785	20270	29529	83433
847751 MACH MOULD PNEUMATIC TYRE,TUBE		4917		1711
847759 OTH MACH FOR MOLDING/FORMING	2414	21508	648	27009
847780 OTH MACH FOR WORKING RUB/PLAST	380944	1825937	567287	1483882
847790 PARTS OF MACH,WORKING RUB/PLAS	162515	548833	105398	352086
847810 MACH FOR REPAIRING TOBACCO	194406	312239		348004
847890 PARTS OF MACHINES OF H-84.78	43061	94980	18197	132221
847910 ASPHALT PAVERS	31071	346968	133009	861516
847920 MACH FOR EXTRACT/PREP FATS/OIL	248735	911394	29190	347638
847930 PRESS PARTICAL/FIBRE BOARD ETC	15904	55111	9786	101312
847940 ROPE OR CABLE MAKING MACHINES	2372	101260	11258	271859
847950 INDUSTRIAL ROBOTS(N.E.S.)	5262	113915	87	14402
847960 EVAPORATIVE AIR COOLERS	30358	154417	16653	133369
847971 PASSE BOARD BRIDGE.AIRPORT USE	2784	10813	98836	105090
847979 OTH PASSENGER BOARDING BRIDGES	172	2635	1404	6224
847981 MA FOR TREATING METAL/FLE WIRE	21836	421950	170633	234555
847982 MATCH MAKING MACHINES	107785	558252	32754	615647
847989 FASTENING/THREAD SUCKING MACH	2252973	8942609	464886	2476226
847990 PART OF MA H- 8479.20.60.82.84	144593	769035	143449	478641
848010 MOULDING BOXES FOR MET FOUNDRY	1868	5473	48490	63477
848020 MOULD BASES	11645	69119	6161	24543
848030 MOULDING PATTERNS	6563	7708		505
848041 INJECTION OR COMPRESSION TYPES	11743	43659	46284	62401
848049 OTH, MOULDS FOR METAL/CARBIDES	45426	192294	29556	134374
848050 MOLULDS FOR GLASS	2846	77441	9664	34497
848060 MOULDS FOR MINERAL MATERIALS.	53009	126087	7172	143108
848071 INJECTION OR COMPRESSION TYPES	356505	720984	121862	323534
848079 OTH MOULDS FOR RUBBER/PLASTICS	312726	915385	256361	1058947
848110 PRESSURE-REDUCING VALVES	226639	689415	58107	349261
848120 VALVES,OLEOHYD/PNEUMATIC TRANS	22578	149467	13761	71175
848130 CHECK (NONRETURN) VALVES	128848	1951594	168493	404948
848140 SAFETY OR RELIEF VALVES	71951	235923	103559	524416
848180 COCK FUEL TANK FOR AGR-TRACTOR	846085	6335207	550114	2745638
848190 PARTS OF APPLICANCE H-NO.84.81	160487	1052095	156889	1244571
848210 BALL BEARINGS.	675807	2627750	523998	2300010
848220 TAPERD ROLLER BEARING INC CONE	99418	403012	93231	436186
848230 SPHERICAL ROLLER BEARINGS	34685	175790	36369	168126
848240 NEEDLE ROLLER BEARINGS	22468	81390	19212	63270
848250 OTH CYCLINRICAL ROLLER BEARING	32005	134903	45348	156842
848280 OTH COMBINED BALL/ROLLER BEAR	57608	267517	27329	209036
848291 BALLS, NEEDLES/ROLLERS PARTS	19132	131153	11316	93776
848299 RINGS FOR BEARINGS	31616	192605	32692	135653
848310 DIFFEREN SHAFT/PART AG-TRACTOR	370089	1436461	257780	1197666
848320 BEARING HOUSING-BALL/ROLR BEAR	12141	49472	9339	60691
848330 PLAIN SHAFT BEARING VEH H-87	182043	771481	218921	735517
848340 GEAR BOXES/S-CHANG AG-TRACTOR	714325	2226814	679761	1888137

Contd.

10.11 Imports by Economic Categories (Detail)

(In Thousand Rupees)

Items	October, 2018	From July, 2018	October, 2017	From July, 2017
848350 FLYWHEELS M-CARS H-8703,4,11	25567	83796	16784	66220
848360 CLUTCHES	116049	625235	64949	281623
848390 TOOTHED WHEELS ETC AGR-TRACTOR	44928	281277	75555	236664
848410 SPIRAL WOUNDS	105898	377463	114954	403443
848420 MECHANICAL SEALS OF VEH CH-87	60474	263297	69293	316432
848490 OTH GASKET&SIMI JOINT DISSIMIL	112916	433400	162433	423678
848620 MAC FOR MANUF S-COND,I-CIRCUIT				4034
848630 MACH FOR MANUF FLAT PANEL DISP		887		
848640 MACH FOR MANU OF I-CIRCUIT,NES				12164
848690 PARTS&ACCE OF MACH MANU S-COND		229	67	209
848710 SHIPS/BOATS,PROPELLERS&BLADES		1518	4001	4985
848790 OTH OIL SEALS FOR VEHL CH-87	119567	469653	48177	182930
850110 ELEC MOTOR OUTPUT NOT>37.5.WAT	122062	387076	58317	267633
850120 UNIVERSAL AC/DC MOTOR >37.5 W	74910	331279	70447	379139
850131 PHOTOVOLTAIC GEN.WIT PHOTOCEL	36053	165381	24921	188926
850132 PHOTOVOLTAIC GENERATORS	13741	115039	7279	29584
850133 OTH DC MOTO/GEN 0-P-75KW-375KW	335	3142	1102	11674
850134 OTH DC MOTOR/GEN OUTPUT >375KW	88186	329286		104889
850140 OTH AC MOTOR S/PH O-P NOT>60W	193811	690802	112348	1091301
850151 SUBMERSIBLE MOTOR O-P NOT>750W	119534	474686	31788	171125
850152 AC MOTORS,OUTPUT-750W-75KW	284444	888019	201258	834182
850153 AC MOTORS OUTPUT-75KW-375KW	74884	344644	178079	814939
850161 AC GENERATORS OUTPUT NOT>75KVA	28848	219143	31878	201609
850162 AC GENERATORS OUTPUT-75-375KVA	16994	104769	32532	124466
850163 AC GENERATOR 0-P-375KVA-750KVA	4223	16780	2071	44610
850164 AC GENERATOR O-PUT 750-1100KVA	1087	36033	9236	300499
850211 EL GENA SET(DIES ENG)NOT>5KVA	198473	2687854	188680	777645
850212 GENER SET(DIESEL)OP- 75-375KVA	170240	1103394	219396	1059618
850213 GENER SET(DIESEL)-375-1100KVA	695646	2140165	422838	1814811
850220 GENER SET(SP-ING ENG)OP>375KVA	57015	712012	516597	1896695
850231 GENERATING SETS,WIND POWERED		122527	3306251	24190034
850239 OTHER GENERATING SETS	1126402	4330916	1382139	5097068
850240 ELECTRIC ROTARY CONVERTERS.	72	633		319
850300 PARTS OF MACHINE HEAD 85.01	556801	3332046	245472	1853086
850410 BALLAST FOR DISCHARG LAMP/TUBE	7579	26281	8240	69031
850421 LIQ DI-ELE TRANSFOR-NOT>650KVA	1020	449242	1848	127492
850422 LIQ D-E T/FORMER-650-10000KVA	42112	66948	218751	225894
850423 LIQ DI-ELE T/FORMER >10000KVA	1243208	2422646	471010	2467058
850431 OTH TRANSFORMER-PHC-NOT>1 KVA	74506	432127	92658	322172
850432 OTH TRANSFORMER-PHC-1KVA-16KVA	1701	13254	1871	54864
850433 OTH TRANSFORMER-PHC-16-500KVA	100717	394640	71324	300167
850434 OTH TRANSFORMER-PHC>500 KVA	54750	440999	919713	3245196
850440 UPS OF POWER RATING UPTO-15KVA	1665350	6559767	1591578	4978115
850450 OTHER INDUCTORS	76540	1467764	14031	56682
850490 ON LOAD TAPE CHANGER TRANSFORM	123586	354422	279205	672972
850511 PERMANENT MAGNET&ARTI OF METAL	13064	78838	12752	48462
850519 OTH PERMANENT MAGNETS&ARTICLES	19490	162939	25471	103320
850520 EL-MAGNET COUPLING,CLUTCH ETC	3667	12525	2794	11505
850590 OTH EL-MAGNET INC/PART HD85.05	7007	46936	11320	62861
850610 MANGANESE DIOXIDE P/CELL&BATT	73465	305208	103196	335326
850630 MERCURIC OXIDE P/CELL&BATTERIES		49	34	34
850640 SILVER OXIDE P/CELL&BATTERIES				14
850650 LITHIUM PRIMARY CELL&BATTERIES	51430	162860	24612	107841
850660 AIR ZINC PRIMARY CELL&BATTERIES	298	1183	338	4048
850680 OTHER PRIMARY CELL&BATTERIES	55457	179426	99885	191620
850690 BRASS CAP FOR DRY BATTERY CELL	1092	10434	2065	8767
850710 MEANT M-CARS H-87.03&VEH-4,11	13331	34083	9729	65961
850720 LEAD-ACID BATTRY FOR TELE EXCH	585560	2079248	487281	2620256
850730 NICKEL-CADMIUM ACCUMULATORS	1632	49513	576	24932
850740 NICKEL-IRON ACCUMULATORS				62
850750 BATTRIES NICKEL-METAL HYDRIDE	3683	5395	1799	8477

Contd.

10.11 Imports by Economic Categories (Detail)

(In Thousand Rupees)

Items	October, 2018	From July, 2018	October, 2017	From July, 2017
850760 BATTERIES LITHIUM-ION	112549	347723	68209	147658
850780 OTHER ACCUMULATORS	35016	100762	18824	99651
850790 PARTS EL-ACCMOLATOR INCL SEPR	29510	204080	19434	143111
850811 VACUUM CLEANER POWER NOT>1500W	12184	56752	5122	33198
850819 OTH VACUUM CLEANERS SELF MOTOR	1169	19629	5071	20318
850860 INDUTRIAL VACUUM CLEANER	4859	25879	4048	7812
850870 PARTS OF VACCUUM CLEANERS	2267	4984	684	1681
850940 FOOD GRINDERS- DOMESTIC	68895	220156	45082	239173
850980 OTH DOMESTIC APPLIANC	8830	43006	2993	29842
850990 PARTS DOMESTIC APPLIAN	47515	189481	53696	224810
851010 SHAVERS SELF CONTAINED EL-MOTO	25208	79749	11696	42133
851020 HAIR CLIPPERS SELF CON EL-MOTO	855	14529	6354	19917
851030 HAIR-REMOVING APPLIANCES	4049	17634	2457	10188
851090 PART OF SHAVER/CLIPPER/REMOVER	2686	10043		3336
851110 SPARKING PLUGS	204892	605215	149691	436498
851120 MAGNETO FOR VEH OF HEAD-8711	7113	26864	9058	39690
851130 IGNITION COILS FOR VEH, H-8711	17727	123206	41654	173325
851140 SARTERS AG-TRACTOR-H-8701.9020	10075	108323	21805	88255
851150 ALTERNATOR ASSEMBLY AG-TRACTOR	3921	28602	1978	45036
851180 HEATER/GLOW PLUGS- AGR-TRACTOR	7225	32869	6540	31050
851190 ALUM CASTED DISTRI CASE M-CARS	95363	528769	96906	405236
851210 LIGHTS SIG EQUIP BICYCLE USED	12	86	422	802
851220 HEAD LIGHT M-VEH H-8703,8711	335002	1180479	238789	887353
851230 SOUND SIGN EQU VEH H-8703,4,11	28146	76939	25273	96958
851240 WIPER ARM,BLA CAR-H-8703 V-3,4	3497	17576	3606	25935
851310 MINER'S SAFETY LAMPS	192020	476869	143574	447120
851390 PARTS OF MINERS SAFTY LAMPS	1055	1368	218	3476
851410 RESISTANCE HEAT FURNANCE/OVEN	7339	15324	16153	51346
851420 FUR\OVE BY INDUCTION/DIELE LOS	45535	387737		37784
851430 OTH FURNANCES AND OVENS	11679	392648	89628	672439
851440 OTH IND/DI-EL HEATING EQUIPMNT	2717	98902	2138	17675
851490 PARTS OF INDUS/LAB FURN & OVEN	18768	77035	7151	47021
851511 SOLDERING IRONS AND GUNS	16081	36660	13788	26378
851519 OTH BRAZING/SOLDER IRONS&GUNS	27798	145849	20261	68465
851521 MACHINES,RES WELDING OF METAL	422	19285	215	16164
851529 OTH MACH RES WELDING OF METAL	15239	50809	20289	45311
851531 MACH ARC WELDING METAL F/AUTO	1219	26906	4836	35908
851539 OTH MACH/APP ARC WELDING METAL	37461	184907	175755	470705
851580 OTH MACH/APP HOT SPRAYING METL	39525	91682	12374	66694
851590 PARTS(OF HEADING NO.85.15)	21127	133303	8865	52213
851610 ELE INSTANEOUS/IMERSION HEATER	9665	16049	17258	45647
851621 STORAGE HEATING RADIATORS	3884	7441	22	14012
851629 OTH ELE SPACE/SOIL HEATNG APPA	58228	123850	32254	71186
851631 HAIR DRYERS	6230	31990	7569	18957
851632 OTHER HAIR DRESSING APPARATUS	8424	27410	4322	18176
851633 HAND DRYING APPARATUS	256	2229	2424	4299
851640 ELECTRIC SMOOTHING IRONS	9769	65392	27245	77875
851650 MICROWAVE OVENS	8176	23042	61078	121279
851660 ELECTRIC OVEN	45488	146367	26829	127591
851671 ELECTRIC COFFEE OR TEA MAKERS	7943	18878	4108	26425
851672 ELECTRIC TOASTERS	5195	29774	5601	16539
851679 INSECT KILLER	18163	88668	21489	64564
851680 ELEC HEATING ELEMENT REFRIG	20228	82885	25050	78387
851690 PARTS EL-THERMIC APP H-85.16	166250	806691	218493	526188
851711 LINE TELEPHONE CORDLESS H-SETS	3026	25519	11128	50176
851712 CELLULAR MOBILE PHONE	7992412	32991314	5763995	26166691
851718 VIDEO PHONE FOR CEL/W-LESS NET	15049	45874	23446	64410
851761 BASE STATIONS FOR WIRELESS N-W		4290	389500	1377009
851762 VOICE FREQUECY TELEGRAPHY MACH	3331844	10044770	2592831	7570576
851769 ISDN SYSTEM	1264047	3737979	470790	2453086
851770 PARTS OF NETWORKING EQUIP	706303	2311598	603609	2126473

Contd.

10.11 Imports by Economic Categories (Detail)

(In Thousand Rupees)

Items	October, 2018	From July, 2018	October, 2017	From July, 2017
851810 MICROPHONE FREQ 300 HZ-3.4 KHZ	11248	23172	11218	31405
851821 SINGLE L/SP MOUNTED IN ENCLOUR	45902	122472	34807	112061
851822 MULIPLE L/SP MOUNTED IN ENCL	55208	151917	20983	70706
851829 L/SP W/OUT HOUS FREQ300-3.4KHZ	80344	285068	89467	361702
851830 HEAD/EAR/MICRO PHONE SPEAK SET	92105	300334	70412	245927
851840 AUDIO FREQUENCY ELEC.AMPLIFIER	5357	17737	4967	26754
851850 ELECTRIC SOUND AMPLIFIER SETS	5252	15181	3505	14786
851890 PARTS & ACCESSORIES HEAD 85.18	15954	54224	15307	44946
851920 APPA OPERATED BY COINS,BANKNOT		2203		
851930 TURNTABLES (RECORD-DECKS)				67
851981 DUBBING SYSTEM OF FILM STUDIOS		282		1759
851989 OTH COMPACT DISK PLAYERS	10510	34146	6388	20389
852110 V.C.R	6841	22621	2274	32181
852190 LASER VIDEO DICS PLAYER	30404	86115	19320	67124
852380 DATA/SOUND RECORDED AUTO.DPM	2822	20366	44874	94866
852550 RADIO BROADCAST TRANSMITTER	570	39256	14649	42862
852560 BLUE TOOTH CONN TO DP MACHINE	27159	359193	64347	212890
852580 CLOSE CIRCUIT TV CAMERAS	210128	558136	510769	836832
852610 RADAR APPARATUS	7207	163839		31594
852691 RADIO NAVIGATIONAL AID APPARAT	123	39650	2471	12996
852692 RADIO REMOTE CONTROL APPARATUS	2804	4146	32	548
852712 POCKETSIZE RADIOCASSETE PLAYER	347	468		40
852719 OTH RECORDING/REPRODUCING APPA	2234	6216	1405	10770
852721 OTH RADIO BRO-RECEIVER FOR VEH	3251	16187	10187	37700
852729 OTH SOUND REC/REPRO APPA VEH	15690	69697	22051	74178
852792 APPA NOT COMB W-S-RECOR/REPROD			538	538
852799 MODEMS FOR SUND RECOD APPA	569	1367	458	854
852842 CRT MONITOR FOR AUTO DATA MACH	1600	3839	573	952
852849 OTH CATHODE-RAY TUBE MONITORS	102	4735	146	113027
852852 OTH MONITOR DATA PROCESSING S.	84342	423400	41449	171722
852859 OTHER MONITORS OF H-8471	17044	50233	23403	112864
852862 MULTIMEDIA PROJECTOR	20838	84536	19411	113741
852869 OTHER PROJECTORS FOR DP H84.71	323	25165	7209	70453
852871 REC APPA-SATELLITE DISH RECEIV	5555	24344	26366	39386
852872 LIQUID CRYSTAL DISPLAY(LCD) TV	684211	2267343	1010204	3439483
852873 OTH MONOCHROME RECEPTION-APPA		31		367
852910 PARTS ACCE CABLE,TV/SATA RECEV	19784	90411	23542	77556
852990 T.V. TUNERS	514641	1392746	188353	694302
853010 EL-SIGNAL EQP RAILWAY/TRAMWAY	3426	23196	2606802	2910179
853080 OTH SIGNAL EQP EL TRAFIC CONT	2838	162276	23577	611747
853090 PARTS OF EQP HEAD 85.30	8942	36011	496	34236
853110 BURGLAR/FIRE ALARMS/SIMIL APPT	76856	318207	34356	139774
853120 INDICATOR PANEL INCORP LCD/LED	13640	105926	17787	94652
853180 OTHER APPARATUS	9591	39060	11349	38541
853190 PANIC BUTTON	9362	46999	47258	98555
853210 FIX CAPACITO 50/60HZ CAP.5KVAR	59580	127096	58564	93804
853221 TANTALUM, FIXED CAPACITOR	42	920	23	407
853222 ALUMINIUM ELECROLYTIC FIX CAP	274	1401	148	2020
853223 CERAMIC DIELEC,SIN-LYR FIX CAP	34	3190	477	3461
853224 CERAMIC DIELEC MUL-LYR FIX CAP	8447	34866	7252	18591
853225 DIELECTRIC PAPER PLAS FIX CAP	987	5925	502	3417
853229 OTHER FIXED CAPACITORS	34358	145767	28780	108251
853230 OTH VARIA/ADJUST(PRE-SET) CAPA	3251	16989	1115	4429
853290 CAPACITERS DECKS WITH TERMINAL	4160	18475	7161	20875
853310 FIXED CARBON RES COMP/FILMTYPE	16795	89300	9374	41468
853321 OTH FIXED RES CAPACITY NOT>20W	372	2781	534	8614
853329 OTHER FIXED RESISTORS	5716	27899	8993	77385
853331 W/WOUND RESISTOR CAPA NOT>20 W	2187	8360	1330	6411
853339 OTH W/WOUND VARIABLE RESISTORS	7902	31764	1820	18683
853340 OTH VAR RES INCL REHEOSTATS	15390	60456	16162	46219
853390 PARTS FOR ELECTRICAL RESISTERS	868	1836	605	3381

Contd.

10.11 Imports by Economic Categories (Detail)

(In Thousand Rupees)

Items	October, 2018	From July, 2018	October, 2017	From July, 2017
853400 PRINTED CIRCUITS	155069	403614	38156	152625
853510 FUSES FOR VOLTAGE >1000 VOTTS	3177	55548	16266	40855
853521 AUTOMA C-BRAKER VOT 17.5KV	113335	248364	69618	266556
853529 OTH AUTOMATIC CIRCUIT BRAKER	148246	347038	302678	811692
853530 ISOLATING SWITCH UPTO 145 KV	40491	299805	200639	296813
853540 VOLTAGE LEMINTERS UPTO 245 KV	59146	454168	42325	72460
853590 ELEC APP SWITCHING CIR>1000VOL	162588	321046	144747	634935
853610 FUSES FOR VOLTAGE <1000 VOLTS	15780	63536	21251	67606
853620 AUTO CIRCUIT BREAKER>10AMP	238418	1066091	247644	1179268
853630 OTH APP PROTECTING ELEC CIRCUL	3450	196947	10236	167575
853641 RELAYS FOR VOLTAGE NOT>60V	13228	43571	6941	42058
853649 OTHER, RELAYS	65836	326129	197283	756064
853650 PRESSURE SWITCHES	128878	444065	97595	412995
853661 LAMP HOLDERS	9593	38024	7046	28106
853669 PLUGS&SOCKET PINS 16& ABOVE	190410	655905	146670	611187
853670 CONNECTORS FOR OPTICALFIBRES	2737	26282	3839	29493
853690 WAFER PROBERS ELECTRICAL	167007	712348	194441	839097
853710 FUSE BOX VEH H-8711NOT >1000 V	1290190	4002348	657316	4891296
853720 BODIES,CONSOLE ETC VOLT>1000V	421095	1437117	727329	1950699
853810 BOARD,PANELS GOODS HEAD 85.37	30683	109703	21088	161205
853890 VACCUM INTERRUPTERS CIR.BRAKER	292081	1231089	325389	1027103
853910 SEALED BEAM LAMP UNITS	9976	46627	10677	57547
853921 AUTO BULBS	42075	148158	40819	158320
853922 OTH LAMPS 200W FOR VOLT>100V	5180	30241	3627	22633
853929 BULBS FOR AUTOMOTIVE VEHICLES	34877	93008	30354	109431
853931 ENERGY SAVING LAMPS	104891	330061	257899	1301658
853932 ENERG SAVING LAMP(MERCU/SODIUM	4605	33970	2696	31279
853939 OTH MERCURY/SOD VAPOR LAMP	7071	19737	2425	5329
853941 ARC-LAMPS (ELECTRIC)	612	2330	589	4245
853949 INFRA-RED LAMPS	7417	21319	9048	19921
853950 LED LAMP BULB	610007	2371036	558736	2590128
853990 TUNGSTEN FILAMENT&LEAD WIRE	136281	373260	52035	186860
854040 DATA GRAP DISPL TUBE,COLO/MONO		14		4
854060 OTHER CATHODE-RAY TUBES				511
854071 MAGNETRONS	40080	281359	66143	189923
854079 OTH,MICROWAVE TUBE,CARCINOTR	7	91		102
854081 RECEIVER/AMPLIFIER VALVE TUBE		186		935
854089 OTHER VALVES ANA TUBES,N.S.	156	884	388	1433
854099 OTH PARTS OF HEADING NO.85.40	99	236	198	1078
854110 DIODES,OTH THAN PHOTSENSITIVE	28822	126428	25053	81122
854121 TRANSIS W-DISSPATIION RATE<1W	591	4323	89	3915
854129 OTH TRANSISTOR O/TH PHOTSEEN	14921	40665	4308	39670
854130 THYRISTORS DIACS AND TRIACS	1236	7878	3621	6922
854140 PHOTSENSITIV SEMICONDUCTOR DE	2852649	15019845	1574569	7239855
854150 OTH SEMICONDUCTOR DEVICES	344	17196	637	37527
854160 MOUNTED PIEZO-ELECTRIC CRYSTAL	3124	39087	2189	12933
854190 PARTS OF APPARATUS OF H-85.41	2399	12412	5299	11531
854231 PROCESSORS & CONTROLLERS	30432	166994	47733	161093
854232 MEMORIES	153	18136	926	6542
854233 AMPLIFIERS	963	16322	1877	9371
854239 OTH ELECTRO INTEGRATED CIRCUIT	21474	227875	30407	269243
854290 PARTS OF ELEC INTIGRAT CIRCUIT	16796	54601	2228	35359
854310 PARTICLES ACCELERATORS				43
854320 SIGNAL GENERATORS	465	6861	650	3354
854330 MACH APPA EL-PLATNG ELECTROLYS	36678	91959	27193	62427
854370 REMOTE CONTROL	181431	1256755	254457	1491236
854390 PART MACH 8543.1900&8543.2000	46898	119968	21780	105503
854411 ENAMELED COPER WIRE NYLON COVR	57719	116631	42636	160978
854419 OTHER WINDING WIRE OF COPPER	80081	233327	33273	139043
854420 CO-AXIAL CABLE & CONDUCTORS	98846	324025	72619	319581
854430 WIRING/CABLE CAR/VEH-8703,4,11	173911	465607	33204	138773

Contd.

10.11 Imports by Economic Categories (Detail)

(In Thousand Rupees)

Items	October, 2018	From July, 2018	October, 2017	From July, 2017
854442 COMPUTER LEADS WITH CONNECTOR	250327	692936	225553	576144
854449 TELEPHONE CABLES	1178838	3407769	781990	2436019
854460 OTH EL CON FOR VOLTAGE >1000V	449341	4620938	572511	1562598
854470 OPTICAL FIBRE CABLES	56684	258446	314060	958238
854511 ELECTRODES USED IN FURNACES	94815	256481	20240	74724
854519 OTHER ELECTRODES	1776	6337	1944	4858
854520 CARBON BRUSHES	19717	43364	7422	27380
854590 OTH CARBON MOTOR VEHI/TRACTOR	351	15839	2030	19788
854610 EELECTRICAL INSULATOR OF GLASS	183	183	14	761
854620 EELECTRICAL INSULATOR CERAMICS	3390	23530	122661	757704
854690 OTH ELE INSU OTH THN GLAS,CERA	37877	86317	28223	84938
854710 INSULATING FITTINGS OF CERMIC	2447	119990	31999	107905
854720 INSULATING FITTINGS OF PLASTIC	2401	70184	4421	8436
854790 OTH INSULATIN FITT PLAS/CERMIC	46720	444267	8397	96680
854810 BATTERIES PLATES	256410	701001	222403	655317
854890 OTH,PARTS ELE MACHINE/APP NES	81	2367	655	2578
860210 DIESEL ELECTRIC LOCOMOTIVES				4796286
860290 OTH,RAIL LOCOMOTVE,LOCOMO TEND				1480
860310 RAILWAY,TRAMWAY POWRD EXT ELEC				685069
860400 RAIL/TRAMWAY MAINTENANCE VEHIC		218421	524482	535144
860630 SELF DISCHARGING VANS,WAGONS				732478
860699 OTH RAIL,TRAMWAY GOOD VAN(NSP)			18623	1077627
860711 DRIVING BOGIES&BISSSEL-BOGIES			1202	1202
860719 OTH INCL PARTS AXELS/WHEEL	128174	132011	63200	386476
860721 AIR BRAKES AND PARTS THEREOF	68826	69537		7011
860729 OTH BRAKES LOCOMO&PATS THEREOF	616	693	13367	76367
860730 HOOKS,COUPLIN DEVICES,BUFFERS	2196	3369		
860791 OTHER PARTS OF LOCOMOTIVES	143132	1026216	97783	1423487
860799 OTH RAILWAY LOCOMOT STOCK PART	1375	1375	719	820
860800 RAIL/TRAMWAY TRACK FIXTURES	77834	505903	274456	728019
860900 CONTINERS SPECIL DESI,EQUIPPED	14354	120130	17815	95913
870110 PEDESTRAIN TRACTO-ANY KIT FORM				911
870120 COMP ROAD TRACTOR-ANY KIT FORM	2118304	6353437	1601622	5195434
870130 COMP TRACK-LAYING TRACTOR AKF				100300
870191 TRACK LAYING TRACTOR <18 KW		710		
870192 COMP AG-TRACTORS-ANY KIT FORM		18766	14992	33066
870193 COMPONENT AGRI TRACTOR IN KIT	380612	1382418	430616	1721477
870194 AGR TRACT,ENG CAP>75 KW<130 KW	1883	1883		36140
870210 COMP M.VEH DIESEL ENG AKF10PER	904484	4338803	875137	4054144
870290 COMP O-M-VEH 10PER&DERIVER AKF	144588	420551	29892	254758
870310 M-CAR FOR TRAVEL ON SNOW/GOLF	11274	23228	2768	14903
870321 COMP VEH,IN AKF,800CC,SP-IGNI	5956185	22688901	5585372	23613612
870322 COMPONENTS VEH 1000-1500CC AKF	3775629	13042719	3089322	11959456
870323 COMPNEN VEH,IN AKF1500-1800CC	2767178	12020359	3286735	11653138
870324 COMPNEN VEH,IN AKF CYC>-3000CC	185385	1541609	383528	2056728
870331 COMP VEH(DIES ENG)CY-C-800-AKF	12275	13538		
870332 COMP VEH(DIES)CY-1500-1800-AKF	21254	102930	5353	10296
870333 COMP INDUS VEH>2500CC,AKF-DIES	326030	1286001	37008	55163
870340 COM.VEH SP.IG&ELEC.=800C AKF	1009176	4832690	1222794	2407562
870350 COM.VEH.DIESEL&ELEC<=800C AKF	63274	426247	99903	156038
870360 COM.V.SP.IG&ELEC CH=800CAKF	20982	102731	20251	199444
870370 COM.V.DIES&ELE CHR<=800C AKF	13188	13188	2893	3552
870380 O.COM.V. ONLY ELEC. MOTOR AKF	560	12292	594	4245
870390 OTH M.V. EXCL VEH H-87.02		88450		12858
870410 COMP DUMP TRUCKS(ANY KIT FORM)	69035	649541	386523	1219968
870421 COMP VEH(DIE)G.V.W NO>5TON-AKF	1900819	5848859	1661643	4282002
870422 COMP VEH(DIESL)GVW-5-8-TON-AKF	1160430	5657243	1649057	5468244
870423 COMP VEH(DIES)GVW>20 TONN-AKF	465242	2250715	170994	1184766
870431 COMP VEH(SP-ING)NOT>5TON-AKF	698560	2546202	516359	2143708
870432 COMP VEH(SP-ING)GVW >5TON-AKF		2337		
870510 CRANE LORRIES	112114	446706	171370	682536

Contd.

10.11 Imports by Economic Categories (Detail)

(In Thousand Rupees)

Items	October, 2018	From July, 2018	October, 2017	From July, 2017
870520 MOBILE DRILLING DERRICKS		281469		
870530 FIRE FIGHTING VEHICLES		217235		165856
870540 CONCRETE-MIXER LORRIES	9448	295780	151730	434534
870590 OTH SPECIAL PURPOSE MOTOR VEHL	170682	292738	65183	606670
870710 BODIES/CABS FOR VEH-H-87.03	73	5189	235	32270
870790 BODIES M-VEH H-87042190&3190	642	2336	2076	30968
870810 BUMPERS (SHET METAL)VEH H-8701	20330	134666	29750	92871
870821 SAFETY SEAT BELT-CAR-H-8703	93247	234414	57182	194438
870829 PARTS/ACCE OF BODIES VH-H-8701	1672720	5710818	1393052	4056589
870830 BRAKES&BRAKE PARTS-VEH H-8701	117104	419365	108833	543372
870840 GEAR BOXE A-TRACTOR H-87019020	168480	1175020	469945	1396979
870850 BUILD UP DRIVE AXLE V-8701,2,4	75851	274800	82759	348737
870870 ROAD WHEELS,RIMS-CARS H-8703,4	145284	486564	107491	673284
870880 SUSP SYS,SHOCK ABSOR H-8703,04	149616	696763	190498	626630
870891 RADIATORS WITH ALUMINUM CORE	60269	192026	33474	138070
870892 SILENCERS&EX-PIPES CARS-H-8703	3922	19661	4351	19446
870893 UPPER&LOWER PLATE CLUTCH(CAR)	53770	157305	29360	117735
870894 STEERING WHEELS M-CARS H-8703	84936	364611	80596	350610
870895 SAFETY AIRBAGS INFLATER SYSTEM	889	2019		589
870899 O-PART VEH H-87012020,90,40,60	820624	3379358	658273	2771244
870911 ELECTRICAL VEHICLES		3057		5612
870919 OTH WORK TRUCK SELF PRO N-FITT	2808	71984	345	59014
871000 ARMoured CASH CARRYING VEHICLE		5487	12099	81918
871110 COMP MOTORCYCLE C-NOT>50CC-AKF	135	166		1979
871120 COMP M-CYCLE CY-C-50-250CC-AKF	1212012	4707725	959415	3718947
871130 COMP M-CYCLE CYL-250-500CC-AKF	6464	9897	950	202590
871140 COMP M.CYCLE CY-500-800CC-AKF	8343	33722	6169	66620
871150 COMP M.CYCLE CYL C->800CC-AKF	23877	76677	18955	48746
871160 COMP M.CYCL WIT ELEC MOTOR AKF	233	784	856	4002
871190 COMP O-M.CYCLE IN ANY KIT FORM		146		609
871200 BICYCLES,OTH DELIVERY TRICYCL	113562	346860	88303	383796
871310 INVALID CARRIAG NOT MECH PROPL	44093	248749	29138	138969
871390 OTH INVALID CARRIAG MOTORISED	2142	11922	1087	5367
871410 SADDLES OF MOTORCYCLES,MOPEDS	668680	2667318	646701	2791552
871420 PART ACCE INVALID CARRIAGES	160	1033	50	581
871491 FRAMES,FORKS & PARTS THEREOF	17	606	5	755
871492 WHEEL RIMS AND SPOKES	3713	11021	67	6433
871493 FREE WHEEL SPRO BICYCLE H-8712	13911	54145	4856	25488
871494 BRAK,COAST BRAK HUB,HUB BRAK	3763	13033	1525	9370
871495 OTHER, SADDLES	4673	17484	630	15020
871496 PEDALS,CRANK-GEAR,& PARTS THOF	2987	4607	3057	4820
871500 BABY CARRIAGES & PARTS THEREOF	6255	28497	13390	46065
871610 COMPO TRAILER/S-TRAILER IN AKF		3907	112	1874
871620 CMPO SELF-LOAD/UN- AG-TRA,AKF		126		
871631 COMPONEN TANKER TRAILER IN AKF	18591	40863	4483	14428
871639 COMPONEN OTH TRAILERS IN AKF	48879	333152	30868	211447
871640 COMPO OTH TRAIL/SE-TRAILER-AKF		36495		6153
871680 COMPO FOR OTH VEH IN ANY KIT-F	12125	41731	119228	177647
871690 PARTS,TRAILER SEMI-TRAI H87.16	130932	427237	64897	131338
880100 GLIDERS AND HANG GLIDERS	146	3741	3	1107
880212 HALICOPTER UNLADN WT>2000 KG			93799	93799
880230 AEROPLAN UNLADN W-2000-15000KG		622937		
880240 AEROPLAN UNLADN WT >15000KG		12346		5625837
880310 PROPELLERS,ROTORS & PATS THROF		833		1350
880320 UNDER CARRIAGES/PARTS THEREOF		2625	2827	7083
880330 OTH PARTS OF AEROPLANE/HELICOP	80863	213679	155973	734460
880400 PARACHUTES AND ROTOCHUTES,PART		145		320
880510 AIRCRA LAUN GEAR,DECK ARRESTOR		107		
880529 OTH GROUND FLYING TRAINER PART				56
890110 CRUISE SHIPS,BOATS FOR PERSONS		10775		5949
890190 OTH VESSELS FOR PERSONS/GOODS	6974	6974		16534

Contd.

10.11 Imports by Economic Categories (Detail)

(In Thousand Rupees)

Items	October, 2018	From July, 2018	October, 2017	From July, 2017
890310 INFLATABLE YATCHS,VESL PLE/SPO	61	132	350	3705
890391 SAILBOATS,WITH/W-OUT AUX-MOTOR		518		
890392 MOTORBOAT,O/THN OUTBOARD M-BO		1548		3605
890399 OTH INFLTABLE YATCHTS	1301	8390	12895	16404
890400 TUGS AND PUSHER CRAFT.		1942552	24360	51770
890590 OTH LIGHT VESSELS,FLO-CRANES			211649	211649
890710 OTH FLOATING INFLATABLE RAFTS		147		
890790 OTH FLOATING STRUCTURES,TANKS		344896		31267
900490 OTH SPECT,GOGGLE&THE LIKE CORR	7757	32714	3827	45963
900510 BINOCULARS	5976	18587	1890	9197
900580 OTH ASTRONOMICAL INSTRUMENTS	374	13764		4656
900699 O-PART,AC P-GRAPHIC F-LIGH APP	145	2857	39	1771
900710 CINEMATOGRAPHIC CAMERAS S-R/RE	893	893	620	623
900720 CINEMATOGRAPH PROJECTOR.S-R/RE		1200	491	10671
900791 PAR,ACC-CINEMATOGRAPHIC CAMERA	7767	7767		303
900792 PARTS,ACCE CINEMATOG PROJECTOR		455	327	1460
900850 PROJECTORS,ENLARGERS&REDUCERS	306	980	9	64
900890 PARTS/ACCE OF IMAGE PROJECTORS		598		696
901010 APPA,EQUI AUTOMATC DEVELO FILM	2017	16332	1308	6838
901050 OTH APP EQU PHO-GRAPHIC LAB	1253	25325	2315	6916
901060 PROJECTION SCREENS	404	20123	2268	24665
901090 PART ACCE OF APP/EUIP H-90.10	1426	8074	5	4651
901110 STEREOSCOPIC MICROSCOPES	1284	23078	683	17007
901120 OTH MICROSCOPE P-MICROGRAPHY		760		1033
901180 OTHER MICROSCOPES	11759	49528	32238	120214
901190 PART,ACCE OF OPTCAL MICROSCOPE	3124	24627	1172	4324
901210 M-SCOPE O/THN OPTIC M-SCOP APP	35893	95583		1027
901290 PART,ACC M-SCOPE O/THN OPTICAL			4	143
901310 TELESCOPIC SIGHTS FITT TO ARMS	47	896	21	2834
901320 LASERS OTHER THAN LASER DIODS	5330	18288	15172	35691
901380 OTH DEVICES APPLI&INSTRUMENTS	155	194219	26697	157298
901390 PARTS,ACCE OF SUB GROUP-90.13	31823	32570	50	5230
901410 DIRECTION FINDING COMPASSES	43	111	93	2012
901420 INST/APPLI AERONAUTIC NAVIGATO		10333	28261	115398
901480 OTH INS/APPLI(NAVIGATIONAL)		5745	912	4511
901490 PART,ACCE OF SUB GROUP OF90.14	59	452	1559	1559
901510 RANGEFINDERS	48327	50437	2272	37107
901520 THEODOLITES AND TACHEOMETERS	1188	7937	2640	7645
901530 SURVEYING LEVELS	5990	29384	3280	16204
901540 PH-GRAMMETRICAL SURVEY INS/APP		269		404
901580 OTH INS AND APPLIANC-SURVEYING	248321	589381	194047	1275923
901590 PARTS&ACCE OF SURVEYING INSTRU	9531	48094	4478	164852
901600 BALANCES, ELECTRONIC SEN 5CG/>	3645	27394	9397	28393
901710 TEXTILE GARMENT DESIGNING MACH	1416	11560	4140	17879
901720 O-DRAWING MARK/MATH CALC INSTR	8134	45266	18973	47167
901730 MICROMETERS	5380	27539	4450	20866
901780 MEASURING RODS AND TAPES	25811	84039	13459	62978
901790 PARTS/ACCE OF MEASURING INSTRU	1323	2934	172	6250
901811 ELECTRO-CARDIOGRAPHS	8490	30848	16753	70684
901812 ULTRASONIC SCANNING APPARATUS	156492	407760	199212	677236
901813 MAGNETC RESONANCE IMAGING APPA	229058	687955	12235	260725
901814 SCINTIGRAPHIC APPARATUS	1561	7316		31748
901819 OTH ELECTRO-DIAGNOSTIC APPARAT	238428	2862343	476895	2702774
901820 ULTRA VOILET/INFRA-RED RAY APP	16355	18552	55319	57408
901831 SYRINGES WITH NEEDLES	291654	1163207	203458	1354631
901832 TUBULAR METAL NEEDLE/NEDL SUTU	39550	101582	28778	124267
901839 DEXT/SA INFU SET W-N-TOXIC BAG	1330427	4950764	995108	3801618
901841 DENTAL DRILL ENGINES,W/C-D-EQU	40	1189	39	2304
901849 OTH;INS/APPLI, DENTAL SCIENCE	8350	143683	18010	82316
901850 OTH,OPHTHALMIC INST&APPLIANCE	66993	169531	42098	232038
901890 ANESTHESIA APPARATUS	959004	3555318	1599747	4544095

Contd.

10.11 Imports by Economic Categories (Detail)

(In Thousand Rupees)

Items	October, 2018	From July, 2018	October, 2017	From July, 2017
901910 MECHANO-THERPY,MESSAGE/PSY APP	33091	90329	87232	160848
901920 OXYGENATOR WITH ACCESSORIES	120948	398063	122674	697975
902190 OTH;APP,WORN CARY,IMPL IN BODY	6993	75914	45119	125350
902212 COMPUTED TOMOGRAPHY APPARATUS	428419	707172	175924	271916
902213 OTH X-RAY APPA FOR DENTAL USES	5439	24349		12659
902214 OTH,X-RAY APP FOR MEDICAL SURG	1092966	1811913	419878	1452835
902219 X-RAY APPA FOR OTHER USES	135996	243429	62916	179954
902221 APP ALPHA-B-G RADI-MEDICAL USE		164972		207820
902229 APP ALPHA-BE-GA RADI-OTHER USE	5601	17251		85970
902230 X-RAY TUBES	22577	83298	417	23380
902290 O-APP AL-B-G RADI INCL PA/ACCE	45269	114328	31388	134204
902300 APPA DESIGNED F-DEMANSTRATION	159669	1041576	213450	774155
902410 MACH&APPLI FOR TESTING METALS	14053	43292	38512	79772
902480 O-MACH-TESTING HARDNESS/STREN	55937	219956	34760	208781
902490 PARTS&ACC-HARD/STREN TEST MACH	4101	21392	6802	30297
902511 THERMOMETERS CLINICAL	6211	32210	10089	63157
902519 OTHER THERMOMETERS/PYROMETERS	18944	60775	37899	133227
902580 HYDROMETERS	29359	127019	15306	79814
902590 PARTS ACCE INSTRUMENTS H-9025	3201	35038	23308	42006
902610 FUEL GUAGES ETC AGRI-TRACTOR	85008	284821	45424	217155
902620 APP, MEASUR/CHECK PRESSURE.	121540	362309	72317	329363
902680 OTH,APP,MEASUR VARIATION LIQ/G	307150	684162	139942	752664
902690 PARTS,ACCE OF SUB GROUP 90.26.	22883	167654	24869	75138
902710 GAS/SMOKE ANALYSIS APPARATUS.	30044	153276	33264	203872
902720 CHROMATOGRAPHS/ELECTROPHOR INS	10642	225562	98187	485071
902730 SPECTRO,SPECTROPHOT-METER RADI	17120	206828	92703	306967
902750 OTH,INS.USING OPTICAL RADIATION	177355	625718	90584	373826
902780 OTH,INST FOR PHYSICAL CHEM ANA	470246	1849834	335089	1431228
902790 MICROTOMES;PART ACCE APP-90.27	63540	290454	84762	277011
902810 GAS METERS	345311	899315	302765	785723
902820 LIQUID METERS	144	6437	1412	2899
902830 ELECTRICITY METERS	49483	146619	33410	138663
902890 SHAFT/ASSEMBLY ELECTRIC METER	14685	147940	21625	281982
902910 TAXIMETERS AND PEDOMETERS	1816	4059	622	9128
902920 SPEED INDICATOR- VEH-8703,11,4	14868	61303	25525	52835
902990 PARTS ACCE OF METERS-H-90.29	14217	70628	19342	73418
903010 INS,MEASUR IONISING RADIATIONS	93529	429424	3343	26997
903020 OSCILLOSCOPE&OSCILLOGRAPH	1428	10072	534	24001
903031 MULTIMETERS W/O RECORD DEVICE	6191	15523	17610	37698
903032 MULTIMETER WITH RECORD DEVICE	2170	18488	530	9260
903033 BATTERY METER FOR AGR -TRACTOR	22426	93009	21771	99722
903039 O-OSCILLOSCOPE W-RECOD DEVICE	9776	50163	4411	25713
903040 OTH,INS,SPE DESI FOR TELECOMMU	6076	21812	130999	209765
903082 OTH,INS,MEASUR SEMICONDOCTOR		724	125	267
903084 OTH,APPA,WITH RECORDING DEVIC	8266	14159		7339
903089 OTH,INS,MEASUR ELECTRICAL QTY.	102146	196810	100906	192576
903090 PARTS ACCE OF SUB GROUP 90.30	22370	71486	14178	25452
903110 MACH BALANCING MECHANICAL PARTS	2423	20565	3722	31551
903120 TEST BENCHES	3824	29933	19675	70494
903149 OTH,OPTICAL INS & APPLIACES.	10999	192824	46226	238215
903180 OTH,INS APPLIANCES & MACHINES.	174764	824710	133530	744156
903190 PART,ACCE OF ARTICLE H- 90.31	34009	167840	25633	89631
903210 THERMOSTAT REFRIGERA / AIRCODI	63569	301567	41000	224990
903220 MANOSTAT(PRESSURE REGULATORS)	1409	6936	2330	6156
903281 OTH,INS HYDRAULIC OR PNEUMATIC	1667	10297	2714	7832
903289 TEMP CONT SWIT VEH-H-8703.2115	514101	1341184	140175	772230
903290 PARTS,ACCE OF ARTICLE H- 90.32	52300	111819	21272	69255
940210 DENTISTS' CHAIRS	63737	97226	25097	71668
940290 OPERATING TABLES	119391	644056	117431	441364
940560 ILLUMINATED SIGN,NAMPLATES,LIK	43854	123361	69987	253353
940591 PARTS OF GLASS OF CHANDELIER	32162	159664	16796	76850
940599 OTH PARTS H-NO.94.05,N.E.S.	82721	357338	15606	54085

10.12 Exports by Areas and Countries / Territories

(In Thousand Rupees)

Territories/Countries	October, 2018	Cumulative From July,2018	October, 2017	Cumulative From July,2017
GRAND TOTALS	247,216,622	913,879,789	198,177,317	741,306,361
LATIN AMERICA	283,068	911,721	193,280	880,853
Anguilla		520		
Antigua and Barbuda	4,609	6,869		391
Aruba	2,491	4,359	281	8,355
Bahamas	320	7,482	458	6,968
Barbados	939	33,885	2,950	10,434
British Virgin Is.		2,499	901	1,076
Cayman Islands	979	2,005	384	1,126
Cuba		266	33,408	102,819
Dominica		2,731	1,993	1,993
Dominican Republic	97,873	278,837	34,945	349,278
Grenada		8,700	5,363	6,282
Guadeloupe	60,402	105,669		
Haiti	38,341	70,554	24,760	57,984
Jamaica	20,012	104,918	22,610	74,021
Martinique		14,958	15,557	15,557
Montserrat		546		
Netherlands Antilles		1,973	79	3,031
Puerto Rico	12,648	77,897	9,629	66,204
St.Kitts and Nevis		992	134	315
St. Lucia	54	3,095	1,117	6,950
St.Vincent/Grenadine	1,698	5,663	521	1,924
Trinidad and Tobago	42,131	175,700	38,190	166,144
Turks & Caicos Is.		486		
US.Virgin Islands	572	1,118		
CENTRAL AMERICA	1,727,853	6,311,701	1,193,422	4,689,873
Belize		248		191
Costa Rica	48,440	118,645	23,612	89,903
El Salvador	38,690	168,360	20,866	92,385
Guatemala	79,981	323,753	21,046	245,088
Honduras	67,292	570,800	11,313	32,811
Mexico	1,209,383	4,392,126	1,000,958	3,513,287
Nicaragua	34,612	67,786	16,243	274,111
Panama	249,455	669,984	99,385	442,096
SOUTH AMERICA	2,869,215	10,930,642	2,174,028	8,540,761
Argentina	276,312	1,338,349	351,500	1,458,972
Bolivia	6,068	29,740	1,558	7,660
Brazil	776,494	2,692,624	402,440	1,541,200
Chile	720,795	2,492,016	514,548	1,917,876
Colombia	388,048	1,806,748	329,191	1,298,438
Ecuador	141,996	413,987	91,628	361,395
French Guiana	637	637		271
Guyana	9,847	24,748	16,719	29,364
Paraguay	92,539	214,144	106,244	383,111
Peru	361,952	1,463,153	275,796	1,132,937
Suriname		25,347		11,366
Uruguay	93,894	416,377	77,526	360,160
Venezuela,Bolivar. R	634	12,772	6,878	38,010

Contd.

10.12 Exports by Areas and Countries / Territories

(In Thousand Rupees)

Territories/Countries	October, 2018	Cumulative From July,2018	October, 2017	Cumulative From July,2017
NORTH AMERICA	45,811,940	171,416,868	34,892,052	134,128,970
Bermuda	909	5,845	232	3,821
Canada	3,308,897	11,852,376	2,433,452	8,552,868
U.S.America	42,502,134	159,558,647	32,458,368	125,572,281
EASTERN EUROPE	5,160,087	19,315,085	3,805,553	15,160,149
Belarus	47,522	101,103		7,482
Bulgaria	166,602	567,462	149,413	601,265
Czech Republic	422,966	1,930,501	362,702	1,375,741
Hungary	119,647	493,689	76,311	466,664
Poland	2,377,449	9,430,660	1,738,969	7,327,154
Republic of Moldova	375	45,464	1,793	12,949
Romania	330,070	1,214,072	275,049	961,801
Russian Federation	1,067,072	3,580,694	788,189	3,029,948
Slovakia/Slovak R.	105,859	224,621	30,827	85,512
Ukraine	522,524	1,726,818	382,300	1,291,633
NORTHERN EUROPE	23,943,438	91,609,274	18,505,538	75,326,133
Denmark	2,032,610	6,900,335	1,367,345	5,483,042
Estonia	189,876	970,293	111,204	521,125
Finland	324,726	945,030	339,084	1,109,337
Iceland	1,193	3,606	1,029	7,225
Ireland	601,531	2,561,146	495,449	2,203,862
Latvia	139,633	720,697	162,611	577,988
Lithuania	524,765	1,716,399	430,276	1,463,899
Norway	569,079	2,369,843	371,286	1,731,806
Sweden	1,343,822	5,385,658	1,096,692	5,036,133
United Kingdom	18,216,204	70,036,268	14,130,562	57,191,716
SOUTHERN EUROPE	24,294,682	83,468,532	17,853,437	70,004,082
Albania	35,591	117,781	42,201	125,022
Bosnia & Herzegovina	1,533	6,605		7,019
Croatia	124,000	533,364	140,280	483,170
Gibraltar		223		
Greece	705,489	3,109,839	607,718	2,177,433
Italy	9,425,725	30,189,286	6,232,515	24,341,889
Macedonia	284	284		
Malta	39,093	214,861	43,891	129,482
Montenegro	624	1,476,158		
Portugal	2,003,882	7,238,446	1,624,014	6,283,453
San Marino		344		
Serbia	20,260	66,574	50,665	294,980
Slovenia	463,122	2,415,758	426,874	2,556,232
Spain	11,475,079	38,099,009	8,685,279	33,605,402
WESTERN EUROPE	34,663,046	132,879,621	26,977,480	111,237,763
Austria	179,749	626,446	122,490	507,369
Belgium	6,937,482	25,893,905	5,551,087	24,128,217
Europien Union				5,373
France	4,212,790	16,796,410	3,593,944	13,426,648
Germany	13,762,597	50,495,905	10,839,224	44,835,997
Liechtenstein		3,234		1,967
Luxembourg	439	9,152	786	5,914
Netherlands	9,365,999	38,465,387	6,720,188	27,855,155
Switzerland	203,991	589,183	149,761	471,124

Contd.

10.12 Exports by Areas and Countries / Territories

(In Thousand Rupees)

Territories/Countries	October, 2018	Cumulative From July,2018	October, 2017	Cumulative From July,2017
EASTERN AFRICA	8,222,154	27,095,346	7,608,011	24,151,362
Burundi	1,798	6,476	5,783	7,064
Comoros	449,896	1,321,218	299,917	1,255,023
Djibouti	377,393	1,302,879	268,911	940,981
Eritrea	511	16,718	3,238	3,238
Ethiopia	6,515	179,386	8,010	35,806
Kenya	2,696,518	9,301,939	1,855,144	9,746,856
Madagascar	720,776	4,663,610	2,829,700	5,410,600
Malawi	2,828	92,247	5,838	21,610
Mauritius	373,566	869,841	337,411	685,267
Mayotte		5,619	4,362	5,972
Mozambique	392,465	1,647,586	448,155	1,249,673
Reunion	54,505	306,562	60,418	191,935
Rwanda	2,498	11,181	2,739	9,817
Seychelles	52,885	149,080	24,434	90,721
Somalia	524,044	1,797,260	358,296	1,264,433
Uganda	11,031	70,740	6,947	64,686
U.R.of Tanzania	2,519,477	4,969,571	1,063,215	2,968,589
Zambia	16,287	37,768	2,667	25,188
Zimbabwe	19,162	345,667	22,825	173,904
MIDDLE AFRICA	493,646	1,366,617	411,592	1,626,116
Angola	211,778	470,858	191,756	825,357
Cameroon	124,844	421,839	167,271	547,598
Central African R.	503	503		
Chad	2,548	2,548		1,436
Congo, Republic of	15,998	21,112	884	11,546
D.R.of Congo	97,312	404,459	33,959	220,337
Equatorial G.(Ri.Mi)	4,995	6,890	2,694	2,694
Gabon	34,163	36,902	15,029	17,149
Sao Tome & Principe	1,506	1,506		
NORTHERN AFRICA	1,872,025	6,856,335	1,591,408	6,037,462
Algeria	164,740	588,302	227,138	425,872
Egypt(U.A.R.)	1,069,267	3,492,406	710,764	2,826,324
Libya	25,193	97,315	11,715	116,353
Morocco	347,162	942,678	236,815	829,695
Sudan	171,113	821,608	268,440	1,041,911
Tunisia	94,549	914,026	136,536	797,307
SOUTHERN AFRICA	2,862,125	8,153,785	2,092,753	6,426,389
Botswana	98,075	213,458	50,345	160,540
Lesotho		14,101	72,328	185,966
Namibia	19,534	42,767	18,792	36,198
South Africa	2,737,235	7,876,093	1,949,112	5,982,900
Swaziland	7,281	7,366	2,176	60,786
WESTERN AFRICA	1,990,368	11,111,905	3,308,725	10,167,699
Benin	199,870	1,056,982	358,596	2,202,670
Burkina Faso(Fr.Up.V	933	4,508	179	7,172
Cape Verde			2,259	2,259
Co,te d,Ivoire(Fr.Iv	91,221	209,125	534,935	1,177,765
Gambia	78,299	249,175	112,857	320,005
Ghana	344,507	1,175,827	265,504	1,002,933

Contd.

10.12 Exports by Areas and Countries / Territories

(In Thousand Rupees)

Territories/Countries	October, 2018	Cumulative From July,2018	October, 2017	Cumulative From July,2017
Guinea	85,838	3,456,626	10,479	52,770
Guinea-Bissau	113,699	799,696	354,073	1,116,315
Liberia	7,161	29,456	3,086	15,387
Mali	2,694	4,604	45	6,346
Mauritania	82,175	316,013	76,517	146,320
Niger	508	513		62,609
Nigeria	600,671	2,217,240	1,016,043	2,494,246
Senegal	151,518	453,030	130,206	256,334
Sierra Leone	153,226	733,581	366,553	882,536
Togo	78,048	405,530	77,394	422,032
EASTERN ASIA	27,934,241	94,011,055	22,714,462	72,794,185
China	19,873,253	68,324,718	16,764,668	50,631,075
Hong Kong S.A.Re.Chi	1,049,321	4,336,867	1,088,636	3,795,710
Japan	2,326,283	8,686,360	1,701,125	6,588,852
Korea, Republic of	3,626,791	9,306,532	2,339,102	9,294,443
Macao.China	545	3,968	440	440
Mongolia	17,033	18,498	2,362	7,068
O.Asia(Tai.For.Pe.Ki	1,041,015	3,334,112	818,128	2,476,598
SOUTH-CENTRAL ASIA	28,680,179	115,255,202	27,475,975	95,729,415
Afghanistan	11,047,056	44,996,364	13,365,816	46,970,115
Bangladesh	8,418,249	32,438,551	6,974,573	22,780,081
Bhutan		32		
India	5,453,361	17,016,611	3,977,977	12,868,223
Iran (Islamic R.)	244,118	1,200,512	148,625	775,046
Kazakistan	147,750	2,245,714	289,720	1,852,648
Kyrgyzstan/Kyrgyz R.	38,022	72,115	13,185	21,064
Maldives	87,631	225,891	51,757	210,828
Nepal	11,086	34,534	2,481	33,167
Sri Lanka	2,933,441	15,664,459	2,615,192	9,792,862
Tajikistan	48,181	368,275	1,762	116,787
Turkmenistan	5,394	15,020	28,452	73,954
Uzbekistan	245,889	977,126	6,436	234,640
SOUTH-EASTERN ASIA	10,550,841	38,366,810	10,486,400	30,494,070
Brunei Darussalam	12,001	25,910	594	8,008
Cambodia Fr.Kampuche	310,112	1,114,672	364,406	1,029,651
Timor Leste	28,731	118,282	16,584	16,964
Indonesia	1,518,107	7,698,743	1,995,220	5,024,984
Lao People's D.R.	9,716	50,364	4,879	48,144
Malaysia	1,267,841	5,678,944	939,686	3,841,268
Myanmar	348,453	827,284	244,778	688,525
Philippines	1,444,542	3,599,951	1,070,299	3,451,755
Singapore	481,705	3,990,064	1,233,902	2,530,991
Thailand	1,312,921	4,274,305	1,071,091	3,467,908
Viet Nam	3,816,711	10,988,290	3,544,960	10,385,873
WESTERN ASIA	19,550,367	81,255,333	14,798,644	62,396,965
Armenia		2,145		6,364
Azerbaijan	100,416	277,310	29,793	371,573
Bahrain	618,830	2,108,123	372,817	1,326,210
Cyprus	50,739	175,504	62,998	156,244

Contd.

10.12 Exports by Areas and Countries / Territories

(In Thousand Rupees)

Territories/Countries	October, 2018	Cumulative From July,2018	October, 2017	Cumulative From July,2017
Gaza Strip				45,188
Georgia	55,528	150,168	36,249	74,021
Iraq	249,477	662,457	76,858	400,352
Jordan	608,220	1,744,248	165,530	926,941
Kuwait	1,184,979	3,812,124	954,827	2,839,387
Lebanon	348,941	991,177	140,748	590,482
Oman	1,191,968	5,424,427	799,452	3,653,661
Qatar	910,881	3,734,989	714,416	2,879,646
Saudi Arabia	3,411,705	12,056,489	2,603,561	9,965,744
Syrian Arab Republic	86,805	495,558	16,204	435,028
Turkey	2,724,547	11,565,886	2,479,030	11,677,534
United Arab Emirates	7,555,111	36,097,652	5,851,140	25,346,090
Yemen	452,220	1,957,074	495,021	1,702,501
AUSTRALIA AND NEW ZEALAND	2,610,119	9,779,495	2,021,518	11,330,342
Australia	2,128,928	8,213,618	1,721,323	9,994,085
New Zealand	481,192	1,565,877	300,195	1,336,257
MELANESIA	3,685,339	3,752,475	70,569	176,403
Fiji	25,644	70,476	41,416	84,754
New Caledonia	2,190	2,347		3,362
Papua New Guinea	3,657,504	3,679,518	21,022	79,346
Solomon Islands			7,436	7,436
Vanuatu		134	695	1,504
MICRONESIA	2,118	6,618	1,479	3,008
Guam	2,118	6,618	1,479	3,008
POLYNESIA	9,771	25,372	990	4,360
Cook Islands	773	1,105	821	1,509
French Polynesia	153	2,999	169	2,850
Samoa	2,652	15,075		
Tonga	6,193	6,193		

10.13 Re-exports by Areas and Countries / Territories

(In Thousand Rupees)

Territories/Countries	October, 2018	Cumulative From July,2018	October, 2017	Cumulative From July,2017
GRAND TOTALS	3,139,366	10,674,186	7,933,596	15,409,362
CENTRAL AMERICA		5,885	232	783
Mexico		5,885		512
Panama			232	271
SOUTH AMERICA		1,095	4,197	50,730
Bolivia			247	247
Colombia		1,095	90	90
Ecuador				40,990
Peru			3,860	9,403
NORTH AMERICA	683,824	1,101,728	811,094	1,087,240
Canada	11,740	22,674	21,837	137,549
U.S.America	672,084	1,079,054	789,257	949,691
EASTERN EUROPE	22,320	65,104	1,105	352,600
Belarus	66	66		
Bulgaria		521		
Czech Republic	21,758	45,751		
Hungary	496	7,048	1,105	352,360
Poland		6,200		183
Romania		5,398		
Russian Federation		120		
Slovakia/Slovak R.				48
Ukraine				9
NORTHERN EUROPE	197,488	409,188	559,977	711,178
Denmark	1,407	11,244	1	319
Finland		1,234	1,873	1,873
Ireland		513		161
Latvia		1,497		
Norway	680	5,373		7,289
Sweden	1,890	99,093		1,093
United Kingdom	193,511	290,234	558,103	700,442
SOUTHERN EUROPE	239,722	355,222	41,360	132,831
Bosnia & Herzegovina		186		
Croatia				305
Greece				1,671
Italy	239,042	318,673	40,857	80,407
Portugal		8,357		3,833
Spain	681	28,006	503	46,615
WESTERN EUROPE	313,036	1,696,211	4,661,109	5,366,633
Austria	663	9,440	2,949	2,986
Belgium	4,516	19,218	3,506,389	3,527,050
France	78,593	392,379	32,257	309,877
Germany	213,187	1,052,513	1,075,953	1,462,747
Netherlands	13,279	176,562	42,859	46,794
Switzerland	2,798	46,099	701	17,179
EASTERN AFRICA				2,043
Mauritius				2,043

Contd.

10.13 Re-exports by Areas and Countries / Territories

(In Thousand Rupees)

Territories/Countries	October, 2018	Cumulative From July,2018	October, 2017	Cumulative From July,2017
NORTHERN AFRICA	84	357		2,287
Algeria				687
Egypt(U.A.R.)	84	357		1,600
SOUTHERN AFRICA		542	1,967	46,218
South Africa		542	1,967	46,218
WESTERN AFRICA	447	447		4,159
Guinea				4,159
Nigeria	447	447		
EASTERN ASIA	586,860	2,730,960	1,460,920	4,215,300
China	375,981	1,966,225	1,293,634	3,444,388
Hong Kong S.A.Re.Chi	44,115	145,104	44,289	325,020
Japan	159,494	592,982	99,657	406,792
Korea, Republic of	5,911	15,539	22,835	38,584
O.Asia(Tai.For.Pe.Ki	1,360	11,110	505	515
SOUTH-CENTRAL ASIA	44,327	103,471	15,240	95,805
Afghanistan		4,721	8,498	43,768
Bangladesh		294		
India	43,325	85,846	6,742	26,223
Iran (Islamic R.)		6,205		25,110
Uzbekistan	1,001	6,405		704
SOUTH-EASTERN ASIA	245,740	1,430,792	140,315	666,108
Brunei Darussalam		866		
Indonesia	57,801	206,200	63,600	195,218
Malaysia	46,448	69,435	1,969	17,782
Philippines	1,597	6,891	1,173	7,785
Singapore	31,676	135,092	35,755	309,199
Thailand	103,043	998,614	37,818	136,124
Viet Nam	5,175	13,694		
WESTERN ASIA	801,974	2,764,037	236,074	2,675,333
Azerbaijan				11,391
Bahrain		11,828	3,542	42,422
Cyprus			56,672	56,672
Iraq	68,981	112,240		12,708
Jordan		657	105	105
Kuwait		124		769
Lebanon		2,547		
Oman	8,340	100,686		1,114
Qatar	42,075	151,597	360	101,834
Saudi Arabia	17,081	51,160	4,956	29,283
Turkey	2,965	58,865	8,068	18,361
United Arab Emirates	662,533	2,274,334	162,372	2,400,675
AUSTRALIA AND NEW ZEALAND	3,544	9,146	5	115
Australia	3,544	9,146		105
New Zealand			5	11

10.14 Imports by Areas and Countries / Territories

(In Thousand Rupees)

Territories/Countries	October, 2018	Cumulative From July,2018	October, 2017	Cumulative From July,2017
GRAND TOTALS	626,030,879	2,383,480,027	515,086,054	2,007,915,107
LATIN AMERICA	174,435	561,512	129,649	329,541
Anguilla				10
Antigua and Barbuda	1,886	1,912	140	2,539
Aruba		4,676		23,871
Bahamas	1,268	19,731	1,534	6,395
Barbados	301	5,559		13,028
British Virgin Is.	71,529	148,710		
Cayman Islands				2
Cuba	5,271	16,251	467	615
Dominica				6,379
Dominican Republic	7,200	37,059	1,703	4,593
Grenada	341	341		
Guadeloupe			18	18
Haiti	7	428		2,922
Jamaica	13,933	64,508	8,298	33,702
Montserrat			1,420	1,420
Netherlands Antilles		1,849	1,141	9,288
Puerto Rico	56,528	192,366	24,214	104,697
St.Kitts and Nevis		7	80,303	85,563
Trinidad and Tobago	16,172	68,116	10,413	34,230
Turks & Caicos Is.				269
CENTRAL AMERICA	622,849	4,004,738	484,395	2,516,707
Belize		141,633	2,383	3,616
Costa Rica	43,035	112,308	28,335	91,072
El Salvador		40	262	288
French West Indies			9	9
Guatemala	34,119	501,223	112,123	374,022
Honduras	64,970	131,647	1,262	20,548
Mexico	478,361	3,113,748	336,751	2,016,033
Nicaragua	521	780		
Panama	1,843	3,359	3,270	11,121
SOUTH AMERICA	4,144,280	22,568,385	9,153,838	44,260,479
Argentina	1,759,159	4,827,148	530,222	10,426,128
Bolivia			626	626
Bouvet Island	504	3,630		364
Brazil	1,960,903	15,237,946	8,133,705	30,797,700
Chile	275,559	1,946,112	223,271	1,105,044
Colombia	32,017	75,470	17,966	65,462
Ecuador	375	16,564	7,029	61,566
Falkland Is.Malvinas	120	120		
French Guiana	6,744	19,724		
Guyana	5,668	12,992	2,610	11,576
Paraguay	55,002	113,749	194,415	1,583,581
Peru	33,307	175,805	23,864	123,502
S.Georgia S.Sandw.Is		3,137		182
Suriname		2,421		
Uruguay	12,460	120,654	16,941	62,119
Venezuela,Bolivar. R	2,462	12,912	3,190	22,629

Contd.

10.14 Imports by Areas and Countries / Territories

(In Thousand Rupees)

Territories/Countries	October, 2018	Cumulative From July,2018	October, 2017	Cumulative From July,2017
NORTH AMERICA	40,202,819	117,967,185	24,080,146	99,899,620
Bermuda	4,186,922	4,186,941		2,530,449
Canada	4,538,376	12,517,860	1,512,460	11,959,328
St.Pierre & Miquelon				1
U.S.America	31,477,521	101,262,384	22,567,686	85,409,842
EASTERN EUROPE	9,348,932	36,890,532	9,232,500	29,867,869
Belarus	564,452	2,160,441	492,311	2,309,586
Bulgaria	197,986	645,950	357,237	883,957
Czech Republic	636,492	2,073,635	536,567	2,049,693
Hungary	196,524	1,004,138	739,744	1,819,689
Poland	1,292,239	4,559,714	1,041,943	3,270,770
Republic of Moldova	7,859	38,806	40,458	63,332
Romania	476,712	3,118,837	231,266	840,045
Russian Federation	3,358,663	14,844,747	1,702,377	7,044,336
Slovakia/Slovak R.	122,538	519,120	172,912	841,574
Ukraine	2,495,468	7,925,143	3,917,684	10,744,887
NORTHERN EUROPE	14,718,267	67,851,135	10,544,730	45,390,657
Denmark	1,294,617	4,855,342	603,468	2,580,614
Estonia	38,951	191,329	30,052	133,101
Faeroe Islands		13,638		174
Finland	1,806,759	6,938,750	681,343	2,735,372
Iceland	309	9,669	13,105	119,349
Ireland	869,018	3,288,008	800,997	3,059,730
Latvia	112,501	594,541	69,864	456,656
Lithuania	28,130	223,443	30,550	163,893
Norway	182,812	1,008,237	105,813	504,529
Svalbard/Jan May.Is.				693
Sweden	2,414,167	10,134,721	1,955,554	7,538,451
United Kingdom	7,971,004	40,593,457	6,253,985	28,098,095
SOUTHERN EUROPE	7,782,570	31,634,874	7,134,459	29,789,458
Albania	1,770	8,517		324
Andorra	3	706		20
Bosnia & Herzegovina	58,410	86,318	635	9,275
Croatia	18,026	108,941	6,210	64,910
Fr.Yugoslav R.Macedo		10	17	672
Gibraltar		4,526		
Greece	76,260	785,364	99,844	292,645
Italy	5,452,142	21,727,760	5,062,844	21,247,088
Malta	7,345	12,964	12,960	22,568
Portugal	103,886	903,520	184,515	983,822
San Marino	6,691	12,866	1,945	37,408
Serbia	14,492	50,701	543	23,609
Slovenia	38,872	150,698	61,203	211,539
Spain	2,004,672	7,781,983	1,703,742	6,895,579
WESTERN EUROPE	36,972,664	150,122,498	41,901,918	150,619,114
Austria	1,465,345	7,726,280	1,625,196	5,317,972
Belgium	2,489,186	13,778,116	2,854,527	9,939,177
Europien Union	7,800,199	29,193,013	5,591,055	24,926,628
France	4,980,049	18,126,497	3,844,240	18,267,524
Germany	13,604,419	48,176,432	11,311,768	40,650,834

Contd.

10.14 Imports by Areas and Countries / Territories

(In Thousand Rupees)				
Territories/Countries	October, 2018	Cumulative From July,2018	October, 2017	Cumulative From July,2017
Liechtenstein		1,924	7,605	10,145
Luxembourg	10,658	181,053	236,333	364,959
Monaco	35	46		7
Netherlands	3,154,070	17,099,156	13,370,123	39,489,042
Switzerland	3,468,701	15,839,983	3,061,071	11,652,825
EASTERN AFRICA	7,370,447	32,876,230	5,045,441	21,418,128
B.Indian Ocean Terr.	11	249		1,303
Burundi	173,726	616,671	118,448	629,967
Comoros	6,770	38,719	16,211	16,211
Djibouti				3,375
Eritrea				5,139
Ethiopia	84,594	302,917	96,636	181,479
Kenya	5,493,984	20,318,986	4,142,148	17,204,430
Madagascar	34,915	332,517	82,568	236,224
Malawi	21,342	146,109		17,901
Mauritius	384	938,938	17,945	65,674
Mayotte	4,012	10,713		
Mozambique	26,843	4,723,112	30,452	87,268
Reunion	28,119	108,585	16,841	68,561
Rwanda	496,277	1,938,703	233,438	1,249,667
Seychelles	5,795	24,473	7,085	23,185
Somalia	17,364	431,090	16,189	363,775
Uganda	162,169	683,427	92,296	423,205
U.R.of Tanzania	730,412	1,195,773	115,443	549,256
Zambia	74,421	954,859	37,713	234,249
Zimbabwe	9,308	110,388	22,026	57,260
MIDDLE AFRICA	141,903	4,887,232	281,768	430,691
Angola	630	630	2,162	2,809
Cameroon	41,076	100,651	11,627	63,939
Central African R.	1,794	1,898	216,996	221,638
Chad	26,491	99,098	3,487	16,557
Congo, Republic of	65,586	189,073	13,467	60,456
D.R.of Congo		9,588	9	9
Equatorial G.(Ri.Mi)		4,460,032		
Gabon	6,326	26,262	34,021	62,356
Sao Tome & Principe				2,927
NORTHERN AFRICA	4,785,127	24,008,294	5,651,946	17,726,605
Algeria	1,692	7,415	4,361	23,360
Egypt(U.A.R.)	1,730,790	6,986,799	2,750,211	7,175,285
Libya	39,485	269,458	72,728	179,167
Morocco	2,851,957	15,429,721	2,519,591	9,296,821
Sudan	97,900	1,063,117	281,367	858,064
Tunisia	63,303	251,785	23,688	193,907
Western Sahara(Ri.De)				1
SOUTHERN AFRICA	11,019,982	49,550,849	9,263,727	36,783,936
Botswana	3,909	15,289		1,569
Canary Islands		7,247	1,940	18,106
Namibia	31,996	120,836	23,604	69,003
South Africa	10,672,444	48,608,327	9,171,160	36,401,126
Swaziland	311,633	799,150	67,023	294,132

Contd.

10.14 Imports by Areas and Countries / Territories

(In Thousand Rupees)				
Territories/Countries	October, 2018	Cumulative From July,2018	October, 2017	Cumulative From July,2017
WESTERN AFRICA	3,855,508	26,844,332	96,899	1,362,610
Benin		3,868		5
Burkina Faso(Fr.Up.V	23	23	6	65,326
Cape Verde		5,372		3,253
Co,te d,Ivoire(Fr.Iv		149,464		533,172
Gambia	124	23,166	50	1,836
Ghana	38,575	212,399	27,147	90,003
Guinea		4,923,335	17,508	36,196
Guinea-Bissau		6,802		
Liberia	764	2,389		13,090
Mali				2,760
Mauritania				110
Nigeria	3,798,331	21,424,311	24,732	37,815
Senegal	12,770	77,625	5,557	40,620
Sierra Leone		2,639	108	5,805
St. Helena	4,922	6,168	1	284
Togo		6,771	21,790	532,336
EASTERN ASIA	180,072,010	716,210,600	157,001,923	668,415,831
China	135,115,574	551,988,708	121,132,075	531,842,414
Hong Kong S.A.Re.Chi	1,876,946	7,672,624	743,058	2,511,816
Japan	22,691,467	91,123,138	22,561,384	86,297,777
Korea D.P.Republic	145,065	289,688	182,809	1,236,143
Korea, Republic of	10,127,265	37,956,806	8,805,851	31,300,732
Macao.China		74	31	1,047
O.Asia(Tai.For.Pe.Ki	10,115,693	27,179,562	3,576,715	15,225,900
SOUTH-CENTRAL ASIA	31,643,354	118,301,233	22,906,043	83,813,407
Afghanistan	10,267,507	30,413,894	6,612,863	21,468,814
Bangladesh	490,571	2,523,489	577,092	1,779,227
Bhutan		4,046	535	1,559
India	16,208,435	63,742,756	11,001,779	44,231,947
Iran (Islamic R.)	3,958,224	16,333,574	3,654,006	12,944,348
Kazakstan	27,858	160,504	58,835	384,494
Kyrgyzstan/Kyrgyz R.	865	865	179	544
Maldives		1		16
Nepal	18,447	29,645	646	14,194
Sri Lanka	597,153	4,529,176	754,318	2,516,779
Tajikistan	6,173	16,815	6,539	18,653
Turkmenistan	38,944	380,147	225,440	425,206
Uzbekistan	29,177	166,321	13,810	27,625
SOUTH-EASTERN ASIA	60,065,971	240,678,529	58,286,574	224,150,414
Brunei Darussalam	77	77	127	127
Cambodia Fr.Kampuche	1,928	30,795	7,280	29,266
Timor Leste		39		14
Indonesia	25,250,859	102,972,966	23,167,678	90,647,890
Lao People's D.R.	650	105,138		107
Malaysia	10,120,594	45,176,465	10,698,948	42,218,700
Myanmar	22,354	70,490	23,989	230,880
Philippines	678,448	2,711,088	1,521,524	4,068,503
Singapore	4,370,719	18,484,851	6,903,182	25,382,868
Thailand	15,620,079	58,407,016	12,159,146	45,310,188
Viet Nam	4,000,264	12,719,604	3,804,700	16,261,871

Contd.

10.14 Imports by Areas and Countries / Territories

(In Thousand Rupees)

Territories/Countries	October, 2018	Cumulative From July,2018	October, 2017	Cumulative From July,2017
WESTERN ASIA	208,018,554	715,375,825	149,588,789	527,578,628
Armenia	52	52		9,169
Azerbaijan	1,618	15,956	19,688	34,577
Bahrain	708,952	2,395,142	310,349	2,714,608
Cyprus	10,707	62,761	6,740	32,343
Gaza Strip	363	889	2,685	3,359
Georgia	371	9,638	212	1,468
Iraq	923,431	1,835,188	436,412	3,623,941
Jordan	214,130	1,017,057	245,412	1,392,563
Kuwait	17,454,221	55,935,949	11,789,026	44,834,714
Lebanon	90,634	190,309	15,477	131,140
Oman	5,235,124	33,626,840	9,364,866	27,692,367
Qatar	23,885,463	107,520,270	14,212,888	55,786,606
Saudi Arabia	34,014,293	125,712,342	30,499,131	104,025,701
Syrian Arab Republic	12,217	41,858	5,787	12,702
Turkey	4,847,429	16,166,714	1,964,074	9,447,263
United Arab Emirates	120,594,803	370,572,158	80,629,425	277,140,740
Yemen	24,745	272,702	86,617	695,366
AUSTRALIA AND NEW ZEALAND	5,078,741	23,077,098	4,300,584	23,540,463
Australia	4,808,413	21,277,714	3,513,991	20,030,858
Christmas Islands	1,832	15,406		826
Cocos (Keeling) Is.	1,060	1,377		
Heard/Mac Donald Is.				73
New Zealand	265,844	1,778,138	785,666	3,453,082
Norfolk Island	1,494	1,494		
US.Minor Outlying Is	98	2,968	926	55,625
MELANESIA	10,588	55,806	713	15,834
Fiji			713	9,978
New Caledonia	9,688	36,441		
Papua New Guinea		14,554		3,120
Solomon Islands	901	3,509		2,209
Vanuatu		1,301		527
MICRONESIA		8,619		1,671
Kiribati		4		1,671
Micronesia,F.States		8,614		
POLYNESIA	1,879	4,519	13	3,444
American Samoa	162	179		3,424
French Polynesia			13	13
Johnston Island	206	206		
Pitcairn		33		6
Samoa	1,510	1,824		
Tokelau		2,272		
Tuvalu	1	4		

10.15 Re-imports by Areas and Countries / Territories

(In Thousand Rupees)

Territories/Countries	October, 2018	Cumulative From July,2018	October, 2017	Cumulative From July, 2017
GRAND TOTALS	4,205,465	12,772,201	2,584,758	8,925,842
LATIN AMERICA		1,837	6,609	7,063
Cuba				454
Dominican Republic		1,557		
Netherlands Antilles		280	6,609	6,609
CENTRAL AMERICA	2,288	7,650	1,602	8,869
Belize		1,510		1,412
Guatemala				2,131
Honduras	2,288	5,222	1,602	5,306
Mexico		73		19
Nicaragua		844		
SOUTH AMERICA		29,792		
Argentina		76		
Chile		28,674		
Peru		1,041		
NORTH AMERICA	1,495,819	5,329,508	1,145,204	3,842,094
Canada	134,741	509,008	146,294	555,580
U.S.America	1,361,079	4,820,500	998,910	3,286,514
EASTERN EUROPE	24	20,218	12,158	21,334
Bulgaria		2,628	1,851	2,407
Czech Republic				35
Hungary	24	24		
Poland		17,566	9,822	17,890
Romania			486	486
Russian Federation				515
NORTHERN EUROPE	91,836	258,318	32,041	183,058
Denmark	5,783	22,041	2,881	8,254
Ireland		4,485	4,142	5,246
Lithuania		2,199		
Norway	14,767	42,780		
Sweden	14,383	50,903	8,486	30,305
United Kingdom	56,903	135,909	16,532	139,253
SOUTHERN EUROPE	40,967	214,147	54,708	184,783
Greece	5,146	17,472		406
Italy	26,862	171,530	38,111	141,057
Portugal		19		
Slovenia	6,719	6,719		
Spain	2,239	18,406	16,597	43,320
WESTERN EUROPE	146,179	433,873	71,066	292,857
Austria	322	322		880
Belgium	13,558	132,589	16,376	54,357
France	31,096	61,163	4,864	18,374
Germany	59,209	160,019	41,116	175,936
Netherlands	31,313	60,006	8,325	32,927
Switzerland	10,682	19,774	385	10,383
EASTERN AFRICA	1,702	10,007	2,444	11,370
B.Indian Ocean Terr.			366	366
Ethiopia		7,357		

Contd.

10.15 Re-imports by Areas and Countries / Territories

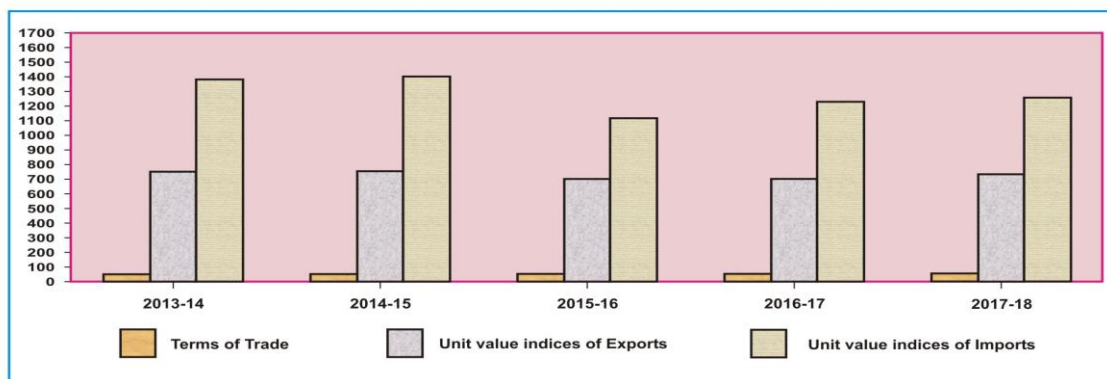
(In Thousand Rupees)

Territories/Countries	October, 2018	Cumulative From July,2018	October, 2017	Cumulative From July, 2017
Mauritius		948		
Mozambique				1,176
U.R.of Tanzania	1,702	1,702	2,079	9,828
NORTHERN AFRICA		1,679	2,298	2,932
Egypt(U.A.R.)		907		472
Morocco		772	2,298	2,438
Tunisia				22
SOUTHERN AFRICA	21,404	72,357	6,146	46,097
South Africa	21,404	72,155	6,143	43,793
Swaziland		201	3	2,304
WESTERN AFRICA	3,800	3,800		
Gambia	3,800	3,800		
EASTERN ASIA	1,987,202	4,727,240	882,959	2,638,852
China	1,568,281	3,212,206	486,380	1,632,559
Hong Kong S.A.Re.Chi	81,811	151,384	25,372	79,778
Japan	163,549	742,143	285,687	633,741
Korea D.P.Republic		1,188		457
Korea, Republic of	106,725	420,069	34,278	123,084
O.Asia(Tai.For.Pe.Ki	66,836	200,251	51,242	169,233
SOUTH-CENTRAL ASIA	141,055	520,851	131,989	496,166
Bangladesh	1,112	7,674	1,590	6,737
India	121,201	460,795	119,619	403,513
Iran (Islamic R.)	1,250	2,195		1,387
Sri Lanka	17,492	50,186	10,781	84,530
SOUTH-EASTERN ASIA	115,593	585,369	135,647	603,436
Indonesia	81,438	398,005	82,612	373,090
Malaysia	22,133	120,486	10,577	74,693
Philippines		12		173
Singapore		13,127	4,459	20,407
Thailand	1,588	11,494	27,434	87,539
Viet Nam	10,434	42,244	10,566	47,533
WESTERN ASIA	131,790	473,646	81,337	453,271
Bahrain	3,193	19,031	3,946	25,716
Iraq	48	48		
Kuwait				261
Oman		884		4,010
Qatar		7,842	964	10,075
Saudi Arabia	19,282	69,447	18,665	78,455
Syrian Arab Republic	3,383	3,383		
Turkey	12,571	81,828	21,989	66,481
United Arab Emirates	93,312	291,182	35,773	268,273
AUSTRALIA AND NEW ZEALAND	25,805	81,910	18,550	133,659
Australia	25,805	81,910	18,550	133,659

10.16 Annual and Quarterly Terms of Trade and Unit Value Indices of Exports and Imports (1990-91=100)

Year/ Quarter	Terms of Trade	Unit Value Indices of Exports	Unit Value Indices of Imports
2013-14	54.27	752.86	1387.15
2014-15	54.43	759.21	1394.74
2015-16	57.99	705.02	1215.80
2016-17	58.64	703.39	1199.54
2017-18 *	58.31	735.50	1261.25
2013-14 Jul-Sep	54.54	745.76	1,367.33
Oct-Dec	54.61	745.57	1,365.33
Jan-Mar	54.80	771.50	1,407.91
Apr-Jun	53.17	748.62	1,408.02
2014-15 Jul-Sep	52.24	753.27	1,441.89
Oct-Dec	54.48	762.69	1,399.87
Jan-Mar	56.69	769.06	1,356.61
Apr-Jun	54.46	751.81	1,380.57
2015-16 Jul-Sep	54.97	712.89	1,296.84
Oct-Dec	58.35	701.89	1,202.89
Jan-Mar	59.56	703.02	1,180.31
Apr-Jun	59.36	702.28	1,183.17
2016-17 Jul-Sep	58.67	697.00	1,188.06
Oct-Dec	59.05	703.81	1,191.83
Jan-Mar	58.47	703.47	1,203.03
Apr-Jun	58.37	709.28	1,215.22
2017-18 Jul-Sep	58.76	707.53	1204.15
Oct-Dec	59.16	715.14	1208.87
Jan-Mar	58.42	751.52	1286.34
Apr-Jun *	57.06	767.80	1345.64
2018-19 Jul-Sep	57.67	755.16	1309.39

ANNUAL TERMS OF TRADE & UNIT VALUE INDICES OF EXPORTS & IMPORTS (1990-91=100)



10.17 Index Numbers of Unit Values of Exports by Groups (1990-91=100)

Year /Quarter	All Groups	Food & Live Animals	Beverages & Tobacco	Crude Materials Inedible Except Fuels	Mineral Fuels & Lubricants	Chemicals	Manufactured Goods	Machinery & Transport Equipment	Misc. Manufactured Articles
2013-14	752.86	954.07	1127.89	1009.57	1682.81	939.50	698.49	1650.17	700.75
2014-15	759.21	1057.47	1148.80	999.87	1713.20	935.18	667.05	1789.37	728.76
2015-16	705.02	944.46	1217.42	920.79	1092.25	1000.41	607.38	1873.58	774.38
2016-17	703.39	912.62	1240.70	894.27	1136.42	1029.70	595.74	1740.35	799.30
2017-18 *	735.50	1134.29	1061.25	1043.30	1485.92	1054.28	580.96	1838.42	820.87
2013-14 Jul-Sep	745.46	919.57	1098.87	1017.68	1634.63	934.11	713.43	1624.52	674.82
Oct-Dec	745.57	952.49	1154.15	1023.78	1640.93	928.01	698.36	1631.05	723.57
Jan-Mar	771.50	970.48	1164.01	1042.41	1659.59	941.60	722.66	1664.20	729.32
Apr-Jun	748.62	973.74	1094.54	954.39	1796.09	954.26	659.51	1680.90	675.29
2014-15 Jul-Sep	753.27	1027.99	1123.85	988.05	1853.14	929.85	676.38	1722.41	692.43
Oct-Dec	762.69	1071.97	1171.54	1000.56	1862.62	935.86	677.14	1781.57	740.31
Jan-Mar	769.06	1075.01	1148.08	1030.34	1732.30	946.52	679.02	1787.10	728.26
Apr-Jun	751.81	1054.91	1151.73	980.52	1404.75	928.49	635.66	1866.41	754.05
2015-16 Jul-Sep	712.89	973.60	1144.34	964.35	1423.80	994.53	628.77	1955.09	730.30
Oct-Dec	701.89	935.34	1176.96	908.48	1022.94	995.70	601.06	1858.72	782.09
Jan-Mar	703.02	929.68	1250.14	921.27	1045.51	1021.47	599.41	1866.25	795.28
Apr-Jun	702.28	939.22	1298.25	889.05	876.75	989.95	600.29	1814.27	789.83
2016-17 Jul-Sep	697.00	972.71	1239.28	909.02	1069.37	993.34	590.69	1780.89	762.86
Oct-Dec	703.81	928.54	1223.96	880.70	1080.33	1032.44	597.47	1719.51	794.66
Jan-Mar	703.47	869.54	1211.78	876.35	1228.96	1025.79	599.28	1724.91	802.38
Apr-Jun	709.28	879.70	1287.78	910.99	1167.02	1067.24	595.50	1736.07	837.29
2017-18 Jul-Sep	707.53	983.63	1157.74	928.64	1144.95	1062.88	577.94	1718.62	821.49
Oct-Dec	715.14	985.76	1104.99	1001.63	1400.72	1023.88	578.22	1711.85	821.12
Jan-Mar	751.52	1249.74	1006.31	1110.20	1613.21	1062.85	585.10	1972.26	809.21
Apr-Jun	767.80	1318.04	975.95	1132.73	1784.79	1067.51	582.59	1950.95	831.64
2018-19 Jul-Sep	755.16	1153.35	959.54	1109.62	2063.32	1110.95	586.37	1461.01	830.31

* : Provisional

10.18 Index Numbers of Unit Values of Imports by Groups (1990-91=100)

Year/Quarter	All groups	Food and Live animals	Beverages & Tobacco	Crude materials inedible except fuels	Mineral fuels & Lubricants	Animal or Veg. oils & Fats	Chemicals	Manufactured goods	Machinery & Transport equipment	Misc. manufactured articles
2013-14	1387.15	838.74	1446.20	1046.35	1757.91	1054.13	1098.60	899.66	1866.32	1458.63
2014-15	1394.74	891.28	1620.65	1048.08	1511.85	1037.83	1256.50	1026.39	1985.27	1854.42
2015-16	1215.80	839.11	1700.77	1031.47	919.48	1011.65	1193.67	920.53	1913.99	2376.63
2016-17	1199.54	829.56	1762.07	1019.86	811.76	1090.65	1277.08	927.03	1872.19	2494.45
2017-18 *	1261.25	943.23	1656.22	1020.56	1030.32	1010.73	1264.05	939.97	1913.85	2652.61
2013-14 Jul-Sep	1,367.33	839.00	1,390.72	1,064.30	1,688.69	1,075.42	1,064.27	859.80	1,865.31	1,381.34
Oct-Dec	1,365.33	840.48	1,425.20	1,052.01	1,711.56	1,054.23	1,083.40	873.38	1,875.71	1,391.17
Jan-Mar	1,407.91	849.44	1,463.98	1,072.34	1,784.71	1,061.03	1,104.26	930.61	1,937.80	1,487.18
Apr-Jun	1,408.02	826.03	1,504.91	996.75	1,846.69	1,025.83	1,142.45	934.85	1,786.47	1,574.82
2014-15 Jul-Sep	1,441.89	882.91	1,551.52	1,050.88	1,810.51	1,040.06	1,218.48	993.38	1,889.96	1,701.41
Oct-Dec	1,399.87	893.21	1,590.81	1,065.79	1,522.96	1,056.54	1,254.97	1,030.45	1,969.44	1,807.08
Jan-Mar	1,356.61	895.47	1,651.30	1,039.03	1,366.90	1,006.23	1,256.20	1,044.23	1,995.28	1,892.80
Apr-Jun	1,380.57	893.54	1,688.98	1,036.61	1,347.03	1,048.50	1,296.34	1,037.49	2,086.41	2,016.39
2015-16 Jul-Sep	1,296.84	819.90	1,670.50	994.97	1,260.75	1,032.17	1,175.87	905.12	1,926.97	2,242.88
Oct-Dec	1,202.89	824.90	1,691.32	1,109.19	912.40	1,028.06	1,141.86	929.56	1,882.96	2,372.44
Jan-Mar	1,180.31	865.60	1,747.55	1,012.94	741.34	978.61	1,210.14	924.91	1,934.80	2,434.43
Apr-Jun	1,183.17	846.04	1,693.71	1,008.77	763.42	1,007.74	1,246.79	922.51	1,911.24	2,456.76
2016-17 Jul-Sep	1,188.06	816.59	1,708.34	1,025.79	778.82	1,026.36	1,251.62	925.94	1,888.38	2,512.37
Oct-Dec	1,191.83	833.16	1,782.93	1,030.30	738.98	1,164.61	1,309.73	976.44	1,863.34	2,643.91
Jan-Mar	1,203.03	838.92	1,794.93	1,003.50	863.49	1,080.97	1,269.88	878.71	1,864.85	2,327.08
Apr-Jun	1,215.22	870.25	1,743.47	1,051.17	865.73	1,074.94	1,228.04	916.94	1,898.20	2,298.27
2017-18 Jul-Sep	1204.15	942.64	1738.68	1054.78	811.87	1032.09	1289.49	873.98	1944.40	2505.71
Oct-Dec	1208.87	946.81	1715.21	971.90	924.12	1036.51	1210.02	868.99	1891.17	2672.14
Jan-Mar	1286.34	970.36	1665.73	978.48	1121.57	974.20	1275.04	952.16	1907.81	2704.75
Apr-Jun *	1345.64	913.10	1505.24	1077.07	1263.70	1000.12	1281.66	1064.75	1912.03	2727.83
2018-19 Jul-Sep	1309.39	826.75	1643.09	1087.66	1487.85	1032.99	1272.16	1011.90	1570.33	2054.76

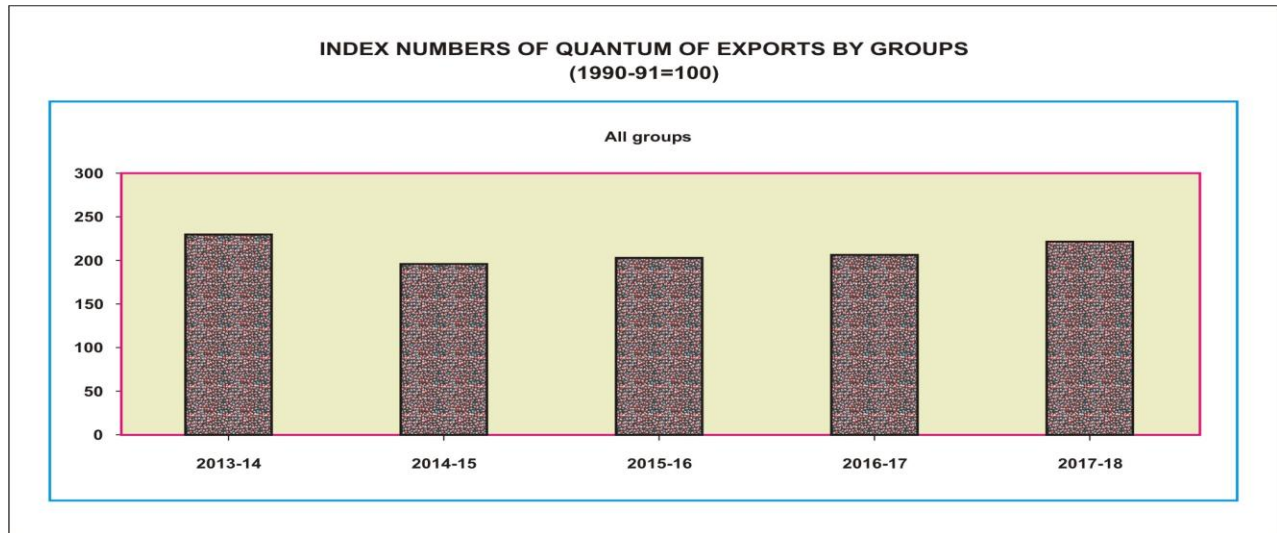
* : Provisional

Note: Trade Indices of Imports and Terms of Trade From Jul-Sep, 2014 to Apr-Jun, 2017 has been revised

10.19 Index Numbers of Quantum of Exports by Groups (1990-91=100)

Year/Quarter	All groups	Food and Live animals	Beverages & Tobacco	Crude materials inedible except fuels	Mineral fuels & Lubricants	Chemicals	Manufactured goods	Machinery & Transport equipment	Misc. manufactured articles
2013-14	229.80	280.96	175.45	447.47	409.09	1,010.41	189.96	2,056.66	226.38
2014-15	195.45	224.40	100.30	264.75	176.22	973.58	181.68	3,964.39	201.19
2015-16	203.66	243.09	112.67	307.85	57.34	689.93	182.42	3,767.50	223.68
2016-17	205.68	245.54	178.92	212.90	52.17	475.61	187.22	3,305.45	235.51
2017-18 *	220.55	265.35	365.63	232.04	80.27	404.57	198.35	2,394.26	258.08
2013-14 Jul-Sep	242.65	254.75	215.28	392.89	1,298.61	1,052.88	213.28	1,226.96	241.61
Oct-Dec	220.69	279.96	59.50	463.12	4.22	691.05	190.14	911.18	229.81
Jan-Mar	218.37	336.65	69.11	350.89	247.03	1,153.88	186.14	4,061.10	208.14
Apr-Jun	237.48	252.47	357.92	582.97	86.50	1,143.82	170.28	2,027.38	225.97
2014-15 Jul-Sep	201.64	189.93	90.87	389.05	361.14	952.31	183.05	4,343.64	202.72
Oct-Dec	205.65	266.45	51.38	333.54	123.62	1,240.35	187.56	3,283.23	194.18
Jan-Mar	197.74	235.44	74.56	246.63	85.83	790.96	183.40	3,932.27	205.36
Apr-Jun	176.75	205.76	184.39	89.77	134.28	910.69	172.69	4,298.43	202.50
2015-16 Jul-Sep	187.10	183.52	68.33	285.36	76.97	1,029.59	176.67	3,211.01	194.95
Oct-Dec	193.24	251.95	54.14	218.76	50.57	778.60	177.06	2,601.52	204.57
Jan-Mar	228.18	303.57	179.45	528.59	70.12	467.59	186.41	3,782.17	256.89
Apr-Jun	206.13	233.33	148.74	198.69	31.70	483.95	189.54	5,475.29	238.30
2016-17 Jul-Sep	189.72	161.56	101.01	178.53	29.85	560.84	185.85	5,242.08	217.09
Oct-Dec	204.38	230.40	60.64	229.57	66.56	535.91	190.00	3,267.99	228.32
Jan-Mar	222.94	344.66	375.12	230.59	60.11	330.08	185.81	1,406.28	261.12
Apr-Jun	206.92	267.23	75.27	217.73	48.78	482.64	183.89	5,730.94	238.65
2017-18 Jul-Sep	208.83	195.97	70.63	253.13	81.81	474.05	196.73	4,311.95	242.12
Oct-Dec	217.24	261.12	1,141.54	265.85	65.50	381.88	197.94	392.41	243.71
Jan-Mar	225.06	330.85	119.06	215.19	98.96	335.44	192.78	3,812.76	261.95
Apr-Jun *	231.06	273.44	131.29	194.00	74.82	426.90	205.95	1,059.91	284.53
2018-19 Jul-Sep	219.21	187.88	49.61	165.34	106.39	442.32	203.44	3,719.04	282.43

* : Provisional

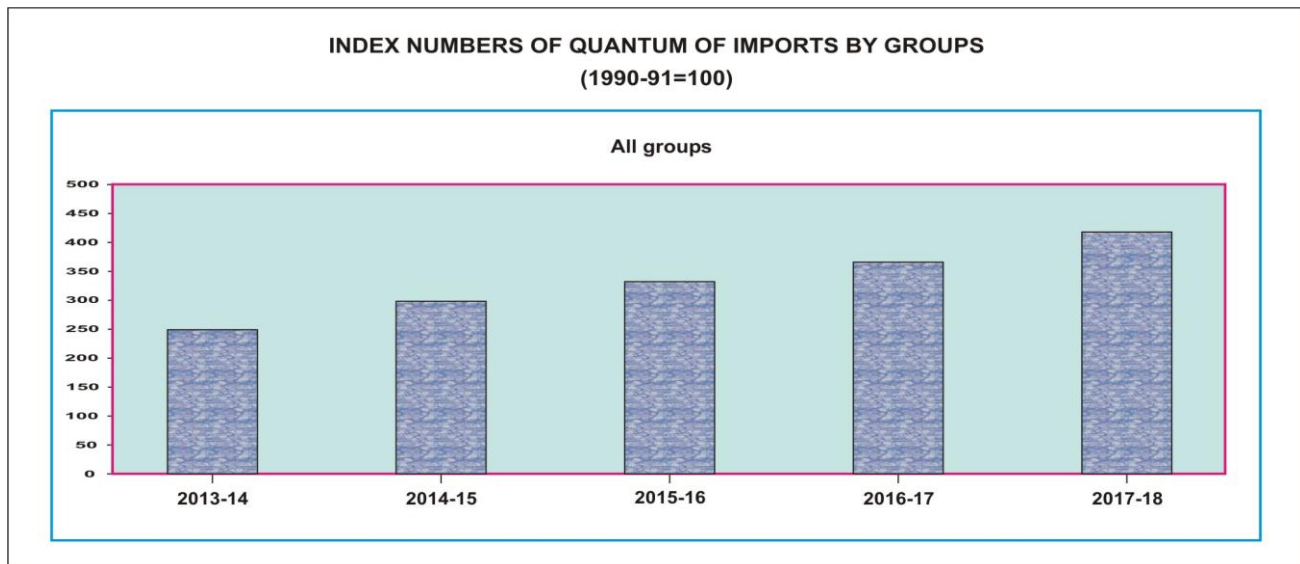


10.20 Index Numbers of Quantum of Imports by Groups (1990-91=100)

Year/Quarter	All groups	Food and Live animals	Beverages & Tobacco	Crude materials inedible except fuels	Mineral fuels & Lubricants	Animal or Veg. oils & Fats	Chemicals	Manufactured goods	Machinery & Transport equipment	Misc. manufactured articles
2013-14	248.35	162.10	317.18	491.04	185.66	182.37	253.03	312.32	283.06	286.91
2014-15	300.36	222.61	317.90	531.02	184.42	179.33	271.01	345.01	478.50	307.93
2015-16	323.20	273.06	287.46	628.07	185.23	221.25	266.35	319.43	584.63	405.89
2016-17	363.71	273.75	288.72	624.21	216.36	204.64	282.89	364.24	650.87	403.80
2017-18 *	415.76	213.34	326.87	828.29	212.55	233.56	333.01	374.78	821.58	553.03
2013-14 Jul-Sep	218.67	122.34	261.56	396.94	181.66	174.34	244.11	206.78	263.81	229.50
Oct-Dec	268.58	171.23	341.53	584.51	196.34	167.22	261.77	508.73	227.47	325.11
Jan-Mar	257.81	167.02	354.12	578.98	169.03	175.06	258.75	280.99	321.79	278.09
Apr-Jun	252.54	187.81	311.51	403.73	195.60	212.84	247.49	252.77	319.16	305.94
2014-15 Jul-Sep	302.79	322.99	416.31	354.13	197.38	189.47	275.38	273.72	521.40	302.25
Oct-Dec	304.19	229.82	369.89	685.69	186.84	167.77	270.55	274.76	470.31	296.49
Jan-Mar	294.10	174.63	205.90	595.97	144.66	163.79	258.24	482.00	428.76	371.67
Apr-Jun	306.91	162.98	279.49	488.27	208.80	196.30	279.88	349.54	493.54	261.29
2015-16 Jul-Sep	297.23	292.22	311.01	375.83	171.95	212.82	245.87	284.84	513.14	407.12
Oct-Dec	361.08	311.72	251.34	598.92	173.34	224.04	302.20	347.62	635.68	489.68
Jan-Mar	311.29	245.24	298.83	876.98	162.37	223.11	229.82	310.33	469.95	357.26
Apr-Jun	382.54	243.07	288.66	660.54	233.27	225.04	287.52	334.92	719.73	369.48
2016-17 Jul-Sep	324.26	222.22	243.38	417.44	204.18	192.07	272.18	374.67	545.17	392.47
Oct-Dec	352.36	286.10	379.05	576.31	213.16	204.04	300.94	367.29	589.25	403.18
Jan-Mar	414.50	312.94	243.74	878.87	201.43	217.82	275.54	350.76	818.18	415.75
Apr-Jun	397.06	258.83	457.87	824.50	246.65	220.58	302.79	383.76	668.15	346.10
2017-18 Jul-Sep	365.92	224.57	320.56	530.50	207.04	242.68	312.75	376.46	680.17	442.11
Oct-Dec	372.07	218.61	238.51	598.41	232.48	232.29	341.87	334.21	652.45	505.88
Jan-Mar	402.37	220.53	330.98	1,051.77	192.19	227.20	324.37	364.80	726.09	602.77
Apr-Jun	522.69	189.66	417.42	1,132.47	218.48	232.05	353.04	423.65	1,227.62	661.35
2018-19 Jul-Sep	369.94	252.15	385.19	530.15	172.48	236.82	356.87	312.57	738.08	395.82

* : Provisional

Note: Trade Indices of Imports and Terms of Trade From Jul-Sep, 2014 to Apr-Jun, 2017 has been revised



10.21 Trade in Services (Summary) June, 2018

Description	Rs. In Million Dollars in Thousands					
	* June, 2018		** May, 2018		% Change in June, 2018 over May, 2018	
	Rs	\$	Rs	\$	Rs	\$
Export of Services (TOTAL)	52,899.17	444,884.00	50,730.79	439,430.00	4.27	1.24
1.Manufacturing services on physical inputs owned by others	0.00	0.00	0.00	0.00	0.00	0.00
2.Maintenance and repair services n.i.e.	0.00	0.00	0.00	0.00	0.00	0.00
3. Transport	9,782.37	82,270.00	9,822.21	85,080.00	-0.41	-3.30
4. Travel	3,630.19	30,530.00	3,225.58	27,940.00	12.54	9.27
5.Construction services	466.11	3,920.00	812.75	7,040.00	-42.65	-44.32
6. Insurance and Pension services	585.01	4,920.00	353.27	3,060.00	65.60	60.78
7. Financial services	929.84	7,820.00	1,072.50	9,290.00	-13.30	-15.82
8. Charges for the use of intellectual services	110.58	930.00	100.44	870.00	10.10	6.90
9. Telecommunication, Computer and information services	12,008.27	100,990.00	11,123.29	96,350.00	7.96	4.82
10. Other business services	13,179.96	110,844.00	12,838.85	111,210.00	2.66	-0.33
11. Personal, cultural, and recreational services	172.42	1,450.00	71.57	620.00	140.91	133.87
12. Government services, n.i.e.	12,034.42	101,210.00	11,310.33	97,970.00	6.40	3.31
Import of Services (TOTAL)	104,748.99	880,943.00	102,306.14	886,175.00	2.39	-0.59
1.Manufacturing services on physical inputs owned by others	0.00	0.00	0.00	0.00	0.00	0.00
2.Maintenance and repair services n.i.e.	935.79	7,870.00	908.57	7,870.00	3.00	0.00
3. Transport	39,727.52	334,110.00	38,800.53	336,090.00	2.39	-0.59
4. Travel	25,087.88	210,990.00	22,207.36	192,360.00	12.97	9.68
5.Construction services	64.21	540.00	71.58	620.00	-10.30	-12.90
6. Insurance and Pension services	2,261.11	19,016.00	2,237.48	19,381.00	1.06	-1.88
7. Financial services	1,661.11	13,970.00	1,256.06	10,880.00	32.25	28.40
8. Charges for the use of intellectual services	599.28	5,040.00	2,719.93	23,560.00	-77.97	-78.61
9. Telecommunication, Computer and information services	3,824.01	32,160.00	4,759.88	41,230.00	-19.66	-22.00
10. Other business services	24,666.94	207,450.00	22,382.84	193,880.00	10.20	7.00
11. Personal, cultural, and recreational services	0.00	0.00	0.00	0.00	0.00	0.00
12. Government services, n.i.e.	5,921.14	49,797.00	6,961.91	60,304.00	-14.95	-17.42

Description	* July - June 2017 - 2018		** July - June 2016 - 2017		% Change in July - June, 2017 - 2018 over July - June, 2016 - 2017	
	Rs	\$	Rs	\$	Rs	\$
	Export of Services (TOTAL)	571,778.34	5,205,348.00	581,590.10	5,554,978.00	-1.69
1.Manufacturing services on physical inputs owned by others	0.00	0.00	0.00	0.00	0.00	0.00
2.Maintenance and repair services n.i.e.	601.95	5,480.00	667.97	6,380.00	-9.88	-14.11
3. Transport	107,369.61	977,470.00	96,778.96	924,371.00	10.94	5.74
4. Travel	40,527.10	368,950.00	33,714.57	322,020.00	20.21	14.57
5.Construction services	7,603.43	69,220.00	7,537.14	71,990.00	0.88	-3.85
6. Insurance and Pension services	5,007.80	45,590.00	5,582.44	53,320.00	-10.29	-14.50
7. Financial services	11,107.47	101,120.00	14,833.48	141,680.00	-25.12	-28.63
8. Charges for the use of intellectual services	1,155.56	10,520.00	798.84	7,630.00	44.65	37.88
9. Telecommunication, Computer and information services	117,152.35	1,066,530.00	98,363.98	939,510.00	19.10	13.52
10. Other business services	139,535.11	1,270,298.00	134,536.52	1,285,007.00	3.72	-1.14
11. Personal, cultural, and recreational services	1,357.68	12,360.00	2,159.90	20,630.00	-37.14	-40.09
12. Government services, n.i.e.	140,360.28	1,277,810.00	186,616.30	1,782,440.00	-24.79	-28.31
Import of Services (TOTAL)	1,139,780.77	10,376,321.00	1,035,868.06	9,893,952.00	10.03	4.88
1.Manufacturing services on physical inputs owned by others	0.00	0.00	0.00	0.00	0.00	0.00
2.Maintenance and repair services n.i.e.	9,072.05	82,590.00	7,051.35	67,350.00	28.66	22.63
3. Transport	440,004.50	4,005,707.00	406,044.03	3,878,274.00	8.36	3.29
4. Travel	231,900.19	2,111,170.00	209,403.62	2,000,090.00	10.74	5.55
5.Construction services	5,782.21	52,640.00	2,579.74	24,640.00	124.14	113.64
6. Insurance and Pension services	24,398.42	222,118.00	24,646.74	235,410.00	-1.01	-5.65
7. Financial services	17,492.72	159,250.00	30,744.30	293,650.00	-43.10	-45.77
8. Charges for the use of intellectual services	25,146.68	228,930.00	22,812.45	217,890.00	10.23	5.07
9. Telecommunication, Computer and information services	52,530.88	478,230.00	40,213.10	384,090.00	30.63	24.51
10. Other business services	264,281.24	2,405,960.00	221,496.03	2,115,589.00	19.32	13.73
11. Personal, cultural, and recreational services	382.59	3,483.00	1,451.00	13,859.00	-73.63	-74.87
12. Government services, n.i.e.	68,789.29	626,243.00	69,425.70	663,110.00	-0.92	-5.56

* Provisional figures based on figures provided by the State Bank of Pakistan; ** Revised by SBP

Note:- SBP has switched over from BPM-5 to BPM 6th addition from July, 2014.

Note:- Dollar value is converted into Rupees on monthly average exchange rate provided by SBP.

June, 2018 (1\$=Rs.118.905517), May, 2018 (1\$=Rs. 115.446880) and June, 2017 (1\$=Rs. 104.770211) respectively.

10.22 Export of Services by Sectors (Detail) (Monthly)

Description	Rs. in Millions Dollars in Thousands									
	* June, 2018		** May, 2018		** June, 2017		% Change in June, 2018 over			
	Rs	\$	Rs	\$	Rs	\$	Rs	\$	Rs	\$
Services	52,899.17	444,884.00	50,730.79	439,430.00	47,717.37	455,448.00	4.27	1.24	10.86	-2.32
1.Manufacturing services on physical inputs owned by others	0.00	0.00	0.00	0.00	0.00	0.00	0.00	0.00	0.00	0.00
1.1 Goods for processing in reporting economy	0.00	0.00	0.00	0.00	0.00	0.00	0.00	0.00	0.00	0.00
1.2 Goods for processing abroad	0.00	0.00	0.00	0.00	0.00	0.00	0.00	0.00	0.00	0.00
2.Maintenance and repair services n.i.e.	0.00	0.00	0.00	0.00	95.34	910.00	0.00	0.00	-100.00	-100.00
3. Transport	9,782.37	82,270.00	9,822.21	85,080.00	8,709.54	83,130.00	-0.41	-3.30	12.32	-1.03
3.1 Sea transport	235.44	1,980.00	314.01	2,720.00	132.01	1,260.00	-25.02	-27.21	78.35	57.14
3.1.1 Passenger	0.00	0.00	0.00	0.00	0.00	0.00	0.00	0.00	0.00	0.00
3.1.2 Freight	195.01	1,640.00	189.33	1,640.00	9.43	90.00	3.00	0.00	1967.97	1722.22
3.1.3 Other	40.43	340.00	124.68	1,080.00	122.58	1,170.00	-67.57	-68.52	-67.02	-70.94
3.2 Air transport	9,117.68	76,680.00	9,041.80	78,320.00	8,218.17	78,440.00	0.84	-2.09	10.95	-2.24
3.1.1 Passenger	5,235.41	44,030.00	5,204.35	45,080.00	4,792.19	45,740.00	0.60	-2.33	9.25	-3.74
3.1.2 Freight	205.71	1,730.00	199.72	1,730.00	163.44	1,560.00	3.00	0.00	25.86	10.90
3.1.3 Other	3,676.56	30,920.00	3,637.73	31,510.00	3,262.54	31,140.00	1.07	-1.87	12.69	-0.71
3.3 Road transport	343.64	2,890.00	380.97	3,300.00	335.26	3,200.00	-9.80	-12.42	2.50	-9.69
3.3.1 Passenger	0.00	0.00	0.00	0.00	0.00	0.00	0.00	0.00	0.00	0.00
3.3.2 Freight	343.64	2,890.00	380.97	3,300.00	335.26	3,200.00	-9.80	-12.42	2.50	-9.69
3.3.3 Other	0.00	0.00	0.00	0.00	0.00	0.00	0.00	0.00	0.00	0.00
3.4 Rail transport	0.00	0.00	0.00	0.00	0.00	0.00	0.00	0.00	0.00	0.00
3.4.1 Passenger	0.00	0.00	0.00	0.00	0.00	0.00	0.00	0.00	0.00	0.00
3.4.2 Freight	0.00	0.00	0.00	0.00	0.00	0.00	0.00	0.00	0.00	0.00
3.4.3 Other	0.00	0.00	0.00	0.00	0.00	0.00	0.00	0.00	0.00	0.00
3.5 Postal and courier services	85.61	720.00	85.43	740.00	24.10	230.00	0.21	-2.70	255.23	213.04
3.6 Electricity transmission	0.00	0.00	0.00	0.00	0.00	0.00	0.00	0.00	0.00	0.00
3.7 Other supporting and auxiliary transport service	0.00	0.00	0.00	0.00	0.00	0.00	0.00	0.00	0.00	0.00
4. Travel	3,630.19	30,530.00	3,225.58	27,940.00	2,098.54	20,030.00	12.54	9.27	72.99	52.42
4.1 Business	101.07	850.00	10.39	90.00	25.14	240.00	872.76	844.44	302.03	254.17
4.1.1 Acquisition of goods and services by border, seasonal, and other short-term workers	0.00	0.00	0.00	0.00	0.00	0.00	0.00	0.00	0.00	0.00
4.1.2 Other	101.07	850.00	10.39	90.00	25.14	240.00	872.76	844.44	302.03	254.17
4.2 Personal	3,529.12	29,680.00	3,215.19	27,850.00	2,073.40	19,790.00	9.76	6.57	70.21	49.97
4.2.1 Health-related expenditure	29.73	250.00	36.94	320.00	27.24	260.00	-19.52	-21.88	9.14	-3.85
4.2.2 Education-related expenditure	64.21	540.00	77.35	670.00	34.57	330.00	-16.99	-19.40	85.74	63.64
4.2.3 Other	3,435.18	28,890.00	3,100.90	26,860.00	2,011.59	19,200.00	10.78	7.56	70.77	50.47
4.2.3.1 Religious travel	1.90	16.00	0.23	2.00	0.21	2.00	726.09	700.00	804.76	700.00
4.2.3.2 Other	3,433.28	28,874.00	3,100.67	26,858.00	2,011.38	19,198.00	10.73	7.51	70.69	50.40
5.Construction services	466.11	3,920.00	812.75	7,040.00	637.00	6,080.00	-42.65	-44.32	-26.83	-35.53
5.1 Construction abroad	466.11	3,920.00	812.75	7,040.00	637.00	6,080.00	-42.65	-44.32	-26.83	-35.53
5.2 Construction in the compiling economy	0.00	0.00	0.00	0.00	0.00	0.00	0.00	0.00	0.00	0.00
6. Insurance and Pension services	585.01	4,920.00	353.27	3,060.00	449.47	4,290.00	65.60	60.78	30.16	14.69
6.1 Direct Insurance	452.08	3,802.00	299.36	2,593.00	212.16	2,025.00	51.02	46.63	113.08	87.75
6.1.1 Life insurance	0.00	0.00	0.35	3.00	0.52	5.00	-100.00	-100.00	-100.00	-100.00
6.1.2 Freight insurance	0.00	0.00	0.00	0.00	0.00	0.00	0.00	0.00	0.00	0.00
6.1.3 Other direct insurance	452.08	3,802.00	299.01	2,590.00	211.64	2,020.00	51.19	46.80	113.61	88.22
6.2 Reinsurance	104.87	882.00	44.56	386.00	209.23	1,997.00	135.35	128.50	-49.88	-55.83
6.3 Auxiliary insurance services	28.06	236.00	9.35	81.00	28.08	268.00	200.11	191.36	-0.07	-11.94
6.4 Pension and standardized guarantee services	0.00	0.00	0.00	0.00	0.00	0.00	0.00	0.00	0.00	0.00

Contd.

10.22 Export of Services by Sectors (Detail) (Monthly)

Description	Rs. in Millions Dollars in Thousands									
	* June, 2018		** May, 2018		** June, 2017		% Change in June, 2018 over			
	Rs	\$	Rs	\$	Rs	\$	Rs	\$	Rs	\$
7. Financial services	929.84	7,820.00	1,072.50	9,290.00	2,498.77	23,850.00	-13.30	-15.82	-62.79	-67.21
7.1 Explicitly charged and other financial services	929.84	7820.00	1072.50	9290.00	2184.46	20850.00	-13.30	-15.82	-57.43	-62.49
7.2 Financial intermediation service charges indirectly measured (FISIM)	0.00	0.00	0.00	0.00	314.31	3000.00	0.00	0.00	-100.00	-100.00
8. Charges for the use of intellectual services	110.58	930.00	100.44	870.00	107.91	1030.00	10.10	6.90	2.47	-9.71
9. Telecommunication, Computer and information services	12,008.27	100,990.00	11,123.29	96,350.00	9,101.39	86,870.00	7.96	4.82	31.94	16.25
9.1 Telecommunications services	2,881.08	24,230.00	3,217.50	27,870.00	3,135.77	29,930.00	-10.46	-13.06	-8.12	-19.04
9.1.1 Call centres	1300.47	10937.00	1175.48	10182.00	810.50	7736.00	10.63	7.42	60.45	41.38
9.1.2 Telecommunication services	1580.61	13293.00	2042.02	17688.00	2325.27	22194.00	-22.60	-24.85	-32.02	-40.11
9.2 Computer services	9,047.52	76,090.00	7,861.92	68,100.00	5,953.05	56,820.00	15.08	11.73	51.98	33.91
9.2.1 Hardware consultancy services	28.42	239.00	5.77	50.00	12.57	120.00	392.55	378.00	126.09	99.17
9.2.2 Software consultancy services	3345.88	28139.00	3061.07	26515.00	2244.81	21426.00	9.30	6.12	49.05	31.33
9.2.3 Maintenance & repairs of computer	22.83	192.00	40.06	347.00	3.25	31.00	-43.01	-44.67	602.46	519.35
9.2.4 Export / Import of Computer Software	4316.15	36299.00	3403.14	29478.00	2986.27	28503.00	26.83	23.14	44.53	27.35
9.2.5 Other Computer services	1334.24	11221.00	1351.88	11710.00	706.15	6740.00	-1.30	-4.18	88.95	66.48
9.3 Information services	79.67	670.00	43.87	380.00	12.57	120.00	81.60	76.32	533.81	458.33
9.3.1 News agency services	16.77	141.00	35.56	308.00	9.01	86.00	-52.84	-54.22	86.13	63.95
9.3.2 Other information services	62.90	529.00	8.31	72.00	3.56	34.00	656.92	634.72	1666.85	1455.88
10. Other business services	13,179.96	110,844.00	12,838.85	111,210.00	13,030.59	124,373.00	2.66	-0.33	1.15	-10.88
10.1 Research and development services	101.07	850.00	113.14	980.00	91.15	870.00	-10.67	-13.27	10.88	-2.30
10.2 Professional and management consulting services	3189.04	26820.00	3468.03	30040.00	2531.25	24160.00	-8.04	-10.72	25.99	11.01
10.2.1 Legal, accounting, management consulting, and public relations	2,011.88	16,920.00	2,050.34	17,760.00	1,703.57	16,260.00	-1.88	-4.73	18.10	4.06
10.2.1.1 Legal services	167.66	1410.00	303.63	2630.00	137.25	1310.00	-44.78	-46.39	22.16	7.63
10.2.1.2 Accounting, auditing, bookkeeping, and tax consulting services	296.07	2490.00	542.60	4700.00	508.14	4850.00	-45.43	-47.02	-41.73	-48.66
10.2.1.3 Business and management consulting and public relations services	1548.15	13020.00	1204.11	10430.00	1058.18	10100.00	28.57	24.83	46.30	28.91
10.2.2 Advertising, market research, and public opinion polling	1177.16	9900.00	1417.69	12280.00	827.68	7900.00	-16.97	-19.38	42.22	25.32
10.3 Technical, trade-related and other business services	9,889.85	83,174.00	9,257.68	80,190.00	10,408.19	99,343.00	6.83	3.72	-4.98	-16.28
10.3.1 Architectural, engineering, scientific and other technical services	879.90	7400.00	708.84	6140.00	660.05	6300.00	24.13	20.52	33.31	17.46
10.3.2 Waste treatment and de-pollution, agricultural and mining services	34.48	290.00	0.00	0.00	4.19	40.00	100.00	100.00	722.91	625.00
10.3.3 Operating leasing services	2.38	20.00	39.25	340.00	4.19	40.00	-93.94	-94.12	-43.20	-50.00
10.3.4 Trade-related services	43.52	366.00	26.09	226.00	28.92	276.00	66.81	61.95	50.48	32.61
10.3.5 Other business services n.i.e.	8929.57	75098.00	8483.50	73484.00	9710.84	92687.00	5.26	2.20	-8.05	-18.98
11. Personal, cultural, and recreational services	172.42	1,450.00	71.57	620.00	199.58	1,905.00	140.91	133.87	-13.61	-23.88
11.1 Audiovisual and related services	118.91	1,000.00	60.03	520.00	163.96	1,565.00	98.08	92.31	-27.48	-36.10
11.1.1 Audiovisual services	118.91	1000.00	58.99	511.00	163.86	1564.00	101.58	95.69	-27.43	-36.06
11.1.2 Artistic related services	0.00	0.00	1.04	9.00	0.10	1.00	-100.00	-100.00	-100.00	-100.00
11.2 Other personal, cultural, and recreational services	53.51	450.00	11.54	100.00	35.62	340.00	363.69	350.00	50.22	32.35
12. Government services, n.i.e.	12,034.42	101,210.00	11,310.33	97,970.00	10,789.24	102,980.00	6.40	3.31	11.54	-1.72
12.1 Embassies and consulates	1948.86	16390.00	1971.83	17080.00	1584.13	15120.00	-1.16	-4.04	23.02	8.40
12.2 Military units and agencies	2147.43	18060.00	1364.58	11820.00	3803.16	36300.00	57.37	52.79	-43.54	-50.25
12.3 Other	7938.13	66760.00	7973.92	69070.00	5401.95	51560.00	-0.45	-3.34	46.95	29.48

* Provisional ** Revised

Note: 1. The data are presented as per BPM6(EBOPS 2010) classification aligned with IMTS 2010 classification

10.23 Export of Services by Sector (Detail) (Cummulative)

Rs. in Millions
Dollars in Thousands

Description	* July - June, 2017 - 2018		** July - June, 2016 - 2017		% Change in July - June, 2017 - 2018 over July - June, 2016 - 2017	
	Rs	\$	Rs	\$	Rs	\$
	Services	571,778.34	5,205,348.00	581,590.10	5,554,978.00	-1.69
1.Manufacturing services on physical inputs owned by others	0.00	0.00	0.00	0.00	0.00	0.00
1.1 Goods for processing in reporting economy	0.00	0.00	0.00	0.00	0.00	0.00
1.2 Goods for processing abroad	0.00	0.00	0.00	0.00	0.00	0.00
2.Maintenance and repair services n.i.e.	601.95	5,480.00	667.97	6,380.00	-9.88	-14.11
3. Transport	107,369.61	977,470.00	96,778.96	924,371.00	10.94	5.74
3.1 Sea transport	2,270.49	20,670.00	4,206.73	40,180.00	-46.03	-48.56
3.1.1 Passenger	0.00	0.00	0.00	0.00	0.00	0.00
3.1.2 Freight	1,047.92	9,540.00	1,372.58	13,110.00	-23.65	-27.23
3.1.3 Other	1,222.57	11,130.00	2,834.15	27,070.00	-56.86	-58.88
3.2 Air transport	98,705.08	898,590.00	87,923.57	839,790.00	12.26	7.00
3.1.1 Passenger	59,814.67	544,540.00	50,225.29	479,720.00	19.09	13.51
3.1.2 Freight	2,214.46	20,160.00	2,042.64	19,510.00	8.41	3.33
3.1.3 Other	36,675.95	333,890.00	35,655.64	340,560.00	2.86	-1.96
3.3 Road transport	5,834.93	53,120.00	4,398.43	42,011.00	32.66	26.44
3.3.1 Passenger	0.00	0.00	0.00	0.00	0.00	0.00
3.3.2 Freight	5,834.93	53,120.00	4,398.43	42,011.00	32.66	26.44
3.3.3 Other	0.00	0.00	0.00	0.00	0.00	0.00
3.4 Rail transport	12.08	110.00	1.05	10.00	1050.48	1000.00
3.4.1 Passenger	0.00	0.00	0.00	0.00	0.00	0.00
3.4.2 Freight	0.00	0.00	0.00	0.00	0.00	0.00
3.4.3 Other	12.08	110.00	1.05	10.00	1050.48	1000.00
3.5 Postal and courier services	547.03	4,980.00	249.18	2,380.00	119.53	109.24
3.6 Electricity transmission	0.00	0.00	0.00	0.00	0.00	0.00
3.7 Other supporting and auxiliary transport service	0.00	0.00	0.00	0.00	0.00	0.00
4. Travel	40,527.10	368,950.00	33,714.57	322,020.00	20.21	14.57
4.1 Business	481.12	4,380.00	431.35	4,120.00	11.54	6.31
4.1.1 Acquisition of goods and services by border, seasonal, and other short-term workers	0.00	0.00	0.00	0.00	0.00	0.00
4.1.2 Other	481.12	4,380.00	431.35	4,120.00	11.54	6.31
4.2 Personal	40,045.98	364,570.00	33,283.22	317,900.00	20.32	14.68
4.2.1 Health-related expenditure	284.50	2,590.00	328.75	3,140.00	-13.46	-17.52
4.2.2 Education-related expenditure	1,557.59	14,180.00	1,612.34	15,400.00	-3.40	-7.92
4.2.3 Other	38,203.89	347,800.00	31,342.13	299,360.00	21.89	16.18
4.2.3.1 Religious travel	16.04	146.00	6.60	63.00	143.03	131.75
4.2.3.2 Other	38,187.85	347,654.00	31,335.53	299,297.00	21.87	16.16
5.Construction services	7,603.43	69,220.00	7,537.14	71,990.00	0.88	-3.85
5.1 Construction abroad	7,603.43	69,220.00	7,537.14	71,990.00	0.88	-3.85
5.2 Construction in the compiling economy	0.00	0.00	0.00	0.00	0.00	0.00
6. Insurance and Pension services	5,007.80	45,590.00	5,582.44	53,320.00	-10.29	-14.50
6.1 Direct Insurance	3,488.77	31,761.00	3,208.12	30,642.00	8.75	3.65
6.1.1 Life insurance	63.60	579.00	45.23	432.00	40.61	34.03
6.1.2 Freight insurance	2.20	20.00	5.23	50.00	-57.93	-60.00
6.1.3 Other direct insurance	3,422.97	31,162.00	3,157.66	30,160.00	8.40	3.32
6.2 Reinsurance	1,211.80	11,032.00	2,242.40	21,418.00	-45.96	-48.49
6.3 Auxiliary insurance services	307.23	2,797.00	131.92	1,260.00	132.89	121.98
6.4 Pension and standardized guarantee services	0.00	0.00	0.00	0.00	0.00	0.00

Contd.

10.23 Export of Services by Sector (Detail) (Cummulative)

Rs. in Millions
Dollars in Thousands

Description	* July - June, 2017 - 2018		** July - June, 2016 - 2017		% Change in July - June, 2017 - 2018 over July - June, 2016 - 2017	
	Rs	\$	Rs	\$	Rs	\$
	7. Financial services	11,107.47	101,120.00	14,833.48	141,680.00	-25.12
7.1 Explicitly charged and other financial services	11,107.47	101,120.00	11,273.78	107,680.00	-1.48	-6.09
7.2 Financial intermediation service charges indirectly measured (FISIM)	0.00	0.00	3,559.70	34,000.00	-100.00	-100.00
8. Charges for the use of intellectual services	1,155.56	10,520.00	798.84	7,630.00	44.65	37.88
9. Telecommunication, Computer and information services	117,152.35	1,066,530.00	98,363.98	939,510.00	19.10	13.52
9.1 Telecommunications services	36,946.16	336,350.00	38,295.06	365,770.00	-3.52	-8.04
9.1.1 Call centres	11,475.22	104,468.00	8,675.10	82,859.00	32.28	26.08
9.1.2 Telecommunication services	25,470.94	231,882.00	29,619.96	282,911.00	-14.01	-18.04
9.2 Computer services	79,843.70	726,880.00	59,906.64	572,190.00	33.28	27.03
9.2.1 Hardware consultancy services	458.16	4,171.00	360.37	3,442.00	27.14	21.18
9.2.2 Software consultancy services	31,603.99	287,716.00	23,793.46	227,260.00	32.83	26.60
9.2.3 Maintenance & repairs of computer	193.44	1,761.00	76.43	730.00	153.09	141.23
9.2.4 Export / Import of Computer Software	35,100.45	319,547.00	27,681.08	264,392.00	26.80	20.86
9.2.5 Other Computer services	12,487.66	113,685.00	7,995.30	76,366.00	56.19	48.87
9.3 Information services	362.49	3,300.00	162.28	1,550.00	123.37	112.90
9.3.1 News agency services	112.37	1,023.00	105.95	1,012.00	6.06	1.09
9.3.2 Other information services	250.12	2,277.00	56.33	538.00	344.03	323.23
10. Other business services	139,535.11	1,270,298.00	134,536.52	1,285,007.00	3.72	-1.14
10.1 Research and development services	1,264.31	11,510.00	1,031.27	9,850.00	22.60	16.85
10.2 Professional and management consulting services	33004.94	300470.00	25364.97	242270.00	30.12	24.02
10.2.1 Legal, accounting, management consulting, and public relations	22,330.26	203,290.00	17,626.81	168,360.00	26.68	20.75
10.2.1.1 Legal services	2,143.06	19,510.00	1,740.07	16,620.00	23.16	17.39
10.2.1.2 Accounting, auditing, bookkeeping, and tax consulting services	3,967.58	36,120.00	2,393.38	22,860.00	65.77	58.01
10.2.1.3 Business and management consulting and public relations services	16,219.62	147,660.00	13,493.36	128,880.00	20.20	14.57
10.2.2 Advertising, market research, and public opinion polling	10,674.68	97,180.00	7,738.16	73,910.00	37.95	31.48
10.3 Technical, trade-related and other business services	105,265.86	958,318.00	108,140.28	1,032,887.00	-2.66	-7.22
10.3.1 Architectural, engineering, scientific and other technical services	8,038.41	73,180.00	7,750.73	74,030.00	3.71	-1.15
10.3.2 Waste treatment and de-pollution, agricultural and mining services	315.25	2,870.00	217.77	2,080.00	44.76	37.98
10.3.3 Operating leasing services	57.12	520.00	115.17	1,100.00	-50.40	-52.73
10.3.4 Trade-related services	451.57	4,111.00	312.31	2,983.00	44.59	37.81
10.3.5 Other business services n.i.e.	96,403.51	877,637.00	99,744.30	952,694.00	-3.35	-7.88
11. Personal, cultural, and recreational services	1,357.68	12,360.00	2,159.90	20,630.00	-37.14	-40.09
11.1 Audiovisual and related services	1,140.19	10,380.00	1,941.08	18,540.00	-41.26	-44.01
11.1.1 Audiovisual services	1,136.67	10,348.00	1,746.66	16,683.00	-34.92	-37.97
11.1.2 Artistic related services	3.52	32.00	194.42	1,857.00	-98.19	-98.28
11.2 Other personal, cultural, and recreational services	217.49	1,980.00	218.82	2,090.00	-0.61	-5.26
12. Government services, n.i.e.	140,360.28	1,277,810.00	186,616.30	1,782,440.00	-24.79	-28.31
12.1 Embassies and consulates	32,214.07	293,270.00	33,460.15	319,590.00	-3.72	-8.24
12.2 Military units and agencies	19,718.17	179,510.00	22,168.56	211,740.00	-11.05	-15.22
12.3 Other	88,428.04	805,030.00	130,987.59	1,251,110.00	-32.49	-35.65

* Provisional ** Revised

Note: 1. The data are presented as per BPM6(EBOPS 2010) classification aligned with IMTS 2010 classification

10.24 Import of Services by Sectors (Detail) (Monthly)

Description	Rs. in Millions Dollars in Thousands									
	* June, 2018		** May, 2018		** June, 2017		% Change in June, 2018 over			
	Rs	\$	Rs	\$	Rs	\$	Rs	\$	Rs	\$
Services	104,748.99	880,943.00	102,306.14	886,175.00	95,680.85	913,245.00	2.39	-0.59	9.48	-3.54
1.Manufacturing services on physical inputs owned by others	0.00	0.00	0.00	0.00	0.00	0.00	0.00	0.00	0.00	0.00
1.1 Goods for processing in reporting economy	0.00	0.00	0.00	0.00	0.00	0.00	0.00	0.00	0.00	0.00
1.2 Goods for processing abroad	0.00	0.00	0.00	0.00	0.00	0.00	0.00	0.00	0.00	0.00
2.Maintenance and repair services n.i.e.	935.79	7,870.00	908.57	7,870.00	341.55	3,260.00	3.00	0.00	173.98	141.41
3. Transport	39,727.52	334,110.00	38,800.53	336,090.00	38,071.39	363,380.00	2.39	-0.59	4.35	-8.05
3.1 Sea transport	26,093.82	219,450.00	25,093.53	217,360.00	24,319.26	232,120.00	3.99	0.96	7.30	-5.46
3.1.1 Passenger	0.00	0.00	0.00	0.00	0.00	0.00	0.00	0.00	0.00	0.00
3.1.2 Freight	24,066.48	202,400.00	23,219.83	201,130.00	22,591.60	215,630.00	3.65	0.63	6.53	-6.14
3.1.3 Other	2,027.34	17,050.00	1,873.70	16,230.00	1,727.66	16,490.00	8.20	5.05	17.35	3.40
3.2 Air transport	13,331.68	112,120.00	13,134.39	113,770.00	13,439.92	128,280.00	1.50	-1.45	-0.81	-12.60
3.1.1 Passenger	9,752.63	82,020.00	9,468.95	82,020.00	10,484.36	100,070.00	3.00	0.00	-6.98	-18.04
3.1.2 Freight	2,586.19	21,750.00	2,726.86	23,620.00	2,327.99	22,220.00	-5.16	-7.92	11.09	-2.12
3.1.3 Other	992.86	8,350.00	938.58	8,130.00	627.57	5,990.00	5.78	2.71	58.21	39.40
3.3 Road transport	149.94	1,261.00	148.58	1,287.00	177.90	1,698.00	0.92	-2.02	-15.72	-25.74
3.3.1 Passenger	0.00	0.00	0.00	0.00	0.00	0.00	0.00	0.00	0.00	0.00
3.3.2 Freight	149.94	1,261.00	148.58	1,287.00	157.99	1,508.00	0.92	-2.02	-5.10	-16.38
3.3.3 Other	0.00	0.00	0.00	0.00	19.91	190.00	0.00	0.00	-100.00	-100.00
3.4 Rail transport	80.74	679.00	80.00	693.00	85.07	812.00	0.92	-2.02	-5.09	-16.38
3.4.1 Passenger	80.74	679.00	80.00	693.00	85.07	812.00	0.92	-2.02	-5.09	-16.38
3.4.2 Freight	0.00	0.00	0.00	0.00	0.00	0.00	0.00	0.00	0.00	0.00
3.4.3 Other	0.00	0.00	0.00	0.00	0.00	0.00	0.00	0.00	0.00	0.00
3.5 Postal and courier services	71.34	600.00	344.03	2,980.00	49.24	470.00	-79.26	-79.87	44.88	27.66
3.6 Electricity transmission	0.00	0.00	0.00	0.00	0.00	0.00	0.00	0.00	0.00	0.00
3.7 Other supporting and auxiliary transport service	0.00	0.00	0.00	0.00	0.00	0.00	0.00	0.00	0.00	0.00
4. Travel	25,087.88	210,990.00	22,207.36	192,360.00	18,764.35	179,100.00	12.97	9.68	33.70	17.81
4.1 Business	531.51	4,470.00	222.81	1,930.00	459.94	4,390.00	138.55	131.61	15.56	1.82
4.1.1 Acquisition of goods and services by border, seasonal, and other short-term workers	0.00	0.00	0.00	0.00	0.00	0.00	0.00	0.00	0.00	0.00
4.1.2 Other	531.51	4,470.00	222.81	1,930.00	459.94	4,390.00	138.55	131.61	15.56	1.82
4.2 Personal	24,556.37	206,520.00	21,984.55	190,430.00	18,304.41	174,710.00	11.70	8.45	34.16	18.21
4.2.1 Health-related expenditure	55.89	470.00	40.41	350.00	27.24	260.00	38.31	34.29	105.18	80.77
4.2.2 Education-related expenditure	1,731.26	14,560.00	2,846.92	24,660.00	2,140.46	20,430.00	-39.19	-40.96	-19.12	-28.73
4.2.3 Other	22,769.22	191,490.00	19,097.22	165,420.00	16,136.71	154,020.00	19.23	15.76	41.10	24.33
4.2.3.1 Religious travel	11,160.59	93,861.00	8,288.74	71,797.00	5,194.09	49,576.00	34.65	30.73	114.87	89.33
4.2.3.2 Other	11,608.63	97,629.00	10,808.48	93,623.00	10,942.62	104,444.00	7.40	4.28	6.09	-6.53
5.Construction services	64.21	540.00	71.58	620.00	1,347.34	12,860.00	-10.30	-12.90	-95.23	-95.80
5.1 Construction abroad	0.00	0.00	0.00	0.00	0.00	0.00	0.00	0.00	0.00	0.00
5.2 Construction in the compiling economy	64.21	540.00	71.58	620.00	1,347.34	12,860.00	-10.30	-12.90	-95.23	-95.80
6. Insurance and Pension services	2,261.11	19,016.00	2,237.48	19,381.00	1,689.95	16,130.00	1.06	-1.88	33.80	17.89
6.1 Direct Insurance	338.64	2,848.00	206.88	1,792.00	398.55	3,804.00	63.69	58.93	-15.03	-25.13
6.1.1 Life insurance	0.00	0.00	9.35	81.00	3.56	34.00	-100.00	-100.00	-100.00	-100.00
6.1.2 Freight insurance	252.79	2,126.00	197.53	1,711.00	324.79	3,100.00	27.98	24.25	-22.17	-31.42
6.1.3 Other direct insurance	85.85	722.00	0.00	0.00	70.20	670.00	100.00	100.00	22.29	7.76
6.2 Reinsurance	1,853.62	15,589.00	2,021.36	17,509.00	1,289.30	12,306.00	-8.30	-10.97	43.77	26.68
6.3 Auxiliary insurance services	68.85	579.00	9.24	80.00	2.10	20.00	645.13	623.75	3178.57	2795.00
6.4 Pension and standardized guarantee services	0.00	0.00	0.00	0.00	0.00	0.00	0.00	0.00	0.00	0.00

Contd.

10.24 Import of Services by Sectors (Detail) (Monthly)

Description	Rs. in Millions Dollars in Thousands									
	* June, 2018		** May, 2018		** June, 2017		% Change in June, 2018 over			
	Rs	\$	Rs	\$	Rs	\$	May, 2018		June, 2017	
	Rs	\$	Rs	\$	Rs	\$	Rs	\$	Rs	\$
7. Financial services	1,661.11	13,970.00	1,256.06	10,880.00	3,617.71	34,530.00	32.25	28.40	-54.08	-59.54
7.1 Explicitly charged and other financial services	1,661.11	13,970.00	1,256.06	10,880.00	2,989.09	28,530.00	32.25	28.40	-44.43	-51.03
7.2 Financial intermediation service charges indirectly measured (FISIM)	0.00	0.00	0.00	0.00	628.62	6,000.00	0.00	0.00	-100.00	-100.00
8. Charges for the use of intellectual services	599.28	5,040.00	2,719.93	23,560.00	1,772.71	16,920.00	-77.97	-78.61	-66.19	-70.21
9. Telecommunication, Computer and information services	3,824.01	32,160.00	4,759.88	41,230.00	4,148.90	39,600.00	-19.66	-22.00	-7.83	-18.79
9.1 Telecommunications services	771.70	6,490.00	1,024.01	8,870.00	1,789.48	17,080.00	-24.64	-26.83	-56.88	-62.00
9.1.1 Call centres	13.32	112.00	0.00	0.00	10.48	100.00	100.00	100.00	27.10	12.00
9.1.2 Telecommunication services	758.38	6,378.00	1,024.01	8,870.00	1,779.00	16,980.00	-25.94	-28.09	-57.37	-62.44
9.2 Computer services	2,800.23	23,550.00	3,584.63	31,050.00	2,213.79	21,130.00	-21.88	-24.15	26.49	11.45
9.2.1 Hardware consultancy services	0.00	0.00	0.00	0.00	4.82	46.00	0.00	0.00	-100.00	-100.00
9.2.2 Software consultancy services	1,012.24	8,513.00	1,474.49	12,772.00	750.89	7,167.00	-31.35	-33.35	34.81	18.78
9.2.3 Maintenance & repairs of computer	22.12	186.00	0.23	2.00	14.46	138.00	9517.39	9200.00	52.97	34.78
9.2.4 Export / Import of Computer Software	1,598.45	13,443.00	1,760.80	15,252.00	1,283.64	12,252.00	-9.22	-11.86	24.52	9.72
9.2.5 Other Computer services	167.42	1,408.00	349.11	3,024.00	159.98	1,527.00	-52.04	-53.44	4.65	-7.79
9.3 Information services	252.08	2,120.00	151.24	1,310.00	145.63	1,390.00	66.68	61.83	73.10	52.52
9.3.1 News agency services	245.90	2,068.00	143.27	1,241.00	121.74	1,162.00	71.63	66.64	101.99	77.97
9.3.2 Other information services	6.18	52.00	7.97	69.00	23.89	228.00	-22.46	-24.64	-74.13	-77.19
10. Other business services	24,666.94	207,450.00	22,382.84	193,880.00	17,396.05	166,040.00	10.20	7.00	41.80	24.94
10.1 Research and development services	8.32	70.00	19.63	170.00	1.05	10.00	-57.62	-58.82	692.38	600.00
10.2 Professional and management consulting services	1,368.60	11,510.00	519.51	4,500.00	2,044.07	19,510.00	163.44	155.78	-33.05	-41.00
10.2.1 Legal, accounting, management consulting, and public relations	834.71	7,020.00	383.28	3,320.00	1,905.77	18,190.00	117.78	111.45	-56.20	-61.41
10.2.1.1 Legal services	160.52	1,350.00	243.59	2,110.00	552.14	5,270.00	-34.10	-36.02	-70.93	-74.38
10.2.1.2 Accounting, auditing, bookkeeping, and tax consulting services	73.72	620.00	1.15	10.00	1.05	10.00	6310.43	6100.00	6920.95	6100.00
10.2.1.3 Business and management consulting and public relations services	600.47	5,050.00	138.54	1,200.00	1,352.58	12,910.00	333.43	320.83	-55.61	-60.88
10.2.2 Advertising, market research, and public opinion polling	533.89	4,490.00	136.23	1,180.00	138.30	1,320.00	291.90	280.51	286.04	240.15
10.3 Technical, trade-related and other business services	23,290.02	195,870.00	21,843.70	189,210.00	15,350.93	146,520.00	6.62	3.52	51.72	33.68
10.3.1 Architectural, engineering, scientific and other technical services	1,833.52	15,420.00	711.15	6,160.00	1,676.32	16,000.00	157.82	150.32	9.38	-3.63
10.3.2 Waste treatment and de-pollution, agricultural and mining services	0.00	0.00	0.00	0.00	1.05	10.00	0.00	0.00	-100.00	-100.00
10.3.3 Operating leasing services	1,304.39	10,970.00	1,803.28	15,620.00	1,771.66	16,910.00	-27.67	-29.77	-26.37	-35.13
10.3.4 Trade-related services	216.53	1,821.00	33.25	288.00	45.58	435.00	551.22	532.29	375.05	318.62
10.3.5 Other business services n.i.e.	19,935.58	167,659.00	19,296.02	167,142.00	11,856.32	113,165.00	3.31	0.31	68.14	48.15
11. Personal, cultural, and recreational services	0.00	0.00	0.00	0.00	135.67	1,295.00	0.00	0.00	-100.00	-100.00
11.1 Audiovisual and related services	0.00	0.00	0.00	0.00	96.91	925.00	0.00	0.00	-100.00	-100.00
11.1.1 Audiovisual services	0.00	0.00	0.00	0.00	96.60	922.00	0.00	0.00	-100.00	-100.00
11.1.2 Artistic related services	0.00	0.00	0.00	0.00	0.31	3.00	0.00	0.00	-100.00	-100.00
11.2 Other personal, cultural, and recreational services	0.00	0.00	0.00	0.00	38.76	370.00	0.00	0.00	-100.00	-100.00
12. Government services, n.i.e.	5,921.14	49,797.00	6,961.91	60,304.00	8,395.23	80,130.00	-14.95	-17.42	-29.47	-37.85
12.1 Embassies and consulates	733.65	6,170.00	1,084.05	9,390.00	1,203.81	11,490.00	-32.32	-34.29	-39.06	-46.30
12.2 Military units and agencies	26.16	220.00	23.09	200.00	12.57	120.00	13.30	10.00	108.11	83.33
12.3 Other	5,161.33	43,407.00	5,854.77	50,714.00	7,178.85	68,520.00	-11.84	-14.41	-28.10	-36.65

* Provisional ** Revised

Note: 1. The data are presented as per BPM6(EBOPS 2010) classification aligned with IMTS 2010 classification

10.25 Import of Services by Sector (Detail) (Cummulative)

Rs. in Millions
Dollars in Thousands

Description	* July - June, 2017 - 2018		** July - June, 2016 - 2017		% Change in July - June, 2017 - 2018 over July - June, 2016 - 2017	
	Rs	\$	Rs	\$	Rs	\$
Services	1,139,780.77	10,376,321.00	1,035,868.06	9,893,952.00	10.03	4.88
1.Manufacturing services on physical inputs owned by others	0.00	0.00	0.00	0.00	0.00	0.00
1.1 Goods for processing in reporting economy	0.00	0.00	0.00	0.00	0.00	0.00
1.2 Goods for processing abroad	0.00	0.00	0.00	0.00	0.00	0.00
2.Maintenance and repair services n.i.e.	9,072.05	82,590.00	7,051.35	67,350.00	28.66	22.63
3. Transport	440,004.50	4,005,707.00	406,044.03	3,878,274.00	8.36	3.29
3.1 Sea transport	279,139.01	2,541,222.00	238,828.74	2,281,140.00	16.88	11.40
3.1.1 Passenger	0.00	0.00	0.00	0.00	0.00	0.00
3.1.2 Freight	252,728.02	2,300,782.00	214,636.38	2,050,070.00	17.75	12.23
3.1.3 Other	26,410.99	240,440.00	24,192.36	231,070.00	9.17	4.06
3.2 Air transport	156,589.79	1,425,560.00	160,711.09	1,535,010.00	-2.56	-7.13
3.1.1 Passenger	119,345.94	1,086,500.00	120,169.24	1,147,780.00	-0.69	-5.34
3.1.2 Freight	27,301.83	248,550.00	22,399.94	213,950.00	21.88	16.17
3.1.3 Other	9,942.02	90,510.00	18,141.91	173,280.00	-45.20	-47.77
3.3 Road transport	2,096.17	19,083.00	2,203.45	21,046.00	-4.87	-9.33
3.3.1 Passenger	0.00	0.00	0.00	0.00	0.00	0.00
3.3.2 Freight	1,725.99	15,713.00	1,889.36	18,046.00	-8.65	-12.93
3.3.3 Other	370.18	3,370.00	314.09	3,000.00	17.86	12.33
3.4 Rail transport	929.50	8,462.00	1,017.45	9,718.00	-8.64	-12.92
3.4.1 Passenger	929.50	8,462.00	1,017.45	9,718.00	-8.64	-12.92
3.4.2 Freight	0.00	0.00	0.00	0.00	0.00	0.00
3.4.3 Other	0.00	0.00	0.00	0.00	0.00	0.00
3.5 Postal and courier services	1,250.03	11,380.00	3,283.30	31,360.00	-61.93	-63.71
3.6 Electricity transmission	0.00	0.00	0.00	0.00	0.00	0.00
3.7 Other supporting and auxiliary transport service	0.00	0.00	0.00	0.00	0.00	0.00
4. Travel	231,900.19	2,111,170.00	209,403.62	2,000,090.00	10.74	5.55
4.1 Business	5,622.93	51,190.00	3,877.98	37,040.00	45.00	38.20
4.1.1 Acquisition of goods and services by border, seasonal, and other short-term workers	0.00	0.00	0.00	0.00	0.00	0.00
4.1.2 Other	5,622.93	51,190.00	3,877.98	37,040.00	45.00	38.20
4.2 Personal	226,277.26	2,059,980.00	205,525.64	1,963,050.00	10.10	4.94
4.2.1 Health-related expenditure	516.27	4,700.00	501.50	4,790.00	2.95	-1.88
4.2.2 Education-related expenditure	16,925.92	154,090.00	14,619.90	139,640.00	15.77	10.35
4.2.3 Other	208,835.07	1,901,190.00	190,404.24	1,818,620.00	9.68	4.54
4.2.3.1 Religious travel	49,356.05	449,327.00	49,756.35	475,241.00	-0.80	-5.45
4.2.3.2 Other	159,479.02	1,451,863.00	140,647.89	1,343,379.00	13.39	8.08
5.Construction services	5,782.21	52,640.00	2,579.74	24,640.00	124.14	113.64
5.1 Construction abroad	0.00	0.00	0.00	0.00	0.00	0.00
5.2 Construction in the compiling economy	5,782.21	52,640.00	2,579.74	24,640.00	124.14	113.64
6. Insurance and Pension services	24,398.42	222,118.00	24,646.74	235,410.00	-1.01	-5.65
6.1 Direct Insurance	5,473.66	49,831.00	5,494.40	52,479.00	-0.38	-5.05
6.1.1 Life insurance	133.13	1,212.00	17.69	169.00	652.57	617.16
6.1.2 Freight insurance	2,875.40	26,177.00	2,655.12	25,360.00	8.30	3.22
6.1.3 Other direct insurance	2,465.13	22,442.00	2,821.59	26,950.00	-12.63	-16.73
6.2 Reinsurance	18,515.37	168,560.00	18,976.24	181,249.00	-2.43	-7.00
6.3 Auxiliary insurance services	409.39	3,727.00	176.10	1,682.00	132.48	121.58
6.4 Pension and standardized guarantee services	0.00	0.00	0.00	0.00	0.00	0.00

Contd.

10.25 Import of Services by Sector (Detail) (Cummulative)

Description	Rs. in Millions Dollars in Thousands					
	* July - June, 2017 - 2018		** July - June, 2016 - 2017		% Change in July - June, 2017 - 2018 over July - June, 2016 - 2017	
	Rs	\$	Rs	\$	Rs	\$
7. Financial services	17,492.72	159,250.00	30,744.30	293,650.00	-43.10	-45.77
7.1 Explicitly charged and other financial services	17,492.72	159,250.00	25,300.05	241,650.00	-30.86	-34.10
7.2 Financial intermediation service charges indirectly measured (FISIM)	0.00	0.00	5,444.25	52,000.00	-100.00	-100.00
8. Charges for the use of intellectual services	25,146.68	228,930.00	22,812.45	217,890.00	10.23	5.07
9. Telecommunication, Computer and information services	52,530.88	478,230.00	40,213.10	384,090.00	30.63	24.51
9.1 Telecommunications services	14,593.92	132,860.00	11,109.41	106,110.00	31.37	25.21
9.1.1 Call centres	26.80	244.00	11.62	111.00	130.64	119.82
9.1.2 Telecommunication services	14,567.12	132,616.00	11,097.79	105,999.00	31.26	25.11
9.2 Computer services	36,127.82	328,900.00	27,503.92	262,700.00	31.36	25.20
9.2.1 Hardware consultancy services	139.17	1,267.00	54.86	524.00	153.68	141.79
9.2.2 Software consultancy services	10,956.43	99,745.00	20,240.04	193,320.00	-45.87	-48.40
9.2.3 Maintenance & repairs of computer	409.17	3,725.00	1,004.67	9,596.00	-59.27	-61.18
9.2.4 Export / Import of Computer Software	23,013.61	209,511.00	5,150.78	49,197.00	346.80	325.86
9.2.5 Other Computer services	1,609.44	14,652.00	1,053.57	10,063.00	52.76	45.60
9.3 Information services	1,809.14	16,470.00	1,599.77	15,280.00	13.09	7.79
9.3.1 News agency services	1,545.95	14,074.00	1,224.12	11,692.00	26.29	20.37
9.3.2 Other information services	263.19	2,396.00	375.65	3,588.00	-29.94	-33.22
10. Other business services	264,281.24	2,405,960.00	221,496.03	2,115,589.00	19.32	13.73
10.1 Research and development services	187.83	1,710.00	170.66	1,630.00	10.06	4.91
10.2 Professional and management consulting services	13,267.01	120,780.00	11,846.47	113,150.00	11.99	6.74
10.2.1 Legal, accounting, management consulting, and public relations	9,903.57	90,160.00	8,420.78	80,430.00	17.61	12.10
10.2.1.1 Legal services	2,366.05	21,540.00	1,679.34	16,040.00	40.89	34.29
10.2.1.2 Accounting, auditing, bookkeeping, and tax consulting services	213.10	1,940.00	150.76	1,440.00	41.35	34.72
10.2.1.3 Business and management consulting and public relations services	7,324.42	66,680.00	6,590.68	62,950.00	11.13	5.93
10.2.2 Advertising, market research, and public opinion polling	3,363.44	30,620.00	3,425.69	32,720.00	-1.82	-6.42
10.3 Technical, trade-related and other business services	250,826.40	2,283,470.00	209,478.90	2,000,809.00	19.74	14.13
10.3.1 Architectural, engineering, scientific and other technical services	19,598.44	178,420.00	23,588.26	225,300.00	-16.91	-20.81
10.3.2 Waste treatment and de-pollution, agricultural and mining services	3.30	30.00	705.66	6,740.00	-99.53	-99.55
10.3.3 Operating leasing services	20,897.90	190,250.00	17,584.92	167,960.00	18.84	13.27
10.3.4 Trade-related services	648.30	5,902.00	2,829.96	27,030.00	-77.09	-78.17
10.3.5 Other business services n.i.e.	209,678.46	1,908,868.00	164,770.10	1,573,779.00	27.26	21.29
11. Personal, cultural, and recreational services	382.59	3,483.00	1,451.00	13,859.00	-73.63	-74.87
11.1 Audiovisual and related services	110.18	1,003.00	1,010.23	9,649.00	-89.09	-89.61
11.1.1 Audiovisual services	108.31	986.00	934.53	8,926.00	-88.41	-88.95
11.1.2 Artistic related services	1.87	17.00	75.70	723.00	-97.53	-97.65
11.2 Other personal, cultural, and recreational services	272.41	2,480.00	440.77	4,210.00	-38.20	-41.09
12. Government services, n.i.e.	68,789.29	626,243.00	69,425.70	663,110.00	-0.92	-5.56
12.1 Embassies and consulates	13,634.99	124,130.00	13,943.56	133,180.00	-2.21	-6.80
12.2 Military units and agencies	274.61	2,500.00	173.80	1,660.00	58.00	50.60
12.3 Other	54,879.69	499,613.00	55,308.34	528,270.00	-0.78	-5.42

* Provisional ** Revised

Note: 1. The data are presented as per BPM6(EBOPS 2010) classification aligned with IMTS 2010 classification

REGIONAL AND FIELD OFFICES OF PAKISTAN BUREAU OF STATISTICS

PUNJAB

Chief Statistical Officer,
Regional Office,
Pakistan Bureau of Statistics,
Plot No.7,
Gul Plaza, (1st & 2nd Floor),
I.J. Principal Road,
Near Pindora Chungi,
Rawalpindi
Phone: 051- 4411528
Fax 051 - 4410474

Statistical Officer (I/C),
Regional Office,
Pakistan Bureau of Statistics,
USAID Building,
Gurumangat Road,
Gulberg-III,
Lahore.
Phone & Fax:042-99263266
Email:lhrfbs@lhr.comsats.net.pk

Statistical Officer (I/C),
Regional Office,
Pakistan Bureau of Statistics,
House # 20, Block-T,
New Multan Colony, Rahim Chowk,
Masoom Shah Road,
Multan.
Phone & Fax:061-9220177
E-mail:muxfbs@brain.net.pk

Chief Statistical Officer,
Regional Office,
Pakistan Bureau of Statistics,
51-B, Satellite Town,
Gujranwala.
Phone & Fax: 055-9200418

Chief Statistical Officer,
Regional Office,
Pakistan Bureau of Statistics,
House # 04, Rehman Town,
Satyana Road,
Faisalabad.
Phone & Fax: 041-9220049
E-mail:fsdfbs@fsd.comsats.net.pk

Chief Statistical Officer,
Regional Office,
Pakistan Bureau of Statistics,
House # 100/27-C,
Satellite Town,
Sargodha
Phone:048-9230411

Chief Statistical Officer,
Regional Office,
Pakistan Bureau of Statistics,
9-A (Ground Floor), Block-X
Rafi Qamar Road, Satellite Town,
Bahawalpur.
Phone & Fax: 062-9250026

Statistical Officer(I/C),
Field Office,
Pakistan Bureau of Statistics,
Hasan Pura, Opp. Passport
Office, Kashmir Road,
Sialkot.
Phone & Fax: 052-3573581
E-mail:sktfsbs@skt.comsats.net.pk

Statistical Officer(I/C),
Field Office,
Pakistan Bureau of Statistics,
House # 19/24, Street # 3,
Shadab Colony, Railway Line,
Jhang Saddar.
Phone & Fax: 047-9200194

Statistical Officer(I/C),
Field Office.
Pakistan Bureau of Statistics,
House at Kasra #51/11/1/3/2
Ground Floor, Chak # 9/W.B.
Behind Cooperative Workshop,
Burawala Road,
Vehari.
Phone & Fax: 067-3364219

Statistical Officer (I/C),
Field Office,
Pakistan Bureau of Statistics,
House # E-83-D, Mohallah
Ahmed Gul Khan Wala,
Street Karnal Aslam Khan,
Near Obaid Noor Hospital
Mianwali.
Phone: 0459-231626

Statistical Officer (I/C),
Field Office,
Pakistan Bureau of Statistics
House # H 224-C, Ground Floor
Street # 4, Khyaban-e-Sarwar,
Dera Ghazi Khan.
Phone: 064-2401850

Statistical Officer(I/C),
Field Office,
Pakistan Bureau of Statistics,
House # 4, Shafi Town,
Near Grid Station,
Main Shahbazpur Road,
Rahim Yar Khan.
Phone & Fax: 068-5871754

Statistical Officer (I/C),
Field Office,
Pakistan Bureau of Statistics,
House # 43 B-7, Gulistan Colony,
Near Govt. Girls College
Sahiwal.
Phone: 040-9200242

Statistical Officer(I/C),
Field Office,
Pakistan Bureau of Statistics,
165-A, Qasim Road,
Bahawalnagar.
Phone & Fax: 063-9240049

SINDH:

Chief Statistical Officer,
Regional Office,
Pakistan Bureau of Statistics,
1-B, S.M.C.H. Society
Karachi.
Phone & Fax: 021- 34557933
Email:khifbs@khi.comsats.net.pk

Chief Statistical Officer,
Regional Office,
Pakistan Bureau of Statistics,
Bungalow # A-46,
G.O.R. Colony,
Unit # 1, Latifabad,
Hyderabad.
Fax & Phone: 022-9200641

Chief Statistical Officer,
Regional Office,
Pakistan Bureau of Statistics,
Bungalow # 10-A,
Professor Housing Society,
Shikarpur Road,
Sukkur.
Phone & Fax: 071-5807132

Chief Statistical Officer,
Regional Office,
Pakistan Bureau of Statistics,
Building # 45/17, Ward "C",
Near Shah Latif Market,
Lohari Mohallah,
Larkana.
(Phone: 074-9410010)
Fax:074-4054438

Statistical Officer(I/C),
Field Office,
Pakistan Bureau of Statistics,
House # 180,
Um-e-Hain, Near satari
Cotton Factory, Ring Road
Mirpur Khas.
Phone & Fax: -0233-923096

Statistical Officer(I/C),
Field Office,
Pakistan Bureau of Statistics,
House # 68, Mubariak Colony,
Jam sahib Road,
Nawabshah(Shaheed Benazerabad).
Phone & Fax: 0244-9370311

Statistical Officer(I/C),
Field Office,
Pakistan Bureau of Statistics,
House # 199 Marakhpur,
Opp. DHO Office,
Sehwan Road, Dadu Town,
Dadu.
Phone & Fax: 025-9200345

Statistical Officer(I/C),
Field Office,
Pakistan Bureau of Statistics,
House # 2929-I, 1st Family Line,
Shah Abdul Latif Road,
Near Rifal Naka,
Jacobabad.
Phone : 0722-653403

KHYBER PAKHTOON KHWA

Chief Statistical Officer,
Regional Office,
Pakistan Bureau of Statistics,
State Life Insurance Building,
2nd Floor, 34-The Mall,
Peshawar Cantt.
Phone: 091-9213097
Fax – 091-9213098
E-mail:pshfbs@pes.comsats.net.pk

Chief Statistical Officer,
Regional Office,
Pakistan Bureau of Statistics,
Building #558-D,
Mohallah Ghazni Khel,
Bannu.
Phone & Fax: 0928-9270191

Statistical Officer (I/C),
Regional Office,
Pakistan Bureau of Statistics,
Shams-ur-Rehman Building,
Near Nadra Office, Rahimabad,
G.T. Road,
Mingora/Swat.
Phone: 0946-9240283

Chief Statistical Officer,
Regional Office,
Pakistan Bureau of Statistics,
Bungalow # 896, Mansehra Road,
Post office Jhangi,
Abbottabad.
Phone & Fax: 0992-9310231

Chief Statistical Officer,
Regional Office,
Pakistan Bureau of Statistics,
House # A-3,
Shah Jhan Shaheed Town,
Near Coach Adda of Bannu
Dera Ismail Khan.
Phone:0966-9280279

BALUCHISTAN:

Chief Statistical Officer,
Regional Office,
Pakistan Bureau of Statistics,
Chandio House No.2,
Arbab Karam Khan Road,
Near Elementary College,
Quetta.
Phone: 081-9239804
Fax:081-2471126

Statistical Officer(I/C),
Field Office,
Pakistan Bureau of Statistics,
Dak Khana Road, Near Civil Hospital,
Singani Sar,
Turbat.
Phone: 0852-412267
Fax:0852-413383

Statistical Officer (I/C),
Field Office,
Pakistan Bureau of Statistics,
Haroon Market,
Opp:Girls High School,
Hospital Road,
Khuzdar.
Phone & Fax: 0848-412760

Statistical Officer (I/C),
Field Office,
Pakistan Bureau of Statistics,
Building # 2-II/E,
Hazara Mohallah,
Loralai.
Phone & Fax: 0824-660560

NORTHERN AREAS:

Statistical Officer (I/C),
Field Office,
Pakistan Bureau of Statistics,
Haidar Pura, Near Agha Khan Health
Centre, Chinar Bagh,
Gilgit.
Phone & Fax: 05811-920972

AZAD KASHMIR:

Chief Statistical officer,
Regional Office,
Pakistan Bureau of Statistics,
Flat # 304, Al-Saif Plaza,
Upper Gojra Bypass.
Muzaffarabad.
Phone & Fax: 05822-923169

SYMBOLS, ABBREVIATIONS AND CONVERSION

<p>E Estimated P/* Provisional, Preliminary R/r Revised - Nil .. Negligible ... Not available % Percentage Admn Administration ALOOCHA A kind of fruit ARVI A type of root vegetable AV. Average BABUL A kind of fire wood BBLs. Barrels BIRYANI A dish of rice prepared BOT. Bottle CAP. Capsule CFT. Cubic feet CH. Charge CHAPATI A kind of bread CIG. Cigarette Comm. Communication CRT. Carton / Crate CUM./CM. Cubic meter DESI. Indigenous Distt. Distribution DOZ Dozen ENG. English EX. Exercise GLS. Glass GM. Gram H.OP. Hand operated HP. Horse power INJ. Injection KHADDI Hand-loom KIKAR A kind of fire wood KG. Kilogram KM. Kilometer KORMA A variety of meat curry KWH. Kilowatt / hour LB. Pound</p>	<p>LTR. Litre LUNGI A kind of cloth MALTA & MOSAMBI A variety of Orange MED. Medium MG. Milligram MMCFT. Million cubic feet MN. Million M/o. Ministry of MTR. Meter MT. Metric Ton ML. Milliliter NES. Not else where specified NO. Number NR. Not reported N.S. Not specified PKT. Packet PC. Piece QLTY. Quality QTY. Quantity RASGULLA A form of sweetmeat R.P.M. Revolution per minute RS. Rupees SAMOSA A form of patty SHAL. Shalwar SHEESHAM A variety of sup. Qty. Wood. Sq. Square SQM. Square meter SUP. Superior STND. Standard SQFT. Square feet SYN. Synthetic THNO. Thousand number TAB. Table TANDOORI Oven-Baked TKT. Ticket TL. Tube light TOTA. Broken rice UNI. Uniform Urd. Urdu VEG. Vegetable W. Watt</p>	<p>One Metric Ton 2004 Lbs. 1000 Kgs One Ton 1.0160 M.Tons (2240 Lbs.) 27.22 Maunds 1016.04 Kgs. 1.0610 M. Tons 20 Hundred weight One Pound 0.4536 Kg. 16 Oz. 0.4861 Seer One Ounce 28.35 Gms. One Kilogram 2.2046 Lbs. 0.0197 Hundred weight 0.0268 Maund 1.0717 Seers One Hundred weight (112 Lbs.) 50.8932 Kgs. 1.3610 Maunds One Gram 0.0857 Tola One Tonne 0.9842 Long Ton 1.1023 Short Ton One Bale (Cotton) 170.0971 Kilograms (375 Lbs.) 4.5571 Maunds</p>
LIQUID		
<p>One Imperial (Gallon) 4.5435 Ltrs. One Litre 0.2199 Imperial Gallon</p>		
LENGTH		
<p>One Mile 1.6093 Kms. 1760 Yards One Yard 0.9144 Meter One Foot 0.3048 Meter One Kilometer 0.6214 mile One Meter 1.0936 Yards One Square Mile 2.5899 Sq. Kilometer 640 Acres 258.9984 Hectares One Acre .4074 Hectare 4840 Sq. Yards. One Square Kilometer 0.3861 Sq. Mile 100 Hectares One Hectare 2.4711 Acres One Square Yards 0.8361 Sq. meter. One Cubic Meter 35.3147 Cubic feet</p>		

SELECTED PUBLICATIONS OF PAKISTAN BUREAU OF STATISTICS

01. Monthly Bulletin of Statistics
 02. Review of Foreign Trade
 03. Pakistan Statistical Pocket Book
 04. Pakistan Statistical Yearbook
 05. Foreign Trade Statistics of Pakistan Imports (two volumes)
 06. Foreign Trade Statistics of Pakistan Exports (one volume)
 07. Labour Force Survey
 08. Brochure of National Accounts
 09. Pakistan Demographic Survey
 10. Census of Manufacturing Industries
 11. Survey of Small Household Manufacturing Industries
 12. Rent Survey of Dwellings
 13. Socio Economic Indicators at District Level
(Punjab, Sindh, Khyber Pakhtoon Khwa & Balochistan)
 14. Census of Private Educational Institutions in Pakistan
 15. Census of Software Industry and related services of Pakistan
 16. Supply & Use Table of Pakistan
 17. Mechanized Road Transport Survey
 18. Survey of Private Recreational, Cultural & Entertainment Services
 19. Survey of Private Laundry, Dry Cleaning & Dyeing Services
 20. Survey of Private Medical, Dental & Other Health Services
 21. Survey of Private Educational Services
 22. Pakistan, 2000 – An Official Hand Book on Statistics
 23. 50 Years of Pakistan in Statistics (Four Volumes)
 24. Pakistan Social & Living Standard Measurement Survey National/Provincial
 25. Household Integrated Economic Survey (HIES) National/Provincial
-

**SALE CENTERS WHERE PAKISTAN BUREAU OF STATISTICS
PUBLICATIONS ARE AVAILABLE**

ISLAMABAD

6 – Mauve Area, G-8/4.
Taleemi Chowk
Phone # 051 - 926 11 25
051 - 226 13 72

RAWALPINDI

NBF Book Shop
178-B, Sarwar Road,
Rawalpindi Cantt.
Phone # 051 – 927 25 30

WAH CANTT

NBF Book Shop
Central Library Premises
Phone # 051-931 40 04

LAHORE

NBF Book Shop
56/57 Shadman Colony,
Shadman Market,
Phone # 042 – 755 01 61 &
753 03 29
Fax # 042 – 758 77 35

FAISALABAD

NBF Book Shop
Shop No.10,
Hashmi Hall Shopping Centre,
University of Agriculture,
Phone # 041 – 264 81 79

MULTAN

NBF Book Shop
Plot # 4-5-6, M.D.A. Road,
Near Multan Art Council
Phone # 061 – 920 12 81

BAHAWALPUR

NBF Book Shop
Quaid-e-Azam Medical College,
Near Library.
Cell # 0301 – 724 76 13

PESHAWAR

NBF Book Shop
Phase-V, Sector B-2,
Plot No.36-37,
Hayatabad.
Phone # 091 – 589 27 44
921 72 73
Fax # 091 921 72 73

NBF Book Shop

48/D, F-6, Jamrud Road,
University Town,
Phone # 091 – 921 69 03
Fax # 091 – 921 69 04

BANNU

Old Municipal Library Premises,
Near to Qazi Muhib Stadium,
Cell # 0346 – 915 50 18

KOHAT

3rd Block, 1st Floor,
Distt. Govt. Complex

D.I. KHAN

NBF Book Shop
C/o. Executive Distt. Officer,
Literacy, Sports and Education,
Phone # 0961 – 928 01 29

ABBOTABAD

Public Library
1st Floor, Jalal Baba Auditorium,
Phone # 0992 – 931 02 91

KARACHI

National Book Foundation
(Regional Office)
Liaquat Memorial Library Premises,
Ground Floor, Stadium Road,
Phone # 021– 923 18 06 & 923 10 88
Fax # 923 10 89

HYDERABAD

NBF Book Shop
GOR Colony,
C-22, Latifabad No.1,
Phone # 022 – 931 08 92

JAMSHORO

Shop No.14, Liaquat University of
Medical & Health Science

NAWABSHAH

M.H. Khawaja DC High School,
Opp. NMC Hospital Road
Cell # 0301 – 389 58 46

SUKKUR

Public Library
Old Sukkur,
Phone # 071 – 562 51 03

LARKANA

NBF Book Shop
Chandka Medical College
Main Gate
Phone # 0741-941 02 29

JACOBABAD

Red Crescent Building,
Near T.B. Hospital
Phone # 0722 – 65 08 17

QUETTA

NBF Book Shop
3-7/5, Faiz Muhammad Road,
Phone # 081 - 920 15 70
Fax # 081 - 920 18 69

**PUBLISHED ON BEHALF OF NATIONAL BOOK FOUNDATION
PRINTED AT REPRODUCTION & PRINTING UNIT, PBS, KARACHI**