



MONTHLY BULLETIN OF STATISTICS

November
2017



Government of Pakistan
Statistics Division
Pakistan Bureau of Statistics



PBS-22(11/2017) Vol. 65
100



MONTHLY BULLETIN OF STATISTICS

November 2017

Government of Pakistan
Statistics Division
Pakistan Bureau of Statistics

Price Rs: 600.00

P R E F A C E

The Bulletin of Statistics, Monthly Publication of the Pakistan Bureau of Statistics provide important statistics in respect of social, economic and financial sectors of the economy at aggregate as well as sectoral levels. The Bulletin contains data relating to Population, National Accounts, Agriculture, Manufacturing, Prices, Balance of Payments, Public Finance, Education, Energy & Mining, Foreign Economic Assistance, Foreign Trade, Health, Insurance, Labour, Transport & Communication, Social & Culture ect. It also provides different types of indices on agriculture, manufacturing, prices, trade and labour productivity. Charts and graphs have also been provided to selected tables to make the data readily intelligible.

2. The Bulletin contains data on monthly and in some instances on annual basis. The annual data series are on fiscal year basis i.e. from July to June unless otherwise specified. Monthly data series of trade and industry are published with a time lag of 45 days required for data collection, compilation, cleaning, processing, tabulating and printing. Figures may not add up to the totals owing to rounding. Statistics that are compiled in the Pakistan Bureau of Statistics are presented without citation whereas those compiled by other agencies carry a source note below the tables.

3. Efforts have been made to produce this Bulletin as a comprehensive, informative and useful document for decision makers, researchers, planners, economists and other groups of beneficiaries. It is hoped that the users will find this Bulletin useful.

4. Suggestions for further improvement will be highly appreciated and welcomed.

DR. SAJJAD AKHTAR
Chief Statistician

MS. RUKHSANA YASMEEN

Secretary

Government of Pakistan
Ministry of Statistics
Statistics Division

Statistics House
21-Mauve Area,
G-9/1, Islamabad.

Tel : 051-9106500
Fax: 051-9106502
E-mail: secretary@pbs.gov.pk

DR. SAJJAD AKHTAR

Chief Statistician
Government of Pakistan
Pakistan Bureau of Statistics

Statistics House
21-Mauve Area,
G-9/1, Islamabad.

Tel : 051-9106514 - 051-9106515
Fax: 051-9106561
E-mail: pbs@pbs.gov.pk

**PAKISTAN BUREAU OF STATISTICS
STATISTICS HOUSE, 21-MAUVE AREA
G-9/1 - ISLAMABAD
Website: www.pbs.gov.pk**

		<u>Office</u>	<u>Residence</u>
Dr. Bahrawar Jan	Deputy Director General	051-9106550 Fax:051-9106577	051-9101294
Mr. Ayazuddin	Deputy Director General	051-9106552	051-9242232
Mr. Ismail Khan	Deputy Director General	051-9106555 Fax:051-9106556	051-9101162
Mr. Khalid Hussain Bhatti	Deputy Director General	051-9106583	051-4440906
Mr. Ghulam Muhammad	Director	051-9106559	0300-9562558
Mr. Fazil Mehmood Baig	Director	051-9106575	0333-5159850
Mr. Shaukat Ali Khan	Director	051-9106557	--
Mr. Attiq-ur-Rehman	Director	051-9106553 Fax:051-9106546	0346-9579700 --
Mr. Munwar Ali Ghanghro	Director	051-9106554	0333-7145366
Mrs. Rabia Awan	Director	051-9106581	051-4444696
Mrs. Rizwana Siddique	Director	051-9106545	0333-5221042
Mr. Rizwan Bashir	Director	051-9106530	--

TRAINING WING

Syed Abdul Qader Shah	Director	051-9205390 Fax:051-9205390	--
-----------------------	----------	--------------------------------	----

**PAKISTAN BUREAU OF STATISTICS
1-B, SINDHI MUSLIM COOPERATIVE HOUSING SOCIETY
KARACHI – 74400
E-mail: khifbs@khi.comsats.net.pk**

Mr. Muhammad Ali Shaikh	Director	021-99225205	--
Mr. Shaukat Zaman	Director	021-99225209 Fax:021-99225202	0300-5052450
Mr. Abrar Hussain	Director	021-99225217	--

**PAKISTAN BUREAU OF STATISTICS
USAID BUILDING GURU MANGAT ROAD
GULBERG-III, LAHORE
E-mail: lhrfbs@lhr.comsats.net.pk**

Mr. Rana Iqbal	Director	042-99263267 Fax:042-99263267	--
----------------	----------	----------------------------------	----

(Regional Office) LAHORE

Mr. Muhammad Shahid	Chief Statistical Officer	042-99263266 Fax:042-99263266	0345-4169987
---------------------	---------------------------	----------------------------------	--------------

(Regional Office) KARACHI

Mr. Faraz Muslim	Statistical Officer	021-99225214	0333-3028006
------------------	---------------------	--------------	--------------

(Regional Office) PESHAWAR

Mr. Hasan Khan	Chief Statistical Officer	091-9213097 Fax:091-9213098	0333-9117508
----------------	---------------------------	--------------------------------	--------------

(Regional Office) QUETTA

Mr. Ghulam Rasool	Chief Statistical Officer	081-9239804 Fax:081-9239804	--
-------------------	---------------------------	--------------------------------	----

**(Presentation, Reproduction & Printing) KARACHI
pbskarachipp@gmail.co,**

Mr. Shakeel Qadeer	Chief System Analyst	021-99225220	021-35836029
Mr. Naushad Ahmed Malik	Statistical Officer	021-99225215	--

CONTENTS

**	KEY INDICATORS	III
1.	BALANCE OF PAYMENT	
1.1	Country wise Workers Remittances	01
1.2	Month wise Workers Remittances	04
1.3	Exchange Rates Pak. Rupees in Terms of one Unit of Foreign Currency	05
2.	CLIMATE	
2.1	Temperature at Selected Stations	07
2.2	Rainfall at Selected Stations	09
3.	ENERGY & MINING	
3.1	Production of Crude Oil	11
3.2	Production of Natural Gas	14
3.3	Company Wise Production of Crude Oil and Natural Gas	18
3.4	Province Wise Production of Crude Oil and Natural Gas	18
3.5	Production of Crude Oil, Natural Gas and Electricity	19
3.6	Mineral Production	20
4.	HEALTH	
4.1(a)	Monthly Immunization Coverage Number of Doses Administered (0-11 month) Children	23
4.1(b)	Monthly Immunization Coverage Number of Doses Administered (12-23 months) Children	25
4.1(c)	Monthly Immunization Coverage Number of T.T Doses Administered to Women	26
4.2	Monthly Report of HIV Treatment Centre	27
4.3(a)	Registered Veterinary Medical Practitioner with PVMC	28
4.3(b)	Registered Animal Husbandry Graduate with PVMC	29
4.4	Tuberculosis Report (FTI)	30
5.	MANUFACTURING	
5.1	Quantum Index Numbers of Large-scale Manufacturing Industries	31
5.2	Production of Manufacturing Items	33
6.	MONEY & CREDIT	
6.1	Reserve Money	47
7.	PRICE	
7.1	Price Indices (General) with Percentage Change	51
7.2	Combined Sensitive Price Indicator (SPI) by Quantile	52
7.3	Combined Consumer Price Index Numbers by Commodity Groups	53
7.4	Consumer Price Index Numbers by Major Groups and Selected Commodities	54
7.5	Combined Consumer Price Index Numbers by Quantile and Major Commodity Groups	56
7.6	Combined Consumer Price Index Numbers by Quantile, Major Commodity Group for Selected Cities	57
7.7	Combined Consumer Price Index Numbers by Income Group/City and Commodity Group for all Centres Covered in CPI	60
7.8	Index Numbers of Wholesale Prices by Commodity Groups	61
7.9	Index Numbers of Wholesale Prices by Commodities	62
7.10	Intercity Wholesale Prices of Selected Commodities	72
7.11	Intercity Consumer Prices	115

Contd.

8.	PUBLIC FINANCE	
8.1	Customs Revenue Receipts	173
9.	SOCIAL	
9.1	Data on Traffic Accidents	177
9.2	Data on Telecommunication	180
9.3	Visitors at Archaeological Museums in Pakistan	181
9.4	Visitors at Heritage Sites in Pakistan	182
10.	TRADE	
10.1	Value of Foreign Trade	183
10.2	Exports by Commodity/Group	184
10.3	Imports by Commodity/Group	186
10.4	Exports of Selected Commodities in Dollars	187
10.5	Exports of Selected Commodities in Rupees	189
10.6	Imports of Selected Commodities in Dollars	191
10.7	Imports of Selected Commodities in Rupees	193
10.8	Exports by Economic Categories (Summary)	195
10.9	Exports by Economic Categories (Details)	196
10.10	Imports by Economic Categories (Summary)	197
10.11	Imports by Economic Categories (Details)	198
10.12	Exports by Areas and Countries/Territories	270
10.13	Re-exports by Areas and Countries/Territories	274
10.14	Imports by Areas and Countries/Territories	276
10.15	Re-imports by Areas and Countries/Territories	280
10.16	Annual and Quarterly Terms of Trade and Unit Value Indices of Exports and Imports (1990-91=100)	282
10.17	Index Numbers of Unit Value of Exports by Groups (1990-91=100)	283
10.18	Index numbers of unit value of imports by groups (1990-91=100)	284
10.19	Index Numbers of Quantum of Exports by Groups (1990-91=100)	285
10.20	Index Numbers of Quantum of Imports by Groups (1990-91=100)	286
10.21	Trade in Services (Summary)	287
10.22	Export of Services by Sector (Detail) Monthly	288
10.23	Import of Services by Sector (Detailed) Monthly	290

Regional and Field Offices of Pakistan Bureau of Statistics

Symbols, Abbreviations and Conversions

Selected Publications of Pakistan Bureau of Statistics

Sale Centres where PBS Publications are available

KEY INDICATORS

YEARLY

ECONOMIC INDICATORS

(2016- 2017)

1	Inflation	4.16%
2	Balance of Trade	(-) \$ 32.488 billion
3	Value of Exports	\$ 20.422 billion
4	Value of Imports	\$ 52.910 billion
5	Total Workers Remittances	\$ 19303.58(P) million
6	Reserve Money	Rs.4867869(P) million
7	Currency in Circulation	Rs.3911212(P) million
8	Consumer Price Index (CPI with Base 2007-2008)	212.39
9	Agricultural Sector Growth	3.46%
10	Industrial Sector Growth	5.02%
11	Services Sector Growth	5.98%
12	GDP Growth Rate at Constant Basic Prices (Real)	5.28%
13	GNI Growth Rate at Constant Prices	5.44%
14	Per Capita Income	\$ 1629
15	Large Scale Manufacturing Sector (LSMI) Growth	5.60%
16	Quantum Index Number (LSMI with Base 2005-2006)	139.29
17	Imports Duty	Rs.454814.09 million
18	Exports Duty	Rs.639.20 million
19	Foreign Exchange Reserves	\$ 17550 million
20	* Overall Balance of Payment Surplus/Deficit	\$ -12439 million

SOCIAL INDICATORS

1	** Population (2016)	207.774520 million
	Male	106.49 million
	Female	101.31 million
2	Natural Growth Rate (PDS- 2007)	1.88%
3	** Population Growth Rate (2016)	1.89%
4	Dependency Ratio (PDS-2007)	81.5
5	*** Mean Size of Household (2012-13)	6.3

* BOP as per BPM6 in million USD.

** Economic Survey

*** PSLM Survey

IV

MONTHLY

ECONOMIC INDICATORS

September, 2017

1	Value of Exports	\$ 1668.380 million
2	Value of Imports	\$ 4438.388 million
3	Balance of Trade	(-)\$ 2770.008 million

October, 2017

1	Growth in Quantum Index Manufacturing (LSMI)	8.77%
2	Quantum Index of Manufacturing (LSMI with Base 2005-2006)	138.52
3	Consumer Price Index (CPI with Base 2007-08)	219.61
4	Wholesale Price Index (WPI with Base 2007-08)	219.41
5	Sensitive Price Indicator (SPI with Base 2007-08)	216.20
6	Growth Rate	
	A. CPI	0.75%
	B. WPI	0.61%
	C. SPI	0.86%
7	Exports Duty	Rs.33.71 million
8	Imports Duty	Rs.41335.33 million
9	Reserve Money	Rs.4727565 million
10	Currency in Circulation	Rs.3859450 million
11	Exchange Rate of Pak Rupees in terms of one unit US Dollar	1 \$ =Rs.105.3390
12	Total Workers Remittances (including Hajj & War Compensation)	\$1654.45 million

Source: i) Pakistan Bureau of Statistics.
ii) State Bank of Pakistan.
iii) Economic Survey of Pakistan.

1. BALANCE OF PAYMENT

1.1 Country Wise Workers Remittances (Including Hajj and War Compensation)

(Provisional)
(Million US Dollars)

Item	Oct, 2016	Nov, 2016	Dec, 2016	Jan, 2017
I. Cash	1559.75	1616.43	1584.17	1487.72
1 USA	183.19	193.98	182.17	175.01
2 UK	173.38	192.80	181.85	180.91
3 Saudi Arabia	470.17	465.19	475.75	434.15
4 UAE	358.38	362.71	339.93	323.11
Dubai	218.85	224.95	216.65	209.12
Abu Dhabi	134.95	132.78	119.36	110.43
Sharjah	3.98	4.34	3.48	3.11
Other	0.60	0.64	0.44	0.45
5 Other GCC Countries	183.13	193.12	203.63	186.41
Bahrain	30.76	35.35	37.03	31.49
Kawait	62.68	64.06	63.41	61.73
Qatar	29.38	29.98	35.66	30.71
Oman	60.31	63.73	67.53	62.48
6 EU Countries	35.35	37.03	35.08	31.69
Germany	6.85	7.16	6.89	6.14
France	3.82	3.92	3.92	3.56
Netherland	0.40	0.48	0.40	0.50
Spain	3.29	2.79	2.76	2.41
Italy	4.39	4.32	4.11	3.97
Greece	1.86	1.71	1.74	1.49
Sweden	1.21	1.40	1.31	1.36
Denmark	0.83	0.79	0.90	1.04
Ireland	11.99	13.73	12.31	10.53
Belgium	0.71	0.73	0.74	0.69
7 Norway	3.41	3.60	3.06	3.03
8 Switzerland	1.69	2.18	2.09	1.79
9 Australia	14.66	16.71	15.41	17.19
10 Canada	11.97	15.19	14.96	14.22
11 Japan	1.22	1.33	0.92	0.91
12 Other Countries	123.20	132.59	129.32	119.30
II. Encashment and Profit in Pak. Rs. Of Foreign Exchange Bearer Certificates(FEBCs) and Foreign Currency Bearer Certificate(FCBCs)	0.00	0.00	0.00	0.00
TOTAL (I + II)	1559.75	1616.43	1584.17	1487.72

Contd.

1.1 Country Wise Workers Remittances (Including Hajj and War Compensation)

(Provisional)
(Million US Dollars)

Item	Feb, 2017	Mar, 2017	Apr, 2017	May,2017
I. Cash	1416.92	1694.37	1538.61	1867.34
1 USA	177.76	213.29	199.69	248.88
2 UK	170.55	209.14	191.62	239.20
3 Saudi Arabia	404.39	504.60	439.13	514.50
4 UAE	320.24	363.24	344.01	427.25
Dubai	202.96	250.52	252.52	306.53
Abu Dhabi	113.36	108.92	86.18	114.11
Sharjah	3.48	3.59	5.03	6.37
Other	0.44	0.21	0.28	0.24
5 Other GCC Countries	168.20	197.21	175.18	209.95
Bahrain	28.63	32.34	29.41	36.74
Kawait	55.12	64.58	58.59	70.71
Qatar	27.24	32.21	29.90	37.07
Oman	57.21	68.08	57.28	65.43
6 EU Countries	31.70	38.85	41.89	51.19
Germany	6.31	7.74	8.00	10.13
France	2.99	3.29	3.74	4.50
Netherland	0.43	0.51	0.51	0.46
Spain	2.35	2.83	7.04	9.82
Italy	3.65	4.49	4.99	6.61
Greece	1.44	1.95	2.24	2.35
Sweden	1.35	2.83	1.23	1.86
Denmark	1.24	1.04	0.92	1.39
Ireland	11.39	13.46	12.47	13.22
Belgium	0.55	0.71	0.75	0.85
7 Norway	3.10	3.34	2.58	3.88
8 Switzerland	1.84	2.65	2.68	2.63
9 Australia	18.00	18.12	14.90	18.28
10 Canada	14.05	15.83	15.01	18.63
11 Japan	1.07	1.15	1.14	1.29
12 Other Countries	106.02	126.95	110.81	131.66
II. Encashment and Profit in Pak. Rs. Of Foreign Exchange Bearer Certificates(FEBCs) and Foreign Currency Bearer Certificate(FCBCs)	0.00	0.00	0.00	0.00
TOTAL (I + II)	1416.92	1694.37	1538.61	1867.34

Contd.

1.1 Country Wise Workers Remittances (Including Hajj and War Compensation)

(Provisional)
(Million US Dollars)

Item	Jun, 2017	Jul, 2017	Aug, 2017	Sep, 2017	Oct, 2017
I. Cash	1839.96	1541.67	1954.46	1293.88	1654.45
1 USA	265.37	193.70	260.34	171.90	215.64
2 UK	252.46	199.18	249.14	194.76	270.46
3 Saudi Arabia	438.07	408.84	511.28	308.05	461.07
4 UAE	414.22	334.63	440.38	302.77	333.57
Dubai	301.15	240.65	337.64	237.54	245.41
Abu Dhabi	106.78	88.66	96.43	60.50	82.27
Sharjah	5.89	5.11	5.87	4.18	5.14
Other	0.40	0.21	0.44	0.55	0.75
5 Other GCC Countries	232.89	192.02	230.22	141.02	184.76
Bahrain	39.77	30.86	41.51	26.57	35.38
Kawait	66.41	61.90	82.50	49.68	65.85
Qatar	62.56	45.86	32.77	20.25	27.60
Oman	64.15	53.40	73.44	44.52	55.93
6 EU Countries	56.97	52.08	62.75	45.07	51.12
Germany	10.62	10.06	12.62	8.82	9.31
France	4.88	3.89	5.20	4.08	4.40
Netherland	0.52	0.48	0.52	0.41	0.48
Spain	10.59	10.04	11.51	8.56	10.50
Italy	7.88	8.04	10.54	7.29	8.37
Greece	2.60	2.27	2.82	2.19	2.49
Sweden	1.73	1.47	2.17	1.37	1.67
Denmark	1.20	1.36	1.14	0.96	1.00
Ireland	15.91	13.61	15.04	10.43	11.42
Belgium	1.04	0.86	1.19	0.96	1.48
7 Norway	4.42	4.01	5.00	3.53	3.58
8 Switzerland	2.64	2.75	2.92	1.76	2.13
9 Australia	20.72	19.67	23.64	16.80	17.56
10 Canada	21.67	16.21	20.32	13.91	16.49
11 Japan	1.49	1.30	1.66	1.02	1.38
12 Other Countries	129.04	117.28	146.81	93.29	96.69
II. Encashment and Profit in Pak. Rs. of Foreign Exchange Bearer Certificates(FEBCs) and Foreign Currency Bearer Certificate(FCBCs)	0.00	0.00	0.00	0.00	0.00
TOTAL (I + II)	1839.96	1541.67	1954.46	1293.88	1654.45

Note: Item has been revised / extended by the State Bank of Pakistan.

Source: State Bank of Pakistan.

1.2 Month Wise Workers Remittances

(Million US \$)

Monthly Cash Inflow (Including Foreign Exchange Bearer Certificates & Foreign Currency Bearer Certificates)	2016-17	2015-2016	YOY growth (percent)	
			2016-17	2015-16
Jul.	1328.18	1663.61	-20.16	-0.73
Aug.	1760.84	1527.19	15.30	13.05
Sep.	1609.29	1775.15	-9.34	1.52
Oct.	1,559.75	1,541.21	1.20	9.37
Nov.	1,616.43	1,565.19	3.27	16.48
Dec.	1,584.17	1,616.13	-1.98	-1.10
Jan.	1,487.72	1,466.38	1.46	4.46
Feb.	1,416.92	1,521.92	-6.90	7.14
Mar.	1,694.37	1,711.15	-0.98	6.38
Apr.	1,538.61	1,656.46	-7.11	1.00
May.	1,867.34	1,799.43	3.77	8.18
Jun.	1,839.96	2,073.08	-11.25	13.80
Jul.- Jun.	19,303.58	19,916.90	-3.08	6.39
Monthly average for period Jul.-jun.	1,608.63	1,659.39	-3.06	6.37
Monthly Cash Inflow (Including Foreign Exchange Bearer Certificates & Foreign Currency Bearer Certificates)	2017-18	2016-2017	YOY growth (percent)	
			2017-18	2016-17
July.	1541.67	1328.18	16.07	-20.16
Aug.	1,954.46	1760.84	11.00	15.30
Sep.	1,293.88	1,612.36	-19.75	-9.17
Oct.	1,654.45	1,561.02	5.99	1.29
Jul.- Oct.	6,444.46	6,262.40	2.91	-3.76
Monthly average for period Jul.- Oct.	1,611.12	1,565.60	2.91	-3.76

Source: State Bank of Pakistan.

1.3 Exchange Rates Pak. Rupees in Terms of One Unit of Foreign Currency

S. No.	Country/ Organization	Currency	Oct., 2016	Nov., 2016	Dec., 2016	Jan., 2017	Feb., 2017	Mar., 2017	Apr., 2017
1	Australia	Dollar	79.7425	78.9017	76.8798	78.1217	80.2482	79.7915	78.9222
2	Bahrain	Dinar	276.5944	276.8458	276.9316	276.9875	276.9211	277.0067	277.0027
3	Canada	Dollar	79.0004	77.8456	78.3961	79.3028	79.9559	78.2677	78.0738
4	China	Yuan	15.5626	15.3249	15.1495	15.2376	15.2873	15.2347	15.2586
5	Denmark	Krone	15.5162	15.2315	14.8663	14.9905	15.0167	15.0629	15.1012
6	E.M.U.	Euro	115.2397	113.1116	110.3385	111.2553	111.4325	111.7888	112.1214
7	Hong Kong	Dollar	13.5019	13.5148	13.5138	13.5206	13.5125	13.5042	13.4990
8	I.M.F.	SDR	144.6019	143.3042	141.225	141.7133	142.0826	142.0691	142.7229
9	India	Rupee	1.5685	1.5525	1.5443	1.5404	1.5630	1.5916	1.6244
10	Japan	Yen	1.0081	0.9699	0.9029	0.9116	0.9261	0.9263	0.9517
11	Kuwait	Dinar	346.1479	344.9733	343.0494	343.2073	343.4367	343.4939	344.0251
12	Malaysia	Ringgit	25.0708	24.1891	23.4912	23.5153	23.5817	23.6159	23.7912
13	Newzeland	Dollar	74.9841	74.8740	73.6750	74.6299	75.6805	73.3930	73.1208
14	Norway	Krone	12.8408	12.4766	12.2478	12.3873	12.6032	12.3396	12.2195
15	Oman	Riyal	271.8857	272.1148	272.1712	272.2436	272.1749	272.2607	272.2405
16	Qatar	Riyal	28.7573	28.7831	28.7865	28.7941	28.7852	28.7929	28.7934
17	Singapore	Dollar	75.5808	74.248	72.9163	73.3116	74.0025	74.4985	74..9230
18	Sweden	Krona	11.9002	11.4982	11.3762	11.716	11.7869	11.7498	11.7064
19	Switzerland	Franc	105.9968	105.2422	102.6806	103.8624	104.5855	104.4191	104.6164
20	Saudi Arabia	Riyal	27.8992	27.9250	27.9305	27.9353	27.9338	27.9389	27.9398
21	Thailand	Bhath	--	--	--	--	--	--	--
22	Turkey	Lira	--	--	--	--	--	--	--
23	U.A.E.	Dirham	28.4906	28.5165	28.5255	28.5278	28.5252	28.5297	28.5296
24	U.K.	Sterling (Pound)	129.1794	130.0219	130.582	129.0902	130.7509	129.0549	132.1295
25	U.S.A.	Dollar	104.5984	104.6935	104.7248	104.7301	104.7204	104.7416	104.7474

Contd.

1.3 Exchange Rates Pak. Rupees in Terms of One Unit of Foreign Currency

S. No.	Country/ Organization	Currency	May., 2017	Jun., 2017	Jul., 2017	Aug., 2017	Sep., 2017	Oct., 2017
1	Australia	Dollar	77.7707	79.0266	82.1909	83.3388	83.9436	82.0166
2	Bahrain	Dinar	276.9600	276.9160	278.5775	278.3514	278.3670	278.3445
3	Canada	Dollar	76.9465	78.6222	82.9535	83.5226	85.7743	83.7159
4	China	Yuan	15.2464	15.4413	15.6192	15.8332	16.0860	15.9367
5	Denmark	Krone	15.5630	15.8345	16.3500	16.744	16.8831	16.6553
6	E.M.U.	Euro	115.5902	117.5776	121.3640	124.3211	125.4169	123.7944
7	Hong Kong	Dollar	13.4727	13.4585	13.5279	13.4872	13.5043	13.5183
8	I.M.F.	SDR	144.2082	145.0127	147.2954	148.7228	149.7221	148.6476
9	India	Rupee	1.6274	1.6270	1.6385	N.A.	1.6354	N.A.
10	Japan	Yen	0.9327	0.946	0.9376	0.9583	0.9509	0.9327
11	Kuwait	Dinar	344.8168	345.7245	348.7013	349.2093	349.7035	348.8609
12	Malaysia	Ringgit	24.2836	24.5330	24.6083	24.6052	25.0474	24.9284
13	Newzeland	Dollar	72.6591	75.5587	77.5620	76.9634	76.4078	74.2472
14	Norway	Krone	12.3180	12.3987	12.9433	13.3582	13.4623	13.1992
15	Oman	Riyal	272.2231	272.2858	274.0682	273.612	273.6807	273.7550
16	Qatar	Riyal	28.7907	28.606	28.8176	28.8447	28.7474	28.4988
17	Singapore	Dollar	75.0362	75.7292	76.8791	77.3793	78.0464	77.4323
18	Sweden	Krona	11.9308	12.0796	12.6874	13.0477	13.1836	12.9132
19	Switzerland	Franc	105.9773	108.1856	109.7805	109.0549	109.443	107.3577
20	Saudi Arabia	Riyal	27.9372	27.9455	28.1197	28.0850	28.0882	28.0947
21	Thailand	Bhath	--	--	--	--	28.6796	--
22	Turkey	Lira	--	--	--	--	140.3471	--
23	U.A.E.	Dirham	28.5272	28.535	28.7121	28.6767	105.3206	28.6857
24	U.K.	Sterling (Pound)	135.2891	134.0711	136.8893	136.4857	139.0288	139.0288
25	U.S.A.	Dollar	104.7381	104.7702	105.425	105.3079	105.3390	105.339

Note: Euro, a common currency of the 11 member countries of European Economic and Monetary Union (EMU) was introduced with effect from 1st January, 1999.

Source: State Bank of Pakistan.

2. CLIMATE

2.1 Temperature at Selected Stations

(In centigrade)

Stations	Murree		Rawalpindi/Islamabad		Jhelum		Lahore		Sargodha	
Height in meters above sea level	2167		507		232		213		187	
	Max.	Min.	Max.	Min.	Max.	Min.	Max.	Min.	Max.	Min.

Month:

May. 2016	25.1	14.8	37.2	20.0	40.3	23.3	40.2	25.7	40.5	26.2
Jun. 2016	26.1	16.6	38.7	24.1	N.R	N.R	39.6	27.6	40.0	28.1
Jul. 2016	23.6	15.9	35.3	24.2	35.9	25.1	35.8	25.9	36.1	26.7
Aug. 2016	22.9	15.1	34.1	23.1	35.5	25.6	35.1	25.6	35.2	26.0
Sep. 2016	22.3	13.8	34.4	22.2	35.8	24.8	35.1	25.5	36.7	26.3
Oct. 2016	21.3	11.6	32.4	15.0	34.0	18.4	33.8	20.5	34.3	20.8
May. 2017	23.8	13.8	36.0	20.2	39.2	23.9	38.9	25.9	38.9	24.9
Jun. 2017	24.3	15.1	36.0	22.8	38.2	24.9	36.9	26.2	38.3	26.3
Jul. 2017	22.9	15.8	34.3	24.4	36.0	26.3	35.6	27.0	36.5	27.6
Aug. 2017	23.2	15.4	33.6	23.4	35.3	25.9	35.4	26.8	36.9	27.7
Sep. 2017	22.8	13.8	33.5	20.4	35.6	23.6	35.0	24.1	35.4	24.5
Oct. 2017	22.7	12.5	32.1	14.5	34.5	18.2	34.2	20.8	34.4	20.4

Stations	Faisalabad		Multan		Bahawalpur		Hyderabad		Nawabshah	
Height in meters above sea level	183		122		116		40		37	
	Max.	Min.	Max.	Min.	Max.	Min.	Max.	Min.	Max.	Min.

Month:

May. 2016	40.6	26.0	41.9	28.3	42.1	26.9	40.2	25.4	45.5	25.8
Jun. 2016	N.R	N.R	42.1	30.8	41.8	29.0	40.3	27.0	44.9	27.9
Jul. 2016	N.R	N.R	39.2	29.8	39.7	29.2	36.0	27.0	41.1	27.7
Aug. 2016	N.R	N.R	37.2	28.2	37.8	27.8	35.7	25.5	39.1	26.1
Sep. 2016	36.8	25.5	37.1	27.2	38.0	25.7	36.5	24.0	40.1	24.8
Oct. 2016	34.6	20.3	35.4	21.8	36.3	20.7	36.6	21.9	38.4	21.5
May. 2017	39.8	26.1	41.4	28.4	41.9	26.4	42.0	26.1	44.6	26.0
Jun. 2017	38.4	26.8	38.9	28.1	39.2	27.6	39.2	27.7	43.6	27.9
Jul. 2017	37.1	28.0	38.5	29.6	39.3	28.7	36.6	26.9	40.6	27.4
Aug. 2017	37.2	27.6	37.5	28.7	38.1	27.9	36.4	26.1	40.4	26.9
Sep. 2017	36.0	24.3	36.7	26.3	37.6	24.9	36.4	24.4	38.6	25.2
Oct. 2017	34.9	19.9	35.4	20.6	36.4	19.6	38.6	22.5	40.0	20.0

Contd.

2.1 Temperature at Selected Stations

(In centigrade)

Stations	Jacobabad		Karachi A.P.		Peshawar		D.I.Khan		Saidu Sharif		Gilgit	
Height in meters above sea level	55		21		359		173		961		1459	
	Max.	Min.	Max.	Min.	Max.	Min.	Max.	Min.	Max.	Min.	Max.	Min.

Month:

May. 2016	49.6	29.0	35.7	27.9	38.1	24.0	41.0	24.5	Nil	Nil	N.R	N.R
Jun. 2016	44.9	30.9	36.1	28.0	39.4	26.9	N.R	N.R	N.R	N.R	34.3	18.8
Jul. 2016	40.7	29.6	33.6	28.1	37.1	27.2	N.R	N.R	N.R	N.R	35.1	18.9
Aug. 2016	38.4	29.1	33.0	27.1	36.6	25.5	N.R	N.R	N.R	N.R	N.R	N.R
Sep. 2016	37.0	26.9	32.9	26.6	35.6	24.7	N.R	N.R	N.R	N.R	N.R	N.R
Oct. 2016	36.5	21.0	34.0	24.0	32.5	19.3	N.R	N.R	N.R	N.R	N.R	N.R
May. 2017	45.0	28.3	36.1	27.8	37.8	24.4	41.4	24.7	34.0	17.8	31.2	13.8
Jun. 2017	43.2	29.7	36.2	29.3	38.1	25.9	40.5	25.7	35.9	21.2	33.9	16.2
Jul. 2017	40.0	29.8	33.1	27.7	36.4	26.8	39.1	26.5	34.2	22.3	34.3	19.2
Aug. 2017	38.5	28.8	33.7	27.1	35.5	25.7	39.3	27.1	34.1	20.6	N.R	N.R
Sep. 2017	37.4	26.0	34.4	26.2	35.3	23.0	37.7	23.9	32.7	16.2	N.R	N.R
Oct. 2017	36.4	20.7	36.6	23.5	32.6	18.9	35.5	19.5	30.8	12.2	N.R	N.R

Stations	Quetta (Samungli)		Zhob (Fortsandeman)		Khuzdar		Punigur		Dalbadin	
Height in meters above sea level	1600		1405		1231		980		848	
	Max.	Min.	Max.	Min.	Max.	Min.	Max.	Min.	Max.	Min.

Month:

May. 2016	33.2	15.6	34.3	19.5	37.6	25.6	39.8	23.3	41.5	22.5
Jun. 2016	34.6	19.9	33.1	22.6	38.4	20.2	39.3	23.0	43.0	22.5
Jul. 2016	37.6	22.8	37.2	22.0	37.5	25.5	N.R	N.R	45.0	21.0
Aug. 2016	34.7	19.4	34.9	20.8	34.6	23.9	37.3	22.2	41.1	22.8
Sep. 2016	N.R	N.R	N.R	N.R	N.R	N.R	N.R	N.R	N.R	N.R
Oct. 2016	N.R	N.R	N.R	N.R	N.R	N.R	N.R	N.R	N.R	N.R
May. 2017	32.9	13.8	35.0	20.7	37.9	20.1	40.2	24.0	41.5	18.4
Jun. 2017	36.8	18.4	37.1	21.3	40.4	23.9	42.0	26.4	44.8	19.8
Jul. 2017	37.4	19.7	37.1	21.4	36.9	24.8	39.7	25.4	44.3	21.4
Aug. 2017	35.5	16.0	36.9	22.1	36.7	24.6	38.0	22.2	41.9	21.5
Sep. 2017	32.5	12.7	33.6	17.6	35.3	21.2	35.2	19.7	38.6	17.4
Oct. 2017	27.4	5.6	29.6	14.1	31.9	18.4	34.4	17.2	35.5	14.5

Source: Pakistan Meteorological Department, Karachi.

2.2 Rainfall at Selected Stations

(In millimeters)

Stations	Murree	Rawalpindi/ Islamabad	Jhelum	Lahore	Sargodha	Faisal- abad	Multan	Bahawal- pur	Hyder- abad	Nawab- shah	Jaco- abad
Height in meters above sea level	2167	507	232	213	187	183	122	116	40	37	55

Year/month

2012	1515.0	1076.0	717.0	527.0	368.0	366.0	239.0	183.0	121.0	182.0	486.0
2013	1451.5	1732.0	924.0	1109.0	362.0	378.0	157.0	148.0	74.0	86.0	345.0
2014	1228.6	1139.0	939.3	800.6	401.3	401.8	247.3	67.9	25.4	67.0	21.3
2015	2416.8	1477.0	848.0	856.0	588.0	512.0	395.0	498.0	114.0	120.0	148.0
2016	1313.8	1044.0	890.0	801.0	744.0	427.0	196.0	112.0	166.0	143.0	46.0
May. 2016	128.1	27.2	25.5	31.2	25.5	32.4	3.6	2.0	0.0	17.0	3.0
Jun. 2016	119.1	47.0	143.9	118.2	99.0	63.1	0.4	33.0	34.0	58.0	0.0
Jul. 2016	301.3	344.8	280.1	151.7	312.8	N.R	52.4	34.0	0.0	4.0	7.0
Aug. 2016	195.7	265.0	197.0	315.1	87.0	94.3	69.0	3.7	131.8	63.0	3.4
Sep. 2016	114.2	3.0	53.7	127.7	20.0	9.6	2.6	0.0	Nil	Nil	18.6
Oct. 2016	28.0	9.0	5.3	0.6	0.0	24.0	Tr	0.0	0.0	0.0	0.0
May. 2017	29.0	21.0	31.7	9.9	46.0	2.0	0.0	17.0	0.0	0.0	11.0
Jun. 2017	212.8	145.9	87.2	201.2	52.0	77.2	81.7	66.1	14.0	24.0	9.2
Jul. 2017	209.6	284.6	269.3	149.1	89.3	92.0	29.8	25.6	27.0	26.1	15.0
Aug. 2017	262.8	160.8	311.9	70.3	116.6	37.6	56.2	0.0	70.0	43.0	0.0
Sep. 2017	56.4	92.0	66.1	52.2	69.4	49.6	12.2	8.0	Tr	2.0	Tr
Oct. 2017	13.0	7.0	0.0	0.0	0.0	0.0	0.0	0.0	0.0	0.0	0.0

Contd.

2.2 Rainfall at Selected Stations

(In millimeters)

Stations	Karachi Airport	Peshawar	D.I. Khan	Saidu Sharif	Gilgit	Quetta (Samungli)	Zhob (Fort sandeman)	Khuzdar	Punjgoor	Dalbadin
Height in meters above sea level	21	359	173	961	1459	1600	1405	1231	980	848

Year/month

2012	152.0	480.0	450.0	803.0	110.5	410.0	47.0	167.0	33.0	16.0
2013	169.0	551.0	327.0	954.3	153.5	53.0	66.0	479.0	101.0	23.0
2014	30.7	326.3	249.7	660.0	107.0	97.0	173.7	201.9	61.8	17.3
2015	53.0	1387.0	477.0	1062.2	144.0	153.0	364.0	147.0	61.0	47.0
2016	168.0	355.0	271.0	221.3	142.2	89.0	167.0	41.0	45.0	41.0
May. 2016	0.0	8.0	1.0	Nil	N.R	2.0	19.0	2.1	1.0	T.R
Jun. 2016	65.8	55.0	N.R	N.R	16.3	51.0	9.0	21.1	7.0	0.0
Jul. 2016	1.9	32.1	N.R	N.R	24.8	3.0	15.0	37.5	N.R	T.R
Aug. 2016	96.9	45.0	N.R	N.R	10.4	T.R	40.0	14.9	Nil	Nil
Sep. 2016	Tr	3.0	N.R	N.R	N.R	N.R	N.R	N.R	N.R	N.R
Oct. 2016	0.0	1.0	N.R	N.R	N.R	N.R	N.R	N.R	N.R	N.R
May. 2017	0.0	5.1	1.1	32.0	43.4	0.6	6.0	8.0	15.0	0.0
Jun. 2017	58.9	42.0	53.0	28.1	10.1	0.0	2.0	47.0	0.0	0.0
Jul. 2017	33.2	77.0	48.0	97.0	10.4	0.0	47.0	78.8	0.0	0.0
Aug. 2017	65.6	66.0	77.0	141.0	N.R	0.0	33.0	14.7	0.0	0.0
Sep. 2017	26.4	36.0	Tr	55.5	N.R	0.0	2.0	0.0	0.0	0.0
Oct. 2017	0.0	0.0	0.0	1.0	N.R	0.0	0.0	0.0	0.0	0.0

N.R = Not received

TR = Trace (Rainfall less than 0.1 mm)

Source: Pakistan Meteorological Department, Karachi.

3. ENERGY & MINING

3.1 Production of Crude Oil

Unit: Barrels

Company	Field	Jul,17	Aug,17	Sep,17	Cumulative Total from July 2017	
PUNJAB						
OGDCL	BHALSYEDAN	304	321	303	928	
	CHAK NAURANG	9705	9586	9405	28696	
	DAKHNI	21473	21490	6625	49588	
	DHODAK	993	909	878	2780	
	FIMKASSAR	4980	5020	4950	14950	
	KAL	12390	12494	12830	37714	
	MISSAKISWAL	2170	2087	1800	6057	
	RAJIAN	69780	67264	58962	196006	
	SOGHRI	2807	2985	775	6567	
	SADKAL	1369	1453	1435	4257	
	TOOT	7872	8010	7666	23548	
	Sub Total	133843	131619	105629	371091	
OPL	DHURNAL	4832	4464	3996	13292	
	BHANGALI	158	130	132	420	
	RATANA	7476	7238	6527	21241	
	Sub Total	12466	11832	10655	34953	
POL	BALKASSAR	11245	11200	10319	32764	
	BELA	0	0	0	0	
	DHULIAN	3389	3420	3565	10374	
	KHAUR	197	232	276	705	
	JOYAMIR	806	807	781	2394	
	MINWAL	3161	3082	2874	9117	
	MEYAL	9002	8696	8501	26199	
	PARIWALI	9686	9726	9605	29017	
	PINDORI	5764	5735	5317	16816	
	TURKWAL	822	805	740	2367	
	Sub Total	44072	43703	41978	129753	
	MPCL	GHAURI	13190	12990	12382	38562
		KALABAGH	8957	7724	6930	23611
		HALINI	21863	20726	18933	61522
HALINI DEEP		29623	30031	28529	88183	
	Sub Total	73633	71471	66774	211878	
PPL	ADHI	219790	211315	193563	624668	
	Sub Total	219790	211315	193563	624668	
DEWAN	RODHO SALSABIL	1732	1854	1798	5384	
	Sub Total	1732	1854	1798	5384	
	TOTAL	485536	471794	420397	1377727	
SINDH						
OPPL	ZAMZAMA	12266	11662	10943	34871	
	Sub Total	12266	11662	10943	34871	
UEPL	AASSU	9148	9007	8465	26620	
	ALI	152	0	1032	1184	
	BIJORO	631	361	384	1376	
	BHATTI/NAKURJI	0	0	0	0	
	BAKSH DEEP	0	0	0	0	
	BHANOKI	0	0	0	0	
	BUKHARI DEEP	12080	7754	6123	25957	
	CHAMAN	41	0	0	41	
	DABHI (South)	1387	1158	705	3250	
	DABHI (North)	429	1058	1819	3306	
	DANG	0	0	0	0	
	GHARO	2071	2024	2031	6126	
	GHUNGHRO	586	1375	722	2683	
	GOLRACHI	0	0	0	0	
	HALIPOTA	24643	21729	19856	66228	
	JABO	2697	2380	2806	7883	
	JAGIR	278	506	851	1635	
	JHABERI SOUTH	59	0	0	59	
	JARAR DEEP	24	0	0	24	
	JAN	2298	2292	1376	5966	
	KATO	36	0	24	60	
	KAMAL NORTH	5618	5481	4584	15683	
	KHASKELI	4257	3831	3807	11895	
	KHASKELI DOWN THROWN	491	402	393	1286	
	KHOREWAH	701	1287	368	2356	
	KHOREWAH DEEP	0	0	0	0	
	KORAI	1265	1673	1788	4726	
	KUMBH	0	241	1178	1419	
	LAGHARI	0	0	0	0	
	LIMU NORTH	0	0	0	0	

Contd.

3.1 Production of Crude Oil

Unit: Barrels

Company	Field	Jul,17	Aug,17	Sep,17	Cummulative Total from July 2017
	LODANO	780	813	735	2328
	LODANO DEEP	1902	2153	1965	6020
	MAKDUMPUR	1048	0	0	1048
	MAZARI	27183	21240	21126	69549
	MEYUN ISMAIL DEEP	216	208	141	565
	MEYUN ISMAIL	850	770	383	2003
	MAKRANI	0	0	0	0
	MISSRI	1191	1149	927	3267
	MOHANO	998	1040	1045	3083
	MOHIB	5644	0	0	5644
	MUBAN	5408	4803	4109	14320
	MAHI	0	0	0	0
	MURID	2091	1657	2671	6419
	NAIMAT BASAL 2X	840	0	0	840
	NAIMAT BASAL	0	0	0	0
	NAIMAT WEST	22052	18046	19980	60078
	NORTH AKARI	1028	1304	1016	3348
	PANIRO	1744	1636	1744	5124
	PIARO DEEP	143	139	118	400
	PIARO DEEP BASAL	0	0	0	0
	RAJANI	16161	13101	14776	44038
	RAHIM 1 X	6844	5708	3817	16369
	RAHIM 2X	5207	4332	7375	16914
	RAWAT	0	0	506	506
	RAWAT NORTH	0	0	2292	2292
	SAHU	0	11	0	11
	SAJAN	262	236	125	623
	SALEH	421	1247	4501	6169
	SAMAN	0	0	0	0
	SAKHI	0	0	0	0
	SAKHI DEEP	0	0	0	0
	SONRO	4679	7894	6734	19307
	SOUTH BUZDAR DEEP	7762	6772	6079	20613
	SOUTH MAZARI	9457	8421	8766	26644
	SOUTH MAZARI DEEP	13948	14243	13334	41525
	SOHRAB	0	0	0	0
	SOHRAB DEEP	2075	1344	1420	4839
	SHEIKHANO	5056	4328	4205	13589
	SUTIARI DEEP	5414	4840	5474	15728
	SUMAR DEEP	677	150	689	1516
	SALAMAT	2355	1919	1953	6227
	THEBO	1102	1048	163	2313
	TANDO GHULAM ALI	0	0	0	0
	THARO	60	0	0	60
	TAJEDI	1096	166	1574	2836
	TANGRI	1811	1420	1356	4587
	TANGRI DEEP	322	309	201	832
	TURK	580	2123	2735	5438
	TURK DEEP	357	302	624	1283
	UMER	375	101	1830	2306
	ZAUR	3059	6313	5162	14534
	Sub Total	231090	203845	209963	644898
OGDCL	BOBI	10510	11090	11070	32670
	BALUCH	0	0	0	0
	CHAK 2	28747	18726	31622	79095
	CHAK 7A	1235	1135	1204	3574
	CHAK 63	19606	7691	4570	31867
	CHAK 63 SOUTH EAST	11732	8181	11176	31089
	CHAK 66 NE	0	0	0	0
	DARS	13906	13822	5442	33170
	DARS WEST	17843	19045	6403	43291
	DARS DEEP	5032	5087	3617	13736
	HAKEEM DAHO	10999	7531	11817	30347
	NIM	210	195	0	405
	NUR BAGHLA	796	808	749	2353
	NOORAI JAGR	0	0	0	0
	JAKHRO	780	436	1033	2249
	JARWAR	3475	3505	2960	9940
	KUNNAR	108197	126832	121193	356222
	KUNNAR WEST	4414	3686	3111	11211
	KUNNAR SOUTH	0	0	2127	2127
	KUNNAR PASAKHI DEEP	38469	36254	20395	95118
	LASHARI CENTRE	13655	13725	13250	40630
	LALA JAMALI	3300	3074	7984	14358

Contd.

3.1 Production of Crude Oil

Unit: Barrels

Company	Field	Jul,17	Aug,17	Sep,17	Cummulative Total from July 2017
	MISSAN	3075	3025	2975	9075
	PALI	6975	6855	6565	20395
	PALI DEEP	0	0	0	0
	PASAKI	75355	78175	76735	230265
	PASAKI NORTH	18600	1085	0	19685
	PASAKI EAST	3855	3776	2542	10173
	PASAKI NORTH EAST	5600	5600	5450	16650
	PASAKI DEEP WEST	0	0	0	0
	QADIR PUR	12395	11275	10740	34410
	SHAH	4168	4128	2587	10883
	SONO	20435	20250	19880	60565
	RESHAM	0	0	0	0
	TANDO ALAM	17195	17245	16605	51045
	TANDO ALLAH YAR	14750	15080	10177	40007
	THORA DEEP	5741	5668	2427	13836
	THORA	8695	8660	8460	25815
	UNAR	3460	3447	2705	9612
	Sub Total	493205	465092	427571	1385868
PPL	ADAM	1329	1411	1290	4030
	ADAM WEST	943	928	977	2848
	KANDH KOT	309	226	310	845
	SHARF	19079	20208	19386	58673
	SHAHDAD	2782	2909	3290	8981
	MAZARANI	314	352	374	1040
	Sub Total	24756	26034	25627	76417
MPCL	MARI	1481	1493	1217	4191
	SUJJAL	2668	3853	4116	10637
	SUJAWAL	718	1446	1149	3313
	Sub Total	4867	6792	6482	18141
Eni(Pak)	BHIT	6727	7528	8525	22780
	BADHRA	1116	989	1043	3148
	KADANWARI	447	87	525	1059
	Sub Total	8290	8604	10093	26987
OMV	LATIF	607	303	610	1520
	MIANO	1086	218	1314	2618
	Sub Total	1693	521	1924	4138
OMV Maurice	MEHAR	19559	19117	16226	54902
	Sub Total	19559	19117	16226	54902
	TOTAL	795726	741667	708829	2246222
KHYBER .P.K					
OGDCL	CHANDA	39595	40310	42738	122643
	NASPHA	711743	698277	662394	2072414
	MELA	40915	41115	38295	120325
	Sub Total	792253	779702	743427	2315382
MOL	MANZALAI	11878	13715	12954	38547
	MAMIKHEL	18191	22115	20842	61148
	MARAMZAI	122165	133267	125961	381393
	MAKORI	942	1244	1039	3225
	MAKORI DEEP	59310	77679	65420	202409
	MARDANKHEL	95304	103289	87655	286248
	MAKORI EAST	423737	408113	309581	1141431
	Sub Total	731527	759422	623452	2114401
	TOTAL	1523780	1539124	1366879	4429783
BALOCHISTAN					
OGDCL	UCH	982	876	869	2727
	Sub Total	982	876	869	2727
MPCL	ZARGHUN SOUTH	165	179	185	529
	Sub Total	165	179	185	529
PPL	SUI	723	1080	1114	2917
	Sub Total	723	1080	1114	2917
	TOTAL	1870	2135	2168	6173
	GRAND TOTAL	2806912	2754720	2498273	8059905

3.2 Production of Natural Gas

						Unit:(MCFT)
COMPANY	Field	Jul,17	Aug,17	Sep,17	Cumulative Total from July 2017	
PUNJAB						
OGDCL	DAKHNI	773.73	745.37	242.86	1761.96	
	BAHU	28.11	27.24	25.70	81.05	
	BHALSYEDAN	2.43	2.44	2.38	7.25	
	FIMKASSAR	3.36	3.26	3.15	9.77	
	DHODAK	102.30	102.30	99.00	303.60	
	KAL	1.53	1.52	1.50	4.55	
	MISSAKISWAL	4.24	4.19	3.90	12.33	
	NANDPUR/PANJPIR	222.31	222.31	211.80	656.42	
	RAJIN	36.13	35.32	32.69	104.14	
	SOGHRI	257.28	278.49	78.26	614.03	
	TOOT	31.62	31.62	30.60	93.84	
	SADKAL	55.45	60.56	53.98	169.99	
	SUB TOTAL	1518.49	1514.62	785.82	3818.93	
	OPL	DHURNAL	15.72	15.44	15.67	46.83
BHANGALI		0.40	0.34	0.33	1.07	
RATANA		178.05	169.81	160.06	507.92	
SUB TOTAL	194.17	185.59	176.06	555.82		
POL	BALKASSAR	0.89	1.04	1.08	3.01	
	BELA	0.00	0.00		0.00	
	DHULIAN	62.08	59.45	60.60	182.13	
	MEYAL	65.88	65.88	64.55	196.31	
	PARIWALI	121.99	114.21	109.03	345.23	
	PINDORI	18.71	18.56	17.98	55.25	
	TURKWAL	1.55	1.55	1.50	4.60	
SUB TOTAL	271.10	260.69	254.74	786.53		
PPL	ADHI	2255.00	2245.00	2157.00	6657.00	
	SUB TOTAL	2255.00	2245.00	2157.00	6657.00	
MPCL	HALINI	23.04	23.11	20.94	67.09	
	HALINI DEEP	49.81	51.90	50.73	152.44	
	KALABAGH	182.02	188.03	175.21	545.26	
	SUB TOTAL	254.87	263.04	246.88	764.79	
DEWAN	RODHO(SALSABIL)	260.70	285.24	275.18	821.12	
	SUB TOTAL	260.70	285.24	275.18	821.12	
	TOTAL	4754.33	4754.18	3895.68	13404.19	
SINDH						
OPPL	ZAMZAMA	2535.22	2410.95	2284.00	7230.17	
	SUB TOTAL	2535.22	2410.95	2284.00	7230.17	
UEPL	ALI	131.39	85.35	851.46	1068.20	
	AASSU	3.63	3.53	3.38	10.54	
	BUKHARI DEEP	767.43	573.81	359.64	1700.88	
	BHATTI/NAKURJI	0.05	5.12	18.38	23.55	
	BAKSH DEEP	0.00	0.00	0.00	0.00	
	BIJORO	1.72	0.90	0.83	3.45	
	BHANOKI	0.00	0.00	0.00	0.00	
	BILAL	0.00	0.00	0.00	0.00	
	CHAMAN	46.20	58.13	53.32	157.65	
	DABHI SOUTH	8.97	8.77	9.15	26.89	
	DABHI NORTH	0.37	0.51	0.98	1.86	
	DANG	0.00	0.00	0.00	0.00	
	DUPHRI	0.00	0.00	0.00	0.00	
	FATEH SHAH NORTH	0.00	0.00	0.00	0.00	
	GHUNGRO	0.45	0.48	0.55	1.48	
	GHARO	0.59	0.55	0.53	1.67	
GOLARCHI	0.19	3.04	2.27	5.50		
HAIDER DEEP	6.51	6.34	0.00	12.85		
HALIPOTA	31.04	7.44	23.25	61.73		
JABO	3.41	3.32	3.51	10.24		
JARAR DEEP	4.60	5.94	6.50	17.04		
JOGWANI	0.00	0.00	0.00	0.00		

Contd.

3.2 Production of Natural Gas

COMPANY	Field	Unit:(MCFT)			
		Jul,17	Aug,17	Sep,17	Cummulative Total from July 2017
	JAGIR	0.16	0.09	0.06	0.31
	JAN	0.30	0.29	0.29	0.88
	KATO	6.92	6.32	5.79	19.03
	KAMAL NORTH -1	35.89	28.24	23.56	87.69
	KAUSAR	51.41	40.08	30.30	121.79
	KHASKHELI	11.84	11.29	12.79	35.92
	KHASKHELI DOWN THROWN	0.87	0.76	0.68	2.31
	KHOREWAH	65.82	75.17	70.36	211.35
	KHOREWAH DEEP	2.96	3.22	3.83	10.01
	KORAI	117.87	105.44	127.68	350.99
	KUMBH	21.02	20.17	19.96	61.15
	LAGHARI	0.00	0.00	0.00	0.00
	LODANO	9.46	9.57	8.15	27.18
	LODANO DEEP	8.83	11.40	10.69	30.92
	LIARI DEEP	0.00	0.00	0.00	0.00
	LIMU NORTH	10.09	6.31	4.31	20.71
	LIMU EAST	0.00	0.00	0.00	0.00
	MAKHDUM PUR	18.68	0.00	0.00	18.68
	MAKHDUM PUR DEEP	0.00	0.00	0.00	0.00
	MAKRANI	0.00	0.00	0.00	0.00
	MAZARI	85.87	76.53	69.67	232.07
	MAHI	5.58	4.53	0.00	10.11
	MALKANI	4.27	3.79	3.25	11.31
	MEYUN ISMAIL DEEP	19.10	19.48	12.82	51.40
	MISSRI	1.57	1.57	1.41	4.55
	MOHIB	161.30	19.25	0.00	180.55
	MOHANO	0.73	0.73	0.81	2.27
	MOR	0.00	0.00	0.00	0.00
	MUBAN	2.60	2.28	2.26	7.14
	MURID	1.13	1.40	1.54	4.07
	NAIMAT BASAL	58.00	55.97	58.66	172.63
	NAIMAT BASAL 2X	19.62	2.04	0.97	22.63
	NAIMAT WEST	3558.63	3100.86	3256.51	9916.00
	NANDO	0.00	0.00	0.00	0.00
	NURPUR DEEP	1.93	1.75	0.00	3.68
	NORTH AKRI	0.22	0.23	0.23	0.68
	PANIRO	2.23	2.94	2.72	7.89
	PIARO DEEP	6.91	6.48	5.85	19.24
	PIARO DEEP BASAL	16.44	19.52	18.08	54.04
	QASIM DEEP	37.53	42.55	24.45	104.53
	RAHIM NORTH	4.75	3.96	3.35	12.06
	RAHIM 1X	10.45	10.32	14.93	35.70
	RAHIM 2X	27.89	21.23	15.38	64.50
	RAJANI	5942.88	5496.82	5613.40	17053.10
	RAWAT	0.00	0.00	0.83	0.83
	RAWAT NORTH	0.00	0.00	1.72	1.72
	RAGNI DEEP	6.21	6.27	5.59	18.07
	SALEH	0.32	0.03	0.00	0.35
	SAKHI	0.00	0.00	3.82	3.82
	SAKHI DEEP	22.31	15.93	6.32	44.56
	SAKHI SOUTH DEEP	0.00	0.00	0.00	0.00
	SAMAN	0.00	0.00	0.00	0.00
	SALAMAT	767.85	693.37	695.99	2157.21
	SAHU	0.00	3.87	0.00	3.87
	SAJAN	82.70	88.60	46.52	217.82
	SIRAJ SOUTH	0.48	0.00	0.00	0.48
	SONRO	16.23	6.36	8.23	30.82
	SOUTH MAZARI	4.34	3.88	2.95	11.17
	SOUTH MAZARI DEEP	19.97	9.21	11.48	40.66
	SOHRAB DEEP	1089.05	962.33	753.78	2805.16
	SUMAR DEEP	95.62	80.79	135.38	311.79

Contd.

3.2 Production of Natural Gas

					Unit:(MCFT)
COMPANY	Field	Jul,17	Aug,17	Sep,17	Cummulative Total from July 2017
	SOUTH BUZDAR	0.00	0.00	0.00	0.00
	SOUTH BUZDAR DEEP	39.83	47.11	43.04	129.98
	SHEIKHANO	6.51	3.20	3.12	12.83
	SUTIARI DEEP	1691.48	1347.70	2254.79	5293.97
	SUHRAT	0.00	0.00	0.00	0.00
	TANDO GHULAM ALI	23.67	23.44	22.65	69.76
	TANGRI	2.69	2.65	2.64	7.98
	TANGRI DEEP	7.44	5.07	5.41	17.92
	TAJEDI	0.13	0.07	0.17	0.37
	THEBO	28.47	22.89	6.64	58.00
	THARO	109.04	104.17	84.88	298.09
	TURK	35.33	44.03	42.04	121.40
	TURK DEEP	75.65	80.74	75.46	231.85
	UMER	1.54	1.52	90.68	93.74
	USMAN	0.00	0.00	0.00	0.00
	ZAUR	9.06	9.49	7.66	26.21
	ZAUR WEST	0.00	0.00	0.00	0.00
	ZAUR DEEP	4.16	4.05	3.86	12.07
	SUB TOTAL	15478.38	13542.58	15074.14	44095.10
OGDCL	BOBI	172.77	173.60	168.00	514.37
	BALUCH	0.00	0.00	0.00	0.00
	CHAK 2	613.71	416.93	605.61	1636.25
	CHAK 7A	15.51	13.39	12.39	41.29
	CHAK 63	193.01	74.28	33.04	300.33
	CHAK 63 SOUTH EAST	68.35	57.99	85.69	212.03
	CHAK 66NE	0.00	0.00	0.00	0.00
	DACHRAPUR	107.08	153.14	271.30	531.52
	DARS	204.60	208.30	87.91	500.81
	DARS WEST	288.30	301.98	110.43	700.71
	DARS DEEP	324.50	357.03	269.35	950.88
	HAKEEM DAHO	179.77	125.84	228.70	534.31
	LALA JAMALI	169.18	126.78	222.89	518.85
	JAKHRO	41.08	32.16	49.90	123.14
	MARU-RETI	339.02	363.76	222.24	925.02
	NUR BAGHLA	80.30	77.30	73.80	231.40
	NOORAI JAGIR	0.42	0.00	0.00	0.42
	NIM	8.94	7.58	0.00	16.52
	PASAKHI	20.62	20.62	19.95	61.19
	PASAKI EAST	347.20	353.05	259.53	959.78
	PASAKI DEEP WEST	0.00	0.00	0.00	0.00
	QADIRPUR	10192.49	9948.85	9475.78	29617.12
	KUNNAR	342.84	337.09	322.84	1002.77
	KUNNAR PASAKHI DEEP	2949.56	2777.83	1828.74	7556.13
	KUNNAR WEST	340.27	295.70	278.35	914.32
	KUNNAR SOUTH	0.00	0.00	156.30	156.30
	SARI HUNDI	43.59	45.96	48.12	137.67
	SHAH	344.10	355.59	233.25	932.94
	TANDO ALLAH YAR	322.80	336.80	222.85	882.45
	THORA DEEP	5.74	462.69	212.42	680.85
	PAKHRO	451.00	13.84	1.59	466.43
	UNAR	256.60	266.58	249.50	772.68
	SUB TOTAL	18423.35	17704.66	15750.47	51878.48
PPL	ADAM	92.00	88.00	77.00	257.00
	ADAM WEST	491.00	495.00	482.00	1468.00
	CHACHAR	89.00	89.00	75.00	253.00
	KANDHKOT	7343.00	7281.00	5897.00	20521.00
	SHAHDAD	292.00	292.00	282.00	866.00
	SHARF	1509.00	1556.00	1520.00	4585.00
	MAZRANI	158.00	153.00	147.00	458.00
	SUB TOTAL	9974.00	9954.00	8480.00	28408.00
MPCL	KOONJ-1A	25.92	26.70	25.22	77.84

Contd.

3.2 Production of Natural Gas

					Unit:(MCFT)
COMPANY	Field	Jul,17	Aug,17	Sep,17	Cummulative Total from July 2017
	MARI	20804.39	21212.17	19464.52	61481.08
	SUJJAL	365.07	507.16	496.14	1368.37
	SUJAWAL	113.76	204.81	148.73	467.30
	SUB TOTAL	21309.14	21950.84	20134.61	63394.59
ENI (PAK)	BHIT	3650.51	4249.15	4271.07	12170.73
	BADHRA	2502.08	2419.96	2247.03	7169.07
	KADANWARI	1226.84	1132.61	992.71	3352.16
	SUB TOTAL	7379.43	7801.72	7510.81	22691.96
OMV	MIANO	2029.00	1924.50	1746.00	5699.50
	LATIF	1268.00	1221.07	1127.00	3616.07
	SAWAN	1784.00	1766.18	1571.00	5121.18
	TAJJAL	70.00	69.12	66.00	205.12
	SUB TOTAL	5151.00	4980.87	4510.00	14641.87
OMV MAURICE	SAQIB	0.00	0.00	0.00	0.00
	MEHAR	369.67	366.99	316.58	1053.24
	SUB TOTAL	369.67	366.99	316.58	1053.24
PEL	BADAR	563.73	561.36	540.45	1665.54
	BLOCK-22	340.49	332.25	320.35	993.09
	SUB TOTAL	904.22	893.61	860.80	2658.63
POGC	REHMAN	317.26	469.89	517.75	1304.90
	RIZQ	371.78	346.47	278.29	996.54
	SUB TOTAL	689.04	816.36	796.04	2301.44
	TOTAL	82213.45	80422.58	75717.45	238353.48
KHYBER .P.K					
OGDCL	CHANDA	87.14	80.89	82.09	250.12
	NASHPA	2976.26	2950.13	2842.00	8768.39
	MELA	215.54	209.42	200.29	625.25
	SUB TOTAL	3278.94	3240.44	3124.38	9643.76
MOL	MAKORI	15.24	21.07	18.89	55.20
	MAKORI EAST	2627.91	2627.82	2074.79	7330.52
	MAKORI DEEP	169.64	222.17	187.11	578.92
	MARDANKHEL	1204.33	1274.57	1064.89	3543.79
	MAMIKHEL	651.94	791.43	746.46	2189.83
	MANZALAI	894.01	1013.30	951.83	2859.14
	MARAMZAI	3690.89	3987.43	3788.60	11466.92
	SUB TOTAL	9253.96	9937.79	8832.57	28024.32
	TOTAL	12532.90	13178.23	11956.95	37668.08
BALUCHISTAN					
OGDCL	LOTI	838.36	837.02	825.13	2500.51
	PIRKOH	243.60	230.50	219.10	693.20
	UCH	12047.70	12308.74	10884.00	35240.44
	SUB TOTAL	13129.66	13376.26	11928.23	38434.15
MPCL	ZARGHUM SOUTH	478.75	474.78	480.06	1433.59
	SUB TOTAL	478.75	474.78	480.06	1433.59
PPL	SUI	13107.00	13027.00	12563.00	38697.00
	SUB TOTAL	13107.00	13027.00	12563.00	38697.00
	TOTAL	26715.41	26878.04	24971.29	78564.74
	GRAND TOTAL	126216	125233	116541	367990

3.3 Company wise Production of Crude Oil and Natural Gas for the Month of September, 2017

Name of Company	Crude Oil (US Barrels)	Number of Oil Fields	% Share in Total Production	Natural Gas (MCFt)	Number of Gas Fields	% Share in Total Production
OGDCL	1277496	45	51.14	31588.9	45	27.11
PPL	220304	8	8.82	23200	9	19.91
MPCL	73441	8	2.94	20861.55	8	17.90
OPPL	10943	1	0.44	2284.00	1	1.96
UEPL	209963	57	8.40	15074.14	73	12.93
Eni(Pak)	10093	3	0.40	7510.81	3	6.44
OMV	1924	2	0.08	4510.00	4	3.87
OMV Maurice	16226	1	0.65	316.58	1	0.27
OPL	10655	3	0.43	176.06	3	0.15
POL	41978	9	1.68	254.74	6	0.22
Dewan	1798	1	0.07	275.18	1	0.24
MOL	623452	7	24.96	8832.57	7	7.58
PEL	-	-	-	860.8	2	0.74
POGC	-	-	-	796.04	2	0.68
Total	2498273	145	100	116541.37	165	100

3.4 Province wise Production of Crude Oil and Natural Gas for the Month of September, 2017

Province	Crude Oil (US Barrels)	Number of Oil Fields	% Share in Total Production	Natural Gas (MCFt)	Number of Gas Fields	% Share in Total Production
Punjab	420397	29	16.8	3895.7	26	3.3
Sindh	708829	103	28.4	75717.5	124	65.0
KPK	1366879	10	54.7	11957.0	10	10.3
Balochistan	2168	3	0.1	24971.3	5	21.4
Total	2498273	145	100.0	116541.37	165	100.0

Source: Directorate General of Petroleum concession
M/O Petroleum & Natural Resources Islamabad.

3.5 Production of Crude Oil, Natural Gas and Electricity

Year / Month	Crude Oil (000 Barrels)	Natural Gas (MCFT)	Total (Elec. Gen. in (GWH)	Nuclear	Hydel	Thermal	Alternate Energy
2012-13	27841	1505839	98535	4553	30243	63739	----
2013-14	31585	1493686	105248	4902	31698	68648	----
2014-15	34490	1465758	108482	5804	32286	69886	506
2015-16	31652	1481551	115073	4602	33912	75009	1549
2016-17	32269	1471854	115816*	6658	31573	76022	1563*
2016 Sep	2373	121249	11532	4236	6664*	143*	489
Oct	2705	121872	9816	2722	6470*	104*	520
Nov	2683	122152	8229	2801	4926*	96*	406
Dec	3007	127045	8126	1621	5891*	93*	521
2017 Jan	3005	126529	7196	508	5924*	97*	667
Feb	2629	115553	7444	1463	5226*	99*	656
Mar	2818	126047	8440	1262	6347*	102*	729
Apr	2766	116561	9757	1979	7117*	143*	518
May	2567	123389	12174	3290	8140*	186*	558
Jun	2743	121836	11818	3483	7588*	194*	553
Jul	2807	126216	12361*	524	3853	7810	173*
Aug	2755	125233	12099*	515*	4188	7228	169*
Sep	2498	116541	11991*	489*	4127	7241	134*

* = Provisional

Source i) Directorate General of Petroleum concession
M/O Petroleum & Natural Resources Islamabad
ii) Electricity Generating Establishments

3.6 Mineral Production

(Thousand Tonnes)

Year / Month	Arg Clay	Coal	Gypsum	Lime Stone	Marble	Rock Salt	Silica Sand	
2012-13	4513	2813	1250	38932	2360	2160	356	
2013-14	4935	3340	1326	38787	2920	2220	298	
2014-15	5097	3408	1417	40470	2816	2136	268	
2015-16	5327	3749	1872	48297	4749	3553	396	
2016-17	5954	3954	2080	52144	4904	3534	337	
2016	Sep	487	277	203	2980	287	289	35
	Oct	499	381	192	4135	491	257	34
	Nov	456	442	152	5170	332	270	26
	Dec	580	285	190	4588	371	306	25
2017	Jan	531	348	161	4066	329	307	31
	Feb	541	348	174	4023	496	308	29
	Mar	495	344	148	4041	529	320	22
	Apr	465	428	156	5143	485	248	22
	May	525	356	153	5645	550	333	22
	Jun	443	271	198	4787	317	282	26
	Jul	410	208*	159*	4479*	208*	315*	26*
	Aug	552	278*	194*	3692*	359*	305*	32*
	Sep	481	243*	177*	4122*	284*	310*	28*

* = Provisional

Contd.

3.6 Mineral Production

(Tonnes)

Year / Month	Barytes	Bauxite	Bentonite	Calcite	Chalk	China Clay	Copper Ore	Copper Blister	Chromite	Dolomite	Emerald (Unit: Gram)	Feldspar	Fire Clay	
2012-13	118471	25288	26077	550	810	22917	---	12285	136443	335819	695	38218	454645	
2013-14	133658	31156	40374	562	1005	16191	2919	8930	85585	720633	923	92672	465251	
2014-15	118773	24689	23283	1694	515	18956	173	6718	101762	222378	3152	38568	404945	
2015-16	157858	57024	41506	1610	231	21683	0	2389	69333	716611	3105	316289	550977	
2016-17	91711	75375	41635	4448	0	28670	1065	20	105238	301124	2293	273468	584478	
2016	Sep	2178	3893	2340	84	N.R	2574	---	---	6983	60215	118	19079	32432
	Oct	3437	10691	3030	224	N.R	2125	---	---	14259	13010	168	21597	45194
	Nov	62	9895	4017	416	N.R	2824	114	---	11112	17215	154	19100	42971
	Dec	1211	11152	3275	592	N.R	2971	50	---	12613	14719	282	32974	60914
2017	Jan*	22215	5950	4387	612	N.R	2796	90	---	7337	12865	198	21847	45151
	Feb*	19868	4593	5316	846	N.R	1692	364	---	7535	19853	127	26761	58194
	Mar	3205	1484	5392	270	N.R	2396	235	20	11794	23448	283	30928	57166
	Apr	7251	3971	4588	162	N.R	2033	61	0	9375	39421	300	22874	54670
	May	11052	3120	3794	540	N.R	2095	151	0	5597	15604	337	25210	61535
	Jun	8647	5414	1785	450	N.R	1361	0	0	2793	17827	192	32956	53759
	Jul	9166*	625*	270*	84*	0	735*	0	0	4061*	40006*	264*	10250*	40159*
	Aug	6292*	4267*	510*	168*	0	1661*	0	0	12616*	32075*	134*	9892*	33316*
	Sep	7729*	2446*	390*	126*	0	1312*	0	0	8339*	36041*	199*	10071*	36738*

* = Provisional

---- Data not supplied by the respective Mines

Contd.

3.6 Mineral Production

(Tonnes)

Year	Month	Flourite	Fullers Earth	Iron ore	Laterite	Magnesite	Magnese	Ocher	Ord Sand/Bajri Sand	Ordinary Stone	Quartz crystal, (Quartz +Quartzite)	Soap Stone	Sulphur
2012-13		13344	4259	408604	328067	6705	290	37769	2141	4890	67107	93214	20610
2013-14		7500	6397	197074	448898	3770	5712	32634	3500	2895	92267	89022	35672
2014-15		5962	8005	328915	427129	4581	4890	33909	2490	2155	38117	116223	19730
2015-16		9494	13740	432156	715668	35228	70	68352	16068	630	90588	115648	14869
2016-17		2263	18185	501664	643405	19656	1220	86080	51946	32572	98909	152279	23740
2016	Sep	82	2804	39340	56509	1187	0	4255	9405**	0	5623	3454	393
	Oct	22	3382	51336	29391	2421	0	12066	9405**	0	9729	5651	2341
	Nov	0	3406	42263	60477	1504	0	7493	4650**	0	9264	14730	2252
	Dec	340	581	36683	50892	1444	928	7383	4650**	5792	8985	16294	2457
2017	Jan*	100	707	50317	25224	1603	0	6042	100**	5780	8662	12851	2338
	Feb*	240	362	45627	58629	1524	82	4219	100**	10960	9717	20631	2083
	Mar	420	281	59075	60069	1344	51	7499	2900**	10040	11037	16199	2063
	Apr	117	666	46958	82917	2229	0	5902	2900**	0	7605	14208	2103
	May	125	1399	36932	59812	1468	0	5300	---	0	9153	13684	2183
	Jun	198	209	31955	47982	1732	0	5831	---	0	3575	15062	2103
	Jul	388*	2068*	22127*	69649*	796*	66*	2500*	3830	0	5543*	7710*	1778
	Aug	231*	2331*	35207*	43259*	1600*	93*	9085*	2680	0	3579*	11805*	2213
	Sep	310*	2080*	28667*	59654*	1198*	80*	5793*	0	0	4591*	9758*	8930

* = Provisional

**= Average Monthly Data supplied by the source agency.

Source: Provincial Directorates of Mines & Minerals Punjab, Sindh, KPK, Balochistan & FATA.

4. HEALTH

4.1(a) Monthly Immunization Coverage
Number of doses administered (0-11 months)children during 2017

Month(s)	BCG	OPV-0	OPV-1	OPV-2	OPV-3	IPV
Jan	549150	454966	508222	471953	455859	398382
Feb	513662	447260	513902	479653	433714	386151
Mar	508286	430064	512079	490546	464080	417607
Apr	478434	407154	473759	466315	461962	399586
May	489528	409984	477655	465372	471084	422353
Jun	458690	405270	421532	405241	411213	354341
Jul	592641	488145	523258	464859	471117	403610
Aug	567320	461427	513102	471736	452017	416464
Sep	546840	477633	491319	449257	434865	394054
Oct	574071	486416	539693	487827	467404	431488
Nov						
Dec						
Total	5278622	4468319	4974521	4652759	4523315	4024036

Contd.

**4.1(a) Monthly Immunization Coverage
Number of doses administered (0-11 months)children during 2017**

Month(s)	Pentava- lent-1	Pentava- lent-2	Pentava- lent-3	Pneumo-1	Pneumo-2	Pneumo-3	Measles-1
Jan	514116	475269	458325	513820	475313	458280	432329
Feb	513562	479421	462110	513618	479036	462110	442972
Mar	517284	497530	464068	516888	490041	463391	464675
Apr	473076	464885	461253	472343	464476	460339	469770
May	476749	464093	470445	476599	464469	470227	489752
Jun	420528	405044	410922	420455	404559	410562	470244
Jul	523335	464687	471723	522272	464556	470706	522667
Aug	513111	471714	451500	513771	471766	451911	490847
Sep	490491	448638	424307	489983	448578	434507	439272
Oct	540658	487576	467270	539879	487337	467011	487255
Nov							
Dec							
Total	4982910	4658857	4541923	4979628	4650131	4549044	4709783

Source : National Institute of Health, Islamabad.

4.1(b) Monthly Immunization Coverage
Number of doses administered (12-23 Months) children during 2017

Month	BCG	OPV-1	OPV-2	OPV-3	Pentava- lent-1	Pentava- lent-2	Pentava- lent-3	Pneumo-1	Pneumo-2	Pneumo- 3	Measles-2
Jan	0	622	439	423	622	439	423	0	0	0	348044
Feb	0	1251	1023	945	1251	1023	745	0	0	0	379217
Mar	0	784	639	625	784	639	625	0	0	0	405489
Apr	0	955	632	664	955	632	664	0	0	0	418808
May	0	1098	1002	951	1098	1002	951	0	0	0	417277
Jun	0	649	522	614	649	522	614	0	0	0	369785
Jul	0	774	665	612	774	665	612	1098	1002	951	415702
Aug	0	828	704	667	752	673	662	752	715	677	403281
Sep	0	0	0	0	0	0	0	0	0	0	363883
Oct	98	1031	904	810	1031	904	810	0	0	0	406600
Nov											
Dec											
Total	98	7992	6530	6311	7916	6499	6106	1850	1717	1628	3928086

BCG = Bacillus of Chalmette and Guerin
 OPV = Oral Polio Vaccine

Source : National Institute of Health, Islamabad.

**4.1(c) Monthly Immunization Coverage
Number of TT doses administered to women during 2017**

MONTH	Pregnant Women					Childbearing age women				
	TT1	TT2	TT3	TT4	TT5	TT1	TT2	TT3	TT4	TT5
Jan	353096	306015	16121	4177	2264	15002	9673	7458	2386	1374
Feb	374085	312302	15758	3965	2264	16249	11003	8026	2531	1428
Mar	404495	336833	17229	4672	2567	19971	12155	9936	2728	1518
Apr	395576	333058	16375	4142	2228	14668	10083	8648	2460	1301
May	411568	339787	16478	4769	2464	16972	11855	9083	2772	1435
Jun	355095	313557	14206	3511	1920	13926	10202	8262	2034	1103
Jul	454908	352194	18236	4502	2311	21770	9944	10611	2846	1329
Aug	428561	367115	16308	4957	2485	20089	13102	8782	2558	1258
Sep	384304	343300	14646	3936	2004	13441	10075	8619	2636	1269
Oct	393379	337705	15607	4415	2402	14943	8762	8773	2534	1163
Nov										
Dec										
Total	3955067	3341866	160964	43046	22909	167031	106854	88198	25485	13178

TT = Tetanus Toxioid

Source : National Institute of Health, Islamabad.

4.2 Monthly Report on HIV Treatment Centres June, 2017

S. No	Centre Name	Male		Female		Children		Transgender		Total	Total on ART
		Total	On ART	Total	On ART	Total	On ART	Total	On ART		
Federal											
1	PIMS, Islamabad	2291	1096	407	271	52	40	15	28	2765	1435
Punjab											
2	CMH, Rawalpindi	61	61	0	0	0	0	0	0	61	61
3	Mayo Hospital, Lahore	1137	757	109	83	6	1	38	16	1290	857
4	Services Hospital, Lahore	374	266	146	116	0	0	1	1	521	383
5	Peaditric Unit, Services Hospital, Lahore	0	0	0	0	294	197	0	0	294	197
6	Shaukat Khanum Hospital, Lahore	297	268	193	164	16	5	0	0	506	437
7	Jinnah Hospital, Lahore	1302	790	279	176	0	0	56	31	1637	997
8	DHQ Hospital, Sargodha	623	242	76	38	17	8	0	0	716	288
9	DHQ Hospital, D.G Khan	1939	1589	409	319	66	66	5	3	2419	1977
10	Allied Hospital, Faisalabad	1371	1171	132	122	0	0	4	4	1507	1297
11	Aziz Bhatti Hospital, Gujrat	891	610	360	278	0	0	0	0	1251	888
12	Civil Hospital, Multan	146	146	24	24	0	0	1	1	171	171
13	B B Shaheed Hospital, Rawalpindi	73	23	3	3	0	0	0	0	76	26
14	DHQ Hospital, Sheikupura	19	19	3	3	0	0	0	0	22	22
15	Sheikh Zayed Hospital, R Y Khan	110	101	19	18	3	4	0	0	132	123
Sindh											
16	Civil Hospital, Karachi	4451	2222	381	292	27	0	79	41	4938	2555
17	Peaditric Unit, Civil Hospital, Karachi	0	0	0	0	154	95	0	0	154	95
18	Indus Hospital, Karachi	625	370	118	79	0	0	12	8	755	457
19	Aga Khan Hospital, Karachi	0	0	0	0	53	42	0	0	53	42
20	Chanka Medical College Hospital, Larkana	1339	1079	309	281	16	6	30	23	1694	1389
Khyber Pakhtunkhwa											
21	Hayatabad Medical Complex, Peshawar	2053	1598	642	520	115	70	21	21	2831	2209
22	KDA Hospital, Kohat	246	223	108	105	19	16	0	0	373	344
Balochistan											
23	Bolan Medical Complex, Quetta	406	272	94	76	16	11	6	3	522	362
24	ART Center, Turbat	226	144	27	21	9	5	0	0	262	170
Total		19980	13047	3839	2989	863	566	268	180	24950	16782

Source:- National Aids Control Programme, NIH, Islamabad.

4.3(a) Register Veterinary Medical Practitioner With PVMC- 2017

RVMP Registration for the year of 2017	Male	Female	D.V.M	M.Sc	M.Phil	Ph.D	Total
Jan	161	20	181	Nil	Nil	Nil	181
Feb	37	1	38	Nil	Nil	Nil	38
Mar	27	0	27	Nil	Nil	Nil	27
Apr	29	2	31	Nil	Nil	Nil	31
May	8	Nil	8	Nil	Nil	Nil	8
Jun	72	6	78	Nil	Nil	Nil	78
Jul	75	11	86	Nil	Nil	Nil	86
Aug	158	31	189	Nil	Nil	Nil	189
Sep	37	3	40	Nil	Nil	Nil	40
Oct	114	16	130	Nil	Nil	Nil	130
Nov							
Dec							
Total	718	90	808	Nil	Nil	Nil	808

Total RVMP Registered since 1st January 2017 to 31st October 2017=808
 Total RVMP Registered since 30th May 2000 to 31st October 2017= 12074

Source:- Pakistan Veterinary Medical Council, Islamabad.

4.3(b) Registered Animal Husbandry Graduate With PVMC- 2017

RVMP Registration for the year of 2016	Male	Female	B.Sc. (Hons) A.H	M.Sc.	Ph.D	Total
Jan	Nil	Nil	Nil	Nil	Nil	Nil
Feb	Nil	Nil	Nil	Nil	Nil	Nil
Mar	Nil	Nil	Nil	Nil	Nil	Nil
Apr	3	Nil	1	2	Nil	3
May	Nil	Nil	Nil	Nil	Nil	Nil
Jun	Nil	Nil	Nil	Nil	Nil	Nil
Jul	3	Nil	1	1	1	3
Aug	Nil	Nil	Nil	Nil	Nil	Nil
Sep	1	Nil	1	Nil	Nil	1
Oct	1	Nil	1	Nil	Nil	1
Nov						
Dec						
Total	8	Nil	4	3	1	8

4.4 Tuberculosis Report (FTI) (Jul-Sep., 2017)

Provinces/Regions	TB Cases B+ N+R)	CDR B+	TB All Types			CDR Total	% Treatment Success Rate* (TSR)
			Male	Female	Total		
Punjab	22018	61	29707	27584	57291	84	NA
Sindh	8582	53	10828	9406	20234	66	NA
K.P.K	3477	37	5836	5736	11572	66	NA
Balochistan	1131	31	1230	1529	2759	40	NA
F.A.T.A	367	23	634	620	1254	41	NA
Gilgit Baltistan	65	14	369	392	761	86	NA
AJK	567	29	742	757	1499	41	NA
ICT	148	35	274	274	548	69	NA
Pakistan	36355	52	49620	46298	95918	73	NA

CDR : Case Deduction Rate

B+ Bacteriologically positive N+ New Case

R: Replapse Cases * Available One Year Lag

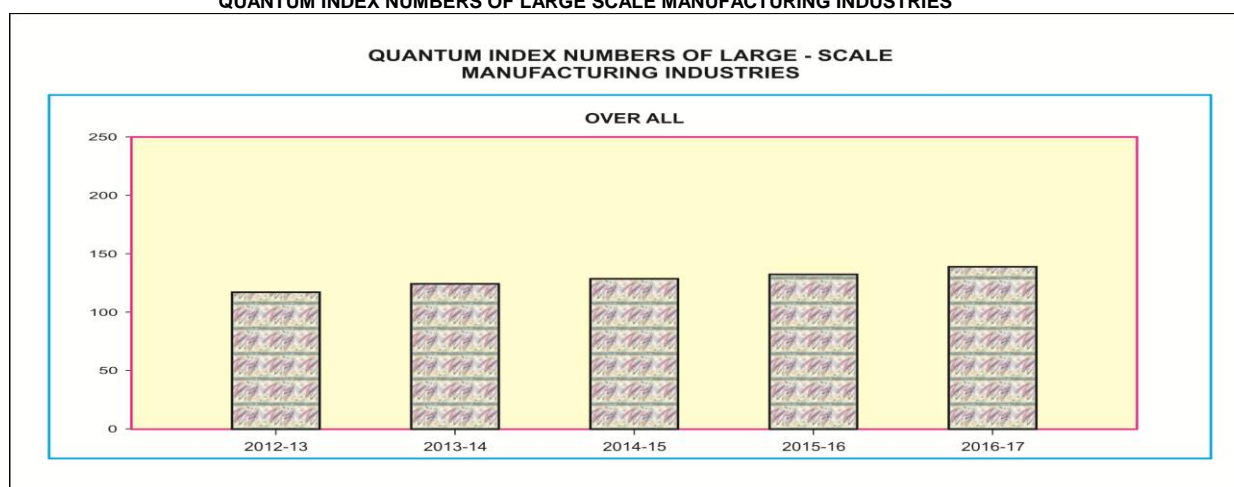
Source: National TB Control Programme NIH, Islamabad.

5. MANUFACTURING

5.1 Quantum Index Numbers of Large-Scale Manufacturing Industries

Year/month	Manufacturing (Over all)	Selected Items						
		Vegetable Ghee	Tea Blended	Cigarettes	Cotton Yarn	Cotton Cloth	Jute Goods	Paper & Board
(2005-06=100)								
2012-13	117.35	98.88	141.83	105.05	120.16	113.86	98.39	135.35
2013-14	123.68	102.92	160.00	100.54	130.52	114.64	97.34	150.82
2014-15	127.87	102.88	184.39	97.71	131.94	114.73	90.32	150.24
2015-16	132.00	107.97	216.69	83.45	133.73	114.98	52.99	150.24
2016-17	139.39	113.88	236.05	53.54	134.62	115.44	57.31	144.07
2016 Oct	127.45	106.97	233.83	74.30	134.58	115.58	46.39	139.34
Nov	132.69	117.36	246.02	75.42	134.36	115.25	49.79	135.71
Dec	150.16	118.00	252.74	29.37	134.98	115.44	56.87	147.24
2017 Jan	155.12	117.06	208.34	41.89	135.20	115.84	72.94	151.62
Feb	158.32	111.90	252.83	53.55	135.29	115.91	73.73	148.29
Mar	173.95	114.35	258.74	46.64	135.46	116.17	81.36	155.80
Apr	143.60	109.67	223.91	66.78	134.29	114.60	75.09	149.81
May	135.41	116.85	247.08	36.30	134.52	115.11	73.25	150.99
Jun	127.45	139.97	222.84	77.74	134.31	114.28	59.47	147.92
Jul	134.32	117.33	221.85	101.93	134.13	115.59	67.30	143.79
Aug	139.78	117.94	230.91	95.42	134.27	115.26	69.20	143.55
Sep	131.18	110.83	193.72	72.54	134.38	115.80	59.24	146.65
Oct	138.52	108.01	160.62	97.76	134.60	115.64	68.64	144.06

QUANTUM INDEX NUMBERS OF LARGE SCALE MANUFACTURING INDUSTRIES



Source:- (i) Provincial Bureaux of Statistics
(ii) Ministry of Industries

Contd.

5.1 Quantum Index Numbers of Large-Scale Manufacturing Industries

Year/month	Selected Items					
	Cement	Auto Mobile	Fertilizers			
			Nit Fertilizer	Phos Fertilizer	Total	
(2005-2006=100)						
2012-13	167.29	93.54	88.40	133.94	92.49	
2013-14	169.24	91.15	104.81	137.52	107.75	
2014-15	173.37	112.59	108.90	150.60	112.66	
2015-16	190.86	130.74	125.14	160.00	128.28	
2016-17	199.42	145.41	127.03	164.74	130.42	
2016	Oct	224.18	149.51	131.50	170.76	135.03
	Nov	224.18	149.51	131.5	170.76	135.03
	Dec	211.12	142.26	124.47	167.11	128.31
2017	Jan	190.76	157.21	102.75	74.43	100.2
	Feb	198.77	152.17	109.24	159.43	113.76
	Mar	226.31	162.99	139.80	184.03	143.78
	Apr	215.84	155.27	113.68	158.17	117.69
	May	210.34	166.57	142.49	185.06	146.32
	Jun	171.36	120.31	128.96	175.21	133.13
	Jul	198.25	167.23	128.79	169.73	132.48
	Aug	221.40	178.21	134.02	184.51	138.56
	Sep	183.58	165.72	111.43	169.52	116.66
	Oct	238.59	180.45	99.14	168.17	105.35

Source: (i) Provincial Bureau of Statistics
(ii) M/o. Industries & Production

5.2 Production of Manufacturing Items

Year / Month	Vegetable Ghee (i)		Sugar (i)		Tea Blended (ii)		
	No. of reporting factories	Production (Tonnes)	No. of reporting factories	Production (Tonnes)	No. of reporting factories	Production (Tonnes)	
2012-13	87	1138754	78	5073501	5	90201	
2013-14	87	1185215	78	5582353	5	101758	
2014-15	87	1184760	84	5149776	5	117270	
2015-16	87	1244720	78	5114899	5	137818	
2016-17	94	1310885	84	7048558	10	149091	
2016	Oct	94	102658	84	0	10	12393
	Nov	94	112625	84	210278	10	13039
	Dec	94	113245	84	1199279	10	13395
2017	Jan	94	112346	84	1483452	10	11042
	Feb	94	107388	84	1507008	10	13400
	Mar	94	109737	84	2001381	10	13713
	Apr	94	105245	84	568227	10	11867
	May	94	112136	84	74685	10	13095
	Jun	94	134332	84	4248	10	11811
	Jul	94	112605	84	0	10	11758
	Aug	94	113187	84	0	10	12238
	Sep	94	106365	84	0	10	10267
	Oct	94	103654	84	0	10	8513

Contd.

5.2 Production of Manufacturing Items

Year/month	Beverages (i)		Cigarettes (ii)		
	No. of reporting factories	Production (000 litres)	No. of reporting factories	Production (Million Nos.)	
2012-13	53	2078683	14	67377	
2013-14	53	2551646	14	64482	
2014-15	48	2955748	7	62667	
2015-16	48	3097646	7	53522	
2016-17	48	3471648	7	34342	
2016	Oct	48	303457	7	3971
	Nov	48	200681	7	4031
	Dec	48	156589	7	1570
2017	Jan	48	235389	7	2239
	Feb	48	259098	7	2862
	Mar	48	269366	7	2493
	Apr	48	302888	7	3569
	May	48	330541	7	1940
	Jun	48	328751	7	4155
	Jul	48	373998	7	5448
	Aug	48	396387	7	5100
	Sep	48	341899	7	3877
	Oct	48	544523	7	5225

* In the new base 2005-06 Beverages has been replaced by soft drinks, juices, syrups and squashes and liquors.

Source: (i) Provincial Bureaus of Statistics
(ii) M/o. Industries & Production

Contd.

5.2 Production of Manufacturing Items

Year/Month	No. of reporting factories	Cotton Textiles (Mills sector)												
		Capacity installed			Capacity worked			Spindle hours worked (Mn. No.)	Looms hours worked (Mn.No.)	Rotors hours worked (Mn.No.)	Consumption of Raw Cotton (Tonnes)	Total Yarn Production (Tonnes)	Surplus Yarn (Tonnes)	Total Production of Cloth(000) (Sq.m)
		No. of Spindles (000)	No. of Looms (000)	No. of Rotors (000)	No. of Spindles (000)	No. of Looms (000)	No. of Rotors (000)							
2012-13	447	11945958	7723	213892	10871886	4899	150034	6425.1	1.95	41.29	-	3059976	2960.87	1029090
2013-14	411	13184340	7934	185387	10998890	5890	125420	6601.98	1.96	41.29	-	3323655	3222.13	1036100
2014-15	411	13184340	7934	185387	11057945	5234	113323	6559.47	2.00	41.03	-	3359978	3358.35	1036950
2015-16	408	13409420	8188	187259	11263025	5488	115041	78548.5	27.99	567.57	-	3415339	3301.64	1039183
2016-17	408	13409420	9084	198801	11288105	6384	126583	77478.7	30.09	602.84	-	3428048	3315.25	1043340
2016 Oct	408	13409420	8467	193028	11263025	5761	120810	6545.71	2.48	50.32	-	285600	276.18	87050
Nov	408	13409420	8535	194951	11263025	5830	122733	6334.56	2.43	49.47	-	285125	275.73	86800
Dec	408	13409420	8601	196874	11263025	5899	124656	6545.71	2.54	51.92	-	286450	277.05	86950
2017 Jan	408	13409420	8665	198801	11288105	5968	126583	6631.34	2.57	52.72	-	286900	277.5	87250
Feb	408	13409420	8728	198801	11288105	6037	126583	5989.59	2.34	47.62	-	287100	277.7	87300
Mar	408	13409420	8800	198801	11288105	6106	126583	6596.06	2.63	52.72	-	287450	278.05	87500
Apr	408	13409420	8872	198801	11288105	6175	126583	6417.42	2.57	51.02	-	284975	275.58	86315
May	408	13409420	8944	198801	11288105	6244	126583	6638.39	2.69	52.72	-	285460	276.06	86700
Jun	408	13409420	9014	198801	11288105	6384	126583	6424.25	2.66	51.02	-	285025	275.63	86075
Jul	-	-	-	-	-	-	-	-	-	-	-	284640	-	87060
Aug	-	-	-	-	-	-	-	-	-	-	-	284935	-	87085
Sep	-	-	-	-	-	-	-	-	-	-	-	285175	-	87215
Oct	-	-	-	-	-	-	-	-	-	-	-	285630	-	87100

5.2 Production of Manufacturing Items

Year / Month	Cotton Cloth (Mills Sector) (Thousand square metres)															Grand Total
	Fine					Medium					Coarse					
	Grey	Bleached	Dyed & Printed	Blended	Total	Grey	Bleached	Dyed & Printed	Blended	Total	Grey	Bleached	Dyed & Printed	Blended	Total	
2012-13	330442	41820	85695	40890	498847	119658	53870	173116	4551	351195	115010	34699	23524	5815	179048	1029090
2013-14	331866	42582	88206	41322	503976	122718	55810	172038	6834	357400	116574	30150	18442	9558	174724	1036100
2014-15	331986	42702	88326	41442	504456	122838	55834	172146	7266	358084	116706	29154	18058	10492	174410	1036950
2015-16	332500	43042	88491	41699	505732	123095	55999	172216	7353	358663	116821	29281	18167	10537	174806	1039201
2016-17	336803	42804	89274	41990	510871	123823	55673	173343	6711	359550	117627	28629	17438	9175	172869	1043290
2016 Oct	27986	3590	7422	3478	42476	10289	4650	14498	598	30035	9776	2403	1491	819	14489	87000
Nov	28003	3573	7405	3461	42442	10272	4628	14475	581	29956	9759	2381	1470	792	14402	86800
Dec	28020	3552	7422	3444	42438	10289	4606	14452	598	29945	9876	2403	1449	839	14567	86950
2017 Jan	28074	3579	7439	3501	42593	10346	4628	14475	581	30030	9900	2445	1470	812	14627	87250
Feb	28160	3626	7456	3518	42760	10363	4650	14446	564	30023	9870	2413	1449	785	14517	87300
Mar	28247	3643	7473	3545	42908	10380	4672	14469	581	30102	9887	2435	1470	698	14490	87500
Apr	28130	3576	7406	3467	42579	10263	4550	14346	464	29623	9770	2313	1389	641	14113	86315
May	28247	3459	7523	3584	42813	10380	4672	14369	447	29868	9746	2291	1368	614	14019	86700
Jun	28130	3402	7466	3526	42524	10343	4620	14316	430	29707	9709	2239	1327	567	13842	86075
Jul	-	-	-	-	-	-	-	-	-	-	-	-	-	-	-	-
Aug	-	-	-	-	-	-	-	-	-	-	-	-	-	-	-	-
Sep	-	-	-	-	-	-	-	-	-	-	-	-	-	-	-	-
Oct	-	-	-	-	-	-	-	-	-	-	-	-	-	-	-	-

Source: Textile Commissioner's Organization, Karachi.

Contd.

5.2 Production of Manufacturing Items

Year / month	No. of reporting factories	Jute Textiles									Raw Jute consumed (Bales)
		Capacity installed		Capacity worked		Production (Tonnes)					
		No. of Spindles	No. of Looms	No. of Spindles	No. of Looms	Total	Hessian	Sacking	Others		
2012-13	10	36172	1851	25085	972	94087	15960	67138	10989	44661	
2013-14	10	36392	1755	23759	974	102820	12748	77188	12884	57118	
2014-15	10	24544	1092	20607	847	94392	13126	64840	16426	40107	
2015-16	10	24272	1134	8186	569	55377	13473	30027	11877	33205	
2016-17	10	-	-	-	-	59890	9466	36785	13639	261078	
2016	Oct	10	-	-	-	4040	939	1596	1505	27330	
	Nov	10	-	-	-	4336	896	1957	1483	32102	
	Dec	10	-	-	-	4953	873	2624	1456	43844	
2017	Jan	10	-	-	-	6352	822	3973	1557	59542	
	Feb	10	-	-	-	6421	731	4419	1271	-	
	Mar	10	-	-	-	7085	683	5262	1140	-	
	Apr	10	-	-	-	6539	584	4936	1019	-	
	May	10	-	-	-	6379	738	4688	953	-	
	Jun	10	-	-	-	5179	767	3459	953	-	
	Jul	10	-	-	-	5861	889	3707	1265	-	
	Aug	10	-	-	-	6026	979	3790	1257	-	
	Sep	10	-	-	-	5159	833	3008	1318	-	
	Oct	10	-	-	-	5978	1011	3442	1525	-	

5.2 Production of Manufacturing Items

Year/month	Paper		Paper Board		
	No. of reporting factories	Production (Tonnes)	No. of reporting factories	Production (Tonnes)	
2012-13	19	232361	12	381938	
2013-14	19	218655	12	465845	
2014-15	36	203994	21	415657	
2015-16	36	233146	21	376913	
2016-17	36	246915	21	406930	
2016	Oct	36	18256	21	34444
	Nov	36	20176	21	31151
	Dec	36	20619	21	35066
2017	Jan	36	21822	21	35520
	Feb	36	22888	21	33194
	Mar	36	23093	21	35832
	Apr	36	20981	21	35679
	May	36	22662	21	34443
	Jun	36	22563	21	34467
	Jul	36	18731	21	37212
	Aug	36	17778	21	36602
	Sep	36	19945	21	34347
	Oct	36	21022	21	34361

5.2 Production of Manufacturing Items

Year / month	Chemicals (Tonnes)					
	No. of reporting factories	Soda Ash (i)	Caustic Soda (i)	Sulphuric Acid (ii)	Chlorine Gas (ii)	
2012-13	2	366238	182869	89431	15495	
2013-14	2	409148	167465	85348	14960	
2014-15	2	437106	183952	70229	17355	
2015-16	2	468507	225250	75139	16397	
2016-17	2	479718	223893	55979	16316	
2016	Oct	2	41134	18913	3927	1481
	Nov	2	41134	18913	3927	1481
	Dec	2	42247	16922	4859	1466
2017	Jan	2	42506	17760	3469	1500
	Feb	2	33550	19095	3728	1401
	Mar	2	38720	20764	5581	1399
	Apr	2	39552	20780	4152	1177
	May	2	41880	21052	4487	1124
	Jun	2	40067	21012	4073	1103
	Jul	2	39999	20459	4041	1172
	Aug	2	39998	19079	4048	1347
	Sep	2	35794	17392	3966	1364
	Oct	2	41682	19318	4132	1387

Source:- (i) Provincial Bureaus of Statistics
(ii) M/o. Industries & Production.

Contd.

5.2 Production of Manufacturing Items

Year/ month	Chemical Fertilizers (Tonnes) (i)						Paints & Varnishes Solid(ii)		Paints & Varnishes Liquid (ii)	
	No. of reporting factories	Urea	Super Phosphate	Ammonium Nitrate	Nitro Phosphate	DI.Amm. Phosphate	No. of reporting factories	Production (Tonnes)	No. of reporting factories	Production (000 Ltrs.)
2012-13	11	4215088	79304	401270	291922	729917	22	28048	20	40528
2013-14	11	4930283	87754	519104	447168	693142	22	37236	20	43077
2014-15	11	5073083	63583	569182	501901	754853	22	48631	20	54028
2015-16	11	5846881	89461	647351	594633	787578	22	53651	20	56563
2016-17	14	5846881	81649	664656	594633	802835	22	49173	20	49282
2016 Oct	14	496943	13348	61849	62133	72207	22	3784	20	4194
Nov	14	512966	11533	52383	51736	68123	22	4176	20	4262
Dec	14	486157	5270	55803	45172	72241	22	3655	20	3850
2017 Jan	14	403998	4744	41216	34314	24069	22	3629	20	4031
Feb	14	415413	4994	57681	50457	65694	22	3872	20	4151
Mar	14	534016	8249	72938	63041	73808	22	4284	20	4057
Apr	14	459052	4923	31508	28616	72023	22	4449	20	3809
May	14	548234	3147	63998	66965	73938	22	4409	20	4142
Jun	14	497243	2857	57562	60428	71847	22	4235	20	3725
Jul	14	501141	5775	53879	52152	69852	22	4254	20	3567
Aug	14	515008	6990	60500	65500	73859	22	4699	20	3867
Sep	14	433020	6909	45718	46164	71714	22	4071	20	3486
Oct	14	388379	7496	38533	34442	74481	22	3874	20	3610

Source: (i) Provincial Bureau of Statistics.
(ii) M/o. Industries & Production.

Contd.

5.2 Production of Manufacturing Items

Year/Month	No. of Reporting Refineries	Petroleum Products (000 Ltrs.)											Total Petroleum Products
		Jet Fuel	Kerosene	Motor Spirit	High Speed Diesel	Diesel Oil N.O.S.	Furnace Oil	Lubricating Oil	Jute Batching Oil	Solvent-Neptha	L.P.G.	Petroleum Products N.O.S.	
2012-13	4	936028	179871	2056737	4583975	40041	2777820	224823	3489	898671	420457	272492	12394404
2013-14	4	995514	175699	2171499	5088237	60893	3041178	224608	2789	1008195	380597	279584	13428792
2014-15	4	1032079	218450	2195500	5327291	56827	3121192	209475	2666	1382571	382403	296135	1422589
2015-16	4	1080694	183786	2215728	5235662	34949	3079585	233192	1758	1242104	441357	410817	14159638
2016-17	4	1134864	161097	2517957	5466522	28770	3215366	216810	2596	1026183	501370	367459	14638994
2016 Oct	4	103891	17156	211330	449356	3207	287227	18080	289	84021	41225	37461	1253244
Nov	4	88835	14013	202689	463708	1203	273080	16532	199	85428	41095	32004	1218786
Dec	4	90501	13169	219242	471868	3277	296916	21359	170	80356	43508	32869	1273235
2017 Jan	4	87485	19870	206593	408769	1858	250850	20989	172	80165	41041	19200	1136997
Feb	4	99681	8394	195017	429554	2605	249667	17296	306	86371	40922	22311	1152127
Mar	4	97638	11125	196467	399614	2818	223935	19518	336	95754	38819	30597	1116622
Apr	4	92595	13582	226775	484182	2589	263268	18204	290	84410	46224	34589	1266979
May	4	98990	15306	236322	487516	3456	269423	14675	203	85312	50686	38168	1300057
Jun	4	93354	12383	225000	474365	2963	279551	12471	296	76774	48031	34879	1260067
Jul	4	83838	14783	237000	474580	2149	283861	17210	161	88449	56285	33780	1291661
Aug	4	97125	11508	227532	569125	3413	357623	17952	266	124963	53828	36575	1499910
Sep	4	93744	12552	231287	527577	3115	316674	14994	117	99400	42207	30619	1372286
Oct	4	95991	14563	235875	575324	3114	359738	17693	294	123717	60817	38364	1524490

Source:- Oil Companies Advisory Committee.

Contd.

5.2 Production of Manufacturing Items

Year/month	Manufacture/Assembly of Automobiles (Nos.) (i)							Bicycles (ii)		
	Cars	Jeeps (4x4)	Light commercial vehicles	Trucks	Buses	Motor Cycles	Tractors	No. of reporting factories	Production (Nos.)	
2012-13	120332	1475	14517	1923	522	1675071	50871	5	232979	
2013-14	116281	1217	17477	2674	559	1728137	34524	5	203669	
2014-15	152524	1109	28189	4039	575	1777251	48883	3	210931	
2015-16	179944	773	35836	5666	1070	2071123	34914	3	198736	
2016-17	186936	3530	24265	7712	1118	2500650	53975	3	200210	
2016	Oct	15312	0	1477	652	120	214246	4225	3	15910
	Nov	16124	0	1863	676	71	217207	5427	3	15990
	Dec	15127	2	2190	680	106	202262	4447	3	16033
2017	Jan	17630	207	2089	580	49	234085	4647	3	17067
	Feb	17071	152	1990	502	85	210317	5519	3	17461
	Mar	18394	232	2010	601	85	213693	6436	3	17577
	Apr	15861	860	1922	746	68	216648	6365	3	17589
	May	17074	1020	2368	869	82	231295	5746	3	17476
	Jun	10684	838	1338	608	75	204804	3926	3	17481
	Jul	18681	866	2309	637	79	226321	5087	3	17585
	Aug	18681	970	2517	900	121	246225	5193	3	17588
	Sep	17511	933	2352	915	94	219284	5338	3	15551
	Oct	18893	1538	2522	781	62	250564	6133	3	16209

Source:- (i) Provincial Bureau of Statistics
(ii) M/o. Industries & Production

Contd.

5.2 Production of Manufacturing Items

Year/month	Steel Products (Tonnes) (i)						
	Coke	Pig iron	Billets	H.R. sheets/ strips/plates/ coils	C.R. sheets/ strips/plates/ coils	Galvanized sheets	
2012-13	203359	201489	1638501	136823	14885	0	
2013-14	31924	89433	2128300	57114	4131	0	
2014-15	275777	265478	2730992	127028	2848	0	
2015-16	57394	1509	3183258	0	0	0	
2016-17	0	0	4099000	0	0	0	
2016	Oct	0	0	285000	0	0	0
	Nov	0	0	335000	0	0	0
	Dec	0	0	342000	0	0	0
2017	Jan	0	0	380222	0	0	0
	Feb	0	0	408000	0	0	0
	Mar	0	0	424000	0	0	0
	Apr	0	0	482000	0	0	0
	May	0	0	285000	0	0	0
	Jun	0	0	315000	0	0	0
	Jul	0	0	476000	0	0	0
	Aug	0	0	460000	0	0	0
	Sep	0	0	441000	0	0	0
	Oct	0	0	430000	0	0	0

5.2 Production of Manufacturing Items

Year/Month	Cycle Tyres (i)		Cycle Tubes (i)		Motor tyres (i)		Motor tubes (i)		Cement (ii)		
	No. of reporting factories	Production (000 Nos.)	No. of reporting factories	Production (000 Nos.)	No. of reporting factories	Production (000 Nos.)	No. of reporting factories	Production (000 Nos.)	No. of reporting factories	Production (000 MT)	
2012-13	10	3429	10	7746	8	7864	8	20269	23	31055	
2013-14	10	4038	10	8061	8	8802	8	20825	23	31418	
2014-15	10	4633	10	8391	8	9058	8	22001	23	32185	
2015-16	10	4233	10	7285	8	9735	8	24467	23	35432	
2016-17	10	3930	10	7577	8	9910	8	24635	23	37021	
2016	Oct	10	372	10	677	8	795	8	2056	23	3214
	Nov	10	380	10	684	8	814	8	2052	23	3468
	Dec	10	316	10	623	8	798	8	2026	23	3266
2017	Jan	10	317	10	621	8	803	8	2025	23	2951
	Feb	10	317	10	624	8	787	8	2026	23	3075
	Mar	10	301	10	605	8	823	8	2050	23	3501
	Apr	10	309	10	617	8	826	8	2051	23	3339
	May	10	301	10	605	8	802	8	2050	23	3354
	Jun	10	304	10	622	8	776	8	2052	23	2651
	Jul	10	306	10	629	8	837	8	2052	23	3067
	Aug	10	308	10	636	8	847	8	2055	23	3425
	Sep	10	304	10	622	8	827	8	2054	23	2840
	Oct	10	352	10	663	8	914	8	2144	23	3691

Source:(i) Provincial Bureaus' of Statistics.
(ii) M/o. Industries & Production.

Contd.

5.2 Production of Manufacturing Items

Year/month	No. of Reporting Factories	Electric Bulbs (iii) Production (000 Nos.)	No. of Reporting Factories	Electric Tubes (iii) Production (000 Metres)	
2012-13	6	79743	0	0	
2013-14	6	75106	0	0	
2014-15	7	64623	0	0	
2015-16	7	73457	0	0	
2016-17	7	72303	0	0	
2016	Oct	7	5173	0	0
	Nov	7	5237	0	0
	Dec	7	5935	0	0
2017	Jan	7	5870	0	0
	Dec	7	5830	0	0
	Mar	7	5580	0	0
	Apr	7	5560	0	0
	May	7	6360	0	0
	Jun	7	6149	0	0
	Jul	7	5950	0	0
	Aug	7	5989	0	0
	Sep	7	6038	0	0
	Oct	7	5739	0	0

5.2 Production of Manufacturing Items

Year/Month		Sewing Machines		Electric Motors		Electric Transformers		T.V. Sets	
		No. of reporting factories	Production (Nos.)	No. of reporting factories	Production (Nos.)	No. of reporting factories	Production (Nos.)	No. of reporting factories	Production (Nos.)
2012-13		8	32876	19	7539	7	26411	9	462938
2013-14		8	19834	19	9906	7	12175	9	426600
2014-15		8	19272	19	9013	7	24993	9	428164
2015-16		8	13465	19	7319	7	32758	9	453205
2016-17		8	18290	19	9206	7	36995	9	438869
2016	Oct	8	1828	19	769	7	1907	9	34590
	Nov	8	2760	19	740	7	2143	9	31845
	Dec	8	1771	19	752	7	1806	9	37071
2017	Jan	8	2512	19	522	7	2038	9	35790
	Feb	8	2897	19	791	7	2100	9	39022
	Mar	8	583	19	827	7	2107	9	39788
	Apr	8	2920	19	854	7	3297	9	38390
	May	8	602	19	914	7	7452	9	39481
	Jun	8	485	19	902	7	7457	9	37782
	Jul	8	1786	19	864	7	3995	9	34450
	Aug	8	612	19	1530	7	3679	9	35360
	Sep	8	2898	19	5264	7	3207	9	32091
	Oct	8	579	19	1304	7	2414	9	31132

Source: Provincial Bureaus of Statistics.

6. MONEY & CREDIT

6.1 Reserve Money

(Million Rupees)

Components	2012-13	2013-14	2014-15 (R)	2015-16	2016-17
A. Currency in Circulation	1,939,267	2177873	2554749	3333784	3911212
B. Cash in Tills	110,867	139490	160299	229331	264627
C. Other Deposits with SBP	10,523	13147	13747	18756	22692
D. Bank Deposits	475,648	530746	413234	391760	669339
Reserve Money (A+B+C+D)	2,536,305	2861256	3142030	3973631	4867869
Factor affecting Reserve Money (RM)					
A. Government Sector(1+2)	2235863	2432250	1919064	1430400	2336915
1. Budgetary Borrowings	2,212,823	2409794	1928868	1442243	2349900
2. Others	23,040	22456	-9803	-11843	12985
B. Non-Govt. Sector (1+2+3)	295,111	494563	394911	402348	580162
1. Claims on Scheduled Banks (a+b+c+d+e)	300,649	500041	400734	407364	480790
a. Agriculture Sector	52,278	51923	52026	51758	51384
b. Industrial Sector	41,057	42833	39405	42321	80279
c. Export Sector	177,756	160553	193124	204617	238383
d. Housing Sector	--	--	--	--	--
e. Others	29,557	244731	116178	108668	110744
2. Claims on NBFIs	18,537	18597	18252	19228	23467
3. Special a/c debt Repayment	-24,075	-24075	-24075	-24244	75905
C. Other Items (Net)	-128,620	-555023	105639	1107867	1121883
D. Net Domestic Assets (A+B+C)	2,402,354	2371790	2419615	2940615	4038961
E. Net Foreign Assets	133,951	489467	722415	1033016	828908
F. Reserve Money (D+E)	2,536,305	2861256	3142030	3973631	4867869

R = Revised

Contd.

6.1 Reserve Money

(Million Rupees)

Components	2016			2017
	Oct.	Nov.	Dec.	Jan.
A. Currency in Circulation	3407431	3468910	3402279	3474997
B. Cash in Tills	168281	172037	183844	171887
C. Other Deposits with SBP1	18812	18651	19124	18635
D. Bank Deposits	606536	579394	632435	595530
Reserve Money (A+B+C+D)	4201060	4238992	4237683	4261048
Factor Affecting Reserve Money (RM)				
A. Net Foreign Assets	0	0	1067573	997537
B. Net Domestic Assets (1+2+3)	0	0	3170110	3263511
1. Net Govt. Sector Borrowing (i+ii)	0	0	2345875	2336743
i. Borrowings for Budgetary Support	0	0	2357448	2346456
a) Federal Government	0	0	2662882	2654158
of which deposits with SBP	0	0	-237016	-271718
b) Provincial Government	0	0	-288831	-290768
Balochistan	0	0	-44108	-40497
Khyber Pakhtunkhwa	0	0	-60321	-54674
Punjab	0	0	-73012	-83001
Sindh	0	0	-111390	-112595
c) AJK Government	0	0	-1114	-781
d) Gilgit-Baltistan	0	0	-15489	-16152
ii. Others	-12010	-12085	-11572	-9713
2. Credit to Non-Govt. Sector (i+ii+iii)	439338	463009	485602	496812
i. Claims on Scheduled Banks(a+b+c+d+e)	441980	465462	487644	498780
a. Agriculture Sector	51526	515577	51560	51470
b. Industrial Sector	50615	53608	57640	62228
c. Export Sector	206532	226970	242342	248981
d. Housing Sector	-	-	-	-
e. Others	133306	133306	136101	136101
ii. Claims on NBFIs	21602	21791	22202	22276
iii. PSEs Special A/c Debt Repayment with SBP/PSPC*	-24244	-24244	-24244	-24244
3. Other Items (Net)	406869	236834	338632	429956
Reserve Money (RM) (A+B)	4201060	4238992	4237683	4261048

Contd.

6.1 Reserve Money

(Million Rupees)

Components	2017			
	Feb.	Mar.	Apr.	May.
A. Currency in Circulation	3501067	3484918	3507568	3683822
B. Cash in Tills	177172	196256	232619	202584
C. Other Deposits with SBP1	18769	18818	22648	22726
D. Bank Deposits	558440	587977	610289	631553
Reserve Money (A+B+C+D)	4255447	4287969	4373124	4540686
Factor Affecting Reserve Money (RM)				
A. Net Foreign Assets	918173	877860	833071	924383
B. Net Domestic Assets (1+2+3)	3337275	3410108	3540053	3616303
1. Net Govt. Sector Borrowing (i+ii)	2383846	2234585	2297402	2355781
i. Borrowings for Budgetary Support	2393528	2243832	2306762	2364991
a) Federal Government	2711773	2644550	2718381	2734608
of which deposits with SBP	-294184	-159460	-162378	-201560
b) Provincial Government	-303108	-390086	-399121	-359065
Balochistan	-40429	-41201	-47598	-49388
Khyber Pakhtunkhwa	-58043	-71242	-56612	-58834
Punjab	-99471	-170441	-187323	-156641
Sindh	-105165	-107201	-107587	-94202
c) AJK Government	580	4078	1216	2009
d) Gilgit-Baltistan	-15717	-14711	-13714	-12562
ii. Others	-9682	-9247	-9360	-9210
2. Credit to Non-Govt. Sector (i+ii+iii)	495611	499716	503989	503194
i. Claims on Scheduled Banks(a+b+c+d+e)	497452	501198	505505	504280
a. Agriculture Sector	51484	51463	51429	51458
b. Industrial Sector	66472	70950	73600	76953
c. Export Sector	243396	242984	244675	240068
d. Housing Sector	-	-	-	-
e. Others	136101	135801	135801	135801
ii. Claims on NBFIs	22403	22762	22728	23159
iii. PSEs Special A/c Debt Repayment with SBP/PSPC*	-24244	-24244	-24244	-24244
3. Other Items (Net)	457817	675808	738662	757328
Reserve Money (RM) (A+B)	4255447	4287969	4373124	4540686

Contd.

6.1 Reserve Money

(Million Rupees)

Components	2017				
	Jun. (R)	Jul. (R)	Aug. (R)	Sep. (R)	Oct. (p)
A. Currency in Circulation	3911212	3764845	3789424	3801469	3859450
B. Cash in Tills	264627	223885	227445	212141	201331
C. Other Deposits with SBP1	22692	22864	23036	22890	22724
D. Bank Deposits	669339	673669	758261	696783	644060
Reserve Money (A+B+C+D)	4867869	4685263	4798167	4733282	4727565
Factor Affecting Reserve Money (RM)					
A. Net Foreign Assets	828908	688693	642350	591779	592180
B. Net Domestic Assets (1+2+3)	4038961	3996570	4155816	4141503	4135385
1. Net Govt. Sector Borrowing (i+ii)	2336915	2595199	2576143	2537864	2575096
i. Borrowings for Budgetary Support	2349900	2608667	2589765	2551290	2588909
a) Federal Government	2440416	2760767	2714444	2725730	2861776
of which deposits with SBP	-91238	-516150	-343928	-68872	-105354
b) Provincial Government	-88555	-142953	-109183	-165323	-260199
Balochistan	-1460	-8273	-10445	-26691	-29802
Khyber Pakhtunkhwa	-30245	-39110	-16692	-30713	-49748
Punjab	-38146	-54549	-41911	-72673	-99246
Sindh	-18704	-41021	-40135	-35246	-81404
c) AJK Government	7279	2219	-1708	4211	1665
d) Gilgit-Baltistan	-9239	-11366	-13788	-13329	-14333
ii. Others	-12985	-13469	-13622	-13426	-13813
2. Credit to Non-Govt. Sector (i+ii+iii)	580162	504767	496660	477597	504683
i. Claims on Scheduled Banks(a+b+c+d+e)	480790	513711	505484	486556	513554
a. Agriculture Sector	51384	1097	1099	1067	1034
b. Industrial Sector	80279	81255	83711	88977	91444
c. Export Sector	238383	249994	239310	231881	256445
d. Housing Sector	-	-	-	-	-
e. Others	110744	181364	181364	164631	164631
ii. Claims on NBFIs	23467	15300	15419	15284	15373
iii. PSEs Special A/c Debt Repayment with SBP/PSPC*	-24244	-24244	-24244	-24244	-24244
3. Other Items (Net)	1121883	896604	1083013	1126042	1055607
Reserve Money (RM) (A+B)	4867869	4685263	4798167	4733282	4727565

P Provisional

Source: State Bank Of Pakistan.

Note: 1. Excluding IMF A/c Nos. 1&2, SAF loan account, counterpart funds, deposits of foreign central banks, foreign govts. International organizations and deposit money banks.

i. Data is based on weekly returns. The quarterly data covers the period up to the last working day of the month and others months data up to the last working day of last week.

ii. Compilation of M I Based on weekly data has been discontinued and being compiled on monthly basis given in Table 2.1.

The comparison of weekly and monthly compilation methodologies is available link, [http:// www.sbp.org.pk/ecodata.asp](http://www.sbp.org.pk/ecodata.asp).

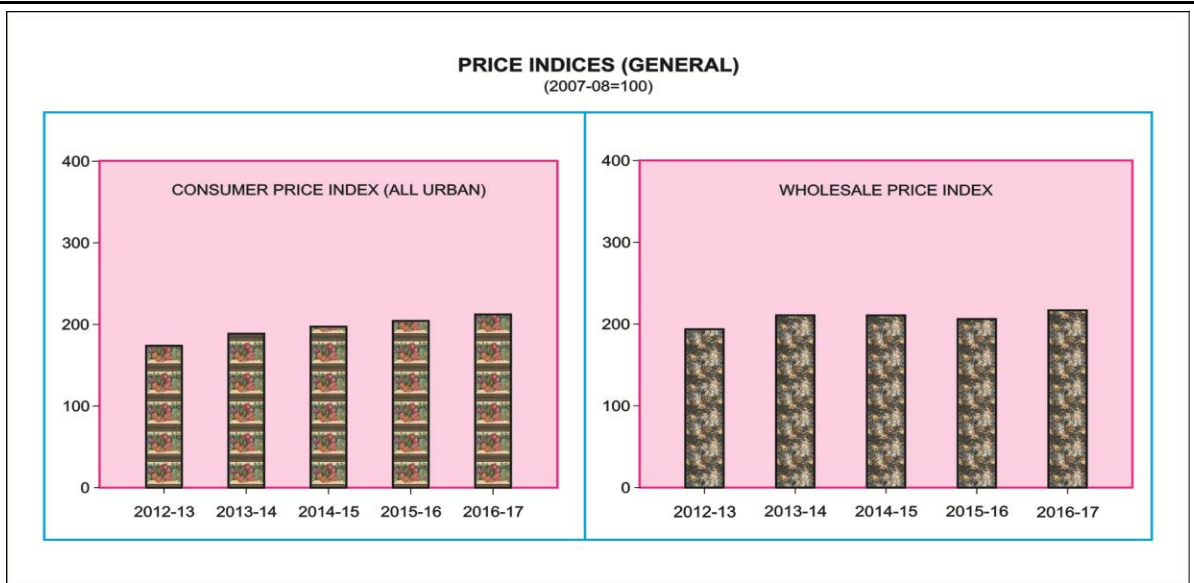
iii. Data from 30 June 2013 onward is revised on account of reclassification of SBP accounts.

* Includes investment of Rs. 100,149 million in Pakistan Security Printing Corporation (PSPC).

7. PRICE

7.1 Price Indices (General) with Percentage Change

Year / month	Consumer price index (all urban)		Wholesale Price Index	
	index	Annual/monthly rate of change (%)	index	Annual/monthly rate of change (%)
(2007-08 = 100)				
2012-13	174.53	7.36	194.61	7.35
2013-14	189.58	8.62	210.48	8.15
2014-15	198.16	4.53	209.85	-0.30
2015-16	203.82	2.86	207.26	-1.05
2016-17	212.29	4.16	216.02	4.04
2016 Oct	211.57	0.81	214.53	-0.04
Nov	212.01	0.21	214.07	-0.21
Dec	210.57	-0.68	213.76	-0.14
2017 Jan	210.94	0.18	214.84	0.51
Feb	211.54	0.28	215.86	0.47
Mar	213.32	0.84	217.29	0.66
Apr	216.30	1.40	219.22	0.89
May	216.33	0.01	218.78	-0.20
Jun	215.45	-0.41	217.77	-0.46
Jul	216.19	0.34	217.24	-0.24
Aug	216.61	0.19	217.96	0.33
Sep	217.98	0.63	218.08	0.06
Oct	219.61	0.75	219.41	0.61



7.2 Combined Sensitive Price Indicator (SPI) by Quantile

Year/Month	Quantile					
	Q.1	Q.2	Q.3	Q.4	Q.5	Q.6
(2007-08=100)						
2012 - 13	184.04	190.29	189.05	190.39	190.78	189.61
2013 - 14	201.15	206.95	208.93	210.70	209.74	208.66
2014 - 15	204.66	210.75	213.79	215.40	212.95	212.61
2015 - 16	207.35	214.44	215.92	219.76	216.77	216.09
2016 - 17	210.59	218.47	219.31	224.08	221.11	220.10
2016 Oct	211.71	218.95	219.81	224.2	220.42	220.11
Nov	212.4	219.58	220.41	224.77	220.95	220.68
Dec	210.74	218.08	219.12	223.75	220.49	219.73
2017 Jan	209.06	216.45	217.53	222.27	219.39	218.35
Feb	209.50	217.04	218.21	223.13	220.57	219.25
Mar	213.26	221.11	222.53	227.66	225.07	223.62
Apr	211.31	219.28	220.76	226.03	223.82	222.07
May	209.42	217.49	219.03	224.41	222.49	220.51
Jun	209.71	217.96	219.50	224.70	222.37	220.68
Jul	208.76	216.83	218.32	223.29	220.70	219.28
Aug	216.40	215.00	218.04	217.58	218.66	215.29
Sep	216.93	215.99	218.84	218.27	219.23	215.65
Oct	216.93	215.99	218.84	218.27	219.23	215.65

7.3 Combined Consumer Price Index Numbers by Commodity Groups

Year/ month	General	Food & Non - Alcoholic Beverages	Alcoholic Beverages Tobacco	Clothing & Footwear	Housing water, Elec,Gas Fuels	H.hold Equip & Repair, Maintain- ance	Health	Trans- port	Communi- cation	Recre- ation & Culture	Educa- tion	Restau- rants & Hotels	Miscellne- ous goods & services
(2007-08=100)													
2012-13	174.53	195.05	191.02	175.58	151.34	179.87	156.56	186.43	126.16	169.07	156.69	203.63	199.49
2013-14	189.58	211.75	223.38	198.01	164.60	195.85	167.15	195.15	129.76	183.77	172.57	228.61	210.15
2014-15	198.16	217.32	269.93	213.82	174.93	208.68	176.19	187.22	130.09	190.29	196.40	244.58	221.13
2015-16	203.82	219.42	329.25	224.18	183.90	217.38	182.69	174.25	130.56	194.20	213.02	256.79	228.22
2016-17	212.29	226.59	368.88	233.36	192.91	223.90	201.82	172.93	131.79	196.31	235.65	269.92	240.23
2016 Oct	211.57	228.30	364.39	231.18	191.56	222.66	193.78	170.40	131.26	196.21	232.15	266.35	237.26
Nov	212.01	228.74	365.33	232.18	191.64	223.21	195.28	170.65	131.52	196.40	233.40	267.68	238.33
Dec	210.57	223.58	373.34	233.48	191.70	223.65	195.93	172.01	131.53	196.50	233.40	268.22	237.77
2017 Jan	210.94	221.00	377.97	234.02	194.42	223.92	208.45	172.81	131.54	196.73	233.41	268.90	238.58
Feb	211.54	221.66	379.55	234.34	194.45	224.32	210.17	174.75	131.58	196.88	233.96	269.63	241.06
Mar	213.32	226.16	380.92	234.46	194.44	224.59	211.21	175.69	132.69	197.14	233.98	271.02	242.19
Apr	216.30	230.25	382.78	235.61	196.62	224.95	212.43	176.33	132.87	196.02	249.20	275.88	244.71
May	216.33	229.65	383.32	236.71	196.70	226.42	212.65	176.43	132.87	196.12	249.23	277.29	245.99
Jun	215.45	229.18	324.60	237.99	196.71	226.80	212.66	175.87	132.91	196.15	249.26	277.76	246.71
Jul	216.19	229.99	306.67	238.66	198.88	227.74	212.91	175.18	132.88	196.09	249.54	278.44	247.19
Aug	216.61	230.99	306.25	239.19	198.93	228.05	213.05	174.61	133.03	196.33	249.61	278.44	248.46
Sep	217.98	234.23	304.80	239.52	198.95	229.10	213.90	175.74	133.04	196.78	249.61	281.08	250.12
Oct	220.42	236.61	305.51	241.01	200.94	230.52	214.79	178.51	133.14	197.14	262.35	284.76	252.27

**7.4: Consumer Price Index Numbers by Major Groups
and Selected Commodities
(2007-2008=100)**

Item and Specification	Weight	Index Numbers			% Change in Oct., 2017 over			
		Oct., 2017	Sept., 2017	Oct., 2016	Sept., 2017	Oct., 2016		
<u>General</u>	100.0000	219.61	217.98	211.57	+	0.75	+	3.80
<u>Food and non-alcoholic Beverages</u>	34.8343	235.69	234.23	228.30	+	0.62	+	3.24
1 Wheat	0.3477	197.74	194.80	202.60	+	1.51	-	2.40
2 Wheat Flour	4.1648	207.43	204.81	211.25	+	1.28	-	1.81
3 Wheat Product	0.0959	213.11	213.67	217.29	-	0.26	-	1.92
4 Besan	0.1500	280.66	276.11	327.42	+	1.65	-	14.28
5 Rice	1.5821	182.85	182.86	160.67	-	0.01	+	13.80
6 Cereals	0.1563	257.39	255.64	250.57	+	0.68	+	2.72
7 Bakery & Confectionary	1.1550	219.29	218.99	215.50	+	0.14	+	1.76
8 Nimco	0.4574	256.68	255.84	249.01	+	0.33	+	3.08
9 Meat	2.4303	284.72	283.65	264.87	+	0.38	+	7.49
10 Chicken	1.3596	151.20	150.63	181.47	+	0.38	-	16.68
11 Fish	0.2970	214.23	215.33	216.30	-	0.51	-	0.96
12 Milk Fresh	6.6800	277.04	276.04	266.40	+	0.36	+	3.99
13 Milk Products	0.6338	268.10	267.30	256.84	+	0.30	+	4.38
14 Milk Powder	0.1129	235.75	234.64	237.25	+	0.47	-	0.63
15 Eggs	0.4555	209.55	205.37	196.35	+	2.04	+	6.72
16 Mustard Oil	0.0952	161.44	160.21	153.72	+	0.77	+	5.02
17 Cooking Oil	1.7538	138.35	138.10	133.71	+	0.18	+	3.47
18 Vegetable Ghee	2.0714	143.26	143.03	138.08	+	0.16	+	3.75
19 Dry Fruits	0.2543	265.47	263.91	261.23	+	0.59	+	1.62
20 Fresh Fruits	1.8649	235.56	238.11	229.34	-	1.07	+	2.71
21 Pulse Masoor	0.2712	172.34	171.56	211.56	+	0.45	-	18.54
22 Pulse Moong	0.2336	231.93	236.76	282.92	-	2.04	-	18.02
23 Pulse Mash (Washed)	0.2098	255.52	269.29	349.16	-	5.11	-	26.82
24 Pulse Gram	0.2361	275.63	275.47	351.48	+	0.06	-	21.58
25 Gram Whole	0.1616	297.03	292.37	305.15	+	1.59	-	2.66
26 Beans	0.0269	244.14	242.94	232.30	+	0.49	+	5.10
27 Potatoes	0.4452	273.63	267.60	243.97	+	2.25	+	12.16
28 Onion	0.5093	491.92	482.74	176.57	+	1.90	+	178.60
29 Tomatoes	0.4172	337.71	256.96	197.51	+	31.43	+	70.98
30 Fresh Vegetables	1.7543	287.98	291.76	309.96	-	1.30	-	7.09
31 Sugar	1.0445	197.79	200.00	250.89	-	1.11	-	21.16
32 Gur	0.0220	263.15	261.22	291.45	+	0.74	-	9.71
33 Honey	0.0446	334.28	332.15	314.49	+	0.64	+	6.29
34 SweetMeat	0.2483	253.94	253.51	245.36	+	0.17	+	3.50
35 Beverages	1.1990	226.52	226.34	219.47	+	0.08	+	3.21
36 Jam, Tomato Ketchup & Pickles	0.2454	221.97	220.13	215.72	+	0.84	+	2.90
37 Condiments	0.2656	273.37	271.56	263.47	+	0.67	+	3.76
38 Spices	0.5441	239.11	238.80	239.79	+	0.13	-	0.28
39 Tea	0.8377	283.79	284.10	255.49	-	0.11	+	11.08
<u>Alcoholic Beverages, Tobacco</u>	1.4135	305.31	304.80	364.39	+	0.17	-	16.21
40 Cigarettes	1.3906	306.09	305.67	366.41	+	0.14	-	16.46
41 Betel Leaves & Nuts	0.0229	258.40	251.93	241.62	+	2.57	+	6.94
<u>Clothing and footwear</u>	7.5708	239.94	239.52	231.18	+	0.18	+	3.79
42 Cotton Cloth	1.7286	233.43	232.67	225.34	+	0.33	+	3.59
43 Woolen Cloth	0.8759	258.28	257.77	247.41	+	0.20	+	4.39
44 Readymade Garments	0.9739	248.07	247.97	237.88	+	0.04	+	4.28
45 Woolen Readymade Garments	0.3964	259.47	259.27	253.35	+	0.08	+	2.42
46 Hosiery	0.5094	252.12	251.70	243.74	+	0.17	+	3.44
47 Dopatta	0.4412	246.72	246.66	241.74	+	0.02	+	2.06
48 Cleaning and Laundry	0.2110	272.90	272.37	256.52	+	0.19	+	6.39
49 Tailoring	0.8840	325.55	324.65	303.96	+	0.28	+	7.10
50 Footwear	1.5504	167.50	167.46	166.58	+	0.02	+	0.55

Contd.

**7.4: Consumer Price Index Numbers by Major Groups
and Selected Commodities
(2007-2008=100)**

Item and Specification	Weight	Index Numbers			% Change in Oct., 2017 over			
		Oct., 2017	Sept., 2017	Oct., 2016	Sept., 2017	Oct., 2016		
<u>Housing, water, Elec., Gas and other fuels</u>	29.4149	200.90	198.95	191.56	+	0.98	+	4.88
51 House Rent	21.8149	194.05	191.49	182.22	+	1.34	+	6.49
52 Construction Input Items	0.5623	257.07	255.47	247.86	+	0.63	+	3.72
53 Construction Wage Rates	0.3331	246.85	245.96	230.48	+	0.36	+	7.10
54 Water Supply	0.4971	171.58	171.58	163.38	+	0.00	+	5.02
55 Electricity	4.3985	238.10	238.10	238.10	+	0.00	+	0.00
56 Gas	1.5756	158.08	158.08	158.08	+	0.00	+	0.00
57 Kerosene Oil	0.0057	206.26	198.39	195.65	+	3.97	+	5.42
58 Firewood Whole	0.2277	293.20	291.34	284.35	+	0.64	+	3.11
<u>Furnishing and household equipment maintenance</u>	4.2082	229.47	229.10	222.66	+	0.16	+	3.06
59 Furniture	0.3315	221.60	220.81	212.40	+	0.36	+	4.33
60 Household Textiles	0.6489	232.05	231.08	223.69	+	0.42	+	3.74
61 Household Equipment	0.5936	183.44	183.36	179.23	+	0.04	+	2.35
62 Utensils	0.3212	235.07	234.34	224.01	+	0.31	+	4.94
63 Plastic Products	0.2547	213.86	213.05	207.19	+	0.38	+	3.22
64 Washing Soaps & Detergents	0.7893	233.12	232.92	229.21	+	0.09	+	1.71
65 Sewing Needle & Dr Cell	0.1496	209.49	209.49	201.34	+	0.00	+	4.05
66 Household Servant	1.0432	257.30	257.30	249.98	+	0.00	+	2.93
67 Marriage Hall Charges	0.0762	249.20	249.20	243.15	+	0.00	+	2.49
<u>Health</u>	2.1868	214.27	213.90	193.78	+	0.17	+	10.57
68 Drugs & Medicines	1.2667	185.84	185.75	160.65	+	0.05	+	15.68
69 Medical Equipments	0.0080	253.63	253.35	245.33	+	0.11	+	3.38
70 Doctor (MBBS) Clinic Fee	0.5904	282.22	282.22	266.89	+	0.00	+	5.74
71 Medical Tests	0.3217	200.53	198.38	188.77	+	1.08	+	6.23
<u>Transport</u>	7.2023	177.05	175.74	170.40	+	0.75	+	3.90
72 Motor Vehicles	0.6630	177.56	176.88	170.94	+	0.38	+	3.87
73 Motor Vehicle Accessories	0.2439	214.38	213.57	213.17	+	0.38	+	0.57
74 Motor Fuel	3.0269	149.58	146.77	136.36	+	1.91	+	9.69
75 Mechanical Service	0.4552	232.74	232.07	227.63	+	0.29	+	2.24
76 Motor Vehicle Tax	0.1099	210.18	210.18	210.18	+	0.00	+	0.00
77 Transport Services	2.7034	193.59	193.59	193.28	+	0.00	+	0.16
<u>Communication</u>	3.2198	133.10	133.04	131.26	+	0.05	+	1.40
78 Postal Services	0.0662	251.59	250.69	243.32	+	0.36	+	3.40
79 Communication & Apparatus	3.1536	130.61	130.57	128.91	+	0.03	+	1.32
<u>Recreation and culture</u>	2.0227	196.83	196.78	196.21	+	0.03	+	0.32
80 Recreation & Culture	0.8634	129.49	129.49	129.89	+	0.00	-	0.31
81 Text Books	0.5706	287.98	287.98	292.41	+	0.00	-	1.51
82 Newspapers	0.1934	184.01	183.76	175.49	+	0.14	+	4.85
83 Stationery	0.3953	218.60	218.46	212.35	+	0.06	+	2.94
<u>Education</u>	3.9431	258.75	249.61	232.15	+	3.66	+	11.46
84 Education	3.9431	258.75	249.61	232.15	+	3.66	+	11.46
<u>Restaurants and hotels</u>	1.2286	283.85	281.08	266.35	+	0.99	+	6.57
85 Readymade Food	1.2286	283.85	281.08	266.35	+	0.99	+	6.57
<u>Misc. goods and services</u>	2.7550	249.67	250.11	237.26	-	0.18	+	5.23
86 Personal Care	1.4935	231.11	230.31	218.58	+	0.35	+	5.73
87 Cosmetics	0.3853	206.22	205.83	200.19	+	0.19	+	3.01
88 Blades	0.0322	197.94	197.94	195.43	+	0.00	+	1.28
89 Personal Equipments	0.8440	304.32	307.36	288.83	-	0.99	+	5.36

**7.5 Combined Consumer Price Index Numbers by Quintiles
and Major Commodity Groups
October, 2017
(2007-2008=100)**

Income Quintiles	General	Food and non-alcoholic Beverages	Alcoholic Beverages, Tobacco	Clothing and footwear	Housing, water, Elec., Gas and other fuels	Furnishing and household equipment maintenance	Health	Transport	Communication	Recreation and culture	Education	Restaurants and hotels	Misc. goods and services
------------------	---------	----------------------------------	------------------------------	-----------------------	--	--	--------	-----------	---------------	------------------------	-----------	------------------------	--------------------------

All Urban Combined

Aggregate	219.61	235.69	305.31	239.94	200.90	229.47	214.27	177.05	133.10	196.83	258.75	283.85	249.67
Income Quintile 1	219.48	232.68	310.05	237.58	185.38	226.83	209.75	183.15	121.65	212.30	271.38	280.32	250.57
Income Quintile 2	221.92	233.95	309.83	237.83	198.45	226.38	210.77	177.67	121.46	209.38	267.20	282.02	248.97
Income Quintile 3	221.11	234.71	308.67	238.39	198.85	224.55	211.75	174.94	123.29	205.32	260.43	282.53	249.18
Income Quintile 4	222.08	235.62	307.48	239.39	206.12	223.52	213.36	171.70	127.47	199.61	261.89	283.09	248.77
Income Quintile 5	218.13	237.28	301.07	241.66	202.58	232.03	216.82	178.53	138.64	190.14	256.80	284.84	250.21

**7.6 Combined Consumer Price Index Numbers by Quintile,
Major Commodity Groups for Selected Cities
October, 2017
(2007-2008=100)**

Cities	General	Food & non-alcoholic Beverages	Alcoholic Beverages, Tobacco	Clothing & footwear	Housing, water, Elec., Gas & other fuels	Furnishing & household equipment maintenance	Health	Trans-port	Communi-cation	Recreat-ion & culture	Educ-ation	Restau-rants & hotels	Misc. goods & services
--------	---------	--------------------------------	------------------------------	---------------------	--	--	--------	------------	----------------	-----------------------	------------	-----------------------	------------------------

Income Quintile 1

Rawalpindi	230.83	240.35	295.38	259.45	212.61	235.58	259.08	190.00	105.56	220.89	343.31	284.22	241.18
Islamabad	233.30	242.06	295.17	259.28	184.69	243.81	258.69	190.98	111.33	304.16	775.36	251.69	252.76
Lahore	207.52	234.21	294.51	229.99	151.49	255.06	213.80	168.60	104.55	220.18	304.53	248.90	302.08
Gujranwala	210.13	223.19	297.25	210.67	190.62	244.20	174.98	170.82	111.96	223.10	175.57	246.17	221.94
Sialkot	206.90	223.80	298.32	180.54	187.75	184.34	173.03	188.43	115.82	290.62	219.95	229.52	212.05
Faisalabad	222.93	232.55	296.27	212.94	213.20	199.32	199.89	169.01	127.43	229.19	212.08	292.53	259.88
Multan	211.68	223.33	313.34	212.84	189.37	213.51	181.34	168.18	145.57	225.07	207.48	248.60	225.66
Sargodha	232.18	233.94	294.65	221.57	230.42	259.49	208.00	222.36	111.94	251.48	262.82	351.28	261.97
Bahawalpur	230.04	224.53	285.12	267.62	230.96	224.20	198.83	178.92	176.06	263.62	259.64	294.28	219.97
Karachi	208.43	222.27	320.89	251.92	159.79	242.37	217.02	152.22	117.61	229.32	203.45	289.62	283.06
Hyderabad	202.53	226.04	298.07	210.25	153.34	199.84	200.67	170.39	113.49	198.88	262.75	250.04	229.15
Sukkur	212.34	221.91	294.68	245.46	171.55	210.15	172.25	174.18	167.94	183.60	379.80	332.81	217.09
Larkana	227.62	229.07	286.95	244.38	217.75	235.13	283.65	174.27	126.29	186.45	222.10	313.37	321.95
Peshawar	221.68	225.63	321.39	274.85	181.02	246.17	244.54	195.45	115.97	275.00	348.06	255.54	315.46
Bannu	227.80	230.07	341.12	211.69	236.28	249.80	192.72	182.56	115.14	234.03	205.63	340.87	290.77
Quetta	211.61	224.26	296.64	193.25	197.53	198.52	194.37	207.45	124.60	179.44	224.27	240.37	218.51
Khuzdar	219.56	228.17	297.81	252.33	175.12	249.93	229.85	189.12	127.07	181.26	285.21	469.80	228.26

Income Quintile 2

Rawalpindi	236.07	242.12	297.32	258.11	219.12	236.16	268.26	207.79	108.09	253.37	375.50	287.31	239.89
Islamabad	230.15	241.12	294.79	265.90	182.68	240.95	248.78	173.26	110.41	236.00	648.83	261.02	247.87
Lahore	207.26	234.38	294.91	227.57	154.31	260.08	208.67	160.66	104.22	220.50	302.81	254.43	296.24
Gujranwala	209.27	223.30	297.55	206.85	194.71	237.29	170.23	166.25	112.61	238.60	161.93	262.60	220.87
Sialkot	206.25	222.82	300.06	184.97	191.86	184.13	190.40	174.00	121.63	320.34	216.86	229.77	194.93
Faisalabad	220.55	231.09	296.10	214.66	217.71	205.57	195.51	166.15	120.82	223.93	200.55	279.44	256.66
Multan	212.14	226.05	312.77	212.76	194.10	210.79	181.75	161.59	136.00	231.97	212.82	245.22	222.57
Sargodha	232.70	234.66	293.83	220.66	236.90	261.61	211.02	200.70	105.38	259.46	238.39	347.13	265.92
Bahawalpur	230.53	225.58	284.44	258.67	235.26	230.82	199.11	162.64	175.36	255.83	340.80	306.25	218.52
Karachi	209.98	225.68	320.50	247.17	163.48	234.93	216.88	153.16	121.74	217.59	205.85	291.26	269.95
Hyderabad	203.36	226.75	298.19	211.54	157.29	203.29	198.59	172.40	115.09	190.26	304.35	254.32	231.42
Sukkur	212.57	221.41	291.69	245.34	176.48	205.88	173.71	180.29	166.02	187.90	365.69	326.12	214.92
Larkana	233.37	235.76	287.81	246.01	222.20	229.34	291.78	184.55	133.94	187.81	225.64	314.60	323.61
Peshawar	221.19	225.61	320.96	277.85	185.85	244.73	241.77	185.91	123.17	251.56	299.83	255.80	308.18
Bannu	227.27	229.98	336.22	212.26	234.57	242.82	198.42	177.99	117.64	221.96	265.33	317.59	313.15
Quetta	211.05	225.76	296.86	195.75	201.73	197.19	194.95	181.51	119.60	179.95	211.60	239.69	216.70
Khuzdar	217.52	228.25	297.96	253.29	162.60	266.18	231.74	173.25	132.90	186.94	289.89	461.87	227.02

Contd.

**7.6 Combined Consumer Price Index Numbers by Quintile,
Major Commodity Groups for Selected Cities
October, 2017
(2007-2008=100)**

Cities	General	Food & non-alcoholic Beverages	Alcoholic Beverages, Tobacco	Clothing & footwear	Housing, water, Elec., Gas & other fuels	Furnishing & household equipment maintenance	Health	Transport	Communication	Recreation & culture	Education	Restaurants & hotels	Misc. goods & services
--------	---------	--------------------------------	------------------------------	---------------------	--	--	--------	-----------	---------------	----------------------	-----------	----------------------	------------------------

Income Quintile 3

Rawalpindi	235.65	241.74	294.21	261.62	221.27	237.84	278.95	186.74	112.59	242.48	335.60	290.38	244.39
Islamabad	229.47	241.50	293.04	256.92	179.02	239.29	242.67	175.66	114.60	224.58	774.08	249.63	260.10
Lahore	206.33	236.03	294.37	229.13	145.60	261.04	209.62	158.36	107.30	221.48	282.09	251.32	298.90
Gujranwala	207.67	223.64	297.08	211.07	190.58	230.72	171.73	157.83	117.36	214.84	162.62	250.12	220.96
Sialkot	206.26	224.23	296.71	186.88	189.83	190.18	180.71	162.27	128.72	296.63	205.42	221.46	196.62
Faisalabad	220.01	231.61	291.41	214.36	219.59	205.01	199.58	160.17	121.61	222.96	205.65	267.25	255.23
Multan	211.20	226.29	312.18	211.31	191.43	202.11	183.11	160.02	136.98	222.86	221.58	240.96	220.65
Sargodha	232.50	232.68	292.82	221.91	242.92	262.75	208.28	187.89	110.68	254.43	285.82	369.29	265.34
Bahawalpur	231.28	226.79	285.31	262.19	240.78	232.16	192.57	162.01	175.88	242.91	265.68	301.32	222.57
Karachi	209.97	226.90	320.57	243.89	156.49	229.96	214.05	153.25	123.71	212.41	209.72	294.10	266.41
Hyderabad	201.54	227.01	297.96	212.85	146.74	205.32	195.72	170.09	123.89	195.42	301.95	253.67	235.16
Sukkur	210.55	220.95	293.97	246.67	166.49	209.45	168.45	170.28	164.15	185.41	365.44	318.40	214.57
Larkana	234.93	238.63	282.39	243.35	223.54	229.28	278.38	182.64	134.32	188.52	225.64	309.57	363.80
Peshawar	219.29	224.77	317.58	278.23	180.42	245.90	240.90	190.95	122.13	230.79	314.70	256.03	300.58
Bannu	226.38	231.97	340.46	219.29	237.00	232.22	190.23	166.68	121.30	210.69	213.97	323.73	309.98
Quetta	207.73	224.68	295.59	195.46	199.30	195.23	201.08	167.17	118.98	177.84	212.57	232.59	211.95
Khuzdar	215.99	232.06	296.73	247.95	152.31	260.10	238.28	167.69	135.40	183.95	289.18	450.15	229.24

Income Quintile 4

Rawalpindi	236.07	242.78	292.93	264.76	224.58	243.59	278.21	187.24	115.56	221.73	309.28	291.61	250.71
Islamabad	232.34	243.76	292.01	255.97	184.43	240.36	257.87	179.55	126.14	213.16	700.87	259.74	257.15
Lahore	206.77	237.43	293.38	228.70	159.46	258.48	207.84	154.83	112.05	212.56	292.38	249.14	298.57
Gujranwala	207.35	223.93	296.23	213.69	198.34	216.19	172.56	152.99	123.09	213.76	162.24	252.40	214.99
Sialkot	207.40	226.52	295.48	190.44	199.79	185.85	169.31	162.37	136.31	265.62	203.73	219.90	194.12
Faisalabad	218.90	231.74	295.44	215.28	224.20	205.20	199.16	155.05	123.50	207.93	220.08	269.80	251.51
Multan	212.26	227.95	310.66	213.16	202.10	202.86	179.44	157.10	139.51	212.39	227.28	235.87	225.22
Sargodha	235.69	234.89	291.70	223.53	244.62	273.38	210.39	182.53	116.82	278.74	339.48	366.47	265.14
Bahawalpur	231.83	226.80	283.48	258.91	240.77	229.89	193.39	161.32	175.57	235.76	309.50	283.97	226.50
Karachi	210.00	227.50	319.88	244.18	168.51	239.83	214.41	153.31	127.92	207.42	212.39	294.69	264.15
Hyderabad	202.41	228.57	296.30	213.13	161.39	205.00	196.35	166.19	130.14	194.51	294.05	256.29	238.71
Sukkur	213.26	223.95	287.88	247.28	181.05	211.34	172.33	161.36	164.08	185.09	362.65	318.84	221.54
Larkana	239.93	245.58	279.96	242.99	227.26	231.12	289.50	175.77	142.23	187.34	248.52	310.88	394.13
Peshawar	220.67	228.01	314.55	278.18	190.07	236.69	250.59	185.11	126.53	230.73	297.27	261.11	295.30
Bannu	230.24	235.50	343.62	224.58	234.89	241.16	180.90	175.33	121.51	201.85	214.64	321.17	316.77
Quetta	209.06	224.86	295.80	198.29	206.11	194.57	201.86	169.50	121.79	175.84	221.57	232.44	208.87
Khuzdar	220.30	234.41	297.22	248.37	170.02	277.19	237.92	168.06	143.60	185.32	290.12	439.22	241.30

Contd.

**7.6 Combined Consumer Price Index Numbers by Quintile,
Major Commodity Groups for Selected Cities
October, 2017
(2007-2008=100)**

Cities	General	Food & non-alcoholic Beverages	Alcoholic Beverages, Tobacco	Clothing & footwear	Housing, water, Elec., Gas & other fuels	Furnishing & household equipment maintenance	Health	Trans-port	Communi-cation	Recreat-ion & culture	Educ-ation	Restau-rants & hotels	Misc. goods & services
--------	---------	--------------------------------	------------------------------	---------------------	--	--	--------	------------	----------------	-----------------------	------------	-----------------------	------------------------

Income Quintile 5

Rawalpindi	238.44	245.56	288.38	264.02	227.52	247.64	272.70	195.77	127.68	206.35	321.87	294.27	280.41
Islamabad	227.09	245.26	287.37	263.25	184.40	251.48	260.16	199.35	130.89	206.01	464.06	272.76	271.53
Lahore	204.99	242.78	288.09	233.69	160.17	246.63	204.91	168.33	126.89	204.93	271.17	257.29	302.04
Gujranwala	204.70	225.95	294.28	217.02	199.77	191.97	172.19	158.43	138.98	194.51	157.24	249.11	224.91
Sialkot	204.69	227.77	294.60	193.26	200.21	183.78	172.15	165.79	138.05	244.32	195.36	221.65	202.03
Faisalabad	218.37	233.56	294.76	215.39	226.26	210.01	201.80	162.39	130.57	200.15	267.08	255.39	247.33
Multan	210.30	231.65	292.33	212.93	203.45	193.63	182.01	170.72	139.51	207.62	248.73	236.17	226.39
Sargodha	243.73	237.66	292.01	237.92	243.12	375.86	209.78	184.52	125.96	239.52	507.62	382.75	277.06
Bahawalpur	235.76	229.69	282.87	257.37	240.86	236.68	188.48	174.28	176.64	232.21	343.08	293.12	235.41
Karachi	210.62	230.46	313.29	245.20	167.81	327.68	218.95	175.52	139.73	197.44	217.25	298.04	266.61
Hyderabad	200.83	231.58	295.41	216.71	162.74	189.00	191.75	175.06	140.39	184.91	294.89	260.88	243.40
Sukkur	213.26	226.24	282.21	247.59	182.63	208.23	170.01	171.26	164.82	182.49	408.40	320.53	227.63
Larkana	239.26	246.60	276.92	241.51	227.67	234.96	299.86	180.19	147.17	174.76	322.82	311.00	358.98
Peshawar	219.89	231.17	304.01	275.96	189.39	227.48	233.20	199.74	133.39	191.40	318.95	257.58	281.80
Bannu	224.19	231.23	345.53	215.70	234.46	214.50	187.94	150.35	124.59	202.60	302.40	335.99	264.46
Quetta	209.25	226.76	292.36	198.59	209.22	179.96	190.89	171.95	129.25	173.64	221.77	237.17	215.41
Khuzdar	217.87	235.16	293.62	254.16	164.20	264.66	233.27	160.41	154.03	192.10	267.50	459.46	256.77

Aggregate

Rawalpindi	236.87	244.12	291.07	263.64	224.16	246.32	274.00	194.15	123.55	214.23	321.80	292.82	270.34
Islamabad	226.83	244.76	288.43	262.40	182.55	250.59	259.00	198.22	130.10	207.98	476.38	272.23	270.08
Lahore	205.36	239.03	291.80	231.00	157.02	250.40	206.98	164.43	119.76	211.05	277.93	254.62	300.28
Gujranwala	207.03	224.27	296.13	212.87	196.72	210.82	172.22	157.86	127.57	210.78	160.92	250.73	221.07
Sialkot	205.57	226.04	296.20	189.79	196.36	185.31	175.12	165.17	135.00	265.95	201.33	222.38	198.74
Faisalabad	219.50	232.16	294.72	214.75	221.93	207.53	199.45	161.09	126.42	212.69	238.87	268.96	252.36
Multan	210.92	228.19	306.66	212.67	198.79	198.38	181.59	167.02	139.18	213.94	239.09	238.01	224.81
Sargodha	236.05	234.76	292.72	225.41	240.65	307.87	209.66	186.80	117.46	256.75	364.52	370.01	268.55
Bahawalpur	232.70	226.87	284.33	260.32	237.83	233.42	192.88	170.80	176.20	241.51	328.32	293.97	227.01
Karachi	209.52	228.62	316.66	245.08	164.33	304.17	217.07	169.51	135.31	202.89	215.62	296.43	266.48
Hyderabad	201.76	228.56	296.94	213.77	159.37	196.31	195.20	171.97	132.14	190.64	295.40	257.09	239.05
Sukkur	212.46	223.09	288.87	246.67	178.22	209.09	171.30	168.92	164.71	184.63	380.28	321.45	220.45
Larkana	235.29	238.70	283.38	243.72	224.62	231.80	288.91	179.51	137.98	185.09	269.09	311.75	355.67
Peshawar	220.13	227.70	315.36	276.87	187.47	233.45	238.79	196.73	129.24	215.89	315.56	257.61	292.72
Bannu	227.28	232.17	341.03	217.82	234.57	233.09	188.47	165.32	121.12	209.32	247.11	326.11	293.28
Quetta	209.35	225.46	294.51	197.13	205.35	189.79	196.69	171.51	123.95	176.24	219.18	235.32	213.15
Khuzdar	218.53	230.48	297.16	251.15	169.07	262.75	234.03	171.88	136.19	185.25	286.61	456.70	235.35

**7.7 Combined Consumer Price Index Numbers by Income Groups/City
and Commodity Groups for all Centers Covered in CPI
October, 2017
(2007-2008=100)**

Cities	General	Food and non-alcoholic Beverages	Alcoholic Beverages, Tobacco	Clothing and footwear	Housing, water, Elec., Gas and other fuels	Furnishing and household equipment maintenance	Health	Transport	Communication	Recreation and culture	Education	Restaurants and hotels	Misc. goods and services	
Rawalpindi	01	236.87	244.12	291.07	263.64	224.16	246.32	274.00	194.15	123.55	214.23	321.80	292.82	270.34
Islamabad	02	226.83	244.76	288.43	262.40	182.55	250.59	259.00	198.22	130.10	207.98	476.38	272.23	270.08
Attock	03	214.67	227.34	289.69	248.03	163.56	237.41	211.75	187.13	122.24	191.59	349.11	324.13	286.12
Jhelum	04	215.71	232.36	292.85	256.58	191.14	223.90	204.65	178.57	126.86	227.45	250.60	275.85	227.72
Lahore	05	205.36	239.03	291.80	231.00	157.02	250.40	206.98	164.43	119.76	211.05	277.93	254.62	300.28
Sahiwal	06	244.78	245.36	288.75	304.20	238.17	227.01	235.97	176.76	136.98	212.88	372.67	303.59	260.88
Gujranwala	07	207.03	224.27	296.13	212.87	196.72	210.82	172.22	157.86	127.57	210.78	160.92	250.73	221.07
Wazirabad	08	214.89	234.99	297.97	218.02	201.12	205.44	179.90	157.63	128.37	215.26	162.28	250.28	201.28
Sialkot	09	205.57	226.04	296.20	189.79	196.36	185.31	175.12	165.17	135.00	265.95	201.33	222.38	198.74
Faisalabad	10	219.50	232.16	294.72	214.75	221.93	207.53	199.45	161.09	126.42	212.69	238.87	268.96	252.36
Jhang	11	232.88	234.21	306.02	330.10	211.14	242.33	267.98	174.07	137.53	221.34	205.65	285.51	233.74
Multan	12	210.92	228.19	306.66	212.67	198.79	198.38	181.59	167.02	139.18	213.94	239.09	238.01	224.81
Muzaffargarh	13	216.53	233.80	289.93	235.77	190.89	204.87	186.38	164.27	143.44	224.94	198.10	279.36	234.18
D. G. Khan	14	228.25	236.44	307.12	275.71	235.52	227.01	207.13	158.05	123.10	199.17	124.01	271.66	214.27
Vehari	15	220.36	234.05	305.18	226.36	219.91	217.28	174.45	159.02	132.19	217.58	236.78	282.00	253.09
Sargodha	16	236.05	234.76	292.72	225.41	240.65	307.87	209.66	186.80	117.46	256.75	364.52	370.01	268.55
Mianwali	17	252.64	245.70	292.04	193.77	320.54	223.15	202.46	164.46	108.49	257.08	389.66	262.75	267.47
Bahawalpur	18	232.70	226.87	284.33	260.32	237.83	233.42	192.88	170.80	176.20	241.51	328.32	293.97	227.01
Bahawalnagar	19	231.57	240.11	304.39	278.93	222.13	269.01	198.91	163.07	139.57	224.81	250.17	324.37	244.10
R. Y. Khan	20	228.89	236.14	295.87	277.28	211.72	240.27	186.58	169.63	126.31	218.09	393.45	277.49	234.09
Karachi	21	209.52	228.62	316.66	245.08	164.33	304.17	217.07	169.51	135.31	202.89	215.62	296.43	266.48
Hyderabad	22	201.76	228.56	296.94	213.77	159.37	196.31	195.20	171.97	132.14	190.64	295.40	257.09	239.05
Nawabshah	23	252.43	254.82	331.08	293.16	208.33	243.50	236.41	166.59	138.77	165.27	617.44	324.45	421.78
Mirpukhas	24	216.30	237.93	298.14	215.85	186.33	194.12	185.74	169.66	114.88	173.16	323.95	327.66	239.12
Mithi	25	228.96	234.25	298.20	209.82	243.46	188.66	176.90	163.42	112.87	153.16	348.26	296.84	267.00
Sukkur	26	212.46	223.09	288.87	246.67	178.22	209.09	171.30	168.92	164.71	184.63	380.28	321.45	220.45
Larkana	27	235.29	238.70	283.38	243.72	224.62	231.80	288.91	179.51	137.98	185.09	269.09	311.75	355.67
Dadu	28	220.18	247.43	302.46	224.71	177.28	220.00	179.79	168.73	120.54	176.08	452.03	258.52	215.68
Peshawar	29	220.13	227.70	315.36	276.87	187.47	233.45	238.79	196.73	129.24	215.89	315.56	257.61	292.72
Mardan	30	250.35	228.28	348.82	301.44	257.70	227.49	220.51	203.41	126.77	244.37	531.15	275.08	321.24
Abbottabad	31	229.51	238.21	287.69	287.42	169.85	323.81	255.70	216.42	147.43	230.06	290.21	290.92	252.23
Bannu	32	227.28	232.17	341.03	217.82	234.57	233.09	188.47	165.32	121.12	209.32	247.11	326.11	293.28
D. I. Khan	33	228.62	239.45	320.48	218.88	240.95	212.50	196.53	156.86	112.78	168.98	399.84	258.55	230.03
Mingora	34	245.54	238.50	339.03	294.77	210.65	237.79	291.56	196.06	131.50	235.41	376.02	338.63	495.37
Quetta	35	209.35	225.46	294.51	197.13	205.35	189.79	196.69	171.51	123.95	176.24	219.18	235.32	213.15
Turbat	36	233.74	212.38	336.17	204.77	303.81	221.36	205.34	149.92	118.94	147.82	259.80	317.12	247.32
Gawadar	37	216.37	223.70	270.57	212.13	210.49	211.82	222.14	143.90	109.28	119.98	345.68	392.21	244.39
Loralai	38	239.07	244.03	350.52	240.97	253.16	205.69	218.01	175.94	120.85	207.74	219.89	358.31	261.28
Khuzdar	39	218.53	230.48	297.16	251.15	169.07	262.75	234.03	171.88	136.19	185.25	286.61	456.70	235.35
D. M. Jamali	40	230.38	252.56	355.38	210.44	199.84	227.28	217.07	180.58	123.71	160.63	236.66	299.84	224.21

7.8 Index Numbers of Wholesale Prices by Commodity Groups

Year / month	General	Agriculture Forestry & Fishery Product	Others & Minerals electricity gas & water	Food product Beverages & tobacco Textile Apparel & Leather Product	Other transportable Goods	Metal product Machinery & Equipment
--------------	---------	---	---	--	------------------------------	---

(2007-08=100)

2012-13	194.61	198.23	211.17	188.39	203.93	159.29
2013-14	158.88	165.52	163.62	156.11	162.99	132.02
2014-15	209.85	220.56	245.47	206.76	197.12	172.72
2015-16	207.64	226.43	244.24	213.58	171.21	171.46
2016-17	216.02	248.00	242.08	225.59	168.07	174.40
2016 Oct	214.53	247.04	242.01	224.34	165.08	172.38
Nov	214.07	242.47	242.44	225.93	165.19	174.10
Dec	213.76	240.83	242.61	224.74	167.14	174.28
2017 Jan	214.84	240.28	242.43	226.31	170.47	174.43
Feb	215.86	243.57	242.78	226.40	170.89	174.49
Mar	217.29	247.41	242.56	227.09	171.65	175.44
Apr	219.22	254.52	242.28	227.31	171.61	176.25
May	218.78	252.57	241.85	227.51	171.76	176.43
Jun	217.77	255.41	241.61	222.73	170.67	176.73
Jul	217.24	251.86	241.76	224.20	170.61	176.14
Aug	217.96	250.96	242.53	226.39	170.93	177.02
Sep	218.08	252.05	242.68	225.30	171.64	177.12
Oct	219.41	254.45	242.97	226.01	173.59	177.34

7.9 Index Numbers of Wholesale Prices by Commodities

Year/month	AGRICULTURE FORESTRY & FISHERY										
	Wheat	Maize	Rice	Sorghum/ Jowar	Millet/ Bajra	Vegetables	Fresh Fruits	Dry Fruits	Cotton Seeds	Other oil Seeds	Edible Roots Potatoes

(2007-08=100)

2012-13	188.52	174.74	165.42	211.29	177.02	216.66	216.05	181.47	168.92	177.67	162.82
2013-14	227.13	185.28	177.67	279.98	179.06	254.41	226.73	201.66	185.58	178.30	314.12
2014-15	209.29	191.65	172.20	300.13	173.82	255.40	245.60	227.30	208.86	179.03	314.37
2015-16	209.07	194.53	147.58	291.34	192.41	258.45	254.69	245.18	249.16	162.08	152.76
2016-17	208.21	193.44	154.49	244.45	180.10	280.77	264.68	241.41	268.07	178.77	227.85
2016 Oct	209.05	190.54	147.78	258.01	182.73	348.51	248.10	244.62	255.71	174.88	250.44
Nov	211.20	191.32	148.65	242.91	171.85	295.08	202.51	244.77	260.78	177.55	281.67
Dec	212.55	186.79	148.27	236.86	168.85	228.09	209.13	249.28	267.33	182.29	237.47
2017 Jan	214.17	186.37	153.30	236.93	167.74	203.45	221.77	242.90	266.81	189.43	171.38
Feb	215.69	187.42	157.46	235.79	168.08	211.37	230.94	241.74	267.94	181.39	164.46
Mar	215.36	188.80	158.39	252.72	166.48	228.79	266.14	237.76	273.72	181.57	193.76
Apr	208.27	196.14	161.46	237.62	168.81	309.16	302.55	237.07	274.20	182.29	196.74
May	199.84	193.75	164.78	211.32	160.16	244.61	319.44	236.56	277.04	181.57	232.84
Jun	197.88	194.40	166.29	211.32	163.48	241.83	362.37	236.63	277.99	181.04	271.09
Jul	196.73	187.91	167.90	213.13	160.62	285.60	314.93	237.06	280.36	182.82	273.56
Aug	194.17	189.41	168.81	209.74	157.16	296.47	284.12	233.30	278.51	182.82	256.16
Sep	196.01	191.42	168.67	211.96	160.05	400.21	253.92	235.18	260.12	185.96	271.48
Oct	200.05	191.03	169.62	216.04	160.38	431.44	257.11	243.99	260.64	190.07	266.89

Contd.

7.9 Index Numbers of Wholesale Prices by Commodities

Year/month	AGRICULTURE FORESTRY & FISHERY											
	Stimulant & spice crops	Pulses	Sugar crops	Fibre crops	Unmanufactured tobacco	Poultry	Milk from bovine animals	Eggs	Raw animal material / wool	Hides&fur skins wool	Fuel wood in logs	Fishes fresh or chilled
(2007-08=100)												
2012-13	184.68	204.81	267.92	193.56	171.49	178.40	213.81	191.02	138.84	139.08	215.48	191.11
2013-14	316.66	186.74	267.92	217.41	186.62	202.88	225.98	200.17	155.22	145.20	238.11	247.73
2014-15	350.96	207.90	277.32	172.23	213.88	193.98	249.87	204.51	173.19	155.20	252.59	270.19
2015-16	269.52	252.23	286.30	170.39	230.07	191.41	255.23	186.82	176.08	153.18	263.90	354.97
2016-17	222.16	290.65	275.16	209.16	271.01	183.11	266.08	209.31	175.73	120.95	272.97	460.20
2016 Oct	235.64	309.70	293.89	195.52	260.21	190.04	265.22	196.73	173.89	122.45	264.77	455.08
Nov	216.85	312.67	266.42	197.33	265.84	178.62	267.02	251.78	173.89	122.98	269.14	447.65
Dec	226.70	306.52	268.94	204.48	271.72	160.36	267.02	272.03	175.58	116.10	274.82	447.84
2017 Jan	221.64	294.48	268.94	207.18	274.91	157.27	268.18	257.22	177.44	113.78	277.01	446.03
Feb	224.40	271.33	268.94	216.97	277.88	169.47	266.07	229.04	178.30	105.67	277.01	466.43
Mar	218.25	262.14	268.94	219.67	277.89	217.22	266.07	173.47	177.63	106.49	279.63	466.06
Apr	211.77	266.68	268.94	219.01	279.24	223.38	268.56	169.58	177.28	107.72	279.63	467.04
May	208.56	269.80	268.94	218.63	290.42	205.02	268.56	178.14	176.86	106.42	279.63	466.43
Jun	221.79	266.71	268.94	219.02	291.25	192.50	268.56	182.17	176.22	106.42	279.63	466.43
Jul	243.03	266.22	268.94	204.44	290.76	201.12	268.56	191.56	173.80	102.78	279.63	463.98
Aug	269.90	263.31	268.94	204.58	290.62	190.18	269.94	199.48	172.91	100.98	279.63	463.98
Sep	294.09	263.85	268.94	199.67	293.30	226.19	269.94	204.41	172.91	98.57	279.63	440.36
Oct	292.37	263.60	268.94	198.59	296.90	178.79	272.70	213.03	173.18	103.25	282.69	450.77

Contd.

7.9 Index Numbers of Wholesale Prices by Commodities

Year/Month	ORES/MINERALS, GAS & ELECT.				FOOD, BEVERAGES, TOBACCO TEXTILE, APPAREL, LEATHER TEXTILE					
	Coal not Agglomerated	Natural Gas liquified	Salt pure sodium chloride	Electrical Energy	Meat of Animals	Vegetables & fruit Juices	Dried Fruits & Nuts	Fruits & Juices	Vegetable Oil Refined	Vegetable Ghee

(2007-08=100)

2012-13	209.81	197.43	175.78	226.10	228.80	186.93	219.33	158.67	157.94	141.75
2013-14	223.53	203.85	223.53	281.02	238.93	192.48	221.32	166.33	162.31	141.51
2014-15	223.53	202.94	247.76	292.89	257.56	197.17	226.22	172.75	159.75	132.06
2015-16	191.01	207.76	252.31	293.22	267.79	201.97	239.02	177.58	150.41	119.85
2016-17	154.51	209.55	245.12	288.00	282.23	216.85	255.25	181.49	153.08	124.63
2016 Oct	152.94	209.52	254.33	288.00	279.82	209.83	240.98	183.53	151.00	123.35
Nov	155.29	210.34	231.97	288.00	279.82	211.47	250.67	184.03	151.24	123.44
Dec	155.29	210.67	235.45	288.00	280.41	214.03	261.81	179.33	152.35	125.82
2017 Jan	155.29	210.29	235.45	288.00	282.02	222.28	264.94	179.58	152.91	126.00
Feb	155.29	210.99	238.53	288.00	279.49	223.21	264.08	179.72	154.12	126.40
Mar	155.29	210.52	240.26	288.00	283.49	223.21	264.08	179.97	154.86	126.57
Apr	155.29	209.92	242.00	288.00	287.03	223.21	263.49	180.42	155.05	126.45
May	155.29	208.89	254.38	288.00	288.83	223.21	267.71	181.68	154.94	126.11
Jun	155.29	208.46	246.13	288.00	291.67	224.14	268.30	181.82	155.51	126.16
Jul	155.29	208.82	242.77	288.00	294.10	223.38	268.30	181.83	155.56	126.24
Aug	155.29	210.37	248.46	288.00	303.71	223.38	263.87	182.38	155.87	126.04
Sep	155.29	210.69	248.46	288.00	304.31	224.22	268.09	182.36	154.86	125.89
Oct	155.29	211.29	248.46	288.00	306.11	224.22	269.70	182.53	155.12	125.78

Contd.

7.9 Index Numbers of Wholesale Prices by Commodities

Year/month	FOOD, BEVERAGES, TOBACCO TEXTILE, APPAREL, LEATHER TEXTILE												
	Oil cakes	Processed Liquid Milk	Milk & cream in solid form	Ice cream	Dairy Product N.E.C	Wheat Flour	Other cereal Flour	Sugar Refined	Choco late	Sugar Confectionary	Coffee & Tea	Spices	Other Food Product

(2007-08=100)

2012-13	166.19	207.70	171.54	172.43	207.02	172.24	194.72	201.93	99.19	101.34	203.24	279.84	319.16
2013-14	191.83	211.76	196.23	210.37	220.93	205.78	139.04	206.98	99.19	102.28	215.49	193.08	308.00
2014-15	203.54	243.81	219.96	219.91	239.23	198.20	149.19	217.88	99.19	103.59	192.27	189.96	295.24
2015-16	213.66	248.23	218.49	223.59	246.04	196.65	233.09	237.16	100.75	118.70	242.82	189.17	292.27
2016-17	229.42	258.73	219.63	243.11	252.64	194.74	288.67	242.70	99.77	125.99	243.24	190.21	293.92
2016 Oct	226.38	257.57	220.59	238.04	249.21	194.90	307.94	262.43	99.45	128.15	230.56	190.17	293.85
Nov	227.22	257.57	220.54	238.04	252.52	196.86	327.54	272.80	99.45	128.15	232.40	190.38	293.85
Dec	229.61	257.57	218.90	238.04	252.95	196.85	328.97	235.83	100.00	128.44	240.04	190.44	293.85
2017 Jan	230.47	257.57	219.07	238.04	254.27	197.36	318.36	244.78	100.00	128.44	241.34	190.41	293.85
Feb	225.71	257.27	219.31	238.04	254.42	197.50	269.57	235.50	100.00	128.44	244.86	190.46	293.85
Mar	226.58	262.24	218.15	245.21	254.42	197.79	250.54	223.81	100.00	128.44	254.52	190.42	293.85
Apr	229.75	262.24	218.15	245.21	254.71	194.97	242.58	221.44	100.00	128.44	256.18	190.30	293.85
May	227.54	264.31	218.36	261.28	255.13	191.32	252.55	214.13	100.00	128.44	264.11	189.72	294.51
Jun	227.93	266.86	219.35	261.28	258.19	189.57	247.19	210.04	100.00	128.44	263.86	189.72	294.01
Jul	229.39	279.71	221.77	266.02	269.53	188.03	236.55	203.39	100.00	128.44	261.18	189.72	294.01
Aug	228.42	282.01	222.44	266.02	268.85	186.18	226.59	221.26	100.00	128.44	258.68	199.08	294.50
Sep	218.98	282.01	224.00	266.02	268.85	187.13	227.95	209.70	100.00	128.44	255.28	201.92	294.50
Oct	222.38	284.79	224.08	266.02	264.15	189.87	226.42	204.64	100.00	128.44	253.21	202.06	294.50

Contd.

7.9 Index number of wholesale prices by commodities

Year/month	FOOD, BEVERAGES, TOBACCO TEXTILE, APPAREL, LEATHER TEXTILE									
	Mineral Water	Beverages	Tobacco Product	Cotton Yarn	Nylon Yarn	Blended Yarn	Woven Fabrics	Cotton Fabrics	Other Fabrics	Silk & Reyon Fabrics
(2007-08=100)										
2012-13	168.78	137.45	208.80	208.38	181.46	193.63	196.76	175.90	166.96	152.04
2013-14	182.07	151.87	246.42	213.03	178.22	198.57	222.82	189.15	182.16	161.87
2014-15	186.75	170.90	296.01	180.86	157.07	189.75	247.06	199.86	207.66	177.39
2015-16	190.57	172.11	378.88	173.44	147.60	180.47	270.86	203.54	218.26	187.05
2016-17	197.93	172.31	429.82	198.86	144.76	180.50	299.85	209.64	224.71	189.20
2016 Oct	197.57	172.33	435.03	191.17	143.99	179.64	286.46	209.09	224.29	190.96
Nov	197.57	172.33	435.03	191.63	143.99	179.94	286.46	209.09	224.94	191.76
Dec	198.57	172.33	435.03	194.35	143.99	180.58	310.72	209.34	224.40	189.21
2017 Jan	198.57	172.33	445.85	196.95	143.99	180.91	310.72	209.34	224.40	188.10
Feb	198.57	172.33	445.85	203.06	143.99	181.06	310.72	209.30	224.40	186.55
Mar	198.57	172.33	445.85	203.06	143.99	182.33	310.72	209.30	224.40	186.55
Apr	198.57	172.33	445.85	203.06	143.99	182.78	310.72	209.95	224.40	186.55
May	198.57	172.03	445.85	203.16	143.99	182.28	316.28	211.60	227.16	188.89
Jun	198.57	172.03	318.37	203.44	143.99	182.11	316.28	211.60	227.16	188.89
Jul	199.51	172.92	318.37	202.68	143.99	182.65	316.28	211.33	227.16	188.89
Aug	199.51	172.85	318.37	202.49	143.99	183.38	316.28	211.33	227.16	188.89
Sep	206.35	172.85	318.37	201.61	143.99	183.55	316.28	211.47	227.16	188.14
Oct	208.51	172.85	318.37	202.18	143.99	184.65	316.28	211.50	227.16	188.14

Contd.

7.9 Index number of wholesale prices by commodities

Year / month	FOOD, BEVERAGES, TOBACCO TEXTILE, APPAREL, LEATHER TEXTILE										
	Towels	Blankets	Bedsheet	Quilt	Woolen Carpets	Synthetic Carpets	Hosiery Product	Ready made Garments	Leather without Hairs	Other Leather N.E.C	Foot wears
(2007-08=100)											
2012-13	202.34	179.22	201.81	150.78	106.55	116.43	176.65	137.23	111.60	130.47	134.42
2013-14	231.49	205.36	230.69	166.21	110.96	115.50	191.70	156.73	168.48	288.58	134.22
2014-15	257.45	230.50	249.94	187.32	130.72	124.64	212.44	184.42	215.90	221.91	134.22
2015-16	267.20	241.24	256.29	198.19	155.16	128.26	222.15	193.88	220.42	206.93	137.54
2016-17	271.92	246.60	256.73	198.19	193.95	129.82	236.13	199.46	222.98	207.31	145.05
2016 Oct	267.20	247.38	257.96	199.16	196.43	129.25	225.43	200.44	221.97	207.31	145.51
Nov	271.17	247.52	257.96	203.79	196.43	129.25	241.05	200.44	229.40	207.31	145.51
Dec	271.17	247.52	257.96	203.79	196.43	129.25	241.83	201.70	226.61	207.31	145.51
2017 Jan	271.17	247.52	256.07	203.79	196.43	129.25	241.83	199.15	221.97	207.31	145.51
Feb	276.14	247.38	256.07	203.79	196.43	129.25	241.83	199.15	221.97	207.31	145.51
Mar	276.14	247.52	256.07	203.79	196.43	130.95	241.83	196.08	221.97	207.31	145.51
Apr	276.14	247.52	256.07	203.79	196.43	130.95	241.83	197.19	221.97	207.31	145.51
May	276.14	247.52	256.87	203.79	196.43	130.95	243.31	197.19	221.97	207.31	145.51
Jun	276.14	247.52	256.87	203.79	196.43	130.95	243.31	201.37	221.97	207.31	145.51
Jul	276.14	247.52	256.87	208.42	196.43	130.95	243.31	201.37	221.97	207.31	145.51
Aug	276.14	247.52	256.87	208.42	196.43	130.95	243.31	201.37	221.97	207.31	145.51
Sep	276.14	247.52	256.87	213.05	196.43	130.95	243.31	201.37	221.97	207.31	145.51
Oct	276.14	247.38	256.87	222.32	196.43	130.95	244.11	201.37	221.97	207.31	145.51

Contd.

7.9 Index number of wholesale prices by commodities

Year/month	OTHER TRANSPORTABLE GOODS												
	Timber	Printing Paper	Hard Board	Coke	Motor Sprit	Diesel Oil	Kerosine Oil	Furnace Oil	Mobile Oil	Chemicals	Dying Materials	Fertilizers	Pesticides
(2007-08=100)													
2012-13	149.51	158.66	193.63	163.45	168.70	257.74	260.42	177.08	183.78	154.14	105.42	261.38	195.99
2013-14	170.36	169.84	220.14	163.45	184.99	271.23	283.49	176.90	194.20	171.90	115.91	266.33	227.17
2014-15	195.72	167.58	218.10	163.45	147.81	214.81	228.04	132.51	201.20	196.13	145.04	272.04	281.42
2015-16	214.44	163.34	199.14	163.45	120.71	157.60	137.91	70.22	198.20	184.23	146.55	267.53	310.85
2016-17	225.62	166.07	212.50	163.45	115.52	149.70	115.81	93.94	197.45	174.85	146.55	219.37	306.54
2016 Oct	224.68	164.90	197.92	163.45	108.54	144.34	115.11	85.40	195.35	177.41	146.55	221.56	308.79
Nov	224.68	164.90	197.92	163.45	108.54	144.34	115.11	92.32	195.35	175.41	146.55	216.35	308.75
Dec	225.41	165.63	220.83	163.45	111.92	147.31	115.11	96.87	196.91	175.83	146.55	215.07	304.43
2017 Jan	225.41	165.63	220.83	163.45	115.01	149.57	115.49	108.68	196.91	177.81	146.55	215.39	304.43
Feb	225.41	165.63	220.83	163.45	120.40	153.09	115.11	105.61	196.91	170.99	146.55	215.96	304.43
Mar	226.13	165.63	220.83	163.45	123.29	155.81	117.12	104.67	196.91	170.99	146.55	216.49	304.43
Apr	231.53	173.54	220.83	163.45	124.98	156.91	117.12	98.59	200.49	170.99	146.55	218.31	304.43
May	231.53	165.63	220.83	163.45	124.98	156.91	117.12	99.91	201.29	173.01	146.55	218.85	304.43
Jun	231.53	165.67	220.83	163.45	122.95	155.08	117.12	98.32	201.29	172.93	146.55	216.40	304.43
Jul	231.53	166.11	220.83	163.45	120.42	153.43	117.12	97.35	201.29	177.88	146.55	215.02	306.06
Aug	231.53	166.40	225.00	163.45	117.38	150.68	117.12	101.72	201.29	180.49	146.55	215.94	306.06
Sep	231.53	166.60	225.00	163.45	120.76	150.68	117.12	103.94	201.29	180.05	146.55	216.26	306.92
Oct	231.53	166.31	225.00	163.45	124.14	155.86	127.80	110.73	200.23	177.12	146.55	216.49	306.92

Contd.

7.9 Index number of wholesale prices by commodities

Year / month	OTHER TRANSPORTABLE GOODS												
	Insecticides	Paints & Varnishes	Medicines	Soaps & Detergent	Auto Tyers	Plastic Products	Glass Sheets	Other Glass Articles	Ceramics & Sanitary	Bricks Blocks & Tiles	Cement	Bed Foams	Matches
(2007-08=100)													
2012-13	120.85	237.85	138.59	167.01	180.56	193.02	192.56	199.82	158.32	176.20	185.77	141.29	132.57
2013-14	143.37	260.43	139.76	180.26	185.96	201.16	207.04	212.10	182.46	193.91	203.42	148.32	143.20
2014-15	160.37	285.05	144.94	178.53	190.42	216.58	220.72	234.52	213.29	206.14	208.01	154.60	146.44
2015-16	135.83	295.05	151.50	176.76	188.83	228.68	231.30	247.70	226.84	215.66	206.72	161.34	162.62
2016-17	139.49	295.34	170.26	189.10	178.50	226.65	281.84	306.65	233.70	219.60	214.45	165.54	165.53
2016 Oct	135.58	295.36	168.17	187.54	181.83	228.35	282.43	299.07	233.48	218.83	212.72	160.50	162.62
Nov	135.98	295.36	168.53	187.81	177.38	225.73	283.21	299.07	234.18	219.15	212.63	164.33	162.62
Dec	138.00	296.43	168.57	190.20	176.87	225.73	297.20	305.47	234.18	219.02	213.07	167.17	162.62
2017 Jan	141.62	296.43	173.72	190.99	176.87	225.73	297.20	306.37	234.18	219.28	217.11	168.33	165.53
Feb	143.12	296.43	173.83	191.29	177.07	225.73	297.20	307.95	234.18	219.99	218.23	167.17	165.53
Mar	143.92	294.51	174.85	191.21	177.07	225.88	298.97	312.91	233.92	220.98	216.71	170.83	165.53
Apr	142.02	294.51	174.00	191.21	177.07	225.88	298.97	317.24	233.92	220.73	216.55	170.00	171.36
May	141.71	294.51	174.00	191.14	177.07	225.88	298.97	317.24	233.92	220.73	214.78	170.00	171.36
Jun	141.88	294.51	174.00	191.14	177.07	225.88	298.97	317.24	233.92	220.73	215.12	170.00	171.36
Jul	139.64	294.51	174.14	191.20	177.07	225.88	298.97	317.24	232.65	221.24	220.11	170.33	171.36
Aug	142.41	294.56	174.94	191.20	177.07	225.88	298.97	317.24	232.65	221.50	221.52	170.33	171.36
Sep	141.98	298.67	176.72	191.45	177.07	225.88	298.97	317.24	232.65	221.69	221.52	170.33	171.36
Oct	138.62	299.42	176.89	191.45	177.07	225.88	298.97	317.24	232.65	222.47	217.15	170.33	171.36

Contd.

7.9 Index number of wholesale prices by commodities

Year/month	METAL PRODUCT MACHINERY & EQUIPMENT									
	Pig Iron	Steel Bars & Sheets	Pipe Fittings	Steel Products	Engine & Motors	Vacuum Pumps	Air Conditioners	Cultivators	Chuff Cutter	Tractors
(2007-08=100)										
2012-13	128.97	134.92	143.38	162.79	109.07	115.39	174.17	187.71	140.67	161.96
2013-14	128.97	140.15	163.38	169.47	109.07	115.39	180.79	215.46	146.36	188.81
2014-15	128.97	144.81	189.28	173.11	109.07	115.39	195.28	224.52	149.20	214.54
2015-16	128.97	128.59	193.28	175.40	109.14	115.24	200.41	219.76	149.20	207.71
2016-17	128.97	128.39	205.18	177.31	115.34	121.58	200.49	197.94	152.04	202.23
2016 Oct	128.97	120.20	193.63	177.06	109.24	114.95	201.18	190.66	149.20	201.75
Nov	128.97	126.37	193.63	177.38	128.30	133.32	201.18	190.66	153.46	201.75
Dec	128.97	127.05	203.49	177.38	116.98	123.69	199.33	190.66	153.46	201.75
2017 Jan	128.97	129.19	214.33	177.41	116.98	123.69	200.10	190.66	153.46	201.75
Feb	128.97	129.50	214.33	177.41	116.98	123.69	200.10	190.66	153.46	201.75
Mar	128.97	133.96	215.29	177.48	116.98	123.69	200.10	190.66	153.46	201.75
Apr	128.97	134.87	215.29	177.56	116.98	123.69	200.10	190.66	153.46	201.75
May	128.97	135.13	215.66	177.56	116.98	123.69	200.10	190.66	153.46	201.75
Jun	128.97	136.91	215.66	177.56	116.98	123.69	200.10	190.66	153.46	201.75
Jul	128.97	137.44	215.66	177.56	116.98	123.69	200.10	190.66	153.46	201.75
Aug	128.97	138.48	215.66	177.56	116.98	123.69	200.10	190.66	153.46	201.75
Sep	128.97	138.84	215.66	177.56	116.98	123.69	200.10	190.66	153.46	201.75
Oct	128.97	139.70	215.66	179.41	116.98	123.69	200.10	190.66	153.46	201.75

Contd.

7.9 Index number of wholesale prices by commodities

Year / month	METAL PRODUCT MACHINERY & EQUIPMENT								
	Lathe Machine	Concrete Mixer	Refrige Wash & Sew mach Iron	Electrical Wires	Lighting Equip-ments	Radio & Television	Motor Vehicles	Motor Cycles	Bicycles
(2007-08=100)									
2012-13	147.68	138.83	167.54	160.01	147.57	127.52	170.90	125.06	177.20
2013-14	186.40	138.83	188.44	173.65	163.03	126.49	179.74	125.61	181.58
2014-15	208.81	138.83	197.51	186.83	166.63	126.49	182.92	127.07	184.24
2015-16	208.81	138.83	199.91	194.12	167.74	127.36	184.05	125.89	185.97
2016-17	234.57	138.83	207.81	201.10	171.45	140.01	190.70	125.89	187.75
2016 Oct	241.06	138.83	204.00	195.19	171.92	140.42	191.39	125.89	187.65
Nov	241.06	138.83	204.01	200.83	172.50	140.42	191.39	125.89	188.81
Dec	241.06	138.83	207.15	204.51	172.50	140.42	191.39	125.89	187.65
2017 Jan	241.06	138.83	207.15	204.51	170.73	140.42	191.39	125.89	187.65
Feb	241.06	138.83	207.15	204.51	170.73	140.42	191.39	125.89	187.65
Mar	241.06	138.83	208.84	204.51	170.73	140.42	191.39	125.89	187.65
Apr	241.06	138.83	213.78	204.51	170.73	140.42	191.39	125.89	187.65
May	241.06	138.83	214.75	204.51	170.73	140.42	191.39	125.89	187.65
Jun	241.06	138.83	214.85	204.51	170.73	140.42	195.36	125.89	187.65
Jul	241.06	138.83	214.93	205.92	170.73	140.42	195.36	125.89	185.81
Aug	241.06	138.83	214.97	205.92	170.73	140.42	195.36	125.89	187.65
Sep	241.06	138.83	214.97	205.92	170.98	140.42	195.36	125.89	187.65
Oct	241.06	138.83	214.97	205.92	170.98	140.42	195.36	125.89	187.65

7.10 Intercity Wholesale Prices of Selected Commodities

Group/Commodity/Item Specification	Unit	City	Prices (Rs.)			% Change in October, 2017 Over	
			Oct., 2017	Sept., 2017	Oct., 2016	Sept., 2017	Oct., 2016
1. Agriculture Forestry & Fishery							
001. Wheat							
0111201. WHEAT AVG. QLTY.	100 KG.	LAH	3025.00	3025.00	3362.50	0.00	-10.04
		FAS	3187.50	3050.00	3275.00	4.51	-2.67
		RAW	3350.00	3325.00	3425.00	0.75	-2.19
		MUL	2975.00	2975.00	3190.00	0.00	-6.74
		GUJ	3100.00	3100.00	3400.00	0.00	-8.82
		SAH	2775.00	2775.00	3156.50	0.00	-12.09
		SAR	3050.00	2900.00	3185.00	5.17	-4.24
		SKT	3250.00	3250.00	3500.00	0.00	-7.14
		BPR	3112.50	2975.00	3212.50	4.62	-3.11
		GJT	3175.00	3175.00	3350.00	0.00	-5.22
		KSR	3012.50	3012.50	3312.50	0.00	-9.06
		KAR	3450.00	3400.00	3600.00	1.47	-4.17
		HYD	3250.00	3120.00	3340.00	4.17	-2.69
		SKR	3250.00	3125.00	3400.00	4.00	-4.41
		LRK	3250.00	3125.00	3125.00	4.00	4.00
		MPK	3100.00	2875.00	3000.00	7.83	3.33
		NWB	3200.00	3200.00	3000.00	0.00	6.67
		PSH	3000.00	2900.00	3160.00	3.45	-5.06
		BNU	3100.00	3100.00	3300.00	0.00	-6.06
002. Maize							
0112201. MAIZE AVG. QLTY.	40 KG.	LAH	875.00	875.00	875.00	0.00	0.00
		FAS	962.50	962.50	925.00	0.00	4.05
		RAW	1187.50	1187.50	1187.50	0.00	0.00
		SAR	1500.00	1500.00	1600.00	0.00	-6.25
		KSR	875.00	875.00	825.00	0.00	6.06
		KAR	1420.00	1420.00	1500.00	0.00	-5.33
		HYD	1150.00	1150.00	1125.00	0.00	2.22
		PSH	920.00	944.00	912.00	-2.54	0.88
		BNU	1400.00	1400.00	1400.00	0.00	0.00
		QTA	1480.00	1480.00	1390.00	0.00	6.47
003. Rice							
0113201. RICE BASMATI SUP. QLTY.	40 KG.	LAH	4300.00	4300.00	3560.00	0.00	20.79
		FAS	4100.00	4100.00	2850.00	0.00	43.86
		RAW	5100.00	5100.00	4725.00	0.00	7.94
		MUL	3950.00	3700.00	3150.00	6.76	25.40
		GUJ	4200.00	4200.00	3050.00	0.00	37.70
		SKT	4000.00	3840.00	3100.00	4.17	29.03
		KAR	4900.00	4900.00	3960.00	0.00	23.74
		HYD	5550.00	4450.00	3750.00	24.72	48.00
		MPK	4400.00	5000.00	3600.00	-12.00	22.22
		PSH	4600.00	4600.00	3350.00	0.00	37.31
		MNG	4200.00	4200.00	3050.00	0.00	37.70
		QTA	5200.00	5200.00	4800.00	0.00	8.33
0113202. RICE BASMATI BROKEN AVG. QLTY.	40 KG.	LAH	2250.00	2250.00	1960.00	0.00	14.80
		RAW	3050.00	3050.00	2825.00	0.00	7.96
		GUJ	1900.00	1900.00	1900.00	0.00	0.00
		SAH	2600.00	2600.00	1625.00	0.00	60.00
		SKT	1825.00	1750.00	1800.00	4.29	1.39
		BPR	2250.00	2250.00	2000.00	0.00	12.50
		GJT	2000.00	2000.00	1800.00	0.00	11.11
		KSR	2250.00	2250.00	1975.00	0.00	13.92
		KAR	2540.00	2500.00	1950.00	1.60	30.26
		HYD	2250.00	2250.00	1775.00	0.00	26.76
		SKR	2000.00	2000.00	2000.00	0.00	0.00
		LRK	2640.00	2640.00	2500.00	0.00	5.60

Contd.

7.10 Intercity Wholesale Prices of Selected Commodities

Group/Commodity/Item Specification	Unit	City	Prices (Rs.)			% Change in October, 2017 Over	
			Oct., 2017	Sept., 2017	Oct., 2016	Sept., 2017	Oct., 2016
		MPK	2100.00	2400.00	1520.00	-12.50	38.16
		PSH	2500.00	2500.00	1650.00	0.00	51.52
		BNU	1650.00	1650.00	1650.00	0.00	0.00
0113203. RICE IRRI-9 PUNJAB	40 KG.	QTA	3200.00	3200.00	2000.00	0.00	60.00
		LAH	1875.00	1875.00	1780.00	0.00	5.34
		FAS	1840.00	1840.00	1500.00	0.00	22.67
		RAW	2150.00	2150.00	2225.00	0.00	-3.37
		SAR	2000.00	2000.00	1700.00	0.00	17.65
		SKT	1600.00	1600.00	1600.00	0.00	0.00
		QTA	1600.00	1600.00	1360.00	0.00	17.65
0113204. RICE IRRI-6 SINDH	40 KG.	KAR	1460.00	1320.00	1320.00	10.61	10.61
		HYD	1625.00	1625.00	1325.00	0.00	22.64
		SKR	1440.00	1440.00	1440.00	0.00	0.00
		LRK	1360.00	1360.00	1360.00	0.00	0.00
		NWB	1800.00	1800.00	1800.00	0.00	0.00
		PSH	1800.00	1800.00	1550.00	0.00	16.13
		QTA	1440.00	1440.00	1080.00	0.00	33.33
004. Sorghum / Jowar							
0114201. JOWAR AVG. QLTY.	40 KG.	LAH	1075.00	1075.00	1550.00	0.00	-30.65
		FAS	862.50	862.50	1150.00	0.00	-25.00
		SAR	1575.00	1575.00	1675.00	0.00	-5.97
		GJT	1200.00	1200.00	1350.00	0.00	-11.11
		KAR	1420.00	1420.00	1500.00	0.00	-5.33
		HYD	1050.00	900.00	1325.00	16.67	-20.75
		PSH	1400.00	1388.00	1700.00	0.86	-17.65
005. Millet / Bajra							
0118201. BAJRA AVG. QLTY.	40 KG.	LAH	1075.00	1075.00	1175.00	0.00	-8.51
		FAS	950.00	950.00	962.50	0.00	-1.30
		SAR	1225.00	1225.00	1300.00	0.00	-5.77
		GJT	900.00	925.00	1000.00	-2.70	-10.00
		KAR	1080.00	1080.00	1340.00	0.00	-19.40
		HYD	1000.00	980.00	1150.00	2.04	-13.04
		PSH	1000.00	980.00	1310.00	2.04	-23.66
006. Vegetables							
0121301. CAULIFLOWER AVG. QLTY.	100 KG.	LAH	3850.00	0.00	3350.00	-----	14.93
		FAS	3500.00	0.00	4500.00	-----	-22.22
		MUL	5100.00	0.00	5250.00	-----	-2.86
		SKT	4000.00	0.00	5000.00	-----	-20.00
		KAR	4350.00	0.00	2700.00	-----	61.11
		SKR	3600.00	0.00	4500.00	-----	-20.00
		MPK	5500.00	0.00	5250.00	-----	4.76
		PSH	3750.00	0.00	3100.00	-----	20.97
		QTA	4600.00	0.00	4200.00	-----	9.52
0122201. CUCUMBER (KHEERA) AVG. QLTY.	100 KG.	LAH	3350.00	3550.00	3900.00	-5.63	-14.10
		FAS	3500.00	4500.00	4750.00	-22.22	-26.32
		RAW	5350.00	5350.00	6150.00	0.00	-13.01
		MUL	4500.00	3800.00	5250.00	18.42	-14.29
		GUJ	4000.00	5000.00	4000.00	-20.00	0.00
		SAR	4175.00	4250.00	7250.00	-1.76	-42.41
		SKT	4000.00	7500.00	7000.00	-46.67	-42.86
		KAR	2650.00	2650.00	2300.00	0.00	15.22
		HYD	3500.00	3500.00	5000.00	0.00	-30.00
		SKR	4000.00	4000.00	5500.00	0.00	-27.27
		PSH	4000.00	4000.00	4650.00	0.00	-13.98
		BNU	4750.00	4000.00	6000.00	18.75	-20.83
		QTA	3600.00	4400.00	3200.00	-18.18	12.50
0122401. TOMATOES AVG. QLTY.	40 KG.	LAH	2750.00	1950.00	1475.00	41.03	86.44

Contd.

7.10 Intercity Wholesale Prices of Selected Commodities

Group/Commodity/Item Specification	Unit	City	Prices (Rs.)			% Change in October, 2017 Over	
			Oct., 2017	Sept., 2017	Oct., 2016	Sept., 2017	Oct., 2016
		FAS	3000.00	2800.00	2100.00	7.14	42.86
		RAW	2750.00	2050.00	2025.00	34.15	35.80
		MUL	3400.00	2900.00	1750.00	17.24	94.29
		GUJ	3200.00	2850.00	2200.00	12.28	45.45
		SAH	4200.00	5400.00	2030.00	-22.22	106.90
		SAR	3415.00	2980.00	1764.00	14.60	93.59
		SKT	3200.00	4000.00	1600.00	-20.00	100.00
		BPR	3680.00	3920.00	1880.00	-6.12	95.74
		GJT	3200.00	3000.00	2100.00	6.67	52.38
		KAR	2200.00	1740.00	1160.00	26.44	89.66
		HYD	3100.00	1700.00	1900.00	82.35	63.16
		SKR	3600.00	2400.00	1600.00	50.00	125.00
		LRK	4000.00	2400.00	2800.00	66.67	42.86
		MPK	5100.00	2600.00	1450.00	96.15	251.72
		PSH	2500.00	1800.00	950.00	38.89	163.16
		BNU	2800.00	1650.00	1600.00	69.70	75.00
		MNG	2665.00	1800.00	1400.00	48.06	90.36
		QTA	3400.00	1600.00	1280.00	112.50	165.63
0124101. TURNIP AVG. QLTY.	100 KG.	LAH	3300.00	0.00	3350.00	-----	-1.49
		FAS	3500.00	0.00	3500.00	-----	0.00
		RAW	4900.00	0.00	5750.00	-----	-14.78
		MUL	3300.00	0.00	3500.00	-----	-5.71
		SKT	5000.00	0.00	8000.00	-----	-37.50
		KAR	4100.00	0.00	2900.00	-----	41.38
		SKR	2400.00	0.00	2400.00	-----	0.00
		PSH	4000.00	0.00	2550.00	-----	56.86
		MNG	3000.00	0.00	4000.00	-----	-25.00
		QTA	2600.00	0.00	3200.00	-----	-18.75
0124201. GARLIC	40 KG.	LAH	4700.00	4900.00	9100.00	-4.08	-48.35
		FAS	4650.00	4300.00	9250.00	8.14	-49.73
		RAW	5775.00	7100.00	8900.00	-18.66	-35.11
		SAR	6050.00	6050.00	10935.00	0.00	-44.67
		SKT	5600.00	6000.00	11200.00	-6.67	-50.00
		GJT	5200.00	5600.00	10800.00	-7.14	-51.85
		KAR	4200.00	4840.00	9000.00	-13.22	-53.33
		HYD	5000.00	5000.00	9800.00	0.00	-48.98
		SKR	5600.00	6800.00	10000.00	-17.65	-44.00
		PSH	5200.00	5600.00	9600.00	-7.14	-45.83
		MNG	3600.00	5200.00	10400.00	-30.77	-65.38
		QTA	7600.00	8000.00	9600.00	-5.00	-20.83
0124301. ONIONS DRY AVG. QLTY.	40 KG.	LAH	2450.00	1850.00	845.00	32.43	189.94
		FAS	3800.00	3800.00	720.00	0.00	427.78
		RAW	2900.00	2900.00	1077.50	0.00	169.14
		MUL	3300.00	2200.00	520.00	50.00	534.62
		GUJ	2100.00	2100.00	700.00	0.00	200.00
		SAH	3400.00	3500.00	907.50	-2.86	274.66
		SAR	2620.00	2135.00	610.00	22.72	329.51
		SKT	4900.00	5600.00	1000.00	-12.50	390.00
		BPR	3000.00	3300.00	940.00	-9.09	219.15
		GJT	2800.00	2800.00	800.00	0.00	250.00
		KSR	2650.00	1750.00	910.00	51.43	191.21
		KAR	2300.00	3100.00	440.00	-25.81	422.73
		HYD	2350.00	2200.00	568.75	6.82	313.19
		SKR	2400.00	4000.00	480.00	-40.00	400.00
		LRK	2880.00	2800.00	1200.00	2.86	140.00
		MPK	2400.00	2400.00	600.00	0.00	300.00
		NWB	1975.00	1575.00	1100.00	25.40	79.55

Contd.

7.10 Intercity Wholesale Prices of Selected Commodities

Group/Commodity/Item Specification	Unit	City	Prices (Rs.)			% Change in October, 2017 Over	
			Oct., 2017	Sept., 2017	Oct., 2016	Sept., 2017	Oct., 2016
0124901. RADDISH AVG. QLTY.	100 KG.	PSH	2800.00	2850.00	1050.00	-1.75	166.67
		BNU	2800.00	2000.00	1000.00	40.00	180.00
		MNG	3085.00	3600.00	1000.00	-14.31	208.50
		QTA	1500.00	1500.00	880.00	0.00	70.45
		RAW	3350.00	3800.00	4250.00	-11.84	-21.18
		MUL	3250.00	4200.00	2200.00	-22.62	47.73
		GUJ	5000.00	5000.00	1600.00	0.00	212.50
		SAR	3310.00	3215.00	3525.00	2.95	-6.10
		SKT	3500.00	5000.00	3000.00	-30.00	16.67
		KAR	1900.00	1900.00	1700.00	0.00	11.76
0124902. LADY FINGER AVG. QLTY.	100 KG.	MPK	5250.00	0.00	0.00	-----	-----
		PSH	2500.00	0.00	4000.00	-----	-37.50
		LAH	4650.00	4650.00	5550.00	0.00	-16.22
		FAS	3500.00	3500.00	5250.00	0.00	-33.33
		RAW	3950.00	3750.00	7350.00	5.33	-46.26
		MUL	4750.00	4250.00	5250.00	11.76	-9.52
		SKT	6000.00	6000.00	8250.00	0.00	-27.27
		KAR	7500.00	5750.00	3500.00	30.43	114.29
		SKR	5600.00	4400.00	4200.00	27.27	33.33
		PSH	4500.00	4000.00	5000.00	12.50	-10.00
0124903. TINDA AVG. QLTY.	100 KG.	BNU	6000.00	5000.00	6000.00	20.00	0.00
		QTA	7600.00	6000.00	7200.00	26.67	5.56
		LAH	5100.00	5100.00	6100.00	0.00	-16.39
		FAS	7500.00	7500.00	7500.00	0.00	0.00
		RAW	7900.00	5200.00	7350.00	51.92	7.48
		MUL	7750.00	6200.00	6500.00	25.00	19.23
		SKT	10000.00	10000.00	9000.00	0.00	11.11
		KAR	4350.00	5250.00	3100.00	-17.14	40.32
		SKR	4000.00	4000.00	3000.00	0.00	33.33
		MPK	6500.00	3250.00	4100.00	100.00	58.54
0124904. BRINJAL AVG. QLTY.	100 KG.	PSH	4500.00	5000.00	5000.00	-10.00	-10.00
		MNG	9525.00	3000.00	8000.00	217.50	19.06
		LAH	2950.00	2550.00	2375.00	15.69	24.21
		FAS	2500.00	1100.00	2250.00	127.27	11.11
		MUL	4250.00	2250.00	3250.00	88.89	30.77
		SAR	3160.00	2315.00	6150.00	36.50	-48.62
		SKT	4000.00	2000.00	3000.00	100.00	33.33
		KAR	1900.00	1350.00	1900.00	40.74	0.00
		SKR	2000.00	2400.00	2400.00	-16.67	-16.67
		MPK	1600.00	2250.00	2100.00	-28.89	-23.81
0124905. BOTTLE GOURD (LOKI)	100 KG.	PSH	2250.00	3000.00	3800.00	-25.00	-40.79
		BNU	2500.00	2000.00	4000.00	25.00	-37.50
		QTA	2600.00	2450.00	3200.00	6.12	-18.75
		LAH	3050.00	2450.00	4050.00	24.49	-24.69
		FAS	2500.00	1500.00	3500.00	66.67	-28.57
		RAW	3650.00	3250.00	5250.00	12.31	-30.48
		KAR	1900.00	1900.00	1100.00	0.00	72.73
		HYD	2800.00	2800.00	1200.00	0.00	133.33
		SKR	3200.00	3000.00	2400.00	6.67	33.33
		PSH	4000.00	4000.00	3500.00	0.00	14.29
0124906. KARELLA	100 KG.	BNU	3000.00	3000.00	3500.00	0.00	-14.29
		LAH	4250.00	4050.00	6850.00	4.94	-37.96
		FAS	6750.00	6500.00	6750.00	3.85	0.00
		RAW	11100.00	3512.50	7700.00	216.01	44.16
		SAR	5385.00	6350.00	8725.00	-15.20	-38.28
		KAR	2750.00	2750.00	2900.00	0.00	-5.17
HYD	4000.00	4000.00	1600.00	0.00	150.00		

Contd.

7.10 Intercity Wholesale Prices of Selected Commodities

Group/Commodity/Item Specification	Unit	City	Prices (Rs.)			% Change in October, 2017 Over	
			Oct., 2017	Sept., 2017	Oct., 2016	Sept., 2017	Oct., 2016
		SKR	5000.00	5000.00	5000.00	0.00	0.00
		PSH	5500.00	5000.00	4500.00	10.00	22.22
		BNU	6000.00	6000.00	7000.00	0.00	-14.29
007. Fresh Fruits							
0131201. BANANA AVG. QLTY.	DOZ.	LAH	60.00	62.50	44.50	-4.00	34.83
		FAS	40.00	42.50	37.50	-5.88	6.67
		RAW	52.50	72.50	57.50	-27.59	-8.70
		MUL	55.00	55.00	35.00	0.00	57.14
		GUJ	42.50	42.50	50.00	0.00	-15.00
		SKT	50.00	65.00	50.00	-23.08	0.00
		BPR	42.50	42.50	45.00	0.00	-5.56
		GJT	48.00	50.00	45.00	-4.00	6.67
		KAR	22.50	22.50	25.00	0.00	-10.00
		HYD	50.00	50.00	42.50	0.00	17.65
		SKR	40.00	40.00	30.00	0.00	33.33
		MPK	25.00	32.50	27.50	-23.08	-9.09
		PSH	55.00	55.00	47.50	0.00	15.79
		MNG	70.00	70.00	60.00	0.00	16.67
0131701. PAPAYA (PAPETA)	40 KG.	LAH	3550.00	3550.00	4050.00	0.00	-12.35
		KAR	1900.00	1700.00	2300.00	11.76	-17.39
		HYD	2400.00	2400.00	2400.00	0.00	0.00
		MPK	1600.00	1600.00	2400.00	0.00	-33.33
0133001. GRAPES (ANGOOR) AVG. QLTY.	40 KG.	LAH	6100.00	5650.00	4575.00	7.96	33.33
		RAW	4525.00	4650.00	3350.00	-2.69	35.07
		KAR	2900.00	4900.00	2900.00	-40.82	0.00
		HYD	6200.00	4450.00	4100.00	39.33	51.22
		SKR	4800.00	4250.00	3400.00	12.94	41.18
		PSH	3200.00	3200.00	3400.00	0.00	-5.88
		QTA	3600.00	3600.00	3200.00	0.00	12.50
0134401. STRAWBURY	40 KG.	LAH	4900.00	4900.00	2850.00	0.00	71.93
		RAW	5950.00	5950.00	4650.00	0.00	27.96
		KAR	5700.00	5700.00	4600.00	0.00	23.91
		SKR	4200.00	4200.00	2000.00	0.00	110.00
0135101. APPLE AVG. QLTY.	40 KG.	LAH	3550.00	3650.00	3880.00	-2.74	-8.51
		RAW	3100.00	3250.00	2275.00	-4.62	36.26
		MUL	3000.00	3000.00	2200.00	0.00	36.36
		KAR	2100.00	2600.00	1100.00	-19.23	90.91
		HYD	1900.00	2200.00	2500.00	-13.64	-24.00
		SKR	1333.00	2000.00	1600.00	-33.35	-16.69
		PSH	3000.00	3000.00	3100.00	0.00	-3.23
		MNG	2400.00	1847.50	3200.00	29.91	-25.00
		QTA	3200.00	3600.00	3040.00	-11.11	5.26
0135102. APPLE SUP. QLTY.	40 KG.	LAH	6350.00	6550.00	5250.00	-3.05	20.95
		RAW	7650.00	7650.00	6250.00	0.00	22.40
		GJT	4400.00	4800.00	4100.00	-8.33	7.32
		KAR	2700.00	3500.00	1900.00	-22.86	42.11
		PSH	4000.00	6000.00	4000.00	-33.33	0.00
		MNG	5090.00	2305.00	4000.00	120.82	27.25
		QTA	5200.00	5600.00	4040.00	-7.14	28.71
0135501. PEACH(AROO) AVG. QLTY.	40 KG.	LAH	3450.00	2850.00	4450.00	21.05	-22.47
		RAW	7450.00	4250.00	5150.00	75.29	44.66
		KAR	3100.00	3100.00	3900.00	0.00	-20.51
		PSH	2400.00	2400.00	3200.00	0.00	-25.00
		QTA	3600.00	3600.00	4240.00	0.00	-15.09
0135901. GUAVA AVG. QLTY.	40 KG.	LAH	1850.00	1650.00	2225.00	12.12	-16.85
		RAW	2225.00	2375.00	2725.00	-6.32	-18.35
		MUL	2500.00	2200.00	3000.00	13.64	-16.67

Contd.

7.10 Intercity Wholesale Prices of Selected Commodities

Group/Commodity/Item Specification	Unit	City	Prices (Rs.)			% Change in October, 2017 Over	
			Oct., 2017	Sept., 2017	Oct., 2016	Sept., 2017	Oct., 2016
0136101. WATER MELON	40 KG.	KAR	1500.00	2200.00	2500.00	-31.82	-40.00
		PSH	2400.00	2000.00	2800.00	20.00	-14.29
		LAH	1150.00	1000.00	780.00	15.00	47.44
		FAS	500.00	500.00	500.00	0.00	0.00
		RAW	825.00	825.00	1175.00	0.00	-29.79
		MUL	750.00	750.00	1200.00	0.00	-37.50
		KSR	950.00	950.00	860.00	0.00	10.47
		KAR	1800.00	980.00	880.00	83.67	104.55
0136102. MUSK MELON (SARDA/GARMA)	40 KG.	HYD	800.00	1200.00	950.00	-33.33	-15.79
		SKR	1000.00	800.00	400.00	25.00	150.00
		PSH	1100.00	1100.00	800.00	0.00	37.50
		QTA	700.00	700.00	760.00	0.00	-7.89
		LAH	2000.00	1800.00	2050.00	11.11	-2.44
		RAW	1975.00	1975.00	1525.00	0.00	29.51
		SKT	2400.00	1800.00	1000.00	33.33	140.00
		KAR	1300.00	1300.00	1900.00	0.00	-31.58
0136103. SWEET MELON (KHURBOZA)	40 KG.	PSH	1000.00	1000.00	1200.00	0.00	-16.67
		LAH	2100.00	1600.00	2050.00	31.25	2.44
		RAW	1950.00	1950.00	2175.00	0.00	-10.34
		KAR	1700.00	1700.00	1100.00	0.00	54.55
		HYD	1500.00	2000.00	2200.00	-25.00	-31.82
008. Dry Fruits							
0138101. ALMOND KAGZI(IN SHELL)AVG. QLTY.	40 KG.	LAH	21400.00	21400.00	21800.00	0.00	-1.83
		RAW	19400.00	19400.00	18400.00	0.00	5.43
		MUL	19250.00	19250.00	23500.00	0.00	-18.09
		KAR	25200.00	24400.00	27000.00	3.28	-6.67
		HYD	28000.00	28000.00	22000.00	0.00	27.27
		MPK	24000.00	24000.00	25500.00	0.00	-5.88
		PSH	21600.00	21600.00	21500.00	0.00	0.47
		MNG	22400.00	21200.00	21600.00	5.66	3.70
		QTA	20000.00	20000.00	20000.00	0.00	0.00
		0138401. CHHOARA (DRY DATES) AVG. QLTY.	40 KG.	LAH	3950.00	3950.00	3825.00
FAS	2250.00			2250.00	1750.00	0.00	28.57
RAW	3750.00			3750.00	3950.00	0.00	-5.06
MUL	3750.00			3350.00	3500.00	11.94	7.14
KAR	3380.00			3300.00	5400.00	2.42	-37.41
HYD	2800.00			2800.00	3400.00	0.00	-17.65
MPK	2000.00			1800.00	2000.00	11.11	0.00
PSH	2700.00			2400.00	3900.00	12.50	-30.77
0138501. PISTACHIO(WITHOUT SHELL)AVG. QLTY	40 KG.	BNU	3700.00	3700.00	3700.00	0.00	0.00
		LAH	68500.00	68500.00	81500.00	0.00	-15.95
		RAW	69125.00	69125.00	74500.00	0.00	-7.21
		MUL	72000.00	78000.00	69000.00	-7.69	4.35
		KAR	102000.00	102000.00	84000.00	0.00	21.43
		HYD	83000.00	82000.00	82000.00	1.22	1.22
		SKR	82000.00	82000.00	82000.00	0.00	0.00
		PSH	72000.00	72000.00	75000.00	0.00	-4.00
		QTA	58000.00	58000.00	58000.00	0.00	0.00
		0138901. COCONUT DRY AVG. QLTY.	40 KG.	LAH	9700.00	9700.00	9100.00
MUL	12000.00			12150.00	7350.00	-1.23	63.27
GJT	13800.00			13800.00	10200.00	0.00	35.29
KAR	13800.00			13000.00	9000.00	6.15	53.33
HYD	13400.00			13000.00	10500.00	3.08	27.62
SKR	9800.00			9800.00	10000.00	0.00	-2.00
MPK	13400.00			10600.00	12000.00	26.42	11.67
PSH	14200.00			12000.00	8800.00	18.33	61.36
MNG	13600.00			11600.00	10100.00	17.24	34.65

Contd.

7.10 Intercity Wholesale Prices of Selected Commodities

Group/Commodity/Item Specification	Unit	City	Prices (Rs.)			% Change in October, 2017 Over	
			Oct., 2017	Sept., 2017	Oct., 2016	Sept., 2017	Oct., 2016
009. Cotton Seeds							
0143101. COTTON SEEDS	40 KG.	FAS	1550.00	1650.00	1600.00	-6.06	-3.13
		MUL	1225.00	1125.00	1425.00	8.89	-14.04
		SAH	1312.82	1285.36	1587.50	2.14	-17.30
		SAR	2050.00	2050.00	1875.00	0.00	9.33
		SKT	2000.00	2000.00	2000.00	0.00	0.00
		KSR	1675.00	1675.00	1425.00	0.00	17.54
		KAR	2440.00	2440.00	2280.00	0.00	7.02
		HYD	1500.00	1500.00	1300.00	0.00	15.38
010. Other Oil Seeds							
0144201. MUSTARD SEEDS	40 KG.	FAS	2850.00	2600.00	2350.00	9.62	21.28
		MUL	2300.00	2300.00	2325.00	0.00	-1.08
		SAH	2350.00	2425.00	2337.50	-3.09	0.53
		BPR	2525.00	2450.00	2350.00	3.06	7.45
		KSR	2750.00	2750.00	2750.00	0.00	0.00
		KAR	2760.00	2760.00	2520.00	0.00	9.52
		HYD	2250.00	2250.00	2350.00	0.00	-4.26
		MPK	2700.00	2400.00	2200.00	12.50	22.73
		NWB	2125.00	2100.00	2100.00	1.19	1.19
		PSH	4000.00	4000.00	3200.00	0.00	25.00
011. Edible Roots / Potatoes							
0151001. POTATOES WHITE AVG. QLTY.	40 KG.	KAR	660.00	760.00	700.00	-13.16	-5.71
		HYD	820.00	850.00	690.00	-3.53	18.84
		SKR	960.00	940.00	800.00	2.13	20.00
		MPK	880.00	900.00	800.00	-2.22	10.00
		QTA	1020.00	1020.00	1000.00	0.00	2.00
0151002. POTATOES RED AVG. QLTY.	40 KG.	LAH	1135.00	1135.00	1055.00	0.00	7.58
		FAS	1180.00	1400.00	1000.00	-15.71	18.00
		RAW	1425.00	1387.50	1425.00	2.70	0.00
		MUL	1300.00	1125.00	900.00	15.56	44.44
		GUJ	1250.00	1600.00	1700.00	-21.88	-26.47
		SAH	1840.00	1440.00	690.00	27.78	166.67
		SAR	925.00	845.00	1850.00	9.47	-50.00
		SKT	1600.00	2000.00	1900.00	-20.00	-15.79
		BPR	1240.00	1160.00	880.00	6.90	40.91
		PSH	1220.00	1220.00	1200.00	0.00	1.67
		MNG	1155.00	1035.00	1040.00	11.59	11.06
012. Stimulant & Spice Crops							
0165201. RED CHILLIES DRY(WHOLE)	40 KG.	LAH	6150.00	6150.00	8450.00	0.00	-27.22
		FAS	6100.00	6750.00	6650.00	-9.63	-8.27
		RAW	7300.00	7300.00	9400.00	0.00	-22.34
		MUL	6450.00	5100.00	4100.00	26.47	57.32
		KAR	7600.00	7600.00	9000.00	0.00	-15.56
		HYD	7250.00	7250.00	7500.00	0.00	-3.33
		MPK	7000.00	7000.00	5750.00	0.00	21.74
		PSH	7200.00	7600.00	8000.00	-5.26	-10.00
		QTA	12000.00	12000.00	11600.00	0.00	3.45
0165401. CUMINSEED WHITE 50 G.PKT.NAT.	EACH	LAH	65.00	65.00	49.50	0.00	31.31
		FAS	48.70	48.70	48.28	0.00	0.87
		RAW	64.00	64.00	46.00	0.00	39.13
		MUL	47.50	47.50	49.07	0.00	-3.20
		KAR	68.00	68.00	50.00	0.00	36.00
		HYD	70.00	70.00	52.00	0.00	34.62
		MPK	40.45	40.45	40.45	0.00	0.00
		PSH	51.00	51.00	51.00	0.00	0.00
		MNG	50.00	50.00	45.00	0.00	11.11
		QTA	50.00	50.00	46.00	0.00	8.70

Contd.

7.10 Intercity Wholesale Prices of Selected Commodities

Group/Commodity/Item Specification	Unit	City	Prices (Rs.)			% Change in October, 2017 Over			
			Oct., 2017	Sept., 2017	Oct., 2016	Sept., 2017	Oct., 2016		
0165402. CARDAMOM LARGE	40 KG.	LAH	63000.00	63000.00	99000.00	0.00	-36.36		
		RAW	53500.00	54500.00	83500.00	-1.83	-35.93		
		MUL	52500.00	55000.00	91000.00	-4.55	-42.31		
		KAR	82500.00	84000.00	110000.00	-1.79	-25.00		
		HYD	53000.00	53000.00	70000.00	0.00	-24.29		
		MPK	65000.00	66000.00	96000.00	-1.52	-32.29		
		PSH	62000.00	62000.00	64000.00	0.00	-3.13		
		QTA	112000.00	112000.00	104000.00	0.00	7.69		
0165403. CARDAMOM SMALL	KG.	LAH	1700.00	1700.00	1125.00	0.00	51.11		
		RAW	1725.00	1725.00	1325.00	0.00	30.19		
		MUL	1650.00	1700.00	790.00	-2.94	108.86		
		KAR	1550.00	1550.00	1275.00	0.00	21.57		
		HYD	1400.00	1400.00	1000.00	0.00	40.00		
		MPK	1500.00	1500.00	1000.00	0.00	50.00		
		PSH	1900.00	1650.00	1250.00	15.15	52.00		
		QTA	3250.00	3250.00	925.00	0.00	251.35		
0165501. CINNAMON	40 KG.	RAW	9350.00	9350.00	9350.00	0.00	0.00		
		MUL	9300.00	9600.00	9100.00	-3.13	2.20		
		KAR	10200.00	10200.00	9300.00	0.00	9.68		
		PSH	12500.00	12500.00	8600.00	0.00	45.35		
		QTA	9600.00	9600.00	5100.00	0.00	88.24		
0165701. GINGER GREEN	40 KG.	LAH	6450.00	5900.00	2825.00	9.32	128.32		
		FAS	5145.00	6000.00	2450.00	-14.25	110.00		
		RAW	6550.00	6550.00	4250.00	0.00	54.12		
		SAR	4625.00	4150.00	3890.00	11.45	18.89		
		SKT	6000.00	6000.00	5700.00	0.00	5.26		
		KAR	4500.00	4500.00	2900.00	0.00	55.17		
		HYD	4800.00	4200.00	5500.00	14.29	-12.73		
		SKR	5600.00	6800.00	4000.00	-17.65	40.00		
		PSH	5200.00	5200.00	4000.00	0.00	30.00		
		MNG	7575.00	7200.00	4800.00	5.21	57.81		
		QTA	7200.00	7600.00	7000.00	-5.26	2.86		
013. Pulses									
0170101. KIDNEY BEANS DRY WHOLE (LOBIA)	40 KG.	LAH	4650.00	4850.00	4825.00	-4.12	-3.63		
		RAW	4650.00	4475.00	4650.00	3.91	0.00		
		MUL	4100.00	4900.00	4250.00	-16.33	-3.53		
		KSR	4300.00	4900.00	4700.00	-12.24	-8.51		
		KAR	4620.00	4620.00	3960.00	0.00	16.67		
		HYD	3640.00	3640.00	3600.00	0.00	1.11		
		PSH	4800.00	4800.00	3918.00	0.00	22.51		
		BNU	3900.00	3900.00	4500.00	0.00	-13.33		
		QTA	5500.00	5500.00	5600.00	0.00	-1.79		
		0170401. MASOOR WHOLE AVG. QLTY.	100 KG.	LAH	7750.00	8750.00	11900.00	-11.43	-34.87
				FAS	6250.00	6250.00	10125.00	0.00	-38.27
RAW	9250.00			9750.00	13650.00	-5.13	-32.23		
MUL	5675.00			5875.00	10125.00	-3.40	-43.95		
SAR	6085.00			6085.00	10000.00	0.00	-39.15		
SKT	7500.00			7500.00	11400.00	0.00	-34.21		
BPR	6650.00			6650.00	11250.00	0.00	-40.89		
GJT	10000.00			10000.00	10750.00	0.00	-6.98		
KSR	7900.00			8200.00	11250.00	-3.66	-29.78		
KAR	7100.00			7100.00	10800.00	0.00	-34.26		
HYD	5800.00			5700.00	11000.00	1.75	-47.27		
SKR	8000.00	8000.00	12500.00	0.00	-36.00				
LRK	8900.00	8900.00	11000.00	0.00	-19.09				
MPK	6800.00	7000.00	11800.00	-2.86	-42.37				
PSH	7000.00	7000.00	13100.00	0.00	-46.56				

Contd.

7.10 Intercity Wholesale Prices of Selected Commodities

Group/Commodity/Item Specification	Unit	City	Prices (Rs.)			% Change in October, 2017 Over	
			Oct., 2017	Sept., 2017	Oct., 2016	Sept., 2017	Oct., 2016
0170402. MASOOR SPLIT AVG. QLTY.	100 KG.	QTA	12600.00	11200.00	14600.00	12.50	-13.70
		LAH	9250.00	10250.00	13650.00	-9.76	-32.23
		FAS	6750.00	6750.00	11250.00	0.00	-40.00
		RAW	9900.00	10325.00	14475.00	-4.12	-31.61
		MUL	6100.00	6437.50	11375.00	-5.24	-46.37
		SAR	7525.00	7000.00	12250.00	7.50	-38.57
		SKT	10000.00	10000.00	12000.00	0.00	-16.67
		BPR	7400.00	7400.00	12250.00	0.00	-39.59
		GJT	12000.00	12000.00	13000.00	0.00	-7.69
		KAR	7550.00	7550.00	11800.00	0.00	-36.02
		HYD	6300.00	6300.00	11800.00	0.00	-46.61
		SKR	7000.00	7000.00	13500.00	0.00	-48.15
		LRK	9000.00	9000.00	12500.00	0.00	-28.00
		MPK	7400.00	7500.00	12500.00	-1.33	-40.80
PSH	7200.00	7600.00	13200.00	-5.26	-45.45		
0170901. GRAM WHOLE YELLOW AVG. QLTY.	100 KG.	QTA	12000.00	10750.00	15200.00	11.63	-21.05
		LAH	13750.00	14250.00	14100.00	-3.51	-2.48
		FAS	12875.00	13250.00	14000.00	-2.83	-8.04
		RAW	20100.00	19775.00	17350.00	1.64	15.85
		MUL	18125.00	17300.00	15500.00	4.77	16.94
		SAR	14550.00	13775.00	16500.00	5.63	-11.82
		BPR	19250.00	18250.00	19650.00	5.48	-2.04
		GJT	15250.00	15250.00	15250.00	0.00	0.00
		KAR	13750.00	13750.00	14750.00	0.00	-6.78
		HYD	18225.00	14000.00	15500.00	30.18	17.58
		SKR	16000.00	19000.00	16000.00	-15.79	0.00
		MPK	22000.00	21500.00	20200.00	2.33	8.91
		PSH	18500.00	18500.00	18500.00	0.00	0.00
		BNU	13000.00	13000.00	11000.00	0.00	18.18
0170902. GRAM SPLIT AVG. QLTY.	100 KG.	QTA	20200.00	21200.00	16000.00	-4.72	26.25
		LAH	9100.00	9100.00	13300.00	0.00	-31.58
		FAS	9093.50	9375.00	11050.00	-3.00	-17.71
		RAW	11600.00	11600.00	14625.00	0.00	-20.68
		MUL	10375.00	10375.00	14625.00	0.00	-29.06
		GUJ	10000.00	10000.00	15000.00	0.00	-33.33
		SAR	9025.00	10050.00	14500.00	-10.20	-37.76
		SKT	11000.00	10500.00	14200.00	4.76	-22.54
		BPR	10250.00	10250.00	16100.00	0.00	-36.34
		GJT	9200.00	9200.00	14500.00	0.00	-36.55
		KAR	9700.00	9700.00	14200.00	0.00	-31.69
		HYD	9600.00	7650.00	16000.00	25.49	-40.00
		SKR	9800.00	9800.00	15000.00	0.00	-34.67
		MPK	9500.00	9500.00	15700.00	0.00	-39.49
PSH	10000.00	10000.00	15350.00	0.00	-34.85		
BNU	10500.00	12000.00	15600.00	-12.50	-32.69		
0170903. MASH WHOLE AVG. QLTY.	100 KG.	QTA	14000.00	13000.00	17000.00	7.69	-17.65
		LAH	13250.00	14250.00	22100.00	-7.02	-40.05
		FAS	7750.00	8875.00	15468.50	-12.68	-49.90
		RAW	13950.00	14825.00	19750.00	-5.90	-29.37
		MUL	9750.00	11375.00	15375.00	-14.29	-36.59
		SKT	10000.00	10000.00	18500.00	0.00	-45.95
0170904. MASH SPLIT AVG. QLTY.	100 KG.	KSR	11500.00	12250.00	19900.00	-6.12	-42.21
		KAR	12100.00	12750.00	17400.00	-5.10	-30.46
		LAH	15250.00	15250.00	23100.00	0.00	-33.98
		FAS	10625.00	11375.00	18000.00	-6.59	-40.97
		RAW	14750.00	15675.00	21100.00	-5.90	-30.09
MUL	10750.00	14250.00	18375.00	-24.56	-41.50		

Contd.

7.10 Intercity Wholesale Prices of Selected Commodities

Group/Commodity/Item Specification	Unit	City	Prices (Rs.)			% Change in October, 2017 Over	
			Oct., 2017	Sept., 2017	Oct., 2016	Sept., 2017	Oct., 2016
		SKT	13000.00	13000.00	21000.00	0.00	-38.10
		KSR	13000.00	13600.00	20900.00	-4.41	-37.80
		KAR	11500.00	13800.00	18800.00	-16.67	-38.83
		HYD	12000.00	12400.00	19600.00	-3.23	-38.78
		SKR	10000.00	15500.00	23000.00	-35.48	-56.52
		MPK	11000.00	14600.00	18500.00	-24.66	-40.54
		PSH	14000.00	14800.00	22500.00	-5.41	-37.78
		MNG	13000.00	13000.00	18000.00	0.00	-27.78
		QTA	20200.00	19250.00	23400.00	4.94	-13.68
0170905. MOONG WHOLE AVG. QLT.	100 KG.	LAH	8250.00	9250.00	12850.00	-10.81	-35.80
		FAS	6218.50	6125.00	9250.00	1.53	-32.77
		RAW	9600.00	9600.00	13950.00	0.00	-31.18
		MUL	6125.00	6125.00	8375.00	0.00	-26.87
		SKT	7500.00	7800.00	11000.00	-3.85	-31.82
		GJT	8500.00	8500.00	9250.00	0.00	-8.11
		KSR	7600.00	7750.00	11750.00	-1.94	-35.32
		KAR	9550.00	9550.00	10200.00	0.00	-6.37
		SKR	9000.00	10000.00	13000.00	-10.00	-30.77
		PSH	8500.00	9000.00	11650.00	-5.56	-27.04
		MNG	8155.00	8165.00	9600.00	-0.12	-15.05
		QTA	14400.00	12700.00	14200.00	13.39	1.41
0170906. MOONG SPLIT AVG. QLT.	100 KG.	LAH	8900.00	9250.00	13287.50	-3.78	-33.02
		FAS	6218.50	6375.00	9250.00	-2.45	-32.77
		RAW	10175.00	10175.00	14250.00	0.00	-28.60
		MUL	7750.00	7750.00	10062.50	0.00	-22.98
		SKT	9500.00	9800.00	11500.00	-3.06	-17.39
		GJT	9000.00	9000.00	10000.00	0.00	-10.00
		KAR	8650.00	8650.00	11200.00	0.00	-22.77
		HYD	8450.00	8450.00	10600.00	0.00	-20.28
		SKR	10000.00	10500.00	14000.00	-4.76	-28.57
		MPK	9000.00	10200.00	13500.00	-11.76	-33.33
		PSH	8000.00	8000.00	11750.00	0.00	-31.91
		MNG	8400.00	8400.00	10400.00	0.00	-19.23
		QTA	14000.00	12200.00	13800.00	14.75	1.45
014. Sugar Crops							
0180206. SUGAR CANE (OPEN MARKET)	40 KG.	FAS	172.50	172.50	190.00	0.00	-9.21
		HYD	182.00	182.00	182.00	0.00	0.00
		PSH	180.00	180.00	212.10	0.00	-15.13
015. Fibre Crops							
0192101. COTTON SPOT RATE EX-KAR.	40 KG.	KAR	6665.50	6703.25	6568.50	-0.56	1.48
0192201. JUTE BAGS LOCAL	100	LAH	10500.00	10500.00	12550.00	0.00	-16.33
		FAS	12000.00	12000.00	9000.00	0.00	33.33
		KAR	11750.00	11750.00	12450.00	0.00	-5.62
		PSH	11000.00	11000.00	9500.00	0.00	15.79
016. Unmanufactured Tobacco							
0197001. TOBACCO SIND KARO	40 KG.	SAR	6450.00	6450.00	6100.00	0.00	5.74
		SKR	4000.00	4000.00	3200.00	0.00	25.00
		LRK	3400.00	3400.00	2600.00	0.00	30.77
0197002. TOBACCO DESI(MITHA)	40 KG.	LAH	8050.00	8050.00	6850.00	0.00	17.52
		SAR	8200.00	8200.00	7600.00	0.00	7.89
		HYD	5600.00	5600.00	4800.00	0.00	16.67
		QTA	3000.00	3000.00	2800.00	0.00	7.14
0197003. TOBACCO SUFAID PATHA	40 KG.	MUL	6900.00	7100.00	7100.00	-2.82	-2.82
		SAR	6500.00	6500.00	6400.00	0.00	1.56
		KAR	4900.00	4900.00	4100.00	0.00	19.51
		HYD	4600.00	4600.00	5000.00	0.00	-8.00
		QTA	5600.00	5600.00	5415.00	0.00	3.42

Contd.

7.10 Intercity Wholesale Prices of Selected Commodities

Group/Commodity/Item Specification	Unit	City	Prices (Rs.)			% Change in October, 2017 Over	
			Oct., 2017	Sept., 2017	Oct., 2016	Sept., 2017	Oct., 2016
0197004. TOBACCO HUKKA TWISTED	40 KG.	LAH	7100.00	7100.00	5850.00	0.00	21.37
		RAW	3250.00	3025.00	2625.00	7.44	23.81
		MUL	4400.00	4550.00	4700.00	-3.30	-6.38
		KSR	7300.00	7300.00	5850.00	0.00	24.79
		HYD	4500.00	4200.00	4800.00	7.14	-6.25
		SKR	9500.00	9500.00	8000.00	0.00	18.75
		QTA	3200.00	3200.00	2970.00	0.00	7.74
0197005. TOBACCO HUKKA PREPARED	40 KG.	LAH	5650.00	5650.00	4850.00	0.00	16.49
		RAW	2050.00	1625.00	1525.00	26.15	34.43
		MUL	1500.00	1500.00	1500.00	0.00	0.00
		KSR	5350.00	5350.00	5350.00	0.00	0.00
		LRK	2500.00	2500.00	1500.00	0.00	66.67
		QTA	1800.00	1800.00	1530.00	0.00	17.65
017. Poultry							
0215101. CHICKEN FARM(LIVE)	1 KG.	LAH	100.00	88.00	126.50	13.64	-20.95
		FAS	125.00	99.00	143.50	26.26	-12.89
		RAW	115.00	91.00	141.50	26.37	-18.73
		MUL	120.00	106.00	153.00	13.21	-21.57
		GUJ	106.00	86.00	131.00	23.26	-19.08
		SKT	145.00	136.00	135.00	6.62	7.41
		BPR	128.25	110.00	140.00	16.59	-8.39
		KAR	140.00	140.00	134.50	0.00	4.09
		HYD	150.00	831.12	135.00	-81.95	11.11
		SKR	140.00	140.00	140.00	0.00	0.00
		MPK	150.00	118.00	110.00	27.12	36.36
		PSH	138.00	104.00	157.00	32.69	-12.10
		MNG	143.00	143.00	165.00	0.00	-13.33
		QTA	155.00	155.00	160.00	0.00	-3.13
018. Raw Milk from Bovine Animals							
0221101. FRESH MILK	40 LTR.	LAH	2627.50	2627.50	2460.00	0.00	6.81
		FAS	2800.00	2800.00	2600.00	0.00	7.69
		RAW	3387.50	3387.50	3337.50	0.00	1.50
		MUL	2650.00	2650.00	2650.00	0.00	0.00
		SAH	2400.00	2400.00	2400.00	0.00	0.00
		SKT	3000.00	2600.00	2600.00	15.38	15.38
		KSR	2225.00	2225.00	2520.00	0.00	-11.71
		KAR	3200.00	3200.00	3000.00	0.00	6.67
		HYD	2960.00	2960.00	2800.00	0.00	5.71
		SKR	3000.00	3000.00	2800.00	0.00	7.14
		MPK	2600.00	2600.00	2600.00	0.00	0.00
		PSH	2400.00	2400.00	2400.00	0.00	0.00
		BNU	2800.00	2800.00	2800.00	0.00	0.00
		QTA	3400.00	3400.00	3400.00	0.00	0.00
019. Eggs							
0231001. EGGS FARM CRATE OF 30 DOZ.	EACH	LAH	2910.00	2880.00	2580.00	1.04	12.79
		FAS	2940.00	2820.00	2670.00	4.26	10.11
		RAW	2765.00	2765.00	2565.00	0.00	7.80
		MUL	2750.00	2925.00	2650.00	-5.98	3.77
		GUJ	2950.00	2900.00	2580.00	1.72	14.34
		SKT	2800.00	2700.00	2550.00	3.70	9.80
		BPR	3050.00	2760.00	2820.00	10.51	8.16
		KAR	2250.00	2250.00	2400.00	0.00	-6.25
		HYD	2780.00	2700.00	2590.00	2.96	7.34
		SKR	2700.00	2700.00	2550.00	0.00	5.88
		MPK	2750.00	2700.00	2600.00	1.85	5.77
		PSH	2940.00	2650.00	2675.00	10.94	9.91
		MNG	2950.00	2970.00	2650.00	-0.67	11.32

Contd.

7.10 Intercity Wholesale Prices of Selected Commodities

Group/Commodity/Item Specification	Unit	City	Prices (Rs.)			% Change in October, 2017 Over	
			Oct., 2017	Sept., 2017	Oct., 2016	Sept., 2017	Oct., 2016
		QTA	3400.00	2600.00	3000.00	30.77	13.33
020. Raw Animal Materials / Wool							
0294201. WOOL PAK. SUPERIOR WHITE	40 KG.	LAH	1575.00	1575.00	1575.00	0.00	0.00
		MUL	1450.00	1450.00	1750.00	0.00	-17.14
		KAR	7200.00	7200.00	4350.00	0.00	65.52
		BNU	2500.00	2500.00	2500.00	0.00	0.00
0294202. WOOL PAK. SUPERIOR YELLOW	40 KG.	LAH	1375.00	1375.00	1375.00	0.00	0.00
		MUL	550.00	450.00	1050.00	22.22	-47.62
		KAR	4300.00	4300.00	4300.00	0.00	0.00
		BNU	2250.00	2250.00	2250.00	0.00	0.00
0294203. WOOL PAK MEDIUM WHITE	40 KG.	LAH	1300.00	1300.00	1300.00	0.00	0.00
		MUL	950.00	1100.00	1700.00	-13.64	-44.12
		KAR	3600.00	3600.00	3600.00	0.00	0.00
		BNU	2100.00	2100.00	2100.00	0.00	0.00
0294204. WOOL PAK.MEDIUM YELLOW	40 KG.	LAH	1175.00	1175.00	1175.00	0.00	0.00
		MUL	450.00	350.00	850.00	28.57	-47.06
		KAR	3275.00	3275.00	3275.00	0.00	0.00
		BNU	1850.00	1850.00	1850.00	0.00	0.00
0294205. WOOL COLOURED LIGHT	40 KG.	LAH	925.00	925.00	925.00	0.00	0.00
		MUL	425.00	425.00	550.00	0.00	-22.73
		KAR	2700.00	2700.00	2700.00	0.00	0.00
		BNU	1600.00	1600.00	1600.00	0.00	0.00
0294206. WOOL COLOURED DARK	40 KG.	LAH	825.00	825.00	825.00	0.00	0.00
		MUL	225.00	225.00	375.00	0.00	-40.00
		KAR	2500.00	2500.00	2500.00	0.00	0.00
		BNU	1500.00	1500.00	1500.00	0.00	0.00
021. Hides & Fur Skins, Raw							
0295101. HIDES WET SALTED COW MEDIUM	EACH	LAH	1275.00	1275.00	1575.00	0.00	-19.05
		RAW	1525.00	1525.00	1450.00	0.00	5.17
		MUL	1550.00	1350.00	1450.00	14.81	6.90
		SKT	1750.00	1750.00	1750.00	0.00	0.00
		KSR	1200.00	1200.00	1475.00	0.00	-18.64
		KAR	3200.00	3200.00	4000.00	0.00	-20.00
		HYD	3200.00	2500.00	3000.00	28.00	6.67
		BNU	1000.00	1000.00	1000.00	0.00	0.00
		QTA	2500.00	2500.00	3500.00	0.00	-28.57
0295102. HIDES WET SALTED BUFFALO MEDIUM	EACH	LAH	975.00	975.00	1275.00	0.00	-23.53
		RAW	1525.00	1525.00	1450.00	0.00	5.17
		MUL	850.00	850.00	1900.00	0.00	-55.26
		SKT	2000.00	2000.00	2000.00	0.00	0.00
		KSR	900.00	900.00	1175.00	0.00	-23.40
		KAR	2000.00	2000.00	2700.00	0.00	-25.93
		HYD	2000.00	1800.00	1850.00	11.11	8.11
		BNU	1200.00	1200.00	1400.00	0.00	-14.29
		QTA	2400.00	2400.00	2400.00	0.00	0.00
0295103. HIDES WET SALTED CALF MEDIUM	EACH	LAH	525.00	525.00	675.00	0.00	-22.22
		RAW	1250.00	1250.00	1150.00	0.00	8.70
		MUL	550.00	550.00	750.00	0.00	-26.67
		SKT	500.00	500.00	500.00	0.00	0.00
		KSR	380.00	380.00	575.00	0.00	-33.91
		KAR	3000.00	3000.00	3900.00	0.00	-23.08
		HYD	3000.00	2050.00	2050.00	46.34	46.34
		BNU	500.00	500.00	700.00	0.00	-28.57
		QTA	1800.00	1800.00	2300.00	0.00	-21.74
0295301. SHEEP SKIN MEDIUM	100	RAW	22500.00	22500.00	21500.00	0.00	4.65
		MUL	5500.00	5500.00	11500.00	0.00	-52.17
		KSR	9750.00	9750.00	13500.00	0.00	-27.78

Contd.

7.10 Intercity Wholesale Prices of Selected Commodities

Group/Commodity/Item Specification	Unit	City	Prices (Rs.)			% Change in October, 2017 Over	
			Oct., 2017	Sept., 2017	Oct., 2016	Sept., 2017	Oct., 2016
		KAR	31000.00	31000.00	42500.00	0.00	-27.06
		HYD	25000.00	10000.00	20500.00	150.00	21.95
		PSH	7000.00	7000.00	15000.00	0.00	-53.33
		QTA	30000.00	30000.00	50000.00	0.00	-40.00
0295302. SHEEP SKIN LARGE	100	LAH	16000.00	16000.00	19500.00	0.00	-17.95
		RAW	25500.00	25500.00	24500.00	0.00	4.08
		MUL	9500.00	9500.00	18500.00	0.00	-48.65
		KSR	13250.00	13250.00	17500.00	0.00	-24.29
		KAR	46500.00	46500.00	55500.00	0.00	-16.22
		HYD	15000.00	15000.00	31500.00	0.00	-52.38
		PSH	10000.00	10000.00	20000.00	0.00	-50.00
		QTA	35000.00	35000.00	50000.00	0.00	-36.36
0295401. GOAT SKIN LARGE	100	LAH	18000.00	18000.00	21000.00	0.00	-14.29
		RAW	24500.00	24500.00	23500.00	0.00	4.26
		KSR	14500.00	14500.00	18500.00	0.00	-21.62
		KAR	32500.00	32500.00	37500.00	0.00	-13.33
		HYD	22000.00	20250.00	36500.00	8.64	-39.73
		PSH	14000.00	14000.00	20000.00	0.00	-30.00
		QTA	40000.00	40000.00	43500.00	0.00	-8.05
0295402. GOAT SKIN EXTRA LARGE	100	LAH	20500.00	20500.00	23250.00	0.00	-11.83
		RAW	26500.00	26500.00	25500.00	0.00	3.92
		MUL	30500.00	30500.00	36500.00	0.00	-16.44
		KSR	16000.00	16000.00	20500.00	0.00	-21.95
		KAR	35000.00	35000.00	49250.00	0.00	-28.93
		HYD	28000.00	22250.00	36750.00	25.84	-23.81
		PSH	20000.00	20000.00	26000.00	0.00	-23.08
		QTA	45000.00	45000.00	52500.00	0.00	-14.29
0295403. GOAT SKIN MEDIUM	100	LAH	13500.00	13500.00	15500.00	0.00	-12.90
		RAW	23500.00	23500.00	22250.00	0.00	5.62
		MUL	12500.00	12500.00	15500.00	0.00	-19.35
		SKT	19000.00	19000.00	19000.00	0.00	0.00
		KSR	11600.00	11600.00	14500.00	0.00	-20.00
		KAR	20500.00	20500.00	24500.00	0.00	-16.33
		PSH	10000.00	10000.00	20000.00	0.00	-50.00
		QTA	25000.00	25000.00	37500.00	0.00	-33.33
0295404. GOAT SKIN SMALL	100	LAH	9500.00	9500.00	11500.00	0.00	-17.39
		RAW	22500.00	22500.00	21500.00	0.00	4.65
		SKT	15000.00	15000.00	15000.00	0.00	0.00
		KSR	8250.00	8250.00	10500.00	0.00	-21.43
		KAR	15500.00	15500.00	26500.00	0.00	-41.51
		PSH	8000.00	8000.00	15000.00	0.00	-46.67
		QTA	15000.00	15000.00	27000.00	0.00	-44.44
022. Fuel Wood in Logs							
0313001. FIRE WOOD MIXED DRY	40 KG.	LAH	655.00	655.00	655.00	0.00	0.00
		FAS	380.00	380.00	380.00	0.00	0.00
		RAW	650.00	650.00	650.00	0.00	0.00
		MUL	510.00	490.00	490.00	4.08	4.08
		GJT	550.00	550.00	470.00	0.00	17.02
		KAR	600.00	600.00	600.00	0.00	0.00
		HYD	550.00	500.00	400.00	10.00	37.50
		SKR	375.00	375.00	375.00	0.00	0.00
		LRK	450.00	450.00	400.00	0.00	12.50
		PSH	675.00	675.00	675.00	0.00	0.00
		MNG	560.00	560.00	500.00	0.00	12.00
		QTA	515.00	515.00	465.00	0.00	10.75
023. Fish Live Fresh or Chilled							
0411901. FISH RAHU RIVER	40 KG.	LAH	9175.00	9175.00	8900.00	0.00	3.09

Contd.

7.10 Intercity Wholesale Prices of Selected Commodities

Group/Commodity/Item Specification	Unit	City	Prices (Rs.)			% Change in October, 2017 Over	
			Oct., 2017	Sept., 2017	Oct., 2016	Sept., 2017	Oct., 2016
		RAW	5750.00	5750.00	6450.00	0.00	-10.85
		MUL	9600.00	7800.00	7750.00	23.08	23.87
		HYD	8800.00	8000.00	8000.00	10.00	10.00
		SKR	8000.00	8000.00	9850.00	0.00	-18.78
		PSH	8000.00	8000.00	8000.00	0.00	0.00
0411902. FISH RAHU SEA	40 KG.	KAR	8600.00	8600.00	8700.00	0.00	-1.15
0411903. FISH SURMAI (SEA)	40 KG.	KAR	14400.00	14000.00	14580.00	2.86	-1.23
<u>2. Ores/Minerals, Elec., Gas & Water</u>							
024. Coal not Agglomerated							
1101001. COAL	MT.	LAH	9900.00	9900.00	9750.00	0.00	1.54
025. Natural Gas Liquified							
1202001. SUI GAS GENERAL INDUSRIAL USE	MMBTU	KAR	600.00	600.00	600.00	0.00	0.00
1202002. LPG	KG.	LAH	97.00	95.00	79.60	2.11	21.86
		RAW	111.00	107.00	97.50	3.74	13.85
		KAR	100.00	100.00	90.00	0.00	11.11
		PSH	120.00	110.00	100.00	9.09	20.00
		QTA	120.00	110.00	110.00	9.09	9.09
1202003. CNG	KG.	KAR	74.99	74.99	67.50	0.00	11.10
026. Salt & Pure Sodium Chloride							
1620001. SALT CRUSHED LAHORI	40 KG.	LAH	310.00	310.00	195.00	0.00	58.97
		RAW	395.00	395.00	395.00	0.00	0.00
		MUL	280.00	280.00	280.00	0.00	0.00
		GJT	240.00	240.00	240.00	0.00	0.00
		KAR	360.00	360.00	350.00	0.00	2.86
		SKR	275.00	275.00	275.00	0.00	0.00
		PSH	150.00	150.00	200.00	0.00	-25.00
1620002. SEA SALT	40 KG.	LAH	300.00	300.00	195.00	0.00	53.85
		FAS	170.00	170.00	400.00	0.00	-57.50
		KAR	122.50	122.50	122.50	0.00	0.00
		HYD	150.00	150.00	150.00	0.00	0.00
		NWB	322.50	322.50	300.00	0.00	7.50
027. Electrical Energy							
1710011. ELECTRICITY TARRIF B1	KWH.	KAR	15.34	15.34	15.34	0.00	0.00
1710012. ELECTRICITY TARRIF B2	KWH.	KAR	15.15	15.15	15.15	0.00	0.00
1710013. ELECTRICITY TARRIF B3	KWH.	KAR	15.52	15.52	15.52	0.00	0.00
1710014. ELECTRICITY TARRIF B4	KWH.	KAR	15.46	15.46	15.46	0.00	0.00
1710021. ELECTRICITY TARIFF-D1	KWH.	KAR	10.09	10.09	10.09	0.00	0.00
1710022. ELECTRICITY TARIFF-D2	KWH.	KAR	11.70	11.70	11.70	0.00	0.00
<u>3. Food,Beverages,Tobacco,Textiles,Leather</u>							
<i>3a) Food Products, Beverages & Tobacco</i>							
028. Meat of Animals							
2111101. BEEF	40 KG.	LAH	12200.00	12200.00	11700.00	0.00	4.27
		FAS	10200.00	10200.00	10200.00	0.00	0.00
		RAW	11250.00	10775.00	8950.00	4.41	25.70
		MUL	12100.00	12100.00	9650.00	0.00	25.39
		SAR	13200.00	13000.00	11250.00	1.54	17.33
		GJT	11200.00	11200.00	11200.00	0.00	0.00
		KAR	11400.00	11400.00	11400.00	0.00	0.00
		HYD	10550.00	10550.00	10050.00	0.00	4.98
		PSH	11200.00	11200.00	10800.00	0.00	3.70
		MNG	12500.00	12500.00	10800.00	0.00	15.74
		QTA	15600.00	15600.00	15000.00	0.00	4.00
2111601. MUTTON	40 KG.	LAH	29000.00	29000.00	28000.00	0.00	3.57
		FAS	26000.00	24000.00	24000.00	8.33	8.33
		RAW	32750.00	33425.00	26900.00	-2.02	21.75
		MUL	24600.00	24600.00	23500.00	0.00	4.68
		KAR	24400.00	24400.00	22200.00	0.00	9.91

Contd.

7.10 Intercity Wholesale Prices of Selected Commodities

Group/Commodity/Item Specification	Unit	City	Prices (Rs.)			% Change in October, 2017 Over	
			Oct., 2017	Sept., 2017	Oct., 2016	Sept., 2017	Oct., 2016
		HYD	24000.00	24000.00	21500.00	0.00	11.63
		PSH	27200.00	27200.00	24400.00	0.00	11.48
		MNG	24000.00	24000.00	20000.00	0.00	20.00
		QTA	27600.00	27200.00	25600.00	1.47	7.81
029. Vegetables & Fruit Juice							
2133101. TOMATO KETCHUP 300 GM.	DOZ.	LAH	900.00	900.00	900.00	0.00	0.00
		FAS	892.20	892.20	892.20	0.00	0.00
		RAW	1135.00	1135.00	1045.00	0.00	8.61
		MUL	1037.40	1037.40	1037.40	0.00	0.00
		GJT	920.00	920.00	920.00	0.00	0.00
		KAR	1080.00	1080.00	780.00	0.00	38.46
		HYD	1080.00	1080.00	780.00	0.00	38.46
		SKR	855.36	855.36	936.72	0.00	-8.69
		MPK	1014.00	1014.00	772.00	0.00	31.35
		PSH	1300.00	1300.00	1140.00	0.00	14.04
		MNG	900.00	900.00	1030.00	0.00	-12.62
		QTA	960.00	960.00	828.00	0.00	15.94
2133901. CHILLES & LIME PKL.IN OIL 340 G.	DOZ.	LAH	1250.00	1250.00	1100.00	0.00	13.64
		RAW	1152.50	1152.50	1152.50	0.00	0.00
		KAR	1380.00	1380.00	1380.00	0.00	0.00
		MPK	992.76	992.76	992.76	0.00	0.00
		PSH	1260.00	1260.00	1100.00	0.00	14.55
		QTA	938.00	938.00	938.00	0.00	0.00
030. Dried Fruits & Nuts							
2141101. KISHMISH(RAISIN) AVG. QLTY.	40 KG.	LAH	9900.00	9900.00	9900.00	0.00	0.00
		RAW	8100.00	8100.00	8100.00	0.00	0.00
		MUL	9100.00	9100.00	6900.00	0.00	31.88
		KAR	10300.00	10100.00	10500.00	1.98	-1.90
		HYD	10000.00	10000.00	9400.00	0.00	6.38
		MPK	9500.00	9000.00	10000.00	5.56	-5.00
		PSH	6000.00	6000.00	6400.00	0.00	-6.25
		BNU	8900.00	8900.00	8900.00	0.00	0.00
		QTA	8000.00	8000.00	5100.00	0.00	56.86
2141301. GROUND NUT WITH SHELL AVG. QLTY.	40 KG.	LAH	7450.00	7450.00	5250.00	0.00	41.90
		RAW	5250.00	5250.00	4650.00	0.00	12.90
		MUL	5100.00	5100.00	5300.00	0.00	-3.77
		KAR	8400.00	8400.00	6500.00	0.00	29.23
		HYD	6000.00	5800.00	4500.00	3.45	33.33
		MPK	4600.00	4600.00	4300.00	0.00	6.98
		PSH	6800.00	6800.00	6200.00	0.00	9.68
		QTA	8000.00	8000.00	7500.00	0.00	6.67
031. Fruit Juices							
2142901. ROOHAFZA(SHARBAT)	DOZ.	LAH	1836.00	1836.00	1700.00	0.00	8.00
		FAS	1870.00	1870.00	1810.00	0.00	3.31
		RAW	1832.50	1832.50	1825.00	0.00	0.41
		MUL	1840.00	1840.00	1770.00	0.00	3.95
		GUJ	1880.00	1880.00	1800.00	0.00	4.44
		BPR	1880.00	1880.00	1800.00	0.00	4.44
		GJT	1880.00	1880.00	1800.00	0.00	4.44
		KAR	1850.00	1850.00	1776.00	0.00	4.17
		HYD	1880.00	1880.00	1775.00	0.00	5.92
		SKR	1720.00	1720.00	1720.00	0.00	0.00
		LRK	1870.00	1870.00	1750.00	0.00	6.86
		PSH	1820.00	1840.00	1740.00	-1.09	4.60
		BNU	1900.00	1900.00	1710.00	0.00	11.11
		MNG	1850.00	1850.00	1800.00	0.00	2.78
		QTA	2100.00	2100.00	1980.00	0.00	6.06

Contd.

7.10 Intercity Wholesale Prices of Selected Commodities

Group/Commodity/Item Specification	Unit	City	Prices (Rs.)			% Change in October, 2017 Over			
			Oct., 2017	Sept., 2017	Oct., 2016	Sept., 2017	Oct., 2016		
2142902. JAM-E-SHREEN	DOZ.	LAH	1840.00	1840.00	1780.00	0.00	3.37		
		FAS	1860.00	1860.00	1770.00	0.00	5.08		
		RAW	1910.00	1910.00	1810.00	0.00	5.52		
		MUL	1820.00	1820.00	1680.00	0.00	8.33		
		GUJ	1850.00	1850.00	1700.00	0.00	8.82		
		BPR	1880.00	1880.00	1800.00	0.00	4.44		
		KAR	1824.00	1824.00	1824.00	0.00	0.00		
		HYD	1956.00	1956.00	1800.00	0.00	8.67		
		SKR	1720.00	1720.00	1720.00	0.00	0.00		
		PSH	1820.00	1830.00	1750.00	-0.55	4.00		
		BNU	1800.00	1800.00	1650.00	0.00	9.09		
		MNG	1880.00	1880.00	1800.00	0.00	4.44		
		2142903. FRUIT JUICE TETRA PACK	DOZ.	LAH	190.00	190.00	190.00	0.00	0.00
FAS	162.50			162.50	162.50	0.00	0.00		
RAW	157.50			157.50	157.50	0.00	0.00		
MUL	135.00			135.00	135.00	0.00	0.00		
KAR	168.00			168.00	168.00	0.00	0.00		
HYD	170.00			170.00	170.00	0.00	0.00		
SKR	180.00			180.00	180.00	0.00	0.00		
PSH	133.00			130.00	130.00	2.31	2.31		
QTA	110.00			110.00	110.00	0.00	0.00		
2142904. LEMON/ORANGE SQUASH MITCHELS(730ML)	DOZ.	LAH	1620.00	1620.00	1540.00	0.00	5.19		
		FAS	1630.00	1630.00	1587.00	0.00	2.71		
		RAW	1710.00	1710.00	1710.00	0.00	0.00		
		MUL	1788.00	1788.00	1767.60	0.00	1.15		
		KAR	1788.00	1788.00	1788.00	0.00	0.00		
		HYD	1775.00	1775.00	1775.00	0.00	0.00		
2142905. MUREEY BREWERY (TOPS)	DOZ.	LAH	495.00	495.00	495.00	0.00	0.00		
		RAW	625.00	625.00	1125.00	0.00	-44.44		
		KSR	435.00	435.00	435.00	0.00	0.00		
2149201. APL/MNG/ORG/MIX. FRUIT JAM 450 G.	DOZ.	LAH	1515.00	1515.00	1455.00	0.00	4.12		
		RAW	1390.00	1390.00	1390.00	0.00	0.00		
		KAR	1305.00	1305.00	1260.00	0.00	3.57		
		MPK	1183.00	1183.00	1183.00	0.00	0.00		
		PSH	1410.00	1410.00	1410.00	0.00	0.00		
2149202. MANGO/MIXED PICKLE IN OIL 340 G.	DOZ.	QTA	1320.00	1320.00	1320.00	0.00	0.00		
		LAH	1120.00	1120.00	1120.00	0.00	0.00		
		RAW	1270.00	1270.00	1137.50	0.00	11.65		
		KAR	1380.00	1380.00	1380.00	0.00	0.00		
		MPK	992.76	992.76	992.76	0.00	0.00		
032. Vegetable Oils Refined	5 LTR.	PSH	1320.00	1320.00	1320.00	0.00	0.00		
		QTA	1200.00	1200.00	936.00	0.00	28.21		
		2154101. SOYABEAN COOKING OIL TIN	5 LTR.	LAH	840.00	840.00	815.00	0.00	3.07
				FAS	830.00	830.00	820.00	0.00	1.22
				RAW	855.00	855.00	825.00	0.00	3.64
				MUL	903.85	903.85	850.00	0.00	6.34
				KAR	742.50	742.50	742.50	0.00	0.00
				HYD	880.00	880.00	880.00	0.00	0.00
				SKR	840.00	840.00	840.00	0.00	0.00
				MPK	940.00	940.00	970.00	0.00	-3.09
PSH	860.00			860.00	780.00	0.00	10.26		
BNU	970.00			970.00	840.00	0.00	15.48		
2154301. SUN FLOWER COOKING OIL	5 LTR.	QTA	840.00	840.00	840.00	0.00	0.00		
		LAH	840.00	840.00	815.00	0.00	3.07		
		FAS	850.00	850.00	770.00	0.00	10.39		

Contd.

7.10 Intercity Wholesale Prices of Selected Commodities

Group/Commodity/Item Specification	Unit	City	Prices (Rs.)			% Change in October, 2017 Over	
			Oct., 2017	Sept., 2017	Oct., 2016	Sept., 2017	Oct., 2016
		RAW	855.00	855.00	825.00	0.00	3.64
		MUL	879.81	879.81	778.85	0.00	12.96
		GJT	855.00	855.00	790.00	0.00	8.23
		KAR	742.50	742.50	742.50	0.00	0.00
		HYD	860.00	860.00	870.00	0.00	-1.15
		SKR	840.00	840.00	840.00	0.00	0.00
		PSH	840.00	840.00	850.00	0.00	-1.18
		MNG	875.00	875.00	850.00	0.00	2.94
		QTA	900.00	900.00	900.00	0.00	0.00
2154401. MUSTARD & RAPE SEED OIL.	40 KG.	LAH	5200.00	5200.00	5550.00	0.00	-6.31
		RAW	6900.00	6750.00	6750.00	2.22	2.22
		MUL	5800.00	5550.00	4950.00	4.50	17.17
		KSR	5400.00	5150.00	5525.00	4.85	-2.26
		KAR	6100.00	6100.00	6100.00	0.00	0.00
		HYD	5800.00	5300.00	4850.00	9.43	19.59
		MPK	6000.00	5500.00	4800.00	9.09	25.00
		PSH	6750.00	6750.00	6750.00	0.00	0.00
		BNU	6200.00	6200.00	6200.00	0.00	0.00
		QTA	6000.00	6000.00	6000.00	0.00	0.00
2154801. COTTON SEED OIL	40 KG.	LAH	5800.00	5800.00	5625.00	0.00	3.11
		MUL	4075.00	4075.00	3950.00	0.00	3.16
		GUJ	5000.00	5000.00	5200.00	0.00	-3.85
		SAR	4895.00	4895.00	4375.00	0.00	11.89
		KAR	5605.00	5605.00	5605.00	0.00	0.00
		HYD	4300.00	4500.00	4400.00	-4.44	-2.27
		SKR	4800.00	4400.00	3920.00	9.09	22.45
		NWB	6000.00	6000.00	6000.00	0.00	0.00
		PSH	5100.00	5100.00	4800.00	0.00	6.25
2154901. RAFHAN CORN OIL	2.00 LT	LAH	650.00	650.00	650.00	0.00	0.00
		FAS	700.00	700.00	690.00	0.00	1.45
		RAW	710.00	710.00	690.00	0.00	2.90
		MUL	703.00	703.00	703.00	0.00	0.00
		KAR	695.00	695.00	695.00	0.00	0.00
		HYD	710.00	710.00	710.00	0.00	0.00
		MPK	705.00	705.00	704.00	0.00	0.14
		PSH	710.00	710.00	700.00	0.00	1.43
		MNG	720.00	720.00	730.00	0.00	-1.37
		QTA	730.00	730.00	730.00	0.00	0.00
033. Vegetable Ghee							
2159001. VEGETABLE GHEE(16 KG TIN)	EACH	LAH	2250.00	2200.00	2250.00	2.27	0.00
		RAW	2325.00	2325.00	2290.00	0.00	1.53
		MUL	2330.00	2410.00	2260.00	-3.32	3.10
		SKT	2070.00	2070.00	2070.00	0.00	0.00
		KAR	2440.00	2440.00	2400.00	0.00	1.67
		SKR	1850.00	1850.00	1830.00	0.00	1.09
		MPK	2020.00	2040.00	2060.00	-0.98	-1.94
		PSH	2450.00	2430.00	2400.00	0.82	2.08
		MNG	2400.00	2430.00	2370.00	-1.23	1.27
		QTA	2450.00	2450.00	2325.00	0.00	5.38
2159002. VEGETABLE GHEE(DALDA/TULO/HABIB/SHA	05 KG.	LAH	880.00	880.00	830.00	0.00	6.02
		FAS	860.00	860.00	825.00	0.00	4.24
		RAW	855.00	855.00	825.00	0.00	3.64
		MUL	850.00	840.00	845.00	1.19	0.59
		SAR	890.00	890.00	870.00	0.00	2.30
		GJT	898.00	898.00	845.00	0.00	6.27
		KAR	800.00	800.00	840.00	0.00	-4.76
		HYD	900.00	900.00	875.00	0.00	2.86

Contd.

7.10 Intercity Wholesale Prices of Selected Commodities

Group/Commodity/Item Specification	Unit	City	Prices (Rs.)			% Change in October, 2017 Over	
			Oct., 2017	Sept., 2017	Oct., 2016	Sept., 2017	Oct., 2016
		SKR	780.00	780.00	780.00	0.00	0.00
		PSH	860.00	860.00	830.00	0.00	3.61
		QTA	850.00	850.00	830.00	0.00	2.41
034. Oil Cakes							
2171001. COTTON SEED OIL CAKES	40 KG.	LAH	1800.00	1800.00	1675.00	0.00	7.46
		FAS	1575.00	1800.00	1850.00	-12.50	-14.86
		MUL	1225.00	1675.00	1500.00	-26.87	-18.33
		SAR	1600.00	1600.00	1574.25	0.00	1.64
		BPR	1450.00	1450.00	1625.00	0.00	-10.77
		HYD	1650.00	1500.00	1600.00	10.00	3.13
		SKR	1720.00	1640.00	1640.00	4.88	4.88
		MPK	1285.00	1070.00	1500.00	20.09	-14.33
		PSH	1480.00	1650.00	1500.00	-10.30	-1.33
		QTA	1250.00	1250.00	1250.00	0.00	0.00
2171002. MUSTARD & RAPSEED OIL CAKES	40 KG.	LAH	1400.00	1400.00	1350.00	0.00	3.70
		FAS	1350.00	1250.00	1200.00	8.00	12.50
		MUL	1225.00	1200.00	1300.00	2.08	-5.77
		SAR	1200.00	1187.50	1350.00	1.05	-11.11
		BPR	1275.00	1150.00	1325.00	10.87	-3.77
		HYD	1400.00	1100.00	1270.00	27.27	10.24
		SKR	1450.00	1300.00	1400.00	11.54	3.57
		MPK	1200.00	1150.00	1200.00	4.35	0.00
		PSH	1600.00	1640.00	1600.00	-2.44	0.00
		QTA	950.00	950.00	950.00	0.00	0.00
035. Processed Liquid Milk							
2211002. MILK PAK/HALEEB/NESTLE (LITRE)	DOZ.	LAH	1450.00	1450.00	1360.00	0.00	6.62
		FAS	1470.00	1360.00	1235.00	8.09	19.03
		RAW	1355.00	1355.00	1255.00	0.00	7.97
		KAR	1250.00	1250.00	1250.00	0.00	0.00
		HYD	1472.00	1472.00	1250.00	0.00	17.76
		SKR	1320.00	1320.00	1140.00	0.00	15.79
		PSH	1470.00	1471.00	1240.00	-0.07	18.55
		MNG	1380.00	1380.00	1370.00	0.00	0.73
036. Milk & Cream in Solid Form							
2221101. POWD.MILK EVERYDAY(NESTLE)1KG.	EACH	LAH	680.00	680.00	660.00	0.00	3.03
		RAW	672.50	672.50	632.50	0.00	6.32
		MUL	689.84	689.84	671.32	0.00	2.76
		KAR	662.50	662.50	662.50	0.00	0.00
		HYD	758.00	758.00	680.00	0.00	11.47
		SKR	665.00	665.00	650.00	0.00	2.31
		PSH	680.00	660.00	650.00	3.03	4.62
		BNU	680.00	680.00	680.00	0.00	0.00
		QTA	680.00	680.00	680.00	0.00	0.00
2221201. POWDERED MILK(SKIMMED)/BAG 25 KG.	EACH	LAH	11750.00	11750.00	11750.00	0.00	0.00
		RAW	12350.00	12350.00	12350.00	0.00	0.00
		MUL	9250.00	9350.00	8900.00	-1.07	3.93
		KAR	10250.00	10250.00	10750.00	0.00	-4.65
		PSH	9800.00	9800.00	8500.00	0.00	15.29
		QTA	12500.00	12500.00	12500.00	0.00	0.00
2221202. POWDERED MILK NIDO (1 KG. POLY BA	EACH	LAH	725.00	725.00	700.00	0.00	3.57
		RAW	792.50	792.50	738.00	0.00	7.38
		GUJ	720.00	720.00	738.00	0.00	-2.44
		KAR	758.00	758.00	732.50	0.00	3.48
		HYD	794.00	794.00	857.14	0.00	-7.37
		PSH	720.00	722.00	745.00	-0.28	-3.36
037. Ice Cream							
2227001. ICE CREAM POLKA/WALLS	DOZ.	LAH	400.00	400.00	400.00	0.00	0.00

Contd.

7.10 Intercity Wholesale Prices of Selected Commodities

Group/Commodity/Item Specification	Unit	City	Prices (Rs.)			% Change in October, 2017 Over	
			Oct., 2017	Sept., 2017	Oct., 2016	Sept., 2017	Oct., 2016
		RAW	495.00	495.00	442.50	0.00	11.86
		KAR	288.00	288.00	288.00	0.00	0.00
		HYD	432.00	432.00	432.00	0.00	0.00
		SKR	453.00	453.00	240.00	0.00	88.75
		QTA	456.00	456.00	456.00	0.00	0.00
038. Dairy Products N.E.C							
2229001. MILO(200 GM. PACK) NESTLE	EACH	LAH	198.00	198.00	198.00	0.00	0.00
		FAS	187.50	187.50	175.00	0.00	7.14
		RAW	192.50	192.50	172.50	0.00	11.59
		MUL	140.00	0.00	140.00	-----	0.00
		KAR	190.00	190.00	190.00	0.00	0.00
		HYD	195.00	195.00	195.00	0.00	0.00
		MPK	180.00	180.00	180.00	0.00	0.00
		PSH	190.00	190.00	190.00	0.00	0.00
		MNG	300.00	300.00	175.00	0.00	71.43
		QTA	160.00	160.00	160.00	0.00	0.00
2229002. LACTOGEN(SOFT PACK 400 GM)	EACH	LAH	405.00	405.00	395.00	0.00	2.53
		FAS	408.33	408.33	395.83	0.00	3.16
		RAW	427.50	427.50	415.00	0.00	3.01
		MUL	416.50	416.50	407.50	0.00	2.21
		KAR	400.00	400.00	400.00	0.00	0.00
		HYD	420.00	420.00	405.00	0.00	3.70
		MPK	408.00	408.00	408.00	0.00	0.00
		PSH	416.00	416.00	394.00	0.00	5.58
		QTA	395.00	395.00	395.00	0.00	0.00
039. Wheat Flour							
2311001. WHEAT FLOUR SUP. QLTY.	80 KG.	LAH	3600.00	3600.00	3565.00	0.00	0.98
		FAS	2760.00	2680.00	2940.00	2.99	-6.12
		RAW	3390.00	3390.00	3567.50	0.00	-4.98
		MUL	2800.00	2800.00	2950.00	0.00	-5.08
		GUJ	3040.00	2920.00	2880.00	4.11	5.56
		SAR	2950.00	2900.00	3040.00	1.72	-2.96
		SKT	3400.00	3400.00	3800.00	0.00	-10.53
		GJT	2860.00	2880.00	3000.00	-0.69	-4.67
		KAR	2840.00	2760.00	3040.00	2.90	-6.58
		HYD	3250.00	3250.00	3520.00	0.00	-7.67
		SKR	2960.00	2920.00	2880.00	1.37	2.78
		LRK	2920.00	2920.00	3000.00	0.00	-2.67
		PSH	3000.00	2960.00	3200.00	1.35	-6.25
		QTA	3920.00	3920.00	3920.00	0.00	0.00
2311002. WHEAT FLOUR AVG. QLTY	80 KG.	LAH	2960.00	2960.00	2960.00	0.00	0.00
		FAS	2600.00	2520.00	2640.00	3.17	-1.52
		RAW	2825.00	2825.00	2937.50	0.00	-3.83
		MUL	2700.00	2700.00	2830.00	0.00	-4.59
		SAH	2580.00	2580.00	2790.00	0.00	-7.53
		SAR	2440.00	2430.00	2760.00	0.41	-11.59
		BPR	2720.00	2710.00	2880.00	0.37	-5.56
		GJT	2740.00	2750.00	2750.00	-0.36	-0.36
		KAR	2680.00	2680.00	2912.00	0.00	-7.97
		HYD	2900.00	2900.00	3000.00	0.00	-3.33
		SKR	2880.00	2720.00	2850.00	5.88	1.05
		LRK	3200.00	2660.00	2800.00	20.30	14.29
		MPK	2800.00	2720.00	2840.00	2.94	-1.41
		PSH	2800.00	2800.00	2880.00	0.00	-2.78
		MNG	2840.00	2720.00	3000.00	4.41	-5.33
		QTA	3880.00	3880.00	3880.00	0.00	0.00
2311003. WHEAT FLOUR/BAG OF 10 KG.	EACH	LAH	360.00	350.00	373.00	2.86	-3.49

Contd.

7.10 Intercity Wholesale Prices of Selected Commodities

Group/Commodity/Item Specification	Unit	City	Prices (Rs.)			% Change in October, 2017 Over	
			Oct., 2017	Sept., 2017	Oct., 2016	Sept., 2017	Oct., 2016
		FAS	337.50	325.00	345.00	3.85	-2.17
		RAW	362.50	362.50	379.00	0.00	-4.35
		MUL	360.00	355.00	350.00	1.41	2.86
		GUJ	340.00	350.00	360.00	-2.86	-5.56
		SKT	350.00	350.00	360.00	0.00	-2.78
		BPR	360.00	355.00	370.00	1.41	-2.70
		GJT	340.00	340.00	355.00	0.00	-4.23
		KAR	425.00	405.00	406.50	4.94	4.55
		HYD	400.00	400.00	390.00	0.00	2.56
		SKR	360.00	340.00	360.00	5.88	0.00
		LRK	370.00	350.00	362.50	5.71	2.07
		MPK	375.00	360.00	370.00	4.17	1.35
		NWB	355.00	350.00	350.00	1.43	1.43
		PSH	347.50	345.00	350.00	0.72	-0.71
		QTA	400.00	400.00	400.00	0.00	0.00
2311004. MAIDA AVG. QLTY.	80 KG.	LAH	3600.00	3480.00	3660.00	3.45	-1.64
		FAS	3120.00	2960.00	3040.00	5.41	2.63
		RAW	3400.00	3400.00	3675.00	0.00	-7.48
		MUL	3050.00	3050.00	3155.00	0.00	-3.33
		SAR	3120.00	3200.00	3440.00	-2.50	-9.30
		BPR	3300.00	3300.00	3425.00	0.00	-3.65
		GJT	3000.00	3000.00	3200.00	0.00	-6.25
		KAR	3200.00	3200.00	3040.00	0.00	5.26
		HYD	3250.00	3250.00	3280.00	0.00	-0.91
		SKR	3200.00	3200.00	3500.00	0.00	-8.57
		MPK	3280.00	3200.00	3520.00	2.50	-6.82
		PSH	3340.00	3340.00	3510.00	0.00	-4.84
		MNG	2400.00	3300.00	3670.00	-27.27	-34.60
		QTA	4400.00	4000.00	4000.00	10.00	10.00
2311005. SUJI	85 KG.	LAH	4000.00	4050.00	4260.00	-1.23	-6.10
		FAS	3315.00	3145.00	3230.00	5.41	2.63
		RAW	3412.50	3412.50	3700.00	0.00	-7.77
		MUL	3250.00	3025.00	3380.00	7.44	-3.85
		SAH	3161.50	3161.50	3604.00	0.00	-12.28
		BPR	3425.00	3425.00	3550.00	0.00	-3.52
		GJT	3250.00	3250.00	3700.00	0.00	-12.16
		KAR	3655.00	3655.00	3570.00	0.00	2.38
		HYD	3230.00	3230.00	3485.00	0.00	-7.32
		SKR	3582.00	3582.00	3782.00	0.00	-5.29
		MPK	3485.00	3400.00	3825.00	2.50	-8.89
		PSH	3500.00	3500.00	3770.00	0.00	-7.16
		QTA	4675.00	4200.00	4200.00	11.31	11.31
2311006. CERELAC WHEAT(400 GM.)	EACH	LAH	260.00	260.00	260.00	0.00	0.00
		FAS	270.00	270.00	248.00	0.00	8.87
		RAW	295.00	295.00	289.00	0.00	2.08
		MUL	272.00	272.00	258.00	0.00	5.43
		KAR	257.00	257.00	257.00	0.00	0.00
		HYD	260.00	260.00	260.00	0.00	0.00
		MPK	255.00	255.00	255.00	0.00	0.00
		PSH	260.00	260.00	250.00	0.00	4.00
		MNG	290.00	290.00	275.00	0.00	5.45
		QTA	245.00	245.00	245.00	0.00	0.00
040. Other Cereal Flour							
2312001. BESAN	85 KG.	LAH	8550.00	8550.00	12367.50	0.00	-30.87
		FAS	8022.00	8075.00	11900.00	-0.66	-32.59
		RAW	9332.50	9332.50	11450.00	0.00	-18.49
		MUL	8400.00	8250.00	12412.50	1.82	-32.33

Contd.

7.10 Intercity Wholesale Prices of Selected Commodities

Group/Commodity/Item Specification	Unit	City	Prices (Rs.)			% Change in October, 2017 Over	
			Oct., 2017	Sept., 2017	Oct., 2016	Sept., 2017	Oct., 2016
		GUJ	8925.00	8925.00	10800.00	0.00	-17.36
		SAR	8500.00	9350.00	12750.00	-9.09	-33.33
		SKT	7600.00	7600.00	12750.00	0.00	-40.39
		GJT	8260.00	8260.00	11700.00	0.00	-29.40
		KSR	9150.00	9150.00	12367.50	0.00	-26.02
		KAR	9562.50	9562.50	12580.00	0.00	-23.99
		HYD	9150.00	9300.00	12200.00	-1.61	-25.00
		SKR	9350.00	9350.00	12750.00	0.00	-26.67
		MPK	8500.00	8500.00	11900.00	0.00	-28.57
		PSH	9010.00	9010.00	11050.00	0.00	-18.46
		QTA	11050.00	11050.00	12400.00	0.00	-10.89
041. Sugar Refined							
2352001. SUGAR REFINED(BAG)	50 KG.	LAH	2550.00	2650.00	3250.00	-3.77	-21.54
		FAS	2480.00	2570.00	3225.00	-3.50	-23.10
		RAW	2590.00	2690.00	3275.00	-3.72	-20.92
		MUL	2455.00	2555.00	3205.00	-3.91	-23.40
		GUJ	2530.00	2650.00	3250.00	-4.53	-22.15
		SKT	2600.00	2950.00	3240.00	-11.86	-19.75
		GJT	2560.00	2630.00	3450.00	-2.66	-25.80
		KAR	2500.00	2600.00	3350.00	-3.85	-25.37
		HYD	2500.00	2500.00	3250.00	0.00	-23.08
		MPK	2490.00	2520.00	3250.00	-1.19	-23.38
		PSH	2550.00	2620.00	3430.00	-2.67	-25.66
		MNG	2600.00	2600.00	3380.00	0.00	-23.08
		QTA	2550.00	2550.00	3350.00	0.00	-23.88
2352002. GUR AVG. QLTY.	40 KG.	LAH	2700.00	2700.00	3625.00	0.00	-25.52
		MUL	2450.00	2100.00	2750.00	16.67	-10.91
		SAR	2017.50	2040.00	2475.00	-1.10	-18.48
		SKT	3100.00	3100.00	3600.00	0.00	-13.89
		KSR	2400.00	2400.00	3760.00	0.00	-36.17
		KAR	2560.00	2560.00	3100.00	0.00	-17.42
		HYD	2150.00	2150.00	2650.00	0.00	-18.87
		SKR	2800.00	2500.00	3250.00	12.00	-13.85
		PSH	2750.00	2750.00	2800.00	0.00	-1.79
		MNG	3500.00	3500.00	3600.00	0.00	-2.78
		QTA	3200.00	3000.00	3200.00	6.67	0.00
042. Chocolate							
2366001. CHOCLATE CANDY (NOW)	DOZ.	LAH	52.00	52.00	52.00	0.00	0.00
		RAW	54.50	54.50	54.50	0.00	0.00
		BPR	55.00	55.00	55.00	0.00	0.00
		KSR	52.00	52.00	52.00	0.00	0.00
		KAR	54.00	54.00	52.00	0.00	3.85
		PSH	52.00	52.00	52.00	0.00	0.00
		QTA	54.00	54.00	54.00	0.00	0.00
043. Sugar Confectionary							
2367001. TOFFEE (HILAL)	DOZ.	LAH	18.00	18.00	18.00	0.00	0.00
		RAW	20.00	20.00	20.00	0.00	0.00
		GUJ	10.00	10.00	10.00	0.00	0.00
		SKT	10.00	10.00	10.00	0.00	0.00
		BPR	10.97	10.97	10.97	0.00	0.00
		KSR	18.00	18.00	18.00	0.00	0.00
		KAR	10.00	10.00	10.00	0.00	0.00
		HYD	10.00	10.00	10.00	0.00	0.00
		LRK	15.00	15.00	15.00	0.00	0.00
		PSH	10.58	10.58	10.28	0.00	2.92
		QTA	10.00	10.00	10.00	0.00	0.00

Contd.

7.10 Intercity Wholesale Prices of Selected Commodities

Group/Commodity/Item Specification	Unit	City	Prices (Rs.)			% Change in October, 2017 Over		
			Oct., 2017	Sept., 2017	Oct., 2016	Sept., 2017	Oct., 2016	
044. Coffee & Tea								
2391301. TEA LIPTON YELLOW LABEL 200 G.PKT	06 PKT.	LAH	1020.00	1020.00	895.00	0.00	13.97	
		FAS	978.94	978.94	863.15	0.00	13.41	
		RAW	955.00	955.00	897.50	0.00	6.41	
		MUL	966.00	966.00	852.00	0.00	13.38	
		SKT	1110.00	1021.76	884.21	8.64	25.54	
		KAR	1035.79	1139.00	900.00	-9.06	15.09	
		HYD	1010.52	1010.52	891.47	0.00	13.35	
		SKR	1009.26	1009.26	891.48	0.00	13.21	
		PSH	960.00	960.00	864.00	0.00	11.11	
		MNG	1050.00	1110.00	840.00	-5.41	25.00	
		QTA	1019.95	1219.56	935.34	-16.37	9.05	
2391302. TEA SUPREME 200 G. PKT.	06 PKT.	LAH	835.00	835.00	788.00	0.00	5.96	
		FAS	842.10	842.10	757.89	0.00	11.11	
		RAW	875.00	875.00	762.50	0.00	14.75	
		MUL	822.00	822.00	750.00	0.00	9.60	
		SKT	870.00	870.00	789.47	0.00	10.20	
		KAR	821.00	821.00	821.00	0.00	0.00	
		HYD	865.26	865.26	793.00	0.00	9.11	
		SKR	891.00	891.00	786.00	0.00	13.36	
		PSH	830.00	790.00	860.00	5.06	-3.49	
		MNG	1060.00	1000.00	810.00	6.00	30.86	
		QTA	760.00	760.00	760.00	0.00	0.00	
2391303. TEA LOOSE	KG.	LAH	422.50	422.50	422.50	0.00	0.00	
		FAS	500.00	500.00	500.00	0.00	0.00	
		RAW	685.00	685.00	645.00	0.00	6.20	
		MUL	490.00	490.00	490.00	0.00	0.00	
		SKT	500.00	500.00	500.00	0.00	0.00	
		GJT	580.00	580.00	550.00	0.00	5.45	
		KAR	510.00	510.00	440.00	0.00	15.91	
		HYD	640.00	640.00	580.00	0.00	10.34	
		SKR	495.00	495.00	475.00	0.00	4.21	
		MPK	545.00	545.00	510.00	0.00	6.86	
		PSH	570.00	570.00	570.00	0.00	0.00	
		MNG	680.00	650.00	500.00	4.62	36.00	
		QTA	410.00	410.00	410.00	0.00	0.00	
2391304. TEA TAPAL MIXTURE (200 G) PKT.	06 PKT	LAH	1015.00	1015.00	895.00	0.00	13.41	
		FAS	978.94	978.94	863.15	0.00	13.41	
		RAW	987.50	987.50	872.50	0.00	13.18	
		MUL	901.56	901.56	760.80	0.00	18.50	
		KAR	915.00	915.00	915.00	0.00	0.00	
		HYD	877.89	877.89	852.64	0.00	2.96	
		PSH	960.00	960.00	864.00	0.00	11.11	
		MNG	970.00	1150.00	780.00	-15.65	24.36	
		QTA	1074.00	1074.00	1074.00	0.00	0.00	
045. Spices								
2392101. BLACK PEPPER 50 G.PKT.(NATIONAL)	EACH	LAH	100.00	100.00	91.00	0.00	9.89	
		RAW	97.50	97.50	91.50	0.00	6.56	
		MUL	102.23	102.23	92.94	0.00	10.00	
		SKT	86.89	86.89	86.89	0.00	0.00	
		KAR	105.00	105.00	105.00	0.00	0.00	
		HYD	110.00	110.00	105.00	0.00	4.76	
		MPK	100.00	100.00	90.00	0.00	11.11	
		PSH	102.00	102.00	91.00	0.00	12.09	
		MNG	110.00	110.00	90.00	0.00	22.22	
		QTA	120.00	120.00	86.00	0.00	39.53	

Contd.

7.10 Intercity Wholesale Prices of Selected Commodities

Group/Commodity/Item Specification	Unit	City	Prices (Rs.)			% Change in October, 2017 Over			
			Oct., 2017	Sept., 2017	Oct., 2016	Sept., 2017	Oct., 2016		
2392201. RED CHILLIES(200 G PKT.NATIONAL)	EACH	LAH	105.00	105.00	95.00	0.00	10.53		
		FAS	96.32	96.32	96.32	0.00	0.00		
		RAW	109.50	109.50	96.50	0.00	13.47		
		MUL	95.52	95.52	95.52	0.00	0.00		
		SKT	95.52	95.52	95.52	0.00	0.00		
		KAR	100.00	100.00	100.00	0.00	0.00		
		HYD	120.00	120.00	105.00	0.00	14.29		
		MPK	96.50	96.50	96.50	0.00	0.00		
		PSH	110.00	110.00	92.00	0.00	19.57		
		MNG	106.00	106.00	106.00	0.00	0.00		
2392402. CORRIANDER PWD.200 G. PKT.NAT.	EACH	QTA	116.00	116.00	92.00	0.00	26.09		
		LAH	87.96	87.96	87.96	0.00	0.00		
		FAS	94.23	94.23	94.23	0.00	0.00		
		RAW	91.50	91.50	91.50	0.00	0.00		
		MUL	97.13	97.13	97.13	0.00	0.00		
		SKT	70.78	70.78	70.78	0.00	0.00		
		KAR	90.00	90.00	90.00	0.00	0.00		
		HYD	104.00	104.00	104.00	0.00	0.00		
		MPK	68.41	68.41	68.41	0.00	0.00		
		PSH	90.00	90.00	90.00	0.00	0.00		
2392601. CLOVES	40 KG.	MNG	58.00	58.00	104.00	0.00	-44.23		
		QTA	103.00	103.00	103.00	0.00	0.00		
		LAH	48000.00	48000.00	52500.00	0.00	-8.57		
		RAW	45250.00	45250.00	45800.00	0.00	-1.20		
		MUL	42250.00	39000.00	41500.00	8.33	1.81		
		KAR	44000.00	43000.00	41500.00	2.33	6.02		
		HYD	46000.00	46000.00	52000.00	0.00	-11.54		
		MPK	42000.00	40000.00	42000.00	5.00	0.00		
		PSH	52000.00	52000.00	52000.00	0.00	0.00		
		QTA	51000.00	51000.00	51000.00	0.00	0.00		
046. Other Food Products									
2399401. VINEGAR SYNTHETIC (SIRKA)	DOZ.	LAH	780.00	780.00	780.00	0.00	0.00		
		RAW	875.00	875.00	875.00	0.00	0.00		
		KAR	625.00	625.00	545.00	0.00	14.68		
		PSH	660.00	660.00	720.00	0.00	-8.33		
		QTA	900.00	900.00	900.00	0.00	0.00		
2399901. TURMERIC POWDER(50 G.PKT.NATIONAL)	EACH	LAH	31.50	31.50	31.50	0.00	0.00		
		FAS	31.96	31.96	31.96	0.00	0.00		
		RAW	30.00	30.00	30.00	0.00	0.00		
		MUL	31.69	31.69	31.69	0.00	0.00		
		SKT	31.69	31.69	31.69	0.00	0.00		
		KAR	34.00	34.00	34.00	0.00	0.00		
		HYD	35.00	35.00	35.00	0.00	0.00		
		SKR	31.69	31.69	31.71	0.00	-0.06		
		MPK	32.00	32.00	32.00	0.00	0.00		
		PSH	32.00	32.00	31.20	0.00	2.56		
047. Mineral Water	DOZ.	MNG	32.50	32.50	32.50	0.00	0.00		
		QTA	30.00	30.00	30.00	0.00	0.00		
		2441001. MINERAL WATER NESTLE(1.5 LTR)	DOZ.	LAH	555.00	555.00	520.00	0.00	6.73
				FAS	460.00	460.00	450.00	0.00	2.22
				RAW	522.50	522.50	512.50	0.00	1.95
				MUL	574.00	530.00	530.00	8.30	8.30
				GUJ	540.00	540.00	450.00	0.00	20.00
				SKT	419.00	419.00	419.00	0.00	0.00
				KAR	499.00	499.00	499.00	0.00	0.00
				HYD	568.56	568.56	500.00	0.00	13.71

Contd.

7.10 Intercity Wholesale Prices of Selected Commodities

Group/Commodity/Item Specification	Unit	City	Prices (Rs.)			% Change in October, 2017 Over	
			Oct., 2017	Sept., 2017	Oct., 2016	Sept., 2017	Oct., 2016
		SKR	480.00	480.00	480.00	0.00	0.00
		MPK	510.00	510.00	510.00	0.00	0.00
		PSH	500.00	480.00	480.00	4.17	4.17
		QTA	576.00	576.00	528.00	0.00	9.09
048. Beverages							
2449001. COCA COLA(CRATE OF 24 BOTTLES)	EACH	LAH	442.00	442.00	442.00	0.00	0.00
		FAS	445.00	445.00	445.00	0.00	0.00
		RAW	405.00	405.00	405.00	0.00	0.00
		MUL	400.00	400.00	403.00	0.00	-0.74
		SKT	444.00	444.00	444.00	0.00	0.00
		GJT	444.00	444.00	444.00	0.00	0.00
		KAR	444.00	444.00	444.00	0.00	0.00
		HYD	444.00	444.00	444.00	0.00	0.00
		SKR	432.00	432.00	432.00	0.00	0.00
		MPK	390.00	390.00	390.00	0.00	0.00
		PSH	440.00	440.00	440.00	0.00	0.00
		BNU	475.00	475.00	475.00	0.00	0.00
		MNG	450.00	450.00	430.00	0.00	4.65
		QTA	480.00	480.00	480.00	0.00	0.00
2449002. SEVEN UP (CRATE OF 24 BOTTLES)	EACH	LAH	442.00	442.00	442.00	0.00	0.00
		FAS	445.00	445.00	445.00	0.00	0.00
		RAW	405.00	405.00	405.00	0.00	0.00
		MUL	400.00	400.00	403.00	0.00	-0.74
		SKT	444.00	444.00	444.00	0.00	0.00
		GJT	444.00	444.00	444.00	0.00	0.00
		KAR	444.00	444.00	444.00	0.00	0.00
		HYD	444.00	444.00	444.00	0.00	0.00
		SKR	432.00	432.00	432.00	0.00	0.00
		MPK	390.00	390.00	390.00	0.00	0.00
		PSH	440.00	440.00	440.00	0.00	0.00
		BNU	475.00	475.00	475.00	0.00	0.00
		MNG	450.00	450.00	420.00	0.00	7.14
		QTA	480.00	480.00	480.00	0.00	0.00
2449003. MAKKA COLA (CRATE OF 24 BOTTLES)	EACH	MUL	280.00	280.00	280.00	0.00	0.00
		GUJ	280.00	280.00	280.00	0.00	0.00
		SKT	270.00	270.00	270.00	0.00	0.00
		PSH	410.00	410.00	410.00	0.00	0.00
		BNU	322.00	322.00	322.00	0.00	0.00
		MNG	322.00	322.00	322.00	0.00	0.00
2449004. PEPSI COLA (CRATE OF 24 BOTTLES)	EACH	LAH	442.00	442.00	442.00	0.00	0.00
		FAS	445.00	445.00	445.00	0.00	0.00
		RAW	405.00	405.00	405.00	0.00	0.00
		MUL	400.00	400.00	403.00	0.00	-0.74
		SKT	444.00	444.00	444.00	0.00	0.00
		GJT	444.00	444.00	444.00	0.00	0.00
		KAR	444.00	444.00	444.00	0.00	0.00
		HYD	444.00	444.00	444.00	0.00	0.00
		SKR	432.00	432.00	432.00	0.00	0.00
		PSH	440.00	440.00	440.00	0.00	0.00
		BNU	475.00	475.00	475.00	0.00	0.00
		MNG	450.00	450.00	420.00	0.00	7.14
		QTA	450.00	450.00	450.00	0.00	0.00
049. Tobacco Products							
2502001. CIGARETTES K-2 10'S (FILTER)	1000	KAR	2400.00	2400.00	3075.00	0.00	-21.95
2502002. CIGARETTES MELBOURNE	1000	KAR	2400.00	2400.00	3575.00	0.00	-32.87
2502003. CIGARETTES CAPSTAN LSFT 10 SS	1000	KAR	2400.00	2400.00	3575.00	0.00	-32.87
2502004. CIGARETTES GOLD LEAF (KSFT) 20	1000	KAR	6250.00	6250.00	6250.00	0.00	0.00

Contd.

7.10 Intercity Wholesale Prices of Selected Commodities

Group/Commodity/Item Specification	Unit	City	Prices (Rs.)			% Change in October, 2017 Over	
			Oct., 2017	Sept., 2017	Oct., 2016	Sept., 2017	Oct., 2016
3b) Textiles & Apparels							
050. Cotton Yarn							
2636001. COTTON YARN 10/1 POPULAR FIBER	10 LB.	KAR	920.00	920.00	800.00	0.00	15.00
2636002. COTTON YARN 16/1 MGM	10 LB.	KAR	1185.00	1170.00	1125.00	1.28	5.33
2636003. COTTON YARN 21/1 SURIYA TEXTILE	10 LB.	KAR	1230.00	1230.00	1200.00	0.00	2.50
2636004. COTTON YARN 42/1 ABDULLAH TEXTILE	10 LB.	KAR	1650.00	1650.00	1650.00	0.00	0.00
2636005. COTTON YARN 20/2 BAJWA	10 LB.	KAR	1350.00	1350.00	1282.00	0.00	5.30
051. Nylon Yarn							
2643001. NYLON YARN RUPALI(PAK)50/72/00	LB.	KAR	90.00	90.00	90.00	0.00	0.00
2643002. NYLON YARN GRATON 50/36/00FLAT	LB.	KAR	70.00	70.00	70.00	0.00	0.00
2643003. NYLON YARN GRATON 75/48/0 DTY	LB.	KAR	103.00	103.00	103.00	0.00	0.00
052. Blended Yarn							
2645001. BLND.YARN 30/1 A.A TEX.Z.TW PVC	LB.	KAR	128.75	127.50	123.00	0.98	4.67
2645002. BLND.YARN 40/1 SANA	LB.	KAR	138.00	138.00	138.00	0.00	0.00
2645003. BLND.YARN 60/1 PP AGAR	LB.	KAR	124.00	124.00	124.00	0.00	0.00
2645004. BLND.YARN 30/1 A.A TEX.COMBED	LB.	KAR	135.25	133.00	125.00	1.69	8.20
2645005. BLND.YARN 40/1 A.A. TEXTILE	LB.	KAR	143.00	143.00	143.00	0.00	0.00
053. Woven Fabrics							
2654001. LIGHT WEIGHT WORSTED (L.PUR)	MTR.	LAH	975.00	975.00	925.00	0.00	5.41
		RAW	1475.00	1475.00	1275.00	0.00	15.69
		KAR	1800.00	1800.00	1700.00	0.00	5.88
2654002. HEAVY WEIGHT SUITING (L.PUR)	MTR.	LAH	1925.00	1925.00	1625.00	0.00	18.46
		RAW	1675.00	1675.00	1475.00	0.00	13.56
		KAR	2600.00	2600.00	2350.00	0.00	10.64
2654003. TWEED (LAWRENCEPUR)	MTR.	LAH	1125.00	1125.00	1025.00	0.00	9.76
		RAW	1475.00	1475.00	1325.00	0.00	11.32
		KAR	2200.00	2200.00	2050.00	0.00	7.32
2654004. WORSTED (LAWRENCEPUR)	MTR.	LAH	1175.00	1175.00	1075.00	0.00	9.30
		RAW	1525.00	1525.00	1375.00	0.00	10.91
		KAR	2000.00	2000.00	1800.00	0.00	11.11
054. Cotton Fabrics							
2662001. LATHA GUL AHMED 90000 SUP. QLTY.	40 MTR.	LAH	8900.00	8900.00	8100.00	0.00	9.88
		FAS	8000.00	8000.00	8600.00	0.00	-6.98
		RAW	6350.00	6350.00	5625.00	0.00	12.89
		MUL	8500.00	8500.00	8500.00	0.00	0.00
		KAR	8500.00	8500.00	8500.00	0.00	0.00
		HYD	8000.00	8000.00	8000.00	0.00	0.00
2662002. LATHA PRESIDENT SUP. QLTY.	40 MTR.	LAH	3700.00	3700.00	3700.00	0.00	0.00
		MUL	7000.00	7000.00	7000.00	0.00	0.00
		KAR	3682.50	3682.50	3682.50	0.00	0.00
2662003. LATHA MAST QALANDER SUP. QLTY.	40 MTR.	MUL	5300.00	5300.00	5300.00	0.00	0.00
		KAR	2810.00	2810.00	2810.00	0.00	0.00
2662004. LATHA MUGHAL-E-AZAM SUP. QLTY.	40 MTR.	LAH	4200.00	4200.00	3750.00	0.00	12.00
		FAS	6400.00	6380.00	5800.00	0.31	10.34
		RAW	5525.00	5525.00	5525.00	0.00	0.00
		MUL	6200.00	6200.00	5920.00	0.00	4.73
		KAR	5300.00	5300.00	5300.00	0.00	0.00
2662004. LATHA MUGHAL-E-AZAM SUP. QLTY.	40 MTR.	HYD	7000.00	7000.00	7000.00	0.00	0.00
		LAH	81.00	81.00	81.00	0.00	0.00
		FAS	92.50	92.50	92.50	0.00	0.00
		RAW	122.50	122.50	122.50	0.00	0.00
		MUL	125.00	125.00	125.00	0.00	0.00
055. Other Fabrics	MTR.	KAR	130.00	130.00	130.00	0.00	0.00
		HYD	140.00	140.00	140.00	0.00	0.00
		SKR	80.00	80.00	80.00	0.00	0.00
		QTA	160.00	160.00	130.00	0.00	23.08
		LAH	81.00	81.00	81.00	0.00	0.00

Contd.

7.10 Intercity Wholesale Prices of Selected Commodities

Group/Commodity/Item Specification	Unit	City	Prices (Rs.)			% Change in October, 2017 Over	
			Oct., 2017	Sept., 2017	Oct., 2016	Sept., 2017	Oct., 2016
2669002. LAWN SUP. QLTY.	MTR.	LAH	217.50	217.50	207.50	0.00	4.82
		FAS	190.00	190.00	230.00	0.00	-17.39
		RAW	225.00	225.00	225.00	0.00	0.00
		MUL	180.00	180.00	180.00	0.00	0.00
		KAR	275.00	275.00	275.00	0.00	0.00
2669003. GREY CLOTH 52"	MTR.	LAH	50.00	50.00	50.00	0.00	0.00
		FAS	62.50	62.50	62.50	0.00	0.00
		RAW	41.00	41.00	41.00	0.00	0.00
		MUL	117.50	117.50	117.50	0.00	0.00
		KAR	69.50	69.50	69.50	0.00	0.00
2669004. GREY CLOTH 98"	MTR.	LAH	82.50	82.50	82.50	0.00	0.00
		FAS	122.50	122.50	122.50	0.00	0.00
		KAR	130.00	130.00	130.00	0.00	0.00
2669005. DRILL DYED	MTR.	LAH	75.50	75.50	75.50	0.00	0.00
		FAS	120.00	120.00	120.00	0.00	0.00
		RAW	37.50	37.50	32.50	0.00	15.38
		KAR	141.00	141.00	141.00	0.00	0.00
		QTA	68.00	68.00	68.00	0.00	0.00
056. Silk & Reyon Fabrics							
2679001. KT. SHIRTING AL-KARAM SUP. QLTY.	MTR.	LAH	87.50	87.50	87.50	0.00	0.00
		RAW	132.50	132.50	132.50	0.00	0.00
		KAR	135.00	135.00	135.00	0.00	0.00
2679002. KT. SHIRTING TOYOBO SUP. QLTY.	MTR.	FAS	220.00	220.00	212.50	0.00	3.53
		RAW	132.50	132.50	132.50	0.00	0.00
		MUL	85.00	85.00	85.00	0.00	0.00
		KAR	92.50	92.50	92.50	0.00	0.00
		QTA	73.00	73.00	73.00	0.00	0.00
2679003. WOOLY FLAT	MTR.	LAH	52.50	52.50	47.50	0.00	10.53
		KAR	39.00	39.00	39.00	0.00	0.00
		QTA	62.50	62.50	62.50	0.00	0.00
2679004. SILK AVG. QLTY.	MTR.	LAH	72.50	72.50	67.50	0.00	7.41
		RAW	57.50	57.50	57.50	0.00	0.00
		MUL	95.00	95.00	95.00	0.00	0.00
		KAR	41.00	41.00	41.00	0.00	0.00
		SKR	45.00	45.00	45.00	0.00	0.00
		QTA	55.00	55.00	55.00	0.00	0.00
2679005. SILK SUP. QLTY.	MTR.	LAH	102.50	102.50	92.50	0.00	10.81
		FAS	95.00	95.00	237.50	0.00	-60.00
		RAW	95.00	95.00	95.00	0.00	0.00
		QTA	75.00	75.00	75.00	0.00	0.00
2679006. LINEN STAR MILL KARACHI	MTR.	LAH	127.50	127.50	127.50	0.00	0.00
		KAR	140.00	140.00	130.00	0.00	7.69
		QTA	100.00	100.00	100.00	0.00	0.00
057. Towels							
2684001. TOWEL MED SIZE AVG. QLTY.	DOZ.	LAH	1825.00	1825.00	1725.00	0.00	5.80
		FAS	1900.00	1900.00	1650.00	0.00	15.15
		KSR	1825.00	1825.00	1725.00	0.00	5.80
		KAR	2300.00	2300.00	2300.00	0.00	0.00
		SKR	2040.00	2040.00	2040.00	0.00	0.00
		PSH	2400.00	2400.00	2400.00	0.00	0.00
		QTA	1620.00	1620.00	1620.00	0.00	0.00
058. Blankets							
2711001. BLANKET MOONLITE SINGLE	EACH	LAH	2400.00	2400.00	2400.00	0.00	0.00
		RAW	3075.00	3075.00	3075.00	0.00	0.00
		KAR	2437.50	2437.50	2437.50	0.00	0.00

Contd.

7.10 Intercity Wholesale Prices of Selected Commodities

Group/Commodity/Item Specification	Unit	City	Prices (Rs.)			% Change in October, 2017 Over			
			Oct., 2017	Sept., 2017	Oct., 2016	Sept., 2017	Oct., 2016		
2711002. BLANKET MOONLITE DOUBLE	EACH	LAH	3000.00	3000.00	3000.00	0.00	0.00		
		RAW	3475.00	3487.50	3475.00	-0.36	0.00		
		KAR	2900.00	2900.00	2900.00	0.00	0.00		
059. Bed Sheets									
2712001. BED SHEET COTTON SINGLE AVG. QLTY.	DOZ.	LAH	3760.00	3760.00	3760.00	0.00	0.00		
		FAS	4300.00	4300.00	4300.00	0.00	0.00		
		KAR	4350.00	4350.00	4350.00	0.00	0.00		
		SKR	3960.00	3960.00	3960.00	0.00	0.00		
		PSH	4000.00	4000.00	4300.00	0.00	-6.98		
		QTA	3600.00	3600.00	3600.00	0.00	0.00		
2712002. BED SHEET COTTON DOUBLE AVG. QLTY.	DOZ.	LAH	6250.00	6250.00	6250.00	0.00	0.00		
		FAS	4950.00	4950.00	4900.00	0.00	1.02		
		KAR	6750.00	6750.00	6750.00	0.00	0.00		
		SKR	7800.00	7800.00	7800.00	0.00	0.00		
		PSH	9600.00	9600.00	9600.00	0.00	0.00		
		QTA	4500.00	4500.00	4250.00	0.00	5.88		
060. Quilts									
2718001. READY MADE QUILT	EACH	LAH	950.00	950.00	950.00	0.00	0.00		
		RAW	875.00	875.00	775.00	0.00	12.90		
		KAR	1075.00	1075.00	1075.00	0.00	0.00		
		PSH	900.00	900.00	900.00	0.00	0.00		
		QTA	1000.00	800.00	600.00	25.00	66.67		
061. Woolen Carpets									
2721001. WOOLEN CARPET	SQ.FT.	LAH	105.00	105.00	105.00	0.00	0.00		
		KAR	60.00	60.00	60.00	0.00	0.00		
062. Synthetic Carpets									
2729001. SYNTHETIC CARPET	SQ.FT.	LAH	32.50	32.50	32.50	0.00	0.00		
		RAW	26.50	26.50	24.50	0.00	8.16		
		KAR	49.00	49.00	49.00	0.00	0.00		
		QTA	46.50	46.50	46.50	0.00	0.00		
063. Hosiery Products									
2821001. UNDER WEAR MED. SIZE AVG. QLTY.	DOZ.	LAH	1270.00	1270.00	1270.00	0.00	0.00		
		FAS	900.00	900.00	780.00	0.00	15.38		
		RAW	1912.50	1912.50	1912.50	0.00	0.00		
		KAR	1140.00	1140.00	1000.00	0.00	14.00		
		SKR	960.00	960.00	960.00	0.00	0.00		
		PSH	1440.00	1440.00	1440.00	0.00	0.00		
		QTA	540.00	540.00	420.00	0.00	28.57		
		2821002. VEST (BANYAN)MED. SIZE AVG. QLTY.	DOZ.	LAH	1310.00	1310.00	1310.00	0.00	0.00
				FAS	1020.00	1020.00	900.00	0.00	13.33
RAW	1912.50			1912.50	1912.50	0.00	0.00		
KAR	1260.00			1260.00	1030.00	0.00	22.33		
SKR	1320.00			1320.00	1320.00	0.00	0.00		
2821003. SOCKS NYLON MIXED GENTS SUP. QLTY.	DOZ.	PSH	1470.00	1440.00	1440.00	2.08	2.08		
		QTA	720.00	720.00	720.00	0.00	0.00		
		LAH	660.00	660.00	1125.00	0.00	-41.33		
		FAS	780.00	710.00	710.00	9.86	9.86		
		RAW	812.50	812.50	812.50	0.00	0.00		
		KAR	930.00	930.00	798.00	0.00	16.54		
2821004. SOCKS COTTON GENTS AVG. QLTY.	DOZ.	SKR	900.00	900.00	900.00	0.00	0.00		
		PSH	625.00	600.00	900.00	4.17	-30.56		
		QTA	620.00	620.00	620.00	0.00	0.00		
		LAH	1087.50	1087.50	750.00	0.00	45.00		
		FAS	510.00	510.00	510.00	0.00	0.00		
2821004. SOCKS COTTON GENTS AVG. QLTY.	DOZ.	KAR	702.00	702.00	650.00	0.00	8.00		
064. Readymade Garments									
2823101. PANTS GENTS (W&W) AVG. QLTY.	DOZ.	LAH	4750.00	4750.00	4250.00	0.00	11.76		

Contd.

7.10 Intercity Wholesale Prices of Selected Commodities

Group/Commodity/Item Specification	Unit	City	Prices (Rs.)			% Change in October, 2017 Over	
			Oct., 2017	Sept., 2017	Oct., 2016	Sept., 2017	Oct., 2016
		RAW	7900.00	7900.00	7250.00	0.00	8.97
		KAR	5730.00	5730.00	5730.00	0.00	0.00
2823102. SHORT	DOZ.	LAH	1250.00	1250.00	1250.00	0.00	0.00
		KAR	1350.00	1350.00	1350.00	0.00	0.00
		HYD	1800.00	1800.00	2400.00	0.00	-25.00
2823103. AWAMI SUIT(W&W) AVG. QLTY.	DOZ.	LAH	10000.00	10000.00	10000.00	0.00	0.00
		RAW	14350.00	14350.00	13350.00	0.00	7.49
		KAR	7900.00	7900.00	7900.00	0.00	0.00
		QTA	6600.00	6600.00	5400.00	0.00	22.22
2823201. SHIRT GENTS (W&W) AVG. QLTY.	DOZ.	LAH	3225.00	3225.00	3225.00	0.00	0.00
		RAW	4375.00	4375.00	4375.00	0.00	0.00
		KAR	3540.00	3540.00	4050.00	0.00	-12.59
2823301. GIRL'S FROCK (W&W)	DOZ.	LAH	8750.00	8750.00	8750.00	0.00	0.00
		RAW	12825.00	12825.00	11650.00	0.00	10.09
		KAR	7500.00	7500.00	7500.00	0.00	0.00
3c) Leather Products							
065. Leather Without Hair							
2912001. SOLE LEATHER 5 MM GR-1	KG.	SAH	700.00	700.00	700.00	0.00	0.00
		KSR	425.00	425.00	425.00	0.00	0.00
2912002. SOLE LEATHER 4.5 MM GR-1	KG.	SAH	725.00	725.00	725.00	0.00	0.00
		KSR	490.00	490.00	490.00	0.00	0.00
2912003. SOLE LEATHER 4 MM GR-1	KG.	SAH	750.00	750.00	750.00	0.00	0.00
		KSR	510.00	510.00	510.00	0.00	0.00
066. Other Leather N.E.C							
2913001. CHROME LEATHER COW ANALINE GR-I	DM.	SAH	19.37	19.37	19.37	0.00	0.00
		KSR	20.45	20.45	20.45	0.00	0.00
2913002. CHROME LEATHER COW ANALINE GR-II	DM.	SAH	18.29	18.29	18.29	0.00	0.00
		KSR	18.22	18.22	18.22	0.00	0.00
2913003. CHROME LEATHER BUFF CALF (SUP)	DM.	SAH	17.22	17.22	17.22	0.00	0.00
		KSR	18.00	18.00	18.00	0.00	0.00
2913004. CHROME LEATHER BUFF CALF (B)	DM.	SAH	15.60	15.60	15.60	0.00	0.00
		KSR	15.00	15.00	15.00	0.00	0.00
067. Footweares							
2933001. GENTS SHOES PAUL BATA	PAIR	LAH	818.23	818.23	818.23	0.00	0.00
2933002. GENTS SANDAL BATA	PAIR	LAH	572.51	572.51	572.51	0.00	0.00
2933003. GENTS SLATE CHAPPAL BATA	PAIR	LAH	110.08	110.08	110.08	0.00	0.00
2933004. LADIES SANDAL BATA (EMOZIAN)	PAIR	LAH	490.61	490.61	490.61	0.00	0.00
2933005. LADIES SPOUNG CHAPPAL BATA(TROPICAL)	PAIR	LAH	109.52	109.52	109.52	0.00	0.00
2933006. CHILD SHOE POWER LIFE BATA	PAIR	LAH	550.00	550.00	550.00	0.00	0.00
2933007. GENTS SHOES ART 1109 SERVIS	PAIR	LAH	477.00	477.00	477.00	0.00	0.00
2933008. CHEETAH 50 SIZE 3.5	PAIR	LAH	1091.00	1091.00	1091.00	0.00	0.00
2933009. SERVIS SHOES WOMEN	PAIR	LAH	370.00	370.00	370.00	0.00	0.00
2933010. SERVIS SHOES CHILDREN	PAIR	LAH	257.00	257.00	257.00	0.00	0.00
4. Other Transportable Goods							
068. Timber							
3131001. TIMBER SHEESHAM	CMT.	LAH	71510.50	71510.50	62682.50	0.00	14.08
		RAW	76809.50	76809.50	73278.00	0.00	4.82
		KAR	59000.00	59000.00	59000.00	0.00	0.00
		PSH	56503.00	56503.00	52965.00	0.00	6.68
		QTA	55582.00	55582.00	55582.00	0.00	0.00
3131002. TIMBER KERUING PINE WOOD	CMT.	RAW	67981.00	67981.00	67981.00	0.00	0.00
		KAR	59000.00	59000.00	59000.00	0.00	0.00
3131003. TIMBER PERTAL	CMT.	LAH	41494.00	41494.00	41494.00	0.00	0.00
		RAW	55620.50	55620.50	55620.50	0.00	0.00
		KAR	43000.00	43000.00	43000.00	0.00	0.00
		PSH	56496.00	56496.00	56496.00	0.00	0.00
		QTA	31050.00	31050.00	31050.00	0.00	0.00

Contd.

7.10 Intercity Wholesale Prices of Selected Commodities

Group/Commodity/Item Specification	Unit	City	Prices (Rs.)			% Change in October, 2017 Over	
			Oct., 2017	Sept., 2017	Oct., 2016	Sept., 2017	Oct., 2016
3131004. TIMBER CHIR	CMT.	LAH	41494.00	41494.00	36197.00	0.00	14.63
		RAW	50323.50	50323.50	50323.50	0.00	0.00
		KAR	34500.00	34500.00	34500.00	0.00	0.00
3131005. TIMBER DEODAR	CMT.	RAW	111241.00	111241.00	111241.00	0.00	0.00
		KAR	112500.00	112500.00	112500.00	0.00	0.00
		PSH	105938.00	105938.00	105930.00	0.00	0.01
		QTA	88000.00	88000.00	88000.00	0.00	0.00
3131006. TIMBER TEAK WOOD	CMT.	LAH	177452.50	177452.50	147436.00	0.00	20.36
		KAR	155000.00	155000.00	155000.00	0.00	0.00
069. Printing Paper							
3212901. OFFSET PAPER FLYING FINISH	KG.	KAR	82.00	82.00	80.00	0.00	2.50
3212902. ART PAPER "LEYKAM"/CHINA	KG.	KAR	115.00	115.00	115.00	0.00	0.00
3212903. PRINTING PAPER ROYAL CENTURY	KG.	KAR	90.00	90.00	90.00	0.00	0.00
3212904. PHOTOSTAT PAPER 210X297 A-4(80GM)	KG.	KAR	342.50	350.00	340.00	-2.14	0.74
070. Hard Board							
3213301. KRAFT LINES BOARD (BRAZIL-125)	KG.	KAR	108.00	108.00	95.00	0.00	13.68
071. Coke							
3310001. COKE	MT.	KAR	60000.00	60000.00	60000.00	0.00	0.00
072. Motor Spirit							
3331001. MOTOR SPRIT 87 RON	LTR.	KAR	73.44	71.44	64.21	2.80	14.37
073. Diesel Oil							
3333001. DIESEL OIL LIGHT SPEED (BULK)	LTR.	KAR	45.93	43.93	43.28	4.55	6.12
3333002. DIESEL OIL HIGH SPEED(BULK)	LTR.	KAR	79.34	77.34	72.46	2.59	9.49
074. Kerosine Oil							
3334001. KEROSENE OIL	LTR.	KAR	47.86	43.86	43.11	9.12	11.02
075. Furnace Oil							
3337001. HIGH SULPHUR FURNACE OIL(HSFO)	MT.	KAR	40235.00	37767.50	31030.00	6.53	29.66
076. Mobil Oil							
3338001. HAVOLINE MOBIL OIL PETROL ENGN.	4 LTR.	FAS	1950.00	1950.00	1950.00	0.00	0.00
		RAW	1962.50	1962.50	1962.50	0.00	0.00
		MUL	1600.00	1650.00	1622.50	-3.03	-1.39
		GJT	1749.00	1749.00	1749.00	0.00	0.00
		KAR	2030.00	2030.00	2000.00	0.00	1.50
		PSH	1880.00	1880.00	1700.00	0.00	10.59
		QTA	1670.00	1670.00	1670.00	0.00	0.00
		FAS	1600.00	1600.00	1600.00	0.00	0.00
3338002. HAVOLINE MOBIL OIL CNG ENGN.	4 LTR.	RAW	1937.50	1937.50	1937.50	0.00	0.00
		MUL	1550.00	1630.00	1562.50	-4.91	-0.80
		GJT	1749.00	1749.00	1749.00	0.00	0.00
		KAR	1800.00	1800.00	1750.00	0.00	2.86
		PSH	2060.00	2060.00	1700.00	0.00	21.18
		QTA	1725.00	1725.00	1725.00	0.00	0.00
		FAS	1600.00	1600.00	1600.00	0.00	0.00
		RAW	1937.50	1937.50	1937.50	0.00	0.00
077. Chemicals							
3414001. STEARIC ACID	LB.	LAH	92.00	92.00	107.50	0.00	-14.42
		KAR	83.00	83.00	80.50	0.00	3.11
3414002. ACETIC ACID	LB.	LAH	45.00	45.00	75.00	0.00	-40.00
		KAR	44.00	44.00	37.00	0.00	18.92
		PSH	48.00	48.00	49.00	0.00	-2.04
3414003. TARTARIC POWDER	50 KG.	LAH	18000.00	18000.00	17000.00	0.00	5.88
		KAR	3700.00	3700.00	3700.00	0.00	0.00
3414004. CITRIC ACID	50 KG.	LAH	7200.00	7200.00	5500.00	0.00	30.91
		KAR	6100.00	6100.00	5400.00	0.00	12.96
		PSH	7200.00	8200.00	5800.00	-12.20	24.14
3414005. CHINA CLAY	M.T.	KAR	30000.00	30000.00	45000.00	0.00	-33.33
3414006. BLEACHING POWDER	50 KG.	LAH	2600.00	2600.00	2600.00	0.00	0.00
		KSR	2675.00	2675.00	2675.00	0.00	0.00
		KAR	3100.00	3100.00	2750.00	0.00	12.73

Contd.

7.10 Intercity Wholesale Prices of Selected Commodities

Group/Commodity/Item Specification	Unit	City	Prices (Rs.)			% Change in October, 2017 Over	
			Oct., 2017	Sept., 2017	Oct., 2016	Sept., 2017	Oct., 2016
3414007. GLUCOSE POWDER	50 KG.	PSH	2800.00	2860.00	3000.00	-2.10	-6.67
		LAH	4400.00	4400.00	4500.00	0.00	-2.22
		KAR	3675.00	3675.00	3650.00	0.00	0.68
3422001. ZINC OXIDE	50 KG.	PSH	4400.00	7200.00	4500.00	-38.89	-2.22
		LAH	27000.00	27000.00	21000.00	0.00	28.57
		PSH	15000.00	15000.00	15000.00	0.00	0.00
3423101. CAUSTIC SODA	50 KG.	LAH	3950.00	3950.00	3800.00	0.00	3.95
		KSR	3950.00	3950.00	3725.00	0.00	6.04
		KAR	4625.00	4625.00	3925.00	0.00	17.83
3423102. SULPHURIC ACID	100 KG.	PSH	4200.00	4200.00	3900.00	0.00	7.69
		LAH	2300.00	2300.00	2100.00	0.00	9.52
		KAR	2320.00	2320.00	2320.00	0.00	0.00
3423103. MERCURY	KG.	PSH	2000.00	2400.00	1600.00	-16.67	25.00
		LAH	10000.00	10000.00	10000.00	0.00	0.00
		KAR	8500.00	8500.00	8000.00	0.00	6.25
3424001. SODA ASH LIGHT 80 KG. BAG	BAG	PSH	6000.00	6000.00	5500.00	0.00	9.09
		LAH	3456.00	3456.00	3360.00	0.00	2.86
		KSR	3456.00	3456.00	3425.00	0.00	0.91
3424002. SODIUM BI- CARBONATE.	50 KG.	KAR	1975.00	1975.00	1975.00	0.00	0.00
		PSH	3600.00	3600.00	3440.00	0.00	4.65
		LAH	2400.00	2400.00	2450.00	0.00	-2.04
3424003. SALT EPSUM	100 KG.	KAR	2135.00	2135.00	2160.00	0.00	-1.16
		PSH	2300.00	2300.00	2400.00	0.00	-4.17
		LAH	1400.00	1400.00	1400.00	0.00	0.00
078. Dyeing Material	LB.	KAR	1980.00	1980.00	1980.00	0.00	0.00
		PSH	2400.00	2200.00	2200.00	9.09	9.09
		KAR	270.00	270.00	270.00	0.00	0.00
3431001. DYES RED B-BASE	LB.	KAR	270.00	270.00	270.00	0.00	0.00
3431002. DYES ORITEX JAPAN RED HR-2.	LB.	KAR	225.00	225.00	225.00	0.00	0.00
3431003. DYED REACTIVE VIOLET H-3R	LB.	KAR	250.00	250.00	250.00	0.00	0.00
079. Fertilizers							
3461101. SONA UREA	MT.	LAH	26000.00	26000.00	27000.00	0.00	-3.70
		FAS	27600.00	27000.00	28000.00	2.22	-1.43
		MUL	26200.00	25200.00	26600.00	3.97	-1.50
		PSH	26400.00	26600.00	27400.00	-0.75	-3.65
3461102. KISAN UREA	MT.	LAH	26000.00	26000.00	27000.00	0.00	-3.70
		FAS	26000.00	26000.00	27000.00	0.00	-3.70
		MUL	24800.00	24600.00	25600.00	0.81	-3.13
		GUJ	26000.00	26000.00	26000.00	0.00	0.00
3461401. CALCIUM AMMONIUM NITRATE	MT.	PSH	25600.00	25400.00	26600.00	0.79	-3.76
		LAH	22600.00	22600.00	23000.00	0.00	-1.74
		FAS	23000.00	24000.00	24000.00	-4.17	-4.17
		MUL	20600.00	20400.00	20000.00	0.98	3.00
3462101. SINGLE SUPPER PHOSPHATE (GR) 18PC	MT.	GUJ	22000.00	22000.00	22000.00	0.00	0.00
		PSH	31000.00	31000.00	31000.00	0.00	0.00
		LAH	16000.00	16000.00	17000.00	0.00	-5.88
		FAS	18000.00	18000.00	18000.00	0.00	0.00
3462102. SINGLE SUPER PHOSPHATE (PD) 18PC	MT.	MUL	14600.00	14600.00	13000.00	0.00	12.31
		GUJ	16000.00	16000.00	16000.00	0.00	0.00
		PSH	17000.00	17000.00	17000.00	0.00	0.00
		LAH	21000.00	21000.00	21000.00	0.00	0.00
3462103. TRIPLE SUPER PHOSPHATE (GR)	MT.	FAS	21950.00	21950.00	21950.00	0.00	0.00
		MUL	21900.00	21900.00	21900.00	0.00	0.00
		GUJ	22000.00	22000.00	22000.00	0.00	0.00
		PSH	25100.00	25100.00	25100.00	0.00	0.00
3462103. TRIPLE SUPER PHOSPHATE (GR)	MT.	LAH	61750.00	61750.00	61750.00	0.00	0.00
		FAS	61850.00	61850.00	61850.00	0.00	0.00

Contd.

7.10 Intercity Wholesale Prices of Selected Commodities

Group/Commodity/Item Specification	Unit	City	Prices (Rs.)			% Change in October, 2017 Over	
			Oct., 2017	Sept., 2017	Oct., 2016	Sept., 2017	Oct., 2016
		MUL	62050.00	62050.00	62050.00	0.00	0.00
		GUJ	66000.00	66000.00	66000.00	0.00	0.00
		PSH	60000.00	60000.00	60000.00	0.00	0.00
3463201. SULPHATE OF POTASH	MT.	LAH	61500.00	61500.00	83000.00	0.00	-25.90
		MUL	83600.00	83600.00	83600.00	0.00	0.00
		KSR	61500.00	61500.00	83000.00	0.00	-25.90
3464101. NITRO PHOSPHATE	MT.	LAH	35500.00	35500.00	38000.00	0.00	-6.58
		FAS	38000.00	38000.00	38000.00	0.00	0.00
		MUL	37200.00	37200.00	36400.00	0.00	2.20
		GUJ	35000.00	35000.00	40000.00	0.00	-12.50
		PSH	38000.00	38000.00	39000.00	0.00	-2.56
3464201. DIA-AMMONIUM PHOSPHATE	MT.	LAH	48000.00	48000.00	50000.00	0.00	-4.00
		FAS	53000.00	52000.00	52000.00	1.92	1.92
		MUL	53200.00	52600.00	51400.00	1.14	3.50
		GUJ	49000.00	49000.00	51000.00	0.00	-3.92
		PSH	53000.00	53000.00	51000.00	0.00	3.92
3464401. NITROGEN PHOSPHATE AND POTACIUM(NPK)	MT.	LAH	46000.00	46000.00	48000.00	0.00	-4.17
		GUJ	58000.00	58000.00	58000.00	0.00	0.00
		SAR	46500.00	46500.00	49800.00	0.00	-6.63
		HYD	39600.00	39600.00	39600.00	0.00	0.00
080. Pesticides							
3466101. THIODAN 35 EC(AGRICULTURE) 1 LTR	BOTTLE	LAH	700.00	700.00	750.00	0.00	-6.67
		FAS	1100.00	1100.00	1050.00	0.00	4.76
		MUL	1200.00	1200.00	1200.00	0.00	0.00
		SAR	875.00	875.00	875.00	0.00	0.00
		GJT	500.00	500.00	500.00	0.00	0.00
		HYD	750.00	750.00	750.00	0.00	0.00
3466102. DURSBAN TC(TERMICIDE CONC.)	BOTTLE	LAH	1600.00	1600.00	2000.00	0.00	-20.00
		FAS	1100.00	1100.00	1265.00	0.00	-13.04
		MUL	1550.00	1550.00	1550.00	0.00	0.00
		SAR	1000.00	1000.00	1000.00	0.00	0.00
3466103. SARSABZ (VEGETABLES) 1 LTR.	BOTTLE	LAH	300.00	300.00	250.00	0.00	20.00
		FAS	340.00	340.00	340.00	0.00	0.00
		MUL	700.00	700.00	700.00	0.00	0.00
		SAR	250.00	250.00	300.00	0.00	-16.67
		GJT	500.00	500.00	500.00	0.00	0.00
3466104. MALATHION (ALL ANIMALS) 1 LTR.	BOTTLE	LAH	700.00	700.00	800.00	0.00	-12.50
		FAS	1220.00	1220.00	1220.00	0.00	0.00
		GUJ	1100.00	1100.00	1100.00	0.00	0.00
		GJT	1200.00	1200.00	1200.00	0.00	0.00
081. Insecticides							
3471001. L-D POLYTHYLENE	LB.	KAR	81.44	86.19	77.13	-5.51	5.59
3473001. POLYSTRENE GP.	55 LB.	KAR	4745.00	4745.00	4745.00	0.00	0.00
082. Paints & Varnishes							
3511001. SYN CLEAR VARNISH (BUXLYS)	3 LTR.	LAH	1020.00	1020.00	1062.00	0.00	-3.95
		KAR	1225.00	1225.00	1225.00	0.00	0.00
3511002. SYN CLEAR VARNISH (BERGER)	3 LTR.	LAH	1300.00	1300.00	1215.00	0.00	7.00
		KAR	1375.00	1375.00	1375.00	0.00	0.00
3511003. SYN ENAMEL VIP (BERGER)	3.6 LTR	LAH	1950.00	1950.00	1860.00	0.00	4.84
		RAW	1365.00	1365.00	1337.50	0.00	2.06
		KAR	1650.00	1650.00	1650.00	0.00	0.00
3511004. SYN ENAMEL 413 (BUXLYS)	3.6 LTR	LAH	1400.00	1400.00	1380.00	0.00	1.45
		RAW	1412.50	1365.00	1330.00	3.48	6.20
		KAR	1650.00	1650.00	1650.00	0.00	0.00
3511005. VIP PLASTIC EMULSION (BERGER)	4 LTR.	LAH	1900.00	1900.00	1836.00	0.00	3.49
		RAW	1640.00	1590.00	1555.00	3.14	5.47
		KAR	1500.00	1500.00	1500.00	0.00	0.00

Contd.

7.10 Intercity Wholesale Prices of Selected Commodities

Group/Commodity/Item Specification	Unit	City	Prices (Rs.)			% Change in October, 2017 Over	
			Oct., 2017	Sept., 2017	Oct., 2016	Sept., 2017	Oct., 2016
3511006. PLASTIC BOUND DISTEMPER(BUXLYS)	6 KG.	LAH	1200.00	1200.00	1210.00	0.00	-0.83
		RAW	990.00	990.00	975.00	0.00	1.54
		KAR	975.00	975.00	975.00	0.00	0.00
3511007. ICI PLASTIC EMULSION	4 LTR	LAH	2100.00	2100.00	1940.00	0.00	8.25
		RAW	1812.50	1745.00	1690.00	3.87	7.25
		KAR	1750.00	1750.00	1750.00	0.00	0.00
083. Medicines							
3526001. PANADOL TAB. (200)	PACKET	LAH	162.00	162.00	162.00	0.00	0.00
		RAW	195.50	195.50	195.50	0.00	0.00
		MUL	204.00	204.00	204.00	0.00	0.00
		KAR	205.00	205.00	205.00	0.00	0.00
		MPK	153.00	153.00	153.00	0.00	0.00
		PSH	207.00	207.00	210.00	0.00	-1.43
3526002. DISPRIN TAB. (600)	PACKET	LAH	555.00	555.00	555.00	0.00	0.00
		RAW	675.00	675.00	595.00	0.00	13.45
		MUL	656.88	656.88	638.00	0.00	2.96
		KAR	638.00	638.00	638.00	0.00	0.00
		MPK	550.00	550.00	550.00	0.00	0.00
		PSH	564.00	564.00	510.00	0.00	10.59
3526003. FLAGYL TAB. (200)	PACKET	LAH	278.00	278.00	278.00	0.00	0.00
		RAW	255.00	255.00	255.00	0.00	0.00
		MUL	267.83	267.83	267.83	0.00	0.00
		KAR	268.00	268.00	268.00	0.00	0.00
		MPK	315.00	315.00	260.00	0.00	21.15
		PSH	274.00	274.00	271.00	0.00	1.11
3526004. VENTOLIN TAB.(100)	PACKET	LAH	180.00	180.00	180.00	0.00	0.00
		RAW	92.00	92.00	92.00	0.00	0.00
		MUL	85.00	85.00	85.00	0.00	0.00
		KAR	121.00	121.00	121.00	0.00	0.00
		MPK	86.53	86.53	86.53	0.00	0.00
		PSH	73.20	73.20	73.20	0.00	0.00
3526005. DAONIL TAB. (60)	PACKET	LAH	85.00	85.00	85.00	0.00	0.00
		RAW	90.00	90.00	90.00	0.00	0.00
		MUL	90.00	90.00	90.00	0.00	0.00
		KAR	86.00	86.00	86.00	0.00	0.00
		MPK	86.50	86.50	86.50	0.00	0.00
		PSH	86.31	86.31	86.31	0.00	0.00
3526006. ENTOX TAB. (100)	PACKET	LAH	88.00	88.00	88.00	0.00	0.00
		RAW	80.00	80.00	80.00	0.00	0.00
		MUL	102.00	102.00	88.00	0.00	15.91
		KAR	90.00	90.00	90.00	0.00	0.00
		MPK	90.00	90.00	90.00	0.00	0.00
		PSH	135.00	135.00	135.00	0.00	0.00
3526007. CALCIUM TAB. 1000 SANDOZ	06 BOTT	LAH	115.50	115.50	115.50	0.00	0.00
		RAW	127.65	127.65	127.65	0.00	0.00
		MUL	130.00	130.00	130.00	0.00	0.00
		KAR	85.00	85.00	85.00	0.00	0.00
		MPK	130.00	130.00	87.00	0.00	49.43
		PSH	150.00	150.00	150.00	0.00	0.00
3526007. CALCIUM TAB. 1000 SANDOZ	06 BOTT	LAH	642.00	642.00	642.00	0.00	0.00
		RAW	620.00	620.00	620.00	0.00	0.00
		MUL	634.64	634.64	622.20	0.00	2.00
		KAR	660.00	660.00	660.00	0.00	0.00
		MPK	530.00	530.00	520.00	0.00	1.92
		PSH	660.00	660.00	630.00	0.00	4.76
		QTA	636.00	636.00	636.00	0.00	0.00

Contd.

7.10 Intercity Wholesale Prices of Selected Commodities

Group/Commodity/Item Specification	Unit	City	Prices (Rs.)			% Change in October, 2017 Over	
			Oct., 2017	Sept., 2017	Oct., 2016	Sept., 2017	Oct., 2016
3526008. RENITEC TAB. 5 MG. (20)	PACKET	LAH	87.56	87.56	87.56	0.00	0.00
		RAW	99.50	99.50	99.50	0.00	0.00
		MUL	99.45	99.45	99.45	0.00	0.00
		KAR	100.00	100.00	100.00	0.00	0.00
		MPK	88.00	88.00	88.00	0.00	0.00
		PSH	101.00	101.00	101.00	0.00	0.00
		QTA	102.00	102.00	102.00	0.00	0.00
3526009. CARMINA (150 TABLETS)	06 BOTT	LAH	190.00	190.00	190.00	0.00	0.00
		RAW	195.00	195.00	175.00	0.00	11.43
		MUL	206.00	206.00	173.00	0.00	19.08
		KAR	207.00	207.00	207.00	0.00	0.00
		PSH	170.00	170.00	170.00	0.00	0.00
3526010. SUALIN (250 TAB.) STRIP	EACH	LAH	115.00	115.00	115.00	0.00	0.00
		RAW	147.50	147.50	115.00	0.00	28.26
		KAR	132.00	132.00	132.00	0.00	0.00
		PSH	135.00	135.00	130.00	0.00	3.85
3526011. SANCOS SYRUP 60 MG.	06 BOTT	LAH	157.00	157.00	288.00	0.00	-45.49
		RAW	142.50	142.50	142.50	0.00	0.00
		MUL	168.00	168.00	280.50	0.00	-40.11
		KAR	177.00	177.00	160.00	0.00	10.63
		MPK	177.00	177.00	285.00	0.00	-37.89
		PSH	184.00	184.00	300.00	0.00	-38.67
		QTA	172.20	172.20	287.00	0.00	-40.00
3526012. PHENRGONE SYRUP 120 MG	06 BOTT	LAH	179.66	179.66	179.66	0.00	0.00
		RAW	168.00	168.00	168.00	0.00	0.00
		MUL	168.30	168.30	168.30	0.00	0.00
		KAR	198.00	198.00	198.00	0.00	0.00
		MPK	170.00	170.00	170.00	0.00	0.00
		PSH	171.00	171.00	174.00	0.00	-1.72
		QTA	192.00	192.00	192.00	0.00	0.00
3526013. CALPOL SYRUP	06 BOTT	LAH	146.00	146.00	146.00	0.00	0.00
		RAW	152.00	152.00	143.00	0.00	6.29
		MUL	140.76	140.76	140.76	0.00	0.00
		KAR	150.00	150.00	150.00	0.00	0.00
		MPK	128.50	128.50	214.20	0.00	-40.01
		PSH	144.48	144.48	144.48	0.00	0.00
		QTA	126.00	126.00	126.00	0.00	0.00
3526014. HYDERLIN SYRUP	06 BOTT	LAH	360.00	360.00	360.00	0.00	0.00
		RAW	357.50	357.50	357.50	0.00	0.00
		MUL	351.90	351.90	351.90	0.00	0.00
		KAR	352.00	352.00	352.00	0.00	0.00
		MPK	380.00	380.00	372.00	0.00	2.15
		PSH	356.00	356.00	360.00	0.00	-1.11
		QTA	414.00	414.00	414.00	0.00	0.00
3526015. SAFI HAMDARD 100 ML	06 BOTT	LAH	228.00	228.00	228.00	0.00	0.00
		RAW	275.00	275.00	275.00	0.00	0.00
		MUL	234.00	234.00	210.00	0.00	11.43
		KAR	306.00	306.00	306.00	0.00	0.00
		PSH	300.00	300.00	270.00	0.00	11.11
		QTA	348.00	348.00	193.00	0.00	80.31
3526016. HONEY TUBE (HAMDARD)	06 TUBE	LAH	540.00	540.00	540.00	0.00	0.00
		KAR	552.00	552.00	552.00	0.00	0.00
		MPK	516.00	516.00	516.00	0.00	0.00
		PSH	540.00	540.00	480.00	0.00	12.50
		QTA	582.00	582.00	582.00	0.00	0.00
3526017. BETNOVATE-N OINTMENT	06 TUBE	LAH	170.00	170.00	170.00	0.00	0.00
		RAW	166.50	166.50	166.50	0.00	0.00

Contd.

7.10 Intercity Wholesale Prices of Selected Commodities

Group/Commodity/Item Specification	Unit	City	Prices (Rs.)			% Change in October, 2017 Over	
			Oct., 2017	Sept., 2017	Oct., 2016	Sept., 2017	Oct., 2016
		MUL	170.04	170.04	170.04	0.00	0.00
		KAR	168.00	168.00	168.00	0.00	0.00
		MPK	186.00	186.00	186.00	0.00	0.00
		PSH	174.00	174.00	174.00	0.00	0.00
		QTA	186.00	186.00	186.00	0.00	0.00
3526018. BURNOL	06 TUBE	LAH	282.00	282.00	85.08	0.00	231.45
		MUL	282.60	282.60	82.00	0.00	244.63
		KAR	288.00	288.00	96.00	0.00	200.00
		MPK	271.00	225.00	81.60	20.44	232.11
		PSH	286.00	286.00	87.00	0.00	228.74
		QTA	321.12	321.12	81.00	0.00	296.44
3526019. O.R.S.FLAVOURED (SEARLE)	DOZEN	LAH	192.00	192.00	180.00	0.00	6.67
		RAW	183.50	183.50	183.50	0.00	0.00
		MUL	183.60	183.60	183.60	0.00	0.00
		KAR	216.00	216.00	184.00	0.00	17.39
		PSH	188.00	188.00	154.30	0.00	21.84
		QTA	156.00	156.00	156.00	0.00	0.00
3526020. JOSHANDA HAMDARD	DOZEN	LAH	240.00	240.00	240.00	0.00	0.00
		MUL	255.00	255.00	216.00	0.00	18.06
		KAR	324.00	324.00	264.00	0.00	22.73
		MPK	240.00	240.00	240.00	0.00	0.00
		PSH	110.00	99.00	84.00	11.11	30.95
		QTA	221.00	221.00	221.00	0.00	0.00
3526021. COTTON BANDAGE 2" SIZE	06 NO.S	LAH	39.00	39.00	39.00	0.00	0.00
		RAW	48.00	48.00	48.00	0.00	0.00
		MUL	24.00	24.00	24.00	0.00	0.00
		KAR	30.00	30.00	30.00	0.00	0.00
		MPK	54.00	54.00	54.00	0.00	0.00
		PSH	40.00	40.00	42.50	0.00	-5.88
084. Soaps & Detergents							
3532101. LIFE BOUY SOAP (125 GM.)	DOZ.	LAH	520.00	520.00	427.00	0.00	21.78
		RAW	437.50	437.50	402.50	0.00	8.70
		KSR	520.00	520.00	427.00	0.00	21.78
		KAR	456.00	456.00	420.00	0.00	8.57
		PSH	468.00	468.00	396.00	0.00	18.18
		QTA	420.00	420.00	370.00	0.00	13.51
3532102. LUX-STD. (70 GM.)	DOZ.	LAH	375.00	375.00	345.00	0.00	8.70
		RAW	342.50	342.50	342.50	0.00	0.00
		KAR	390.00	390.00	360.00	0.00	8.33
		PSH	336.00	336.00	336.00	0.00	0.00
		QTA	345.00	345.00	345.00	0.00	0.00
3532201. SUPER ACTIVE SURF (130 GM.)	DOZ.	LAH	230.00	230.00	230.00	0.00	0.00
		MUL	229.22	229.22	243.62	0.00	-5.91
		KAR	228.00	228.00	228.00	0.00	0.00
		SKR	264.00	264.00	264.00	0.00	0.00
3532202. ARIEL (100 GM)	DOZ.	LAH	230.00	230.00	230.00	0.00	0.00
		GUJ	228.00	228.00	228.00	0.00	0.00
		KAR	228.00	228.00	228.00	0.00	0.00
		MPK	180.00	180.00	180.00	0.00	0.00
3532203. VIM DETERGENT POLY BAG (1000 G.)	DOZ.	LAH	810.00	810.00	810.00	0.00	0.00
		RAW	765.00	765.00	765.00	0.00	0.00
		KAR	864.00	864.00	864.00	0.00	0.00
		SKR	720.00	720.00	720.00	0.00	0.00
		PSH	860.00	860.00	840.00	0.00	2.38
		MNG	900.00	900.00	900.00	0.00	0.00
		QTA	996.00	996.00	624.00	0.00	59.62

Contd.

7.10 Intercity Wholesale Prices of Selected Commodities

Group/Commodity/Item Specification	Unit	City	Prices (Rs.)			% Change in October, 2017 Over		
			Oct., 2017	Sept., 2017	Oct., 2016	Sept., 2017	Oct., 2016	
3532204. MAXIMUM POWER BRITE POLYBAG(400GM)	DOZ.	LAH	1404.00	1404.00	1404.00	0.00	0.00	
		RAW	1070.00	1070.00	1070.00	0.00	0.00	
		KAR	1428.00	1428.00	1428.00	0.00	0.00	
		MPK	1416.00	1416.00	1416.00	0.00	0.00	
		PSH	1440.00	1440.00	1325.00	0.00	8.68	
3532205. EXPRESS DETERGENT(1000GM)	DOZ.	KAR	2100.00	2100.00	2100.00	0.00	0.00	
3532206. WASHING SOAP BETA/SUF/GUY	DOZ.	LAH	5440.00	5440.00	5580.00	0.00	-2.51	
		RAW	3825.00	3825.00	3825.00	0.00	0.00	
		KSR	5440.00	5440.00	5560.00	0.00	-2.16	
		SKR	3440.00	3440.00	3440.00	0.00	0.00	
		PSH	5840.00	5840.00	5840.00	0.00	0.00	
3532207. WASHING SOAP NYLON 101 CAKE	DOZ.	LAH	269.00	269.00	269.00	0.00	0.00	
		RAW	255.00	255.00	255.00	0.00	0.00	
		SAR	290.00	290.00	289.00	0.00	0.35	
		BNU	190.00	190.00	190.00	0.00	0.00	
		QTA	300.00	300.00	300.00	0.00	0.00	
3532301. TOOTHPASTE MACLEAN'S (LARGE SIZE)	DOZ.	RAW	575.00	575.00	575.00	0.00	0.00	
		KAR	1080.00	1080.00	1080.00	0.00	0.00	
3532302. TOOTHPASTE FARHAN'S (STD. SIZE)	DOZ.	KAR	492.00	492.00	492.00	0.00	0.00	
3532303. TALC SAMSOL/SWISS MISS (STD.SIZE)	DOZ.	RAW	565.00	565.00	565.00	0.00	0.00	
		KAR	1092.00	1092.00	1092.00	0.00	0.00	
3532304. PONDS COLD CREAM (MED SIZE.)	DOZ.	LAH	1270.00	1270.00	1270.00	0.00	0.00	
		RAW	1125.00	1125.00	1125.00	0.00	0.00	
		KAR	1248.00	1248.00	1194.00	0.00	4.52	
3532305. PONDS VANISHING CREAM (MED SIZE)	DOZ.	LAH	2450.00	2450.00	2450.00	0.00	0.00	
		RAW	1125.00	1125.00	1125.00	0.00	0.00	
		KAR	1009.00	1009.00	1009.00	0.00	0.00	
3532306. ADMIRAL SHAVING CREAM (MED.SIZE)	DOZ.	LAH	756.00	756.00	756.00	0.00	0.00	
		RAW	710.00	710.00	710.00	0.00	0.00	
		KAR	750.00	750.00	750.00	0.00	0.00	
3532307. HAIR BRYL CREAM (MED. SIZE).	DOZ.	RAW	1165.00	1165.00	1165.00	0.00	0.00	
		KAR	1560.00	1560.00	1560.00	0.00	0.00	
3532308. JOHNSON'S BABY POWDER/MOTHER CARE	DOZ.	KAR	1380.00	1380.00	1380.00	0.00	0.00	
3532309. SUN SILK SHAMPOO LOCAL 10 ML.	DOZ.	RAW	51.00	51.00	51.00	0.00	0.00	
		KAR	55.00	55.00	55.00	0.00	0.00	
085. Auto Tyres								
3611101. AUTO TYRE GEN/SUZ/ALTO/MEHRAN	EACH	LAH	2700.00	2700.00	2700.00	0.00	0.00	
		RAW	2425.00	2425.00	2525.00	0.00	-3.96	
		KAR	2525.00	2525.00	2600.00	0.00	-2.88	
3611201. MOTOR CYCLE TYRE YAMAHA-100	EACH	LAH	1210.00	1210.00	1210.00	0.00	0.00	
		RAW	975.00	975.00	962.50	0.00	1.30	
		KAR	810.00	810.00	980.00	0.00	-17.35	
3611202. MOTOR CYCLE TYRE HONDA CD-70	EACH	LAH	860.00	860.00	860.00	0.00	0.00	
		RAW	975.00	975.00	962.50	0.00	1.30	
		KAR	745.00	745.00	840.00	0.00	-11.31	
3611203. MOTOR CYCLE TYRE SUZUKI 80 CC.	EACH	LAH	960.00	960.00	960.00	0.00	0.00	
		RAW	955.00	955.00	937.50	0.00	1.87	
		KAR	1025.00	1025.00	1125.00	0.00	-8.89	
3611204. CYCLE TYRE SERVIS (28x1/2")	EACH	LAH	250.00	250.00	250.00	0.00	0.00	
		KAR	190.00	190.00	210.00	0.00	-9.52	
3611205. CYCLE TYRE DIAMOND (28x1/2")	EACH	LAH	275.00	275.00	275.00	0.00	0.00	
		RAW	287.50	287.50	287.50	0.00	0.00	
		KAR	207.50	207.50	212.50	0.00	-2.35	
3611401. AUTO TUBE GEN/SUZ/ALTO/MEHRAN	EACH	LAH	270.00	270.00	270.00	0.00	0.00	
		RAW	295.00	295.00	295.00	0.00	0.00	
		KAR	305.00	305.00	317.50	0.00	-3.94	

Contd.

7.10 Intercity Wholesale Prices of Selected Commodities

Group/Commodity/Item Specification	Unit	City	Prices (Rs.)			% Change in October, 2017 Over	
			Oct., 2017	Sept., 2017	Oct., 2016	Sept., 2017	Oct., 2016
3611402. MOTOR CYCLE TUBE YAMAHA-100	EACH	LAH	185.00	185.00	185.00	0.00	0.00
		RAW	215.00	215.00	215.00	0.00	0.00
		KAR	167.50	167.50	187.50	0.00	-10.67
3611403. MOTOR CYCLE TUBE HONDA CD-70	EACH	LAH	175.00	175.00	175.00	0.00	0.00
		RAW	215.00	215.00	215.00	0.00	0.00
		KAR	159.00	159.00	162.50	0.00	-2.15
3611404. MOTOR CYCLE TUBE SUZUKI 80 CC.	EACH	LAH	195.00	195.00	195.00	0.00	0.00
		KAR	172.50	172.50	190.00	0.00	-9.21
3611405. CYCLE TUBES SERVIS (28x1/2)	EACH	LAH	105.00	105.00	105.00	0.00	0.00
		KAR	99.00	99.00	102.50	0.00	-3.41
3611406. CYCLE TUBES DIAMOND (28x1/2)	EACH	LAH	110.00	110.00	110.00	0.00	0.00
		RAW	105.00	105.00	105.00	0.00	0.00
		KAR	96.50	96.50	97.50	0.00	-1.03
086. Plastic Products							
3694001. WATER COOLER 9 LTR.	EACH	LAH	575.00	575.00	575.00	0.00	0.00
		KAR	465.00	465.00	465.00	0.00	0.00
		PSH	380.00	380.00	430.00	0.00	-11.63
		QTA	410.00	410.00	410.00	0.00	0.00
3694002. BUCKET MED. SIZE	EACH	LAH	300.00	300.00	300.00	0.00	0.00
		GUJ	225.00	225.00	225.00	0.00	0.00
		GJT	220.00	220.00	220.00	0.00	0.00
		KAR	290.00	290.00	290.00	0.00	0.00
		PSH	350.00	350.00	350.00	0.00	0.00
		QTA	235.00	235.00	235.00	0.00	0.00
3694003. DINNER SET PLASTIC 42/48/52 PIECES	EACH	LAH	1975.00	1975.00	1975.00	0.00	0.00
		RAW	5350.00	5350.00	4900.00	0.00	9.18
		MUL	3000.00	3000.00	3000.00	0.00	0.00
		KAR	2400.00	2400.00	2400.00	0.00	0.00
		PSH	2100.00	2100.00	2100.00	0.00	0.00
		MNG	3000.00	3000.00	3000.00	0.00	0.00
3694004. HOT POT PLASTIC 3 PIECES	EACH	LAH	1225.00	1225.00	1225.00	0.00	0.00
		SKT	1000.00	1000.00	1000.00	0.00	0.00
		KAR	975.00	975.00	975.00	0.00	0.00
		PSH	930.00	930.00	1350.00	0.00	-31.11
3694005. THERMOS STARVAC 1 LTR.	EACH	QTA	1050.00	1050.00	1050.00	0.00	0.00
		LAH	525.00	525.00	525.00	0.00	0.00
		GUJ	400.00	400.00	400.00	0.00	0.00
		KAR	525.00	525.00	525.00	0.00	0.00
		QTA	300.00	300.00	300.00	0.00	0.00
087. Glass sheets							
3711401. PL. GLASS SHEET 3 MM ABOVE 1 SQ.M	SQ.MTR.	LAH	385.00	385.00	385.00	0.00	0.00
		RAW	365.00	365.00	335.00	0.00	8.96
		KAR	710.00	710.00	710.00	0.00	0.00
		PSH	1306.00	1306.00	1840.00	0.00	-29.02
3711402. FIG.GLASS SHEET ABOVE 1 SQ.M	SQ.MTR.	LAH	315.00	315.00	315.00	0.00	0.00
		RAW	310.00	310.00	295.00	0.00	5.08
		KAR	850.00	850.00	850.00	0.00	0.00
		PSH	860.00	860.00	237.00	0.00	262.87
088. Other Glass Articles							
3719101. JAR 4 LTR. LOCAL/FANCY/SILKY	DOZ.	RAW	1225.00	1225.00	975.00	0.00	25.64
		KAR	810.00	810.00	810.00	0.00	0.00
3719301. TUMBLER 200 ML. FANCY (OMROC)	DOZ.	RAW	490.00	490.00	437.50	0.00	12.00
		KAR	870.00	870.00	870.00	0.00	0.00
3719302. JUG DIAMOND 1.2 LTR. FANCY (OMROC)	DOZ.	LAH	1775.00	1775.00	1775.00	0.00	0.00
		RAW	2025.00	2025.00	1425.00	0.00	42.11
		KAR	2450.00	2450.00	2450.00	0.00	0.00

Contd.

7.10 Intercity Wholesale Prices of Selected Commodities

Group/Commodity/Item Specification	Unit	City	Prices (Rs.)			% Change in October, 2017 Over	
			Oct., 2017	Sept., 2017	Oct., 2016	Sept., 2017	Oct., 2016
3719303. TEA CUP SAUCER WHITE	DOZ.	LAH	725.00	725.00	725.00	0.00	0.00
		RAW	1125.00	1125.00	975.00	0.00	15.38
		KAR	735.00	735.00	735.00	0.00	0.00
089. Ceramics & Sanitary Fixture							
3721001. EUROPEAN W/C (02/03) STD WHITE	EACH	LAH	1600.00	1600.00	1600.00	0.00	0.00
		RAW	1225.00	1225.00	1225.00	0.00	0.00
		GJT	1400.00	1400.00	1400.00	0.00	0.00
		KAR	2125.00	2125.00	2062.50	0.00	3.03
		PSH	4100.00	4100.00	4100.00	0.00	0.00
3721002. EUROPEAN W.C. (02/03)STD COLOUR	EACH	LAH	1700.00	1700.00	1700.00	0.00	0.00
		RAW	1325.00	1325.00	1325.00	0.00	0.00
		GJT	1600.00	1600.00	1600.00	0.00	0.00
		KAR	2275.00	2275.00	2150.00	0.00	5.81
3721003. ASIAN W.C. WHITE 18/22"	EACH	LAH	1850.00	1850.00	1850.00	0.00	0.00
		RAW	1325.00	1325.00	1325.00	0.00	0.00
		GJT	1200.00	1200.00	1200.00	0.00	0.00
		KAR	1075.00	1075.00	1075.00	0.00	0.00
3721004. ASIAN W.C. WHITE 15/22"	EACH	PSH	850.00	850.00	1050.00	0.00	-19.05
		LAH	1250.00	1250.00	1250.00	0.00	0.00
		RAW	1225.00	1225.00	1225.00	0.00	0.00
		GJT	1000.00	1000.00	1000.00	0.00	0.00
3721005. ASIAN W.C. COLOURED 18/22"	EACH	KAR	1025.00	1025.00	1025.00	0.00	0.00
		PSH	800.00	800.00	910.00	0.00	-12.09
		LAH	1850.00	1850.00	1850.00	0.00	0.00
		RAW	1525.00	1525.00	1525.00	0.00	0.00
3721006. ASIAN W.C. COLOURED 15/22"	EACH	GUJ	1800.00	1800.00	1800.00	0.00	0.00
		GJT	1450.00	1450.00	1450.00	0.00	0.00
		KAR	1125.00	1125.00	1125.00	0.00	0.00
		PSH	950.00	950.00	980.00	0.00	-3.06
		LAH	1350.00	1350.00	1350.00	0.00	0.00
		RAW	1325.00	1325.00	1325.00	0.00	0.00
3721007. WASH BASIN 50 CM WHITE STD.	EACH	GUJ	1700.00	1700.00	1700.00	0.00	0.00
		GJT	1250.00	1250.00	1250.00	0.00	0.00
		KAR	1025.00	1025.00	1025.00	0.00	0.00
		PSH	800.00	800.00	870.00	0.00	-8.05
		LAH	1450.00	1450.00	1450.00	0.00	0.00
3721008. WASH BASIN 50 CM LIGHT COLOUR	EACH	RAW	1325.00	1325.00	1325.00	0.00	0.00
		GJT	1350.00	1350.00	1350.00	0.00	0.00
		KAR	1450.00	1450.00	1450.00	0.00	0.00
		PSH	1850.00	1850.00	1850.00	0.00	0.00
		LAH	1450.00	1450.00	1450.00	0.00	0.00
3721009. SINK STAINLESS STEEL(KIT.)MED.SIZE	EACH	RAW	1425.00	1425.00	1425.00	0.00	0.00
		GJT	1150.00	1150.00	1150.00	0.00	0.00
		KAR	1650.00	1650.00	1650.00	0.00	0.00
		PSH	1750.00	1750.00	1750.00	0.00	0.00
		LAH	1850.00	1850.00	1850.00	0.00	0.00
090. Bricks, Blocks & Tiles	1000	RAW	2525.00	2525.00	2525.00	0.00	0.00
		GUJ	1400.00	1400.00	1400.00	0.00	0.00
		KAR	1725.00	1725.00	1725.00	0.00	0.00
		PSH	1700.00	1700.00	1700.00	0.00	0.00
		LAH	8025.00	8025.00	7550.00	0.00	6.29
3732001. BRICKS	1000	RAW	9600.00	9600.00	8100.00	0.00	18.52
		GJT	8000.00	8000.00	8000.00	0.00	0.00
		KSR	7900.00	7900.00	7550.00	0.00	4.64
		HYD	5000.00	4800.00	4800.00	4.17	4.17
		SKR	5500.00	5500.00	5000.00	0.00	10.00

Contd.

7.10 Intercity Wholesale Prices of Selected Commodities

Group/Commodity/Item Specification	Unit	City	Prices (Rs.)			% Change in October, 2017 Over	
			Oct., 2017	Sept., 2017	Oct., 2016	Sept., 2017	Oct., 2016
		PSH	8000.00	7600.00	8200.00	5.26	-2.44
		BNU	6275.00	6275.00	6275.00	0.00	0.00
		QTA	6250.00	6250.00	6250.00	0.00	0.00
3732002. CEMENT BLOCKS	1000	KAR	20500.00	20500.00	20500.00	0.00	0.00
3732003. TILES PLAIN WHITE 8 X 10"	SQ.MTR	LAH	675.00	675.00	675.00	0.00	0.00
		RAW	490.00	490.00	490.00	0.00	0.00
		MUL	800.00	800.00	800.00	0.00	0.00
		KAR	612.50	612.50	612.50	0.00	0.00
3732004. TILES PLAIN COLOURED 8 X 10"	SQ.MTR	LAH	775.00	775.00	775.00	0.00	0.00
		RAW	590.00	590.00	590.00	0.00	0.00
		MUL	850.00	850.00	850.00	0.00	0.00
		KAR	690.00	690.00	690.00	0.00	0.00
091. Cement							
3744001. CEMENT JAVEDAN (EX-FACTORY)	MT.	KAR	8460.00	8460.00	8460.00	0.00	0.00
3744002. CEMENT WHITE	MT.	LAH	18350.00	18350.00	18350.00	0.00	0.00
		RAW	20350.00	20350.00	19950.00	0.00	2.01
		KAR	18900.00	18900.00	18800.00	0.00	0.53
		SKR	18750.00	18750.00	18500.00	0.00	1.35
3744003. SULP. RESISTING CEMENT(JAVEDAN)	MT.	KAR	9158.00	9158.00	9158.00	0.00	0.00
3744004. D.G. CEMENT (EX-FACTORY)	MT	LAH	9444.00	9930.00	9522.00	-4.89	-0.82
3744005. LUCKY CEMENT (EX-FACTORY)	MT	KAR	11100.00	11100.00	10110.00	0.00	9.79
3744006. FAUJI CEMENT(EX-FACTORY)	MT	RAW	9520.00	9820.00	9220.00	-3.05	3.25
092. Bed Foam							
3815001. BED FOAM	EACH	LAH	4300.00	4300.00	4300.00	0.00	0.00
		RAW	4850.00	4850.00	4325.00	0.00	12.14
		GUJ	3000.00	3000.00	3000.00	0.00	0.00
		KAR	2900.00	2900.00	2900.00	0.00	0.00
		QTA	3200.00	3200.00	3200.00	0.00	0.00
3815002. BED FOAM COMMANDER 6.5" X 6" X5"	EACH	LAH	6100.00	6100.00	6100.00	0.00	0.00
		FAS	7500.00	7500.00	6900.00	0.00	8.70
		RAW	7550.00	7550.00	6325.00	0.00	19.37
		GJT	7600.00	7600.00	7600.00	0.00	0.00
		KAR	7000.00	7000.00	7000.00	0.00	0.00
		HYD	8750.00	8750.00	5950.00	0.00	47.06
093. Matches							
3899801. MATCHES (70-75 STICKS) 10 BOXES	PACKET	LAH	12.00	12.00	9.60	0.00	25.00
		RAW	9.40	9.40	9.40	0.00	0.00
		KAR	15.00	15.00	15.00	0.00	0.00
		SKR	18.00	18.00	15.00	0.00	20.00
		PSH	16.20	16.20	18.00	0.00	-10.00
5. Metal Product, Machinery & Equipment							
094. Pig Iron							
4111101. PIG IRON	MT.	KAR	40000.00	40000.00	40000.00	0.00	0.00
095. Steel Bar & Sheets							
4126101. M.S. ROUND BAR 1/4"	MT.	LAH	75000.00	75000.00	64000.00	0.00	17.19
		RAW	77250.00	78250.00	63750.00	-1.28	21.18
		KAR	70000.00	70000.00	59000.00	0.00	18.64
		HYD	77000.00	78000.00	58000.00	-1.28	32.76
		PSH	75000.00	75000.00	62000.00	0.00	20.97
		QTA	76000.00	80000.00	61000.00	-5.00	24.59
4126102. M.S. ROUND BAR 3/8"	MT.	LAH	75500.00	75500.00	64500.00	0.00	17.05
		RAW	77250.00	78250.00	63750.00	-1.28	21.18
		KAR	70000.00	70000.00	59000.00	0.00	18.64
		HYD	77000.00	78000.00	58000.00	-1.28	32.76
		PSH	75000.00	75000.00	62000.00	0.00	20.97
		QTA	81000.00	85000.00	65000.00	-4.71	24.62

Contd.

7.10 Intercity Wholesale Prices of Selected Commodities

Group/Commodity/Item Specification	Unit	City	Prices (Rs.)			% Change in October, 2017 Over	
			Oct., 2017	Sept., 2017	Oct., 2016	Sept., 2017	Oct., 2016
4126103. M.S.ROUND BAR 1/2"	MT.	LAH	75250.00	75250.00	64000.00	0.00	17.58
		RAW	77750.00	78750.00	64250.00	-1.27	21.01
		KAR	70000.00	70000.00	60000.00	0.00	16.67
		HYD	77000.00	78000.00	58000.00	-1.28	32.76
		PSH	73000.00	72900.00	57500.00	0.14	26.96
4126104. M.S. ROUND BAR 1"	MT.	QTA	80000.00	84000.00	64000.00	-4.76	25.00
		LAH	75200.00	75200.00	64000.00	0.00	17.50
		RAW	77750.00	78750.00	64250.00	-1.27	21.01
4126105. M.S.RIBBED BAR 1/2" TO 1"	MT.	KAR	70000.00	70000.00	61500.00	0.00	13.82
		PSH	75000.00	75000.00	65000.00	0.00	15.38
		LAH	76200.00	76200.00	65000.00	0.00	17.23
4126106. M.S.RIBBED BAR 3/8"	MT.	RAW	76750.00	77750.00	63250.00	-1.29	21.34
		KAR	70000.00	70000.00	61500.00	0.00	13.82
		LAH	76200.00	76200.00	65000.00	0.00	17.23
4126107. G.P.SHEET CUTTING JAPAN 24-30 BG	MT.	RAW	75750.00	76750.00	62250.00	-1.30	21.69
		KAR	71500.00	71500.00	66000.00	0.00	8.33
		LAH	105000.00	105000.00	120000.00	0.00	-12.50
4126108. G.S.SHEET 24 G.GALV.	MT.	RAW	89750.00	89750.00	82250.00	0.00	9.12
		KAR	88600.00	88600.00	87200.00	0.00	1.61
		PSH	115000.00	90000.00	90000.00	27.78	27.78
096. Pipe Fittings	MT.	LAH	115000.00	115000.00	130000.00	0.00	-11.54
		RAW	89750.00	89750.00	82250.00	0.00	9.12
		KAR	89200.00	89200.00	88200.00	0.00	1.13
4129201. TEE 1/2"	DOZ.	PSH	115000.00	90000.00	90000.00	27.78	27.78
		LAH	425.00	425.00	425.00	0.00	0.00
		RAW	387.50	387.50	387.50	0.00	0.00
4129202. TEE 3/4"	DOZ.	KAR	415.00	415.00	384.00	0.00	8.07
		QTA	360.00	360.00	180.00	0.00	100.00
		LAH	530.00	530.00	530.00	0.00	0.00
4129203. SOCKET 1/2"	DOZ.	RAW	512.50	512.50	512.50	0.00	0.00
		KAR	540.00	540.00	558.00	0.00	-3.23
		QTA	360.00	360.00	360.00	0.00	0.00
4129204. SOCKET 3/4"	DOZ.	LAH	275.00	275.00	275.00	0.00	0.00
		RAW	337.50	337.50	337.50	0.00	0.00
		KAR	246.00	246.00	246.00	0.00	0.00
4129205. UNION 1/2"	DOZ.	QTA	240.00	240.00	120.00	0.00	100.00
		LAH	365.00	365.00	365.00	0.00	0.00
		RAW	412.50	412.50	412.50	0.00	0.00
4129206. UNION 3/4"	DOZ.	KAR	310.00	310.00	290.00	0.00	6.90
		QTA	360.00	360.00	165.00	0.00	118.18
		LAH	792.00	792.00	730.00	0.00	8.49
4129207. BAND 1/2"	DOZ.	RAW	712.50	712.50	712.50	0.00	0.00
		KAR	812.00	812.00	812.00	0.00	0.00
		QTA	720.00	720.00	360.00	0.00	100.00
4129208. BAND 3/4"	DOZ.	LAH	900.00	900.00	835.00	0.00	7.78
		RAW	787.50	787.50	787.50	0.00	0.00
		KAR	1032.50	1032.50	1032.50	0.00	0.00
4129209. BAND 1/2"	DOZ.	LAH	470.00	470.00	470.00	0.00	0.00
		RAW	687.50	687.50	687.50	0.00	0.00
		KAR	641.00	641.00	641.00	0.00	0.00
4129210. BAND 3/4"	DOZ.	QTA	480.00	480.00	300.00	0.00	60.00
		LAH	590.00	590.00	590.00	0.00	0.00
		RAW	712.50	712.50	712.50	0.00	0.00
4129211. BAND 1/2"	DOZ.	KAR	960.00	960.00	981.00	0.00	-2.14
		QTA	480.00	480.00	480.00	0.00	0.00

Contd.

7.10 Intercity Wholesale Prices of Selected Commodities

Group/Commodity/Item Specification	Unit	City	Prices (Rs.)			% Change in October, 2017 Over	
			Oct., 2017	Sept., 2017	Oct., 2016	Sept., 2017	Oct., 2016
4129209. ELBOW GALV CHINA 1/2"	DOZ.	LAH	310.00	310.00	310.00	0.00	0.00
		RAW	412.50	412.50	412.50	0.00	0.00
		KAR	265.00	265.00	265.00	0.00	0.00
		QTA	300.00	300.00	165.00	0.00	81.82
4129210. ELBOW GALV CHINA 3/4"	DOZ.	LAH	380.00	380.00	380.00	0.00	0.00
		RAW	462.50	462.50	462.50	0.00	0.00
		KAR	402.00	402.00	381.00	0.00	5.51
		QTA	420.00	420.00	192.00	0.00	118.75
097. Steel Products							
4291201. STAINLESS STEEL DEGCHI MED. SIZE	EACH	LAH	600.00	600.00	600.00	0.00	0.00
		GJT	450.00	450.00	450.00	0.00	0.00
		KAR	625.00	625.00	625.00	0.00	0.00
4291202. STAINLESS STEEL TABLE SPOON SUP.	EACH	LAH	350.00	350.00	350.00	0.00	0.00
		GJT	175.00	175.00	175.00	0.00	0.00
		KAR	260.00	260.00	260.00	0.00	0.00
4291203. STAINLESS STEEL PLATE LIGHT	DOZ.	LAH	756.00	700.00	700.00	8.00	8.00
		GJT	500.00	500.00	500.00	0.00	0.00
		KAR	780.00	780.00	780.00	0.00	0.00
4291204. PRESSURE COOKER 4 LTR.	EACH	LAH	1380.00	1380.00	1380.00	0.00	0.00
		GUJ	1100.00	1100.00	1100.00	0.00	0.00
		SKT	1200.00	1200.00	1200.00	0.00	0.00
		KAR	1625.00	1625.00	1625.00	0.00	0.00
4291401. NEW TREET BLADE ORDINARY	1000	RAW	2575.00	2575.00	2575.00	0.00	0.00
		KAR	2900.00	2900.00	2900.00	0.00	0.00
4291402. TREET SAFETY RAZOR	DOZ.	LAH	1180.00	1180.00	180.00	0.00	555.56
		KAR	1764.00	1764.00	1185.00	0.00	48.86
4291403. GILLET SAFETY RAZOR	DOZ.	LAH	430.00	430.00	430.00	0.00	0.00
		RAW	427.50	427.50	427.50	0.00	0.00
		KAR	420.00	420.00	420.00	0.00	0.00
098. Engines & Motors							
4321901. HOLLOW S.MOTOR 326 UP-4.40 HP 46	EACH	LAH	155000.00	155000.00	144750.00	0.00	7.08
099. Vacuum Pumps							
4323001. MULTISTAGE C.PUMPS(PCM 80-3 15 H)	EACH	LAH	83000.00	83000.00	77000.00	0.00	7.79
4323002. MULTISTAGE C.PUMPS PCM 80-5 25 H)	EACH	LAH	117000.00	117000.00	109000.00	0.00	7.34
100. Air Conditioners							
4391201. PEL AIR CONDITONER 1.5 TON	EACH	LAH	39000.00	39000.00	39000.00	0.00	0.00
		RAW	36250.00	36250.00	36250.00	0.00	0.00
		KAR	40500.00	40500.00	42000.00	0.00	-3.57
4391202. WAVES AIR CONDITIONER 1.5 TON.	EACH	LAH	44000.00	44000.00	44000.00	0.00	0.00
		RAW	37750.00	37750.00	37750.00	0.00	0.00
		GJT	45000.00	45000.00	45000.00	0.00	0.00
		KAR	40000.00	40000.00	41000.00	0.00	-2.44
		HYD	41900.00	41900.00	41900.00	0.00	0.00
QTA	41500.00	41500.00	39200.00	0.00	5.87		
101. Cultivators							
4411201. CULTIVATOR (ORDINARY) 9 TIMES	EACH	GUJ	38000.00	38000.00	38000.00	0.00	0.00
4411202. CULTIVATOR (SPECIAL) 11 TIMES	EACH	GUJ	50000.00	50000.00	50000.00	0.00	0.00
102. Chuff Cutter							
4412301. CHUFF CUTTER	EACH	FAS	7200.00	7200.00	7000.00	0.00	2.86
103. Tractors							
4414101. TRACTOR MF-240	EACH	LAH	716625.00	716625.00	716625.00	0.00	0.00
4414102. TRACTOR MF-385	EACH	LAH	1126860.00	1126860.00	1126860.00	0.00	0.00
104. Lathe Machines							
4421301. LATHE MACHINE 3' (PAK MADINA)	EACH	LAH	94750.00	94750.00	94750.00	0.00	0.00
4421302. LATHE MACHINE 4.5' (PAK MADINA)	EACH	LAH	101750.00	101750.00	101750.00	0.00	0.00
4421303. LATHE MACHINE 6.5' (PAK MADINA)	EACH	LAH	122750.00	122750.00	122750.00	0.00	0.00
4421304. LATHE MACHINE 10' (PAK MADINA)	EACH	LAH	260000.00	260000.00	260000.00	0.00	0.00

Contd.

7.10 Intercity Wholesale Prices of Selected Commodities

Group/Commodity/Item Specification	Unit	City	Prices (Rs.)			% Change in October, 2017 Over		
			Oct., 2017	Sept., 2017	Oct., 2016	Sept., 2017	Oct., 2016	
105. Concrete Mixture								
4444001. CONC.MIXER 7 NTR. 12HP. STAR.ENG	EACH	LAH	140000.00	140000.00	140000.00	0.00	0.00	
4444002. CONC.MIXER 17 NTR. 24HP. STAR.ENG	EACH	LAH	210000.00	210000.00	210000.00	0.00	0.00	
106. Fridge,WashM,SewM,Fans,Iron								
4481101. DAWLANCE 10 CFT. DOUBLE DOOR	EACH	LAH	28000.00	28000.00	28000.00	0.00	0.00	
		RAW	25825.00	25825.00	24350.00	0.00	6.06	
		KAR	32000.00	32000.00	32000.00	0.00	0.00	
4481201. WASHING MACHINE NAT. PAK S.F.	EACH	LAH	7000.00	7000.00	7000.00	0.00	0.00	
		GUJ	5000.00	5000.00	5000.00	0.00	0.00	
		KAR	5450.00	5450.00	5450.00	0.00	0.00	
		QTA	5550.00	5550.00	5550.00	0.00	0.00	
4481202. WASHING MACHINE SINGER S.F.	EACH	LAH	10500.00	10500.00	10200.00	0.00	2.94	
		RAW	9900.00	9900.00	9900.00	0.00	0.00	
		KAR	12000.00	12000.00	11800.00	0.00	1.69	
4481203. WASHING MACHINE DAWLANCE	EACH	LAH	9500.00	9500.00	9500.00	0.00	0.00	
		FAS	8700.00	8700.00	8700.00	0.00	0.00	
		GUJ	9400.00	9400.00	9400.00	0.00	0.00	
		GJT	9400.00	9400.00	9400.00	0.00	0.00	
		KAR	6200.00	6200.00	6200.00	0.00	0.00	
4481204. WASHING MACHINE SUPER ASIA	EACH	LAH	9000.00	9000.00	9000.00	0.00	0.00	
		FAS	9000.00	9000.00	8800.00	0.00	2.27	
		KAR	7900.00	7900.00	5800.00	0.00	36.21	
		HYD	6500.00	6500.00	6500.00	0.00	0.00	
4481401. SEWING MACHINE SINGER B.B. H.O	EACH	LAH	6400.00	6400.00	6700.00	0.00	-4.48	
		KAR	6500.00	6500.00	6200.00	0.00	4.84	
4481402. SINGER ZIG ZAG MACHINE	EACH	LAH	16500.00	16500.00	14500.00	0.00	13.79	
		KAR	12800.00	12800.00	11900.00	0.00	7.56	
4481403. SEWING MACHINE SALIKA	EACH	LAH	4500.00	4500.00	4500.00	0.00	0.00	
		KAR	6200.00	6200.00	5600.00	0.00	10.71	
4481501. CEILING FAN MILLAT 48"	EACH	LAH	2600.00	2600.00	2300.00	0.00	13.04	
		KAR	3150.00	3150.00	2600.00	0.00	21.15	
4481502. CEILING FAN PAK 48"	EACH	LAH	2500.00	2500.00	2200.00	0.00	13.64	
		GUJ	2400.00	2400.00	2400.00	0.00	0.00	
		KAR	3480.00	3480.00	2800.00	0.00	24.29	
4481503. CEILING FAN NATIONAL 56"	EACH	LAH	2500.00	2500.00	2200.00	0.00	13.64	
		GUJ	2150.00	2150.00	2150.00	0.00	0.00	
		GJT	2300.00	2300.00	2300.00	0.00	0.00	
		KAR	2550.00	2550.00	2550.00	0.00	0.00	
		HYD	2500.00	2500.00	2200.00	0.00	13.64	
4481504. CEILING FAN YOUNIS 56"	EACH	LAH	2600.00	2600.00	2300.00	0.00	13.04	
		FAS	2800.00	2800.00	2500.00	0.00	12.00	
		GUJ	2350.00	2350.00	2350.00	0.00	0.00	
		KAR	3540.00	3540.00	2650.00	0.00	33.58	
		PSH	2550.00	2550.00	2550.00	0.00	0.00	
4481505. PADESTAL FAN MILLAT 20"	EACH	KAR	3600.00	3600.00	3600.00	0.00	0.00	
		LAH	3800.00	3800.00	3500.00	0.00	8.57	
4481506. PADESTAL FAN PAK 20"	EACH	GJT	3800.00	3800.00	3800.00	0.00	0.00	
		KAR	5850.00	5850.00	3600.00	0.00	62.50	
		PSH	3800.00	3800.00	3800.00	0.00	0.00	
		LAH	1800.00	1800.00	1600.00	0.00	12.50	
4481507. EXHAUST FAN CLIMAX 12"	EACH	GUJ	1900.00	1900.00	1400.00	0.00	35.71	
		KAR	1800.00	1800.00	1800.00	0.00	0.00	
4481508. EXHAUST FAN MILLAT 12"	EACH	LAH	1800.00	1800.00	1800.00	0.00	0.00	
		GUJ	1900.00	1900.00	1400.00	0.00	35.71	
4481509. EXHAUST FAN PAK. NATIONAL 12"	EACH	LAH	1650.00	1650.00	1500.00	0.00	10.00	
		GUJ	1350.00	1350.00	1350.00	0.00	0.00	

Contd.

7.10 Intercity Wholesale Prices of Selected Commodities

Group/Commodity/Item Specification	Unit	City	Prices (Rs.)			% Change in October, 2017 Over	
			Oct., 2017	Sept., 2017	Oct., 2016	Sept., 2017	Oct., 2016
4481601. IRON NATIONAL PAK AUTOMATIC	EACH	GJT	1800.00	1800.00	1800.00	0.00	0.00
		KAR	1700.00	1700.00	1700.00	0.00	0.00
		LAH	600.00	600.00	500.00	0.00	20.00
		GUJ	850.00	850.00	850.00	0.00	0.00
		KAR	525.00	525.00	525.00	0.00	0.00
4481602. IRON PHILIPS HD 1120/R	EACH	PSH	800.00	800.00	800.00	0.00	0.00
		LAH	1500.00	1500.00	1250.00	0.00	20.00
		GUJ	2080.00	2080.00	2080.00	0.00	0.00
		KAR	1360.00	1360.00	1360.00	0.00	0.00
107. Electric Wires							
4634001. FLEXIBLE WIRE 2999-14 0076	90 MTR.	LAH	775.00	775.00	575.00	0.00	34.78
		MUL	1100.00	1100.00	1100.00	0.00	0.00
		KAR	1070.00	1070.00	990.00	0.00	8.08
		PSH	850.00	850.00	800.00	0.00	6.25
		QTA	505.00	505.00	505.00	0.00	0.00
4634002. PVC WIRE SINGLE CORE	90 MTR.	LAH	925.00	925.00	925.00	0.00	0.00
		MUL	1280.00	1280.00	1280.00	0.00	0.00
		KAR	1070.00	1070.00	990.00	0.00	8.08
		PSH	900.00	900.00	900.00	0.00	0.00
		QTA	600.00	600.00	600.00	0.00	0.00
108. Lighting Equipments							
4653101. PHILIPS TL. LAMP 40 W.	EACH	GUJ	92.00	92.00	95.00	0.00	-3.16
		GJT	92.00	92.00	96.00	0.00	-4.17
		KAR	105.00	105.00	105.00	0.00	0.00
		PSH	97.50	97.50	97.50	0.00	0.00
		QTA	90.00	90.00	90.00	0.00	0.00
4653102. PHILIPS ELECTRIC BULB 100W(GLS)	100 BUL	LAH	2500.00	2500.00	2500.00	0.00	0.00
		RAW	3250.00	3250.00	2950.00	0.00	10.17
		KAR	2800.00	2800.00	2800.00	0.00	0.00
4653103. PHILIPS ENERGY SAVER 14 W (GLS)	EACH	PSH	2700.00	2700.00	2700.00	0.00	0.00
		LAH	145.00	145.00	145.00	0.00	0.00
		RAW	139.00	139.00	139.00	0.00	0.00
		KAR	155.00	155.00	155.00	0.00	0.00
		PSH	170.00	170.00	165.00	0.00	3.03
		QTA	172.00	172.00	172.00	0.00	0.00
109. Radio & Television							
4731201. RADIO 3-5 BAND (CHINA BRAND)	EACH	LAH	175.00	175.00	175.00	0.00	0.00
		RAW	287.50	287.50	287.50	0.00	0.00
		KAR	425.00	425.00	425.00	0.00	0.00
4731301. PHILIPS COLOUR TV. 14"	EACH	LAH	8150.00	8150.00	8150.00	0.00	0.00
		RAW	8250.00	8250.00	8250.00	0.00	0.00
4731302. L.G.COLOUR TV. 14"	EACH	KAR	8400.00	8400.00	8400.00	0.00	0.00
		LAH	8100.00	8100.00	8100.00	0.00	0.00
		RAW	7900.00	7900.00	7900.00	0.00	0.00
4731303. SONY COLOUR TV 14"	EACH	KAR	8150.00	8150.00	8150.00	0.00	0.00
		LAH	13000.00	13000.00	13000.00	0.00	0.00
		RAW	10250.00	10250.00	10250.00	0.00	0.00
4731304. PANASONIC COLOUR TV 14"	EACH	KAR	8000.00	8000.00	8000.00	0.00	0.00
		RAW	9250.00	9250.00	9250.00	0.00	0.00
4731305. PHILIPS COLOUR TV. 20"	EACH	KAR	7750.00	7750.00	7750.00	0.00	0.00
		LAH	11000.00	11000.00	11000.00	0.00	0.00
		RAW	13900.00	13900.00	13900.00	0.00	0.00
4731306. L.G.COLOUR TV. 20"	EACH	KAR	12750.00	12750.00	12750.00	0.00	0.00
		LAH	13400.00	13400.00	13400.00	0.00	0.00
		RAW	12250.00	12250.00	12250.00	0.00	0.00
		KAR	13000.00	13000.00	13000.00	0.00	0.00

Contd.

7.10 Intercity Wholesale Prices of Selected Commodities

Group/Commodity/Item Specification	Unit	City	Prices (Rs.)			% Change in October, 2017 Over	
			Oct., 2017	Sept., 2017	Oct., 2016	Sept., 2017	Oct., 2016
4731307. L.G. COLOUR TV. 21"	EACH	LAH	14700.00	14700.00	14700.00	0.00	0.00
		RAW	12250.00	12250.00	12250.00	0.00	0.00
		KAR	16100.00	16100.00	16100.00	0.00	0.00
4731308. SONY COLOUR TV 20"	EACH	LAH	18800.00	18800.00	18800.00	0.00	0.00
		RAW	17100.00	17100.00	17100.00	0.00	0.00
		KAR	17200.00	17200.00	17200.00	0.00	0.00
110. Motor Vehicles							
4911301. CAR SUZUKI MEHRAN 800CC SB308R VX	EACH	KAR	679000.00	679000.00	650000.00	0.00	4.46
4911302. SUZUKI CULTUS 1000CC SF410 VXR M PE	EACH	KAR	1124000.00	1124000.00	1124000.00	0.00	0.00
4911303. SUZUKI RAVI 800 CC PICKUP(ST 308R)	EACH	KAR	672000.00	672000.00	667000.00	0.00	0.75
4911304. CAR TOYOTA 1300 CC XLI	EACH	KAR	1729000.00	1729000.00	1639000.00	0.00	5.49
4911305. CAR HONDA CIVIC 1800CC(ivTEC MANUAL)	EACH	LAH	2039000.00	2039000.00	2039000.00	0.00	0.00
4911306. ISUZU BUS CHASIS MT 112 K	EACH	KAR	3325000.00	3325000.00	3325000.00	0.00	0.00
4911401. ISUZU TRUCK CHASIS FTR 12 K	EACH	KAR	3850000.00	3850000.00	3850000.00	0.00	0.00
111. Motorcycles							
4991201. MOTOR CYCLE YB-100ROYAL YAMAHA	EACH	KAR	75375.00	75375.00	75375.00	0.00	0.00
4991202. MOTOR CYCLE CD-70 HONDA	EACH	KAR	63500.00	63500.00	63500.00	0.00	0.00
4991203. MOTOR CYCLE PAK HERO 70 CC.	EACH	LAH	42000.00	42000.00	42000.00	0.00	0.00
		MUL	42000.00	42000.00	42000.00	0.00	0.00
		KAR	46000.00	46000.00	46000.00	0.00	0.00
4991204. MOTOR CYCLE SUPER ASIA 70 CC.	EACH	LAH	42500.00	42500.00	42500.00	0.00	0.00
		MUL	45000.00	45000.00	45000.00	0.00	0.00
		KAR	42500.00	42500.00	42500.00	0.00	0.00
		HYD	42000.00	42000.00	42000.00	0.00	0.00
4991205. MOTOR CYCLE SUZUKI STD 110CC.	EACH	KAR	71300.00	71300.00	71300.00	0.00	0.00
112. Bicycles							
4992101. BICYCLE PECO FOR GENTS POPULAR	EACH	LAH	5000.00	5000.00	5000.00	0.00	0.00
4992102. BICYCLE PECO FOR BMX SHAHEEN	EACH	LAH	3500.00	3500.00	3500.00	0.00	0.00
4992103. BICYCLE SOHRAB SUPER	EACH	LAH	6450.00	6450.00	6450.00	0.00	0.00
		KAR	6900.00	6900.00	6900.00	0.00	0.00
4992104. BICYCLE SOHRAB VIP STUDENT	EACH	LAH	6300.00	6300.00	6300.00	0.00	0.00
		KAR	5900.00	5900.00	5900.00	0.00	0.00

7.11 Intercity Consumer Prices October, 2017

Description	Unit	Rawalpindi	Islamabad	Attock	Jehlum	Lahore	Sahiwal	Gujranwala
WHEAT	10 KG.	332.50	332.50	318.75	342.50	326.25	293.75	325.00
WHEAT FLOUR FINE/SUPERIOR.	KG.	56.04	58.25	43.50	48.00	50.00	40.00	40.00
WHEAT FLOUR AVG. QLTY	KG.	37.33	38.22	36.00	37.25	38.96	33.75	37.00
WHEAT FLOUR BAG	10 KG.	373.33	382.19	360.00	372.50	380.00	337.50	355.00
MAIDA	KG.	55.83	58.00	50.00	60.00	56.25	50.00	50.00
SUJI	KG.	58.83	59.50	50.00	60.00	60.00	50.00	50.00
BESAN AV. QLTY.	KG.	136.67	143.75	127.50	125.00	128.21	115.00	115.00
RICE BASMATI SUP. QLTY.	KG.	153.33	158.75	145.00	135.00	146.79	122.50	110.00
RICE BASMATI 385/386	KG.	132.08	138.75	95.00	105.00	105.36	67.50	50.00
RICE BASMATI BROKEN AV.QLTY	KG.	83.33	89.38	77.50	77.50	73.21	85.00	50.00
RICE IRRI-6 (SINDH/PUNJAB)	KG.	52.71	60.00	55.00	60.00	57.00	55.00	50.00
VERMICELLI	KG.	104.17	103.13	92.50	95.00	101.61	70.00	77.50
BREAD PLAIN MEDIUM SIZE	EACH	40.00	40.00	40.00	37.50	40.00	45.00	40.00
RUSK (PAPAY)	KG.	255.83	277.50	180.00	235.00	205.00	235.00	160.00
BISCUITS-PACKED	PKT	40.00	40.00	40.00	40.00	40.00	35.00	35.00
BISCUIT-BAKERY (LOOSE)	250 GM	109.17	120.00	77.50	105.00	92.50	110.00	110.00
CORNFLAKS FAUJI 225 GM.	PKT	180.00	180.00	180.00	180.00	193.50	180.00	216.00
SAMOSAS (VEGATABLE)	EACH	15.00	15.63	15.00	12.75	19.11	15.00	15.00
PASTRY AV.QLTY.	EACH	32.92	33.44	37.50	32.50	32.50	33.75	35.00
PATTIES (VEGATABLES)	EACH	27.50	28.75	21.00	27.50	31.96	30.00	20.00
NIMCO	250 GM	82.50	86.88	67.50	70.00	68.93	90.00	50.00
CHIPS	250 GM	93.33	95.00	75.00	82.50	77.32	90.00	65.00
BEEF WITH BONE AV.QLTY.	KG	357.92	360.00	300.00	325.00	381.96	300.00	300.00
MUTTON AV.QLTY.	KG	810.83	823.13	762.50	750.00	844.64	650.00	650.00
CHICKEN FARM BROILER (LIVE)	KG	105.42	126.63	106.00	120.50	99.00	95.00	112.00
FISH-RAHU MEDIUM SIZE	KG	245.83	293.75	230.00	235.00	289.29	245.00	290.00
MILK FRESH (UNBOILED)	LTR.	96.25	102.50	82.50	75.00	77.21	70.00	80.00
CURD	KG.	107.92	116.25	87.50	80.00	87.86	80.00	100.00
MILK TETRA PACK 1/2 LTR.	PKT.	65.00	65.00	65.00	65.00	65.00	60.00	65.00
LACTOGEN 400 GRAMS	PKT.	450.00	450.00	450.00	450.00	450.00	450.00	440.00
POWDER MILK NIDO 400GM.	PKT	379.49	379.49	379.49	379.49	379.48	358.97	379.49
MILK POWDER LOOSE/PACKED	KG.	551.67	585.00	535.00	500.00	504.29	447.50	390.00
BUTTER LOCAL PACKED	50 GM.	28.00	28.00	28.00	55.00	35.00	25.00	35.00
EGGS FARM	DOZ	100.00	107.50	105.00	100.00	100.00	100.00	102.50
MUSTARD OIL AV.QLTY.	KG.	220.00	240.00	245.00	210.00	183.93	162.50	150.00
COOKING OIL (DALDA)	2.5LTR	470.00	470.00	470.00	470.00	480.00	475.00	475.00
COOKING OIL (PAKWAN) OTHER BRAND SPECIFY	2.5 LTR	374.17	380.63	372.50	387.50	458.00	400.00	420.00
VEGETABLE GHEE TIN	2.5KG.	455.00	455.00	455.00	455.00	470.00	470.00	470.00
VEGETABLE GHEE (LOOSE)	KG.	146.67	151.25	141.00	150.00	145.00	178.00	140.00
DATES AV.QLTY.	KG.	222.50	235.00	205.00	190.00	197.86	165.00	165.00
PISTACHIO AV.QLTY.	50 GM.	122.08	131.88	117.50	125.00	117.14	140.00	95.00
ALMONDS WHOLE AV.QLTY.	KG.	676.67	702.50	675.00	612.50	657.86	675.00	500.00
COCONUT DRY AV.QLTY.	KG.	365.00	388.75	355.00	355.00	339.29	290.00	355.00
RAISINS AV.QLTY.	50 GM.	26.75	28.63	23.50	22.50	27.50	18.00	25.00
GROUNDNUTS (WITH SHELL)	KG.	240.83	245.00	170.00	260.00	226.79	225.00	220.00
MALTA/MOSAMBI	DOZ	0.00	0.00	0.00	0.00	147.86	115.00	140.00
KINNU	DOZ	0.00	0.00	0.00	0.00	0.00	0.00	0.00
APPLE	KG	134.17	158.75	110.00	105.00	157.86	107.50	120.00
ALOO BUKHARA	KG	0.00	0.00	0.00	0.00	0.00	0.00	0.00
POMEGRANATE (ANNAR)	KG	190.00	210.00	175.00	225.00	377.86	140.00	200.00
GRAPES	KG	197.50	255.00	205.00	200.00	247.86	165.00	120.00
BANANAS	DOZ	78.33	116.25	70.00	75.00	68.93	55.00	55.00
MANGO KALMI	KG	0.00	0.00	0.00	0.00	0.00	0.00	0.00
GUAVA	KG	90.00	120.00	100.00	95.00	87.86	78.75	80.00
WATERMELON (TURBOOZ)	KG	0.00	0.00	0.00	0.00	0.00	0.00	0.00
MUSKMELON (KHARBOOZA)	KG	0.00	0.00	0.00	0.00	0.00	0.00	0.00
SWEETMELON (GARMA)	KG	68.75	80.00	75.00	55.00	79.64	80.00	65.00
PULSE MASOOR (WHOLE)	KG.	128.33	150.63	102.50	122.50	128.21	95.00	120.00
PULSE MASOOR (WASHED)	KG.	125.42	136.88	112.50	125.00	129.64	102.50	140.00
PULSE MOONG (WASHED)	KG.	128.33	137.50	95.00	125.00	113.21	105.00	120.00
PULSE MASH (WASHED)	KG.	174.58	195.63	145.00	190.00	193.93	155.00	185.00

Contd.

7.11 Intercity Consumer Prices October, 2017

Description	Unit	Rawalpindi	Islamabad	Attock	Jehlum	Lahore	Sahiwal	Gujranwala
PULSE GRAM	KG.	128.33	138.44	120.00	120.00	117.32	107.50	112.50
GRAM WHOLE BLACK AV.QLTY.	KG.	141.25	150.00	117.50	125.00	117.86	107.50	102.50
GRAM WHOLE YELLOW AV.QLTY	KG.	219.17	226.25	212.50	210.00	163.93	175.00	155.00
BEANS (LAL LOBIA)	KG.	154.17	163.13	147.50	160.00	160.71	155.00	155.00
POTATOES	KG	47.92	55.00	37.50	45.00	38.21	50.00	50.00
ONION	KG	84.17	93.75	70.00	80.00	83.93	90.00	80.00
TURNIP	KG	72.50	80.00	50.00	75.00	73.93	77.50	50.00
RADISH	KG	52.50	65.00	30.00	65.00	37.86	35.00	50.00
TOMATOES	KG	92.92	107.50	80.00	110.00	95.36	125.00	105.00
CABBAGE	KG	0.00	0.00	0.00	0.00	0.00	0.00	0.00
CAULIFLOWER	KG	80.83	82.50	40.00	55.00	73.93	55.00	55.00
BRINJAL	KG	55.83	62.50	40.00	45.00	53.93	37.50	50.00
PUMPKIN	KG	0.00	0.00	0.00	0.00	0.00	0.00	0.00
BOTTLEGOURD	KG	71.67	83.75	50.00	55.00	67.86	40.00	100.00
LADY FINGER	KG	62.50	78.75	60.00	65.00	83.93	80.00	72.50
PEAS	KG	0.00	0.00	0.00	0.00	0.00	0.00	0.00
SPINACH	KG	29.17	36.25	32.50	35.00	38.21	35.00	40.00
TINDA	KG	96.67	108.75	80.00	85.00	107.86	120.00	105.00
TURAI	KG	91.67	106.25	60.00	65.00	73.21	155.00	90.00
KARAILA	KG	137.92	145.00	155.00	85.00	97.86	130.00	100.00
ARVI	KG	46.67	60.00	27.50	45.00	58.57	40.00	45.00
CHILLIES GREEN	KG	102.08	117.50	80.00	85.00	89.64	77.50	80.00
CARROT	KG	0.00	0.00	0.00	0.00	0.00	0.00	0.00
COCUMBER (KHEERA)	KG	66.25	72.50	60.00	65.00	73.93	40.00	80.00
LEMON	250GM	53.33	57.50	27.50	45.00	43.93	22.50	30.00
SUGAR REFINED	KG.	56.96	60.25	54.00	56.50	55.79	54.00	54.50
GUR AV.QLTY	KG.	98.33	110.00	92.50	100.00	93.21	67.50	80.00
HONEY LANGANESE 500 GM.	BOTTLE	1022.50	1031.25	990.00	975.00	950.00	855.00	840.00
MILO 200 GM.	BOTTLE	235.00	235.00	235.00	240.00	216.00	220.00	166.67
CUSTARD POWDER RAFHAN 300 GM.	PKT	80.00	80.00	80.00	80.00	80.00	80.00	80.00
TOFFEE (HILAL)	EACH	2.00	2.00	2.00	2.00	2.00	1.50	1.00
CHOWKELATE CANDY (SMALL SIZE)	EACH	5.00	5.00	5.00	5.00	5.00	5.00	5.00
SWEETMEAT (MIXED)	KG	417.08	443.75	320.00	370.00	355.71	400.00	360.00
ICE CREAM WALLS	CUP.	45.00	45.00	40.00	45.00	45.00	45.00	40.00
ICE	KG	20.00	20.00	15.00	22.50	17.50	10.00	10.00
JAM AHMED/MITCHELLES	BOTTLE	140.00	140.00	140.00	140.00	140.00	140.00	125.00
SQUASH-MITCHELLES	BOTTLE	167.50	167.50	167.50	165.00	165.00	165.00	160.00
ROOH AFZA	BOTTLE	170.00	170.00	170.00	170.00	170.00	170.00	170.00
JAM-E-SHIREEN	BOTTLE	180.00	180.00	180.00	180.00	180.00	185.00	180.00
SAUNF	50 GM	21.17	21.25	19.00	22.50	20.00	18.00	20.00
CINAMON LOOSE AV. QLTY	50 GM.	24.75	25.00	24.50	37.50	30.00	22.50	25.00
CUMINSEED WHITE NATIONAL	50 GM.	70.00	70.00	70.00	70.00	70.00	70.00	52.00
PEPPER BLACK NATIONAL	50 GM.	110.00	110.00	100.00	110.00	110.00	110.00	110.00
CLOVES LOOSE AV.QLTY	50 GM.	81.25	83.75	85.00	95.00	89.29	80.00	100.00
CARDAMOM LARGE LOOSE AV.QLTY	50 GM.	110.83	126.25	117.50	165.00	155.36	125.00	100.00
CARDAMOM SMALL AV.QLTY	50 GM.	138.75	151.88	137.50	115.00	127.86	105.00	95.00
SALT-POWDERED (LAHORI) LOOSE	KG.	12.00	12.00	10.00	15.00	15.00	10.00	10.00
SALT POWDERED (NATIONAL/SHAN)	PKT	25.00	25.00	25.00	25.00	25.00	25.00	25.00
CHILLIES POWD.NATIONAL 200GM	PKT	120.00	120.00	120.00	120.00	120.00	105.00	105.00
CHILLIES POWDER LOOS	KG.	252.50	307.50	270.00	250.00	227.86	205.00	230.00
CORRIANDER SEED POWD.NATIONAL	PKT	104.00	104.00	104.00	104.00	104.00	104.00	105.00
CORRIANDER SEED (LOOSE)	KG.	274.17	280.00	255.00	275.00	207.86	195.00	155.00
TURMERIC POWD.NATIONAL 50GM	PKT.	35.00	35.00	35.00	35.00	35.00	35.00	35.00
CURRY POWD. NATIONAL 200 GM	PKT.	87.00	87.00	87.00	87.00	88.00	86.00	87.00
TOMATO KETCHUP AHMED/MITCHL	BOTTLE	110.00	110.00	110.00	110.00	95.00	90.00	100.00
PICKLES AHMED/MITCHELLES	BOTTLE	120.00	120.00	110.00	120.00	120.00	110.00	100.00
VINEGAR SYNTHETIC (SIRKA)	BOTTLE	100.00	100.00	77.50	95.00	80.00	90.00	70.00
GARLIC	KG	175.83	236.25	160.00	200.00	175.36	160.00	150.00
GINGER	KG	215.83	245.00	220.00	225.00	196.43	160.00	200.00
TAPAL DANEDAR TEA 200GM PACKET	PKT	178.95	178.95	178.95	178.95	178.95	178.94	178.95
TEA LIPTON YELLOW LABEL 200GM.	PKT.	178.95	178.95	178.95	178.95	178.94	178.94	178.95

Contd.

7.11 Intercity Consumer Prices October, 2017

Description	Unit	Rawalpindi	Islamabad	Attock	Jehlum	Lahore	Sahiwal	Gujranwala
TEA LOOSE KENYA AV.QLTY 250GM.	PKT.	187.50	190.00	195.00	170.00	121.96	182.50	160.00
COFFEE-NESCAFE 75 GM. **	BOTTLE	372.50	375.00	375.00	385.00	370.00	330.00	350.00
COLD DRINK (STANDARD SIZ)	BOTTLE	27.50	27.50	25.00	25.00	20.00	25.00	25.00
FRUIT JUICE TETRA PACK	PKT.	20.00	20.00	15.00	17.50	20.00	20.00	20.00
MINERAL WATER NESTLE 1.5 LTR	BOTTLE	55.21	56.25	55.00	55.00	53.00	50.00	45.00
CIGARETTES K-2 10'S **	PKT	50.00	50.00	50.00	50.00	50.00	50.00	50.00
CIGARETTES CAPSTAN 10'S **	PKT	50.00	50.00	50.00	50.00	50.00	50.00	50.00
CIGARETTES GOLD LEAF 20'S	PKT	135.00	135.00	135.00	135.00	135.00	130.00	140.00
CIGARETTES MORVEN GOLD 20'S	PKT	50.00	50.00	50.00	50.00	50.00	50.00	50.00
BETEL LEAVES	50GM.	112.08	118.13	107.50	115.00	77.50	60.00	75.00
BETEL NUTS	KG.	832.50	863.75	830.00	405.00	355.00	355.00	420.00
LONG CLOTH 57" GUL AHMED/AL-KARAM	METER	205.00	215.00	205.00	280.00	267.14	245.00	135.00
SHIRTING AV.QLTY.	METER	190.00	210.00	195.00	210.00	156.43	310.00	170.00
PANT CLOTH W & WEAR AV.QLTY	METER	487.50	481.25	462.50	465.00	332.14	525.00	335.00
LAWN PRINTED GUL AHMED/AL-KARAM	METER	270.00	287.50	267.50	285.00	306.43	397.50	205.00
GEORGETTE AV.QLTY	METER	152.50	155.00	152.50	145.00	136.43	146.25	132.50
LINEN AV.QLTY ***	METER	163.33	170.00	165.00	165.00	173.93	237.50	105.00
HEAVY WT SUITING LAWERNCPUR AVG QLTY	METER	1841.67	1875.00	1825.00	1875.00	1475.00	1225.00	1050.00
HEAVY WT SUITING LAWERNCPUR SUP QLTY	METER	2283.33	2337.50	2275.00	2275.00	2375.00	1437.50	2350.00
TROPICAL SUITING LAW.PUR	METER	1683.33	1725.00	1675.00	1675.00	1375.00	1175.00	925.00
PANT BOY 24"/26" LENGTH.	EACH	598.33	637.50	612.50	637.50	381.79	897.50	712.50
SHIRT BOY 24"/26" LENGTH	EACH	435.42	446.88	437.50	475.00	363.57	690.00	450.00
SCHOOL UNL PANT,SHIRT BOYS	SUIT	560.00	603.13	575.00	560.00	728.57	725.00	975.00
SCHOOL UNL KAMEEZ,SHAL.BOYS	SUIT	557.92	603.13	565.00	482.50	574.64	525.00	925.00
SCHOOL UNL KAMEEZ,SHAL.GIRL	SUIT	525.00	537.50	525.00	455.00	610.71	475.00	925.00
FROCK W/WEAR GIRLS	EACH	2425.00	2487.50	2450.00	1325.00	1135.71	1450.00	925.00
AWAMI-SUIT W & W(BOY) 24"/26	SUIT	2087.50	2137.50	2050.00	1450.00	1078.57	1740.00	1125.00
AWAMI-SUIT W&W (GENTS)AV.QLTY	SUIT	2012.50	2093.75	2100.00	1900.00	1178.57	1800.00	1125.00
PULLOVER GENTS OXFORD/BON.	EACH	3250.00	3250.00	3250.00	3145.00	2890.00	3250.00	3000.00
PULLOVER LADIES OXFORD/BON.	EACH	3250.00	3250.00	3250.00	3145.00	2970.00	2850.00	2950.00
PULLOVER (GENTS) OTHERS A.QTY	EACH	1187.50	1200.00	1100.00	1025.00	967.86	1050.00	550.00
SECOND-HAND COAT FOR MEN	EACH	658.33	500.00	525.00	487.50	687.50	350.00	600.00
SECONDHAND SWEETER FOR MEN DUP QLTY	EACH	391.67	0.00	325.00	190.00	525.00	275.00	600.00
SECONDHAND WINTER JACKET	EACH	716.67	0.00	575.00	505.00	685.71	375.00	650.00
UNDERWEAR AV.QLTY MEDIUM SIZE	EACH	210.83	215.00	190.00	182.50	157.86	175.00	125.00
VEST FOR MEN AV.QLTY.	EACH	232.50	230.00	175.00	182.50	166.07	170.00	125.00
VEST/SHAMEEZ (WOMEN) AVG. QLTY	EACH	213.33	220.00	205.00	145.00	228.57	190.00	142.50
SOCKS NYLON (PAKISTANI)	PAIR	110.00	118.75	77.50	87.50	105.00	95.00	110.00
BRASSIER AV.QLTY.	EACH	276.67	290.00	245.00	115.00	167.86	210.00	165.00
BRASSIER SUP QLTY	EACH	645.00	675.00	625.00	320.00	950.00	500.00	335.00
DOPATTA GEORGETTE AV.QLTY.	EACH	350.00	362.50	340.00	325.00	317.86	315.00	275.00
DOPATTA COTTON AV GLTY	EACH	341.25	362.50	290.00	225.00	205.36	225.00	185.00
CHADDAR (W/WEAR) (2x2.5 MTR)	EACH	392.92	418.75	387.50	412.50	423.21	375.00	375.00
LUNGI/DHOTI(COTTON) AVG. QLTY	EACH	506.67	528.13	512.50	215.00	250.71	375.00	212.50
HANDKERCHIEF AVG. QLTY PAK	EACH	38.75	42.50	37.50	35.00	28.21	50.00	50.00
HANDKERCHIEF SUP. QLTY PAK	EACH	55.83	64.38	50.00	55.00	50.00	75.00	75.00
GLOVES AV QLTY	PAIR	155.00	157.50	155.00	155.00	79.64	120.00	105.00
AZARBAND COTTON AVG. QLTY	EACH	22.50	22.50	17.50	25.00	21.96	20.00	25.00
SEWING THREAD/REEL(ASLI PARI)	EACH	9.00	9.00	7.50	9.00	7.00	6.00	6.00
WASHING CHARGES PAINT & SHIRT	SUIT	94.58	105.00	110.00	175.00	82.50	165.00	170.00
DRY CLEANING SUIT COAT PANT	SUIT	612.50	682.50	335.00	475.00	419.64	425.00	475.00
WASHING CH. (KAMIZ-SHALWAR)	PAIR	92.92	94.38	75.00	95.00	60.36	90.00	125.00
TAILORING SHIRT	EACH	550.00	762.50	475.00	625.00	489.29	500.00	400.00
TAILORING CHARGES PANT (MEN)	EACH	1000.00	1200.00	750.00	950.00	678.57	900.00	500.00
TAILORING COAT-PANT SUIT	SUIT	3916.67	5937.50	4100.00	3750.00	4464.29	5000.00	3100.00
TAILORING AWAMI-SUIT (MALE)	SUIT	783.33	925.00	637.50	750.00	639.29	725.00	600.00
TAILORING SUIT FEMALE	SUIT	666.67	837.50	575.00	650.00	589.29	525.00	500.00
GENTS SHOES PAUL BATA	PAIR	1199.00	1199.00	1199.00	1199.00	1299.00	1199.00	1199.00
GENTS SANDAL BATA	PAIR	699.00	699.00	699.00	699.00	699.00	699.00	699.00
GENTS SPOUNG CHAPPAL BATA	PAIR	199.00	199.00	199.00	199.00	199.00	199.00	199.00
LADIES SANDAL BATA	PAIR	499.00	499.00	499.00	499.00	499.00	499.00	499.00

Contd.

7.11 Intercity Consumer Prices October, 2017

Description	Unit	Rawalpindi	Islamabad	Attock	Jehlum	Lahore	Sahiwal	Gujranwala
LADIES SPOUNG CHAPPAL BATA	PAIR	179.00	179.00	179.00	179.00	179.00	179.00	179.00
CHILD SHOE POWER LITE BATA	PAIR	599.00	599.00	599.00	599.00	599.00	599.00	599.00
GENTS SHOE, ART 1109 SERVICE	PAIR	999.00	999.00	999.00	999.00	999.00	999.00	999.00
NYLON JOGGER 27 SIZE 2-5 ***	PAIR	1299.00	1299.00	1299.00	1299.00	1299.00	1299.00	1299.00
CHINA FOOT WEAR AV. QLTY (MALE) *	PAIR	1029.17	1106.25	950.00	975.00	742.86	450.00	500.00
CHINA FOOT WEAR AV. QLTY (FEMALE) *	PAIR	925.00	1543.75	925.00	825.00	637.50	500.00	450.00
CHINA FOOT WEAR AV. QLTY (CHILDREN) *	PAIR	875.00	931.25	725.00	825.00	483.93	425.00	400.00
SHOE REPAIR HALF SOLE	PAIR	137.92	146.88	125.00	135.00	106.43	100.00	120.00
SHOES POLISH CHARGES AVERAGE SHOP	PAIR	20.00	22.50	27.50	20.00	20.00	20.00	15.00
HOUSE RENT (combined)	MONTH	15419.15	51945.85	4391.54	6797.16	13157.41	8480.16	6222.00
rent 2	pm	15419.15	51945.85	4391.54	6797.16	13157.41	8480.16	6222.00
RENT3	PM	15419.15	51945.85	4391.54	6797.16	13157.41	8480.16	6222.00
RENT4	PM	15419.15	51945.85	4391.54	6797.16	13157.41	8480.16	6222.00
RENT5	PM	15419.15	51945.85	4391.54	6797.16	13157.41	8480.16	6222.00
RENT6	PM	15419.15	51945.85	4391.54	6797.16	13157.41	8480.16	6222.00
SYNTHETIC ENEMAL ROBIALAC BALTI 3.64 LTR.	EACH	1867.50	1870.00	1850.00	1850.00	2361.00	1785.00	1700.00
SYNTHETIC ENEMAL ICI BALTI 3.64 LTR.	EACH	1940.00	1940.00	1900.00	1965.00	2400.00	2360.00	2138.00
CEMENT (LOCAL) SPECIFY BRAND NAME	BAG	515.00	520.00	535.00	517.50	530.00	540.00	515.00
BRICKS (NEW) IST CLASS	P/1000	10750.00	10750.00	7850.00	7250.00	8450.00	6650.00	8950.00
CEMENT BLOCKS (6"x8"x12")	P/100	4100.00	0.00	2725.00	0.00	0.00	0.00	0.00
BAJREE	100CFT	5250.00	5250.00	3800.00	4250.00	6500.00	5650.00	6000.00
SAND (BLACK PIT SAND)	K100CFT	3050.00	3050.00	1725.00	2295.00	2950.00	3450.00	2550.00
TIMBER SHESHAM LOG IST QUALITY	cubmt.	78574.00	78574.00	78575.00	76809.00	97996.50	74151.00	50323.50
IRON BAR (M.S. BAR) 1/2"	P/TON	76500.00	76500.00	73750.00	74250.00	78750.00	81750.00	80000.00
CARPENTER WAGE RATE	P/DAY	1250.00	1250.00	825.00	950.00	925.00	775.00	825.00
MASON (RAJ) WAGE RATE	P/DAY	1250.00	1250.00	875.00	950.00	1025.00	775.00	1050.00
UNSKILLED LABOUR WAGE RATE	P/DAY	750.00	800.00	625.00	600.00	725.00	500.00	650.00
PLUMBER WAGE RSTE	P/DAY	1250.00	1250.00	875.00	950.00	890.71	0.00	800.00
ELECTICIAN WAGE RATE PER DAY **	P/DAY	0.00	0.00	0.00	0.00	887.50	0.00	750.00
ELECTICIAN WAGE RATE PER POINT **	P/PNT	215.00	220.00	145.00	170.00	160.00	137.50	140.00
WATER CHARGES PER HOUSE	P/MONTH	161.50	98.00	120.00	100.00	325.00	30.00	100.00
ELECT.CHARGES UPTO 50 UNITS	P/UNIT	2.00	2.00	2.00	2.00	2.00	2.00	2.00
ELECT.CHARGES 01 - 100 UNIT	P/UNIT	6.18	6.18	6.18	6.18	6.18	6.18	6.18
ELECT.CHARGES 101 - 300 UNIT	P/UNIT	9.54	9.54	9.54	9.54	9.54	9.54	9.54
ELECT.CHARGES 301 - 1000 UNIT	P/UNIT	16.39	16.39	16.39	16.39	16.39	16.39	16.39
ELECT.CHARGES ABOVE 1000 UNIT	P/UNIT	18.39	18.39	18.39	18.39	18.39	18.39	18.39
ELEC	PM	10.50	10.50	10.50	10.50	10.50	10.50	10.50
GAS CHRNG upto 3.3719 MMBUT	MMBTU	128.70	128.70	128.70	128.70	128.70	128.70	128.70
GAS CHRNG 3.3719 - 6.7438 MMBUT	MMBTU	257.40	257.40	257.40	257.40	257.40	257.40	257.40
GAS CHRNG 6.7438 - 10.1157 MMBUT	MMBTU	257.40	257.40	257.40	257.40	257.40	257.40	257.40
GAS CHRNG10.1157 - 13.4876 MMBUT	MMBTU	702.00	702.00	702.00	702.00	702.00	702.00	702.00
GAS	PM	702.00	702.00	702.00	702.00	702.00	702.00	702.00
GAS	PM	409.50	409.50	409.50	409.50	409.50	409.50	409.50
KEROSENE OIL	LTR	95.00	98.75	97.50	87.50	100.00	95.00	80.00
FIREWOOD WHOLE	40 KG.	741.67	785.00	510.00	650.00	762.86	475.00	675.00
CHAIR SHESHAM WOOD WITH ARMS **	EACH	3650.00	3737.50	3300.00	3250.00	4392.86	3250.00	2250.00
CHAIR PLASTIC (CHAIRMAN) AVERAGE QUALITY	EACH	725.00	725.00	725.00	825.00	925.00	775.00	800.00
TABLE SHESHAM WOOD (4X2X5") ***	EACH	6175.00	6337.50	6250.00	4250.00	14250.00	6500.00	10250.00
SOFASET WOODEN WITH FOAM SEAT **	SET	23666.67	24875.00	23000.00	16250.00	24785.71	23000.00	20000.00
COT IRON (WITH NIWAR)AV.QLTY.	EACH	2562.50	2687.50	2350.00	1650.00	2800.00	2400.00	1900.00
ALMIRAH (STEEL) 6'X3' 20 GUAGE	EACH	9500.00	10000.00	9750.00	8750.00	10964.29	12000.00	9300.00
DINNING TABLE 6 CHAIRS A.QLTY	SET	22791.67	25187.50	23000.00	21250.00	23785.71	30000.00	25000.00
SINGLE BED WITHOUT FOAM MED.	EACH	5575.00	5612.50	5250.00	5250.00	10821.43	10500.00	10000.00
MATRESS SINGLE(4"THICK)	EACH	5700.00	5675.00	5700.00	5550.00	6200.00	6250.00	5200.00
FARSHI DARI 12'X9' AV.QLTY	EACH	2212.50	2293.75	2250.00	1225.00	1607.14	1200.00	925.00
DARI COTTON (6"x2 1/2") AV.QL	EACH	991.67	1006.25	975.00	437.50	459.64	1000.00	450.00
CARPET PLAIN AV. QLTY	SQFT.	28.92	29.00	25.50	32.50	37.50	36.50	35.00
QUILT (LIHAF) 3 KG. COTTON	EACH	1233.33	1293.75	1100.00	825.00	1407.14	1200.00	1075.00
BLANKET (90" x 54")	EACH	4191.67	4275.00	3550.00	3050.00	5000.00	3800.00	2900.00
BEDSHEET SINGLE BED SUP.QLTY	EACH	614.58	646.88	575.00	487.50	639.29	600.00	475.00
BED SHEET DOUBLE WITH TWO PILLOW COVERS SUP QLTY	SET	1295.83	1375.00	1325.00	1050.00	1160.71	1075.00	1150.00

Contd.

7.11 Intercity Consumer Prices October, 2017

Description	Unit	Rawalpindi	Islamabad	Attock	Jehlum	Lahore	Sahiwal	Gujranwala
TOWEL(3'x2') AV. QALTY	EACH	413.75	427.50	390.00	287.50	323.93	350.00	175.00
CEILING FAN 48" SUPER QLTY **	EACH	3275.00	3275.00	3275.00	2900.00	2950.00	3695.00	2700.00
PEDESTAL FAN 22" SUPER QLTY	EACH	3675.00	3675.00	4250.00	3950.00	4350.00	5495.00	4500.00
REFG. DAWLENCE 10 CFT. D.DOOR	EACH	32500.00	32500.00	32500.00	32500.00	36000.00	30400.00	31000.00
D-FREEZER WAVES 8 CFT.	EACH	30900.00	30900.00	30900.00	30900.00	28000.00	31250.00	31000.00
AIRCONDITIONER 1.5 TON PEL	EACH	41000.00	41000.00	41000.00	42400.00	45000.00	42000.00	48000.00
SPLIT AIR CONDITIONER 1.5 TON (SPECIFY BRAND NAME)	EACH	44000.00	44000.00	44000.00	47300.00	48000.00	42000.00	43000.00
AIRCOOLER SUPER ASIA	EACH	12250.00	12250.00	12000.00	15250.00	15000.00	10000.00	14250.00
WASHING MACHINE SINGER	EACH	17000.00	17000.00	17400.00	17000.00	17000.00	17000.00	17000.00
SEWING MACHINE(SINGER)	EACH	7400.00	7400.00	7400.00	7400.00	7400.00	7100.00	7200.00
GIZER LARGE SIZE 30 GALLON CAPACITY SUP QLTY	EACH	23400.00	23400.00	23400.00	14750.00	22950.00	22900.00	15250.00
GAS BURNER DOUBLE SPFY.BRAND	EACH	2016.67	2150.00	1950.00	2050.00	2078.57	1450.00	1250.00
ELECT. IRON PHILIPS MDL.1120	EACH	2100.00	2100.00	1900.00	1975.00	1300.00	2750.00	2200.00
ELECTRIC JUICER FOR APPLE	EACH	8600.00	8675.00	8100.00	8250.00	13000.00	9250.00	4500.00
S.STEEL DEGHCHI MEDIUM SIZE ***	EACH	787.08	800.00	775.00	612.50	733.93	475.00	1185.00
ALUMINIUM COOKING PAN (DEGCHI) MED SIZE	EACH	702.08	731.25	625.00	575.00	664.29	525.00	900.00
NON STICK COOKING PAN (DEGCHI) SUP. QLTY	EACH	1229.17	1250.00	1150.00	1050.00	1175.00	1125.00	1550.00
FRYING PAN STEEL AVG. QLTY MED. SIZE	EACH	537.50	537.50	525.00	375.00	630.36	500.00	575.00
TAWA IORN (MEDIUM SIZE) AVG. QLTY	EACH	280.42	346.25	310.00	255.00	555.36	475.00	412.50
S.STEEL PLATE A.QLTY.(M.SIZE)	EACH	95.83	95.00	105.00	62.50	85.36	77.50	110.00
TABLE SPOON S.STEEL SUP.QLTY.	DOZEN	411.67	411.88	410.00	387.50	412.50	475.00	575.00
WATER SET JUG+6 GLASSES (OMROC)	SET	455.83	460.00	435.00	410.00	730.36	460.00	380.00
TEA SET PAK. CHINAWARE 21 PCS.	SET	2633.33	2650.00	2650.00	2175.00	1557.14	2150.00	1800.00
DINNER SET PLASTIC 72 PIECES SUPERIOR QLTY	SET	7575.00	7831.25	7500.00	5250.00	5785.71	6450.00	5900.00
HOTPOT SET PLASTIC 3 PCS.	SET	1754.17	1775.00	1775.00	1525.00	1510.71	1250.00	1500.00
BUCKET(BALTI) PLASTIC MED.SIZ	EACH	275.83	295.00	255.00	340.00	478.57	250.00	290.00
LOTA PLASTIC (MED SIZE) AVERAGE QUALITY	EACH	68.75	79.38	55.00	45.00	65.00	75.00	50.00
PRESURE COOKER 4 LTR.	EACH	1908.33	1931.25	1775.00	1850.00	1540.00	1125.00	1750.00
WATER COOLER 9/10 LTR.PLASTIC ***	EACH	605.42	625.00	475.00	512.50	575.00	675.00	650.00
THERMOS STARVAC 1 LTR	EACH	537.50	575.00	525.00	487.50	625.00	475.00	650.00
BULB PHILIPS 100-WATTS	EACH	40.00	40.00	40.00	40.00	35.00	35.00	30.00
TUBE LIGHT PHILIPS 40 WATTS	EACH	110.00	110.00	110.00	110.00	100.00	95.00	100.00
ELECTRIC BLUBS "0" WATTE LOCAL	EACH	30.00	30.00	30.00	30.00	20.00	25.00	20.00
ELECTRIC BLUB ENERGY SAVER 14 WATTS	EACH	167.50	167.50	165.00	167.50	170.00	160.00	155.00
WASHING SOAP 250 GMS SPECIFY BRAND NAME	EACH	40.00	40.00	40.00	40.00	40.00	40.00	40.00
SURF EXCEL 400 GMS POLY BAG	EACH	104.00	104.00	104.00	104.00	130.00	104.00	130.00
WASHING POWDER 1000 GRM	EACH	155.00	155.00	155.00	155.00	155.00	155.00	155.00
WASHING POWDER (WHEEL/ BONUS) 100 GRAMS	EACH	125.00	125.00	125.00	125.00	90.00	95.00	90.00
CLEANSER POWDER VIM 1000 GM	PKT.	83.33	83.33	83.33	83.33	83.00	83.33	83.33
FINIS 500 ML	BOTTLE	250.00	250.00	250.00	250.00	287.50	218.00	193.75
PHNYLE TYPHONE/FINIS/CARRANITE 3 LITRES	BOTTLE	180.00	180.00	180.00	180.00	155.00	160.00	140.00
HARPIC	BOTTLE	155.00	155.00	155.00	155.00	155.00	155.00	155.00
BOOT POLISH CHERRY/KIWI 50ML	EACH	136.90	136.90	136.90	136.90	115.00	127.77	136.90
ROBIN BLUE (35 GRAMS)	PKT.	60.00	60.00	60.00	60.00	60.00	55.00	60.00
TISSU PAPER PERFUMED 100 PCS.	PKT	115.00	115.00	115.00	115.00	140.00	110.00	115.00
TOILET PAPER ROLL (R.PETEL)	P/ROLL	45.00	45.00	40.00	45.00	45.00	45.00	40.00
BOOT POLISH LIQUID CHEERY BLOSSOM KIWI 75 ML	BOTTLE	160.00	160.00	160.00	160.00	160.00	160.00	140.00
MATCH BOX SMALL	EACH	2.00	2.00	2.00	2.00	2.00	2.00	2.00
DRY CELL 1.5 VOLT(LOCAL)	EACH	30.00	30.00	30.00	27.50	40.00	40.00	20.00
HAND STITCHING NEEDLE M.SIZE	PACKET	10.00	10.00	7.75	9.00	7.50	10.00	5.00
SEWING MACHINE NEEDLE (SINGER)	EACH	6.50	6.50	6.50	6.50	10.00	5.00	6.00
HOUSEHOLD SERVANT FEMALE P/T	P/MNTH	2058.33	2175.00	1450.00	1750.00	1878.57	1500.00	1550.00
MARRIAGE HALL WITH FURNITURE	P/HEAD	165.00	172.50	135.00	145.00	157.86	150.00	115.00
SEPTRAN TABLETS	10TAB.	19.30	19.30	19.30	19.30	19.30	20.00	20.00
BRUFEN TABS 200-MG.	10TAB.	8.90	8.90	8.91	10.00	8.90	10.00	10.00
PANADOL TAB. EXTRA/PLAIN	10TAB.	12.00	12.00	12.00	12.00	12.00	12.00	12.00
DISPRIN TAB.	10TAB.	13.00	13.00	13.00	13.00	13.00	12.80	12.40
TRISIL TAB.	10 TAB	10.30	10.30	10.30	10.30	11.10	10.00	10.00
FLAGYL TAB. 200 MG.	10TAB.	10.00	10.00	10.00	10.00	10.00	10.00	10.00
VENTOLIN TAB. 2MG.	10TAB.	9.92	9.92	9.92	9.92	12.00	10.00	10.00
DAONIL TAB. 5 MG.	10TAB.	16.94	16.94	16.83	16.94	17.00	16.90	17.00

Contd.

7.11 Intercity Consumer Prices October, 2017

Description	Unit	Rawalpindi	Islamabad	Attock	Jehlum	Lahore	Sahiwal	Gujranwala
ENTOX TAB.	10TAB.	15.00	15.00	15.00	15.00	15.00	15.00	15.00
RENITEC TAB. 5 MG.	10TAB.	58.50	58.50	58.50	58.50	58.50	60.00	58.50
CAC. 1000 TAB	BOTTLE	124.44	124.44	124.44	124.40	124.00	124.44	124.44
AMOXIL CAPSOLE 250 MG.S	10CAP.	35.70	35.70	35.70	35.70	35.70	36.50	35.00
CALCIUM SYRUP SANDOZ	BOTTLE	64.00	64.00	64.00	64.00	64.00	64.00	64.00
LEDERPLEX SYRUP	BOTTLE	52.74	52.74	52.74	52.74	52.00	52.74	52.74
SANCOS SYRUP (50 ML.)	BOTTLE	27.50	27.50	27.50	27.50	30.00	30.00	30.00
PHENERGAN SYRUP 120 ML.	BOTTLE	33.00	33.00	33.00	33.00	33.00	34.00	34.50
CALPOL SYRUP 60 ML.	BOTTLE	28.39	28.39	28.39	28.39	28.39	28.00	28.00
HYDRYLLIN SYRUP 120 ML.	BOTTLE	69.00	69.00	69.00	69.00	69.00	69.00	69.00
POLYFAX EYE OINTMENT	TUBE	21.00	21.00	21.00	21.00	21.00	21.60	21.00
BETNESOL EYE DROPS	BOTTLE	33.89	33.89	33.89	33.89	33.89	33.89	33.89
EAR DROPS (CARDISPORINE) ***	BOTTLE	21.42	21.42	21.42	21.42	25.00	21.00	21.00
BETNOVATE-N OINTMENT 5 GMS	TUBE	16.68	16.68	16.68	16.68	16.65	16.67	16.67
BURNOL CREAM 30 GRM	TUBE	55.42	55.42	55.42	55.42	55.45	55.48	55.42
VICKS VAPORUB/BALM	BOTTLE	36.00	36.00	36.00	36.00	36.00	36.00	36.00
GLYCRINE SMALL BOTTLE	BOTTLE	35.00	35.00	35.00	27.50	35.00	25.00	17.00
JOUHAR JOSHANDA	PKT.	10.00	10.00	10.00	10.00	10.00	10.00	10.00
GALXOS-D (450 GRMS)	PKT.	157.50	157.50	157.50	168.75	157.50	157.50	157.50
GRIPE-WATER WOODWARDS	BOTTLE	60.00	60.00	60.00	60.00	60.00	60.00	55.00
SANIPLAST ONE PUTTY	EACH	2.00	2.00	2.00	2.00	2.00	1.50	2.00
O.R.S. (NIMCOL)	PKT.	18.00	18.00	18.00	18.00	18.00	17.00	18.00
DETTOL (MEDIUM)	BOTTLE	80.00	80.00	80.00	80.00	80.00	80.00	65.00
COTTON BANDAGE 2" - 4"	EACH	10.00	10.00	9.00	9.00	8.00	9.00	7.00
THERMOMETER CHINA	EACH	50.00	48.75	50.00	47.50	68.00	45.00	35.00
DOCTOR (MBBS) CLINIC FEE	P/PAT.	216.67	225.00	135.00	125.00	100.00	250.00	75.00
URINE TEST (DR) CHARGES	P/TEST	237.50	275.00	80.00	100.00	155.00	100.00	100.00
BLOOD TEST (CP) CHARGES	P/TEST	437.50	493.75	250.00	300.00	575.00	275.00	300.00
SUGAR TEST (RANDOM/FASTING BOTH) CHARGES	P/TEST	352.08	443.75	170.00	197.50	175.00	100.00	200.00
ECG CHARGES	P/TEST	312.50	378.13	150.00	250.00	325.00	225.00	200.00
X-RAY (CHEST) CHARGES	P/X-RAY	500.00	490.63	375.00	400.00	400.00	300.00	400.00
CAR SUZUKI 800 CC (W/O. A/C)	EACH	740750.00	747500.00	740750.00	740750.00	679000.00	679000.00	689000.00
CAR SUZUKI 1000 CC	EACH	1270000.00	1270000.00	1270000.00	1270000.00	1250000.00	1250000.00	1124000.00
CAR TOYOTA 1300 CC	EACH	1816000.00	1816000.00	1816000.00	1785500.00	1912000.00	1752000.00	1752500.00
CAR HONDA CIVIC	EACH	2163500.00	2163500.00	2163500.00	2145500.00	2503000.00	1694000.00	3005500.00
MOTORCYCLE HONDA CD-70.	EACH	63500.00	63500.00	63500.00	63500.00	63500.00	63500.00	63500.00
MOTORCYCLE YAMAHA 100CC.	EACH	79300.00	79300.00	79300.00	79300.00	79300.00	79300.00	79300.00
MOTOR CYCLE HERO 70 CC	EACH	41250.00	41250.00	41250.00	43500.00	49000.00	41500.00	43500.00
BICYCLE WITH TYRES & TUBES	EACH	8100.00	8100.00	8100.00	7450.00	7500.00	7100.00	7700.00
TYRE CAR WITH TUBE GENERAL	EACH	2975.00	2975.00	2975.00	2700.00	3000.00	2575.00	3300.00
TYRE MOTOR CYCLE WITHOUT TUBE	EACH	1137.50	1137.50	1250.00	1125.00	1200.00	825.00	1250.00
TYRE CYCLE SPECIFY BRAND NAME	EACH	345.83	355.00	370.00	355.00	330.00	300.00	350.00
TYRE CAR W/O TUBE	EACH	2850.00	2850.00	3275.00	3075.00	2700.00	2425.00	3000.00
PETROL SUPER	LITRE	73.50	73.50	73.50	73.77	73.50	73.50	73.50
HIGH SPEED DIESEL HSD	LITRE	79.40	79.40	79.40	79.62	79.40	79.40	79.40
CNG	K.G.	75.82	75.82	75.82	75.82	67.50	67.50	67.50
GAS CYLINDER STAND. SIZE	EACH	1300.00	1320.00	1160.00	1200.00	1100.00	1125.00	1155.00
MOTOR CYCLE SERVICE CHARGES	EACH	325.00	325.00	290.00	250.00	200.00	187.50	280.00
CAR SERVICE CHARGES	EACH	337.50	375.00	325.00	325.00	350.00	300.00	250.00
TYRE PUNCTURE CHARGES	EACH	75.00	75.00	45.00	70.00	80.00	75.00	50.00
CYCLE OVERHAULING CHARGES	EACH	783.33	825.00	375.00	375.00	319.64	325.00	160.00
CAR TAX FOR 800CC TO 1300CC	YEARLY	2650.00	432.00	2650.00	2650.00	2650.00	2650.00	2650.00
TRAIN FARE ECO. 1-100 KM.	P/KM.	0.68	0.68	0.68	0.68	0.68	0.68	0.68
TRAIN FARE ECO. 101-500 KM.	P/KM.	0.98	0.98	0.98	0.98	0.98	0.98	0.98
TRAIN FARE ECO. > 500 KM.	P/KM.	0.89	0.89	0.89	0.89	0.89	0.89	0.89
TRAIN FARE IST SLP. 1-100KM	P/KM.	2.10	2.10	2.10	2.10	2.10	2.30	2.10
TRAIN FARE IST SLP.101-500 KM	P/KM.	2.59	2.59	2.59	2.59	2.59	2.59	2.59
TRAIN FARE IST SLP. > 500 KM	P/KM.	1.99	1.99	1.99	1.99	1.99	1.99	1.99
TRAIN FARE A/C SLP. 1-100KM.	P/KM	5.76	5.76	5.76	5.76	5.76	5.76	5.76
TRAIN FARE A/C SLP.101-500KM	P/KM.	4.59	4.59	4.59	4.59	4.59	4.59	4.59
TRAIN FARE A/C SLP > 500KM.	P/KM	4.16	4.16	4.16	4.16	4.16	4.16	4.16

Contd.

7.11 Intercity Consumer Prices October, 2017

Description	Unit	Rawalpindi	Islamabad	Attock	Jehlum	Lahore	Sahiwal	Gujranwala
PLATFORM TICKET	EACH	10.00	10.00	10.00	10.00	10.00	10.00	10.00
AUTO RICKSHAW FARES	KM/MIN	65.00	0.00	35.00	65.00	50.00	90.00	60.00
FULL TONGA CHARGES	KM/MIN	0.00	0.00	0.00	0.00	80.00	100.00	50.00
TAXI 4 SEATER FARE	KM/MIN	100.00	100.00	75.00	0.00	100.00	100.00	100.00
BUS FARE MIN (WITHIN CITY)	TICKET	9.00	9.00	0.00	9.00	9.00	0.00	9.00
BUS FARE MAX (WITHIN CIT	TICKET	21.00	21.00	0.00	21.00	21.00	0.00	21.00
BUS FARE OUTSIDE CITY	P/KM.	0.86	0.86	0.86	0.69	0.86	0.86	0.86
A/C BUS FARE OUTSIDE CITY	P/KM.	1.55	1.55	1.53	1.55	2.00	1.55	1.45
MINIBUS FARE MIN.WITH IN CITY	TICKET	11.00	11.00	0.00	0.00	11.00	0.00	10.00
MINIBUS FARE MAX.WITH IN CITY	TICKET	22.50	22.25	0.00	0.00	24.00	0.00	20.00
SUZUKI FARE MIN.WITH IN CITY	TICKET	11.00	11.00	10.00	0.00	12.00	0.00	10.00
SUZUKI FARE MAXIMUM W.IN CITY	TICKET	17.00	17.00	10.00	10.00	22.00	0.00	20.00
AIR FARE ECONOMY CLASS.	P/KM.	19.26	19.26	19.26	19.26	19.26	0.00	19.26
POSTAL ENVELOPE DOMESTIC	EACH	8.00	8.00	8.00	8.00	8.00	8.00	8.00
ENVELOPE FOR SAUDI ARABIA	EACH	50.00	50.00	50.00	50.00	50.00	50.00	50.00
POSTAL REGISTRATION CHARGES	EACH	38.00	38.00	38.00	38.00	38.00	38.00	38.00
U.M.S. REG CHARGES MIN.	EACH	58.00	58.00	58.00	58.00	60.00	59.00	59.00
T.C.S. CH. MIN.WITH IN ZONE	EACH	180.00	180.00	180.00	180.00	160.00	180.00	150.00
TELEPHONE CHARGES LOCAL CALL	P/CALL	3.94	3.94	3.94	3.94	3.94	3.94	3.94
TEL CHARGES OUT SIDE CITY	P/CALL	3.94	3.94	3.94	3.94	3.94	3.94	3.94
INTERNET CHARGES	P/HOUR	32.50	32.50	30.00	50.00	20.00	12.00	50.00
MOBILE CELL CHARGES	P/UNIT	3.00	3.00	3.00	3.00	2.50	3.00	3.00
FAX CHARGES (LOCAL)	P/PAGE	17.50	20.00	17.50	17.50	10.00	20.00	30.00
TELEPHONE SET AV. QLTY	EACH	625.00	725.00	550.00	825.00	775.00	675.00	600.00
MOBILE SET NOKIA/SONY/ERICSON/SAMSUNG WITHOUT CAMERA	EACH	2641.67	2656.25	2650.00	3150.00	2700.00	2650.00	2800.00
T.V. 20" COLORED WEGA H-A21.	EACH	18108.33	18200.00	18100.00	18100.00	20500.00	16900.00	15000.00
T.V 20" COLOR CHINA/KORIA)	EACH	14250.00	14250.00	14250.00	14250.00	6500.00	13500.00	7000.00
V.C.P. PANASONIC/LG/NAT	EACH	0.00	0.00	5550.00	0.00	4200.00	0.00	0.00
DVD/VCD PLAYER PANASONIC/LG	EACH	3750.00	3750.00	3550.00	3750.00	6557.14	4500.00	3000.00
RADIO WITH C.PLAYER NATIONAL	EACH	2150.00	2150.00	2150.00	2050.00	1821.43	1800.00	2250.00
PERSONNEL COMPUTER (BRANDED)	EACH	69250.00	69250.00	69250.00	69500.00	53000.00	50000.00	37400.00
VID. CASSETTE BLK. TDK/SONY	EACH	144.17	145.00	135.00	175.00	122.14	155.00	0.00
COM. C.D. (TDK/IMATION)	EACH	56.67	59.38	75.00	75.00	36.79	50.00	35.00
TAPE RECORDER CASSETTE BLANK	EACH	42.50	47.50	42.50	47.50	40.00	65.00	35.00
VIDEO GAME SEGA 16 BYTE	EACH	1150.00	1150.00	1175.00	1050.00	1200.00	1450.00	1050.00
CINEMA A/C. HIGH CLASS	TICKET	150.00	0.00	0.00	0.00	275.00	0.00	80.00
CINEMA NON-A/C HIGH CLASS	TICKET	80.00	0.00	0.00	0.00	150.00	50.00	60.00
CABLE CHARGES	PER MONT	325.00	325.00	275.00	300.00	303.57	200.00	300.00
TV.LICENCE FEE DOMESTIC	YEARLY	420.00	420.00	420.00	420.00	420.00	420.00	420.00
ENGLISH BOOK CLASS V1	EACH	73.00	73.00	73.00	73.00	73.00	73.00	73.00
ENGLISH BOOK CLASS IX OR X	EACH	130.00	130.00	130.00	130.00	130.00	130.00	130.00
ENG. BOOK IST.YR COMPLETE SET	EACH	84.00	84.00	84.00	84.00	84.00	84.00	84.00
ENGLISH BOOK BA/B.SC	EACH	178.00	178.00	178.00	178.00	178.00	178.00	178.00
URDU BOOK CLASS V (T.B.BORD)	EACH	55.00	55.00	55.00	55.00	55.00	55.00	55.00
URDU BOOK CLASS IX/X(T.B.B)	EACH	131.00	131.00	131.00	131.00	131.00	131.00	131.00
URDU BOOK IST.YEAR/INTER	EACH	53.00	53.00	53.00	53.00	53.00	53.00	53.00
URDU BOOK BA/B.SC	EACH	140.00	140.00	140.00	140.00	140.00	140.00	140.00
MATHS BOOK CALSS V (T.B.B)	EACH	78.00	78.00	78.00	78.00	78.00	78.00	78.00
MATHS BOOK CLASS IX OR X	EACH	266.00	266.00	266.00	266.00	266.00	266.00	266.00
MATHS BOOK IST.YEAR (T.B.B)	EACH	156.00	156.00	150.00	156.00	156.00	156.00	156.00
PAKISTAN STUDIES BOOK BA/B.SC	EACH	125.00	125.00	125.00	125.00	125.00	125.00	125.00
DAILY "DAWN"	P/COPY	20.00	20.00	20.00	20.00	20.00	20.00	20.00
DAILY "JANG"	P/COPY	13.00	13.00	13.00	13.00	13.00	13.00	13.00
DAILY "NAWA-E-WAQT"	P/COPY	13.00	13.00	13.00	13.00	13.00	13.00	13.00
WEEKLY "AKHBAR-E-JAHAN"	P/COPY	60.00	60.00	60.00	60.00	55.00	60.00	60.00
WEEKLY "MAG"	P/COPY	50.00	50.00	50.00	50.00	50.00	50.00	45.00
MONTHLY "NAUNEHAL DIGEST"	P/COPY	35.00	35.00	35.00	35.00	40.00	35.00	35.00
PAPER FOOLSCAPE (27"x17")	QUIRE	57.50	57.50	57.50	55.00	25.00	25.00	30.00
EXERCISE.BOOK LINED 80/100 PGS	EACH	67.08	75.63	62.50	57.50	30.00	35.00	36.00
PENCILGOLDFISH/DEER	EACH	10.00	10.00	8.00	10.00	8.00	6.00	7.00
PEN INK DOLLOR 57 ML BOTTLE	EACH	25.00	25.00	25.00	25.00	23.75	20.00	20.00

Contd.

7.11 Intercity Consumer Prices October, 2017

Description	Unit	Rawalpindi	Islamabad	Attock	Jehlum	Lahore	Sahiwal	Gujranwala
PHOTOSTATE PAPER 70 GM	PRT	395.00	395.00	375.00	365.00	350.00	330.00	380.00
BALL PEN (local)	EACH	10.00	10.00	10.00	10.00	8.00	8.00	5.00
FOUNTAIN PEN HERO/WINGS/CHINA	EACH	55.00	53.13	55.00	60.00	60.00	50.00	40.00
PRIVATE SCHOOL FEE ENGLISH MEDIUM AVERAGE STANDARD (CLASS I)	P/MONTH	3726.25	3712.50	1287.50	2195.00	2520.00	2612.50	1650.00
PRIVATE SCHOOL FEE ENGLISH MEDIUM AVERAGE STANDARD (CLASS V)	P/MONTH	3726.25	3775.00	1325.00	2195.00	2648.57	2640.00	1800.00
PRIVATE SCHOOL FEE ENGLISH MEDIUM AVERAGE STANDARD (CLASS VI)	P/MONTH	3759.58	4012.50	1450.00	2240.00	2662.86	2665.00	2000.00
PRIVATE SCHOOL FEE ENGLISH MEDIUM AVERAGE STANDARD (CLASS X)	P/MONTH	4085.42	4181.25	1875.00	2410.00	3337.86	2855.00	2500.00
PRIVATE MEDICLE COLLEGE FEE MBBS (1ST YEAR)	P/MONTH	64153.71	64921.00	64921.00	0.00	59264.00	0.00	0.00
PRIVATE ENGINEERING COLLEGE FEE (ISTR YEAR)	P/MONTH	17099.50	17099.50	17099.50	0.00	19500.00	0.00	0.00
GOVT. COLLEGE FEE 1ST. YEAR	MONTH	50.00	195.00	50.00	50.00	50.00	50.00	50.00
GOVT. COLLEGE FEE 4TH. YEAR	MONTH	60.00	225.00	60.00	60.00	70.00	60.00	60.00
GOVT. UNIVERSITY FEE MSC.	MONTH	77.50	1000.00	80.00	80.00	150.00	500.00	80.00
GOVT. MED. COLLEGE FEE MBBS	MONTH	1250.00	1250.00	1250.00	0.00	1531.00	1250.00	0.00
GOVT. ENGG. COLL. FEE I YEAR	MONTH	4333.00	4333.00	4333.00	0.00	5000.00	0.00	0.00
COACHING FEE FOR CLASS IX/X	P/MONTH	2750.00	2987.50	1550.00	950.00	2000.00	1400.00	600.00
COACHING CHARGES FOR CLASS 1ST YEAR/INTER (SCIENCE)	P/MONTH	3250.00	3450.00	2200.00	3500.00	3000.00	2300.00	1200.00
COACHING CHARGES FOR CLASS 1ST YEAR/INTER (COMMERCE)	P/MONTH	2691.67	3062.50	1900.00	3500.00	3000.00	1300.00	1200.00
I.T. TUITION FEES	P/MONTH	2200.00	2200.00	1500.00	3806.25	6066.80	1300.00	4500.00
MBA TUITION FEES	P/MONTH	14925.42	14925.50	7667.00	4500.00	19000.00	0.00	7000.00
BREAD TANDOORI ST. SIZE	EACH	7.50	7.50	6.50	6.00	6.00	5.50	6.00
COOKED MUTTON (AV. HOTEL)	PLATE	246.67	232.50	270.00	245.00	200.71	0.00	120.00
COOKED BEEF (AV. HOTEL)	PLATE	105.83	107.50	95.00	140.00	102.86	100.00	100.00
COOKED DAL (AV. HOTEL)	PLATE	75.83	78.75	72.50	55.00	67.32	50.00	40.00
CHICKEN BIRYANI FULL/DOUBLE	PLATE	132.50	135.00	185.00	110.00	131.96	150.00	130.00
TEA PREPARED (ORDINARY)	CUP	22.50	22.50	27.50	20.00	19.21	20.00	20.00
HAIRCUT CHARGES FOR MEN	P/CUT	92.50	127.50	90.00	60.00	115.71	100.00	60.00
BEAUTY PORL HAIR STYL CHARGE	P/STY.	391.67	475.00	375.00	475.00	450.00	250.00	350.00
SHAVING CHARGES	PER SHV	59.17	76.25	55.00	45.00	55.71	40.00	40.00
LIPSTICK S.MISS/MEDORA	EACH	130.00	127.50	120.00	120.00	120.00	110.00	120.00
NAIL POLISH S.MISS/MEDORA	EACH	115.00	115.00	105.00	115.00	115.00	95.00	60.00
PERFUME MED.SIZE MEDORA/BROACH	EACH	200.00	200.00	200.00	200.00	200.00	170.00	120.00
HAIR-OIL AMLA/CHAMBELI	BOTTLE	115.00	115.00	120.00	120.00	130.00	130.00	120.00
TOILET SOAP LUX 95 GRAMS	EACH	36.00	36.00	36.00	36.00	38.00	38.00	44.78
TOILET SOAP LIFEBOUY 140 GRM	EACH	42.00	42.00	40.00	42.00	51.13	51.13	51.13
TOILET SOAP SAFEGUARD BATH SIZE	EACH	60.00	60.00	60.00	60.00	50.00	50.00	50.00
TOOTHPASTE MACKLINES 70 GRM	EACH	50.00	50.00	50.00	50.00	50.00	50.00	50.00
TOOTHPAST MED SIZE CLGATE 70 GMS	EACH	75.00	75.00	75.00	75.00	65.33	68.00	63.47
TOOTHBRUSH SHEILD A/PLAUQUE	EACH	45.00	45.00	30.00	45.00	35.00	60.00	50.00
TOOTHPOWDER DENTONIC 90 GRM	EACH	35.00	35.00	35.00	40.00	35.00	28.00	40.00
HAIR-COLOUR BEGIN (6 GMS)	EACH	110.00	110.00	110.00	110.00	110.00	105.00	110.00
HAIR COLOUR (KALAKOLA)	BOTTLE	130.00	130.00	130.00	130.00	140.00	130.00	140.00
FACECREAM PONDS (MEDIUM)	EACH	120.00	120.00	120.00	120.00	120.00	120.00	120.00
TALC POWDER VICE ROAY,B.CAT	EACH	155.00	155.00	165.00	155.00	155.00	150.00	155.00
BLADE TREET ORDINARY 10'S	PKT.	40.00	40.00	40.00	35.00	35.00	30.00	40.00
BLADE 7-O-CLOCK STAIN. 5'S	PKT.	35.00	35.00	35.00	35.00	35.00	35.00	35.00
SHAMPOO SUNSILK/PAINTIN 100 ML	BOTTLE	110.00	110.00	110.00	110.00	100.00	99.00	110.00
BEAUTY CREAM (FAIR & LOVELY)	EACH	75.00	75.00	75.00	75.00	115.00	200.00	200.00
HAIR REMOVING CREAM (EU-CREAM)	TUBE	70.00	70.00	70.00	70.00	65.00	65.00	70.00
GEL MEDIUM SIZE	BOTTLE	129.17	135.00	125.00	152.50	75.00	120.00	65.00
DISPOSABLE RAZOR GILLET-II	EACH	45.00	45.00	45.00	45.00	45.00	45.00	45.00
SHAVING CREAM TOUCH-ME/ADM.	EACH	70.00	70.00	70.00	70.00	70.00	65.00	70.00
GOLD TEZABI 24 CT	10 GM.	44800.00	44800.00	44820.00	44410.00	44800.00	65.00	44795.00
SILVER TEZABI 24 CT	10 GM.	665.00	665.00	645.00	665.00	660.00	972.50	668.00
ARTIFICIAL JEWELLARY SET	SET	1283.33	1325.00	850.00	825.00	1289.29	893.75	800.00
WRIST WATCH GENTS CITIZEN (ORIGINAL) ***	EACH	7100.00	7250.00	7100.00	6250.00	8267.86	4100.00	2500.00
WRIST WATCH LADIES CITIZEN (ORIGINAL) ***	EACH	7100.00	7250.00	7100.00	6250.00	9267.86	4100.00	2500.00
WALL CLOCK QUARTZ AV.QLTY	EACH	520.83	550.00	625.00	310.00	957.14	625.00	500.00
SUITCASE REXIN (24"x16"x6")	EACH	2495.83	2437.50	2300.00	1150.00	1178.57	1125.00	800.00
TRUNK MEDIUM SIZE ***	EACH	2350.00	2337.50	2250.00	2050.00	2303.57	2000.00	1500.00
PURSE LADIES (LEATHER) AVERAGE QUALITY	EACH	633.33	712.50	525.00	437.50	1400.00	900.00	750.00

7.11 Intercity Consumer Prices October, 2017

Description	Unit	Wazirabad	Sialkot	Faisalabad	Jhang	Multan	Muzaffargarh	D.G. Khan
WHEAT	10 KG.	327.50	325.00	312.00	300.00	307.50	335.00	325.00
WHEAT FLOUR FINE/SUPERIOR.	KG.	40.00	45.00	45.00	38.00	38.00	36.00	38.00
WHEAT FLOUR AVG. QLTY	KG.	36.00	30.23	41.00	38.00	35.50	33.50	35.00
WHEAT FLOUR BAG	10 KG.	350.00	360.00	380.00	345.00	355.00	335.00	350.00
MAIDA	KG.	50.00	50.00	50.00	45.00	45.50	45.00	48.00
SUJI	KG.	50.00	60.00	50.00	48.00	49.00	49.00	48.00
BESAN AV. QLTY.	KG.	110.00	110.00	120.00	120.00	123.33	127.50	120.00
RICE BASMATI SUP. QLTY.	KG.	110.00	100.00	137.50	120.00	127.50	125.00	120.00
RICE BASMATI 385/386	KG.	55.00	70.00	80.00	80.00	80.00	77.50	80.00
RICE BASMATI BROKEN AV.QLTY	KG.	50.00	55.00	85.00	75.00	82.50	77.50	70.00
RICE IRRI-6 (SINDH/PUNJAB)	KG.	52.50	47.50	62.50	45.00	40.00	41.00	40.00
VERMICELLI	KG.	90.00	80.00	85.00	75.00	80.00	77.50	80.00
BREAD PLAIN MEDIUM SIZE	EACH	40.00	40.00	40.00	40.00	45.00	45.00	50.00
RUSK (PAPAY)	KG.	160.00	140.00	200.00	180.00	220.00	200.00	200.00
BISCUITS-PACKED	PKT	35.00	35.00	35.00	35.00	40.00	40.00	40.00
BISCUIT-BAKERY (LOOSE)	250 GM	100.00	100.00	75.00	70.00	90.00	70.00	80.00
CORNFLAKS FAUJI 225 GM.	PKT	216.00	176.00	200.00	200.00	175.50	175.50	189.00
SAMOSA (VEGATABLE)	EACH	15.00	15.00	22.50	20.00	14.67	13.50	10.00
PASTRY AV.QLTY.	EACH	30.00	30.00	23.75	35.00	37.50	22.50	30.00
PATTIES (VEGATABLES)	EACH	20.00	25.00	22.50	25.00	29.17	25.00	20.00
NIMCO	250 GM	50.00	50.00	70.00	100.00	72.50	70.00	70.00
CHIPS	250 GM	60.00	65.00	66.25	100.00	83.33	82.50	65.00
BEEF WITH BONE AV.QLTY.	KG	300.00	300.00	350.00	350.00	350.00	320.00	350.00
MUTTON AV.QLTY.	KG	650.00	650.00	700.00	750.00	750.00	600.00	750.00
CHICKEN FARM BROILER (LIVE)	KG	108.00	118.00	110.00	105.00	117.50	115.00	110.00
FISH-RAHU MEDIUM SIZE	KG	290.00	250.00	300.00	330.00	275.00	280.00	260.00
MILK FRESH (UNBOILED)	LTR.	80.00	80.00	80.00	70.00	80.83	70.00	70.00
CURD	KG.	90.00	90.00	95.00	80.00	92.50	87.50	100.00
MILK TETRA PACK 1/2 LTR.	PKT.	60.00	60.00	60.00	60.00	70.00	70.00	60.00
LACTOGEN 400 GRAMS	PKT.	450.00	435.00	440.00	430.00	440.00	440.00	440.00
POWDER MILK NIDO 400GM.	PKT	379.48	379.49	389.74	370.00	379.49	379.49	370.00
MILK POWDER LOOSE/PACKED	KG.	360.00	460.00	525.00	380.00	391.67	400.00	640.00
BUTTER LOCAL PACKED	50 GM.	35.00	25.00	35.00	28.00	27.00	27.00	30.00
EGGS FARM	DOZ	102.00	105.00	108.00	100.00	100.00	100.00	100.00
MUSTARD OIL AV.QLTY.	KG.	170.00	160.00	200.00	160.00	181.67	180.00	170.00
COOKING OIL (DALDA)	2.5LTR	475.00	467.00	467.50	470.00	475.00	485.00	475.00
COOKING OIL (PAKWAN) OTHER BRAND SPECIFY	2.5 LTR	420.00	420.00	435.00	441.70	383.00	375.00	468.00
VEGETABLE GHEE TIN	2.5KG.	470.00	452.00	467.50	460.00	470.00	470.00	470.00
VEGETABLE GHEE (LOOSE)	KG.	140.00	140.00	134.00	175.00	150.00	150.00	150.00
DATES AV.QLTY.	KG.	180.00	180.00	140.00	150.00	171.67	170.00	140.00
PISTACHIO AV.QLTY.	50 GM.	120.00	135.00	100.00	120.00	105.00	122.50	100.00
ALMONDS WHOLE AV.QLTY.	KG.	525.00	600.00	640.00	500.00	580.00	625.00	500.00
COCONUT DRY AV.QLTY.	KG.	380.00	250.00	280.00	320.00	350.00	355.00	320.00
RAISINS AV.QLTY.	50 GM.	20.00	20.00	25.00	15.00	19.00	19.00	15.00
GROUNDNUTS (WITH SHELL)	KG.	200.00	200.00	200.00	160.00	190.00	190.00	180.00
MALTA/MOSAMBI	DOZ	120.00	180.00	155.00	120.00	113.33	115.00	100.00
KINNU	DOZ	0.00	0.00	0.00	0.00	0.00	0.00	0.00
APPLE	KG	110.00	100.00	110.00	120.00	148.33	155.00	110.00
ALOO BUKHARA	KG	0.00	0.00	0.00	0.00	0.00	0.00	0.00
POMEGRANATE (ANNAR)	KG	150.00	150.00	135.00	200.00	153.33	155.00	150.00
GRAPES	KG	120.00	150.00	155.00	150.00	210.00	210.00	220.00
BANANAS	DOZ	60.00	60.00	45.00	60.00	75.83	72.50	60.00
MANGO KALMI	KG	0.00	0.00	0.00	0.00	0.00	0.00	0.00
GUAVA	KG	60.00	80.00	60.00	120.00	106.00	85.00	80.00
WATERMELON (TURBOOZ)	KG	0.00	0.00	0.00	0.00	0.00	0.00	0.00
MUSKMELON (KHARBOOZA)	KG	0.00	0.00	0.00	0.00	0.00	0.00	0.00
SWEETMELON (GARMA)	KG	70.00	60.00	80.00	60.00	85.00	65.00	60.00
PULSE MASOOR (WHOLE)	KG.	120.00	140.00	160.00	90.00	90.83	82.50	100.00
PULSE MASOOR (WASHED)	KG.	140.00	160.00	132.50	100.00	103.33	112.50	100.00
PULSE MOONG (WASHED)	KG.	100.00	140.00	112.50	100.00	105.00	112.50	110.00
PULSE MASH (WASHED)	KG.	185.00	180.00	180.00	120.00	158.33	160.00	180.00

Contd.

7.11 Intercity Consumer Prices October, 2017

Description	Unit	Wazirabad	Sialkot	Faisalabad	Jhang	Multan	Muzaffargarh	D.G. Khan
PULSE GRAM	KG.	110.00	120.00	117.50	110.00	122.50	120.00	120.00
GRAM WHOLE BLACK AV.QLTY.	KG.	105.00	110.00	115.00	100.00	115.83	117.50	110.00
GRAM WHOLE YELLOW AV.QLTY	KG.	160.00	210.00	172.50	160.00	195.00	195.00	180.00
BEANS (LAL LOBIA)	KG.	140.00	200.00	160.00	150.00	161.67	155.00	160.00
POTATOES	KG	60.00	60.00	45.00	60.00	40.00	40.00	40.00
ONION	KG	90.00	80.00	75.00	80.00	80.00	85.00	90.00
TURNIP	KG	50.00	60.00	67.50	60.00	60.00	55.00	50.00
RADISH	KG	30.00	50.00	17.50	15.00	41.50	45.00	50.00
TOMATOES	KG	100.00	100.00	85.00	100.00	116.67	105.00	100.00
CABBAGE	KG	0.00	0.00	0.00	0.00	0.00	0.00	0.00
CAULIFLOWER	KG	50.00	50.00	35.00	60.00	55.00	45.00	50.00
BRINJAL	KG	40.00	50.00	25.00	40.00	40.83	35.00	40.00
PUMPKIN	KG	0.00	0.00	0.00	0.00	0.00	0.00	0.00
BOTTLEGOURD	KG	50.00	60.00	55.00	60.00	55.00	45.00	40.00
LADY FINGER	KG	50.00	70.00	65.00	60.00	65.83	65.00	60.00
PEAS	KG	0.00	0.00	0.00	0.00	0.00	0.00	0.00
SPINACH	KG	30.00	35.00	16.25	20.00	22.50	22.50	20.00
TINDA	KG	140.00	120.00	90.00	60.00	113.33	85.00	50.00
TURAI	KG	40.00	80.00	82.50	60.00	73.33	45.00	50.00
KARAILA	KG	100.00	120.00	90.00	80.00	85.00	80.00	80.00
ARVI	KG	60.00	50.00	45.00	30.00	41.67	40.00	45.00
CHILLIES GREEN	KG	80.00	120.00	90.00	80.00	68.33	80.00	80.00
CARROT	KG	0.00	0.00	0.00	0.00	0.00	0.00	0.00
COCUMBER (KHEERA)	KG	70.00	50.00	35.00	50.00	75.00	75.00	50.00
LEMON	250GM	40.00	40.00	35.00	30.00	33.33	37.50	50.00
SUGAR REFINED	KG.	55.00	55.00	54.25	53.00	52.00	52.00	55.00
GUR AV.QLTY	KG.	90.00	80.00	75.00	70.00	80.00	72.50	75.00
HONEY LANGANESE 500 GM.	BOTTLE	840.00	692.00	910.00	1100.00	930.00	930.00	950.00
MILO 200 GM.	BOTTLE	166.67	222.00	260.00	187.00	200.00	200.00	300.00
CUSTARD POWDER RAFHAN 300 GM.	PKT	80.00	80.00	80.00	80.00	80.00	80.00	80.00
TOFFEE (HILAL)	EACH	1.00	1.00	2.00	2.00	1.00	1.00	1.00
CHOWKELATE CANDY (SMALL SIZE)	EACH	5.00	5.00	5.00	5.00	5.00	5.00	5.00
SWEETMEAT (MIXED)	KG	300.00	260.00	300.00	280.00	291.67	290.00	280.00
ICE CREAM WALLS	CUP.	40.00	40.00	42.50	45.00	45.00	45.00	45.00
ICE	KG	10.00	10.00	20.00	3.00	5.00	4.50	6.00
JAM AHMED/MITCHELLES	BOTTLE	125.00	125.00	140.00	130.00	130.00	130.00	140.00
SQUASH-MITCHELLES	BOTTLE	160.00	135.00	150.00	160.00	165.00	165.00	160.00
ROOH AFZA	BOTTLE	170.00	160.00	170.00	170.00	170.00	170.00	170.00
JAM-E-SHIREEN	BOTTLE	180.00	170.00	180.00	180.00	180.00	180.00	180.00
SAUNF	50 GM	20.00	20.00	20.00	16.00	15.83	19.00	12.00
CINAMON LOOSE AV. QLTY	50 GM.	25.00	20.00	30.00	25.00	24.00	27.50	20.00
CUMINSEED WHITE NATIONAL	50 GM.	52.00	54.00	70.00	70.00	52.00	52.00	54.00
PEPPER BLACK NATIONAL	50 GM.	110.00	96.00	110.00	96.00	110.00	110.00	100.00
CLOVES LOOSE AV.QLTY	50 GM.	100.00	90.00	120.00	70.00	90.83	82.50	70.00
CARDAMOM LARGE LOOSE AV.QLTY	50 GM.	110.00	130.00	200.00	100.00	123.33	125.00	90.00
CARDAMOM SMALL AV.QLTY	50 GM.	100.00	110.00	150.00	120.00	105.00	115.00	100.00
SALT-POWDERED (LAHORI) LOOSE	KG.	10.00	10.00	10.00	10.00	10.00	10.00	10.00
SALT POWDERED (NATIONAL/SHAN)	PKT	25.00	25.00	25.00	25.00	25.00	25.00	25.00
CHILLIES POWD.NATIONAL 200GM	PKT	105.00	105.00	120.00	105.00	120.00	120.00	120.00
CHILLIES POWDER LOOS	KG.	220.00	240.00	250.00	240.00	228.33	235.00	200.00
CORRIANDER SEED POWD.NATIONAL	PKT	105.00	110.00	104.00	96.00	104.00	104.00	0.00
CORRIANDER SEED (LOOSE)	KG.	140.00	300.00	280.00	220.00	230.00	250.00	200.00
TURMERIC POWD.NATIONAL 50GM	PKT.	35.00	35.00	35.00	35.00	35.00	35.00	35.00
CURRY POWD. NATIONAL 200 GM	PKT.	87.00	87.00	87.00	87.00	87.00	87.00	0.00
TOMATO KETCHUP AHMED/MITCHL	BOTTLE	100.00	85.00	100.00	90.00	95.00	95.00	85.00
PICKLES AHMED/MITCHELLES	BOTTLE	100.00	100.00	120.00	115.00	116.67	120.00	115.00
VINEGAR SYNTHETIC (SIRKA)	BOTTLE	70.00	80.00	80.00	85.00	82.00	85.00	80.00
GARLIC	KG	150.00	150.00	110.00	150.00	155.00	155.00	150.00
GINGER	KG	160.00	240.00	170.00	160.00	181.67	175.00	190.00
TAPAL DANEDAR TEA 200GM PACKET	PKT	178.94	178.94	178.94	178.94	178.95	178.95	178.94
TEA LIPTON YELLOW LABEL 200GM.	PKT.	178.94	178.95	178.95	178.94	178.95	178.95	178.94

Contd.

7.11 Intercity Consumer Prices October, 2017

Description	Unit	Wazirabad	Sialkot	Faisalabad	Jhang	Multan	Muzaffargarh	D.G. Khan
TEA LOOSE KENYA AV.QLTY 250GM.	PKT.	160.00	110.00	175.00	180.00	125.83	140.00	110.00
COFFEE-NESCAFE 75 GM. **	BOTTLE	350.00	350.00	370.00	330.00	350.00	350.00	350.00
COLD DRINK (STANDARD SIZ)	BOTTLE	25.00	25.00	25.00	25.00	20.00	20.00	25.00
FRUIT JUICE TETRA PACK	PKT.	20.00	15.00	20.00	20.00	20.00	20.00	15.00
MINERAL WATER NESTLE 1.5 LTR	BOTTLE	45.00	50.00	50.00	50.00	50.00	50.00	50.00
CIGARETTES K-2 10'S **	PKT	50.00	50.00	50.00	60.00	50.00	50.00	65.00
CIGARETTES CAPSTAN 10'S **	PKT	50.00	50.00	50.00	50.00	50.00	50.00	48.00
CIGARETTES GOLD LEAF 20'S	PKT	140.00	140.00	140.00	140.00	130.00	130.00	135.00
CIGARETTES MORVEN GOLD 20'S	PKT	50.00	50.00	50.00	50.00	55.67	50.00	48.00
BETEL LEAVES	50GM.	70.00	70.00	60.00	70.00	50.83	50.00	80.00
BETEL NUTS	KG.	400.00	450.00	380.00	460.00	375.00	365.00	440.00
LONG CLOTH 57" GUL AHMED/AL-KARAM	METER	170.00	135.00	237.50	375.00	250.00	250.00	325.00
SHIRTING AV.QLTY.	METER	150.00	175.00	127.50	425.00	210.00	210.00	225.00
PANT CLOTH W & WEAR AV.QLTY	METER	312.50	300.00	531.25	600.00	365.00	345.00	350.00
LAWN PRINTED GUL AHMED/AL-KARAM	METER	197.50	177.50	240.00	425.00	380.00	360.00	362.50
GEORGETTE AV.QLTY	METER	150.00	130.00	160.00	425.00	108.00	125.00	125.00
LINEN AV.QLTY ***	METER	100.00	140.00	145.00	275.00	250.00	225.00	137.50
HEAVY WT SUITING LAWERNCPUR AVG QLTY	METER	1050.00	900.00	1450.00	2200.00	1200.00	1200.00	1900.00
HEAVY WT SUITING LAWERNCPUR SUP QLTY	METER	2350.00	1200.00	1550.00	2400.00	2400.00	1950.00	1950.00
TROPICAL SUITING LAW.PUR	METER	925.00	800.00	1200.00	2200.00	1200.00	1200.00	1200.00
PANT BOY 24"/26" LENGTH.	EACH	700.00	400.00	600.00	650.00	385.00	390.00	550.00
SHIRT BOY 24"/26" LENGTH	EACH	425.00	350.00	400.00	550.00	335.00	290.00	500.00
SCHOOL UNI. PANT,SHIRT BOYS	SUIT	1000.00	675.00	700.00	800.00	610.00	565.00	650.00
SCHOOL UNI. KAMEEZ,SHAL.BOYS	SUIT	1000.00	675.00	700.00	900.00	538.33	725.00	750.00
SCHOOL UNI. KAMEEZ,SHAL.GIRL	SUIT	900.00	675.00	800.00	900.00	532.50	675.00	850.00
FROCK W/WEAR GIRLS	EACH	875.00	700.00	775.00	2000.00	1583.33	1900.00	1100.00
AWAMI-SUIT W & W(BOY) 24"/26	SUIT	1050.00	1450.00	600.00	1500.00	815.00	875.00	1100.00
AWAMI-SUIT W&W (GENTS)AV.QLTY	SUIT	1050.00	1250.00	837.50	1800.00	1045.00	1425.00	1600.00
PULLOVER GENTS OXFORD/BON.	EACH	3050.00	3300.00	3100.00	3480.00	3250.00	3480.00	2700.00
PULLOVER LADIES OXFORD/BON.	EACH	2850.00	3300.00	3000.00	2650.00	2990.00	2880.00	2600.00
PULLOVER (GENTS) OTHERS A.QTY	EACH	600.00	700.00	800.00	900.00	1012.50	1050.00	750.00
SECOND-HAND COAT FOR MEN	EACH	500.00	500.00	450.00	650.00	425.00	225.00	200.00
SECONDHAND SWEETER FOR MEN DUP QLTY	EACH	525.00	350.00	325.00	250.00	237.50	135.00	50.00
SECONDHAND WINTER JACKET	EACH	600.00	400.00	500.00	650.00	315.00	275.00	150.00
UNDERWEAR AV.QLTY MEDIUM SIZE	EACH	150.00	100.00	75.00	170.00	165.00	165.00	130.00
VEST FOR MEN AV.QLTY.	EACH	105.00	100.00	110.00	190.00	151.67	155.00	110.00
VEST/SHAMEEZ (WOMEN) AVG. QLTY	EACH	130.00	125.00	150.00	400.00	158.00	145.00	155.00
SOCKS NYLON (PAKISTANI)	PAIR	90.00	65.00	65.00	130.00	96.67	95.00	90.00
BRASSIER AV.QLTY.	EACH	127.50	200.00	275.00	500.00	149.17	110.00	135.00
BRASSIER SUP QLTY	EACH	300.00	475.00	425.00	900.00	336.67	235.00	350.00
DOPATTA GEORGETTE AV.QLTY.	EACH	235.00	300.00	231.25	450.00	226.67	275.00	325.00
DOPATTA COTTON AV GLTY	EACH	180.00	250.00	171.25	250.00	210.00	250.00	275.00
CHADDAR (W/WEAR) (2x2.5 MTR)	EACH	312.50	400.00	450.00	550.00	375.00	475.00	450.00
LUNGI/DHOTI(COTTON) AVG. QLTY	EACH	250.00	350.00	300.00	350.00	245.00	290.00	375.00
HANDKERCHIEF AVG. QLTY PAK	EACH	50.00	35.00	40.00	40.00	42.50	55.00	50.00
HANDKERCHIEF SUP. QLTY PAK	EACH	70.00	50.00	55.00	60.00	55.83	72.50	72.50
GLOVES AV QLTY	PAIR	100.00	200.00	90.00	120.00	105.00	110.00	160.00
AZARBAND COTTON AVG. QLTY	EACH	25.00	10.00	15.00	15.00	13.00	13.50	20.00
SEWING THREAD/REEL(ASLI PARI)	EACH	6.00	5.00	5.50	7.00	7.00	10.00	6.00
WASHING CHARGES PAINT & SHIRT	SUIT	150.00	150.00	75.00	120.00	131.00	140.00	80.00
DRY CLEANING SUIT COAT PANT	SUIT	450.00	400.00	375.00	400.00	365.00	375.00	300.00
WASHING CH. (KAMIZ-SHALWAR)	PAIR	120.00	100.00	65.00	90.00	91.00	100.00	70.00
TAILORING SHIRT	EACH	375.00	300.00	400.00	400.00	420.00	350.00	325.00
TAILORING CHARGES PANT (MEN)	EACH	600.00	625.00	600.00	650.00	545.00	475.00	800.00
TAILORING COAT-PANT SUIT	SUIT	3200.00	3250.00	4000.00	4500.00	4016.67	3450.00	3750.00
TAILORING AWAMI-SUIT (MALE)	SUIT	600.00	500.00	650.00	600.00	725.00	500.00	600.00
TAILORING SUIT FEMALE	SUIT	500.00	500.00	475.00	600.00	460.00	350.00	500.00
GENTS SHOES PAUL BATA	PAIR	1199.00	1199.00	1199.00	1199.00	1199.00	1199.00	1199.00
GENTS SANDAL BATA	PAIR	699.00	699.00	699.00	699.00	699.00	699.00	699.00
GENTS SPOUNG CHAPPAL BATA	PAIR	199.00	199.00	199.00	199.00	199.00	199.00	199.00
LADIES SANDAL BATA	PAIR	499.00	499.00	499.00	499.00	499.00	499.00	499.00

Contd.

7.11 Intercity Consumer Prices October, 2017

Description	Unit	Wazirabad	Sialkot	Faisalabad	Jhang	Multan	Muzaffargarh	D.G. Khan
LADIES SPOUNG CHAPPAL BATA	PAIR	179.00	179.00	179.00	179.00	179.00	179.00	179.00
CHILD SHOE POWER LITE BATA	PAIR	599.00	599.00	599.00	599.00	599.00	599.00	599.00
GENTS SHOE, ART 1109 SERVICE	PAIR	999.00	999.00	999.00	999.00	999.00	999.00	999.00
NYLON JOGGER 27 SIZE 2-5 ***	PAIR	1299.00	1299.00	1299.00	1299.00	1299.00	1299.00	0.00
CHINA FOOT WEAR AV. QLTY (MALE) *	PAIR	700.00	475.00	525.00	1000.00	516.67	525.00	450.00
CHINA FOOT WEAR AV. QLTY (FEMALE) *	PAIR	550.00	325.00	325.00	900.00	325.00	325.00	325.00
CHINA FOOT WEAR AV. QLTY (CHILDREN) *	PAIR	500.00	325.00	275.00	500.00	275.00	225.00	275.00
SHOE REPAIR HALF SOLE	PAIR	150.00	60.00	150.00	125.00	126.67	72.50	75.00
SHOES POLISH CHARGES AVERAGE SHOP	PAIR	15.00	10.00	20.00	30.00	18.33	17.50	20.00
HOUSE RENT (combined)	MONTH	3447.66	7164.96	7298.15	4704.48	7233.85	5196.19	4484.09
rent 2	pm	3447.66	7164.96	7298.15	4704.48	7233.85	5196.19	4484.09
RENT3	PM	3447.66	7164.96	7298.15	4704.48	7233.85	5196.19	4484.09
RENT4	PM	3447.66	7164.96	7298.15	4704.48	7233.85	5196.19	4484.09
RENT5	PM	3447.66	7164.96	7298.15	4704.48	7233.85	5196.19	4484.09
RENT6	PM	3447.66	7164.96	7298.15	4704.48	7233.85	5196.19	4484.09
SYNTHETIC ENEMAL ROBIALAC BALTI 3.64 LTR.	EACH	1700.00	2093.00	1840.00	2300.00	2361.00	2361.00	1823.00
SYNTHETIC ENEMAL ICI BALTI 3.64 LTR.	EACH	2138.00	2080.00	2000.00	2300.00	2414.00	2414.00	2414.00
CEMENT (LOCAL) SPECIFY BRAND NAME	BAG	500.00	520.00	530.00	545.00	520.00	530.00	530.00
BRICKS (NEW) IST CLASS	P/1000	8000.00	8000.00	6800.00	7200.00	6500.00	6050.00	5600.00
CEMENT BLOCKS (6"x8"x12")	P/100	0.00	0.00	0.00	6000.00	0.00	0.00	0.00
BAJREE	100CFT	5500.00	6000.00	6500.00	4200.00	5040.00	3600.00	2600.00
SAND (BLACK PIT SAND)	K100CFT	2200.00	3500.00	4500.00	2000.00	2000.00	1800.00	1800.00
TIMBER SHESHAM LOG IST QUALITY	cubmt.	52111.00	63000.00	63558.00	45909.00	86500.00	70620.00	52900.00
IRON BAR (M.S. BAR) 1/2"	P/TON	77000.00	62000.00	76000.00	74000.00	78000.00	77000.00	78000.00
CARPANTER WAGE RATE	P/DAY	800.00	825.00	600.00	900.00	1000.00	850.00	950.00
MASON (RAJ) WAGE RATE	P/DAY	1000.00	1050.00	1200.00	900.00	950.00	800.00	950.00
UNSKILLED LABOUR WAGE RATE	P/DAY	600.00	650.00	600.00	500.00	500.00	450.00	500.00
PLUMBER WAGE RSTE	P/DAY	800.00	700.00	625.00	900.00	1000.00	850.00	950.00
ELECTICIAN WAGE RATE PER DAY **	P/DAY	750.00	0.00	0.00	900.00	0.00	0.00	0.00
ELECTICIAN WAGE RATE PER POINT **	P/PNT	150.00	137.50	115.00	150.00	100.00	90.00	85.00
WATER CHARGES PER HOUSE	P/MONTH	70.00	100.00	128.75	70.00	100.00	0.00	75.00
ELECT.CHARGES UPTO 50 UNITS	P/UNIT	2.00	2.00	2.00	2.00	2.00	2.00	2.00
ELECT.CHARGES 01 - 100 UNIT	P/UNIT	6.18	6.18	6.18	6.18	6.18	6.18	6.18
ELECT.CHARGES 101 - 300 UNIT	P/UNIT	9.54	9.54	9.54	9.54	9.54	9.54	9.54
ELECT.CHARGES 301 - 1000 UNIT	P/UNIT	16.39	16.39	16.39	16.39	16.39	16.39	16.39
ELECT.CHARGES ABOVE 1000 UNIT	P/UNIT	18.39	18.39	18.39	18.39	18.39	18.39	18.39
ELEC	PM	10.50	10.50	10.50	10.50	10.50	10.50	10.50
GAS CHRGR upto 3.3719 MMBUT	MMBTU	128.70	128.70	128.70	128.70	128.70	128.70	128.70
GAS CHRGR 3.3719 - 6.7438 MMBUT	MMBTU	257.40	257.40	257.40	257.40	257.40	257.40	257.40
GAS CHRGR 6.7438 - 10.1157 MMBUT	MMBTU	257.40	257.40	257.40	257.40	257.40	257.40	257.40
GAS CHRGR10.1157 - 13.4876 MMBUT	MMBTU	702.00	702.00	702.00	702.00	702.00	702.00	702.00
GAS	PM	702.00	702.00	702.00	702.00	702.00	702.00	702.00
GAS	PM	409.50	409.50	409.50	409.50	409.50	409.50	409.50
KEROSENE OIL	LTR	80.00	81.00	69.00	84.00	75.00	85.00	100.00
FIREWOOD WHOLE	40 KG.	700.00	700.00	600.00	500.00	650.00	625.00	500.00
CHAIR SHESHAM WOOD WITH ARMS **	EACH	2200.00	1950.00	1450.00	2000.00	2200.00	1750.00	1700.00
CHAIR PLASTIC (CHAIRMAN) AVERAGE QUALITY	EACH	800.00	600.00	775.00	850.00	687.50	650.00	575.00
TABLE SHESHAM WOOD (4X2X5) ***	EACH	10000.00	6500.00	5000.00	4500.00	4800.00	4750.00	3250.00
SOFASET WOODEN WITH FOAM SEAT **	SET	20000.00	13500.00	18000.00	18000.00	16500.00	13500.00	17000.00
COT IRON (WITH NIWAR)AV.QLTY.	EACH	2000.00	2000.00	2250.00	2100.00	2100.00	1850.00	1700.00
ALMIRAH (STEEL) 6'X3' 20 GUAGE	EACH	9000.00	8650.00	9750.00	8300.00	7500.00	7400.00	9000.00
DINNING TABLE 6 CHAIRS A.QLTY	SET	24000.00	27500.00	18000.00	30000.00	19700.00	19000.00	24500.00
SINGLE BED WITHOUT FOAM MED.	EACH	9000.00	5500.00	5000.00	8000.00	6125.00	4900.00	5000.00
MATRESS SINGLE(4"THICK)	EACH	5200.00	3900.00	5000.00	5796.00	6300.00	6300.00	6300.00
FARSHI DARI 12'X9' AV.QLTY	EACH	975.00	975.00	1125.00	2500.00	1200.00	1300.00	1100.00
DARI COTTON (6'x2 1/2') AV.QL	EACH	450.00	400.00	550.00	500.00	450.00	600.00	450.00
CARPET PLAIN AV. QLTY	SQFT.	41.00	35.00	57.50	35.00	25.00	25.00	25.00
QUILT (LIHAF) 3 KG. COTTON	EACH	1050.00	775.00	1000.00	1300.00	1031.25	850.00	650.00
BLANKET (90" x 54")	EACH	3000.00	3500.00	4750.00	4200.00	3750.00	3750.00	2650.00
BEDSHEET SINGLE BED SUP.QLTY	EACH	375.00	425.00	850.00	700.00	633.33	525.00	650.00
BED SHEET DOUBLE WITH TWO PILLOW COVERS SUP QLTY	SET	800.00	1100.00	1662.50	1800.00	1258.33	1150.00	1100.00

Contd.

7.11 Intercity Consumer Prices October, 2017

Description	Unit	Wazirabad	Sialkot	Faisalabad	Jhang	Multan	Muzaffargarh	D.G. Khan
TOWEL(3'x2') AV. QALTY	EACH	175.00	150.00	180.00	300.00	242.00	245.00	200.00
CELING FAN 48" SUPER QLTY **	EACH	2400.00	2400.00	2900.00	3300.00	3795.00	3695.00	3695.00
PEDESTAL FAN 22" SUPER QLTY	EACH	4000.00	3300.00	4500.00	5000.00	6010.00	5540.00	4950.00
REFG. DAWLENCE 10 CFT. D.DOOR	EACH	31000.00	36200.00	29000.00	30500.00	31200.00	31200.00	31100.00
D-FREEZER WAVES 8 CFT.	EACH	31000.00	29400.00	29000.00	31500.00	30400.00	30400.00	31000.00
AIRCONDITIONER 1.5 TON PEL	EACH	40000.00	44000.00	42000.00	41500.00	40000.00	40000.00	42000.00
SPLIT AIR CONDITIONER 1.5 TON (SPECIFY BRAND NAME)	EACH	43000.00	41000.00	39000.00	47000.00	50990.00	50990.00	49000.00
AIRCOOLER SUPER ASIA	EACH	12000.00	13000.00	12000.00	11500.00	14000.00	14000.00	14500.00
WASHING MACHINE SINGER	EACH	15600.00	15600.00	17000.00	17000.00	17000.00	17000.00	17000.00
SEWING MACHINE(SINGER)	EACH	5860.00	6095.00	7400.00	7100.00	7400.00	7400.00	7400.00
GIZER LARGE SIZE 30 GALLON CAPACITY SUP QLTY	EACH	19400.00	13750.00	19500.00	22900.00	22900.00	22900.00	22900.00
GAS BURNER DOUBLE SPFY.BRAND	EACH	1350.00	1300.00	1550.00	2000.00	1475.00	1650.00	1300.00
ELECT. IRON PHILIPS MDL.1120	EACH	2200.00	1450.00	2000.00	2000.00	2200.00	1600.00	2100.00
ELECTRIC JUICER FOR APPLE	EACH	4500.00	6000.00	5750.00	7875.00	8000.00	8000.00	4500.00
S.STEEL DEGHCHI MEDIUM SIZE ***	EACH	600.00	430.00	575.00	500.00	767.50	400.00	350.00
ALUMINIUM COOKING PAN (DEGCHI) MED SIZE	EACH	525.00	460.00	550.00	1300.00	296.25	285.00	350.00
NON STICK COOKING PAN (DEGCHI) SUP. QLTY	EACH	1500.00	675.00	1100.00	1200.00	767.86	650.00	800.00
FRYING PAN STEEL AVG. QLTY MED. SIZE	EACH	500.00	310.00	325.00	550.00	295.00	195.00	375.00
TAWA IORN (MEDIUM SIZE) AVG. QLTY	EACH	300.00	275.00	275.00	338.00	210.00	210.00	200.00
S.STEEL PLATE A.QLTY.(M.SIZE)	EACH	82.50	67.50	60.00	90.00	75.00	60.00	60.00
TABLE SPOON S.STEEL SUP.QLTY.	DOZEN	350.00	305.00	375.00	400.00	275.83	255.00	350.00
WATER SET JUG+6 GLASSES (OMROC)	SET	380.00	737.50	725.00	450.00	450.00	475.00	400.00
TEA SET PAK. CHINAWARE 21 PCS.	SET	1600.00	2000.00	2000.00	2100.00	2000.00	2050.00	2000.00
DINNER SET PLASTIC 72 PIECES SUPERIOR QLTY	SET	5500.00	2750.00	8250.00	6400.00	4675.00	4750.00	6000.00
HOTPOT SET PLASTIC 3 PCS.	SET	1000.00	825.00	1212.50	1550.00	1275.00	1050.00	1600.00
BUCKET(BALTI) PLASTIC MED.SIZ	EACH	250.00	205.00	325.00	325.00	290.00	255.00	400.00
LOTA PLASTIC (MED SIZE) AVERAGE QUALITY	EACH	50.00	40.00	43.75	60.00	52.50	55.00	65.00
PRESURE COOKER 4 LTR.	EACH	1750.00	912.50	1600.00	1650.00	1650.00	1650.00	1450.00
WATER COOLER 9/10 LTR.PLASTIC ***	EACH	612.50	450.00	675.00	950.00	565.00	575.00	750.00
THERMOS STARVAC 1 LTR	EACH	600.00	600.00	500.00	650.00	475.00	500.00	650.00
BULB PHILIPS 100-WATTS	EACH	30.00	30.00	25.00	30.00	30.00	30.00	30.00
TUBE LIGHT PHILIPS 40 WATTS	EACH	100.00	100.00	97.50	95.00	100.00	100.00	100.00
ELECTRIC BLUBS "0" WATTE LOCAL	EACH	20.00	20.00	20.00	20.00	20.00	20.00	20.00
ELECTRIC BLUB ENERGY SAVER 14 WATTS	EACH	155.00	155.00	162.50	150.00	165.00	165.00	165.00
WASHING SOAP 250 GMS SPECIFY BRAND NAME	EACH	40.00	20.00	25.00	40.00	22.00	20.00	25.00
SURF EXCEL 400 GMS POLY BAG	EACH	130.00	125.00	130.00	130.00	130.00	130.00	125.00
WASHING POWDER 1000 GRM	EACH	155.00	185.00	155.00	155.00	155.00	155.00	150.00
WASHING POWDER (WHEEL/ BONUS) 100 GRAMS	EACH	90.00	95.00	92.50	90.00	90.00	90.00	90.00
CLEANSER POWDER VIM 1000 GM	PKT.	83.33	70.00	80.00	75.00	83.33	83.33	75.00
FINIS 500 ML	BOTTLE	193.75	218.75	208.00	250.00	200.00	237.50	195.00
PHNYLE TYPHONE/FINIS/CARRANITE 3 LITRES	BOTTLE	150.00	120.00	150.00	180.00	165.00	165.00	160.00
HARPIC	BOTTLE	155.00	145.00	155.00	155.00	155.00	155.00	155.00
BOOT POLISH CHERRY/KIWI 50ML	EACH	136.90	100.00	115.00	115.00	136.90	136.90	115.00
ROBIN BLUE (35 GRAMS)	PKT.	55.00	55.00	55.00	55.00	60.00	60.00	55.00
TISSU PAPER PERFUMED 100 PCS.	PKT	115.00	100.00	110.00	105.00	115.00	115.00	115.00
TOILET PAPER ROLL (R.PETEL)	P/ROLL	40.00	40.00	40.00	40.00	45.00	45.00	42.00
BOOT POLISH LIQUID CHEERY BLOSSOM KIWI 75 ML	BOTTLE	160.00	125.00	160.00	135.00	160.00	160.00	160.00
MATCH BOX SMALL	EACH	2.00	2.00	2.50	2.00	2.00	2.00	3.00
DRY CELL 1.5 VOLT(LOCAL)	EACH	20.00	15.00	25.00	25.00	25.00	25.00	25.00
HAND STITCHING NEEDLE M.SIZE	PACKET	5.00	10.00	9.00	10.00	10.00	10.00	10.00
SEWING MACHINE NEEDLE (SINGER)	EACH	6.00	8.00	7.00	11.00	8.60	8.60	5.00
HOUSEHOLD SERVANT FEMALE P/T	P/MNTH	1500.00	1100.00	2250.00	3000.00	1500.00	1200.00	1750.00
MARRIAGE HALL WITH FURNITURE	P/HEAD	105.00	90.00	130.00	150.00	96.67	72.50	110.00
SEPTRAN TABLETS	10TAB.	20.00	19.30	20.00	18.10	16.00	16.00	19.30
BRUFEN TABS 200-MG.	10TAB.	10.00	10.00	10.00	8.90	8.90	8.90	8.90
PANADOL TAB. EXTRA/PLAIN	10TAB.	12.00	12.00	12.00	12.00	12.00	12.00	12.00
DISPRIN TAB.	10TAB.	12.40	12.40	12.50	12.90	12.86	12.86	12.85
TRISIL TAB.	10 TAB	10.00	10.00	10.00	10.00	11.11	11.11	10.00
FLAGYL TAB. 200 MG.	10TAB.	10.00	10.00	10.00	10.00	10.00	10.00	10.00
VENTOLIN TAB. 2MG.	10TAB.	10.00	10.00	10.00	9.90	9.90	9.90	9.90
DAONIL TAB. 5 MG.	10TAB.	17.00	17.00	17.00	16.80	16.83	16.83	17.00

Contd.

7.11 Intercity Consumer Prices October, 2017

Description	Unit	Wazirabad	Sialkot	Faisalabad	Jhang	Multan	Muzaffargarh	D.G. Khan
ENTOX TAB.	10TAB.	15.00	10.00	16.00	15.00	15.00	15.00	15.00
RENITEC TAB. 5 MG.	10TAB.	58.50	58.50	58.50	58.80	58.50	58.50	58.50
CAC. 1000 TAB	BOTTLE	124.44	122.00	124.00	124.35	124.44	124.44	124.44
AMOXIL CAPSOLE 250 MG.S	10CAP.	35.00	36.00	36.00	35.70	35.70	35.70	35.70
CALCIUM SYRUP SANDOZ	BOTTLE	64.00	64.00	64.00	54.00	64.00	64.00	64.00
LEDERPLEX SYRUP	BOTTLE	52.74	52.70	39.00	52.75	52.74	52.74	51.00
SANCOS SYRUP (50 ML.)	BOTTLE	30.00	30.00	30.00	30.00	30.00	30.00	30.00
PHENERGAN SYRUP 120 ML.	BOTTLE	34.50	33.00	34.00	33.00	33.00	33.00	33.00
CALPOL SYRUP 60 ML.	BOTTLE	28.00	28.00	28.00	28.00	28.39	28.39	28.00
HYDRYLLIN SYRUP 120 ML.	BOTTLE	69.00	69.00	69.00	69.00	69.00	69.00	69.00
POLYFAX EYE OINTMENT	TUBE	21.00	21.00	21.00	21.00	21.00	21.00	21.00
BETNESOL EYE DROPS	BOTTLE	33.89	33.89	33.00	33.89	33.89	33.89	33.89
EAR DROPS (CARDISPORINE) ***	BOTTLE	21.00	21.00	25.00	25.00	21.00	21.00	23.33
BETNOVATE-N OINTMENT 5 GMS	TUBE	16.67	16.00	16.00	16.00	16.68	16.68	16.00
BURNOL CREAM 30 GRM	TUBE	55.42	55.42	55.42	55.42	55.42	55.42	55.42
VICKS VAPORUB/BALM	BOTTLE	36.00	36.00	36.00	36.00	36.00	36.00	36.00
GLYCRINE SMALL BOTTLE	BOTTLE	17.00	35.00	24.00	30.00	20.00	20.00	20.00
JOUHAR JOSHANDA	PKT.	10.00	8.00	10.00	10.00	10.00	10.00	10.00
GALXOS-D (450 GRMS)	PKT.	157.50	157.50	140.00	157.50	157.50	157.50	157.50
GRIPE-WATER WOODWARDS	BOTTLE	55.00	55.00	60.00	55.00	60.00	60.00	55.00
SANIPLAST ONE PUTTY	EACH	2.00	1.40	2.00	2.00	1.40	1.40	1.40
O.R.S. (NIMCOL)	PKT.	18.00	15.00	18.00	18.00	18.00	18.00	17.00
DETTOL (MEDIUM)	BOTTLE	65.00	65.00	50.00	80.00	80.00	80.00	80.00
COTTON BANDAGE 2" - 4"	EACH	7.00	10.00	8.50	7.50	7.00	10.00	7.00
THERMOMETER CHINA	EACH	35.00	40.00	46.25	40.00	55.83	57.50	50.00
DOCTOR (MBBS) CLINIC FEE	P/PAT.	100.00	100.00	125.00	300.00	100.00	100.00	200.00
URINE TEST (DR) CHARGES	P/TEST	100.00	150.00	55.00	60.00	100.00	55.00	100.00
BLOOD TEST (CP) CHARGES	P/TEST	300.00	350.00	225.00	200.00	290.00	225.00	350.00
SUGAR TEST (RANDOM/FASTING BOTH) CHARGES	P/TEST	200.00	200.00	200.00	100.00	130.00	100.00	140.00
ECG CHARGES	P/TEST	200.00	150.00	200.00	200.00	312.50	125.00	300.00
X-RAY (CHEST) CHARGES	P/X-RAY	300.00	200.00	350.00	500.00	250.00	200.00	350.00
CAR SUZUKI 800 CC (W/O. A/C)	EACH	0.00	660000.00	652800.00	689000.00	689000.00	0.00	698000.00
CAR SUZUKI 1000 CC	EACH	0.00	1124000.00	1092800.00	1275000.00	1275000.00	0.00	1194000.00
CAR TOYOTA 1300 CC	EACH	0.00	1661500.00	1520500.00	1882000.00	1822000.00	0.00	4874375.00
CAR HONDA CIVIC	EACH	0.00	2580500.00	0.00	0.00	2510000.00	0.00	0.00
MOTORCYCLE HONDA CD-70.	EACH	63500.00	63500.00	63500.00	63500.00	63500.00	63500.00	63500.00
MOTORCYCLE YAMAHA 100CC.	EACH	79300.00	79300.00	79300.00	79300.00	80000.00	80000.00	79300.00
MOTOR CYCLE HERO 70 CC	EACH	42500.00	45000.00	47500.00	44500.00	47500.00	0.00	42000.00
BICYCLE WITH TYRES & TUBES	EACH	7700.00	7200.00	7600.00	8200.00	7287.50	7400.00	7750.00
TYRE CAR WITH TUBE GENERAL	EACH	3000.00	3000.00	2800.00	3000.00	2500.00	2500.00	2800.00
TYRE MOTOR CYCLE WITHOUT TUBE	EACH	1200.00	1120.00	1300.00	1050.00	890.00	890.00	900.00
TYRE CYCLE SPECIFY BRAND NAME	EACH	350.00	350.00	425.00	340.00	350.00	360.00	320.00
TYRE CAR W/O TUBE	EACH	2700.00	3000.00	3200.00	3000.00	2500.00	0.00	2800.00
PETROL SUPER	LITRE	73.50	73.50	73.50	73.50	73.50	73.50	73.50
HIGH SPEED DIESEL HSD	LITRE	79.40	79.40	79.40	79.40	79.40	79.40	79.40
CNG	K.G.	67.50	67.50	67.50	67.50	67.50	67.50	67.50
GAS CYLINDER STAND. SIZE	EACH	1155.00	1265.00	1250.00	1200.00	1150.00	1200.00	1100.00
MOTOR CYCLE SERVICE CHARGES	EACH	300.00	175.00	225.00	270.00	235.00	260.00	250.00
CAR SERVICE CHARGES	EACH	250.00	400.00	300.00	300.00	275.00	275.00	225.00
TYRE PUNCTURE CHARGES	EACH	50.00	100.00	70.00	60.00	70.00	65.00	40.00
CYCLE OVERHAULING CHARGES	EACH	200.00	350.00	275.00	500.00	281.00	290.00	275.00
CAR TAX FOR 800CC TO 1300CC	YEARLY	2650.00	2650.00	2650.00	2650.00	2650.00	2650.00	2650.00
TRAIN FARE ECO. 1-100 KM.	P/KM.	0.68	0.68	0.68	0.68	0.68	0.68	0.68
TRAIN FARE ECO. 101-500 KM.	P/KM.	0.98	0.98	0.98	0.98	0.98	0.98	0.98
TRAIN FARE ECO. > 500 KM.	P/KM.	0.89	0.89	0.89	0.89	0.89	0.89	0.89
TRAIN FARE IST SLP. 1-100KM	P/KM.	2.10	2.10	2.10	2.10	2.10	2.10	2.10
TRAIN FARE IST SLP.101-500 KM	P/KM.	2.59	2.59	2.59	2.59	2.59	2.59	2.59
TRAIN FARE IST SLP. > 500 KM	P/KM.	1.99	1.99	1.99	1.99	1.99	1.99	1.99
TRAIN FARE A/C SLP. 1-100KM.	P/KM.	5.76	5.76	5.76	5.76	5.76	5.76	5.76
TRAIN FARE A/C SLP.101-500KM	P/KM.	4.59	4.59	4.59	4.59	4.59	4.59	4.59
TRAIN FARE A/C SLP > 500KM.	P/KM.	4.16	4.16	4.16	4.16	4.16	4.16	4.16

Contd.

7.11 Intercity Consumer Prices October, 2017

Description	Unit	Wazirabad	Sialkot	Faisalabad	Jhang	Multan	Muzaffargarh	D.G. Khan
PLATEFORM TICKET	EACH	10.00	10.00	10.00	10.00	10.00	10.00	10.00
AUTO RICKSHAW FARES	KM/MIN	50.00	60.00	65.00	50.00	30.00	30.00	50.00
FULL TONGA CHARGES	KM/MIN	60.00	60.00	75.00	100.00	49.38	50.00	56.00
TAXI 4 SEATER FARE	KM/MIN	100.00	100.00	60.00	90.00	100.00	100.00	50.00
BUS FARE MIN (WITHIN CITY)	TICKET	9.00	0.00	9.00	0.00	9.00	0.00	0.00
BUS FARE MAX (WITHIN CIT	TICKET	21.00	0.00	21.00	0.00	21.00	0.00	0.00
BUS FARE OUTSIDE CITY	P/KM.	0.86	0.86	0.86	0.86	0.86	0.86	0.86
A/C BUS FARE OUTSIDE CITY	P/KM.	1.45	1.11	1.74	1.56	1.40	1.40	1.40
MINIBUS FARE MIN.WITH IN CITY	TICKET	10.00	0.00	0.00	0.00	11.00	0.00	0.00
MINIBUS FARE MAX.WITH IN CITY	TICKET	10.00	0.00	0.00	0.00	24.00	0.00	0.00
SUZUKI FARE MIN.WITH IN CITY	TICKET	0.00	15.00	15.00	15.00	11.00	0.00	8.00
SUZUKI FARE MAXIMUM W.IN CITY	TICKET	0.00	20.00	27.50	20.00	21.00	0.00	8.00
AIR FARE ECONOMY CLASS.	P/KM.	0.00	19.26	19.26	0.00	19.26	0.00	19.26
POSTAL ENVELOPE DOMESTIC	EACH	8.00	8.00	8.00	8.00	8.00	8.00	8.00
ENVELOPE FOR SAUDI ARABIA	EACH	50.00	50.00	60.00	50.00	50.00	50.00	50.00
POSTAL REGISTRATION CHARGES	EACH	38.00	38.00	38.00	38.00	38.00	38.00	38.00
U.M.S. REG CHARGES MIN.	EACH	59.00	59.00	59.00	59.00	59.00	59.00	59.00
T.C.S. CH. MIN.WITH IN ZONE	EACH	150.00	110.00	170.00	180.00	180.00	180.00	180.00
TELEPHONE CHARGES LOCAL CALL	P/CALL	3.94	3.94	3.94	3.94	3.94	3.94	3.94
TEL CHARGES OUT SIDE CITY	P/CALL	3.94	3.94	3.94	3.94	3.94	3.94	3.94
INTERNET CHARGES	P/HOUR	50.00	25.00	22.50	50.00	20.00	22.50	20.00
MOBILE CELL CHARGES	P/UNIT	3.00	3.06	3.00	3.00	3.00	4.00	3.00
FAX CHARGES (LOCAL)	P/PAGE	30.00	10.00	16.25	30.00	20.00	20.00	15.00
TELEPHONE SET AV. QLTY	EACH	575.00	300.00	475.00	1000.00	775.00	475.00	900.00
MOBILE SET NOKIA/SONY/ERICSON/SAMSUNG WITHOUT CAMERA	EACH	4250.00	2600.00	2200.00	3500.00	3406.67	3560.00	2600.00
T.V. 20" COLORED WEGA H-A21.	EACH	18500.00	20000.00	22500.00	12500.00	23500.00	23500.00	23500.00
T.V 20" COLOR CHINA/KORIA)	EACH	7000.00	13500.00	16900.00	5500.00	15500.00	15500.00	14900.00
V.C.P. PANASONIC/LG/NAT	EACH	0.00	5400.00	5750.00	0.00	0.00	0.00	0.00
DVD/VCD PLAYER PANASONIC/LG	EACH	4100.00	4500.00	4500.00	6000.00	4500.00	4200.00	4000.00
RADIO WITH C.PLAYER NATIONAL	EACH	2500.00	2250.00	2175.00	1250.00	3500.00	0.00	3000.00
PERSONNEL COMPUTER (BRANDED)	EACH	37500.00	35000.00	38820.00	47500.00	48200.00	48200.00	35000.00
VID. CASSETTE BLK. TDK/SONY	EACH	0.00	100.00	150.00	100.00	180.00	170.00	150.00
COM. C.D. (TDK/IMATION)	EACH	35.00	40.00	67.50	50.00	60.00	60.00	60.00
TAPE RECORDER CASSETTE BLANK	EACH	35.00	30.00	65.00	60.00	50.00	42.50	40.00
VIDEO GAME SEGA 16 BYTE	EACH	0.00	1250.00	1500.00	1200.00	1300.00	0.00	1600.00
CINEMA A/C. HIGH CLASS	TICKET	0.00	40.00	150.00	0.00	275.00	0.00	0.00
CINEMA NON-A/C HIGH CLASS	TICKET	0.00	40.00	100.00	30.00	150.00	40.00	35.00
CABLE CHARGES	PER MONT	300.00	250.00	300.00	300.00	300.00	275.00	350.00
TV.LICENCE FEE DOMESTIC	YEARLY	420.00	420.00	420.00	420.00	420.00	420.00	420.00
ENGLISH BOOK CLASS V1	EACH	73.00	73.00	73.00	73.00	73.00	73.00	73.00
ENGLISH BOOK CLASS IX OR X	EACH	130.00	130.00	130.00	130.00	130.00	130.00	130.00
ENG. BOOK IST.YR COMPLETE SET	EACH	84.00	84.00	84.00	84.00	84.00	84.00	84.00
ENGLISH BOOK BA/B.SC	EACH	178.00	178.00	178.00	178.00	178.00	178.00	178.00
URDU BOOK CLASS V (T.B.BORD)	EACH	55.00	55.00	55.00	55.00	55.00	55.00	55.00
URDU BOOK CLASS IX/X(T.B.B)	EACH	131.00	131.00	131.00	131.00	131.00	131.00	131.00
URDU BOOK IST.YEAR/INTER	EACH	53.00	53.00	53.00	53.00	53.00	53.00	53.00
URDU BOOK BA/B.SC	EACH	140.00	140.00	140.00	140.00	140.00	140.00	140.00
MATHS BOOK CALSS V (T.B.B)	EACH	78.00	78.00	78.00	78.00	78.00	78.00	78.00
MATHS BOOK CLASS IX OR X	EACH	266.00	266.00	266.00	266.00	266.00	266.00	266.00
MATHS BOOK IST.YEAR (T.B.B)	EACH	156.00	156.00	156.00	156.00	156.00	156.00	156.00
PAKISTAN STUDIES BOOK BA/B.SC	EACH	125.00	125.00	125.00	125.00	125.00	125.00	125.00
DAILY "DAWN"	P/COPY	20.00	19.00	20.00	20.00	20.00	20.00	20.00
DAILY "JANG"	P/COPY	13.00	12.00	13.00	13.00	13.00	13.00	13.00
DAILY "NAWA-E-WAQT"	P/COPY	13.00	12.00	13.00	13.00	13.00	13.00	13.00
WEEKLY "AKHBAR-E-JAHAN"	P/COPY	55.00	55.00	55.00	55.00	60.00	60.00	60.00
WEEKLY "MAG"	P/COPY	45.00	45.00	45.00	50.00	50.00	50.00	50.00
MONTHLY "NAUNEHAL DIGEST"	P/COPY	35.00	35.00	35.00	35.00	35.00	35.00	35.00
PAPER FOOLSCAPE (27"x17")	QUIRE	30.00	30.00	45.00	50.00	37.50	33.75	33.75
EXERCISE.BOOK LINED 80/100 PGS	EACH	40.00	80.00	57.50	70.00	32.50	27.50	30.00
PENCILGOLDFISH/DEER	EACH	7.00	7.00	6.00	7.00	6.50	6.00	7.00
PEN INK DOLLOR 57 ML BOTTLE	EACH	20.00	25.00	20.00	20.00	20.00	20.00	20.00

Contd.

7.11 Intercity Consumer Prices October, 2017

Description	Unit	Wazirabad	Sialkot	Faisalabad	Jhang	Multan	Muzaffargarh	D.G. Khan
PHOTOSTATE PAPER 70 GM	PRT	380.00	320.00	345.00	320.00	290.00	330.00	330.00
BALL PEN (local)	EACH	5.00	5.00	5.00	8.00	5.83	6.00	7.00
FOUNTAIN PEN HERO/WINGS/CHINA	EACH	40.00	40.00	50.00	50.00	47.00	50.00	50.00
PRIVATE SCHOOL FEE ENGLISH MEDIUM AVERAGE STANDARD (CLASS I)	P/MONTH	1250.00	1000.00	2100.00	1700.00	2258.33	866.67	1300.00
PRIVATE SCHOOL FEE ENGLISH MEDIUM AVERAGE STANDARD (CLASS V)	P/MONTH	1450.00	1200.00	2200.00	1800.00	2541.67	966.67	1350.00
PRIVATE SCHOOL FEE ENGLISH MEDIUM AVERAGE STANDARD (CLASS VI)	P/MONTH	1650.00	1300.00	2400.00	1800.00	2758.33	1183.33	1400.00
PRIVATE SCHOOL FEE ENGLISH MEDIUM AVERAGE STANDARD (CLASS X)	P/MONTH	1850.00	1500.00	2200.00	2000.00	3016.67	1533.33	2250.00
PRIVATE MEDICLE COLLEGE FEE MBBS (1ST YEAR)	P/MONTH	0.00	0.00	53500.00	0.00	45166.67	0.00	0.00
PRIVATE ENGINEERING COLLEGE FEE (ISTR YEAR)	P/MONTH	0.00	0.00	4950.00	0.00	16000.00	0.00	0.00
GOVT. COLLEGE FEE 1ST. YEAR	MONTH	50.00	50.00	50.00	50.00	50.00	50.00	50.00
GOVT. COLLEGE FEE 4TH. YEAR	MONTH	60.00	60.00	60.00	60.00	60.00	60.00	60.00
GOVT. UNIVERSITY FEE MSC.	MONTH	77.50	0.00	734.00	180.00	1833.33	0.00	833.00
GOVT. MED. COLLEGE FEE MBBS	MONTH	873.00	0.00	1338.00	0.00	1337.50	0.00	1250.00
GOVT. ENGG. COLL. FEE I YEAR	MONTH	1558.00	0.00	5750.00	0.00	3666.66	0.00	0.00
COACHING FEE FOR CLASS IX/X	P/MONTH	500.00	550.00	1400.00	1200.00	800.00	500.00	500.00
COACHING CHARGES FOR CLASS 1ST YEAR/INTER (SCIENCE)	P/MONTH	1000.00	1900.00	2000.00	2000.00	1200.00	900.00	1500.00
COACHING CHARGES FOR CLASS 1ST YEAR/INTER (COMMERCE)	P/MONTH	1000.00	2400.00	1500.00	2000.00	1133.33	900.00	1000.00
I.T. TUITION FEES	P/MONTH	3900.00	0.00	5800.00	2000.00	3000.00	0.00	2000.00
MBA TUITION FEES	P/MONTH	2000.00	0.00	19000.00	0.00	6907.78	0.00	2000.00
BREAD TANDOORI ST. SIZE	EACH	6.00	7.00	6.00	6.00	6.00	5.50	5.50
COOKED MUTTON (AV. HOTEL)	PLATE	140.00	125.00	150.00	150.00	105.00	135.00	130.00
COOKED BEEF (AV. HOTEL)	PLATE	75.00	60.00	75.00	100.00	80.00	80.00	80.00
COOKED DAL (AV. HOTEL)	PLATE	50.00	40.00	55.00	70.00	40.00	45.00	40.00
CHICKEN BIRYANI FULL/DOUBLE	PLATE	130.00	160.00	150.00	200.00	131.67	100.00	100.00
TEA PREPARED (ORDINARY)	CUP	20.00	20.00	22.50	20.00	20.00	20.00	25.00
HAIRCUT CHARGES FOR MEN	P/CUT	70.00	60.00	70.00	60.00	78.33	75.00	75.00
BEAUTY PORL HAIR STYL CHARGE	P/STY.	300.00	175.00	212.50	300.00	300.00	225.00	200.00
SHAVING CHARGES	PER SHV	40.00	40.00	45.00	30.00	36.67	40.00	45.00
LIPSTICK S.MISS/MEDORA	EACH	120.00	90.00	110.00	120.00	120.00	120.00	120.00
NAIL POLISH S.MISS/MEDORA	EACH	60.00	65.00	105.00	115.00	100.00	100.00	100.00
PERFUME MED.SIZE MEDORA/BROACH	EACH	120.00	180.00	200.00	200.00	120.00	120.00	120.00
HAIR-OIL AMLA/CHAMBELI	BOTTLE	120.00	100.00	120.00	130.00	120.00	120.00	120.00
TOILET SOAP LUX 95 GRAMS	EACH	44.78	38.00	44.00	35.00	36.00	36.00	36.00
TOILET SOAP LIFEBOUY 140 GRM	EACH	51.13	42.00	100.00	47.00	42.00	42.00	42.00
TOILET SOAP SAFEGUARD BATH SIZE	EACH	50.00	50.00	50.00	50.00	50.00	50.00	50.00
TOOTH PASTE MACKLINES 70 GRM	EACH	50.00	50.00	65.00	50.00	50.00	50.00	50.00
TOOTH PAST MED SIZE CLGATE 70 GMS	EACH	63.47	70.00	82.50	75.00	68.00	68.00	68.00
TOOTHBRUSH SHEILD A/PLAUQUE	EACH	50.00	40.00	75.00	60.00	30.00	25.00	35.00
TOOTHPOWDER DENTONIC 90 GRM	EACH	30.00	35.00	33.50	32.00	35.00	35.00	35.00
HAIR-COLOUR BEGIN (6 GMS)	EACH	110.00	100.00	100.00	110.00	110.00	110.00	110.00
HAIR COLOUR (KALAKOLA)	BOTTLE	140.00	120.00	120.00	130.00	130.00	130.00	130.00
FACECREAM PONDS (MEDIUM)	EACH	120.00	105.00	110.00	120.00	120.00	120.00	120.00
TALC POWDER VICE ROAY,B.CAT	EACH	155.00	120.00	150.00	155.00	155.00	155.00	160.00
BLADE TREET ORDINARY 10'S	PKT.	40.00	40.00	30.00	30.00	30.00	30.00	35.00
BLADE 7-O-CLOCK STAIN. 5'S	PKT.	35.00	30.00	32.50	35.00	35.00	35.00	35.00
SHAMPOO SUNSILK/PAINTIN 100 ML	BOTTLE	110.00	110.00	99.00	100.00	110.00	110.00	110.00
BEAUTY CREAM (FAIR & LOVELY)	EACH	200.00	99.00	75.00	200.00	200.00	200.00	130.00
HAIR REMOVING CREAM (EU-CREAM)	TUBE	70.00	65.00	60.00	70.00	65.00	65.00	65.00
GEL MEDIUM SIZE	BOTTLE	80.00	65.00	95.00	125.00	100.00	100.00	155.00
DISPOSABLE RAZOR GILLET-II	EACH	40.00	45.00	40.00	45.00	40.00	40.00	40.00
SHAVING CREAM TOUCH-ME/ADM.	EACH	70.00	60.00	55.00	75.00	70.00	70.00	70.00
GOLD TEZABI 24 CT	10 GM.	4444.00	44840.00	45096.00	52200.00	44240.00	44240.00	44240.00
SILVER TEZABI 24 CT	10 GM.	660.00	688.00	670.00	810.00	670.00	670.00	670.00
ARTIFICIAL JEWELLARY SET	SET	900.00	200.00	575.00	450.00	656.25	575.00	575.00
WRIST WATCH GENTS CITIZEN (ORIGINAL) ***	EACH	2500.00	2400.00	5250.00	5000.00	2500.00	2600.00	2500.00
WRIST WATCH LADIES CITIZEN (ORIGINAL) ***	EACH	2400.00	2400.00	5250.00	5000.00	2500.00	0.00	2500.00
WALL CLOCK QUARTZ AV.QLTY	EACH	500.00	400.00	537.50	1000.00	400.00	325.00	550.00
SUITCASE REXIN (24"x16"x6")	EACH	1200.00	1200.00	1250.00	1500.00	775.00	725.00	1200.00
TRUNK MEDIUM SIZE ***	EACH	1500.00	1500.00	1550.00	1400.00	1191.67	1325.00	1500.00
PURSE LADIES (LEATHER) AVERAGE QUALITY	EACH	850.00	500.00	550.00	1000.00	1266.67	1300.00	550.00

7.11 Intercity Consumer Prices October, 2017

Description	Unit	Vehari	Sargodha	Mianwali	Bahawal-pur	Bahawal-nagar	R.Y. Khan
WHEAT	10 KG.	300.00	312.50	320.00	315.00	302.50	320.00
WHEAT FLOUR FINE/SUPERIOR.	KG.	40.00	40.00	40.00	40.00	39.00	40.00
WHEAT FLOUR AVG. QLTY	KG.	38.00	38.00	36.50	36.50	37.00	39.00
WHEAT FLOUR BAG	10 KG.	370.00	320.00	370.00	370.00	355.00	340.00
MAIDA	KG.	47.50	50.00	50.00	47.50	50.00	50.00
SUJI	KG.	47.50	50.00	50.00	47.50	50.00	50.00
BESAN AV. QLTY.	KG.	145.00	135.00	140.00	135.00	140.00	110.00
RICE BASMATI SUP. QLTY.	KG.	145.00	125.00	120.00	125.00	130.00	120.00
RICE BASMATI 385/386	KG.	77.50	72.50	80.00	95.00	80.00	80.00
RICE BASMATI BROKEN AV.QLTY	KG.	77.50	60.00	60.00	55.00	60.00	80.00
RICE IRR1-6 (SINDH/PUNJAB)	KG.	40.00	60.00	50.00	47.50	50.00	40.00
VERMICELLI	KG.	80.00	70.00	120.00	85.00	80.00	90.00
BREAD PLAIN MEDIUM SIZE	EACH	60.00	40.00	40.00	45.00	40.00	38.00
RUSK (PAPAY)	KG.	200.00	200.00	200.00	220.00	220.00	200.00
BISCUITS-PACKED	PKT	40.00	35.00	40.00	35.00	40.00	35.00
BISCUIT-BAKERY (LOOSE)	250 GM	80.00	80.00	80.00	100.00	80.00	85.00
CORNFLAKS FAUJI 225 GM.	PKT	180.00	220.00	220.00	180.00	180.00	171.00
SAMOSA (VEGATABLE)	EACH	15.00	17.50	20.00	10.00	20.00	17.00
PASTRY AV.QLTY.	EACH	40.00	30.00	30.00	40.00	27.50	35.00
PATTIES (VEGATABLES)	EACH	17.50	30.00	30.00	20.00	20.00	25.00
NIMCO	250 GM	80.00	60.00	80.00	60.00	80.00	80.00
CHIPS	250 GM	65.00	100.00	40.00	70.00	60.00	100.00
BEEF WITH BONE AV.QLTY.	KG	310.00	345.00	320.00	325.00	310.00	270.00
MUTTON AV.QLTY.	KG	625.00	750.00	600.00	625.00	600.00	560.00
CHICKEN FARM BROILER (LIVE)	KG	110.00	115.00	113.00	114.00	106.00	112.00
FISH-RAHU MEDIUM SIZE	KG	245.00	210.00	350.00	290.00	245.00	280.00
MILK FRESH (UNBOILED)	LTR.	70.00	70.00	70.00	67.50	70.00	70.00
CURD	KG.	80.00	90.00	80.00	80.00	80.00	85.00
MILK TETRA PACK 1/2 LTR.	PKT.	70.00	70.00	60.00	65.00	65.00	65.00
LACTOGEN 400 GRAMS	PKT.	460.00	455.00	440.00	450.00	440.00	440.00
POWDER MILK NIDO 400GM.	PKT	399.74	379.50	380.00	379.50	390.00	360.00
MILK POWDER LOOSE/PACKED	KG.	450.00	550.00	450.00	475.00	550.00	480.00
BUTTER LOCAL PACKED	50 GM.	30.00	30.00	50.00	70.00	21.42	30.00
EGGS FARM	DOZ	92.50	98.00	102.00	106.00	101.00	100.00
MUSTARD OIL AV.QLTY.	KG.	155.00	180.00	200.00	170.00	160.00	180.00
COOKING OIL (DALDA)	2.5LTR	475.00	475.00	475.00	470.00	475.00	465.00
COOKING OIL (PAKWAN) OTHER BRAND SPECIFY	2.5 LTR	460.00	470.00	400.00	395.00	450.00	433.00
VEGETABLE GHEE TIN	2.5KG.	455.00	470.00	475.00	455.00	470.00	460.00
VEGETABLE GHEE (LOOSE)	KG.	180.00	140.00	130.00	150.00	140.00	150.00
DATES AV.QLTY.	KG.	195.00	155.00	180.00	155.00	200.00	180.00
PISTACHIO AV.QLTY.	50 GM.	122.50	115.00	120.00	105.00	120.00	120.00
ALMONDS WHOLE AV.QLTY.	KG.	650.00	600.00	500.00	675.00	800.00	600.00
COCONUT DRY AV.QLTY.	KG.	330.00	265.00	320.00	272.50	280.00	360.00
RAISINS AV.QLTY.	50 GM.	22.50	20.00	30.00	23.00	20.00	18.00
GROUNDNUTS (WITH SHELL)	KG.	175.00	245.00	240.00	230.00	160.00	180.00
MALTA/MOSAMBI	DOZ	120.00	75.00	0.00	55.00	100.00	100.00
KINNU	DOZ	0.00	0.00	0.00	0.00	0.00	0.00
APPLE	KG	145.00	100.00	140.00	135.00	120.00	120.00
ALOO BUKHARA	KG	0.00	0.00	0.00	0.00	0.00	0.00
POMEGRANATE (ANNAR)	KG	155.00	145.00	200.00	225.00	150.00	150.00
GRAPES	KG	200.00	155.00	140.00	170.00	150.00	200.00
BANANAS	DOZ	45.00	45.00	50.00	55.00	45.00	60.00
MANGO KALMI	KG	0.00	0.00	0.00	0.00	0.00	0.00
GUAVA	KG	90.00	80.00	80.00	75.00	60.00	50.00
WATERMELON (TURBOOZ)	KG	0.00	0.00	0.00	0.00	0.00	0.00
MUSKMELON (KHARBOOZA)	KG	0.00	0.00	0.00	0.00	0.00	0.00
SWEETMELON (GARMA)	KG	100.00	80.00	0.00	90.00	60.00	50.00
PULSE MASOOR (WHOLE)	KG.	100.00	115.00	140.00	105.00	120.00	90.00
PULSE MASOOR (WASHED)	KG.	105.00	155.00	160.00	110.00	120.00	75.00
PULSE MOONG (WASHED)	KG.	105.00	115.00	110.00	120.00	120.00	90.00
PULSE MASH (WASHED)	KG.	245.00	220.00	180.00	175.00	180.00	160.00

Contd.

7.11 Intercity Consumer Prices October, 2017

Description	Unit	Vehari	Sargodha	Mianwali	Bahawal-pur	Bahawal-nagar	R.Y. Khan
PULSE GRAM	KG.	135.00	115.00	120.00	120.00	140.00	105.00
GRAM WHOLE BLACK AV.QLTY.	KG.	120.00	120.00	100.00	110.00	120.00	100.00
GRAM WHOLE YELLOW AV.QLTY	KG.	210.00	175.00	180.00	175.00	200.00	220.00
BEANS (LAL LOBIA)	KG.	165.00	145.00	160.00	157.50	160.00	150.00
POTATOES	KG	50.00	27.50	30.00	40.00	50.00	30.00
ONION	KG	80.00	75.00	90.00	80.00	80.00	70.00
TURNIP	KG	60.00	75.00	60.00	65.00	60.00	40.00
RADISH	KG	30.00	45.00	30.00	32.50	30.00	40.00
TOMATOES	KG	110.00	100.00	95.00	110.00	150.00	110.00
CABBAGE	KG	0.00	0.00	0.00	0.00	0.00	0.00
CAULIFLOWER	KG	60.00	45.00	60.00	52.50	45.00	60.00
BRINJAL	KG	55.00	40.00	30.00	32.50	50.00	50.00
PUMPKIN	KG	0.00	0.00	0.00	0.00	0.00	0.00
BOTTLEGOURD	KG	40.00	55.00	50.00	62.50	50.00	50.00
LADY FINGER	KG	60.00	75.00	60.00	62.50	60.00	65.00
PEAS	KG	0.00	0.00	0.00	0.00	0.00	0.00
SPINACH	KG	17.50	35.00	30.00	22.50	30.00	25.00
TINDA	KG	77.50	120.00	50.00	75.00	160.00	80.00
TURAI	KG	80.00	45.00	50.00	80.00	75.00	80.00
KARAILA	KG	110.00	95.00	100.00	77.50	80.00	70.00
ARVI	KG	45.00	45.00	60.00	47.50	40.00	40.00
CHILLIES GREEN	KG	80.00	80.00	80.00	75.00	70.00	60.00
CARROT	KG	0.00	0.00	0.00	0.00	0.00	0.00
COCUMBER (KHEERA)	KG	50.00	55.00	90.00	60.00	60.00	70.00
LEMON	250GM	30.00	30.00	30.00	32.50	40.00	30.00
SUGAR REFINED	KG.	53.00	53.50	53.00	55.00	54.50	52.00
GUR AV.QLTY	KG.	77.50	80.00	100.00	67.50	75.00	70.00
HONEY LANGANESE 500 GM.	BOTTLE	1090.00	920.00	960.00	900.00	950.00	800.00
MILO 200 GM.	BOTTLE	280.00	220.00	230.00	240.00	218.18	195.00
CUSTARD POWDER RAFHAN 300 GM.	PKT	80.00	80.00	80.00	80.00	80.00	80.00
TOFFEE (HILAL)	EACH	2.00	2.00	1.00	1.00	2.00	2.00
CHOWKELATE CANDY (SMALL SIZE)	EACH	5.00	5.00	6.00	5.00	5.00	5.00
SWEETMEAT (MIXED)	KG	330.00	280.00	320.00	370.00	280.00	370.00
ICE CREAM WALLS	CUP.	45.00	40.00	45.00	45.00	45.00	45.00
ICE	KG	7.50	10.00	5.00	8.50	10.00	5.00
JAM AHMED/MITCHELLES	BOTTLE	140.00	135.00	130.00	140.00	140.00	130.00
SQUASH-MITCHELLES	BOTTLE	147.50	175.00	160.00	165.00	165.00	165.00
ROOH AFZA	BOTTLE	170.00	180.00	170.00	170.00	170.00	170.00
JAM-E-SHIREEN	BOTTLE	180.00	180.00	180.00	180.00	180.00	180.00
SAUNF	50 GM	17.50	15.00	20.00	22.00	20.00	15.00
CINAMON LOOSE AV. QLTY	50 GM.	22.50	30.00	20.00	20.00	27.50	25.00
CUMINSEED WHITE NATIONAL	50 GM.	54.00	70.00	52.00	70.00	55.00	54.00
PEPPER BLACK NATIONAL	50 GM.	110.00	110.00	100.00	110.00	110.00	110.00
CLOVES LOOSE AV.QLTY	50 GM.	95.00	120.00	100.00	105.00	100.00	80.00
CARDAMOM LARGE LOOSE AV.QLTY	50 GM.	145.00	190.00	120.00	140.00	150.00	140.00
CARDAMOM SMALL AV.QLTY	50 GM.	140.00	110.00	120.00	115.00	120.00	110.00
SALT-POWDERED (LAHORI) LOOSE	KG.	12.00	10.00	10.00	12.00	10.00	10.00
SALT POWDERED (NATIONAL/SHAN)	PKT	25.00	25.00	25.00	25.00	25.00	25.00
CHILLIES POWD.NATIONAL 200GM	PKT	120.00	120.00	105.00	120.00	105.00	120.00
CHILLIES POWDER LOOS	KG.	230.00	285.00	320.00	225.00	240.00	270.00
CORRIANDER SEED POWD.NATIONAL	PKT	116.00	108.00	104.00	104.00	104.00	78.00
CORRIANDER SEED (LOOSE)	KG.	270.00	280.00	280.00	312.50	240.00	200.00
TURMERIC POWD.NATIONAL 50GM	PKT.	56.00	35.00	35.00	35.00	35.00	35.00
CURRY POWD. NATIONAL 200 GM	PKT.	87.00	87.00	87.00	87.00	86.00	86.00
TOMATO KETCHUP AHMED/MITCHL	BOTTLE	105.00	95.00	90.00	70.00	120.00	120.00
PICKLES AHMED/MITCHELLES	BOTTLE	130.00	107.50	110.00	105.00	120.00	120.00
VINEGAR SYNTHETIC (SIRKA)	BOTTLE	85.00	50.00	70.00	85.00	90.00	85.00
GARLIC	KG	160.00	150.00	140.00	170.00	140.00	160.00
GINGER	KG	190.00	160.00	200.00	200.00	200.00	150.00
TAPAL DANEDAR TEA 200GM PACKET	PKT	178.94	183.16	170.00	178.95	178.95	170.00
TEA LIPTON YELLOW LABEL 200GM.	PKT.	178.94	179.00	195.00	179.00	178.95	190.00

Contd.

7.11 Intercity Consumer Prices October, 2017

Description	Unit	Vehari	Sargodha	Mianwali	Bahawal- pur	Bahawal- nagar	R.Y. Khan
TEA LOOSE KENYA AV.QLTY 250GM.	PKT.	170.00	185.00	180.00	145.00	150.00	150.00
COFFEE-NESCAFE 75 GM. **	BOTTLE	350.00	365.00	320.00	330.00	350.00	330.00
COLD DRINK (STANDARD SIZ)	BOTTLE	25.00	25.00	25.00	25.00	25.00	25.00
FRUIT JUICE TETRA PACK	PKT.	20.00	22.50	20.00	15.00	20.00	20.00
MINERAL WATER NESTLE 1.5 LTR	BOTTLE	55.00	50.00	50.00	50.00	50.00	50.00
CIGARETTES K-2 10'S **	PKT	65.00	50.00	0.00	48.00	60.00	50.00
CIGARETTES CAPSTAN 10'S **	PKT	50.00	50.00	50.00	48.00	50.00	50.00
CIGARETTES GOLD LEAF 20'S	PKT	135.00	135.00	135.00	135.00	140.00	140.00
CIGARETTES MORVEN GOLD 20'S	PKT	50.00	50.00	50.00	48.00	50.00	50.00
BETEL LEAVES	50GM.	90.00	85.00	80.00	105.00	70.00	80.00
BETEL NUTS	KG.	450.00	405.00	360.00	355.00	400.00	440.00
LONG CLOTH 57" GUL AHMED/AL-KARAM	METER	210.00	245.00	200.00	180.00	300.00	290.00
SHIRTING AV.QLTY.	METER	200.00	150.00	150.00	115.00	200.00	240.00
PANT CLOTH W & WEAR AV.QLTY	METER	575.00	550.00	400.00	525.00	550.00	500.00
LAWN PRINTED GUL AHMED/AL-KARAM	METER	355.00	360.00	200.00	383.50	380.00	370.00
GEORGETTE AV.QLTY	METER	325.00	135.00	105.00	110.00	250.00	250.00
LINEN AV.QLTY ***	METER	247.50	145.00	140.00	125.00	280.00	260.00
HEAVY WT SUITING LAWERNCPUR AVG QLTY	METER	1200.00	950.00	950.00	1800.00	1500.00	1300.00
HEAVY WT SUITING LAWERNCPUR SUP QLTY	METER	1950.00	1350.00	1200.00	2500.00	2000.00	1600.00
TROPICAL SUITING LAW.PUR	METER	1000.00	1100.00	950.00	1550.00	1400.00	1100.00
PANT BOY 24"/26" LENGTH.	EACH	645.00	450.00	350.00	462.50	650.00	500.00
SHIRT BOY 24"/26" LENGTH	EACH	475.00	325.00	300.00	387.50	490.00	500.00
SCHOOL UNI. PANT,SHIRT BOYS	SUIT	525.00	550.00	600.00	725.00	1000.00	1000.00
SCHOOL UNI. KAMEEZ,SHAL.BOYS	SUIT	500.00	475.00	600.00	725.00	950.00	700.00
SCHOOL UNI. KAMEEZ,SHAL.GIRL	SUIT	525.00	475.00	700.00	687.50	950.00	850.00
FROCK W/WEAR GIRLS	EACH	1000.00	1100.00	1000.00	3000.00	1600.00	1000.00
AWAMI-SUIT W & W(BOY) 24"/26	SUIT	975.00	750.00	1400.00	775.00	1562.50	1550.00
AWAMI-SUIT W&W (GENTS)AV.QLTY	SUIT	1275.00	2000.00	1400.00	1150.00	2000.00	1600.00
PULLOVER GENTS OXFORD/BON.	EACH	3000.00	3250.00	2300.00	2890.00	3490.00	3250.00
PULLOVER LADIES OXFORD/BON.	EACH	3000.00	2330.00	2300.00	2500.00	3290.00	3080.00
PULLOVER (GENTS) OTHERS A.QTY	EACH	790.00	925.00	800.00	950.00	1500.00	900.00
SECOND-HAND COAT FOR MEN	EACH	237.50	250.00	420.00	1150.00	800.00	550.00
SECONDHAND SWEETER FOR MEN DUP QLTY	EACH	175.00	225.00	150.00	425.00	500.00	180.00
SECONDHAND WINTER JACKET	EACH	325.00	325.00	300.00	650.00	675.00	350.00
UNDERWEAR AV.QLTY MEDIUM SIZE	EACH	87.50	110.00	150.00	110.00	200.00	225.00
VEST FOR MEN AV.QLTY.	EACH	115.00	120.00	170.00	187.50	220.00	230.00
VEST/SHAMEEZ (WOMEN) AVG. QLTY	EACH	137.50	100.00	150.00	175.00	225.00	175.00
SOCKS NYLON (PAKISTANI)	PAIR	77.50	110.00	120.00	115.00	120.00	125.00
BRASSIER AV.QLTY.	EACH	137.50	135.00	200.00	160.00	240.00	245.00
BRASSIER SUP QLTY	EACH	250.00	540.00	600.00	387.50	650.00	650.00
DOPATTA GEORGETTE AV.QLTY.	EACH	390.00	275.00	200.00	337.50	500.00	450.00
DOPATTA COTTON AV GLTY	EACH	245.00	250.00	180.00	350.00	400.00	250.00
CHADDAR (W/WEAR) (2x2.5 MTR)	EACH	575.00	375.00	300.00	425.00	650.00	450.00
LUNGI/DHOTI(COTTON) AVG. QLTY	EACH	300.00	275.00	300.00	287.50	400.00	350.00
HANDKERCHIEF AVG. QLTY PAK	EACH	45.00	40.00	50.00	32.50	60.00	35.00
HANDKERCHIEF SUP. QLTY PAK	EACH	72.50	80.00	60.00	100.00	70.00	60.00
GLOVES AV QLTY	PAIR	77.50	110.00	115.00	115.00	150.00	225.00
AZARBAND COTTON AVG. QLTY	EACH	27.50	17.50	15.00	17.50	15.00	15.00
SEWING THREAD/REEL(ASLI PARI)	EACH	7.00	6.50	6.00	5.00	6.00	6.00
WASHING CHARGES PAINT & SHIRT	SUIT	95.00	180.00	150.00	125.00	70.00	70.00
DRY CLEANING SUIT COAT PANT	SUIT	350.00	400.00	392.50	487.50	400.00	400.00
WASHING CH. (KAMIZ-SHALWAR)	PAIR	85.00	100.00	70.00	100.00	60.00	70.00
TAILORING SHIRT	EACH	400.00	400.00	300.00	525.00	400.00	500.00
TAILORING CHARGES PANT (MEN)	EACH	775.00	850.00	500.00	725.00	700.00	700.00
TAILORING COAT-PANT SUIT	SUIT	6000.00	4000.00	3050.00	6750.00	4000.00	4000.00
TAILORING AWAMI-SUIT (MALE)	SUIT	575.00	600.00	500.00	675.00	600.00	700.00
TAILORING SUIT FEMALE	SUIT	525.00	750.00	300.00	600.00	500.00	600.00
GENTS SHOES PAUL BATA	PAIR	1199.00	1299.00	1199.00	1199.00	1199.00	1199.00
GENTS SANDAL BATA	PAIR	699.00	699.00	699.00	699.00	699.00	699.00
GENTS SPOUNG CHAPPAL BATA	PAIR	199.00	199.00	199.00	199.00	199.00	199.00
LADIES SANDAL BATA	PAIR	499.00	499.00	499.00	499.00	499.00	499.00

Contd.

7.11 Intercity Consumer Prices October, 2017

Description	Unit	Vehari	Sargodha	Mianwali	Bahawal-pur	Bahawal-nagar	R.Y. Khan
LADIES SPOUNG CHAPPAL BATA	PAIR	179.00	179.00	179.00	179.00	179.00	179.00
CHILD SHOE POWER LITE BATA	PAIR	599.00	599.00	599.00	599.00	599.00	599.00
GENTS SHOE, ART 1109 SERVICE	PAIR	999.00	999.00	999.00	999.00	999.00	999.00
NYLON JOGGER 27 SIZE 2-5 ***	PAIR	1299.00	1299.00	1299.00	1299.00	1299.00	1299.00
CHINA FOOT WEAR AV. QLTY (MALE) *	PAIR	675.00	575.00	400.00	1150.00	500.00	500.00
CHINA FOOT WEAR AV. QLTY (FEMALE) *	PAIR	425.00	550.00	400.00	1150.00	400.00	400.00
CHINA FOOT WEAR AV. QLTY (CHILDREN) *	PAIR	387.50	400.00	400.00	875.00	400.00	400.00
SHOE REPAIR HALF SOLE	PAIR	65.00	150.00	80.00	110.00	100.00	100.00
SHOES POLISH CHARGES AVERAGE SHOP	PAIR	20.00	20.00	15.00	20.00	25.00	25.00
HOUSE RENT (combined)	MONTH	6459.20	6648.33	5261.64	8970.73	5093.12	4843.68
rent 2	pm	6459.20	6648.33	5261.64	8970.73	5093.12	4843.68
RENT3	PM	6459.20	6648.33	5261.64	8970.73	5093.12	4843.68
RENT4	PM	6459.20	6648.33	5261.64	8970.73	5093.12	4843.68
RENT5	PM	6459.20	6648.33	5261.64	8970.73	5093.12	4843.68
RENT6	PM	6459.20	6648.33	5261.64	8970.73	5093.12	4843.68
SYNTHETIC ENEMAL ROBIALAC BALTI 3.64 LTR.	EACH	2350.00	2265.00	1700.00	2361.00	2262.00	2361.00
SYNTHETIC ENEMAL ICI BALTI 3.64 LTR.	EACH	2414.00	2350.00	1975.00	2414.00	2191.00	2414.00
CEMENT (LOCAL) SPECIFY BRAND NAME	BAG	525.00	505.00	500.00	527.50	540.00	540.00
BRICKS (NEW) IST CLASS	P/1000	5250.00	7250.00	5800.00	5550.00	4700.00	6500.00
CEMENT BLOCKS (6"x8"x12")	P/100	0.00	0.00	0.00	0.00	0.00	3500.00
BAJREE	100CFT	5550.00	4350.00	3000.00	5000.00	6000.00	6000.00
SAND (BLACK PIT SAND)	K100CFT	1900.00	1650.00	2500.00	2500.00	2000.00	2000.00
TIMBER SHESHAM LOG IST QUALITY	cubmt.	51502.00	63566.00	52000.00	49440.50	56501.00	56494.00
IRON BAR (M.S. BAR) 1/2"	P/TON	83500.00	73000.00	77000.00	81000.00	77500.00	78000.00
CARPANTER WAGE RATE	P/DAY	800.00	1000.00	1200.00	675.00	750.00	900.00
MASON (RAJ) WAGE RATE	P/DAY	800.00	1150.00	1200.00	825.00	800.00	1000.00
UNSKILLED LABOUR WAGE RATE	P/DAY	425.00	675.00	600.00	525.00	425.00	500.00
PLUMBER WAGE RSTE	P/DAY	800.00	1000.00	1200.00	700.00	800.00	900.00
ELECTICIAN WAGE RATE PER DAY **	P/DAY	800.00	1000.00	1200.00	0.00	700.00	0.00
ELECTICIAN WAGE RATE PER POINT **	P/PNT	80.00	135.00	75.00	110.00	100.00	100.00
WATER CHARGES PER HOUSE	P/MONTH	50.00	125.00	100.00	60.00	100.00	70.00
ELECT.CHARGES UPTO 50 UNITS	P/UNIT	2.00	2.00	2.00	2.00	2.00	2.00
ELECT.CHARGES 01 - 100 UNIT	P/UNIT	6.18	6.18	6.18	6.18	6.18	6.18
ELECT.CHARGES 101 - 300 UNIT	P/UNIT	9.54	9.54	9.54	9.54	9.54	9.54
ELECT.CHARGES 301 - 1000 UNIT	P/UNIT	16.39	16.39	16.39	16.39	16.39	16.39
ELECT.CHARGES ABOVE 1000 UNIT	P/UNIT	18.39	18.39	18.39	18.39	18.39	18.39
ELEC	PM	10.50	10.50	10.50	10.50	10.50	10.50
GAS CHRg upto 3.3719 MMBTU	MMBTU	128.70	128.70	0.00	128.70	128.70	128.70
GAS CHRg 3.3719 - 6.7438 MMBTU	MMBTU	257.40	257.40	0.00	257.40	257.40	257.40
GAS CHRg 6.7438 - 10.1157 MMBTU	MMBTU	257.40	257.40	0.00	257.40	257.40	257.40
GAS CHRg10.1157 - 13.4876 MMBTU	MMBTU	702.00	702.00	0.00	702.00	702.00	702.00
GAS	PM	702.00	702.00	0.00	702.00	702.00	702.00
GAS	PM	409.50	409.50	0.00	409.50	409.50	409.50
KEROSENE OIL	LTR	95.00	80.00	95.00	87.50	100.00	90.00
FIREWOOD WHOLE	40 KG.	490.00	500.00	400.00	625.00	600.00	550.00
CHAIR SHESHAM WOOD WITH ARMS **	EACH	2450.00	3500.00	2000.00	2900.00	3425.00	1500.00
CHAIR PLASTIC (CHAIRMAN) AVERAGE QUALITY	EACH	650.00	1000.00	850.00	1450.00	850.00	850.00
TABLE SHESHAM WOOD (4X2X5") ***	EACH	3350.00	4500.00	3600.00	7800.00	13000.00	6000.00
SOFASET WOODEN WITH FOAM SEAT **	SET	17500.00	18000.00	15000.00	30000.00	17500.00	20000.00
COT IRON (WITH NIWAR)AV.QLTY.	EACH	1550.00	2100.00	2000.00	3900.00	2400.00	2500.00
ALMIRAH (STEEL) 6'X3' 20 GAUGE	EACH	14250.00	12750.00	8500.00	14500.00	12000.00	8000.00
DINNING TABLE 6 CHAIRS A.QLTY	SET	30000.00	26500.00	14000.00	33000.00	26000.00	30000.00
SINGLE BED WITHOUT FOAM MED.	EACH	6250.00	5750.00	4000.00	9250.00	7000.00	7000.00
MATRESS SINGLE(4"THICK)	EACH	5500.00	5000.00	4500.00	5700.00	6300.00	6000.00
FARSHI DARI 12'X9' AV.QLTY	EACH	1275.00	1350.00	1500.00	1950.00	1500.00	1350.00
DARI COTTON (6'x2 1/2) AV.QL	EACH	475.00	550.00	725.00	1550.00	800.00	450.00
CARPET PLAIN AV. QLTY	SQFT.	25.00	37.50	60.00	27.50	42.00	45.00
QUILT (LIHAF) 3 KG. COTTON	EACH	950.00	1750.00	1400.00	1350.00	1200.00	750.00
BLANKET (90" x 54")	EACH	4750.00	5750.00	3500.00	4900.00	4400.00	3800.00
BEDSHEET SINGLE BED SUP.QLTY	EACH	625.00	800.00	600.00	1450.00	700.00	500.00
BED SHEET DOUBLE WITH TWO PILLOW COVERS SUP QLTY	SET	1225.00	1500.00	900.00	2250.00	2500.00	1800.00

Contd.

7.11 Intercity Consumer Prices October, 2017

Description	Unit	Vehari	Sargodha	Mianwali	Bahawal-pur	Bahawal-nagar	R.Y. Khan
TOWEL(3'x2') AV. QALTY	EACH	285.00	190.00	300.00	187.50	450.00	300.00
CEILING FAN 48" SUPER QLTY **	EACH	3000.00	3800.00	3350.00	2900.00	3695.00	3600.00
PEDESTAL FAN 22" SUPER QLTY	EACH	4500.00	4850.00	4000.00	4400.00	5160.00	4500.00
REFG. DAWLENCE 10 CFT. D.DOOR	EACH	32500.00	30000.00	28500.00	31200.00	35600.00	31000.00
D-FREEZER WAVES 8 CFT.	EACH	34300.00	31500.00	28500.00	31500.00	31650.00	29000.00
AIRCONDITIONER 1.5 TON PEL	EACH	35000.00	35000.00	41000.00	38500.00	38500.00	41000.00
SPLIT AIR CONDITIONER 1.5 TON (SPECIFY BRAND NAME)	EACH	49900.00	42000.00	41000.00	51700.00	42000.00	45000.00
AIRCOOLER SUPER ASIA	EACH	14800.00	15500.00	10000.00	15100.00	15000.00	11500.00
WASHING MACHINE SINGER	EACH	15600.00	18500.00	15000.00	17000.00	15850.00	17000.00
SEWING MACHINE(SINGER)	EACH	6450.00	7400.00	5210.00	6900.00	6200.00	7400.00
GIZER LARGE SIZE 30 GALLON CAPACITY SUP QLTY	EACH	23000.00	19500.00	14800.00	18000.00	18500.00	17150.00
GAS BURNER DOUBLE SPFY.BRAND	EACH	1650.00	1900.00	1550.00	1750.00	2200.00	2000.00
ELECT. IRON PHILIPS MDL.1120	EACH	2250.00	2500.00	1600.00	1400.00	2000.00	2200.00
ELECTRIC JUICER FOR APPLE	EACH	8500.00	4350.00	6500.00	4800.00	6000.00	4350.00
S.STEEL DEGHCHI MEDIUM SIZE ***	EACH	750.00	475.00	525.00	1150.00	630.00	630.00
ALUMINIUM COOKING PAN (DEGCHI) MED SIZE	EACH	625.00	475.00	500.00	1050.00	1550.00	1550.00
NON STICK COOKING PAN (DEGCHI) SUP. QLTY	EACH	765.00	875.00	800.00	2100.00	1700.00	1700.00
FRYING PAN STEEL AVG. QLTY MED. SIZE	EACH	350.00	310.00	350.00	700.00	600.00	600.00
TAWA IORN (MEDIUM SIZE) AVG. QLTY	EACH	355.00	255.00	350.00	350.00	350.00	235.00
S.STEEL PLATE A.QLTY.(M.SIZE)	EACH	77.50	70.00	90.00	95.00	85.00	80.00
TABLE SPOON S.STEEL SUP.QLTY.	DOZEN	445.00	550.00	300.00	587.50	500.00	360.00
WATER SET JUG+6 GLASSES (OMROC)	SET	600.00	500.00	600.00	675.00	436.00	450.00
TEA SET PAK. CHINAWARE 21 PCS.	SET	2300.00	2350.00	1500.00	2300.00	2000.00	2400.00
DINNER SET PLASTIC 72 PIECES SUPERIOR QLTY	SET	5800.00	6450.00	7000.00	7250.00	8000.00	7400.00
HOTPOT SET PLASTIC 3 PCS.	SET	1525.00	1450.00	1200.00	2050.00	1250.00	1250.00
BUCKET(BALT) PLASTIC MED.SIZ	EACH	325.00	390.00	300.00	462.50	370.00	250.00
LOTA PLASTIC (MED SIZE) AVERAGE QUALITY	EACH	80.00	50.00	70.00	75.00	80.00	50.00
PRESURE COOKER 4 LTR.	EACH	1675.00	1350.00	1225.00	2100.00	1680.00	1700.00
WATER COOLER 9/10 LTR.PLASTIC ***	EACH	675.00	675.00	800.00	975.00	750.00	500.00
THERMOS STARVAC 1 LTR	EACH	500.00	475.00	400.00	600.00	550.00	500.00
BULB PHILIPS 100-WATTS	EACH	31.25	30.00	30.00	30.00	30.00	30.00
TUBE LIGHT PHILIPS 40 WATTS	EACH	100.00	100.00	110.00	100.00	100.00	100.00
ELECTRIC BLUBS "0" WATTE LOCAL	EACH	20.00	27.50	20.00	20.00	20.00	20.00
ELECTRIC BLUB ENERGY SAVER 14 WATTS	EACH	165.00	180.00	150.00	175.00	170.00	165.00
WASHING SOAP 250 GMS SPECIFY BRAND NAME	EACH	40.00	40.00	35.00	40.00	40.00	40.00
SURF EXCEL 400 GMS POLY BAG	EACH	130.00	104.00	130.00	104.00	104.00	130.00
WASHING POWDER 1000 GRM	EACH	185.00	155.00	150.00	185.00	185.00	155.00
WASHING POWDER (WHEEL/ BONUS) 100 GRAMS	EACH	90.00	90.00	90.00	90.00	90.00	90.00
CLEANSER POWDER VIM 1000 GM	PKT.	83.33	83.33	75.00	83.33	83.33	83.33
FINIS 500 ML	BOTTLE	160.00	218.75	218.75	237.50	250.00	200.00
PHNYLE TYPHONE/FINIS/CARRANITE 3 LITRES	BOTTLE	145.00	160.00	170.00	165.00	160.00	160.00
HARPIC	BOTTLE	155.00	155.00	150.00	155.00	155.00	155.00
BOOT POLISH CHERRY/KIWI 50ML	EACH	136.90	115.00	105.00	136.90	136.77	115.00
ROBIN BLUE (35 GRAMS)	PKT.	60.00	55.00	55.00	60.00	50.00	55.00
TISSU PAPER PERFUMED 100 PCS.	PKT	110.00	105.00	135.00	115.00	120.00	110.00
TOILET PAPER ROLL (R.PETEL)	P/ROLL	45.00	37.50	40.00	45.00	40.00	45.00
BOOT POLISH LIQUID CHEERY BLOSSOM KIWI 75 ML	BOTTLE	160.00	150.00	160.00	150.00	150.00	160.00
MATCH BOX SMALL	EACH	3.00	2.50	2.00	2.50	2.00	2.00
DRY CELL 1.5 VOLT(LOCAL)	EACH	25.00	25.00	25.00	25.00	30.00	25.00
HAND STITCHING NEEDLE M.SIZE	PACKET	10.00	12.50	9.00	10.00	6.00	6.00
SEWING MACHINE NEEDLE (SINGER)	EACH	7.00	5.00	5.00	5.00	8.50	8.50
HOUSEHOLD SERVANT FEMALE P/T	P/MNTH	1500.00	3750.00	2500.00	2000.00	2750.00	1500.00
MARRIAGE HALL WITH FURNITURE	P/HEAD	125.00	190.00	60.00	95.00	105.00	100.00
SEPTRAN TABLETS	10TAB.	19.30	20.00	19.65	19.30	19.30	19.30
BRUFEN TABS 200-MG.	10TAB.	8.90	10.00	10.00	10.00	10.00	10.00
PANADOL TAB. EXTRA/PLAIN	10TAB.	12.00	12.00	12.00	12.00	12.00	12.00
DISPRIN TAB.	10TAB.	12.90	12.00	12.40	12.85	12.95	12.80
TRISIL TAB.	10 TAB	10.00	10.00	10.00	10.00	10.00	10.00
FLAGYL TAB. 200 MG.	10TAB.	10.00	11.20	10.00	10.00	10.00	10.00
VENTOLIN TAB. 2MG.	10TAB.	9.90	10.00	10.00	10.00	10.00	10.00
DAONIL TAB. 5 MG.	10TAB.	17.00	17.00	17.00	16.92	17.00	16.85

Contd.

7.11 Intercity Consumer Prices October, 2017

Description	Unit	Vehari	Sargodha	Mianwali	Bahawal-pur	Bahawal-nagar	R.Y. Khan
ENTOX TAB.	10TAB.	15.00	15.00	15.00	15.00	15.00	15.00
RENITEC TAB. 5 MG.	10TAB.	58.50	58.50	58.50	58.50	58.50	58.50
CAC. 1000 TAB	BOTTLE	124.44	126.00	124.00	124.48	124.22	124.44
AMOXIL CAPSOLE 250 MG.S	10CAP.	35.70	36.00	35.60	35.60	35.70	35.70
CALCIUM SYRUP SANDOZ	BOTTLE	64.00	64.00	64.00	64.00	64.00	64.00
LEDERPLEX SYRUP	BOTTLE	52.74	52.00	52.74	52.74	52.74	52.74
SANCOS SYRUP (50 ML.)	BOTTLE	30.00	30.00	30.00	30.00	30.00	30.00
PHENERGAN SYRUP 120 ML.	BOTTLE	33.00	33.00	33.00	33.00	33.00	33.00
CALPOL SYRUP 60 ML.	BOTTLE	28.39	28.39	28.00	28.39	28.40	28.00
HYDRYLLIN SYRUP 120 ML.	BOTTLE	69.00	69.00	69.00	69.00	69.00	69.00
POLYFAX EYE OINTMENT	TUBE	21.60	21.00	21.00	21.00	21.60	21.00
BETNESOL EYE DROPS	BOTTLE	33.89	33.89	33.89	33.89	33.89	33.87
EAR DROPS (CARDISPORINE) ***	BOTTLE	21.00	25.00	21.00	21.42	21.42	21.00
BETNOVATE-N OINTMENT 5 GMS	TUBE	16.67	17.00	16.00	16.68	16.00	16.00
BURNOL CREAM 30 GRM	TUBE	55.42	55.42	55.42	55.42	55.42	55.42
VICKS VAPORUB/BALM	BOTTLE	36.00	36.00	36.00	36.00	36.00	36.00
GLYCRINE SMALL BOTTLE	BOTTLE	20.00	20.00	25.00	20.00	25.00	20.00
JOUHAR JOSHANDA	PKT.	10.00	10.00	10.00	10.00	10.00	10.00
GALXOS-D (450 GRMS)	PKT.	157.50	157.50	140.00	157.50	157.50	157.50
GRIPE-WATER WOODWARDS	BOTTLE	60.00	60.00	55.00	60.00	60.00	60.00
SANIPLAST ONE PUTTY	EACH	1.40	2.00	2.00	2.00	1.50	1.50
O.R.S. (NIMCOL)	PKT.	18.00	19.00	17.00	18.00	17.00	18.00
DETTOL (MEDIUM)	BOTTLE	80.00	80.00	80.00	65.00	80.00	65.00
COTTON BANDAGE 2" - 4"	EACH	10.00	5.00	10.00	7.00	10.00	8.00
THERMOMETER CHINA	EACH	50.00	60.00	50.00	50.00	50.00	40.00
DOCTOR (MBBS) CLINIC FEE	P/PAT.	100.00	175.00	300.00	200.00	300.00	300.00
URINE TEST (DR) CHARGES	P/TEST	50.00	50.00	100.00	100.00	50.00	100.00
BLOOD TEST (CP) CHARGES	P/TEST	275.00	350.00	250.00	250.00	150.00	350.00
SUGAR TEST (RANDOM/FASTING BOTH) CHARGES	P/TEST	60.00	100.00	200.00	130.00	100.00	150.00
ECG CHARGES	P/TEST	200.00	225.00	225.00	250.00	150.00	200.00
X-RAY (CHEST) CHARGES	P/X-RAY	300.00	375.00	350.00	375.00	200.00	300.00
CAR SUZUKI 800 CC (W/O. A/C)	EACH	679000.00	679000.00	660000.00	689000.00	690000.00	689000.00
CAR SUZUKI 1000 CC	EACH	1391000.00	1124000.00	1050000.00	1275000.00	1080000.00	1275000.00
CAR TOYOTA 1300 CC	EACH	0.00	1753500.00	1441000.00	1819500.00	0.00	1746500.00
CAR HONDA CIVIC	EACH	0.00	2355500.00	0.00	0.00	2125000.00	2586000.00
MOTORCYCLE HONDA CD-70.	EACH	63500.00	63500.00	63500.00	63500.00	63500.00	63500.00
MOTORCYCLE YAMAHA 100CC.	EACH	79500.00	79500.00	79500.00	80500.00	84500.00	85000.00
MOTOR CYCLE HERO 70 CC	EACH	43000.00	42500.00	0.00	47500.00	50000.00	50000.00
BICYCLE WITH TYRES & TUBES	EACH	7550.00	7900.00	7500.00	7350.00	7800.00	8000.00
TYRE CAR WITH TUBE GENERAL	EACH	3700.00	2700.00	3200.00	3800.00	3000.00	2500.00
TYRE MOTOR CYCLE WITHOUT TUBE	EACH	975.00	850.00	1250.00	1125.00	1225.00	950.00
TYRE CYCLE SPECIFY BRAND NAME	EACH	390.00	350.00	350.00	350.00	350.00	350.00
TYRE CAR W/O TUBE	EACH	2725.00	3250.00	2800.00	3500.00	3000.00	2500.00
PETROL SUPER	LITRE	73.50	73.50	73.50	73.50	73.50	73.50
HIGH SPEED DIESEL HSD	LITRE	79.40	79.40	79.40	79.40	79.40	79.40
CNG	K.G.	67.50	67.50	0.00	67.50	67.50	71.50
GAS CYLINDER STAND. SIZE	EACH	1130.00	1200.00	1200.00	1210.00	1300.00	1320.00
MOTOR CYCLE SERVICE CHARGES	EACH	175.00	300.00	300.00	385.00	250.00	250.00
CAR SERVICE CHARGES	EACH	275.00	375.00	400.00	375.00	250.00	350.00
TYRE PUNCTURE CHARGES	EACH	60.00	90.00	100.00	70.00	90.00	80.00
CYCLE OVERHAULING CHARGES	EACH	195.00	350.00	350.00	200.00	300.00	150.00
CAR TAX FOR 800CC TO 1300CC	YEARLY	2650.00	2650.00	2650.00	2650.00	2650.00	2650.00
TRAIN FARE ECO. 1-100 KM.	P/KM.	0.68	0.68	0.68	0.68	0.00	0.68
TRAIN FARE ECO. 101-500 KM.	P/KM.	0.98	0.98	0.98	0.98	0.00	0.98
TRAIN FARE ECO. > 500 KM.	P/KM.	0.89	0.89	0.89	0.89	0.00	0.89
TRAIN FARE IST SLP. 1-100KM	P/KM.	2.10	2.10	2.10	2.10	0.00	2.10
TRAIN FARE IST SLP.101-500 KM	P/KM.	2.59	2.59	2.59	2.59	0.00	2.59
TRAIN FARE IST SLP. > 500 KM	P/KM.	1.99	1.99	1.99	1.99	0.00	1.99
TRAIN FARE A/C SLP. 1-100KM.	P/KM.	5.76	5.76	5.76	5.76	0.00	5.76
TRAIN FARE A/C SLP.101-500KM	P/KM.	4.59	4.59	4.59	4.59	0.00	4.59
TRAIN FARE A/C SLP > 500KM.	P/KM.	4.16	4.16	4.16	4.16	0.00	4.16

Contd.

7.11 Intercity Consumer Prices October, 2017

Description	Unit	Vehari	Sargodha	Mianwali	Bahawal-pur	Bahawal-nagar	R.Y. Khan
PLATEFORM TICKET	EACH	10.00	10.00	10.00	10.00	0.00	10.00
AUTO RICKSHAW FARES	KM/MIN	35.00	55.00	60.00	80.00	50.00	40.00
FULL TONGA CHARGES	KM/MIN	0.00	0.00	75.00	70.00	0.00	0.00
TAXI 4 SEATER FARE	KM/MIN	50.00	50.00	50.00	60.00	100.00	90.00
BUS FARE MIN (WITHIN CITY)	TICKET	0.00	9.00	0.00	0.00	0.00	0.00
BUS FARE MAX (WITHIN CIT	TICKET	0.00	21.00	0.00	0.00	0.00	21.00
BUS FARE OUTSIDE CITY	P/KM.	0.86	0.86	0.86	0.86	0.86	0.86
A/C BUS FARE OUTSIDE CITY	P/KM.	1.37	2.00	1.20	1.51	1.00	1.33
MINIBUS FARE MIN.WITH IN CITY	TICKET	0.00	0.00	0.00	0.00	0.00	0.00
MINIBUS FARE MAX.WITH IN CITY	TICKET	0.00	0.00	0.00	0.00	0.00	0.00
SUZUKI FARE MIN.WITH IN CITY	TICKET	0.00	13.75	15.00	12.00	10.00	0.00
SUZUKI FARE MAXIMUM W.IN CITY	TICKET	0.00	15.00	25.00	18.00	25.00	0.00
AIR FARE ECONOMY CLASS.	P/KM.	0.00	19.26	0.00	19.26	0.00	0.00
POSTAL ENVELOPE DOMESTIC	EACH	8.00	8.00	8.00	8.00	8.00	8.00
ENVELOPE FOR SAUDI ARABIA	EACH	60.00	50.00	50.00	50.00	50.00	50.00
POSTAL REGISTRATION CHARGES	EACH	38.00	38.00	38.00	38.00	38.00	38.00
U.M.S. REG CHARGES MIN.	EACH	59.00	59.00	59.00	59.00	59.00	59.00
T.C.S. CH. MIN.WITH IN ZONE	EACH	180.00	160.00	160.00	160.00	180.00	180.00
TELEPHONE CHARGES LOCAL CALL	P/CALL	3.94	3.94	3.94	3.94	3.94	3.94
TEL CHARGES OUT SIDE CITY	P/CALL	3.94	3.94	3.94	3.94	3.94	3.94
INTERNET CHARGES	P/HOUR	50.00	45.00	45.00	50.00	27.50	27.50
MOBILE CELL CHARGES	P/UNIT	3.00	3.00	3.00	4.50	3.06	3.06
FAX CHARGES (LOCAL)	P/PAGE	22.50	20.00	15.00	15.00	20.00	10.00
TELEPHONE SET AV. QLTY	EACH	1275.00	900.00	525.00	1150.00	800.00	650.00
MOBILE SET NOKIA/SONY/ERICSON/SAMSUNG WITHOUT CAMERA	EACH	3155.00	2600.00	3200.00	5200.00	3650.00	3650.00
T.V. 20" COLORED WEGA H-A21.	EACH	19000.00	22000.00	23250.00	23800.00	18000.00	17500.00
T.V 20" COLOR CHINA/KORIA)	EACH	6650.00	6500.00	14250.00	15300.00	13000.00	12000.00
V.C.P. PANASONIC/LG/NAT	EACH	0.00	0.00	6500.00	5500.00	5000.00	0.00
DVD/VCD PLAYER PANASONIC/LG	EACH	4100.00	5750.00	4500.00	4950.00	5000.00	5500.00
RADIO WITH C.PLAYER NATIONAL	EACH	1500.00	4500.00	3000.00	2100.00	1800.00	1800.00
PERSONNEL COMPUTER (BRANDED)	EACH	45000.00	20000.00	43250.00	35000.00	65000.00	63000.00
VID. CASSETTE BLK. TDK/SONY	EACH	280.00	165.00	150.00	200.00	180.00	100.00
COM. C.D. (TDK/IMATION)	EACH	77.50	55.00	30.00	45.00	50.00	35.00
TAPE RECORDER CASSETTE BLANK	EACH	75.00	50.00	50.00	55.00	50.00	40.00
VIDEO GAME SEGA 16 BYTE	EACH	1200.00	0.00	1500.00	1650.00	1150.00	1150.00
CINEMA A/C. HIGH CLASS	TICKET	0.00	110.00	0.00	0.00	0.00	0.00
CINEMA NON-A/C HIGH CLASS	TICKET	0.00	0.00	0.00	35.00	0.00	30.00
CABLE CHARGES	PER MONT	300.00	250.00	250.00	300.00	300.00	250.00
TV.LICENCE FEE DOMESTIC	YEARLY	420.00	420.00	420.00	420.00	420.00	420.00
ENGLISH BOOK CLASS V1	EACH	73.00	73.00	73.00	73.00	73.00	73.00
ENGLISH BOOK CLASS IX OR X	EACH	130.00	130.00	130.00	130.00	130.00	130.00
ENG. BOOK IST.YR COMPLETE SET	EACH	84.00	84.00	84.00	84.00	84.00	84.00
ENGLISH BOOK BA/B.SC	EACH	178.00	178.00	178.00	178.00	178.00	178.00
URDU BOOK CLASS V (T.B.BORD)	EACH	55.00	55.00	55.00	55.00	55.00	55.00
URDU BOOK CLASS IX/X(T.B.B)	EACH	131.00	131.00	131.00	131.00	131.00	131.00
URDU BOOK IST.YEAR/INTER	EACH	53.00	53.00	53.00	53.00	53.00	53.00
URDU BOOK BA/B.SC	EACH	140.00	140.00	140.00	140.00	140.00	140.00
MATHS BOOK CALSS V (T.B.B)	EACH	78.00	78.00	78.00	78.00	78.00	78.00
MATHS BOOK CLASS IX OR X	EACH	266.00	266.00	266.00	266.00	266.00	266.00
MATHS BOOK IST.YEAR (T.B.B)	EACH	156.00	156.00	156.00	156.00	156.00	156.00
PAKISTAN STUDIES BOOK BA/B.SC	EACH	125.00	125.00	125.00	125.00	125.00	125.00
DAILY "DAWN"	P/COPY	20.00	20.00	20.00	20.00	20.00	20.00
DAILY "JANG"	P/COPY	13.00	13.00	13.00	13.00	13.00	13.00
DAILY "NAWA-E-WAQT"	P/COPY	13.00	13.00	13.00	13.00	13.00	13.00
WEEKLY "AKHBAR-E-JAHAN"	P/COPY	55.00	60.00	55.00	60.00	55.00	60.00
WEEKLY "MAG"	P/COPY	45.00	50.00	45.00	50.00	50.00	50.00
MONTHLY "NAUNEHAL DIGEST"	P/COPY	35.00	35.00	35.00	35.00	35.00	35.00
PAPER FOOLSCAPE (27"x17")	QUIRE	50.00	60.00	45.00	27.50	50.00	50.00
EXERCISE.BOOK LINED 80/100 PGS	EACH	50.00	60.00	45.00	70.00	70.00	70.00
PENCILGOLDFISH/DEER	EACH	6.50	7.00	7.00	5.00	7.50	7.00
PEN INK DOLLOR 57 ML BOTTLE	EACH	20.00	25.00	20.00	20.00	20.00	25.00

Contd.

7.11 Intercity Consumer Prices October, 2017

Description	Unit	Vehari	Sargodha	Mianwali	Bahawal-pur	Bahawal-nagar	R.Y. Khan
PHOTOSTATE PAPER 70 GM	PRT	310.00	350.00	330.00	280.00	350.00	370.00
BALL PEN (local)	EACH	7.00	7.50	7.00	5.00	8.00	8.00
FOUNTAIN PEN HERO/WINGS/CHINA	EACH	50.00	50.00	50.00	45.00	50.00	50.00
PRIVATE SCHOOL FEE ENGLISH MEDIUM AVERAGE STANDARD (CLASS I)	P/MONTH	1437.50	1350.00	1400.00	3562.50	1625.00	1600.00
PRIVATE SCHOOL FEE ENGLISH MEDIUM AVERAGE STANDARD (CLASS V)	P/MONTH	1437.50	1650.00	2000.00	3562.50	1725.00	2100.00
PRIVATE SCHOOL FEE ENGLISH MEDIUM AVERAGE STANDARD (CLASS VI)	P/MONTH	1662.50	1650.00	2500.00	3562.50	1750.00	2400.00
PRIVATE SCHOOL FEE ENGLISH MEDIUM AVERAGE STANDARD (CLASS X)	P/MONTH	1762.50	2350.00	2800.00	3712.50	2125.00	2600.00
PRIVATE MEDICLE COLLEGE FEE MBBS (1ST YEAR)	P/MONTH	0.00	0.00	0.00	0.00	0.00	0.00
PRIVATE ENGINEERING COLLEGE FEE (ISTR YEAR)	P/MONTH	0.00	0.00	14800.00	0.00	0.00	0.00
GOVT. COLLEGE FEE 1ST. YEAR	MONTH	50.00	50.00	60.00	50.00	50.00	50.00
GOVT. COLLEGE FEE 4TH. YEAR	MONTH	60.00	60.00	70.00	60.00	60.00	60.00
GOVT. UNIVERSITY FEE MSC.	MONTH	1333.00	1650.00	2010.00	1333.00	120.00	1480.00
GOVT. MED. COLLEGE FEE MBBS	MONTH	0.00	1500.00	0.00	1250.00	0.00	1250.00
GOVT. ENGG. COLL. FEE I YEAR	MONTH	0.00	4584.00	0.00	2166.67	0.00	1830.00
COACHING FEE FOR CLASS IX/X	P/MONTH	1800.00	550.00	2500.00	1500.00	1100.00	1000.00
COACHING CHARGES FOR CLASS 1ST YEAR/INTER (SCIENCE)	P/MONTH	2400.00	950.00	2800.00	2000.00	1500.00	1200.00
COACHING CHARGES FOR CLASS 1ST YEAR/INTER (COMMERCE)	P/MONTH	2500.00	600.00	1000.00	1500.00	1500.00	1000.00
I.T. TUITION FEES	P/MONTH	3150.00	1284.00	0.00	2417.00	0.00	2000.00
MBA TUITION FEES	P/MONTH	3150.00	2108.00	0.00	3500.00	0.00	6670.00
BREAD TANDOORI ST. SIZE	EACH	5.00	6.50	7.00	5.00	7.00	6.00
COOKED MUTTON (AV. HOTEL)	PLATE	150.00	350.00	140.00	175.00	150.00	150.00
COOKED BEEF (AV. HOTEL)	PLATE	115.00	110.00	120.00	125.00	127.50	80.00
COOKED DAL (AV. HOTEL)	PLATE	50.00	50.00	50.00	60.00	50.00	55.00
CHICKEN BIRYANI FULL/DOUBLE	PLATE	155.00	135.00	170.00	125.00	300.00	120.00
TEA PREPARED (ORDINARY)	CUP	22.50	20.00	20.00	22.50	20.00	20.00
HAIRCUT CHARGES FOR MEN	P/CUT	100.00	100.00	50.00	95.00	95.00	70.00
BEAUTY PORL HAIR STYL. CHARGE	P/STY.	250.00	325.00	250.00	390.00	400.00	300.00
SHAVING CHARGES	PER SHV	45.00	55.00	40.00	50.00	30.00	30.00
LIPSTICK S.MISS/MEDORA	EACH	120.00	120.00	120.00	120.00	120.00	120.00
NAIL POLISH S.MISS/MEDORA	EACH	75.00	115.00	95.00	95.00	70.00	60.00
PERFUME MED.SIZE MEDORA/BROACH	EACH	200.00	200.00	120.00	200.00	230.00	200.00
HAIR-OIL AMLA/CHAMBELI	BOTTLE	120.00	120.00	110.00	120.00	120.00	120.00
TOILET SOAP LUX 95 GRAMS	EACH	36.00	36.00	36.00	38.00	38.00	38.00
TOILET SOAP LIFEBOUY 140 GRM	EACH	42.00	50.00	50.00	42.00	46.66	48.70
TOILET SOAP SAFEGUARD BATH SIZE	EACH	50.00	50.00	60.00	50.00	39.65	50.00
TOOTHPASTE MACKLINES 70 GRM	EACH	50.00	50.00	50.00	50.00	50.00	50.00
TOOTHPAST MED SIZE CLGATE 70 GMS	EACH	68.00	65.00	40.00	65.33	65.00	68.00
TOOTHBRUSH SHEILD A/PLAQUE	EACH	45.00	40.00	50.00	25.00	35.00	30.00
TOOTHPOWDER DENTONIC 90 GRM	EACH	35.00	35.00	32.00	35.00	35.00	35.00
HAIR-COLOUR BEGIN (6 GMS)	EACH	110.00	110.00	110.00	110.00	110.00	110.00
HAIR COLOUR (KALAKOLA)	BOTTLE	130.00	130.00	130.00	130.00	130.00	130.00
FACECREAM PONDS (MEDIUM)	EACH	120.00	235.00	120.00	120.00	120.00	120.00
TALC POWDER VICE ROAY,B.CAT	EACH	152.50	150.00	145.00	155.00	150.00	155.00
BLADE TREET ORDINARY 10'S	PKT.	30.00	40.00	45.00	30.00	40.00	30.00
BLADE 7-O-CLOCK STAIN. 5'S	PKT.	30.00	30.00	40.00	35.00	35.00	30.00
SHAMPOO SUNSILK/PAINTIN 100 ML	BOTTLE	99.00	110.00	99.00	110.00	111.00	110.00
BEAUTY CREAM (FAIR & LOVELY)	EACH	200.00	200.00	200.00	200.00	200.00	200.00
HAIR REMOVING CREAM (EU-CREAM)	TUBE	70.00	70.00	70.00	65.00	70.00	60.00
GEL MEDIUM SIZE	BOTTLE	60.00	120.00	200.00	100.00	135.00	120.00
DISPOSABLE RAZOR GILLET-II	EACH	45.00	42.00	45.00	45.00	50.00	45.00
SHAVING CREAM TOUCH-ME/ADM.	EACH	75.00	70.00	70.00	70.00	70.00	70.00
GOLD TEZABI 24 CT	10 GM.	44410.00	44838.00	46479.50	44581.00	44839.00	44410.00
SILVER TEZABI 24 CT	10 GM.	681.00	668.00	620.00	660.00	669.00	678.00
ARTIFICIAL JEWELLARY SET	SET	637.50	650.00	1000.00	725.00	1000.00	300.00
WRIST WATCH GENTS CITIZEN (ORIGINAL) ***	EACH	3500.00	7000.00	4100.00	7800.00	3200.00	3200.00
WRIST WATCH LADIES CITIZEN (ORIGINAL) ***	EACH	3500.00	7000.00	4100.00	7600.00	3200.00	3200.00
WALL CLOCK QUARTZ AV.QLTY	EACH	662.50	750.00	600.00	1100.00	700.00	800.00
SUITCASE REXIN (24"x16"x6")	EACH	975.00	2000.00	1700.00	1600.00	2200.00	1500.00
TRUNK MEDIUM SIZE ***	EACH	990.00	2000.00	2000.00	1900.00	1400.00	1400.00
PURSE LADIES (LEATHER) AVERAGE QUALITY	EACH	690.00	1100.00	700.00	1150.00	1325.00	1200.00

7.11 Intercity Consumer Prices October, 2017

Description	Unit	Karachi	Hyder- abad	Nawab- shah	Mirpur-khas	Mithi	Sukkar	Larkana	Dadu
WHEAT	10 KG.	350.50	325.00	347.50	330.00	330.00	325.00	325.00	350.00
WHEAT FLOUR FINE/SUPERIOR.	KG.	47.71	45.00	53.75	46.00	42.00	39.00	45.00	40.00
WHEAT FLOUR AVG. QLTY	KG.	40.81	42.00	41.25	40.00	38.00	37.00	37.00	35.00
WHEAT FLOUR BAG	10 KG.	425.38	420.00	369.25	390.00	400.00	370.00	370.00	400.00
MAIDA	KG.	50.88	50.00	51.25	45.00	47.00	50.00	45.00	50.00
SUJI	KG.	53.85	50.00	47.50	45.00	47.00	55.00	49.50	50.00
BESAN AV. QLTY.	KG.	142.69	122.50	111.25	125.00	122.50	135.00	140.00	160.00
RICE BASMATI SUP. QLTY.	KG.	162.31	142.50	110.00	130.00	127.50	140.00	125.00	120.00
RICE BASMATI 385/386	KG.	84.04	77.50	81.25	70.00	66.50	70.00	82.50	100.00
RICE BASMATI BROKEN AV.QLTY	KG.	74.23	75.00	90.50	60.00	65.00	65.00	75.00	60.00
RICE IRRI-6 (SINDH/PUNJAB)	KG.	45.58	45.00	51.25	35.00	36.00	52.50	36.00	40.00
VERMICELLI	KG.	89.62	85.00	82.50	85.00	85.00	80.00	67.50	100.00
BREAD PLAIN MEDIUM SIZE	EACH	45.00	44.00	53.75	45.00	45.00	50.00	45.00	50.00
RUSK (PAPAY)	KG.	190.77	185.00	197.50	150.00	150.00	230.00	250.00	280.00
BISCUITS-PACKED	PKT	40.00	40.00	35.00	35.00	35.00	35.00	37.50	40.00
BISCUIT-BAKERY (LOOSE)	250 GM	88.85	77.50	91.25	55.00	55.00	75.00	130.00	60.00
CORNFLAKS FAUJI 225 GM.	PKT	180.00	171.00	198.00	180.00	180.00	176.00	210.00	162.00
SAMOSA (VEGATABLE)	EACH	12.92	10.00	7.25	12.00	9.00	11.00	15.00	15.00
PASTRY AV.QLTY.	EACH	25.31	25.00	21.25	15.00	11.00	20.00	37.50	20.00
PATTIES (VEGATABLES)	EACH	17.65	10.50	10.00	15.00	11.00	20.00	30.00	20.00
NIMCO	250 GM	88.46	80.00	88.75	70.00	62.50	75.00	85.00	70.00
CHIPS	250 GM	97.50	80.00	98.75	70.00	62.50	80.00	100.00	70.00
BEEF WITH BONE AV.QLTY.	KG	405.77	340.00	352.50	260.00	0.00	325.00	310.00	350.00
MUTTON AV.QLTY.	KG	786.54	725.00	607.50	650.00	600.00	700.00	725.00	700.00
CHICKEN FARM BROILER (LIVE)	KG	130.00	107.50	182.50	120.00	148.00	140.00	110.00	130.00
FISH-RAHU MEDIUM SIZE	KG	314.62	254.38	305.00	300.00	325.00	275.00	275.00	340.00
MILK FRESH (UNBOILED)	LTR.	85.00	84.00	90.00	80.00	70.00	80.00	80.00	90.00
CURD	KG.	129.23	120.00	108.75	100.00	90.00	95.00	95.00	100.00
MILK TETRA PACK 1/2 LTR.	PKT.	65.00	60.00	58.75	60.00	60.00	60.00	60.00	65.00
LACTOGEN 400 GRAMS	PKT.	430.00	440.00	420.00	420.00	427.50	450.00	430.00	430.00
POWDER MILK NIDO 400GM.	PKT	379.49	379.48	402.50	360.00	360.00	358.97	350.76	370.00
MILK POWDER LOOSE/PACKED	KG.	507.88	562.50	560.00	500.00	500.00	480.00	712.50	370.00
BUTTER LOCAL PACKED	50 GM.	25.92	28.00	38.00	32.50	25.00	27.50	28.00	30.00
EGGS FARM	DOZ	105.12	97.75	105.00	95.00	117.00	102.00	95.00	100.00
MUSTARD OIL AV.QLTY.	KG.	177.12	160.00	157.50	150.00	155.00	160.00	190.00	160.00
COOKING OIL (DALDA)	2.5LTR	465.00	469.00	440.00	510.00	510.00	468.00	460.00	500.00
COOKING OIL (PAKWAN) OTHER BRAND SPECIFY	2.5 LTR	435.00	465.00	367.50	400.00	410.00	435.00	400.00	400.00
VEGETABLE GHEE TIN	2.5KG.	460.00	460.00	460.00	495.00	495.00	453.00	450.00	500.00
VEGETABLE GHEE (LOOSE)	KG.	148.65	175.00	156.25	160.00	160.00	145.00	130.00	120.00
DATES AV.QLTY.	KG.	231.54	100.00	151.25	80.00	80.00	175.00	227.50	160.00
PISTACHIO AV.QLTY.	50 GM.	145.00	120.00	107.50	70.00	75.00	150.00	117.50	120.00
ALMONDS WHOLE AV.QLTY.	KG.	801.92	712.50	887.50	650.00	725.00	850.00	1000.00	850.00
COCONUT DRY AV.QLTY.	KG.	369.62	323.75	242.50	340.00	350.00	300.00	360.00	400.00
RAISINS AV.QLTY.	50 GM.	27.40	25.00	23.75	20.00	20.00	25.00	20.00	20.00
GROUNDNUTS (WITH SHELL)	KG.	260.58	160.00	152.50	160.00	165.00	240.00	160.00	200.00
MALTA/MOSAMBI	DOZ	160.38	195.00	0.00	0.00	0.00	90.00	280.00	180.00
KINNU	DOZ	0.00	0.00	0.00	0.00	0.00	0.00	0.00	0.00
APPLE	KG	125.38	72.50	112.50	90.00	95.00	80.00	132.50	150.00
ALOO BUKHARA	KG	0.00	0.00	0.00	0.00	0.00	0.00	0.00	0.00
POMEGRANATE (ANNAR)	KG	164.62	173.75	152.50	150.00	165.00	120.00	190.00	200.00
GRAPES	KG	183.08	207.50	197.50	190.00	205.00	180.00	225.00	200.00
BANANAS	DOZ	53.46	51.25	42.50	45.00	45.00	55.00	65.00	30.00
MANGO KALMI	KG	0.00	0.00	0.00	0.00	0.00	0.00	0.00	0.00
GUAVA	KG	110.77	0.00	42.50	0.00	0.00	70.00	0.00	0.00
WATERMELON (TURBOOZ)	KG	0.00	0.00	0.00	0.00	0.00	0.00	0.00	0.00
MUSKMELON (KHARBOOZA)	KG	0.00	0.00	0.00	0.00	0.00	0.00	0.00	0.00
SWEETMELON (GARMA)	KG	57.88	62.50	97.50	65.00	75.00	65.00	80.00	70.00
PULSE MASOOR (WHOLE)	KG.	97.31	93.75	141.25	75.00	80.00	100.00	90.00	100.00
PULSE MASOOR (WASHED)	KG.	107.31	101.25	151.25	90.00	87.50	110.00	100.00	120.00
PULSE MOONG (WASHED)	KG.	118.08	121.25	157.50	100.00	112.50	125.00	140.00	120.00
PULSE MASH (WASHED)	KG.	150.00	155.63	248.75	120.00	130.00	140.00	165.00	160.00

Contd.

7.11 Intercity Consumer Prices October, 2017

Description	Unit	Karachi	Hyder- abad	Nawab- shah	Mirpur-khas	Mithi	Sukkar	Larkana	Dadu
PULSE GRAM	KG.	126.92	121.25	127.50	110.00	110.00	125.00	120.00	120.00
GRAM WHOLE BLACK AV.QLTY.	KG.	128.65	130.00	70.00	100.00	100.00	130.00	135.00	100.00
GRAM WHOLE YELLOW AV.QLTY	KG.	194.62	190.00	122.50	240.00	250.00	220.00	255.00	240.00
BEANS (LAL LOBIA)	KG.	143.85	122.50	118.75	110.00	115.00	155.00	150.00	160.00
POTATOES	KG	30.96	31.25	41.25	27.50	25.00	30.00	30.00	30.00
ONION	KG	84.23	78.75	55.00	82.50	85.00	75.00	80.00	70.00
TURNIP	KG	58.85	0.00	41.25	80.00	0.00	50.00	40.00	40.00
RADISH	KG	53.08	40.00	32.50	75.00	0.00	50.00	0.00	0.00
TOMATOES	KG	101.92	108.75	47.50	145.00	150.00	80.00	120.00	100.00
CABBAGE	KG	0.00	0.00	0.00	0.00	0.00	0.00	0.00	0.00
CAULIFLOWER	KG	75.00	82.50	52.50	75.00	77.50	50.00	70.00	60.00
BRINJAL	KG	38.46	37.19	48.75	27.50	30.00	25.00	35.00	20.00
PUMPKIN	KG	0.00	0.00	0.00	0.00	0.00	0.00	0.00	0.00
BOTTLEGOURD	KG	45.77	40.00	67.50	27.50	32.50	50.00	45.00	40.00
LADY FINGER	KG	86.15	82.50	75.00	75.00	82.50	75.00	75.00	60.00
PEAS	KG	0.00	0.00	0.00	0.00	0.00	0.00	0.00	0.00
SPINACH	KG	37.31	32.50	41.25	40.00	45.00	35.00	20.00	20.00
TINDA	KG	66.92	64.38	68.75	80.00	70.00	55.00	55.00	30.00
TURAI	KG	59.81	62.50	42.50	75.00	77.50	45.00	55.00	40.00
KARAILA	KG	69.23	65.00	65.00	75.00	80.00	80.00	75.00	60.00
ARVI	KG	56.15	61.25	77.50	55.00	55.00	70.00	55.00	60.00
CHILLIES GREEN	KG	66.92	60.00	47.50	55.00	65.00	40.00	75.00	40.00
CARROT	KG	0.00	0.00	0.00	0.00	0.00	0.00	0.00	0.00
COCUMBER (KHEERA)	KG	56.54	49.13	48.75	55.00	60.00	55.00	55.00	50.00
LEMON	250GM	51.35	40.00	42.50	35.00	40.00	30.00	39.00	40.00
SUGAR REFINED	KG.	57.35	52.00	56.25	52.00	52.50	52.00	53.50	55.00
GUR AV.QLTY	KG.	91.92	81.25	67.50	72.50	67.50	80.00	77.50	70.00
HONEY LANGANESE 500 GM.	BOTTLE	859.62	850.00	830.00	740.00	740.00	750.00	900.00	900.00
MILO 200 GM.	BOTTLE	210.00	215.00	180.00	209.00	190.00	206.00	225.00	200.00
CUSTARD POWDER RAFHAN 300 GM.	PKT	80.00	80.00	75.00	85.00	85.00	85.00	80.00	80.00
TOFFEE (HILAL)	EACH	1.00	1.00	1.00	1.00	1.00	1.00	2.00	1.00
CHOWKELATE CANDY (SMALL SIZE)	EACH	5.00	5.00	10.00	5.00	5.00	5.00	5.00	5.00
SWEETMEAT (MIXED)	KG	499.81	402.50	385.00	375.00	325.00	380.00	500.00	400.00
ICE CREAM WALLS	CUP.	40.00	40.00	41.25	40.00	40.00	40.00	45.00	40.00
ICE	KG	10.00	10.00	20.00	10.00	10.00	9.00	17.50	10.00
JAM AHMED/MITCHELLES	BOTTLE	140.00	140.00	130.00	140.00	140.00	130.00	135.00	130.00
SQUASH-MITCHELLES	BOTTLE	165.00	165.00	140.00	160.00	160.00	150.00	167.50	150.00
ROOH AFZA	BOTTLE	170.00	170.00	170.00	170.00	170.00	170.00	180.00	170.00
JAM-E-SHIREEN	BOTTLE	180.00	180.00	180.00	170.00	170.00	170.00	180.00	180.00
SAUNF	50 GM	22.77	20.00	21.25	10.00	12.00	20.00	20.00	20.00
CINAMON LOOSE AV. QLTY	50 GM.	32.40	25.00	40.00	20.00	15.50	30.00	20.00	20.00
CUMINSEED WHITE NATIONAL	50 GM.	70.00	70.00	70.00	50.00	50.00	52.00	55.00	54.00
PEPPER BLACK NATIONAL	50 GM.	110.00	110.00	110.00	110.00	110.00	110.00	110.00	110.00
CLOVES LOOSE AV.QLTY	50 GM.	81.54	80.00	87.50	63.75	62.50	80.00	95.00	100.00
CARDAMOM LARGE LOOSE AV.QLTY	50 GM.	139.23	102.50	160.00	90.00	105.00	150.00	120.00	100.00
CARDAMOM SMALL AV.QLTY	50 GM.	97.69	100.00	92.50	90.00	100.00	130.00	100.00	120.00
SALT-POWDERED (LAHOR) LOOSE	KG.	12.00	12.00	13.50	10.00	10.00	10.00	10.00	12.00
SALT POWDERED (NATIONAL/SHAN)	PKT	25.00	25.00	28.00	25.00	25.00	25.00	25.00	25.00
CHILLIES POWD.NATIONAL 200GM	PKT	120.00	120.00	105.00	105.00	105.00	105.00	120.00	105.00
CHILLIES POWDER LOOS	KG.	302.31	265.00	242.50	180.00	185.00	250.00	255.00	240.00
CORRIANDER SEED POWD.NATIONAL	PKT	104.00	104.00	104.00	104.00	104.00	104.00	105.00	104.00
CORRIANDER SEED (LOOSE)	KG.	267.50	200.00	257.50	130.00	140.00	240.00	245.00	200.00
TURMERIC POWD.NATIONAL 50GM	PKT.	35.00	35.00	35.00	35.00	35.00	35.00	35.00	35.00
CURRY POWD. NATIONAL 200 GM	PKT.	86.00	87.00	86.00	86.00	86.00	87.00	86.00	86.00
TOMATO KETCHUP AHMED/MITCHL	BOTTLE	90.00	90.00	95.00	85.00	85.00	90.00	120.00	90.00
PICKLES AHMED/MITCHELLES	BOTTLE	120.00	140.00	115.00	140.00	140.00	115.00	120.00	130.00
VINEGAR SYNTHETIC (SIRKA)	BOTTLE	70.00	70.00	90.00	65.00	65.00	80.00	90.00	85.00
GARLIC	KG	175.38	152.50	255.00	145.00	150.00	155.00	150.00	120.00
GINGER	KG	174.62	200.00	142.50	160.00	170.00	200.00	180.00	150.00
TAPAL DANEDAR TEA 200GM PACKET	PKT	178.95	178.94	176.00	170.00	150.00	178.94	178.94	179.00
TEA LIPTON YELLOW LABEL 200GM.	PKT.	178.95	178.94	195.00	195.00	195.00	178.94	178.94	205.00

Contd.

7.11 Intercity Consumer Prices October, 2017

Description	Unit	Karachi	Hyder- abad	Nawab- shah	Mirpur-khas	Mithi	Sukkar	Larkana	Dadu
TEA LOOSE KENYA AV.QLTY 250GM.	PKT.	150.67	150.00	157.50	180.00	200.00	140.00	130.00	130.00
COFFEE-NESCAFE 75 GM. **	BOTTLE	350.00	350.00	320.00	300.00	300.00	320.00	350.00	360.00
COLD DRINK (STANDARD SIZ)	BOTTLE	25.00	25.00	25.00	25.00	25.00	25.00	25.00	25.00
FRUIT JUICE TETRA PACK	PKT.	18.38	20.00	20.00	15.00	15.00	17.50	20.00	20.00
MINERAL WATER NESTLE 1.5 LTR	BOTTLE	50.00	55.00	50.00	50.00	50.00	50.00	47.50	50.00
CIGARETTES K-2 10'S **	PKT	55.00	50.00	60.00	50.00	50.00	50.00	50.00	60.00
CIGARETTES CAPSTAN 10'S **	PKT	55.00	50.00	48.00	50.00	50.00	50.00	48.00	50.00
CIGARETTES GOLD LEAF 20'S	PKT	140.00	140.00	140.00	140.00	140.00	130.00	130.00	130.00
CIGARETTES MORVEN GOLD 20'S	PKT	55.00	50.00	70.00	50.00	50.00	50.00	50.00	50.00
BETEL LEAVES	50GM.	91.15	85.00	72.50	70.00	75.00	100.00	90.00	120.00
BETEL NUTS	KG.	401.54	275.00	317.50	400.00	390.00	420.00	325.00	400.00
LONG CLOTH 57" GUL AHMED/AL-KARAM	METER	180.38	225.00	300.00	190.00	170.00	250.00	200.00	230.00
SHIRTING AV.QLTY.	METER	162.31	140.00	205.00	100.00	95.00	120.00	157.50	130.00
PANT CLOTH W & WEAR AV.QLTY	METER	396.06	387.50	450.00	300.00	300.00	600.00	350.00	300.00
LAWN PRINTED GUL AHMED/AL-KARAM	METER	415.00	240.00	400.00	270.00	275.00	375.00	366.66	260.00
GEORGETTE AV.QLTY	METER	122.12	120.00	225.00	145.00	145.00	150.00	130.00	100.00
LINEN AV.QLTY ***	METER	159.23	140.00	152.50	165.00	175.00	140.00	190.00	110.00
HEAVY WT SUITING LAWERNCPUR AVG QLTY	METER	2200.00	1500.00	1400.00	1400.00	1400.00	1250.00	1100.00	900.00
HEAVY WT SUITING LAWERNCPUR SUP QLTY	METER	2700.00	2500.00	2300.00	1400.00	1500.00	1500.00	1300.00	1300.00
TROPICAL SUITING LAW.PUR	METER	1600.00	1300.00	927.00	900.00	900.00	1000.00	900.00	750.00
PANT BOY 24"/26" LENGTH.	EACH	698.08	525.00	900.00	400.00	375.00	525.00	460.00	600.00
SHIRT BOY 24"/26" LENGTH	EACH	523.08	400.00	800.00	300.00	300.00	450.00	430.00	450.00
SCHOOL UNI. PANT,SHIRT BOYS	SUIT	950.00	811.54	937.50	700.00	700.00	760.00	700.00	630.00
SCHOOL UNI. KAMEEZ,SHAL.BOYS	SUIT	739.42	730.77	850.00	600.00	600.00	760.00	700.00	475.00
SCHOOL UNI. KAMEEZ,SHAL.GIRL	SUIT	803.85	725.00	900.00	700.00	725.00	760.00	700.00	600.00
FROCK W/WEAR GIRLS	EACH	1444.23	1375.00	900.00	600.00	500.00	1000.00	600.00	800.00
AWAMI-SUIT W & W(BOY) 24"/26	SUIT	1140.38	1000.00	1037.50	800.00	750.00	1200.00	1000.00	690.00
AWAMI-SUIT W&W (GENTS)AV.QLTY	SUIT	1857.69	1600.00	1600.00	1200.00	1000.00	1200.00	1000.00	1000.00
PULLOVER GENTS OXFORD/BON.	EACH	3180.00	3100.00	3200.00	2000.00	2000.00	2200.00	3100.00	3000.00
PULLOVER LADIES OXFORD/BON.	EACH	3120.00	3000.00	3000.00	1800.00	1800.00	2000.00	2320.00	2400.00
PULLOVER (GENTS) OTHERS A. QTY	EACH	976.92	900.00	1575.00	600.00	700.00	800.00	850.00	600.00
SECOND-HAND COAT FOR MEN	EACH	452.88	300.00	262.50	275.00	325.00	400.00	400.00	300.00
SECONDHAND SWEETER FOR MEN DUP QLTY	EACH	298.65	140.00	412.50	225.00	212.50	225.00	300.00	250.00
SECONDHAND WINTER JACKET	EACH	501.92	225.00	462.50	190.00	165.00	400.00	400.00	250.00
UNDERWEAR AV.QLTY MEDIUM SIZE	EACH	186.15	120.00	182.50	80.00	77.50	120.00	150.00	60.00
VEST FOR MEN AV.QLTY.	EACH	186.54	120.00	117.50	80.00	70.00	110.00	165.00	100.00
VEST/SHAMEEZ (WOMEN) AVG. QLTY	EACH	147.31	150.00	350.00	75.00	72.50	120.00	150.00	160.00
SOCKS NYLON (PAKISTANI)	PAIR	76.54	80.00	110.00	80.00	52.50	90.00	87.50	60.00
BRASSIER AV.QLTY.	EACH	186.92	180.00	250.00	137.50	82.50	135.00	180.00	100.00
BRASSIER SUP QLTY	EACH	343.46	280.00	400.00	365.00	365.00	300.00	300.00	200.00
DOPATTA GEORGETTE AV.QLTY.	EACH	251.54	200.00	350.00	325.00	310.00	225.00	325.00	250.00
DOPATTA COTTON AV GLTY	EACH	270.00	170.00	300.00	225.00	260.00	175.00	300.00	200.00
CHADDAR (WWEAR) (2x2.5 MTR)	EACH	515.38	400.00	1000.00	350.00	350.00	290.00	520.00	400.00
LUNGI/DHOTI(COTTON) AVG. QLTY	EACH	320.19	287.50	300.00	325.00	310.00	290.00	480.00	250.00
HANDKERCHIEF AVG. QLTY PAK	EACH	53.46	47.50	62.50	42.50	45.00	50.00	50.00	50.00
HANDKERCHIEF SUP. QLTY PAK	EACH	94.62	80.00	120.00	65.00	60.00	80.00	100.00	120.00
GLOVES AV QLTY	PAIR	65.00	60.00	82.50	75.00	65.00	90.00	60.00	150.00
AZARBAND COTTON AVG. QLTY	EACH	15.00	12.00	23.75	11.00	9.00	20.00	32.50	15.00
SEWING THREAD/REEL(ASLI PARI)	EACH	7.00	7.00	7.00	10.00	10.00	7.00	7.00	8.00
WASHING CHARGES PAINT & SHIRT	SUIT	73.08	115.00	52.50	60.00	50.00	65.00	100.00	70.00
DRY CLEANING SUIT COAT PANT	SUIT	319.23	286.67	150.00	200.00	200.00	300.00	285.00	200.00
WASHING CH. (KAMIZ-SHALWAR)	PAIR	73.46	75.00	82.50	50.00	50.00	55.00	65.00	50.00
TAILORING SHIRT	EACH	461.54	356.25	450.00	250.00	250.00	500.00	375.00	350.00
TAILORING CHARGES PANT (MEN)	EACH	761.54	696.88	500.00	300.00	250.00	700.00	550.00	600.00
TAILORING COAT-PANT SUIT	SUIT	5288.46	3450.00	4000.00	3000.00	3000.00	5000.00	3500.00	3200.00
TAILORING AWAMI-SUIT (MALE)	SUIT	688.46	650.00	600.00	500.00	400.00	600.00	750.00	500.00
TAILORING SUIT FEMALE	SUIT	712.50	456.25	500.00	500.00	400.00	600.00	750.00	300.00
GENTS SHOES PAUL BATA	PAIR	1199.00	1199.00	1199.00	1199.00	1199.00	1199.00	1199.00	1199.00
GENTS SANDAL BATA	PAIR	699.00	699.00	699.00	699.00	699.00	699.00	699.00	699.00
GENTS SPOUNG CHAPPAL BATA	PAIR	179.00	179.00	179.00	179.00	179.00	179.00	179.00	179.00
LADIES SANDAL BATA	PAIR	499.00	499.00	499.00	499.00	499.00	499.00	499.00	499.00

Contd.

7.11 Intercity Consumer Prices October, 2017

Description	Unit	Karachi	Hyder- abad	Nawab- shah	Mirpur-khas	Mithi	Sukkar	Larkana	Dadu
LADIES SPOUNG CHAPPAL BATA	PAIR	179.00	179.00	179.00	179.00	179.00	179.00	179.00	179.00
CHILD SHOE POWER LITE BATA	PAIR	599.00	599.00	599.00	599.00	599.00	599.00	599.00	599.00
GENTS SHOE, ART 1109 SERVICE	PAIR	999.00	999.00	999.00	999.00	999.00	999.00	999.00	999.00
NYLON JOGGER 27 SIZE 2-5 ***	PAIR	1299.00	1299.00	1299.00	1299.00	1299.00	1299.00	1299.00	1299.00
CHINA FOOT WEAR AV. QLTY (MALE) *	PAIR	780.77	550.00	447.50	450.00	400.00	625.00	750.00	850.00
CHINA FOOT WEAR AV. QLTY (FEMALE) *	PAIR	763.46	400.00	400.00	250.00	240.00	550.00	300.00	450.00
CHINA FOOT WEAR AV. QLTY (CHILDREN) *	PAIR	630.77	400.00	380.00	200.00	220.00	425.00	300.00	591.00
SHOE REPAIR HALF SOLE	PAIR	135.38	80.00	82.50	80.00	70.00	65.00	200.00	50.00
SHOES POLISH CHARGES AVERAGE SHOP	PAIR	22.12	20.00	20.00	15.00	10.00	18.75	20.00	10.00
HOUSE RENT (combined)	MONTH	11104.93	5902.27	3695.83	4808.14	3425.64	5824.00	4500.00	3370.69
rent 2	pm	11104.93	5902.27	3695.83	4808.14	3425.64	5824.00	4500.00	3370.69
RENT3	PM	11104.93	5902.27	3695.83	4808.14	3425.64	5824.00	4500.00	3370.69
RENT4	PM	11104.93	5902.27	3695.83	4808.14	3425.64	5824.00	4500.00	3370.69
RENT5	PM	11104.93	5902.27	3695.83	4808.14	3425.64	5824.00	4500.00	3370.69
RENT6	PM	11104.93	5902.27	3695.83	4808.14	3425.64	5824.00	4500.00	3370.69
SYNTHETIC ENEMAL ROBIALAC BALTI 3.64 LTR.	EACH	1880.00	1800.00	1600.00	1850.00	1850.00	1900.00	2100.00	1700.00
SYNTHETIC ENEMAL ICI BALTI 3.64 LTR.	EACH	1880.00	2070.00	1892.50	1850.00	1850.00	1900.00	2000.00	1700.00
CEMENT (LOCAL) SPECIFY BRAND NAME	BAG	583.65	585.00	572.50	570.00	570.00	580.00	590.00	565.00
BRICKS (NEW) IST CLASS	P/1000	11750.00	5000.00	6000.00	4900.00	5100.00	5800.00	5000.00	4350.00
CEMENT BLOCKS (6"x8"x12")	P/100	3246.15	2550.00	3800.00	0.00	0.00	0.00	0.00	3000.00
BAJREE	100CFT	4769.23	3000.00	2800.00	3500.00	4650.00	3500.00	3500.00	2500.00
SAND (BLACK PIT SAND)	K100CFT	0.00	1400.00	2500.00	0.00	2000.00	1500.00	1500.00	2000.00
TIMBER SHESHAM LOG IST QUALITY	cubmt.	60000.00	39600.00	28000.00	0.00	0.00	42510.00	44143.00	55500.00
IRON BAR (M.S. BAR) 1/2"	P/TON	78519.23	77000.00	76000.00	77000.00	77500.00	78000.00	79000.00	78000.00
CARPANTER WAGE RATE	P/DAY	861.54	1000.00	900.00	700.00	600.00	800.00	800.00	600.00
MASON (RAJ) WAGE RATE	P/DAY	1061.54	1000.00	1000.00	700.00	700.00	800.00	900.00	1000.00
UNSKILLED LABOUR WAGE RATE	P/DAY	719.23	600.00	450.00	400.00	400.00	400.00	400.00	450.00
PLUMBER WAGE RSTE	P/DAY	861.54	1000.00	800.00	700.00	600.00	800.00	600.00	450.00
ELECTICIAN WAGE RATE PER DAY **	P/DAY	700.00	1000.00	700.00	0.00	0.00	0.00	600.00	500.00
ELECTICIAN WAGE RATE PER POINT **	P/PNT	159.23	100.00	200.00	100.00	75.00	87.50	135.00	80.00
WATER CHARGES PER HOUSE	P/MONTH	157.00	230.00	40.00	20.00	200.00	57.50	150.00	35.00
ELECT.CHARGES UPTO 50 UNITS	P/UNIT	2.00	2.00	2.00	2.00	2.00	2.00	2.00	2.00
ELECT.CHARGES 01 - 100 UNIT	P/UNIT	6.18	6.18	6.18	6.18	6.18	6.18	6.18	6.18
ELECT.CHARGES 101 - 300 UNIT	P/UNIT	9.54	9.54	9.54	9.54	9.54	9.54	9.54	9.54
ELECT.CHARGES 301 - 1000 UNIT	P/UNIT	16.39	16.39	16.39	16.39	16.39	16.39	16.39	16.39
ELECT.CHARGES ABOVE 1000 UNIT	P/UNIT	18.39	18.39	18.39	18.39	18.39	18.39	18.39	18.39
ELEC	PM	10.50	10.50	10.50	10.50	10.50	10.50	10.50	10.50
GAS CHRg upto 3.3719 MMBUT	MMBTU	128.70	128.70	128.70	128.70	0.00	128.70	128.70	128.70
GAS CHRg 3.3719 - 6.7438 MMBUT	MMBTU	257.40	257.40	257.40	257.40	0.00	257.40	257.40	257.40
GAS CHRg 6.7438 - 10.1157 MMBUT	MMBTU	257.40	257.40	257.40	257.40	0.00	257.40	257.40	257.40
GAS CHRg10.1157 - 13.4876 MMBUT	MMBTU	702.00	702.00	702.00	702.00	0.00	702.00	702.00	702.00
GAS	PM	702.00	702.00	702.00	702.00	0.00	702.00	702.00	702.00
GAS	PM	409.50	409.50	409.50	409.50	0.00	409.50	409.50	409.50
KEROSENE OIL	LTR	103.85	81.00	92.50	90.00	97.00	74.00	100.00	110.00
FIREWOOD WHOLE	40 KG.	651.92	550.00	452.50	460.00	410.00	400.00	450.00	450.00
CHAIR SHESHAM WOOD WITH ARMS **	EACH	2200.00	1050.00	2000.00	1000.00	1100.00	2000.00	2600.00	1500.00
CHAIR PLASTIC (CHAIRMAN) AVERAGE QUALITY	EACH	915.38	700.00	800.00	500.00	650.00	700.00	850.00	800.00
TABLE SHESHAM WOOD (4X2X5") ***	EACH	7500.00	3616.67	6000.00	2700.00	2900.00	4500.00	8000.00	5500.00
SOFASET WOODEN WITH FOAM SEAT **	SET	20692.31	12500.00	17875.00	15500.00	14500.00	12500.00	22750.00	20000.00
COT IRON (WITH NIWAR)AV.QLTY.	EACH	2634.62	1600.00	2500.00	2000.00	2000.00	2250.00	3700.00	2800.00
ALMIRAH (STEEL) 6'X3' 20 GUAGE	EACH	10326.92	7375.00	10000.00	6750.00	7150.00	12000.00	10000.00	16000.00
DINNING TABLE 6 CHAIRS A.QLTY	SET	15615.38	26000.00	20500.00	11000.00	11000.00	25000.00	18500.00	25000.00
SINGLE BED WITHOUT FOAM MED.	EACH	6153.85	5533.33	6800.00	3500.00	3800.00	12500.00	5000.00	6500.00
MATRESS SINGLE(4"THICK)	EACH	5200.00	6200.00	4800.00	6410.00	6410.00	4500.00	4750.00	6410.00
FARSHI DARI 12'X9' AV.QLTY	EACH	1492.31	1000.00	1450.00	850.00	850.00	900.00	1380.00	800.00
DARI COTTON (6'x2 1/2') AV.QL	EACH	565.38	400.00	700.00	400.00	500.00	350.00	600.00	300.00
CARPET PLAIN AV. QLTY	SQFT.	66.73	45.00	45.00	45.00	45.00	32.50	90.00	21.00
QUILT (LIHAF) 3 KG. COTTON	EACH	1619.23	975.00	900.00	650.00	725.00	1000.00	950.00	600.00
BLANKET (90" x 54")	EACH	2907.69	3000.00	4125.00	2000.00	2200.00	3750.00	3100.00	3600.00
BEDSHEET SINGLE BED SUP.QLTY	EACH	832.69	600.00	700.00	400.00	400.00	500.00	850.00	600.00
BED SHEET DOUBLE WITH TWO PILLOW COVERS SUP QLTY	SET	1592.31	825.00	1300.00	600.00	600.00	900.00	1500.00	1100.00

Contd.

7.11 Intercity Consumer Prices October, 2017

Description	Unit	Karachi	Hyder- abad	Nawab- shah	Mirpur-khas	Mithi	Sukkar	Larkana	Dadu
TOWEL(3'x2') AV. QALTY	EACH	266.35	180.00	300.00	140.00	150.00	225.00	250.00	150.00
CEILING FAN 48" SUPER QLTY **	EACH	3846.15	3000.00	3000.00	2900.00	2900.00	3500.00	3950.00	3200.00
PEDESTAL FAN 22" SUPER QLTY	EACH	4600.00	4000.00	3800.00	4000.00	4000.00	4500.00	3800.00	4000.00
REFG. DAWLENCE 10 CFT. D.DOOR	EACH	33000.00	32000.00	28000.00	33000.00	33000.00	35000.00	33000.00	28500.00
D-FREEZER WAVES 8 CFT.	EACH	28100.00	27900.00	28000.00	28000.00	28000.00	32000.00	33000.00	26500.00
AIRCONDITIONER 1.5 TON PEL	EACH	40000.00	44000.00	43000.00	35000.00	35000.00	52000.00	47000.00	58500.00
SPLIT AIR CONDITIONER 1.5 TON (SPECIFY BRAND NAME)	EACH	43000.00	46000.00	44500.00	42000.00	42000.00	45000.00	49000.00	47000.00
AIRCOOLER SUPER ASIA	EACH	10500.00	10000.00	9000.00	9500.00	9800.00	12300.00	12500.00	11000.00
WASHING MACHINE SINGER	EACH	17000.00	17000.00	14700.00	17000.00	17000.00	16000.00	15600.00	14700.00
SEWING MACHINE(SINGER)	EACH	7400.00	7400.00	5225.00	7400.00	7400.00	7500.00	5860.00	5200.00
GIZER LARGE SIZE 30 GALLON CAPACITY SUP QLTY	EACH	22600.00	22950.00	22600.00	15000.00	15000.00	17000.00	18800.00	17000.00
GAS BURNER DOUBLE SPFY.BRAND	EACH	2365.38	1600.00	1800.00	1700.00	1700.00	2000.00	1900.00	2000.00
ELECT. IRON PHILIPS MDL.1120	EACH	1700.00	1700.00	2025.00	1250.00	1500.00	1700.00	2500.00	2000.00
ELECTRIC JUICER FOR APPLE	EACH	5286.54	3600.00	6000.00	3000.00	3000.00	3000.00	5000.00	3500.00
S.STEEL DEGHCHI MEDIUM SIZE ***	EACH	715.38	500.00	700.00	480.00	490.00	600.00	560.00	500.00
ALUMINIUM COOKING PAN (DEGCHI) MED SIZE	EACH	715.38	450.00	362.75	370.00	380.00	450.00	560.00	450.00
NON STICK COOKING PAN (DEGCHI) SUP. QLTY	EACH	915.38	550.00	1000.00	600.00	595.00	550.00	560.00	900.00
FRYING PAN STEEL AVG. QLTY MED. SIZE	EACH	381.73	200.00	350.00	260.00	260.00	300.00	500.00	200.00
TAWA IORN (MEDIUM SIZE) AVG. QLTY	EACH	365.38	218.75	312.50	250.00	250.00	300.00	377.50	300.00
S.STEEL PLATE A.QLTY.(M.SIZE)	EACH	93.27	50.00	83.50	55.00	60.00	70.00	120.00	80.00
TABLE SPOON S.STEEL SUP.QLTY.	DOZEN	270.00	300.00	322.50	250.00	280.00	400.00	1237.50	250.00
WATER SET JUG+6 GLASSES (OMROC)	SET	615.38	500.00	787.50	350.00	370.00	600.00	600.00	600.00
TEA SET PAK. CHINAWARE 21 PCS.	SET	1624.62	1200.00	1700.00	1250.00	1450.00	1900.00	1350.00	2500.00
DINNER SET PLASTIC 72 PIECES SUPERIOR QLTY	SET	7153.85	3500.00	5000.00	2600.00	2200.00	6250.00	4700.00	6500.00
HOTPOT SET PLASTIC 3 PCS.	SET	1330.77	1150.00	1200.00	1000.00	1000.00	1500.00	1950.00	1200.00
BUCKET(BALTI) PLASTIC MED.SIZ	EACH	419.23	270.00	705.00	300.00	290.00	300.00	450.00	350.00
LOTA PLASTIC (MED SIZE) AVERAGE QUALITY	EACH	83.46	60.00	57.50	50.00	50.00	67.50	60.00	60.00
PRESURE COOKER 4 LTR.	EACH	1861.54	1600.00	1900.00	900.00	900.00	1425.00	1800.00	1300.00
WATER COOLER 9/10 LTR.PLASTIC ***	EACH	615.38	500.00	929.25	600.00	630.00	800.00	500.00	500.00
THERMOS STARVAC 1 LTR	EACH	457.69	450.00	552.50	350.00	350.00	650.00	500.00	500.00
BULB PHILIPS 100-WATTS	EACH	35.00	35.00	30.00	30.00	30.00	30.00	30.00	40.00
TUBE LIGHT PHILIPS 40 WATTS	EACH	100.00	100.00	100.00	110.00	110.00	97.50	100.00	120.00
ELECTRIC BLUBS "0" WATTE LOCAL	EACH	25.00	25.00	25.00	20.00	20.00	22.00	20.00	25.00
ELECTRIC BLUB ENERGY SAVER 14 WATTS	EACH	170.00	200.00	160.00	110.00	110.00	155.00	180.00	120.00
WASHING SOAP 250 GMS SPECIFY BRAND NAME	EACH	14.00	30.00	36.00	25.00	25.00	26.00	30.00	30.00
SURF EXCEL 400 GMS POLY BAG	EACH	130.00	130.00	130.00	130.00	130.00	104.00	125.00	104.00
WASHING POWDER 1000 GRM	EACH	155.00	155.00	155.00	175.00	175.00	185.00	185.00	150.00
WASHING POWDER (WHEEL/ BONUS) 100 GRAMS	EACH	95.00	95.00	125.00	85.00	90.00	95.00	85.00	90.00
CLEANSER POWDER VIM 1000 GM	PKT.	75.00	83.33	75.00	70.00	75.00	75.00	77.50	80.00
FINIS 500 ML	BOTTLE	180.00	225.00	200.00	125.00	125.00	210.00	170.00	250.00
PHNYLE TYPHONE/FINIS/CARRANITE 3 LITRES	BOTTLE	140.00	120.00	180.00	110.00	110.00	135.00	150.00	150.00
HARPIC	BOTTLE	155.00	155.00	155.00	145.00	145.00	145.00	155.00	155.00
BOOT POLISH CHERRY/KIWI 50ML	EACH	115.00	135.00	105.00	110.00	110.00	115.00	105.00	136.00
ROBIN BLUE (35 GRAMS)	PKT.	35.00	25.67	35.00	30.00	30.00	30.00	30.00	50.00
TISSU PAPER PERFUMED 100 PCS.	PKT	123.27	120.00	100.00	90.00	90.00	100.00	150.00	100.00
TOILET PAPER ROLL (R.PETEL)	P/ROLL	42.00	42.00	35.00	45.00	50.00	35.00	40.00	30.00
BOOT POLISH LIQUID CHEERY BLOSSOM KIWI 75 ML	BOTTLE	160.00	140.00	150.00	120.00	120.00	140.00	160.00	150.00
MATCH BOX SMALL	EACH	2.00	2.00	3.00	3.00	3.00	2.00	2.50	2.00
DRY CELL 1.5 VOLT(LOCAL)	EACH	15.00	15.00	25.00	25.00	25.00	35.00	20.00	25.00
HAND STITCHING NEEDLE M.SIZE	PACKET	9.31	8.00	8.00	5.00	5.00	10.00	10.00	6.00
SEWING MACHINE NEEDLE (SINGER)	EACH	5.00	6.00	9.00	5.00	5.00	10.00	7.00	5.00
HOUSEHOLD SERVANT FEMALE P/T	P/MNTH	2653.85	1031.25	2000.00	800.00	800.00	1625.00	2100.00	1500.00
MARRIAGE HALL WITH FURNITURE	P/HEAD	303.08	117.50	70.00	120.00	60.00	150.00	150.00	80.00
SEPTRAN TABLETS	10TAB.	19.30	20.00	15.00	16.00	15.75	20.00	19.30	20.00
BRUFEN TABS 200-MG.	10TAB.	10.00	10.00	10.00	10.00	10.00	10.00	12.00	10.00
PANADOL TAB. EXTRA/PLAIN	10TAB.	12.00	12.00	10.50	12.00	12.00	13.00	12.00	12.00
DISPRIN TAB.	10TAB.	13.00	12.00	12.25	13.00	13.00	13.00	12.86	12.00
TRISIL TAB.	10 TAB	10.00	10.00	10.00	10.00	10.00	10.00	10.00	10.00
FLAGYL TAB. 200 MG.	10TAB.	10.00	10.00	10.75	10.00	10.00	10.00	10.00	10.00
VENTOLIN TAB. 2MG.	10TAB.	10.00	10.00	10.00	10.00	10.00	10.00	10.00	10.00
DAONIL TAB. 5 MG.	10TAB.	17.00	17.00	18.00	17.00	17.00	17.00	16.83	17.00

Contd.

7.11 Intercity Consumer Prices October, 2017

Description	Unit	Karachi	Hyder- abad	Nawab- shah	Mirpur-khas	Mithi	Sukkar	Larkana	Dadu
ENTOX TAB.	10TAB.	15.00	15.00	15.00	10.00	10.00	15.00	10.00	15.00
RENITEC TAB. 5 MG.	10TAB.	58.50	58.50	60.00	58.00	58.00	60.00	57.00	58.50
CAC. 1000 TAB	BOTTLE	124.14	122.00	122.00	124.00	124.00	122.00	122.00	124.44
AMOXIL CAPSOLE 250 MG.S	10CAP.	35.70	40.00	37.75	35.00	35.00	40.00	35.00	35.60
CALCIUM SYRUP SANDOZ	BOTTLE	64.00	64.00	64.00	64.00	64.00	64.00	64.00	64.65
LEDERPLEX SYRUP	BOTTLE	52.00	52.00	52.00	52.74	52.74	52.00	52.74	52.74
SANCOS SYRUP (50 ML.)	BOTTLE	30.00	30.00	30.00	30.00	30.00	30.00	30.00	30.00
PHENERGAN SYRUP 120 ML.	BOTTLE	33.00	33.00	33.00	33.00	33.00	33.00	33.00	33.00
CALPOL SYRUP 60 ML.	BOTTLE	28.00	28.00	28.00	28.00	28.00	28.00	28.00	28.00
HYDRYLLIN SYRUP 120 ML.	BOTTLE	69.00	69.00	69.00	69.00	69.00	69.00	69.00	69.00
POLYFAX EYE OINTMENT	TUBE	21.00	21.00	21.00	21.00	21.00	22.00	21.00	21.00
BETNESOL EYE DROPS	BOTTLE	33.89	33.89	33.00	34.00	34.00	33.89	34.00	33.89
EAR DROPS (CARDISPORINE) ***	BOTTLE	25.00	25.00	21.00	23.00	23.00	21.00	21.00	21.00
BETNOVATE-N OINTMENT 5 GMS	TUBE	16.68	16.00	16.00	16.00	16.00	16.00	16.00	16.00
BURNOL CREAM 30 GRM	TUBE	55.42	55.42	55.42	55.42	55.42	55.42	55.42	55.42
VICKS VAPORUB/BALM	BOTTLE	36.00	36.00	36.00	36.00	36.00	36.00	36.00	36.00
GLYCRINE SMALL BOTTLE	BOTTLE	20.00	25.00	30.00	15.00	15.00	15.00	15.00	15.00
JOUHAR JOSHANDA	PKT.	10.00	10.00	7.00	10.00	10.00	8.00	10.00	10.00
GALXOS-D (450 GRMS)	PKT.	157.50	157.50	140.00	150.00	150.00	157.50	140.00	157.50
GRIFE-WATER WOODWARDS	BOTTLE	55.00	60.00	50.00	60.00	60.00	60.00	50.00	60.00
SANIPLAST ONE PUTTY	EACH	2.00	2.00	2.00	1.00	1.50	2.00	2.00	2.00
O.R.S. (NIMCOL)	PKT.	18.00	18.00	15.00	17.00	17.00	15.00	17.00	18.00
DETTOL (MEDIUM)	BOTTLE	65.00	65.00	80.00	80.00	80.00	80.00	65.00	65.00
COTTON BANDAGE 2" - 4"	EACH	8.62	8.00	8.00	15.00	15.00	11.25	15.00	10.00
THERMOMETER CHINA	EACH	45.00	40.00	40.00	40.00	35.00	40.00	40.00	50.00
DOCTOR (MBBS) CLINIC FEE	P/PAT.	165.38	100.00	200.00	100.00	100.00	100.00	300.00	200.00
URINE TEST (DR) CHARGES	P/TEST	129.23	90.00	140.00	70.00	70.00	170.00	150.00	50.00
BLOOD TEST (CP) CHARGES	P/TEST	265.38	212.50	300.00	200.00	200.00	290.00	250.00	200.00
SUGAR TEST (RANDOM/FASTING BOTH) CHARGES	P/TEST	315.38	160.00	240.00	200.00	200.00	200.00	300.00	120.00
ECG CHARGES	P/TEST	361.54	225.00	350.00	200.00	200.00	350.00	200.00	200.00
X-RAY (CHEST) CHARGES	P/IX-RAY	330.77	318.75	400.00	200.00	200.00	300.00	400.00	200.00
CAR SUZUKI 800 CC (W/O. A/C)	EACH	679000.00	664500.00	630000.00	679000.00	0.00	630000.00	679000.00	0.00
CAR SUZUKI 1000 CC	EACH	1250000.00	1187000.00	1044000.00	1250000.00	0.00	0.00	0.00	0.00
CAR TOYOTA 1300 CC	EACH	1894000.00	1777500.00	1767500.00	0.00	0.00	0.00	0.00	0.00
CAR HONDA CIVIC	EACH	2363000.00	0.00	2053000.00	0.00	0.00	0.00	0.00	0.00
MOTORCYCLE HONDA CD-70.	EACH	63500.00	63500.00	64000.00	63500.00	63500.00	63500.00	63500.00	63500.00
MOTORCYCLE YAMAHA 100CC.	EACH	78600.00	79300.00	0.00	0.00	0.00	78500.00	79300.00	0.00
MOTOR CYCLE HERO 70 CC	EACH	45000.00	43000.00	44000.00	44500.00	0.00	43000.00	44000.00	0.00
BICYCLE WITH TYRES & TUBES	EACH	6303.85	7600.00	9000.00	7500.00	7900.00	8000.00	8000.00	7000.00
TYRE CAR WITH TUBE GENERAL	EACH	3500.00	2800.00	3800.00	3000.00	3200.00	3200.00	3600.00	3450.00
TYRE MOTOR CYCLE WITHOUT TUBE	EACH	838.46	900.00	1210.00	1200.00	1225.00	800.00	900.00	1050.00
TYRE CYCLE SPECIFY BRAND NAME	EACH	298.46	350.00	400.00	380.00	390.00	350.00	360.00	420.00
TYRE CAR W/O TUBE	EACH	2700.00	2700.00	3200.00	3200.00	3260.00	2700.00	2800.00	3150.00
PETROL SUPER	LITRE	73.50	74.25	73.88	75.30	75.60	73.50	73.50	73.50
HIGH SPEED DIESEL HSD	LITRE	79.40	79.40	79.40	79.40	79.40	79.40	79.40	79.40
CNG	K.G.	76.99	74.99	0.00	76.99	0.00	76.99	74.99	76.99
GAS CYLINDER STAND. SIZE	EACH	1100.00	1210.00	900.00	1400.00	1460.00	1210.00	1320.00	1320.00
MOTOR CYCLE SERVICE CHARGES	EACH	371.15	300.00	250.00	250.00	250.00	350.00	450.00	250.00
CAR SERVICE CHARGES	EACH	438.46	450.00	500.00	300.00	300.00	350.00	600.00	400.00
TYRE PUNCTURE CHARGES	EACH	50.00	60.00	72.50	70.00	50.00	75.00	80.00	80.00
CYCLE OVERHAULING CHARGES	EACH	203.85	300.00	275.00	200.00	200.00	300.00	300.00	200.00
CAR TAX FOR 800CC TO 1300CC	YEARLY	1750.00	1750.00	1750.00	1750.00	1750.00	1750.00	1750.00	1750.00
TRAIN FARE ECO. 1-100 KM.	P/KM.	0.68	0.68	0.68	0.68	0.00	0.68	0.68	0.68
TRAIN FARE ECO. 101-500 KM.	P/KM.	0.98	0.98	0.98	0.98	0.00	0.98	0.98	0.98
TRAIN FARE ECO. > 500 KM.	P/KM.	0.89	0.89	0.89	0.89	0.00	0.89	0.89	0.89
TRAIN FARE IST SLP. 1-100KM	P/KM.	2.10	2.10	2.10	2.10	0.00	2.10	2.10	2.10
TRAIN FARE IST SLP.101-500 KM	P/KM.	2.59	2.56	2.59	2.59	0.00	2.59	2.59	2.59
TRAIN FARE IST SLP. > 500 KM	P/KM.	1.99	1.99	1.99	1.99	0.00	1.99	1.99	1.99
TRAIN FARE A/C SLP. 1-100KM.	P/KM	5.76	5.76	5.76	5.76	0.00	5.76	5.76	5.76
TRAIN FARE A/C SLP.101-500KM	P/KM.	4.59	4.59	4.73	4.59	0.00	4.59	4.59	4.59
TRAIN FARE A/C SLP > 500KM.	P/KM	4.16	4.16	4.16	4.16	0.00	4.16	4.16	4.16

Contd.

7.11 Intercity Consumer Prices October, 2017

Description	Unit	Karachi	Hyder- abad	Nawab- shah	Mirpur-khas	Mithi	Sukkar	Larkana	Dadu
PLATEFORM TICKET	EACH	10.00	10.00	10.00	10.00	0.00	10.00	10.00	10.00
AUTO RICKSHAW FARES	KM/MIN	60.00	40.00	80.00	60.00	90.00	80.00	52.50	40.00
FULL TONGA CHARGES	KM/MIN	70.00	80.00	35.00	60.00	0.00	80.00	65.00	0.00
TAXI 4 SEATER FARE	KM/MIN	70.00	60.00	100.00	90.00	90.00	80.00	200.00	60.00
BUS FARE MIN (WITHIN CITY)	TICKET	10.00	10.00	0.00	10.00	0.00	0.00	0.00	0.00
BUS FARE MAX (WITHIN CIT	TICKET	15.00	15.00	0.00	10.00	0.00	0.00	0.00	0.00
BUS FARE OUTSIDE CITY	P/KM.	0.75	0.75	0.75	0.75	0.75	0.75	0.75	0.75
A/C BUS FARE OUTSIDE CITY	P/KM.	1.35	1.35	1.35	1.35	1.35	1.35	1.35	1.35
MINIBUS FARE MIN.WITH IN CITY	TICKET	10.00	10.00	0.00	0.00	0.00	0.00	0.00	0.00
MINIBUS FARE MAX.WITH IN CITY	TICKET	16.00	16.00	0.00	0.00	0.00	0.00	0.00	0.00
SUZUKI FARE MIN.WITH IN CITY	TICKET	10.00	10.00	0.00	10.00	0.00	10.00	10.00	0.00
SUZUKI FARE MAXIMUM W.IN CITY	TICKET	16.54	15.00	0.00	10.00	0.00	30.00	10.00	0.00
AIR FARE ECONOMY CLASS.	P/KM.	19.26	19.26	19.26	0.00	0.00	19.26	19.26	0.00
POSTAL ENVELOPE DOMESTIC	EACH	8.00	8.00	8.00	8.00	8.00	8.00	8.00	8.00
ENVELOPE FOR SAUDI ARABIA	EACH	50.00	50.00	50.00	50.00	50.00	50.00	50.00	45.00
POSTAL REGISTRATION CHARGES	EACH	38.00	38.00	38.00	38.00	38.00	38.00	38.00	28.00
U.M.S. REG CHARGES MIN.	EACH	59.00	59.00	60.00	60.00	60.00	59.00	60.00	60.00
T.C.S. CH. MIN.WITH IN ZONE	EACH	180.00	150.00	150.00	110.00	110.00	110.00	180.00	120.00
TELEPHONE CHARGES LOCAL CALL	P/CALL	3.94	3.94	3.94	3.94	3.94	3.94	3.94	3.94
TEL CHARGES OUT SIDE CITY	P/CALL	3.94	3.94	3.94	3.94	3.94	3.94	3.94	3.94
INTERNET CHARGES	P/HOUR	20.00	25.00	42.50	20.00	20.00	30.00	20.00	30.00
MOBILE CELL CHARGES	P/UNIT	3.00	3.00	3.06	3.00	3.00	5.00	3.50	3.06
FAX CHARGES (LOCAL)	P/PAGE	15.00	20.00	15.00	15.00	20.00	20.00	22.50	30.00
TELEPHONE SET AV. QLTY	EACH	1084.62	800.00	500.00	600.00	650.00	562.50	1250.00	550.00
MOBILE SET NOKIA/SONY/ERICSON/SAMSUNG WITHOUT CAMERA	EACH	2600.00	2600.00	3200.00	2250.00	2300.00	2700.00	3200.00	2400.00
T.V. 20" COLORED WEGA H-A21.	EACH	19500.00	19000.00	4000.00	18000.00	18000.00	17500.00	20500.00	14000.00
T.V 20" COLOR CHINA/KORIA)	EACH	14000.00	13000.00	11000.00	10000.00	10000.00	12000.00	9000.00	11000.00
V.C.P. PANASONIC/LG/NAT	EACH	4000.00	5000.00	5000.00	6000.00	6000.00	5600.00	4800.00	4500.00
DVD/VCD PLAYER PANASONIC/LG	EACH	4500.00	3500.00	2000.00	3500.00	3000.00	4500.00	3000.00	2200.00
RADIO WITH C.PLAYER NATIONAL	EACH	2009.62	3500.00	3500.00	1500.00	1500.00	2000.00	2800.00	2000.00
PERSONNEL COMPUTER (BRANDED)	EACH	43384.62	40000.00	58000.00	46000.00	46000.00	45000.00	45000.00	27000.00
VID. CASSETTE BLK. TDK/SONY	EACH	140.00	140.00	200.00	120.00	120.00	140.00	170.00	160.00
COM. C.D. (TDK/IMATION)	EACH	50.00	80.00	60.00	50.00	55.00	50.00	50.00	50.00
TAPE RECORDER CASSETTE BLANK	EACH	50.00	60.00	50.00	50.00	55.00	50.00	50.00	50.00
VIDEO GAME SEGA 16 BYTE	EACH	1400.00	1100.00	1100.00	1800.00	0.00	1350.00	1500.00	1150.00
CINEMA A/C. HIGH CLASS	TICKET	150.00	100.00	0.00	30.00	0.00	0.00	0.00	0.00
CINEMA NON-A/C HIGH CLASS	TICKET	120.00	40.00	50.00	20.00	0.00	0.00	60.00	35.00
CABLE CHARGES	PER MONT	400.00	300.00	250.00	300.00	200.00	300.00	375.00	300.00
TV.LICENCE FEE DOMESTIC	YEARLY	420.00	420.00	420.00	420.00	420.00	420.00	420.00	420.00
ENGLISH BOOK CLASS V1	EACH	56.65	56.65	56.65	56.65	56.65	56.65	56.65	56.65
ENGLISH BOOK CLASS IX OR X	EACH	43.15	43.15	43.15	43.15	43.15	43.15	43.15	43.15
ENG. BOOK IST.YR COMPLETE SET	EACH	118.15	118.15	118.15	118.15	118.15	118.15	118.15	118.15
ENGLISH BOOK BA/B.SC	EACH	150.00	150.00	150.00	150.00	150.00	150.00	150.00	150.00
URDU BOOK CLASS V (T.B.BORD)	EACH	64.80	64.80	64.80	64.80	64.80	64.80	64.80	64.80
URDU BOOK CLASS IX/X(T.B.B)	EACH	53.35	53.35	53.35	53.35	53.35	53.35	53.35	53.35
URDU BOOK IST.YEAR/INTER	EACH	46.10	46.10	46.10	46.10	46.10	46.10	46.10	46.10
URDU BOOK BA/B.SC	EACH	120.00	120.00	120.00	120.00	120.00	120.00	120.00	120.00
MATHS BOOK CALSS V (T.B.B)	EACH	117.25	117.25	117.25	117.25	117.25	117.25	117.25	117.25
MATHS BOOK CLASS IX OR X	EACH	191.85	191.85	191.85	191.85	191.85	191.85	191.85	191.85
MATHS BOOK IST.YEAR (T.B.B)	EACH	115.90	115.90	115.90	115.90	115.90	115.90	115.90	115.90
PAKISTAN STUDIES BOOK BA/B.SC	EACH	125.00	125.00	125.00	125.00	125.00	125.00	125.00	125.00
DAILY "DAWN"	P/COPY	20.00	20.00	20.00	20.00	20.00	20.00	20.00	20.00
DAILY "JANG"	P/COPY	13.00	13.00	13.00	13.00	13.00	13.00	13.00	13.00
DAILY "NAWA-E-WAQT"	P/COPY	13.00	13.00	13.00	13.00	13.00	13.00	13.00	13.00
WEEKLY "AKHBAR-E-JAHAN"	P/COPY	55.00	55.00	55.00	55.00	55.00	55.00	55.00	55.00
WEEKLY "MAG"	P/COPY	45.00	45.00	45.00	45.00	45.00	45.00	45.00	45.00
MONTHLY "NAUNEHAL DIGEST"	P/COPY	35.00	35.00	35.00	35.00	35.00	35.00	35.00	35.00
PAPER FOOLSCAPE (27"x17")	QUIRE	46.54	45.00	27.00	30.00	25.00	45.00	52.50	35.00
EXERCISE.BOOK LINED 80/100 PGS	EACH	36.54	30.00	30.00	20.00	15.00	60.00	30.00	20.00
PENCILGOLDFISH/DEER	EACH	8.00	7.00	6.00	8.00	8.00	6.00	6.00	6.00
PEN INK DOLLOR 57 ML BOTTLE	EACH	25.00	25.00	20.00	30.00	30.00	25.00	25.00	20.00

Contd.

7.11 Intercity Consumer Prices October, 2017

Description	Unit	Karachi	Hyder- abad	Nawab- shah	Mirpur-khas	Mithi	Sukkar	Larkana	Dadu
PHOTOSTATE PAPER 70 GM	PRT	480.00	300.00	360.00	320.00	350.00	400.00	350.00	340.00
BALL PEN (local)	EACH	8.00	6.00	7.00	10.00	10.00	7.00	7.00	8.00
FOUNTAIN PEN HERO/WINGS/CHINA	EACH	40.00	35.00	50.00	20.00	25.00	40.00	50.00	30.00
PRIVATE SCHOOL FEE ENGLISH MEDIUM AVERAGE STANDARD (CLASS I)	P/MONTH	1150.00	1250.00	1500.00	700.00	500.00	1500.00	1350.00	1760.00
PRIVATE SCHOOL FEE ENGLISH MEDIUM AVERAGE STANDARD (CLASS V)	P/MONTH	1242.31	1237.50	2100.00	1000.00	500.00	1500.00	1450.00	2185.00
PRIVATE SCHOOL FEE ENGLISH MEDIUM AVERAGE STANDARD (CLASS VI)	P/MONTH	1800.00	1200.00	2700.00	1000.00	700.00	1800.00	1450.00	2185.00
PRIVATE SCHOOL FEE ENGLISH MEDIUM AVERAGE STANDARD (CLASS X)	P/MONTH	1800.00	1575.00	4000.00	1200.00	700.00	1800.00	1650.00	2415.00
PRIVATE MEDICLE COLLEGE FEE MBBS (1ST YEAR)	P/MONTH	54166.66	57250.00	0.00	40000.00	0.00	0.00	0.00	0.00
PRIVATE ENGINEERING COLLEGE FEE (ISTR YEAR)	P/MONTH	9167.00	0.00	0.00	0.00	0.00	0.00	0.00	0.00
GOVT. COLLEGE FEE 1ST. YEAR	MONTH	55.00	35.00	45.83	35.00	35.00	35.00	27.50	27.50
GOVT. COLLEGE FEE 4TH. YEAR	MONTH	81.55	75.00	67.50	67.50	70.00	67.50	75.00	60.00
GOVT. UNIVERSITY FEE MSC.	MONTH	1500.00	1000.00	1550.00	354.17	354.17	0.00	0.00	354.17
GOVT. MED. COLLEGE FEE MBBS	MONTH	2658.00	2200.00	1466.67	0.00	2000.00	2750.00	5020.83	2000.00
GOVT. ENGG. COLL. FEE I YEAR	MONTH	2068.00	1083.00	500.00	0.00	0.00	0.00	666.66	0.00
COACHING FEE FOR CLASS IX/X	P/MONTH	1800.00	500.00	2500.00	1000.00	1000.00	1000.00	700.00	700.00
COACHING CHARGES FOR CLASS 1ST YEAR/INTER (SCIENCE)	P/MONTH	2000.00	1000.00	4000.00	1500.00	1500.00	2000.00	1000.00	1000.00
COACHING CHARGES FOR CLASS 1ST YEAR/INTER (COMMERCE)	P/MONTH	1846.15	600.00	3000.00	700.00	1000.00	1080.00	800.00	500.00
I.T. TUITION FEES	P/MONTH	3000.00	2000.00	915.00	0.00	0.00	1750.00	2033.33	600.00
MBA TUITION FEES	P/MONTH	8153.85	2500.00	2000.00	0.00	0.00	8200.00	2205.00	0.00
BREAD TANDOORI ST. SIZE	EACH	10.00	10.00	10.00	8.00	8.00	10.00	7.50	6.00
COOKED MUTTON (AV. HOTEL)	PLATE	159.23	150.00	150.00	125.00	130.00	175.00	155.00	70.00
COOKED BEEF (AV. HOTEL)	PLATE	81.15	77.50	70.00	80.00	50.00	100.00	100.00	50.00
COOKED DAL (AV. HOTEL)	PLATE	60.38	52.50	65.00	50.00	50.00	50.00	65.00	50.00
CHICKEN BIRYANI FULL/DOUBLE	PLATE	167.69	140.00	100.00	100.00	100.00	165.00	200.00	120.00
TEA PREPARED (ORDINARY)	CUP	21.54	20.00	25.00	30.00	25.00	27.50	27.50	20.00
HAIRCUT CHARGES FOR MEN	P/CUT	79.62	75.00	100.00	50.00	50.00	70.00	115.00	60.00
BEAUTY PORL HAIR STYL CHARGE	P/STY.	457.69	350.00	250.00	150.00	100.00	175.00	375.00	250.00
SHAVING CHARGES	PER SHV	44.23	40.00	50.00	20.00	20.00	35.00	60.00	30.00
LIPSTICK S.MISS/MEDORA	EACH	120.00	120.00	120.00	120.00	120.00	100.00	120.00	90.00
NAIL POLISH S.MISS/MEDORA	EACH	110.00	110.00	95.00	110.00	110.00	85.00	80.00	50.00
PERFUME MED.SIZE MEDORA/BROACH	EACH	220.00	120.00	200.00	220.00	220.00	120.00	220.00	185.00
HAIR-OIL AMLA/CHAMBELI	BOTTLE	120.00	120.00	130.00	120.00	120.00	130.00	120.00	120.00
TOILET SOAP LUX 95 GRAMS	EACH	45.60	46.14	42.00	35.00	42.00	46.00	40.53	44.00
TOILET SOAP LIFEBOUY 140 GRM	EACH	42.00	46.66	45.00	42.00	42.00	42.00	47.00	47.00
TOILET SOAP SAFEGUARD BATH SIZE	EACH	50.00	48.00	46.00	50.00	50.00	50.00	50.00	50.00
TOOTHPASTE MACKLINES 70 GRM	EACH	50.00	50.00	50.00	50.00	50.00	50.00	50.00	50.00
TOOTHPAST MED SIZE CLGATE 70 GMS	EACH	63.47	68.00	65.00	68.00	68.00	65.00	68.00	65.00
TOOTHBRUSH SHEILD A/PLAUQUE	EACH	35.00	35.00	40.00	35.00	40.00	45.00	60.00	35.00
TOOTHPOWDER DENTONIC 90 GRM	EACH	32.00	32.00	28.00	22.00	25.00	28.00	35.00	25.00
HAIR-COLOUR BEGIN (6 GMS)	EACH	105.19	110.00	100.00	110.00	100.00	100.00	110.00	100.00
HAIR COLOUR (KALAKOLA)	BOTTLE	130.00	130.00	130.00	130.00	130.00	130.00	135.00	130.00
FACECREAM PONDS (MEDIUM)	EACH	120.00	120.00	110.00	120.00	120.00	120.00	120.00	120.00
TALC POWDER VICE ROAY,B.CAT	EACH	145.00	145.00	130.00	150.00	160.00	150.00	160.00	145.00
BLADE TREET ORDINARY 10'S	PKT.	40.00	40.00	42.00	40.00	40.00	45.00	45.00	40.00
BLADE 7-O-CLOCK STAIN. 5'S	PKT.	35.00	35.00	35.00	30.00	32.00	38.00	32.50	35.00
SHAMPOO SUNSILK/PAINTIN 100 ML	BOTTLE	110.00	110.00	110.00	99.00	99.00	100.00	110.00	100.00
BEAUTY CREAM (FAIR & LOVELY)	EACH	115.00	75.00	185.00	200.00	200.00	185.00	185.00	200.00
HAIR REMOVING CREAM (EU-CREAM)	TUBE	65.00	65.00	65.00	65.00	65.00	65.00	65.00	65.00
GEL MEDIUM SIZE	BOTTLE	60.00	60.00	65.00	55.00	75.00	70.00	100.00	120.00
DISPOSABLE RAZOR GILLET-II	EACH	45.00	45.00	45.00	40.00	40.00	45.00	40.00	40.00
SHAVING CREAM TOUCH-ME/ADM.	EACH	70.00	65.00	70.00	55.00	60.00	55.00	70.00	60.00
GOLD TEZABI 24 CT	10 GM.	45085.00	43200.00	43000.00	45000.00	45150.00	44800.00	44150.00	44166.00
SILVER TEZABI 24 CT	10 GM.	668.57	605.00	787.50	668.00	660.00	625.00	600.00	720.00
ARTIFICIAL JEWELLARY SET	SET	1267.31	500.00	1700.00	375.00	500.00	600.00	1800.00	250.00
WRIST WATCH GENTS CITIZEN (ORIGINAL) ***	EACH	2861.54	3100.00	3750.00	2500.00	2600.00	2600.00	3050.00	2500.00
WRIST WATCH LADIES CITIZEN (ORIGINAL) ***	EACH	2861.54	3050.00	3750.00	2500.00	2600.00	2500.00	2550.00	2500.00
WALL CLOCK QUARTZ AV.QLTY	EACH	500.96	312.50	500.00	350.00	300.00	500.00	500.00	250.00
SUITCASE REXIN (24"x16"x6")	EACH	1688.46	975.00	1600.00	900.00	900.00	1550.00	1500.00	1300.00
TRUNK MEDIUM SIZE ***	EACH	1900.00	1450.00	3000.00	1200.00	1150.00	3125.00	1250.00	1200.00
PURSE LADIES (LEATHER) AVERAGE QUALITY	EACH	1759.62	725.00	1500.00	650.00	555.00	600.00	1300.00	400.00

7.11 Intercity Consumer Prices October, 2017

Description	Unit	Peshawar	Mardan	Abbott- abad	Bannu	D.I. Khan	Mingora
WHEAT	10 KG.	330.00	340.00	450.00	322.50	312.50	300.00
WHEAT FLOUR FINE/SUPERIOR.	KG.	42.00	42.50	50.00	39.50	37.88	37.00
WHEAT FLOUR AVG. QLTY	KG.	36.17	36.50	40.00	37.50	35.00	36.00
WHEAT FLOUR BAG	10 KG.	362.50	365.00	400.00	375.00	366.25	360.00
MAIDA	KG.	51.67	50.00	50.00	51.00	47.50	70.00
SUJI	KG.	55.00	50.00	50.00	50.00	48.00	50.00
BESAN AV. QLTY.	KG.	129.58	130.00	130.00	140.00	132.50	160.00
RICE BASMATI SUP. QLTY.	KG.	120.67	125.00	130.00	120.00	122.50	115.00
RICE BASMATI 385/386	KG.	98.33	100.00	85.00	110.00	100.00	80.00
RICE BASMATI BROKEN AV.QLTY	KG.	74.17	70.00	85.00	52.50	67.50	60.00
RICE IRRI-6 (SINDH/PUNJAB)	KG.	47.50	50.00	50.00	61.00	52.50	50.00
VERMICELLI	KG.	72.50	71.00	90.00	70.00	72.50	80.00
BREAD PLAIN MEDIUM SIZE	EACH	35.00	35.00	35.00	35.00	30.00	40.00
RUSK (PAPAY)	KG.	200.00	200.00	160.00	140.00	147.50	260.00
BISCUITS-PACKED	PKT	34.17	35.00	40.00	40.00	37.50	33.75
BISCUIT-BAKERY (LOOSE)	250 GM	69.58	68.75	60.00	61.25	55.00	70.00
CORNFLAKS FAUJI 225 GM.	PKT	204.67	200.00	205.00	175.00	200.00	170.00
SAMOSAS (VEGATABLE)	EACH	7.67	10.00	10.00	17.50	10.00	10.00
PASTRY AV.QLTY.	EACH	23.33	20.00	20.00	20.00	25.00	20.00
PATTIES (VEGATABLES)	EACH	30.00	20.00	20.00	30.00	20.00	15.00
NIMCO	250 GM	48.33	50.00	50.00	57.50	51.25	50.00
CHIPS	250 GM	55.00	50.00	80.00	62.50	55.00	60.00
BEEF WITH BONE AV.QLTY.	KG	336.67	300.00	300.00	320.00	310.00	325.00
MUTTON AV.QLTY.	KG	733.33	600.00	650.00	570.00	600.00	600.00
CHICKEN FARM BROILER (LIVE)	KG	132.00	140.00	115.00	137.50	111.00	155.00
FISH-RAHU MEDIUM SIZE	KG	235.00	230.00	265.00	370.00	280.00	250.00
MILK FRESH (UNBOILED)	LTR.	85.00	80.00	90.00	82.50	72.50	100.00
CURD	KG.	97.50	100.00	100.00	97.50	80.00	110.00
MILK TETRA PACK 1/2 LTR.	PKT.	60.00	60.00	59.00	60.00	70.00	55.00
LACTOGEN 400 GRAMS	PKT.	425.00	440.00	450.00	440.00	438.00	450.00
POWDER MILK NIDO 400GM.	PKT	370.00	370.00	370.00	358.97	395.00	370.00
MILK POWDER LOOSE/PACKED	KG.	406.67	400.00	500.00	540.00	430.00	425.00
BUTTER LOCAL PACKED	50 GM.	27.00	60.00	25.00	45.00	32.50	25.00
EGGS FARM	DOZ	110.00	110.00	104.00	110.00	103.75	100.00
MUSTARD OIL AV.QLTY.	KG.	218.33	235.00	240.00	180.00	162.50	220.00
COOKING OIL (DALDA)	2.5LTR	470.00	465.00	475.00	475.00	438.75	450.00
COOKING OIL (PAKWAN) OTHER BRAND SPECIFY	2.5 LTR	379.00	350.00	370.00	425.00	440.00	470.00
VEGETABLE GHEE TIN	2.5KG.	460.00	460.00	455.00	470.00	475.00	420.00
VEGETABLE GHEE (LOOSE)	KG.	159.58	157.50	150.00	160.00	155.00	170.00
DATES AV.QLTY.	KG.	153.33	135.00	200.00	195.00	167.50	200.00
PISTACHIO AV.QLTY.	50 GM.	71.67	80.00	100.00	87.50	60.00	70.00
ALMONDS WHOLE AV.QLTY.	KG.	678.33	625.00	475.00	682.50	487.50	650.00
COCONUT DRY AV.QLTY.	KG.	315.00	400.00	400.00	330.00	300.00	340.00
RAISINS AV.QLTY.	50 GM.	19.17	20.00	20.00	13.50	14.75	15.00
GROUNDNUTS (WITH SHELL)	KG.	190.00	195.00	200.00	170.00	145.00	170.00
MALTA/MOSAMBI	DOZ	0.00	0.00	0.00	100.00	135.00	0.00
KINNU	DOZ	0.00	0.00	0.00	0.00	0.00	0.00
APPLE	KG	123.33	150.00	150.00	125.00	125.00	80.00
ALOO BUKHARA	KG	0.00	0.00	0.00	0.00	0.00	0.00
POMEGRANATE (ANNAR)	KG	166.67	200.00	150.00	300.00	175.00	100.00
GRAPES	KG	126.67	100.00	120.00	125.00	135.00	140.00
BANANAS	DOZ	70.00	65.00	80.00	66.25	72.50	70.00
MANGO KALMI	KG	0.00	0.00	0.00	0.00	0.00	0.00
GUAVA	KG	120.00	80.00	60.00	70.00	85.00	80.00
WATERMELON (TURBOOZ)	KG	0.00	0.00	0.00	0.00	0.00	0.00
MUSKMELON (KHARBOOZA)	KG	0.00	0.00	0.00	0.00	0.00	0.00
SWEETMELON (GARMA)	KG	60.00	60.00	70.00	50.00	55.00	80.00
PULSE MASOOR (WHOLE)	KG.	95.75	130.00	120.00	115.00	118.75	80.00
PULSE MASOOR (WASHED)	KG.	95.75	130.00	100.00	120.00	137.50	120.00
PULSE MOONG (WASHED)	KG.	110.00	130.00	120.00	100.00	132.50	120.00
PULSE MASH (WASHED)	KG.	161.67	160.00	175.00	195.00	190.00	170.00

Contd.

7.11 Intercity Consumer Prices October, 2017

Description	Unit	Peshawar	Mardan	Abbott- abad	Bannu	D.I. Khan	Mingora
PULSE GRAM	KG.	118.17	120.00	127.50	115.00	122.50	120.00
GRAM WHOLE BLACK AV.QLTY.	KG.	150.00	130.00	155.00	92.50	87.50	125.00
GRAM WHOLE YELLOW AV.QLTY	KG.	210.00	230.00	205.00	155.00	171.25	200.00
BEANS (LAL LOBIA)	KG.	135.00	135.00	145.00	130.00	115.00	140.00
POTATOES	KG	38.33	40.00	35.00	30.00	32.50	40.00
ONION	KG	81.67	85.00	85.00	70.00	82.50	90.00
TURNIP	KG	58.33	50.00	80.00	30.00	27.50	45.00
RADISH	KG	45.00	30.00	60.00	40.00	11.25	60.00
TOMATOES	KG	85.00	85.00	80.00	63.75	87.50	80.00
CABBAGE	KG	0.00	0.00	0.00	0.00	0.00	0.00
CAULIFLOWER	KG	53.33	60.00	55.00	42.50	31.25	50.00
BRINJAL	KG	48.33	50.00	40.00	30.00	27.50	50.00
PUMPKIN	KG	0.00	0.00	0.00	0.00	0.00	0.00
BOTTLEGOURD	KG	50.00	50.00	50.00	30.00	27.50	60.00
LADY FINGER	KG	73.33	60.00	65.00	77.50	50.00	65.00
PEAS	KG	0.00	0.00	0.00	0.00	0.00	0.00
SPINACH	KG	32.50	20.00	40.00	20.00	30.00	50.00
TINDA	KG	60.00	60.00	120.00	40.00	37.50	100.00
TURAI	KG	66.67	60.00	150.00	60.00	40.00	60.00
KARAILA	KG	96.67	60.00	60.00	72.50	143.75	140.00
ARVI	KG	43.33	40.00	35.00	40.00	112.50	60.00
CHILLIES GREEN	KG	76.67	70.00	110.00	100.00	125.00	70.00
CARROT	KG	0.00	0.00	0.00	0.00	0.00	0.00
COCUMBER (KHEERA)	KG	56.67	50.00	55.00	50.00	65.00	50.00
LEMON	250GM	35.00	40.00	45.00	30.00	30.00	30.00
SUGAR REFINED	KG.	54.83	54.50	60.00	54.00	55.00	54.00
GUR AV.QLTY	KG.	96.67	85.00	100.00	95.00	66.00	86.00
HONEY LANGANESE 500 GM.	BOTTLE	903.33	840.00	920.00	750.00	850.00	500.00
MILO 200 GM.	BOTTLE	216.67	225.00	280.00	200.00	220.00	200.00
CUSTARD POWDER RAFHAN 300 GM.	PKT	78.33	80.00	80.00	85.00	80.00	80.00
TOFFEE (HILAL)	EACH	1.67	2.00	1.00	1.00	1.00	1.00
CHOWKELATE CANDY (SMALL SIZE)	EACH	5.00	5.00	5.00	5.00	5.00	5.00
SWEETMEAT (MIXED)	KG	273.33	270.00	240.00	190.00	247.50	280.00
ICE CREAM WALLS	CUP.	43.33	45.00	40.00	40.00	45.00	40.00
ICE	KG	10.00	10.00	10.00	12.50	10.00	25.00
JAM AHMED/MITCHELLES	BOTTLE	143.33	140.00	140.00	110.00	140.00	130.00
SQUASH-MITCHELLES	BOTTLE	165.00	165.00	175.00	160.00	165.00	165.00
ROOH AFZA	BOTTLE	170.00	170.00	170.00	170.00	170.00	170.00
JAM-E-SHIREEN	BOTTLE	180.00	180.00	180.00	160.00	180.00	180.00
SAUNF	50 GM	20.00	15.00	20.00	15.00	10.00	10.00
CINAMON LOOSE AV. QLTY	50 GM.	23.33	27.50	20.00	30.00	20.00	20.00
CUMINSEED WHITE NATIONAL	50 GM.	62.33	54.00	56.00	50.00	76.00	50.00
PEPPER BLACK NATIONAL	50 GM.	110.00	110.00	110.00	96.00	110.00	96.00
CLOVES LOOSE AV.QLTY	50 GM.	128.33	100.00	100.00	107.50	120.00	90.00
CARDAMOM LARGE LOOSE AV.QLTY	50 GM.	163.33	160.00	100.00	90.00	120.00	95.00
CARDAMOM SMALL AV.QLTY	50 GM.	128.33	127.50	120.00	120.00	62.00	90.00
SALT-POWDERED (LAHORI) LOOSE	KG.	10.00	10.00	10.00	12.00	17.50	15.00
SALT POWDERED (NATIONAL/SHAN)	PKT	25.00	25.00	25.00	20.00	25.00	20.00
CHILLIES POWD.NATIONAL 200GM	PKT	115.00	105.00	109.25	105.00	120.00	116.00
CHILLIES POWDER LOOS	KG.	273.33	260.00	320.00	242.50	237.50	210.00
CORRIANDER SEED POWD.NATIONAL	PKT	104.00	104.00	105.00	104.00	105.00	116.00
CORRIANDER SEED (LOOSE)	KG.	266.67	240.00	320.00	280.00	200.00	180.00
TURMERIC POWD.NATIONAL 50GM	PKT.	35.00	35.00	35.00	35.00	35.00	40.00
CURRY POWD. NATIONAL 200 GM	PKT.	87.00	87.00	87.00	87.00	87.00	87.00
TOMATO KETCHUP AHMED/MITCHL	BOTTLE	113.33	105.00	90.00	70.00	95.00	130.00
PICKLES AHMED/MITCHELLES	BOTTLE	121.67	110.00	140.00	100.00	110.00	110.00
VINEGAR SYNTHETIC (SIRKA)	BOTTLE	88.33	70.00	90.00	40.00	60.00	100.00
GARLIC	KG	183.33	200.00	150.00	200.00	145.00	160.00
GINGER	KG	200.00	200.00	200.00	240.00	210.00	210.00
TAPAL DANEDAR TEA 200GM PACKET	PKT	178.95	178.95	170.00	158.00	175.00	170.00
TEA LIPTON YELLOW LABEL 200GM.	PKT.	178.95	178.95	170.00	205.25	200.00	180.00

Contd.

7.11 Intercity Consumer Prices October, 2017

Description	Unit	Peshawar	Mardan	Abbott- abad	Bannu	D.I. Khan	Mingora
TEA LOOSE KENYA AV.QLTY 250GM.	PKT.	175.83	170.00	180.00	175.00	140.00	170.00
COFFEE-NESCAFE 75 GM. **	BOTTLE	330.00	340.00	320.00	290.00	350.00	360.00
COLD DRINK (STANDARD SIZ)	BOTTLE	26.67	30.00	25.00	25.00	25.00	25.00
FRUIT JUICE TETRA PACK	PKT.	15.00	15.00	25.00	17.50	20.00	30.00
MINERAL WATER NESTLE 1.5 LTR	BOTTLE	46.67	50.00	50.00	50.00	50.00	50.00
CIGARETTES K-2 10'S **	PKT	55.00	70.00	45.00	55.00	50.00	50.00
CIGARETTES CAPSTAN 10'S **	PKT	55.00	60.00	50.00	60.00	50.00	70.00
CIGARETTES GOLD LEAF 20'S	PKT	138.33	140.00	135.00	140.00	130.00	130.00
CIGARETTES MORVEN GOLD 20'S	PKT	55.00	60.00	50.00	60.00	60.00	60.00
BETEL LEAVES	50GM.	80.00	120.00	90.00	80.00	50.00	60.00
BETEL NUTS	KG.	483.33	500.00	420.00	300.00	280.00	400.00
LONG CLOTH 57" GUL AHMED/AL-KARAM	METER	333.33	300.00	250.00	180.00	227.50	320.00
SHIRTING AV.QLTY.	METER	304.17	300.00	225.00	150.00	150.00	182.50
PANT CLOTH W & WEAR AV.QLTY	METER	366.67	362.50	450.00	690.00	265.00	650.00
LAWN PRINTED GUL AHMED/AL-KARAM	METER	360.00	380.00	460.00	192.50	260.00	185.00
GEORGETTE AV.QLTY	METER	120.00	120.00	250.00	100.00	90.00	115.00
LINEN AV.QLTY ***	METER	153.33	175.00	150.00	148.75	80.00	145.00
HEAVY WT SUITING LAWERNCPUR AVG QLTY	METER	2800.00	2800.00	1850.00	950.00	1000.00	2250.00
HEAVY WT SUITING LAWERNCPUR SUP QLTY	METER	3050.00	3050.00	1850.00	1075.00	2000.00	2725.00
TROPICAL SUITING LAW.PUR	METER	1600.00	1600.00	1300.00	750.00	1375.00	1300.00
PANT BOY 24"/26" LENGTH.	EACH	460.00	400.00	500.00	750.00	311.25	400.00
SHIRT BOY 24"/26" LENGTH	EACH	363.33	290.00	500.00	350.00	290.00	425.00
SCHOOL UNI. PANT,SHIRT BOYS	SUIT	826.67	690.00	585.00	750.00	481.25	705.00
SCHOOL UNI. KAMEEZ,SHAL.BOYS	SUIT	758.33	600.00	750.00	710.00	450.00	475.00
SCHOOL UNI. KAMEEZ,SHAL.GIRL	SUIT	806.67	675.00	675.00	717.50	500.00	650.00
FROCK W/WEAR GIRLS	EACH	1075.00	1150.00	1250.00	1035.00	680.00	900.00
AWAMI-SUIT W & W(BOY) 24"/26	SUIT	1013.33	950.00	1200.00	943.75	600.00	615.00
AWAMI-SUIT W&W (GENTS)AV.QLTY	SUIT	1866.67	1550.00	2200.00	2000.00	925.00	1300.00
PULLOVER GENTS OXFORD/BON.	EACH	3250.00	3187.50	3600.00	3500.00	2400.00	3500.00
PULLOVER LADIES OXFORD/BON.	EACH	3190.00	2800.00	3100.00	3400.00	2400.00	3500.00
PULLOVER (GENTS) OTHERS A.QTY	EACH	1066.67	1100.00	1975.00	1550.00	825.00	1925.00
SECOND-HAND COAT FOR MEN	EACH	658.33	650.00	600.00	325.00	225.00	650.00
SECONDHAND SWEETER FOR MEN DUP QLTY	EACH	791.67	850.00	500.00	300.00	250.00	550.00
SECONDHAND WINTER JACKET	EACH	841.67	1100.00	700.00	225.00	225.00	875.00
UNDERWEAR AV.QLTY MEDIUM SIZE	EACH	110.00	110.00	190.00	97.50	80.00	130.00
VEST FOR MEN AV.QLTY.	EACH	131.67	110.00	150.00	93.75	70.00	110.00
VEST/SHAMEEZ (WOMEN) AVG. QLTY	EACH	151.67	140.00	200.00	145.00	110.00	95.00
SOCKS NYLON (PAKISTANI)	PAIR	76.67	100.00	100.00	67.50	50.00	60.00
BRASSIER AV.QLTY.	EACH	135.00	150.00	90.00	167.50	100.00	135.00
BRASSIER SUP QLTY	EACH	258.33	225.00	265.00	266.25	115.00	250.00
DOPATTA GEORGETTE AV.QLTY.	EACH	250.00	250.00	350.00	260.00	250.00	350.00
DOPATTA COTTON AV GLTY	EACH	221.67	190.00	250.00	275.00	230.00	255.00
CHADDAR (W/WEAR) (2x2.5 MTR)	EACH	1016.67	950.00	600.00	477.50	337.50	800.00
LUNG/DHOTI(COTTON) AVG. QLTY	EACH	291.67	325.00	350.00	450.00	230.00	210.00
HANDKERCHIEF AVG. QLTY PAK	EACH	30.00	30.00	40.00	20.00	42.50	35.00
HANDKERCHIEF SUP. QLTY PAK	EACH	50.00	50.00	50.00	40.00	50.00	60.00
GLOVES AV QLTY	PAIR	118.33	110.00	100.00	55.00	60.00	55.00
AZARBAND COTTON AVG. QLTY	EACH	30.00	30.00	12.50	20.00	11.00	22.50
SEWING THREAD/REEL(ASLI PARI)	EACH	8.50	8.50	7.00	5.00	5.00	5.00
WASHING CHARGES PAINT & SHIRT	SUIT	221.67	110.00	60.00	100.00	80.00	100.00
DRY CLEANING SUIT COAT PANT	SUIT	500.00	315.00	400.00	250.00	180.00	450.00
WASHING CH. (KAMIZ-SHALWAR)	PAIR	89.17	90.00	60.00	90.00	35.00	60.00
TAILORING SHIRT	EACH	533.33	525.00	600.00	350.00	265.00	500.00
TAILORING CHARGES PANT (MEN)	EACH	1466.67	900.00	1250.00	1050.00	600.00	1225.00
TAILORING COAT-PANT SUIT	SUIT	6333.33	7000.00	6000.00	2950.00	2500.00	6250.00
TAILORING AWAMI-SUIT (MALE)	SUIT	704.17	625.00	700.00	575.00	575.00	650.00
TAILORING SUIT FEMALE	SUIT	558.33	550.00	425.00	475.00	475.00	650.00
GENTS SHOES PAUL BATA	PAIR	1199.00	1199.00	1199.00	1199.00	1199.00	1199.00
GENTS SANDAL BATA	PAIR	699.00	699.00	699.00	699.00	699.00	699.00
GENTS SPOUNG CHAPPAL BATA	PAIR	179.00	179.00	179.00	179.00	179.00	179.00
LADIES SANDAL BATA	PAIR	499.00	499.00	499.00	499.00	499.00	499.00

Contd.

7.11 Intercity Consumer Prices October, 2017

Description	Unit	Peshawar	Mardan	Abbott- abad	Bannu	D.I. Khan	Mingora
LADIES SPOUNG CHAPPAL BATA	PAIR	179.00	179.00	179.00	179.00	179.00	179.00
CHILD SHOE POWER LITE BATA	PAIR	599.00	599.00	599.00	599.00	599.00	599.00
GENTS SHOE, ART 1109 SERVICE	PAIR	999.00	999.00	999.00	999.00	999.00	999.00
NYLON JOGGER 27 SIZE 2-5 ***	PAIR	1299.00	1299.00	1299.00	1299.00	1299.00	1299.00
CHINA FOOT WEAR AV. QLTY (MALE) *	PAIR	983.33	950.00	1200.00	950.00	750.00	1350.00
CHINA FOOT WEAR AV. QLTY (FEMALE) *	PAIR	833.33	875.00	900.00	825.00	475.00	512.50
CHINA FOOT WEAR AV. QLTY (CHILDREN) *	PAIR	550.00	575.00	899.00	475.00	325.00	550.00
SHOE REPAIR HALF SOLE	PAIR	136.67	120.00	150.00	95.00	95.00	210.00
SHOES POLISH CHARGES AVERAGE SHOP	PAIR	20.00	20.00	20.00	20.00	20.00	20.00
HOUSE RENT (combined)	MONTH	8083.23	3582.17	8532.26	4466.83	5916.67	3956.59
rent 2	pm	8083.23	3582.17	8532.26	4466.83	5916.67	3956.59
RENT3	PM	8083.23	3582.17	8532.26	4466.83	5916.67	3956.59
RENT4	PM	8083.23	3582.17	8532.26	4466.83	5916.67	3956.59
RENT5	PM	8083.23	3582.17	8532.26	4466.83	5916.67	3956.59
RENT6	PM	8083.23	3582.17	8532.26	4466.83	5916.67	3956.59
SYNTHETIC ENEMAL ROBIALAC BALTI 3.64 LTR.	EACH	1900.00	1600.00	1950.00	1820.00	2000.00	2250.00
SYNTHETIC ENEMAL ICI BALTI 3.64 LTR.	EACH	2050.00	1900.00	1850.00	1830.00	1989.00	1900.00
CEMENT (LOCAL) SPECIFY BRAND NAME	BAG	520.00	500.00	520.00	535.00	520.00	492.50
BRICKS (NEW) IST CLASS	P/1000	8583.33	7600.00	12000.00	6600.00	5875.00	11250.00
CEMENT BLOCKS (6"x8"x12")	P/100	2900.00	2900.00	3000.00	2300.00	2650.00	3475.00
BAJREE	100CFT	3400.00	2800.00	2500.00	1800.00	2875.00	2800.00
SAND (BLACK PIT SAND)	K100CFT	2266.67	1600.00	2500.00	1475.00	1450.00	3100.00
TIMBER SHESHAM LOG IST QUALITY	cubmt.	57286.67	60072.00	0.00	36000.00	32700.00	0.00
IRON BAR (M.S. BAR) 1/2"	P/TON	74500.00	74750.00	74000.00	73500.00	73750.00	74875.00
CARPANTER WAGE RATE	P/DAY	1000.00	900.00	1000.00	1000.00	950.00	1200.00
MASON (RAJ) WAGE RATE	P/DAY	1200.00	1000.00	1000.00	1300.00	950.00	1200.00
UNSKILLED LABOUR WAGE RATE	P/DAY	600.00	600.00	700.00	600.00	480.00	700.00
PLUMBER WAGE RSTE	P/DAY	1200.00	1350.00	0.00	900.00	900.00	1000.00
ELECTICIAN WAGE RATE PER DAY **	P/DAY	1000.00	1000.00	0.00	700.00	900.00	1000.00
ELECTICIAN WAGE RATE PER POINT **	P/PNT	100.00	150.00	250.00	92.50	70.00	275.00
WATER CHARGES PER HOUSE	P/MONTH	150.00	120.00	175.00	200.00	100.00	130.00
ELECT.CHARGES UPTO 50 UNITS	P/UNIT	2.00	2.00	2.00	2.00	2.00	2.00
ELECT.CHARGES 01 - 100 UNIT	P/UNIT	6.18	6.18	6.18	6.18	6.18	6.18
ELECT.CHARGES 101 - 300 UNIT	P/UNIT	9.54	9.54	9.54	9.54	9.54	9.54
ELECT.CHARGES 301 - 1000 UNIT	P/UNIT	16.39	16.39	16.39	16.39	16.39	16.39
ELECT.CHARGES ABOVE 1000 UNIT	P/UNIT	18.39	18.39	18.39	18.39	18.39	18.39
ELEC	PM	10.50	10.50	10.50	10.50	10.50	10.50
GAS CHRg upto 3.3719 MMBTU	MMBTU	128.70	128.70	128.70	128.70	0.00	128.70
GAS CHRg 3.3719 - 6.7438 MMBTU	MMBTU	257.40	257.40	257.40	257.40	0.00	257.40
GAS CHRg 6.7438 - 10.1157 MMBTU	MMBTU	257.40	257.40	257.40	257.40	0.00	257.40
GAS CHRg10.1157 - 13.4876 MMBTU	MMBTU	702.00	702.00	702.00	702.00	0.00	702.00
GAS	PM	702.00	702.00	702.00	702.00	0.00	702.00
GAS	PM	409.50	409.50	409.50	409.50	0.00	409.50
KEROSENE OIL	LTR	92.67	80.00	85.00	90.00	79.00	90.00
FIREWOOD WHOLE	40 KG.	720.83	500.00	400.00	500.00	350.00	560.00
CHAIR SHESHAM WOOD WITH ARMS **	EACH	2200.00	1800.00	3000.00	1150.00	2550.00	1450.00
CHAIR PLASTIC (CHAIRMAN) AVERAGE QUALITY	EACH	1300.00	1200.00	940.00	675.00	800.00	850.00
TABLE SHESHAM WOOD (4X2X5") ***	EACH	6166.67	6000.00	8000.00	6925.00	4500.00	5000.00
SOFASET WOODEN WITH FOAM SEAT **	SET	24000.00	17000.00	17000.00	15750.00	18000.00	21000.00
COT IRON (WITH NIWAR)AV.QLTY.	EACH	2100.00	2100.00	2500.00	2350.00	2300.00	2300.00
ALMIRAH (STEEL) 6'X3' 20 GUAGE	EACH	9083.33	9250.00	8000.00	10250.00	9300.00	9000.00
DINNING TABLE 6 CHAIRS A.QLTY	SET	29166.67	27500.00	35000.00	12350.00	17000.00	22500.00
SINGLE BED WITHOUT FOAM MED.	EACH	7833.33	6250.00	8000.00	3950.00	5700.00	5000.00
MATRESS SINGLE(4"THICK)	EACH	5533.33	4500.00	5000.00	4550.00	3350.00	5200.00
FARSHI DARI 12'X9' AV.QLTY	EACH	1391.67	1250.00	2100.00	1480.00	1100.00	1525.00
DARI COTTON (6'x2 1/2') AV.QL	EACH	308.33	275.00	300.00	465.00	400.00	525.00
CARPET PLAIN AV. QLTY	SQFT.	43.33	45.00	55.00	44.50	35.00	47.50
QUILT (LIHAF) 3 KG. COTTON	EACH	1050.00	1025.00	1100.00	1025.00	600.00	650.00
BLANKET (90" x 54")	EACH	3100.00	2300.00	3500.00	3200.00	3450.00	5250.00
BEDSHEET SINGLE BED SUP.QLTY	EACH	866.67	850.00	900.00	535.00	500.00	700.00
BED SHEET DOUBLE WITH TWO PILLOW COVERS SUP QLTY	SET	1633.33	1500.00	2000.00	1475.00	1075.00	2000.00

Contd.

7.11 Intercity Consumer Prices October, 2017

Description	Unit	Peshawar	Mardan	Abbott- abad	Bannu	D.I. Khan	Mingora
TOWEL(3'x2') AV. QALTY	EACH	325.00	225.00	550.00	312.50	275.00	275.00
CEILING FAN 48" SUPER QLTY **	EACH	3083.33	2950.00	3500.00	3600.00	3250.00	3500.00
PEDESTAL FAN 22" SUPER QLTY	EACH	4833.33	3900.00	4500.00	4825.00	4730.00	3550.00
REFG. DAWLENCE 10 CFT. D.DOOR	EACH	30000.00	26000.00	34500.00	36000.00	36900.00	30000.00
D-FREEZER WAVES 8 CFT.	EACH	32333.33	30000.00	29500.00	40000.00	29000.00	32000.00
AIRCONDITIONER 1.5 TON PEL	EACH	40000.00	41000.00	39500.00	46000.00	44000.00	44000.00
SPLIT AIR CONDITIONER 1.5 TON (SPECIFY BRAND NAME)	EACH	43333.33	44000.00	46000.00	45000.00	41250.00	48000.00
AIRCOOLER SUPER ASIA	EACH	16083.33	16000.00	14500.00	11250.00	14900.00	11000.00
WASHING MACHINE SINGER	EACH	15300.00	17300.00	17000.00	14700.00	14700.00	14700.00
SEWING MACHINE(SINGER)	EACH	7400.00	7400.00	7400.00	5910.00	7200.00	7400.00
GIZER LARGE SIZE 30 GALLON CAPACITY SUP QLTY	EACH	21373.33	22900.00	17500.00	15400.00	17537.50	16500.00
GAS BURNER DOUBLE SPFY.BRAND	EACH	3350.00	2950.00	4800.00	2875.00	2350.00	1412.50
ELECT. IRON PHILIPS MDL.1120	EACH	3200.00	3200.00	3500.00	1525.00	2100.00	1500.00
ELECTRIC JUICER FOR APPLE	EACH	4633.33	4350.00	5500.00	4850.00	3625.00	1700.00
S.STEEL DEGCHI MEDIUM SIZE ***	EACH	833.33	725.00	650.00	610.00	500.00	600.00
ALUMINIUM COOKING PAN (DEGCHI) MED SIZE	EACH	691.67	625.00	600.00	595.00	425.00	750.00
NON STICK COOKING PAN (DEGCHI) SUP. QLTY	EACH	1211.00	950.00	1000.00	570.00	520.00	800.00
FRYING PAN STEEL AVG. QLTY MED. SIZE	EACH	458.33	350.00	375.00	470.00	352.50	325.00
TAWA IORN (MEDIUM SIZE) AVG. QLTY	EACH	416.67	375.00	500.00	600.00	355.00	325.00
S.STEEL PLATE A.QLTY.(M.SIZE)	EACH	74.17	65.00	80.00	65.00	55.00	75.00
TABLE SPOON S.STEEL SUP.QLTY.	DOZEN	475.00	250.00	600.00	527.50	300.00	550.00
WATER SET JUG+6 GLASSES (OMROC)	SET	566.67	475.00	550.00	505.00	512.50	550.00
TEA SET PAK. CHINAWARE 21 PCS.	SET	2383.33	2100.00	2100.00	1575.00	2500.00	2650.00
DINNER SET PLASTIC 72 PIECES SUPERIOR QLTY	SET	8583.33	8000.00	6500.00	4462.50	4500.00	4750.00
HOTPOT SET PLASTIC 3 PCS.	SET	1258.33	1150.00	2000.00	1590.00	1200.00	1725.00
BUCKET(BALTI) PLASTIC MED.SIZ	EACH	366.67	300.00	337.50	465.00	350.00	355.00
LOTA PLASTIC (MED SIZE) AVERAGE QUALITY	EACH	58.33	45.00	55.00	40.00	50.00	65.00
PRESURE COOKER 4 LTR.	EACH	1416.67	1100.00	1250.00	1500.00	1375.00	1450.00
WATER COOLER 9/10 LTR.PLASTIC ***	EACH	533.33	475.00	850.00	472.50	650.00	550.00
THERMOS STARVAC 1 LTR	EACH	533.33	500.00	500.00	625.00	700.00	850.00
BULB PHILIPS 100-WATTS	EACH	40.00	40.00	30.00	30.00	30.00	40.00
TUBE LIGHT PHILIPS 40 WATTS	EACH	100.00	100.00	105.00	95.00	125.00	100.00
ELECTRIC BLUBS "0" WATTE LOCAL	EACH	20.00	20.00	22.50	20.00	22.50	20.00
ELECTRIC BLUB ENERGY SAVER 14 WATTS	EACH	180.00	180.00	165.00	160.00	170.00	200.00
WASHING SOAP 250 GMS SPECIFY BRAND NAME	EACH	40.00	40.00	40.00	37.00	37.50	27.50
SURF EXCEL 400 GMS POLY BAG	EACH	130.00	130.00	130.00	125.00	111.25	130.00
WASHING POWDER 1000 GRM	EACH	155.00	155.00	185.00	160.00	185.00	185.00
WASHING POWDER (WHEEL/ BONUS) 100 GRAMS	EACH	90.00	90.00	90.00	100.00	105.00	90.00
CLEANSER POWDER VIM 1000 GM	PKT.	75.00	75.00	75.00	75.00	72.50	75.00
FINIS 500 ML	BOTTLE	176.67	170.00	190.00	140.00	110.00	110.00
PHNYLE TYPHONE/FINIS/CARRANITE 3 LITRES	BOTTLE	150.00	160.00	170.00	137.50	125.00	130.00
HARPIC	BOTTLE	155.00	150.00	155.00	145.00	155.00	150.00
BOOT POLISH CHERRY/KIWI 50ML	EACH	108.33	105.00	130.00	100.00	115.00	100.00
ROBIN BLUE (35 GRAMS)	PKT.	60.00	55.00	45.00	35.00	28.00	30.00
TISSU PAPER PERFUMED 100 PCS.	PKT	113.33	110.00	110.00	97.50	102.50	115.00
TOILET PAPER ROLL (R.PETEL)	P/ROLL	41.67	40.00	42.50	35.00	35.00	40.00
BOOT POLISH LIQUID CHEERY BLOSSOM KIWI 75 ML	BOTTLE	160.00	135.00	150.00	120.00	137.50	117.00
MATCH BOX SMALL	EACH	2.00	2.00	3.00	3.00	1.00	1.00
DRY CELL 1.5 VOLT(LOCAL)	EACH	35.00	30.00	15.00	25.00	20.00	20.00
HAND STITCHING NEEDLE M.SIZE	PACKET	5.83	6.00	10.00	6.00	6.00	5.00
SEWING MACHINE NEEDLE (SINGER)	EACH	5.83	6.00	7.50	5.00	5.00	5.00
HOUSEHOLD SERVANT FEMALE P/T	P/MNTH	1516.67	1200.00	3000.00	1650.00	2750.00	3500.00
MARRIAGE HALL WITH FURNITURE	P/HEAD	225.00	237.50	150.00	90.00	100.00	60.00
SEPTRAN TABLETS	10TAB.	18.33	20.00	18.00	19.30	20.00	20.00
BRUFEN TABS 200-MG.	10TAB.	10.67	10.00	10.00	10.00	10.00	10.00
PANADOL TAB. EXTRA/PLAIN	10TAB.	12.00	12.00	12.00	13.00	12.00	15.00
DISPRIN TAB.	10TAB.	12.67	12.00	12.00	13.00	12.00	12.50
TRISIL TAB.	10 TAB	10.00	10.00	10.00	10.00	10.00	10.00
FLAGYL TAB. 200 MG.	10TAB.	15.00	10.00	10.00	10.00	10.00	10.00
VENTOLIN TAB. 2MG.	10TAB.	10.00	10.00	10.00	10.00	9.67	10.00
DAONIL TAB. 5 MG.	10TAB.	17.00	17.00	16.83	17.00	16.80	17.00

Contd.

7.11 Intercity Consumer Prices October, 2017

Description	Unit	Peshawar	Mardan	Abbott- abad	Bannu	D.I. Khan	Mingora
ENTOX TAB.	10TAB.	14.00	15.00	15.00	10.00	15.00	10.00
RENITEC TAB. 5 MG.	10TAB.	58.50	59.00	58.00	59.00	58.00	58.50
CAC. 1000 TAB	BOTTLE	124.44	124.44	124.00	124.00	124.00	122.00
AMOXIL CAPSOLE 250 MG.S	10CAP.	35.00	35.00	36.00	36.00	36.00	36.00
CALCIUM SYRUP SANDOZ	BOTTLE	64.00	64.00	64.00	64.00	64.00	64.00
LEDERPLEX SYRUP	BOTTLE	52.74	52.00	53.00	54.00	52.74	53.00
SANCOS SYRUP (50 ML.)	BOTTLE	30.00	30.00	30.00	30.00	30.00	30.00
PHENERGAN SYRUP 120 ML.	BOTTLE	33.00	33.00	33.00	34.00	34.00	33.00
CALPOL SYRUP 60 ML.	BOTTLE	28.00	28.00	28.00	28.00	28.00	28.00
HYDRYLLIN SYRUP 120 ML.	BOTTLE	69.00	69.00	69.00	69.00	69.00	65.00
POLYFAX EYE OINTMENT	TUBE	21.00	21.00	21.00	23.00	21.75	21.00
BETNESOL EYE DROPS	BOTTLE	33.89	33.89	34.00	34.00	33.89	34.00
EAR DROPS (CARDISPORINE) ***	BOTTLE	25.00	25.00	21.00	25.00	21.00	21.00
BETNOVATE-N OINTMENT 5 GMS	TUBE	17.00	16.00	16.00	16.00	16.00	16.00
BURNOL CREAM 30 GRM	TUBE	55.42	55.42	55.42	55.42	55.42	55.42
VICKS VAPORUB/BALM	BOTTLE	36.00	36.00	36.00	36.00	36.00	36.00
GLYCRINE SMALL BOTTLE	BOTTLE	26.67	30.00	35.00	32.00	18.00	30.00
JOUHAR JOSHANDA	PKT.	10.00	10.00	10.00	8.00	8.00	10.00
GALXOS-D (450 GRMS)	PKT.	157.50	140.00	151.88	140.00	142.50	165.00
GRIFE-WATER WOODWARDS	BOTTLE	56.67	55.00	60.00	55.00	55.00	60.00
SANIPLAST ONE PUTTY	EACH	2.00	2.00	2.00	2.00	1.50	2.00
O.R.S. (NIMCOL)	PKT.	18.00	18.00	18.00	17.00	15.00	15.00
DETTOL (MEDIUM)	BOTTLE	80.00	80.00	65.00	50.00	48.00	55.00
COTTON BANDAGE 2" - 4"	EACH	9.00	9.00	15.00	10.00	9.00	10.00
THERMOMETER CHINA	EACH	41.33	40.00	90.00	40.00	45.00	40.00
DOCTOR (MBBS) CLINIC FEE	P/PAT.	266.67	250.00	400.00	150.00	250.00	350.00
URINE TEST (DR) CHARGES	P/TEST	100.00	100.00	100.00	100.00	100.00	212.50
BLOOD TEST (CP) CHARGES	P/TEST	233.33	200.00	287.50	175.00	175.00	250.00
SUGAR TEST (RANDOM/FASTING BOTH) CHARGES	P/TEST	200.00	200.00	160.00	140.00	140.00	175.00
ECG CHARGES	P/TEST	183.33	175.00	250.00	250.00	300.00	200.00
X-RAY (CHEST) CHARGES	P/X-RAY	300.00	300.00	250.00	225.00	300.00	200.00
CAR SUZUKI 800 CC (W/O. A/C)	EACH	742000.00	742000.00	665000.00	0.00	662000.00	0.00
CAR SUZUKI 1000 CC	EACH	1275000.00	1275000.00	1119000.00	0.00	1097000.00	0.00
CAR TOYOTA 1300 CC	EACH	1824500.00	1824500.00	1975000.00	0.00	1772000.00	0.00
CAR HONDA CIVIC	EACH	2681500.00	2681500.00	3011000.00	0.00	0.00	0.00
MOTORCYCLE HONDA CD-70.	EACH	63500.00	63500.00	63500.00	64250.00	63875.00	63500.00
MOTORCYCLE YAMAHA 100CC.	EACH	80000.00	80000.00	79300.00	79000.00	79300.00	0.00
MOTOR CYCLE HERO 70 CC	EACH	44000.00	45000.00	46000.00	43000.00	45000.00	45500.00
BICYCLE WITH TYRES & TUBES	EACH	8500.00	7500.00	9800.00	9500.00	6825.00	6500.00
TYRE CAR WITH TUBE GENERAL	EACH	3576.67	3300.00	2750.00	4900.00	3500.00	3500.00
TYRE MOTOR CYCLE WITHOUT TUBE	EACH	1200.00	1030.00	1200.00	905.00	1050.00	1250.00
TYRE CYCLE SPECIFY BRAND NAME	EACH	335.00	350.00	550.00	540.00	325.00	500.00
TYRE CAR W/O TUBE	EACH	3451.67	2900.00	2500.00	4600.00	3600.00	3350.00
PETROL SUPER	LITRE	73.50	73.50	73.50	73.50	73.50	73.50
HIGH SPEED DIESEL HSD	LITRE	79.40	79.40	79.40	79.40	79.40	79.40
CNG	K.G.	84.90	0.00	0.00	0.00	0.00	84.90
GAS CYLINDER STAND. SIZE	EACH	1320.00	1210.00	1350.00	1200.00	1125.00	1100.00
MOTOR CYCLE SERVICE CHARGES	EACH	291.67	280.00	300.00	350.00	275.00	375.00
CAR SERVICE CHARGES	EACH	291.67	282.50	400.00	0.00	400.00	300.00
TYRE PUNCTURE CHARGES	EACH	62.50	50.00	75.00	80.00	50.00	55.00
CYCLE OVERHAULING CHARGES	EACH	341.67	325.00	400.00	600.00	300.00	300.00
CAR TAX FOR 800CC TO 1300CC	YEARLY	1075.00	1075.00	1075.00	1075.00	1075.00	1075.00
TRAIN FARE ECO. 1-100 KM.	P/KM.	0.68	0.00	0.68	0.68	0.00	0.00
TRAIN FARE ECO. 101-500 KM.	P/KM.	0.98	0.00	0.98	0.98	0.00	0.00
TRAIN FARE ECO. > 500 KM.	P/KM.	0.89	0.00	0.89	0.89	0.00	0.00
TRAIN FARE IST SLP. 1-100KM	P/KM.	2.10	0.00	2.10	2.10	0.00	0.00
TRAIN FARE IST SLP.101-500 KM	P/KM.	2.59	0.00	2.59	2.59	0.00	0.00
TRAIN FARE IST SLP. > 500 KM	P/KM.	1.99	0.00	1.99	1.99	0.00	0.00
TRAIN FARE A/C SLP. 1-100KM.	P/KM	5.76	0.00	5.76	5.76	0.00	0.00
TRAIN FARE A/C SLP.101-500KM	P/KM.	4.59	0.00	4.59	4.59	0.00	0.00
TRAIN FARE A/C SLP > 500KM.	P/KM	4.16	0.00	4.16	4.16	0.00	0.00

Contd.

7.11 Intercity Consumer Prices October, 2017

Description	Unit	Peshawar	Mardan	Abbott- abad	Bannu	D.I. Khan	Mingora
PLATEFORM TICKET	EACH	10.00	0.00	10.00	10.00	0.00	0.00
AUTO RICKSHAW FARES	KM/MIN	51.67	60.00	50.00	45.00	50.00	50.00
FULL TONGA CHARGES	KM/MIN	60.00	60.00	60.00	50.00	0.00	0.00
TAXI 4 SEATER FARE	KM/MIN	100.00	100.00	150.00	40.00	150.00	75.00
BUS FARE MIN (WITHIN CITY)	TICKET	10.00	10.00	10.00	10.00	0.00	0.00
BUS FARE MAX (WITHIN CIT	TICKET	20.00	19.00	10.00	20.00	0.00	0.00
BUS FARE OUTSIDE CITY	P/KM.	0.79	0.79	0.79	0.79	0.79	0.79
A/C BUS FARE OUTSIDE CITY	P/KM.	0.90	0.90	0.90	0.90	0.90	0.90
MINIBUS FARE MIN.WITH IN CITY	TICKET	10.00	0.00	0.00	0.00	0.00	0.00
MINIBUS FARE MAX.WITH IN CITY	TICKET	20.00	0.00	0.00	0.00	0.00	0.00
SUZUKI FARE MIN.WITH IN CITY	TICKET	10.00	10.00	10.00	0.00	10.00	10.00
SUZUKI FARE MAXIMUM W.IN CITY	TICKET	20.00	20.00	13.00	0.00	15.00	15.00
AIR FARE ECONOMY CLASS.	P/KM.	19.26	0.00	0.00	0.00	0.00	0.00
POSTAL ENVELOPE DOMESTIC	EACH	8.00	8.00	8.00	8.00	8.00	8.00
ENVELOPE FOR SAUDI ARABIA	EACH	50.00	50.00	50.00	50.00	50.00	50.00
POSTAL REGISTRATION CHARGES	EACH	38.00	38.00	38.00	38.00	28.00	38.00
U.M.S. REG CHARGES MIN.	EACH	58.67	58.00	59.00	59.00	60.00	59.00
T.C.S. CH. MIN.WITH IN ZONE	EACH	180.00	180.00	180.00	110.00	180.00	140.00
TELEPHONE CHARGES LOCAL CALL	P/CALL	3.94	3.94	3.94	3.94	3.94	3.94
TEL CHARGES OUT SIDE CITY	P/CALL	3.94	3.94	3.94	3.94	3.94	3.94
INTERNET CHARGES	P/HOUR	40.00	30.00	30.00	50.00	42.50	40.00
MOBILE CELL CHARGES	P/UNIT	2.88	2.88	4.00	2.88	2.50	2.50
FAX CHARGES (LOCAL)	P/PAGE	20.00	30.00	30.00	15.00	15.00	10.00
TELEPHONE SET AV. QLTY	EACH	1133.33	1250.00	2000.00	1087.50	2250.00	1000.00
MOBILE SET NOKIA/SONY/ERICSON/SAMSUNG WITHOUT CAMERA	EACH	3300.00	3500.00	2625.00	3000.00	2250.00	2550.00
T.V. 20" COLORED WEGA H-A21.	EACH	29000.00	21000.00	20000.00	24000.00	20000.00	31000.00
T.V 20" COLOR CHINA/KORIA)	EACH	8666.67	10000.00	8000.00	10950.00	9550.00	10000.00
V.C.P. PANASONIC/LG/NAT	EACH	4000.00	0.00	6500.00	6750.00	5000.00	0.00
DVD/VCD PLAYER PANASONIC/LG	EACH	3066.67	4000.00	6800.00	1950.00	5500.00	1850.00
RADIO WITH C.PLAYER NATIONAL	EACH	2650.00	2650.00	2500.00	2175.00	1900.00	1450.00
PERSONNEL COMPUTER (BRANDED)	EACH	50000.00	48800.00	42000.00	50000.00	41500.00	34500.00
VID. CASSETTE BLK. TDK/SONY	EACH	100.00	100.00	55.00	110.00	100.00	125.00
COM. C.D. (TDK/IMATION)	EACH	40.00	40.00	55.00	65.00	50.00	20.00
TAPE RECORDER CASSETTE BLANK	EACH	30.00	30.00	60.00	25.00	42.50	70.00
VIDEO GAME SEGA 16 BYTE	EACH	1250.00	1250.00	1800.00	1500.00	1475.00	0.00
CINEMA A/C. HIGH CLASS	TICKET	100.00	100.00	0.00	0.00	0.00	0.00
CINEMA NON-A/C HIGH CLASS	TICKET	100.00	100.00	30.00	40.00	50.00	200.00
CABLE CHARGES	PER MONT	200.00	300.00	300.00	250.00	300.00	200.00
TV.LICENCE FEE DOMESTIC	YEARLY	420.00	420.00	420.00	420.00	420.00	420.00
ENGLISH BOOK CLASS V1	EACH	72.00	72.00	72.00	72.00	72.00	72.00
ENGLISH BOOK CLASS IX OR X	EACH	67.00	67.00	67.00	67.00	67.00	67.00
ENG. BOOK IST.YR COMPLETE SET	EACH	76.00	76.00	76.00	76.00	76.00	76.00
ENGLISH BOOK BA/B.SC	EACH	120.00	120.00	120.00	120.00	120.00	120.00
URDU BOOK CLASS V (T.B.BORD)	EACH	76.00	76.00	76.00	76.00	76.00	76.00
URDU BOOK CLASS IX/X(T.B.B)	EACH	57.50	57.50	57.50	57.50	57.50	57.50
URDU BOOK IST.YEAR/INTER	EACH	81.00	76.00	76.00	76.00	76.00	76.00
URDU BOOK BA/B.SC	EACH	170.00	160.00	160.00	160.00	160.00	160.00
MATHS BOOK CALSS V (T.B.B)	EACH	105.00	112.50	105.00	105.00	105.00	105.00
MATHS BOOK CLASS IX OR X	EACH	119.50	119.50	119.50	119.50	119.50	119.50
MATHS BOOK IST.YEAR (T.B.B)	EACH	176.00	176.00	176.00	176.00	176.00	176.00
PAKISTAN STUDIES BOOK BA/B.SC	EACH	120.00	120.00	120.00	120.00	120.00	120.00
DAILY "DAWN"	P/COPY	20.00	20.00	20.00	19.00	19.00	20.00
DAILY "JANG"	P/COPY	13.00	13.00	13.00	13.00	12.00	13.00
DAILY "NAWA-E-WAQT"	P/COPY	13.00	13.00	13.00	13.00	12.00	13.00
WEEKLY "AKHBAR-E-JAHAN"	P/COPY	55.00	55.00	55.00	55.00	55.00	55.00
WEEKLY "MAG"	P/COPY	45.00	45.00	45.00	45.00	45.00	45.00
MONTHLY "NAUNEHAL DIGEST"	P/COPY	35.00	35.00	35.00	35.00	35.00	35.00
PAPER FOOLSCAPE (27"x17")	QUIRE	20.00	19.00	35.00	35.00	47.50	25.00
EXERCISE.BOOK LINED 80/100 PGS	EACH	71.67	60.00	65.00	57.50	45.00	65.00
PENCILGOLDFISH/DEER	EACH	7.00	8.50	7.00	6.00	7.00	10.00
PEN INK DOLLOR 57 ML BOTTLE	EACH	20.00	20.00	25.00	20.00	20.00	20.00

Contd.

7.11 Intercity Consumer Prices October, 2017

Description	Unit	Peshawar	Mardan	Abbott- abad	Bannu	D.I. Khan	Mingora
PHOTOSTATE PAPER 70 GM	PRT	303.33	320.00	370.00	300.00	355.00	350.00
BALL PEN (local)	EACH	5.33	6.00	7.00	8.00	5.00	10.00
FOUNTAIN PEN HERO/WINGS/CHINA	EACH	40.00	60.00	55.00	35.00	40.00	50.00
PRIVATE SCHOOL FEE ENGLISH MEDIUM AVERAGE STANDARD (CLASS I)	P/MONTH	2233.33	2200.00	2500.00	575.00	500.00	1000.00
PRIVATE SCHOOL FEE ENGLISH MEDIUM AVERAGE STANDARD (CLASS V)	P/MONTH	2366.67	2500.00	3000.00	750.00	800.00	1500.00
PRIVATE SCHOOL FEE ENGLISH MEDIUM AVERAGE STANDARD (CLASS VI)	P/MONTH	2366.67	2500.00	3500.00	800.00	1000.00	2000.00
PRIVATE SCHOOL FEE ENGLISH MEDIUM AVERAGE STANDARD (CLASS X)	P/MONTH	2366.67	3000.00	4000.00	1000.00	1800.00	3000.00
PRIVATE MEDICLE COLLEGE FEE MBBS (1ST YEAR)	P/MONTH	5350.00	0.00	6666.00	0.00	0.00	0.00
PRIVATE ENGINEERING COLLEGE FEE (ISTR YEAR)	P/MONTH	15000.00	15000.00	0.00	0.00	0.00	0.00
GOVT. COLLEGE FEE 1ST. YEAR	MONTH	45.83	45.83	50.00	50.00	41.67	41.67
GOVT. COLLEGE FEE 4TH. YEAR	MONTH	50.00	50.00	50.00	50.00	50.00	50.00
GOVT. UNIVERSITY FEE MSC.	MONTH	2500.00	2500.00	166.00	1333.00	2700.00	1916.67
GOVT. MED. COLLEGE FEE MBBS	MONTH	2496.00	2496.00	641.00	641.67	641.66	939.58
GOVT. ENGG. COLL. FEE I YEAR	MONTH	655.00	655.00	0.00	404.17	595.83	0.00
COACHING FEE FOR CLASS IX/X	P/MONTH	2500.00	2500.00	900.00	825.00	1000.00	3000.00
COACHING CHARGES FOR CLASS 1ST YEAR/INTER (SCIENCE)	P/MONTH	3000.00	2000.00	1100.00	1000.00	1200.00	6000.00
COACHING CHARGES FOR CLASS 1ST YEAR/INTER (COMMERCE)	P/MONTH	3000.00	3000.00	1100.00	900.00	1100.00	950.00
I.T. TUITION FEES	P/MONTH	8667.00	6000.00	4166.00	3000.00	3833.33	0.00
MBA TUITION FEES	P/MONTH	7500.00	5000.00	3666.00	3500.00	3666.67	0.00
BREAD TANDOORI ST. SIZE	EACH	10.00	10.00	10.00	10.00	6.00	10.00
COOKED MUTTON (AV. HOTEL)	PLATE	183.33	120.00	180.00	160.00	140.00	185.00
COOKED BEEF (AV. HOTEL)	PLATE	120.00	100.00	85.00	105.00	100.00	130.00
COOKED DAL (AV. HOTEL)	PLATE	60.00	60.00	55.00	50.00	70.00	65.00
CHICKEN BIRYANI FULL/DOUBLE	PLATE	120.00	140.00	150.00	130.00	145.00	190.00
TEA PREPARED (ORDINARY)	CUP	15.00	20.00	20.00	20.00	15.00	20.00
HAIRCUT CHARGES FOR MEN	P/CUT	141.67	115.00	80.00	90.00	55.00	90.00
BEAUTY PORL HAIR STYL CHARGE	P/STY.	225.00	225.00	600.00	172.50	140.00	450.00
SHAVING CHARGES	PER SHV	76.67	80.00	50.00	50.00	32.50	55.00
LIPSTICK S.MISS/MEDORA	EACH	116.67	120.00	115.00	120.00	100.00	60.00
NAIL POLISH S.MISS/MEDORA	EACH	100.00	100.00	105.00	120.00	100.00	85.00
PERFUME MED.SIZE MEDORA/BROACH	EACH	200.00	200.00	140.00	170.00	180.00	216.67
HAIR-OIL AMLA/CHAMBELI	BOTTLE	120.00	130.00	120.00	190.00	92.50	215.00
TOILET SOAP LUX 95 GRAMS	EACH	45.33	48.00	46.00	44.00	39.00	52.00
TOILET SOAP LIFEBOUY 140 GRM	EACH	42.00	42.00	50.00	49.00	48.00	47.00
TOILET SOAP SAFEGUARD BATH SIZE	EACH	50.00	50.00	50.00	50.00	50.00	48.00
TOOTHPASTE MACKLINES 70 GRM	EACH	50.00	50.00	50.00	50.00	50.00	50.00
TOOTHPAST MED SIZE CLGATE 70 GMS	EACH	75.00	75.00	85.00	70.00	88.00	75.00
TOOTHBRUSH SHEILD A/PLAQUE	EACH	41.67	40.00	45.00	32.50	37.50	40.00
TOOTHPOWDER DENTONIC 90 GRM	EACH	32.00	35.00	35.00	30.00	25.00	28.00
HAIR-COLOUR BEGIN (6 GMS)	EACH	110.00	105.00	110.00	95.00	95.00	105.00
HAIR COLOUR (KALAKOLA)	BOTTLE	130.00	130.00	130.00	120.00	125.00	140.00
FACECREAM PONDS (MEDIUM)	EACH	120.00	120.00	120.00	130.00	120.00	110.00
TALC POWDER VICE ROAY,B.CAT	EACH	146.67	150.00	145.00	135.00	110.00	110.00
BLADE TREET ORDINARY 10'S	PKT.	30.00	30.00	45.00	30.00	30.00	30.00
BLADE 7-O-CLOCK STAIN. 5'S	PKT.	35.00	35.00	35.00	30.00	35.00	35.00
SHAMPOO SUNSILK/PAINTIN 100 ML	BOTTLE	100.00	100.00	100.00	100.00	100.00	100.00
BEAUTY CREAM (FAIR & LOVELY)	EACH	75.00	75.00	200.00	75.00	200.00	115.00
HAIR REMOVING CREAM (EU-CREAM)	TUBE	76.67	75.00	75.00	75.00	55.00	85.00
GEL MEDIUM SIZE	BOTTLE	123.33	150.00	150.00	60.00	150.00	150.00
DISPOSABLE RAZOR GILLET-II	EACH	45.00	50.00	45.00	35.00	45.00	50.00
SHAVING CREAM TOUCH-ME/ADM.	EACH	65.00	65.00	72.50	60.00	70.00	60.00
GOLD TEZABI 24 CT	10 GM.	45360.00	44166.00	44410.00	44520.00	44350.00	44838.00
SILVER TEZABI 24 CT	10 GM.	667.00	708.00	668.00	740.00	616.50	680.00
ARTIFICIAL JEWELLARY SET	SET	1266.67	950.00	750.00	1225.00	256.25	2750.00
WRIST WATCH GENTS CITIZEN (ORIGINAL) ***	EACH	4000.00	6000.00	2000.00	2500.00	2500.00	4000.00
WRIST WATCH LADIES CITIZEN (ORIGINAL) ***	EACH	4000.00	6000.00	1750.00	2500.00	2500.00	3500.00
WALL CLOCK QUARTZ AV.QLTY	EACH	1400.00	1500.00	525.00	637.50	255.00	850.00
SUITCASE REXIN (24"x16"x6")	EACH	733.33	650.00	1200.00	850.00	800.00	950.00
TRUNK MEDIUM SIZE ***	EACH	1633.33	1800.00	1200.00	1800.00	1300.00	950.00
PURSE LADIES (LEATHER) AVERAGE QUALITY	EACH	1200.00	950.00	1200.00	950.00	500.00	600.00

7.11 Intercity Consumer Prices October, 2017

Description	Unit	Quetta	Turbat	Gawadar	Loralai	Khuzdar	D.M. Jamali
WHEAT	10 KG.	350.00	430.00	440.00	400.00	350.00	315.00
WHEAT FLOUR FINE/SUPERIOR.	KG.	51.00	50.00	50.00	45.00	40.00	40.00
WHEAT FLOUR AVG. QLTY	KG.	49.00	44.00	45.00	42.00	40.00	38.00
WHEAT FLOUR BAG	10 KG.	400.00	445.00	450.00	375.00	380.00	355.00
MAIDA	KG.	65.00	76.00	75.00	65.00	50.00	55.00
SUJI	KG.	65.00	77.00	80.00	65.00	65.00	57.50
BESAN AV. QLTY.	KG.	150.00	169.00	165.00	160.00	110.00	120.00
RICE BASMATI SUP. QLTY.	KG.	160.00	160.00	160.00	130.00	120.00	110.00
RICE BASMATI 385/386	KG.	95.00	78.00	92.00	90.00	90.00	77.50
RICE BASMATI BROKEN AV.QLTY	KG.	90.00	68.00	72.00	70.00	67.50	55.00
RICE IRR1-6 (SINDH/PUNJAB)	KG.	50.00	48.00	56.00	50.00	50.00	52.50
VERMICELLI	KG.	80.00	80.00	90.00	80.00	80.00	75.00
BREAD PLAIN MEDIUM SIZE	EACH	40.00	30.00	30.00	40.00	40.00	37.50
RUSK (PAPAY)	KG.	135.00	170.00	180.00	160.00	160.00	140.00
BISCUITS-PACKED	PKT	40.00	40.00	40.00	40.00	40.00	40.00
BISCUIT-BAKERY (LOOSE)	250 GM	55.00	75.00	65.00	80.00	80.00	70.00
CORNFLAKS FAUJI 225 GM.	PKT	198.00	152.00	154.00	120.00	230.00	190.00
SAMOSA (VEGATABLE)	EACH	12.00	10.00	10.00	15.00	15.00	10.00
PASTRY AV.QLTY.	EACH	22.50	22.00	25.00	30.00	17.00	20.00
PATTIES (VEGATABLES)	EACH	25.00	25.00	30.00	30.00	15.00	30.00
NIMCO	250 GM	45.00	80.00	100.00	65.00	80.00	70.00
CHIPS	250 GM	50.00	80.00	100.00	60.00	85.00	65.00
BEEF WITH BONE AV.QLTY.	KG	380.00	400.00	430.00	300.00	320.00	290.00
MUTTON AV.QLTY.	KG	725.00	700.00	700.00	650.00	575.00	600.00
CHICKEN FARM BROILER (LIVE)	KG	135.00	235.00	230.00	160.00	165.00	130.00
FISH-RAHU MEDIUM SIZE	KG	310.00	355.00	330.00	245.00	250.00	300.00
MILK FRESH (UNBOILED)	LTR.	90.00	120.00	120.00	95.00	95.00	95.00
CURD	KG.	100.00	125.00	130.00	85.00	90.00	120.00
MILK TETRA PACK 1/2 LTR.	PKT.	60.00	64.00	64.50	65.00	65.00	50.00
LACTOGEN 400 GRAMS	PKT.	425.00	450.00	450.00	425.00	450.00	450.00
POWDER MILK NIDO 400GM.	PKT	389.74	390.00	390.00	360.00	370.00	380.00
MILK POWDER LOOSE/PACKED	KG.	400.00	480.00	500.00	450.00	750.00	475.00
BUTTER LOCAL PACKED	50 GM.	24.00	30.00	30.00	25.00	30.00	37.50
EGGS FARM	DOZ	110.00	110.00	120.00	120.00	80.00	110.00
MUSTARD OIL AV.QLTY.	KG.	190.00	180.00	190.00	240.00	175.00	350.00
COOKING OIL (DALDA)	2.5LTR	445.00	440.00	470.00	510.00	485.00	475.00
COOKING OIL (PAKWAN) OTHER BRAND SPECIFY	2.5 LTR	415.00	445.00	480.00	430.00	455.00	430.00
VEGETABLE GHEE TIN	2.5KG.	440.00	439.00	460.00	430.00	440.00	465.00
VEGETABLE GHEE (LOOSE)	KG.	130.00	160.00	160.00	150.00	150.00	155.00
DATES AV.QLTY.	KG.	210.00	95.00	110.00	200.00	150.00	200.00
PISTACHIO AV.QLTY.	50 GM.	55.00	60.00	60.00	60.00	100.00	70.00
ALMONDS WHOLE AV.QLTY.	KG.	700.00	600.00	600.00	575.00	850.00	825.00
COCONUT DRY AV.QLTY.	KG.	300.00	320.00	295.00	280.00	550.00	375.00
RAISINS AV.QLTY.	50 GM.	22.50	25.00	30.00	17.50	50.00	27.50
GROUNDNUTS (WITH SHELL)	KG.	230.00	160.00	160.00	210.00	200.00	250.00
MALTA/MOSAMBI	DOZ	0.00	0.00	0.00	0.00	0.00	0.00
KINNU	DOZ	0.00	0.00	0.00	0.00	0.00	0.00
APPLE	KG	100.00	120.00	130.00	95.00	80.00	85.00
ALOO BUKHARA	KG	0.00	0.00	0.00	0.00	0.00	0.00
POMEGRANATE (ANNAR)	KG	150.00	150.00	150.00	0.00	160.00	110.00
GRAPES	KG	110.00	127.50	145.00	125.00	130.00	155.00
BANANAS	DOZ	70.00	55.00	65.00	75.00	65.00	45.00
MANGO KALMI	KG	0.00	0.00	0.00	0.00	0.00	0.00
GUAVA	KG	0.00	85.00	90.00	0.00	0.00	0.00
WATERMELON (TURBOOZ)	KG	0.00	0.00	0.00	0.00	0.00	0.00
MUSKMELON (KHARBOOZA)	KG	0.00	0.00	0.00	0.00	0.00	0.00
SWEETMELON (GARMA)	KG	55.00	80.00	80.00	0.00	60.00	50.00
PULSE MASOOR (WHOLE)	KG.	135.00	145.00	150.00	120.00	135.00	125.00
PULSE MASOOR (WASHED)	KG.	130.00	145.00	155.00	140.00	130.00	130.00
PULSE MOONG (WASHED)	KG.	150.00	160.00	160.00	140.00	140.00	145.00
PULSE MASH (WASHED)	KG.	215.00	200.00	225.00	220.00	232.50	165.00

Contd.

7.11 Intercity Consumer Prices October, 2017

Description	Unit	Quetta	Turbat	Gawadar	Loralai	Khuzdar	D.M. Jamali
PULSE GRAM	KG.	150.00	147.50	150.00	140.00	135.00	135.00
GRAM WHOLE BLACK AV QLTY.	KG.	150.00	142.50	140.00	160.00	180.00	110.00
GRAM WHOLE YELLOW AV.QLTY	KG.	210.00	165.00	177.50	220.00	220.00	205.00
BEANS (LAL LOBIA)	KG.	150.00	95.00	100.00	160.00	180.00	125.00
POTATOES	KG	30.00	50.00	50.00	40.00	40.00	30.00
ONION	KG	55.00	80.00	90.00	100.00	40.00	85.00
TURNIP	KG	40.00	110.00	0.00	55.00	30.00	35.00
RADISH	KG	40.00	55.00	65.00	55.00	30.00	0.00
TOMATOES	KG	100.00	95.00	100.00	120.00	100.00	130.00
CABBAGE	KG	0.00	0.00	0.00	0.00	0.00	0.00
CAULIFLOWER	KG	57.50	90.00	95.00	80.00	40.00	72.50
BRINJAL	KG	40.00	60.00	75.00	55.00	40.00	25.00
PUMPKIN	KG	0.00	0.00	0.00	0.00	0.00	0.00
BOTTLEGOURD	KG	57.50	50.00	65.00	60.00	40.00	35.00
LADY FINGER	KG	87.50	90.00	100.00	75.00	52.50	72.50
PEAS	KG	0.00	0.00	0.00	0.00	0.00	0.00
SPINACH	KG	30.00	40.00	40.00	40.00	30.00	40.00
TINDA	KG	60.00	100.00	100.00	45.00	70.00	45.00
TURAI	KG	72.50	70.00	75.00	75.00	60.00	52.50
KARAILA	KG	70.00	120.00	125.00	116.67	100.00	80.00
ARVI	KG	67.50	50.00	70.00	120.00	0.00	45.00
CHILLIES GREEN	KG	110.00	145.00	165.00	35.00	60.00	120.00
CARROT	KG	0.00	0.00	0.00	0.00	0.00	0.00
COCUMBER (KHEERA)	KG	47.50	95.00	100.00	95.00	50.00	45.00
LEMON	250GM	55.00	90.00	80.00	100.00	60.00	30.00
SUGAR REFINED	KG.	57.00	70.00	70.00	57.50	55.00	55.00
GUR AV.QLTY	KG.	90.00	100.00	110.00	75.00	83.75	72.50
HONEY LANGANESE 500 GM.	BOTTLE	740.00	680.00	690.00	800.00	800.00	800.00
MILO 200 GM.	BOTTLE	200.00	220.00	215.00	220.00	220.00	220.00
CUSTARD POWDER RAFHAN 300 GM.	PKT	80.00	85.00	85.00	80.00	80.00	80.00
TOFFEE (HILAL)	EACH	1.00	2.00	2.50	1.00	1.00	2.00
CHOWKELATE CANDY (SMALL SIZE)	EACH	5.00	10.00	10.00	5.00	5.00	5.00
SWEETMEAT (MIXED)	KG	250.00	350.00	350.00	280.00	300.00	320.00
ICE CREAM WALLS	CUP.	40.00	40.00	45.00	50.00	40.00	40.00
ICE	KG	15.00	10.00	15.00	10.00	20.00	17.50
JAM AHMED/MITCHELLES	BOTTLE	140.00	160.00	115.00	130.00	190.00	147.50
SQUASH-MITCHELLES	BOTTLE	160.00	160.00	175.00	165.00	170.00	150.00
ROOH AFZA	BOTTLE	180.00	170.00	175.00	170.00	180.00	180.00
JAM-E-SHIREEN	BOTTLE	180.00	160.00	170.00	180.00	180.00	180.00
SAUNF	50 GM	15.50	19.00	18.00	20.00	30.00	15.00
CINAMON LOOSE AV. QLTY	50 GM.	22.50	30.00	40.00	50.00	80.00	22.50
CUMINSEED WHITE NATIONAL	50 GM.	54.00	52.00	50.00	70.00	80.00	54.00
PEPPER BLACK NATIONAL	50 GM.	110.00	80.00	75.00	110.00	110.00	110.00
CLOVES LOOSE AV.QLTY	50 GM.	90.00	30.00	30.00	120.00	110.00	120.00
CARDAMOM LARGE LOOSE AV.QLTY	50 GM.	150.00	150.00	140.00	120.00	210.00	105.00
CARDAMOM SMALL AV.QLTY	50 GM.	185.00	75.00	75.00	100.00	190.00	120.00
SALT-POWDERED (LAHORI) LOOSE	KG.	10.00	15.00	14.00	10.00	10.00	10.00
SALT POWDERED (NATIONAL/SHAN)	PKT	25.00	30.00	25.00	25.00	25.00	25.00
CHILLIES POWD.NATIONAL 200GM	PKT	120.00	120.00	120.00	120.00	105.00	105.00
CHILLIES POWDER LOOS	KG.	310.00	450.00	350.00	320.00	300.00	265.00
CORRIANDER SEED POWD.NATIONAL	PKT	116.00	80.00	80.00	116.00	116.00	104.00
CORRIANDER SEED (LOOSE)	KG.	230.00	165.00	290.00	240.00	300.00	210.00
TURMERIC POWD.NATIONAL 50GM	PKT.	35.00	56.00	35.00	35.00	39.00	35.00
CURRY POWD. NATIONAL 200 GM	PKT.	87.00	90.00	100.00	104.00	104.00	87.00
TOMATO KETCHUP AHMED/MITCHL	BOTTLE	85.00	105.00	105.00	90.00	100.00	100.00
PICKLES AHMED/MITCHELLES	BOTTLE	120.00	120.00	115.00	130.00	120.00	110.00
VINEGAR SYNTHETIC (SIRKA)	BOTTLE	85.00	60.00	60.00	55.00	55.00	72.50
GARLIC	KG	210.00	275.00	320.00	300.00	200.00	200.00
GINGER	KG	200.00	180.00	180.00	320.00	210.00	230.00
TAPAL DANEDAR TEA 200GM PACKET	PKT	178.94	170.00	170.00	170.00	174.00	160.00
TEA LIPTON YELLOW LABEL 200GM.	PKT.	178.94	175.00	175.00	195.00	205.00	195.00

Contd.

7.11 Intercity Consumer Prices October, 2017

Description	Unit	Quetta	Turbat	Gawadar	Loralai	Khuzdar	D.M. Jamali
TEA LOOSE KENYA AV.QLTY 250GM.	PKT.	112.50	175.00	200.00	155.00	170.00	180.00
COFFEE-NESCAFE 75 GM. **	BOTTLE	300.00	300.00	280.00	220.00	270.00	275.00
COLD DRINK (STANDARD SIZ)	BOTTLE	25.00	30.00	30.00	25.00	25.00	25.00
FRUIT JUICE TETRA PACK	PKT.	30.00	20.00	20.00	30.00	20.00	20.00
MINERAL WATER NESTLE 1.5 LTR	BOTTLE	60.00	50.00	50.00	50.00	55.00	50.00
CIGARETTES K-2 10'S **	PKT	50.00	30.00	28.00	70.00	50.00	60.00
CIGARETTES CAPSTAN 10'S **	PKT	50.00	70.00	60.00	50.00	50.00	50.00
CIGARETTES GOLD LEAF 20'S	PKT	140.00	140.00	140.00	140.00	140.00	140.00
CIGARETTES MORVEN GOLD 20'S	PKT	50.00	70.00	70.00	80.00	50.00	75.00
BETEL LEAVES	50GM.	40.00	40.00	45.00	35.00	70.00	55.00
BETEL NUTS	KG.	235.00	240.00	240.00	300.00	350.00	200.00
LONG CLOTH 57" GUL AHMED/AL-KARAM	METER	210.00	200.00	185.00	290.00	275.00	225.00
SHIRTING AV.QLTY.	METER	150.00	150.00	160.00	155.00	200.00	155.00
PANT CLOTH W & WEAR AV.QLTY	METER	300.00	270.00	300.00	370.00	200.00	200.00
LAWN PRINTED GUL AHMED/AL-KARAM	METER	200.00	200.00	180.00	255.00	245.00	205.00
GEORGETTE AV.QLTY	METER	105.00	90.00	80.00	145.00	130.00	70.00
LINEN AV.QLTY ***	METER	100.00	70.00	75.00	140.00	160.00	100.00
HEAVY WT SUITING LAWERNCPUR AVG QLTY	METER	1100.00	1100.00	1100.00	1000.00	1100.00	900.00
HEAVY WT SUITING LAWERNCPUR SUP QLTY	METER	1300.00	1300.00	1300.00	1500.00	1300.00	1300.00
TROPICAL SUITING LAW.PUR	METER	950.00	950.00	950.00	1000.00	950.00	950.00
PANT BOY 24"/26" LENGTH.	EACH	375.00	400.00	360.00	500.00	1100.00	325.00
SHIRT BOY 24"/26" LENGTH	EACH	275.00	350.00	340.00	300.00	950.00	325.00
SCHOOL UNI. PANT,SHIRT BOYS	SUIT	900.00	1200.00	900.00	625.00	1150.00	485.00
SCHOOL UNI. KAMEEZ,SHAL.BOYS	SUIT	1200.00	1000.00	900.00	590.00	1150.00	500.00
SCHOOL UNI. KAMEEZ,SHAL.GIRL	SUIT	1300.00	1000.00	1000.00	600.00	1150.00	600.00
FROCK W/WEAR GIRLS	EACH	450.00	300.00	350.00	600.00	1100.00	550.00
AWAMI-SUIT W & W(BOY) 24"/26	SUIT	475.00	1000.00	850.00	687.50	687.50	550.00
AWAMI-SUIT W&W (GENTS)AV.QLTY	SUIT	675.00	900.00	850.00	875.00	875.00	1100.00
PULLOVER GENTS OXFORD/BON.	EACH	3250.00	2000.00	2000.00	2800.00	2000.00	2250.00
PULLOVER LADIES OXFORD/BON.	EACH	3350.00	2150.00	2175.00	3000.00	2750.00	2000.00
PULLOVER (GENTS) OTHERS A.QTY	EACH	725.00	600.00	575.00	1350.00	950.00	1800.00
SECOND-HAND COAT FOR MEN	EACH	300.00	250.00	250.00	200.00	250.00	325.00
SECONDHAND SWEETER FOR MEN DUP QLTY	EACH	350.00	200.00	200.00	350.00	220.00	200.00
SECONDHAND WINTER JACKET	EACH	325.00	275.00	250.00	170.00	300.00	275.00
UNDERWEAR AV.QLTY MEDIUM SIZE	EACH	65.00	100.00	95.00	120.00	200.00	65.00
VEST FOR MEN AV.QLTY.	EACH	75.00	130.00	105.00	105.00	200.00	130.00
VEST/SHAMEEZ (WOMEN) AVG. QLTY	EACH	105.00	160.00	170.00	115.00	250.00	100.00
SOCKS NYLON (PAKISTANI)	PAIR	67.50	120.00	120.00	75.00	80.00	70.00
BRASSIER AV.QLTY.	EACH	100.00	120.00	120.00	155.00	200.00	130.00
BRASSIER SUP QLTY	EACH	250.00	200.00	200.00	300.00	500.00	212.50
DOPATTA GEORGETTE AV.QLTY.	EACH	210.00	300.00	300.00	235.00	330.00	190.00
DOPATTA COTTON AV GLTY	EACH	125.00	245.00	235.00	190.00	350.00	140.00
CHADDAR (W/WEAR) (2x2.5 MTR)	EACH	230.00	300.00	300.00	312.50	400.00	525.00
LUNGI/DHOTI(COTTON) AVG. QLTY	EACH	240.00	265.00	285.00	450.00	360.00	275.00
HANDKERCHIEF AVG. QLTY PAK	EACH	30.00	50.00	60.00	45.00	70.00	45.00
HANDKERCHIEF SUP. QLTY PAK	EACH	50.00	65.00	70.00	95.00	95.00	65.00
GLOVES AV QLTY	PAIR	55.00	95.00	85.00	60.00	300.00	45.00
AZARBAND COTTON AVG. QLTY	EACH	12.50	20.00	20.00	13.50	20.00	47.50
SEWING THREAD/REEL(ASLI PARI)	EACH	4.00	7.00	7.00	7.00	7.00	5.50
WASHING CHARGES PAINT & SHIRT	SUIT	65.00	60.00	75.00	75.00	160.00	100.00
DRY CLEANING SUIT COAT PANT	SUIT	200.00	300.00	350.00	350.00	350.00	155.00
WASHING CH. (KAMIZ-SHALWAR)	PAIR	40.00	50.00	60.00	80.00	80.00	65.00
TAILORING SHIRT	EACH	265.00	250.00	250.00	300.00	300.00	275.00
TAILORING CHARGES PANT (MEN)	EACH	425.00	375.00	500.00	400.00	375.00	700.00
TAILORING COAT-PANT SUIT	SUIT	3250.00	3250.00	4000.00	3500.00	3250.00	3500.00
TAILORING AWAMI-SUIT (MALE)	SUIT	650.00	550.00	550.00	650.00	575.00	475.00
TAILORING SUIT FEMALE	SUIT	600.00	400.00	450.00	575.00	575.00	375.00
GENTS SHOES PAUL BATA	PAIR	1199.00	1199.00	1199.00	1199.00	1199.00	1199.00
GENTS SANDAL BATA	PAIR	699.00	699.00	699.00	699.00	699.00	699.00
GENTS SPOUNG CHAPPAL BATA	PAIR	179.00	179.00	179.00	179.00	179.00	179.00
LADIES SANDAL BATA	PAIR	499.00	499.00	499.00	499.00	499.00	499.00

Contd.

7.11 Intercity Consumer Prices October, 2017

Description	Unit	Quetta	Turbat	Gawadar	Loralai	Khuzdar	D.M. Jamali
LADIES SPOUNG CHAPPAL BATA	PAIR	179.00	179.00	179.00	179.00	179.00	179.00
CHILD SHOE POWER LITE BATA	PAIR	599.00	599.00	599.00	599.00	599.00	599.00
GENTS SHOE, ART 1109 SERVICE	PAIR	999.00	999.00	999.00	999.00	999.00	999.00
NYLON JOGGER 27 SIZE 2-5 ***	PAIR	1299.00	1299.00	1299.00	1299.00	1299.00	1299.00
CHINA FOOT WEAR AV. QLTY (MALE) *	PAIR	475.00	900.00	750.00	950.00	250.00	750.00
CHINA FOOT WEAR AV. QLTY (FEMALE) *	PAIR	300.00	600.00	600.00	350.00	250.00	550.00
CHINA FOOT WEAR AV. QLTY (CHILDREN) *	PAIR	285.00	550.00	600.00	300.00	250.00	400.00
SHOE REPAIR HALF SOLE	PAIR	90.00	120.00	150.00	75.00	90.00	85.00
SHOES POLISH CHARGES AVERAGE SHOP	PAIR	20.00	30.00	30.00	17.50	20.00	20.00
HOUSE RENT (combined)	MONTH	11779.50	6000.00	7083.33	4977.11	1997.00	3863.79
rent 2	pm	11779.50	6000.00	7083.33	4977.11	1997.00	3863.79
RENT3	PM	11779.50	6000.00	7083.33	4977.11	1997.00	3863.79
RENT4	PM	11779.50	6000.00	7083.33	4977.11	1997.00	3863.79
RENT5	PM	11779.50	6000.00	7083.33	4977.11	1997.00	3863.79
RENT6	PM	11779.50	6000.00	7083.33	4977.11	1997.00	3863.79
SYNTHETIC ENEMAL ROBIALAC BALTI 3.64 LTR.	EACH	1650.00	1900.00	1820.00	1550.00	1800.00	1800.00
SYNTHETIC ENEMAL ICI BALTI 3.64 LTR.	EACH	1875.00	1850.00	2150.00	1650.00	1800.00	1450.00
CEMENT (LOCAL) SPECIFY BRAND NAME	BAG	550.00	590.00	560.00	530.00	550.00	535.00
BRICKS (NEW) IST CLASS	P/1000	6250.00	0.00	0.00	8166.67	8500.00	5750.00
CEMENT BLOCKS (6"x8"x12")	P/100	0.00	2400.00	2500.00	2350.00	1900.00	0.00
BAJREE	100CFT	4250.00	3500.00	4500.00	2450.00	5000.00	2400.00
SAND (BLACK PIT SAND)	K100CFT	3250.00	3000.00	3300.00	3500.00	0.00	2400.00
TIMBER SHESHAM LOG IST QUALITY	cubmt.	55582.00	0.00	0.00	0.00	0.00	0.00
IRON BAR (M.S. BAR) 1/2"	P/TON	80000.00	78000.00	78000.00	74000.00	75000.00	78000.00
CARPANTER WAGE RATE	P/DAY	900.00	1050.00	1200.00	1000.00	1100.00	700.00
MASON (RAJ) WAGE RATE	P/DAY	1100.00	1650.00	1700.00	1250.00	1200.00	800.00
UNSKILLED LABOUR WAGE RATE	P/DAY	550.00	700.00	700.00	675.00	650.00	375.00
PLUMBER WAGE RSTE	P/DAY	800.00	1100.00	1200.00	950.00	1100.00	700.00
ELECTICIAN WAGE RATE PER DAY **	P/DAY	750.00	1200.00	1100.00	800.00	0.00	600.00
ELECTICIAN WAGE RATE PER POINT **	P/PNT	150.00	120.00	110.00	135.00	135.00	125.00
WATER CHARGES PER HOUSE	P/MONTH	125.00	150.00	500.00	0.00	190.00	300.00
ELECT.CHARGES UPTO 50 UNITS	P/UNIT	2.00	2.00	2.00	2.00	2.00	2.00
ELECT.CHARGES 01 - 100 UNIT	P/UNIT	6.18	6.18	6.18	6.18	6.18	6.18
ELECT.CHARGES 101 - 300 UNIT	P/UNIT	9.54	9.54	9.54	9.54	9.54	9.54
ELECT.CHARGES 301 - 1000 UNIT	P/UNIT	16.39	16.39	16.39	16.39	16.39	16.39
ELECT.CHARGES ABOVE 1000 UNIT	P/UNIT	18.39	18.39	18.39	18.39	18.39	18.39
ELEC	PM	10.50	10.50	10.50	10.50	10.50	10.50
GAS CHRg upto 3.3719 MMBUT	MMBTU	128.70	0.00	0.00	0.00	0.00	128.70
GAS CHRg 3.3719 - 6.7438 MMBUT	MMBTU	257.40	0.00	0.00	0.00	0.00	257.40
GAS CHRg 6.7438 - 10.1157 MMBUT	MMBTU	257.40	0.00	0.00	0.00	0.00	257.40
GAS CHRg10.1157 - 13.4876 MMBUT	MMBTU	702.00	0.00	0.00	0.00	0.00	702.00
GAS	PM	702.00	0.00	0.00	0.00	0.00	702.00
GAS	PM	409.50	0.00	0.00	0.00	0.00	409.50
KEROSENE OIL	LTR	60.00	90.00	90.00	110.00	60.00	95.00
FIREWOOD WHOLE	40 KG.	650.00	355.00	425.00	550.00	500.00	475.00
CHAIR SHESHAM WOOD WITH ARMS **	EACH	1150.00	2000.00	2200.00	1800.00	1700.00	1900.00
CHAIR PLASTIC (CHAIRMAN) AVERAGE QUALITY	EACH	550.00	800.00	850.00	587.50	1400.00	825.00
TABLE SHESHAM WOOD (4X2X5") ***	EACH	5500.00	3900.00	3800.00	4500.00	5500.00	5625.00
SOFASET WOODEN WITH FOAM SEAT **	SET	30000.00	10000.00	12000.00	10000.00	12000.00	13000.00
COT IRON (WITH NIWAR)AV.QLTY.	EACH	2600.00	2950.00	2800.00	1900.00	2400.00	2800.00
ALMIRAH (STEEL) 6'X3' 20 GUAGE	EACH	9000.00	10000.00	10000.00	8000.00	12000.00	13000.00
DINNING TABLE 6 CHAIRS A.QLTY	SET	13000.00	24000.00	28000.00	11000.00	11000.00	17500.00
SINGLE BED WITHOUT FOAM MED.	EACH	6500.00	3700.00	3600.00	4400.00	9000.00	5750.00
MATRESS SINGLE(4"THICK)	EACH	3750.00	3500.00	3250.00	3550.00	4200.00	5750.00
FARSHI DARI 12'X9' AV.QLTY	EACH	1000.00	600.00	470.00	1200.00	2200.00	3000.00
DARI COTTON (6'x2 1/2') AV.QL	EACH	475.00	380.00	300.00	550.00	2500.00	425.00
CARPET PLAIN AV. QLTY	SQFT.	61.50	90.00	120.00	42.50	42.50	45.00
QUILT (LIHAF) 3 KG. COTTON	EACH	700.00	500.00	500.00	600.00	1100.00	675.00
BLANKET (90" x 54")	EACH	2000.00	2500.00	2700.00	3000.00	4000.00	5250.00
BEDSHEET SINGLE BED SUP.QLTY	EACH	1725.00	425.00	450.00	575.00	1400.00	550.00
BED SHEET DOUBLE WITH TWO PILLOW COVERS SUP QLTY	SET	2000.00	600.00	1500.00	850.00	1500.00	950.00

Contd.

7.11 Intercity Consumer Prices October, 2017

Description	Unit	Quetta	Turbat	Gawadar	Loralai	Khuzdar	D.M. Jamali
TOWEL(3'x2') AV. QALTY	EACH	200.00	200.00	300.00	365.00	450.00	225.00
CEILING FAN 48" SUPER QLTY **	EACH	2650.00	3700.00	3750.00	3000.00	3400.00	4000.00
PEDESTAL FAN 22" SUPER QLTY	EACH	3600.00	4000.00	4000.00	4000.00	4000.00	4500.00
REFG. DAWLENCE 10 CFT. D.DOOR	EACH	29500.00	40500.00	39500.00	26750.00	33000.00	37000.00
D-FREEZER WAVES 8 CFT.	EACH	33450.00	35000.00	35000.00	23500.00	36000.00	0.00
AIRCONDITIONER 1.5 TON PEL	EACH	45000.00	60000.00	54500.00	40000.00	51000.00	49500.00
SPLIT AIR CONDITIONER 1.5 TON (SPECIFY BRAND NAME)	EACH	47000.00	45500.00	46000.00	43500.00	39000.00	47500.00
AIRCOOLER SUPER ASIA	EACH	11500.00	9500.00	9000.00	10500.00	10500.00	10000.00
WASHING MACHINE SINGER	EACH	15200.00	14700.00	14700.00	13950.00	14700.00	14700.00
SEWING MACHINE(SINGER)	EACH	5210.00	5400.00	5300.00	4975.00	5210.00	5210.00
GIZER LARGE SIZE 30 GALLON CAPACITY SUP QLTY	EACH	12500.00	15500.00	15250.00	12000.00	20000.00	14750.00
GAS BURNER DOUBLE SPFY.BRAND	EACH	1250.00	1350.00	1200.00	1950.00	2500.00	1500.00
ELECT. IRON PHILIPS MDL.1120	EACH	1150.00	1350.00	1350.00	1900.00	1900.00	1450.00
ELECTRIC JUICER FOR APPLE	EACH	3800.00	3700.00	3600.00	3433.33	2900.00	4000.00
S.STEEL DEGHCHI MEDIUM SIZE ***	EACH	500.00	1000.00	1000.00	500.00	950.00	575.00
ALUMINIUM COOKING PAN (DEGCHI) MED SIZE	EACH	425.00	750.00	900.00	400.00	950.00	500.00
NON STICK COOKING PAN (DEGCHI) SUP. QLTY	EACH	350.00	1050.00	1350.00	345.00	600.00	650.00
FRYING PAN STEEL AVG. QLTY MED. SIZE	EACH	260.00	300.00	290.00	210.00	800.00	475.00
TAWA IORN (MEDIUM SIZE) AVG. QLTY	EACH	200.00	300.00	330.00	225.00	400.00	300.00
S.STEEL PLATE A.QLTY.(M.SIZE)	EACH	85.00	95.00	85.00	47.50	130.00	65.00
TABLE SPOON S.STEEL SUP.QLTY.	DOZEN	325.00	285.00	300.00	355.00	500.00	420.00
WATER SET JUG+6 GLASSES (OMROC)	SET	340.00	600.00	525.00	830.00	900.00	525.00
TEA SET PAK. CHINAWARE 21 PCS.	SET	1450.00	1350.00	1500.00	2500.00	1500.00	2250.00
DINNER SET PLASTIC 72 PIECES SUPERIOR QLTY	SET	4750.00	3750.00	3000.00	5466.67	5466.67	4450.00
HOTPOT SET PLASTIC 3 PCS.	SET	1050.00	600.00	1200.00	1200.00	1600.00	1900.00
BUCKET(BALT) PLASTIC MED.SIZ	EACH	285.00	380.00	395.00	275.00	400.00	275.00
LOTA PLASTIC (MED SIZE) AVERAGE QUALITY	EACH	40.00	60.00	60.00	50.00	90.00	60.00
PRESURE COOKER 4 LTR.	EACH	1100.00	1400.00	1600.00	1333.33	1800.00	1225.00
WATER COOLER 9/10 LTR.PLASTIC ***	EACH	500.00	700.00	700.00	540.00	600.00	950.00
THERMOS STARVAC 1 LTR	EACH	375.00	750.00	675.00	425.00	700.00	350.00
BULB PHILIPS 100-WATTS	EACH	30.00	30.00	30.00	35.00	35.00	30.00
TUBE LIGHT PHILIPS 40 WATTS	EACH	100.00	135.00	140.00	140.00	130.00	95.00
ELECTRIC BLUBS "0" WATTE LOCAL	EACH	20.00	25.00	20.00	30.00	25.00	25.00
ELECTRIC BLUB ENERGY SAVER 14 WATTS	EACH	180.00	120.00	140.00	180.00	180.00	180.00
WASHING SOAP 250 GMS SPECIFY BRAND NAME	EACH	30.00	24.00	25.00	40.00	40.00	35.00
SURF EXCEL 400 GMS POLY BAG	EACH	130.00	114.00	110.00	130.00	130.00	130.00
WASHING POWDER 1000 GRM	EACH	175.00	192.50	185.00	155.00	160.00	185.00
WASHING POWDER (WHEEL/ BONUS) 100 GRAMS	EACH	85.00	98.00	100.00	90.00	90.00	95.00
CLEANSER POWDER VIM 1000 GM	PKT.	72.00	70.00	80.00	90.00	80.00	75.00
FINIS 500 ML	BOTTLE	187.50	190.00	180.00	193.75	190.00	200.00
PHNYLE TYPHONE/FINIS/CARRANITE 3 LITRES	BOTTLE	120.00	140.00	140.00	140.00	190.00	150.00
HARPIC	BOTTLE	130.00	145.00	150.00	155.00	150.00	150.00
BOOT POLISH CHERRY/KIWI 50ML	EACH	105.00	85.00	98.00	95.00	100.00	115.00
ROBIN BLUE (35 GRAMS)	PKT.	35.00	25.00	30.00	55.00	50.00	25.00
TISSU PAPER PERFUMED 100 PCS.	PKT	100.00	100.00	100.00	130.00	120.00	110.00
TOILET PAPER ROLL (R.PETEL)	P/ROLL	40.00	40.00	40.00	40.00	40.00	40.00
BOOT POLISH LIQUID CHEERY BLOSSOM KIWI 75 ML	BOTTLE	125.00	120.00	120.00	130.00	130.00	150.00
MATCH BOX SMALL	EACH	2.00	2.00	2.00	2.00	3.00	2.50
DRY CELL 1.5 VOLT(LOCAL)	EACH	15.00	15.00	15.00	25.00	25.00	24.50
HAND STITCHING NEEDLE M.SIZE	PACKET	5.00	8.00	8.00	6.00	12.00	5.00
SEWING MACHINE NEEDLE (SINGER)	EACH	5.00	2.00	2.00	5.00	8.00	5.00
HOUSEHOLD SERVANT FEMALE P/T	P/MNTH	1350.00	5000.00	4000.00	1500.00	3500.00	900.00
MARRIAGE HALL WITH FURNITURE	P/HEAD	80.00	50.00	50.00	50.00	50.00	50.00
SEPTRAN TABLETS	10TAB.	20.00	20.00	20.00	20.00	20.00	19.30
BRUFEN TABS 200-MG.	10TAB.	10.00	15.00	15.00	10.00	13.00	10.00
PANADOL TAB. EXTRA/PLAIN	10TAB.	12.00	15.00	15.00	12.00	12.00	12.00
DISPRIN TAB.	10TAB.	12.00	15.00	15.00	13.00	13.00	12.70
TRISIL TAB.	10 TAB	10.00	15.00	15.00	10.00	10.00	10.00
FLAGYL TAB. 200 MG.	10TAB.	10.00	10.00	10.00	10.00	10.00	10.00
VENTOLIN TAB. 2MG.	10TAB.	10.00	10.00	10.00	10.00	10.00	10.00
DAONIL TAB. 5 MG.	10TAB.	17.00	20.00	20.00	17.00	17.00	17.00

Contd.

7.11 Intercity Consumer Prices October, 2017

Description	Unit	Quetta	Turbat	Gawadar	Loralai	Khuzdar	D.M. Jamali
ENTOX TAB.	10TAB.	15.00	14.00	12.00	15.00	10.00	15.00
RENITEC TAB. 5 MG.	10TAB.	59.00	60.00	60.00	58.00	59.00	58.50
CAC. 1000 TAB	BOTTLE	122.00	122.00	122.00	122.00	122.00	124.44
AMOXIL CAPSOLE 250 MG.S	10CAP.	36.00	42.00	40.00	36.00	36.00	35.70
CALCIUM SYRUP SANDOZ	BOTTLE	65.00	65.00	65.00	65.00	64.00	64.00
LEDERPLEX SYRUP	BOTTLE	53.00	50.00	50.00	53.00	53.00	52.74
SANCOS SYRUP (50 ML.)	BOTTLE	30.00	30.00	30.00	30.00	30.00	30.00
PHENERGAN SYRUP 120 ML.	BOTTLE	33.00	35.00	33.00	33.00	33.00	33.00
CALPOL SYRUP 60 ML.	BOTTLE	28.00	28.00	28.00	28.00	28.00	28.00
HYDRYLLIN SYRUP 120 ML.	BOTTLE	69.00	70.00	70.00	69.00	69.00	69.00
POLYFAX EYE OINTMENT	TUBE	21.00	22.00	25.00	21.00	21.00	21.50
BETNESOL EYE DROPS	BOTTLE	34.00	34.45	33.89	34.00	34.00	33.89
EAR DROPS (CARDISPORINE) ***	BOTTLE	23.00	21.00	21.00	25.00	21.00	21.42
BETNOVATE-N OINTMENT 5 GMS	TUBE	16.00	16.00	17.00	16.00	16.00	16.00
BURNOL CREAM 30 GRM	TUBE	55.42	55.42	55.42	55.42	55.42	55.42
VICKS VAPORUB/BALM	BOTTLE	36.00	40.00	40.00	36.00	36.00	36.00
GLYCRINE SMALL BOTTLE	BOTTLE	45.00	30.00	30.00	40.00	30.00	15.00
JOUHAR JOSHANDA	PKT.	10.00	8.50	8.00	10.00	10.00	10.00
GALXOS-D (450 GRMS)	PKT.	157.50	150.00	150.00	146.00	147.00	157.50
GRIPE-WATER WOODWARDS	BOTTLE	50.00	55.00	55.00	55.00	55.00	60.00
SANIPLAST ONE PUTTY	EACH	2.00	3.00	3.00	2.00	2.00	1.45
O.R.S. (NIMCOL)	PKT.	15.00	20.00	20.00	15.00	17.00	17.00
DETTOL (MEDIUM)	BOTTLE	65.00	65.00	65.00	80.00	65.00	80.00
COTTON BANDAGE 2" - 4"	EACH	10.00	20.00	20.00	13.00	30.00	10.00
THERMOMETER CHINA	EACH	35.00	50.00	50.00	35.00	50.00	40.00
DOCTOR (MBBS) CLINIC FEE	P/PAT.	200.00	350.00	500.00	200.00	250.00	150.00
URINE TEST (DR) CHARGES	P/TEST	80.00	300.00	300.00	100.00	100.00	85.00
BLOOD TEST (CP) CHARGES	P/TEST	200.00	350.00	350.00	200.00	200.00	225.00
SUGAR TEST (RANDOM/FASTING BOTH) CHARGES	P/TEST	175.00	300.00	300.00	150.00	150.00	200.00
ECG CHARGES	P/TEST	175.00	400.00	400.00	200.00	300.00	200.00
X-RAY (CHEST) CHARGES	P/X-RAY	300.00	550.00	650.00	250.00	250.00	350.00
CAR SUZUKI 800 CC (W/O. A/C)	EACH	625000.00	0.00	0.00	0.00	0.00	0.00
CAR SUZUKI 1000 CC	EACH	1149000.00	0.00	0.00	0.00	0.00	0.00
CAR TOYOTA 1300 CC	EACH	1660000.00	0.00	0.00	0.00	0.00	0.00
CAR HONDA CIVIC	EACH	2053000.00	0.00	0.00	0.00	0.00	0.00
MOTORCYCLE HONDA CD-70.	EACH	63500.00	68000.00	69000.00	66000.00	0.00	66500.00
MOTORCYCLE YAMAHA 100CC.	EACH	77000.00	79000.00	80000.00	81000.00	0.00	0.00
MOTOR CYCLE HERO 70 CC	EACH	44000.00	50000.00	0.00	50000.00	0.00	0.00
BICYCLE WITH TYRES & TUBES	EACH	7062.50	7250.00	6500.00	7500.00	0.00	7500.00
TYRE CAR WITH TUBE GENERAL	EACH	3250.00	4000.00	4000.00	3125.00	3500.00	3300.00
TYRE MOTOR CYCLE WITHOUT TUBE	EACH	1050.00	1375.00	1400.00	1125.00	1150.00	1100.00
TYRE CYCLE SPECIFY BRAND NAME	EACH	350.00	300.00	300.00	335.00	400.00	475.00
TYRE CAR W/O TUBE	EACH	2950.00	3500.00	3500.00	2350.00	5000.00	2800.00
PETROL SUPER	LITRE	73.50	73.50	73.50	73.50	73.50	73.50
HIGH SPEED DIESEL HSD	LITRE	79.40	79.40	79.40	79.40	79.40	79.40
CNG	K.G.	78.10	0.00	0.00	0.00	0.00	79.90
GAS CYLINDER STAND. SIZE	EACH	1325.00	825.00	880.00	1300.00	1100.00	1700.00
MOTOR CYCLE SERVICE CHARGES	EACH	275.00	200.00	250.00	200.00	400.00	200.00
CAR SERVICE CHARGES	EACH	450.00	350.00	500.00	375.00	500.00	300.00
TYRE PUNCTURE CHARGES	EACH	45.00	100.00	85.00	50.00	92.50	65.00
CYCLE OVERHAULING CHARGES	EACH	190.00	150.00	275.00	250.00	300.00	100.00
CAR TAX FOR 800CC TO 1300CC	YEARLY	400.00	400.00	400.00	400.00	400.00	400.00
TRAIN FARE ECO. 1-100 KM.	P/KM.	0.68	0.68	0.68	0.00	0.00	0.68
TRAIN FARE ECO. 101-500 KM.	P/KM.	0.98	0.00	0.98	0.00	0.00	0.98
TRAIN FARE ECO. > 500 KM.	P/KM.	0.89	0.89	0.89	0.00	0.00	0.89
TRAIN FARE IST SLP. 1-100KM	P/KM.	2.10	2.10	2.10	0.00	0.00	2.10
TRAIN FARE IST SLP.101-500 KM	P/KM.	2.59	2.59	2.59	0.00	0.00	2.59
TRAIN FARE IST SLP. > 500 KM	P/KM.	1.99	1.99	1.99	0.00	0.00	1.99
TRAIN FARE A/C SLP. 1-100KM.	P/KM	5.76	5.76	5.76	0.00	0.00	5.76
TRAIN FARE A/C SLP.101-500KM	P/KM.	4.59	4.59	4.59	0.00	0.00	4.59
TRAIN FARE A/C SLP > 500KM.	P/KM	4.16	4.16	4.16	0.00	0.00	4.16

Contd.

7.11 Intercity Consumer Prices October, 2017

Description	Unit	Quetta	Turbat	Gawadar	Loralai	Khuzdar	D.M. Jamali
PLATFORM TICKET	EACH	10.00	5.00	10.00	0.00	0.00	10.00
AUTO RICKSHAW FARES	KM/MIN	65.00	40.00	55.00	65.00	65.00	50.00
FULL TONGA CHARGES	KM/MIN	80.00	0.00	0.00	50.00	0.00	0.00
TAXI 4 SEATER FARE	KM/MIN	60.00	50.00	60.00	60.00	60.00	60.00
BUS FARE MIN (WITHIN CITY)	TICKET	20.00	0.00	0.00	0.00	0.00	0.00
BUS FARE MAX (WITHIN CIT	TICKET	18.00	0.00	0.00	0.00	0.00	0.00
BUS FARE OUTSIDE CITY	P/KM.	0.90	0.90	0.90	0.90	0.90	0.90
A/C BUS FARE OUTSIDE CITY	P/KM.	1.32	1.32	1.32	1.32	1.32	1.32
MINIBUS FARE MIN.WITH IN CITY	TICKET	20.00	0.00	35.00	0.00	0.00	0.00
MINIBUS FARE MAX.WITH IN CITY	TICKET	20.00	0.00	0.00	0.00	0.00	0.00
SUZUKI FARE MIN.WITH IN CITY	TICKET	0.00	10.00	10.00	0.00	15.00	0.00
SUZUKI FARE MAXIMUM W.IN CITY	TICKET	0.00	30.00	40.00	0.00	30.00	0.00
AIR FARE ECONOMY CLASS.	P/KM.	19.26	19.26	19.26	0.00	19.26	0.00
POSTAL ENVELOPE DOMESTIC	EACH	8.00	8.00	8.00	8.00	8.00	8.00
ENVELOPE FOR SAUDI ARABIA	EACH	50.00	50.00	50.00	50.00	50.00	50.00
POSTAL REGISTRATION CHARGES	EACH	28.00	38.00	38.00	38.00	38.00	38.00
U.M.S. REG CHARGES MIN.	EACH	59.00	60.00	60.00	59.00	59.00	60.00
T.C.S. CH. MIN.WITH IN ZONE	EACH	110.00	150.00	150.00	220.00	160.00	150.00
TELEPHONE CHARGES LOCAL CALL	P/CALL	3.94	3.94	3.94	3.94	3.94	3.94
TEL CHARGES OUT SIDE CITY	P/CALL	3.94	3.94	3.94	3.94	3.94	3.94
INTERNET CHARGES	P/HOUR	25.00	30.00	30.00	50.00	50.00	30.00
MOBILE CELL CHARGES	P/UNIT	3.00	3.00	3.00	3.20	4.00	3.00
FAX CHARGES (LOCAL)	P/PAGE	15.00	30.00	25.00	20.00	20.00	15.00
TELEPHONE SET AV. QLTY	EACH	575.00	850.00	800.00	1450.00	2500.00	850.00
MOBILE SET NOKIA/SONY/ERICSON/SAMSUNG WITHOUT CAMERA	EACH	3000.00	2100.00	2100.00	2775.00	2500.00	3750.00
T.V. 20" COLORED WEGA H-A21.	EACH	18000.00	12000.00	11000.00	18000.00	17500.00	20000.00
T.V 20" COLOR CHINA/KORIA)	EACH	13000.00	7000.00	8000.00	12000.00	8500.00	16500.00
V.C.P. PANASONIC/LG/NAT	EACH	6900.00	4500.00	0.00	6000.00	0.00	6500.00
DVD/VCD PLAYER PANASONIC/LG	EACH	5200.00	3500.00	0.00	4800.00	4800.00	4750.00
RADIO WITH C.PLAYER NATIONAL	EACH	1925.00	1750.00	2375.00	2000.00	1900.00	1650.00
PERSONNEL COMPUTER (BRANDED)	EACH	42000.00	28000.00	28000.00	32333.33	32333.33	28000.00
VID. CASSETTE BLK. TDK/SONY	EACH	155.00	150.00	150.00	150.00	0.00	0.00
COM. C.D. (TDK/IMATION)	EACH	72.50	45.00	40.00	43.33	50.00	60.00
TAPE RECORDER CASSETTE BLANK	EACH	40.00	40.00	37.50	35.00	45.00	30.00
VIDEO GAME SEGA 16 BYTE	EACH	1150.00	1000.00	1000.00	1250.00	1250.00	0.00
CINEMA A/C. HIGH CLASS	TICKET	0.00	0.00	0.00	0.00	0.00	0.00
CINEMA NON-A/C HIGH CLASS	TICKET	150.00	0.00	0.00	20.00	0.00	0.00
CABLE CHARGES	PER MONT	400.00	350.00	300.00	300.00	300.00	300.00
TV.LICENCE FEE DOMESTIC	YEARLY	420.00	420.00	420.00	420.00	420.00	420.00
ENGLISH BOOK CLASS V1	EACH	60.00	60.00	60.00	60.00	60.00	60.00
ENGLISH BOOK CLASS IX OR X	EACH	59.50	59.50	59.50	59.50	59.50	59.50
ENG. BOOK IST.YR COMPLETE SET	EACH	65.00	65.00	65.00	65.00	65.00	65.00
ENGLISH BOOK BA/B.SC	EACH	175.00	175.00	175.00	175.00	175.00	175.00
URDU BOOK CLASS V (T.B.BORD)	EACH	73.00	73.00	73.00	73.00	73.00	73.00
URDU BOOK CLASS IX/X(T.B.B)	EACH	65.00	65.00	65.00	65.00	65.00	65.00
URDU BOOK IST.YEAR/INTER	EACH	85.00	85.00	85.00	85.00	85.00	85.00
URDU BOOK BA/B.SC	EACH	175.00	175.00	175.00	175.00	175.00	175.00
MATHS BOOK CALSS V (T.B.B)	EACH	89.00	89.00	89.00	89.00	89.00	89.00
MATHS BOOK CLASS IX OR X	EACH	136.00	136.00	136.00	136.00	136.00	136.00
MATHS BOOK IST.YEAR (T.B.B)	EACH	138.00	138.00	138.00	138.00	138.00	138.00
PAKISTAN STUDIES BOOK BA/B.SC	EACH	300.00	300.00	300.00	300.00	300.00	300.00
DAILY "DAWN"	P/COPY	20.00	19.00	19.00	20.00	20.00	20.00
DAILY "JANG"	P/COPY	13.00	12.00	12.00	13.00	13.00	13.00
DAILY "NAWA-E-WAQT"	P/COPY	13.00	12.00	12.00	12.00	12.00	13.00
WEEKLY "AKHBAR-E-JAHAN"	P/COPY	55.00	55.00	55.00	55.00	55.00	55.00
WEEKLY "MAG"	P/COPY	45.00	45.00	45.00	45.00	55.00	45.00
MONTHLY "NAUNEHAL DIGEST"	P/COPY	35.00	40.00	40.00	35.00	35.00	35.00
PAPER FOOLSCAPE (27"x17")	QUIRE	27.50	25.00	27.00	35.00	60.00	42.50
EXERCISE.BOOK LINED 80/100 PGS	EACH	37.50	40.00	40.00	60.00	60.00	27.50
PENCILGOLDFISH/DEER	EACH	6.00	5.00	6.00	7.00	10.00	5.00
PEN INK DOLLOR 57 ML BOTTLE	EACH	20.00	20.00	20.00	20.00	20.00	20.00

Contd.

7.11 Intercity Consumer Prices October, 2017

Description	Unit	Quetta	Turbat	Gawadar	Loralai	Khuzdar	D.M. Jamali
PHOTOSTATE PAPER 70 GM	PRT	355.00	565.00	575.00	400.00	450.00	350.00
BALL PEN (local)	EACH	10.00	10.00	10.00	10.00	10.00	8.50
FOUNTAIN PEN HERO/WINGS/CHINA	EACH	35.00	50.00	50.00	50.00	50.00	37.50
PRIVATE SCHOOL FEE ENGLISH MEDIUM AVERAGE STANDARD (CLASS I)	P/MONTH	750.00	725.00	1000.00	600.00	600.00	475.00
PRIVATE SCHOOL FEE ENGLISH MEDIUM AVERAGE STANDARD (CLASS V)	P/MONTH	1150.00	900.00	1200.00	750.00	750.00	550.00
PRIVATE SCHOOL FEE ENGLISH MEDIUM AVERAGE STANDARD (CLASS VI)	P/MONTH	1200.00	1350.00	1800.00	1250.00	1250.00	700.00
PRIVATE SCHOOL FEE ENGLISH MEDIUM AVERAGE STANDARD (CLASS X)	P/MONTH	1400.00	1900.00	2000.00	1250.00	1250.00	950.00
PRIVATE MEDICL COLLEGE FEE MBBS (1ST YEAR)	P/MONTH	29166.66	0.00	0.00	0.00	29166.66	0.00
PRIVATE ENGINEERING COLLEGE FEE (ISTR YEAR)	P/MONTH	3380.00	0.00	0.00	0.00	3380.00	0.00
GOVT. COLLEGE FEE 1ST. YEAR	MONTH	16.67	16.67	16.67	16.67	16.67	16.67
GOVT. COLLEGE FEE 4TH. YEAR	MONTH	16.67	16.67	16.67	16.67	16.67	16.67
GOVT. UNIVERSITY FEE MSC.	MONTH	285.83	350.00	350.00	350.00	285.83	350.00
GOVT. MED. COLLEGE FEE MBBS	MONTH	1500.00	0.00	0.00	0.00	1500.00	0.00
GOVT. ENGG. COLL. FEE I YEAR	MONTH	1408.33	0.00	3850.00	0.00	850.00	850.00
COACHING FEE FOR CLASS IX/X	P/MONTH	500.00	1500.00	1500.00	600.00	600.00	1000.00
COACHING CHARGES FOR CLASS 1ST YEAR/INTER (SCIENCE)	P/MONTH	1000.00	0.00	2000.00	0.00	0.00	1500.00
COACHING CHARGES FOR CLASS 1ST YEAR/INTER (COMMERCE)	P/MONTH	1000.00	0.00	2500.00	0.00	0.00	1500.00
I.T. TUITION FEES	P/MONTH	3216.67	0.00	920.00	750.00	3216.67	0.00
MBA TUITION FEES	P/MONTH	3038.33	0.00	0.00	833.33	3038.33	0.00
BREAD TANDOORI ST. SIZE	EACH	10.00	10.00	10.00	10.00	20.00	10.00
COOKED MUTTON (AV. HOTEL)	PLATE	160.00	135.00	225.00	300.00	290.00	135.00
COOKED BEEF (AV. HOTEL)	PLATE	90.00	90.00	190.00	150.00	180.00	105.00
COOKED DAL (AV. HOTEL)	PLATE	65.00	70.00	130.00	100.00	100.00	60.00
CHICKEN BIRYANI FULL/DOUBLE	PLATE	150.00	150.00	200.00	140.00	140.00	100.00
TEA PREPARED (ORDINARY)	CUP	21.00	20.00	20.00	25.00	22.50	20.00
HAIRCUT CHARGES FOR MEN	P/CUT	100.00	100.00	100.00	80.00	80.00	55.00
BEAUTY PORL HAIR STYL CHARGE	P/STY.	350.00	300.00	350.00	250.00	250.00	225.00
SHAVING CHARGES	PER SHV	60.00	50.00	50.00	60.00	60.00	35.00
LIPSTICK S.MISS/MEDORA	EACH	120.00	90.00	100.00	95.00	100.00	105.00
NAIL POLISH S.MISS/MEDORA	EACH	95.00	80.00	80.00	95.00	100.00	80.00
PERFUME MED.SIZE MEDORA/BROACH	EACH	100.00	100.00	100.00	120.00	200.00	200.00
HAIR-OIL AMLA/CHAMBELI	BOTTLE	100.00	90.00	85.00	120.00	130.00	120.00
TOILET SOAP LUX 95 GRAMS	EACH	32.00	35.00	40.00	50.00	40.00	41.00
TOILET SOAP LIFEBOUY 140 GRM	EACH	42.00	40.00	40.00	50.00	50.00	50.00
TOILET SOAP SAFEGUARD BATH SIZE	EACH	50.00	50.00	45.00	60.00	50.00	50.00
TOOTHPASTE MACKLINES 70 GRM	EACH	50.00	50.00	50.00	50.00	50.00	50.00
TOOTHPAST MED SIZE CLGATE 70 GMS	EACH	61.00	70.00	80.00	80.00	80.00	65.00
TOOTHBRUSH SHEILD A/PLAUQUE	EACH	50.00	50.00	50.00	55.00	55.00	47.50
TOOTHPOWDER DENTONIC 90 GRM	EACH	35.00	35.00	35.00	30.00	30.00	30.00
HAIR-COLOUR BEGIN (6 GMS)	EACH	105.00	90.00	90.00	110.00	110.00	110.00
HAIR COLOUR (KALAKOLA)	BOTTLE	130.00	90.00	120.00	100.00	130.00	130.00
FACECREAM PONDS (MEDIUM)	EACH	120.00	100.00	110.00	120.00	180.00	120.00
TALC POWDER VICE ROAY,B.CAT	EACH	145.00	130.00	110.00	140.00	170.00	150.00
BLADE TREET ORDINARY 10'S	PKT.	30.00	30.00	30.00	40.00	50.00	30.00
BLADE 7-O-CLOCK STAIN. 5'S	PKT.	45.00	35.00	35.00	40.00	60.00	30.00
SHAMPOO SUNSILK/PAINTIN 100 ML	BOTTLE	110.00	110.00	110.00	100.00	115.00	100.00
BEAUTY CREAM (FAIR & LOVELY)	EACH	185.00	85.00	180.00	75.00	150.00	200.00
HAIR REMOVING CREAM (EU-CREAM)	TUBE	70.00	60.00	75.00	80.00	80.00	65.00
GEL MEDIUM SIZE	BOTTLE	80.00	60.00	60.00	120.00	150.00	145.00
DISPOSABLE RAZOR GILLET-II	EACH	45.00	45.00	50.00	45.00	50.00	50.00
SHAVING CREAM TOUCH-ME/ADM.	EACH	70.00	50.00	60.00	50.00	70.00	67.50
GOLD TEZABI 24 CT	10 GM.	44300.00	48300.00	49500.00	42750.00	45200.00	45400.00
SILVER TEZABI 24 CT	10 GM.	680.00	1000.00	1100.00	0.00	670.00	685.00
ARTIFICIAL JEWELLARY SET	SET	480.00	1100.00	1050.00	400.00	400.00	500.00
WRIST WATCH GENTS CITIZEN (ORIGINAL) ***	EACH	2550.00	2550.00	2500.00	2550.00	0.00	2500.00
WRIST WATCH LADIES CITIZEN (ORIGINAL) ***	EACH	2550.00	2500.00	2600.00	2500.00	2500.00	2500.00
WALL CLOCK QUARTZ AV.QLTY	EACH	475.00	450.00	350.00	533.33	533.33	500.00
SUITCASE REXIN (24"x16"x6")	EACH	1500.00	1000.00	1150.00	1200.00	2400.00	1000.00
TRUNK MEDIUM SIZE ***	EACH	1000.00	650.00	3000.00	666.67	2500.00	1200.00
PURSE LADIES (LEATHER) AVERAGE QUALITY	EACH	400.00	350.00	250.00	283.33	575.00	425.00

7.11 Intercity Consumer Prices October, 2017

Value in Rupees

Description	Unit	Average	% Change
FOOD & NON-ALCOHOLIC BEVERAGES			
WHEAT	10 KG.	334.91	-1.49
WHEAT FLOUR FINE/SUPERIOR.	KG.	43.45	-1.22
WHEAT FLOUR AVG. QLTY	KG.	38.07	-1.16
WHEAT FLOUR BAG	10 KG.	373.47	-1.43
MAIDA	KG.	52.60	-0.17
SUJI	KG.	53.69	0.34
BESAN AV. QLTY.	KG.	132.05	-1.62
RICE BASMATI SUP. QLTY.	KG.	130.17	-0.57
RICE BASMATI 385/386	KG.	85.72	0.09
RICE BASMATI BROKEN AV.QLTY	KG.	70.50	0.17
RICE IRRI-6 (SINDH/PUNJAB)	KG.	49.11	0.37
VERMICELLI	KG.	83.80	-1.40
BREAD PLAIN MEDIUM SIZE	EACH	41.27	0.00
RUSK (PAPAY)	KG.	194.35	-0.13
BISCUITS-PACKED	PKT	37.82	-0.16
BISCUIT-BAKERY (LOOSE)	250 GM	81.41	-0.50
CORNFLAKS FAUJI 225 GM.	PKT	186.20	-0.17
SAMOSA (VEGATABLE)	EACH	13.68	-0.37
PASTRY AV.QLTY.	EACH	27.22	-0.33
PATTIES (VEGATABLES)	EACH	23.00	-0.26
NIMCO	250 GM	70.13	-0.19
CHIPS	250 GM	74.91	-0.49
BEEF WITH BONE AV.QLTY.	KG	330.25	-0.38
MUTTON AV.QLTY.	KG	677.46	-0.38
CHICKEN FARM BROILER (LIVE)	KG	128.29	-0.37
FISH-RAHU MEDIUM SIZE	KG	281.07	0.51
MILK FRESH (UNBOILED)	LTR.	82.89	-0.37
CURD	KG.	96.56	-0.32
MILK TETRA PACK 1/2 LTR.	PKT.	62.66	-0.05
LACTOGEN 400 GRAMS	PKT.	441.01	-0.20
POWDER MILK NIDO 400GM.	PKT	376.18	-0.96
MILK POWDER LOOSE/PACKED	KG.	489.37	0.07
BUTTER LOCAL PACKED	50 GM.	32.46	-0.18
EGGS FARM	DOZ	103.35	-1.99
MUSTARD OIL AV.QLTY.	KG.	189.21	-0.76
COOKING OIL (DALDA)	2.5LTR	472.01	0.00
COOKING OIL (PAKWAN) OTHER BRAND SPECIFY	2.5 LTR	418.63	-0.39
VEGETABLE GHEE TIN	2.5KG.	461.54	-0.03
VEGETABLE GHEE (LOOSE)	KG.	150.82	-0.30
DATES AV.QLTY.	KG.	169.95	-0.54
PISTACHIO AV.QLTY.	50 GM.	103.32	-1.03
ALMONDS WHOLE AV.QLTY.	KG.	662.99	0.31
COCONUT DRY AV.QLTY.	KG.	335.54	-5.25
RAISINS AV.QLTY.	50 GM.	22.36	-0.45
GROUNDNUTS (WITH SHELL)	KG.	197.89	0.20
MALTA/MOSAMBI	DOZ	131.66	-100.00
KINNU	DOZ	0.00	
APPLE	KG	118.20	-3.13
ALOO BUKHARA	KG	0.00	
POMEGRANATE (ANNAR)	KG	173.43	17.08
GRAPES	KG	168.69	-5.99

Contd.

7.11 Intercity Consumer Prices October, 2017

Description	Unit	Value in Rupees	
		Average	% Change
BANANAS	DOZ	60.95	15.06
MANGO KALMI	KG	0.00	
GUAVA	KG	82.93	-5.17
WATERMELON (TURBOOZ)	KG	0.00	
MUSKMELON (KHARBOOZA)	KG	0.00	
SWEETMELON (GARMA)	KG	69.38	-4.58
PULSE MASOOR (WHOLE)	KG.	113.68	-1.31
PULSE MASOOR (WASHED)	KG.	121.15	-0.08
PULSE MOONG (WASHED)	KG.	121.65	2.08
PULSE MASH (WASHED)	KG.	178.53	5.39
PULSE GRAM	KG.	123.51	-0.06
GRAM WHOLE BLACK AV QLTY.	KG.	120.53	-0.55
GRAM WHOLE YELLOW AV.QLTY	KG.	196.88	-2.21
BEANS (LAL LOBIA)	KG.	146.12	-0.49
POTATOES	KG	39.95	-2.20
ONION	KG	79.79	-1.87
TURNIP	KG	57.09	-100.00
RADISH	KG	42.60	10.61
TOMATOES	KG	101.92	-23.91
CABBAGE	KG	0.00	
CAULIFLOWER	KG	59.48	-100.00
BRINJAL	KG	41.90	-2.24
PUMPKIN	KG	0.00	
BOTTLEGOURD	KG	51.60	-4.19
LADY FINGER	KG	70.01	-1.20
PEAS	KG	0.00	
SPINACH	KG	31.40	65.89
TINDA	KG	81.29	-6.91
TURAI	KG	69.52	-12.46
KARAILA	KG	94.30	-15.54
ARVI	KG	53.47	-6.21
CHILLIES GREEN	KG	82.78	-8.54
CARROT	KG	0.00	
COCUMBER (KHEERA)	KG	60.91	9.88
LEMON	250GM	42.02	2.21
SUGAR REFINED	KG.	55.42	1.12
GUR AV.QLTY	KG.	83.05	-0.73
HONEY LANGANESE 500 GM.	BOTTLE	861.97	-0.64
MILO 200 GM.	BOTTLE	218.45	0.00
CUSTARD POWDER RAFHAN 300 GM.	PKT	80.58	0.00
TOFFEE (HILAL)	EACH	1.44	0.00
CHOWKELATE CANDY (SMALL SIZE)	EACH	5.40	0.00
SWEETMEAT (MIXED)	KG	330.91	-0.17
ICE CREAM WALLS	CUP.	42.68	0.00
ICE	KG	12.03	0.00
JAM AHMED/MITCHELLES	BOTTLE	136.77	0.00
SQUASH-MITCHELLES	BOTTLE	161.56	-0.07
ROOH AFZA	BOTTLE	171.13	-0.15
JAM-E-SHIREEN	BOTTLE	177.88	-0.56
SAUNF	50 GM	18.19	0.00
CINAMON LOOSE AV. QLTY	50 GM.	27.36	-0.40
CUMINSEED WHITE NATIONAL	50 GM.	60.26	-2.79
PEPPER BLACK NATIONAL	50 GM.	106.23	-0.33

Contd.

7.11 Intercity Consumer Prices October, 2017

Description	Unit	Value in Rupees	
		Average	% Change
CLOVES LOOSE AV.QLTY	50 GM.	90.84	-0.77
CARDAMOM LARGE LOOSE AV.QLTY	50 GM.	130.83	1.03
CARDAMOM SMALL AV.QLTY	50 GM.	115.23	-1.05
SALT-POWDERED (LAHORI) LOOSE	KG.	11.28	0.00
SALT POWDERED (NATIONAL/SHAN)	PKT	24.95	0.00
CHILLIES POWD.NATIONAL 200GM	PKT	113.51	-1.76
CHILLIES POWDER LOOS	KG.	259.61	0.60
CORRIANDER SEED POWD.NATIONAL	PKT	103.82	-0.25
CORRIANDER SEED (LOOSE)	KG.	236.16	1.07
TURMERIC POWD.NATIONAL 50GM	PKT.	36.28	0.00
CURRY POWD. NATIONAL 200 GM	PKT.	88.08	0.00
TOMATO KETCHUP AHMED/MITCHL	BOTTLE	97.71	-0.64
PICKLES AHMED/MITCHELLES	BOTTLE	117.65	-2.36
VINEGAR SYNTHETIC (SIRKA)	BOTTLE	77.26	0.27
GARLIC	KG	176.09	6.71
GINGER	KG	194.90	-2.33
TAPAL DANEDAR TEA 200GM PACKET	PKT	175.25	-0.88
TEA LIPTON YELLOW LABEL 200GM.	PKT.	183.73	1.45
TEA LOOSE KENYA AV.QLTY 250GM.	PKT.	160.73	-0.12
COFFEE-NESCAFE 75 GM. **	BOTTLE	333.44	-0.37
COLD DRINK (STANDARD SIZ)	BOTTLE	25.17	0.00
FRUIT JUICE TETRA PACK	PKT.	19.71	0.00
MINERAL WATER NESTLE 1.5 LTR	BOTTLE	50.84	-0.59
ALCOHOLIC BEVERAGES & TOBACCO			
CIGARETTES K-2 10'S **	PKT	52.21	0.00
CIGARETTES CAPSTAN 10'S **	PKT	51.80	0.00
CIGARETTES GOLD LEAF 20'S	PKT	136.58	0.00
CIGARETTES MORVEN GOLD 20'S	PKT	54.17	-0.46
BETEL LEAVES	50GM.	77.37	-2.26
BETEL NUTS	KG.	405.47	-2.78
CLOTHING & FOOTWEAR			
LONG CLOTH 57" GUL AHMED/AL-KARAM	METER	236.52	-0.79
SHIRTING AV.QLTY.	METER	185.26	-0.24
PANT CLOTH W & WEAR AV.QLTY	METER	412.50	0.00
LAWN PRINTED GUL AHMED/AL-KARAM	METER	298.35	0.00
GEORGETTE AV.QLTY	METER	149.26	0.00
LINEN AV.QLTY ***	METER	159.46	-0.04
HEAVY WT SUITING LAWERNCPUR AVG QLTY	METER	1446.67	-0.35
HEAVY WT SUITING LAWERNCPUR SUP QLTY	METER	1899.58	-0.30
TROPICAL SUITING LAW.PUR	METER	1200.26	-0.63
PANT BOY 24"/26" LENGTH.	EACH	539.36	0.00
SHIRT BOY 24"/26" LENGTH	EACH	425.93	0.00
SCHOOL UNI. PANT,SHIRT BOYS	SUIT	740.34	0.00
SCHOOL UNI. KAMEEZ,SHAL.BOYS	SUIT	700.25	-0.01
SCHOOL UNI. KAMEEZ,SHAL.GIRL	SUIT	729.03	0.00
FROCK W/WEAR GIRLS	EACH	1162.27	-0.45
AWAMI-SUIT W & W(BOY) 24"/26	SUIT	1081.53	0.00
AWAMI-SUIT W&W (GENTS)AV.QLTY	SUIT	1405.42	-0.05
PULLOVER GENTS OXFORD/BON.	EACH	2952.31	0.00
PULLOVER LADIES OXFORD/BON.	EACH	2792.25	0.00
PULLOVER (GENTS) OTHERS A.QTY	EACH	1005.04	0.02
SECOND-HAND COAT FOR MEN	EACH	439.11	0.00
SECONDHAND SWEETER FOR MEN DUP QLTY	EACH	324.60	0.00

Contd.

7.11 Intercity Consumer Prices October, 2017

Description	Unit	Value in Rupees	
		Average	% Change
SECONDHAND WINTER JACKET	EACH	440.47	-0.58
UNDERWEAR AV.QLTY MEDIUM SIZE	EACH	135.81	-0.48
VEST FOR MEN AV.QLTY.	EACH	140.12	-0.03
VEST/SHAMEEZ (WOMEN) AVG. QLTY	EACH	163.41	0.00
SOCKS NYLON (PAKISTANI)	PAIR	90.65	0.00
BRASSIER AV.QLTY.	EACH	173.45	-0.50
BRASSIER SUP QLTY	EACH	393.62	-0.10
DOPATTA GEORGETTE AV.QLTY.	EACH	299.81	0.00
DOPATTA COTTON AV GLTY	EACH	242.55	-0.09
CHADDAR (W/WEAR) (2x2.5 MTR)	EACH	466.17	0.00
LUNGI/DHOTI(COTTON) AVG. QLTY	EACH	324.18	-0.19
HANDKERCHIEF AVG. QLTY PAK	EACH	43.89	-0.21
HANDKERCHIEF SUP. QLTY PAK	EACH	69.08	-0.36
GLOVES AV QLTY	PAIR	109.76	0.00
AZARBAND COTTON AVG. QLTY	EACH	19.28	0.00
SEWING THREAD/REEL(ASLI PARI)	EACH	6.90	0.00
WASHING CHARGES PAINT & SHIRT	SUIT	105.76	-0.06
DRY CLEANING SUIT COAT PANT	SUIT	356.51	-0.35
WASHING CH. (KAMIZ-SHALWAR)	PAIR	76.34	-0.24
TAILORING SHIRT	EACH	407.57	-0.52
TAILORING CHARGES PANT (MEN)	EACH	703.72	-0.43
TAILORING COAT-PANT SUIT	SUIT	4161.42	-0.62
TAILORING AWAMI-SUIT (MALE)	SUIT	621.32	-0.20
TAILORING SUIT FEMALE	SUIT	533.26	-0.28
GENTS SHOES PAUL BATA	PAIR	1204.00	0.00
GENTS SANDAL BATA	PAIR	699.00	0.00
GENTS SPOUNG CHAPPAL BATA	PAIR	189.00	0.00
LADIES SANDAL BATA	PAIR	499.00	0.00
LADIES SPOUNG CHAPPAL BATA	PAIR	179.00	0.00
CHILD SHOE POWER LITE BATA	PAIR	599.00	0.00
GENTS SHOE, ART 1109 SERVICE	PAIR	999.00	0.00
NYLON JOGGER 27 SIZE 2-5 ***	PAIR	1299.00	0.00
CHINA FOOT WEAR AV. QLTY (MALE) *	PAIR	721.41	0.00
CHINA FOOT WEAR AV. QLTY (FEMALE) *	PAIR	565.76	0.00
CHINA FOOT WEAR AV. QLTY (CHILDREN) *	PAIR	470.21	0.00
SHOE REPAIR HALF SOLE	PAIR	110.37	-0.72
SHOES POLISH CHARGES AVERAGE SHOP	PAIR	19.86	0.00
HOUSING, WATER, ELECT,GAS & OTH FUEL			
HOUSE RENT (combined)	MONTH	7402.23	-1.32
rent 2	pm	7402.23	-1.32
RENT3	PM	7402.23	-1.32
RENT4	PM	7402.23	-1.82
RENT5	PM	7402.23	-1.32
RENT6	PM	7402.23	-1.32
SYNTHETIC ENEMAL ROBIALAC BALTI 3.64 LTR.	EACH	1944.51	-0.65
SYNTHETIC ENEMAL ICI BALTI 3.64 LTR.	EACH	2039.94	-1.62
CEMENT (LOCAL) SPECIFY BRAND NAME	BAG	537.59	1.33
BRICKS (NEW) IST CLASS	P/1000	7166.45	-0.45
CEMENT BLOCKS (6"x8"x12")	P/100	3072.01	-0.36
BAJREE	100CFT	4163.36	0.70
SAND (BLACK PIT SAND)	K100CFT	2382.75	0.43
TIMBER SHESHAM LOG IST QUALITY	cubmt.	58403.17	0.00
IRON BAR (M.S. BAR) 1/2"	P/TON	76572.36	0.27

Contd.

7.11 Intercity Consumer Prices October, 2017

Value in Rupees			
Description	Unit	Average	% Change
CARPANTER WAGE RATE	P/DAY	907.79	-0.26
MASON (RAJ) WAGE RATE	P/DAY	1032.79	-0.36
UNSKILLED LABOUR WAGE RATE	P/DAY	568.73	-0.55
PLUMBER WAGE RSTE	P/DAY	901.38	-0.19
ELECTICIAN WAGE RATE PER DAY **	P/DAY	849.46	-0.30
ELECTICIAN WAGE RATE PER POINT **	P/PNT	131.61	-0.52
WATER CHARGES PER HOUSE	P/MONTH	131.91	0.00
ELECT.CHARGES UPTO 50 UNITS	P/UNIT	2.00	0.00
ELECT.CHARGES 01 - 100 UNIT	P/UNIT	6.18	0.00
ELECT.CHARGES 101 - 300 UNIT	P/UNIT	9.54	0.00
ELECT.CHARGES 301 - 1000 UNIT	P/UNIT	16.39	0.00
ELECT.CHARGES ABOVE 1000 UNIT	P/UNIT	18.39	0.00
ELEC	PM	10.50	0.00
GAS CHRg upto 3.3719 MMBTU	MMBTU	128.70	0.00
GAS CHRg 3.3719 - 6.7438 MMBTU	MMBTU	257.40	0.00
GAS CHRg 6.7438 - 10.1157 MMBTU	MMBTU	257.40	0.00
GAS CHRg10.1157 - 13.4876 MMBTU	MMBTU	702.00	0.00
GAS	PM	702.00	0.00
GAS	PM	409.50	0.00
KEROSENE OIL	LTR	88.63	-3.81
FIREWOOD WHOLE	40 KG.	546.24	-0.64
FURNISHING HOUSE HOLD EQUIPMENTS			
CHAIR SHESHAM WOOD WITH ARMS **	EACH	2230.13	-0.26
CHAIR PLASTIC (CHAIRMAN) AVERAGE QUALITY	EACH	819.51	0.00
TABLE SHESHAM WOOD (4X2X5") ***	EACH	5929.90	-0.11
SOFASET WOODEN WITH FOAM SEAT **	SET	18153.62	-0.12
COT IRON (WITH NIWAR)AV.QLTY.	EACH	2334.62	-0.11
ALMIRAH (STEEL) 6'X3' 20 GUAGE	EACH	9908.74	-0.42
DINNING TABLE 6 CHAIRS A.QLTY	SET	22346.17	-2.02
SINGLE BED WITHOUT FOAM MED.	EACH	6381.36	-0.24
MATRESS SINGLE(4"THICK)	EACH	5222.11	-0.70
FARSHI DARI 12'X9' AV.QLTY	EACH	1396.31	-0.13
DARI COTTON (6'x2 1/2') AV.QL	EACH	599.72	-0.42
CARPET PLAIN AV. QLTY	SQFT.	44.19	-0.05
QUILT (LIHAF) 3 KG. COTTON	EACH	978.37	-1.15
BLANKET (90" x 54")	EACH	3609.98	-0.54
BEDSHEET SINGLE BED SUP.QLTY	EACH	680.77	-0.95
BED SHEET DOUBLE WITH TWO PILLOW COVERS SUP QLTY	SET	1324.45	-0.19
TOWEL(3'x2') AV. QALTY	EACH	273.40	-0.08
CEILING FAN 48" SUPER QLTY **	EACH	3281.99	0.00
PEDESTAL FAN 22" SUPER QLTY	EACH	4343.58	0.00
REFG. DAWLENCE 10 CFT. D.DOOR	EACH	32288.75	0.07
D-FREEZER WAVES 8 CFT.	EACH	30776.50	-0.01
AIRCONDITIONER 1.5 TON PEL	EACH	43197.50	0.00
SPLIT AIR CONDITIONER 1.5 TON (SPECIFY BRAND NAME)	EACH	44986.58	0.00
AIRCOOLER SUPER ASIA	EACH	12330.83	0.00
WASHING MACHINE SINGER	EACH	16130.00	0.00
SEWING MACHINE(SINGER)	EACH	6672.88	-0.12
GIZER LARGE SIZE 30 GALLON CAPACITY SUP QLTY	EACH	18835.27	-0.10
GAS BURNER DOUBLE SPFY.BRAND	EACH	1929.33	-0.32
ELECT. IRON PHILIPS MDL.1120	EACH	1958.13	-0.16
ELECTRIC JUICER FOR APPLE	EACH	5449.46	-0.96
S.STEEL DEGHCHI MEDIUM SIZE ***	EACH	653.49	0.00

Contd.

**7.11 Intercity Consumer Prices
October, 2017**

Description	Unit	Value in Rupees	
		Average	% Change
ALUMINIUM COOKING PAN (DEGCHI) MED SIZE	EACH	639.72	-0.30
NON STICK COOKING PAN (DEGCHI) SUP. QLTY	EACH	955.71	-0.20
FRYING PAN STEEL AVG. QLTY MED. SIZE	EACH	406.45	-0.06
TAWA IORN (MEDIUM SIZE) AVG. QLTY	EACH	325.96	0.00
S.STEEL PLATE A.QLTY.(M.SIZE)	EACH	78.93	-0.10
TABLE SPOON S.STEEL SUP.QLTY.	DOZEN	408.36	-0.08
WATER SET JUG+6 GLASSES (OMROC)	SET	537.79	0.00
TEA SET PAK. CHINAWARE 21 PCS.	SET	1976.21	-0.85
DINNER SET PLASTIC 72 PIECES SUPERIOR QLTY	SET	5702.50	-0.22
HOTPOT SET PLASTIC 3 PCS.	SET	1378.29	-0.11
BUCKET(BALTI) PLASTIC MED.SIZ	EACH	340.01	-0.62
LOTA PLASTIC (MED SIZE) AVERAGE QUALITY	EACH	59.28	-1.18
PRESURE COOKER 4 LTR.	EACH	1512.72	-0.96
WATER COOLER 9/10 LTR.PLASTIC ***	EACH	641.65	-0.01
THERMOS STARVAC 1 LTR	EACH	541.71	-1.62
BULB PHILIPS 100-WATTS	EACH	32.66	0.00
TUBE LIGHT PHILIPS 40 WATTS	EACH	106.00	-0.24
ELECTRIC BLUBS "0" WATTE LOCAL	EACH	22.61	0.00
ELECTRIC BLUB ENERGY SAVER 14 WATTS	EACH	162.88	-0.08
WASHING SOAP 250 GMS SPECIFY BRAND NAME	EACH	33.48	0.00
SURF EXCEL 400 GMS POLY BAG	EACH	121.63	0.07
WASHING POWDER 1000 GRM	EACH	165.56	0.23
WASHING POWDER (WHEEL/ BONUS) 100 GRAMS	EACH	95.89	-0.83
CLEANSER POWDER VIM 1000 GM	PKT.	78.75	-0.18
FINIS 500 ML	BOTTLE	200.25	-0.37
PHNYLE TYPHONE/FINIS/CARRANITE 3 LITRES	BOTTLE	151.81	-0.33
HARPIC	BOTTLE	152.13	0.00
BOOT POLISH CHERRY/KIWI 50ML	EACH	117.90	-0.31
ROBIN BLUE (35 GRAMS)	PKT.	47.09	0.00
TISSU PAPER PERFUMED 100 PCS.	PKT	111.92	-0.12
TOILET PAPER ROLL (R.PETEL)	P/ROLL	41.07	-1.07
BOOT POLISH LIQUID CHEERY BLOSSOM KIWI 75 ML	BOTTLE	145.61	-0.17
MATCH BOX SMALL	EACH	2.21	0.00
DRY CELL 1.5 VOLT(LOCAL)	EACH	24.55	0.00
HAND STITCHING NEEDLE M.SIZE	PACKET	8.02	0.00
SEWING MACHINE NEEDLE (SINGER)	EACH	6.34	0.00
HOUSEHOLD SERVANT FEMALE P/T	P/MNTH	2025.97	0.00
MARRIAGE HALL WITH FURNITURE	P/HEAD	117.82	0.00
HEALTH			
SEPTRAN TABLETS	10TAB.	19.06	0.00
BRUFEN TABS 200-MG.	10TAB.	10.14	0.00
PANADOL TAB. EXTRA/PLAIN	10TAB.	12.24	0.00
DISPRIN TAB.	10TAB.	12.77	-0.08
TRISIL TAB.	10 TAB	10.36	-0.77
FLAGYL TAB. 200 MG.	10TAB.	10.17	0.00
VENTOLIN TAB. 2MG.	10TAB.	10.02	0.00
DAONIL TAB. 5 MG.	10TAB.	17.13	0.00
ENTOX TAB.	10TAB.	14.03	-0.36
RENITEC TAB. 5 MG.	10TAB.	58.65	0.00
CAC. 1000 TAB	BOTTLE	123.70	0.00
AMOXIL CAPSOLE 250 MG.S	10CAP.	36.20	0.00
CALCIUM SYRUP SANDOZ	BOTTLE	63.87	0.00
LEDERPLEX SYRUP	BOTTLE	52.15	0.00

Contd.

7.11 Intercity Consumer Prices October, 2017

Value in Rupees			
Description	Unit	Average	% Change
SANCOS SYRUP (50 ML.)	BOTTLE	29.75	0.00
PHENERGAN SYRUP 120 ML.	BOTTLE	33.23	0.00
CALPOL SYRUP 60 ML.	BOTTLE	28.11	0.00
HYDRYLLIN SYRUP 120 ML.	BOTTLE	68.95	0.00
POLYFAX EYE OINTMENT	TUBE	21.28	0.00
BETNESOL EYE DROPS	BOTTLE	33.88	0.00
EAR DROPS (CARDISPORINE) ***	BOTTLE	22.28	0.00
BETNOVATE-N OINTMENT 5 GMS	TUBE	16.29	0.00
BURNOL CREAM 30 GRM	TUBE	55.42	0.00
VICKS VAPORUB/BALM	BOTTLE	36.20	0.00
GLYCRINE SMALL BOTTLE	BOTTLE	25.43	0.00
JOUHAR JOSHANDA	PKT.	9.64	0.00
GALXOS-D (450 GRMS)	PKT.	153.53	0.00
GRIPE-WATER WOODWARDS	BOTTLE	57.42	-0.30
SANIPLAST ONE PUTTY	EACH	1.87	0.00
O.R.S. (NIMCOL)	PKT.	17.35	0.00
DETTOL (MEDIUM)	BOTTLE	71.83	-0.53
COTTON BANDAGE 2" - 4"	EACH	10.62	0.00
THERMOMETER CHINA	EACH	46.38	-0.43
DOCTOR (MBBS) CLINIC FEE	P/PAT.	202.72	0.00
URINE TEST (DR) CHARGES	P/TEST	116.61	0.00
BLOOD TEST (CP) CHARGES	P/TEST	274.00	-2.74
SUGAR TEST (RANDOM/FASTING BOTH) CHARGES	P/TEST	186.84	-0.17
ECG CHARGES	P/TEST	242.45	-0.64
X-RAY (CHEST) CHARGES	P/X-RAY	329.75	-1.48
TRANSPORT			
CAR SUZUKI 800 CC (W/O. A/C)	EACH	685829.31	-0.22
CAR SUZUKI 1000 CC	EACH	1203918.52	-1.36
CAR TOYOTA 1300 CC	EACH	1902744.79	-0.36
CAR HONDA CIVIC	EACH	2379916.67	-0.03
MOTORCYCLE HONDA CD-70.	EACH	63939.10	0.00
MOTORCYCLE YAMAHA 100CC.	EACH	79709.09	0.00
MOTOR CYCLE HERO 70 CC	EACH	44825.76	0.00
BICYCLE WITH TYRES & TUBES	EACH	7667.41	-0.01
TYRE CAR WITH TUBE GENERAL	EACH	3206.29	-0.23
TYRE MOTOR CYCLE WITHOUT TUBE	EACH	1090.21	-0.94
TYRE CYCLE SPECIFY BRAND NAME	EACH	368.73	-0.17
TYRE CAR W/O TUBE	EACH	3060.56	0.00
PETROL SUPER	LITRE	73.63	-2.89
HIGH SPEED DIESEL HSD	LITRE	79.41	-2.53
CNG	K.G.	72.60	-0.18
GAS CYLINDER STAND. SIZE	EACH	1209.88	-3.74
MOTOR CYCLE SERVICE CHARGES	EACH	277.51	0.00
CAR SERVICE CHARGES	EACH	353.85	-0.36
TYRE PUNCTURE CHARGES	EACH	69.06	-0.45
CYCLE OVERHAULING CHARGES	EACH	309.74	-0.08
CAR TAX FOR 800CC TO 1300CC	YEARLY	1840.80	0.00
TRAIN FARE ECO. 1-100 KM.	P/KM.	0.68	0.00
TRAIN FARE ECO. 101-500 KM.	P/KM.	0.98	0.00
TRAIN FARE ECO. > 500 KM.	P/KM.	0.89	0.00
TRAIN FARE IST SLP. 1-100KM	P/KM.	2.11	0.00
TRAIN FARE IST SLP.101-500 KM	P/KM.	2.59	0.00
TRAIN FARE IST SLP. > 500 KM	P/KM.	1.99	0.00

Contd.

7.11 Intercity Consumer Prices October, 2017

Description	Unit	Value in Rupees	
		Average	% Change
TRAIN FARE A/C SLP. 1-100KM.	P/KM	5.76	0.00
TRAIN FARE A/C SLP.101-500KM	P/KM.	4.59	0.00
TRAIN FARE A/C SLP > 500KM.	P/KM	4.16	0.00
PLATEFORM TICKET	EACH	9.85	0.00
AUTO RICKSHAW FARES	KM/MIN	55.62	0.00
FULL TONGA CHARGES	KM/MIN	65.64	0.00
TAXI 4 SEATER FARE	KM/MIN	84.36	0.00
BUS FARE MIN (WITHIN CITY)	TICKET	10.06	0.00
BUS FARE MAX (WITHIN CIT	TICKET	18.72	0.00
BUS FARE OUTSIDE CITY	P/KM.	0.83	0.00
A/C BUS FARE OUTSIDE CITY	P/KM.	1.34	0.00
MINIBUS FARE MIN.WITH IN CITY	TICKET	13.55	0.00
MINIBUS FARE MAX.WITH IN CITY	TICKET	19.48	0.00
SUZUKI FARE MIN.WITH IN CITY	TICKET	11.25	0.00
SUZUKI FARE MAXIMUM W.IN CITY	TICKET	19.29	0.00
AIR FARE ECONOMY CLASS.	P/KM.	19.26	0.00
COMMUNICATION			
POSTAL ENVELOPE DOMESTIC	EACH	8.00	0.00
ENVELOPE FOR SAUDI ARABIA	EACH	50.38	0.00
POSTAL REGISTRATION CHARGES	EACH	37.25	0.00
U.M.S. REG CHARGES MIN.	EACH	59.12	0.00
T.C.S. CH. MIN.WITH IN ZONE	EACH	160.00	-1.09
TELEPHONE CHARGES LOCAL CALL	P/CALL	3.94	0.00
TEL CHARGES OUT SIDE CITY	P/CALL	3.94	0.00
INTERNET CHARGES	P/HOUR	33.43	-0.96
MOBILE CELL CHARGES	P/UNIT	3.14	0.00
FAX CHARGES (LOCAL)	P/PAGE	19.47	0.00
TELEPHONE SET AV. QLTY	EACH	907.95	0.00
MOBILE SET NOKIA/SONY/ERICSON/SAMSUNG WITHOUT CAMERA	EACH	2937.99	-0.17
RECREATION AND CULTURE			
T.V. 20" COLORED WEGA H-A21.	EACH	19111.46	0.00
T.V 20" COLOR CHINA/KORIA)	EACH	11316.67	0.00
V.C.P. PANASONIC/LG/NAT	EACH	5432.61	0.00
DVD/VCD PLAYER PANASONIC/LG	EACH	4176.25	0.00
RADIO WITH C.PLAYER NATIONAL	EACH	2243.10	0.00
PERSONNEL COMPUTER (BRANDED)	EACH	44674.28	0.00
VID. CASSETTE BLK. TDK/SONY	EACH	144.06	0.00
COM. C.D. (TDK/IMATION)	EACH	51.97	0.00
TAPE RECORDER CASSETTE BLANK	EACH	46.56	0.00
VIDEO GAME SEGA 16 BYTE	EACH	1295.59	0.00
CINEMA A/C. HIGH CLASS	TICKET	130.00	0.00
CINEMA NON-A/C HIGH CLASS	TICKET	69.81	0.00
CABLE CHARGES	PER MONT	291.96	0.00
TV.LICENCE FEE DOMESTIC	YEARLY	420.00	0.00
ENGLISH BOOK CLASS V1	EACH	67.63	0.00
ENGLISH BOOK CLASS IX OR X	EACH	92.61	0.00
ENG. BOOK IST.YR COMPLETE SET	EACH	86.78	0.00
ENGLISH BOOK BA/B.SC	EACH	163.25	0.00
URDU BOOK CLASS V (T.B.BORD)	EACH	62.81	0.00
URDU BOOK CLASS IX/X(T.B.B)	EACH	94.55	0.00
URDU BOOK IST.YEAR/INTER	EACH	60.00	0.00
URDU BOOK BA/B.SC	EACH	144.50	0.00
MATHS BOOK CALSS V (T.B.B)	EACH	91.74	0.00

Contd.

7.11 Intercity Consumer Prices October, 2017

Description	Unit	Value in Rupees	
		Average	% Change
MATHS BOOK CLASS IX OR X	EACH	209.70	0.00
MATHS BOOK IST.YEAR (T.B.B)	EACH	148.13	0.00
PAKISTAN STUDIES BOOK BA/B.SC	EACH	150.50	0.00
DAILY "DAWN"	P/COPY	19.88	0.00
DAILY "JANG"	P/COPY	12.90	-0.16
DAILY "NAWA-E-WAQT"	P/COPY	12.85	-0.16
WEEKLY "AKHBAR-E-JAHAN"	P/COPY	56.50	-0.21
WEEKLY "MAG"	P/COPY	47.00	-0.26
MONTHLY "NAUNEHAL DIGEST"	P/COPY	35.38	0.00
PAPER FOOLSCAPE (27"x17")	QUIRE	38.86	-0.23
EXERCISE.BOOK LINED 80/100 PGS	EACH	48.42	0.00
PENCILGOLDFISH/DEER	EACH	7.13	0.00
PEN INK DOLLOR 57 ML BOTTLE	EACH	22.09	0.00
PHOTOSTATE PAPER 70 GM	PRT	362.21	-0.27
BALL PEN (local)	EACH	7.70	0.00
FOUNTAIN PEN HERO/WINGS/CHINA	EACH	45.94	-0.81
EDUCATION			
PRIVATE SCHOOL FEE ENGLISH MEDIUM AVERAGE STANDARD (CLASS I)	PER MONTH	1550.55	0.00
PRIVATE SCHOOL FEE ENGLISH MEDIUM AVERAGE STANDARD (CLASS V)	PER MONTH	1738.12	0.00
PRIVATE SCHOOL FEE ENGLISH MEDIUM AVERAGE STANDARD (CLASS VI	PER MONTH	1933.96	0.00
PRIVATE SCHOOL FEE ENGLISH MEDIUM AVERAGE STANDARD (CLASS X)	PER MONTH	2250.03	0.00
PRIVATE MEDICLE COLLEGE FEE MBBS (IST YEAR)	PER MONTH	52449.41	-11.37
PRIVATE ENGINEERING COLLEGE FEE (ISTR YEAR)	PER MONTH	12706.29	-5.39
GOVT. COLLEGE FEE IST. YEAR	MONTH	45.65	-1.10
GOVT. COLLEGE FEE 4TH. YEAR	MONTH	58.73	0.61
GOVT. UNIVERSITY FEE MSC.	MONTH	881.98	-26.42
GOVT. MED. COLLEGE FEE MBBS	MONTH	1640.03	-12.68
GOVT. ENGG. COLL. FEE I YEAR	MONTH	2324.56	-23.10
COACHING FEE FOR CLASS IX/X	PER MONTH	1294.06	-0.14
COACHING CHARGES FOR CLASS IST YEAR/INTER (SCIENCE)	PER MONTH	1974.32	0.17
COACHING CHARGES FOR CLASS IST YEAR/INTER (COMMERCE)	PER MONTH	1601.72	-0.05
I.T. TUITION FEES	PER MONTH	2941.68	-3.51
MBA TUITION FEES	PER MONTH	6172.42	-5.09
RESTAURANTS AND HOTELS			
BREAD TANDOORI ST. SIZE	EACH	7.98	-0.25
COOKED MUTTON (AV. HOTEL)	PLATE	171.60	-2.69
COOKED BEEF (AV. HOTEL)	PLATE	100.81	-0.87
COOKED DAL (AV. HOTEL)	PLATE	60.56	-0.21
CHICKEN BIRYANI FULL/DOUBLE	PLATE	144.97	-0.69
TEA PREPARED (ORDINARY)	CUP	21.48	-1.44
MISCELLANEOUS GOODS AND SERVICES			
HAIRCUT CHARGES FOR MEN	P/CUT	83.26	-0.46
BEAUTY PORL HAIR STYL CHARGE	P/STY.	300.98	0.00
SHAVING CHARGES	PER SHV	46.41	-0.15
LIPSTICK S.MISS/MEDORA	EACH	112.98	-0.53
NAIL POLISH S.MISS/MEDORA	EACH	94.13	-1.06
PERFUME MED.SIZE MEDORA/BROACH	EACH	173.29	0.00
HAIR-OIL AMLA/CHAMBELI	BOTTLE	122.06	-0.20
TOILET SOAP LUX 95 GRAMS	EACH	40.25	-0.30
TOILET SOAP LIFEBOUY 140 GRM	EACH	46.71	-0.41
TOILET SOAP SAFEGUARD BATH SIZE	EACH	50.92	-0.10
TOOTHPASTE MACKLINES 70 GRM	EACH	50.38	0.00
TOOTHPAST MED SIZE CLGATE 70 GMS	EACH	69.94	-0.93

Contd.

7.11 Intercity Consumer Prices October, 2017

Description	Unit	Value in Rupees	
		Average	% Change
TOOTHBRUSH SHEILD A/PLAUQUE	EACH	42.98	-1.74
TOOTHPOWDER DENTONIC 90 GRM	EACH	32.44	-0.25
HAIR-COLOUR BEGIN (6 GMS)	EACH	106.13	0.00
HAIR COLOUR (KALAKOLA)	BOTTLE	128.25	0.00
FACECREAM PONDS (MEDIUM)	EACH	122.75	0.00
TALC POWDER VICE ROAY,B.CAT	EACH	146.85	-0.17
BLADE TREET ORDINARY 10'S	PKT.	36.18	0.00
BLADE 7-O-CLOCK STAIN. 5'S	PKT.	35.13	0.00
SHAMPOO SUNSILK/PAINTIN 100 ML	BOTTLE	105.50	-0.26
BEAUTY CREAM (FAIR & LOVELY)	EACH	151.98	0.00
HAIR REMOVING CREAM (EU-CREAM)	TUBE	68.42	-0.42
GEL MEDIUM SIZE	BOTTLE	106.50	-0.73
DISPOSABLE RAZOR GILLET-II	EACH	44.30	-0.16
SHAVING CREAM TOUCH-ME/ADM.	EACH	66.13	-0.11
GOLD TEZABI 24 CT	10 GM.	42874.81	4.74
SILVER TEZABI 24 CT	10 GM.	700.08	-1.47
ARTIFICIAL JEWELLARY SET	SET	840.76	-1.10
WRIST WATCH GENTS CITIZEN (ORIGINAL) ***	EACH	3864.86	-4.05
WRIST WATCH LADIES CITIZEN (ORIGINAL) ***	EACH	3844.34	-4.04
WALL CLOCK QUARTZ AV.QLTY	EACH	590.89	-0.32
SUITCASE REXIN (24"x16"x6")	EACH	1328.97	-0.75
TRUNK MEDIUM SIZE ***	EACH	1660.57	-0.44
PURSE LADIES (LEATHER) AVERAGE QUALITY	EACH	817.82	-0.58

8. PUBLIC FINANCE

8.1 Customs Revenue Receipts

(Million Rupees)

S. No.	Description	Annual				
		2012-13	2013-14	2014-15	2015-16	2016-17
1	Meat, fish and their preparations	151.69	253.87	322.60	470.73	762.62
2	Milk, butter, cheese and honey	2235.00	2879.15	5371.62	4577.30	8016.49
3	Fruits, nuts and vegetables	1554.43	2368.46	2830.70	5718.73	7889.02
4	Coffee, nuts and vegetables	3730.56	3713.70	4202.54	6385.82	7350.95
5	Oil-seeds and miscellaneous fruits	146.20	176.67	1117.13	2765.29	4961.77
6	Vegetable plaiting materials	868.55	998.91	828.97	852.59	1002.42
7	Animal and vegetable fats and oil	20247.00	20658.72	21183.29	25910.37	24944.14
8	Sugar and confectionery	291.17	383.73	523.17	818.76	922.40
9	Edible, preparation of cereal & vegetables	3099.12	3991.29	5319.78	6788.91	8131.78
10	Beverages, spirits and vinegars	176.65	179.36	228.65	279.05	345.93
11	Residues on waste from the food industries prepared animal fodder	59.44	141.58	2622.94	4359.11	3098.34
12	Tobacco	144.14	213.57	136.15	164.87	181.10
13	Mineral, fuel, oils and products thereof	20398.80	16760.58	24413.27	37991.81	60920.70
14	Chemicals and chemical products	7327.76	8239.32	10379.73	11883.91	12135.39
15	Pharmaceutical products	1893.71	2111.88	2507.92	3032.98	3734.25
16	Dyes, colours, paints and varnishes	2671.14	3611.13	4077.15	4838.49	5407.91
17	Perfumery, soap and toilet preparations	3778.08	4894.55	6321.37	7740.78	8878.55
18	Albuminodal substances modified stareehes gulesenzymes	215.36	287.14	488.59	626.50	850.27
19	Matches and other explosives	22.61	25.30	18.81	37.11	32.99
20	Photographic and cinematographic goods	1254.43	1583.89	1823.38	2544.33	2484.43
21	Plastic & articles thereof	349.73	11055.67	13198.11	15812.87	17041.90
22	Rubber and articles thereof	8820.77	2395.14	3179.46	6472.21	7999.88
23	Leather articles and footwear	2143.80	2051.86	2459.12	3303.33	4484.34
24	Wood & articles of wood wood charcoal	2010.44	542.99	837.99	1301.24	1662.87
25	Wood, paper and stationery	475.48	6085.09	8503.06	9412.67	10291.25
26	Silk yarn and fabrics	5357.43	139.29	316.29	422.13	333.92
27	Fabrics of wool, flax ramle metal vegetable	136.97	706.41	1039.73	1355.32	1650.64
28	Cotton, Textile fabrics, Paper Yarn	490.74	2065.56	1057.36	2567.15	2076.10
29	Yarn and fabrics of man-made fiber	1422.08	8773.16	11587.37	13433.31	14154.79
30	Carpets & other floor covering	6523.28	285.80	328.81	430.79	442.05
31	Special Woven Fabrics and Variety (58)	274.42	352.95	454.87	552.60	680.96
32	Textile articles including knitted & crocheted goods	1969.33	2627.81	3551.13	5298.75	7337.85
33	Other madeup textile articles, set worm clothing & textile articles rugs	1093.49	1375.49	1620.10	2501.88	2701.36
34	Glass and earthen-ware	3198.22	4459.56	5938.18	8998.91	9493.64
35	Precious metal, stones, pearls & imitation jewellery	40.01	65.58	90.60	207.56	249.66
36	Iron and steel manufactures	10545.65	9211.16	17154.45	40140.83	44840.32
37	Metals other than gold,silver,iron & steel	1253.23	1866.33	2518.70	4481.37	5437.41
38	Cutlery, tools articles of base metals	1015.61	1324.08	1608.30	2264.13	2565.87
39	Machinery and mechanical appliances	12362.55	13742.20	20289.00	26190.69	35628.20
40	Electric machinery and equipment	10396.39	11325.52	22583.98	21382.12	26093.07
41	Railway and tramway plant and rolling stock	393.05	447.75	1147.92	299.92	910.62
42	Motor and other vehicles	42305.56	36314.43	49408.87	61946.64	78312.99
43	Ships, boats and aircraft's	108.57	79.44	1045.69	3823.94	3315.75
44	Clocks and watches and parts thereof	60.14	66.04	61.53	154.00	170.98
45	Arms and ammunitions	507.58	317.19	336.89	103.86	177.64
46	Toys, games and sports goods	278.43	346.34	488.01	967.27	1415.31
47	Sub-total (1 to 46)	183798.79	191495.64	265523.28	361612.93	441520.82
48	All other articles	66022.29	58234.50	49707.26	56561.39	65628.41
49	Gross Collection (47 to 48)	249821.08	249730.14	315230.54	418174.32	507149.23
50	Refund & Rebates	10362.12	8731.76	9090.69	11993.96	11095.46
51	Net collection (54-55)	239458.96	240998.38	306139.85	406180.36	496053.77
52	Total imports duty	...	233783.87	283865.95	377416.18	454814.09
53	1 % Ware House Charges	...	1182.93	808.69	648.13	551.69
54	Miscellaneous	...	4469.01	5010.68	5613.38	7995.51
55	Export duties	...	475.78	495.05	580.79	639.20
56	25% Export Development Charges	...	6119.22	5921.88	5365.62	5340.73
57	Regularity Duty	...	3699.32	19128.26	28549.96	37771.99

Contd.

8.1 Customs Revenue Receipts

(Million Rupees)

S. No.	Description	Monthly			
		Oct,2016	Nov,2016	Dec,2016	Jan,2017
1	Meat, fish and other preparations	61.28	93.59	121.44	116.40
2	Milk, Butter, Cheese and Honey	384.47	697.92	461.67	550.38
3	Fruits, nuts and vegetables	933.91	692.33	613.44	674.33
4	Coffee, nuts and vegetables	533.27	513.06	711.15	680.20
5	Oil-seeds & miscellaneous fruits	278.77	439.83	436.96	500.17
6	Vegetable plaiting Materials	81.83	75.78	81.96	77.05
7	Animal and vegetable fats and oil	1987.67	2014.23	2123.04	2090.31
8	Sugar and confectionery	88.32	93.24	78.95	89.77
9	Edible, preparation of cereals and vegetables	614.60	659.04	675.40	756.11
10	Beverages, spirits and vinegars	22.18	15.10	15.51	22.25
11	Residues an Waste from the food industries, Prepared animal fodder	170.54	250.03	310.88	223.32
12	Tobacco	29.15	17.17	10.21	20.02
13	Minerals, fuel, oils and products thereof	4148.40	5421.43	6792.99	4522.23
14	Chemicals and chemicals products	865.10	955.31	1027.81	1063.95
15	Pharmaceutical products	259.74	308.01	329.70	309.55
16	Dyes, colours, paints and varnishes	391.93	438.67	443.16	476.57
17	Perfumery, soap and toilet preparations	667.00	729.58	812.49	760.57
18	Albuminoidal substances modified starches, glues,enzymes	63.03	75.20	65.68	61.97
19	Matches and other explosives	0.46	0.39	8.61	0.60
20	Photographic and cinematographic goods	203.62	191.39	239.26	201.29
21	Plastic and articles thereof	1257.01	1281.70	1398.69	1425.43
22	Rubber and articles thereof	667.62	550.77	727.90	680.28
23	Leather articles and footwear	443.51	281.52	254.16	304.86
24	Wood & articles of wood; wood charcoal	119.23	134.30	153.84	155.40
25	Wood, paper and stationery	770.45	746.87	908.25	851.98
26	Silk yarn and fabrics	20.99	20.39	27.26	35.94
27	Fabrics of Wool, flax, ramle metal, vegetable	129.53	136.53	145.36	156.25
28	Cotton, textile, fibre & other paper & veg yarn	143.70	125.49	162.15	196.38
29	Yarn and fabrics of man-made fiber	942.70	1168.41	1246.15	1294.31
30	Carpets & other floor covering	29.21	34.89	45.72	45.16
31	Special Woven Fabrics and Variety	54.19	61.64	78.76	71.19
32	Textile articles including knitted & crocheted goods	596.98	780.02	763.33	608.83
33	articles;rugs	299.47	316.05	267.57	240.33
34	Glasses and earthen/ware	723.09	664.97	939.94	974.99
35	Precious metals,stones,pearls & imitation jewellery	16.15	13.13	13.31	17.18
36	Iron & steel manufactures thereof	3338.53	3677.84	3656.70	3959.02
37	Metals other than gold, silver, iron & steel	354.11	412.81	462.95	488.83
38	Cutlery, tools articles of base metals	178.56	196.53	219.62	228.52
39	Machinery and mechanical appliances	3159.88	2521.12	2588.41	2909.05
40	Electric machinery and equipment	2126.13	2100.66	3062.19	2921.03
41	Railway and tramway plant and rolling stock	39.74	11.35	26.08	111.57
42	Motor and other vehicles	5553.85	6318.70	5723.51	7043.85
43	Ships, boats and Air crafts	142.32	122.87	251.80	475.19
44	Clocks, watches and parts thereof	8.27	13.84	18.40	16.00
45	Arms and ammunitions	16.45	0.39	3.87	21.95
46	Toys, games and sports goods	73.38	86.09	134.16	161.49
47	Sub total (1 to 46)	32990.32	35460.18	38640.39	38592.05
48	All other articles	2207.77	2982.05	7565.04	1421.71
49	Total Import Duty	31234.42	34277.22	41423.99	35645.56
50	Warehouse Charges	41.41	33.46	57.64	43.89
51	Regularity Duty	2953.09	3106.53	3369.00	3270.29
52	Miscellienous	505.61	490.22	794.40	586.01
53	0.25 % Export Development Charges	435.93	482.14	502.36	408.63
54	Export Duties	28.41	51.84	58.08	59.66
55	Gross	35198.87	38441.41	46205.47	40014.04
56	Refund	40.73	23.12	19.05	58.92
57	Rebate	957.91	982.71	718.17	884.91
58	Refund & Rebate	998.64	1005.83	737.22	943.83
59	Net	34200.23	37435.58	45468.25	39070.21

Contd.

8.1 Customs Revenue Receipts

(Million Rupees)

S. No.	Description	Monthly				
		Feb,2017	Mar,2017	Apr,2017	May, 2017	Jun,2017
1	Meat, fish and other preparations	77.22	51.02	26.20	22.65	27.02
2	Milk, Butter, Cheese and Honey	871.27	654.55	579.59	1045.10	787.01
3	Fruits, nuts and vegetables	552.11	686.98	706.04	621.81	611.44
4	Coffee, nuts and vegetables	777.47	713.13	583.34	544.77	465.85
5	Oil-seeds & miscellaneous fruits	364.91	291.05	535.05	491.74	594.55
6	Vegetable plaiting Materials	76.14	100.28	94.46	83.99	100.82
7	Animal and vegetable fats and oil	2020.19	2473.42	2092.73	2707.50	2116.18
8	Sugar and confectionery	73.12	90.41	65.00	80.65	75.44
9	Edible, preparation of cereals and vegetables	654.12	679.41	794.91	660.29	744.10
10	Beverages, spirits and vinegars	19.90	36.23	43.65	37.33	55.12
11	Residues an Waste from the food industries, Prepared animal fodder	403.00	548.52	405.10	156.19	180.11
12	Tobacco	5.78	15.98	12.36	13.28	5.41
13	Minerals, fuel, oils and products thereof	4405.10	6104.36	5720.77	6413.90	6902.76
14	Chemicals and chemicals products	1069.45	1158.32	1187.24	1017.90	997.43
15	Pharmaceutical products	263.48	336.89	339.59	349.02	303.26
16	Dyes, colours, paints and varnishes	435.21	506.65	527.70	498.77	480.62
17	Perfumery, soap and toilet preparations	672.65	837.75	814.73	843.55	686.48
18	Albuminoidal substances modified starches, glues,enzymes	81.88	96.65	71.83	87.78	61.42
19	Matches and other explosives	1.98	1.77	0.35	0.09	13.54
20	Photographic and cinematographic goods	194.24	188.79	206.76	209.89	228.45
21	Plastic and articles thereof	1479.70	1637.42	1585.15	1535.10	1561.21
22	Rubber and articles thereof	610.73	674.24	704.38	667.06	665.87
23	Leather articles and footwear	382.69	200.46	334.94	580.90	439.09
24	Wood & articles of wood; wood charcoal	153.17	159.47	153.76	147.37	118.81
25	Wood, paper and stationery	855.92	1028.85	1001.44	834.69	895.25
26	Silk yarn and fabrics	44.43	21.27	26.72	27.36	24.24
27	Fabrics of Wool, flax, ramle metal, vegetable	148.52	128.45	126.41	139.43	152.08
28	Cotton, textile, fibre & other paper & veg yarn	191.67	194.60	256.16	194.41	118.32
29	Yarn and fabrics of man-made fiber	1220.69	948.94	1080.66	1172.99	1140.60
30	Carpets & other floor covering	57.68	47.23	41.13	39.80	30.76
31	Special Woven Fabrics and Variety	52.29	37.86	50.91	53.39	58.59
32	Textile articles including knitted & crocheted goods	622.17	340.29	596.61	716.88	665.38
33	articles;rugs	200.21	172.10	159.25	165.09	207.77
34	Glasses and earthen/ware	894.02	627.32	619.39	838.91	772.87
35	Precious metals,stones,pearls & imitation jewellery	23.02	16.51	20.18	30.32	36.21
36	Iron & steel manufactures thereof	3701.14	4315.76	4363.98	4737.62	3784.62
37	Metals other than gold, silver, iron & steel	453.24	518.21	516.13	469.71	423.17
38	Cutlery, tools articles of base metals	237.49	172.67	215.26	263.72	260.76
39	Machinery and mechanical appliances	3152.30	3197.21	3367.75	3135.63	3256.57
40	Electric machinery and equipment	1871.15	2039.90	1926.67	1988.39	1801.20
41	Railway and tramway plant and rolling stock	44.06	96.79	240.48	20.13	174.29
42	Motor and other vehicles	6312.53	7699.13	7816.67	8667.45	7609.86
43	Ships, boats and Air crafts	187.30	295.56	434.81	342.58	572.53
44	Clocks, watches and parts thereof	20.68	9.88	11.88	26.32	15.04
45	Arms and ammunitions	2.79	1.98	0.69	4.63	115.32
46	Toys, games and sports goods	133.2	88.3	132.98	170.7	156.61
47	Sub total (1 to 46)	36072.01	40242.56	40591.79	42856.78	40494.03
48	All other articles	-358.17	9777.06	3630.48	5579.14	21363.61
49	Total Import Duty	31539.23	45686.92	39785.50	43492.53	56343.36
50	Warehouse Charges	49.60	48.81	63.54	59.60	39.71
51	Regularity Duty	3101.91	3046.15	3116.25	3583.01	3271.47
52	Miscellienous	552.16	677.16	778.20	816.24	1537.21
53	0.25 % Export Development Charges	434.33	483.36	434.57	426.76	498.23
54	Export Duties	36.62	77.36	44.17	57.66	167.50
55	Gross	35713.85	50019.58	44222.23	48435.80	61857.48
56	Refund	7.99	35.01	42.73	49.25	-2.42
57	Rebate	1079.70	1184.91	981.80	792.19	5.31
58	Refund & Rebate	1087.69	1219.92	1024.53	841.44	2.89
59	Net	34626.16	48799.66	43197.70	47594.36	61854.59

Contd.

8.1 Customs Revenue Receipts

(Million Rupees)

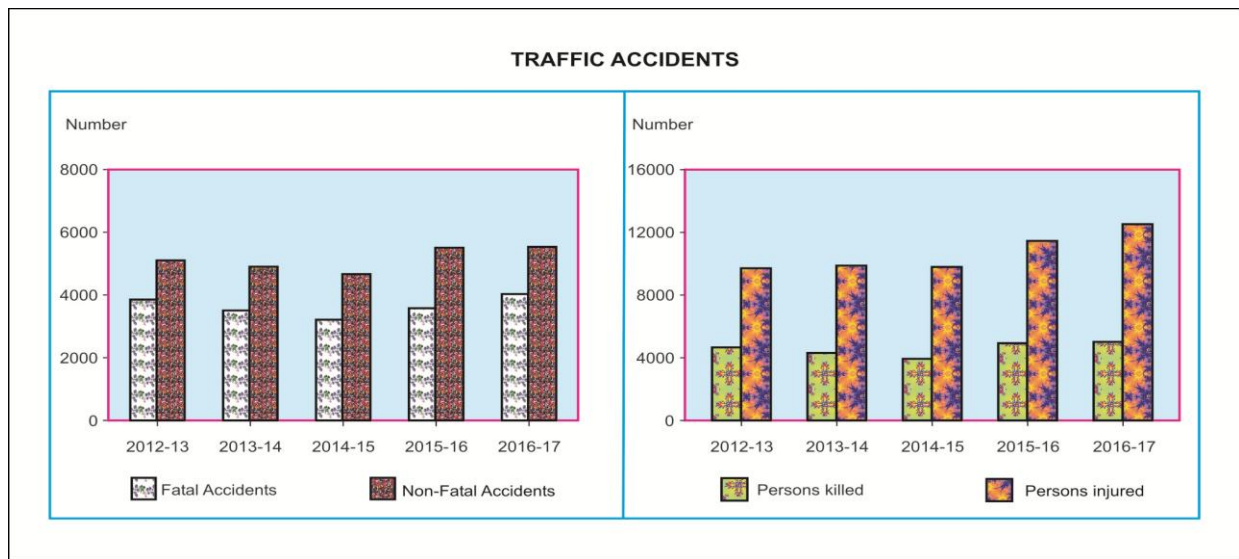
S. No.	Description	Monthly			
		Jul,2017	Aug,2017	Sep,2017	Oct,2017
1	Meat, fish and other preparations	41.65	56.67	70.15	109.76
2	Milk, Butter, Cheese and Honey	639.59	616.48	592.18	687.45
3	Fruits, nuts and vegetables	769.17	1065.21	1001.66	1389.46
4	Coffee, nuts and vegetables	637.79	733.44	583.98	674.77
5	Oil-seeds & miscellaneous fruits	425.21	596.96	486.53	709.39
6	Vegetable plaiting Materials	167.41	179.40	155.55	196.59
7	Animal and vegetable fats and oil	2675.29	2546.50	2182.88	2327.23
8	Sugar and confectionery	82.33	96.92	82.47	88.51
9	Edible, preparation of cereals and vegetables	996.31	872.60	698.82	960.59
10	Beverages, spirits and vinegars	43.91	44.47	35.08	32.36
11	fodder	70.71	492.39	109.41	82.97
12	Tobacco	3.96	10.36	7.50	10.23
13	Minerals, fuel, oils and products thereof	2530.73	4029.83	5356.78	6037.20
14	Chemicals and chemicals products	1095.64	1107.99	1077.79	1075.33
15	Pharmaceutical products	333.38	327.05	313.07	370.99
16	Dyes, colours, paints and varnishes	486.46	481.13	451.71	485.12
17	Perfumery, soap and toilet preparations	907.42	928.39	753.89	883.85
18	Albuminoidal substances modified starches, glues,enzymes	70.22	75.67	68.37	85.80
19	Matches and other explosives	2.61	4.51	0.98	1.58
20	Photographic and cinematographic goods	237.96	283.88	195.06	224.24
21	Plastic and articles thereof	1604.93	1601.15	1524.90	1690.88
22	Rubber and articles thereof	746.62	823.74	744.36	922.08
23	Leather articles and footwear	404.63	623.67	556.12	489.26
24	Wood & articles of wood; wood charcoal	149.56	133.29	122.26	126.22
25	Wood, paper and stationery	1091.49	949.47	936.80	866.33
26	Silk yarn and fabrics	12.12	19.18	22.56	11.83
27	Fabrics of Wool, flax, ramle metal, vegetable	163.21	134.70	138.10	138.65
28	Cotton, textile, fibre & other paper & veg yarn	98.60	78.70	125.61	163.90
29	Yarn and fabrics of man-made fiber	1101.43	1271.55	844.13	1120.34
30	Carpets & other floor covering	29.53	33.03	31.16	32.23
31	Special Woven Fabrics and Variety	51.29	72.06	57.17	57.96
32	Textile articles including knitted & crocheted goods	481.5	685.77	666.19	761.83
33	articles;rugs	237.71	204.24	176.58	207.80
34	Glasses and earthen/ware	1205.65	1274.38	1023.74	983.27
35	Precious metals,stones,pearls & imitation jewellery	29.88	37.79	23.57	29.06
36	Iron & steel manufactures thereof	4687.55	4764.52	3896.93	4359.86
37	Metals other than gold, silver, iron & steel	533.01	505.36	313.47	419.92
38	Cutlery, tools articles of base metals	259.98	265.33	248.81	275.15
39	Machinery and mechanical appliances	3092.09	2777.86	2343.14	2986.95
40	Electric machinery and equipment	2483.02	2320.86	2197.12	2587.56
41	Railway and tramway plant and rolling stock	185.15	56.07	20.40	10.94
42	Motor and other vehicles	7492.36	9265.24	7748.15	8725.70
43	Ships, boats and Air crafts	130.48	118.45	166.39	303.70
44	Clocks, watches and parts thereof	16.59	21.21	14.05	23.28
45	Arms and ammunitions	1.26	0.72	3.79	2.67
46	Toys, games and sports goods	219.71	198.73	163.67	185.25
47	Sub total (1 to 46)	38727.10	42786.92	38333.03	43916.04
48	All other articles	2740.79	3381.55	6802.27	3989.41
49	Total Import Duty	36609.37	40711.62	39972.62	41335.33
50	Warehouse Charges	54.16	51.27	38.65	49.82
51	Regularity Duty	37762.55	4314.50	4058.24	5146.07
52	Miscellaneous	598.37	507.75	550.99	864.16
53	0.25 % Export Development Charges	415.12	441.32	466.25	476.40
54	Export Duties	28.28	141.98	53.89	33.71
55	Gross	41467.85	46168.44	45140.64	47905.49
56	Refund	77.11	44.81	19.68	38.87
57	Rebate	1499.94	1748.63	514.18	1406.90
58	Refund & Rebate	1577.05	1793.44	533.86	1445.77
59	Net	39890.80	44375.00	44606.78	46459.72

Source: Federal Board of Revenue, Islamabad.

9. SOCIAL

9.1 Data on Traffic Accidents

Year/Month	Total Number of Accidents	Accident		Persons		Total Number of Vehicles Involved
		Fatal	Non - Fatal	Killed	Injured	
PAKISTAN						
2012-13	8988	3884	5104	4719	9710	9876
2013-14	8359	3500	4859	4348	9777	9423
2014-15	7865	3214	4651	3954	9661	8949
2015-16	9100	3591	5509	4448	11544	10636
2016-17	9582	4036	5546	5047	12696	11317
2016 Oct	787	324	463	417	1063	938
Nov	765	346	419	397	1041	899
Dec	676	265	411	384	880	781
2017 Jan	735	341	394	444	1006	846
Feb	731	330	401	423	983	883
Mar	812	360	452	437	1023	921
Apr	864	356	508	438	1125	1050
May	904	382	522	452	1157	1070
Jun	902	365	537	447	1243	1122
Jul	859	374	485	448	1155	1019
Aug	904	399	505	470	1059	1063
Sep	995	432	563	535	1348	1197
Oct	1022	440	582	515	1352	1224



Note: Data from July,2012 onward includes ICTs.

* Included Islamabad

Contd.

9.1 Data on Traffic Accidents

Year/Month	Total Number of Accidents	Accident		Persons		Total Number of Vehicles Involved
		Fatal	Non - Fatal	Killed	Injured	
ISLAMABAD						
2012-13	201	107	94	109	180	212
2013-14	256	120	136	132	206	256
2014-15	216	107	109	118	182	217
2015-16	244	120	124	140	209	244
2016-17	226	127	99	129	124	216
2016 Oct	17	7	10	9	8	17
Nov	27	17	10	9	8	17
Dec	14	8	6	9	19	14
2017 Jan	13	6	7	8	15	13
Feb	14	8	6	8	4	14
Mar	28	12	16	12	9	28
Apr	16	12	4	13	6	16
May	20	11	9	12	9	20
Jun	22	12	10	12	9	22
Jul	17	10	7	10	10	17
Aug	15	11	4	11	6	15
Sep	30	19	11	20	17	30
Oct	14	8	6	8	4	14
PUNJAB						
2012-13	4587	2213	2374	2692	4515	4587
2013-14	3696	1717	1979	2145	3941	3696
2014-15	3054	1435	1619	1750	3652	3054
2015-16	3288	1576	1712	2053	4550	3288
2016-17	3819	1989	1830	2494	5231	3819
2016 Oct	266	129	137	199	460	266
Nov	285	157	128	187	416	285
Dec	260	125	135	160	383	260
2017 Jan	372	209	163	273	454	372
Feb	309	176	133	211	349	309
Mar	396	213	183	266	529	396
Apr	388	199	189	237	528	388
May	378	202	176	250	481	378
Jun	344	167	177	209	479	344
Jul	363	198	165	246	484	363
Aug	410	225	185	271	464	410
Sep	452	243	209	314	688	452
Oct	481	250	231	298	598	481
SINDH						
2012-13	935	582	353	696	637	960
2013-14	945	613	332	791	893	1103
2014-15	881	583	298	771	863	1029
2015-16	924	634	290	749	754	1144
2016-17	880	608	272	786	970	1009
2016 Oct	89	63	26	63	44	97
Nov	79	61	18	73	110	97
Dec	76	53	23	66	87	86
2017 Jan	60	36	24	43	59	68
Feb	70	51	19	82	172	84
Mar	61	40	21	53	64	71
Apr	62	44	18	51	49	76
May	68	47	21	55	48	75
Jun	67	43	24	56	51	83
Jul	65	46	19	49	31	71
Aug	66	48	18	63	73	74
Sep	77	47	30	68	57	103
Oct	84	60	24	69	97	94

Contd.

9.1 Data on Traffic Accidents

Year/Month	Total Number of Accidents	Accident		Persons		Total Number of Vehicles Involved
		Fatal	Non - Fatal	Killed	Injured	
KHYBER P.K.						
2012-13	2968	846	2122	1059	4016	3736
2013-14	3120	877	2243	1033	4257	3934
2014-15	3399	942	2457	1137	4524	4260
2015-16	4287	1083	3204	1299	5527	5490
2016-17	4256	1103	3153	1317	5804	5736
2016 Oct	389	110	279	126	518	521
Nov	352	97	255	114	481	472
Dec	303	73	230	94	384	390
2017 Jan	270	75	195	100	454	364
Feb	315	80	235	94	416	445
Mar	299	83	216	88	340	387
Apr	364	89	275	124	493	526
May	392	106	286	118	562	537
Jun	420	117	303	140	628	607
Jul	364	94	270	119	572	502
Aug	378	94	284	99	481	512
Sep	393	100	293	103	533	548
Oct	396	101	295	117	602	567
BALUCHISTAN						
2012-13	297	136	161	163	362	381
2013-14	342	173	169	247	480	434
2014-15	315	147	168	178	440	389
2015-16	357	178	179	207	504	470
2016-17	401	209	192	321	567	537
2016 Oct	26	15	11	20	33	37
Nov	22	14	8	14	26	28
Dec	23	6	17	55	7	31
2017 Jan	20	15	5	20	24	29
Feb	23	15	8	28	42	31
Mar	28	12	16	18	81	39
Apr	34	12	22	13	49	44
May	46	16	30	17	57	60
Jun	49	26	23	30	76	66
Jul	50	26	24	24	58	66
Aug	35	21	14	26	35	52
Sep	43	23	20	30	53	64
Oct	47	21	26	23	51	68

Source: Provincial Police Departments & ICT Police.

9.2 Data on Telecommunication 2017

Months	Distribution of Cellular Mobile Subscribers					
	Total	Moblink	CM Pak	Ufone	Telenor	Warid
Jan	137095352	51534764	27496157	18478378	39586053	-
Feb	137791721	51876119	27706481	18456580	39752541	-
Mar	139108964	52467361	28008535	18470351	40162717	-
Apr	139615595	52715972	27924625	18545001	40429997	-
May	140516259	52887845	28214245	18509224	40904945	-
Jun	139758116	52470638	28084677	18397981	40804820	-
Jul	139781754	52325198	28423969	18361997	40670590	-
Aug	139970762	52720636	28475681	18333129	40441316	-
Sep	140759071	52617231	28916205	18489816	40735819	-
Oct	142404318	53420853	29464429	18639721	40879315	-
Nov						
Dec						

Source : Pakistan Telecommunication Authority, Islamabad.

9.3 Visitors at Archaeological Museum in Pakistan

Area/ attraction	August, 2017		September, 2017		October, 2017	
	Foreigner	National	Foreigner	National	Foreigner	National
PAKISTAN	1301	204735	1196	191024	1869	222581
ISLAMABAD	532	97853	369	88701	717	125170
Pakistan Museum of Natural History	15	18726	28	10637	57	18163
Lok Virsa Heritage Museum	192	27995	143	25242	320	45269
Pakistan Monument Museum	297	50392	184	52092	304	61088
Pakistan Railway Heritage Museum	28	740	14	730	36	650
PUNJAB	488	80396	624	85317	874	80513
Lahore Museum Lahore	171	13688	231	17309	342	24148
Allama Iqbal Library & Museum, Sialkot.	3	1900	3	850	3	885
Museum, Taxila, Rawalpindi	157	15838	217	10375	246	9307
Museum, Harappa, Sahiwal.	5	17305	19	11237	8	7215
Allama Iqbal Museum, Javaid Manzil, Lahore	1	377	4	490	-	450
PMDC Khewara Mines Museum, Chakwal	151	31288	150	45056	275	38508
SINDH	248	22432	180	13215	243	12788
National Museum of Pakistan, Karachi	5	5499	5	3628	38	4391
Sindh Provincial Museum, Hyderabad.	16	2455	3	2530	6	2130
Museum, Banbhore, Thatta.	1	1105	-	800	10	350
Museum, Moenjodaro, Larkana.	13	1476	29	1813	51	1890
Museum Umerkot, Tharparkar.	-	9129	-	2549	-	2238
Quid-e-Azam Birth Place, Karachi.	3	1062	1	114	-	89
Quid-e-Azam House Museum, Karachi.	210	1706	142	1781	138	1700
KHYBER PAKHTUNKHWA	33	3911	23	3656	35	3977
Peshawar Museum, Peshawar.	28	1688	12	2390	16	2817
Museum Saidu Sharif, Swat.	4	1807	9	782	18	820
Dir Museum, Chakdara	1	416	2	484	1	340
BALUCHISTAN	-	143	-	135	-	133
Museum Balochistan, Quetta.	-	143	-	135	-	133

Source:-Department of Archaeology and Museum,
Government of Pakistan & Provincial Government

9.4 Visitors at Heritage Site in Pakistan

Area/ attraction	August, 2017		September, 2017		October, 2017	
	Foreigner	National	Foreigner	National	Foreigner	National
PAKISTAN	405	285900	552	287476	567	292781
PUNJAB	329	256734	446	260444	443	272798
Jahangir's Tomb, Lahore	30	8725	10	8500	66	7957
Shalimar Garden, Lahore	27	15657	23	12605	23	12580
Royal Fort (Shahi Qila), Lahore	88	169209	162	201727	88	218239
Hiran Minar & Tank, Sheikhpura	22	30000	15	16000	12	17500
Harappa, Sahiwal	5	17305	19	11237	8	7215
Taxila, Rawalpindi	157	15838	217	10375	246	9307
SINDH	29	14430	51	6762	69	5578
Banbhore , Thatta.	1	1105	-	800	10	350
Makli Hill Monument, Thatta	15	2720	22	1600	8	1100
Moenjodaro, Larkana.	13	1476	29	1813	51	1890
Umerkot Fort, Tharparkar.	-	9129	-	2549	-	2238
KHYBER PAKHTUNKHWA.	47	14736	55	20270	55	14405
Remains of Takht-i-Bhai, Mardan	7	14500	11	20040	6	14000
Butkara Site Museum, Saidu Sharif, Swat	-	36	4	30	4	5
Julian Site, Haripur	40	200	40	200	45	400
BALUCHISTAN						

Source: Department of Archaeology and Museum.
Government of Pakistan & Provincial Government.

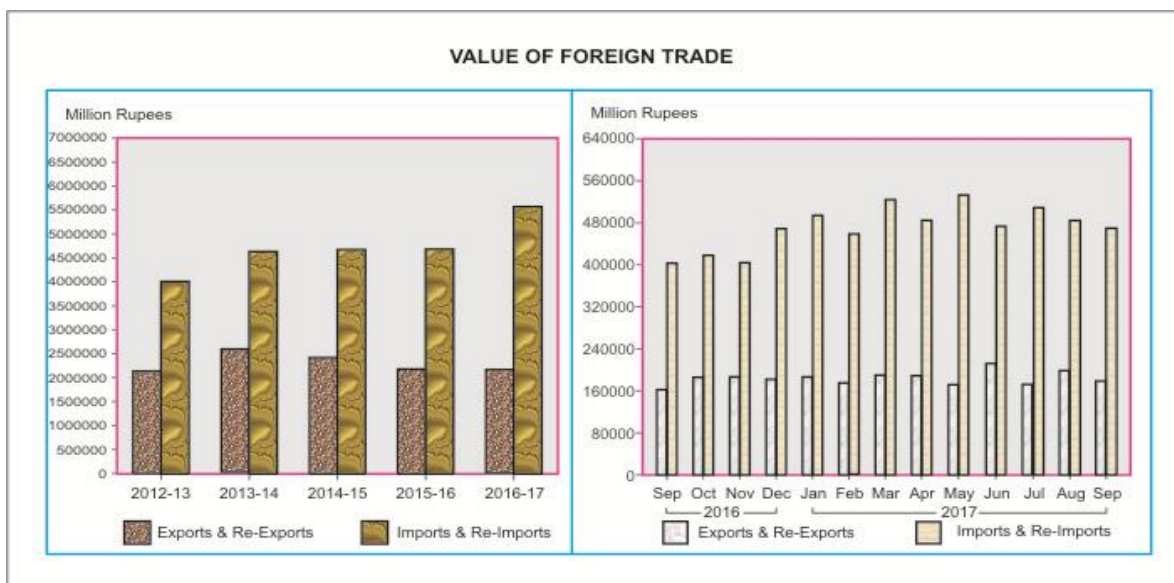
10. TRADE

10.1 Value of Foreign Trade

(Million Rupees)

Year / Month	Exports	Re-Exports	Imports	Re-Imports	Balance of Trade
2012-13	2,366,477.8	9,946.3	4,349,879.5	--	-1,973,455.4
2013-14	2,583,463.2	16,369.1	4,630,520.8	1,855.7	-2,032,544.2
2014-15	2,397,513.0	20,191.2	4,644,151.6	20,961.9	-2,247,409.3
2015-16	2,166,846.4	18,574.8	4,658,748.9	20,748.0	-2,494,075.7
2016-17 *	2,138,185.6	30,564.7	5,539,720.6	22,200.3	-3,393,170.6
2016 Sep	160,787.3	1266.7	400,544.8	1786.6	-240,277.4
Oct	183,040.8	1452.0	417,105.7	1804.0	-234,416.9
Nov	183,930.6	2054.0	440,287.5	1653.6	-255,956.5
Dec	180,320.7	1593.3	467,036.0	1898.0	-287,020.0
2017 Jan	185,875.9	710.4	491,952.8	1952.9	-307,319.4
Feb	171,029.4	4261.1	457,799.8	1947.4	-284,456.7
Mar	187,921.8	1585.1	521,302.4	2324.6	-334,120.1
Apr	188,385.9	196.8	519,814.4	1733.8	-332,965.5
May	169,710.7	1769.3	530,620.3	1835.1	-360,975.4
Jun	199,730.1	12411.4	472,727.4	1565.8	-262,151.7
Jul	171,501.3	2620.1	506,936.3	2065.0	-334,879.9
Aug	195,912.9	3286.3	518,438.4	2154.9	-321,394.1
Sep *	175,714.9	1569.4	467,454.3	2121.2	-292,291.2

* : Provisional

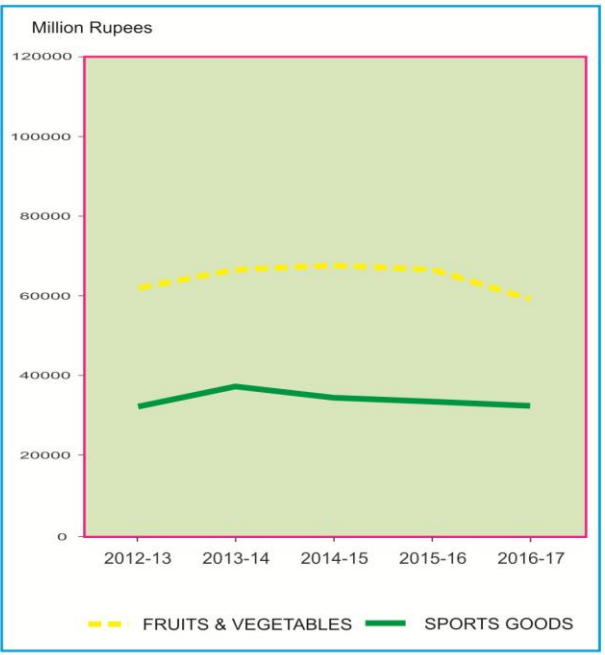
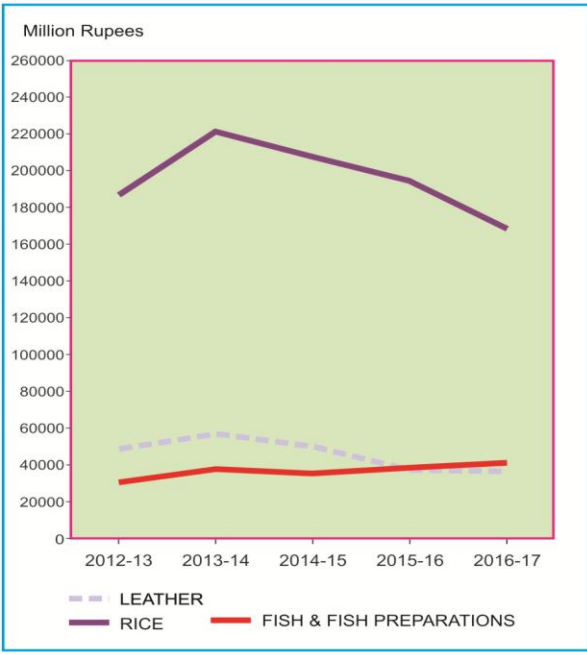
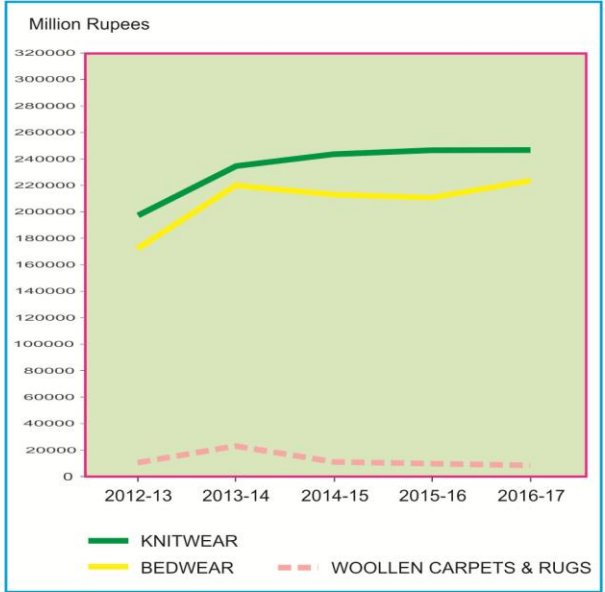
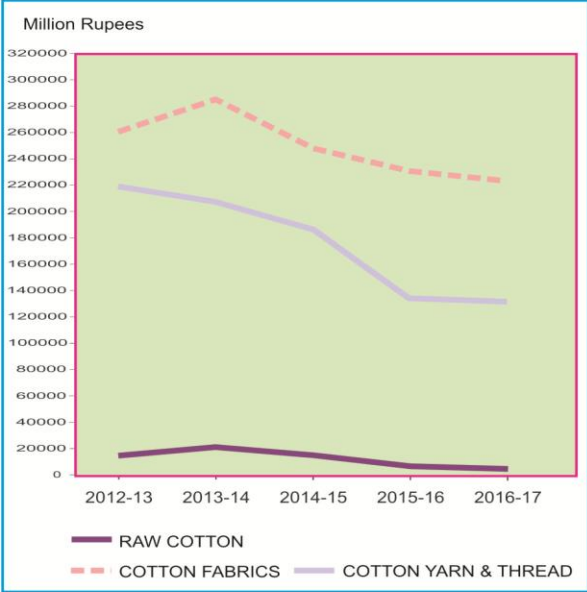


10.2 Exports by Commodity/Group

(Million Rupees)

Year/ Month	Raw Cotton	Cotton Fabrics	Cotton Yarn and Thread	Knitwear	Bedwear	Woollen Carpets & Rugs	Leather	Rice	Fish & Fish Prepara- tions	Fruits & Vege- tables	Sports goods
2012-13	14888.1	260237.5	219017.0	197434.3	172724.2	11484.6	48455.7	186623.1	30759.1	62126.8	32375.2
2013-14	21352.5	285130.2	207199.9	235564.7	219961.7	12616.2	56496.4	222906.7	37917.6	66703.9	37259.6
2014-15	14932.7	248430.9	188615.4	243718.7	213017.9	11772.5	49582.8	206266.3	35429.4	67864.3	34293.6
2015-16	7948.1	230757.3	134027.9	246267.3	210543.5	9896.6	37802.9	194249.6	33918.4	66839.6	33861.6
2016-17 *	4559.0	223675.4	131813.2	247242.0	223811.6	8053.9	36182.8	168244.0	41213.9	59241.8	32285.1
2016 Sep	758.9	17615.7	9484.2	19212.6	18122.8	857.6	3035.2	8692.6	3615.0	3937.0	2274.9
Oct	1209.1	19213.1	12182.5	20598.7	19614.9	638.8	2926.8	15574.7	5306.9	4097.5	2682.4
Nov	470.9	17483.2	13520.5	20025.8	18008.4	820.1	3187.3	17352.1	4313.8	3963.9	2458.6
Dec	248.4	17668.4	11266.0	20639.8	17809.9	746.0	2697.8	16284.3	2873.6	6539.9	3052.6
2017 Jan	111.5	21217.6	9925.2	20472.6	18593.8	518.4	2583.4	17166.6	2849.5	8756.4	2467.2
Feb	346.1	16340.2	9863.0	18539.4	18582.6	747.5	2792.3	16381.3	3051.0	6201.1	2643.1
Mar	90.6	19762.1	10211.9	19301.1	18907.7	542.7	3251.4	14404.9	3772.7	4108.8	2817.9
Apr	182.9	19917.8	10580.6	19500.8	18538.9	589.1	3176.4	18410.9	4259.3	5286.7	2920.4
May	53.2	16445.2	9653.0	19478.0	16367.4	482.5	3377.9	12239.1	5028.7	4481.2	2466.9
Jun	20.2	18331.9	11469.7	26711.7	22046.8	702.5	3206.6	15036.1	3057.3	3509.5	2952.5
Jul	104.1	16880.9	11502.2	20431.5	18011.7	571.9	2474.6	11374.7	1347.0	3143.6	2452.0
Aug	811.7	19911.0	10684.4	25844.9	22501.5	653.9	3011.0	12234.2	2399.5	4269.0	3045.9
Sep*	2204.1	18897.5	11655.3	21862.5	19242.4	736.9	2424.8	10143.1	4229.7	2675.1	2403.1

EXPORTS BY COMMODITY/GROUP

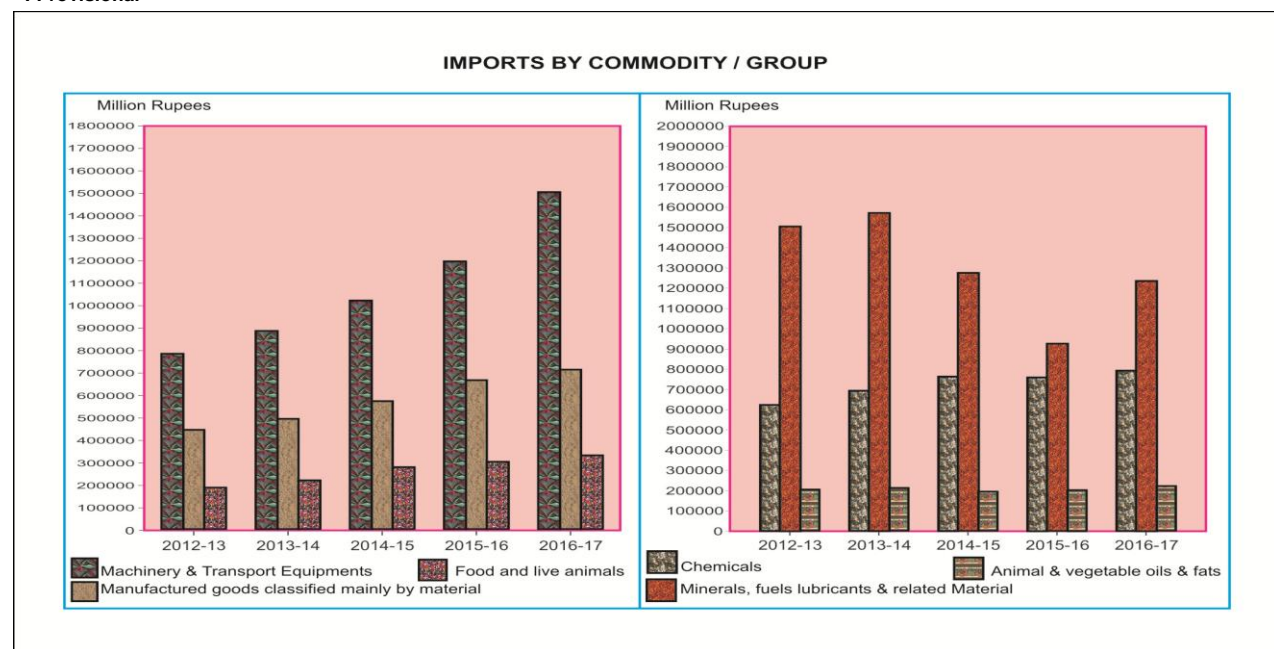


10.3 Imports by Commodity/Group

(Million Rupees)

Year/Month	Machinery and Transport Equipment	Manufactured Goods Classified Mainly by Material	Food and Live animals	Chemicals	Mineral Fuels, Lubricants and related Materials	Animal or Vegetable Oils & Fats
2012-13	783966.3	444919.9	190555.4	621466.0	1504034.0	205311.0
2013-14	886479.3	496850.9	221052.9	691397.7	1570968.0	213427.6
2014-15	1019546.8	571607.2	280008.3	761241.6	1274835.8	193222.0
2015-16	1197306.7	661908.8	305420.7	755705.4	927237.0	201551.1
2016-17 *	1571759.2	718013.5	332265.7	796180.6	1237043.7	221074.1
2016 Sep	114235.0	50983.6	25435.2	58982.8	93048.8	15408.0
Oct	129114.4	53452.9	27008.9	58652.6	90505.2	16791.2
Nov	118617.8	59607.4	27711.3	66151.6	102300.0	17928.8
Dec	132700.2	61183.8	26680.4	67315.2	105297.8	18966.9
2017 Jan	158841.0	63992.7	32780.0	65342.3	91327.0	18859.0
Feb	124630.5	60038.8	32096.6	66453.9	96475.9	18577.5
Mar	137378.9	64258.8	33640.3	73332.2	122351.7	23117.7
Apr	144582.6	64172.4	30849.4	72738.2	117985.7	19241.1
May	141746.4	66156.3	23220.2	72448.7	130816.1	24476.3
Jun	127384.1	60337.0	19894.4	68872.0	116083.9	18228.8
Jul	143689.7	69056.9	23109.1	76835.6	108458.8	23748.1
Aug	133303.6	69773.2	29671.5	72834.1	125171.1	21928.6
Sep *	114773.6	57402.9	23286.8	71947.4	128397.8	18349.8

* : Provisional



10.4 Exports by Selected Commodities in Dollars

(In Thousand Dollar)

Groups/commodities	Unit	September, 2017		Cuml, From July, 2017		September, 2016		Cuml, From July, 2016	
		Quantity	Value	Quantity	Value	Quantity	Value	Quantity	Value
		GRAND TOTAL			1668380		5155524		1538051
A.PRIMARY COMMODITIES			223629		656690		221473		552444
01.RICE	MT	185738	96307	588486	320376	171584	83151	482445	242694
(I) RICE BASMATI	MT	30771	35573	100924	108115	33129	31914	92321	88772
(II) RICE OTHER VARIETIES	MT	154967	60734	487562	212261	138455	51236	390124	153922
02.FISH AND FISH PREPARATIONS	KG	14840551	40160	29544063	75723	11851503	34580	21958916	64066
03.FRUILS & VEGETABLES INCL.JUICES	KG	50145060	26604	171279675	101393	65809368	38636	223872436	122970
(I) FRUILS	KG	29398940	18542	83073171	68210	40844922	29830	121970272	90812
(II) VEGETABLES	KG	19286763	6858	81413101	27546	24313499	7830	98064295	26718
(III) FRUIT & VEGETABLE JUICES	KG	1459357	1205	6793403	5637	650947	976	3837869	5441
04.WHEAT	MT			173	45				
05.WHEAT FLOUR	MT	5201	1430	103989	28644	70963	22946	111772	35887
06.SPICES(INCL. CHILLIES)	KG	1260304	5450	3557816	13314	1240176	4803	3597513	14556
07.OIL SEEDS, NUTS AND KERNALS	KG	3540081	4069	8362788	9539	1657732	2464	4111926	5932
08.LEGUMINOUS VEGETABLE	KG								
09.FLOWERS	KG	18062	41	103658	250	8040	15	84245	154
10.RAW HIDES AND SKINS	KG			4240	50			225	5
11.RAW WOOL AND ANIMAL HAIR	KG	135893	205	528033	828	141199	271	720179	1326
(I) RAW WOOL	KG	22345	52	92686	222	47939	111	187657	407
(II) ANIMAL HAIR	KG	113548	153	435347	605	93260	159	532522	919
12.CRUE ANIMAL MATERIAL	KG	1166952	1680	3857949	5395	1129085	1572	3662917	4461
13.CRUE FERTILIZER	MT	1160	97	2079	231	1077	158	3300	503
14.MOLASSES	KG	6629740	809	62261420	8306			6675002	815
15.RAW COTTON	MT	12500	20928	17768	29623	4176	7260	10200	17457
16.COTTON WASTE	MT	3906	4621	15774	17451	3404	4078	9410	10750
17.PETROLEUM CRUE	MT	44724	17104	89965	33079	45241	15685	45241	15685
18.MARBLES AND STONES	MT	30067	3456	87765	10887	32332	4614	97034	13243
19.TOBACCO	KG	169330	668	393925	1556	286180	1241	485185	1941
(I) UN-MANUFACTURED	KG	147500	564	311305	1167	242100	1015	425449	1639
(II) MANUFACTURED EXCL.CIGARET	KG	21830	104	82620	389	44080	226	59736	303
20.COKE	MT								
B.TEXTILES MANUFACTURES			1031693		3135734		926803		2928906
01.COTTON YARN	KG	42831614	110524	123895494	320942	30024539	87818	107121967	306958
02.COTTON CLOTH	SQM	1.67E+08	179428	495519303	528625	171688442	168508	536382445	547586
03.ARTICLES OF APPAREL & CLOTHI ACCESSORIES (EXCL. KNITWEARS)	DOZ	2832904	190506	8939120	608688	2469109	162376	7685628	524347
04.ART SILK AND SYNTHETIC TEXTIL	SQM	26748947	24516	74973045	74936	16018369	20561	28045027	39699
05.COTTON THREAD	KG	38079	141	68170	285	696301	2905	2376886	9764
06.TEXTILE FABRICS WOVEN(OTHER THAN COTTON & ARTIFICIAL FABRI	--		724		1245		114		1260
07.TULE, LACE, EMBROIDERY ETC	--		1480		4096		1462		3457
08.COTTON BAGS/SACKS	MT	709	1643	1345	3027	376	667	1218	2085
09.TENTS & OTHER CANVAS GOODS	KG	1904508	5406	5798369	16139	3579206	9992	9108758	23731
10.BED WEAR	KG	30665331	182702	93390821	567224	29747175	173358	89559163	528912
11.TOWELS	KG	18997374	68261	50478222	185239	14917651	61023	42289337	178596
12.TEXTILE MADE UPS (EXCL. TOWE & BED WEAR)	--		52819		162012		48488		151137
13.KNITWEARS	DOZ	8595197	207580	25586753	646805	7932099	183783	25707796	592277
14.WASTE MATERIAL OF TEXTILE FIBRES/FABRICS	KG	1937559	1313	5027312	3344	2425292	1401	6535777	4107
15.YARN OTHER THAN COTTON YARN	KG	947162	2663	2672307	7588	704782	2106	2485040	7063
16.KINTTED OR CROCHATED FABRICS	SQM	735218	1986	2553592	5541	824298	2242	2734627	7927

Contd.

10.4 Exports by Selected Commodities in Dollars

(In Thousand Dollar)

Groups/commodities	Unit	September, 2017		Cuml, From July, 2017		September, 2016		Cuml, From July, 2016	
		Quantity	Value	Quantity	Value	Quantity	Value	Quantity	Value
C.OTHER MANUFACTURES			273552		895287		254492		777989
01.CIGARETTES	THNO	3015	72	5715	124	9995	209	15697	312
02.LEATHER	SQM	1773784	23023	6191290	75088	1485870	29034	4333225	85854
03.CARPETS,RUGS AND TAPESTRIES	SQM	154880	7110	476602	19154	182460	8407	525401	22176
(I) WOOLLEN CARPETS AND RUGS	SQM	138382	6997	391060	18631	161159	8203	416698	21661
(II) WOOLLEN CARPET MACHINE M	SQM			192	4			528	15
(III) TAPESTRY CLOTH	SQM								
(IV) CARPETS KNOTTED & OTHER FLOOR COVERING	SQM	16498	114	85350	519	21301	204	108175	499
04.PETROLEUM PRODUCTS	MT	32211	16671	88534	40874	9207	4606	45119	20248
05.FEEDING STUFF FOR ANIMALS	KG	32227532	3694	105708847	11939	19653103	3304	52425319	9153
06.CHEMICALS AND PHARMACEUTICA PRODUCTS	--		70098		259108		72901		204404
(I) PLASTIC MATERIALS	KG	14937482	15700	55958347	55470	10977624	12446	32669519	48951
(II) PHARMAUTICAL PRODUCTS.	KG	793386	13221	2780756	50798	828197	17709	2465449	52226
(III) FERTILIZER MANUFACTURES	MT	32919	7263	128079	28372			2	1
(IV) OTHER CHEMICAL	--		33914		124468		42746		103226
07.RUBBER MANUFACTURES	--		1372		4295		1550		3814
08.PAPER AND PAPER BOARD	KG	2736150	6489	9537463	21301	2469478	6328	9366431	22705
09.GUAR AND GUAR PRODUCTS	KG	1443314	2012	4064718	5984	1380764	1651	3729292	4557
10.CUTLERY	--		6803		22521		5995		18091
11.GOLD	GM								
12.COPPER AND ARTICLES THEREOF	--		11117		29730		1710		9177
13.MACHINERY & TRANSPORT EQUIPMEN (INCL.ENGINEERING ELECTRICALS)			12984		53523		12284		45053
(I) ELECTRIC FANS	NO	41371	894	238660	4734	115984	1863	363988	7150
(II) TRANSPORT EQUIPMENT	--		846		2881		834		2737
(III) OTHER ELECTRICAL MACHINE	--		1924		12452		2840		8666
(IV) MACHINERY SPECIALIZED PARTICULARS INDUSTRIES	--		2672		8618		892		6189
(V) AUTO PARTS	--		1249		4015		802		2884
(VI) OTHER MACHINERY	--		5400		20823		5052		17428
14.FOOTWEARS	PAIR	548979	5441	2163013	25539	610121	6804	2630480	26876
(I) LEATHER FOOTWEAR	PAIR	377667	4980	1411172	23002	333519	5785	1469066	23187
(II) CANVAS FOOTWEAR	PAIR	4076	23	11068	61	9343	53	26373	134
(III) OTHER FOOTWEAR	PAIR	167236	438	740773	2476	267259	966	1135041	3555
15.LEATHER MANUFACTURES(EXCL. LEATHER FOOTWEARS)	--		43604		132717		42970		127221
(I) LEATHER GLOVES	DOZ	543567	15883	1547252	49197	330633	13906	1121959	43007
(II) APPAREL & CLOTHING	DOZ	79623	27032	197612	80981	76656	28203	228545	80996
(III) OTHER LEATHER MANUFACTUR	KG	59897	689	204457	2539	76024	861	262077	3218
16.HOUSE-HOLD EQUIPMENT	KG	474487	1552	1722940	5794	843383	2251	2043299	6264
17.SPORTS GOODS	--		22817		74999		21761		74768
(I) FOOT BALLS COMPLETE	DOZ	233465	12302	797947	37694	186226	10355	643457	34837
(II) GLOVES (SPORTS)	DOZ	144883	6810	526342	25176	188842	7406	739567	28220
(III) OTHER	--		3704		12129		3999		11710
18.SURGICAL GOODS,MEDICAL INSTRUMENTS AND APPLIANCES	NO	12173799	29900	40690897	91668	18225954	25501	55820342	74423
19.ONYX MANUFACTURED	KG	123142	318	490960	1339	42750	91	532268	1269
20.HANDICRAFTS	--		3998		4001				9
21.TEXTILE PRODUCT & ARTICLE FOR TECHNICAL USE	KG	35200	173	109904	534	20560	105	52441	279
22.BOOKS AND PRINTED MATTERS	--		437		1129		360		1116
23.PIG IRON	MT			19	12	2	6	3	7
24.PRECIOUS/SEMI-PRECIOUS STON	GM	340630	319	918117	892	114674	108	736674	589
25.JEWELLERY	--		348		945		473		2037
26.ARTICLES OF PLASTIC	KG	1459273	2664	4480326	10784	1910492	5504	5623237	15929
27.FURNITURE	NO	27201	452	53509	1045	18254	416	71931	1291
28.PARTS OF FOOTWEAR	--		85		249		164		366
D.OTHERS	--		139506		467812		135284		406926

10.5 Exports by Selected Commodities in Rupees

(In Thousand Rupees)

Groups/commodities	Unit	September, 2017		Cuml, From July, 2017		September, 2016		Cuml, From July, 2016	
		Quantity	Value	Quantity	Value	Quantity	Value	Quantity	Value
GRAND TOTAL			175714900		543129044		160787262		488239780
A.PRIMARY COMMODITIES			23552734		69181079		23152729		57797658
01.RICE	MT	185738	10143107	588486	33751991	171584	8692565	482445	25394110
(I) RICE BASMATI	MT	30771	3746593	100924	11389728	33129	3336325	92321	9288072
(II) RICE OTHER VARIETIES	MT	154967	6396515	487562	22362262	138455	5356239	390124	16106038
02.FISH AND FISH PREPARATIONS	KG	14840551	4229685	29544063	7976180	11851503	3615021	21958916	6701188
03.FRUILTS & VEGETABLES INCL.JUICES	KG	50145060	2802000	171279675	10681551	65809368	4038965	223872436	12866131
(I) FRUILTS	KG	29398940	1952855	83073171	7185584	40844922	3118451	121970272	9501131
(II) VEGETABLES	KG	19286763	722249	81413101	2902089	24313499	818523	98064295	2795565
(III) FRUIT & VEGETABLE JUICES	KG	1459357	126895	6793403	593878	650947	101991	3837869	569435
04.WHEAT	MT			173	4773				
05.WHEAT FLOUR	MT	5201	150559	103989	3018013	70963	2398787	111772	3753463
06.SPICES(INCL. CHILLIES)	KG	1260304	574022	3557816	1402507	1240176	502075	3597513	1523028
07.OIL SEEDS, NUTS AND KERNALS	KG	3540081	428538	8362788	1004768	1657732	257631	4111926	620556
08.LEGUMINOUS VEGETABLE	KG								
09.FLOWERS	KG	18062	4310	103658	26364	8040	1593	84245	16102
10.RAW HIDES AND SKINS	KG			4240	5255			225	522
11.RAW WOOL AND ANIMAL HAIR	KG	135893	21626	528033	87190	141199	28313	720179	138751
(I) RAW WOOL	KG	22345	5489	92686	23412	47939	11652	187657	42601
(II) ANIMAL HAIR	KG	113548	16137	435347	63778	93260	16661	532522	96150
12.CRUE ANIMAL MATERIAL	KG	1166952	176900	3857949	568316	1129085	164292	3662917	466771
13.CRUE FERTILIZER	MT	1160	10215	2079	24386	1077	16471	3300	52584
14.MOLASSES	KG	6629740	85208	62261420	874858			6675002	85401
15.RAW COTTON	MT	12500	2204143	17768	3119928	4176	758937	10200	1826120
16.COTTON WASTE	MT	3906	486680	15774	1838596	3404	426284	9410	1124647
17.PETROLEUM CRUE	MT	44724	1801368	89965	3485567	45241	1639726	45241	1639726
18.MARBLES AND STONES	MT	30067	364018	87765	1146891	32332	482362	97034	1385568
19.TOBACCO	KG	169330	70356	393925	163946	286180	129706	485185	202990
(I) UN-MANUFACTURED	KG	147500	59437	311305	122978	242100	106058	425449	171352
(II) MANUFACTURED EXCL.CIGARET	KG	21830	10919	82620	40968	44080	23648	59736	31637
20.COKE	MT								
B.TEXTILES MANUFACTURES			108658648		330345460		96887607		306463161
01.COTTON YARN	KG	42831614	11640508	123895494	33811914	30024539	9180494	107121967	32119313
02.COTTON CLOTH	SQM	166772458	18897521	495519303	55689436	171688442	17615711	536382445	57295999
03.ARTICLES OF APPAREL & CLOTHI ACCESSORIES (EXCL. KNITWEARS)	DOZ	2832904	20064261	8939120	64126890	2469109	16974722	7685628	54865448
04.ART SILK AND SYNTHETIC TEXTIL	SQM	26748947	2582029	74973045	7894416	16018369	2149455	28045027	4152317
05.COTTON THREAD	KG	38079	14806	68170	30011	696301	303712	2376886	1021587
06.TEXTILE FABRICS WOVEN(OTHER THAN COTTON & ARTIFICIAL FABRI	--		76247		131177		11968		131849
07.TULE, LACE, EMBROIDERY ETC	--		155929		431525		152842		361687
08.COTTON BAGS/SACKS	MT	709	173043	1345	318836	376	69692	1218	218209
09.TENTS & OTHER CANVAS GOODS	KG	1904508	569332	5798369	1700201	3579206	1044559	9108758	2482397
10.BED WEAR	KG	30665331	19242353	93390821	59755541	29747175	18122790	89559163	55341365
11.TOWELS	KG	18997374	7189259	50478222	19513978	14917651	6379271	42289337	18686966
12.TEXTILE MADE UPS (EXCL. TOWE & BED WEAR)	--		5562973		17067358		5068865		15813675
13.KNITWEARS	DOZ	8595197	21862478	25586753	68138939	7932099	19212585	25707796	61974138
14.WASTE MATERIAL OF TEXTILE FIBRES/FABRICS	KG	1937559	138235	5027312	352225	2425292	146419	6535777	429750
15.YARN OTHER THAN COTTON YARN	KG	947162	280493	2672307	799277	704782	220182	2485040	738945
16.KINTTED OR CROCHATED FABRICS	SQM	735218	209182	2553592	583733	824298	234337	2734627	829515
C.OTHER MANUFACTURES			28810657		94318084		26604508		81402322
01.CIGARETTES	THNO	3015	7565	5715	13069	9995	21841	15697	32673
02.LEATHER	SQM	1773784	2424818	6191290	7910450	1485870	3035179	4333225	8982882
03.CARPETS,RUGS AND TAPESTRIES	SQM	154880	748869	476602	2017852	182460	878887	525401	2320164

Contd.

10.5 Exports by Selected Commodities in Rupees

(In Thousand Rupees)

Groups/commodities	Unit	September, 2017		Cuml, From July, 2017		September, 2016		Cuml, From July, 2016	
		Quantity	Value	Quantity	Value	Quantity	Value	Quantity	Value
(I) WOOLLEN CARPETS AND RUGS	SQM	138382	736882	391060	1962735	161159	857568	416698	2266365
(II) WOOLLEN CARPET MACHINE M	SQM			192	401			528	1611
(III) TAPESTRY CLOTH	SQM								
(IV) CARPETS KNOTTED & OTHER FLOOR COVERING	SQM	16498	11987	85350	54717	21301	21319	108175	52188
04.PETROLEUM PRODUCTS	MT	32211	1755756	88534	4306326	9207	481526	45119	2118697
05.FEEDING STUFF FOR ANIMALS	KG	32227532	389089	105708847	1257798	19653103	345448	52425319	957616
06.CHEMICALS AND PHARMACEUTICA PRODUCTS	--		7382737		27297096		7621009		21386543
(I) PLASTIC MATERIALS	KG	14937482	1653493	55958347	5843513	10977624	1301103	32669519	5122002
(II) PHARMACAUTICAL PRODUCTS.	KG	793386	1392435	2780756	5351923	828197	1851290	2465449	5464439
(III) FERTILIZER MANUFACTURES	MT	32919	764930	128079	2988532			2	102
(IV) OTHER CHEMICAL	--		3571880		13113129		4468616		10799999
07.RUBBER MANUFACTURES	--		144485		452426		162024		399009
08.PAPER AND PAPER BOARD	KG	2736150	683477	9537463	2243987	2469478	661504	9366431	2375804
09.GUAR AND GUAR PRODUCTS	KG	1443314	211945	4064718	630395	1380764	172585	3729292	476767
10.CUTLERY	--		716513		2372622		626763		1892926
11.GOLD	GM								
12.COPPER AND ARTICLES THEREOF	--		1170885		3131566		178762		960374
13.MACHINERY & TRANSPORT EQUIPMEN (INCL.ENGINEERING ELECTRICALS)			1367530		5638823		1284132		4714204
(I) ELECTRIC FANS	NO	41371	94165	238660	498833	115984	194772	363988	748195
(II) TRANSPORT EQUIPMENT	--		89122		303564		87142		286324
(III) OTHER ELECTRICAL MACHINE	--		202618		1311698		296925		906686
(IV) MACHINERY SPECIALIZED PARTICULARS INDUSTRIES	--		281379		907912		93298		647701
(V) AUTO PARTS	--		131496		423005		83851		301750
(VI) OTHER MACHINERY	--		568750		2193811		528143		1823547
14.FOOTWEARS	PAIR	548979	573059	2163013	2690694	610121	711327	2630480	2812419
(I) LEATHER FOOTWEAR	PAIR	377667	524484	1411172	2423409	333519	604781	1469066	2426429
(II) CANVAS FOOTWEAR	PAIR	4076	2404	11068	6396	9343	5578	26373	13992
(III) OTHER FOOTWEAR	PAIR	167236	46171	740773	260890	267259	100968	1135041	371997
15.LEATHER MANUFACTURES(EXCL. LEATHER FOOTWEARS)	--		4592394		13981670		4492045		13311334
(I) LEATHER GLOVES	DOZ	543567	1672785	1547252	5182759	330633	1453693	1121959	4499895
(II) APPAREL & CLOTHING	DOZ	79623	2847020	197612	8531364	76656	2948339	228545	8474728
(III) OTHER LEATHER MANUFACTUR	KG	59897	72590	204457	267547	76024	90013	262077	336710
16.HOUSE-HOLD EQUIPMENT	KG	474487	163446	1722940	610370	843383	235359	2043299	655355
17.SPORTS GOODS	--		2403074		7900962		2274904		7823452
(I) FOOT BALLS COMPLETE	DOZ	233465	1295703	797947	3970909	186226	1082547	643457	3645410
(II) GLOVES (SPORTS)	DOZ	144883	717212	526342	2652327	188842	774259	739567	2952700
(III) OTHER	--		390159		1277726		418098		1225342
18.SURGICAL GOODS,MEDICAL INSTRUMENTS AND APPLIANCES	NO	12173799	3149086	40690897	9657270	18225954	2665868	55820342	7786828
19.ONYX MANUFACTURED	KG	123142	33494	490960	141067	42750	9483	532268	132808
20.HANDICRAFTS	--		421022		421366				940
21.TEXTILE PRODUCT & ARTICLE FOR TECHNICAL USE	KG	35200	18204	109904	56285	20560	10991	52441	29223
22.BOOKS AND PRINTED MATTERS	--		45979		118896		37630		116744
23.PIG IRON	MT			19	1237	2	580	3	731
24.PRECIOUS/SEMI-PRECIOUS STON	GM	340630	33561	918117	93916	114674	11238	736674	61682
25.JEWELLERY	--		36619		99538		49415		213183
26.ARTICLES OF PLASTIC	KG	1459273	280532	4480326	1136057	1910492	575400	5623237	1666550
27.FURNITURE	NO	27201	47570	53509	110061	18254	43493	71931	135079
28.PARTS OF FOOTWEAR	--		8949		26285		17115		38336
D.OTHERS	--		14692861		49284421		14142418		42576640

10.6 Imports by Selected Commodities in Dollars

(In Thousand Dollar)

Groups/commodities	Unit	September, 2017		Cuml, From July, 2017		September, 2016		Cuml, From July, 2016	
		Quantity	Value	Quantity	Value	Quantity	Value	Quantity	Value
GRAND TOTAL			4438388		14169958		3831513		11670363
A. FOOD GROUP			291552		1021168		269429		866348
1.MILK AND CREAM	KG	6243174	11375	17910287	34478	2572245	5557	18416899	39909
2.WHEAT UNMILLED	MT	--	--	--	--	--	--	--	--
3.PULSES	KG	39198865	34597	152321161	137200	59710514	51697	209860302	183447
4.DRY FRUITS	KG	13211375	16584	37163592	50090	13210068	14322	32159757	38464
5.SUGAR REFINED	MT	788	469	2590	1561	777	401	1954	1010
6.TEA	KG	13104380	40276	45425762	136687	15847714	40254	54962489	134448
7.SPICES	KG	12297244	14531	39465769	46440	9427998	11104	34321645	30631
8.MILK FOOD FOR BABIES,INFT.,INVL	KG	805247	5542	3818440	24346	757505	4855	3568176	24644
9.BEVERAGES	LTR	1540436	812	5154819	2948	870589	570	3143168	2114
10.PALM OIL	KG	2.17E+08	150689	666490818	510303	187092195	124637	542144582	368383
11.SOYABEAN OIL	KG	21936540	16680	82085012	77113	10176904	16033	29484984	43297
B. MACHINERY GROUP			1089753		3718554		1092744		3409843
1.POWER GENERATING MACH.	--		204082		703654		225235		836331
2.AGRICULTURE MACHINERY&IMPLEMENTS	--		8759		32725		7088		24132
3.CONSTRUCTION & MINING MACHINERY	--		27347		100088		47194		117666
4.TEXTILE MACHINERY	--		58475		146785		39625		115694
5.METAL WORKING MACHINERY	--		9038		32213		9771		27191
6.GEN INDUSTRIAL MACH & EQU/PARTSNS	--		145552		673108		163476		567930
7.OFFICE MACH.INCL.DATA PROS. EQUIP.	--		29661		100026		65460		148920
8.TELECOM & SOUND RECORDING EQUIP.	--		101109		328443		103142		273303
9.ELECTRICAL MACHINERY & APPARATUS	--		173852		476297		166981		448833
10.ROAD MOTOR VEHICLES	--		215495		674633		171242		538419
11.RAILWAY VEHICLES	--		11763		89744		11045		44792
12.AIRCRAFTS,SHIPS AND BOATS	--		34621		141267		26865		75669
13.OTHER MACHINERY	--		69998		219571		55620		190963
C. PETROLEUM GROUP			1136265		3167688		844523		2356029
1.CRUDE PETROLEUM	MT	883647	283311	2574857	810950	898645	246605	1975475	562398
2.PETROLEUM PRODUCTS	MT	1564412	690584	4443033	1884549	993764	496134	2979261	1500379
3.GAS NATURAL & MANUFACTURED	--		162370		472188		101785		293252
D. TEXTILE GROUP			110460		379157		122377		352887
1.SYNTHETIC AND REGENERATED FIBRE	KG	18170892	40958	59655549	136996	19914196	39885	63671213	125700
2.SYNTHETIC & ARTIFICIAL SILK YARN	KG	15964129	42854	71909344	160837	26427337	52291	72085250	151332
3.WORN CLOTHING	KG	30602412	10955	105505212	39069	29893341	11758	99730457	39854
4.ARTICLES OF APPAREL & CLOTHING	--		11577		31142		14873		29022
5.BAGS & SACKS OF TEX. MATERIALS	MT	579	894	2149	3298	447	617	1442	2028
6.JUTE	MT	5391	3221	12953	7814	3859	2954	6640	4952
E. AGRICULTURE/OTH. CHEMICAL GROUP			683118		2103654		564523		1767484
1.ORGANIC CHEMICALS	--		164566		519798		125738		440354
2.INORGANIC CHEMICALS	--		31678		123304		39080		121782
3.DYEING TANNING & COLOUR MATERIAL	KG	13195248	37318	43633285	121741	10999196	31116	36171122	100540
4.MEDICINAL PRODUCTS	KG	1565980	84185	4755137	239142	1668894	79524	5149534	247041

Contd.

10.6 Imports by Selected Commodities in Dollars

(In Thousand Dollar)

Groups/commodities	Unit	September, 2017		Cuml, From July, 2017		September, 2016		Cuml, From July, 2016	
		Quantity	Value	Quantity	Value	Quantity	Value	Quantity	Value
5.ESSENTIAL OIL, PERFUMES TOILT ETC	KG	10472328	29000	30509907	95939	7281651	22925	24897525	79644
6.FERTILIZER MANUFACTURED	MT	209330	76210	622819	230029	199281	75781	410768	156269
7.PLASTIC MATERIALS	KG	1.24E+08	185391	366633756	557817	91310572	136243	278654302	434797
8.INSECTICIDES	KG	3084530	20357	6185262	42349	1167126	10418	4823368	45087
9.OTHER.CHEMICAL PRODUCTS	--		54413		173535		43697		141969
F. METAL GROUP			370876		1291868		265030		887937
1.IRON ORES AND CONCENTRATES	MT	20	7	20	7	--	--	--	--
2.IRON AND STEEL SCRAP	MT	409373	118064	1452553	413920	249521	64887	735043	193100
3.NON FERROUS BASE METAL WASTE & SCR	MT	11316	5909	44961	20580	8177	4012	29738	16328
4.IRON AND STEEL	MT	269558	180745	874927	595222	207396	123908	694968	444949
5.ALUMINIUM WROUGHT & WORKED	--		12787		47712		14071		44305
6.MANUFACTURES OF METAL NES	--		53365		214427		58151		189254
G. MISCELLANEOUS ITEMS			465957		1537395		345323		1102242
1.FEEDING STUFF FOR ANIMALS	KG	24492288	10400	135153986	63371	33081751	7442	134432053	43095
2.HIDES,SKINS AND FURSKINS RAW	KG	743260	2964	2479235	9947	473349	1812	1626938	5807
3.OIL SEEDS & OLEAGINOUS FRUITS	KG	2.14E+08	102495	652346034	322987	82175395	83111	296103986	217212
4.RUBBER CRUDE INCL.SYNTH/RECLAIMED	KG	8293704	15411	24843253	48712	5671776	9839	17340688	36777
5.WOOD & CORK	--		10237		32094		8493		25301
6.PULP AND WASTE PAPER	KG	28470567	13060	96307067	44914	19864597	8949	56239785	25084
7.FERTILIZER CRUDE	MT	12862	5428	22367	9461	11453	4539	25031	9758
8.CRUDE ANIMAL&VEGETABLE MATERIALS	KG	10388920	19863	27414850	54172	9997521	16193	26454987	43725
9.COAL, COKE & BRIQUETTES	MT	740636	82848	2553509	264384	360014	40117	1255863	139667
10.ANIMAL OILS AND FATS	KG	3346648	2176	8696177	5904	2902955	1825	7700757	4729
11.ANIMAL/VEG, FAT OIL WAX ETC NES	KG	1310911	1794	4103634	6059	1624363	2403	3664639	5092
12.RUBBER TYRES & TUBES	NO	669038	33080	2040976	101696	500637	30309	1589133	96009
13.CORK/WOOD MFG.(EXCL FURNITURE)	KG	5595572	5822	16245900	18965	6878373	5957	20646112	18788
14.PAPER&PAPER BOARD & MANF. THEREOF	KG	55029497	47192	170690286	148179	35338141	34048	132383004	119684
15.CEMENT	MT	28802	1059	99824	4703	2407	529	11699	2770
16.PREFABRICATED BUILDGS,SANITRY,PLG	--		14319		52929		8432		29082
17.FOOTWEAR	PAIR	2771746	12096	9363089	33317	1902689	10148	6605472	34486
18.PROFESSIONAL,SCIENTFIC & CONTROL	--		44995		169164		37989		129905
19.PHOTO EQPT, OPTICAL GOODS N.E.S.	--		5233		18579		4843		15526
20.PRINTED MATTERS	--		3054		15509		2811		9505
21.ARTICLES N.E.S. OF PLASTICS	KG	3043240	13009	9245989	40981	1976198	9130	6436912	32094
22.BABY CARRIAGES, TOYS GAMES ETC.	--		7119		24785		4805		17360
23.OFFICE STATIONERY SUPPLY N.E.S	--		3376		11455		2316		9095
24.JEWELLERY OFGOLD/SILVERSMITH WEAR	--		1501		5297		1350		4004
25.MUSICAL INSTRUMENTS AND PARTS	--		4711		20129		6109		21978
26.ARTICLES & MFG. OF CAVING ETC.	--		1550		4043		752		2220
27.GOLD.NON-MENETART NOT ORE/CONCEN	GM	28611	1164	142769	5658	31563	1071	96745	3489
ALL OTHER ITEMS	--		290407		950475		327565		927593

10.7 Imports by Selected Commodities in Rupees

(In Thousand Rupees)

Groups/commodities	Unit	September, 2017		Cuml, From July, 2017		September, 2016		Cuml, From July, 2016	
		Quantity	Value	Quantity	Value	Quantity	Value	Quantity	Value
GRAND TOTAL			467454347		1492829053		400544774		1221074284
A. FOOD GROUP			30706462		107583725		28165950		90648379
1.MILK AND CREAM	KG	6243174	1197973	17910287	3632317	2572245	580877	18416899	4177105
2.WHEAT UNMILLED	MT	--	--	--	--	--	--	--	--
3.PULSES	KG	39198865	3643788	152321161	14454759	59710514	5404345	209860302	19195540
4.DRY FRUITS	KG	13211375	1746591	37163592	5276827	13210068	1497198	32159757	4024061
5.SUGAR REFINED	MT	788	49365	2590	164495	777	41939	1954	105634
6.TEA	KG	13104380	4241858	45425762	14400153	15847714	4208131	54962489	14067868
7.SPICES	KG	12297244	1530399	39465769	4892154	9427998	1160766	34321645	3204726
8.MILK FOOD FOR BABIES,INFT.,INVL D	KG	805247	583653	3818440	2565086	757505	507570	3568176	2578929
9.BEVERAGES	LTR	1540436	85513	5154819	310626	870589	59630	3143168	221232
10.PALM OIL	KG	217283801	15870621	666490818	53761539	187092195	13029465	542144582	38542965
11.SOYABEAN OIL	KG	21936540	1756699	82085012	8125770	10176904	1676031	29484984	4530318
B. MACHINERY GROUP			114773550		391766871		114234972		356763255
1.POWER GENERATING MACH.	--		21494028		74136503		23546012		87501042
2.AGRICULTURE MACHINERY&IMPLEMENTS	--		922517		3447668		741004		2525097
3.CONSTRUCTION & MINING MACHINERY	--		2880227		10545031		4933667		12309711
4.TEXTILE MACHINERY	--		6158599		15463219		4142359		12106075
5.METAL WORKING MACHINERY	--		951930		3393803		1021454		2845239
6.GEN INDUSTRIAL MACH & EQU/PARTSNS	--		15329680		70912933		17089680		59424166
7.OFFICE MACH.INCL.DATA PROS. EQUIP.	--		3123902		10538170		6843119		15579487
8.TELECOM & SOUND RECORDING EQUIP	--		10648860		34602049		10782391		28593653
9.ELECTRICAL MACHINERY & APPARATUS	--		18310227		50179633		17456128		46958677
10.ROAD MOTOR VEHICLES	--		22696087		71070563		17901532		56335954
11.RAILWAY VEHICLES	--		1238921		9457633		1154642		4687643
12.AIRCRAFTS,SHIPS AND BOATS	--		3646301		14886437		2808447		7915937
13.OTHER MACHINERY	--		7372271		23133229		5814537		19980574
C. PETROLEUM GROUP			119672218		333707999		88286125		246513833
1.CRUDE PETROLEUM	MT	883647	29838526	2574857	85428670	898645	25779959	1975475	58841519
2.PETROLEUM PRODUCTS	MT	1564412	72732761	4443033	198534832	993764	51865642	2979261	156989375
3.GAS NATURAL & MANUFACTURED	--		17100932		49744497		10640524		30682939
D. TEXTILE GROUP			11633730		39945471		12793239		36923011
1.SYNTHETIC AND REGENERATED FIBRE	KG	18170892	4313740	59655549	14433289	19914196	4169518	63671213	13152736
2.SYNTHETIC & ARTIFICIAL SILK YARN	KG	15964129	4513441	71909344	16944874	26427337	5466481	72085250	15834242
3.WORN CLOTHING	KG	30602412	1153793	105505212	4116062	29893341	1229187	99730457	4170039
4.ARTICLES OF APPAREL & CLOTHING	--		1219340		3280580		1554754		3035875
5.BAGS & SACKS OF TEX. MATERIALS	MT	579	94136	2149	347488	447	64452	1442	212154
6.JUTE	MT	5391	339280	12953	823179	3859	308847	6640	517965
E. AGRICULTURE/OTH. CHEMICAL GROUP			71946517		221625553		59014965		184938901
1.ORGANIC CHEMICALS	--		17332246		54761133		13144622		46078872
2.INORGANIC CHEMICALS	--		3336336		12990807		4085396		12742830
3.DYEING TANNING & COLOUR MATERIAL	KG	13195248	3930350	43633285	12825898	10999196	3252807	36171122	10520050
4.MEDICINAL PRODUCTS	KG	1565980	8866444	4755137	25193776	1668894	8313448	5149534	25849724

Contd.

10.7 Imports by Selected Commodities in Rupees

(In Thousand Rupees)

Groups/commodities	Unit	September, 2017		Cuml, From July, 2017		September, 2016		Cuml, From July, 2016	
		Quantity	Value	Quantity	Value	Quantity	Value	Quantity	Value
		5.ESSENTIAL OIL, PERFUMES TOILT ETC	KG	10472328	3054342	30509907	10107268	7281651	2396560
6.FERTILIZER MANUFACTURED	MT	209330	8026445	622819	24236464	199281	7922082	410768	16348284
7.PLASTIC MATERIALS	KG	123521472	19525555	366633756	58766427	91310572	14242832	278654302	45492613
8.INSECTICIDES	KG	3084530	2144026	6185262	4461283	1167126	1089108	4823368	4718074
9.OTHER.CHEMICAL PRODUCTS	--		5730774		18282497		4568110		14854829
F. METAL GROUP			39060921		136101351		27706107		92908833
1.IRON ORES AND CONCENTRATES	MT	20	698	20	698	--	--	--	--
2.IRON AND STEEL SCRAP	MT	409373	12434537	1452553	43607308	249521	6783220	735043	20204549
3.NON FERROUS BASE METAL WASTE & SCR	MT	11316	622310	44961	2168176	8177	419443	29738	1708653
4.IRON AND STEEL	MT	269558	19036179	874927	62706283	207396	12953325	694968	46557055
5.ALUMINIUM WROUGHT & WORKED	--		1346714		5026586		1470992		4635943
6.MANUFACTURES OF METAL NES	--		5620483		22592300		6079128		19802633
G. MISCELLANEOUS ITEMS			49075003		161962583		36099894		115326627
1.FEEDING STUFF FOR ANIMALS	KG	24492288	1095387	135153986	6674707	33081751	777983	134432053	4509846
2.HIDES,SKINS AND FURSKINS RAW	KG	743260	312199	2479235	1047877	473349	189450	1626938	607622
3.OIL SEEDS & OLEAGINOUS FRUITS	KG	213534052	10794847	652346034	34025278	82175395	8688413	296103986	22723804
4.RUBBER CRUDE INCL.SYNTH/RECLAIMED	KG	8293704	1623108	24843253	5132082	5671776	1028537	17340688	3848512
5.WOOD & CORK	--		1078221		3381255		887817		2647197
6.PULP AND WASTE PAPER	KG	28470567	1375489	96307067	4731942	19864597	935575	56239785	2624397
7.FERTILIZER CRUDE	MT	12862	571633	22367	996565	11453	474501	25031	1020716
8.CRUDE ANIMAL&VEGETABLE MATERIALS	KG	10388920	2091937	27414850	5706612	9997521	1692822	26454987	4574350
9.COAL, COKE & BRIQUETTES	MT	740636	8725630	2553509	27851876	360014	4193800	1255863	14614292
10.ANIMAL OILS AND FATS	KG	3346648	229216	8696177	621993	2902955	190792	7700757	494846
11.ANIMAL/VEG, FAT OIL WAX ETC NES	KG	1310911	188978	4103634	638269	1624363	251216	3664639	532727
12.RUBBER TYRES & TUBES	NO	669038	3483965	2040976	10713430	500637	3168446	1589133	10045389
13.CORK/WOOD MFG.(EXCL FURNITURE)	KG	5595572	613180	16245900	1998101	6878373	622773	20646112	1965734
14.PAPER&PAPER BOARD & MANF. THEREOF	KG	55029497	4970245	170690286	15611411	35338141	3559335	132383004	12523144
15.CEMENT	MT	28802	111503	99824	495546	2407	55352	11699	289966
16.PREFABRICATED BUILDGS,SANITRY,PLG	--		1508052		5575705		881500		3042916
17.FOOTWEAR	PAIR	2771746	1274013	9363089	3509540	1902689	1060872	6605472	3607704
18.PROFESSIONAL,SCIENTFIC & CONTROL	--		4738928		17822273		3971310		13592215
19.PHOTO EQPT, OPTICAL GOODS N.E.S.	--		551194		1957468		506305		1624584
20.PRINTED MATTERS	--		321640		1634261		293835		994531
21.ARTICLES N.E.S. OF PLASTICS	KG	3043240	1370164	9245989	4317480	1976198	954416	6436912	3358305
22.BABY CARRIAGES, TOYS GAMES ETC.	--		749750		2611278		502328		1816486
23.OFFICE STATIONERY SUPPLY N.E.S	--		355602		1206843		242108		951558
24.JEWELLERY OFGOLD/SILVERSMITH WEAR	--		158125		558037		141165		418934
25.MUSICAL INSTRUMENTS AND PARTS	--		496176		2120740		638637		2299502
26.ARTICLES & MFG. OF CAVING ETC.	--		163247		425972		78651		232221
27.GOLD.NON-MENETART NOT ORE/CONCEN	GM	28611	122573	142769	596042	31563	111956	96745	365127
ALL OTHER ITEMS	--		30585946		100135499		34243522		97051445

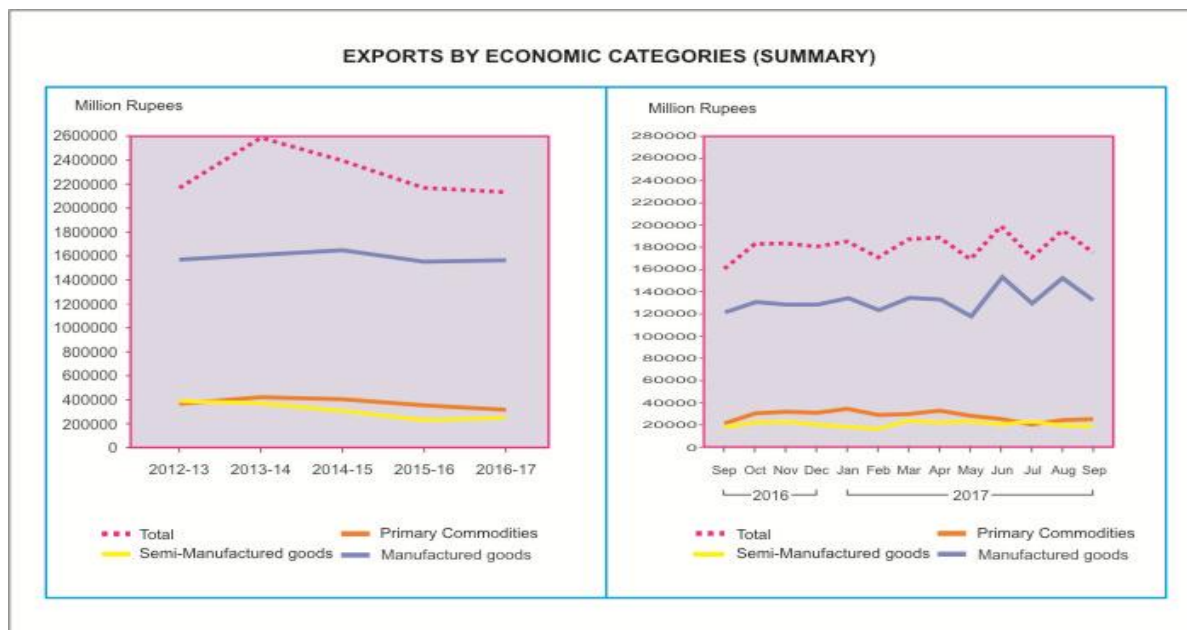
10.8 Exports by Economic Categories (Summary)

(Million Rupees)

Year/Month	Total	Primary Commodities	Semi-manufactured Goods	Manufactured Goods
2012-13	2366477.8	364127.0	391151.3	1611199.5
2013-14	2583463.2	420496.3	369066.1	1793900.8
2014-15	2397513.0	402750.3	352073.7	1642689.0
2015-16	2166846.4	356583.9	254329.3	1555933.1
2016-17 *	2138185.6	331040.1	246319.2	1560826.3
2016 Sep	160787.3	21464.1	18246.5	121076.7
Oct	183040.8	30445.9	22046.2	130548.7
Nov	183930.6	32063.6	23362.8	128504.2
Dec	180320.7	31855.5	20328.3	128136.9
2017 Jan	185875.8	33250.8	18378.7	134246.3
Feb	171029.4	29633.8	17374.8	124020.8
Mar	187921.8	29712.2	23889.2	134320.4
Apr	188385.9	32962.5	22217.9	133205.5
May	169710.7	28095.7	23763.8	117851.2
Jun	199730.1	25910.2	20058.5	153761.4
Jul	171501.3	20226.2	21637.5	129637.6
Aug	195912.9	24217.8	19692.9	152002.2
Sep *	175714.9	25300.3	18363.8	132050.8

Note: Total may not tally due to rounding of figures.

* : Provisional



10.9 Export by Economic Categories (Details)

(In Thousand Rupees)

Commodities	September, 2017	Cuml. From July,2017	September, 2016	Cuml. From July, 2016
GRAND TOTAL	175,714,900	543,129,044	160,787,262	488,239,780
A. PRIMARY COMMODITIES:	25,300,301	69,744,181	21,464,051	57,109,976
RAW COTTON (INCLUDING LINTER & WASTE)	2,359,874	3,718,269	923,650	2,266,285
RAW WOOL (INCLUDING ANIMAL HAIR)	21,626	87,190	28,313	138,751
FISH	4,174,088	7,894,060	3,612,279	6,644,424
RICE	10,143,107	33,751,991	8,692,565	25,394,110
HIDES & SKINS (INCLUDING FUR SKINS)	6,568	20,631	26,800	85,512
FRUITS & VEGETABLES	2,508,945	9,293,640	3,548,804	11,437,062
SPICES	574,022	1,402,507	502,075	1,523,028
TOBACCO UN-MANUFACTURED	59,437	122,978	106,058	171,352
OTHER PRIMARY COMMODITIES	5,452,633	13,452,914	4,023,507	9,449,453
B. SEMI-MANUFACTURES:	18,363,760	59,694,159	18,246,498	54,899,005
COTTON YARN	11,640,508	33,811,914	9,180,494	32,119,313
LEATHER	2,424,818	7,909,313	3,035,179	8,982,882
MOLASSES	85,208	874,858		85,401
OIL CAKES	1,966	97,394	72,348	164,303
AGAR, AGAR DUST & WOOD				
HENNA LEAVES & POWDER	21,703	54,138	24,795	59,095
OTHER SEMI MANUFACTURES	4,189,557	16,946,542	5,933,682	13,488,010
C. MANUFACTURED GOODS:	132,050,840	413,690,705	121,076,712	376,230,799
COTTON THREAD	14,806	30,011	303,712	1,021,587
COTTON FABRICS WOVEN	18,819,670	55,482,890	17,539,862	57,119,861
TEXTILE FABRICS (OTHER THAN COTTON FAB)	2,712,995	8,164,174	2,216,508	4,390,674
WOOLLEN CARPETS	725,371	1,948,286	855,424	2,264,858
TAPESTRIES	186	186		203
MANUFACTURE OF LEATHER	5,312,277	16,597,577	5,316,502	16,415,864
FOOTWEAR	573,059	2,690,694	711,327	2,812,419
SPORTS GOODS (EXCLUDING INDOOR GAMES)	1,474,503	4,552,807	1,252,666	4,201,181
TOBACCO MANUFACTURED	18,484	54,037	45,489	64,310
MEDICAL INSTRUMENT N.E.S.	32,207	207,565	108,396	471,607
FRUIT & VEGETABLE PREPARATIONS	291,618	1,383,908	490,161	1,420,282
FISH PREPARATIONS	55,597	82,120	2,743	56,765
CEREAL PREPARATIONS	344,214	959,491	207,758	698,435
GUAR PRODUCTS	211,945	630,395	172,585	476,767
FLOUR & MEAL OF OIL SEEDS			1,243	3,044
FISH MEAL & MEAT MEAL		44,335	4,607	40,975
PETROLEUM PRODUCTS	1,709,780	4,160,911	481,526	2,118,697
CHEMICAL & CHEMICAL PREPARATIONS	7,413,214	27,420,374	7,625,738	21,413,957
MACHINERY & TRANSPORT EQUIPMENT	1,361,299	5,615,428	1,301,436	4,739,416
ARTICLES OF APPAREL AND CLOTHING				
ACCESSORIES (INCLUDING HOSIERY)	41,929,785	132,285,754	36,200,841	116,855,474
OTHER MANUFACTURED GOODS	49,049,829	151,379,761	46,238,189	139,644,425

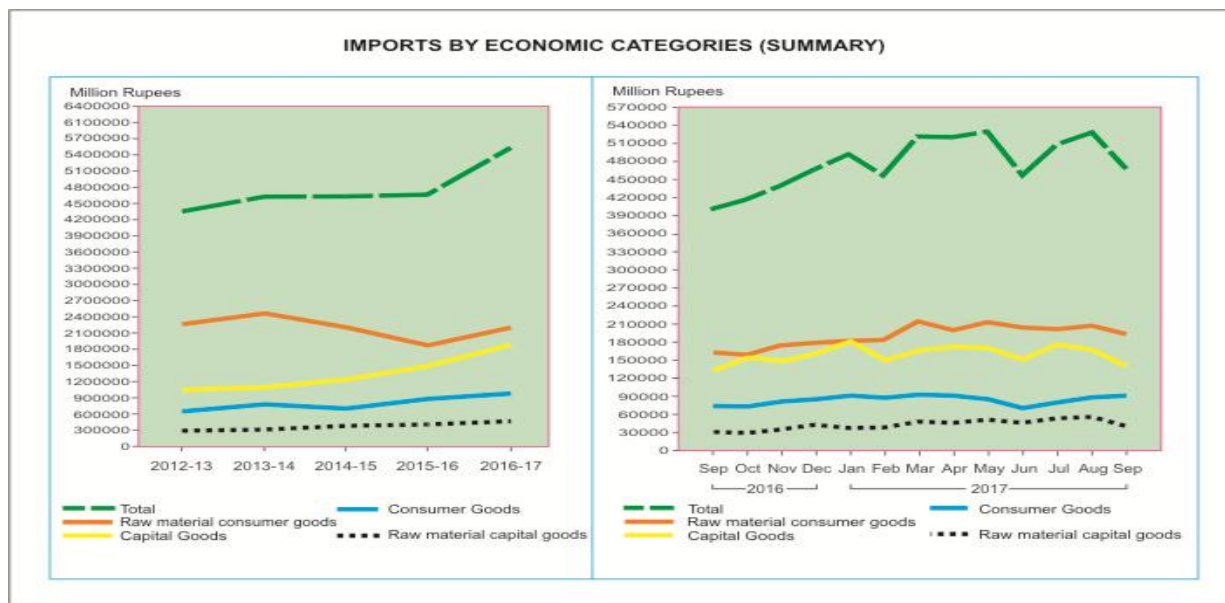
10.10 Imports by Economic Categories (Summary)

(Million rupees)

Year/Month	Total	Consumer goods	Raw material		Capital goods
			Consumer goods	Capital goods	
2012-13	4349879.5	652553.3	2353818.1	293733.6	1049774.5
2013-14	4630520.8	780192.2	2462189.2	306810.4	1081329.0
2014-15	4644151.6	807979.7	2214663.6	388166.9	1233341.4
2015-16	4658748.9	870976.8	1887884.5	417209.9	1482677.7
2016-17 *	5539720.6	981732.9	2199168.9	470890.9	1887927.9
2016 Sep	400544.8	73865.6	162427.1	31214.8	133037.3
Oct	417105.7	72965.4	159190.0	29997.7	154952.6
Nov	440287.5	81152.8	174464.8	35488.4	149181.5
Dec	467036.0	84960.3	178088.4	42178.4	161808.9
2017 Jan	491952.8	91225.1	182334.4	37134.2	181259.1
Feb	457799.8	87123.5	183144.3	38036.9	149495.1
Mar	521302.4	92992.1	213905.6	47790.6	166614.1
Apr	519814.4	92105.4	209892.6	45754.5	172062.0
May	530620.3	85069.8	223989.1	51003.8	170557.6
Jun	472727.4	69097.5	204368.9	45066.4	154194.6
Jul	506936.3	79039.4	201238.5	52142.2	174515.6
Aug	518438.4	89537.9	207307.0	54393.5	167200.0
Sep *	467454.3	91151.9	192914.1	43030.5	140357.8

Note: Total may not tally due to rounding of figures.

* : Provisional



10.11 Imports by Economic Categories (Detail)

(In Thousand Rupees)

Items	September, 2017	From July, 2017	September, 2016	From July, 2016
GRAND TOTAL	467454347	1492829053	400544774***	1221074284
1. CONSUMER GOODS TOTAL	91151918	259729257	73865627*	225041044
010121 PURE BRED BREEDING HORSES	870	4967	1154	4463
010190 OTHER LIVE ANIMALS				350
010221 PURE BRED BREEDING BULLS	52236	52236		
010511 FOWLS (CHICKEN) WT UPTO 185G	75197	634790	35225	561199
010613 CAMELS&OTH CAMELIDS(CAMELIDAE)		449		
020130 MEAT OF BOV ANIM F/CH BON LESS	109	386	90	264
020220 OTH CUTS WITH BONE IN,BOV FROZ			277	2185
020230 MEAT BOV ANIMAL FROZE BONELESS	21833	51129	57021	98622
020450 MEAT OF GOATS FRESH/CHILL/FROZ		56428		
020610 EDIBLE OFFAL OF BOV ANIMAL F/C	9265	56512	16425	35808
020622 LIVERS OF BOV ANIMALS FROZEN	5975	13092	27617	76470
020629 O, EDIBLE OFFAL BOV ANI FROZEN	2635	13083	565	1110
020690 OTH EDIBLE OFFAL OF ANIM FROZN		3088		
020712 MEAT OF FOWL OF SPE GALLU FROZ			53	53
020714 CUTS & OFFAL OF FOWLS FROZEN	4256	5709		927
020754 OTH GEESE MEAT FRESH/CHILLED	1797	1797		
020755 OTH GEESE MEAT FROZEN				25
021099 OTH EDI FLOUR/MEAL OF MEAT/OFL	1552	3115	4124	11223
030111 ORNAMENTAL FISH RFRESHWATER	2656	6751	2293	8932
030119 OTHER ORNAMENTAL FISH		396		82
030192 EELS. LIVE(ANGUILLA SPP)		292		136
030199 OTHER LIVE FISH	834	3953	242	729
030219 OTH SALMO FISH,EXCL LIVER F/CH	2059	2350	19	92
030229 O.FLAT FISH,EX.LIVER&ROES.F/CH	77	254	110	293
030319 O.SALMONIDAE FROZ,EX.LIVER&ROE		184		41
030329 O.TILAPIAS.EX.LIVERS&ROES FROZ				42
030339 OTH FLAT FISH,EXCL LIVERS FROZ	6446	13607	7226	32688
030363 COD FISH EXCL LVR/ROES FROZEN				81
030389 OTH FISH FROZEN EXC.LIVER&ROES	11	910		
030432 CATFISH F.FILLET&MEAT.FRE/CHI		6		
030441 FR/CH FILLET OF PACIFIC SALMON	619	1652	285	925
030451 OTH FILLETS OF TILAPIAS.FRE/CH	59766	123022	44730	85866
030461 FROZEN FILLET/MEAT OF TILAPIAS				10
030462 FROZE FILLET/MEAT.CATFISH FISH	60135	137066	69530	119085
030469 FROZEN FILLET OF OTH TILAPIAS		9		
030487 FROZEN FILLETS/MEAT OF TUNAS				100
030499 OT FISH FILET/MEAT FRE/CH/FROZ	186	503	327	845
030510 FLOUR,MEAL&PELTS FOR FOR HUMAN				12
030520 LIVERS&ROES,DRIED,SMOKED,SALT		417		
030569 OTH FISH SALT,NOT DRIED/SMOKED	2	2		
030611 ROCK LOBSTER&SEA CRAWFISH FROZ	204	539	6	6
030614 CRABS FROZEN FIT FOR HUMAN CON		733		23
030616 COLD WATER SHRIMPS&PRAWNS FROZ		1688		
030729 OTH,SCALLOPS,CHLAMYS,FROZ,DRY				34
030890 OTHER AQUATIC INVERTEBRATES				551
040110 MILK&CREAM OF A FAT UPTO 1%	2655	7666	1687	3675
040120 MILK & CREAM OF A FAT 1% TO 6%	4692	9332	749	1576
040150 MILK & CREAM.FAT-EXCEEDING-10%	1	5184		1405
040210 MILK IN POWDER FAT 1.5%	646443	2300408	377002	3315378
040221 MILK IN POWDER>1.5% FAT	229724	486571	14915	64121
040229 OTH,MILK IN POWDER>1.5% FAT	222	1721	160	1146
040291 OTH MILK/CREAM NOT SOLID/SWEET	5898	7184	12076	18942
040299 OTH MILK/CREAM SOLID,SWEETEND	4253	29257	5189	48384
040310 YOGURT	266	5142	306	1393
040390 BUTTER MILK,CURDLED MILK/CREAM	1196	2794	138	1388
040410 WHEY POWDER	271703	653733	147959	636478
040490 OTH PRODUCT CONSIST NATUR MILK	22245	89280	17282	70419

Contd.

10.11 Imports by Economic Categories (Detail)

(In Thousand Rupees)

Items	September, 2017	From July, 2017	September, 2016	From July, 2016
040510 BUTTER	9397	50689	21751	75219
040590 OTH FATS&OIL DERIVED FR MILK	28	12344	4520	143385
040610 FRESH CHEESE	31312	69084	22446	68768
040620 GRATED OR POWDER CHEESE	49057	202035	20645	99982
040630 PROCESSED CHEESE NOT GRATED	24384	130013	26457	92066
040690 OTHER CHEESE	46	721	116	1427
040711 FERTILIZED CHICKEN EGGS(FOWLS)		949		
040719 FERTILIZED EGGS OF OTHER BIRDS	183	686	26	681
040721 O.FRESH EGGS OF CHICKEN(FOWLS)	5338	5338	726	726
040811 EGG YOLKS,DRIED		6487	353	353
040819 EGG YOLKS,OTHER THAN DRIED	8128	16265		53
040891 OTH BIRDS,EGG,NOT IN SHELL DRY		81456	27473	71946
040899 OTH BIRDS,EGG OTH THAN DRY		1	6	6
040900 NATURAL HONEY	25275	65518	8253	31285
041000 EDIBLE PRODUCT OF ANIMAL ORIGN	163	739	672	991
070190 POTATOES,FRESH OR CHILLED	104	104	1314	3311
070200 TOMATOES,FRESH OR CHILLED	1334498	1949270	3425220	5524965
070310 ONIONS AND SHALLOTS	519704	540247	189194	193515
070320 GARLIC	736713	2799163	1511535	3949300
070390 LEEK,OTH ALLIACEOUS VEGETABLES	1	1		
070410 CAULIFLOWERS & HEADED BROCCOLI	89	208	120	311
070490 OTH;EDIBLE BRASSICAS,FRESH/CHI	4438	4438		11
070511 CABBAGE LETTUCE(H-LETUC)SALAD		20549	2520	3796
070519 OTHER; LETTUCE	1858	7114	534	2259
070610 CARROTS AND TURNIPS	1438	1507	184455	185136
070690 OTH SALAD,BEETROOT,RADISH ETC	314	951	326	871
070700 CUCUMBERS&GHERKINS,FRESH/CHL	150524	480118	84475	145231
070810 PEAS FRESH OR CHILLED	34	107	55	151
070820 BEANS (SAME),FRESH OR CHILLED	2	3	13	13
070920 ASPARAGUS,FRESH OR CHILLED	104	293	97	327
070930 AUBERGINES FRESH OR CHILLED	6	15	26	26
070940 CELERY OTH THAN CELERIAC,F/CHL	53	118	27	90
070951 MUSHROOMS,FRESH OR CHILLED	365	1290	340	1105
070959 GLOBE ARTICHOKE,FRESH/CHILLED	20	63	1	120
070960 FRUIT OF GENUS CAPSICUM F/CHLL	669	1956	570	1765
070970 SPINACH NEWZEALAND SPINACH FRE				16
070999 OTH VEGETABLES FRESH/CHILLED	306	1134	191	779
071010 POTATO, FROZEN.		261	122	2690
071021 PEAS(PISUM SATIVUM),FROZEN			1353	4789
071022 BEANS FROZEN			14	334
071029 OTH LEGUMINOUS VEGETABLES FROZ	3	3		
071030 SPINACH,NEWZEALAND SPINACH FROZ			80	80
071040 SWEET CORN, FROZEN	3034	8272	3429	4847
071080 OTHER VEGETABLES,FROZEN	135	144	18	729
071090 MIXTURE OF VEGETABLES,FROZEN	1430	5996	255	2067
071120 OLIVES PROVISIONALLY PRESERVED	9	9		
071140 CUCUMBERS & GHERKINS PRESERVED	243	307		
071220 ONION; WHOLE DRIED,CUT	11095	42253	8741	37650
071231 MUSHROOM GENUS AGARICUS DRIED	4	515	58	464
071239 OTH TRUFFLE DRYCUT WHOLE SLIC	5611	19260	24908	36850
071290 OTH VEGETABLE MIXTURE DRIED	20107	80098	9128	60699
071310 PEAS DRIED SHELLED	350544	1162313	3798360	10822384
071320 GRAM DRY WHOLE	1672973	7240883	377785	1482606
071331 BEANS OF SPECIES VIGNA MUNGO	32741	92559	6690	26163
071333 KIDNEY BEANS,INCL WHITE BENAS	777769	2513830	352827	1473479
071339 GREEN BEANS,DRY WHOLE	356879	880876	41220	325648
071340 LENTILES, DRY WHOLE	114840	564353	502390	2140101
071350 BROAD BEANS & HORSE BEAN	3203	11135	2115	8270
071390 BLACK METPE DRY WHOLE	334840	1988810	322958	2916889
071430 YAMS FRESH,CHILLED,FROZEN/DRIE	34	336		
071490 OTHER ROOTS AND TUBERS				1100

Contd.

10.11 Imports by Economic Categories (Detail)

(In Thousand Rupees)

Items	September, 2017	From July, 2017	September, 2016	From July, 2016
080111 DESICCATED, COCONUTS	103864	282003	90892	186259
080112 COCONUT IN THE INNER SHELL		1518		
080119 COCONUT SEED	5672	22020	45291	142953
080121 BRAZIL NUT IN SHELL			29	29
080131 CASHEW NUT IN SHELL			1	1
080132 CASHEW NUT SHELLED	45454	140125	62095	95739
080211 ALMOND IN SHELL	52626	198054	29948	167920
080212 ALMOND,SHELLED (GIRI).	194742	751741	86939	483806
080221 HAZEL NUTS,IN SHELL	1130	1638	3	17
080222 HAZEL NUTS,SHELLED	1	1		
080231 WALNUTS IN SHELL(AKHROTE)	4643	20728	4435	33443
080232 WAL NUTS SHELLED(AKHROTE)	55	122	96	812
080251 PISTACHIO IN SHELL	42408	59026	31159	50156
080252 PISTACHIO SHELLED		581	129	8593
080262 MACADAMIA NUTS SHELLED	1	1		
080280 ARECA(BETAL NUTS)	1267922	3827024	1164880	3004655
080290 OTHER EDIBLE NUTS	62	280	1982	3351
080310 PLANTAINS,FRESH OR DRIED			2085	2085
080390 OTHER BANANS FRESH OR DRIED	1	1		146
080410 DATES FRESH	94560	135595	32472	52786
080420 FIGS	5291	6518	3349	3449
080430 PINEAPPLES	234	460	135	452
080440 AVOCADOS	206	645	139	324
080450 GUAVAS				868
080510 ORANGES	194	4069	1232	5888
080540 GRAPE FRUIT,FRESH OR DRIED		110		982
080550 LEMONS AND LIMES	5	7	65	230
080590 OTH CITRUS FRUITS FRESH/DRIED.		48	54	145
080610 GRAPES, FRESH	2462112	4082495	2435586	3482679
080620 GRAPES, DRIED	41306	92060	35015	57072
080711 WATERMELONS	59426	398462	39738	208732
080719 OTHER MELONS	48406	72844	142508	309737
080720 PAPAWS;(PAPAYAS/PAPITA)			3	22
080810 APPLE, FRESH	104766	338798	33565	145321
080830 PEARS FRESH	10866	17273	11755	15186
080910 APRICORTS;FRESH(KHUBANI)	45753	1025883	3783	46188
080940 PLUMS AND SLOES	2670	7711	424	437
081020 RASBERRY,BLACKBERRY,ETC FRESH	27	27		
081050 KIWIFRUIT, FRESH	1685	2225	471	2382
081090 POMEGRANATA,FRESH	169728	175716	282251	284096
081110 STRAWBERRIES,FROZEN		1572		
081120 RASBERRY,BL.BERRY MULBERRY FRZ	243	502	550	569
081190 OTHER FRUITS AND NUTS,FROZEN		1078	29	1446
081290 OTH FRUIT/NUTS PRESERVED PROVI	8555	8555		
081310 APRICOTS DRIED	14485	29197	11859	16482
081320 PRUNES DRIED	14911	22362	4005	4485
081330 APPLES DRIED	2321	4565	2220	4401
081340 TAMARIND	60008	123051	56478	86648
081350 MIXTURE OF NUTS,DRIED FRUITS	357	1391	522	817
090111 COFFEE NOT ROAST,NOT DECAFEINE		50		
090121 COFFEE,ROAST,NOT DECAFFEINATED	4575	6348	2997	7685
090190 OTH COFFEE HUSKS/SKIN/COFE SUB	9703	19146	5403	10953
090210 GREEN TEA PACK < 3 KG	5315	9475	24	128
090220 OTHER GREEN TEA(NOT FERMENTED)	120302	317884	60556	232698
090230 BLACK TEA & PARTLY FERMENT TEA	630	640	281	1095
090240 TEA DUST	4115610	14072154	4147270	13833946
090300 MATE	2	4	9	9
090411 PEPPER,BLACK,CRUSH NOT GROUND	386848	1134776	201391	766645
090412 PEPPER CRUSHED OR GROUND		3230	2354	2354
090421 RED CHILLIES (WHOLE)	6691	25600	2	11259
090422 RED CHILLIES (POWDER)	4423	8032	3311	13022

Contd.

10.11 Imports by Economic Categories (Detail)

(In Thousand Rupees)

Items	September, 2017	From July, 2017	September, 2016	From July, 2016
090611 CINNAMON NOT CRUSHED OR GROUND	3437	10159	4897	6339
090619 OTHER CINNAMON	90522	315433	93785	127567
090620 CINNAMON & TREE FLOWER, CRUSHED				20
090710 CLOVES NEITHER CRUSHED/GROUND	37537	226600	58526	91995
090811 NUTMEG NEITHER CRUSHED/GROUND	11613	60790	11375	21964
090812 NUTMEG CRUSHED & GROUND			123	123
090821 MACE NEITHER CRUSHED/GROUND	11591	32922		5730
090831 LARGE CARDAMOMS NITHER-CRU/GRO	133202	346784	119658	450699
090832 CARDAMOMS CRUSHED & GROUND		614		377
090921 SEEDS-CORIANDER NITHER CRU/GRO	50325	156402	26671	138450
090922 SEEDS-CORIANDER CRUSHED/GROUND	555	4417	2	98
090931 SEEDS CUMIN.N-CRU/GRO(W.ZEERA)	45296	174243	71304	178049
090932 SEEDS CUMIN.CRUSH/GRO(W.ZEERA)	219	219		
090961 CARAWAY, ANISE, FENL., JUNI.N-CR/G	18837	58318	5984	23885
091011 GINGER NEITHE CRUSHED/GROUND	698764	2259467	541724	1318534
091012 GINGER. CRUSHED OR GROUND	1051	1051		
091020 SAFFRON, (ZAFRAN)	322	548	45	109
091030 TURMERIC (CURCUMA)	538	764		3530
091091 MIXTU OF PROD H-09.04 TO 09.10	20356	51189	17605	35114
091099 THYME BAY LEAVES	8273	20594	2007	8861
100111 DURUM WHEAT SEED	34	34	486	486
100290 OTHER RYE	576	576	1019	1019
100390 OTHER BARLEY	35806	67917	150128	416596
100490 OTHER OATS	72698	332537	61494	148500
100510 SEED, MAIZE	1552	485463		254293
100590 OTHER MAIZE (CORN)	20142	31978	1533	23459
100610 RICE SEED FOR SOWING		543	947	20556
100630 RICE BASMATI	6967	12590	6187	19512
100640 BROKEN RICE	2593	6415		
100790 OTHER GRAIN SORGHUM(JAWAR)			70	2877
100821 SEED MILLET (BAJRA)				29
100829 OTHER MILLET (BAJRA)	26835	85065	12906	101954
100830 CANARY SEED	2686	12309		1349
100850 QUINOA		44		
100890 OTHER CEREALS		19	19	19
110100 WHEAT FLOUR	276	3273	15	85
110220 MAIZE (CORN) FLOUR	203	1623	127	593
110290 OTHER CEREAL FLOUR		606		
110311 GROATS AND MEAL OF WHEAT		99		
110313 GROATS&MEAL OF MAIZE (CORN)	1681	5280	1673	3708
110319 GROATS AND MEAL OF OTH CEREAL			16	235
110320 PELLETS OF OTHER CEREALS	21360	67768		
110412 ROLLED OR FLAKED, OATS.	853	8793		
110419 ROLLED/FLAKED GRAIN/OTH CEREAL	32	32		
110422 OTHER WORKED GRAIN OF OATS	9310	23394	71	9110
110423 OTH WORK GRAIN OF MAIZE (CORN)		3055		870
110429 OTH WORK GRAIN OF OTH CEREALS	12	40	10	10
110430 GERM OF CEREALS, WHOLE, ROL, FLAK	225	225	54	54
110510 FLOUR, MEAL & POWDER OF POTATOES	28279	113248	22920	113121
110520 FLAKE, GRANULE/PELLETS POTATOES		12954	3	2037
110620 FLOUR, MEAL POWDER OF SAGO/ROOT				39
110630 FLOUR, MEAL POWDER PRD CHAPT-8	570	1142	640	902
110710 MALT NOT ROASTED			984	984
110720 MALT ROASTED		1047		
121120 GINSENG ROOTS				32
121229 OTHER SEAWEDS & OTHER ALGAE				13
121291 SUGAR BEET			24	24
121299 OTHER FRUIT STONE & KERNELS/VEG		2167	243	515
121300 CEREAL STRAW & HUSKS, IN PELLET				1259
121490 OTH SWEDES, MANGOLDS, FODDER, HEY		1404		
130120 GUM ARABIC	5474	35636	5668	28265

Contd.

10.11 Imports by Economic Categories (Detail)

(In Thousand Rupees)

Items	September, 2017	From July, 2017	September, 2016	From July, 2016
160210 HOMOGENISED PREP MEAT/EDB MEAT			2	15
160231 OTH PREP/PRESV MEAT OF TURKEY		564		200
160232 OTH PREP/PRESV MEAT OF FOWLS	49387	132167	83169	193070
160239 OTH PREP/PRESV,MEAT OTH POLTRY	6047	31205	4600	24029
160250 OTH PREP/PRES MEAT BOVIN ANIML	1216	2074	617	1036
160290 OTH PREP MEA OFL,BLOOD ANIMAL		87		
160300 EXTRACT/JUICE OF MEAT,FISH ETC		62		
160411 SALMON,FISH,WHOLE/PIE NOT MICE	32	119	17	36
160413 SARDINE,BRISL/SPRAT W/P N-MINC		35	8	71
160414 TUNAS,SKIPJACK,BONITO,WHOLE/PC	638	924	34	280
160419 OTH FISH,WHOLE/PIECE NOT MINCE	2781	5712	2455	5661
160420 FISH MAWS	2593	4229		2238
160510 CRAB,PREPARED OR PRESERVED.				100
160552 SCALLOPS,INCL QUEEN SCALLOPS		134		
170112 BEET SUGAR RAW NOT CONT FLAVOR		93		
170113 GUR (JAGGERY)N-CON FLAVOUR/COL		65		
170114 OTH CANE SUGAR RAW.N-CON FL/CO		12		
170191 O.CANE/BEET SUGAR CON.FLAV/COL	57	447	1662	1662
170199 WHITE CRYSTALINE CANE SUGAR	49308	164048	40277	104001
170211 LACTOSE CONT BY WT>.99%LACTOSE	98047	458299	61026	268000
170219 OTH,LACTOSE AND LACTOSE SYRUP		9		19
170220 MAPLE SUGAR				
170230 GLUS SYP,DRY STAT FRVCT <20%	54971	212442	38375	154285
170240 GLUCOSE/GLUCOSE SYRUP<20% FRUC			5	5
170250 CHEMICALLY PURE FRUCTOSE	1540	1540	336	1259
170260 OTH FRUCTOS SYP,50% WT OF FRAC			2464	4959
170290 MALTOSE	99271	276056	68724	185161
170410 CHEWING GUM,WH/NOT SUGA COATED	4569	41370	7064	65105
170490 WHITE CHOCOLATE	100036	221915	59030	180696
180310 COCOA PASTE,NOT DEFATTED(LICOR		33948	8448	84150
180320 COCA WHOLLY OR PARTLY DEFATTED			508	508
180400 COCOA,BUTTER,FAT AND OIL	36531	159232	68049	237339
180500 COCOA POWDER,NOT CON ADDED SUG	104702	345078	100786	291526
180610 COCOA POWDER,CON ADDED SUGAR	788	2705	259	2536
180620 OVALTINE	56830	164677	82617	294013
180631 OTH FOOD PREP COCOA BARS FILD	11535	65632	19783	30419
180632 OTH FOOD PREP COC BAR NOT FILD	1093	1353		
180690 OTH,FOOD PREP CONT COCOA LIQUD	80226	121815	16612	45171
190110 FOOD PREP FOR INFANT USE	583653	2565086	507570	2578929
190120 MIXES&DOUGHS FOR PREP BAKER	13753	41351	7329	24383
190190 MALT EXTRACT	387207	1105919	208508	731262
190211 UNCOOK PASTA,NUT STUFD CON EGG		133		167
190219 MACARONI RAW	2392	13441	7947	14083
190220 STUFFED PASTA,WHETH/NOT COOKED		8	3	10
190230 OTHER PASTA	2948	8755	1332	6765
190240 COUSCOUS WHETER OR NOT PREPARE		28	33	46
190300 SAGO	2814	22818	4109	9005
190410 CORNFLAKES	43068	124943	32083	91067
190420 PREP FOOD UNROAST CEREAL FLAKE	154	341		84
190490 OTH PREP FOOD OBTAIN BY CEREAL	27138	49542	6767	27128
190510 CRISPBREAD AND BUNS	5	7	90	254
190531 SWEET BISCUITS	3784	37037	7606	19466
190532 WAFFELS AND WAFERS	13786	51346	18158	50601
190540 RUSK,TOASTED BREAD & PRODUCTS	1137	8629	4010	9803
190590 OTHER BACKERY PRODUCTS	48502	132870	27313	86714
200110 CUCUMBER,GHERKINS PREP/PRESERV	524	1158	49	753
200190 PICKLES	4738	10134	3286	6578
200210 TOMATOES,WHOLE/PIECE,PREP/PRSV		103	126	185
200290 TOMATOES PASTE	39218	127347	13389	134997
200310 MUSHROOM,PREP/PRSV O/TH VINHER	7492	26477	7275	26646
200390 OTH MUSHROOM&TRUFFLE PREPARED		8	133	812

Contd.

10.11 Imports by Economic Categories (Detail)

(In Thousand Rupees)

Items	September, 2017	From July, 2017	September, 2016	From July, 2016
200410 POTATO,PREP/PRSV,O/TH VINGERS	112697	338620	63692	194350
200490 OTH VEG MIX/VEG PREP O/TH VING	818	3844	1278	4829
200510 HOMOGENIZED VEGETABLES		124		673
200520 POTATO PREP O/TH VING NOT FROZ	1412	4005	261	3445
200540 PEAS PREP O/TH VINGER NOT FROZ	927	2182	152	2599
200551 BEAN SHELD PREP O/TH VING N/FZ	68	1700	54	305
200559 OTH BEAN PREP O/TH VING NOT FZ	753	2381	1213	1586
200560 ASPARAGUS,PREP O/TH VING N-FZ		103		
200570 OLIVES PREP O/TH VING NOT FROZ	16444	52877	20921	43631
200580 SWEET CORN,PREP/PRESV NOT FROZ	5968	22699	5646	12793
200591 BAMBOO SHOOTS	22	108	23	23
200599 OTH VEGE PREPARED OR PRESERVED	1603	7656	2006	6884
200600 VEG,FRUIT,NUTS,PEEL PRE BY SUG	246	855	100	612
200710 HOMOGENISED PREPARATIONS	575	2297	635	754
200791 OTH,CITRUS FRUIT COOKED PREP	104	421		
200799 OTH JAM,FRUIT,JELLY,MARMALADE	17234	32582	3497	11049
200811 GROUND NUTS,PREP/PRESERVED	632	19700	519	13241
200819 OTH NUTS/SEED INCL MIXTURES	14227	54905	4838	81428
200820 PINEAPPLES,PREPARED/PRESERVED	31720	192094	27522	101046
200830 CITRUS FRUIT,PREPARE/PRESERVED	3400	38330	16352	31068
200840 PEARS,PREPARED OR PRESERVED	64	8026	34	1074
200850 APRICOTS,PREPARED OR PRESERVED	443	466	7	56
200860 CHERRIES,PREPARED OR PRESERVED	1190	2144	1016	8184
200870 PEACHES,PRPARED OR PRESERVED	412	5139	8131	19665
200880 STRAWBERRIES,PREPARE/PRESERVED	242	3702	938	4160
200893 CRANBERRIES				119
200897 MIXTURES OF FRUITS,NUTS&PLANTS	31822	136852	21972	135295
200899 OTH FRUITS,NUT/EDIBLE PLANTS	4173	26362	3334	36047
200911 ORANGE JUICE,FROZEN		14045	17112	18030
200919 OTHER ORANG JUICE	10115	28308	8306	121167
200929 OTHER GRAPE FRUIT,JUICE		1176	45	1213
200939 OTH JUICE OF ANY CITRUS FRUIT		10668		451
200941 PINEAPPLE JUICE ,BRIX VAL=20	263	1344		
200949 OTHER PINEAPPLE JUICE	3837	51495	38890	83212
200950 TOMATO JUICE		32	24	33
200961 GRAPE JUICE INCL GRAPE MUST				1178
200969 OTHER GRAPE JUICE	181	121633	31443	74611
200979 OTHER APPLE JUICE	5811	25148	7399	45213
200981 CRANBERRY JUICE		149		
200989 OTHER JUICE OF FRUIT/VEGETABLE	8875	150369	4889	47812
200990 MIXTURES OF JUICES	7900	19032	4812	18108
210111 INSTANT COFFEE IN BULK	82490	132637	75404	111244
210112 PREP WITH A BASIS OF EXTRA/COF	296	529		88
210120 EXTACT,ESSENCE ETC OF TEA MATE	7819	18902	8230	15426
210210 ACTIVE YEASTS	65155	159134	55174	146908
210220 INACTIVE YEASTS,OTH SINGL CELL	627	627		2149
210230 PREPARED BAKING POWDERS	27	7360	11	10558
210310 SOYA SAUCE	6443	49072	21337	45773
210320 TOMATO KETCHUP/OTH TOMATOSAUCE	13825	48179	15563	36091
210330 MUSTARD FLOUR/MEAL/PREP MUSTAR	4151	25984	1476	8661
210390 OTH SAUCES PREP/MIX SEASONING	34410	105063	39924	111348
210410 SOUPS/BROTHS & PREP THEREOF	200	1229	317	465
210420 HOMOGENISE COMPOSITE FOOD PREP	22	61		246
210500 ICE CREAM,OTH EDIBLE ICE	8675	34044	3412	12801
210610 PROTEIN HYDROLYSATES	139	1678	255	11091
210690 FLAVOURING POWDER FOR PRE FOOD	530568	1723698	362168	1346496
220110 MINERAL WATERS	2440	11652	2316	7595
220190 OTH,NATURAL/ARTIFICIAL WATERS	767	3807		2654
220210 AERATED WATERS CONT SUGAR	64883	215300	42903	148290
220291 NON-ALCOHOLIC BEER	842	9427		
220299 OTH WATER CONT. SWEETENING MAT	14282	58978	13175	57241

Contd.

10.11 Imports by Economic Categories (Detail)

(In Thousand Rupees)

Items	September, 2017	From July, 2017	September, 2016	From July, 2016
220300 BEER MADE FROM MALT	194	2173	408	2323
220410 SPARKLING WINE	450	4232		1335
220429 OTH WINE OF FRESH GRAPES>2LT				327
220510 VERMOUTH/OTH WINE F/GRAPE<2LTR	53	163	73	383
220820 SPIRIT OBT BY DISTIL GRAPEWINE		21		
220830 WHISKIES	710	710	19	19
220840 RUM&OTH SPIRITS DISTILL SUGAR				3
220860 VODKA	10	92	266	383
220870 LIQUEURS AND CORDIALS	286	3412	470	600
220890 OTH SPIRIT/SPIRITOUS BEVERAGES	595	660		80
220900 VINEGAR&SUBSTITUTE,ACTIC ACID	1506	8533	1659	6097
230110 FLOURS,MEALS,PELLETS,OF MEAT			145	63278
230120 SHRIMP MEAL				22
230230 BRAN SHARP & RESIDUES OF WHEAT	1598	1629	487	1105
230250 BRAN SHARP RESIDUE LEGUM PLANT	34034	92657	25951	82354
230310 RESID.STARCH MANUF&SIM RESIDUE				12585
230330 BREWING/DISTILLING DREGS/WASTE	12959	560743	18144	84358
230400 OIL-CAKE/OTH S/RESID SOYABEAN	191020	3163962	755	2287033
230630 OIL CAKE/OTH SUNFLOWER SEEDS	4	7711		2778
230650 OIL CAKE/OTH RESIDUES,COCONUT	780	780		
230660 OIL CAKE/OTH RESIDUE,PALM NUTS	194738	1025376	342153	690384
230690 OIL CAKE/OTH SOLID RESIDUE,VEG		4		431
230800 VEG MATL & VEG WASTE,VEG RESID		17802	48270	62090
230910 DOG/CAT FOOD,PUTUP RETAILSALE	22278	82482	13683	42859
230990 PREPARATIO FOR FEED SUPPLEMENT	637978	1720156	328394	1179311
240110 TOBACCO,NOT STEMMED/STRIPPED				44
240210 CIGAR,CHEROOTS CONTAIN TOBACCO	148	593		210
240220 CIGARETTES CONTAINING TOBACCO	4031	6770	17572	17724
240290 CIGAR,CHEROOTS/TOBACCO SUBST	4	4		1
240319 OTHER SMOKING TOBACCO	378	378		
240391 HOMOGENISE/RECONSTITUTE TOBACO	973	4991		4118
240399 TOBACCO,CHEWING	398	438	41971	95346
271012 MOTOR SPIRIT	37095155	83336372	20221899	59911485
271019 KEROSENE	638066	2365719	505465	1750955
293510 N-METHYLPERFLUROCT SULPH		234		
293550 OTH PERFLUROCTANE SULPHONAMIDE		1222		
293590 O-TOLUENE-SULPHONAMIDE	187681	443751	106752	416276
293621 VITAMIN A ITS DERIVATIVE UNMIX	10112	94563	18795	60574
293622 VITAMIN B1/ITS DERIV UNMIXED	10304	72105	27244	90588
293623 VITAMIN B2/ITS DERIV UNMIXED	12295	56868	16087	39983
293624 D-,DL-PANTOTHENIC ACID(VITB3B5	43721	139574	19833	55190
293625 VITAMIN B6/ITS DERIV UNMIXED	60148	121460	17904	117691
293626 VITAMIN B12/ITS DERIV UNMIXED	33192	180418	51491	136142
293627 VITAMIN E/ITS DERIVATIVE UNMIX	46448	234661	29279	97751
293628 VITAMIN D/ITS DERIVATIVE UNMIX	28949	133702	43507	119992
293629 OTH VITAMIN/ITS DERIV UNMIXED	106130	389264	56275	327737
293690 OTH INTER-MIXTURE PROVITAMINS	42184	98407	27500	49626
293712 INSULINE AND ITS SALTS		52	5620	42969
293719 OTHER POLYPEPTIDE HARMONES	5263	28867	5905	35394
293721 CORTISONE/HYDRO/PREDNISON ETC	18302	78001	43982	112166
293722 HALOGENATE DERIV ADERNAL HORMN	50000	225024	41914	193106
293723 OESTROGENS AND PROGESTOGENS	105908	312751	27691	269229
293729 OTH,STEROIDAL HARMONES,DERIVAT	13119	95672	11080	39747
293750 PROSTAGLANDINS,THROMBOXANES&DR	4654	17430	6764	17657
293790 OTH HORMONES/ITS DERIVATIVES	8809	43479	13288	46533
293810 RUTOSIDE(RUTIN)/ITS DERIVATIVE	1238	1238		1387
293890 GLYCOSIDES BASE PESTICIDES	57046	166327	37271	256235
293911 CONCENTRATES OF POPPY STRAW		7765	1276	1276
293919 OTH ALKALOIDS OF OPIUM/DERVATI	5240	44033	6649	69205
293920 QUININE SULPHATE	582	874	472	472
293930 CAFFEINE AND ITS SALTS	6534	66042	71486	181371

Contd.

10.11 Imports by Economic Categories (Detail)

(In Thousand Rupees)

Items	September, 2017	From July, 2017	September, 2016	From July, 2016
293942 PSEUDEOPHEDRINE(INN)/ITS SALT				43
293949 OTHER,EPHEDRINE AND ITS SALTS		61059	33796	84509
293959 OTH THEOPHYLLINE/AMINOPHLLINE	21875	54233	20019	72144
293962 ERGOTAMINE (INN) AND ITS SALTS				2257
293969 OTH ALKALOID OF RYE ERGOT/SALT	82794	148533	3454	12054
294000 SUGARD O/T SUCROSE/LACTOSE ETC	75369	231179	30829	143884
294110 PENCILLINE/DERV/ACID/SALT ETC	9004	188779	27665	101432
294120 STREPTROMYCIN/DERIV/SALT THROF	16664	48024	2903	17092
294130 TETRACYCLINE/DERIV/SALT THROF	71526	258936	61211	183827
294140 CHLORAMPHENICAL/DERIV/SALT	33312	88144	24729	76846
294150 ERYTHROMYCIN/DERIV/SALT THROF	119748	408222	62344	364443
294200 OTHER ORGANIC COMPOUNDS.	30013	65592	20835	62450
300190 OTH GLAND ORGAN,EXTRACT,HAPRIN				50
300211 MALARIA DIAGNOSTIC TEST KITS		21		
300212 ANTISERA/OTH BLOOD FRAC MODIFY		3903	263	9708
300213 IMMUNOLOGICAL PROD.,UNMIX,UNPK		596		
300215 IMUNOLOGICAL PROD IN DOSE/PACK		211		
300219 OTH IMMUNOLOGICAL PRODUCTS	6746	6847		
300220 TATNUS TOXIDE	1445479	4836445	2459435	7458923
300230 VACCINE VETERINARY MEDICINE	552021	1718942	439563	1096582
300290 HUMAN BLOOD	33241	176325	52695	174949
300310 MEDICAMENT PENCILLIN DERV/ACID				1546
300320 MEDICAMENT OTH ANTIBIOTICS	25330	83842	6079	44044
300339 OTH,MEDICEMENT HARMONE ANTIBTC	49505	98840	10469	33746
300390 UNANI,AYURVEDIC/OTH ORIENT MED	70431	244815	419290	618815
300410 AMPICILLIN,AMOXICILLIN-CAP/CYRU	27319	85503		303
300420 MEDICAMENT OTH ANTIBIOTICS	283705	1024123	209527	818597
300431 MEDICAMENT INSULIN NOT ANTIBTC	257854	1116072	301424	887712
300432 MEDICIMENT ADERN CORTC HARMONE	10141	112513	30223	70692
300439 OTH MEDICIMENTHARMONE NOT ANT	69678	376381	173910	473968
300449 MEDICAMENT ALKALOID DERV ANTI		5426		9825
300450 COD LIVER OIL MEDICINAL	7156	25155	9402	22745
300460 OT ANTIMALARIAL ACTI PRINCIPLE	2754	8623		
300490 UNANI AYURVEDIC,OTH ORIENT MED	4263045	8777224	2573046	8035840
300510 SURGICAL TAP IN JAMBO ROLLS	28273	100727	33111	131687
300590 ACRYNOL PAD	38323	57164	7322	42958
300610 VASCULAR GRAFTS	48862	321096	75813	550282
300620 BLOOD-GROUPING REAGENTS				559
300630 OPACIFY X-RAY EXAM DIAGNOSTIC	984	3229	828	2038
300640 DENTAL CEMENT/DENTAL FILLING	3728	25830	6537	20471
300650 FIRST AID BOXES AND KITS.	103	544	86	1951
300660 CHEMICAL CONTRACEPTIVE HORMONE	23052	23121	82	82
300670 GEL PREP HUMAN/VETERINARY USE	5404	18682	2220	13179
300691 APPL IDENTIFIABLE, OSTOMY USE	2776	10171	497	10372
321519 FLOURESCENT INK	147488	421588	177101	493744
321590 BALL POINT/FINE LINER INK	73915	291581	19151	56879
330112 ESSENTIAL OIL OF ORANGE	16081	32078	4534	34052
330113 ESSENTIAL OIL OF LEMON		98948	233	65339
330119 OTH ESSENTIAL OIL/CITRUS FRUIT	56254	180818	446	142497
330124 ESSENTIAL OIL OF PEPRAMINT	1599	4153	6136	9435
330125 ESSENTIAL OIL OF OTHER MINTS	60	1995	3140	10399
330129 ESSENTIAL OIL OF CITRONELLA	9065	38051	5490	22334
330130 RESINOIDS	1768	2748	672	1296
330190 CONCENTRATES OF ESSENTIAL OILS	239	27417	6817	40510
330210 FLOUROURS/CONC FOR BEVERAGES	361727	1310654	163733	964486
330290 MIXTURE FOR COSMETICS INDUSTRY	483415	1580743	453693	1313351
330300 EAU-DE-COLOGNE	41296	153644	38217	135092
330410 LIP MAKE-UP PREPARATIONS	19626	54423	20624	49178
330420 EYE MAKE-UP PREPARATIONS	13790	42537	10106	40332
330430 NAIL POLISH	12264	31323	5347	19140
330491 FACE POWDER	42327	174200	34933	112794

Contd.

10.11 Imports by Economic Categories (Detail)

(In Thousand Rupees)

Items	September, 2017	From July, 2017	September, 2016	From July, 2016	
330499	FACE AND SKIN CREAM AND LOTION	176871	514036	155769	460690
330510	SHAMPOOS	119898	427628	296433	564179
330520	PREP PERMANENT WAVING/STRAIGHT	15632	38516	5349	22611
330530	HAIR LACQUERS	158	2297	84	2224
330590	CREAM HAIR	112654	328925	70698	239187
330610	TOOTH PASTE	39795	128865	37976	140247
330620	YARN,CLEAN TEETH(DENTAL FLOSS)	55	602	13	383
330690	OTH,PREP ORAL/DENTAL HYGIENE	7393	14086	816	11570
330710	PRE/AFTER SHAVE PREPARATION	17890	50019	12466	29803
330720	PERSONEL DEDORANT&ANTIP RSPRNT	44676	206262	33690	161565
330730	PERFUMED BATH SALT/OTH PREP	1470	4464	215	2246
330741	AGARBATTI/OTH ODORIFEROUS PREP	19	68	6	10
330749	OTH PREP PERFUMING ROOM/RELIGS	24870	92959	15296	63666
330790	CONTACT LENSE SOLUTION	10157	33699	3830	12436
340111	SOAP&ORGANIC SURFAC-ACTIV PROD	144717	487343	130085	435403
340119	OTH,SOAP ORG-SURFAC-ACT PROD		24076	8666	97705
340120	SOAP IN OTHER FORMS	106026	371300	69228	214634
340130	ORGANIC SURFACE ACTIVE PRODUCT	32866	140333	18050	105015
340211	SULPHONIC ACID (SOFT)	447544	1219083	360084	1263293
340212	CATIONIC PHARMACEUTICAL GRADE	32811	52739	7379	34071
340213	ORG SURFACE ACTIVE NON-IONIC	417192	1307150	245363	924347
340219	C A P B	25417	111822	21950	63563
340220	ORG SURF PREP PUTUP FOR R-SALE	33095	126356	33187	81123
340490	PREP WAXES INCL SCALING WAXES	105264	326436	26898	235623
340510	PO/CREAM/PREP FOR FOOTWEAR	14613	46262	9071	36100
340520	POL/CREAM/PREP, WOOD FURNITURE	1829	5590	2274	5822
340530	POL/CREAM/PREP,COACHWORK/METAL	302	3630	530	6229
340540	SCOURING/PASTE/POWDER/OTH PREP	37	291	133	581
340590	OTH POL/CREAM/PREP,F-WEAR/LETH	14185	51919	11737	39018
350190	OTH CASEINATE DERIV CASEN GLUE		455	7224	8906
350211	EGG ALBUMIN DRIED		995		
360300	SAFETY FUSES DETONATING FUSES			1017	17013
360410	FIREWORKS	3389	6771		
360490	OTHER,PYROTECHNIC ARTICLES				37
360610	LIQUID/LIQUEFIE GAS FUEL	1515	4036	630	5115
391740	FITING FOR TUBE ETC OF PLASTIC	35642	165167	33565	99237
391810	FLOOR COVERING OF POLYMERS V-C	59247	206139	38136	118947
392190	PL/SHEET POLYTHYLENE GR.03-.04	114420	462592	98807	393590
392210	BATH,SHOWER WASH BASIN OF PLAS	4938	23650	6602	24468
392220	LAVATORY SEAT/COVER OF PLASTIC	1186	5585	2205	6033
392290	OTH FLASH/SIM SANITARY PLASTIC	5213	21355	3130	15317
392310	BOXES,CASES,CRATES PLASTIC	28320	135050	43991	161023
392321	SACK&BAG OF POLYMER OF ETHYL	277558	619806	71372	345345
392329	SACKS & BAG OF OTHER PLASTICS	26469	97516	10707	70436
392330	BOTTLES	67971	230611	57285	155977
392340	SPOOLS,COPES,BOBINS ETC PLASTC	23858	83481	25245	69714
392350	STOPPERS,LIDS,CAPS ETC OF PLAS	155229	475982	124188	439254
392390	OTH PERFORMS MADE FROM POLYE	19604	94032	18066	87369
392410	TABLEWARE KITCHENWARE OF PLAST	41345	128085	38784	132832
392490	OTH,HOUSEHOLD/TOILET ARTICLES	38683	113727	22401	69443
392510	RESERVOIRS,TANKS,VATS>300 LTRS	2197	2313	358	1298
392520	DOOR,WINDOWS FRAME&H-HOLD PLAS	15907	26746	240	9257
392530	SHUTTERS,BLINDS&PARTS OF PLAST	497	9015	20	5315
392590	OTH,BUILDER-WARE OF PLASTIC,NS	63099	285419	77383	366301
392610	OFFICE/SCHOOL SUPPLY PLASTIC	19757	56846	16399	36530
392620	PLASTIC BELTS	7282	30143	4744	27053
392630	FITTING FOR FURNITUR/COACH PLA	2425	4716	182	1842
392640	ORANMENTAL ARTICLES OF PLASTIC	39152	127627	48894	134590
400942	TUBE,PIPERUB WITH OTH.METL.FIT	2583	18768	2732	7791
401011	CONVEYOR BELTS WITH METALS	517	700	4889	4904
401012	CONVEYOR BELTS WITH TEX-METACS	96518	224901	17570	107569

Contd.

10.11 Imports by Economic Categories (Detail)

(In Thousand Rupees)

Items	September, 2017	From July, 2017	September, 2016	From July, 2016
401019 OTH CONVEYON BELT OR BELTING	25833	106136	16126	114663
401031 V-BELT RIBBED VEHICLE 60-180CM	43564	136835	21047	86979
401032 V-BELTS O/THEN V-RIBBED VEHICL	23514	83493	27429	91407
401033 V-BELTS 180-240CM VEHICLES	1991	2766	486	2203
401034 V-BELTS OTH THEN V-RIBBED240CM	221	2045	398	1455
401035 TIMING BELT VH-87 CIR.60-150CM	1284	2593	599	1401
401036 TIMING BELT VH-87 CIR150-198CM	2605	3149	72	118
401390 INNER TUBES OF AGRICUL TRACTOR	13286	39929	8389	27619
401410 SHEATH CONTRACEPTIVES	10624	291623	7480	22263
401490 OTH HYG/PHARMACEUTICAL ARTL	4025	16104	961	8803
401511 GLOVES,RUBBER,SURGICAL	27843	143394	36887	128630
401519 OTHER GLOVES,RUBBER	61751	150570	21583	83487
401590 OTH ARTI APPRL/CLOTH ALL PURPS	1173	11558	488	5437
401610 STOPPER, RUBBER	23923	79415	10649	50565
401691 FLOOR COVERING & MATS, RUBBER	8097	20652	3691	12474
401692 TIP ERASER OF CELLUAR RUBBER	76172	198365	62341	144017
401693 GASKETS OF RUBBER	166923	516297	108244	339956
401694 BOAT/DOCK FENDERS,OF RUBBERS	5203	73199	6314	14979
401695 OTH INFLATABLE ARTICLE OF RUBB	413	3082	366	1369
401699 PRINTING BLANKETS,RUBBER	202748	699733	153461	543076
420100 SADDLERY&HARNESS FOR ANIMALS	638	936	1	1
420211 SUITCASES,LEATHER/COMP-LEATHER	14216	43384	1643	13346
420212 TRAVEL BAGS OF PLASTIC TEX MAT	73982	236991	83761	231011
420219 OTH TRUNK,SUITCASE,VANITY-CASE	1543	7839	808	6605
420221 HANDBAG,COMP/PATENT LEATHER	83676	282635	65291	169730
420222 HANDBAGS,PLASTIC/TAXT MATERIAL	18421	61447	5741	26772
420229 OTH HANDBAGS,WITHOUT HANDLES	42599	146327	25208	89815
420231 ARTI.CARIED.IN POCKET. LEA/COM	3777	10343	1752	9844
420232 ARTIC CARRIED IN POCK TAXT MATE	1123	2268	310	1488
420239 OTH,ARTI CRRIED IN HAND/POCKET	16288	94787	7275	23631
420291 OTH CONTAINER O/S OF LEA/COMPS	326	1835	540	3154
420292 OTH CONTAINER O/S PLAS/TEXTILE	1753	9376	3758	8734
420299 OTH CASES VULCANISED FIB/PBOA	4340	15735	2829	23021
420310 JACKETS, LEATHER/COMP-LEATHER	104694	120457	691	59485
420321 GLOVES/MITTENS LEATHER SPORTS	50	50		21
420329 GLOVES LEATHER FANCY	1111	14765	2790	9506
420330 BELTS AND BANDOLIERS	15523	43730	7525	47624
420500 BELTING CONVEYOR LEATHER/COMP	13	3721	118	1030
430310 ARTI APPAR CLOTH ACCE FURSKIN				11
430390 OTHER, ARTICLES OF FURSKINS	319	577		266
430400 ARTICLE OF FUR&ARTICLE THEREOF	522	6495	4416	6798
440139 SAW DUST & WOOD WASTE & SCRAP		12	2852	6145
440210 WOOD CHARCOAL OF BAMBOO NOT AG	745	1492	550	1472
441300 DENSIFIED WOOD,BLOCK,PLATE,ETC	1431	8799	2343	18747
441600 CASK,BARREL,VAT,TUB&OTH PRODCT		1063		
441891 OTH PANEL OF BAMBOO	31	31		
441899 FLOURING PANELS	34173	143788	24557	126047
441911 BREAD,CHOPPING BOARD OF BAMBOO	1097	2268		
441912 CHOPSTICKS OF BAMBOO		12		
441919 OTH TABLE/KITCHENWARE OF BAMBO	1028	2721		
441990 TABLE&KITCHENWARE OF OTH WOOD	3954	8712	5891	13039
442010 STATUETTES/OTH ORNAMENT WOOD	457	1158	103	1492
442090 JEWELLERY BOXES, WOODEN	11567	29783	4481	18080
442110 CLOTHES HANGERS OF WOOD	4594	18099	2894	7173
450490 OTH, ARTICLES AGLOMERATED CORK	60	117		101
460121 MATS,MATTING&SCREEN OF BAMBOO	870	2228	1535	2502
460192 OTH MATTING&SCREEN OF BAMBOO	16	449		
460193 OTH MATTING & SCREEN OF RATTAN		20		
460199 OTH PLATING MATERIAL N.E.S	294	402	160	208
460211 BASKETWORK&OTH ARTICL OF BAMBO	1331	1862		75
460219 BASKETWORK&OTH ART OF VEG MATE	368	914	65	371

Contd.

10.11 Imports by Economic Categories (Detail)

(In Thousand Rupees)

Items	September, 2017	From July, 2017	September, 2016	From July, 2016
481200 FILTER BLOCK,SLAB OF PAPERPULP	527	971	1355	1738
481310 CIGRETTE PAPER IN BOOKLET FORM				57
481490 OTHER WALLPAPER & COVERINGS.	189	2311	36	1410
481620 SELF-COPY PAPER			106	106
481690 OTHER COYING PAPER, C/T SIZE.	316	1658	651	2537
481710 ENVELOPES	1312	4196	1056	4049
481720 LETTER CARDS, PLAIN POSTCARDS	12	480	49	305
481730 BOXES,POUCHES,PAPER STATIONERY	1270	2350	271	845
481810 TOILET PAPER	1994	8986	1743	4643
481820 HANDKERCHIEFS,TISSUES&TOWELS	5936	37677	10235	22031
481830 TABLE CLOTHS & SERVIETTES	944	7554	3931	8430
481850 ARTICLES OF APPAREL&CLOTHING				1128
481890 OTH ARTI LINEN,P&P GARMET/ASSE	13063	42072	8712	19729
481910 CARTON,BOXE&CASES CORRU PAPE	17761	96598	11461	64455
481920 FOLD/CARTO/BOXE&CASE,NON-CURRU	10512	52031	11222	27983
481930 SACKS&BAGS WITH BASE 40CM/MORE	141	4534	6651	65840
481940 OTH SACKS&BAGS,INCLUDING CONES	15550	28709	3776	10188
481950 OTH PACKING CONTAINERS/RE-SLEE	1728	5407	856	3782
481960 BOX FILES,LETTER TRAYS,BOX,OFF	7525	19418	2888	13283
482010 NOTE BOOK ORDER BOOK/RECEIPTS	11503	33557	6492	17201
482020 EXERCISE BOOKS	1369	2225	2929	7343
482030 BINDERS,FOLDERS&FILE COVERS	10306	25646	2783	19774
482040 MANIFOLD BUSINESS FORMS/CARBON	11	283	8	323
482050 ALBUMS FOR SAMPLES/COLLECTIONS	168	905	155	1074
482090 OTH BOOK COVER,BLOTING PAD,NES	13168	61482	44516	136617
482110 PAPER DECORATION OF VEH H-8711	24822	82371	33950	90683
482190 OTH,P&P/BOARD LABLES NOT PRINT	41588	124920	47765	110276
482210 BOBBINS, SPOOLS, CAPS , PULP.	8267	10420	3991	5267
482290 OTHER,BOBINS,SPOOL,CAPS ETC.PA	4083	27065	23813	49184
482320 FILTER PAPER AND PAPERBOARD	13345	18972	7915	30096
482340 ROLLS,SHEETS AND DIALS,PRINTED	2084	4344	1388	2717
482361 TRAY,DISH,PLATE,CUP OF BAMBOO		7		234
482369 OTH TRAY,DISH,PLATE,CUP,P&BORD	25787	61939	15393	34777
482370 MOULDED/PRESSED ARTICL P-PULP		1741		5093
482390 CARDS FOR JACQUARD MACHINES	27163	107863	14561	79864
490110 PRINTED BOOKS IN SINGLE SHEETS	1780	5312	1239	3010
490191 DICTIONARIES AND ENCYCLOPAEDIA	123	2439	1338	6153
490199 HOLY QURAN	195616	512643	161022	492100
490290 OTHER NEWSPAPER,JOURNALS PERIO	4237	11597	6919	17166
490300 CHILDREN DRAWING/COLOUR BOOKS	3695	5909	618	1848
490400 MUSIC, PRINTED IN MANUSCRIPT.	4	11		1
490510 GLOBES	126	602	152	416
490599 OTH MAPS AND HYDROGRAPHIC/W-PA	225	4391	169	1898
490600 PLANS/DRAWINGS FOR ARCHITECTS	8102	571766	705	1307
490700 UNUSED POST,REV,SIMILAR STAMP	6509	185971	321	120747
490810 TRANSFERS ,VITRIFIABLE.	1065	1531	923	2920
490890 OTH,TRANSFERS(DECALCOMANIAS)	4273	11047	2529	10076
490900 PRINTED/ILLUSTRATED POSTCARDS	183	341	87	3847
491000 CALENDAR OF ANY KIND PRINTED.	217	870	144	229
491110 TRADE ADVERTISING MATERIAL.	9545	37000	14488	35268
491191 PICTURES,DESIGNS&PHOTOGRAPHS	518	1791	433	2127
500710 FABRICS OF NOIL SILK	7893	13356	15624	26838
500720 OTH FAB CON>80% WT OF SILK	12494	39354	48435	224849
511111 WOVEN FABRICS CARDED WOOL,85%	7425	14559	50088	67846
511119 OTH WOVEN FABRICS CARDED WOOL	32125	211576	79342	156560
511120 OTH MIXED MAN-MADE FILAMENTS	16	16		11
511130 OTH MIXED MAINLY/SOLELY M-MADE		9	2044	13160
511190 OTH WOVEN FAB CARDED WOL/HAIR	102199	187111	26281	48076
511211 WOVEN FAB.COMBED WOOL 85%/HAIR		5900	7006	27987
511219 OTH WOVEN FAB COMBED WOOL 85%>	39046	84266	14452	50033
511220 OTH WOVEN FAB.COM.WOLL MIX.MMF	166	1232		

Contd.

10.11 Imports by Economic Categories (Detail)

(In Thousand Rupees)

Items	September, 2017	From July, 2017	September, 2016	From July, 2016
511230 OTH WOV.FAB.COM.WOOL MIX.M/MSF	137	35551	7616	15378
511290 OTH WOV.FAB.CARDE WOOL/FA-HAIR	3180	8661	35402	50716
520790 OTHER,COTTON YARN PUT UP SALE	264	558	11	4598
520811 WOV FAB COT WT<100G/SQM UNBLEA				18453
520812 WOV FAB COT WT>100G/SQM UNBLEA	37	125158	30	247082
520819 OTHER WOVEN COTTON FAB UN-BLH	6069	16057	3733	12519
520821 WOV FAB COT WT<100G/SQM BLEACH	998	8572	545	19625
520822 WOV FAB COT WT>100G/SQM BLEACH	11	191		800
520829 OTH WOVEN FAB OF COTTON BLEACH	28	555		1970
520831 WOV FAB COT WT 100G/SQM DYED	19	384	27	7692
520832 WOV FAB COT WT>100G/SQM DYED		16		69
520839 OTH COTON WOV FAB<2000/SQM DYE	1784	20819	18929	37329
520841 WOV FAB COT WT 100G/SQM COLOUR	378	632		323
520842 COTON WOV FAB WT>100G/SQM COLO	21647	41585	15313	77055
520849 OTH WOV FAB WT 200G/SQM	7063	11675		7231
520851 COTON WOV FAB 100G/SQM PRINTED	75465	259975	77866	235813
520852 COTON WOV FAB>100G/SQM PRINTED		3473	75	10989
520859 OTH COT WOV FAB 200G/SQM PRINT	5499	16752	4363	13767
520911 WOV FAB COT WT>200G/SQM UNBLAC		43		
520912 COTTON WOV FAB 3-4THREAD UN-BL		4303		
520919 OTH COT WOV FAB>200G/SQM UNBLE	44	44		
520921 COTTON WOV FAB BLEACH>200G/SQM		209		
520922 COT WOV FAB 3/4THRD W>200G/SQM		73		
520929 OTH COT WOV FAB BLE W>200G/SQM		77	35	138
520931 COTTON WOV FAB DYED>200G/SQM	41	2233		
520932 COTTON WOV FAB DYED 3-4 THREAD	117	1465		
520939 OTH COT WOV FAB DYED>200G/SQM	97	636	2453	11353
520941 COT WOV FAB>200G/SQM 85% COT			7948	7948
520942 COTTON WOV FAB DENIM>200G/SQM	14961	66204	9272	49456
520949 OTH WOV FAB CONT 85% COT/YARN	269	1264	629	955
520952 WOV FAB 3-4-THREAD TWILL PRINT		75		
520959 OTH WOV FAB PRINTED>200G/SQM			3390	4409
521011 COT W-FAB MIX MMF W200G/SQMUNB	9688	9688		2561
521019 OTH W-FAB COT MIX MF200GSQM UB		359		
521021 W-FAB COT MIX-MMF WT 200G/SQM	542	542	569	569
521029 OTH W-FAB COT 85%,MMF 200G-BL		254		
521031 COT WOV FAB MX-MMF200G/SQM DYE		6461	5650	5650
521039 OTH W-FAD COTMX MF W200G/SQMDY	3556	8280	940	940
521041 W-FAB COT MX-MMF 200G/SQM	259	259		207
521049 OTH W-FAB COT MX-MMF W200G/SQM	7899	9414	462	8221
521059 OTH W-FAB COT,MMF W 200G PRINT	23717	69288	6406	7496
521119 OTH W-FABCOT,MF W>200G/SQM UNB	11682	29423	56	14203
521120 W-FAB COT WT<85% MIX MMF-BLEA	1	1		1611
521131 WW-FAB COT,MMF W>200G/SQM DYED				52
521132 WOV FAB 3-4THREAD MIX>200GDYED	272	362	658	15385
521139 OTH W-FAB COT,MMF W>200G DYED		4116	7811	29280
521141 COT W-FAB CLO YRN,MF W>200GSQM			1351	1351
521142 W-FAB COT DENM,MX MFW>200G/SQM	23338	61049	44354	66839
521149 OTH W-FB COT CLO YRN MMF>200G	10	10		
521159 OTH W-FAB COT,MF,W>200G/SQM PR	8650	12394	589	31282
521212 OTH COT W-FAB BLECH W 200G/SQM	60	60		
521213 OTH COT W-FAB DYED W 200G/SQM		145	53	84
521222 OTH COT WOV FAB BLEAC>200G/SQM				463
521223 OTH COT WOV FAB DYED>200G/SQM	5207	7762	30	3712
521224 OTH W-FAB COT COLYARN>200G/SQM				728
530890 OTH, YARN OF OTH VEG TEX FIBRE	1366	1366		
530919 OTH WOV FAB OF FLAX 85%OR MORE	4043	4043		
530921 UN-BLE/BLE FAB 85% OR > W FLX	49	49		
530929 OTH WOV FAB OF FLAX<85% BY WT				31
531090 JUTE, HESSIAN CLOTH				306
540600 M-MADE FILAMENT YARN RETAIL-SL		184		

Contd.

10.11 Imports by Economic Categories (Detail)

(In Thousand Rupees)

Items	September, 2017	From July, 2017	September, 2016	From July, 2016
540710 WOV FAB HI-TENACI YRN NYLON PO	83014	184065	33165	95453
540720 WOV FAB OBTAIN FROM STRIP,LIKE	24245	51595	3969	109417
540730 FAB PARALLEL SYNTH FILAMENT	80	80		
540741 FAB 85% OR MORE NYLON FILMENT	231	921		3413
540742 OTH FAB 85% OR MORE DYED	82489	274618	249303	652781
540743 OTH W.FAB NYL FLAMT WT>85% DYE				273
540744 OTH W.FAB FILA DIF COL NYL>85%	3747	17883	4592	25610
540751 OTH W.FAB TEXTURED POLY U-BLEA	117201	529444	201501	540248
540752 OTH W.FAB TEXTUR POLY DYED 85%	508126	1884566	642273	2698020
540753 OTH W.FAB DIF COL TEXTUR POLYS	252	292		18431
540754 OTH FAB TEXT POLY FIL PRINTED	199679	958006	75112	137322
540761 OTH FAB, NON-TEXT POLY FILAMENT	53651	174797	51483	227828
540769 OTH FAB POLY FIL TEXTILE MAT	11825	34747	21009	142188
540771 OTH WOV FAB SYNTH FIL BL/UN-BL	88	680	46351	104028
540772 OTH WOV FAB SYNTH FIL DYED 85%	64	1605		645
540773 OTH W.FAB DIF COL SYN FILA PRI	309	737	55	315
540774 OTH WOV FAB SYNTH FIL PRINTED				225
540782 OTH WOV FAB MIXED COTTON DYED	7082	14802		555
540783 OTH FAB SYN TEXMAT COLOR DYED		705	72	72
540784 OTH FAB SYN TEX SQM MATERUAK	1123	8670	10050	58495
540791 OTH WOV FAB SYN F/L UN-BLECHED			534	580
540792 OTH WOV FAB SYN F/L NS DYED		2339	1068	4315
540793 OTH WOV FAB SYN F/L NES COLOUR	169	657		192
540794 OTH WOV FAB SYN FIL NES PRINT	11448	54804	12170	34411
540821 OTH WOV FAB ART. FIL BL/UN-BL	17492	50888	10056	42521
540822 OTH WOV FAB ART. FIL DYED		4341	107	107
540824 OTH WOV FAB ART. FIL PRINTED	25479	63960		6313
540831 OTH WOV FAB ART. FIL UN-BLECHE				186
551211 WOV FAB-SYN STAPLE FIBR.UN-BLE	1036	5030		
551219 OTH WOV FAB OF SYN STAPLE FIB	3855	76178	4416	42995
551229 O/W-FEB ACR STA FIB>85%WT ACRY	4303	5956	555	1911
551299 FAB>85%W DIS SYN FAB UN-BLECHE	1781	2446	134	8128
551312 3/4-TH.TWIL-COT<170G.P.S.F.U-B		422		
551321 W-FAB SYN STA FIB MX COT DYED		4242	3727	4948
551323 POLYS,COT,STAP FIB<170G DYED	12239	21462	798	3229
551329 OTH FAB SYN STAP FINRE DYED	447	2159	225	2414
551331 WOV FAB SYN STAP FIB COLOUR YR	4985	4985		4446
551349 O/W-FAB SYN STAP FIB MIX COTON	95	912	1060	4366
551411 WOV.FAB P.S.F.<85%.C>170G.UN-BL		16	1709	5393
551419 O/W-FAB-S.S.F-COT>170G.UN-BLE		1225		
551421 W-F POLY STAP FIB<85% DYED	263	22840	10141	11811
551422 W-F POLY STAP FIB 3/4THRD DYED	8970	17953	5410	7925
551423 OTH FAB POLY FIB MIX COT DYED				3756
551429 OTH FAB<85% MIX COT SYN FIB	8522	9596	2209	2309
551430 3-4THREAD TWILL DIF COLOUR-PSF	9121	9121	544	566
551441 W-F SYN FIB<85% MIX COT PRINT				950
551443 O/W-FAB POL FIB MIX COT PRINT			575	575
551449 O/W-FAB SYN MIX COT>170G PRINT	1338	14039		4494
551511 O/W.FAB.P.S.F-MIX-VISC.UN-BLEC	47386	136218	7330	76415
551512 O/W.FAB.P.F- MIX-M.M.F.UN-BLEC	29314	30161		
551513 O/W FAB P.S.F.MIX WOL/F-HAI.BL	24842	104413	49056	109564
551519 O/W FAB POLY STAP FIB UN-BLECH	221	783		
551521 WOV FAB ARCYL FIB MIX.M.M.F.BL	321	321		
551529 O.WOV FAB- ARCYLIC FIB UN-BLEC	774	5237	1521	20760
551591 O/W FAB SY.FI. M-M.FILA.UN-BLE			2976	2976
551599 O.WOV FAB OF M.M.FILA.UN-BLECH	801	801		466
551611 W-FAB ARTI FIB 85%>BL/UN-BLEA	9633	9766	1993	6591
551612 W-FAB ARTI >85% BY WEIGH,DEYED	232713	751528	485260	1129186
551614 W-FAB ARTI FIB>85% WT PRINTED	306163	809253	1054290	2454814
551621 W-FAB ART FIB<85%WT MM.FILAM				39
551622 W-FAB ART FIB<85% WT MM-F DYED	108	125		1728

Contd.

10.11 Imports by Economic Categories (Detail)

(In Thousand Rupees)

Items	September, 2017	From July, 2017	September, 2016	From July, 2016
551623 W-FAB ART FIB<85%WT D-COL,MM-F	271	276		
551632 W-FAB ART FIB<85%WT,WOL/HAI DY			5660	5745
551641 W-FAB ART FIB<85%WT COT UNBL/B				1165
551642 W-FAB ART FIB<85%WT MX COT DYE	2411	2411	144	144
551643 W-FAB ART FIB<85%WT MIX COTTON		1324		
551644 W-FAB ART FIB<85% WT MIC PRINT			5446	6615
551692 W-FAB ART FIB<85%WT MIX O/F DY		669	859	12928
551693 W-FAB ART FIB<85%WT D-COL,O/FI		333		
560130 TEXTILE FLOCK,DUST & MILL NEPS	1417	3732	748	2802
560210 NEEDLELOOM FELT STICH-BOND FIB	4979	25921	1570	28392
560221 FELTS OF WOOL/HAIR,NOT COATED	68	566		281
560229 FELTS OTH TEXT MATE, NOT COATD	70	194		
560500 METALLISED YARN,TEXTILE YARN	248697	989731	315349	937317
560900 ARTICLES OF YARN,STRIP ROPE	1623	3124	790	4443
570110 CARPETS OF WOOL, HAND KNOTTED	27281	77525	6284	32250
570190 CARPETS,KNOT OF OTH TEX MATERL	153	227		344
570210 KECEM,SCHUMACKS,KARAMAE.ETC.	1749	7788	2888	5394
570220 FLOOR COVERING COCONUT FIBRES				320
570232 SYNTHETIC TURF SPORTS FIELDS		1521	321	1556
570239 CARPETS ECT.AOT.MADE O/TEX MAT	2113	2189		
570241 CARPETS, (MACHINE MADE)		2040	388	877
570242 SYNTHETIC TURF SPORTS FIELDS	49314	138620	33176	91599
570249 CARPETS ETC.MADE OTH.TEX MATEL				107
570299 RUGS OF COTTON		290		21
570310 CARPET ETC WOOL/FINE ANIM HAIR				182
570320 SYNTHETIC TURF SPORTS FIELDS.	21113	60867	10469	32322
570330 SYNTHETIC TURF SPORTS FIELDS.	43801	187553	40237	119367
570390 CARPET/TUFT CARS/VEH O-TEX MAT		233		32
570410 TILES, < 0.3 SQM AREA.	1672	4656		
570490 OTH CARPETS ETC.FELT N/TUFTED	35643	91227	23322	108924
570500 OTH CARPETS&OTH FLOOR COVERING	1361	7627	566	5709
580110 WOV.PILE FAB.CHENILLE FAB.WOOL		796	21	21
580121 UNCUT WEFT PILE FAB.OF COTTON.				370
580122 CUT CORDUROY, OF COTTON	5162	17136	4712	7445
580123 OTH WEFT PILE FAB.OF COTTON.		176		
580126 CHENILLE FABRICS, OF COTTON	705	3012		5746
580131 UNCUT WEFT PILE FAB.M-MADE FIB			6135	7927
580132 CUT CORDUROY, MAN-MADE FIBRES.		2242	151	18421
580133 OTH WEFT PILE FAB.M/MADE FIBRE		132		2594
580136 CHENILLE FAB. MAN-MADE FIBRES.	690	5302	40129	52233
580137 WARP PILE FABRICS OF COTTON	6965	37586	1635	3403
580190 OTH PILE&CHENILLE FAB.TEX.MAT	87883	237147	66726	210502
580219 OTH TERRY TOWEL/FABRICS,OF COT		118	18	527
580220 TERRY TOWEL/FABRICS, TEX.MAT		35	54	54
580300 GAUZE,OTHER THAN NARROW FABRIC		3		
580410 TULLES AND OTHER NET FABRICS	13775	75498	5197	10694
580421 LACE MACHINE MADE,M-MADE FIBRE	2533	9757	2269	3425
580429 OTH,LACE MACHINE MADE,OTH MAT.	56336	145860	41266	117703
580430 LACE HAND MADE		504	23	850
580610 WOV.PILE FAB.& CHENILLE FABRIC	43	3999	45	2380
580620 OTH WOV. FAB. ELASTOMERIC YARN	6987	40674	15413	43124
580631 OTH NARROW WOV FAB, OF COTTON.	198	1135	586	1416
580632 OTH NARROW WOV FAB,M/MADE FIB.	49745	155088	34054	102680
580639 OTH,NARROW WOV.FAB,TEX.MAT	2045	6301	758	11234
580640 OTH FABRICS,WARP W/OUT WEFTASM			16	77
580710 BADGES, WOVEN	86336	296205	74317	205653
580790 OTH,LABELS,BADGES&ART.TEX/MAT	25200	69409	16742	69037
580810 BRAIDS IN THE PIECE		34	1241	1241
580890 OTH,ORNAMENTAL TRIM,TASSEL ETC		1724	905	6091
580900 WOV FAB.OF METAL TAREAD/YARN.		17		14
581010 EMBROIDERY W/OUT VISIBLE GROND	124	124		

Contd.

10.11 Imports by Economic Categories (Detail)

(In Thousand Rupees)

Items	September, 2017	From July, 2017	September, 2016	From July, 2016
581091 OTHER EMBROIDERY,OF COTTON	297	297	108	553
581092 OTH EMBROIDERY,M-MADE FIBRES	4320	12187		
590190 BUCKRAM	72866	241735	41735	189054
590210 TYRE CORD FAB HIT.YARN NYLPLMD	93071	428277	113121	474672
590220 TYRE CORD FAB H/T YARN POLYSTR	19271	60621	26355	61996
590390 OTH,TEX FAB IMP,LAM, PLASTIC.	145476	593048	294475	865304
590800 TEX WICKS,WOVEN,LAMP,LIGHTERS		83	22	106
590900 TEX HOUSE PIPING/TEX TUBING.	7461	47402	2187	16182
591190 O-DRYER SCREEN, PAPER MAKING	39617	108119	14254	60376
600110 LONG PILE FAB,KNIT/CROC.UN-BLE	1654	12132	973	4049
600121 LOOPED PILE FAB,COTTON.UN-BLEC			623	623
600122 LOOPED PILE FAB,M.M.FIB.UN-BLE		3723	7600	39559
600129 LOPED PILE FAB,O-TEX MAT.UN-BL	2998	27655	4645	26913
600191 PILE FAB,KNIT/CRO OF COT.UN-BL		2836		
600192 PILE FAB,KNIT/CRO,M-M-F.UN-BLE	1304112	3132063	1143455	2494347
600199 PILE FAB,KNIT/CROCH,O-T.M.UNBL	10801	28163	789	15601
600240 KNIT CROCH FAB<30CM,ELASTOME5%	16764	17389		
600290 OTH,KNIT/CROC FAB<30CM,ELAST5%	104	1375	2794	6804
600310 KNIT/CRO FAB WOL/H W-30CM.UNBL			2	2
600330 KNIT/CRO SYN-FIB W-30CM.UN-BLE				1167
600390 O.KNIT/CRO FAB W-30CM.UN-BLE				1058
600410 KNIT/CRO FAB WD>30CM ELASTYR5%	20468	41035	6760	9940
600490 OTH KNIT/CRO FAB WD>30CM ELAST	5819	17027	2500	12298
600521 WRAP KNIT FAB OF COT UN-BLECHE	7671	8796	735	780
600522 WRAP KNIT FAB OF COTTON DYED	10742	14459	495	2057
600524 WRAP KNIT FAB PRINTED		741		7348
600535 WRAP KNIT FAB SYNTHETIC FIBRE	19908	49488		
600536 WRAP KNIT FAB SYN.FIB UN-BLE	14125	56133	1836	25176
600537 WRAP KNIT FAB SYN.FIBRE DYED	32663	149326	278810	824583
600538 WRAP KNIT FAB SYN.FIB DIF COLO				697
600539 WRAP KNIT FAB SYN.FIB PRINTED	22686	97585	9001	40316
600542 WRAP KNIT FAB ART FIB DYED	5201	22768	1390	3425
600544 WRAP KNIT FAB PRINTED	8898	15477		454
600590 WR KN FAB O/TH H6001,6004.UNBL	23786	62733	11537	17755
600621 OTH KNIT/CRO FAB COTTON UN-BLE		308		1639
600622 OTH KNIT/CRO FAB COTTON DYED	71	1028		237
600624 OTH KNIT/CRO FAB COTON PRINTED	231	678	1359	8911
600631 O-KNIT/CRO FAB SYN.FIB UN-BLEA	18188	32406		3753
600632 OTH KNIT/CRO FAB SYN.FIB DYED	402915	1447545	164296	667904
600633 OTH KNIT/CRO FAB SYN.FIB COLOR	2421	6369	7148	7809
600634 OTH KNIT/CRO FAB SYN.FIB PRINT	13408	29173	1005	11434
600642 OTH KNIT/CRO FAB ART FIB DYED	303	588	3088	3088
600644 OTH KNIT/CRO FAB ART FIB PRINT				7191
600690 OTH KNITTED CROACHE FAB.UN-BLE	17264	42366	3523	25874
610120 MEN/BOYS OVERCOAT/SIM ARTICLE	597	1017	1169	1311
610130 MEN/BOYS WIND JACKET/SIM ART.	149	163	150	317
610190 OVERCOAT ETC.MEN OTH TEX KNIT.	1051	5959	2060	8386
610220 APPAREL/CLOTH ACCES,OF COTTON,		1013	155	188
610230 APPAREL/CLOTH ACCES,M-MADE FIB	655	1657	32367	36019
610290 APPAREL/CLOTH OF TEX MATEL,	50	570	291	2015
610310 SUITS MEN'S/ BOYS KNITTED/CROC	11201	18072	11362	24659
610322 MEN/BOYS,ENSEMBLE,COTTON,KN/CR	559	1877		209
610323 MEN/BOYS,ENSEMBLE SYN/FIB,KNIT	162	162	13	13
610329 MEN/BOYS,ENSEMBLE OTH TEX MAT,	1541	2487	302	2116
610331 JACKET/BLAZER MEN/BOY,WOOL F/H		253		
610332 JACKET/BLAZER MEN/BOY COT/KNIT	14177	27615	22756	24950
610333 JACKET/BLAZER MEN/BOYS SYN FIB	2728	3486	11359	11650
610339 JACKET/BLAZER MEN/BOYS OTH TEX	70870	131496	89714	164552
610342 TROUSERS,ETC.MEN/BOYS COT/KNIT	2772	5543	1471	4045
610343 TROUSERS, ETC.MEN/BOYS SYN FIB	583	738		1561
610349 TROUSERS,ETC.MEN/BOYS TEX MAT	11300	75082	66467	95463

Contd.

10.11 Imports by Economic Categories (Detail)

(In Thousand Rupees)

Items	September, 2017	From July, 2017	September, 2016	From July, 2016
610419 WOMEN/GIRLS,SUITS OTH TEX MAT	5466	8839	2533	12285
610422 WOMEN/GIRLS,ENSUMBLE,COTT/KNIT		104		54
610429 WOMEN/GIRLS ENSEMBLE,TEX MAT	949	986	373	384
610432 JACKET/BLAZER W/GIRL COT KN/CR	1569	3580	96	448
610433 JACKE/BLAZER W/GIRL SYN KN/CR	69	10501	1002	3632
610439 JACKE/BLAZ W/GIRL OTH TEX K/CR	25645	50860	10487	12478
610441 DRESSES W/GIRL WOOL/HAIR KN/CR			7	7
610442 SHISHA EMBROIDERED DRESS COTTO	2801	3996	1048	3913
610443 DRESSES W/GIRL SYN FIB KNIT/CR	661	835		142
610444 DRESSES W/GIRL ARTFIB KNIT/CR	135	149		59
610449 DRES W/GIRL OTH TEX MAT KNT/CR	1187	1566	101	1401
610452 SKIRTS/D-S W/GIRL COT KNIT/CRO		16	8	8
610453 SKIRTS/D-S W/GIRL SYN KNIT/CRO	33	33		
610459 SKIRTS/D-S W/GIRL OTH TEX K/CR	7	196	22	459
610462 TROUSERS ETC OF COTTON KNI/CRO	665	6414	1003	2556
610463 TROUSERS ETC OF SYN FIB KNITED	973	2289	36	879
610469 TROUSERS ETC OF OTH TEX MAT KN	3161	5299	630	1045
610510 SHIRTS MEN/BOYS COTT KNIT/CRO	9014	20414	5247	19796
610520 MEN/BOYS SHIRTS M-MAD FIB K/CR	59522	188249	2587	3676
610590 MEN/BOYS SHIRTS O/TEXTILE K/CR	50797	166428	126244	167667
610610 W/GIRL SHIR/BLOUSES COT KN/CRO	936	2367	2153	6367
610620 W/GIRL SHIR/BLO M/MADE FIB K/C	45	569	22143	25952
610690 W/GIRL SHIR/BLOU OTH TEXMATK/C	1414	3124	1003	2582
610711 UNDERPANTS ETC M/BOY COT KN/CR	1173	4788	292	5317
610719 UNDERPANT ETC M/BOYS OTH T/MAT	18	36	372	1140
610721 NIGHTSHIRTS OF COTTON,	18	619	84	961
610722 NIGHTSHIRT OF MAN-MADE FIB KNT			11	11
610729 NIGHTSHIRT/PYJAMAS OTH TEX MAT	3819	8124	278	310
610791 BATHROBES ETC OF COTTON M/BOYS		419	86	86
610799 BATHROBE ETC OF OTH TEX KN/CRO	71	1389	372	1214
610811 WO/GIRL SLIP,PETTICOAT KNIT/CR		13		
610821 W/GIRL BRIE/PANTIES COT KN/CR		499	39	195
610829 W/GIRL BRIEF/PANTIES OTH T/MAT	123	2236	18	612
610831 W/GIRL N-DRESS/PAJAMA COT KN/CR	237	1145		478
610832 W/GIRL N-DRESS/PAYJAMS M/M FIB		271		
610839 W/GIRL N-DRESS/PAJAMAS TEX MAT	886	3046	327	4556
610891 BATHROBE W/GRL COTTON KNIT/CRO		48		1
610892 BATHROBE W/GRL MAN-MADE KN/CRO		101		228
610899 BATHROBE W/GRL OTH TEX KNI/CRO	75	223	69	180
610910 T-SHIRT,SINGLETS,WAISTCOT K/CR	9630	32792	10064	27326
610990 BALUCHI/PESHAW VEST O/TEX KN/C	8331	23670	16401	30178
611011 JERSEY,PULOVER,CARDIGAN,WOLLEN	2146	2673	888	3903
611012 JERSEY,ETC. WOOL, KASHMIR GOAT	3	6		3
611019 OTH JERSEY PULOVER ETC.WOOLEN	31228	66303	36815	55206
611020 JERSEY, PULOVER ETC.OF COT K/C	15515	23731	17879	28240
611030 JERSEY, PULOVER M/MADE FIB K/C	15295	21001	5645	10121
611090 JERSEY,ETC. OTH TEXT. MATERIAL	10592	28154	205264	243562
611120 BABY GARMENT OF COTTON KNIT/CR	26730	60571	7227	10903
611130 BABY GARMENT OF SYN FIB KN/CR	1385	4004	12900	22639
611190 BABY GARMENT OF OTH TEX KNI/CR	117026	384774	274050	384240
611211 TRACK SUITS COTTON KNIT/CROCH		24	44	76
611212 TRACK SUITS SYB FIB KNIT/CROCH		758	237	419
611219 TRACK SUITS OTH TEX MAT KNI/CR	145	466	36	1215
611220 SKI SUITS OF WIMEN KNIT/CROCHD		7		
611231 MEN/BOYS SWIMWEAR SYN FIB K/CR		201		
611239 MEN/BOYS SWIMWEAR OTH TEX K/CR	467	790		872
611241 WOM/GIRL SWIMWEAR SYN FIB K/CR				81
611249 WOM/GIRL SWIMWEAR OTH TEX K/CR	13	100	17	56
611420 OTH GARMENT COTTON KNIT/CROCH	370	388	4631	5852
611430 OTH GARMENT MAN-MADE FIB KN/CR	3015	3901	186	254
611490 OTH GARMENT,OTH TEX MAT KN/CRO	4572	7531	9091	20061

Contd.

10.11 Imports by Economic Categories (Detail)

(In Thousand Rupees)

Items	September, 2017	From July, 2017	September, 2016	From July, 2016
611510 SOCKS	43584	150952	54834	124794
611521 O-PANTY HOSE&TIGHTS S-FIB<67DX	1039	1689	114	1162
611522 O-PANTY HOSE&TIGHTS S-FIB>67DX	117	178	244	244
611529 O-PANTY HOSE OTH-TEXTILE MATE	22483	60756	10402	28717
611530 OTH W-MEN SOCKS DECITEX< 67/SY	9102	27376	17640	60341
611594 OTH HOSIERY WOOL/FINE ANI HAIR	18	25		
611595 OTH HOSIERY OF COTTON	4272	39428	3322	6257
611596 OTH HOSIERY OF SYNTHETIC FIBRE		17		
611599 OTH HOSIERY OF OTH TEX MATERIL	1333	3919	379	4142
611610 GLOV,MITTEN,ETC PCAS/RUBER K/C	122	4486	341	926
611691 GLOVE,MITTN,MIT KN/CR WOL/HAIR	10	10		
611692 GLOVE,MITTENS ETC KN/CROC COTT	2	362	230	634
611693 GLOVE,MITTENS ETC KNIT SYN FIB	3548	6105	223	2028
611699 GLOVE,MITTENS ETC KNIT TEX MAT	5509	9199	2196	5831
611710 SHAWLS, KNITTED OR CROCHETED	9533	21372	3017	33729
611780 OTH MADE UP CLOTHING ACCESRIES	614	2231	83	741
611790 PARTS OF GARMENT OR CLOTH ACSS	763	2111	86	177
620111 MEN/BOYS OVERCOAT WOOL NOTKNIT			16	16
620112 MEN/BOYS OVERCOAT COT NOT KN/C		612	5	5
620113 OVERCOAT MAN-MADE FIB NOT KNIT	148	482	450	546
620119 OVERCOAT SIM ART OTH TEX MATER	1776	2121	633	6565
620191 OTH OUTER GARMENT WOOL MEN/BOY	128	128	717	717
620192 OTH OUTER GARMENT COT MEN/BOYS	3348	4315	24	1076
620193 OTH OUTER GAR M/MADE FIB M/BOY	1132	1250	109	251
620199 OTH OUTER GAR OTH TEX MAT M/BY	702	2245	253	3578
620211 OVERCOAT ETC W/GRL WOOL N/KNIT		609		
620212 OVERCOAT ETC W/GRL COT N/KNIT	11	353	426	638
620213 OVERCOAT ETC W/GRL M/MAD N/KNT	501	1471	581	630
620219 OVERCOAT ETC W/GRL O/TEX N/KNT	1071	11658	165	887
620291 SKI/JACKET W/GRL WOOL NOT KNIT	29	108		28
620292 SKI/JACKET W/GRL COT NOT KNIT		18		44
620293 SKI/JACKET W/GRL M/MADE N/KNIT	728	813	315	388
620299 SKI/JACKET W/GRL TEX MAT N/KNIT	700	852	308	971
620311 SUIT MEN/BOYS OF WOOD NOT KNIT		156	1691	1691
620312 SUIT MEN/BOYS SYN FIB NOT KNIT	19835	28580	13	37
620319 SUIT MEN/BOYS COTTON NOT KNIT	38607	64095	45973	54900
620322 ENSEMBLE MEN/BOY COT NOT KNIT	1804	6351	2657	5804
620323 ENSEMBLE MEN/BOY SYN FIB N/KNT		376	452	1037
620329 ENSEMBLE MEN/BOY OTH TEX N/KNT	7132	8458	6896	7910
620331 JACKET ETC MEN/BOY WOOL N/KNIT	135	135	5	5
620332 JACKET ETC MEN/BOY COT N/KNIT	4249	6456	3023	4507
620333 JACKET ETC MEN/BOY SYN FIB N/K	5905	21310	2413	3830
620339 JACKET ETC MEN/BOY OTH TEX N/K	24433	71842	46628	86776
620341 TROUSER (INCLUDING SHALWAR)	335	7875	585	4040
620342 OTH TROU BIB M/BOY COTT N/KNIT	8914	45168	14982	47630
620343 OTH TROU BIB M/BOY SYN N/KNIT	8835	36325	2183	2580
620349 OTH TROU BIB M/BOY TEXT N/KNIT	17683	38183	12108	26444
620411 SUIT WOMEN/GRL OF WOOL N/KNT				26
620412 SUIT WOMEN/GRL OF COT N/KNIT				59
620413 SUIT WOMEN/GRL OF SYN N/K			648	648
620419 SUIT WOMEN/GRL OF TEX MAT N/K	4863	6807	10581	17534
620422 ENSEMBLE WOMEN OF COT N/KNIT		273		
620429 ENSEMBLE WOMEN OF TEX FIB N/K	62	550	343	366
620432 JACKET W/GRL OF COT N/KNIT		812	200	900
620433 JACKET W/GRL OF SYN FIB N/KNIT	972	3348	660	1132
620439 JACKET W/GRL OF TEX MAT N/KNIT	190	865	751	790
620441 DRESSES W/GRL WOOL NOT KNITTED	2	2		
620442 SHISHA EMBROIDERED DRESS COTTO	2528	10084	3168	8936
620443 DRESSES W/GRL SYN FIB NOT KNIT	203	487	360	662
620444 DRESSES W/GRL ART FIB NOT KNIT	254	409		5454
620449 DRESSES W/GRL TEX FIB NOT KNIT	101	744	447	1755

Contd.

10.11 Imports by Economic Categories (Detail)

(In Thousand Rupees)

Items	September, 2017	From July, 2017	September, 2016	From July, 2016
620451 SKIRTS W/GRL WOOL NOT KNITTED	45	66		
620452 SKIRTS W/GRL COTTON NOT KNIT	47	204	39	250
620453 SKIRTS W/GRL SYN FIB NOT KNIT	29	62	21	21
620459 SKIRTS W/GRL TEX FIB NOT/KN/CR		283	25	42
620462 GHAGRA OF COTTON	3564	12849	2344	8081
620463 GHAGRA OF SYNTHETIC FIBRES	2397	3616	94	233
620469 GHAGRA OF OTH TEXTILE MATERIAL	497	14408	4410	37485
620520 BALUCHI KAMEEZ OF COT MEN/BOY	6843	28719	3998	20790
620530 SHIRTS MEN/BOYS OF M/MAD N/KNT		632	194	198
620590 SHIRTS MEN/BOYS OF WOOL/H N/K	3814	15303	3123	9912
620610 BLOUSES W/GRL SILK NOT KNITTED	12	12	329	3348
620620 BLOUSES W/GRL WOOL NOT KNITTED		714		
620630 MULTANI CHOLI OF COTTON W/GRL	3638	14008	190	781
620640 MULTANI CHOLI M-MADE FIB W/GRL	3455	6685		779
620690 MULTANI CHILI OTH TEX MATERIAL	519	3089	2062	3240
620711 UNEDERPANT ETC M/BOR COTTON			368	1780
620719 BALUCHI/PESHAW VEST O-TEX N-K		117	83	181
620721 NIGHTSHIRT/PYJAMA MEN COT N/K	56	292		27
620729 NIGHTSHIRT/PYJAMA MEN T/MAT NK		64		351
620791 BATHROB ETC MEN COTTON N/KNIT				21
620799 BATHROB ETC MEN TEX MAT N/KNIT	22	1202	534	1299
620811 SLIPS/PETTICOAT W/GRL COT N/NK			370	395
620819 SLIPS/PETTICOAT W/GRL T/MAT NK			232	1396
620821 NIGHTDRESS/PYJAMA WOMEN COT NK		531	34	34
620822 NIGHTDRESS/PYJAMA WOMEN M/M NK	69	1647	71	83
620829 NIGHTDRESS/PYJAMA WOMEN T/M NK	2696	4030	2698	6949
620891 BATHROB ETC W/GRL COTTON N/NK	85	992	446	590
620892 BATHROB ETC W/GRL M/MAD FIB NK	452	452		
620899 BATHROB ETC W/GRL TEX MAT N/NK	86	382	476	1103
620920 BABIES GARMENT COTTON N/KNIT	1750	7161	6070	6842
620930 BABIE GAR&CLOTH SYN FIB N/KNIT	92	1204	1594	2072
620990 BABIES GARME OF OTH TEXTI MATE	3326	9855	21689	30631
621010 GAR MADE UP FAB H-56.02/56.03	689	1245	1160	2577
621020 OTH GAR MEN/BOY H-6201-11,19	16	16	28	78
621030 OTH GAR WOM/GRL 6202.11 TO 19		11		
621040 OTH MEN/BOYS MADE UP FAB	1054	1384	297	431
621050 OTH MEN WOMEN/GIRL FAB N/KNIT	214	268	18	229
621111 SWIMWEAR MEN/BOYS NOT KNITTED			169	915
621112 SWIMWEAR WOM/GIRL NOT KNITTED	14	22	5	51
621132 OTH GAR MEN/BOYS OF COTTON	1311	1422		1094
621133 OTH GAR MEN/BOYS OF M/MADE FIB	99	2152		1513
621139 OTH GAR MEN/BOYS OF TEX MATERI	758	2983	343	1467
621142 OTH GAR WOM/GIRL OF COTTON	16	269		
621143 OTH GAR WOM/GIRL OF M/MADE FIB	734	2279		22
621149 OTH GAR WOM/GIRL OF TEX MATERI	207	3578	502	10395
621210 BRASSIERES	52629	135588	37939	88340
621220 GIRDLES AND PANTY-GIRDLES	1003	2632	3717	6969
621230 CORSELETTES			13	13
621290 BRACES,SUSPENDERS,GARTER&PARTS	9363	24229	12114	42955
621320 HANDKERCHIEFS OF COTTON	1758	2899	1507	3296
621390 HANDKERCHIEFS OF OTH TEX MAT	4745	17647	2599	12917
621410 SHAWLS,SCARVES ETC & LIKE SILK			161	161
621420 SHAWLS,SCARVES ETC & LIKE WOOL	399	937		
621430 SHAWL,SCARVE ETC&LIKE SYN FIB	859	1452	404	10939
621440 SHAWL,SCARVE ETC&LIKE ART MAT		63		
621490 SHAWLS OF OTH TEXTILE MATERIAL	19911	57382	8235	62993
621510 TIES,BOW TIES&CRAVATS OF SILK	429	1387	111	1147
621520 TIES,BOW TIES&CRAVATS M/M FIB	122	446	68	363
621590 TIES,BOW TIES&CRAVATS TEX MAT	1750	6924	4994	6299
621600 GLOVES OF TEXTILE FABRICS	9094	16090	8645	33575
621710 MADE UP CLOTHING ACCESSORIES	7424	12587	1913	8300

Contd.

10.11 Imports by Economic Categories (Detail)

(In Thousand Rupees)

Items	September, 2017	From July, 2017	September, 2016	From July, 2016
630110 ELECTRIC BLANKETS	1089	1089	155	164
630120 BLANKET/TRAVEL RUGS OF WOOL/H		32	288	587
630130 BLANKET/TRAVEL RUGS OF COTTON	63	396	85	129
630140 BLANKET/TRAVEL RUGS OF SYN FIB	283199	897898	746003	1284462
630190 BLANKET/TRAVEL RUGS OF TEX MAT	6974	14093	9066	24221
630210 BED SHEETS,KNITTED/CROCHETED	11078	30702	11498	31886
630221 OTH BED LINEN,PRINTED,M/KNIT		8126	4660	10989
630222 OTH BED LINEN,PRINTED M/MADE				5339
630229 OTH BED LINEN,PRINTED MILL-MAD		19		131
630231 BED SHEETS OF COTTON MILL-MADE	54	6649	154	154
630239 BED SHEETS OTH TEX MAT HANDLOM	470	1167	55232	107156
630240 TABLE LINEN KNITTED/CROCHETED		113		
630251 TABLE COVER OF COTTON MILLMADE			58	196
630253 TABLE LINEN OF MAN-MADE FIBRES		16		
630259 TABLE LINEN OF OTH TEX MATERIA		201		
630260 TOWELS OF COTTON MILL-MADE	15630	18057	686	2199
630291 OTH COT TOIL\KIT LIN MILL MADE		186	55	55
630293 TOILET/KITCHEN LINEN M/MAD FIB		88		228
630299 TOILET/KITCHEN LINEN TEX MAT			1006	1229
630312 CURTAINS/BLINDS/VALANCE SYN FIB		1392		282
630319 CURTAINS/BLINDS/VALANCE TEXMAT		141	273	463
630391 CURTAINS OF COTTON MILL-MADE		4428	46	275
630392 CURTAINS OF SYN FIB MILL-MADE	6681	45077	510	8713
630399 OTH CURTAINS/VALANCE OF TEXMAT	157	1530	171	870
630411 BED-SPREADS KNITTED/CROCHETED			11	11
630419 BED-SPREADS, OTHERS		206	120	323
630491 OTH KNIT/CROCH F-ART O/TH94.04	1408	1814	214	909
630492 OTH FURNISHING ARTICLE COT KNT		757	18	155
630493 OTH FURNISHING ARTICLE SYN FIB		229	1680	1701
630499 OTH FURNISHING ARTICLES TEXMAT	619	662	240	240
630510 SACK/BAGS OF JUTE OTH TEX FIB	48535	211619	39210	102041
630520 SACKS AND BAGS OF COTTON	58	92		65
630532 FLEX INTER BULK CONT OF>1000KG	827	3397		5679
630533 SACK/BAGS OF POLYETHYLENE/PROP	8650	12050	15439	39699
630539 OTH SACK/BAGS MAN-MADE TEX MAT	34975	116135	9576	62170
630590 SACKS/BAGS OTH TEX MATERIAL	1092	4195	227	2500
630612 TARPULINS,OF SYNTHETIC FIBRES	13960	64852	32515	111528
630619 TARPULINS OF OTH TEX MATERIAL		4735		22681
630622 TENTS OF SYNTHETIC FIBRES	2072	6577	166	1684
630629 TENTS OF COTTON	1927	5715	191	6262
630630 SAILS OF OTH TEXTILE MATERIAL				285
630690 OTH CAMPING GOODS OTH TEX NAT		285	9	324
630710 DISH-CLOTH	5454	69892	3609	7200
630720 LIFE-JACKETS AND LIFE-BELTS	8252	17498	1457	12219
630790 SHOPPING BAGS, KNITTED	66025	286323	40196	128704
631090 USED&NEW RAGS,SCRAP ETC TEXMAT	11004	22181	6122	11117
640110 FOOTWEAR INCORPORATPROTE M-TOE	551	677		11
640192 OTH FOOTWEAR COVERING ANKLE	2944	5421		
640199 OTH FOOTWEAR NES UPPER NOT FXD	1701	4493		143
640219 OTH SPORTS F-WEAR SOLES RUB/PL	525	6644	6913	64347
640220 F-WEAR WITH UPPER STRAP ASSEMB	10112	32659	1115	14468
640291 F/WEAR COV ANKLE SOLE/UPPERS	22	1173		14
640299 OTH F/WEAR SOLE/UPPER RUB/PLAS	37072	174936	24545	153384
640319 OTHER; SPORTS FOOTWEAR	12076	34904	45331	120862
640320 FOOTWEAR OUTER SOLE OF LEATHER		153	156	10237
640340 OTH FOOTWEAR WITH METLTOE CAP	6405	24722	9535	24833
640351 OTH FOOTWEAR SOLE COV ANKLE	168	1272		
640359 OTH FOOTWEAR OUTERSOLE LEATHE	51	1580	478	1006
640391 OTH F-WEAR OUTERSOLE COMP LEA	19	19	132	1088
640399 OTH F-WEAR O/S RUB, PLAS, LEA	14843	131574	99872	193085
640411 SPORTS FOOTWAR SHOES RUB/PLAS	61891	175498	70531	168230

Contd.

10.11 Imports by Economic Categories (Detail)

(In Thousand Rupees)

Items	September, 2017	From July, 2017	September, 2016	From July, 2016	
640419	OTH FOOTWEAR OUTER SOLE RUB/PL	730211	2009675	550327	1665747
640420	FOOTWEAR OUTERSOLE COMP LEATHR	516	2393	1546	3346
640510	FOOTWEAR UPPER/COMP LEATHER	327255	688075	134215	864042
640520	FOOTWEARS UPPER TEX MATERIAL	1672	6742	45782	103203
650400	STRAW HATS	40	137	402	703
650500	OTH HATS AND HEADGEAR KNITTED	18793	52364	10497	22256
650610	SAFETY HEADGEAR	16282	66374	34363	84011
650691	OTH HEADGEAR RUBBER/PLASTICS	416	5532	290	1009
650699	OTH HEADGEAR OF OTH MATIRIALS	810	2130	682	7466
650700	HEADBAND LINING COVERHAT FOUN	521	2866	454	1989
660110	GARDEN OR SIMILAR UMBRELLAS	824	1884	5366	9567
660191	OTH UMB WITH TELESCOPIC SHAFT	11	306		
660199	OTH UMBRELA/SUN UMBRELLAS	12310	38160	10682	31973
660200	WALKING STICKS AND SEAT STICKS	414	3453	154	3266
660320	UMBRELLA FRAMES INCL F/MOUNTED			47	63
660390	OTH PATS/FITTING UMBRELLAS		48	8	98
670210	ART FLOWER, FRUIT OF PLASTIC	9265	22673	5743	16942
670290	ARTIFICIAL FLOWER,FOLIAG O/MAT	26423	66007	14807	72445
670411	COMPLETE WIG OF SYN.TEXT MAT.	113	241	105	105
670419	OTH BEARD, EYE BROW SYN.TEX MA	85	497	86	3330
670420	WIGS,BEARDS OF HUMAN HAIR		1	18	18
691090	OTH CERAMIC SINKS WASHBASIN PE	3642	15021	1424	2434
691110	DINNER STES OF PORCELAIN/CHINA	190041	508707	134891	405594
691190	OTH HOUSEHOLD ARTICLES OF PORN	37444	117266	24632	78044
691200	TABLE/ KITCHENWARE O/TH CHINA	6655	38925	15009	57652
691310	STATUT ORNAMENT PORCELAIN CHI	264	649	131	1831
700992	FRAMED GLASS MIRRORS	13926	35479	8926	24585
701010	AMPOULES	8783	18399	2738	12487
701020	STOPPERS,LIDS AND OTH CLOSURES	6260	19253	1432	9529
701190	OTHER, GLASS ENVELOPES	68	68	260	1713
701310	INDOOR DECOR OF GLASS CERAMICS	14919	41704	5600	16846
701322	STEMWARE DRIN GLA LEAD CRYSTAL	108	108		
701328	OTH STEMWARE DRINKING GLASS	5679	14541	708	9559
701333	O-DRINKING GLASS LEAD CRYSTAL		32		
701337	OTH DRINKING GLASS O/T GL-CEMI	11712	39698	10785	28049
701342	G-WARE LINEAR C-EXPENSION-5x10				87
701349	O-GL-WARE L-C-EX=5x10 T,0-300C	299078	885890	170277	638290
701391	OTH GLASS-WARE OF LEAD CRYSTAL		165		54
701590	OTH CLOCK/WATCH/NON-CORRETVE	176	376	104	175
701690	OTH PAVING BLOCKS/SLABS/BRICKS	442	1074	50	2344
701710	QUART REACTOR TUBE & HOLDERS	3878	16644	7065	16132
701720	LAB HYG/PHAR GLASSWARE L/C=10K		131	22	1171
701790	OTH LAB GLASSWARE ETC N.S.	10831	27659	11410	35463
701810	GLASS BEADS, S/PERAL/PRE-STON	96110	288699	50902	198925
701820	GLASS MICROSPHERRES=1MM DIA	16432	33404	8880	20989
701939	OTH WEBS,MATTRESSES,BOARD ETC	54397	271248	46024	233789
701940	WOVEN FABRICS OF ROVINGS	242	7434	3491	7013
701951	TYRE CORD FABRICS WIDTH>30 CM	653	2700	1292	1664
701952	OTH WOV FAB WID<30CM WT<250G/M		9		3
701990	INSULATING SLEEVES	40211	178106	32569	93148
711299	OTH WASTE/SCRAP PRECIOUS METAL	846	2676	1014	2641
711311	ARTICLE OF JEWELLERY OF SILVER		7208		
711319	JEWELLERY OF GOLD	272	1440	28	16663
711320	ART(JEWELRY)BASE MTL-CLD P-MTL				8
711411	ART OF SILVER WARES W/N PLATED				33
711419	ART OF PRE METALS W/N PLAT	114	114		22
711510	CATALYST INFORM WIRE/GRIL PLAT	15668	15668		416
711590	OTH ART PREMET/MET CLAD P/MTL	36391	120059	1432	15304
711620	ART PRECIOUS/SEMI-PRE STONES		24	35	35
711711	CUFF-LINKS/STUDS-BASE METAL	214	2026	381	1813
711719	OTH IMITATION JEWELLERY B/METL	90658	332082	123510	346546

Contd.

10.11 Imports by Economic Categories (Detail)

(In Thousand Rupees)

Items	September, 2017	From July, 2017	September, 2016	From July, 2016
711790 OTH IMITATION JEWEL B/METL,N.S	14807	79417	15779	38094
731829 OTH COACH SCREW,BOLTS,NUT I/S	17160	62223	9289	28355
731940 SAFETY PINS & OTHER PINS	4073	10012	1473	8254
732090 SPRING,LEAVES UN-MNF VIDO CASS	38662	122913	19112	79237
732111 COOKING RANGES	24870	109859	21874	91074
732112 COOK APPLI/PLAT WARMER LIQ FUL				50
732119 O-COKING APPLI INCL SOLID FUEL	4454	25697	4783	24454
732181 OTH APPLI FOR GAS & OTH FUELS	1452	11191	89	2117
732189 OTH APPL INCL APPLI SOLID FUEL	41	270	2	41
732290 AIR HEATER&HOT AIR DISTRIBUTER	400	114371	117	37792
732310 IRON/STEEL WOOL,POT SCROEL ETC	30547	97096	21062	53697
732391 OTH BUCKETS OF CAST IRON ENAMA	263	356	170	298
732392 OTH H-HOLD ART CASTIRON ENAMA		185	152	270
732393 OTH DOMESTIC UTEMSILS STA-STEL	6010	19964	1749	9157
732394 OTH DOMESTIC UTENSIL IRON/STEL	25611	99492	27996	73644
732399 OTH H-HOLD ARTCL, PART THEREOF	67250	181154	48017	135452
732410 SINKS OF STAINLESS STEEL	10333	28570	12204	26105
732421 BATH TUBS CASTIRON W/N ENAMEL	593	4539	5205	9299
732429 OTH BATH,SINK,W-BASIN ENA IRON	12723	43119	11717	41863
741539 OTH THREAD ARTICLES OF COPPER	1174	14528	170	2719
741820 OTH SANITARY WARE,PARTS COPPER	1333	1372	83	259
741991 CAST,MOULDED,STAM,FORGED,COPPE	87	2093	1378	1608
750720 TUBE OR PIPE FITTING NICKEL	8	918	5	1098
761490 OTH STRAN WIR,ROP,CABL,PL ALUM	5501	1404083	141524	420518
761510 TABLE,KITCH,POT POLISHPAD ALUM	11959	40613	8612	19221
761520 SANITARY WARE&PATS OFALUMINIU	63	226		11
761610 NAILS,BOLT,NUT,SCREW ETC ALUMI	327	1425	218	2035
761691 CLOTH,GRIL,FENCING OF ALUM WIR	2634	2770	2992	3242
790500 ZINC PLAT SHEET, STRIP & FOIL		396		34
800300 TIN BAR, ROD, PROFILE AND WIRE		295	95	156
810430 RASPINGS,TUMINGS,ETC MAGNESIUM		5		
820900 PLATE STICK,TIPS TOOL CERMET	5235	23898	8263	19828
821000 HAND-OPERATE MECHANICAL APPL	4415	22435	4922	19254
821110 SETS OF ASSORTED ARTICLES	143	146	59	91
821191 TABLE KNIVES HAVING FIX BLADE.	891	6875	2196	6114
821192 OTH KNIVES HAVE FIXED BLADES.	6193	14547	4630	10840
821193 KNIVE OTH THAN FIXE BLADES.	266	2277	49	802
821194 BLADES	1133	2742	113	826
821195 HANDLES OF BASE METAL	71	121		118
821210 RAZORS	91332	222655	52656	180618
821220 SAFETY RAZOR BLADES,	17191	91586	48474	89440
821290 OTHER PARTS	2026	6322	3618	8579
821300 SCISSORS,TAILORS,SHEARS BLADE	4547	12239	2611	10074
821410 PAPER KNIVES,LETTER OPENER,ETC	18052	49388	11773	30409
821420 MANICURE OR PEDICURE SETS.	2308	6491	3579	10390
821490 OTH ARTICLES OF CUTLERY .	8052	19390	7679	15948
821510 SET OF ASORTED ARTICLE-PRECMTL		11	132	176
821520 OTH SETS OF ASSORTED ARTICLE.	14579	42329	875	5320
821591 OTH ARTICLE,NOT INSETS,PLATED		10	24	41
821599 SPOONS	7301	30566	4514	18404
830110 PADLOCKS	70959	311677	120283	366810
830120 DOOR LOCKS VEH-H-8704.3190,11	9770	23109	7823	20048
830130 LOCKS FOR FURNITURE	93401	208557	52981	148105
830140 OTHER LOCKS	83140	254530	55654	188500
830150 CLASPS AND FRAMES WITH CLASPS.	52	11238	5	563
830160 PARTS OF LOCKS	14627	35014	4881	14832
830170 KEYS PRESENTED SEPARATELY	1452	4915	2321	4603
830210 HINGES,VEH-H-8704.2299,8703	45801	132758	23257	95972
830220 CASTORS	21057	77617	8683	67837
830230 LATCH ASS-DOORS CARS-H-8703,04	643	8731	265	1311
830241 OTH MOUNTING,FITING BUILDING	10339	16255	3277	7214

Contd.

10.11 Imports by Economic Categories (Detail)

(In Thousand Rupees)

Items	September, 2017	From July, 2017	September, 2016	From July, 2016
830242 OTH MOUNTING,FITING FURNITURES	129918	318884	47329	159573
830249 OTH FITINGS OF BASE METAL N.S.	34564	132678	22416	87611
830250 HAT-RACKS,HAT-PEGS,BRACKET&FIX	4309	16149	1127	3017
830300 ARMoured/REINFORCED SAF B-MTL.	7996	17025	5722	7755
830400 FILING CARD-INDEX CABINET/TRAY	1435	4453	829	6208
830510 FITTING FOR LOOSE-LEAF BINDERS	2016	2342	2314	4068
830520 STAPLES IN STRIPS	13028	47187	4985	34141
830590 OTH, INCLUDING PARTS	10453	32916	7772	27300
830610 BELLS,GONGS ETC.ELECTRIC METAL	1859	3952	815	1842
830621 STATUETT OTH ORNAMENT BASE MTL		1		7
830629 OTH STATUETT OTH ORNAMENT	3279	12571	992	4697
830630 PHOTOGRAPH,PICTURE FRAME MIRROR	230	996	17	364
830710 FLEXIBLE TUBING OF IRON/STEEL	61015	95474	7606	36845
830790 FLEXIBLE TUBING OF BASE METAL	25910	77337	23894	65564
830810 HOOKS OF BASE METAL	28570	81432	12720	47156
830820 TUBULAR OR BIFURCATED RIVET	33775	104055	29450	92970
830890 CLASPS OF BASE METAL	25242	76277	24384	58812
830910 CROWN CORKS OF BASE METAL		175		4342
830990 ALUM LID CAN OF CARBONAT DRINK	43475	141895	27533	116256
831000 NUMB PLATE ASSEMBLY,AGRI-TRACT	592	2368	287	3953
831110 COATED ELECTRODE OF BASE METAL	81346	313376	71216	276143
831120 CORED WIRE OF BASE METAL,	6670	55289	8097	50118
831130 COATED RODS&CORED WIRE,B/METAL	14220	50763	23602	72069
851290 PARTS OF PRODUCT H-85124011,12	10590	32520	1407	4386
852290 OTH T/COM EQ/AC HD 85.19-85.21	56523	197366	46382	126009
852321 CARDS INCORPORAING MAG STRIPE	28538	71185	14188	27596
852329 MAGNETIC DISCS	1049	3812	3768	6201
852341 COMPACT DISC (CD)UN-RECORDED	12640	15937	6639	14820
852349 OPTICAL MEDIA CONTAIN SOFTWARE	29236	350129	317829	478620
852351 MULTIMEDIA MEMORY/SD CARDS	11475	670044	10379	71768
852352 SIM CARDS	318564	832611	125124	497079
852359 PROXIMITY CARDS AND TAGS	49976	93669	34512	72533
870990 PARTS,H-NO.87.09 OF WORK TRUCK	534	827	174	91828
871499 OTHER,PARTS AND ACCESSORIES	35732	78790	35862	69597
880390 OTH PARTS OF H-88.01 OR 88.02	328665	1638783	289153	965846
902000 GAS MASKS	16863	80305	10840	55646
902110 ORTHOPAEDIC/FRACTURE APPLIANCE	1939	14891	4683	23811
902121 ARTIFICIAL TEETH	173	173	173	326
902129 OTHER; DENTAL FITTINGS	1923	2563	113	1595
902131 ARTIFICIAL JOINTS	53251	154603	12467	110064
902139 OTH ARTIFICAL PARTS OF BODY	225295	538569	107170	366026
902140 HEARING AIDS,EXCL PART/ACCESSO	4151	13948	3574	11212
902150 PACEMAKER STIMULAT HEART MUSCL	55048	197350	2800	113161
903300 PARTS& ACCE OF HEARING AIDS	17615	77553	45622	108953
910111 WRIST WATCH,ELE OPE,MECH DISPL	52	66	191	212
910119 O-W-WATCH ELECTRICALLY OPERATED	7606	90690	2789	5593
910121 O-WRIS-WATCH,AUTOMATIC WINDING				35
910129 O-W-WATCH,W/N INCO.STOP WATCH	3133	3133	23	3018
910191 OTH. POCKET-WATCH ELE OPERATED	43	43	6	6
910199 O-WATCHES INCL STOP WATCHES	154	1390	267	815
910211 W-WATCH,MACH DISPL O/TH H-9101	13729	21719	474	5492
910212 W-WATCH,OPTO ELECTRONIC DISPLY	13	13		
910219 O-W-WATCH W/N INCOR STOP WATCH	18783	114474	10616	29959
910221 W-WATCH,AUTO-WIND O/T H-9101		1007		881
910229 O-W-WATCH O/THAN H-9101	5993	128320	117665	340646
910299 O-POCKET/STOP WATCH O/T H-9101	1013	3159	1044	19833
910310 CLOCK WATCH MOVE ELECT OPERATD		34	11	67
910390 OTH,CLOCKS WATCH MOV EX.91.04	305	3505	49	49
910400 INS PANEL CLOCK-AIR&SPACECRAFT		22	49	49
910511 ALARAM CLOCK,ELECTRICALLY OPE.	546	2426	567	1758
910519 OTHER, ALARAM CLOCK	2308	3498	1650	3576

Contd.

10.11 Imports by Economic Categories (Detail)

(In Thousand Rupees)

Items	September, 2017	From July, 2017	September, 2016	From July, 2016
910521 WALL CLOCK,ELECTRICALLY OPERAT	1665	6676	3144	19950
910529 OTHER WALL CLOCKS	7216	23636	5113	18955
910591 OTH,CLOCK ELECTRICALLY OPERATD	27	1489	838	991
910599 OTHER CLOCKS	259	1006	1647	2194
910610 HOUR-METERS/METER AGR-TRACTOR	224	757	92	745
910690 OTH,TIME OR DAY RECORDING APPA	8653	20432	3922	14188
910700 TIME SWITCHES WITH CLOCK/WATCH	24049	45623	10996	31719
910811 WATCH MOVE ELEC.OPE MACH DISPL		199		91
910819 OTH,WATCH MOVE ELECT.OPERATED		100	49	49
910890 OTH,WATCH MOVE COMPLETE ASSEMB	92	218	13	28
910910 ELE OPER.CLOCK MOVE COMP/ASSEM		799		
910990 OTH CLOCK MOVEMENT COMP&ASSEMB	72	744	500	1084
911011 COMP MOVE,UNASSEMBLED WATCH	439	1201		
911090 OTH,COMP MOVE WATCH/CLOCK UN-A	280	559	109	320
911120 WATCH CASES BASE METAL,W/N G/S	575	575		
911180 OTHER;WATCH CASES	236	1477	32	32
911190 PARTS OF WATCH CASES	493	2424	416	1315
911220 CLOCK CASE&CASE OF SIMIL GOODS	178	595	287	2002
911290 PART OF CLOCK CASE/SIMILR CASE	148	529	40	513
911320 WATCH STRAPS,BAND OF BASE METL			32	32
911390 OTH,WATCH STRAPS,BANDS PART	1250	3945	275	1675
911410 SPRINGS,INCLUDING HAIR-SPRINGS		17		
911430 DIALS	101	219		82
911490 OTH;CLOCKS OR WATCH PARTS,N.S.	5039	15440	2154	4722
920190 OTH,HARPSICHORD KEYBOARD STRIN	1	374		534
920290 OTH,STRING MUSICAL INSTRUMENTS	948	2295	45	576
920510 BRASS-WIND INSTRUMENTS				1328
920590 OTH,WIND MISICAL INSTRUMENTS,NS		151	16	16
920600 PERCUSSION MUSICAL INSTRUMENTS	73	77		
920710 KEYBOARD INS,O/THN ACCORDIONS	575	832		
920790 OTH,MUSICAL INSTRUMENTS	6541	15694	526	1341
920810 MUSICAL BOXES	141	506	297	693
920890 OTH;MECHANICAL STRET ORGAN,INS	4738	12124	3379	5670
920930 MUSICAL INSTRUMENT STRINGS	45	71	11	11
920992 PARTS&ACCE MUSICAL INS H-92.02	31	68	37	106
920994 PARTS&ACCE MUSICAL INS H92.07		1		
920999 OTH;PARTS&ACCE(CARDS,DISCS)	1170	1170		270
930190 FULLY AUTOMATIC SHOTGUNS				203424
930200 REVOLVERS PROHIBITED BORE,>.32	1414	1414	64	2903
930320 SHOTGUNS, S-BARREL PUMP-ACTION		43	353	1254
930330 O SPOR,HUNT-RIFLES SIN-SHORT	27	312	77	134
930390 OTH;FIREARMS,DEVIC OPE FIR EXP		55		48
930400 OTH,ARMS OF HEADING NO.93.07	8330	18565	3399	12199
930510 FIRING MECHANISMS-REVOL/PISTOL		5		1397
930599 OTH PART&ACCE.ARTILERY H93.01	180	180		4784
930621 SHORTGUN CARTRIDGES	2593	2719		
930629 OTH,PARTS OF SHORTGUNS CARTRIG	2	374		1635
930630 CARTRIDGES RIVETING SIMI TOOL.	1336	1336	432	7332
930690 OTH;AMMUNITION OF WAR & PARTS.	136	136	74	74
930700 SWORDS,CUTLASSES,BAYONETS,LANC	16	75		
940110 SEATS OF A KIND USED,AIRCRAFT.	4203	5922	94	3578
940120 SEATS FOR M-VEH H-8703 & 4	1597	6172	1078	4811
940130 SWIVEL SEATS VARIABLE HEIGHT.	30651	114295	22636	68595
940140 SEATS O/THN GARDEN SEATS,CAMP	1170	6536	6589	14834
940152 SEATS OF BAMBOO	15	15		
940153 SEATS OF RATTAN		54		2847
940159 OTH SEATS W/N CONVERTIBLE-BED	618	7122	366	5500
940161 OT,SEATS UPHOLSTERED WOOD FRAM	12315	18182	2002	11252
940169 OTHER SEATS,WITH WOODEN FRAMES	3979	12855	373	4358
940171 OT-SEATS UPHOLSTERED METALFRAM	11756	45613	9067	31510
940179 OTHER SEATS;WITH METAL FRAMES	79873	197341	20764	95408

Contd.

10.11 Imports by Economic Categories (Detail)

(In Thousand Rupees)

Items	September, 2017	From July, 2017	September, 2016	From July, 2016
940180 OTHER SEATS WITH METSL FRAMES	31038	100395	17515	53283
940190 SEAT PARTS-FOAM CAR/VEH-8703,4	270141	963701	207036	588807
940310 METAL FURNITURE USED IN OFFICE	39336	229133	8152	21534
940320 OTH,METAL FURNITURE O/THN OFFI	23604	110501	10386	60180
940330 WOODEN FURNITURE-OFFICE USE	50618	145430	15638	54771
940340 WOODEN FURNITURE-KITCHEN UES	7866	27483	8445	26371
940350 WOODEN CABINETS	37373	314160	33297	99109
940360 OTHER WOODEN FURNITURE	17164	56842	8859	44223
940370 FURNITURE OF PLASTICS	7694	25024	457	10570
940382 FURNITURE OF BAMBOO			551	575
940383 FURNITURE OF RATTAN		62		
940389 OTHER FURNITURE OF CANE, OSIER	1683	23145	8491	19485
940390 PARTS FURNITURE H -NO.94.03.	3957	18719	9905	24655
940410 MATTRESS SUPPORTS	2460	6892	23	454
940421 MATTRESS CELLU RUBBER/PLSTIC	44	699	784	1156
940429 MATTRESS OF OTHER MATERIALS	3630	16263	24	555
940430 SLEEPING BAGS	37	314		12
940490 OTH,ARTI BEDDING&SIMI FURNISH.	1949	22699	8390	13414
940510 CHANDELIERS	368606	1147883	284259	1041281
940520 ELECTRIC TABLES,DESK,BEDSIDE	11597	34831	8950	20227
940530 LIGHTING SETS CHRISTMASTREES	56007	156694	10777	39615
940540 LIGHT SYSTEM FILM SHOOTING	477080	1923284	117566	482101
940550 NONELEC TUBULAR DAYLIGHT DEVIC	354	2707	35	1228
940592 PARTS OF PLASTIC H-94.05,N.E.S	125	1402	715	4382
940610 GREEN HOUSES OF WOOD	62616	175301		
940690 OTHER GREEN HOUSES	276528	1289525	235416	826483
950300 WHEELED TOYS RIDDEN BY CHILDR	425785	1440715	343033	1226761
950420 ARTI&ACCE, BILLIARDS ALL KIND	2192	14522	1598	9674
950430 OTH GAMES OPERA BY COIN/CARDS	9440	33621	4470	22572
950440 PLAYING CARDS	3926	14013	2960	9390
950450 VIDEO GAMES CONSOLES&MACHINES	2682	18887		1143
950490 DICE CUPS	6741	16135	6240	15199
950510 ARTI FOR CHRISTMAS FESTIVITES.	3915	4369	796	1923
950590 OTHER ENTERTAINMENT ARTICLES	62308	176685	24905	77916
950611 SNOW SKIS		13	427	427
950619 OTH;SNOW SKI EQUIPMENT.		911	156	930
950621 SAILBOARDS		151		
950629 OTH;WATER SKI,SURF BOARD W-SPO	56	4894	110	10440
950631 GOLF CLUBS COMPLE/OTH GOLF EQU		187		403
950632 GOLF BALLS	623	1224	963	1354
950639 OTHER;GOLF EQUIPMENTS	178	1243	139	550
950640 ARTI,EQUIP FOR TABLE-TENNIS.	493	5122	764	5204
950651 LAWN-TENNIS RACKETS,W/N STRUNG	25	938		351
950659 BADMINTON RACKETS	7733	35327	15123	33948
950661 LAWN TENNIS BALLS	13498	45605	11324	25261
950662 FOOTBALLS	5479	13098	2436	6306
950669 CRICKET BALLS	8200	14452	2167	8639
950670 ICE SKATES,ROLLER INCL SKABOOT	1941	2988	1538	3061
950691 EQUIP. FOR OTHER PHY EXERCISE	87724	387234	31132	223871
950699 FOOTBALL COVER	8001	49597	10332	37112
950710 FISHING RODS		290	355	436
950720 FISH -HOOKS,W/N SNELLED.	941	982		320
950730 FISHING REELS		243		
950790 OTH LINE FISHING TACKLE NETS	945	2408	198	613
950810 TRAVELLING CIRCUSES/MENAGERIES	60	60		
950890 SWINGS,SHOOTING GALLERIES ETC.	32089	135947	24107	39638
960190 WORKED TORTOISE-SHELL ARTICLES		104	235	266
960200 GELATINE CAPSULES	163247	425867	78416	231955
960310 BROOM,BRUSHE,CONS TWIN,VEG-MAT	3134	9966	174	3453
960321 TOOTH BRUSHE,INCL DENT-PLA BRU	53111	222807	69193	176316
960329 OTH;SHAVING,HAIR,NAIL BRUSHES.	13133	36377	12823	25883

Contd.

10.11 Imports by Economic Categories (Detail)

(In Thousand Rupees)

Items	September, 2017	From July, 2017	September, 2016	From July, 2016
960330 ARTST,WRITING,SIMILAR BRUSHES	1151	6115	851	2722
960340 PAINT,DISTEPER,VARNISH BRUSHES	4925	13090	333	13113
960350 OTH BRUSHES CONSTI PART MACHIN	4808	13878	974	7180
960390 OTH;HAND OPE MECHANICAL F-SWEPR	26920	93192	27352	80190
960400 HAND SIEVES AND HAND RIDDLES.		426		
960500 TRAVEL SETS FOR PERSONALTOILE.	2814	5274		489
960610 PRESS-FASTENERS,SNAP-FASTENER.	19735	61943	16722	58201
960621 BUTTON OF PLASTICS,NOT COVERED	103522	322407	74303	269726
960622 BUTON OF BASE METAL,COVER TXT	29993	93308	27990	83481
960629 PRESS STUDS	50485	172032	26380	87834
960630 BUTTON MOULDS,PARTS OF BUTTON.	27	190	10	10
960711 SLIDE FASTENER FIT CHAIN SCOP.	20673	117455	16378	80961
960719 OTHER;SLIDE FASTENERS	66320	397634	89622	259887
960720 PARTS; SLIDE FASTENERS	9340	35030	8543	33298
960810 BALL POINT PENS	16036	51387	15994	56698
960820 FELT TIPPED.PORUS TIPPED PEN	14732	69678	15626	39271
960830 FOUNTAIN PEN,STYLOGRADH PEN	4104	19674	5627	15035
960840 PROPELLING OR SLIDING PENCILS		18		
960850 SETS OF ARTICLS FROM TWO FOR-H	2578	6670	572	1553
960860 REFILLS FOR BALL POINT PEN.	6612	22581	9187	29756
960891 PEN NIBS AND NIB POINTS	21524	63378	19791	94476
960899 PEN CAPS,CLIPS OF STEEL M-LOCL	16222	72678	13230	49694
960910 PENCILS&CRAYON W-LEADS ENCASD.	141428	430959	107229	460867
960920 PENCIL LEADS, BLACK	6696	14666	2900	21410
960990 OTH;PENCIL,DRAWING CHARCOALS.	2833	14598	7232	16944
961000 SLATES&BOARDS,WRITNG/DRAWIN	4442	13866	1063	4345
961100 DATE,SEALING OR NUMBERING STAM	466	5045	139	4326
961210 RIBBONS FOR DOT MATRIX PRINTER	16946	42643	8410	28184
961220 INK-PADS	136	523	56	401
961310 POCKET LIGHTERS,GAS FUELLED	929	35465	1954	24379
961320 POCKET LIGH,GAS FUELL,REFILLAB	884	2689	33	2118
961380 LIGHTERS M-CARS OF H-8703	1280	8117	977	3357
961390 PARTS OF CIGARETTE LIGHTERS	130	457	57	369
961400 SMOKING PIPE&CIGAR OR CIG.HOLD	567	2554	1003	1844
961511 COMBS,HAIR-SLIDES,OF HARD RBER	13486	29111	5230	15236
961519 OTH;HAIRPINS,CURLING PINS,LIKE	6215	12543	6974	14826
961590 HAIR PINS	77653	328196	141334	265430
961610 SCENT SPRAY SIMI TOILET SPRAY	15441	38825	5241	29715
961620 POWDER-PUFFS&PADS FOR APPLICA	3477	11087	1509	5469
961700 VACCUM FLASKS	70151	226058	32932	98923
961800 TAILORS,DUMMIERS&OTH LAY FING.	3242	18851	1374	6690
962000 MONOPODS, BIPODS, TRIPODS	32	69		
970110 PAINTING,DRAWING,PASTELS.	196	1231	624	7752
970190 OTH COLLAGES&SIMI DECORATIVE	505	2822	2107	5884
970200 ORIGINAL ENGRAVINGS,PRINTS.				1835
970300 ORIGINAL SCULPTURES&STATUARY		108		3448
970400 POSTAGE&REVENUE STAMPS,ST-POS		67		36
970500 COLLECTIONS&COLLECTORS, PIECS.		1389		
970600 ANTIQUES OF AN AGE EXE 100 YE.		2		
990900 TRANSACTIONS LESS THAN RS.1000	4179	13078	383	3917
991000 SAMPLES HAVING NO-COMMER VALUE	149175	1067341	141708	1888224
2. RAW MATERIAL TOTAL (A + B)	235944527	751026257	193641965*	568230656
A. CONSUMER GOODS TOTAL	192914054	601460136	162427128*	469790776
050400 GUTS,BLADERS,STOMACH OF ANIMAL	984	5482	1427	6051

Contd.

10.11 Imports by Economic Categories (Detail)

(In Thousand Rupees)

Items	September, 2017	From July, 2017	September, 2016	From July, 2016
050510 FEATHER,USED FOR STUFFING;DOWN				34
050590 OTH SKINS AND PARTS OF BIRDS		2327	31565	104409
050610 OSSEIN,BONES TREATED WITH ACID	1367	5083	1067	2601
050690 BONES, POWDER	33924	37368	161	2168
050790 HORNS		2582		
050800 SHELLS	215	346		151
051000 AMBERGRIS,CASTOREUM CIVET,MUSK		16		605
051110 BOVINE SEMEN	9882	27330	405	13349
060110 BULBS	29754	58131	3110	17697
060120 BULB TUBERS,ROOTS,CHICORY PLAN	6	6		
060210 UN-ROOTED CUTTING AND SLIPS	126	373	80	95
060220 TREES,SHRUBS,BUSHES,GRAFTED		3205		128
060240 ROSES,GRAFTED OR NOT		37	589	2642
060290 MUSHROOM SPAWN	14281	26365	12796	38987
060311 ROSES FRESH	74	521	128	2920
060313 ORCHIDS FRESH				29
060314 CHRYSANTHEMUMS FRESH	2138	12749	2316	11092
060319 OTH FRESH FLOWER,BUDS FOR BOUQ	268	2109	1804	3828
060390 OTH FLOWER FRESH DRIED DYED BL	3392	10920	2867	8727
060490 O.PARTS OF PLANTS FOR BOUQUETS				2497
110812 MAIZE (CORN), STARCH	40071	92261	18212	71718
110813 POTATO, STARCH	48385	151529	60257	133982
110814 MANIOC (CASSAVA) STARCH		7611	3693	3693
110819 OTHER STARCHES	177	267	1	11347
110820 INULIN	2797	5944	2563	7646
110900 WHEAT GLUTEN,WHETHER/NOT DRIED	19566	60433	20345	47952
120110 SOYA BEAN SEED	4768900	20187418	7466684	13369435
120190 SOYA BEAN,W.OR-N-BROKEN/SHELED	10	12	1143	1189
120241 OTH GROUND NUTS IN SHELL	31580	168714	3414	20836
120242 GROUND-NUTS SHELLED BROKEN/N-B	150008	413436	60532	205890
120300 COPRA	101966	299143	61683	278026
120400 LINSEED,WHETHER OR NOT BROKEN	5561	5561	43	43
120510 LOW ERUCIC ACID RAPE/COLZASEED	5699096	12771398	1083961	8742640
120590 OTHER RAPE/COLZA SEED	16852	16852		
120600 SUNFLOWER SEED,WHETH/NOT BROKE	18448	87121	9242	13684
120721 SEEDS FOR CROP (COTTON SEEDS)				469
120740 SESAMUM (SESAME) SEEDS				480
120750 MUSTARD SEEDS		69430	213	44801
120770 MELON SEEDS	1398	1666	731	731
120791 POPPY SEEDS		141		43
120799 OTH,OIL SEED/OLEAGINOUS FRUITS		3358		43575
120810 FLOUR AND MEALS OF SOYA BEANS	1027	1027		1197
120890 FLOURS AND MEALS OF CASTER			766	766
120910 SUGAR BEET SEED USE FOR SOWING	19	79834	10585	73462
120921 LUCERNE (ALFALFA) SEED	27923	133107	82335	133546
120922 CLOVER (TRIFOLIUM) SEED	621878	1233190	513944	810593
120925 REY GRASS SEED	2883	2883		5762
120929 OTHER SEEDS OF FORAGE PLANTS	15147	57714	43259	100963
120930 SEED OF HERBACEOUS PLANTS		1790	1954	2946
120991 ONION SEEDS	388069	1262279	283027	1154064
120999 OTH SEEDS OF FRUIT FOR SOWING	349827	940363	216191	630333
121190 OTH PLANTS AND PARTS OF PLANTS	53900	221198	63291	168944
121221 SEAWEDS/ALGAE FIT FOR HUMAN		1369		696
130190 CANNABIS RESIN/CANABIS BALSAMS	43782	120926	20935	62147
130212 SAP AND EXTRACTS OF LIQUORICE	2441	2791		
130219 OTH SAPS & EXTRACT OTH VEG SAP	28081	91362	13656	81396
130220 PECTIC SUBSTANCES,PECTINATES	51621	76020	7686	28241
130231 AGAR-AGAR	6206	14800	163	5027
130232 GUWAR GUM	29950	102939	32285	54442
130239 OTHER MUCILAGES AND THICKENERS	30970	88963	26107	127487
140110 BAMBOOS	18417	49271	4372	13133

Contd.

10.11 Imports by Economic Categories (Detail)

(In Thousand Rupees)

Items	September, 2017	From July, 2017	September, 2016	From July, 2016
140120 RATTANS	8145	20253	2009	12778
140490 TENDU LEAVES(BIDI LEAVES)	310792	974976	307039	862071
150190 POULTRY FAT OTH THAN H-02.09		4077	3839	7625
150210 TALLOW (OTHER THAN OF H-15.03)	223344	596187	183101	475405
150410 FISH-LIVER OILS THEIR FRACTION		123		1055
150420 FATS OILS THEIR FRACT OF FISH		20		
150500 LANOLIN	5872	20532	3851	10345
150600 OTH ANIMAL FATS AND OILS/FRACT		1054		416
150710 SOYABEAN OIL & ITS FRACT CRUDE	1747317	8066569	1668900	4480434
150790 OTH SOYABEAN OIL & IT FRACTION	9382	59201	7131	49884
150890 OTH GROUND NUT OIL & ITS FRACT	436	974	13	369
150910 OLIVE OIL & ITS FRACT (VIRGIN)	33369	46587	12459	55477
150990 OTH OLIVE OIL & ITS FRACTIONS	26719	124648	14157	106417
151000 OTH OIL/FR,INCL BLENDS OF OIL				1130
151110 PALM OIL & ITS FRACTIONS CRUDE	1049470	2126073	475277	2297286
151190 PALM STREARIN	14821151	51635467	12554188	36245679
151219 OTH SUNFLOWER SEE&SAFLOWER OIL	1464	21866	3869	8052
151229 OTH COTTON SEED OIL & IT FRACT		51		48
151311 COCONUT OIL,ITS FRACTION CRUDE		116		
151319 OTH COCONUT OIL,ITS FRACTIONS	55208	211841	70447	236963
151329 OTH PALM KERNEL/BABASSU OIL	158647	371811	150085	354195
151419 OTH COLZA/MUSTER OIL,FRA/CRUDE	1740	1845		
151519 OTH LINSEED OIL & ITS FRACTION		332	383	383
151529 OTH MAIZE OIL & ITS FRACTIONS	5739	36701	8622	13495
151530 CASTOR OIL AND ITS FRACTIONS	20415	59238	10	6289
151550 SESAME OIL & ITS FRACTIONS	311	1775	174	717
151590 OTH FIXED VEGETABLE OILS/FRACT	272	1179	325	2449
151620 VEGETABLE FAT & ITS FRACTIONS	144045	515521	229838	457613
151710 MARGARINE,EXCL LIQUID MARGARIN	8594	31111	12554	32984
151790 OTH MARGARIN,EDIB MIX/PREP ETC	192223	509223	130532	317280
151800 ANIMAL/VEG FAT/OILOXIDISE ETC	13923	67056	8046	36391
152000 GLYSEROL,CRUDE WATER & LYES		13395		1124
152110 VEG WAX WHETHER OR NOT REFINED	4332	5104	8415	14223
152190 BEES WAX	19150	28401	226	15166
152200 RESIDUES OF ANMAL/VEGTABLE WAX	7528	22187	4692	9334
160100 SAUSE,PROD MEAT-FOOD PREP OFFL	4758	7038	196	3267
220710 UNDENATURE ETHYL ALCOHOL O/SPR	31	1489		
220720 ETHYL ALCOHOL/OTH SPIRITS DEN		5		1
240120 TOBACO-WHOLY/PARTLY STE/STRIP	81297	290813	19	186333
240130 TOBACCO REFUSE	994	4155	164	164
251010 AAT,C/PHOS,ALUM/C/PHOS&PH/CUG	565464	967317	472330	986273
270810 PITCH		15173	6737	9525
270900 PETROLEUM OILS FROM BITUMINOUS	29838526	85428670	25779959	58841519
271019 KEROSENE	32588157	103972698	29255712	89954967
271020 PETROLEUM OILS(OTH THAN CRUDE)				447
271099 OTH WASTE OILS				2009
271111 NATURAL GAS,LIQUIFIED	13752467	41866417	8911448	26491261
271112 PROPANE, LIQUIFIED	685	1702	2183	7014
271113 BUTANES, LIQUIFIED	105	105		
271119 L.P.G. LIQUEFIED	3346867	7874725	1725090	4180897
271121 NATURAL GAS,IN GASEOUS STATE	178	178		77
271290 SLACK WAX	13867	29039	17527	58139
271311 PETROLEUM COKE;NOT CALCINED	3771	8076	1759	3518
271312 PETROLEUM COKE; CALCINED	10859	19054	4517	11740
271320 PETROLEUM BITUMEN	478686	1380231	212847	591418
271490 OTH BITUMEN & ASPHALT NATURAL.	2332	9740	15654	23510
290110 SATUR BUTANE,PENTANE & HEXANE	822	1999	980	2881
290121 UNSATURATED ETHYLENE.	643775	2326298	1033637	2296513
290123 UNSATURAT BUTENE/ISOMER THROF	91	91		
290129 UNSATURATED HEPTANES		2810	2345	6030
290211 CYCLOHEXANE	87	2942		1965

Contd.

10.11 Imports by Economic Categories (Detail)

(In Thousand Rupees)

Items	September, 2017	From July, 2017	September, 2016	From July, 2016	
290219	CYCLOPENTANE	25127	85621	17944	56434
290220	BENZENE, PURE		28	4	4
290230	TOLUENE, PURE	19497	159063	41176	140130
290241	O-XYLENE	193054	571072	144881	513007
290243	P-XYLENE	1586947	6482302	2202871	7224954
290244	MIXED XYLENE ISOMERS	100	7010	6309	81370
290250	STYRENE	639659	1737639	237344	956509
290260	ETHYLBENZENE	4311	4311		
290290	NEPHTHALENE	10647	25128	4095	25177
290311	SATURATED METHYL CHLOROFORM			27	27
290312	DICHLOROMETHANE(METHYLEN CHLRD	26463	82611	24471	100993
290313	CHOLOROFORM(TRICHLOROMETHANE)	19948	44582	14085	37310
290315	ETHYLENE DICHLORIDE(1,2-DI CH)	150262	431971	216703	344763
290319	1,1,1-TRICHLOROETHANE	4866	14738	102	48177
290321	UNSATURATED VINYL CHLORIDE	344519	344519		
290322	UNSATURATED TRICHLOROETHYLENE	15864	54795	18976	65597
290323	UNSATURATE TETRACHLOROETYLENE	10359	28384	9059	13328
290329	OTH UNSATUR DERIV ACYCL H'CARB		10		
290331	ETHYLENE DIBROMIDE(1,2,DIBROM)			3	3
290339	OTH BROMOMETHANE(METHYL BROMI)	35491	276190	19133	207993
290371	CHLORODIFLUOROMETHANE	15001	129088	29828	213131
290373	DICHLOROFLUROETHANES		10399		9714
290374	CHLORODIFLUOROETHANES	6085	6085	4119	4119
290377	PENTACHLOROFLUROO METHANE/ETHA		5880	1301	5196
290381	1,2,3,4,5,6HEXACHLORO CYCLOHEX		49		
290391	CHLOROBENZENE	45	1380		4277
290399	OTH HALOGENATED DERIV H.CARBON	2387	8083	6	9260
290410	BENZENE SULPHONIC ACID	10086	27782	8103	26710
290420	NITROBENZENE (MIRBANE OIL)	748	6831		14460
290499	OTH DERIVATIVE NITRO/NITROSO	5126	18685	2974	7632
290511	SATURAT METHANOL(METHYL ALCHL)	295898	1052638	198150	714022
290512	SATURATED PROPYL ALCOHOL	125439	500700	98206	339383
290513	SATUR BUTAN-I-01(N-BUTYLALVHL	11448	39573	2519	13310
290514	OTHER SATURATED BUTANOLS	4482	22528	17007	49720
290516	SATUR OCTANOL/ISOMERS THEREOF	256233	889465	192118	819239
290517	SATURATED STEARYLE ALCOHOL	11494	21387	4188	20752
290519	ISO NONYL ALCOHOL (INA)	17964	18494	2440	8783
290522	UNSATUR ACYCLIC TERPENE ALCOHL	2230	19889	3896	9888
290529	OTH UNSATUR MONOHYDRIC ALCOHOL		631	391	2218
290531	ETHYLENE GLYCOL(ETHANEDIOL)MEG	1917431	7105780	2072882	6111301
290532	PROPYLEN GLYCOL(PROPAN-1,2-DIO	101881	369995	65418	318357
290539	OTHER, DIOLS	5816	21682	2935	14832
290541	2-ETHYL-2(HYDROXYMETHLY-PROPAN	9724	19769		8521
290542	PENTAERYTHRITOL	28119	139642	49165	200315
290543	MANNITOL	17308	53643	17572	38507
290544	D-GLUCITOL (SORBITOL)	6220	17378	5640	9740
290545	GLYCEROL	60161	136160	51762	139667
290549	OTHER,POLUHYDRIC ALCOHOLS	3042	7890	1849	1849
290559	OTHER HALOGENATED, SULPHONATED	2077	2471		2628
290611	MENTHOL	26779	75899	57377	108550
290612	CYCLOEXANOL,METHYL/DIMETHYL	1130	2075		
290613	STEROLS AND INOSITOLS	2779	7803	1015	6801
290619	OTH TERPINEOLS	20495	37915	3545	16314
290621	BENZYL ALCOHOL	278	5815	1088	21890
290629	CYCLIC ALCOHOLS BAS PESTICIDES	2487	7022	1559	7044
290711	PHENOL(HYDROXYBENZENE)IT SALT	72538	125619	38499	108678
290712	CRESOLS AND THEIR SALTS		18	1874	4182
290713	OCTYLPHENOL,NONYLPHENOL/ISOMER		2479		
290715	NAPTHOLS & THEIR SALTS	2	11		582
290719	OTHER MONOPHENOLS	2969	8249	4072	5496
290721	RESORCINAL AND ITS SALTS	5825	12205		1873

Contd.

10.11 Imports by Economic Categories (Detail)

(In Thousand Rupees)

Items	September, 2017	From July, 2017	September, 2016	From July, 2016
290722 HYDROQUINONE (QUINOL)ITS SALT	1472	4852	2197	8636
290723 4,4-ISOPROPYLDENEDIPHENOL/SALT	3532	29210	12165	15878
290729 OTHER, POLYPHENOLS	21557	47314	5139	21286
290819 OTH 4-CHLORO, 3-METHYLEPHENOL	600	1028	817	4254
291511 FORMIC ACID	17844	68337	24470	72645
291512 SODIUM FORMATE,CALCIUM FORMATE	83697	223255	18035	61746
291513 ESTERS OF FORMIC ACID		2148	1112	1620
291521 ACETIC ACID	218678	535329	129810	399242
291524 ACETIC ANHYDRIDE			1345	1345
291529 CALCIUM ACETATE	3045	13190	5063	27095
291531 ETHYL ACETATE	27583	29953	68	3754
291532 VINYL ACETATE	69696	242303	77246	304408
291533 N-BUTYL ACETATE		1544	2279	3591
291536 DINOSEB (ISO) ACETATE		539		
291539 BENZYL ACETATE	65448	178947	44801	150009
291540 MONO/DI/TRICHLOROACETIC ACID-S	1331	2031	30	715
291550 PROPIONIC ACID,ITS SALT/ESTERS	16124	51989	6820	22983
291560 BUTYRIC ACIDS,	7883	69849	20507	68526
291570 STEARIC ACID (CHEMICALLY PURE)	64523	167859	22308	59036
291590 OTH SAT ACYCLIC MONOCARBOXYLIC	115473	393766	98660	355899
291611 UNSATU ACRYLIC ACID/ITS SALTS	16917	48449	4859	24914
291612 UNSATURATE ESTER ACRYLIC ACID	117834	413858	64150	304280
291613 UNSATU METHACRYLIC ACID/SALTS	1264	1692	473	6948
291614 UNSATU ESTER,METHARYLIC ACID	66829	239933	47202	210207
291615 UNSATURATED OLEIC ACID	5885	6116	294	3787
291619 OTH MALEIC ACID,AZDN(2-AZOBIS)	12941	35413	3995	24459
291620 CYC-LANIC,LENIC LOTEPHENI ACID	7138	14892	3951	20907
291631 BENZOIC ACID,	15352	45354	18670	73614
291632 BENZOYL PEROXIDE/BENZYL CHLRID	357	8390	10	18167
291634 PHENYLACETIC ACID & ITS SALTS	37	37		352
291639 IBUPROFEN	36648	291795	35190	302224
291711 OXALIC ACID	14167	51384	16862	56190
291712 ADIPIC ACID,ITS SALTS/ESTERS	133761	445101	99679	256286
291713 AZELAIC/SEBACIC ACID/SALT/ESTR	5727	11151	104	294
291714 MALEIC ANHYDRIDE	10683	76360	18636	48564
291719 OTH ACYCLIC POLYCARBOXYL ACID	5409	23009	5884	23328
291720 CYC-LANIC,LENIC LOTERPENC ACID	7189	11967		10615
291734 DIBUTYL ORTHOPHTHALATES	9002	43517	10040	27079
291735 PHTHALIC ANHYDRIDE	10757	37472	14131	92935
291736 PURE TERPHTHALIC ACID(PTA)	1155655	2241520	278470	1527322
291739 ISO PHTHALIC ACID	59986	258349	17294	113003
291811 LACTIC ACID	9072	50999	7671	31083
291812 TARTARIC ACID	14518	26515	959	7977
291813 SALT & ESTER OF TARTARIC ACID	53	5714	15	32
291814 CITRIC ACID	155314	540561	73707	415298
291815 SODIUM CITRATE	60263	156671	9330	64952
291816 GLUCONIC ACID,SALTS & ESTERS	97422	270150	61772	291738
291819 OTH ESTER,SALTS OF CITRIC ACID	13086	44697	12792	84386
291821 SALICYLIC ACID	6586	12993	3804	9600
291822 ASPARIN	8833	21063	12692	26882
291823 OTH ESTER,SALICYLIC ACID/SALTS	1323	4475	1874	2244
291829 OTH CARBOXYLIC ACID+PHENOL FUN	11059	52765	17051	88064
291830 CARBOXYLIC ACID+ALDEHYDE/KETON	4632	22766	2340	13259
291891 2,4,5-T(ISO)(2,4,5-TRICHLOROPH				6359
292990 ISOCYANIDES	11011	67080	27056	68436
293020 2-N,N-DIMETHYL AMINO-1 SODIUM	1906	53839	5434	161178
293030 THIURAM MONO-,DI-,TETRASULPHID	1994	7214	1759	33419
293040 METHIONINE	383008	1041048	244696	1341180
293090 2 N,N-DIMETHYLANINO1,3DISODIUM	58572	142446	8403	95215
293110 TETRAMETHYL LEAD&T-ETHYL LEAD	230	9623	4550	12586
293120 TRIBUTYL TIN COMPOUNDS	988	988		

Contd.

10.11 Imports by Economic Categories (Detail)

(In Thousand Rupees)

Items	September, 2017	From July, 2017	September, 2016	From July, 2016
293139 O-ALKYL(<C10,INCL.GCYCLOALKYL)	2368	3664		17
293190 INGR.PESTI CON.PHOSPHORUS ATOM	147667	522251	64811	165543
293211 TETRAHYDROFURAN		510	9	110
293213 FURFURYL ALCOH/TETRAHYDRFURFYL			246	249
293214 SUCRALOSE	91	570		
293219 OTH HETEROCYCLIC COMP UNFUSED	6494	18021	2846	15820
293220 4,5,6,7-TETRACHLOROPHTHALIDE	13894	39348	2664	53325
293299 2,3 DIHYDRO,2-2DIMETHYL,7BENZO	170823	306134	60192	288286
293311 PHENAZONE & ITS DERIVATIVE		2493	773	4030
293319 OTH COMP UNFUSE PYRAZOLE RING	15718	30579	6405	14952
293321 HYDANTOIN AND ITS DERIVATIVES	628	4690		5850
293329 OTH COMP UNFUSE IMIDAZOLE RING	169361	440718	117376	281770
293331 PYRIDINE AND ITS SALTS		6		303
293332 PIPERIDINE AND ITS SALTS	399	399		
293333 ALFENTANIAL(INN)(ANILERIDINE)		4809	1932	64855
293339 CHLOROPHENIRAMINE & ISONIAZID	263417	825217	206178	735128
293349 AMODIAQUINE	187829	429838	102517	331235
293353 ALLOBARBITAL(INN)(AMBARBITAL)		131	571	1186
293359 O-DIETHYL,O,ISO PHROPYL-6 ETC	274877	907794	150000	695402
293361 MALAMINE	76467	204365	50088	140157
293369 PYRIMETHANINE	60690	214231	41661	117881
293371 6-HEXANELACTAM(EPSILON-CAPROL)	420	1232	264	1330
293372 CLOBAZAM(INN),METHPRYLON(INN)	5985	5985		
293379 ISATIN (LACTAM OF ISTIC ACID)	15565	52873	5012	32998
293391 ALPRAZOLAM(INN) CAMAZEPAM(INN)	80	21310	1400	11536
293399 OTH INGREDIENTS FOR PESTICIDES	250080	712108	106667	448831
293410 NUCLEIC ACID BASE PESTICIDES	46838	115393	26523	83595
293420 COMP BENZOTHAZOLE RING SYSTEM	7855	24610	2727	12513
293430 COMP PHENOTHIAZINE RING SYSTEM	765	33790	820	9307
293491 AMINOREX(INN),BORTIZOLAM(INN)		4307		1107
293499 FURAZOLIDONE	474783	1567384	420628	1874603
293979 OTH DERIVATIVES OF VEGETAL	1442	1462	21688	103340
293980 VEGE ALKALOIDS BASE PESTICIDES	1829	8916		10069
294190 CEPHALEXIN	582160	2056520	662494	1928017
300692 WASTE PHARMACEUTICALS			7	7
310100 ANIMAL/VEG FERTILIZER/PRODUCTS	6169	6395	1192	19647
310210 UREA,WHET OR NOT AQUEOUS SOLUT	4780	14924	1312	5497
310221 AMMONIUM SULPHATE	49471	613416	33648	195955
310229 MIX AMMONIUM SULPHATE/NITRATE		95973		44993
310230 AMMONIUM NITRAT,WHET/NOT AQUES	12931	68933		27411
310240 MIXT,AMMONIUM NITRAT/CALC CARB		1716		
310250 SODIUM NITRATE,CRUDE		22854	979	14796
310260 MIXT,CALCIUM/AMMONIUM NITRATE	136	1469		1309
310290 OTH,MIN/CHEM NETROG FERTILZER		13408	12	4937
310311 SUPERPHOSPATES CONT W35%(P2O5)		18192	2272	2272
310319 OTHER SUPERPHOSPATES	7893	7893		
310390 OTH,MIN/CHEM FERTILIZE PHOSPHT		22		2211
310420 POTASSIUM CHLORIDE	237917	444392	91289	390996
310430 POTASSIUM SULPHATE	285923	981082	172061	382602
310490 OTH,MIN/CHEM FERTILIZE POTASIC	214104	470004	184218	399313
310510 MIN/CHEM FERTILIZER >10KG		2077	25	1816
310520 MIN/CHEM FERTZ ELEM NIT/PHO/PT	7228	51115	5783	58101
310530 DIAMMONIUM HYDROG ORTHO-PHOSPH	7197592	21404673	7411141	14777148
310540 AMMONIUM DIHYDROGEN ORTHO-PHOS	4547	14620	5218	6833
310551 CHEM FERTZ CON NITRAT/PHOS				1559
310559 OTH MIN/CHEM FERTZ NITRAT/PHOS		8026	1095	7117
310560 MIN/CHEM FERTZ ELEM PHOS/POTAS		1451		
310590 OTH MINER/CHEMICAL FERTILIZER	3923	23080	14011	38213
320110 QUEBRACHO EXTRACT	11245	34897	7213	32444
320120 WATTLE EXTRACT	14087	82326	54186	122485
320190 ACAACIA CATECHU (CUTCH)	47731	119926	22598	101391

Contd.

10.11 Imports by Economic Categories (Detail)

(In Thousand Rupees)

Items	September, 2017	From July, 2017	September, 2016	From July, 2016
320210 SYN ORGANIC TANNING SUBSTANCE	126157	578633	143137	498162
320290 TANNING SUBS/PREP CHROMUM SUPH	118721	342555	130620	309777
320300 COLOUR MATTER,ACACIA CATECHU	9956	26266	1889	13708
320411 DISPERSE DYES/PREP BASE THEROF	299121	697192	129608	484235
320412 ACID DYES PREMETALISE/PREP/DYE	146492	444626	105806	342091
320413 BASIC DYES/PREP BASE THEREON	42465	160169	56790	181531
320414 DIRECT DYES/PREP BASE THEREON	33759	93411	23864	67818
320415 VAT DYES IDIGO BLUE	389084	1069431	260460	761265
320416 REACTIVE DYES PREP BASE THREON	742258	2059878	632848	2120742
320417 PIGMENT PREP BASE THEREON	209324	798579	207498	775195
320419 DYES SULPHUR	117074	496320	104887	398779
320420 SYN ORGN PROD USE FLUORESCENT	88568	226050	52818	181787
320490 OTH,SYN ORGN COLOURING MATTER	18391	51946	5906	18440
320500 COLOUR LAKES,PREP AS SPECIFIED	18583	60480	26511	63756
320611 PIGMENT PREP TITANIUM DIOXIDE	545437	2307366	458150	1638574
320619 OTH,PIGMENT/PREP TITANIUM DIOX	9073	32229	12251	21490
320620 CHROME YELLOW	13642	37715	828	14821
320641 ULTRAMARINE/PEP BASE THEREON	7736	17256	91	5878
320642 LITHOPONE	2767	10846	2299	9645
320649 MASTER BATCHES (COLOURED)	59677	221375	51950	190041
320650 FLOURESCENT POWDER		357	224	560
320710 OPACIFIERS	9449	44151	13012	33727
320720 VITRIFIABLE ENAMEL/GLAZE/ENGOB	9541	32857	7265	25791
320730 LIQUID LUSTER/SIMILAR PREPARAT	902	5832		3650
320740 GLASS FRIT	110696	335444	45610	165550
320810 VARNISHES BASED ON POLYESTERS	29335	103499	19895	87315
320820 VARNISH B-ACRYLIC/VINYL POLYMR	81247	238628	40765	111452
320890 O-VARNISH BASED ON POLYAMIDES	165906	620973	198134	489635
320910 VARNISH VINYL POLYMER DISPERS	7644	17454	3197	20419
320990 LACQUERED BLUE GOLDEN /SILVER	24717	94509	20516	59531
321000 DISTEMPERS	25727	78213	17135	73221
321100 PREPARED DRIERS FOR LEATHER	8043	40945	29324	51025
321210 STAMPING FOILS	38613	127401	44621	86599
321290 ALUMINIUM PASTE AND POWDER	13825	73820	16675	39967
321310 COLOURS IN SETS	4752	16899	4196	10813
321390 OTH COLOUR ARTIST/PAINTERS	691	1518	9	618
321410 GLAZIER PUTTY(MASTIC B-ON OIL	52879	119422	30920	105071
321490 SILICON SEALANT	39736	154066	39511	122443
321511 ROLLING COATING PRINT INK BLK	50205	193085	28111	105147
340290 OTH ORG SURFAC ACT,WASH/CLEAN	152659	583218	92060	355671
340311 PREPARA FOR, LEATHER INDUSTRY	38328	109030	25117	141215
340319 GREASES	163616	362285	127636	409825
340391 FAT LIQUOURS	131038	601115	136123	587433
340399 MOULD RELEASE PREPARATIONS	79162	309395	70913	227910
340420 ART/PREP WAXES,POLYETHEL GLYCL	23108	109889	30641	83339
340600 CANDLES,TAPERS AND THE LIKE	8200	34249	1768	6252
340700 DENTAL WAX/OTH PREP DENTISTRY	13718	42273	7901	15798
350110 CASEIN	2718	6378	2016	9635
350220 MILK ALBUMIN,INCL WHEY PROTEIN			7695	26819
350290 OTH ALBUMIN O/T EGG ALBUMIN		41		95
350300 GELATIN	27054	31650		28697
350400 PEPTONEDERV,PROTEIN SUBSTANCE	5262	17812	8801	14455
350510 DEXTRINS	36856	159050	32448	127617
350520 STARCH GLUES	10885	28731	4054	12920
350610 PROD SUITABLE USE GLUE/ADHESIV	26009	90182	11525	65982
350691 SHOE ADHESIVE	193529	510407	156290	428120
350699 SEALANT METHYLE ETHYLE 60TO70%	13375	67154	17214	61632
350710 RENNEN AND CONCENTRATE THEREOF	3445	4525	1727	2463
360690 OTH FERRO CERIU/OTH PYROPHORC			17418	17423
370110 X-RAY FILM,PLATE IN FLAT UNEXP	113714	365990	85414	258128
370120 INSTANT PRINT FILM UNEXPOSED		5660		6

Contd.

10.11 Imports by Economic Categories (Detail)

(In Thousand Rupees)

Items	September, 2017	From July, 2017	September, 2016	From July, 2016
370130 O.PL&FILM-TEX.PRINTING.EXC.255	65870	219370	73539	260387
370191 O.PL/FILM-COLOUR PHOTOGRAPHY		323		
370199 OTH PHOTOGRAP/PLAT/FILM/UNEXPS		27	14	14
370210 PHOT-FILM ROLL UNEXPOSE,X-RAY				2025
370239 OTH PHOT FILM ROLL ST/UNEXPOSE	823	5014		472
370243 PHOT FILM W>610MM,L<200M	632	1642	4556	9260
370244 PHOT FILMW>105MM BUT<610MM	34182	101112	15567	83456
370310 PHOT PAPER/BOARD/TEXT W>610MM				440
370320 PHOT PAPER/BOARD/TEXT UNEX/COL	33363	37332		3158
370390 OTH PHOT PAPER/BOARD TEXT UNEX	3735	13347	3410	22141
370400 PHOT PLAT/FILM PAPER/BOARD EXP		260		37
370500 PHOTO PLATES FILMS EXP/DEV			10	57
370690 OTH CINEMA FILM EXPOSE DEVELOP	544	1362	771	2809
370710 SENSITISING EMULSIONS	7218	30409	7046	10077
370790 OTH CHEM PREP,PHOTOGRAPHIC USE	21120	82597	17076	44142
380110 ARTIFICIAL GRAPHITE	9126	10775	1628	6371
380120 COLLOIDAL/SEMI COLOIDL GRAPHITE	4620	5953		443
380130 CARBONEOUS PASTE ELECTRODE	1485	1485	394	2245
380190 OTH,PREP GRAPHITE O/T CARBON	2439	13457	4341	9038
380210 ACTIVATED CARBON	13040	49827	16601	70020
380290 OTH ACT CARBON/NAT MINER PROD	12577	41454	8892	47990
380400 RESIDUAL LYE FROM WOOD PULP NS	1187	35997	22248	51986
380590 OTH TERPENIC OIL CONIFER WOOD	13570	36292	7991	24578
380610 GUM ROSIN	60405	140800	88700	253406
380620 SALT OF ROSIN/RESIN ACIDS DERV		28534	2494	2494
380630 ESTERS GUMS	4060	24448	4836	26327
380690 OTH,ROSIN,SPIRIT,OIL,RUN GUMS	1514	12698	7322	19470
380852 DDT<300G REG AGR PESTI ORD71			134	134
380859 CLOFENOTANE<300 AG PEST ORD71			6	24
380891 MOSQUITO COIL, MATE&THE LIKE	488773	1746422	313700	1653639
380892 FUNGICIDES REG.UNDER A. P.O-71	313393	746274	213302	1110064
380893 HERBICIDES R.UNDER A.P.O-71	1268987	1735833	526982	1800967
380894 DISINFECTANTS	31196	129930	28472	101886
380899 PLANT-GROWTH REGULATORS R.O-71	41678	102823	6511	51361
380910 FINISHING AGENT AMYLACOUS SUBS	2882	5507	819	819
380991 PRINTING GUM STARCH TEX-PRIN	267604	919511	210115	750110
380992 OTH FINISHING AGENT DYE CARIER	31003	90709	25139	78089
380993 OTH FINISHING AGENT DYE CARIER	68177	266673	54993	218399
381010 PICKLING PREP METAL SURFACE	36701	115442	37125	145067
381090 PREP. COAT WELD ELECTRODE/CORE	28838	151776	46955	102023
381111 ANTI-KNOCK PREP OF LEAD COMP		147		537
381119 OTHER,ANTI-KNOCK PREPARATIONS	12339	23692	5025	7267
381121 ADD LUBRICATE,PET OIL BIT MINE	484448	1528104	300246	1318875
381129 OTH ADDITIVE LUBRICATING OIL	15337	162682	57338	164688
381190 OTH PREP ADDITIVE FOR LIQU USE	76832	447273	264029	478577
381210 PREPARED RUBBER ACCELERATORS	6536	69407	16963	48189
381220 COMPOUND PLASTICIZER RUB PL	2043	7770	1303	4079
381231 MIX OF OLIGOMERS TRIMETHYL		13583		
381239 OTH OXIDISIN/COMP FOR RUB/PLAS	106043	332633	84552	331570
381300 PREP/CHARG FIRE-EXTINGUISHERS	2467	14625	12510	24906
381400 ORGAN COMP SOLVENT/THINNER NES	37605	135767	24382	79717
381511 SUPORTED CATALYST WITH NI/COMP	1825	54631	11744	15302
381512 SUPORTED CATALYST WITH PR/METL		547		
381519 ANTIMONY TRIACETATE	594714	641280	31758	50652
381600 REFRACTORY CEMENT,MORTARS,CONS	74342	308036	127166	206533
381700 MIXE ALKYL-BENZEN&MIX AL-NAPHT	773799	2479645	672317	2010845
381800 CHEM ELEMENT/COMP DOP-ELECTRON		65	72	75
381900 HYDRAULIC BRAKE FLUIDS	18499	56525	15613	39326
382000 ANTI-FREEZING PREP/DEICE FLUID	24015	87124	15660	54689
382100 PREP CULTURE MEDIA MICRO-ORGAN	9886	35213	6060	25533
382200 DIAGNOSTIC/LAB REAGENTS/PR-DIA	745727	2536822	507197	1493735

Contd.

10.11 Imports by Economic Categories (Detail)

(In Thousand Rupees)

Items	September, 2017	From July, 2017	September, 2016	From July, 2016
382311 STEARIC ACID	43371	96371	29372	62339
382312 OLEIC (OLIVE) ACID	8750	15798	5606	11378
382313 TALL OIL FATTY ACIDS	746	1822	738	3147
382319 PALM FATTY ACID DISTILLATE	357000	873461	326067	759256
382370 INDUSTRIAL FATTY ALCOHOLS	20207	114453	18425	51294
382410 PREP BINDER FOUNDRY MOUL CORES	17285	69138	7353	35039
382430 NON-AGGLOMERATED METAL CARBIDE		31		
382440 PREPARED ADDITIVES FOR CEMENT	62983	310404	68876	194333
382450 NON-REFRACTORY MORTAR CONCRETE	7616	23006	474	10894
382460 SORBITOL O/TH SUB-H-NO.2905.44	54588	178637	40870	132672
382475 MIX CON CARBON TETRACHLORIDE		51		
382478 CON (PFCs)/(HFCs)BUT NOT(CFCs)	25217	75866	7014	62622
382479 OTH MIX CON HALOGE DER OF METH	6759	19436	4447	10944
382481 MIX CON OXIRANE(ETHYLE OXIDE)		1203		
382484 CONT ALDRIN,CAMPHECHLOR TOXAPH	2179	5924		
382491 MIX OF 5ETHYL-2METHL-2OXID-BIS	20208	60764		
382499 GUM BASE USED FOR CHEWING GUM	1087511	3579226	1071903	3630127
382550 WASTE OF METAL PICK LIQUORS				40
382590 OTH RESIDUAL OF CEHM.INDUSTRY				456
382600 BIODIESE&MIXTURE 70%WT-PET-OIL		155		
390110 POLYETHYLENE SP GRAVITY<0.94	3657888	9515105	3137620	8368372
390120 POLYETHYLENE SP.GRAVITY>0.94	3243716	9381640	2481117	7275754
390130 ETHYLENE-VINYL ACETATE COPLMER	165567	366352	206179	423974
390140 ETHYLENE-ALPHA-OLEFIN G.<0.94	2997	3034		
390190 OTH POLYMER OF ETHYLENE P.FORM	230086	937302	238670	842039
390210 POLYPROPYLENE	4526112	12635249	2353543	8613225
390220 POLYISOBUTYLENE	5618	14717		5318
390230 PROPYLENE COPOLYMERS	1279521	4419465	807997	2621708
390290 OTHER OLEFINS IN PRIMARY FORMS	27802	107562	18326	48718
390311 POLYSTYRENE EXPANSIBLE	16096	33121	13238	38068
390319 GENERAL PURPOSE POLYESTYRENE	54077	118172	25234	68664
390320 STYRENE-ACRYLONITRILE COPOLYMR	25371	87869	28064	55965
390330 ACRYLONITRILE-BUTADINE-STYRENE	242613	1033473	259410	767880
390390 OTH POLYMERS OF STYRENE	27551	57695	22505	81941
390410 POLYVIM-CHLORIE EMULSION GRADE	600662	1488350	320108	1167243
390421 OTH POLYVINYL CHLORIDE,NON-PLA	9657	28644	11	17771
390422 OTH POLYVINYL CHLORIDE PLASTIC	30939	109872	28012	84031
390430 VINYL CHLORIDE VINYL ACETATE	5232	11222	1613	10987
390440 OTH VINYL CHLORIDE COPOLYMERS	6752	15530	8021	16482
390461 POLYTETRALUOROETHYLENE	145	418		484
390469 OTHER, FLUORO-POLYMERS	1723	3335	2865	4022
390490 OTH POLYMERS OF VINYL CHLORIDE		3053	1978	8790
390512 POLYVINYL ACETATE AQUE DISPERS	5781	12599	2930	13065
390519 OTH POLYVINYL ACETATE (PVA)	13921	17894	12647	20103
390521 VINYL ACETATE COPOLYMERS AQUEO	28857	143154	21979	110341
390529 OTH VINYL ACETATE COPOLYMERS	16445	65459	9399	31385
390530 POLYVINYL ALCOHOL W/N CON UNHY	225343	633484	161508	737637
390591 COPOLYMERS	4305	7953	810	7572
390599 ETHERS POLYVINYL	21869	87512	25153	102962
390610 POLYMETHYL METHACRYLATE	32579	78245	6895	30889
390690 CYANOACRYLATE ADHESIVE RETAIL	515456	1481286	328809	1049297
390710 POLYACETALS	20826	188116	16322	45178
390720 OTHER POLYETHERS	639880	2016256	719938	1752161
390730 EPOXIDE RESINS	68165	268206	53907	241276
390740 POLYCABONATES	118356	373750	117847	407983
390750 ALKYD RESINS	32370	33414	30249	150206
390761 POLYYARN &FILM GRD V>78ML/G	193235	477400	256118	771190
390769 OTH YARN AND FILM GRADES	4558	34133		
390770 POLY(LACTIC ACID)	3358	10690		7466
390791 OTHER POLYESTERS, UNSATURATED	1917	8415	3920	13411
390799 OTH POLYSTERS IN PRIMARY FORMS	69527	312623	26044	108662

Contd.

10.11 Imports by Economic Categories (Detail)

(In Thousand Rupees)

Items	September, 2017	From July, 2017	September, 2016	From July, 2016
390810 POLYAMIDE-6,-11,-12,-6,6,-6,10	44253	106035	14174	58156
390890 OTH POLYAMIDE IN PRIMAR FORM	14104	65105	16892	49223
390910 UREA FORMALDEHYDE MOULDING COM	2695	10033	3052	10868
390920 MALAMINE RESINS	31433	82722	11980	46828
390931 POLY(METHYL PHENYL ISOCYANATE)	256955	1101592		
390939 OTHER AMINO-RESINS	32	39945	121124	400862
390940 PHENOLIC RESINS	28263	96076	20864	86822
390950 POLYURETHANES	332111	1080537	145992	729982
391000 SILICONES IN PRIMARY FORMS.	469411	1503315	297152	1163954
391110 PETROLEUM RESINS	20116	64255	21411	42621
391190 OTH,POLYSULPHIDE,SULPHONE/PLAS	17919	65797	6155	47664
391211 CELLULOSE ACETATES, NON-PLASTI		2		
391212 CELLULOSE ACETATES, PLASTICISED	527	594	865	8446
391220 CELLULOSE NITRATES, NON PLASTI	68744	195662	57842	221292
391231 CARBOXYMETHYL CELLULOSE & SALT	103537	406073	76393	288921
391239 OTHER CELLULOSE ETHERS	149705	536643	101030	485806
391290 OTH CELLULOSE & CHEM DERIVATIV	58948	165220	33194	104408
391310 ALGINIC ACID, ITS SALTS & ESTER	131124	561101	99974	495531
391390 PROTEIN HARDENED	65098	154236	11020	80363
391400 ION-EXCHANGERS OF CONDENSATION	20255	179191	25669	106765
391510 WASTE, ETC OF ETHLY/POLYM/PLAST	4272	20636		3921
391530 WASTE ETC OF VINYL-CHLORIDE/PL	43986	220338	18680	75222
391590 WASTE, ETC PLASTIC/PARING	42470	266429	14077	41832
391610 MONOFILAMENT D>1MM RD/ST/PROFI	3270	7321	807	1099
391620 MONOFILAMENT D>1MM-PL PO VICHL	16016	51111	11672	27766
391690 OTH MONOFIL D>1MM PLASTIC-TOH	8600	45001	18595	51662
391710 ARTIFI GUTS OF HARDEN PROTEIN				10594
391721 TUBE, PIPE HOSES, RIGID, OF POLYM	17986	59274	24945	109421
391722 TUBE, PIPE HOSES, POLYMER OF PRO	10591	48475	5053	10480
391723 HEAT SHRINKABLE SLEEVES/TUBES	15117	62177	9543	37253
391729 TUBE, PIPE HOSE, RIGID, OTH PLAST	20970	34718	57729	202698
391731 FLEXIBLE TUBE, PIPE B-PRE27.6MP	11790	34914	15672	36237
391732 OTH, TUBE, PIPE HOSE W/OUT FITNG	888	4590	581	6994
391733 OTH TUBE, PIPE NOT REINFORCED	4223	9347	5493	6181
391739 O-HEAT SHRINKABLE SIEEVES/TUBE	102063	285882	49179	330324
391890 FLOOR COVERING OF OTH PLASTICS	3148	17055	16528	56098
391910 INSULATING TAPE DOUBLE SIDE	143475	451369	111763	367045
391990 ORIENTED POLYPROPYLENE P-TAPE	282327	1161765	232400	804703
392010 OTH PLATES, ETC PLASNON-CELULAR	118392	427034	164365	496700
392020 BIAXIAY ORIENT(BOPP)FILM PLAIN	96393	341200	109386	325111
392030 OTH PLATE, SHEET, ETC OF PLASTIC	29860	196411	59940	166196
392043 OTH PLATE, MAT OF VINYL CHLORID	62989	263778	41235	184713
392049 POLYVINYL CHLORIDE RIGID FILM	118961	302510	75437	311945
392051 OTH PLATE, ETC ACRYLIC POLYMERS	2945	24925	8013	21427
392059 OTH PLAT, ETC OTH ACRYLPOLYEER	6685	30871	7835	21443
392061 POLY CARBONATE IN PLATE, ETC	3013	9976	4364	9154
392062 OTH PLATE ETC POLY(ETH TEREPH)	10029	42295	44764	220269
392063 POLYS FILM OF UNSAT-POLYESTERS	13599	38846	12018	24120
392069 OTH PLATES ETC OF OTH POLYESTR	11347	30352	8599	19432
392071 OTH PLAT ETC PLAS OF REG CELUL	3441	4380	2364	5134
392079 OTH PLAT ETC-PLAS OF CEL DERIV	433	1135		
392091 OTH PLAT ETC PLAS OF PO BUTRAL	5772	14986	2217	8081
392092 OTH PLAT ETC-PLAS OF POLYAMIDE	4957	11985	109	1778
392093 OTH PLAT ETC-PLAS OF AMINO-RES				14
392094 OTH PLAT ETC-PLAS OF PHENORESN	736	736	353	994
392099 OTH PLAT ETC-PLAS OF OTH PLAST	72773	226376	41197	128858
392111 PLATES ETC OF PLAS POLY/STYREN	869	21680	5091	5698
392112 PLAT ETC PLASTIC CEL P-VIN-CHL	41688	160141	75133	176812
392113 PLAT ETC PLA CEL OF POLUURETHA	24107	68270	21822	108494
392114 PLAT ETC PLA CEL OF REGERATED	7319	18094	4152	7838
392119 FLAT SHET ETC PLA CEL OTH PLAS	19037	103436	32106	81413

Contd.

10.11 Imports by Economic Categories (Detail)

(In Thousand Rupees)

Items	September, 2017	From July, 2017	September, 2016	From July, 2016
392690 SYNTHETIC FLOTS FOR FISHNG NET	474361	1552725	332302	1050916
400110 NATURAL RUBBER LATEX	286752	839068	195315	531455
400121 SMOKED SHEETS	146961	307710	47583	114051
400122 TECH SPECIFIED NATURAL RUBBER	371560	1119357	195560	772283
400129 OTHER NATURAL RUBBER	26673	54929	15931	50033
400211 STYRENE-BUTADIENE RUBBER LATEX	95795	402573	91882	263058
400219 STYREN BUTADIEN RUBER CARBXyla	250870	1020509	203618	764502
400220 BUTADIENE RUBBER (BR)	12524	67087	19298	32816
400231 ISOBUTENE-ISOPRENE RUBBER(IIR)	177142	564474	77418	755314
400239 OTH,HALO-ISOBUTENE-ISOPRENE RU	14743	40966	17015	27179
400241 CHLOROPRENE RUBBER LATEX (CR),		438		
400249 CHLOROPRENE RUBBER O/THAN LATX	54033	149116	31050	104171
400251 ACRYL BUTADIENE RUBBER LATEX		13		
400259 ACRY BUTAD RUBBER O/THAN LATEX	43358	110327	28988	101135
400270 ETHYL PROPLENE-NON-CONJUGATED	22181	55193	11626	66666
400291 OTH SYNTHETIC RUBBER FACTICE	441	441		123
400299 OTH SYN RUBBER FACTICE D/F OIL	29854	64137	19630	41036
400300 RECLAIMED RUBBER PRIMARY FORM	35666	100988	32262	94468
400400 BAGOMATIC BLADDER SCRAPE	54555	234756	41360	130220
400510 PLATES OF UNVULCANISED RUBBER	28883	73546	11120	39007
400520 SOLUTION/DISPERS O/T H-4005.10				15
400591 PLATE,SHEET STRIP UN-VUL RUBER	1905	4320		2370
400599 OTHER COMPOUNDED RUBBER	19752	27225	3852	24878
400690 OTH FORM&ARTIC UNVULCAN RUBBER	2003	8006		2235
400700 SINGLE CORD VALCANISED RUBBER	31107	93334	22238	75947
400811 WEA STRIP DOOR VH--87 CE-RUBER	5324	23075	4159	19364
400819 W-STRIP CAR DOOR-H8703 CEL-RUB	767	8733	2031	6824
400821 W-STRIP DOOR-H8703 NON-CEL-RUB	24451	86792	16566	82050
400829 O-SH.STRIP,H-87032113,DOOR/LUG	4780	33605	2993	14854
400911 HOSES VEH SUB-H 8701,2,4 V-RUB	32118	147014	29996	119258
400912 TUBE,PIPE OF RUBER WITH FITING	1145	5633	1360	5536
400921 HOSES VEH S-H 8701,2,4 M+-RUBB	5448	13407	668	4768
400922 TUBE,PIPE OF RUB WITH METL.FIT	3669	8596	1683	10231
400931 HOSES VEH S-H 8701,2,4 TEX+RUB	7806	26973	12046	22161
400932 TUBE,PIPE RUB W/TEX.METL.FIT	446	3650	457	2550
400941 HOSES VEH SH 8701,2,4.RUBB+O/M	5973	16788	3814	13396
401700 HARD RUBER IN ALL FORMS/ARTICL	35806	37565	402	2695
410150 HIDES BUFFALO WT>16 KG	32679	89260	25019	85997
410210 LAMB SKIN WITH WOOL,RAW FR/DR	138756	508174	138464	329068
410221 LAMB SKI W-OUT WOL PICKLED RAW	104937	319473	11764	91539
410229 OTH RAW SK SHEP/LAM W/OUT WOOL	516	17291	294	7184
410390 OTH GOAT SKINS, RAW	28849	106126	13675	92212
410411 HIDE/SKIN FULL GRAIN UNSPLIT		7285	589	4855
410419 OTH HIDE,SKIN WET STATE	15	13316	13912	40206
410441 HIDE,SKIN FULL GRAIN DRY STATE				7078
410449 OTHER HIDES DRY STATE(CRUST)		1966		1057
410510 WET BLUE LAMB,SHEEP SKIN	78186	164382	63722	168455
410530 SHEEP/LAMB SKIN NO WOOL CRUST			24	24
410621 GOAT/KID SKIN WET BLUE	30423	112785	13625	54080
410622 GOAT/KID SKIN CRUST	717	1953		672
410712 WHOLE HIDE/SKIN GRAIN SPLIT BV		6539		
410719 OTH WHOLE HIDE/SKIN BOV ANIMAL	145348	275383	60998	165777
410792 OTH HIDE INCL SIDE GRAIN SPLIT	6889	15553		
410799 OTH LEATHER FURTHER PREPARED	11567	43477	11754	52043
411200 PREPARED LEATHER SHEEP/LAMB	1660	26827	2101	10403
411310 LEATHER PREP.AFTER TANN GOAT	9240	26967	18663	51194
411330 REPTILE LEA PREPAR AFTER TANED			337	337
411390 OTH LEA FURTHER PREP.AFTR TANE	623	9245	2596	25511
411420 PATENT LAMINATED METALIS LEATH		2659	3869	3869
411510 COMP. LEATHER WITH BASIS LEATH	1899	20050	5054	13700
411520 PARINGS, OTH WASTE OF LEATHER	6463	7377	233	1623

Contd.

10.11 Imports by Economic Categories (Detail)

(In Thousand Rupees)

Items	September, 2017	From July, 2017	September, 2016	From July, 2016
420600 ARTI OF GUT OF BLADER/ TENDONS			3	13
430180 OTH FURSKINS, WHOLE		176		
430219 LEA SHEARLING-FINISH LEA W-WOL	2503	38820		26337
440122 WOOD IN CHIPS OR PART NON-CON	529	529		
440311 CONFWOOD TRET WIT PAINT,STAIN	16143	39483	12363	58613
440312 NON CONF.WOOD WIT PAINT,STAIN		2294		
440321 WOOD OF PINE CROS-SEC> 15CM	5592	23884		
440322 WOOD OF PINE OTH CROS-SEC	519	9872		
440324 WOOD OF FIR OTH CROS-SEC		3990		
440326 OTH CONIFEROUS WOOD	12698	24275	13158	89803
440349 SAWLOGS & VENEER LOGS NON-CONF	25951	76248	17823	62359
440394 WOOD OF BEECH OTH CROSSEC	2207	2207		
440399 WOOD OF OTHER NON-CONF SPECIES	278152	854583	207456	653337
440410 CONIFEROUS HOOPWOOD,POLE,PILE	4912	14792	1219	12524
440420 NON-CONIF HOOPWOOD,POLE,PILE		49		1388
440799 OTH WOOD NON-CONF.SPECIES	132407	430143	181231	379775
440810 CONIFEROUS SHEET FOR VENEERING	17930	33474	7827	23886
440839 OTH VENEER SHEET/TROPICAL WOOD	4406	4951	5332	15593
440929 OTHER NON-CONIFEROUS WOOD	2521	3929	148	1017
441011 PARTICLE BOARD OF WOOD	9787	37642	19796	70918
441012 ORENTED STRAND BOARB UN-WORKED	1297	1983	22	730
441019 OTH P-BOARD OF LIGNEOUS MATERI		80		749
441090 OTH P-BOARD NOT AGGLOM W-RESIN	3972	6663	372	1962
441112 (MDF)THICKNESS NOT EXCEEDI 5MM	29502	99140	152303	364297
441113 (MDF)THICKNESS 5MM TO 9MM	11104	27353	19374	67548
441114 (MDF)THICKNESS EXCEEDING - 9MM	179716	487866	122951	427814
441192 OTH (MDF)DENSITY EXC 0.8 g/cm3	15365	15365	2317	8970
441193 MDF-NOT MECH-WORKED-.5-.8G/cm2	112385	512310	117876	393133
441194 OTH (MDF)DENSITY NOT> 0.5g/cm3	2600	4444	483	2922
441210 P-WOOD,VENEER PANELS OF BAMBOO	11996	21920		
441231 OT P-W OUTER PLY TROPICAL-WOOD	4340	6931	110	2091
441233 OT P-W OUTER PLY NON-CONIFE-WD	910	31560	45316	129748
441234 N.CONF WOOD WIT ONE OUTER PLY	21277	89989		
441239 OTH PW CONSIST OF WD SHEET-6MM	41347	113160	30112	77273
441294 OTH BLOCKBOARD,LAMINATED&BATEN	2099	2099		3882
441299 OTH PW CONSIST OF WOOD SHEET	3190	39614	1819	2681
441400 WOODEN FRAMES FOR PAINTINGS	869	2294	733	2176
441510 CASES,BOXES,CRATES,SIM/PACKING	1451	2532	164	796
441520 BOX PALLETS& OTHER LOAD BOARD	11	970	7	570
442199 BOBBINS	19516	72725	16626	66864
450110 NATURAL CORK,RAW/SIMPLY PREPAR		22	503	503
450190 WASTE CORK,CRUSHED,GRANULATED	1101	2206		1975
450200 NATURAL CORK,BLOCK,PLATE,SHEER		61		
450390 OTHER ARTICLE OF NATURAL CORK				114
450410 IMPREGNATED CORK SHEET	81	11138	1031	12885
460290 OTH BASKET WORK VEGE MATERIAL	629	3974	548	1289
470100 MECHANICAL WOOD PULP	111986	181697	32098	111108
470311 CHEM WOODPULP UNBLECHED CONIFE	80748	256436	66868	180144
470319 CHEM WOODPULP UNBLE NON CONIFE	6075	6075		12277
470321 CHEM WOODPULPSEMIBLEACH/BLEACH	409332	1893459	295473	996200
470329 OTH CHEMWOODPULP BLE/SEMI-BLEH	266613	1119034	201268	446250
470429 CHE W-PULP,S-BLE/BLE NON-CONIF	44344	79366	28069	85563
470500 SEMI-CHEMICAL WOOD PULP	198390	433881	74232	132039
470620 PULP OF FIBRES DERI FROM W-SCR		1970		5734
470710 UN-BLCH KRAFT PAPER IN BUNDLES		680		21038
470720 OTH PAPER OF CHEM-PULP-BUNDLES		206		
470730 PAPER/BOARD IN PRESSED BUNDLES				2138
470790 UNSORTED WASTE PRESED BUNDLES	258001	759138	237566	631905
480100 NEWSPRINT,IN ROLLS OR SHEETS	513110	1634455	209906	1057702
480210 HAND-MADE PAPER & PAPERBOARD	53	509	307	541
480220 PAPER/P-BOARD PHOTO-SENSITIVE	77	89		32

Contd.

10.11 Imports by Economic Categories (Detail)

(In Thousand Rupees)

Items	September, 2017	From July, 2017	September, 2016	From July, 2016
480240 WALL PAPER BASE	45	186		288
480254 OTH PAPER & PAPERBOARD<40G/SQM	6840	20106	3390	17511
480255 PRINT PAPER,UNCOATED IN ROLL	244194	695422	176147	764247
480256 OTH PAPER&PAPERBOARD IN SHEETS	8994	16527	580	13159
480257 OTH PAPER WT 40-150 G/M2	16034	41814	9448	59932
480258 ART PAPER,UNCOATED WT>150G/M2	72104	189820	38665	113510
480261 OTH PAPER&PAPERBOARD IN ROLLS		79	373	955
480262 OTH PAPER&PAPER BOARD IN SHEET	364856	984998	308682	1050517
480269 OTH U-C CARBONISING BASE PAPER	77599	214208	22045	81267
480300 TOILET FACIAC TISSUE/TOWEL ETC	26654	89974	26393	119529
480411 KRAFTINER UN COATED UN-BLEACH	176351	620525	136366	488694
480419 OTH KRAFTLINER UNCOAT ROL/SHET	57481	234593	18063	124446
480421 SACK KRAFT PAPER,UNBLEACHED	523243	1729365	454232	1293694
480429 OTH SACK KRAFT PAP UN-COT RISH	4586	4739		927
480431 OTH KRAFT P1BORD WT150G/SQMUNB	54039	230352	53789	172069
480439 OTH UNC K-P/BORD WT150G/SQMUB	3288	11978	19760	57864
480442 OTH KRAFT 150-225G BLECH		1810		2730
480449 OTH KRAFT PAPER IN ROCC/SEETS		489		
480451 OTH KRAFT PAPER 225G ON BLEACH	2639	6586		3877
480459 OTH KRAFT PAPER IN ROLL 225G	19193	31865		47933
480511 SEMI-CHEMICAL FLOUTING PAPER		2866	2497	15774
480519 OTHER FLUTING PAPER	1340	20376		13965
480524 TESTLINER BD WT150G/M2 OR LESS	4214	13710	1682	21402
480525 TESTLINER BOARD WT>150 G/M2	16986	52836	10535	36242
480530 WRAPPING PAPER,UNCOAT	12292	50215	14206	27719
480540 FILTER PAPER/PAPERBOARD,UNCOAT	621	9563	1156	3915
480591 P/BOARD W150g DI-ELE St.5KV/MM	38556	114331	21234	104491
480592 P/BOARD W225g DI-ELE St.5KV/MM	11675	62568	20195	56671
480593 P/B W225g OR> DI-ELE St.5KV/MM	44502	94586	13890	50458
480610 VEGETABLE PARCHMENT PAPER	1273	6111		350
480620 GREASEPROOF PAPERS	1900	2152	1593	3380
480630 TRACING PAPERS			229	5258
480640 PAPER, GLASSINE	12624	33755	20046	48161
480700 COMPOSITE P/BOARD STICKING FLA	3343	8630	350	693
480810 CORRUGATED P&P/BOARD PERFORTE				869
480840 SACK KRAFT PAPER CREPED/EMBOSD		2795	1008	1789
480890 OTH PAPER,CREPED/EMBOSSED/PERF	3273	10864	8332	14031
480920 SELF COPY PAPER	77542	290949	44217	146015
480990 OTH COPYING / TRANSFER PAPERS	15032	42722	2938	11702
481013 ART PAPER COATED IN ROLLS	132447	672485	82592	351344
481014 P&P/B IN SHEET 1-SIDE<435/297M	23	3359		372
481019 OTHER WRITING PAPER	100717	217102	50216	125277
481022 LIGHT WEIGHT COATED PAPER				7
481029 OTH LIGHT WEIGHT COATED PAPER	304074	839963	192982	623358
481031 KRAFT PAPER&BOARD WT 150G/M2		13007		3601
481032 KRAFT PAPER&P/BOARD WT>150G/M2	7562	21450	11532	11532
481039 OTH KRAFT PAPER&P/BOARD BLEACH		8861	291	2460
481092 OTH PAPER&P/BOARD MULTI-PLY	1118130	3028176	869114	2959030
481099 OTH PAPER&P/BOARD COATED	46259	130804	29234	123394
481110 P&P/BOARD,TARRED,BITUMINISED	5	14	85	1619
481141 GUMMED ADHESIVE PAPER & BOARD	215409	493884	193471	514205
481149 OTH GUMMED/ADHESIVE P&P/BOARD	2946	14636	5145	89595
481151 PAPER&PAPER BOARD PLASTIC COAT		428	1516	1690
481159 THERMAL FAX PAPER	343349	1578256	214867	949182
481160 WAX PAPER	61342	219940	59667	189819
481190 OTH P&P/B CELLULOSE WADDING	132562	467893	150348	390669
481320 CIGRETTE PAPER IN ROLL WTH SCM	68266	233709	42481	111325
481390 OTH CIGARET PAPER,BOOKLET/TUBE	66296	193517	40340	106415
481420 WALL PAPER COVERD WITH GRANITE	21852	124836	14293	42118
491199 OTHER, PRINTED MATTER	19013	73748	21033	94459
500100 SILK-WORM COCOONS FOR REELING	8	8		

Contd.

10.11 Imports by Economic Categories (Detail)

(In Thousand Rupees)

Items	September, 2017	From July, 2017	September, 2016	From July, 2016
500200 RAW SILK (NOT THROWN)	40293	98702	24637	123552
500400 SILK YARN,NOT RETAIL SALE	47497	110021	26747	115437
500500 YARN SPUN FROM SILK,WASTE NRS	46826	162063	40137	164341
500790 OTHER SILK FABRICS	183761	424129	173239	539153
510111 SHON WOOL GREASY	471	6409	4536	10856
510119 OTHER GREASY FLEECE WSHED WOOL	6528	35471	14968	74539
510129 OTHER DEGREASED WOOL NOT CORBO			7911	7911
510130 CARBONISED WOOL	10561	45645	11696	66164
510219 OTH FINE ANIMAL HAIR KASHMIR		36		
510320 OTH WASTE OF WOOL/ANIMAL HAIR				194
510510 CARDED WOOL		1848		7703
510529 OTHER WOOLTOPS&COMBED WOOL	6534	32543		19404
510539 OTH F-ANIMAL HAIR,CARD/COMBED	2	2	235	837
510610 YARN OF CARDED WOOL 85% WT WOL	31236	134323	20725	104115
510620 YARN OF CARDED WOOL<85% W WOL		11321	14023	41292
510710 YARN OF COMBED WOOL-WOOL=/>85%		2861	3715	40532
510720 YARN OF COMBED WOOL-WEIGHT<85%	382	382		
510810 YARN OF ANIMAL HAIR CARDED.				156
511300 WOV. FAB. COARSE ANIMAL HAIR.		418		
520100 LENTH NOT EXCEEDING 20.5MM	434703	3689720	2496777	7488701
520210 YARN WASTE(INCL.THREAD WASTE)	9213	34088	2545	8915
520291 GARNETTED STOCK	16366	46603		1753
520299 OTHER COTTON WASTE	19214	64760	14413	53126
520300 COTTON, CARDED OR COMBED.	54	54		72
520411 COTTON SEWING THREAD 85%/MORE	75	2980		1857
520419 OTH COTTON SEWING THREAD 85%>	3997	6567	10	1812
520420 COTTON THREAD FOR SEWING	24	99	37	37
520511 SIN.COT.YAR.U.COM.FIB.D-714.29	4643	10721	4248	35784
520512 S-COT.YARN UCF.D-232.56-714.29	90815	379755	34742	107391
520513 S-COT.YARN UCF.D-192.31-232.56	155383	457577	30868	288945
520514 S-C. YARN UCF D-125.00-193.31.	16795	78518	15461	47940
520515 S/C YARN UCF.D< 125.00-193.31.			9149	9149
520521 S/C YARN COM.FIB D-714.29/MORE				18662
520522 S/C YARN LF.DX.232.56-714.29	54793	54793	45715	97598
520523 S/C.YARN LF.DX.192.31-232.56		16899	6249	30677
520524 S/C YARN COM.FIB.125-192.31-DX	297012	846730	110204	396645
520526 S/C YARN LF. DX. 106.30-125.	25764	25764		
520527 S/C YARN COM.FIB.106-36-125-DX	273252	672124	166786	579399
520528 S/C YARN COMBED FIB.< 83.33-DX	178166	463889	220935	377288
520531 MUL/CAB.C/Y.U.LF.>714.29DECITEX		11114	44184	115767
520532 MUL/CAB C/Y ULF.232.56-714.29D	1580	3841	1531	1860
520535 MUL/CAB.C/Y UN.COM.FIB<125.DX.				25436
520542 MUL/CAB.C/Y CF.232.56-714.29DX	7205	16031	4303	10424
520543 MUL/CAB.C/Y CF.129.31-232.56DX	1465	2277		313
520544 MUL/CAB.C/Y C.FIB-125-192.31DX		61505		41
520547 MUL/CAB C.Y CF.83.33-106-38 DX				8757
520548 MUL/CAB.C/Y COM.FIB.< 83.33.DX		432		16682
520611 S/C YARN UN COM. FIB>714.29 DX	6576	6576	17013	38465
520612 S/C YARN UN.COM. FIB.<71429.DX	4771	9439	5666	9057
520634 MUL/CAB C/Y UCF <192.31,125DX				1346
520635 MUL/CAB C/Y UN-COM F/B<125DX				1599
520645 MUL/CAB C/Y COM FIB<125DX				2239
520710 C/Y CON>85 % WT OF COT PER-SAL	2754	2782	38	91
521225 OTH W-FAB COT PRINTED>200G/SQM		816		21
530129 OTH, FLAX,HACKLED NOT SPUN		15916		45040
530290 OTH,TRUE,HEMP RAW,PROSS N-SPUN				348
530310 JUTE, CUTTING	339280	823179	308847	517965
530500 SISAL&OTH TEX-FIBRES,GENUS,RAW	13038	42190	11540	37058
530610 SINGLE FLAX YARN	1109	14192	22101	32564
530620 MULTIPLE OR CABLED YARN		184	952	952
530710 SINGLE,YARN OF JUTE OR OTH FIB	5831	44907	20369	39058

Contd.

10.11 Imports by Economic Categories (Detail)

(In Thousand Rupees)

Items	September, 2017	From July, 2017	September, 2016	From July, 2016
530720 MULTIPLE OR CABLED YARN(RAMIE)	7356	21609	2285	14675
530810 COIR YARN	3755	17470	5804	15910
530820 TRUE HEMP YARN	268	268		
531100 WOV FAB OF OTH VEG TEX FIB	168	168		39
540110 SEWING THREAD SYTHA FILAMENT	20230	86961	16555	73273
540120 SEWING THRE VISCOSE RAYON DYED	98534	419913	95966	552885
540211 HIGH TENANCITY YARN OF ARAMIDS	78	293		1918
540219 OTH HIGH TENANCITY NYLON YARN	646	930	134	7425
540220 HIGH TEN YARN OF POLYESTERS	6824	14487	12436	14048
540231 FILAMENTS YARN NYLON POLY 50	86943	310194	69335	212386
540232 FILAMENTS YARN NYLON/OTH POLY	5767	51718	11983	84758
540233 FILAMENTS YARN OF POLYESTERS	969453	4090894	1826397	4266157
540234 TEXTURED YARN OF POLYPROPYLENE	7225	114940	39755	101973
540239 OTH, SYNTHETIC FILAMENTS YARN	23316	95568	16468	48157
540244 ELASTOMERICYARN(POLYURETHANE)	366055	988794	359891	1198350
540245 ELASTOMERIC YARN OF NYLON	51914	179520	31371	115673
540246 ELASTOMERIC YAR,POLY-PARTIALLY	1591	14594	450	9555
540247 ELASTOMERIC YARN OF POLYESTERS	286353	1559176	561737	1512667
540248 O-ELASTOMERIC OF SPANDEX/LYCRA		15262	11599	20817
540249 OTH,YARN,SINGLE,50 TURNS/MTR	6826	14502	3628	21358
540251 OTH S/Y TWIST>50/M NYLON,POLYA	7687	20207	2360	13557
540252 OTH S/Y TWS>50/M OF POLYESTER	69949	243100	72225	190315
540259 OTH S/Y TWS>50M OF OTH POLYEST		396		
540261 OTH Y-MULTIPLE/CAB NYLON/POLYM	2615	4644	479	2260
540262 OTH Y-MULTI/CAB OF POLYESTER	54714	184473	81418	280109
540269 OTH Y-MULTI/CAB NOT RETAIL SAL	14653	23717	5974	20687
540331 OTH Y/S UN-TWST VISCOSE RAYON	988180	3388601	995419	3257326
540332 OTH Y/S VIS RAY >120TURNS/MTRS	474704	1619240	395618	1206625
540333 OTH YARN,SINGLE CELLULOSE ACET	7736	7736	13208	26413
540339 OTH YARN CUPRAMMONIUM RAYON	148373	495888	65649	307361
540341 OTHER YARN OF VISCOSE RAYON	11882	12133		5463
540411 ELASTOMERIC SYN-MONOFILAMENT	260	5934	1875	1875
540412 OTH MONOFILAMENT OF POLYPROPYL	1468	13601		2782
540419 OTH SYN MONOFILAMENT OF 67-DEX	15280	57546	9296	40218
540490 OTH SYNTH YARN & SYNTH TEX MAT	3296	31166	1738	36049
540500 ARTIFICIAL MONOFIEMENT67D/MORE				5864
540834 OTH WOV FAB ART.FIL YARN PRINT	24272	36314		223
550110 SYN FIL TOW NYLON/OOPOLYAMIDES	485	561		
550120 SYN FILAMENT TOW OF POLYESTERS	3206	3206	3985	10079
550130 ACRYLIC OR MODACRYLIC	10689	55320	203671	732353
550190 SYNTHETIC FILAMENT TOW,N.S.	6415	12880		
550210 ART-FIL TOW OF CELLULOSE ACETAT	37590	57167		
550290 ART FIL TOW OF VISCOSE RAYON	257706	856543	275898	740541
550311 SYN STAPL FIB OF NY OF ARAMIDS	85885	366803	20200	36837
550319 OTH SYN STSPL FIB NOT CARD/COM	33231	55530		27867
550320 SYN FIB NOT CRD/COM<2.22DEX	572939	2207078	614551	1950695
550330 SYN STA FIB ACRYLIC N-CRD/COMD	211500	632324	102913	467246
550340 SYN STAFIB POLYPROPYLENE N-C/C		4064	5872	8322
550390 SYN STAPLE FIB NOT CARDED/COMB	20459	55261	18300	39270
550410 ART-STA FIB VIS RAYON N-CRD/CO	2334061	8252849	2573053	7800234
550490 OTH ART STAPLE FIB NOT CARDED	630684	1703491	336453	1260233
550510 WASTE SYNTHETIC FIBRES	1092	5877	42	742
550520 WASTE ARTIFICIAL FIBRES	127	307	93	2167
550610 SYN STA FIB CRD,COM SPIN NYLON	2375	4472		
550620 SYN STA FIB CRD,COM SPN POLYES	20233	37327	14486	72578
550630 ACRYLIC FIBRES CARDED/COMBED	83843	119176		3485
550690 SYNTHETI FIB CARDED/COMBED NS		1		88
550700 ARTIFI STAPLE FIB CARDED/COM	1221	3051		
550810 SEWING THREAD SYN STAPLE FIBRE	2052	6514	6519	11886
550820 SEWING THREAD ART STAPLE FIBRE		16		
550911 S/Y STA FIB 86% WT NYLON	7110	7142	16762	44851

Contd.

10.11 Imports by Economic Categories (Detail)

(In Thousand Rupees)

Items	September, 2017	From July, 2017	September, 2016	From July, 2016
550912 MULTI CAB YRN SYN FIB NYL 85%W		12471	54	54
550921 S/Y SYN STA FIB 85% WT POLYSTR	269429	1021155	250630	728975
550922 MULTI STA FIB 85% W POLYESTER	191815	590402	107051	430126
550931 SINGLE YARN85% OR MORE ACRYLIC		17237		21372
550932 MUL/CAB YARN 85% ACRYLIC FIB	8773	48400	19441	91847
550941 SINGLE YARN 85% WT SYN STA FIB		13900	3578	58947
550942 MUL/CAB YARN SYN STA FIB 85%WT	5813	21182		177
550951 O/YRN POLYES STA FIB MIX ARTIF	242048	975211	234708	767791
550953 OTH YRN OF POLYESTER MIX COTTN	7335	35165	12407	34857
550959 OTH YRN OF POLY STAPLE FIBRE	51835	235694	72709	139049
550961 O/YRN OF ACRYLIC S-FIB MX WOOL			15426	15703
550969 YARN ACRYLIC FIB NOT FOR R-SAL	23164	34504	14704	78114
550999 OTH YARN SYN FIB NOT FOR R-SAL	8398	13274	1404	1404
551011 S/YRN ART STA FIB>85% STAPLE-F	70504	338273	113133	364628
551012 MUL/CAB YARN ART STA FIB>85%W	159	159		169
551090 O/YRN ATT STA FIB<85%ART ATA-F	13267	21269	14031	44032
560290 OTH FELTS,NOT IMPREGNATE,COAT	19140	79446	15952	53129
560311 N-WOVNS, M-MADE FILA>25G/SQM	172374	451543	119596	337666
560312 N-WOV, M-MAD FIL>25G/SQM>70GSQM	119157	314000	92055	313449
560313 N-WOVNS, M-MAD FIL>70G/SQM>150G	29480	111786	33128	89953
560314 N-WOV, M-MAD FLAME WT>150G/SQM	35712	64813	18879	55870
560391 OTH NONWOVENS, WT>25 G/SQM	2845	20359	940	2724
560392 OTH N-WOV, WT>25G/SQM>70 G/SQM	7717	21229	10328	13670
560393 OTH, NON WOVEN>70G/SQM>150G/SQM	7507	20817	1662	10480
560394 OTH, N-WOVEN WEIGHING>150G/SQM	157471	586686	166729	708013
560410 RUBBER THREA AND CORD, TEX COVE	3569	5214	4	3616
560490 OTHER, TEXTILE COVERED MATERIAL	12434	34938	8895	21179
581099 OTH TEXTILE MATERIAL.	1760	5996		237
581100 QUILTED TEXTILE PRODUCT PIECE.	5176	20702	5613	19637
590110 TEX FAB.GUM COATED/AMYLAC,SUBS		5989	1690	1880
590290 OTH, TYRE CORD FAB YARN VIS-RYN		1685	1470	1470
590310 TEX.FAB.IMP, COV/LMTD PICAL.	243823	598749	126186	489350
590320 TEX.FAB IMP, COATED, POLYURETHAN	157893	547169	115308	377632
590490 OTH FLOOR COVERINGS, LINOLEUM			8	8
590500 TEXTILE WALL COVERINGS.		52		
590610 ADHESIVE TAPE < 20 CM	31736	39840	5128	15392
590691 RUBBERISED TEX FAB, KNIT/CROCH		4297		
590699 OTHER, RUBBERISED TEX FAB, N.S	10724	24285	6466	14522
590700 TEXTILE FABRICS O/W IMPG/COATD	19156	66087	39731	106820
630800 SETS OF WOVEN FABRICS AND YARN				90
630900 WORN CLOTHING&OTH WORN ARTICLE	1153793	4116062	1229187	4170039
631010 USED&NEW RAGS, SCRAP, TWINE, ETC	49	463		
640590 CANVAS FOOTWEAR	46273	121653	31570	81877
640610 OTH PARTS OF FOOTWEAR N.S.	3105	40007	19721	80653
640620 SOLES OF RUBBER	16076	41561	14960	44999
640690 PARTS OF FOOTWEAR/OTH MATERIAL	524	3709	4141	12130
650100 HAT-FORM/BODY, HOODS OF FELT			41	41
700800 MUL-WALLED INSULATE UNIT GLASS	14029	15815	16182	36024
700910 R-VIEW MIRRO VEH H-8703,4&8711	14712	37347	8291	22499
700991 UNFRAMED GLASS MIRRORS	44316	220302	42919	136701
701399 O-GLASSWARE INDOOR DECORATION	159173	592573	132028	457920
701890 GLASS EYES	16323	73526	3379	16998
701911 SILVER/ROVING YARN C/STAND=50MM		290		517
701912 ROVINGS	6106	27670	12149	32450
702000 ARTICLES USED FOR IND PURPOSE	21634	98144	8674	23249
710110 NATURAL PEARLS			2	2
710310 UN-WORKED/SIMPLY SAWN PRE-STON	269	941	101	1212
710399 OTH SEMI/PRE STONES WORKED N.S	83	137	13	13
710590 OTH DUST/POWDER NAT SYN PRE ST			57	57
710691 SILVER UNROUGHT 50kg & ABOVE		35238	3	24
710692 SILVER SEMI-MANUF 50kg & ABOVE	1127	8754	7840	20411

Contd.

10.11 Imports by Economic Categories (Detail)

(In Thousand Rupees)

Items	September, 2017	From July, 2017	September, 2016	From July, 2016
730890 PILLARS ETC FOR STRUCTURS I/S	427454	3559708	2009339	5470157
730900 RESERVATORS,TANKS,VATS SIMICONT	6806	90692	12608	120389
731010 TANKS,CASKS,DRUMS,CANS,BOX>50	1076	9042	3855	5707
731021 CAN,CLOSED BY SOLD/CIMP CAP<50		26898		4372
731029 OTH TANK,CASK,DRUM,BOX CAP<50	87197	269682	27265	125654
761090 ALUM STRUCTURE & PARTS N.E.S.	41247	261043	31481	131472
761100 ALUM RESERVOIRS,TANKS VATS ETC	7	100		
761210 COLLAPSIBLE TUBULAR CONTA ALUM	227	2971	3091	10557
761290 ROUND CANS ALUMINIUM DIA>45MM	116689	559867	248591	561791
890800 VESSELS&F-STRU FOR BREAKING UP	3095893	6944935	2102403	5867980
900110 OPTICAL FIB,OPTI FIB BUNDLES	39093	135983	81821	157234
900130 CONTACT LENSES.	3136	10983	445	3612
900140 SPECTACLE LENSES OF GLASS.	6699	19493	2375	8088
900150 SPECTACLE LENSES OTH MATERIAL	1329	3437	1148	5888
900190 OTH LENSES, PRISMS, MIRRORS	623	1339	245	829
900211 OBJECTIVE LENSE CAMRA/PROJECTOR	1580	5002	1702	5805
900219 OTHER OBJECTIVE LENSES.	1255	9648	344	2109
900220 FILTERS FOR OBJECTIVE LENSES	209	363	158	158
900290 OTH,MOUNTED OPTICAL ELEMENTS	1366	3976	65	5787
900311 FRAMS,MOUNTINGS OF PLASTICS	1	34655	206	766
900319 FRAM,MOUNTING OF OTH MATERIAL	12261	37424	5868	20641
900390 PART FOR FRAMES&MOUNT SPECATLE	65	72		458
900410 SPECTACLES,GOGGLES SUNGLASSES	71667	228309	30553	82590
900590 PARTS/ACCESSORIE OF BINOCULARS	15	416	56	514
900610 CAMERA FOR PREPARE PRINT PLATE		2		
900630 CAMERA USED IN UNDERWATE SURVY			117	1436
900640 INSTANT PRINT CAMERAS	443	652		
900659 OTH CAMERA PHOTOGRAPHIC	1470	1772		287
900661 DISCHARGE LAM FLASHLIGHT APPAR		28		
900669 OTH PH-GRAPHIC FLASHLIGHT APPA	401	1216	21	599
900691 PARTS,ACCE PHOTOGRAPHIC CAMERA	1002	3095	162	1567
B. CAPITAL GOODS TOTAL	43030474	149566121	31214837*	98439880
250100 TABLE SALT OF ALL SORTS	9018	18521	5463	12422
250200 UNROASTED IRON PYRITES	22	1303	543	543
250300 SULPHUR OF ALL KINDS	27092	143493	52797	147070
250410 NATURAL GRAPHITE OF ALL KINDS	11359	27573	11540	34155
250490 OTHER,NATURAL GRAPHITE	16	2488	15	80
250510 SILICA SANDS AND QUARTZ SANDS	946	2043	1443	4528
250590 OTHER NATURAL SANDS	94	2851	511	3074
250610 QUARTZ (O/T NATURAL SANDS)		609		491
250620 QUARTZITE ROUGHLY TRIMMED	264	520		254
250700 KAOLIN & OTH KAOLIN CLAYS	63844	216021	51334	180385
250810 BENTONITE	12412	39400	5271	17612
250830 FIRE-CLAY	326	699		843
250840 OTHER CLAYS	12671	38950	13394	48120
250870 CHAMOTTE OR DINAS EARTHES		217		
250900 CHALK	13286	23698	4916	16444
251110 NATURAL BARIUM SULPHATE	42045	45779	31523	35269
251200 SILICEOUS FOSSIL MEALS	3259	5568	3215	7506
251310 PUMIC STONE W/NOT HEAT TREATED	13415	67734	11509	36875
251320 EMERY	3488	8843	3524	11499
251400 SLATE,WHET/NOT ROUGHLY TRIMED		896		763
251511 MARBLE/TRAVERTINE,CRUDE ROUGH	219	11057	553	3118
251512 MARBLE,TRAVERTINE,MERELY CUT		1208	798	4730
251611 GRANITE,CRUDE/ROUGHLY TRIMMED	15964	24688	1885	8061
251612 GRANITE,MERELY CUT,BY SAWING	12807	22660	2691	3524
251620 SANDSTONE,CRUDE/ROUGHLY TRIMED	333	1228	524	1591

Contd.

10.11 Imports by Economic Categories (Detail)

(In Thousand Rupees)

Items	September, 2017	From July, 2017	September, 2016	From July, 2016
251710 PEBBLES,GRAVEL/CRUSH STONE ETC		89	377	846
251741 GRANULES,CHIP & POWDER,MARBLE	2627	4616		5006
251749 OTH GRANULE,CHIPPING & POWDER		2587		8724
251810 DOLOMITE, NOT CALCINED	831	831		
251830 DOLOMITE RAMMING MAX	4981	4981		1472
251910 NAT.MAG.CARBONATE (MAGNESITE)			383	537
251990 MAGNESIUM OXIDE	12826	42183	14944	48784
252010 GYPSUM	340	6526	1610	9533
252020 PLASTERS OF CALCINED GYPSUM	5670	11918	326	2065
252100 LIMESTONE FLUX;LIMESTON CEMENT				81
252210 QUICKLIME		1149	63	676
252220 SLAKED LIME		851	309	2049
252310 CEMENT CLINKERS	17825	81267	12988	77117
252329 OTHER PORTLAND CEMENT	90176	329710	41341	150784
252330 ALUMINOUS CEMENT(CEMENT FONDU)	2085	3951	1022	3071
252390 OTHER HYDRAULIC CEMENTS	1417	80618		58994
252490 OTHER ASBESTOS	31887	104312	28457	74890
252520 MICA POWDER		442		530
252610 TALC NOT CRUSHED NOT POWDERED	329254	1392030	122022	258113
252620 NA-STEATITE/TALK, CRUSH/POWDER	1955	6005	256	4114
252800 NATURAL BORATES & CONCENTRATES		413		
252910 FELDSPAR	1682	5652	1285	3263
252922 FLUORSPAR>97% CALCIUM FLORIDE	5549	15577	28	3192
253010 VERMICULITE,PERLITE CHLORITES	69	844	628	697
253090 NATURAL MANGANESE DIOXIDE	36709	107166	22165	85525
260120 ROASTED IRON PYRITES	698	698		
260300 COPPER ORES AND CONCENTRATES		45		
260700 LEAD ORES AND CONCENTRATES	3242	7566	3045	4430
261000 CHROMIUM ORES AND CONCENTRATES	4292	7750		1840
261400 TITANIUM ORES & CONCENTRATES		6337		7270
261510 ZIRCONIUM ORES AND CONCENTRATE		3067		
261800 GRANULATED SLAG M/G IRON,STEEL	10432	39828	27048	99533
261900 SLAG,DROSS OTH WASTE,IRN/STL				1157
262011 HARD ZINC SPELT MAINLY OF ZINC		1817	1475	2011
262030 ASH&RESIDUES MAINLY OF COPPER		81		
262040 ASH&RESIDUE MAINLY OF ALUMNIUM	280	430	266	532
262099 OTH ASH&RESIDUE CANTAIN METAL		28		
262190 OTH SLAG &ASH,RESIDUES M-WAST	1330	6898		870
270111 ANTHRACITE NOT AGGLOMERATED		97		182
270112 BITUMINOUS COAL,NOT AGGLOMERAT	5816341	23438365	2208096	8565427
270119 OTHER COAL,NOT AGGLOMERATED	2632899	3564621	1749245	5212151
270300 PEAT INCLPEAT LITTER	1504	11877	21	12246
270400 COKE OF COAL	274887	836916	236438	824286
270500 COAL GAS,WATER GAS,SIMILAR GAS		236		
270600 COAL TAR		279		
270710 BENZOLE (BENZENE)		5500		
270730 XYLENE (XYLENES)	146443	631350	118772	435625
270750 OTH STOCK FOR CARBON BLACK	26857	99754	32446	44347
270791 CREOSOTE OILS		2863	945	945
270799 CARBON BLACK OIL	70925	271697	1220	80541
271019 KEROSENE	1576640	6140642	1436775	3983321
271129 OTH GAS HYDROCARBON GAS STATE	631	1135	1804	3691
271210 PETROLEUM JELLY	51080	127518	25950	81807
271220 PARAFIN/WAX,CONT WT<0.75%OIL	30240	118766	15996	53079
271390 CARBON BLACK OIL		580		
271410 BITUMEN OIL SHALE & TAR SANDS		124		
271500 BITUMEN MIXTURES,NATURAL	2014	9521	7077	15508
271600 ELECTRICAL ENERGY		467875	568865	2772317
280120 IODINE	59	47544		19969
280130 FLOURINE, BROMINE		8		
280200 SULPHUR, SUBLIMED/PRECIPIATED		3		302

Contd.

10.11 Imports by Economic Categories (Detail)

(In Thousand Rupees)

Items	September, 2017	From July, 2017	September, 2016	From July, 2016
280300 CARBON BLACK (RUBBER GRADE)	272946	698185	124243	647359
280410 HYDROGEN.	22	508	270	924
280421 ARGON	7617	19735	5453	12709
280429 OTHER, RARE GASES.	7706	24765	13189	27443
280430 NITROGEN	755	2283	467	612
280440 OXYGEN	174	548	101	101
280469 OTHER SILICON	1472	6354	10352	14134
280470 PHOSPHORUS	3418	9442		10865
280480 ARSENIC		3686		
280490 SELENIUM	11053	33232	5958	20144
280511 SODIUM	284	284		
280512 CALCIUM		1124		746
280519 OTHER ALKALI METALS	8079	13906	2183	11019
280540 MERCURY		2	28	6065
280610 HYDROGEN CHLORIDE (HCL ACID)	184	509	688	804
280700 SULPHURIC ACID; OLEUM	268	3386	1258	2103
280800 NITRIC ACID	12431	31361	5014	19589
280910 DIPHOSPHORUS PENTAOXIDE	1801	2296	1319	3086
280920 PHOSPHORIC ACID	1251425	6007116	2427960	6731681
281000 OXIDE OF BORON	20419	52463	14837	52144
281111 HYDROGEN FLUORIDE			3374	5019
281112 HYDROGEN CYANIDE		937		
281119 PHOSPHOR/HYPO PHOSPHORIC ACID	17793	36971	10567	33423
281121 CARBON DIOXIDE		49	166	73238
281122 SILICON DIOXIDE (SILICA)	74161	240802	47145	159889
281129 SULPHUROUS ACID GAS	321	2924		6719
281290 OTH HALIDE/HALIDE OXIDES	1028	10973	846	1166
281310 CARBON DISULPHIDE		12	14	14
281390 OTH SUPHIDE OF NON-METALS		2664		2638
281410 ANHYDROUS AMMONIA	414	840		452
281420 AMMONIA IN AQUEOUS SOLUTION	2298	5816	3477	7524
281511 SODIUM HYDROXIDE SOLID	5924	9996	9303	32406
281512 SODIUM HYDROXIDE AQUEOUS SOL	1142	1923		1006
281520 POTASSIUM HYDROXIDE (CAUSTIC)	32264	121593	16650	86410
281530 PEROXIDES OF SODIUM/POTASSIUM		4488	3	3
281610 MAGNESIUM HYDROXIDE	604	7052	862	14412
281640 STRONTIUM,OXIDE,H-OXIDE,PEROXI			35	2013
281700 ZINC OXIDE;ZINC PEROXIDE	19727	57723	10798	51294
281810 ARTIFICIAL CORUNDUM NOT DEFIN	5715	12087	6118	12920
281820 ALUMINIUM OXIDE O/T ARTIFICIAL	5312	37723	32157	65045
281830 ALUMINIUM HYDROXIDE	26680	103545	18545	99800
281910 CHROMIUM TRIOXIDE	9196	36031	11672	17112
281990 CHROMIUM OXIDE	820	6022	750	3488
282010 MANGANESE DIOXIDE,ELECTROLYTE	2325	6354		1491
282090 OTHER, MANGANESE OXIDES		286	2111	13628
282110 IRON OXIDES	49629	202237	50827	163362
282200 COBALT OXIDE & HYDROXIDE	11210	25848	1876	17045
282300 TITANIUM DIOXIDE	43368	98216	18454	46908
282410 LEAD MONOXIDE(LITHARGE,MASICOT	538	15007	4398	4940
282490 OTHER, LEAD OXIDES		2		
282510 HYDRAZINE,YDROXYLAMINE SALT	3590	23764	13219	20272
282530 VANADIUM OXIDES AND HYDROXIDES	90	5506		
282540 NICKEL OXIDES AND HYDROXIDES		2081		2374
282560 GERMANIUM OXID/ZIRCONIUMDIOXID	11	529		
282570 MOLYBIDENIUM OXIDES/DIOXIDES		32		
282580 ANTIMONY OXIDES	17322	36231	571	1655
282590 OTH INORGANIC BASE/METAL OXIDE	6830	9281	559	4969
282619 OTHER, FLOURIDES	525	3978	1850	4891
282630 SODIUM HEXAFLOALUMINATE	742	872		
282690 OTHER,COMPLEX FLUORINE SALTS		645	204	204
282710 AMMONIUM CHLORIDE	11015	20953	6918	17613

Contd.

10.11 Imports by Economic Categories (Detail)

(In Thousand Rupees)

Items	September, 2017	From July, 2017	September, 2016	From July, 2016
282720 CALCIUM CHLORIDE	4807	28229	3343	21005
282731 CHLORIDES OF MAGNESIUM	836	11357	9050	12274
282732 CHLORIDES OF ALUMINIUM	1488	5893		
282735 CHLORIDES OF NICKEL	652	5745	2142	9229
282739 OTH CHLORIDE OXIDES,BROMIDES	6727	37042	11565	27166
282741 CHLORIDE OXIDE/HYDROXIDE COPPER		149		73
282749 OTH CHLORIDE OXIDE/HYDROXIDES			76	156
282751 SODIUM POTASSIUM BROMOMIDES	1062	1065	28	274
282759 OTH BROMIDE/BROMIDE OXIDE	845	963	35	110400
282760 IODIDES AND IODIDE OXIDES	4626	7149	1206	1739
282810 COMERCIAL CALCIUM HYPOCHLORITE				85
282890 OTH HYPOCHLORITES/HYPOBROMITES	1721	8095	4186	18909
282911 CHLORATES OF SODIUM		1751	1814	1814
282919 POTASSIUM CHLORATES	25684	96051	11592	90758
282990 OTH BROMATES/PERBROMATE/IODATE		8336	58	596
283010 DITHIONITES OF SODIUM	88247	289228	101082	277186
283090 OTH SULPHIDES NOT CHEM-DEFINED		60	109	109
283110 DITHIONITES OF SODIUM	75268	309645	62088	219754
283190 FORMALDEHYDE SULPHOXYLATES	635	413289	30165	233692
283210 OTH SODIUM HYDROGEN SULPHITE	35279	153995	14977	61962
283220 AMMONIUM SULHITE	2083	5253	3	6961
283230 THIOSULPHATES	1974	3109	613	2510
283311 DISODIUM SULPHATE	133828	428860	119599	389587
283319 OTHER SODIUM SULPHATES	3077	19946	2087	9546
283321 MAGNESIUM SULPHATE(EPSOM SLATE)	2901	10019	1591	7371
283322 SULPHATES OF ALUMINIUM	4430	19399	1240	13824
283324 SULPHATES OF NICKLE	9973	28408	8338	25691
283325 SULPHATES OF COPPER	15714	28032	13216	44506
283327 SULPHATES OF BARIUM	10496	29706	5930	15000
283329 SULPHATES OF FERROUS	110465	505073	57417	295718
283330 ALUMS	124	682	9	9
283340 PEROXOSULPHATES(PERSULPHATES)	3458	16734	3841	22724
283410 SODIUM NITRATE	99	18365		20727
283421 NITRATES OF POTASSIUM	4427	27381	2823	13962
283429 OTHER NITRITES	5116	16399	5150	14517
283510 PHOSPHINATES & PHOSPHONATES	1019	1194	2069	3109
283522 PHOSPHATES OF MONO SODIUM	23028	44096	11314	40366
283524 PHOSPHATES OF POTASSIUM	5363	29011	3259	9121
283525 CALCIUM HYDROGEN-ORTHOPHOSPHAT	130013	335287	153313	355778
283526 OTH CALCIUM PHOSPHATE (PURE)	100256	229307	68614	119466
283529 PHOSPHATES OF ALUMINIUM	1988	7869	1615	5601
283531 SODIUM TRIPHOSPHATE	78197	232553	50764	185350
283539 OTHER, POLYPHOSPHATES	30665	107381	25091	58123
283620 DISODIUM CARBONATE NATURAL	108533	230088	80267	405830
283630 SODIUM HYDROGEN CARBONATE	21024	69807	10773	45610
283640 POTASSIUM CARBONATE	5127	67087	4294	31723
283650 CALCIUM CARBONATE	12008	51094	13623	37353
283660 BARIUM CARBONATE	34902	77078	19153	29290
283691 LITHIUM CARBONATE		6320		
283692 STRONTIUM CARBONATE	27	27	5	5
283699 MAGNESIUM CARBONATE	136277	300159	34665	160140
283711 CYANIDES OF SODIUM	10500	20407	10549	10549
283719 OTH CYANIDE/OXIDES	711	1676		597
283720 COMPLEX CYANIDES	41	652	86	150
283911 SODIUM METASILICATES	5050	17496	1374	5050
283919 SODIUM SILICATE	1534	3545	1317	4481
283990 OTHER, METAL SILICATE	409	13435	122	6485
284019 OTH DISODIUM TETRABORAT(REFINE)	26662	59679	20335	70073
284020 OTHER, BORATES		16001		14836
284030 PEROXOBORATES (PERBORATES)	6	226		
284130 SODIUM DICHROMATE	37014	99078	15598	29160

Contd.

10.11 Imports by Economic Categories (Detail)

(In Thousand Rupees)

Items	September, 2017	From July, 2017	September, 2016	From July, 2016
284150 SODIUM CHROMATE	106	4341	2308	41008
284161 POTASSIUM PERMANGANATE		19656	5276	15213
284170 MOLYBDATES	19	109	124	431
284180 TUNGSTATES (WOLFRAMATES)		6		
284190 SODIUM STANNATE		1077	5	400
284210 DOUBLE OR COMPLEX SILICATES.	12722	57765	12877	57937
284290 FULMINATES,CYANATES&THIOCYANAT	34	55	6943	15180
284321 SILVER NITRATE.	570	950	1012	1153
284329 OTHER,SILVER COMPOUNDS		105	272	837
284330 GOLD COMPOUNDS.	8	8	26	26
284390 OTHER COMPOUNDS,AMALGAMS	56	196		3922
284440 RADIOACTIVE EL/ISOTOP COMP ALY	18501	45302	40685	69307
284590 OTH ISOTOPES & THEIR COMPOUNDS	31	31		1046
284610 CERIUM COMPOUNDS.		30	1827	3184
284690 OTH RARE EARTH METAL COMPOUNDS	16	1116	14	3015
284700 HYDROGEN PEROXIDE SO-WITH UREA	21100	45551	69852	196558
284910 CALCIUM CARBIDES		124326	40800	142204
284920 SILICON CARBIDE	3144	10892	5795	12455
284990 OTHER CARBIDE		87		
285000 HYDRIDE,NITRIDE,AZIDE,BRMD ETC	79	833	184	479
285210 INORG/ORGA COMP CHEM DEFINED	1157	7734	2763	6527
285290 OTH INORG/ORGA COMP-MERCURY	7	230	3331	14488
285310 CYANOGEN CHLORIDE (CHLORCYAN)		24		
285390 OTH INORGANIC COPM AMALGAMS	1680	3684	944	2234
290899 OTH SULPHONATED DER OF PHENOLS	9949	27452	8030	23130
290911 DIETHYL ETHER				190
290919 METHYL TERTIARY BUTYLE ETHER	1212	7349	1897	6802
290920 CYCLANIC,CYC ETHER HALOGEN DER		9095		405
290930 AROMATIC ETHER HALOGEN SULPH'T	9214	39481	6271	18510
290941 2,2-OXYDIETHANOL(DIETHYL GLYCL	119943	391936	103092	322177
290943 MONOBUTYL ETHER,ETHYLEN GLYCOL	18179	43900	11106	26422
290944 OTH INGREDIENTS FOR PESTICIDES	38427	86250	14663	83926
290949 NITROSATED BASE PESTICIDES	67153	145957	19487	63465
290950 ETHER-PHENOLS,ETHERALCH PHENOL	2523	8087	1713	13353
290960 ALCH PEROXID,ETH PEROXID,KETON	36558	80013	29294	70440
291010 OXIRANE (ETHYLENE OXIDE)	2462	6992		
291030 1-CHLORO-2,3-EPOXYPROPANE	10091	16607	7785	23323
291090 OTH,EPOXIDE,EPOXYALCH,EPOXYPHL	301	4263		
291100 ACETAL HEM/ACETAL,OXYFUNC HEL		330	139	2994
291211 METHANE WITHOUT OTH OXYGN FUNC		49		2153
291212 ETHANE WITHOUT OTH OXYGEN FUNC	182	381		
291219 OTH,ACYCLIC ALDEHYD W/O OTHOXY	3399	27260	4689	27576
291221 BENZALDEHYDE W/O OTH OXY FUNC	42	42	900	996
291229 OTH CYCLIC ALDEHYD W/O OXY FUN	1465	6655	1499	7728
291241 VANILLIN(4-HYDROXY-3-METHOXYBZ	19280	52039	10179	20212
291242 ETHYLVANILIN(3-ETHOXY-4HYDROXY		1044	512	1549
291249 OTH ALDEHYDE-ETHER/PHENOL/OXYG	185	859	23	1048
291260 PARAFORMALDEHYDE	14127	21454	5822	10132
291300 HALOGEN,SULPHONAT,NITRAT DERV	183	247		30
291411 ACETONE	1270	28547	2908	13053
291412 BUTANONE(METHYL ETHYL KETONE)	26957	67639	9268	36418
291413 4-METHYLPENTAN-2-ONE	2288	2893	14	450
291419 OTH,ACYCLIC KETONE W-OUT OXY-F	534	811	3	437
291422 CYCLOHEXANONE,METHYLCYCLOHEXON	17359	87526	1907	23873
291423 IONONES AND METHYLIONONES				4364
291429 ISOPHORONE	8655	14578	2918	8374
291439 OTH,AROMATIC KETONE W/O OXYGEN	778	1198	816	2633
291440 KETONE-ALCOHOL KETONE-ALDEHYDE	9445	31288	1812	11004
291450 KETONE-PHENOL/KETONE W/O OXYGN	1880	8062	402	3015
291469 OTHER QUINONES		3894	5816	18395
291479 OTH HALGNAT,SULPH,NITRAT DERIV		872	73	861

Contd.

10.11 Imports by Economic Categories (Detail)

(In Thousand Rupees)

Items	September, 2017	From July, 2017	September, 2016	From July, 2016
291899 OTH INGREDIENTS FOR PESTICIDES	50038	143016	43742	124823
291910 TRIS(2,3-DIBROMOPROPYL)PHOSPHA			307	307
291990 OTH INGREDIENTS FOR PESTICIDES	6702	22729	2969	24930
292019 OTH THIOPHOSPHORICESTERS, DERI		161		73
292021 DIMETHYL PHOSPHITE				15
292090 SULPHONIC ESTERS/DERIVATIVES	29865	115657	10941	31897
292111 METHYLAMINE,DI/TRI & ITS SALT	146	14088		7307
292112 DIMETHYLAMINO ETHYLCHLORD HCL		1099		
292114 DISOPROPYLAMINO ETHYLCHLORID		5		
292119 PARAXYLIDINE SULFAMIC ACID	21509	35009	6387	16386
292121 ETHYLENEDIAMINE AND ITS SALTS	9152	30636	11605	29755
292122 HEXAMETHYLENEDIAMINE/ITS SALTS				3657
292129 ACETO ACETIC ORTHO ANISIDINE	1054	21045	2105	16002
292130 CY-CLANIC,LENIC LOTERPENI/SALT	2871	23837	3638	24718
292141 ANILINE		5992	2761	5760
292142 ANILINE DERIVATIVES/ITS SALT	217476	535274	21185	71861
292143 OTH TOLUIDINE/DERIVATIV/SALT	678	5299	12750	13458
292144 DIPHENYLAMINE/ITS DERIV/SALT		112	26	26
292145 SODIUM NAPHTHIONATE	2833	9393	2844	10598
292149 OTH,AROMATIC MONOAMIN DER/SALT	69800	158934	102292	314299
292151 DIAMINOTOLUENE BASE PESTICIDES	94787	355804	22558	103001
292159 OTH AROMATIC POLYAMIN DER/SALT	5228	30474	7297	11574
292211 MONOETHANOLAMINE AND ITS SALTS	3514	11221		18931
292212 DIETHANOLAMINE AND ITS SALTS	6248	15727	6154	13321
292215 TRIETHANOLAMINE	887	18421	11386	43055
292217 METHYL & ETHYL DIETHANOLAMINE	1801	11826	3439	3439
292219 N,N-DIMETHYL-2-AMINOETHANOL/SA	149406	431573	106169	329712
292221 AMINOHYDROXYNEPHLENE ACID/SALT	8434	84522	23819	83415
292229 OTH AMINO NAPHTHOL/PHENOL ETHER	166962	346863	66158	249935
292239 OTH AMINO ALDEHYDES	37559	39191	480	4595
292241 LYSINE/ITS ESTER SALT THEREOF	194356	558929	119383	321907
292242 MONOSODIUM GLUTAMATE	304403	729361	85659	562247
292249 OTHER ALANINE	322368	939551	326202	968107
292250 AMINO-ALCOH-PHENOLS,AMINO ACID	128202	415578	73055	257612
292310 CHOLINE AND ITS SALTS	1827	3173	4707	8159
292320 LECITHIN/OTH PHOSPHOAMINOLIPID	32170	59800	5741	31533
292390 BETAIN	90389	162209	38743	137180
292419 ACETAMIDE	58756	238536	42324	147124
292421 UREINES/DERIV/SALT THEREOF	820	844	5448	9498
292429 PARACETAMOLE	137663	618112	95080	450390
292511 SACCHARIN AND ITS SALTS	33462	96750	23388	65239
292519 OTH IMIDE/DERIV/SALT THROF	690	14379	8098	8611
292529 DIPHENYL-GUANIDINE	67502	172935	44473	155481
292610 ACRYLONITRILE		8466		10121
292620 1-CYANO GUANIDINE(DICYANDIAMIDE	8091	21867	12607	17802
292690 ALPHACYANO,3-PHANOXYBENZYL ETC	604897	2787950	285565	2674238
292700 BENZENE-DIAZONIUM CHLORIDE	21535	97106	6671	63810
292800 PHENYL-HYDRAZINE	1810	20462	9363	22101
292910 ISOCYANATES W-NITROGEN FUNCTIO	780720	2355029	474146	1025640
350790 OTH ENZYMES/PREP ENZYMES	276375	885068	302945	826111
360200 PREP EXPLOSIVE O/T POWDER		107927	20041	20041
381590 OTHER CATALYTIC PREPARATIONS	28378	310519	25565	100531
401039 OTH TIMING BELT FOR VEH CH-87	13454	60939	7636	41475
401110 NEW PNEUM TYRES FOR MOTOR CARS	486122	1440617	405650	1362359
401120 NEW PNEUM TYRES LIGHT TRUKS	2570016	7943223	2334871	7551400
401130 NEW PNEUM TYRES RUB AIRCRAFTS	29569	89064	20337	79906
401140 NEW PNEUM TYRE RUBB MOTORCYCLE	27574	33245	2436	9916
401150 NEW PNEUM TYRE RUBB BICYCLES	2862	7609	1122	5265
401170 TYRE AGRICULTURE VEH/MACHINE	170625	565745	175239	502281
401180 TYRE INDUSTRIAL/CONST VEH/MACH	10690	20739	5904	14522
401190 OTH TYRE NEW PNEUMATIC RUBBER	111693	369132	190124	406212

Contd.

10.11 Imports by Economic Categories (Detail)

(In Thousand Rupees)

Items	September, 2017	From July, 2017	September, 2016	From July, 2016
401212 RETREATED TYRE FOR BUSES/LORRY		54	10	10
401219 OTHER RETREATED TYRE OF RUBBER			6	1248
401220 USED PNEUMATIC TYRES OF RUBBER			26	26
401290 OT FLPS FOR TYRES/TUBE H-8701	26983	69663	2477	10563
401310 INNER TUBES OF BUS/LORRY/TRUCK	33453	130438	20928	67599
401320 INNER TUBES FOR BICYCLES	1094	3972	928	6463
420340 OTHER CLOTHING ACCESSORIES	18259	48510	18766	36651
440290 OTH WOOD CHARCOAL NOT AGGLOMER	1091	3057	1542	2113
440500 WOOD WOOL;WOOD FLOUR.	1876	2977	3492	8166
440611 RAIL SLEEPER CON. WOOD,N-IMP		150		
440691 OTH RAILW SLEEPER OF CON.WOOD				840
440692 OTH N-CONF RAIL SLEEP WOOD		105		
440711 WOOD SAWN/CHIPPED OF PINE	47394	133706		
440712 WOOD SAWN/CHIPED OF FIR&SPRUCE	9675	47875		
440719 WOOD SAWN/CHIPED OTH CONIFER	59701	176914		
440725 TROPICAL WOOD DARK RED MERANTI	20146	76799	20782	39221
440726 TROPICAL WOOD WHITE LAUAN ECC	32248	86152	36651	72926
440727 SAPELLI	2573	3586		2763
440729 OTH TROPICAL WOOD NON-CONF SAW	343294	1055715	308265	1052419
440791 OAK WOOD,SWAN/CHIPPED LEN WISE	4515	10850	1351	1351
440792 BEECH WOOD SWAN/CHIPPED LWISE	1494	21651	7353	23958
440793 OTH TROPICAL WOOD OF MAPLE			165	165
440795 OTH TROPICAL WOOD OF ASH	77476	288779	75617	195276
440890 WOOD STATE	11220	25681	17219	39002
440910 WOOD CONIFEROUS SPECIES SHAPED	47	96		
440921 WOOD NON-CONIFEROUS OF BAMBOO			8	1164
440922 NON CONIFEROUS TROPICAL WOOD		590		
441700 BOOT & SHOE LASTS OF WOOD	239	5088	1114	4852
441810 WINDOWS FRENCH WINDOWS & FRAME				593
441820 DOORS FRAMES AND THERSHOLDS	26294	60667	14766	35519
441840 SHUTTERING FOR CONCRETE C/WORK	13648	35449		78
441874 ASSE FLOOR PANEL(MOASIC FLOOR)				8
441879 OTH ASSEMBLED FLOORING PANELS	1447	10643	120	1324
551694 W-FAB ART FIB<85%WT O/FIB PTIN	65691	500673	206899	657463
560121 OTH ARTICLES OF COTTON WADDING	3747	7633	136	555
560122 OTH WADDING OF MAN-MADE FIBRES	2180	3652	774	814
560129 OTHER, WADDING ARTICLES	2175	2734		4940
560600 GIMPED YARN,AND STRIP AND LIVE	49697	138700	22262	76446
560721 BINDER/BALER TWINE OF SISAL	509	516		3871
560729 OTH,TWINE,CORDAGE,ROPE&CABLE	1685	6291	2885	10141
560741 BINDER/BALER TWINE OF POLYTHNE	6964	10773		6411
560749 OTH TWINE,CORDAGE,ROP,CAB POLY	27267	64224	10847	45292
560750 TWINE,CORDAGE,ROPE,OTH SYN FIB	10109	18668	8033	18293
560790 OTH,TWINE,CORDAGE,ROPE & CABLE	9966	29607	3891	21309
560811 FISHING NETS MAN-MADE TEX MAT	29232	87687	34862	99863
560819 OTH, MADE UP NETS OF TEX MAT	14070	57740	15665	40153
560890 OTH,NOTTED NETS/NETTING ROPE	444	17719	18970	24419
591000 TRANSMISON CONYOR BELT TEX MAT	14817	60780	13855	28842
591110 TEX FAB,FELT & FELT-LINED FAB.	25171	64574	14648	55824
591120 BOLTING CLOTH,WHET/NOT MADE UP	3382	14692	7132	15050
591131 TEX FAB & FELTS,< 650G/SQM .	15432	41353	14512	25867
591132 TEX FAB & FELTS,>0650G/SQM .	34345	122259	14700	65072
591140 STRAINING CLOTH USEDOIL PRESS	131	964	5	1368
670490 WIGS,BEARD,EYE-BROW OF OTH MAT	172	1208	7	7
680100 ARTICLE OF STONE PLAS CEMET		17		1102
680210 TILES CUBES AND SIMILAR ARTICL		108		
680221 MARBLE,TRAVETINE & ALABASTER	8768	34620	18103	77199
680223 GRANITE	46147	175701	71157	249132
680229 OTHER BUILDING STONE CUT/SAWN	658	899	640	640
680291 OTH MARBL TRAVERTIN&ALABASTER	18914	55539	2815	8560
680292 OTHER CALCAREOUS STONE	8216	8216		

Contd.

10.11 Imports by Economic Categories (Detail)

(In Thousand Rupees)

Items	September, 2017	From July, 2017	September, 2016	From July, 2016
680293 OTHER GRANITE	26614	106851	7312	30345
680299 OTHER STONE	12868	28983	11239	24427
680690 OTH ARTICLE OF HEAT INSULATING	2757	57804	15083	19495
680710 ARTICLE OF ASPHALT IN ROLL	8929	35729	584	6687
680790 OTH ARTICLE OF ASPHALT MATERL	20	991		33
681099 OTH ARTICLE OF CEMENT	21193	43096		606
681140 ARTICLES CONTAINING ASBESTOS		6469		
681181 CORRUGATED SHT NOT CON ASBESTO	2765	12852		2315
681182 O-SHT,PANEL,TILES,NOT CON ASBE	14546	33568	40800	63201
681599 ONYX (MARBLES)	10706	31246	4659	21070
690100 BRICK , TILE OF SILI FOSSIL	1	102	23	75
690210 REF BRICK,TILE>50%MG,CA<=1600C	132344	330882	80558	223119
690220 CERAMIC>50%SILICA,ALUM<=1600C	30857	106279	12255	69930
690390 REFRACTRY PROD,INCL OVAN,KILN	3591	32210	32212	76325
690410 CERAMIC BUILDING BRICKS		2382		
690490 OTH C/FLOORING BLOCKS F/TILE	4344	8955	9	1574
690510 ROOFING TILES	3725	5724	45	45
690590 OTH CHIMNEY-POTS,COWLS,ETC.	98	221	6639	14603
690600 CERAMIC PIPES CONDUITS&FITING		22	64	64
690721 TILES POLISHED WAT AB 0.5%	768571	2863518	368462	1162403
690722 TILE POLISHED WAT AB >0.5%<10%	626631	1969527		
690730 MOSAIC CUBES AND SIMLAR ARTICL		134		427
691490 OTH CERAMIC ARTICLES O/TH PORN	778	1773	577	34915
700210 BALLS IN GLASS UNWORKED	22701	58600	5930	15942
700220 RODS IN GLASS UNWORKED	49	49		
700232 TUBE OF OTH GLASS UNWORKED		2133	3	408
700239 NEUTRAL GLASS TUBING MFG AMPOU	73271	170065	44521	125669
700312 NON-WIRED SHEETS COLOURED,FLAS	18876	33889	13603	26420
700319 OTH NON WIRED SHEETS OF GLASS	6169	23162	17237	27187
700320 WIRED SHEETS GLASS		378	3021	3021
700420 GLASS COLOURED OPACIFIED FLASH	103	116		
700490 OTHER GLASS	5415	26753	3674	15353
700510 NON-WIRED GLASS HAVE ABSORBENT	24712	81211	9836	49989
700521 NON-WIRED GLASS COLOURED,OP/FE	22344	60345	7085	40437
700529 OTHER, NON-WIRED GLASS	15645	39179	5835	33746
700600 GLASS PLATE WORKED NOT FRAMED	6574	91341	7618	26216
700711 REAR/WIN GLAS VEH H- 87043190	59690	209437	44862	103539
700719 OTH THOUGHENED SAFTY GLASS	16719	114338	26475	98082
700721 LAMINA SAFETY GLAS H-87043190	23407	88022	6180	23178
700729 OTHER, LIMINATED SAFETY GLASS	23270	76618	8340	38815
701090 OTH CARBOYS BOTT,FLASK,JAR,POT	174738	396993	130672	350927
701110 FOR ELECTRIC LIGHTING	1025	7142	6691	20254
701120 FOR CATHODE-RAY TUBES				168
701400 GLASS HEAD LAMPS VEH H- 87.11	89	1488	981	3036
701510 GLASS FOR CORRECTIVE SPECTACLE		113		6
701610 GLASS CUBES/OTH SMALLWARE	12952	22615	8215	17108
701919 OTH YARN OF GLASS FIBRE/THREAD	6731	23389	92	15446
701931 GLASS MATS	43052	141690	30178	135278
701932 THIN SHEETS (VOILES)	21642	216455	71576	235278
701959 OTH WOVEN FABRICS	10067	17301	1839	4241
710210 UNSORTED, (ROUGH) DIAMONDS				1665
710490 OTH SYN/RECONSTI SEM/PRE STONE		8993	110	110
711890 OTHER COIN	632	875	169	11940
720110 NON-ALLOY PIG IRON<0.5% PHOSP	72316	290279	94453	265055
720120 NON-ALLOY PIG IRON>0.5% PHOSP				149
720211 FERRO-MANGANESE CONT 2% CARBON	88537	283995	53106	149159
720219 OTH FERRO-MANGANESE		133	9056	9056
720221 FERRO-SLICON CONT >55% SILICON	19632	77900	6438	121932
720229 OTH FERRO-SILICON	13762	39597	9434	32175
720230 FERRO-SILICO-MANGANESE	363073	1177301	177753	385057
720241 FERRO-CHROMIUM CONT >4% CARBON	3767	8449	649	4974

Contd.

10.11 Imports by Economic Categories (Detail)

(In Thousand Rupees)

Items	September, 2017	From July, 2017	September, 2016	From July, 2016
720249 OTH FERRO-CHROMIUM	744	3015	2291	3943
720250 FERRO-SILICO-CHROMIUM				1045
720270 FERRO-MOLYBDENUM	3587	3640		3005
720280 FERRO-TUNGSTEN&FERRO-SIL-TUNGS	79	1272	252	733
720291 FERRO-TITANIUM/FERO-SILI TITAN	48	48		
720292 FERRO-VANADIUM		1954		
720293 FERRO-NIOBIUM	79	1159	157	157
720299 OTHER FERRO-ALLOYS	603	2897		1058
720390 OTH FERROUS PRODUCTS		109	43	43
720410 WASTE/SCRAP C.IRON RE-ROLLABLE	4538	74314	6913	30050
720421 WASTE/SCRAP OF STAINLESS STEEL	14166	36218	14928	76949
720429 WASTE/SCRAP OF OTH ALLOY STEEL	1370	1423	255	282
720430 WASTE/SCRAP TINNED IRON/STL	259284	979553	152892	535603
720441 TURNING,SHAVING,MILLING WASTE	5628186	19320065	2601342	8077108
720449 OTH RE-ROLLABLE WASTE /SCRAP	6525849	23190146	4002551	11470337
720450 REMELTING SCRAP INGOTS	1143	5590	4339	14220
720510 GRANULES OF PIG IRON	11279	17477	4303	11227
720521 POWDERS OF ALLOY STEEL	635	1314		
720529 OTH POWDER PIG IRON&SP IRON/ST	3157	13190	215	6107
720610 INGOTS OF IRON ON STEEL.				8866
720690 OTHPRIM FORM (EXCL H-72.03)				231
720711 BILLETS RECT/SQUAR IRON/NA.STL	49746	124713		71420
720712 OTH BILLETS RECT EXCL SQUA I/S				50120
721790 OTH WIRE OF IRON/NON-ALOY-STEEL	15823	85597	40711	70380
722300 WIRE OF STAINLESS STEEL	63664	111501	14589	46659
732599 OTH CAST ARTI OF I/S NES	46537	281253	21092	48240
732611 GRIND BALL&SIMI ARTI FOR MILLS		28087	915	1047
732690 OTHER X-FILM HANGERS	421383	1659065	746848	2122312
740200 UN-REFINED CODDER, COPP ANODES		1		
740311 REFINED COPPER,CATHODES&SECTIN	799005	2389317	959411	2259005
740312 REFINED COPPER WIRE-BARS			23	14444
740319 OTHER, REFINED COPPER	271	4567	222	3176
740321 COPPER-ZINC BASE ALLOYS(BRASS)	12	531		1231
740322 COPPER-TIN BASE ALLOY (BRONZE)	3702	9672	1840	6568
740329 OTH COPPER ALLOYS(O/T H-74.05)	194	2147	923	1787
740400 BRASS SCRAP	122641	417346	87944	286267
741999 COPPER SPRINGS	3461	86439	3592	14952
750210 NICKEL, NOT ALLOYED	73493	258469	52065	230143
750220 NICKEL ALLOYS	110	923	15	324
750890 NICKLE ROTARY PRINTING SCREEN	28865	183465	85554	201619
760110 ALUMINIUM, NOT ALLOYED	379203	1564051	610567	1400995
760120 ALUMINIUM ALLOYS	259726	871844	236699	765702
761699 CASING,FORGING ROUGH STAT ALUM	42094	140432	128332	178101
780110 REFINED UN-WROUGHT LEAD	276764	2549871	848298	2819093
780191 OTH UNWROUGHT LEAD CON ANTIMON	48191	225221	9548	42660
780199 OTH UNREFINED LEAD&LEAD ALLOYED	31127	77623	17990	54941
780600 WIRE OF LEAD	4729	11429	1949	10246
790111 ZINC NOT ALLOYED WT=>99.99%	320217	1547988	170664	420924
790112 ZINC NOT ALLOYED WT < 99.99%		28013		
790120 ZINC ALLOYS	36154	161210	10030	381011
790700 ZINC SLUGS FOR DRY BAT CEL CON	31314	46032	2799	12112
800110 TIN, NOT ALLOYED	29786	192248	40751	168499
800120 TIN ALLOYS	23	3054	2084	2084
800700 TIN PLAT, SHET,STRIP TH>0.2MM	5	14		33
810110 TUNGSTEN POWDERS		276		
810196 OTHER WIRE OF TUNGSTEN	4267	8495		1993
810199 BAR/ROD,PLA,SHET,FOIL TUNGSTEN	104	567	30	608
810296 OTHER MOLYBDENUM WIRE	323	2015		446
810390 OTH TANTALUM&ARTICLES THEREOF		786	129	442
810411 UNWROUGHT MAGNESIUM BY WT99.8%	2747	4033	220	2241
810419 OTH ARTICL UNWROUHT MAGNESIUM	118	2874		

Contd.

10.11 Imports by Economic Categories (Detail)

(In Thousand Rupees)

Items	September, 2017	From July, 2017	September, 2016	From July, 2016
810490 OTHER ARTICLE OF MAGNESIUM	16	21	2779	2779
810520 COBALT MATTES& OTH PRODUCTS		56943	11657	21584
810590 OTH INTERMEDIATE PRO OF COBALT		12639		755
810790 OTH CADMIUM,WROUGHT & ARTICLES	316	316		
810890 OTH TITANIUM WROUGHT&ARTICLES	2024	41275	7008	20980
810920 UNWROUGHT ZIRCONIUM POWDER		62		
810990 OTH ZIRCONIUM AND ARTICLES			24019	24019
811010 UNWROUGHT ANTIMONY POWDER	23670	184972	85553	253255
811100 MANGANES&ARTCL INC WASTE&SCRAP	166	773	82	6315
811221 CHROMIUM UNWROUGHT POWDER	28	28	82	137
811229 OTH UNWROUG CHROMIUM INCL WAST		351	139	281
811299 OTH BASE METAL UNWROUGH&ARTICL				28
961900 DIAPERS FOR ADULTS WT EXC.25KG	893514	2703160	947562	2303268
3. CAPITAL GOODS TOTAL	140357901	482073539	133037183*	427802584
010612 WHALES, DOLPHINES & PERPOISES				5687
010619 OTHER MAMMALS	859	4084	43	7420
010631 FALCONS	630	1388		220
010632 PSITTACIFORMES(INCL.PARROTS)	9079	22978	2713	13426
010633 OSTRICHES,EMUS(DROMAIUSNOVAEH)	643	4844		648
010639 OTHER BIRDS	1967	7351	210	244
010641 BEES	12384	13509	15211	18139
010690 OTHER LIVES ANIMALS	1242	5577	1013	5317
621790 PARTS OF GAR/CLOTH ACCESSORI	219	760	179	2278
680300 WORKED SLATE/ARTICLE OF SLATE	40	40		
680410 MILL STONE AND GRIND STON MIL	32216	135309	13853	55971
680421 OTH MILLSTONE OF AGGLOMER SYNT	10530	25297	7812	36270
680422 MILL STONE AND GRIND STONE/OTH	105464	378652	61862	266243
680423 OTH MILLSTONE OF NATURAL STONE	9645	24020	383	7578
680430 HAND SHARPENING POLISH STONE	6652	22048	4446	18870
680510 BASE OF WOVEN TEXTILE FABRICS	51619	152032	30948	88237
680520 ON BASE OF PAPER OR PAPERBOARD	37635	95130	31606	74081
680530 ON BASE OF OTHER MATERIALS	2044	49709	13899	72176
680610 SLAG WOOL ROCKWOOL MINERAL WOL	4436	87165	4845	20905
680620 EXFOLIATED VERMICULITE EXPEND	854	5446	131	856
680800 PANELS,BOARDS,TILES BLOCKS ETC	1946	2527	1912	7917
680911 BOARDS,SHEETS,PANELS,TILES ETC	13695	34494	15307	50704
680919 OTH BOARDS,SHEETS,PANELS OF PL	3550	16558		1095
680990 INDUSTRIAL MOULDS OF PLASTER	420	1232		886
681011 BUILD BLOCK,BRICK OF CEMENT	52	8917	106	499
681019 OTH ARTICLE TILE,FLAGSTONE ETC	6271	39086	1302	10989
681091 PREFABRICAT STRUCTURAL COMPONT			573	573
681189 OTH ARTICLES NOT CON ASBESTOES	34	4605	372	4898
681291 CLOTHING ACCE OF ASBESTOES FIB				247
681293 COMPRESSD ASBESTOS FIB JOINING	8850	47361	2167	30261
681299 O-ARTI OF FABRICA ASBESTOS FIB	3027	7310	2988	5081
681320 FRICTION MAT ASBESTOS H87-11	14038	60047	18396	56671
681381 BRAKE LININGS&PADS VEH-H-8711	62029	176063	23352	120518
681389 O-BRAKE LINE&PADS NOT CON ASBE	3939	9706	991	6309
681410 PLATES,SHEETS STRIPS OF AGLOM	1791	5292	1316	2062
681490 OTH, ARTICLES OF MICA	4248	4338		129
681510 NON ELE ARTICLE OF GRAPHITE	19611	50219	8261	28803
681520 ARTICLE OF PEAT		217	30	311
690290 REF.BRICK,BLOCK,TILE TEMP1600C	3252	7685	60	4060
690310 CERAMIC CON>50% GRAPHITE,CARB	10826	27302	4200	25976
690320 COLD TUNDISH LINING SLIDE GATE	25777	98838	10787	44845
690723 TILES POLISHED WAT AB >10%	344570	1238290	1143471	3567910
690740 FINSHING CEREMICS	8312	32922	4137	29274

Contd.

10.11 Imports by Economic Categories (Detail)

(In Thousand Rupees)

Items	September, 2017	From July, 2017	September, 2016	From July, 2016
690911 LAB CERM WARE PORCELAIN/CHINA	84	1295		2627
690912 LAB CERM WARE HARD>9 MOH.SCALE	3175	3840	669	2198
690919 LAB CERAMIC WARE CHM/TECH USE	2406	79079	5784	11681
690990 OTH CERAMIC WARES AND SIMILARS	839	12610	26	366
691010 WASH BASIN, CERAMIC	85631	266249	70442	174128
691390 OTH STATUTTES, ORNAMENT	15433	17717	791	1425
691410 OTH CERAMIC ARTICLES OF PORCEL	10	584	72	320
710812 OTH UN-WRT GOLD 5kg&>N-MONETAR	122573	595967	111956	365127
710813 OTH SEMI-MANUF GOLD 5kg&ABOVE		75		
710820 MONETARY GOLD 5kg OR ABOVE	18728	39175		31903
711810 COIN (O/T GOLD),NOT LEGAL TEND	14	1580		
720720 IRON/ST.CROS SECT.165 X 165 MM	297	47839		
720810 COILS SECONDRY QUALITY I/S HR	16860	188721	17718	117192
720825 OTH C-HR I/S 4.75mm SECON QUAL	7112	26815		7331
720826 OTH C-HR TH3-4.75mm S-QLTY I/S	8710	20468	2926	16207
720827 OTH C-HR I/NA.S TH<3mm SE QLTY	11543	19284	1068	7099
720836 OTH C-HR I/S TH<10mm SEC-QLTY	5454	142090	73	27491
720837 OTH C-HR I/S TH<4.75-10mm S-Q		95175	15445	18542
720838 OTH C-HR I/NA-S TH3-4.75mm S-Q	28831	157201	149012	149012
720839 OTH C-HR I/NA-S TH<3 mm S-QLTY	3300381	8795640	2041562	6192630
720840 SEC QLTY HOT ROLL IR/NA-STEEL		17701	1832	302332
720851 OTH SEC QLTY IS-HR,TH>10MM	67532	619862	3527	194948
720852 OTH SEC QLTY I/S HR,TH>4.75-10	7423	231529	12935	17260
720853 OTH S.QLTY I/S HR,TH>3-4.75MM	19669	47393	12419	22843
720854 OTH S.QLTY I/S,TH<3MM H-ROLL	4423	33825	5874	27249
720890 OTH FLT-ROL PROD S.QLTY HR>600	30700	90220	196103	224915
720915 COIL I/NA-S CR TH 3mm/> S-QLTY	58956	84192	18995	76289
720916 COIL I/NA-S CR TH 1-3mm S-Q	437975	1167392	241051	1461702
720917 COIL CR I/NA-S TH 0.5-1mm S-Q	125321	416505	135527	874172
720918 COIL CR I/NA-ST TH< 0.5mm S-Q	368743	743049	63565	484740
720925 S.QLTY C-ROL I/S TH 3MM/MORE	3065	9372		1903
720926 S.QLTY I/S C-ROL TH>1MMBUT<3MM	89298	271015	48213	156173
720927 S.QLTY I/S C-ROL TH 0.5 MM-1MM	268385	663947	126806	489071
720928 S.QLTY I/S COLD-ROL TH<0.5 MM	24994	53277	4526	18878
720990 S.QLTY FLT-ROL PROD I/S WD>600	53884	195134	47064	106008
721011 I/S PLAT/COAT TIN 0.5MM/> S-QU	1643	1914	2604	3964
721012 I/STL PLAT/COAT TIN<0.5MM S-QU	354828	1018565	234256	1031404
721020 FR I/NA-S P/C LEAD TH600mm S-Q				56
721030 FR I/NA-S ELECTRO P/C ZINC S-Q	399567	1163231	248674	865180
721041 FR I/NA-S P/C ZINC CORRUGA S-Q	8944	13428		42667
721049 OTH FR I/NA-S P/C ZINC S/QLTY	946524	2608193	824827	2745308
721050 F-ROL I/ST COAT CHRO OXIDE S-Q	75417	256731		110012
721061 FR I/NA-S P/C ALUM-ZINC AL S-Q	173822	543300	13303	127880
721069 OTH FR I/NA-S P/C ALUM S-QUALI		14413	11039	14487
721070 VCM COATED SHEET TH 0.5MM/LESS	897850	3728579	307087	1037744
721090 OTH FR I/NA-S PLASTI COTED S-Q	16556	157729	1116	3295
721113 S.QLTY H.R I/S 4 FACE W150TH4M		34401		
721114 FR I/NA-S HR WD>150 TH4.75 S-Q	61627	249604	23211	52705
721119 COLD ROLL STL STRIP TH<0.5MM	637090	1145479	14409	57577
721123 FR I/NA-S CR W<600 C.25% S-Q	4768	4768		22485
721129 OT FR I/NA-S CR W<600 C.25%S-Q	17246	79755	2341	17489
721190 OTH FR I/NA-S WD<600mm S-QLT	87431	320958	48517	106338
721220 FRP I/NA-STL ELE-PL/CO W-ZINK	65643	101376	19421	92745
721230 FR I/NA-S P/C ZINC W<600mm S-Q		869	21247	99397
721240 FR I/S PLASTIC COT W<600mm S-Q	4634	7445		3304
721250 FR I/NA-S OTH-WISE P/C S-QLTY	26815	43455	1317	4081
721260 FR I/NA-S CLAD WD<600mm S-QLTY	23	65		
721310 BAR&ROD I/NA-S HR(RIBS,GRO)S-Q	6142	241772	2385	52791
721391 OT BAR&ROD HR I/S DIA<14mm S-Q	117591	694647	247619	831511
721399 OTH BAR&ROD I/S HR IN-COIL S-Q	19839	336596	30848	40092
721410 OTH BAR&ROD I/S HR FORGED S-Q	6118	11728	32660	112156

Contd.

10.11 Imports by Economic Categories (Detail)

(In Thousand Rupees)

Items	September, 2017	From July, 2017	September, 2016	From July, 2016
721420 FORGED BAR/ROD I/S SEC QUALITY	1691	424972	907	790199
721430 OTH B/ROD FREE CUT STL HR S-Q	4027	16565	7082	12951
721499 OTH B/ROD I/S HR TWISTED S-QUA	7505	61069	216193	436359
721510 OT B/ROD FRE CUT STL COLD S-Q	391	15143	6115	28722
721550 OTH BAR&ROD I/S COL-FIN S-QLTY	6640	15481	1637	7750
721590 OTH BAR&ROD I/NA-S SEC-QUALITY	3960	13513	1583	6103
721610 U,I,H SECTIONS H-ROL HIGH<80MM	2969	20845	273	456
721621 L SEC H/ROL HT<80 MM 1/NA STEL	1309	19398	4955	13952
721622 T SEC H/ROL HT<80 MM 1/NA STEL		302		
721631 U.SEC HT>150MM H-ROL I/NA STEL	78686	104819	8098	75035
721632 I SEC H-ROL I/NA STL HT>200 MM	30596	256270	24421	76199
721633 H SEC HT>250MM H-ROL I/NA STEL	142407	296161	7940	24929
721640 L&T SEC H-ROL HT150M I/NA STEL	109	2646	5911	10441
721650 OTH ANGLE/SHAPE SEC HOT H/ROL	1734	1734	2098	3279
721661 ANGLE/SHAPE SEC COLD/ROLL	9062	9164		
721669 OTH ANGLE/SHAPE SEC I/S C-ROLL	417	857	1627	1627
721691 OTH C/FORM I/ST FLAT ROL PROD				90
721699 OTH ANGLE/SHAPE SEC IRON/STEEL	265	29387	520	4498
721710 WIRE OF I/S NOT PLATED/COATED	9496	46863	157	16769
721720 WIRE OF I/S PLATED/COAT W/ZINC	7022	25702	8604	72159
721730 WIRE I/S PLA/COT,MFG AUTO TYRE	31107	81165	51817	146795
721899 OTH SEMI-FINISHED PRO ST/STEEL	357	357	2347	4695
721911 F/ROL PROD ST/STEEL HR TH>10MM		837		393
721912 COILS ST/STEL-HR TH>4.75-10MM	3084	14546	2107	9203
721913 COILS ST/STEL-HR TH>3MM-4.75MM		1171		1613
721914 COILS ST/STEL-HR TH>3MM		4537	2538	7831
721921 COILS ST/STEL-HR TH>10MM	16813	71792	1021	4688
721922 COILS ST/STEL-HR TH>4.75-10MM	1786	91337	161	320758
721923 COIL S-STL W-700mm/>,TH<4mm	16485	111654		357
721924 COIL S-STL W-700mm/>,TH<3mm	2073	14328	390	972
721931 COILS ST/STEL-CR-TH >4.75 MM	20498	23276	3890	17898
721932 COIL,S-STL,TH-4mm,W-700mm,CR	14719	40895	15242	46545
721933 COIL S-STL,TH-1-3mm W-700mm,CR	131334	520955	85316	355425
721934 CL,S-STL,TH-0.5-1mm,W-700mm,CR	115249	499820	61247	234319
721935 COIL,S-STL,TH<.5mm,W-700mm,CR	206329	730470	279818	692939
721990 O SHET CIR SHAPE ALL SIZE S-ST	445555	1393156	455301	1487900
722011 F-ROL ST/STEEL H-ROL TH>4.75MM		5842		
722012 FRP,S-STL,W< 600mm,TH 4 mm,HR	269	3116	8822	13527
722020 FRP,S-STL,W< 600mm,TH 4 mm,CR	46911	133746	31355	98389
722090 OTH FRP,S-STL,W< 600mm,TH 4 mm	8185	31229	4873	36540
722100 B&R,HR, IWC,S-STL,W-50-200 mm				365
722211 BAR/ROD ST/ST NFW H/ROL CC/SEC	19885	74438	10108	53785
722219 OTH BAR/ROD ST/ST NFW HOT/DRWN	14153	18102		6158
722220 BAR/ROD ST/ST NFW C/FOR,C/FIN	4427	21403	13861	21656
722230 OTH BAR/ROD OF STAINLESS STEEL	34933	115420	31051	126011
722240 ANGLE/SHAPES&SECTION ST/STEEL	22486	34478	6372	43757
722490 OTH SEMI-FIN PROD OTH A/STEEL		43150	19765	912009
722511 GRAIN-ORIE. SIL-EL-STL.W-600MM	90977	331379	394748	620762
722519 OTH F/ROL PROD SIL-ELEC-STEEL	98901	172085	37283	98602
722530 OTH NFW HOT/ROLLED IN COILS	4278323	12529465	2518410	8451441
722540 OTH NFW HOT/ROLLED NOT IN COIL	522507	1772629	36435	798006
722550 OTH ALLOY STEEL NOT WORK(RDUC)			82	82
722592 FLATROLLED PROD O/W ZINC PLATE	2190	3889	90	1463
722599 OTH F/ROL PROD OTH ALLOY STEEL	289	16661	8616	39951
722611 GRAIN-ORIE. SIL-EL-STL.W<600MM	4010	22273	25373	43044
722619 OTH FLAT ROLL\PROD SILICON E/S	1816	82587		
722691 OTH FLATROL PROD NETWORK HOT/R	1041	2560	380	5831
722692 OTH F/ROLL PROD NETWORK COLD/R	22705	90236	7218	62835
722699 OTH F/ROL PROD OTH ALLOY STEEL		4096		2223
722710 BAR/ROD OF HIGH SPEED STEEL		793		
722720 BAR/ROD OF SILICO-MAG STEEL			8619	8619

Contd.

10.11 Imports by Economic Categories (Detail)

(In Thousand Rupees)

Items	September, 2017	From July, 2017	September, 2016	From July, 2016
722790 OTH BAR/ROD H/ROLL W/COIL A/ST	601378	1932162	380503	890653
722810 BAR/RODS OF HIGH SPEED STEEL		251	163	4281
722820 SPRING STEEL(SUP-9&EQUIVALENT)	42	7932		2232
722830 CASE HARDENING STEEL	68678	475280	122376	690936
722840 OTH BAR/ROD NOWORK FORGED		8280		727
722850 OTH BAR/ROD NOWORK C/FOR,C/F		3321	6367	28493
722860 OTH BAR/ROD ALLOY STEEL NES	243318	447319	125542	136552
722870 ANGLES, SHAPES AND SECTIONS	3351	12077	158169	462259
722880 HOLLOW DRILL BARS AND RODS	162	4679	244	484
722990 OTH,WIRE OF OTHER ALLOY STEEL	9688	39659	7055	23599
730110 SHEET PILING IRON AND STEEL	3040	11205		21223
730120 ANGLE SHAPES & SECTIONS OF I/S	1049	3721		4065
730210 RAILS OF IRON AND STEEL	14724	562910	444997	562811
730230 SWITCH BLADE, CROSS-FROG P/ROD	39391	369764		
730240 FISH-PLATES AND SOLE PLATES		283		
730290 OTHER MATERIALS JOINTING RAILS	183	2546	232	283
730300 TUBE/PIPE,HOLLOW PROFILE C/IRON	20194	38743	19041	26243
730411 L.P FOR OIL&GAS S-STL SEAMLESS	2666	101924	36549	41230
730419 OTH LINE PIPE I/S FOR OIL&GAS	54758	120392	23140	256694
730422 DRILL PIPE S-STL DRILL OIL/GAS				194
730423 OTH DRILL PIPE I/S FOR OIL&GAS	194303	812430	132246	583581
730424 OTHER PIPE OF STAINLESS STEEL	51952	62152	469	484104
730429 OTH CASING,TUBING I/S-OIL/GAS	106347	1470404	190053	430977
730431 O- COLD-ROLLRD C.C.SEC I/N.A.S	65619	195628	43335	172585
730439 OTH CROSS SECTION OF N.A-STEEL	243901	938437	261220	536243
730441 COLD ROLD CR-SEC OF STAIN-STL	14537	121064	28839	49288
730449 OTH CROSS SECTION OF STAIN-STL	122674	342405	55090	153194
730451 O-C.C.SEC COLD ROL(ALLOY-STL)	339	12355	4575	4725
730459 O-CIR CROSS SEC OF (ALLOY-STL)	33178	53676	123359	152029
730490 O-TUBE PIPE/HOLLOW -PRO SEAMLE	111259	203858	27071	234210
730511 LINE PIPE USED OIL/GAS WELDED		912188		10372
730519 OTH LINE PIPE USED OIL/GAS P/L	58874	106726	12035	1923069
730539 OTHER, WELDED TUBES AND PIPES		82		61234
730590 OTHER, TUBES AND PIPES	4569	770785		2376
730611 L.P-WELDED OF STA-STL(OIL/GAS)		42040	45	574
730619 OTH-LINE PIPE O/G PIPELINE I/S	5496	52659	110	36119
730621 CAS/TUB WELDED LINE PIPE STA-S	15458	81248		
730629 O-CASING/TUB LINE PIPE O/G I/S	463	24239	13737	19243
730630 COPPER COAT MILD STL TUB-8.5MM	193799	307209	75511	172624
730640 O-WELDED C.C.SEC OF STAIN-STL	147381	645510	163387	636430
730650 O-WELDED C.C.SEC NON ALLOY-STL	23785	78083	28246	59418
730661 O-TUBE,PIPE WELD SQUARE C-SEC	15156	36340	20847	76533
730669 TUBE/PIPE WELD OF OTH C.C-SEC	747	747		
730690 OTH TUBE PIPE HW-PROFILR I/STL	14661	74926	22546	63200
730711 TUBE/PIPE CAST FITINGS MR-175	2108	6220	38770	49628
730719 OTH TUBE/PIPE FITING IRON/STEL	46854	160864	32656	131031
730721 FLANGES, OF STAINLESS STEEL	4224	23222	5362	46420
730722 THREADED ELBO,BEND,SLV S/STEEL	7104	20560	22073	39456
730723 BUTT WELDING FITTING STAINSTEL	1574	26760	1283	8340
730729 OTH TUBE,PIP FITTING STAINSTEL	54602	343046	30779	151589
730791 FLANGE AIR-P AGRI-TRACTOR<=80H	12627	135699	5214	103075
730792 THREAD ELBO,BEND/SLV IRN/STEEL	106466	159929	848	47960
730793 BUTT WLEDING FITTING IRON/STEL	27282	68023	16420	161610
730799 OTH TUBE,PIP FIT IRN/STEL NEC	218332	641370	203473	732744
730810 BRIDGES AND BRIDGE-SECTIONS	57	905		65020
730820 TOWERS AND LATTICE MASTS	993252	3008290	240808	916355
730830 DOR,WIN/FRAMES,TH-HOLD,FORDORS	83893	110108	45716	710419
730840 EQUIP SC-FOLD SHUT PROP PITPRO	29004	144262	59467	203447
731100 CONTAINERS FOR CNG OF IRON/STL	70803	273352	88010	185551
731210 IRON AND STEEL WIRE	137529	589378	70292	243916
731290 OTH STL CORD USEIN TYRE MFU	2239	28406	1459	50448

Contd.

10.11 Imports by Economic Categories (Detail)

(In Thousand Rupees)

Items	September, 2017	From July, 2017	September, 2016	From July, 2016
731300 BRABED WIRE OF I/S TNIS HOOP	28361	84093	13851	34578
731412 ENDLESS BAND MACH STEL W-CLOTH	2835	4028	3330	6021
731414 OTH WOVEN CLOTH OF STAIN STEEL	1719	9822	2362	10276
731419 STEL CORD FAB.USED IN MNUF TYR	16840	39626		1814
731420 GRIL NET FENC W/LD D=3MM MS100	2333	7857	6113	9978
731431 OTH GRL NEW FENC/WLED COTD ZNC	12	1713		
731439 OTH GRL NET FENCING AT INTSEC	26	2880	4637	4637
731441 OTH CLO GRL NET FENC PL/COT ZN	7317	41463	4802	32852
731442 OTH CLO GRL NET FENC PL/COT PL	1645	4071	1368	2824
731449 OTH CLO GRL NET /FENFING	15959	100412	16034	62550
731450 EXPANDED METAL OF IRON OR STEL	7591	14153		468
731511 ROLLER CHAIN FOR VEHICLES Ch87	74339	322432	65723	257556
731512 OTHER CHAIN, ARTICULATED LINK	23025	99742	21740	53961
731519 ADJUSTER FOR CHAIN VEH H-87.11	17707	57245	11354	34383
731520 SKID CHAIN	705	1303	164	414
731581 STUD LINK		178		2565
731582 OTHER, WELDED LINK	83	10311	2849	8262
731589 OTHER CHAIN,	5322	8482	825	3330
731590 OTHER PARTS OF CHAIN	2897	15583	1143	1733
731600 ANCHORS,GARPNELS PARTS IRON/ST	14155	60951	8332	41042
731700 NAILS OF IRON OR STEEL	41307	188444	36024	107349
731811 COACH SCREW I/S THREADED	8557	10069	855	4430
731812 OTH WOOD SCREW I/S THREADED	1618	5808	2090	7493
731813 SCREW HOOKS,SCREW RING RVT I/S	140	2680	2	207
731814 SELF-TAPPING SCEWS, THREADED	3646	29958	2848	13429
731815 HIGH TENSILE SCREW&BOLT I/STEL	319573	812119	196147	597843
731816 HIGH TENTION NUTS IRON/STEEL	46819	170775	33026	165569
731819 OTH BOLT,NUT,WASHER,RVT I/S TH	27917	120789	11584	53910
731821 SPRING/LOCK WASHER H-TENSILE	659	11532	3060	11416
731822 THURST WASHER FOR VEHICLE H87	11237	59257	7008	26394
731823 RIVETS, NON-THREADED	5549	18797	5340	18292
731824 COTTERS/PINS NON THREADED I/S	863	3428	619	1914
731990 SEWING,DARNING/EMBROIDRY NEDLS	11777	26725	5582	20461
732010 LEAF-SPRING&LEAF M-CAR,H-8703	18159	61856	15846	43870
732020 HELICAL SPRINGS	1879	5143	829	2507
732190 PARTS OF I/S,COOK APPLI&PLAT-W	26693	78185	22747	168089
732211 RADIATORS/PARTS CAST IRON E-EL	11	95	511	552
732219 OTH RADIATOR AND PARTS THEREOF	4681	8179	2221	23518
732490 OTHER, INCLUDING PARTS	12904	51122	12364	47265
732510 OTH CAST ARTI I/S N-MEL C-IRON	5210	16002	44888	75198
732591 GRINDING BALLS SIMI ARTI MILLS	8001	110070		17071
732619 FORGING OF CRANK SHAFT	111345	324979	74882	238809
732620 ARTICLES OF IRON OR STEEL WIRE	2951	32142	10132	16829
740500 MASTER ALLOYS OF COPPER.		4657		
740610 COPER-POW OF NON-LAMELLAR STRU	2590	4754	7113	9346
740620 COPER-LAMELLAR STRUCTURE FLAKE	6638	38816	4841	21175
740710 BARS OF REFINED COPPER	42952	123467	62558	251632
740721 COPPER BAR,ROD PROFIL ZINC BAS	94	8691	1007	8210
740729 OTH BAR,ROD,PROFIL COPP ALLOYS	727	19897	1773	10375
740811 WIRE REF COPP MAX CR-SEC Di>6M	163841	426222	12622	143704
740819 OTHER, WIRE OF REFINED COPPER	25534	88754	13378	43448
740821 WIRE OF COPPER ALLOY ZINC BASE	2253	6539	3549	5104
740822 WIRE OF COPPER ALLOY NICK BASE		189	822	822
740829 OTH WIRE OF COPPER ALLOYS ETC	840	9460	155	722
740911 PLAT,SHEET,STRIP REF COPP COIL	14257	60771	1161	9829
740919 OTH PLAT SHEET&STRIP REF COPP	737	3312	2024	7972
740921 PL,SH&STRIP COPP ZINC BAS COIL	20670	52712	5920	32024
740929 OTH PL/SH/STRI COPP ZINC BAS	16474	33940	2381	7961
740939 OTH PL/SH/STRIP COPP TIN BAS-C	550	2546		4175
740940 PL/SH/STRIP COPP NICKLE BASE	11	11		
740990 PL/SH/STRIP OTH COPP ALLOYS NS	1067	2000	40	1003

Contd.

10.11 Imports by Economic Categories (Detail)

(In Thousand Rupees)

Items	September, 2017	From July, 2017	September, 2016	From July, 2016	
741011	FOIL REFINED COPP NOT BACKED	36085	229868	41976	176611
741012	FOIL OF COPP ALLOYS,NOT BACKED	35614	169954	31915	103434
741021	FOIL OF REFINED COPPER,BACKED	1881	9358		3030
741022	FOIL OF COPPER ALLOYS,BACKED				1995
741110	CAPILLARY TUBE 2.25 MM R-COPER	69547	531163	92639	349150
741121	TUB&PIPE COPP ZINC BAS ALLOYS	4177	6743	2598	4640
741129	OTH TUBE&PIPE OF OTH COPP ALLY	1374	5244	13095	16296
741210	COPP TUBE/PIPE FIT REF COPPER	655	5849	913	8053
741220	COPP TUBE/PIPE FIT COPP ALLOYS	1225	7925	1376	3481
741300	STANDARD WIRE,CABL PL-BAND-NEI	674	100064		67110
741510	NAIL,TACK,DRW-PIN,STAPL,S-ARTI	930	930		
741521	WASHERS/INCL SPRING WASH N-THR	539	1266	310	1489
741529	OTH NOT THREADED ARTI COPPER	541	2392	705	2883
741533	OTH THRD SCREW,BOLT,NUT COPPER	1469	70657	1656	3042
750400	NICKEL POWDERS AND FLAKES.	1404	4114	224	1283
750511	BAR,ROD,PROFILE NICKLE N-ALLOY			63	63
750512	BAR,ROD,PROFILE NICKLE ALLOYED	1294	2615	269	299
750521	WIRE OF NICKEL, NOT ALLOYED				693
750522	WIRE OF NICKEL, ALLOYED	282	9728	3271	6470
750610	PLAT,SHET,STRIP,FOIL NICK N-AL	4	4	116	116
750620	PLAT,SHET,STRIP FOIL NICK ALOY		149308		1250
750711	TUBE&PIPE OF NICKEL NOT ALLOYD				83
750712	TUBE & PIPE OF NICKEL ALLOYED		5029	1148	2168
760200	ALUMINIUM W/SCRAP OF AUTO PART	499389	1748475	329758	1419843
760310	ALUM POWDERS.NON-LAMELLAR STRU	4484	6253		8574
760320	ALUM FLAKES-LAMELLAR STRUCTURE	7686	15700	890	6187
760410	BAR,OF ALUMINIUM, NOT ALLOYED	3085	28040	14776	24718
760421	HOLLOW PROFILES OF ALUM ALLOYD	8838	10317	823	902
760429	BAR ROD OF ALLUMINIUM ALLOYED	13068	58583	11975	45091
760511	ALMU WIRE N-ALLOY MAX DIA>6MM	5495	32648		61554
760519	OTH ALUMINIUM WIRE NOT ALLOYED	5658	40144	3448	24128
760521	ALUM WIR ALLOY MAX CRS DIA>7MM		1271		1468
760529	OTH ALUMINUM WIRE, ALLOYED	25490	74412	13425	64661
760611	RECTANGLE&SQUARE ALUM NOT ALLY	12828	60407	21120	53715
760612	RECTANGULAR/SQ ALUM MOTALLOYED	96896	427404	159072	453970
760691	ALUM SHEET NOT ALLOYS ANODIZED	3696	40222	4205	29343
760692	ALUM SHEET ANODIZED ALLOYS C-D	8599	77965	14806	56317
760711	ALUM FOIL ROLLED N-WORK/BACKED	147338	705064	106901	753968
760719	ADHESIVE TAPE	189116	463085	150907	509842
760720	ALUMINUM FOIL, BACKED	153216	481227	110404	321720
760810	TUBE, PIPE OF ALUM NOT ALLOYED	6932	12423	449	12627
760820	TUBE, PIPE OF ALUM ALLOYED	14232	48954	8809	35505
760900	ALUM TUBE,PIPE FIT(COUP/ELBOW)	1126	6573	1714	4957
761010	DOORS,WINDOW, FRAMS,THRESHOLDS	44501	129256	43777	67271
761300	AEROSOL CANS VALVES&COVERS ALU	2120	4417	551	8303
761410	STAND WIR,CABL PL,ALU S-CORE	30825	30828	12666	954929
780419	OTHER , LEAD PLATES		16197	546	546
790310	ZINC DUST(BLUE POWDER)	1564	10631		5203
790390	OTHER ;ZINC POWDER AND FLAKES			30	213
790400	ZINC WIRE	3474	11226		7831
811300	CERMETS&ARTICLE INCL WAS/SCRIP		8		3
820110	SPADES AND SHOVELS	9403	34135	14088	28048
820130	MATTOCKS, PICKS, HOES & RAKES	99	227		68
820140	AXES,BILLS HOOKS&SIMI HEW TOOL	104	266	20	767
820150	SECATEURS&ONE-HAND PRUNERS SHR			28	72
820160	HEDGE SHEARS, TWO-HAND PURNING	87	236	47	488
820190	OTH HAND TOOL AGRICUL,HORTICUL	888	2464	42	881
820210	HAND SAWS	8692	32291	5629	16551
820220	BAND SAW BLADES	2183	8751	460	4226
820231	CIRCULAR SAW BLADE WITH STEEL	16890	38513	7216	19234
820239	OTH CIRCULAR SAW BLADE,OMATER	11215	32962	5838	16865

Contd.

10.11 Imports by Economic Categories (Detail)

(In Thousand Rupees)

Items	September, 2017	From July, 2017	September, 2016	From July, 2016
820240 CHAIN SAW BLADES	1941	5392	1764	5365
820291 STRAIGHT SAW BLADES,WORK METAL	62	185	106	1038
820299 GINSAW BLADE	48689	60021	6485	20602
820310 FILES, RASPS & SIMILAR TOOLS	7451	16025	7091	23435
820320 PILERS,PINCERS,TWEESZERS S-TOL	19729	89607	17680	58882
820330 METAL CUTTING SHEARS&SIM TOOLS	662	2064	640	3979
820340 PIPE CUTTERS BOLD CROPPERS,ETC	9286	16280	1498	5460
820411 NON-ADJUS H-OPER SPANER,WRENCH	39046	116435	35462	89077
820412 ADJUSTABLE H-OPER SPANER,WRENC	33365	100805	23033	72582
820420 INTERCHAGEABLE SPANNER SOCKETS	9857	19095	1150	7111
820510 DRILLING,THREADING TAPPING TOL	1120	16048	3941	10268
820520 HAMMERS AND SLEDGE HAMMERS	2647	17956	3936	16297
820530 PLANES,CHISELS,GOUGE WOOD WORK	1800	4403	102	1637
820540 SCREW DRIVERS	16465	68420	9400	41113
820551 OTHER HAND TOOLS H-HOLD N.E.S.	7966	23226	3001	10861
820559 OTH HAND TOOL(GLAZZIER DIMOND)	18518	71923	17645	70968
820560 BLOW LAMPS	19	19		138
820570 VICES, CLAMPS AND THE LIKE	3152	13750	1362	5619
820590 SETS OF ARTL.TWO/MORE,SUB-HEAD	3649	31589	3851	11706
820600 TOOLS FOR M-CARS H-8703 R-SALE	4095	44075	130304	188043
820713 ROCK DRILLING,EARTH BORING TOL	2563	4018	2226	7175
820719 OTH INC PARTS ROCK DRIL,E-BORI	58148	498760	71821	423388
820720 DIES FOR DRAWING/EXTRUD METAL	8039	29857	4343	144946
820730 TOOL FOR PRESS, STAMPING/PUNCH	214611	430063	6735	89808
820740 TOOLS FOR TAPPING OR THREADING	3000	8935	842	5652
820750 TOOL DRIL O/T ROCK/PST DRILL	53871	134343	20620	61077
820760 TOOLS FOR BORING OR BROACHING	15458	19926	2991	12718
820770 TOOLS FOR MILLING	1927	10009	3117	20917
820780 TOOLS FOR TURNING	5390	20365	4988	18514
820790 OTH INTERCHANGEABLE TOOLS	133442	526232	20587	167816
820810 KNIVS&CUTING BLADE METAL WORK	8820	14509	4578	18271
820820 KNIVS CUTING BLADE WOOD WORK.	511	3405	980	4081
820830 KNIVS&CUTING BLADE KITCHEN APP	4183	20351	4068	12013
820840 KNIVS&CUTING BLADE AGRI HORT	20509	33074	6743	13912
820890 OTH BLADES/KNIVES PAPER MACH	47171	140996	36398	108332
830260 AUTOMATIC DOOR CLOSERS	12378	27415	1878	25850
831190 OTH WIRE&RODS AGGLOMTR B/METAL	7194	56344	23343	58956
840140 PARTS OF NUCLEAR REACTORS	2091825	2091825		
840211 W/TUBE BOILER S/PROD-45-350T/H	2040192	13636439	2943289	9777230
840212 WATERTUBE BOILER S/PROD-45T/H	106212	165884	13944	73872
840219 FIRE TUBE BOILERS	67604	181490	52409	60976
840220 SUPER-HEATED WATER BOILERS		68340		
840290 PARTS MACH H-8402.1190	1501417	1801272	257266	2639686
840310 BOILERS	2289	5137	5413	9490
840390 PARTS CENTRAL HEATING BOILERS	83	3018	1580	1689
840410 AUXILIARY PLANT FOR BOILER	360510	627378	321640	725747
840420 CONDENSERS STEAM/VAP POW UNIT	489332	712925	4256	61053
840490 PARTS MASHINE H-8404.1000	3963	800881	25272	2024601
840510 PRODUCER WATER GAS GENERATORS		31530	376	1087
840590 PART PROD GAS WATER GENERATOR	796	2224	760	5253
840610 TURBINES FOR MARINE PROPULSION			72121	72121
840681 OTH TURBINE OUTPUT EXCEED 40MW	1055	987575		1024691
840682 O-TURBINE OUTPUT NOT EXC 40MW	800143	1344235	631142	6634549
840690 PARTS OF STEAM TURBINES	83384	547424	754372	3651521
840710 AIRCRAFT ENGINES		530226	96154	160175
840721 OUTBOARD MOTORS	48072	140983	48275	170259
840729 OT MARINE SPARK-IGN-ROTRY ENG.	131	893		158
840731 RECIPROCA P-ENG-50CC VEH-8711	1668	14573	1746	6014
840732 RECIPRO PE 50-250CC VEH-H-8711	67565	273085	33358	107553
840733 RPE ENG-250-1000 CCH-8703,8704	6426	19736	1749	11351
840734 PISTON ENG CAPACITY EX1000CC	27166	119630	24839	86467

Contd.

10.11 Imports by Economic Categories (Detail)

(In Thousand Rupees)

Items	September, 2017	From July, 2017	September, 2016	From July, 2016
840790 GAS ENGINES	82855	246729	87997	228162
840810 MARINE PROPULSION ENG-DIESEL		3264		57300
840820 DIESEL ENG,AGRI-TRACTOR H-8701	85372	260069	49434	182420
840890 OTH ENGINES	324885	727782	44311	165807
840910 PARTS FOR AIRCRAFT ENGINES	16649	43260	3273	199827
840991 CYLIND,BLOCK. ENG- VEH-H-8711	1002183	3685658	1166815	2331489
840999 OTH RING&PISTON FOR VEH CH-87	683043	2642397	546237	2003541
841011 HYD,TURBINE,WATER WHEE-1000KW		31947	13387	13387
841012 HYD,TURBN W/WHEEL1000-10000KW	93087	379281		
841013 HYD TURBINE,W/WHEEL>10,000KW		11867		643782
841090 PARTS FOR MACH HEAD-8410.1100	34239	1230303	31057	1842273
841112 TURBO-JET THRUST EXCEED25KN		68699		
841121 TURBO-PROPLER NOT EX 1100KW	2666	2666		
841122 TURBO-PROPLER EXCEED 1100KW				1025019
841182 OTH GAS TURBIN EXCE-5,000KW	21905	272357	4566192	15412170
841199 OTH, PARTS OF GAS TURBINES	963861	6066518	561365	4297627
841210 REACTION ENG OTH THAN TURB-JET			9	9
841221 LINEAR ACTING,HYD ENGINE&MOTOR	5332	24579	27445	35715
841229 OTH, HYDRAULIC POWER ENG&MOTOR	18560	84923	11301	55275
841231 LINERA ACTING,PNEUMATIC P-ENG	7853	16063	5156	15723
841239 OTH, PNEUMATIC ENG & MOTOR	7016	24317	9936	20001
841280 WIND ENGINE (WIND MILLS).	4677	7378	1258	1771
841290 PART MAC H-8412.3900,8412.8010	6978	30428	1169	28522
841311 PUMPS FOR DISPENSING FUEL/LUB	123135	556076	40157	137070
841319 PUMPS FOR DISPENSING CHEMICALS	71476	509492	33888	75922
841320 HAND PUMP O/THN H-841311,19	583	3497	1141	2701
841330 DIESEL FUEL INJET PUMS VEH-87	673763	1113959	322399	1011451
841340 CONCRETE PUMPS	2931	57034	195	34639
841350 OTH POSITIVE DISPLACEMENT PUMP	10094	391577	238614	425630
841361 OTH ROTRY POS DISP GEARED PUMP	23483	77414	2962	409357
841370 SUBMERSIBLE PUMPS	402081	1887436	466438	3128013
841381 OTH PUMPS	21715	825199	54506	420634
841382 LIQUID ELEVATORS	230	885		3019
841391 ST.STEEL IMPELLERS OF PUMPS	181526	1206426	130643	486203
841392 PARTS OF LIQUID ELEVATORS PUMP	649	2606	269	8371
841410 VACUUM PUMS	27585	79627	22914	82144
841420 HAND/FOOT OPERATED AIR PUMS	10243	24511	6498	26463
841430 COMPRESSOR NON CFC/HCFC GASES	900873	3834403	581409	2318224
841440 AIR COMPRESSORS MOUNTED W/CHAS	48713	130865	15189	270778
841451 CEILING FAN	59590	500039	24783	1183318
841459 BLOWERS INCL PORTABLE TYPE	94610	594355	96398	206319
841460 HOODS MAX-HORIZONTAL SIDE120CM	22905	101650	12387	60344
841480 PISTON TYPE AIR COMPRESSORS	275365	2500730	395748	1656165
841490 PART MACH H-84141000,8414.3010	401007	1253423	130549	518692
841510 WINDOW/WALL TYPE AC/SPLIT SYS	230675	1087432	152761	945994
841520 AC MACH FOR MOTOR-CARS H-8703	5259	6852	53	13236
841581 O-AC INCOR REFRI UNIT VALVE-RE		6572	4067	249441
841582 O- AC INCOR REFRIGIRATING UNT	427477	840119	3307	161249
841583 O-AC NOT INCROPO REFRIG UNIT	51180	322694	8679	107455
841590 EVAPORATOR COATED/ENAM VEH-87	239307	1427775	162065	1003175
841610 FURNACE BURNERS LIQUID FUEL	3129	4280	1886	4120
841620 OTH FURNAC BURNER INCL COMBINT	49363	117655	3293	24286
841630 MECHANICAL STOKERS GRATES ETC	55968	252987	15	253956
841690 PART OF BURNRS&FURNACES	4289	32848	8332	116367
841710 KILINS (FURNACE OVEN)	340867	1588273	145951	1038786
841720 BAKERY OVENS INCL BISCUIT OVEN	6928	174840	2860	31822
841780 OTHER FURNANCE AND OVENS INDUS	214868	273881	70873	252258
841790 PART OF INDUSTRIAL LAB FURNACE	51962	136993	5168	28866
841810 COMBINED REFRIG-FREEZE W-DOORS	24925	183324	28207	105627
841821 REFRIGES H-HOLD COMPRESS TYPE	37963	144470	32372	157637
841829 OTH REFRIGERATOR HOUSHOLD TYP	30892	168149	8643	32156

Contd.

10.11 Imports by Economic Categories (Detail)

(In Thousand Rupees)

Items	September, 2017	From July, 2017	September, 2016	From July, 2016
841830 FREEZERS CHEST TYPE-800 I CAPA	2628	39901	3285	31647
841840 FREEZERS UPRIGHT TYP-900 ICAPA	11310	67426	1620	16095
841850 O-FURNI-STORAGE,DISPLY FRZ EQU	8592	65013	7365	22021
841861 HEAT PUMPS O/T AC MACH-H-8415	84956	87834		137
841869 MILK CHILER ABOVE 3000 LTR CAP	212927	746367	265611	753067
841891 FURNITURE REFRIG FREEZING EQPT	5166	6273		6585
841899 EVAPORATORS(ROLL BOND TYPE)	309022	1307783	211095	807300
841911 INST GAS WATER HEATERS NON-ELE	123195	232937	80143	158697
841919 O-INST STRAGE WATER HETER N-EL	23616	62606	4520	15412
841920 MEDICAL SURGICAL LAB STERILISE	13333	74777	9604	151815
841931 DRYERS AGRICULTUL PRODUCTS	3262	18867		80
841932 DRYERS WOOD PAPER PULP P/BOARD	24156	37550		8488
841939 OTHER DRYERS	53906	464319	59452	485172
841940 DISTILLING RECTIFYING PLANT	261	8514	344	53958
841950 HEAT EXCHANGE UNITS	76171	7800955	36427	961962
841960 MIST ELIMINATOR	124978	244223	59900	203264
841981 O-MACH FOR MAKING H-DRINK/FOOD	177378	233218	51176	83239
841989 COOLING TOWERS	321195	3202063	1075324	3175842
841990 PART DRYERS,AGRI,AIR GAS MACH	141102	446074	386716	1211096
842010 CALENDERING OTH ROLL MACHINES	2986	39063	40931	73706
842091 CYLINDER(FOR CALENDERING MACH)	3827	6844	1475	3255
842099 OTH PART OF CALENDER MACHINE	18166	24630	2415	25831
842111 CREAM SEPARATORS	19	692		82
842112 CLOTHES-DRYERS	25464	29063	3630	4284
842119 OTH CENTRIFUGES INCLUDING DRYR	158534	386333	193357	558837
842121 FILTERING PURIFY MACH&APARATUS	336477	1252286	937786	2482526
842122 FILTERING MACH FOR BEVERAGES	466	1652	229	1435
842123 OIL FILTER M-VEH H-8703,4,8711	48429	191656	34562	113468
842129 OTH FILTER MACHS APPARATUS NES	123459	876054	249970	828029
842131 INTAKE AIR FILTER CARS H-8703	47864	240411	51136	315875
842139 FILTER DRIER NON CFC REFRI GAS	185435	1102803	1454567	2027053
842191 PART MACH H-842111&84211900	79292	235806	46561	188774
842199 PAR MA H-8412.3910,,3920,,3930	107744	1234195	80419	1877130
842211 DISH WASHING MACHINE HOUSEHOLD	6903	10167	289	2985
842219 OTHER DISH WASHING MACHINE	121	4859	857	1252
842220 MACH CLEANING/DRYING BOTTLE	17473	33302	41689	79592
842230 MACH FILLING/CLOSING BOTTLES	337160	1721904	302635	1298447
842240 OTH PACKING WRAPPING MACHINE	387874	990759	56921	526508
842290 PARTS DISH WASHING MACHINE	171521	381263	89097	304547
842310 PERSONAL WEIGHING MACHINES	7709	31807	3054	16361
842320 SCALES FOR CONT WEIGHING GOODS	7873	28899	1121	3101
842330 CONSTANT WEIGHT SCALES/HOPER		17487	4	16366
842381 OTH WEIGHT MACHINERY-30KG	6670	24177	2723	5756
842382 OTH WEIGHT MACH CAP-30-5000KG	27145	90749	14146	61496
842389 OTH WEIGHING MACHINERY	9072	19612	33273	84899
842390 WEIGHT MACH WTS ALL KINDS&PART	8317	54663	6290	60474
842410 FIRE EXTINGUISHERS W/N CHARGED	23806	394458	116480	273604
842420 SPRAY GUNS& APPLI AGRICULTURE	122171	336230	27779	160161
842430 STEAM,SAND BLAST,,JET PROJ MACH	30219	52947	1558	16426
842441 AGRI PORTABLE SPRAYERS		290		
842449 OTH AGRI/HORTI SPRAYERS	643	754		
842482 OTH AGRI. & HORTI APPLIANCES	54358	115256	26785	52622
842489 OTH APPL PROJ/DISPERS/SPRY LQD	40247	1131464	52400	238277
842490 PART MAC H-8424.2010,3000,8100	24803	104148	79656	277475
842511 PULLEY/HOISTS ELECT POWERED	14036	88908	49365	151007
842519 O-PULLY/HOISTS/WINCH/CAPSTANS	23319	76029	13710	136182
842531 WINCH CAPSTAN POWER E/MOT	1295	8041	9731	20720
842539 WINCHES CAPSTAN	6852	69370	13336	52297
842541 BUILT IN JACKING SYSTEM GARAGS	1683	13741	278	7742
842542 OTH JACKS AND HOISTS HYDRAULIC	43972	142291	18845	263636
842549 OTH MECHANICAL HANDING EQUIPMT	611	8968	6577	7726

Contd.

10.11 Imports by Economic Categories (Detail)

(In Thousand Rupees)

Items	September, 2017	From July, 2017	September, 2016	From July, 2016
842611 OVERHEAD-TRAVELING-FS-C-400MT	78515	299937	99663	208719
842612 MOBILE LIFT FRAM ON TYRE-20 T	592529	592624	2694	35092
842619 CRANES LIFTING CAP UPTO 400 MT	130980	1582844	42840	119087
842620 TOWER CRANES	48470	325029		145810
842630 PORTAL OR PEDESTAL JIB CRANES				26736
842641 O-MACHINERY SELF PROP ON TYRES	112323	208620	19693	93317
842649 OTH MACHINERY SELF PROPELLED	13646	1129970	114400	662903
842691 O-MACH DESIGED MOUNT ROAD VEH		12798	75	281
842699 OTH MACHINERY NOTSELF PROPELED	381	2252	69	69
842710 SELF PROPELL TRUCK WITH EL MOT	24502	152890	24293	104438
842720 FORK LIFT TRUCK CAPAC-NOT>3-T	122046	806704	130153	527672
842790 OTH WORK TRUCK LIFT/HAND EQUIP	67646	139624	10230	46093
842810 PANSSENGER LIFT	274311	826311	136894	491807
842820 PNEUMATIC ELEVATORS&CONVEYORS	9567	24221		50767
842832 OTH ELEVATOR/CONVEYOR BUKT TYP	845	101476	1661	18839
842833 OTH ELEVATOR/CONVEYOR BLT TYPE	28294	142400	1928829	1978494
842839 ELEVAT/CONVEYORS-CEMENT PLANT	268957	519705	257902	1798377
842840 ESCALATORS & MOVING WALKWAYS	215632	691922	11384	52209
842860 TELEFERICS CHAIR-LIFT,F/FURNIC	2134	4567	490	801
842890 HYDRAULIC LIFT ASS AGR-TRACTOR	55510	356051	1076700	1916868
842911 TRACK LAYING BULDOZER/ANGLDOZR	9178	313889	27934	251143
842919 0-BULDOZR/ANGLEDRO/TRACK LAYIN	211592	476762	131665	270104
842920 GRADERS AND LEVELLERS	72167	295264	347638	754956
842930 SCRAPERS			132	132
842940 TAMPING MACHINE & ROAD ROLLERS	214292	992175	448611	1024455
842951 FRONT-END SHOVEL LOADERS	349533	1106497	391326	1195334
842952 MACHINERY 360 REVOLVG S/STRUTE	2595	107661		196454
842959 OTH MECHANICAL SHOVALS EXCAVOR	1047550	3681830	2816155	5322052
843010 PILE-DRIVERS /EXTRACTORS	1192	28496		
843031 SELF-PROP COAL ROCK CUTTER		42564		
843039 OTH SELFPROP COAL/ ROCK CUTTER		4568	11570	11570
843041 OTH BORS SINK MACH SELF-PROPEL	26821	98217	61553	269693
843049 OTH BOR/SINK MACH NOT SELFPROP	222826	678675	380938	1573122
843050 OTH MACHINERY SELFPROPELLED	2007	14488	22736	22736
843061 TAMP COMPACT MACH NOT SELFPROP	7043	23113	2115	8182
843069 OTH MACHINERY NOTSELF-PROPELED	14144	40671	585	16101
843110 PARTS MACHINERY HEADING 84.25	1491	21047	786	21130
843120 PARTS MACHINERY HEADING 84.27	6909	29874	3828	31843
843131 PARTS OF LIFT SKIPHOIST&ESCALT	31595	107514	102068	230070
843139 OTH PARTSLIFT/HANDLE/LOAD MACH	54574	465567	37229	169660
843141 BUCKETS SHOVELS GRABS & GRIPS	9330	23449	1352	16637
843142 BULDOZER OR ANGLEDOZER BLADES	1436	1789		
843143 PARTS BOR/SINK MACHINERY	175710	1053325	82903	776479
843149 PART MACH HEAD 84.26.84.29-30	383628	1231773	185827	508571
843210 CHISEL PLOUGHS		559		
843221 DISC HARROWS		7732	6819	6819
843229 CULTIVATORS	1386	1386	1008	4219
843231 NO-TILL SEEDER,PLANTER,TRANS	54	2696		22
843239 OTH SEEDER,PLANTER, TRANS	1909	3524		
843241 MANURE SPREADERS		1334		
843280 ROTAVATORS	38520	58758	19492	61058
843290 PARTS AGR HERTICULTURAL MACHIN	31484	81486	32081	65478
843311 LAWN MOVER PARKS/SPORTS GROUD	275	275	898	1155
843319 OTH MOVER LAWN PARKS SPORTGOOD	603	765	309	2579
843320 OTH MOWERS INCLUDING CUTER BAR	2487	21331	834	1720
843330 OTH HAYMAKING MACHINERY	161	4113	213	1138
843340 STRAW BALER INCL PICK-UP BALER	14531	54590	18503	27234
843351 COMBINE HARVESTER-THRESHERS	127607	437496	178468	489723
843352 OTH THRESHING MACHINERY	49347	80067	450	14714
843353 ROOT/TUBER HARVESTING MACHINES			617	617
843359 OTH HARVESTING MACHINES	10200	53485	29428	36454

Contd.

10.11 Imports by Economic Categories (Detail)

(In Thousand Rupees)

Items	September, 2017	From July, 2017	September, 2016	From July, 2016
843360 MACH CLEAN SORT EGG FRUT AGPRO	6572	6572	26328	69612
843390 PARTS MACH CLEAN/SORT EGG ETC	12883	25863	7841	22024
843410 MILKING MACHINES	833	15129	460	6197
843420 DAIRY MACHINERY		86131	4424	87650
843490 PART MILKING/DAIRY MACHINERY	5842	23291	9877	32308
843510 MACH FOR BEVERAGE MANUFACT		6714	2827	11405
843590 PART OF JUICE EXTRACTING MACHI	444	444	12	578
843610 MACHRY PREP ANIMAL FEED STUFS	29411	193186	16955	112990
843621 POULTRY INCUBATORS & BROODERS		1177	8097	35948
843629 OTH POULTRY KEEPING MACHINERY	141837	508275	24580	158686
843680 OTH MACHINERY	600	1138	33983	57555
843691 PARTS POULTRY KEEP MACH BRODER	7619	11121	5088	54032
843699 OTH PARTS AGRI/HORT MACHINERY	14463	66025	21045	43844
843710 MACH CLEAN SORT GRAD GRAIN/VEG	66841	195952	65808	326823
843780 OTH MACH FOR CEREALS	99317	239008	139432	387260
843790 PARTS MACHINE USE MILLINDUSTRY	48803	115048	25913	88375
843810 BAKERY MACH MFG MACARONI SPGTI	895121	1917021	64443	948741
843820 MACH MANU CONFECTIONERY COCA	48388	65875	1406	267949
843830 CRSUHERS FOR SUGARCANE	2187	6140	304	2012
843840 BREWERY MACHINERY		275		
843850 MACH PREPARATION MEAT/POULTRY	379	41876	13165	130145
843860 MACH PREP OF FRUITS/NUTS/VEG.	3318	93037	1379	7301
843880 OTH MACH FOR CEREAL FOOD MANF	170286	220855	6912	110708
843890 PARTS MACH H-84383000&84384000	51138	196991	8559	89626
843910 MACHINERY M/PULP FIBROUS MATAL	18800	20092		3118
843920 MACHINERY MAKE PAPER P/BOARD	52183	100167	32529	43854
843930 MACHINERY FINISH PAPER P/BOARD	27645	75602	10538	17143
843991 PARTS MACHIN PULP FIBROSMATERL	7938	25935	1658	8193
843999 OTH PARTS MACHIN PAPER P/BOAD	36368	79380	28062	70501
844010 BOOK-BIND&BOOK-SEWING MACHIN	5150	85051	2536	6858
844090 PARTS BOOK BINDING MACHINERY	48	74	40	432
844110 CUTTING MACHINES	24306	152705	43630	229612
844120 MACH MAKE BAGS SACKS/ENVELOP	251	711013		387
844130 MACHI MAKE CARTONS BOX TUBE	52562	65525	10824	73765
844140 MACH MOULDING ARTI PAPER PULP	461	50804		41211
844180 OTH MACH FOR MAKING P&P/BOARD	24327	108236	8429	39558
844190 PART MAC H-8441.1000,8441.4000	17905	47725	5006	31510
844230 PRINTING MACH, APATUS&EQUIPMEN		52950	5105	35972
844240 PARTS OF THE FOREGOING MACH	561	4758	6675	9966
844250 PLATE, CYLINDER/PRINT COMPONE	27358	44881	2774	27736
844311 OFF SET PRINT MACHIN REELFED	20792	103906	4793	25116
844312 SHEET FED,OFFICE TYPE S-22&36	308	11873	2714	17923
844313 OTH OFFSET PRINTING MACHINERY	86719	475056	42052	216514
844314 LETTERPRESS PRI-MACH REEL FED	3422	22255		4426
844316 FLEXOGRAPHIC PRINTING MACHIN	58673	90853		290533
844317 GRAVURE PRINTING MACHINERY		116007	6319	137423
844319 HOT STAMPING MACHINES	92419	845081	175409	1162558
844331 FAXPRINTERS &COPIERS COMBINED	53149	127468	26779	138212
844332 DOT MATRIX PRINTER FOR DP MACH	114127	463317	107259	462134
844339 PHOTOCOPYING APPA FOR DP MACH	100274	294072	66628	336617
844391 PART P-MACH PRINT BY PLATE/CYL	22135	73712	17486	74989
844399 AUTOMATIC DOC FEEDER OF COPIER	92714	316860	86063	257397
844400 MAC EXTRUD CUT M-MADE TEX-MATE	54810	138631		54257
844511 CARDING MACHINES	191359	474477	253541	478027
844512 COMBING MACHINES	152446	456132		
844513 DRAWING /ROVING MACHINES	375013	756407	44498	333356
844519 OTH BLOW ROOM MACHINERY	177399	444517	92399	289189
844520 TEXTING SPINNING MACHINES	1860461	2765005	1147063	2795115
844530 TEXTILE DOUBLING OR TWIST MACH	29975	74008	50783	114198
844540 WEFT WINDING MACHINE	603701	1129654	261655	920132
844590 OTH MACH, TEXTILE FIBRE	240129	1013503	600334	857989

Contd.

10.11 Imports by Economic Categories (Detail)

(In Thousand Rupees)

Items	September, 2017	From July, 2017	September, 2016	From July, 2016
844610 WEAVING MACH FAB WD-NOT>30CM	1787	1787	2595	4638
844621 POWER LOOM WEAV FAB EXCED 30CM	19930	19930		
844629 OTH WEAVING MACHINES(LOOMS)	345308	440988	35216	101759
844630 WEAV MACH FAB >30CM SHUTTLES	301069	963466	371345	1140163
844711 CIRCULAR KNIT MACH DIA-165MM	497	78365	9037	62986
844712 CIRCULAR KNIT MACH DIA>165MM	117945	210248	3866	69492
844720 FLAT KNIT MACH STITCH-BONDING	24779	86299	10239	63153
844790 MULTI HEAD EMBROIDERY MACHINES	413864	1618338	122539	954281
844811 DOBBIES JACQUARD COPY ETC MACH	619	18267	88796	160126
844819 OTH AUXILARY MACHIN HD84.44-47	107855	636256	53495	305254
844820 PARTS&ACCESORIES MACH H-84.44	9120	27649	5957	29888
844831 TOPS & FLATS CARD CLOTHING	106757	317580	67381	217796
844832 PART ACCESORY MACH TEXT FIBRE	1678	15402	4886	16805
844833 SPINDLE FLYER RING TRAVLLERS	105116	309119	73068	264368
844839 OTH PARTS&ACCESSORIES 84.45	161761	499815	115811	445368
844842 REEDS FOR LOOMS	12090	68394	30887	75631
844849 SHUTTLES	44747	181410	50368	180994
844851 SINKERS NEEDLES & OTH ARTICLES	28758	99382	26046	98194
844859 PART ACCESSORY MACH HEAD 84.47	26960	119732	28887	87927
844900 MACH MFG FINISH NON WOVENS		19638		6765
845011 WASHING MACH FUL-AUTO NOT>10KG	165101	314088	46800	174280
845012 O-MACH BUILT-CENTRIFUGAL DRIER	31112	36700	5332	10829
845019 O-MACH DRY LINE CAPA -NOT>10KG	4016	21771	2766	16254
845020 MACHINE DRY LINE CAP EXCE10KG	31785	39363	693	19188
845090 PARTS FOR H/HOLD WASH MACHINE	25466	83416	11192	46251
845110 DRY-CLEANING MACHINES		6721	498	19959
845129 OTH DRYING MACHINES	5462	190915	32065	164148
845130 IRONING MACHINES & PRESSES	27753	63884	1571	23264
845140 WASHING MACHINE	67850	523523	112029	580401
845150 REELING UNREEL FOLDING ETC MAC	12732	136275	34395	73921
845180 COATING/ LAMINATING MACH	497084	1518139	410412	1097346
845190 PARTS FOR DRY CLEAN/DYING MACH	44093	134390	36423	110602
845210 SWING MACH H-HOLD CKD/SKD COND	17062	42474	14047	44927
845221 AUTOMATIC UNITS SEWING MACHINE	41082	82517	14326	28892
845229 OTH SWING MACHINES	291631	714087	272995	735669
845230 SEWING MACHINE NEEDLES	16002	41075	13754	31698
845290 FURNITURE,BASES COVER SEWI MAC	34136	100535	23660	71204
845310 MACH PREP,TANN HIDE,SKIN LEAT	24933	161025	28542	97077
845320 MACH MAKING/REPARING FOOTWEAR	72102	125804	58970	84674
845380 OTH MACH REPAR H-SKINS/LEATHER	2497	2497	1582	3472
845390 PARTS OF MACH TANNING,FOOTWEAR	7595	27215	7431	25786
845410 CONVERTERS	2093	9733	1383	1383
845420 INGOT MOULDS & LADLES	3396	8231	63	1238
845430 CASTING MACHINES	44133	144209	35319	139357
845490 PARTS OF CONVERTERS LADLES ETC	12947	71771	3405	59515
845510 TUBE MILLS	8583	67053	12990	15400
845521 HOT/COMBIN HOT&COLD ROLING MIL	36282	144920	44238	201492
845522 COLD, ROLLING MILLS	6847	27072	8983	10648
845530 CAST IRON ROLE DIA NOT>91.44CM	61881	164568	26814	107465
845590 OTH PARTS METAL ROLLING MILLS	15513	45671	17000	59958
845611 MACH OPERATED BY LASER	14287	39316	19212	119601
845612 MACH OPERATED BY PHOTON BEAM		456		
845620 MACH FOR DRY-ETCHING PATTERNS	304	21984	2530	2530
845630 MA-TOOL OPER ELECTRO DISCHARGE	2637	6111	1476	15708
845690 O-MAC TOOL FOR REMOVAL OF MAT	5427	17790	7307	13911
845710 MACHING CENTRE FOR WORK METAL	31299	76213	6671	101662
845720 UNIT CONSTRUCTION MACH(SINGLE)	3862	10246		
845730 MULTI-STATION TRANSFER MACH	3154	21591		
845811 HORIZONT LATH NUMERICL CONTROL	22307	59096	65698	136452
845819 OTHER, HORIZONTAL LATHES	24307	92379	5398	34710
845891 OTH LATHES NUMERICALLY CONTROL		17457	172497	176679

Contd.

10.11 Imports by Economic Categories (Detail)

(In Thousand Rupees)

Items	September, 2017	From July, 2017	September, 2016	From July, 2016
845899 OTH LATHES FOR REMOVING METALS	20899	291265	9195	22449
845910 WAY TYPE UNIT HEAD MACHINES	6615	11234	408	2388
845921 OTH DRILL MACH NUMERICAL CONT		108	3122	3122
845929 DRIL MACH CAP62MM IRON50MM STL	13394	85836	25630	53869
845931 OTH BOR/DRIL MACH NUMERI CONTR		2713		19954
845939 VERTCAL BOR,MILING MACH CP25MM	2141	21682	17610	18572
845941 OTH BROING MACH NUMERCAL CONT	2318	6871		11368
845949 OTHER BORING MACHINES	21498	133026	88666	92992
845951 MILLING MACH KNEE TYPE N.CONTR	2156	5721	950	3913
845959 MILL MACH W TRAVERSER =<300MM	5755	22774	5259	20108
845961 OTH MILLING MACH NUMERCAL CONT	1184	3121	291	3117
845969 VERTICAL TURRET MILLING MACHIN	7761	22655	22689	71068
845970 OTH THREAD/TAPPING MACH N.CONT	1291	3858	457	5989
846012 F.SURFACE GRIND MACH NUM CONTR				8
846019 OTH F.SURF GRIND MAC AXIS0.01M	7445	30631	2447	16353
846024 OTH GRIND MACH NUMERICAL CONTR			26714	41579
846029 OTH GRIND MACH AXIS 0.01MM	1489	13554	1169	5551
846039 OTH SHARPENING MACH-TOOL	1106	3250	19	979
846040 HONING OR LAPPING MACHINES	8301	40765		2373
846090 BENCH TYPE GRINDING MACHINE	16405	40213	36362	49571
846120 SHAPING MACH STROKE UPTO 45 CM	1833	11236	2931	5917
846130 BROACHING MACHINES		1455	16304	18498
846140 GEAR CUTTING,GRIND/FINISH MACH	10331	37618	4116	7991
846150 HACKSAW MACH D17.5CM,BLADE45CM	14964	82167	13850	54965
846190 OTH MACH TOOL FOR METAL WORK	7565	18364	6408	27772
846210 FORGING/DIESTAMPING MAC N-CONT	12512	14851	7448	10445
846221 BEND,FOLD,ETC MACH NUM CONTROL	1199	23806	10671	28686
846229 OTH BENDING,FOLDING MACH	14790	158788	18231	67545
846231 SHEARING MACH NUMERICAL CONTRO		2720		
846239 OTH SHEARING MACH	407	24602	10975	49402
846241 PUNCH/NOTCH MACH NUM CONTROLLED	136	294		14597
846249 OTH PUNCHING/NOTCHING MACH	16883	77862	11315	50768
846291 HYD PRESS PRESUR < 60.963 MT	11630	32952	11854	55071
846299 OTH PRESSES FOR WORK METAL	79924	176700	36087	101123
846310 DRAW-BENCH FOR BARS,TUBES WIRE		41882	5698	38203
846320 THREAD ROLLING MACHINES	2522	8802	3763	12507
846330 MACHINES FOR WORKING WIRE	12128	54076	3696	13239
846390 OTH MACH TOOL WORKING METALS	94446	108395	10779	45120
846410 SAWING MACHINES	11613	13994		2472
846420 GRINDING MACHINES	63099	74300	14403	26498
846490 OTH MACH TOOL WORK STONE/CER/C	82521	97538	6084	22035
846510 MACHINE FOR MECHANIC OPERATION		18	90	90
846591 HACKSAW MACH W BLADE< 54.7CM	6141	10261	2007	10499
846592 PLANING,MILLING, MOULD MACH	223	6760	2586	11722
846593 GRINDING SANDING POLISHING MAC	1848	40727	2728	13391
846594 BENDING OR ASSEMBLING MACHINES	4202	8333	2157	78861
846595 DRILLING OR MORTICING MACHINES	671	19039	76	246
846596 SPLITING SLICING PARING MACH				10729
846599 OTH MACH TOOL FOR WOOD CORKETC	18179	36628	22047	49926
846610 TOOL HOLDER SELF OPEN DIEHEAD	4821	18355	6616	20981
846620 WORK HOLDERS	1330	5597	7121	8352
846630 DIVIDING HEAD & ATTACH M-TOOL		367	1271	1309
846691 OTH PART FOR MA-TOOL H.84.64	1065	1665	426	1202
846692 OTH PART FOR MA-TOOL H.84.65	3517	18947	9404	16972
846693 PART MAC H-8458,8459,8460,8461	10345	89946	27187	48428
846694 PAR H-8462.1090,,9110,84659110	7410	36991	5560	37169
846711 PNEUMATIC ROTARY TYPE TOOLS	1215	1798	256	4652
846719 OTH PNEUMATIC TOOLS FOR WORK	21918	41071	1837	18294
846721 DRILL W ELEC MOTOR OF ALL KIND	25001	96117	26209	64336
846722 SAWS SELF CONTAINED ELE-MOTOR	1738	7854	1205	11164
846729 OTH TOOL WITH ELECTRIC MOTOR	59384	217318	43674	139849

Contd.

10.11 Imports by Economic Categories (Detail)

(In Thousand Rupees)

Items	September, 2017	From July, 2017	September, 2016	From July, 2016
846781 CHAIN SAWS	3873	9774	1476	8290
846789 OTH TOOL WORKING IN HAND	2391	20724	1491	14924
846791 PARTS OF CHAIN SAWS	1025	5836	623	5758
846792 PARTS OF PNEUMATIC TOOLS	6206	19781	443	5543
846799 OTH PART TOOL WOR IN THE HAND	11558	62424	6917	29964
846810 HAND HELD BLOW PIPES	97	97	95	103
846820 OTH GAS-OPERATED MACH APPARATU	1816	12061	952	2647
846880 OTH MACH FOR SOLDER,BRAZING	1606	17775	749	14589
846890 PARTS FOR SOLDERING,BRAZIN MAC	9479	25445	1835	7432
847010 ELEC CALCULATOR,DATA REC MAC	18338	38571	10964	29080
847021 CALC. MACH W PRINT DEVICE		64		
847029 OTH ELECTRO CALCULATING MACHIN		26	266	319
847030 OTHER CALCULATING MACHINES	14	37		
847050 CASH REGISTERS	15764	40809	1059	27810
847090 OTH POSTAGE,TICKET ISSUE MACH	1052	5695	3	98334
847130 LAPTOP COMPUTERS,NOTEBOOKS	1698187	5427317	3846985	8940484
847141 MICRO COMPUTERS	27322	97893	22725	291215
847149 OTH DIP MACH IN FORM OF SYSTEM	4682	32843	1201214	1234773
847150 PROCESSI UNIT O/T,H-8471.41,49	208033	959114	303857	968289
847160 KEY BOARDS	54935	175483	283064	505682
847170 FLOPPY DISK DRIVE	187520	535737	121510	320724
847180 C.D.ROM WRITER	7468	28479	7246	28617
847190 CONTROL UNITS	29905	84944	43550	176337
847210 DUPLICATING MACHINES	45	323		2137
847230 SORTING/FOLDING/AFFIXING MACH	1270	1270		37
847290 AUTOMATED TELLER MACHINES(ATM)	268823	792252	421083	816962
847329 OTH PARTS OF MACH H-84.70	119	3208	117	5285
847330 CASING COMPUTER W POWER SUPPLY	146246	619636	62138	230991
847340 PARTS/ACCESS MACHINE HEAD84.72	24589	63798	15430	47997
847350 PARTS/ACCESS MAC HD84.69-84.72	417	1265	5673	6556
847410 SORT/SCR/SEP/WASH CEMENT IND	136829	444398	5733	240776
847420 CRUSH/GRIND MACH,CEMENT INDUS	196564	824654	192381	1669119
847431 CONC/MORT MIXER FOR CEMENT IND	91205	890561	32624	611734
847432 MACH FOR MIX MINE&BITME>150T/H	467823	826822	18610	59504
847439 OTH MACH MIX MINERAL W-BITUMEN	1859	182467	532643	1247221
847480 HYD PRESS F CERAMIC IND>80 TON	933828	2596226	193926	443879
847490 PARTS CRASH/ MIX/HYD PRES MACH	142447	1250892	369436	834867
847510 MACH FOR MAKING ELEC LAMP/TUBE		1464		140
847521 MACH FOR MAKING OPTICAL FIBRE		3145		1922
847529 OTH GLASS WORKING MACHINES	22586	92113	122384	235126
847590 PARTS OF MACHINES H-NO.84.75	23934	41202	14616	25727
847621 BEVERAGE/VENDING MA W REFRIG	104	1065		412
847629 OTH,AUTOMA BEVERG-VENDING MACH	1418	25256	1450	4209
847681 OTH MACH HEATING/REFRIG,DEVICE	7313	15064	256	256
847689 OTH MACH INCL MONEY CHANG MACH	1076	1076		563
847690 PARTS OF MACH HEADING 84.76	4434	5939	278	312
847710 INJECTION-MOULDING MACHINES	308192	1079435	259380	962630
847720 EXTRUDERS	41838	390433	87935	264271
847730 BLOW MOULDING MACH CAP>0.22LT	209378	299666	20066	202551
847740 VAC MOLD/THERFORM MACH=0.228LT	18431	53904	14936	81777
847751 MACH MOULD PNEUMATIC TYRE,TUBE	1711	1711	194851	244941
847759 OTH MACH FOR MOLDING/FORMING	11624	26361	3759	9662
847780 OTH MACH FOR WORKING RUB/PLAST	268180	916595	155876	492806
847790 PARTS OF MACH,WORKING RUB/PLAS	92552	246688	69264	244051
847810 MACH FOR REPAIRING TOBACCO	348004	348004	6310	6310
847890 PARTS OF MACHINES OF H-84.78	86316	114025	13399	51020
847910 ASPHALT PAVERS	132695	728507	29091	128161
847920 MACH FOR EXTRACT/PREP FATS/OIL	4417	318448	7828	28005
847930 PRESS PARTICAL/FIBRE BOARD ETC	39925	91526	4535	30654
847940 ROPE OR CABLE MAKING MACHINES	29877	260601	21853	61931
847950 INDUSTRIAL ROBOTS(N.E.S.)	3459	14314	715	2503

Contd.

10.11 Imports by Economic Categories (Detail)

(In Thousand Rupees)

Items	September, 2017	From July, 2017	September, 2016	From July, 2016
847960 EVAPORATIVE AIR COOLERS	34187	116715	6270	403322
847971 PASSE BOARD BRIDGE.AIRPORT USE		6254	1102640	2466907
847979 OTH PASSENGER BOARDING BRIDGES	2845	4819	21	2359
847981 MA FOR TREATING METAL/FLE WIRE	59351	63923	213042	261611
847982 MATCH MAKING MACHINES	391190	582893	134236	424409
847989 FASTENING/THREAD SUCKING MACH	553377	2011340	702722	1930992
847990 PART OF MA H- 8479.20.60.82.84	66572	335192	73000	218196
848010 MOULDING BOXES FOR MET FOUNDRY	8340	14987	3068	3346
848020 MOULD BASES	4733	18382	5017	13183
848030 MOULDING PATTERNS	198	505	14	1973
848041 INJECTION OR COMPRESSION TYPES	2833	16116	369	10228
848049 OTH, MOULDS FOR METAL/CARBIDES	13068	104818	66012	126427
848050 MOLULDS FOR GLASS	9689	24833	4271	18057
848060 MOULDS FOR MINERAL MATERIALS.	31329	135936	218140	430727
848071 INJECTION OR COMPRESSION TYPES	83337	201672	165374	604116
848079 OTH MOULDS FOR RUBBER/PLASTICS	337358	802586	93871	305801
848110 PRESSURE-REDUCING VALVES	82918	291154	69955	938029
848120 VALVES,OLEOHYD/PNEUMATIC TRANS	21532	57415	7780	28670
848130 CHECK (NONRETURN) VALVES	78466	236455	50458	458376
848140 SAFETY OR RELIEF VALVES	162332	420858	119508	433569
848180 COCK FUEL TANK FOR AGR-TRACTOR	709035	2195524	981964	3902574
848190 PARTS OF APPLICANCE H-NO.84.81	116929	1087682	76967	326327
848210 BALL BEARINGS.	541730	1776012	394662	1192047
848220 TAPERD ROLLER BEARING INC CONE	58513	342954	45785	155022
848230 SPHERICAL ROLLER BEARINGS	54606	131757	22497	82381
848240 NEEDLE ROLLER BEARINGS	14358	44058	6588	22323
848250 OTH CYCLINRICAL ROLLER BEARING	15236	111494	26257	51657
848280 OTH COMBINED BALL/ROLLER BEAR	39264	181707	49934	176244
848291 BALLS, NEEDLES/ROLLERS PARTS	26183	82460	11016	39722
848299 RINGS FOR BEARINGS	35116	102961	16667	45156
848310 DIFFEREN SHAFT/PART AG-TRACTOR	257939	939887	255637	729238
848320 BEARING HOUSING-BALL/ROLR BEAR	17340	51352	5937	21771
848330 PLAIN SHAFT BEARING VEH H-87	141722	516595	126444	553105
848340 GEAR BOXES/S-CHANG AG-TRACTOR	424798	1208377	229461	760646
848350 FLYWHEELS M-CARS H-8703,4,11	11253	49435	17295	86084
848360 CLUTCHES	75472	216674	50384	176995
848390 TOOTHED WHEELS ETC AGR-TRACTOR	39466	161109	46597	119699
848410 SPIRAL WOUNDS	114185	288489	67808	249462
848420 MECHANICAL SEALS OF VEH CH-87	64091	247138	44001	142024
848490 OTH GASKET&SIMI JOINT DISSIMIL	88751	261245	73433	237661
848610 MACH FOR MANUF BOULES / WAFERS				10
848620 MAC FOR MANUF S-COND,I-CIRCUIT	4034	4034		
848640 MACH FOR MANU OF I-CIRCUIT,NES		12164		
848690 PARTS&ACCE OF MACH MANU S-COND		142	37	328
848710 SHIPS/BOATS,PROPELLERS&BLADES	217	984	401	22055
848790 OTH OIL SEALS FOR VEHICL CH-87	44571	134753	25792	92855
850110 ELEC MOTOR OUTPUT NOT>37.5.WAT	54661	209316	53809	375425
850120 UNIVERSAL AC/DC MOTOR >37.5 W	63040	308692	39325	89780
850131 PHOTOVOLTAIC GEN.WIT PHOTOCCEL	101349	164005	24672	24672
850132 PHOTOVOLTAIC GENERATORS	13998	22305	1454	16442
850133 OTH DC MOTO/GEN 0-P-75KW-375KW	3869	10572	9831	24564
850134 OTH DC MOTOR/GEN OUTPUT >375KW	2541	104889		8750
850140 OTH AC MOTOR S/PH O-P NOT>60W	133219	978953	112295	291499
850151 SUBMERSIBLE MOTOR O-P NOT>750W	42602	139337	28932	79877
850152 AC MOTORS,OUTPUT-750W-75KW	242648	632924	157558	458563
850153 AC MOTORS OUTPUT-75KW-375KW	311327	636860	89819	318592
850161 AC GENERATORS OUTPUT NOT>75KVA	43680	169731	30000	183567
850162 AC GENERATORS OUTPUT-75-375KVA	18288	91934	29671	59415
850163 AC GENERATOR 0-P-375KVA-750KVA	23524	42539	912	4535
850164 AC GENERATOR O-PUT 750-1100KVA	99267	291263	55690	277063
850211 EL GENA SET(DIES ENG)NOT>5KVA	127540	588965	205574	1511958

Contd.

10.11 Imports by Economic Categories (Detail)

(In Thousand Rupees)

Items	September, 2017	From July, 2017	September, 2016	From July, 2016
850212 GENER SET(DIESEL)OP- 75-375KVA	238521	840222	344447	704432
850213 GENER SET(DIESEL)-375-1100KVA	306207	1391973	488263	1426213
850220 GENER SET(SP-ING ENG)OP>375KVA	332936	1380099	253931	400144
850231 GENERATING SETS,WIND POWERED	6335981	20883783	3183467	10651038
850239 OTHER GENERATING SETS	1826345	3714929	5304561	9926566
850240 ELECTRIC ROTARY CONVERTERS.	159	319		815
850300 PARTS OF MACHINE HEAD 85.01	114501	1607614	723630	4819288
850410 BALLAST FOR DISCHARG LAMP/TUBE	36029	60791	13017	57741
850421 LIQ DI-ELE TRANSFOR-NOT>650KVA	88169	125643	2071	91392
850422 LIQ D-E T/FORMER-650-10000KVA	7143	7143		25069
850423 LIQ DI-ELE T/FORMER >10000KVA	804545	1996049	596583	2723660
850431 OTH TRANSFORMER-PHC-NOT>1 KVA	66976	229514	41034	347970
850432 OTH TRANSFORMER-PHC-1KVA-16KVA	15214	52993	8072	30066
850433 OTH TRANSFORMER-PHC-16-500KVA	35205	228843	245679	614158
850434 OTH TRANSFORMER-PHC>500 KVA	1180567	2325483	1103182	1262969
850440 UPS OF POWER RATING UPTO-15KVA	1494440	3386537	826100	2284092
850450 OTHER INDUCTORS	7863	42651	6352	25070
850490 ON LOAD TAPE CHANGER TRANSFORM	153582	393768	278348	617460
850511 PERMANENT MAGNET&ARTI OF METAL	13391	35710	10706	24339
850519 OTH PERMANENT MAGNETS&ARTICLES	18491	77849	9048	31016
850520 EL-MAGNET COUPLING,CLUTCH ETC	3878	8712	9378	31383
850590 OTH EL-MAGNET INC/PART HD85.05	25804	51541	4876	16918
850610 MANGANESE DIOXIDE P/CELL&BATT	53388	232130	46919	224355
850630 MERCURIC OXIDE P/CELL&BATTERIES				1
850640 SILVER OXIDE P/CELL&BATTERIES		13		
850650 LITHIUM PRIMARY CELL&BATTERIES	26043	83229	24512	126237
850660 AIR ZINC PRIMARY CELL&BATTERIES	1311	3710	283	1077
850680 OTHER PRIMARY CELL&BATTERIES	37631	91735	38781	91451
850690 BRASS CAP FOR DRY BATTERY CELL	2747	6701	8603	27845
850710 MEANT M-CARS H-87.03&VEH-4,11	3310	56233	943	4839
850720 LEAD-ACID BATTERY FOR TELE EXCH	738696	2132974	426171	1363677
850730 NICKEL-CADMIUM ACCUMULATORS		24356	391	8210
850740 NICKEL-IRON ACCUMULATORS	52	62		465
850750 BATTERIES NICKEL-METAL HYDRIDE	2329	6678	1112	2859
850760 BATTERIES LITHIUM-ION	33278	79449	107402	120683
850780 OTHER ACCUMULATORS	18983	80828	23423	61216
850790 PARTS EL-ACCMOLATOR INCL SEPR	30758	123677	4502	46597
850811 VACUUM CLEANER POWER NOT>1500W	13560	28076	5301	31513
850819 OTH VACUUM CLEANERS SELF MOTOR	6388	15248	1309	9670
850860 INDUSTRIAL VACUUM CLEANER	1018	3764	2475	5715
850870 PARTS OF VACCUM CLEANERS	537	997	381	757
850940 FOOD GRINDERS- DOMESTIC	46385	194091	83871	250487
850980 OTH DOMESTIC APPLIANC	8653	26849	16813	33640
850990 PARTS DOMESTIC APPLIAN	50939	171114	42693	168001
851010 SHAVERS SELF CONTAINED EL-MOTO	12932	30437	2070	20843
851020 HAIR CLIPPERS SELF CON EL-MOTO	6511	13563	7559	31142
851030 HAIR-REMOVING APPLIANCES	5272	7731	3486	7873
851090 PART OF SHAVER/CLIPPER/REMOVER	62	3336	2862	9603
851110 SPARKING PLUGS	75175	286807	93487	312501
851120 MAGNETO FOR VEH OF HEAD-8711	11606	30632	15290	36064
851130 IGNITION COILS FOR VEH, H-8711	38795	131670	27114	107143
851140 SARTERS AG-TRACTOR-H-8701.9020	8701	66450	14685	54892
851150 ALTERNATOR ASSEMBLY AG-TRACTOR	1512	43058	950	5653
851180 HEATER/GLOW PLUGS- AGR-TRACTOR	8593	24511	4026	16782
851190 ALUM CASTED DISTRI CASE M-CARS	111158	308331	100423	312731
851210 LIGHTS SIG EQUIP BICYCLE USED	119	380	10	177
851220 HEAD LIGHT M-VEH H-8703,8711	136672	648565	132221	493076
851230 SOUND SIGN EQU VEH H-8703,4,11	21210	71685	23856	64447
851240 WIPER ARM,BLA CAR-H-8703 V-3,4	6159	22329	6012	19877
851310 MINER'S SAFETY LAMPS	126238	303546	118479	265246
851390 PARTS OF MINERS SAFTY LAMPS	465	3258	551	1427

Contd.

10.11 Imports by Economic Categories (Detail)

(In Thousand Rupees)

Items	September, 2017	From July, 2017	September, 2016	From July, 2016
851410 RESISTANCE HEAT FURNANCE/OVEN	26254	35193	690	6713
851420 FURIOVE BY INDUCTION/DIELE LOS	1151	37784	54477	57702
851430 OTH FURNANCES AND OVENS	57189	582811	11793	56576
851440 OTH IND/DI-EL HEATING EQUIPMNT	1164	15537	1191	10330
851490 PARTS OF INDUS/LAB FURN & OVEN	7643	39870	2704	18234
851511 SOLDERING IRONS AND GUNS	4585	12591	12768	19676
851519 OTH BRAZING/SOLDER IRONS&GUNS	22904	48204	4825	21180
851521 MACHINES,RES WELDING OF METAL	3369	15948		33405
851529 OTH MACH RES WELDING OF METAL	10520	25021	4778	18286
851531 MACH ARC WELDING METAL F/AUTO	7705	31072	39250	87593
851539 OTH MACH/APP ARC WELDING METAL	140260	294950	30389	179003
851580 OTH MACH/APP HOT SPRAYING METL	9441	54321	21423	40175
851590 PARTS(OF HEADING NO.85.15)	15960	43348	10536	60030
851610 ELE INSTANEOUS/IMERSION HEATER	6658	28389	30443	90700
851621 STORAGE HEATING RADIATORS	11707	13990	1700	2537
851629 OTH ELE SPACE/SOIL HEATNG APPA	19915	38932	35657	57584
851631 HAIR DRYERS	4679	11388	5495	16119
851632 OTHER HAIR DRESSING APPARATUS	3665	13854	4569	16675
851633 HAND DRYING APPARATUS	515	1876	211	893
851640 ELECTRIC SMOOTHING IRONS	10869	50630	30589	71773
851650 MICROWAVE OVENS	4277	60200	100484	281970
851660 ELECTRIC OVEN	23129	100762	33760	107634
851671 ELECTRIC COFFEE OR TEA MAKERS	3284	22317	791	8525
851672 ELECTRIC TOASTERS	3732	10939	9981	30963
851679 INSECT KILLER	10150	43075	14280	48275
851680 ELEC HEATING ELEMENT REFRIG	12856	53337	15401	55742
851690 PARTS EL-THERMIC APP H-85.16	38808	307695	39708	103966
851711 LINE TELEPHONE CORDLESS H-SETS	13398	39048	4974	14055
851712 CELLULAR MOBILE PHONE	6468942	20402695	5655355	15367891
851718 VIDEO PHONE FOR CEL/W-LESS NET	14757	40963	1964	22206
851761 BASE STATIONS FOR WIRELESS N-W	139719	987510	184712	1125708
851762 VOICE FREQUENCY TELEGRAPHY MACH	1632688	4977745	2034356	4815734
851769 ISDN SYSTEM	622465	1982296	623423	1282256
851770 PARTS OF NETWORKING EQUIP	488243	1522864	657761	1643276
851810 MICROPHONE FREQ 300 HZ-3.4 KHZ	8658	20187	4768	12164
851821 SINGLE L/SP MOUNTED IN ENCLOUR	30016	77254	13870	61993
851822 MULTIPLE L/SP MOUNTED IN ENCL	16540	49723	7232	36806
851829 L/SP W/OUT HOUS FREQ300-3.4KHZ	95342	272235	32932	136623
851830 HEAD/EAR/MICRO PHONE SPEAK SET	61177	175516	68454	157980
851840 AUDIO FREQUENCY ELEC.AMPLIFIER	7142	21787	32892	45145
851850 ELECTRIC SOUND AMPLIFIER SETS	4257	11280	3157	9342
851890 PARTS & ACCESSORIES HEAD 85.18	5868	29640	36002	49204
851930 TURNTABLES (RECORD-DECKS)	57	67		14
851950 TELEPHONE ANSWERING MACHINES			24	24
851981 DUBBING SYSTEM OF FILM STUDIOS	626	1759	1991	2113
851989 OTH COMPACT DISK PLAYERS	3172	14001	3313	13299
852110 V.C.R	6316	29906	3618	12242
852190 LASER VIDEO DICS PLAYER	14302	47804	9721	38348
852380 DATA/SOUND RECORDED AUTO.DPM	30435	49992	121886	1120341
852550 RADIO BROADCAST TRANSMITTER	17155	28213	2211	48443
852560 BLUE TOOTH CONN TO DP MACHINE	20940	148543	36665	116717
852580 CLOSE CIRCUIT TV CAMERAS	81683	326063	181096	420398
852610 RADAR APPARATUS	26750	31594	20298	62930
852691 RADIO NAVIGATIONAL AID APPARAT	1343	10525	9940	73461
852692 RADIO REMOTE CONTROL APPARATUS	75	516	359	2497
852712 POCKETSIZE RADIOCASSETTE PLAYER	5	40	15	149
852713 OTH APPA COMB W/SOUND REC/PRO				220
852719 OTH RECORDING/REPRODUCING APPA	749	9365	976	3665
852721 OTH RADIO BRO-RECEIVER FOR VEH	7367	27514	6412	26437
852729 OTH SOUND REC/REPRO APPA VEH	16961	52128	12815	33887
852791 OTH APPA COMB W/SOUND REC/PRO				94

Contd.

10.11 Imports by Economic Categories (Detail)

(In Thousand Rupees)

Items	September, 2017	From July, 2017	September, 2016	From July, 2016
852799 MODEMS FOR SUND RECOD APPA	237	396	34	353
852842 CRT MONITOR FOR AUTO DATA MACH		379	2803	8645
852849 OTH CATHODE-RAY TUBE MONITORS	450	112881	77488	78299
852852 OTH MONITOR DATA PROCESSING S.	42652	130272	73739	359764
852859 OTHER MONITORS OF H-8471	16491	89461	46343	144738
852862 MULTIMEDIA PROJECTOR	9317	94330	9131	62051
852869 OTHER PROJECTORS FOR DP H84.71	1156	63244	129	2189
852871 REC APPA-SATELLITE DISH RECEIV	4951	13020	21235	73880
852872 LIQUID CRYSTAL DISPLAY(LCD) TV	620084	2429279	907847	2426826
852873 OTH MONOCHROME RECEPTION-APPA		367		
852910 PARTS ACCE CABLE,TV/SATA RECEV	18345	54015	5220	35444
852990 T.V. TUNERS	140850	505950	150236	293631
853010 EL-SIGNAL EQP RAILWAY/TRAMWAY	75252	303378		
853080 OTH SIGNAL EQP EL TRAFIC CONT	444395	588170	11204	18903
853090 PARTS OF EQP HEAD 85.30	30260	33740	531	2776
853110 BURGLAR/FIRE ALARMS/SIMIL APPT	52180	105418	110466	248532
853120 INDICATOR PANEL INCORP LCD/LED	15689	76865	7777	37910
853180 OTHER APPARATUS	12152	27192	4446	20623
853190 PANIC BUTTON	7860	51297	44315	101898
853210 FIX CAPACITO 50/60HZ CAP.5KVAR	10754	35239	9311	91553
853221 TANTALUM, FIXED CAPACITOR	10	384	37	428
853222 ALUMINIUM ELECROLYTIC FIX CAP	805	1872	4	4781
853223 CERAMIC DIELEC,SIN-LYR FIX CAP	963	2984	1293	2330
853224 CERAMIC DIELEC MUL-LYR FIX CAP	4798	11339	3546	8188
853225 DIELECTRIC PAPER PLAS FIX CAP	966	2915	573	2190
853229 OTHER FIXED CAPACITORS	18585	79472	19048	57447
853230 OTH VARIA/ADJUST(PRE-SET) CAPA	1034	3313	2055	3815
853290 CAPACITERS DECKS WITH TERMINAL	3416	13715	4793	9663
853310 FIXED CARBON RES COMP/FILMTYPE	12542	32094	2650	34739
853321 OTH FIXED RES CAPACITY NOT>20W	6583	8079	516	2518
853329 OTHER FIXED RESISTORS	27072	68392	6356	48807
853331 W/WOUND RESISTOR CAPA NOT>20 W	2009	5081	3247	7990
853339 OTH W/WOUND VARIABLE RESISTORS	2350	16862	5490	11538
853340 OTH VAR RES INCL REHEOSTATS	8810	30057	8873	24333
853390 PARTS FOR ELECTRICAL RESISTERS	439	2776	53	707
853400 PRINTED CIRCUITS	33312	114470	26966	81742
853510 FUSES FOR VOLTAGE >1000 VOTTS	10599	24589	2743	16566
853521 AUTOMA C-BRAKER VOT 17.5KV	53750	196937	147865	410409
853529 OTH AUTOMATIC CIRCUIT BRAKER	69256	509015	343980	664834
853530 ISOLATING SWITCH UPTO 145 KV	13843	96174	303546	429242
853540 VOLTAGE LEMINTERS UPTO 245 KV	8045	30136	101057	200390
853590 ELEC APP SWITCHING CIR>1000VOL	303742	490188	78066	162835
853610 FUSES FOR VOLTAGE <1000 VOLTS	15807	46355	6175	31009
853620 AUTO CIRCUIT BREAKER>10AMP	228418	931624	170038	582503
853630 OTH APP PROTECTING ELEC CIRCUL	89712	157339	7171	20133
853641 RELAYS FOR VOLTAGE NOT>60V	11854	35117	5494	31173
853649 OTHER, RELAYS	147134	558781	63065	271867
853650 PRESSURE SWITCHES	81583	315400	118588	337740
853661 LAMP HOLDERS	6699	21060	7435	34103
853669 PLUGS&SOCKET PINS 16& ABOVE	142885	464517	70233	297868
853670 CONNECTORS FOR OPTICALFIBRES	16249	25654	6002	14891
853690 WAFER PROBERS ELECTRICAL	143169	644656	135591	388911
853710 FUSE BOX VEH H-8711NOT >1000 V	2163534	4233980	1289964	2239140
853720 BODIES,CONSOLE ETC VOLT>1000V	259103	1223370	2769603	3780159
853810 BOARD,PANELS GOODS HEAD 85.37	57467	140117	55240	152340
853890 VACCUUM INTERRUPTERS CIR.BRAKER	269871	701714	158892	852865
853910 SEALED BEAM LAMP UNITS	11595	46870	10613	28831
853921 AUTO BULBS	24857	117502	26617	89039
853922 OTH LAMPS 200W FOR VOLT>100V	3616	19006	4354	12597
853929 BULBS FOR AUTOMOTIVE VEHICLES	20313	79078	37901	137200
853931 ENERGY SAVING LAMPS	267564	1043760	643818	2496207

Contd.

10.11 Imports by Economic Categories (Detail)

(In Thousand Rupees)

Items	September, 2017	From July, 2017	September, 2016	From July, 2016
853932 ENER SAVING LAMP(MERCU/SODIUM	3202	28583	19530	52229
853939 OTH MERCURY/SOD VAPOR LAMP	593	2904	3815	18632
853941 ARC-LAMPS (ELECTRIC)	2947	3656		1132
853949 INFRA-RED LAMPS	2268	10873	2707	8330
853950 LED LAMP BULB	651956	2031393		
853990 TUNGSTEN FILAMENT&LEAD WIRE	44516	134825	45666	135187
854020 TV CAMERA TUBE(IMAG CONVERTER)				353
854040 DATA GRAP DISPL TUBE,COLO/MONO		4		22
854060 OTHER CATHODE-RAY TUBES		511		
854071 MAGNETRONS	12856	123780	12686	22691
854079 OTH,MICROWAVE TUBE,CARCINOTR	5	102	30	100
854081 RECEIVER/AMPLIFIER VALVE TUBE		935	4462	5345
854089 OTHER VALVES ANA TUBES,N.S.		1045	101	487
854099 OTH PARTS OF HEADING NO.85.40	386	879	34	145
854110 DIODES,OTH THAN PHOTOSENSITIVE	13514	56069	7809	37245
854121 TRANSIS W-DISSPATION RATE<1W	1196	3826	341	4130
854129 OTH TRANSISTOR O/TH PHOTOSEN	20201	35362	5979	21931
854130 THYRISTORS DIACS AND TRIACS	841	3301	759	3223
854140 PHOTOSENSITIV SEMICONDUCTOR DE	1616723	5665286	1395205	8471871
854150 OTH SEMICONDUCTOR DEVICES	10609	36890	4839	17764
854160 MOUNTED PIEZO-ELECTRIC CRYSTAL	3214	10744	629	5732
854190 PARTS OF APPARATUS OF H-85.41	1684	6233	793	3345
854231 PROCESSORS & CONTROLLERS	33645	113360	50693	139107
854232 MEMORIES	1360	5617	1267	48671
854233 AMPLIFIERS	5447	7493	1421	4377
854239 OTH ELECTRO INTEGRATED CIRCUIT	102882	238836	56621	160326
854290 PARTS OF ELEC INTIGRAT CIRCUIT	3628	33132	1108	7835
854310 PARTICLES ACCELERATORS	10	43	38	197142
854320 SIGNAL GENERATORS	1407	2704	384	8077
854330 MACH APPA EL-PLATNG ELECTROLYS	18625	35233	38107	105049
854370 REMOTE CONTROL	442683	1236778	150053	851055
854390 PART MACH 8543.1900&8543.2000	39476	83723	6699	38929
854411 ENAMELED COPER WIRE NYLON COVR	50690	118342	9083	70660
854419 OTHER WINDING WIRE OF COPPER	22042	105769	23094	178957
854420 CO-AXIAL CABLE & CONDUCTORS	81667	246962	40743	162965
854430 WIRING/CABLE CAR/VEH-8703,4,11	18554	105569	7611	36512
854442 COMPUTER LEADS WITH CONNECTOR	84141	330591	233255	638254
854449 TELEPHONE CABLES	503213	1654029	1801117	3215759
854460 OTH EL CON FOR VOLTAGE >1000V	378408	990087	58224	236606
854470 OPTICAL FIBRE CABLES	502440	644178	83538	254594
854511 ELECTRODES USED IN FURNACES	18791	54484	915	5266
854519 OTHER ELECTRODES	641	2914	427	2925
854520 CARBON BRUSHES	10471	19958	10607	23072
854590 OTH CARBON MOTOR VEHI/TRACTOR	5894	17758	4306	5820
854610 EELECTRICAL INSULATOR OF GLASS	739	747		
854620 EELECTRICAL INSULATOR CERAMICS	145661	635043	732807	861712
854690 OTH ELE INSU OTH THN GLAS,CERA	28085	56715	88551	249641
854710 INSULATING FITTINGS OF CERMIC	75625	75906		172
854720 INSULATING FITTINGS OF PLASTIC	843	4015	53	5426
854790 OTH INSULATIN FITT PLAS/CERMIC	5185	88283	2618	13621
854810 BATTERIES PLATES	123922	432914	97444	303063
854890 OTH,PARTS ELE MACHINE/APP NES	231	1923	247	393
860210 DIESEL ELECTRIC LOCOMOTIVES		4796286		
860290 OTH,RAIL LOCOMOTVE,LOCOMO TEND	1480	1480		
860310 RAILWAY,TRAMWAY POWRD EXT ELEC	685069	685069		
860400 RAIL/TRAMWAY MAINTENANCE VEHIC	10662	10662		560080
860630 SELF DISCHARGING VANS,WAGONS		732478		277
860699 OTH RAIL,TRAMWAY GOOD VAN(NSP)		1059004	815125	2652755
860719 OTH INCL PARTS AXELS/WHEEL	5826	323276		387129
860721 AIR BRAKES AND PARTS THEREOF		7011	2447	3667
860729 OTH BRAKES LOCOMO&PATS THEREOF	62419	63000		6838

Contd.

10.11 Imports by Economic Categories (Detail)

(In Thousand Rupees)

Items	September, 2017	From July, 2017	September, 2016	From July, 2016
860730 HOOKS,COUPLIN DEVICES,BUFFERS			32	32
860791 OTHER PARTS OF LOCOMOTIVES	376174	1325704	131943	793408
860799 OTH RAILWAY LOCOMOT STOCK PART		101	93	93
860800 RAIL/TRAMWAY TRACK FIXTURES	97291	453563	205001	283364
860900 CONTINERS SPECIL DESI,EQUIPPED	6976	78099	18022	56833
870110 PEDESTRAIN TRACTO-ANY KIT FORM		911		
870120 COMP ROAD TRACTOR-ANY KIT FORM	1201660	3593812	840676	3111599
870130 COMP TRACK-LAYING TRACTOR AKF	100300	100300		
870192 COMP AG-TRACTORS-ANY KIT FORM	11744	18074		
870193 COMPONENT AGRI TRACTOR IN KIT	279107	1290861	190040	715401
870194 AGR TRACT,ENG CAP>75 KW<130 KW		36140		
870210 COMP M.VEH DIESEL ENG AKF10PER	425485	3179007	560877	3271686
870290 COMP O-M-VEH 10PER&DERIVER AKF	52415	224866	32837	119250
870310 M-CAR FOR TRAVEL ON SNOW/GOLF	6075	12136	1181	2431
870321 COMP VEH,IN AKF,800CC,SP-IGNI	5869237	18028239	3056444	10953966
870322 COMPONENTS VEH 1000-1500CC AKF	1996468	8870134	2907399	7870932
870323 COMPNEN VEH,IN AKF1500-1800CC	2798669	8366403	2586417	6747513
870324 COMPNEN VEH,IN AKF CYC->3000CC	412487	1673200	417161	1337748
870332 COMP VEH(DIES)CY-1500-1800-AKF	1514	4943	8910	17230
870333 COMP INDUS VEH>2500CC,AKF-DIES	4439	18156	31099	117572
870340 COM.VEH SP.IG&ELEC.=800C AKF	1150682	1184768		
870350 COM.VEH.DIESEL&ELEC<=800C AKF	56135	56135		
870360 COM.V.SP.IG&ELEC CH=800CAKF	66776	179193		
870370 COM.V.DIES&ELE CHR G<=800C AKF	659	659		
870380 O.COM.V. ONLY ELEC. MOTOR AKF		3650		2554
870390 OTH M.V. EXCL VEH H-87.02		12858		
870410 COMP DUMP TRUCKS(ANY KIT FORM)	110527	833445	433164	718172
870421 COMP VEH(DIE)G.V.W NO>5TON-AKF	1080224	2620359	592741	2340302
870422 COMP VEH(DIESL)GVW-5-8-TON-AKF	1454214	3819188	900626	2663834
870423 COMP VEH(DIES)GVW>20 TONN-AKF	455034	1013772	968323	2347535
870431 COMP VEH(SP-ING)NOT>5TON-AKF	563649	1627349	363809	1386736
870490 COMP O-VEH TRANSPORT GOODS-AKF				480
870510 CRANE LORRIES	179269	511167	453240	755180
870530 FIRE FIGHTING VEHICLES	17101	165856	48353	48353
870540 CONCRETE-MIXER LORRIES	67064	282804	47238	303630
870590 OTH SPECIAL PURPOSE MOTOR VEHL	133411	541487	300822	1731645
870710 BODIES/CABS FOR VEH-H-87.03		32035	15744	71762
870790 BODIES M-VEH H-87042190&3190	426	28892	26569	87281
870810 BUMPERS (SHET METAL)VEH H-8701	17912	63120	38454	164470
870821 SAFETY SEAT BELT-CAR-H-8703	53936	137256	17903	77247
870829 PARTS/ACCE OF BODIES VH-H-8701	862823	2663537	835488	2038616
870830 BRAKES&BRAKE PARTS-VEH H-8701	125610	434539	73639	245115
870840 GEAR BOXE A-TRACTOR H-87019020	226695	927033	180637	445811
870850 BUILD UP DRIVE AXLE V-8701,2,4	56422	265978	34577	165583
870870 ROAD WHEELS,RIMS-CARS H-8703,4	167168	565794	73794	252478
870880 SUSP SYS,SHOCK ABSOR H-8703,04	172318	436132	209647	547717
870891 RADIATORS WITH ALUMINUM CORE	34943	104597	21728	72935
870892 SILENCERS&EX-PIPES CARS-H-8703	4917	15095	3938	8820
870893 UPPER&LOWER PLATE CLUTCH(CAR)	25311	88375	21456	64642
870894 STEERING WHEELS M-CARS H-8703	78684	270014	78425	172979
870895 SAFETY AIRBAGS INFLATER SYSTEM	203	589	69	400
870899 O-PART VEH H-87012020,90,40,60	860990	2112971	421835	1706779
870911 ELECTRICAL VEHICLES	426	5612		
870919 OTH WORK TRUCK SELF PRO N-FITT		58669	89791	89791
871000 ARMOURD CASH CARRYING VEHICLE	45151	69819		
871110 COMP MOTORCYCLE C-NOT>50CC-AKF		1979		32
871120 COMP M-CYCLE CY-C-50-250CC-AKF	857321	2759533	648189	1922830
871130 COMP M-CYCLE CYL-250-500CC-AKF	4968	201640		
871140 COMP M.CYCLE CY-500-800CC-AKF	31205	60451	5100	41132
871150 COMP M.CYCLE CYL C->800CC-AKF	20016	29791	682	3094
871160 COMP M.CYCL WIT ELEC MOTOR AKF	147	3146		

Contd.

10.11 Imports by Economic Categories (Detail)

(In Thousand Rupees)

Items	September, 2017	From July, 2017	September, 2016	From July, 2016
871190 COMP O-M.CYCLE IN ANY KIT FORM		609		
871200 BICYCLES,OTH DELIVERY TRICYCL	97403	295493	22501	189086
871310 INVALID CARRIAG NOT MECH PROPL	15342	109830	20275	102859
871390 OTH INVALID CARRIAG MOTORISED	1824	4280	241	3832
871410 SADDLES OF MOTORCYCLES,MOPEDS	689653	2144850	458602	1607009
871420 PART ACCE INVALID CARRIAGES	37	532		237
871491 FRAMES,FORKS & PARTS THEREOF	737	750		662
871492 WHEEL RIMS AND SPOKES	3116	6366	597	1363
871493 FREE WHEEL SPRO BICYCLE H-8712	10319	20632	2511	29429
871494 BRAK,COAST BRAK HUB,HUB BRAK	4666	7845	1156	7645
871495 OTHER, SADDLES	8428	14390	1852	6121
871496 PEDALS,CRANK-GEAR,& PARTS THOF	1407	1763	408	1072
871500 BABY CARRIAGES & PARTS THEREOF	8717	32675	6280	13407
871610 COMPO TRAILER/S-TRAILER IN AKF		1763		
871631 COMPONEN TANKER TRAILER IN AKF		9945	8222	100394
871639 COMPONEN OTH TRAILERS IN AKF	46166	180579	55435	72555
871640 COMPO OTH TRAIL/SE-TRAILER-AKF		6153	5878	129148
871680 COMPO FOR OTH VEH IN ANY KIT-F	14441	58419	5491	39840
871690 PARTS,TRAILER SEMI-TRAI H87.16	27210	66442	31047	61529
880100 GLIDERS AND HANG GLIDERS		1104		
880240 AEROPLAN UNLADN WT >15000KG		5625837	127921	437595
880310 PROPELLERS,ROTORS & PATS THROF		1350		
880320 UNDER CARRIAGES/PARTS THEREOF	42	4256		549
880330 OTH PARTS OF AEROPLANE/HELICOP	167185	578487	261658	561954
880400 PARACHUTES AND ROTOCHUTES,PART		320		
880529 OTH GROUND FLYING TRAINER PART		56		489
890110 CRUISE SHIPS,BOATS FOR PERSONS	5949	5949		
890190 OTH VESSELS FOR PERSONS/GOODS	16534	16534		
890310 INFLATABLE YATCHS,VESL PLE/SPO	2017	3355		27725
890392 MOTORBOAT,O/THN OUTBOARD M-BO	2051	3605		
890399 OTH INFLTABLE YACHTS	555	3509		729
890400 TUGS AND PUSHER CRAFT.	27410	27410	27312	27312
890510 DREDGERS				24875
890710 OTH FLOATING INFLATABLE RAFTS				883
890790 OTH FLOATING STRUCTURES,TANKS		31267		
900490 OTH SPECT,GOGGLE&THE LIKE CORR	6571	42136	4927	38093
900510 BINOCULARS	2263	7307	42843	50956
900580 OTH ASTRONOMICAL INSTRUMENTS	96	4656	83	320
900699 O-PART,AC P-GRAPHIC F-LIGH APP	11	1732	302	460
900710 CINEMATOGRAPHIC CAMERAS S-R/RE		3		
900720 CINEMATOGRAPH PROJECTOR.S-R/RE	7250	10180		33446
900791 PAR,ACC-CINEMATOGRAPHIC CAMERA	6	303	84	579
900792 PARTS,ACCE CINEMATOG PROJECTOR	665	1133		4583
900850 PROJECTORS,ENLARGERS&REDUCERS		55		
900890 PARTS/ACCE OF IMAGE PROJECTORS		696		
901010 APPA,EQUI AUTOMATC DEVELO FILM	337	5530	253	21392
901050 OTH APP EQU PHO-GRAPHIC LAB	802	4601	39	781
901060 PROJECTION SCREENS	5108	22398	1997	16539
901090 PART ACCE OF APP/EUIP H-90.10	1970	4645	1006	1570
901110 STEREOSCOPIC MICROSCOPES	7256	16325		798
901120 OTH MICROSCOPE P-MICROGRAPHY		1033		945
901180 OTHER MICROSCOPES	21163	87977	19669	175569
901190 PART,ACCE OF OPTCAL MICROSCOPE	3	3151	98	1162
901210 M-SCOPE O/THN OPTIC M-SCOP APP	76	1027		18709
901290 PART,ACC M-SCOPE O/THN OPTICAL		140		
901310 TELESCOPIC SIGHTS FITT TO ARMS	1	2812		7766
901320 LASERS OTHER THAN LASER DIODS	6876	20518	7378	10067
901380 OTH DEVICES APPLI&INSTRUMENTS	43690	130600	31496	106435
901390 PARTS,ACCE OF SUB GROUP-90.13	70	5180	816	1487
901410 DIRECTION FINDING COMPASSES	454	1920		139
901420 INST/APPLI AERONAUTIC NAVIGATO	8409	87138	13795	57204

Contd.

10.11 Imports by Economic Categories (Detail)

(In Thousand Rupees)

Items	September, 2017	From July, 2017	September, 2016	From July, 2016
901480 OTH INS/APPLI(NAVIGATIONAL)	655	3599	992	1491
901490 PART,ACCE OF SUB GROUP OF90.14			319	438
901510 RANGEFINDERS	7040	34835	64	3416
901520 THEODOLITES AND TACHEOMETERS	53	5004		7993
901530 SURVEYING LEVELS	3770	12924	2522	27790
901540 PH-GRAMMETRICAL SURVEY INS/APP		404		42
901580 OTH INS AND APPLIANC-SURVEYING	548825	1081876	200577	713340
901590 PARTS&ACCE OF SURVEYING INSTRU	149743	160374	235144	609050
901600 BALANCES, ELECTRONIC SEN 5CG/>	4546	18996	837	11356
901710 TEXTILE GARMENT DESIGNING MACH	5123	13739	208	2712
901720 O-DRAWING MARK/MATH CALC INSTR	12888	28193	1015	25748
901730 MICROMETERS	3361	16417	5869	15772
901780 MEASURING RODS AND TAPES	19825	49519	16634	50094
901790 PARTS/ACCE OF MEASURING INSTRU	449	6078	403	3677
901811 ELECTRO-CARDIOGRAPHS	9820	53931	2368	11930
901812 ULTRASONIC SCANNING APPARATUS	130619	478024	25542	137064
901813 MAGNETC RESONANCE IMAGING APPA	134516	248491	134627	548441
901814 SCINTIGRAPHIC APPARATUS	30501	31748		1068
901819 OTH ELECTRO-DIAGNOSTIC APPARAT	1402336	2225878	288139	616607
901820 ULTRA VOILET/INFRA-RED RAY APP	500	2090	159	368
901831 SYRINGES WITH NEEDLES	207580	1151174	207111	609176
901832 TUBULAR METAL NEEDLE/NEDL SUTU	18573	95490	33839	73832
901839 DEXT/SA INFU SET W-N-TOXIC BAG	764653	2806510	545269	1764158
901841 DENTAL DRILL ENGINES,W/C-D-EQU	693	2264	511	511
901849 OTH;INS/APPLI, DENTAL SCIENCE	9314	64306	4027	14169
901850 OTH,OPHTHALMIC INST&APPLIANCE	56678	189940	55646	116360
901890 ANESTHESIA APPARATUS	681944	2944348	698473	2345683
901910 MECHANO-THERPY,MESSAGE/PSY APP	29858	73615	9118	43109
901920 OXYGENATOR WITH ACCESSORIES	77142	575301	65596	290837
902190 OTH;APP,WORN CARY,IMPL IN BODY	12398	80231	6918	28938
902212 COMPUTED TOMOGRAPHY APPARATUS	85235	95992	11455	45888
902213 OTH X-RAY APPA FOR DENTAL USES	971	12659	878	2099
902214 OTH,X-RAY APP FOR MEDICAL SURG	158877	1032957	154077	343707
902219 X-RAY APPA FOR OTHER USES	14647	117038	33530	66843
902221 APP ALPHA-B-G RADI-MEDICAL USE		207820		1681
902229 APP ALPHA-BE-GA RADI-OTHER USE	17046	85970		74483
902230 X-RAY TUBES		22963		7236
902290 O-APP AL-B-G RADI INCL PA/ACCE	467	102816	11926	42951
902300 APPA DESIGNED F-DEMANSTRATION	219428	560705	53736	103576
902410 MACH&APPLI FOR TESTING METALS	19040	41260	745	10811
902480 O-MACH-TESTING HARDNESS/STREN	28788	174021	19184	130896
902490 PARTS&ACC-HARD/STREN TEST MACH	14037	23495	7390	12491
902511 THERMOMETERS CLINICAL	19757	53068	9802	26484
902519 OTHER THERMOMETERS/PYROMETERS	21452	95329	11403	60103
902580 HYDROMETERS	24349	64508	17492	67618
902590 PARTS ACCE INSTRUMENTS H-9025	7714	18698	7063	46607
902610 FUEL GUAGES ETC AGRI-TRACTOR	45064	171731	43247	161098
902620 APP, MEASUR/CHECK PRESSURE.	68148	257046	38192	301647
902680 OTH,APP,MEASUR VARIATION LIQ/G	85615	612722	70240	488808
902690 PARTS,ACCE OF SUB GROUP 90.26.	12045	50269	4359	42281
902710 GAS/SMOKE ANALYSIS APPARATUS.	58261	170608	30801	276858
902720 CHROMATOGRAPHS/ELECTROPHOR INS	73178	386884	38931	181460
902730 SPECTRO,SPECTROPHOT-METER RADI	46598	214264	14293	136663
902750 OTH,INS.USING OPTCAL RADIATION	38513	283242	78464	223229
902780 OTH,INST FOR PHYSICAL CHEM ANA	280377	1096139	194432	567284
902790 MICROTOMES;PART ACCE APP-90.27	59963	192249	162494	459680
902810 GAS METERS	195406	482957	58009	393947
902820 LIQUID METERS	726	1488		1445
902830 ELECTRICITY METERS	31458	105254	26438	75519
902890 SHAFT/ASSEMBLY ELECTRIC METER	32342	260358	140274	402196
902910 TAXIMETERS AND PEDOMETERS	3940	8505	1088	5489

Contd.

10.11 Imports by Economic Categories (Detail)

(In Thousand Rupees)

Items	September, 2017	From July, 2017	September, 2016	From July, 2016
902920 SPEED INDICATOR- VEH-8703,11,4	6132	27310	3708	22033
902990 PARTS ACCE OF METERS-H-90.29	18305	54076	11181	37398
903010 INS,MEASUR IONISING RADIATIONS	2955	23654	5329	37032
903020 OSCILLOSCOPE&OSCILLOGRAPH	3474	23467	16580	23917
903031 MULTIMETERS W/O RECORD DEVICE	4701	20088	4665	11942
903032 MULTIMETER WITH RECORD DEVICE	6547	8731	2464	9068
903033 BATTERY METER FOR AGR -TRACTOR	21068	77952	15760	69391
903039 O-OSCILLOSCOPE W-RECOD DEVICE	9040	21303	951	2910
903040 OTH,INS,SPE DESI FOR TELECOMMU	1055	78766	44288	48595
903082 OTH,INS,MEASUR SEMICONDUCTOR	143	143	1839	1839
903084 OTH,APPA,WITH RECORDING DEVIC	912	7339		6479
903089 OTH,INS,MEASUR ELECTRICAL QTY.	15163	91670	32826	91094
903090 PARTS ACCE OF SUB GROUP 90.30	3173	11275	917	4471
903110 MACH BALANCING MECHANICAL PARTS	3765	27828	14664	20742
903120 TEST BENCHES	10189	50819		3586
903149 OTH,OPTICAL INS & APPLIACES.	18692	191989	10768	34294
903180 OTH,INS APPLIANCES & MACHINES.	110773	610626	206260	564613
903190 PART,ACCE OF ARTICLE H- 90.31	17743	63997	14245	57634
903210 THERMOSTAT REFRIGERA / AIRCODI	47368	183991	22644	123793
903220 MANOSTAT(PRESSURE REGULATORS)	201	3826	442	1585
903281 OTH,INS HYDRAULIC OR PNEUMATIC	1937	5117	883	4075
903289 TEMP CONT SWIT VEH-H-8703.2115	195174	632056	201488	674398
903290 PARTS,ACCE OF ARTICLE H- 90.32	18585	47983	3510	19248
940210 DENTISTS' CHAIRS	17020	46572	2281	19081
940290 OPERATING TABLES	91052	323933	68667	199386
940560 ILLUMINATED SIGN,NAMPLATES,LIK	62703	183366	4207	60568
940591 PARTS OF GLASS OF CHANDELIER	15348	60054	9092	50073
940599 OTH PARTS H-NO.94.05,N.E.S.	9655	38479	20522	40297

10.12 Exports by Areas and Countries / Territories

(In Thousand Rupees)

Territories/Countries	September, 2017	Cumulative From July,2017	September, 2016	Cumulative From July,2016
GRAND TOTALS	175,714,900	543,129,044	160,787,262	488,239,780
LATIN AMERICA	221,756	687,573	271,029	719,149
Antigua and Barbuda		391		
Aruba	2,304	8,074		
Bahamas	1,499	6,510	6,117	8,284
Barbados	5,931	7,484	1,590	2,904
British Virgin Is.		176		
Cayman Islands	742	742	1,405	1,708
Cuba		69,411	30,198	88,983
Dominica				1,792
Dominican Republic	114,349	314,333	94,395	233,685
Grenada	757	919	785	7,399
Guadeloupe			219	219
Haiti	3,863	33,224	31,057	100,185
Jamaica	7,601	51,412	10,583	65,169
Martinique			9,620	10,462
Netherlands Antilles	237	2,951		
Puerto Rico	31,390	56,575	24,324	56,794
St.Kitts and Nevis	181	181		224
St. Lucia	5,441	5,833		987
St.Vincent/Grenadine	1,027	1,403	1,832	3,582
Trinidad and Tobago	46,434	127,954	58,903	136,772
CENTRAL AMERICA	1,178,254	3,496,451	989,875	3,423,088
Belize	65	191	55	519
Costa Rica	14,394	66,291	51,212	151,637
El Salvador	14,288	71,520	16,833	66,273
Guatemala	91,794	224,042	22,766	75,471
Honduras	8,694	21,499	47,053	116,536
Mexico	808,422	2,512,329	752,433	2,653,620
Nicaragua	111,577	257,869	24,044	170,004
Panama	129,021	342,711	75,478	189,027
SOUTH AMERICA	1,954,432	6,366,732	1,664,529	6,010,827
Argentina	402,622	1,107,472	391,538	1,160,615
Bolivia	2,419	6,102	1,894	22,206
Brazil	294,727	1,138,760	307,391	854,500
Chile	370,821	1,403,328	367,954	1,740,251
Colombia	321,558	969,247	196,360	948,383
Ecuador	91,811	269,767	59,650	169,846
French Guiana		271		
Guyana	1,316	12,646	23,236	24,404
Paraguay	52,112	276,867	53,098	218,775
Peru	265,075	857,141	206,610	625,034
Suriname	7,382	11,366		7,359
Uruguay	136,601	282,633	17,948	166,769
Venezuela,Bolivar. R	7,989	31,133	38,848	72,685
NORTH AMERICA	34,198,202	99,236,918	29,340,882	91,784,762
Bermuda	1,217	3,589	743	2,169
Canada	1,959,429	6,119,416	1,712,626	5,537,608
U.S.America	32,237,557	93,113,913	27,627,513	86,244,985
EASTERN EUROPE	3,631,688	11,354,596	3,303,245	9,767,998
Belarus	3,631	7,482	306	2,907
Bulgaria	124,817	451,852	149,872	353,998
Czech Republic	244,625	1,013,040	244,468	999,032
Hungary	95,141	390,353	99,788	415,024
Poland	1,925,565	5,588,184	1,469,956	4,372,557
Republic of Moldova	8,869	11,156	2,337	2,972

Contd.

10.12 Exports by Areas and Countries / Territories

(In Thousand Rupees)

Territories/Countries	September, 2017	Cumulative From July,2017	September, 2016	Cumulative From July,2016
Romania	234,028	686,752	231,759	643,334
Russian Federation	699,288	2,241,759	815,877	2,325,010
Slovakia/Slovak R.	25,680	54,686	23,291	75,053
Ukraine	270,043	909,333	265,591	578,112
NORTHERN EUROPE	17,613,678	56,820,596	17,121,626	52,114,029
Denmark	1,343,695	4,115,697	1,166,795	3,772,306
Estonia	117,019	409,921	142,158	406,464
Finland	219,293	770,253	220,465	676,847
Iceland	165	6,197	647	1,701
Ireland	496,144	1,708,413	495,835	1,539,280
Latvia	82,145	415,377	90,369	227,826
Lithuania	360,657	1,033,623	293,345	727,214
Norway	405,549	1,360,520	416,000	1,118,138
Sweden	1,240,306	3,939,441	1,057,498	3,426,390
United Kingdom	13,348,705	43,061,154	13,238,514	40,217,863
SOUTHERN EUROPE	15,948,397	52,150,644	13,132,587	42,287,257
Albania	30,326	82,821	16,179	63,192
Bosnia & Herzegovina		7,019		1,102
Croatia	111,151	342,890	115,768	316,402
Fr.Yugoslav R.Macedo				1,763
Greece	499,097	1,569,714	368,098	1,283,683
Italy	5,629,731	18,109,374	4,897,795	15,007,699
Malta	22,670	85,592	30,081	83,623
Montenegro	55,440	196,116		
Portugal	1,416,179	4,659,439	1,457,472	3,971,879
Serbia	15,106	48,199	7,822	76,582
Slovenia	752,956	2,129,358	535,110	1,640,399
Spain	7,415,740	24,920,122	5,704,261	19,840,934
WESTERN EUROPE	26,599,999	84,260,283	24,516,693	75,411,603
Austria	121,078	384,879	151,506	372,886
Belgium	5,708,521	18,577,130	5,667,420	17,010,911
Europien Union		5,373		
France	3,136,020	9,832,704	3,427,020	9,231,704
Germany	11,232,946	33,996,773	9,323,171	30,000,103
Liechtenstein	103	1,967		
Luxembourg	2,162	5,128	26,066	38,565
Netherlands	6,270,652	21,134,967	5,818,539	18,456,297
Switzerland	128,518	321,363	102,972	301,136
EASTERN AFRICA	5,715,798	16,543,352	4,137,454	11,807,368
Burundi	341	1,281	5,670	12,154
Comoros	496,265	955,106	191,232	331,923
Djibouti	234,702	672,070	251,131	572,787
Ethiopia	7,149	27,796	27,967	40,355
Kenya	2,601,118	7,891,712	1,996,729	5,175,470
Madagascar	1,198,950	2,580,900	522,802	1,271,886
Malawi	9,181	15,771	8,040	26,218
Mauritius	165,270	347,856	132,982	365,131
Mayotte		1,610	9,270	24,936
Mozambique	272,937	801,518	92,927	606,194
Reunion	23,225	131,517	51,097	127,446
Rwanda	730	7,078	1,253	1,629
Seychelles	15,120	66,287	27,757	87,295
Somalia	218,344	906,137	255,700	886,678
Uganda	28,369	57,739	13,002	28,974
U.R.of Tanzania	401,575	1,905,374	425,023	1,917,626
Zambia	58	22,521	6,827	11,623
Zimbabwe	42,465	151,078	118,046	319,045

Contd.

10.12 Exports by Areas and Countries / Territories

(In Thousand Rupees)

Territories/Countries	September, 2017	Cumulative From July,2017	September, 2016	Cumulative From July,2016
MIDDLE AFRICA	514,885	1,214,525	494,715	1,053,774
Angola	264,637	633,601	320,743	576,977
Cameroon	212,854	380,327	134,549	354,583
Chad		1,436		527
Congo, Republic of	421	10,662		
D.R.of Congo	35,757	186,378	18,091	100,356
Gabon	1,216	2,121	21,331	21,331
NORTHERN AFRICA	1,462,744	4,446,054	1,550,530	4,742,010
Algeria	66,521	198,733	133,267	361,533
Egypt(U.A.R.)	696,309	2,115,560	808,887	2,428,550
Libya	4,916	104,638	47,611	85,192
Morocco	200,134	592,880	154,230	401,440
Sudan			218,911	975,549
South Sudan	287,111	773,470		
Tunisia	207,752	660,772	187,624	489,746
SOUTHERN AFRICA	1,277,174	4,333,636	1,400,768	4,588,382
Botswana	58,924	110,195	10,380	45,203
Lesotho	18,863	113,638	121,921	239,920
Namibia	2,807	17,406	3,349	5,642
South Africa	1,196,580	4,033,787	1,256,054	4,272,233
Swaziland		58,610	9,064	25,384
WESTERN AFRICA	1,631,444	6,858,974	1,045,459	3,689,783
Benin	185,157	1,844,074	114,700	625,674
Burkina Faso(Fr.Up.V		6,994	6,843	12,273
Co,te d,Ivoire(Fr.Iv	54,547	642,830	101,402	204,491
Gambia	76,828	207,148	46,307	167,714
Ghana	277,012	737,429	121,490	283,210
Guinea	10,850	42,291	7,170	37,665
Guinea-Bissau	90,432	762,242		96,134
Liberia	3,833	12,301	6,993	13,957
Mali	1,755	6,301	7,783	8,505
Mauritania	37,263	69,803	28,487	84,007
Niger	58,331	62,609	25	1,193
Nigeria	561,114	1,478,203	488,166	1,430,802
Senegal	30,895	126,128	67,263	305,922
Sierra Leone	171,586	515,983	37,969	300,183
Togo	71,841	344,638	10,863	118,053
EASTERN ASIA	17,944,300	50,079,724	15,566,807	50,405,102
China	12,929,457	33,866,407	10,303,188	34,226,544
Hong Kong S.A.Re.Chi	896,931	2,707,074	1,172,893	3,379,857
Japan	1,704,128	4,887,727	1,201,934	4,236,821
Korea, Republic of	1,809,970	6,955,341	2,460,121	7,079,949
Mongolia	4,671	4,705	12,835	13,825
O.Asia(Tai.For.Pe.Ki	599,143	1,658,470	415,835	1,468,105
SOUTH-CENTRAL ASIA	20,011,196	68,253,440	21,413,371	60,792,415
Afghanistan	8,435,784	33,604,299	10,032,923	25,293,502
Bangladesh	5,925,782	15,805,509	5,314,969	16,830,523
India	2,990,752	8,890,245	3,685,119	11,184,524
Iran (Islamic R.)	185,625	626,421	218,023	816,732
Kazakstan	334,701	1,562,928	116,182	338,125
Kyrgyzstan/Kyrgyz R.	1,363	7,879	2,119	48,310
Maldives	51,562	159,071	51,935	159,118
Nepal	2,353	30,686	13,783	22,483
Sri Lanka	1,992,578	7,177,671	1,897,381	5,787,194
Tajikistan	347	115,025	29,293	84,990
Turkmenistan	26,154	45,502	23,090	105,206
Uzbekistan	64,195	228,205	28,553	121,711

Contd.

10.12 Exports by Areas and Countries / Territories

(In Thousand Rupees)

Territories/Countries	September, 2017	Cumulative From July,2017	September, 2016	Cumulative From July,2016
SOUTH-EASTERN ASIA	7,666,264	20,007,670	6,269,694	17,281,357
Brunei Darussalam	3,944	7,414	2,452	3,426
Cambodia Fr.Kampuche	240,656	665,244	233,545	756,888
Timor Leste		380	19,356	24,209
Indonesia	1,539,051	3,029,765	601,237	2,234,671
Lao People's D.R.	17,434	43,264	6,894	28,592
Malaysia	955,333	2,901,582	877,826	3,177,161
Myanmar	106,642	443,747	90,540	262,662
Philippines	253,640	2,381,456	1,096,383	2,064,308
Singapore	491,742	1,297,089	415,344	1,189,081
Thailand	838,041	2,396,817	656,176	2,150,731
Viet Nam	3,219,782	6,840,913	2,269,941	5,389,628
WESTERN ASIA	14,430,808	47,598,320	15,073,260	45,298,040
Armenia	3,990	6,364	846	846
Azerbaijan	180,206	341,780	213,162	576,062
Bahrain	361,513	953,393	670,782	1,550,549
Cyprus	17,604	93,246	28,914	107,261
Gaza Strip	45,188	45,188		
Georgia	17,150	37,771	33,075	54,377
Iraq	105,549	323,494	156,681	458,990
Jordan	310,310	761,410	423,617	1,104,961
Kuwait	670,171	1,884,559	916,195	2,246,250
Lebanon	178,377	449,734	166,340	431,121
Oman	707,203	2,854,209	528,098	2,141,811
Qatar	583,616	2,165,229	411,486	1,399,761
Saudi Arabia	2,419,937	7,362,183	2,557,731	8,332,762
Syrian Arab Republic	237,000	418,825	53,396	161,035
Turkey	2,639,677	9,198,505	1,998,474	5,372,981
United Arab Emirates	5,584,953	19,494,950	6,389,757	19,655,783
Yemen	368,362	1,207,480	524,706	1,703,490
AUSTRALIA AND NEW ZEALAND	3,671,277	9,308,824	3,471,039	6,983,616
Australia	3,321,056	8,272,761	3,129,939	5,955,560
New Zealand	350,221	1,036,062	341,100	1,028,056
MELANESIA	41,173	105,833	17,476	60,244
Fiji	6,929	43,338	11,418	42,020
New Caledonia	1,420	3,362		1,577
Papua New Guinea	32,508	58,325	5,536	15,537
Vanuatu	316	809	522	1,110
MICRONESIA	1,097	1,529	482	744
Guam	1,097	1,529	482	744
POLYNESIA	334	3,370	5,740	18,232
American Samoa				9,430
Cook Islands		688		
French Polynesia	334	2,682	3,172	4,076
Samoa			2,409	4,566
Tonga			160	160

10.13 Re-exports by Areas and Countries / Territories

(In Thousand Rupees)

Territories/Countries	September, 2017	Cumulative From July,2017	September, 2016	Cumulative From July,2016
GRAND TOTALS	1,569,424	7,475,766	1,266,700	4,531,286
CENTRAL AMERICA		551		37
Mexico		512		
Panama		39		37
SOUTH AMERICA	4,946	46,533		5,721
Ecuador		40,990		
Peru	4,946	5,543		5,721
NORTH AMERICA	70,719	276,146	465,334	654,312
Canada	14,896	115,712	96,106	112,503
U.S.America	55,823	160,434	369,228	541,808
EASTERN EUROPE	4,738	351,495	2,675	167,709
Czech Republic			2,321	3,193
Hungary	4,610	351,255		8,176
Poland	118	183	5	154,738
Romania				128
Russian Federation			224	256
Slovakia/Slovak R.		48		
Ukraine	9	9	125	1,218
NORTHERN EUROPE	22,599	151,200	84,372	240,896
Denmark		318		2,673
Ireland		161		
Latvia				3,879
Lithuania			532	21,019
Norway	680	7,289		111
Sweden		1,093	72,865	73,274
United Kingdom	21,919	142,339	10,975	139,940
SOUTHERN EUROPE	2,040	91,471	66,234	507,155
Croatia		305		
Greece		1,671	261	1,922
Italy	2,040	39,551	65,921	505,181
Portugal		3,833		
Spain		46,112	52	52
WESTERN EUROPE	287,457	705,524	312,712	777,166
Austria	38	38	338	4,734
Belgium	6,634	20,660	4,796	16,667
France	60,699	277,620	37,034	362,110
Germany	209,036	386,794	260,566	321,702
Netherlands	1,913	3,935	5,256	14,167
Switzerland	9,138	16,478	4,720	57,785
EASTERN AFRICA		2,043		
Mauritius		2,043		

Contd.

10.13 Re-exports by Areas and Countries / Territories

(In Thousand Rupees)

Territories/Countries	September, 2017	Cumulative From July,2017	September, 2016	Cumulative From July,2016
NORTHERN AFRICA	2,210	2,287	38	779
Algeria	687	687		548
Egypt(U.A.R.)	1,522	1,600	38	231
SOUTHERN AFRICA	877	44,250	12,150	12,150
South Africa	877	44,250		
Swaziland			12,150	12,150
WESTERN AFRICA		4,159		
Guinea		4,159		
EASTERN ASIA	168,705	2,754,380	117,170	598,701
China	64,836	2,150,754	3,855	284,562
Hong Kong S.A.Re.Chi	5,740	280,731	74,727	197,012
Japan	94,410	307,135	34,452	107,850
Korea, Republic of	3,709	15,749	4,136	6,468
O.Asia(Tai.For.Pe.Ki	11	11		2,809
SOUTH-CENTRAL ASIA	53,472	80,565	12,028	60,741
Afghanistan	9,872	35,270	10,449	47,509
India	18,491	19,480	1,189	12,644
Iran (Islamic R.)	25,110	25,110	94	94
Sri Lanka			255	453
Turkmenistan			40	40
Uzbekistan		704		
SOUTH-EASTERN ASIA	248,174	525,793	95,285	1,203,764
Indonesia	45,916	131,618	3,782	284,139
Malaysia	1,245	15,813	1,392	13,453
Philippines	937	6,612	575	3,760
Singapore	183,374	273,444	51,385	853,950
Thailand	16,702	98,306	38,152	48,387
Viet Nam				74
WESTERN ASIA	703,482	2,439,258	98,367	297,698
Azerbaijan		11,391		
Bahrain		38,880		
Iraq	5,418	12,708	3,809	3,809
Jordan			20,880	20,966
Kuwait	70	769	9,253	9,336
Oman	12	1,114		15,854
Qatar	18,894	101,474	24,266	40,291
Saudi Arabia	84	24,328	8,206	21,883
Turkey	190	10,293	2,734	9,990
United Arab Emirates	678,813	2,238,303	29,219	175,570
AUSTRALIA AND NEW ZEALAND	5	110	335	4,457
Australia		105	335	4,457
New Zealand	5	5		

10.14 Imports by Areas and Countries / Territories

(In Thousand Rupees)

Territories/Countries	September, 2017	Cumulative From July,2017	September, 2016	Cumulative From July,2016
GRAND TOTALS	467,454,347	1,492,829,053	400,544,774	1,221,074,284
LATIN AMERICA	63,406	199,891	793,020	855,917
Anguilla		10		
Antigua and Barbuda		2,400		
Aruba		23,871		
Bahamas	3,572	4,861	763,843	763,843
Barbados	3,086	13,028	2,812	3,220
British Virgin Is.			26	33
Cayman Islands		2		217
Cuba	148	148		
Dominica	2,475	6,379	942	4,207
Dominican Republic	798	2,890	12	6,785
Grenada				3,055
Haiti	62	2,922		39
Jamaica	7,043	25,404	12,059	19,819
Montserrat				5
Netherlands Antilles		8,147		87
Puerto Rico	42,955	80,483	11,900	40,769
St.Kitts and Nevis		5,260	142	142
St. Lucia				3,717
St.Vincent/Grenadine			8	8
Trinidad and Tobago	2,999	23,817	1,276	9,965
Turks & Caicos Is.	269	269		
US.Virgin Islands				5
CENTRAL AMERICA	470,187	2,032,313	320,100	1,688,114
Belize	1,126	1,233	12	3,565
Costa Rica	13,606	62,737	11,692	31,062
El Salvador	3	26		3
French West Indies				990
Guatemala	99,441	261,899	99,240	387,084
Honduras	2,264	19,285	124	11,019
Mexico	351,211	1,679,281	207,795	1,241,439
Nicaragua				57
Panama	2,535	7,851	1,237	12,896
SOUTH AMERICA	8,308,953	35,106,641	6,136,975	21,003,465
Argentina	1,601,388	9,895,905	2,107,511	8,042,617
Bolivia				3,938
Bouvet Island	352	364		32
Brazil	6,101,897	22,663,995	3,853,557	12,490,067
Chile	172,959	881,773	111,675	266,884
Colombia	10,856	47,496	17,419	24,191
Ecuador	44,691	54,537	1,516	4,575
Guyana	2,327	8,966	1,044	1,056
Paraguay	340,242	1,389,166	38,790	100,758
Peru	19,611	99,638		34,525
S.Georgia S.Sandw.Is		182		828
Suriname				3,324
Uruguay	14,631	45,178	5,462	30,542
Venezuela,Bolivar. R		19,440		125
NORTH AMERICA	17,785,348	75,819,474	19,455,992	65,850,600
Bermuda		2,530,449		
Canada	2,752,892	10,446,868	2,338,781	14,859,599
St.Pierre & Miquelon		1		
U.S.America	15,032,457	62,842,157	17,117,211	50,991,001
EASTERN EUROPE	8,254,908	20,635,369	4,862,697	15,873,414
Belarus	511,678	1,817,276	259,020	929,123
Bulgaria	248,960	526,720	177,281	553,432
Czech Republic	278,035	1,513,126	310,620	923,532
Hungary	293,294	1,079,945	273,653	1,752,314
Poland	817,686	2,228,827	601,358	2,260,526
Republic of Moldova	13,385	22,874	95,110	107,074

Contd.

10.14 Imports by Areas and Countries / Territories

(In Thousand Rupees)

Territories/Countries	September, 2017	Cumulative From July,2017	September, 2016	Cumulative From July,2016
Romania	129,607	608,779	508,920	856,183
Russian Federation	1,338,862	5,341,959	1,446,670	5,851,394
Slovakia/Slovak R.	189,935	668,661	214,967	571,870
Ukraine	4,433,466	6,827,203	975,098	2,067,966
NORTHERN EUROPE	10,396,592	34,845,927	7,724,844	25,517,141
Denmark	538,641	1,977,146	543,649	1,791,020
Estonia	56,257	103,049	22,875	62,478
Faeroe Islands	122	174	709	709
Finland	593,751	2,054,029	321,098	1,236,196
Iceland	2,096	106,243	16,013	23,342
Ireland	714,274	2,258,733	421,380	1,318,133
Latvia	140,650	386,793	108,180	250,061
Lithuania	29,992	133,343	76,318	250,937
Norway	139,106	398,716	59,541	228,763
Svalbard/Jan May.Is.		693		
Sweden	1,910,370	5,582,897	1,241,422	4,753,567
United Kingdom	6,271,334	21,844,110	4,913,659	15,601,936
SOUTHERN EUROPE	6,992,198	22,654,999	5,932,704	24,007,929
Albania	178	324		
Andorra	19	20	97	97
Bosnia & Herzegovina	4,636	8,640	7	351
Croatia	6,487	58,699	1,211	190,105
Fr.Yugoslav R.Macedo	1	655		709
Gibraltar			4	1,024
Greece	92,857	192,801	19,803	151,053
Italy	5,373,199	16,184,245	3,413,661	14,208,374
Malta	3,950	9,608	13,733	15,444
Portugal	220,525	799,307	144,649	727,445
San Marino	19,357	35,463	4,310	8,378
Serbia	11,312	23,066	1,242	1,856,713
Slovenia	55,340	150,335	26,872	68,322
Spain	1,204,339	5,191,836	2,307,114	6,779,914
WESTERN EUROPE	38,657,030	108,717,196	23,714,626	78,925,211
Austria	1,131,804	3,692,776	918,058	3,606,604
Belgium	2,303,529	7,084,650	3,712,631	9,708,424
Europien Union	5,747,913	19,335,573	3,874,858	14,322,034
France	2,978,459	14,423,284	2,767,999	9,848,423
Germany	9,332,703	29,339,066	8,184,745	28,063,623
Liechtenstein		2,540	7,150	7,180
Luxembourg	15,368	128,627	1,852	74,083
Monaco		7		
Netherlands	13,066,245	26,118,919	1,866,788	6,932,694
Switzerland	4,081,010	8,591,754	2,380,545	6,362,146
EASTERN AFRICA	5,026,609	16,372,688	5,025,099	16,337,208
B.Indian Ocean Terr.		1,303		
Burundi	187,624	511,519	157,126	419,757
Comoros			26,782	29,585
Djibouti		3,375	10,312	19,157
Eritrea	3,194	5,139		
Ethiopia	36,561	84,843	432,342	1,328,898
Kenya	4,119,954	13,062,283	3,335,215	11,857,920
Madagascar	7,648	153,655	55,721	164,123
Malawi	6,589	17,901	3,741	10,294
Mauritius	12,923	47,728	9,535	41,714
Mozambique	49,635	56,816	5,637	31,643
Reunion	17,697	51,720	37,763	59,473
Rwanda	222,188	1,016,228	311,782	969,575
Seychelles	3,416	16,100		5,979
Somalia	28,420	347,586	3,119	151,536
Uganda	88,348	330,909	72,787	180,404
U.R.of Tanzania	170,071	433,813	194,735	339,301
Zambia	71,658	196,536	346,782	669,087
Zimbabwe	684	35,233	21,720	58,763

Contd.

10.14 Imports by Areas and Countries / Territories

(In Thousand Rupees)

Territories/Countries	September, 2017	Cumulative From July,2017	September, 2016	Cumulative From July,2016
MIDDLE AFRICA	53,770	148,923	151,132	334,326
Angola		647		
Cameroon	22,438	52,312	56,390	78,909
Central African R.		4,642		
Chad	6,108	13,070	18,647	69,961
Congo, Republic of	11,297	46,989	15,690	99,541
D.R.of Congo			26,810	29,448
Gabon	11,000	28,334	33,594	51,712
Sao Tome & Principe	2,927	2,927		4,755
NORTHERN AFRICA	3,769,051	12,074,659	4,618,478	11,608,925
Algeria	6,326	18,999		64
Egypt(U.A.R.)	1,787,849	4,425,074	1,482,749	3,261,092
Libya	6,175	106,439	85,572	230,969
Morocco	1,698,288	6,777,230	2,861,155	7,590,721
Sudan			158,161	381,513
South Sudan	229,895	576,697		
Tunisia	40,519	170,219	30,840	144,565
Western Sahara(Ri.De)		1		
SOUTHERN AFRICA	8,187,737	27,520,209	3,621,071	13,128,075
Botswana	1,569	1,569		
Canary Islands	3,907	16,166		
French Southern Terr			2,468	4,207
Namibia	8,143	45,398	1,275	43,332
South Africa	8,128,793	27,229,967	3,532,861	12,873,373
Swaziland	45,324	227,109	84,467	207,164
WESTERN AFRICA	98,021	1,265,711	93,188	1,395,041
Benin		5	1,192	388,002
Burkina Faso(Fr.Up.V)	3	65,321	6	119,593
Cape Verde	3,253	3,253		
Co,te d,Ivoire(Fr.Iv)	3,716	533,172	58,613	372,649
Gambia	1,780	1,786	2,600	11,026
Ghana	778	62,856	19,261	103,114
Guinea	4,282	18,687		
Liberia	13,062	13,090		
Mali		2,760	544	14,730
Mauritania		110		3,100
Nigeria	5,472	13,082	5,845	18,736
Senegal	30,353	35,063	4,367	21,930
Sierra Leone	11	5,697	70	1,182
St. Helena	50	282	691	691
Togo	35,261	510,545		340,286
EASTERN ASIA	151,127,370	511,413,907	148,804,641	459,293,197
China	118,468,510	410,710,339	123,474,960	377,052,341
Hong Kong S.A.Re.Chi	415,505	1,768,759	423,220	1,797,857
Japan	21,447,080	63,736,393	16,059,269	51,946,180
Korea D.P.Republic	434,102	1,053,334	252,911	821,746
Korea, Republic of	6,552,571	22,494,881	4,531,300	16,603,365
Macao.China	2	1,016	68	288
O.Asia(Tai.For.Pe.Ki)	3,809,599	11,649,185	4,062,912	11,071,420
SOUTH-CENTRAL ASIA	22,620,468	60,907,364	20,459,078	56,370,934
Afghanistan	6,563,856	14,855,951	5,358,473	9,146,498
Bangladesh	438,264	1,202,135	384,565	811,269
Bhutan	935	1,023		
India	11,349,498	33,230,169	11,822,597	34,849,845
Iran (Islamic R.)	3,270,748	9,290,343	1,799,614	8,258,769
Kazakstan	302,372	325,660	12,894	47,322
Kyrgyzstan/Kyrgyz R.	357	364		8,129
Maldives	16	16		75
Nepal	5,632	13,548	1,042	43,093
Sri Lanka	575,530	1,762,461	592,110	2,021,837
Tajikistan	9,755	12,114	6,272	8,890

Contd.

10.14 Imports by Areas and Countries / Territories

(In Thousand Rupees)

Territories/Countries	September, 2017	Cumulative From July,2017	September, 2016	Cumulative From July,2016
Turkmenistan	97,795	199,766	383,634	1,043,985
Uzbekistan	5,710	13,815	97,876	131,223
SOUTH-EASTERN ASIA	54,302,861	165,863,840	39,149,949	117,889,080
Cambodia Fr.Kampuche	6,744	21,986	5,963	22,916
Timor Leste	14	14		
Indonesia	22,379,428	67,480,213	15,747,911	45,723,083
Lao People's D.R.		107		680
Malaysia	7,985,064	31,519,752	7,587,551	24,403,146
Myanmar	39,855	206,891	39,378	130,965
Philippines	557,950	2,546,978	193,949	749,403
Singapore	9,463,408	18,479,686	4,885,443	15,102,196
Thailand	10,243,506	33,151,042	8,790,525	25,110,400
Viet Nam	3,626,892	12,457,171	1,899,230	6,646,291
WESTERN ASIA	125,771,545	377,989,840	105,439,660	298,268,401
Armenia	5,275	9,169	411	2,273
Azerbaijan	6,435	14,889	38	6,603
Bahrain	247,918	2,404,258	214,107	1,249,795
Cyprus	6,238	25,604	11,259	52,280
Gaza Strip	280	674		387
Georgia	204	1,256	3,373	5,792
Iraq	1,290,021	3,187,529	118,261	957,693
Jordan	339,091	1,147,151	338,431	916,338
Kuwait	11,968,207	33,045,689	7,105,999	23,507,298
Lebanon	25,112	115,663	31,727	89,991
Oman	7,342,846	18,327,501	3,672,111	5,632,844
Qatar	13,176,676	41,573,718	7,831,831	23,849,393
Saudi Arabia	25,278,905	73,526,571	19,917,398	47,589,298
Syrian Arab Republic	5,754	6,915	23,181	32,924
Turkey	2,155,361	7,483,189	2,059,109	6,936,264
United Arab Emirates	63,846,069	196,511,315	64,112,423	187,294,415
Yemen	77,153	608,749		144,813
AUSTRALIA AND NEW ZEALAND	5,559,461	19,239,879	4,135,264	12,616,518
Australia	4,271,159	16,516,866	3,836,427	11,246,055
Christmas Islands	28	826	1,939	6,852
Heard/Mac Donald Is.		73		
New Zealand	1,246,503	2,667,415	293,031	1,358,547
Norfolk Island				638
US.Minor Outlying Is	41,772	54,698	3,868	4,427
MELANESIA	8,831	15,121	102,957	104,579
Fiji	5,188	9,265	102,957	102,957
Papua New Guinea	3,120	3,120		
Solomon Islands		2,209		
Vanuatu	523	527		1,622
MICRONESIA		1,671	3,284	3,438
Guam				11
Kiribati		1,671	3,284	3,426
Marshall Islands				1
POLYNESIA		3,431	17	2,770
American Samoa		3,424		
Johnston Island				2,752
Pitcairn		6		
Tuvalu			17	17

10.15 Re-imports by Areas and Countries / Territories

(In Thousand Rupees)

Territories/Countries	September, 2017	Cumulative From July,2017	September, 2016	Cumulative From July,2016
GRAND TOTALS	2,121,228	6,341,085	1,786,630	5,485,146
LATIN AMERICA	454	454		
Cuba	454	454		
CENTRAL AMERICA	1,412	7,267	432	541
Belize	1,412	1,412		
Guatemala		2,131		
Honduras		3,704		
Mexico		19	432	541
NORTH AMERICA	912,684	2,696,890	787,069	2,372,523
Canada	121,799	409,285	102,083	276,155
U.S.America	790,885	2,287,605	684,986	2,096,368
EASTERN EUROPE	3,187	9,175	5,238	7,187
Bulgaria		556		
Czech Republic	35	35		1,006
Hungary			1	1
Poland	2,637	8,069	5,238	6,180
Russian Federation	515	515		
NORTHERN EUROPE	86,435	151,018	103,196	176,645
Denmark	490	5,373		6,729
Ireland		1,105		180
Lithuania			901	901
Svalbard/Jan May.Is.				5,396
Sweden	11,622	21,819	7,237	16,805
United Kingdom	74,323	122,722	95,057	146,635
SOUTHERN EUROPE	46,464	130,075	14,524	75,551
Greece		406		
Italy	33,168	102,946	7,713	64,260
Spain	13,296	26,724	6,811	11,290
WESTERN EUROPE	62,982	221,791	37,729	202,008
Austria		880		1,337
Belgium	14,753	37,981	3,123	71,227
France	6,801	13,510	9,686	20,834
Germany	32,610	134,819	17,177	62,684
Netherlands	8,736	24,602	7,743	17,865
Switzerland	82	9,999		28,062
EASTERN AFRICA	4,368	8,925		12,318
Ethiopia				11,262

Contd.

10.15 Re-imports by Areas and Countries / Territories

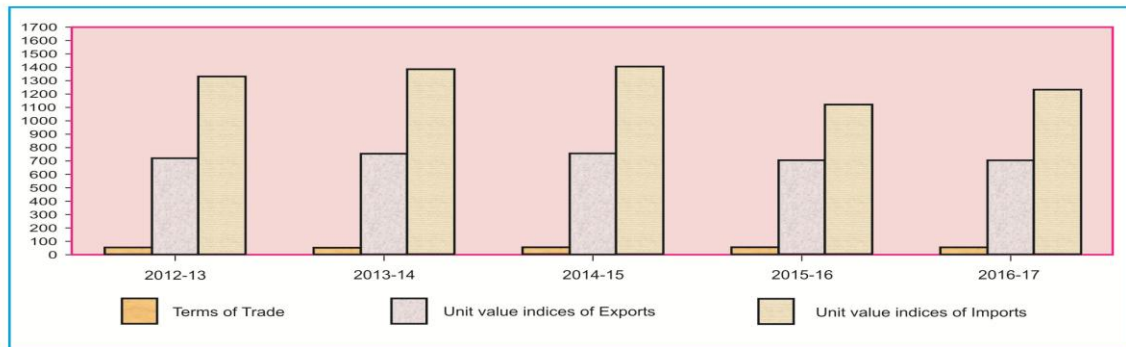
(In Thousand Rupees)

Territories/Countries	September, 2017	Cumulative From July,2017	September, 2016	Cumulative From July,2016
Mozambique		1,176		
U.R.of Tanzania	4,368	7,749		
Zimbabwe				1,055
NORTHERN AFRICA		635	6,899	8,271
Egypt(U.A.R.)		472		
Morocco		141	6,899	8,271
Tunisia		22		
SOUTHERN AFRICA	11,927	39,951	194	15,035
South Africa	11,927	37,650		
Swaziland		2,301	194	15,035
EASTERN ASIA	529,262	1,755,893	416,709	1,388,710
China	340,913	1,146,179	268,611	897,040
Hong Kong S.A.Re.Chi	14,750	54,406	25,561	52,854
Japan	104,543	348,054	76,190	299,710
Korea D.P.Republic	457	457		
Korea, Republic of	37,797	88,806	31,518	59,110
O.Asia(Tai.For.Pe.Ki	30,803	117,991	14,829	79,997
SOUTH-CENTRAL ASIA	116,592	364,177	143,347	388,823
Bangladesh	2,607	5,147	5,835	18,354
India	96,305	283,894	134,360	347,509
Iran (Islamic R.)		1,387		1,797
Sri Lanka	17,680	73,749	3,152	21,163
SOUTH-EASTERN ASIA	193,602	467,789	119,062	396,541
Indonesia	101,196	290,479	61,991	254,970
Malaysia	24,512	64,116	22,517	60,751
Philippines		173	163	163
Singapore	2,556	15,948	4,924	14,998
Thailand	50,054	60,106	17,836	41,613
Viet Nam	15,283	36,967	11,631	24,045
WESTERN ASIA	103,075	371,935	123,538	394,953
Bahrain	3,925	21,769	6,290	18,965
Kuwait		261		
Oman	1,655	4,010		6,074
Qatar	2,563	9,111		
Saudi Arabia	21,538	59,790	46,828	80,928
Syrian Arab Republic				28,424
Turkey	8,216	44,493	6,536	25,496
United Arab Emirates	65,177	232,501	63,884	235,065
AUSTRALIA AND NEW ZEALAND	48,785	115,109	28,692	46,042
Australia	48,785	115,109	28,692	46,042

10.16 Annual and Quarterly Terms of Trade and Unit Value Indices of Exports and Imports (1990-91=100)

Year/ Quarter	Terms of Trade	Unit Value Indices of Exports	Unit Value Indices of Imports
2012-13	53.81	715.45	1,329.56
2013-14	54.27	752.86	1,387.15
2014-15	54.43	759.21	1,394.74
2015-16	57.99	705.02	1,215.80
2016-17 *	58.64	703.39	1,199.54
2012-13 Jul-Sep	53.94	684.66	1,269.28
Oct-Dec	53.43	709.08	1,327.23
Jan-Mar	53.91	728.42	1,351.28
Apr-Jun	53.97	739.63	1,370.44
2013-14 Jul-Sep	54.54	745.76	1,367.33
Oct-Dec	54.61	745.57	1,365.33
Jan-Mar	54.80	771.50	1,407.91
Apr-Jun	53.17	748.62	1,408.02
2014-15 Jul-Sep	52.24	753.27	1,441.89
Oct-Dec	54.48	762.69	1,399.87
Jan-Mar	56.69	769.06	1,356.61
Apr-Jun	54.46	751.81	1,380.57
2015-16 Jul-Sep	54.97	712.89	1,296.84
Oct-Dec	58.35	701.89	1,202.89
Jan-Mar	59.56	703.02	1,180.31
Apr-Jun	59.36	702.28	1,183.17
2016-17 Jul-Sep	58.67	697.00	1,188.06
Oct-Dec	59.05	703.81	1,191.83
Jan-Mar	58.47	703.47	1,203.03
Apr-Jun *	58.37	709.28	1,215.22

ANNUAL TERMS OF TRADE & UNIT VALUE INDICES OF EXPORTS & IMPORTS (1990-91=100)



10.17 Index Numbers of Unit Values of Exports by Groups (1990-91=100)

Year /Quarter	All Groups	Food and Live Animals	Beverages & Tobacco	Crude Materials Inedible	Mineral Fuels & Lubrican	Chemicals	Manufactured Goods	Machinery & Transport	Misc. Manufactured Articles
2012-13	715.45	884.48	1052.54	958.74	1615.08	876.11	689.62	1603.48	657.15
2013-14	752.86	954.07	1127.89	1009.57	1682.81	939.50	698.49	1650.17	700.75
2014-15	759.21	1057.47	1148.80	999.87	1713.20	935.18	667.05	1789.37	728.76
2015-16	705.02	944.46	1217.42	920.79	1092.25	1000.41	607.38	1873.58	774.38
2016-17 *	703.39	912.62	1240.70	894.27	1136.42	1029.70	595.74	1740.35	799.30
2012-13 Jul-Sep	684.66	867.43	999.22	924.18	1562.79	809.02	656.98	1584.13	636.74
Oct-Dec	709.08	869.95	1036.60	944.56	1653.04	851.48	685.86	1590.79	658.79
Jan-Mar	728.42	899.09	1086.12	982.32	1620.06	921.14	705.07	1618.96	666.01
Apr-Jun	739.63	901.46	1088.20	983.88	1624.41	922.80	710.57	1620.03	667.06
2013-14 Jul-Sep	745.46	919.57	1098.87	1017.68	1634.63	934.11	713.43	1624.52	674.82
Oct-Dec	745.57	952.49	1154.15	1023.78	1640.93	928.01	698.36	1631.05	723.57
Jan-Mar	771.50	970.48	1164.01	1042.41	1659.59	941.60	722.66	1664.20	729.32
Apr-Jun	748.62	973.74	1094.54	954.39	1796.09	954.26	659.51	1680.90	675.29
2014-15 Jul-Sep	753.27	1027.99	1123.85	988.05	1853.14	929.85	676.38	1722.41	692.43
Oct-Dec	762.69	1071.97	1171.54	1000.56	1862.62	935.86	677.14	1781.57	740.31
Jan-Mar	769.06	1075.01	1148.08	1030.34	1732.30	946.52	679.02	1787.10	728.26
Apr-Jun	751.81	1054.91	1151.73	980.52	1404.75	928.49	635.66	1866.41	754.05
2015-16 Jul-Sep	712.89	973.60	1144.34	964.35	1423.80	994.53	628.77	1955.09	730.30
Oct-Dec	701.89	935.34	1176.96	908.48	1022.94	995.70	601.06	1858.72	782.09
Jan-Mar	703.02	929.68	1250.14	921.27	1045.51	1021.47	599.41	1866.25	795.28
Apr-Jun	702.28	939.22	1298.25	889.05	876.75	989.95	600.29	1814.27	789.83
2016-17 Jul-Sep	697.00	972.71	1239.28	909.02	1069.37	993.34	590.69	1780.89	762.86
Oct-Dec	703.81	928.54	1223.96	880.70	1080.33	1032.44	597.47	1719.51	794.66
Jan-Mar	703.47	869.54	1211.78	876.35	1228.96	1025.79	599.28	1724.91	802.38
Apr-Jun*	709.28	879.70	1287.78	910.99	1167.02	1067.24	595.50	1736.07	837.29

* = Provisional

10.18 Index Numbers of Unit Values of Imports by Groups (1990-91=100)

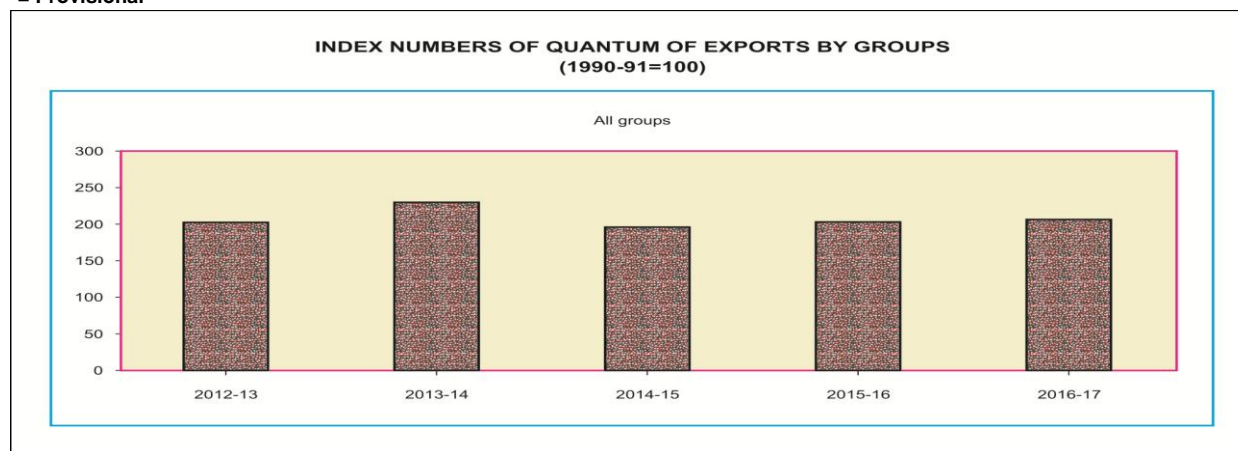
Year/Quarter	All groups	Food and Live animals	Beverages & Tobacco	Crude materials inedible except fuels	Mineral fuels & Lubricants	Animal or Veg. oils & Fats	Chemicals	Manufactured goods	Machinery & Transport equipment	Misc. manufactured articles
2012-13	1329.56	802.28	1339.47	995.65	1720.77	1103.29	994.50	887.02	1738.91	1342.66
2013-14	1387.15	838.74	1446.20	1046.35	1757.91	1054.13	1098.60	899.66	1866.32	1458.63
2014-15	1394.74	891.28	1620.65	1048.08	1511.85	1037.83	1256.50	1026.39	1985.27	1854.42
2015-16	1215.80	839.11	1700.77	1031.47	919.48	1011.65	1193.67	920.53	1913.99	2376.63
2016-17 *	1199.54	839.73	1757.42	1027.69	811.76	1086.72	1264.82	924.51	1878.69	2445.41
2012-13 Jul-Sep	1269.28	791.42	1310.88	925.57	1623.49	1189.26	939.61	875.46	1610.53	1323.94
Oct-Dec	1327.23	794.08	1328.36	995.64	1764.03	1111.45	1009.58	881.11	1680.20	1327.27
Jan-Mar	1351.28	800.25	1350.09	1017.46	1761.13	1048.35	989.23	877.44	1804.52	1345.00
Apr-Jun	1370.44	823.38	1368.54	1043.92	1734.43	1064.11	1039.59	914.05	1860.39	1374.43
2013-14 Jul-Sep	1367.33	839.00	1390.72	1064.30	1688.69	1075.42	1064.27	859.80	1865.31	1381.34
Oct-Dec	1365.33	840.48	1425.20	1052.01	1711.56	1054.23	1083.40	873.38	1875.71	1391.17
Jan-Mar	1407.91	849.44	1463.98	1072.34	1784.71	1061.03	1104.26	930.61	1937.80	1487.18
Apr-Jun	1408.02	826.03	1504.91	996.75	1846.69	1025.83	1142.45	934.85	1786.47	1574.82
2014-15 Jul-Sep	1441.89	882.91	1551.52	1050.88	1810.51	1040.06	1218.48	993.38	1889.96	1701.41
Oct-Dec	1399.87	893.21	1590.81	1065.79	1522.96	1056.54	1254.97	1030.45	1969.44	1807.08
Jan-Mar	1356.61	895.47	1651.30	1039.03	1366.90	1006.23	1256.20	1044.23	1995.28	1892.80
Apr-Jun	1380.57	893.54	1688.98	1036.61	1347.03	1048.50	1296.34	1037.49	2086.41	2016.39
2015-16 Jul-Sep	1296.84	819.90	1670.50	994.97	1260.75	1032.17	1175.87	905.12	1926.97	2242.88
Oct-Dec	1202.89	824.90	1691.32	1109.19	912.40	1028.06	1141.86	929.56	1882.96	2372.44
Jan-Mar	1180.31	865.60	1747.55	1012.94	741.34	978.61	1210.14	924.91	1934.80	2434.43
Apr-Jun	1183.17	846.04	1693.71	1008.77	763.42	1007.74	1246.79	922.51	1911.24	2456.76
2016-17 Jul-Sep	1188.06	816.59	1708.34	1025.79	778.82	1026.36	1251.62	925.94	1888.38	2512.37
Oct-Dec	1191.83	833.16	1782.93	1030.30	738.98	1164.61	1309.73	976.44	1863.34	2643.91
Jan-Mar	1203.03	838.92	1794.93	1003.50	863.49	1080.97	1269.88	878.71	1864.85	2327.08
Apr-Jun*	1215.22	870.25	1743.47	1051.17	865.73	1074.94	1228.04	916.94	1898.20	2298.27

* = Provisional

10.19 Index Numbers of Quantum of Exports by Groups (1990-91=100)

Year/Quarter	All groups	Food and Live animals	Beverages & Tobacco	Crude materials inedible except fuels	Mineral fuels & Lubricants	Chemicals	Manufactured goods	Machinery & Transport equipment	Misc. manufactured articles
2012-13	202.86	242.21	238.64	343.79	37.89	992.45	191.87	2014.32	181.50
2013-14	229.80	280.96	175.45	447.47	409.09	1010.41	189.96	2056.66	226.38
2014-15	195.45	224.40	100.30	264.75	176.22	973.58	181.68	3964.39	201.19
2015-16	203.66	243.09	112.67	307.85	57.34	689.93	182.42	3767.50	223.68
2016-17 *	205.99	250.96	153.01	214.11	51.33	477.37	186.39	3911.82	236.30
2012-13 Jul-Sep	182.10	193.42	203.51	300.83	29.33	962.68	175.53	2240.25	165.88
Oct-Dec	201.62	219.24	268.01	357.97	6.46	948.78	196.72	2835.50	174.64
Jan-Mar	208.98	289.31	307.37	350.05	53.72	840.47	192.71	1390.01	179.90
Apr-Jun	218.73	266.88	175.65	366.29	62.03	1217.85	202.51	1591.52	202.92
2013-14 Jul-Sep	242.65	254.75	215.28	392.89	1298.61	1052.88	213.28	1226.96	241.61
Oct-Dec	220.69	279.96	59.50	463.12	4.22	691.05	190.14	911.18	229.81
Jan-Mar	218.37	336.65	69.11	350.89	247.03	1153.88	186.14	4061.10	208.14
Apr-Jun	237.48	252.47	357.92	582.97	86.50	1143.82	170.28	2027.38	225.97
2014-15 Jul-Sep	201.64	189.93	90.87	389.05	361.14	952.31	183.05	4343.64	202.72
Oct-Dec	205.65	266.45	51.38	333.54	123.62	1240.35	187.56	3283.23	194.18
Jan-Mar	197.74	235.44	74.56	246.63	85.83	790.96	183.40	3932.27	205.36
Apr-Jun	176.75	205.76	184.39	89.77	134.28	910.69	172.69	4298.43	202.50
2015-16 Jul-Sep	187.10	183.52	68.33	285.36	76.97	1029.59	176.67	3211.01	194.95
Oct-Dec	193.24	251.95	54.14	218.76	50.57	778.60	177.06	2601.52	204.57
Jan-Mar	228.18	303.57	179.45	528.59	70.12	467.59	186.41	3782.17	256.89
Apr-Jun	206.13	233.33	148.74	198.69	31.70	483.95	189.54	5475.29	238.30
2016-17 Jul-Sep	189.72	161.56	101.01	178.53	29.85	560.84	185.85	5242.08	217.09
Oct-Dec	204.38	230.40	60.64	229.57	66.56	535.91	190.00	3267.99	228.32
Jan-Mar	222.94	344.66	375.12	230.59	60.11	330.08	185.81	1406.28	261.12
Apr-Jun*	206.92	267.23	75.27	217.73	48.78	482.64	183.89	5730.94	238.65

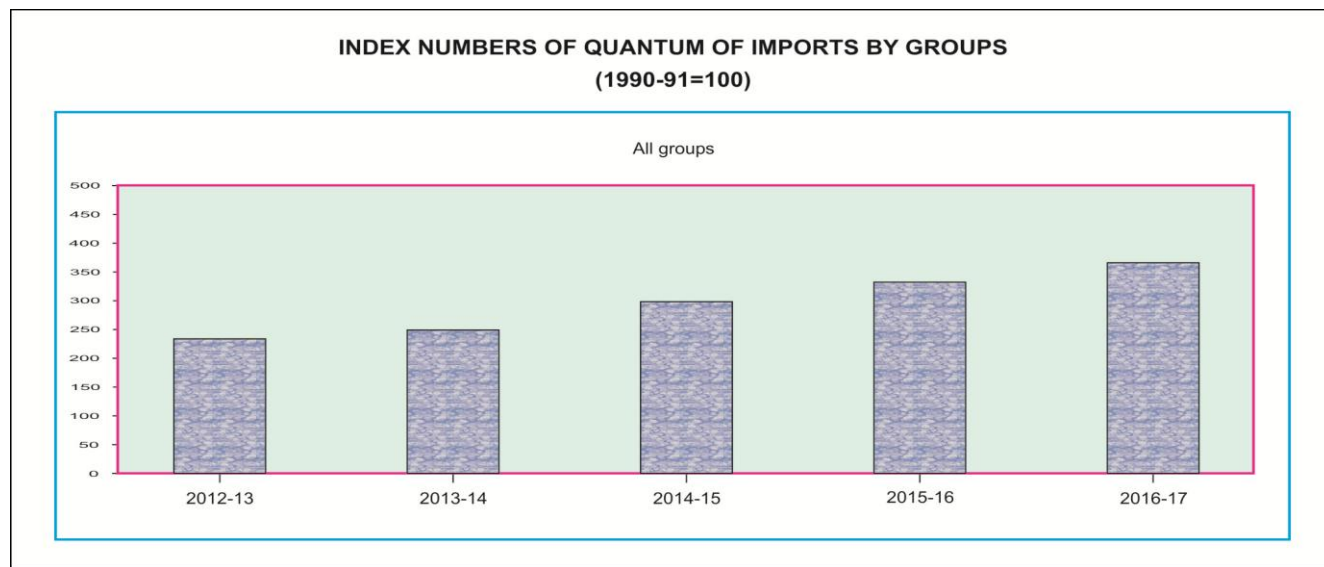
* = Provisional



10.20 Index Numbers of Quantum of Imports by Groups (1990-91=100)

Year/Quarter	All groups	Food and Live animals	Beverages & Tobacco	Crude materials inedible except fuels	Mineral fuels & Lubricants	Animal or Veg. oils & Fats	Chemicals	Manufactured goods	Machinery & Transport equipment	Misc. manufactured articles
2012-13	234.02	186.86	275.65	413.29	190.89	141.68	240.54	249.49	266.44	261.26
2013-14	249.40	162.10	317.18	491.04	185.66	182.37	253.03	312.32	283.06	286.91
2014-15	302.00	222.61	317.90	531.02	184.42	179.33	271.01	345.01	478.50	307.93
2015-16	338.04	273.06	287.46	628.07	185.23	221.25	266.35	319.43	584.63	405.89
2016-17 *	372.09	270.02	331.01	674.28	216.36	208.63	287.86	369.12	655.19	389.38
2012-13 Jul-Sep	233.97	153.48	320.06	335.17	199.90	165.49	246.32	226.37	289.12	221.18
Oct-Dec	229.54	203.59	244.78	355.04	192.53	115.62	250.79	260.53	247.53	297.57
Jan-Mar	223.34	205.75	273.94	531.28	168.62	148.57	209.02	245.75	221.78	281.19
Apr-Jun	249.22	184.62	263.80	431.66	202.47	137.03	256.03	265.29	307.32	245.07
2013-14 Jul-Sep	218.67	122.34	261.56	396.94	181.66	174.34	244.11	206.78	263.81	229.50
Oct-Dec	268.58	171.23	341.53	584.51	196.34	167.22	261.77	508.73	227.47	325.11
Jan-Mar	257.81	167.02	354.12	578.98	169.03	175.06	258.75	280.99	321.79	278.09
Apr-Jun	252.54	187.81	311.51	403.73	195.60	212.84	247.49	252.77	319.16	305.94
2014-15 Jul-Sep	302.79	322.99	416.31	354.13	197.38	189.47	275.38	273.72	521.40	302.25
Oct-Dec	304.19	229.82	369.89	685.69	186.84	167.77	270.55	274.76	470.31	296.49
Jan-Mar	294.10	174.63	205.90	595.97	144.66	163.79	258.24	482.00	428.76	371.67
Apr-Jun	306.91	162.98	279.49	488.27	208.80	196.30	279.88	349.54	493.54	261.29
2015-16 Jul-Sep	297.23	292.22	311.01	375.83	171.95	212.82	245.87	284.84	513.14	407.12
Oct-Dec	361.08	311.72	251.34	598.92	173.34	224.04	302.20	347.62	635.68	489.68
Jan-Mar	311.29	245.24	298.83	876.98	162.37	223.11	229.82	310.33	469.95	357.26
Apr-Jun	382.54	243.07	288.66	660.54	233.27	225.04	287.52	334.92	719.73	369.48
2016-17 Jul-Sep	324.26	222.22	243.38	417.44	204.18	192.07	272.18	374.67	545.17	392.47
Oct-Dec	352.36	286.10	379.05	576.31	213.16	204.04	300.94	367.29	589.25	403.18
Jan-Mar	414.50	312.94	243.74	878.87	201.43	217.82	275.54	350.76	818.18	415.75
Apr-Jun*	397.06	258.83	457.87	824.50	246.65	220.58	302.79	383.76	668.15	346.10

* = Provisional



10.21 Trade in Services (Summary) July, 2017

Rs. In Million
Dollars in Thousands

Description	* July, 2017		* June, 2017		% Change in July, 2017 over June, 2017	
	Rs	\$	Rs	\$	Rs	\$
Export of Services (TOTAL)	<u>42,560.59</u>	<u>403,705.00</u>	<u>46,235.21</u>	<u>441,301.00</u>	-7.95	-8.52
1. Manufacturing services on physical inputs owned by others	0.00	0.00	0.00	0.00	0.00	0.00
2. Maintenance and repair services n.i.e.	27.41	260.00	148.77	1,420.00	-81.58	-81.69
3. Transport	8,839.89	83,850.00	8,911.76	85,060.00	-0.81	-1.42
4. Travel	2,991.97	28,380.00	2,097.50	20,020.00	42.64	41.76
5. Construction services	721.11	6,840.00	637.00	6,080.00	13.20	12.50
6. Insurance and Pension services	199.26	1,890.00	449.47	4,290.00	-55.67	-55.94
7. Financial services	809.66	7,680.00	2,184.46	20,850.00	-62.94	-63.17
8. Charges for the use of intellectual services	78.01	740.00	107.91	1,030.00	-27.71	-28.16
9. Telecommunication, Computer and information services	9,151.92	86,810.00	9,110.83	86,960.00	0.45	-0.17
10. Other business services	9,790.82	92,870.00	10,884.16	103,886.00	-10.05	-10.60
11. Personal, cultural, and recreational services	253.55	2,405.00	199.58	1,905.00	27.04	26.25
12. Government services, n.i.e.	9,696.99	91,980.00	11,503.77	109,800.00	-15.71	-16.23
Import of Services (TOTAL)	<u>94,158.11</u>	<u>893,129.00</u>	<u>95,650.60</u>	<u>912,956.00</u>	-1.56	-2.17
1. Manufacturing services on physical inputs owned by others	0.00	0.00	0.00	0.00	0.00	0.00
2. Maintenance and repair services n.i.e.	780.14	7,400.00	733.39	7,000.00	6.37	5.71
3. Transport	40,384.21	383,061.00	41,956.39	400,461.00	-3.75	-4.34
4. Travel	24,153.91	229,110.00	18,546.43	177,020.00	30.23	29.43
5. Construction services	2.11	20.00	1,347.34	12,860.00	-99.84	-99.84
6. Insurance and Pension services	1,239.06	11,753.00	1,699.06	16,217.00	-27.07	-27.53
7. Financial services	964.64	9,150.00	2,989.09	28,530.00	-67.73	-67.93
8. Charges for the use of intellectual services	2,072.66	19,660.00	1,772.71	16,920.00	16.92	16.19
9. Telecommunication, Computer and information services	3,636.12	34,490.00	4,148.91	39,600.00	-12.36	-12.90
10. Other business services	17,496.32	165,960.00	15,400.18	146,990.00	13.61	12.91
11. Personal, cultural, and recreational services	80.64	765.00	135.67	1,295.00	-40.56	-40.93
12. Government services, n.i.e.	3,348.30	31,760.00	6,921.43	66,063.00	-51.62	-51.92

* Provisional figures based on figures provided by the State Bank of Pakistan.

** Revised by SBP

Note:- SBP has switched over from BPM- to BPM 6th addition from July, 2014.

Note:- Dollar value is converted into Rupees on monthly average exchange rate provided by SBP.

July, 2017 (1\$=Rs.105.424984), June, 2017 (1\$=Rs. 104.770211) and July, 2016 (1\$=Rs. 104.738750) respectively.

10.22 Export of Services by Sectors (Detail) (Monthly)

Description	Rs. in Millions Dollars in Thousands									
	* July, 2017		** June, 2017		* July, 2016		% Change in July, 2017 over			
	Rs	\$	Rs	\$	Rs	\$	Rs	\$	Rs	\$
Services	<u>42,560.59</u>	<u>403,705.00</u>	<u>46,235.21</u>	<u>441,301.00</u>	<u>36,665.42</u>	<u>350,065.44</u>	-7.95	-8.52	16.08	15.32
1. Manufacturing services on physical inputs owned by others	0.00	0.00	0.00	0.00	0.00	0.00	0.00	0.00	0.00	0.00
1.1 Goods for processing in reporting economy	0.00	0.00	0.00	0.00	0.00	0.00	0.00	0.00	0.00	0.00
1.2 Goods for processing abroad	0.00	0.00	0.00	0.00	0.00	0.00	0.00	0.00	0.00	0.00
2. Maintenance and repair services n.i.e.	27.41	260.00	148.77	1,420.00	169.68	1,620.00	-81.58	-81.69	-83.85	-83.95
3. Transport	8,839.89	83,850.00	8,911.76	85,060.00	11,110.37	106,077.00	-0.81	-1.42	-20.44	-20.95
3.1 Sea transport	239.31	2,270.00	231.54	2,210.00	229.38	2,190.00	3.36	2.71	4.33	3.65
3.1.1 Passenger	0.00	0.00	0.00	0.00	0.00	0.00	0.00	0.00	0.00	0.00
3.1.2 Freight	127.56	1,210.00	126.77	1,210.00	120.45	1,150.00	0.62	0.00	5.90	5.22
3.1.3 Other	111.75	1,060.00	104.77	1,000.00	108.93	1,040.00	6.66	6.00	2.59	1.92
3.2 Air transport	8,382.35	79,510.00	8,325.05	79,460.00	10,367.04	98,980.00	0.69	0.06	-19.14	-19.67
3.2.1 Passenger	5,444.15	51,640.00	5,445.96	51,980.00	3,981.12	38,010.00	-0.03	-0.65	36.75	35.86
3.2.2 Freight	98.05	930.00	97.44	930.00	470.28	4,490.00	0.63	0.00	-79.15	-79.29
3.2.3 Other	2,840.15	26,940.00	2,781.65	26,550.00	5,915.64	56,480.00	2.10	1.47	-51.99	-52.30
3.3 Road transport	201.36	1,910.00	335.26	3,200.00	511.86	4,887.00	-39.94	-40.31	-60.66	-60.92
3.3.1 Passenger	0.00	0.00	0.00	0.00	0.00	0.00	0.00	0.00	0.00	0.00
3.3.2 Freight	201.36	1,910.00	335.26	3,200.00	511.86	4,887.00	-39.94	-40.31	-60.66	-60.92
3.3.3 Other	0.00	0.00	0.00	0.00	0.00	0.00	0.00	0.00	0.00	0.00
3.4 Rail transport	0.00	0.00	0.00	0.00	0.00	0.00	0.00	0.00	0.00	0.00
3.4.1 Passenger	0.00	0.00	0.00	0.00	0.00	0.00	0.00	0.00	0.00	0.00
3.4.2 Freight	0.00	0.00	0.00	0.00	0.00	0.00	0.00	0.00	0.00	0.00
3.4.3 Other	0.00	0.00	0.00	0.00	0.00	0.00	0.00	0.00	0.00	0.00
3.5 Postal and courier services	16.87	160.00	19.91	190.00	2.09	20.00	-15.27	-15.79	707.18	700.00
3.6 Electricity transmission	0.00	0.00	0.00	0.00	0.00	0.00	0.00	0.00	0.00	0.00
3.7 Other supporting and auxiliary transport service	0.00	0.00	0.00	0.00	0.00	0.00	0.00	0.00	0.00	0.00
4. Travel	2,991.97	28,380.00	2,097.50	20,020.00	2,459.26	23,480.00	42.64	41.76	21.66	20.87
4.1 Business	26.36	250.00	19.91	190.00	38.75	370.00	32.40	31.58	-31.97	-32.43
4.1.1 Acquisition of goods and services by border, seasonal, and other short-term workers	0.00	0.00	0.00	0.00	0.00	0.00	0.00	0.00	0.00	0.00
4.1.2 Other	26.36	250.00	19.91	190.00	38.75	370.00	32.40	31.58	-31.97	-32.43
4.2 Personal	2,965.61	28,130.00	2,077.59	19,830.00	2,420.51	23,110.00	42.74	41.86	22.52	21.72
4.2.1 Health-related expenditure	11.60	110.00	27.24	260.00	7.33	70.00	-57.42	-57.69	58.25	57.14
4.2.2 Education-related expenditure	39.01	370.00	34.57	330.00	56.56	540.00	12.84	12.12	-31.03	-31.48
4.2.3 Other	2,915.00	27,650.00	2,015.78	19,240.00	2,356.62	22,500.00	44.61	43.71	23.69	22.89
4.2.3.1 Religious travel	5.80	55.00	0.21	2.00	0.00	0.00	2661.90	2650.00	100.00	100.00
4.2.3.2 Other	2,909.20	27,595.00	2,015.57	19,238.00	2,356.62	22,500.00	44.34	43.44	23.45	22.64
5. Construction services	721.11	6,840.00	637.00	6,080.00	1,345.89	12,850.00	13.20	12.50	-46.42	-46.77
5.1 Construction abroad	721.11	6,840.00	637.00	6,080.00	1,345.89	12,850.00	13.20	12.50	-46.42	-46.77
5.2 Construction in the compiling economy	0.00	0.00	0.00	0.00	0.00	0.00	0.00	0.00	0.00	0.00
6. Insurance and Pension services	199.26	1,890.00	449.47	4,290.00	113.64	1,085.00	-55.67	-55.94	75.34	74.19
6.1 Direct Insurance	169.21	1,605.00	212.16	2,025.00	62.99	601.42	-20.24	-20.74	168.63	166.87
6.1.1 Life insurance	1.58	15.00	0.52	5.00	0.15	1.42	203.85	200.00	953.33	956.34
6.1.2 Freight insurance	0.00	0.00	0.00	0.00	3.14	30.00	0.00	0.00	-100.00	-100.00
6.1.3 Other direct insurance	167.63	1,590.00	211.64	2,020.00	59.70	570.00	-20.79	-21.29	180.79	178.95
6.2 Reinsurance	0.32	3.00	209.23	1,997.00	29.27	279.43	-99.85	-99.85	-98.91	-98.93
6.3 Auxiliary insurance services	29.73	282.00	28.08	268.00	21.38	204.15	5.88	5.22	39.06	38.13
6.4 Pension and standardized guarantee services	0.00	0.00	0.00	0.00	0.00	0.00	0.00	0.00	0.00	0.00

Contd.

10.22 Export of Services by Sectors (Detail) (Monthly)

Description	Rs. in Millions Dollars in Thousands									
	* July, 2017		** June, 2017		* July, 2016		% Change in July, 2017 over			
	Rs	\$	Rs	\$	Rs	\$	June, 2017		July, 2016	
							Rs	\$	Rs	\$
7. Financial services	809.66	7680.00	2184.46	20850.00	688.14	6570.00	-62.94	-63.17	17.66	16.89
7.1 Explicitly charged and other financial services	809.66	7680.00	2184.46	20850.00	478.66	4570.00	-62.94	-63.17	69.15	68.05
7.2 Financial intermediation service charges indirectly measured (FISIM)	0.00	0.00	0.00	0.00	209.48	2000.00	0.00	0.00	-100.00	-100.00
8. Charges for the use of intellectual services	78.01	740.00	107.91	1030.00	127.78	1220.00	-27.71	-28.16	-38.95	-39.34
9. Telecommunication, Computer and information services	9151.92	86810.00	9110.83	86960.00	7117.00	67950.00	0.45	-0.17	28.59	27.76
9.1 Telecommunications services	3432.63	32560.00	3134.73	29920.00	3004.95	28690.00	9.50	8.82	14.23	13.49
9.1.1 Call centres	817.25	7752.00	809.98	7731.00	586.32	5597.97	0.90	0.27	39.39	38.48
9.1.2 Telecommunication services	2615.38	24808.00	2324.75	22189.00	2418.63	23092.03	12.50	11.80	8.13	7.43
9.2 Computer services	5682.40	53900.00	5963.53	56920.00	4102.62	39170.00	-4.71	-5.31	38.51	37.61
9.2.1 Hardware consultancy services	44.91	426.00	12.57	120.00	18.80	179.46	257.28	255.00	138.88	137.38
9.2.2 Software consultancy services	3140.40	29788.00	2244.81	21426.00	1473.64	14069.67	39.90	39.03	113.10	111.72
9.2.3 Maintenance & repairs of computer	28.57	271.00	3.25	31.00	20.71	197.75	779.08	774.19	37.95	37.04
9.2.4 Export / Import of Computer Software	1665.50	15798.00	2975.79	28403.00	2130.07	20336.97	-44.03	-44.38	-21.81	-22.32
9.2.5 Other Computer services	803.02	7617.00	727.11	6940.00	459.40	4386.15	10.44	9.76	74.80	73.66
9.3 Information services	36.89	350.00	12.57	120.00	9.43	90.00	193.48	191.67	291.20	288.89
9.3.1 News agency services	8.43	80.00	9.01	86.00	6.21	59.27	-6.44	-6.98	35.75	34.98
9.3.2 Other information services	28.46	270.00	3.56	34.00	3.22	30.73	699.44	694.12	783.85	778.62
10. Other business services	9790.82	92870.00	10884.16	103886.00	7561.46	72193.44	-10.05	-10.60	29.48	28.64
10.1 Research and development services	70.63	670.00	91.15	870.00	41.90	400.00	-22.51	-22.99	68.57	67.50
10.2 Professional and management consulting services	1972.50	18710.00	2554.30	24380.00	1671.63	15960.00	-22.78	-23.26	18.00	17.23
10.2.1 Legal, accounting, management consulting, and public relations	1238.75	11750.00	1703.57	16260.00	1118.60	10680.00	-27.29	-27.74	10.74	10.02
10.2.1.1 Legal services	185.55	1760.00	137.25	1310.00	115.21	1100.00	35.19	34.35	61.05	60.00
10.2.1.2 Accounting, auditing, bookkeeping, and tax consulting services	136.00	1290.00	508.14	4850.00	106.83	1020.00	-73.24	-73.40	27.31	26.47
10.2.1.3 Business and management consulting and public relations services	917.20	8700.00	1058.18	10100.00	896.56	8560.00	-13.32	-13.86	2.30	1.64
10.2.2 Advertising, market research, and public opinion polling	733.76	6960.00	850.73	8120.00	553.02	5280.00	-13.75	-14.29	32.68	31.82
10.3 Technical, trade-related and other business services	7747.69	73490.00	8238.71	78636.00	5847.93	55833.44	-5.96	-6.54	32.49	31.62
10.3.1 Architectural, engineering, scientific and other technical services	510.26	4840.00	660.05	6300.00	451.42	4310.00	-22.69	-23.17	13.03	12.30
10.3.2 Waste treatment and de-pollution, agricultural and mining services	5.27	50.00	4.19	40.00	33.52	320.00	25.78	25.00	-84.28	-84.38
10.3.3 Operating leasing services	0.00	0.00	4.19	40.00	1.05	10.00	-100.00	-100.00	-100.00	-100.00
10.3.4 Trade-related services	13.71	130.00	28.92	276.00	10.25	97.84	-52.59	-52.90	33.76	32.87
10.3.5 Other business services n.i.e.	7218.45	68470.00	7541.36	71980.00	5351.69	51095.60	-4.28	-4.88	34.88	34.00
11. Personal, cultural, and recreational services	253.55	2405.00	199.58	1905.00	69.13	660.00	27.04	26.25	266.77	264.39
11.1 Audiovisual and related services	236.68	2245.00	163.96	1565.00	50.28	480.00	44.35	43.45	370.72	367.71
11.1.1 Audiovisual services	236.36	2242.00	163.86	1564.00	39.61	378.15	44.25	43.35	496.72	492.89
11.1.2 Artistic related services	0.32	3.00	0.10	1.00	10.67	101.85	220.00	200.00	-97.00	-97.05
11.2 Other personal, cultural, and recreational services	16.87	160.00	35.62	340.00	18.85	180.00	-52.64	-52.94	-10.50	-11.11
12. Government services, n.i.e.	9696.99	91980.00	11503.77	109800.00	5903.07	56360.00	-15.71	-16.23	64.27	63.20
12.1 Embassies and consulates	4183.26	39680.00	1806.24	17240.00	1410.83	13470.00	131.60	130.16	196.51	194.58
12.2 Military units and agencies	867.65	8230.00	3803.16	36300.00	283.84	2710.00	-77.19	-77.33	205.68	203.69
12.3 Other	4646.08	44070.00	5894.37	56260.00	4208.40	40180.00	-21.18	-21.67	10.40	9.68

* Provisional ** Revised

Note: 1. The data are presented as per 6(EBOPS0.002010) classification aligned with MSITS0.00 2010 classification

10.23 Import of Services by Sectors (Detail) (Monthly)

Description	Rs. in Millions Dollars in Thousands									
	* July, 2017		** June, 2017		* July, 2016		% Change in July, 2017 over			
	Rs	\$	Rs	\$	Rs	\$	Rs	\$	Rs	\$
Services	<u>94,158.11</u>	<u>893,129.00</u>	<u>95,650.60</u>	<u>912,956.00</u>	<u>72,740.30</u>	<u>694,493.00</u>	-1.56	-2.17	29.44	28.60
1.Manufacturing services on physical inputs owned by others	0.00	0.00	0.00	0.00	0.00	0.00	0.00	0.00	0.00	0.00
1.1 Goods for processing in reporting economy	0.00	0.00	0.00	0.00	0.00	0.00	0.00	0.00	0.00	0.00
1.2 Goods for processing abroad	0.00	0.00	0.00	0.00	0.00	0.00	0.00	0.00	0.00	0.00
2.Maintenance and repair services n.i.e.	780.14	7,400.00	733.39	7,000.00	672.42	6,420.00	6.37	5.71	16.02	15.26
3. Transport	40,384.21	383,061.00	41,956.39	400,461.00	27,441.66	262,001.00	-3.75	-4.34	47.16	46.21
3.1 Sea transport	22,696.95	215,290.00	24,273.27	231,681.00	12,790.70	122,120.00	-6.49	-7.07	77.45	76.29
3.1.1 Passenger	0.00	0.00	0.00	0.00	0.00	0.00	0.00	0.00	0.00	0.00
3.1.2 Freight	20,008.61	189,790.00	21,701.16	207,131.00	11,632.29	111,060.00	-7.80	-8.37	72.01	70.89
3.1.3 Other	2,688.34	25,500.00	2,572.11	24,550.00	1,158.41	11,060.00	4.52	3.87	132.07	130.56
3.2 Air transport	17,309.73	164,190.00	17,368.81	165,780.00	14,357.58	137,080.00	-0.34	-0.96	20.56	19.78
3.2.1 Passenger	13,965.65	132,470.00	13,878.91	132,470.00	10,150.23	96,910.00	0.62	0.00	37.59	36.69
3.2.2 Freight	2,168.59	20,570.00	2,326.95	22,210.00	1,526.04	14,570.00	-6.81	-7.38	42.11	41.18
3.2.3 Other	1,175.49	11,150.00	1,162.95	11,100.00	2,681.31	25,600.00	1.08	0.45	-56.16	-56.45
3.3 Road transport	231.94	2,200.00	177.90	1,698.00	118.25	1,129.00	30.38	29.56	96.14	94.86
3.3.1 Passenger	0.00	0.00	0.00	0.00	0.00	0.00	0.00	0.00	0.00	0.00
3.3.2 Freight	152.87	1,450.00	157.99	1,508.00	115.11	1,099.00	-3.24	-3.85	32.80	31.94
3.3.3 Other	79.07	750.00	19.91	190.00	3.14	30.00	297.14	294.74	2418.15	2400.00
3.4 Rail transport	82.34	781.00	85.07	812.00	62.01	592.00	-3.21	-3.82	32.79	31.93
3.4.1 Passenger	82.34	781.00	85.07	812.00	62.01	592.00	-3.21	-3.82	32.79	31.93
3.4.2 Freight	0.00	0.00	0.00	0.00	0.00	0.00	0.00	0.00	0.00	0.00
3.4.3 Other	0.00	0.00	0.00	0.00	0.00	0.00	0.00	0.00	0.00	0.00
3.5 Postal and courier services	63.25	600.00	51.34	490.00	113.12	1,080.00	23.20	22.45	-44.09	-44.44
3.6 Electricity transmission	0.00	0.00	0.00	0.00	0.00	0.00	0.00	0.00	0.00	0.00
3.7 Other supporting and auxiliary transport service	0.00	0.00	0.00	0.00	0.00	0.00	0.00	0.00	0.00	0.00
4. Travel	24,153.91	229,110.00	18,546.43	177,020.00	17,790.92	169,860.00	30.23	29.43	35.77	34.88
4.1 Business	240.37	2,280.00	242.02	2,310.00	301.65	2,880.00	-0.68	-1.30	-20.31	-20.83
4.1.1 Acquisition of goods and services by border, seasonal, and other short-term workers	0.00	0.00	0.00	0.00	0.00	0.00	0.00	0.00	0.00	0.00
4.1.2 Other	240.37	2,280.00	242.02	2,310.00	301.65	2,880.00	-0.68	-1.30	-20.31	-20.83
4.2 Personal	23,913.54	226,830.00	18,304.41	174,710.00	17,489.27	166,980.00	30.64	29.83	36.73	35.84
4.2.1 Health-related expenditure	8.43	80.00	27.24	260.00	26.18	250.00	-69.05	-69.23	-67.80	-68.00
4.2.2 Education-related expenditure	1,155.46	10,960.00	2,140.46	20,430.00	801.25	7,650.00	-46.02	-46.35	44.21	43.27
4.2.3 Other	22,749.65	215,790.00	16,136.71	154,020.00	16,661.84	159,080.00	40.98	40.11	36.54	35.65
4.2.3.1 Religious travel	7,940.29	75,317.00	4,565.47	43,576.00	4,664.05	44,530.36	73.92	72.84	70.24	69.14
4.2.3.2 Other	14,809.36	140,473.00	11,571.24	110,444.00	11,997.79	114,549.64	27.98	27.19	23.43	22.63
5.Construction services	2.11	20.00	1,347.34	12,860.00	115.21	1,100.00	-99.84	-99.84	-98.17	-98.18
5.1 Construction abroad	0.00	0.00	0.00	0.00	0.00	0.00	0.00	0.00	0.00	0.00
5.2 Construction in the compiling economy	2.11	20.00	1,347.34	12,860.00	115.21	1,100.00	-99.84	-99.84	-98.17	-98.18
6. Insurance and Pension services	1,239.06	11,753.00	1,699.06	16,217.00	1,431.24	13,665.00	-27.07	-27.53	-13.43	-13.99
6.1 Direct Insurance	267.99	2,542.00	365.75	3,491.00	97.48	930.81	-26.73	-27.18	174.92	173.10
6.1.1 Life insurance	0.21	2.00	3.56	34.00	0.08	0.81	-94.10	-94.12	162.50	146.91
6.1.2 Freight insurance	137.05	1,300.00	291.99	2,787.00	94.26	900.00	-53.06	-53.35	45.40	44.44
6.1.3 Other direct insurance	130.73	1,240.00	70.20	670.00	3.14	30.00	86.23	85.07	4063.38	4033.33
6.2 Reinsurance	950.62	9,017.00	1,331.21	12,706.00	1,332.79	12,724.94	-28.59	-29.03	-28.67	-29.14
6.3 Auxiliary insurance services	20.45	194.00	2.10	20.00	0.97	9.25	873.81	870.00	2008.25	1997.30
6.4 Pension and standardized guarantee services	0.00	0.00	0.00	0.00	0.00	0.00	0.00	0.00	0.00	0.00

Contd.

10.23 Import of Services by Sectors (Detail) (Monthly)

Description	Rs. in Millions Dollars in Thousands									
	* July, 2017		** June, 2017		* July, 2016		% Change in July, 2017 over			
	Rs	\$	Rs	\$	Rs	\$	Rs	\$	Rs	\$
7. Financial services	964.64	9,150.00	2,989.09	28,530.00	881.90	8,420.00	-67.73	-67.93	9.38	8.67
7.1 Explicitly charged and other financial services	964.64	9,150.00	2,989.09	28,530.00	777.16	7,420.00	-67.73	-67.93	24.12	23.32
7.2 Financial intermediation service charges indirectly measured (FISIM)	0.00	0.00	0.00	0.00	104.74	1,000.00	0.00	0.00	-100.00	-100.00
8. Charges for the use of intellectual services	2,072.66	19,660.00	1,772.71	16,920.00	4,059.67	38,760.00	16.92	16.19	-48.95	-49.28
9. Telecommunication, Computer and information services	3,636.12	34,490.00	4,148.91	39,600.00	3,184.05	30,400.00	-12.36	-12.90	14.20	13.45
9.1 Telecommunications services	648.37	6,150.00	1,758.05	16,780.00	776.11	7,410.00	-63.12	-63.35	-16.46	-17.00
9.1.1 Call centres	0.11	1.00	10.48	100.00	0.00	0.00	-98.95	-99.00	100.00	100.00
9.1.2 Telecommunication services	648.26	6,149.00	1,747.57	16,680.00	776.11	7,410.00	-62.91	-63.14	-16.47	-17.02
9.2 Computer services	2,867.56	27,200.00	2,245.23	21,430.00	2,300.06	21,960.00	27.72	26.92	24.67	23.86
9.2.1 Hardware consultancy services	13.39	127.00	4.82	46.00	1.01	9.65	177.80	176.09	1225.74	1216.06
9.2.2 Software consultancy services	967.80	9,180.00	750.89	7,167.00	1,657.33	15,823.42	28.89	28.09	-41.60	-41.98
9.2.3 Maintenance & repairs of computer	89.19	846.00	14.46	138.00	39.02	372.57	516.80	513.04	128.58	127.07
9.2.4 Export / Import of Computer Software	1,723.07	16,344.00	1,283.64	12,252.00	410.53	3,919.60	34.23	33.40	319.72	316.98
9.2.5 Other Computer services	74.11	703.00	191.42	1,827.00	192.17	1,834.76	-61.28	-61.52	-61.44	-61.68
9.3 Information services	120.19	1,140.00	145.63	1,390.00	107.88	1,030.00	-17.47	-17.99	11.41	10.68
9.3.1 News agency services	88.98	844.00	121.74	1,162.00	82.06	783.51	-26.91	-27.37	8.43	7.72
9.3.2 Other information services	31.21	296.00	23.89	228.00	25.82	246.49	30.64	29.82	20.88	20.09
10. Other business services	17,496.32	165,960.00	15,400.18	146,990.00	14,952.19	142,757.00	13.61	12.91	17.02	16.25
10.1 Research and development services	7.38	70.00	1.05	10.00	16.76	160.00	602.86	600.00	-55.97	-56.25
10.2 Professional and management consulting services	960.42	9,110.00	2,044.07	19,510.00	259.76	2,480.00	-53.01	-53.31	269.73	267.34
10.2.1 Legal, accounting, management consulting, and public relations	799.12	7,580.00	1,905.77	18,190.00	81.70	780.00	-58.07	-58.33	878.12	871.79
10.2.1.1 Legal services	120.18	1,140.00	552.14	5,270.00	9.43	90.00	-78.23	-78.37	1174.44	1166.67
10.2.1.2 Accounting, auditing, bookkeeping, and tax consulting services	14.76	140.00	1.05	10.00	11.52	110.00	1305.71	1300.00	28.13	27.27
10.2.1.3 Business and management consulting and public relations services	664.18	6,300.00	1,352.58	12,910.00	60.75	580.00	-50.90	-51.20	993.30	986.21
10.2.2 Advertising, market research, and public opinion polling	161.30	1,530.00	138.30	1,320.00	178.06	1,700.00	16.63	15.91	-9.41	-10.00
10.3 Technical, trade-related and other business services	16,528.52	156,780.00	13,355.06	127,470.00	14,675.67	140,117.00	23.76	22.99	12.63	11.89
10.3.1 Architectural, engineering, scientific and other technical services	3,508.54	33,280.00	1,676.32	16,000.00	1,033.77	9,870.00	109.30	108.00	239.39	237.18
10.3.2 Waste treatment and de-pollution, agricultural and mining services	0.00	0.00	1.05	10.00	28.28	270.00	-100.00	-100.00	-100.00	-100.00
10.3.3 Operating leasing services	1,660.44	15,750.00	1,676.32	16,000.00	1,329.13	12,690.00	-0.95	-1.56	24.93	24.11
10.3.4 Trade-related services	3.90	37.00	45.58	435.00	736.11	7,028.10	-91.44	-91.49	-99.47	-99.47
10.3.5 Other business services n.i.e.	11,355.64	107,713.00	9,955.79	95,025.00	11,548.38	110,258.90	14.06	13.35	-1.67	-2.31
11. Personal, cultural, and recreational services	80.64	765.00	135.67	1,295.00	108.93	1,040.00	-40.56	-40.93	-25.97	-26.44
11.1 Audiovisual and related services	30.04	285.00	96.91	925.00	93.22	890.00	-69.00	-69.19	-67.78	-67.98
11.1.1 Audiovisual services	29.62	281.00	96.60	922.00	92.79	885.93	-69.34	-69.52	-68.08	-68.28
11.1.2 Artistic related services	0.42	4.00	0.31	3.00	0.43	4.07	35.48	33.33	-2.33	-1.72
11.2 Other personal, cultural, and recreational services	50.60	480.00	38.76	370.00	15.71	150.00	30.55	29.73	222.09	220.00
12. Government services, n.i.e.	3,348.30	31,760.00	6,921.43	66,063.00	2,102.11	20,070.00	-51.62	-51.92	59.28	58.25
12.1 Embassies and consulates	727.43	6,900.00	729.20	6,960.00	372.87	3,560.00	-0.24	-0.86	95.09	93.82
12.2 Military units and agencies	2.11	20.00	12.57	120.00	7.33	70.00	-83.21	-83.33	-71.21	-71.43
12.3 Other	2,618.76	24,840.00	6,179.66	58,983.00	1,721.91	16,440.00	-57.62	-57.89	52.08	51.09

* Provisional ** Revised

Note: 1. The data are presented as per 6(EBOPS0.002010) classification aligned with MSITS0.00 2010 classification

REGIONAL AND FIELD OFFICES OF PAKISTAN BUREAU OF STATISTICS

PUNJAB

Chief Statistical Officer,
Regional Office,
Pakistan Bureau of Statistics,
Plot No.7,
Gul Plaza, (1st & 2nd Floor),
I.J. Principal Road,
Near Pindora Chungi,
Rawalpindi
Phone: 051- 4411528
Fax 051 - 4410474

Statistical Officer (I/C),
Regional Office,
Pakistan Bureau of Statistics,
USAID Building,
Gurumangat Road,
Gulberg-III,
Lahore.
Phone & Fax:042-99263266
Email:lhrfbs@lhr.comsats.net.pk

Statistical Officer (I/C),
Regional Office,
Pakistan Bureau of Statistics,
House # 20, Block-T,
New Multan Colony, Rahim Chowk,
Masoom Shah Road,
Multan.
Phone & Fax:061-9220177
E-mail:muxfbs@brain.net.pk

Chief Statistical Officer,
Regional Office,
Pakistan Bureau of Statistics,
51-B, Satellite Town,
Gujranwala.
Phone & Fax: 055-9200418

Chief Statistical Officer,
Regional Office,
Pakistan Bureau of Statistics,
House # 04, Rehman Town,
Satyana Road,
Faisalabad.
Phone & Fax: 041-9220049
E-mail:fsdfbs@fsd.comsats.net.pk

Chief Statistical Officer,
Regional Office,
Pakistan Bureau of Statistics,
House # 100/27-C,
Satellite Town,
Sargodha
Phone:048-9230411

Chief Statistical Officer,
Regional Office,
Pakistan Bureau of Statistics,
9-A (Ground Floor), Block-X
Rafi Qamar Road, Satellite Town,
Bahawalpur.
Phone & Fax: 062-9250026

Statistical Officer(I/C),
Field Office,
Pakistan Bureau of Statistics,
Hasan Pura, Opp. Passport
Office, Kashmir Road,
Sialkot.
Phone & Fax: 052-3573581
E-mail:sktfbs@skt.comsats.net.pk

Statistical Officer(I/C),
Field Office,
Pakistan Bureau of Statistics,
House # 19/24, Street # 3,
Shadab Colony, Railway Line,
Jhang Saddar.
Phone & Fax: 047-9200194

Statistical Officer(I/C),
Field Office.
Pakistan Bureau of Statistics,
House at Kasra #51/11/1/3/2
Ground Floor, Chak # 9/W.B.
Behind Cooperative Workshop,
Burawala Road,
Vehari.
Phone & Fax: 067-3364219

Statistical Officer (I/C),
Field Office,
Pakistan Bureau of Statistics,
House # E-83-D, Mohallah
Ahmed Gul Khan Wala,
Street Karnal Aslam Khan,
Near Obaid Noor Hospital
Mianwali.
Phone: 0459-231626

Statistical Officer (I/C),
Field Office,
Pakistan Bureau of Statistics
House # H 224-C, Ground Floor
Street # 4, Khyaban-e-Sarwar,
Dera Ghazi Khan.
Phone: 064-2401850

Statistical Officer(I/C),
Field Office,
Pakistan Bureau of Statistics,
House # 4, Shafi Town,
Near Grid Station,
Main Shahbazpur Road,
Rahim Yar Khan.
Phone & Fax: 068-5871754

Statistical Officer (I/C),
Field Office,
Pakistan Bureau of Statistics,
House # 43 B-7, Gulistan Colony,
Near Govt. Girls College
Sahiwal.
Phone: 040-9200242

Statistical Officer(I/C),
Field Office,
Pakistan Bureau of Statistics,
165-A, Qasim Road,
Bahawalnagar.
Phone & Fax: 063-9240049

SINDH:

Chief Statistical Officer,
Regional Office,
Pakistan Bureau of Statistics,
1-B, S.M.C.H. Society
Karachi.
Phone & Fax: 021- 34557933
Email:khifbs@khi.comsats.net.pk

Chief Statistical Officer,
Regional Office,
Pakistan Bureau of Statistics,
Bungalow # A-46,
G.O.R. Colony,
Unit # 1, Latifabad,
Hyderabad.
Fax & Phone: 022-9200641

Chief Statistical Officer,
Regional Office,
Pakistan Bureau of Statistics,
Bungalow # 10-A,
Professor Housing Society,
Shikarpur Road,
Sukkur.
Phone & Fax: 071-5807132

Chief Statistical Officer,
Regional Office,
Pakistan Bureau of Statistics,
Building # 45/17, Ward "C",
Near Shah Latif Market,
Lohari Mohallah,
Larkana.
(Phone: 074-9410010)
Fax:074-4054438

Statistical Officer(I/C),
Field Office,
Pakistan Bureau of Statistics,
House # 180,
Um-e-Hain, Near satari
Cotton Factory, Ring Road
Mirpur Khas.
Phone & Fax: -0233-923096

Statistical Officer(I/C),
Field Office,
Pakistan Bureau of Statistics,
House # 68, Mubariak Colony,
Jam sahib Road,
Nawabshah(Shaheed Benazerabad).
Phone & Fax: 0244-9370311

Statistical Officer(I/C),
Field Office,
Pakistan Bureau of Statistics,
House # 199 Marakhpur,
Opp. DHO Office,
Sehwan Road, Dadu Town,
Dadu.
Phone & Fax: 025-9200345

Statistical Officer(I/C),
Field Office,
Pakistan Bureau of Statistics,
House # 2929-I, 1st Family Line,
Shah Abdul Latif Road,
Near Rifal Naka,
Jacobabad.
Phone : 0722-653403

KHYBER PAKHTOON KHWA

Chief Statistical Officer,
Regional Office,
Pakistan Bureau of Statistics,
State Life Insurance Building,
2nd Floor, 34-The Mall,
Peshawar Cantt.
Phone: 091-9213097
Fax – 091-9213098
E-mail:pshfbs@pes.comsats.net.pk

Chief Statistical Officer,
Regional Office,
Pakistan Bureau of Statistics,
Building #558-D,
Mohallah Ghazni Khel,
Bannu.
Phone & Fax: 0928-9270191

Statistical Officer (I/C),
Regional Office,
Pakistan Bureau of Statistics,
Shams-ur-Rehman Building,
Near Nadra Office, Rahimabad,
G.T. Road,
Mingora/Swat.
Phone: 0946-9240283

Chief Statistical Officer,
Regional Office,
Pakistan Bureau of Statistics,
Bungalow # 896, Mansehra Road,
Post office Jhangi,
Abbottabad.
Phone & Fax: 0992-9310231

Chief Statistical Officer,
Regional Office,
Pakistan Bureau of Statistics,
House # A-3,
Shah Jhan Shaheed Town,
Near Coach Adda of Bannu
Dera Ismail Khan.
Phone:0966-9280279

BALUCHISTAN:

Chief Statistical Officer,
Regional Office,
Pakistan Bureau of Statistics,
Chandio House No.2,
Arbab Karam Khan Road,
Near Elementary College,
Quetta.
Phone: 081-9239804
Fax:081-2471126

Statistical Officer(I/C),
Field Office,
Pakistan Bureau of Statistics,
Dak Khana Road, Near Civil Hospital,
Singani Sar,
Turbat.
Phone: 0852-412267
Fax:0852-413383

Statistical Officer (I/C),
Field Office,
Pakistan Bureau of Statistics,
Haroon Market,
Opp:Girls High School,
Hospital Road,
Khuzdar.
Phone & Fax: 0848-412760

Statistical Officer (I/C),
Field Office,
Pakistan Bureau of Statistics,
Building # 2-II/E,
Hazara Mohallah,
Loralai.
Phone & Fax: 0824-660560

NORTHERN AREAS:

Statistical Officer (I/C),
Field Office,
Pakistan Bureau of Statistics,
Haidar Pura, Near Agha Khan Health
Centre, Chinar Bagh,
Gilgit.
Phone & Fax: 05811-920972

AZAD KASHMIR:

Chief Statistical officer,
Regional Office,
Pakistan Bureau of Statistics,
Flat # 304, Al-Saif Plaza,
Upper Gojra Bypass.
Muzaffarabad.
Phone & Fax: 05822-923169

SYMBOLS, ABBREVIATIONS AND CONVERSION

<p>E Estimated P/* Provisional, Preliminary R/r Revised - Nil .. Negligible ... Not available % Percentage Admn Administration ALOOCHA A kind of fruit ARVI A type of root vegetable AV. Average BABUL A kind of fire wood BBLs. Barrels BIRYANI A dish of rice prepared BOT. Bottle CAP. Capsule CFT. Cubic feet CH. Charge CHAPATI A kind of bread CIG. Cigarette Comm. Communication CRT. Carton / Crate CUM./CM. Cubic meter DESI. Indigenous Distt. Distribution DOZ Dozen ENG. English EX. Exercise GLS. Glass GM. Gram H.OP. Hand operated HP. Horse power INJ. Injection KHADDI Hand-loom KIKAR A kind of fire wood KG. Kilogram KM. Kilometer KORMA A variety of meat curry KWH. Kilowatt / hour LB. Pound</p>	<p>LTR. Litre LUNGI A kind of cloth MALTA & MOSAMBI A variety of Orange MED. Medium MG. Milligram MMCFT. Million cubic feet MN. Million M/o. Ministry of MTR. Meter MT. Metric Ton ML. Milliliter NES. Not else where specified NO. Number NR. Not reported N.S. Not specified PKT. Packet PC. Piece QLTY. Quality QTY. Quantity RASGULLA A form of sweetmeat R.P.M. Revolution per minute RS. Rupees SAMOSA A form of patty SHAL. Shalwar SHEESHAM A variety of sup. Qty. Wood. Sq. Square SQM. Square meter SUP. Superior STND. Standard SQFT. Square feet SYN. Synthetic THNO. Thousand number TAB. Table TANDOORI Oven-Baked TKT. Ticket TL. Tube light TOTA. Broken rice UNI. Uniform Urd. Urdu VEG. Vegetable W. Watt</p>	<p>One Metric Ton 2004 Lbs. 1000 Kgs One Ton 1.0160 M.Tons (2240 Lbs.) 27.22 Maunds 1016.04 Kgs. 1.0610 M. Tons 20 Hundred weight One Pound 0.4536 Kg. 16 Oz. 0.4861 Seer One Ounce 28.35 Gms. One Kilogram 2.2046 Lbs. 0.0197 Hundred weight 0.0268 Maund 1.0717 Seers One Hundred weight (112 Lbs.) 50.8932 Kgs. 1.3610 Maunds One Gram 0.0857 Tola One Tonne 0.9842 Long Ton 1.1023 Short Ton One Bale (Cotton) 170.0971 Kilograms (375 Lbs.) 4.5571 Maunds</p>
LIQUID		
<p>One Imperial (Gallon) 4.5435 Ltrs. One Litre 0.2199 Imperial Gallon</p>		
LENGTH		
<p>One Mile 1.6093 Kms. 1760 Yards One Yard 0.9144 Meter One Foot 0.3048 Meter One Kilometer 0.6214 mile One Meter 1.0936 Yards One Square Mile 2.5899 Sq. Kilometer 640 Acres 258.9984 Hectares One Acre .4074 Hectare 4840 Sq. Yards. One Square Kilometer 0.3861 Sq. Mile 100 Hectares One Hectare 2.4711 Acres One Square Yards 0.8361 Sq. meter. One Cubic Meter 35.3147 Cubic feet</p>		

SELECTED PUBLICATIONS OF PAKISTAN BUREAU OF STATISTICS

01. **Monthly Bulletin of Statistics**
 02. **Review of Foreign Trade**
 03. **Pakistan Statistical Pocket Book**
 04. **Pakistan Statistical Yearbook**
 05. **Foreign Trade Statistics of Pakistan Imports (two volumes)**
 06. **Foreign Trade Statistics of Pakistan Exports (one volume)**
 07. **Labour Force Survey**
 08. **Brochure of National Accounts**
 09. **Pakistan Demographic Survey**
 10. **Census of Manufacturing Industries**
 11. **Survey of Small Household Manufacturing Industries**
 12. **Rent Survey of Dwellings**
 13. **Socio Economic Indicators at District Level
(Punjab, Sindh, Khyber Pakhtoon Khwa & Balochistan)**
 14. **Census of Private Educational Institutions in Pakistan**
 15. **Census of Software Industry and related services of Pakistan**
 16. **Supply & Use Table of Pakistan**
 17. **Mechanized Road Transport Survey**
 18. **Survey of Private Recreational, Cultural & Entertainment Services**
 19. **Survey of Private Laundry, Dry Cleaning & Dyeing Services**
 20. **Survey of Private Medical, Dental & Other Health Services**
 21. **Survey of Private Educational Services**
 22. **Pakistan, 2000 – An Official Hand Book on Statistics**
 23. **50 Years of Pakistan in Statistics (Four Volumes)**
 24. **Pakistan Social & Living Standard Measurement Survey National/Provincial**
 25. **Household Integrated Economic Survey (HIES) National/Provincial**
-

**SALE CENTERS WHERE PAKISTAN BUREAU OF STATISTICS
PUBLICATIONS ARE AVAILABLE**

ISLAMABAD

6 – Mauve Area, G-8/4.
Taleemi Chowk
Phone # 051 - 926 11 25
051 - 226 13 72

RAWALPINDI

NBF Book Shop
178-B, Sarwar Road,
Rawalpindi Cantt.
Phone # 051 – 927 25 30

WAH CANTT

NBF Book Shop
Central Library Premises
Phone # 051-931 40 04

LAHORE

NBF Book Shop
56/57 Shadman Colony,
Shadman Market,
Phone # 042 – 755 01 61 &
753 03 29
Fax # 042 – 758 77 35

FAISALABAD

NBF Book Shop
Shop No.10,
Hashmi Hall Shopping Centre,
University of Agriculture,
Phone # 041 – 264 81 79

MULTAN

NBF Book Shop
Plot # 4-5-6, M.D.A. Road,
Near Multan Art Council
Phone # 061 – 920 12 81

BAHAWALPUR

NBF Book Shop
Quaid-e-Azam Medical College,
Near Library.
Cell # 0301 – 724 76 13

PESHAWAR

NBF Book Shop
Phase-V, Sector B-2,
Plot No.36-37,
Hayatabad.
Phone # 091 – 589 27 44
921 72 73
Fax # 091 921 72 73

NBF Book Shop

48/D, F-6, Jamrud Road,
University Town,
Phone # 091 – 921 69 03
Fax # 091 – 921 69 04

BANNU

Old Municipal Library Premises,
Near to Qazi Muhib Stadium,
Cell # 0346 – 915 50 18

KOHAT

3rd Block, 1st Floor,
Distt. Govt. Complex

D.I. KHAN

NBF Book Shop
C/o. Executive Distt. Officer,
Literacy, Sports and Education,
Phone # 0961 – 928 01 29

ABBOTABAD

Public Library
1st Floor, Jalal Baba Auditorium,
Phone # 0992 – 931 02 91

KARACHI

National Book Foundation
(Regional Office)
Liaquat Memorial Library Premises,
Ground Floor, Stadium Road,
Phone # 021– 923 18 06 & 923 10 88
Fax # 923 10 89

HYDERABAD

NBF Book Shop
GOR Colony,
C-22, Latifabad No.1,
Phone # 022 – 931 08 92

JAMSHORO

Shop No.14, Liaquat University of
Medical & Health Science

NAWABSHAH

M.H. Khawaja DC High School,
Opp. NMC Hospital Road
Cell # 0301 – 389 58 46

SUKKUR

Public Library
Old Sukkur,
Phone # 071 – 562 51 03

LARKANA

NBF Book Shop
Chandka Medical College
Main Gate
Phone # 0741-941 02 29

JACOBABAD

Red Crescent Building,
Near T.B. Hospital
Phone # 0722 – 65 08 17

QUETTA

NBF Book Shop
3-7/5, Faiz Muhammad Road,
Phone # 081 - 920 15 70
Fax # 081 - 920 18 69

**PUBLISHED ON BEHALF OF NATIONAL BOOK FOUNDATION
PRINTED AT REPRODUCTION & PRINTING UNIT, PBS, KARACHI**