



MONTHLY BULLETIN OF STATISTICS

June
2017



Government of Pakistan
Statistics Division
Pakistan Bureau of Statistics



PBS-22(06/2017) Vol. 65
100



MONTHLY BULLETIN OF STATISTICS

June
2017

Government of Pakistan
Statistics Division
Pakistan Bureau of Statistics

Price Rs: 600.00

P R E F A C E

The Bulletin of Statistics, Monthly Publication of the Pakistan Bureau of Statistics provide important statistics in respect of social, economic and financial sectors of the economy at aggregate as well as sectoral levels. The Bulletin contains data relating to Population, National Accounts, Agriculture, Manufacturing, Prices, Balance of Payments, Public Finance, Education, Energy & Mining, Foreign Economic Assistance, Foreign Trade, Health, Insurance, Labour, Transport & Communication, Social & Culture ect. It also provides different types of indices on agriculture, manufacturing, prices, trade and labour productivity. Charts and graphs have also been provided to selected tables to make the data readily intelligible.

2. The Bulletin contains data on monthly and in some instances on annual basis. The annual data series are on fiscal year basis i.e. from July to June unless otherwise specified. Monthly data series of trade and industry are published with a time lag of 45 days required for data collection, compilation, cleaning, processing, tabulating and printing. Figures may not add up to the totals owing to rounding. Statistics that are compiled in the Pakistan Bureau of Statistics are presented without citation whereas those compiled by other agencies carry a source note below the tables.

3. Efforts have been made to produce this Bulletin as a comprehensive, informative and useful document for decision makers, researchers, planners, economists and other groups of beneficiaries. It is hoped that the users will find this Bulletin useful.

4. Suggestions for further improvement will be highly appreciated and welcomed.

ASIF BAJWA
Chief Statistician

MS. RUKHSANA YASMEEN

Secretary

Government of Pakistan
Ministry of Statistics
Statistics Division

Statistics House
21-Mauve Area,
G-9/1, Islamabad.

Tel : 051-9106500
Fax: 051-9106502
E-mail: secretary@pbs.gov.pk

Asif Bajwa

Chief Statistician
Government of Pakistan
Pakistan Bureau of Statistics

Statistics House
21-Mauve Area,
G-9/1, Islamabad.

Tel : 051-9106514 - 051-9106515
Fax: 051-9106561
E-mail: pbs@pbs.gov.pk

**PAKISTAN BUREAU OF STATISTICS
STATISTICS HOUSE, 21-MAUVE AREA
G-9/1 - ISLAMABAD
Website: www.pbs.gov.pk**

		<u>Office</u>	<u>Residence</u>
Dr. Bahrawar Jan	Deputy Director General	051-9106550 Fax:051-9106577	051-9101294
Mr. Ayazuddin	Deputy Director General	051-9106552	051-9242232
Mr. Ismail Khan	Deputy Director General	051-9106555 Fax:051-9106556	051-9101162
Mr. Khalid Hussain Bhatti	Deputy Director General	051-9106583	051-4440906
Mr. Ghulam Muhammad	Director	051-9106559	0300-9562558
Mr. Fazil Mehmood Baig	Director	051-9106575	0333-5159850
Mr. Shaukat Ali Khan	Director	051-9106557	--
Mr. Attiq-ur-Rehman	Director	051-9106553 Fax:051-9106546	0346-9579700 --
Mr. Munwar Ali Ghanghro	Director	051-9106554	0333-7145366
Mrs. Rabia Awan	Director	051-9106581	051-4444696
Mrs. Rizwana Siddique	Director	051-9106545	0333-5221042
Mr. Rizwan Bashir	Director	051-9106530	--

TRAINING WING

Syed Abdul Qader Shah	Director	051-9205390 Fax:051-9205390	--
-----------------------	----------	--------------------------------	----

**PAKISTAN BUREAU OF STATISTICS
1-B, SINDHI MUSLIM COOPERATIVE HOUSING SOCIETY
KARACHI – 74400
E-mail: khifbs@khi.comsats.net.pk**

Mr. Muhammad Ali Shaikh	Director	021-99225205	--
Mr. Shaukat Zaman	Director	021-99225209 Fax:021-99225202	0300-5052450
Mr. Abrar Hussain	Director	021-99225217	--

**PAKISTAN BUREAU OF STATISTICS
USAID BUILDING GURU MANGAT ROAD
GULBERG-III, LAHORE
E-mail: lhrfbs@lhr.comsats.net.pk**

Mr. Rana Iqbal	Director	042-99263267 Fax:042-99263267	--
----------------	----------	----------------------------------	----

(Regional Office) LAHORE

Mr. Muhammad Shahid	Chief Statistical Officer	042-99263266 Fax:042-99263266	0345-4169987
---------------------	---------------------------	----------------------------------	--------------

(Regional Office) KARACHI

Mr. Faraz Muslim	Statistical Officer	021-99225214	0333-3028006
------------------	---------------------	--------------	--------------

(Regional Office) PESHAWAR

Mr. Hasan Khan	Chief Statistical Officer	091-9213097 Fax:091-9213098	0333-9117508
----------------	---------------------------	--------------------------------	--------------

(Regional Office) QUETTA

Mr. Ghulam Rasool	Chief Statistical Officer	081-9239804 Fax:081-9239804	--
-------------------	---------------------------	--------------------------------	----

**(Presentation, Reproduction & Printing) KARACHI
pbskarachipp@gmail.co,**

Mr. Shakeel Qadeer	Chief System Analyst	021-99225220	021-35836029
Mr. Naushad Ahmed Malik	Statistical Officer	021-99225215	--

CONTENTS

**	KEY INDICATORS	III
1.	BALANCE OF PAYMENT	
1.1	Country wise Workers Remittances	01
1.2	Month wise Workers Remittances	04
1.3	Exchange Rates Pak. Rupees in Terms of one Unit of Foreign Currency	05
2.	CLIMATE	
2.1	Temperature at Selected Stations	07
2.2	Rainfall at Selected Stations	09
3.	ENERGY & MINING	
3.1	Production of Crude Oil	11
3.2	Production of Natural Gas	14
3.3	Company Wise Production of Crude Oil and Natural Gas	18
3.4	Province Wise Production of Crude Oil and Natural Gas	18
3.5	Production of Crude Oil, Natural Gas and Electricity	19
3.6	Mineral Production	20
4.	HEALTH	
4.1(a)	Monthly Immunization Coverage Number of Doses Administered (0-11 month) Children	23
4.1(b)	Monthly Immunization Coverage Number of Doses Administered (12-23 months) Children	25
4.1(c)	Monthly Immunization Coverage Number of T.T Doses Administered to Women	26
4.2	Monthly Report of HIV Treatment Centre	27
4.3(a)	Registered Veterinary Medical Practitioner with PVMC	28
4.3(b)	Registered Animal Husbandry Graduate with PVMC	29
4.4	Tuberculosis Report (FTI)	30
5.	MANUFACTURING	
5.1	Quantum Index Numbers of Large-scale Manufacturing Industries	31
5.2	Production of Manufacturing Items	33
6.	MONEY & CREDIT	
6.1	Reserve Money	47
7.	PRICE	
7.1	Price Indices (General) with Percentage Change	51
7.2	Combined Sensitive Price Indicator (SPI) by Quantile	52
7.3	Combined Consumer Price Index Numbers by Commodity Groups	53
7.4	Consumer Price Index Numbers by Major Groups and Selected Commodities	54
7.5	Combined Consumer Price Index Numbers by Quantile and Major Commodity Groups	56
7.6	Combined Consumer Price Index Numbers by Quantile, Major Commodity Group for Selected Cities	57
7.7	Combined Consumer Price Index Numbers by Income Group/City and Commodity Group for all Centres Covered in CPI	60
7.8	Index Numbers of Wholesale Prices by Commodity Groups	61
7.9	Index Numbers of Wholesale Prices by Commodities	62
7.10	Intercity Wholesale Prices of Selected Commodities	72
7.11	Intercity Consumer Prices	114

8.	PUBLIC FINANCE	
8.1	Customs Revenue Receipts	171
9.	SOCIAL	
9.1	Data on Traffic Accidents	175
9.2	Data on Telecommunication	178
9.3	Visitors at Archaeological Museums in Pakistan	179
9.4	Visitors at Heritage Sites in Pakistan	180
10.	TRADE	
10.1	Value of Foreign Trade	181
10.2	Exports by Commodity/Group	182
10.3	Imports by Commodity/Group	184
10.4	Exports of Selected Commodities in Dollars	185
10.5	Exports of Selected Commodities in Rupees	187
10.6	Imports of Selected Commodities in Dollars	189
10.7	Imports of Selected Commodities in Rupees	191
10.8	Exports by Economic Categories (Summary)	193
10.9	Exports by Economic Categories (Details)	194
10.10	Imports by Economic Categories (Summary)	195
10.11	Imports by Economic Categories (Details)	196
10.12	Exports by Areas and Countries/Territories	274
10.13	Re-exports by Areas and Countries/Territories	278
10.14	Imports by Areas and Countries/Territories	280
10.15	Re-imports by Areas and Countries/Territories	285
10.16	Annual and Quarterly Terms of Trade and Unit Value Indices of Exports and Imports (1990-91=100)	287
10.17	Index Numbers of Unit Value of Exports by Groups (1990-91=100)	288
10.18	Index numbers of unit value of imports by groups (1990-91=100)	289
10.19	Index Numbers of Quantum of Exports by Groups (1990-91=100)	290
10.20	Index Numbers of Quantum of Imports by Groups (1990-91=100)	291
10.21	Trade in Services (Summary)	292
10.22	Export of Services by Sector (Detail) Monthly	293
10.23	Import of Services by Sector (Detailed) Monthly	295
10.24	Import of Services by Sector (Detailed) Monthly	297
10.25	Import of Services by Sector (Detail) (Cumulative)	299

Regional and Field Offices of Pakistan Bureau of Statistics

Symbols, Abbreviations and Conversions

Selected Publications of Pakistan Bureau of Statistics

Sale Centres where PBS Publications are available

KEY INDICATORS

YEARLY

ECONOMIC INDICATORS

(2015- 2016)

1	Inflation	2.86%
2	Balance of Trade	(-) \$ 23.899 billion
3	Value of Exports	\$ 20.786 billion
4	Value of Imports	\$ 44.685 billion
5	Total Workers Remittances	\$ 19914.60(P) million
6	Reserve Money	Rs.3973537(P) million
7	Currency in Circulation	Rs.3333684(P) million
8	Consumer Price Index (CPI with Base 2007-2008)	203.82
9	Agricultural Sector Growth	-0.19%
10	Industrial Sector Growth	6.80%
11	Services Sector Growth	5.71%
12	GDP Growth Rate at Constant Basic Prices (Real)	4.71%
13	GNI Growth Rate at Constant Prices	6.66%
14	Per Capita Income	\$ 1561
15	Large Scale Manufacturing Sector (LSMI) Growth	3.21%
16	Quantum Index Number (LSMI with Base 2005-2006)	132.00
17	Imports Duty	Rs.377416.18 million
18	Exports Duty	Rs.580.79 million
19	Foreign Exchange Reserves	\$ 19433 million
20	* Overall Balance of Payment Surplus/Deficit	\$ -2525 million

SOCIAL INDICATORS

1	** Population (2016)	195.40 million
	Male	100.96 million
	Female	94.44 million
2	Natural Growth Rate (PDS- 2007)	1.88%
3	** Population Growth Rate (2016)	1.89%
4	Dependency Ratio (PDS-2007)	81.5
5	*** Mean Size of Household (2012-13)	6.3

* BOP as per BPM6 in million USD.

** Economic Survey

*** PSLM Survey

IV

MONTHLY ECONOMIC INDICATORS

April, 2017

1	Value of Exports	\$ 1798.478 million
2	Value of Imports	\$ 4962.552 million
3	Balance of Trade	(-)\$ 3164.074 million

May, 2017

1	Growth in Quantum Index Manufacturing (LSMI)	6.30%
2	Quantum Index of Manufacturing (LSMI with Base 2005-2006)	134.20
3	Consumer Price Index (CPI with Base 2007-08)	216.33
4	Wholesale Price Index (WPI with Base 2007-08)	218.78
5	Sensitive Price Indicator (SPI with Base 2007-08)	209.42
6	Growth Rate	
	A. CPI	0.01%
	B. WPI	-0.20%
	C. SPI	-0.89%
7	Exports Duty	Rs.57.66 million
8	Imports Duty	Rs.43492.53 million
9	Reserve Money	Rs.4540686 million
10	Currency in Circulation	Rs.3683822 million
11	Exchange Rate of Pak Rupees in terms of one unit US Dollar	1 \$ =Rs.104.7381
12	Total Workers Remittances (including Hajj & War Compensation)	\$1867.34 million

Source: i) Pakistan Bureau of Statistics.
ii) State Bank of Pakistan.
iii) Economic Survey of Pakistan.

1. BALANCE OF PAYMENT

1.1 Country Wise Workers Remittances (Including Hajj and War Compensation)

(Provisional)
(Million US Dollars)

Item	May, 2016	Jun, 2016	Jul, 2016	Aug, 2016
I. Cash	1799.39	2072.97	1328.18	1760.84
1 USA	202.10	274.01	169.68	223.70
2 UK	240.58	309.27	143.61	192.64
3 Saudi Arabia	547.77	582.84	378.69	507.26
4 UAE	380.74	434.90	293.72	401.18
Dubai	238.72	270.77	196.64	244.52
Abu Dhabi	136.36	158.19	93.24	151.34
Sharjah	5.20	5.25	2.91	4.84
Other	0.46	0.69	0.93	0.48
5 Other GCC Countries	216.71	232.27	169.61	222.57
Bahrain	37.68	38.66	27.00	36.16
Kawait	73.55	78.46	59.00	75.30
Qatar	34.87	36.34	26.00	38.75
Oman	70.61	78.81	57.00	72.36
6 EU Countries	41.64	50.31	35.74	43.50
Germany	9.86	10.03	7.16	8.66
France	3.82	4.79	3.98	4.32
Netherland	0.45	0.62	0.40	0.42
Spain	4.95	5.64	4.00	3.95
Italy	4.15	5.34	5.08	5.85
Greece	1.60	2.02	1.76	1.88
Sweden	1.47	1.76	1.30	1.64
Denmark	0.88	1.22	1.05	1.12
Ireland	13.78	18.05	10.36	14.94
Belgium	0.69	0.84	0.65	0.72
7 Norway	3.26	5.11	3.20	3.82
8 Switzerland	2.52	3.48	1.58	2.20
9 Australia	15.21	20.05	13.62	18.82
10 Canada	16.17	22.95	13.09	16.72
11 Japan	1.32	1.61	1.02	1.64
12 Other Countries	131.37	136.17	104.62	126.79
II. Encashment and Profit in Pak. Rs. Of Foreign Exchange Bearer Certificates(FEBCs) and Foreign Currency Bearer Certificate(FCBCs)	0.00	0.00	0.00	0.00
TOTAL (I + II)	1799.39	2072.97	1328.18	1760.84

Contd.

**1.1 Country Wise Workers Remittances
(Including Hajj and War Compensation)**

(Provisional)
(Million US Dollars)

Item	Sep, 2016	Oct, 2016	Nov, 2016	Dec, 2016
I. Cash	1609.29	1559.75	1616.43	1584.17
1 USA	210.82	183.19	193.98	182.17
2 UK	210.18	173.38	192.80	181.85
3 Saudi Arabia	437.87	470.17	465.19	475.75
4 UAE	361.89	358.38	362.71	339.93
Dubai	220.79	218.85	224.95	216.65
Abu Dhabi	137.20	134.95	132.78	119.36
Sharjah	3.52	3.98	4.34	3.48
Other	0.38	0.60	0.64	0.44
5 Other GCC Countries	182.16	183.13	193.12	203.63
Bahrain	30.74	30.76	35.35	37.03
Kawait	62.19	62.68	64.06	63.41
Qatar	24.58	29.38	29.98	35.66
Oman	64.65	60.31	63.73	67.53
6 EU Countries	43.60	35.35	37.03	35.08
Germany	8.36	6.85	7.16	6.89
France	4.48	3.82	3.92	3.92
Netherland	0.50	0.40	0.48	0.40
Spain	3.97	3.29	2.79	2.76
Italy	5.36	4.39	4.32	4.11
Greece	2.15	1.86	1.71	1.74
Sweden	1.68	1.21	1.40	1.31
Denmark	1.28	0.83	0.79	0.90
Ireland	15.01	11.99	13.73	12.31
Belgium	0.81	0.71	0.73	0.74
7 Norway	3.87	3.41	3.60	3.06
8 Switzerland	2.40	1.69	2.18	2.09
9 Australia	17.88	14.66	16.71	15.41
10 Canada	15.88	11.97	15.19	14.96
11 Japan	1.13	1.22	1.33	0.92
12 Other Countries	121.61	123.20	132.59	129.32
II. Encashment and Profit in Pak. Rs. Of Foreign Exchange Bearer Certificates(FEBCs) and Foreign Currency Bearer Certificate(FCBCs)	0.00	0.00	0.00	0.00
TOTAL (I + II)	1609.29	1559.75	1616.43	1584.17

Contd.

1.1 Country Wise Workers Remittances (Including Hajj and War Compensation)

(Provisional)
(Million US Dollars)

Item	Jan, 2017	Feb, 2017	Mar, 2017	Apr, 2017	May, 2017
I. Cash	1487.72	1416.92	1694.37	1538.61	1867.34
1 USA	175.01	177.76	213.29	199.69	248.88
2 UK	180.91	170.55	209.14	191.62	239.20
3 Saudi Arabia	434.15	404.39	504.60	439.13	514.50
4 UAE	323.11	320.24	363.24	344.01	427.25
Dubai	209.12	202.96	250.52	252.52	306.53
Abu Dhabi	110.43	113.36	108.92	86.18	114.11
Sharjah	3.11	3.48	3.59	5.03	6.37
Other	0.45	0.44	0.21	0.28	0.24
5 Other GCC Countries	186.41	168.20	197.21	175.18	209.95
Bahrain	31.49	28.63	32.34	29.41	36.74
Kwait	61.73	55.12	64.58	58.59	70.71
Qatar	30.71	27.24	32.21	29.90	37.07
Oman	62.48	57.21	68.08	57.28	65.43
6 EU Countries	31.69	31.70	38.85	41.89	51.19
Germany	6.14	6.31	7.74	8.00	10.13
France	3.56	2.99	3.29	3.74	4.50
Netherland	0.50	0.43	0.51	0.51	0.46
Spain	2.41	2.35	2.83	7.04	9.82
Italy	3.97	3.65	4.49	4.99	6.61
Greece	1.49	1.44	1.95	2.24	2.35
Sweden	1.36	1.35	2.83	1.23	1.86
Denmark	1.04	1.24	1.04	0.92	1.39
Ireland	10.53	11.39	13.46	12.47	13.22
Belgium	0.69	0.55	0.71	0.75	0.85
7 Norway	3.03	3.10	3.34	2.58	3.88
8 Switzerland	1.79	1.84	2.65	2.68	2.63
9 Australia	17.19	18.00	18.12	14.90	18.28
10 Canada	14.22	14.05	15.83	15.01	18.63
11 Japan	0.91	1.07	1.15	1.14	1.29
12 Other Countries	119.30	106.02	126.95	110.81	131.66
II. Encashment and Profit in Pak. Rs. of Foreign Exchange Bearer Certificates(FEBCs) and Foreign Currency Bearer Certificate(FCBCs)	0.00	0.00	0.00	0.00	0.00
TOTAL (I + II)	1487.72	1416.92	1694.37	1538.61	1867.34

Note: Item has been revised / extended by the State Bank of Pakistan.

Source: State Bank of Pakistan.

1.2 Month Wise Workers Remittances

(Million US \$)

Monthly Cash Inflow (Including Foreign Exchange Bearer Certificates & Foreign Currency Bearer Certificates)	2015-16	2014-15	YOY growth (percent)	
			2015-16	2014-15
Jul.	1,663.61	1,675.77	-0.73	19.30
Aug.	1,527.06	1,350.86	13.04	8.93
Sep.	1,775.87	1,748.49	1.57	36.15
Oct.	1,540.39	1,409.22	9.31	4.54
Nov.	1,566.04	1,343.76	16.54	18.87
Dec.	1,614.14	1,634.06	-1.22	17.99
Jan.	1,465.57	1,403.74	4.40	12.66
Feb.	1,521.54	1,420.54	7.11	17.42
Mar.	1,711.17	1,608.51	6.38	20.23
Apr.	1,656.85	1,640.05	1.02	25.02
May.	1,799.39	1,663.30	8.18	15.47
Jun.	2,072.97	1,821.68	13.79	21.50
Jul.- Jun.	19,914.60	18,719.98	6.38	18.20
Monthly average for period Jul.-jun.	1,659.55	1,560.00	6.38	18.20
Monthly Cash Inflow (Including Foreign Exchange Bearer Certificates & Foreign Currency Bearer Certificates)	2016-17	2015-16	YOY growth (percent)	
			2016-17	2015-16
July.	1328.18	1663.61	-20.16	-0.73
Aug.	1760.84	1527.19	15.30	13.05
Sep.	1609.29	1775.15	-9.34	1.52
Oct.	1,559.75	1,541.21	1.20	9.37
Nov.	1,616.43	1,565.19	3.27	16.48
Dec.	1,584.17	1,616.13	-1.98	-1.10
Jan.	1,487.72	1,466.38	1.46	4.46
Feb.	1,416.92	1,521.92	-6.90	7.14
Mar.	1,694.37	1,711.15	-0.98	6.38
Apr.	1,538.61	1,656.46	-7.11	1.00
May.	1,867.34	1,799.43	3.77	8.18
Jul.-May.	17,463.62	17,843.82	-2.13	5.60
Monthly average for period Jul.- May.	1,587.60	1,622.17	-2.13	5.60

Source: State Bank of Pakistan.

1.3 Exchange Rates Pak. Rupees in Terms of One Unit of Foreign Currency

S. No.	Country/ Organization	Currency	May, 2016	Jun., 2016	Jul., 2016	Aug., 2016	Sep, 2016	Oct., 2016	Nov., 2016
1	Australia	Dollar	76.6560	77.2926	78.9496	79.7805	79.5078	79.7425	78.9017
2	Bahrain	Dinar	276.7560	276.4685	276.7677	276.6123	276.4616	276.5944	276.8458
3	Canada	Dollar	80.9881	81.0486	80.2436	80.5021	79.9258	79.0004	77.8456
4	China	Yuan	16.0557	15.8771	15.6970	15.7478	15.6826	15.5626	15.3249
5	Denmark	Krone	15.9291	15.7998	15.5827	15.7718	15.7541	15.5162	15.2315
6	E.M.U.	Euro	118.3207	117.2918	115.7117	117.1628	117.0793	115.2397	113.1116
7	Hong Kong	Dollar	13.4905	13.4841	13.5206	13.5042	13.4948	13.5019	13.5148
8	I.M.F.	SDR	147.8939	147.3947	145.8591	146.5556	146.3971	144.6019	143.3042
9	India	Rupee	1.5668	1.5555	1.5609	1.5648	1.5678	1.5685	1.5525
10	Japan	Yen	0.9620	0.9935	0.9991	1.0326	1.0259	1.0081	0.9699
11	Kuwait	Dinar	347.3796	347.2079	346.8986	347.2254	347.0303	346.1479	344.9733
12	Malaysia	Ringgit	25.9248	25.6336	26.0779	25.9973	25.4624	25.0708	24.1891
13	Newzeland	Dollar	71.2155	73.5263	74.5121	75.6417	76.4786	74.9841	74.8740
14	Norway	Krone	12.7412	12.5822	12.3707	12.6107	12.7596	12.8408	12.4766
15	Oman	Riyal	272.0399	271.8103	272.2500	271.9319	271.7148	271.8857	272.1148
16	Qatar	Riyal	28.7777	28.7568	28.7945	28.7645	28.7395	28.7573	28.7831
17	Singapore	Dollar	76.4306	77.1660	77.4954	77.6355	76.9350	75.5808	74.248
18	Sweden	Krona	12.7529	12.5989	12.2276	12.3616	12.2583	11.9002	11.4982
19	Switzerland	Franc	107.0507	107.7685	106.4343	107.7394	107.7394	105.9968	105.2422
20	Saudi Arabia	Riyal	27.916	27.8937	27.9392	27.9069	27.8806	27.8992	27.9250
21	Thailand	Bhath	--	--	--	--	--	--	--
22	Turkey	Lira	--	--	--	--	--	--	--
23	U.A.E.	Dirham	28.5023	28.4797	28.5292	28.4942	28.4735	28.4906	28.5165
24	U.K.	Sterling (Pound)	152.0216	148.2362	138.0239	137.0524	137.3004	129.1794	130.0219
25	U.S.A.	Dollar	104.6787	104.5864	104.7388	104.6221	104.5396	104.5984	104.6935

Contd.

1.3 Exchange Rates Pak. Rupees in Terms of One Unit of Foreign Currency

S. No.	Country/ Organization	Currency	Dec., 2016	Jan., 2017	Feb., 2017	Mar., 2017	Apr., 2017	May., 2017
1	Australia	Dollar	76.8798	78.1217	80.2482	79.7915	78.9222	77.7707
2	Bahrain	Dinar	276.9316	276.9875	276.9211	277.0067	277.0027	276.9600
3	Canada	Dollar	78.3961	79.3028	79.9559	78.2677	78.0738	76.9465
4	China	Yuan	15.1495	15.2376	15.2873	15.2347	15.2586	15.2464
5	Denmark	Krone	14.8663	14.9905	15.0167	15.0629	15.1012	15.5630
6	E.M.U.	Euro	110.3385	13.5206	111.4325	111.7888	112.1214	115.5902
7	Hong Kong	Dollar	13.5138	0.9116	13.5125	13.5042	13.4990	13.4727
8	I.M.F.	SDR	141.225	141.7133	142.0826	142.272	142.7229	144.2082
9	India	Rupee	1.5443	1.5404	1.5630	1.5916	1.6244	1.6274
10	Japan	Yen	0.9029	0.9116	0.9261	0.9263	0.9517	0.9327
11	Kuwait	Dinar	343.0494	343.2073	343.4367	343.4939	344.0251	344.8168
12	Malaysia	Ringgit	23.4912	23.5153	23.5817	23.6159	23.7912	24.2836
13	Newzeland	Dollar	73.6750	74.6299	75.6805	73.3930	73.1208	72.6591
14	Norway	Krone	12.2478	12.3873	12.6032	12.3396	12.2195	12.3180
15	Oman	Riyal	272.1712	272.2436	272.1749	272.2607	272.2405	272.2231
16	Qatar	Riyal	28.7865	28.7941	28.7852	28.7929	28.7934	28.7907
17	Singapore	Dollar	72.9163	73.3116	74.0025	74.4985	74.9230	75.0362
18	Sweden	Krona	11.3762	11.716	11.7869	11.7498	11.7064	11.9308
19	Switzerland	Franc	102.6806	103.8624	104.5855	104.4191	104.6164	105.9773
20	Saudi Arabia	Riyal	27.9305	27.9353	27.9338	27.9389	27.9398	27.9372
21	Thailand	Bhath	--	--	--	--	--	--
22	Turkey	Lira	--	--	--	--	--	--
23	U.A.E.	Dirham	28.5255	28.5278	28.5252	28.5297	28.5296	28.5272
24	U.K.	Sterling (Pound)	130.582	129.0902	130.7509	129.0549	132.1295	135.2891
25	U.S.A.	Dollar	104.7248	104.7301	104.7204	104.7416	104.7474	104.7381

Note: Euro, a common currency of the 11 member countries of European Economic and Monetary Union (EMU) was introduced with effect from 1st January, 1999.

Source: State Bank of Pakistan.

2. CLIMATE

2.1 Temperature at Selected Stations

(In centigrade)

Stations	Murree		Rawalpindi/Islamabad		Jhelum		Lahore		Sargodha	
Height in meters above sea level	2167		507		232		213		187	
	Max.	Min.	Max.	Min.	Max.	Min.	Max.	Min.	Max.	Min.

Month:

Dec, 2015	12.5	1.2	19.8	3.8	21.9	6.1	21.4	7.0	22.3	8.1
Jan, 2016	11.4	1.1	17.7	3.7	18.4	6.1	17.6	8.1	18.2	7.7
Feb, 2016	N.R.	N.R.	22.0	5.9	24.6	8.0	23.6	9.9	24.2	9.6
Mar, 2016	14.5	6.1	24.1	11.4	26.9	14.3	28.0	15.9	26.8	15.2
Apr, 2016	19.2	9.7	30.2	14.8	34.3	17.8	35.6	21.2	34.4	20.6
May, 2016	25.1	14.8	37.2	20.0	40.3	23.3	40.2	25.7	40.5	26.2
Dec, 2016	17.2	5.5	23.6	3.9	23.6	6.3	23.1	9.3	24.2	9.5
Jan, 2017	--	--	--	--	--	--	--	--	--	--
Feb, 2017	12.3	2.4	21.8	7.2	24.5	8.9	24.5	11.6	24.1	8.7
Mar, 2017	14.1	4.6	25.0	9.5	28.5	12.4	28.4	15.7	27.6	13.5
Apr, 2017	20.5	10.5	31.5	14.8	35.4	18.6	36.4	22.4	35.4	20.2
May, 2017	23.8	13.8	36.0	20.2	39.2	23.9	38.9	25.9	38.9	24.9

Stations	Faisalabad		Multan		Bahawalpur		Hyderabad		Nawabshah	
Height in meters above sea level	183		122		116		40		37	
	Max.	Min.	Max.	Min.	Max.	Min.	Max.	Min.	Max.	Min.

Month:

Dec, 2015	22.1	6.7	22.6	7.9	23.6	7.6	25.8	10.7	26.2	7.2
Jan, 2016	17.7	6.9	19.1	7.6	19.7	7.0	25.5	12.6	25.4	8.7
Feb, 2016	N.R.	N.R.	25.2	9.0	25.5	8.2	27.5	12.8	29.3	9.2
Mar, 2016	27.0	15.4	28.0	16.5	31.5	29.3	34.1	19.5	35.1	17.1
Apr, 2016	34.4	20.5	35.1	21.1	37.0	20.9	38.0	22.1	40.7	21.2
May, 2016	40.6	26.0	41.9	28.3	42.1	26.9	40.2	25.4	45.5	25.8
Dec, 2016	23.9	8.6	24.6	10.2	25.4	10.0	29.0	14.5	28.8	11.8
Jan, 2017	--	--	--	--	--	--	--	--	--	--
Feb, 2017	24.1	9.3	24.5	10.2	25.4	9.2	28.7	14.4	29.1	11.0
Mar, 2017	28.0	14.3	29.3	16.3	30.7	14.8	34.5	18.1	35.8	15.9
Apr, 2017	37.0	21.0	38.1	22.6	39.5	22.2	40.3	22.9	43.0	22.2
May, 2017	39.8	26.1	41.4	28.4	41.9	26.4	42.0	26.1	44.6	26.0

Contd.

2.1 Temperature at Selected Stations

(In centigrade)

Stations	Jacobabad		Karachi A.P.		Peshawar		D.I.Khan		Saidu Sharif		Gilgit	
Height in meters above sea level	55		21		359		173		961		1459	
	Max.	Min.	Max.	Min.	Max.	Min.	Max.	Min.	Max.	Min.	Max.	Min.

Month:

Dec, 2015	23.8	7.5	28.5	12.6	19.6	6.3	22.7	4.6	15.9	3.0	12.1	-2.5
Jan. 2016	22.0	8.7	27.8	14.8	N.R	N.R	N.R	N.R	N.R	N.R	12.2	-2.6
Feb. 2016	26.7	9.8	30.3	14.9	N.R	N.R	N.R	N.R	N.R	N.R	16.5	-0.2
Mar. 2016	30.8	16.6	33.3	21.7	N.R	N.R	N.R	N.R	N.R	N.R	N.R	N.R
Apr. 2016	39.0	22.9	34.7	24.6	N.R	N.R	N.R	N.R	N.R	N.R	22.2	8.8
May. 2016	49.6	29.0	35.7	27.9	38.1	24.0	41.0	24.5	Nil	Nil	N.R	N.R
Dec, 2016	26.9	11.6	31.0	15.5	22.4	7.8	N.R	N.R	N.R	N.R	N.R	N.R
Jan. 2017	--	--	--	--	--	--	--	--	--	--	--	--
Feb. 2017	26.0	11.9	30.2	15.2	21.5	8.8	24.8	9.6	18.2	6.0	13.6	2.4
Mar. 2017	31.9	17.5	32.9	20.3	25.2	12.5	29.2	13.9	21.3	8.9	18.2	5.5
Apr. 2017	41.6	23.5	35.7	24.5	33.0	18.4	38.0	20.3	28.4	13.3	23.1	8.4
May. 2017	45.0	28.3	36.1	27.8	37.8	24.4	41.4	24.7	34.0	17.8	31.2	13.8

Stations	Quetta (Samungli)		Zhob (Fortsandeman)		Khuzdar		Punjur		Dalbadin	
Height in meters above sea level	1600		1405		1231		980		848	
	Max.	Min.	Max.	Min.	Max.	Min.	Max.	Min.	Max.	Min.

Month:

Dec, 2015	14.5	-1.5	17.5	0.4	22.7	10.3	20.0	3.7	20.0	-2.0
Jan. 2016	15.0	0.6	16.9	-0.1	20.8	8.6	23.0	7.2	24.0	1.4
Feb. 2016	16.5	-0.5	19.1	1.0	22.4	6.8	23.2	5.4	24.7	2.1
Mar. 2016	20.0	7.5	20.0	8.0	N.R	N.R	27.1	11.3	29.0	8.6
Apr. 2016	26.5	10.0	27.0	15.0	30.7	20.0	35.2	18.4	34.5	13.7
May. 2016	32.2	15.6	34.3	19.5	37.6	25.6	39.8	23.2	41.5	22.5
Dec, 2016	N.R	N.R	N.R	N.R	N.R	N.R	N.R	N.R	N.R	N.R
Jan. 2017	--	--	--	--	--	--	--	--	--	--
Feb. 2017	13.9	2.8	16.3	2.6	20.6	4.0	20.6	5.5	21.1	5.5
Mar. 2017	19.5	5.7	22.1	7.6	26.6	11.5	28.5	12.5	28.7	10.3
Apr. 2017	27.5	8.9	30.6	16.8	35.5	18.9	35.6	18.4	37.0	13.5
May. 2017	32.9	13.8	35.0	20.7	37.9	20.1	40.2	24.0	41.5	18.4

Source: Pakistan Meteorological Department, Karachi.

2.2 Rainfall at Selected Stations

(In millimeters)

Stations	Murree	Rawalpindi/ Islamabad	Jhelum	Lahore	Sargodha	Faisal- abad	Multan	Bahawal- pur	Hyder- abad	Nawab- shah	Jaco- abad
Height in meters above sea level	2167	507	232	213	187	183	122	116	40	37	55

Year/month

2012	1515.0	1076.0	717.0	527.0	368.0	366.0	239.0	183.0	121.0	182.0	486.0
2013	1451.5	1732.0	924.0	1109.0	362.0	378.0	157.0	148.0	74.0	86.0	345.0
2014	1228.6	1139.0	939.3	800.6	401.3	401.8	247.3	67.9	25.4	67.0	21.3
2015	2416.8	1477.0	848.0	856.0	588.0	512.0	395.0	498.0	114.0	120.0	148.0
2016	1313.8	1044.0	890.0	801.0	744.0	427.0	196.0	112.0	166.0	143.0	46.0
Dec. 2015	42.2	25.8	31.0	6.0	T.R	2.0	T.R	0.0	0.0	0.0	0.0
Jan. 2016	46.0	54.4	22.3	28.3	8.0	11.8	2.9	0.0	0.0	0.0	0.0
Feb. 2016	N.R	83.6	33.0	2.8	6.0	N.R	2.0	4.0	0.0	0.0	0.0
Mar. 2016	235.3	286.1	N.R	141.8	145.9	67.8	67.0	46.9	T.R	2.0	46.0
Apr. 2016	279.4	196.4	134.4	5.2	67.7	43.6	10.2	28.8	T.R	3.0	35.0
May. 2016	74.2	30.2	20.0	31.7	3.8	23.6	10.7	26.2	T.R	Nil	1.5
Dec. 2016	1.0	0.0	T.R	0.0	0.0	0.0	0.0	0.0	0.0	0.0	0.0
Jan. 2017	--	--	--	--	--	--	--	--	--	--	--
Feb. 2017	46.3	19.0	8.6	6.8	17.0	7.1	1.8	5.0	0.4	0.0	4.0
Mar. 2017	49.3	16.5	14.1	27.9	24.6	15.5	9.9	0.0	0.0	0.0	0.0
Apr. 2017	145.0	104.6	83.6	19.7	67.2	18.2	10.4	0.8	0.0	0.0	0.0
May. 2017	29.0	21.0	31.7	9.9	46.0	2.0	0.0	17.0	0.0	0.0	11.0

Contd.

2.2 Rainfall at Selected Stations

(In millimeters)

Stations	Karachi Airport	Peshawar	D.I. Khan	Saidu Sharif	Gilgit	Quetta (Samungli)	Zhob (Fort sandeman)	Khuzdar	Punjgoor	Dalbadin
Height in meters above sea level	21	359	173	961	1459	1600	1405	1231	980	848

Year/month

2012	152.0	480.0	450.0	803.0	110.5	410.0	47.0	167.0	33.0	16.0
2013	169.0	551.0	327.0	954.3	153.5	53.0	66.0	479.0	101.0	23.0
2014	30.7	326.3	249.7	660.0	107.0	97.0	173.7	201.9	61.8	17.3
2015	53.0	1387.0	477.0	1062.2	144.0	153.0	364.0	147.0	61.0	47.0
2016	168.0	355.0	271.0	221.3	142.2	89.0	167.0	41.0	45.0	41.0
Dec. 2015	0.0	8.0	2.5	38.1	1.9	4.0	5.0	0.0	0.0	0.0
Jan. 2016	3.1	8.0	N.R	N.R	3.8	11.5	16.0	0.0	0.0	T.R
Feb. 2016	0.0	23.0	N.R	N.R	7.9	0.0	0.0	0.0	0.0	0.0
Mar. 2016	Tr.	120.0	N.R	N.R	N.R	80.0	71.0	0.0	31.0	40.5
Apr. 2016	0.0	60.0	N.R	N.R	59.6	0.0	46.0	1.0	6.0	4.0
May. 2016	0.0	8.0	1.0	Nil	N.R	2.0	19.0	2.1	1.0	T.R
Dec. 2016	0.0	T.R	N.R	N.R	N.R	N.R	N.R	N.R	N.R	N.R
Jan. 2017	--	--	--	--	--	--	--	--	--	--
Feb. 2017	0.0	60.0	8.0	106.6	13.4	26.0	21.0	12.0	1.0	0.0
Mar. 2017	0.0	24.2	6.0	68.6	5.0	48.3	20.0	15.0	0.0	0.0
Apr. 2017	0.0	38.0	15.0	64.0	45.7	0.0	0.0	0.0	0.0	0.0
May. 2017	0.0	5.1	1.1	32.0	43.4	0.6	6.0	8.0	15.0	0.0

N.R = Not received

TR = Trace (Rainfall less than 0.1 mm)

Source: Pakistan Meteorological Department, Karachi.

3. ENERGY & MINING

3.1 Production of Crude Oil

Unit: Barrels

Company	Field	Jul,16	Aug,16	Sep ,16	Oct,16	Nov,16	Dec,16	Jan,17	Feb,17	Mar,17	Apr,17	May,17	Cummulative Total from July 2016
PUNJAB													
OGDCL	BHALSYEDAN	143	227	155	220	212	234	267	221	286	281	263	2509
	CHAK NAURANG	10990	10975	9855	10490	10482	10326	11140	9740	10150	10320	9925	114393
	DAKHNI	21760	10220	16215	23735	23220	24430	23260	19460	22420	23460	25175	233355
	DHODAK	896	985	918	1111	1100	1126	934	891	1043	1012	1163	11179
	FIMKASSAR	5270	5270	5240	5425	5250	5425	5505	5040	5580	5329	5115	58449
	KAL	13698	14105	13876	14435	13708	13707	14058	12524	12479	12370	11497	146457
	MISSAKISWAL	3410	3408	3079	3085	2850	2755	2720	2520	2432	2395	2359	31013
	RAJIAN	80795	83733	85212	85080	80818	84546	84553	67591	79079	71649	72307	875363
	SOGHRI	4165	1900	2465	3445	3230	3380	2915	2260	2915	3665	3855	34195
	SADKAL	1161	1299	1293	1457	1533	1686	1801	1494	1548	1406	1412	16090
	TOOT	8807	8374	7988	8345	8366	8559	8773	7877	8506	8092	8222	91909
	Sub Total	151095	140496	146296	156828	150769	156174	155926	129618	146438	139979	141293	1614912
OPL	DHURNAL	9388	4902	6775	9400	9221	7296	10329	8153	4386	4818	5344	80012
	BHANGALI	180	148	143	178	139	144	168	147	107	180	133	1667
	RATANA	7350	5649	4800	5283	8436	11005	9837	8788	9050	8211	8029	86438
	Sub Total	16918	10699	11718	14861	17796	18445	20334	17088	13543	13209	13506	168117
POL	BALKASSAR	14936	14805	14242	14864	13796	13964	11533	10763	11899	11042	11406	143250
	BELA	794	922	0	606	47	0	0	0	0	0	0	2369
	DHULIAN	4028	4092	4047	4343	4274	4407	4519	4184	4537	4055	3976	46462
	KHAUR	148	148	136	131	141	148	142	541	4344	329	209	6417
	JOYAMIR	529	722	700	723	726	738	750	677	762	797	807	7931
	MINWAL	1844	3871	3162	2478	2437	9419	2236	2017	1611	758	3058	32891
	MEYAL	9318	9098	8980	8990	8886	2300	9153	7980	9065	8895	7750	90415
	PARIWALI	11140	11200	11258	11415	10247	11691	10932	10359	11841	10492	9028	119603
	PINDORI	6381	6408	6094	8630	6377	6123	5877	5377	5753	5686	5490	68196
	TURKWAL	806	799	823	813	703	823	773	671	697	627	680	8215
	Sub Total	49924	52065	49442	52993	47634	49613	45915	42569	50509	42681	42404	525749
MPCL	GHAURI	16509	15989	14960	15014	13980	14168	13651	11529	11562	10430	7025	144817
	HALINI	28666	26765	25263	25577	24146	24401	20890	33802	22297	21078	21072	273957
	HALINI DEEP	43114	32274	25097	25328	30483	39003	37459	21387	34879	32966	33650	355640
	Sub Total	88289	75028	65320	65919	68609	77572	72000	66718	68738	64474	61747	774414
PPL	ADHI	228523	212164	201102	205134	200065	264930	268385	216204	243809	232561	219626	2492503
	Sub Total	228523	212164	201102	205134	200065	264930	268385	216204	243809	232561	219626	2492503
DEWAN	RODHO SALSABIL	1944	2448	2436	2514	2439	2438	2411	2141	2281	2104	2073	25229
	Sub Total	1944	2448	2436	2514	2439	2438	2411	2141	2281	2104	2073	25229
	TOTAL	536693	492900	476314	498249	487312	569172	564971	474338	525318	495008	480649	5600924
SINDH													
BHP	ZAMZAMA	19260	18151	16619	16498	15682	15575	15516	13457	14529	13393	13280	171960
	Sub Total	19260	18151	16619	16498	15682	15575	15516	13457	14529	13393	13280	171960
UEPL	AASSU	20667	19275	16239	16362	14692	14864	12349	12095	12131	9957	10031	158662
	ALI	88	63	63	75	76	217	395	0	0	0	0	977
	BIJORO	161	145	253	480	275	1836	1894	1200	1104	855	744	8947
	BHATTI/NAKURJI	0	0	0	0	0	72	0	0	0	0	0	72
	BAKSH DEEP	174	0	0	0	0	0	0	0	0	0	0	174
	BHANOKI	151	3346	884	1269	810	182	0	0	0	0	0	6642
	BUKHARI DEEP	903	71	298	0	0	0	36	0	43	6395	4946	12692
	CHAMAN	0	0	2188	3699	2225	1606	712	333	378	193	266	11600
	DABHI (South)	1905	1737	1927	2289	1937	273	801	173	134	891	1500	13567
	DABHI (North)	1551	1581	1565	1794	1480	1816	1720	1127	1911	1700	1568	17813
	DANG	0	0	0	0	0	1320	2992	1788	565	635	0	7300
	GHARO	2192	0	459	1904	1799	2455	2319	2246	2345	1745	2177	19641
	GHUNGHRO	1902	1595	384	0	534	1788	1000	428	844	1158	1004	10637
	GOLRACHI	0	0	0	0	0	75	26	0	0	0	0	101
	HALIPOTA	4642	4266	2121	2361	2532	5398	3722	2068	4440	4058	12821	48429
	JABO	1951	6901	4385	4136	3882	3825	3962	3663	3987	3684	2868	43244
	JAGIR	1078	1296	997	991	98	0	870	1273	0	0	7	6610
	JARAR DEEP	0	0	0	33	17	0	0	0	0	0	0	50
	JAN	2316	2112	1845	2471	1847	2443	2511	2378	2173	2638	2649	25383
	KATO	29	101	140	129	168	304	332	376	377	235	322	2513
	KAMAL NORTH	8633	7948	9816	7769	4652	9391	11110	5994	6373	6965	6329	84980
	KHASKELI	4751	4731	4158	4545	4324	4740	4508	4149	4429	4137	4109	48581
	KHASKELI DOWN THROWN	550	270	548	525	522	543	537	466	478	560	483	5482
	KHOREWAH	1344	1288	1352	1150	1332	1567	1606	1085	938	924	738	13324
	KHOREWAH DEEP	0	0	147	0	0	0	25	0	0	0	0	172
	KORAI	624	2226	2646	2530	2020	2396	2290	1127	661	806	1283	18609
	KUMBH	0	0	233	156	86	395	751	1507	1493	302	56	4979
	LAGHARI	382	328	546	57	0	0	0	0	0	0	0	1313
	LIMU NORTH	666	297	176	440	376	194	0	3	10	18	0	2180
	LODANO	2856	3632	2753	2686	2033	1832	1451	546	445	821	640	19695

Contd.

3.1 Production of Crude Oil

													Unit: Barrels
Company	Field	Jul,16	Aug,16	Sep ,16	Oct,16	Nov,16	Dec,16	Jan,17	Feb,17	Mar,17	Apr,17	May,17	Cummulative Total from July 2016
	LODANO DEEP	3731	3569	3816	3606	3322	3348	3086	1587	867	1776	1848	30556
	MAKDUMPUR	5503	410	0	1238	822	1187	1091	985	1123	764	1360	14483
	MAZARI	6015	5514	2907	3041	5270	5550	5313	4473	5297	5255	4756	53391
	MEYUN ISMAIL DEEP	212	235	187	239	293	249	114	245	211	174	214	2373
	MEYUN ISMAIL	723	874	758	962	1069	583	977	238	988	703	767	8642
	MAKRANI	0	0	0	8049	4987	0	0	0	0	0	0	13036
	MISSRI	921	0	246	1069	1491	1071	1005	1051	1195	55	1082	9186
	MOHANO	1146	1161	1080	1110	1037	1139	1059	1020	1169	1162	1123	12206
	MOHIB	0	0	0	0	0	0	0	0	23770	40731	1362	65863
	MUBAN	0	0	0	0	0	6882	7247	6018	5800	5554	5245	36746
	MAHI	0	0	0	0	95	0	0	0	0	87	0	182
	MURID	9065	8237	7623	6075	4807	4769	4632	2566	3381	2560	2556	56271
	NAIMAT BASAL 2X	1325	2055	1830	1646	1502	1049	1013	565	500	974	287	12746
	NAIMAT BASAL	183	0	0	0	0	0	0	27474	0	21005	0	48662
	NAIMAT WEST	24608	27827	29989	33055	30119	27486	24956	0	29365	0	18794	246199
	NORTH AKARI	0	0	161	0	0	0	382	957	1213	1268	1283	5264
	PANIRO	0	0	0	0	0	2436	2602	2421	2624	2128	2086	14297
	PIARO DEEP	92	94	134	484	394	304	301	176	200	136	204	2519
	PIARO DEEP BASAL	287	140	363	110	0	0	0	0	0	0	0	900
	RAJANI	253	597	619	817	824	695	1336	1099	3482	15876	14983	40581
	RAHIM 1 X	9321	10618	10788	8951	9787	9175	9887	8454	8566	5273	5175	95995
	RAHIM 2X	3228	0	0	0	680	7308	8210	7540	7250	5449	5388	45053
	RAWAT	0	0	904	8353	8656	6463	4599	938	1335	2412	1914	35574
	SAHU	5	30	24	5	0	0	0	0	0	0	0	64
	SAJAN	0	0	0	0	0	0	0	0	46	246	168	460
	SALEH	30	210	20	1	0	0	0	0	0	4887	5166	10314
	SAMAN	51	0	0	28	0	0	0	0	0	0	0	79
	SAKHI	0	0	0	0	0	0	0	103	0	0	0	103
	SAKHI DEEP	0	0	21	0	0	0	0	0	0	0	0	21
	SONRO	12397	11419	10861	11244	9574	7952	7014	6849	7296	8463	7653	100722
	SOUTH BUZDAR DEEP	10089	3645	2069	1886	2082	2014	20898	12708	12377	6514	6975	81257
	SOUTH MAZARI	8167	7896	8531	9224	9367	9238	8603	8161	10066	9085	8702	97040
	SOUTH MAZARI DEEP	15282	14429	10598	10573	8635	10328	12910	12266	14372	12891	11338	133622
	SOHRAB	0	0	0	3335	0	0	0	0	0	0	0	3335
	SOHRAB DEEP	3902	3931	4243	0	4597	4686	4014	3995	3811	4345	2939	40463
	SHEIKHANO	2234	1905	1901	1955	2080	3666	1783	1808	1882	922	2697	22833
	SUTIARI DEEP	6386	7601	8038	9037	8267	7799	8429	7424	8009	5820	5205	82015
	SUMAR DEEP	12307	1964	0	307	499	3391	3503	4583	1677	424	2129	30784
	SALAMAT	0	0	0	0	20	0	0	0	443	2982	2543	5988
	THEBO	2870	3033	1813	1064	1790	942	1481	1729	1283	1124	866	17995
	TANDO GHULAM ALI	262	9	24	0	0	0	60	71	28	196	0	650
	THARO	712	499	423	270	226	246	187	137	413	151	126	3390
	TAJEDI	2142	1880	1079	1452	1325	1537	1545	1386	1590	1695	1680	17311
	TANGRI	1075	1394	990	1297	880	962	478	1014	830	706	458	10084
	TANGRI DEEP	236	287	271	320	334	282	283	208	258	259	225	2963
	TURK	1413	1330	959	1711	976	749	241	723	1116	1028	1477	11723
	TURK DEEP	698	759	441	817	1194	1278	1132	779	899	796	676	9469
	UMER	132	262	565	306	296	46	195	135	240	1	474	2652
	ZAUR	5546	7820	7709	6586	6495	8196	8545	6079	5694	5143	5734	73547
	Sub Total	212065	194843	178108	198074	181509	202538	217030	181990	215925	229697	192199	2203978
OGDCL	BOBI	12595	8515	10890	12365	12100	12870	13450	11540	12090	11290	10670	128375
	BALUCH	4731	7415	4418	3699	4154	3802	3749	3749	4160	1819	0	41696
	CHAK 2	13789	24201	24728	28809	29635	30896	31039	28435	30750	29832	27680	299795
	CHAK 7A	1085	945	1290	1395	1350	1395	1395	1260	1395	1350	1270	14130
	CHAK 63	15295	22076	25204	26445	26193	27918	21374	19987	24873	23482	27400	260247
	CHAK 63 SOUTH EAST	10015	13031	15608	15418	15147	15465	15554	13790	14854	14444	12408	155733
	CHAK 66 NE	110	0	0	2348	2260	2147	2193	2884	970	0	0	12912
	DARS	0	0	0	0	0	0	0	13360	3050	0	3306	19716
	DARS WEST	0	0	0	0	0	0	0	13129	1500	0	13829	28458
	DARS DEEP	0	0	0	0	0	0	0	1014	0	1945	3886	6845
	HAKEEM DAHO	5869	8783	8484	8525	9673	9186	9308	9682	11384	10297	11187	102379
	NIM	835	860	778	770	820	880	800	640	420	185	155	7143
	NUR BAGHLA	1024	846	830	1106	1028	1075	1040	929	931	806	776	10391
	NOORAI JAGR	2795	2355	1795	960	1625	595	1040	535	0	0	0	11700
	JAKHRO	721	1223	1327	1647	1227	1520	1550	1335	1610	1023	813	13996
	JARWAR	4690	4530	4000	3735	4050	2275	0	210	3440	3360	3535	33825
	KUNNAR	115687	124224	129375	137163	130955	138967	134739	110579	100165	121275	122170	1365299
	KUNNAR WEST	0	0	0	0	0	0	0	2765	0	2815	2505	8085
	KUNNAR PASAKHI DEEP	27498	27765	27305	26995	26150	33885	44022	28225	22822	35224	44316	344207
	LASHARI CENTRE	17285	17360	16715	16805	15275	15635	15920	14015	13860	13045	13495	169410
	LALA JAMALI	0	1054	987	1022	1213	1215	1183	1244	1962	1485	1671	13036
	MISSAN	3505	3505	3390	3505	3420	3505	3505	3160	3505	3390	3505	37895
	PALI	17760	15555	16465	15140	13060	13284	10265	10475	11400	9725	9190	142319
	PALI DEEP	0	0	380	3608	2081	2393	805	0	0	0	0	9267

Contd.

3.1 Production of Crude Oil

													Unit: Barrels
Company	Field	Jul,16	Aug,16	Sep ,16	Oct,16	Nov,16	Dec,16	Jan,17	Feb,17	Mar,17	Apr,17	May,17	Cummulative Total from July 2016
	PASAKI	105710	105705	102000	106325	100990	95600	97020	87925	95870	84795	81495	1063435
	PASAKI NORTH	11495	11590	11020	11080	11115	11600	18550	16615	18135	17580	18120	156900
	PASAKI EAST	0	0	0	0	0	0	0	3640	1240	5414	2918	13212
	PASAKI NORTH EAST	9150	9015	8860	9075	8775	7150	5560	5045	5565	0	5600	73795
	PASAKI DEEP WEST	0	0	0	0	0	0	0	1162	575		197	1934
	QADIR PUR	14180	12055	8980	12088	14130	14775	17365	16385	15115	10655	12300	148028
	SHAH	0	0	0	0	0	0	0	260	3150	3515	3613	10538
	SONO	18905	14715	15620	17890	18370	19065	18960	17225	19965	19660	20275	200650
	RESHAM	0	0	0	0	0	0	0	0	2280	0	0	2280
	TANDO ALAM	18440	18425	15300	15385	14875	15525	15285	13955	15400	15930	17285	175805
	TANDO ALLAH YAR	0	0	0	0	0	0	0	2033	6505	20812	30068	59418
	THORA DEEP	0	0	0	0	0	0	0	3420	3860	5250	4850	17380
	THORA	8780	9300	9015	9200	8990	9235	8995	8285	9300	8885	9300	99285
	UNAR	0	0	0	0	0	0	0	2380	1317	1475	3011	8183
	Sub Total	441949	465048	464765	492503	478661	491858	494666	471272	463418	480763	522799	5267702
PPL	ADAM	1162	1729	1051	1668	2077	1755	2350	2183	1961	1537	968	18441
	ADAM WEST	635	797	494	764	814	924	901	420	967	815	746	8277
	KANDH KOT	152	86	344	416	430	373	335	380	488	81	41	3126
	SHARF	0	3265	8136	14375	16579	18627	18477	17800	19909	19944	19984	157096
	SHAHDAD	2033	2006	1983	2660	2313	2407	2722	2344	2426	2446	2872	26212
	MAZARANI	318	296	281	250	250	331	349	360	509	426	352	3722
	Sub Total	4300	8179	12289	20133	22463	24417	25134	23487	26260	25249	24963	216874
MPCL	MARI	1302	1383	1596	1566	337	496	1835	1739	1992	1525	1640	15411
	SUJJAL	2928	3656	3791	3803	3958	4315	4594	4000	4347	4332	4227	43951
	SUJAWAL	1685	1875	1851	1783	1737	1724	1623	1353	1394	1276	1248	17549
	Sub Total	5915	6914	7238	7152	6032	6535	8052	7092	7733	7133	7115	76911
Eni(Pak)	BHIT	7068	5562	8400	8868	7940	7696	7341	7214	8108	8326	7614	84136
	BADHRA	1516	1435	1194	1439	1399	1342	1662	1502	1528	1508	1272	15796
	KADANWARI	519	499	326	333	604	480	387	314	578	326	414	4780
	Sub Total	9102	7496	9920	10640	9943	9518	9390	9030	10214	10160	9300	104712
OMV	LATIF	1827	1838	2126	1533	1546	2173	935	1547	924	1224	1219	16892
	MIANO	1323	1342	896	888	1851	1707	1165	922	1573	896	1116	13679
	Sub Total	3149	3180	3022	2421	3397	3880	2100	2469	2497	2120	2335	30570
OMV Maurice	MEHAR	13508	12620	31953	31034	31823	32456	28966	25058	25045	22590	21590	276643
	Sub Total	13508	12620	31953	31034	31823	32456	28966	25058	25045	22590	21590	276643
	TOTAL	709248	716431	723914	778455	749510	786777	800854	733855	765621	791105	793581	8349350
KHYBER .P.K	CHANDA	41570	51370	46580	41910	36485	33975	29430	23665	23575	32595	43180	404335
OGDCL	NASPHA	563280	473288	616851	705190	724668	794983	794964	705569	726270	698006	496265	7299334
	MELA	57400	64150	63300	60630	53365	49595	49650	41490	46130	43355	45725	574790
	Sub Total	662250	588808	726731	807730	814518	878553	874044	770724	795975	773956	585170	8278459
MOL	MANZALAI	14187	81155	12747	15038	14553	15181	13768	11642	13774	13325	13817	219187
	MAMIKHEL	14716	12498	12053	19881	20633	19673	19084	19340	20690	20737	20899	200204
	MARAMZAI	142718	73384	125457	132400	128049	132701	131364	117078	129715	124684	129675	1367225
	MAKORI	972	998	588	561	1185	2685	5599	1094	1511	911	1284	17388
	MARDANKHEL	0	0	0	0	5262	119223	116210	76953	104193	105503	104694	632038
	MAKORI EAST	442456	478810	293356	450341	459239	478768	474098	421140	458157	438115	434355	4828834
	Sub Total	615049	646845	444201	618221	628921	768231	760122	647247	728040	703275	704724	7264876
	TOTAL	1277299	1235653	1170932	1425951	1443439	1646784	1634166	1417971	1524015	1477231	1289894	15543335
BALUCHISTAN	UCH	1147	837	640	541	726	951	1120	1292	1359	1383	1630	11626
OGDCL	Sub Total	1147	837	640	541	726	951	1120	1292	1359	1383	1630	11626
MPCL	ZARGHUN SOUTH	132	196	146	149	186	201	319	282	278	240	265	2394
	Sub Total	132	196	146	149	186	201	319	282	278	240	265	2394
PPL	SUI	459	1399	1407	1805	2208	2984	3351	1560	1713	1272	979	19137
	Sub Total	459	1399	1407	1805	2208	2984	3351	1560	1713	1272	979	19137
	TOTAL	1738	2432	2193	2495	3120	4136	4790	3134	3350	2895	2874	33157
	GRAND TOTAL	2524978	2447416	2373352	2705150	2683381	3006869	3004781	2629298	2818304	2766239	2566998	29526766

3.2 Production of Natural Gas

Unit:(MCFT)

Company	Field	Jul,16	Aug,16	Sep ,16	Oct,16	Nov,16	Dec,16	Jan,17	Feb,17	Mar,17	Apr,17	May,17	Cummulative Total from July 2016
PUNJAB													
OGDCL	DAKHNI	818.13	369.66	672.42	862.75	753.79	767.60	758.19	708.61	766.83	749.51	813.93	8041.42
	BAHU	101.18	92.75	58.80	47.44	40.53	44.90	43.82	36.44	36.54	29.99	30.29	562.68
	BHALSYEDAN	0.00	0.00	0.00	0.00	0.00	0.00	0.00	0.00	0.00	2.26	2.38	4.64
	FIMKASSAR	3.77	3.72	3.60	3.72	3.60	3.72	3.72	3.36	3.72	3.57	3.41	39.91
	DHODAK	102.30	102.30	99.00	102.30	99.00	102.30	102.30	92.40	102.30	99.00	102.30	1105.50
	KAL	2.03	2.10	1.97	2.00	1.78	1.79	1.82	1.61	1.47	1.49	1.32	19.38
	MISSAKISWAL	4.87	5.01	4.80	4.92	4.64	4.64	4.60	4.09	4.40	4.29	4.37	50.63
	NANDPUR/PANJPIR	349.40	306.78	293.48	304.82	296.17	317.93	312.80	266.65	284.29	237.52	234.48	3204.32
	RAJIN	31.71	33.65	34.63	35.29	33.80	36.11	38.38	31.96	33.40	34.21	35.57	378.71
	SOGHRI	301.63	125.81	210.28	287.40	271.88	284.91	253.02	245.63	291.11	283.19	277.73	2832.59
	TOOT	33.60	34.32	33.59	34.71	18.99	31.67	31.62	28.56	31.62	30.67	31.62	340.97
	SADKAL	41.63	47.93	47.75	47.45	46.07	49.50	48.44	43.88	49.03	53.81	64.13	539.62
	SUB TOTAL	1790.25	1124.03	1460.32	1732.80	1570.25	1645.07	1598.71	1463.19	1604.71	1529.51	1601.53	17120.37
	OPL	DHURNAL	28.63	17.72	24.75	31.74	36.11	25.25	27.91	23.45	17.96	18.49	18.46
BHANGALI		1.60	1.25	1.32	1.68	1.22	0.94	0.33	0.32	0.21	0.41	0.30	9.58
RATANA		161.53	115.54	95.00	97.92	181.42	238.10	227.18	197.16	208.75	193.23	194.71	1910.54
SUB TOTAL	191.76	134.51	121.07	131.34	218.75	264.29	255.42	220.93	226.92	212.13	213.47	2190.59	
POL	BALKASSAR	2.99	2.68	2.56	2.67	2.52	2.56	2.11	1.75	1.59	1.47	1.60	24.50
	BELA	0.00	17.66	0.00	33.86	1.07	0.00	0.00	0.00	0.00	0.00	0.00	52.59
	DHULIAN	69.89	67.86	64.07	66.74	64.60	66.74	67.18	60.00	66.70	64.57	59.29	717.64
	MEYAL	71.25	68.29	65.00	68.24	62.90	63.12	65.44	59.67	66.90	64.23	58.65	713.69
	PARIWALI	136.68	147.56	141.19	137.67	133.97	138.61	129.77	113.56	127.93	125.27	104.52	1436.73
	PINDORI	19.35	19.41	18.70	27.81	20.76	19.14	19.19	17.37	19.13	18.40	17.63	216.89
	TURKWAL	1.53	1.51	1.49	1.55	1.50	1.55	1.55	1.40	1.55	1.49	1.50	16.62
SUB TOTAL	301.69	324.97	293.01	338.54	287.32	291.72	285.24	253.75	283.80	275.43	243.19	3178.66	
PPL	ADHI	1709.00	1704.00	1650.00	1716.00	1751.00	2010.00	2184.00	1952.00	2153.00	2205.00	2243.00	21277.00
	SUB TOTAL	1709.00	1704.00	1650.00	1716.00	1751.00	2010.00	2184.00	1952.00	2153.00	2205.00	2243.00	21277.00
MPCL	HALINI	22.76	21.50	20.63	22.14	20.91	21.99	18.31	16.97	20.19	21.30	22.46	229.16
	HALINI DEEP	46.91	35.91	27.07	26.66	37.19	55.39	51.36	50.89	54.79	53.03	52.34	491.54
	SUB TOTAL	69.67	57.41	47.70	48.80	58.10	77.38	69.67	67.86	74.98	74.33	74.80	720.70
DEWAN	RODHO(SALSABIL)	287.12	348.19	338.14	350.13	335.70	340.77	333.47	292.70	315.91	302.13	304.83	3549.09
	SUB TOTAL	287.12	348.19	338.14	350.13	335.70	340.77	333.47	292.70	315.91	302.13	304.83	3549.09
	TOTAL	4349.49	3693.11	3910.24	4317.61	4221.12	4629.23	4726.51	4250.43	4659.32	4598.53	4680.82	48036.41
SINDH													
BHP	ZAMZAMA	4100.13	3876.03	3524.74	3716.61	3425.49	3310.67	3255.10	2814.07	2986.80	2765.81	2736.46	36511.91
	SUB TOTAL	4100.13	3876.03	3524.74	3716.61	3425.49	3310.67	3255.10	2814.07	2986.80	2765.81	2736.46	36511.91
UEPL	ALI	75.51	70.64	77.51	90.30	67.22	64.30	70.38	56.10	65.79	56.08	55.58	749.41
	AASSU	4.86	4.85	4.36	4.57	4.29	4.37	4.12	3.74	3.95	3.07	3.82	46.00
	BUKHARI DEEP	29.34	26.61	22.14	22.42	15.77	11.56	10.73	8.97	11.36	228.73	351.64	739.27
	BHATTI/NAKURJI	0.00	0.00	0.00	0.00	6.85	21.99	17.19	7.64	4.10	0.00	15.01	72.78
	BAKSH DEEP	28.74	0.00	0.00	0.00	0.00	0.00	0.00	0.00	0.00	0.00	0.00	28.74
	BIJORO	0.42	0.26	0.27	0.36	0.46	0.53	1.96	1.34	0.97	1.68	1.84	10.09
	BHANOKI	46.16	535.40	244.16	281.68	258.18	198.15	20.52	0.01	0.00	0.00	0.00	1584.26
	BILAL	0.00	0.00	0.00	0.00	0.00	1.91	2.06	1.09	0.02	0.03	0.01	5.12
	CHAMAN	0.00	0.00	201.93	428.13	185.03	117.29	149.66	132.49	126.00	126.63	95.03	1562.19
	DABHI SOUTH	8.24	8.59	9.26	7.42	7.23	5.17	3.29	0.94	1.30	4.98	3.73	60.15
	DABHI NORTH	0.76	1.51	1.55	1.65	0.66	0.07	0.05	0.74	1.07	1.03	0.93	10.02
	DANG	0.00	0.00	0.00	0.00	0.00	1.01	1.56	1.42	1.01	0.58	0.00	5.58
	DUPHRI	2.38	0.00	0.00	0.00	0.00	0.00	0.00	0.00	0.00	0.00	0.00	2.38
	FATEH SHAH NORTH	13.27	33.29	17.26	12.64	8.97	1.64	3.07	5.04	1.10	0.14	1.49	97.91
	GHUNGRO	1.23	1.22	0.28	0.00	0.19	0.73	0.59	0.36	0.42	0.49	0.52	6.03
	GHARO	0.54	0.00	0.29	0.59	0.56	0.64	0.52	0.53	0.56	0.56	0.62	5.41
	GOLARCHI	0.00	0.00	0.00	0.00	1.30	31.06	26.54	5.54	26.35	50.08	44.75	185.62
HAIDER DEEP	0.00	0.00	0.00	0.00	0.00	0.00	0.00	2.25	0.19	0.52	0.34	3.30	
HALIPOTA	8.61	10.81	9.38	6.52	7.16	6.60	3.08	5.09	12.09	7.25	13.07	89.66	
JABO	6.40	5.59	5.25	5.08	4.89	4.97	4.64	4.40	4.63	4.62	3.41	53.88	
JARAR DEEP	8.72	9.40	8.67	7.34	7.83	7.32	8.42	4.27	3.30	4.11	5.09	74.47	
JOGWANI	0.42	3.62	3.35	0.00	0.00	0.00	0.00	0.00	0.00	0.00	0.00	7.39	

Contd.

3.2 Production of Natural Gas

													Unit:(MCFT)
Company	Field	Jul,16	Aug,16	Sep ,16	Oct,16	Nov,16	Dec,16	Jan,17	Feb,17	Mar,17	Apr,17	May,17	Cummulative Total from July 2016
	JAGIR	0.91	0.79	0.93	1.02	0.67	0.00	0.51	0.66	0.23	0.00	0.00	5.72
	JAN	0.26	0.28	0.19	0.28	0.26	0.30	0.30	0.28	0.28	0.28	0.30	3.01
	KATO	6.05	4.46	4.80	6.26	5.36	6.38	5.99	6.72	7.35	6.81	7.31	67.49
	KAMAL NORTH -1	27.96	29.31	34.47	26.73	24.43	39.05	39.48	24.34	34.12	37.65	29.78	347.32
	KAUSAR	44.99	41.39	39.93	43.36	37.79	42.57	43.96	48.19	59.62	51.96	52.25	506.01
	KHASKHELI	6.67	7.02	6.14	5.96	6.05	6.47	6.29	5.94	6.52	8.03	8.91	74.00
	KHASKHELI DOWN THROWI	0.82	0.61	0.72	0.74	0.76	0.83	0.82	0.75	0.78	0.82	0.82	8.47
	KHOREWAH	87.78	92.73	83.62	79.45	88.64	80.25	84.68	73.96	81.41	75.77	75.93	904.22
	KHOREWAH DEEP	4.03	4.26	4.37	4.24	4.44	4.37	4.43	3.93	4.59	1.89	4.14	44.69
	KORAI	51.57	110.56	106.89	109.49	105.74	99.40	87.69	70.16	143.27	104.44	89.18	1078.39
	KUMBH	49.06	42.35	38.35	37.60	34.57	38.17	36.60	27.13	26.98	24.79	24.41	380.01
	LAGHARI	0.38	0.36	0.20	0.18	0.03	0.00	0.00	0.00	0.00	0.00	0.00	1.15
	LODANO	48.51	131.51	82.21	71.03	61.21	51.24	26.31	7.00	6.19	9.71	11.69	506.61
	LODANO DEEP	12.14	16.23	14.80	12.94	12.75	11.78	12.68	6.58	6.59	9.90	11.15	127.54
	LIARI DEEP	0.00	0.00	0.00	0.00	0.00	0.00	1.55	0.06	0.00	0.00	0.00	1.61
	LIMU NORTH	330.04	234.46	145.09	128.95	143.96	156.54	122.73	80.33	66.61	53.52	42.24	1504.47
	LIMU EAST	1.04	0.27	0.09	0.00	0.00	0.00	0.34	1.06	0.33	0.24	0.15	3.52
	MAKHDM PUR	27.92	27.61	26.84	32.76	32.10	31.42	24.28	25.62	32.77	19.79	28.52	309.63
	MAKHDM PUR DEEP	2.50	2.71	2.68	3.32	2.58	2.71	0.72	2.55	2.98	1.94	0.00	24.69
	MAKRANI	0.00	0.00	0.00	98.27	80.43	0.00	0.00	0.00	0.00	0.00	0.00	178.70
	MAZARI	2.49	4.76	3.45	2.56	2.65	1.26	0.84	1.65	1.93	2.58	0.52	24.69
	MAHI	0.58	6.12	6.64	5.12	2.67	3.25	1.67	0.51	1.98	5.40	5.58	39.52
	MALKANI	0.00	0.00	0.00	0.00	0.00	0.00	0.00	0.00	0.00	4.56	2.40	6.96
	MEYUN ISMAIL DEEP	26.46	21.06	36.50	37.15	36.91	30.85	15.48	26.89	20.52	21.41	16.14	289.37
	MISSRI	1.82	0.00	0.82	1.65	2.59	1.74	1.75	1.59	1.73	0.60	1.77	16.06
	MOHIB	0.00	0.00	0.00	0.00	0.00	0.00	0.00	0.00	284.12	502.50	45.46	832.08
	MOHANO	0.99	1.05	0.95	0.91	0.91	0.97	0.95	0.92	1.00	1.00	0.78	10.43
	MOR	0.00	0.00	36.75	21.47	15.26	15.03	5.73	0.00	0.00	0.00	0.00	94.24
	MUBAN	0.00	0.00	0.00	0.00	0.12	2.72	2.95	2.86	2.88	2.57	2.36	16.46
	MURID	3.56	4.12	2.12	2.28	1.83	1.82	1.69	1.18	1.24	0.97	0.99	21.80
	NAIMAT BASAL	67.20	72.76	72.78	74.24	71.39	76.69	54.18	51.30	67.13	56.30	65.76	729.73
	NAIMAT BASAL 2X	16.08	12.49	12.30	12.03	9.99	14.69	10.69	10.63	8.09	16.17	18.22	141.38
	NAIMAT WEST	4049.92	4307.88	4114.68	4201.01	3854.70	3653.26	3076.55	3252.82	3651.32	3134.99	3322.41	40619.54
	NANDO	3.24	3.47	3.22	2.84	2.58	2.43	2.06	1.66	1.19	0.31	0.17	23.17
	NURPUR DEEP	22.50	20.12	7.14	16.03	9.61	6.28	0.00	0.00	12.12	0.00	25.94	119.74
	NORTH AKRI	0.00	0.00	0.07	0.00	0.00	0.08	0.20	0.20	0.22	0.22	0.23	1.22
	PANIRO	0.00	0.00	0.00	0.00	0.12	1.46	2.07	1.89	2.09	2.06	2.12	11.81
	PIARO DEEP	7.83	6.11	6.87	14.67	11.02	9.27	7.39	7.67	8.21	7.14	7.20	93.38
	PIARO DEEP BASAL	65.64	59.35	54.17	31.38	0.00	0.00	0.26	3.48	11.16	10.73	12.53	248.70
	PIR	0.00	0.00	0.00	0.00	0.00	0.00	0.00	0.00	0.00	0.00	0.00	0.00
	QASIM DEEP	80.64	77.66	63.70	48.04	42.97	44.58	40.16	32.30	30.86	24.10	24.73	509.74
	RAHIM NORTH	0.00	0.00	0.00	0.00	0.00	0.00	0.00	0.00	0.00	0.00	4.35	4.35
	RAHIM 1X	41.68	46.89	42.27	33.77	26.93	33.77	33.98	30.48	31.11	21.14	24.18	366.20
	RAHIM 2X	6.30	0.00	0.00	0.00	2.91	27.52	32.17	31.72	32.09	27.41	34.37	194.49
	RAJANI	5354.90	5552.59	5333.74	5513.93	6289.70	5379.63	5910.57	5522.75	6141.44	6107.71	6094.50	63201.46
	RAWAT	0.00	0.00	1.20	6.16	8.45	7.61	7.34	2.36	3.43	7.30	7.43	51.28
	RAGNI DEEP	16.65	17.49	7.66	9.91	12.23	10.71	8.37	7.46	7.63	6.25	6.20	110.56
	SALEH	0.09	1.62	0.18	0.00	0.00	0.00	0.00	0.00	1.01	16.91	19.07	38.88
	SAKHI	0.00	0.00	0.00	0.00	0.00	0.63	0.99	0.77	0.00	0.00	0.00	2.39
	SAKHI DEEP	33.90	31.69	28.82	31.38	24.44	25.90	26.81	22.59	22.61	19.73	20.96	288.83
	SAKHI SOUTH DEEP	0.27	0.00	0.00	0.00	0.00	0.00	0.00	1.15	0.00	0.00	0.00	1.42
	SAMAN	0.33	0.00	0.00	0.00	0.01	0.00	0.00	0.00	0.00	0.00	0.00	0.34
	SALAMAT	979.05	1012.39	940.48	981.79	893.85	885.49	824.29	788.72	859.67	836.73	869.10	9871.56
	SAHU	2.03	1.78	1.07	0.92	0.65	0.00	0.00	0.00	0.00	0.00	0.00	6.45
	SAJAN	0.00	0.00	0.00	0.00	0.00	0.00	0.00	0.00	81.33	76.90	63.68	221.91
	SIRAJ SOUTH	0.00	0.00	0.00	1.11	1.77	1.93	0.70	0.65	1.02	0.75	0.90	8.83
	SONRO	19.99	25.53	19.63	19.83	19.39	19.40	19.09	20.50	23.09	19.80	20.41	226.66
	SOUTH MAZARI	2.39	4.23	4.34	6.21	2.36	1.15	0.77	1.69	2.33	3.19	0.48	29.14
	SOUTH MAZARI DEEP	27.04	24.51	21.10	19.05	16.98	19.50	23.99	24.30	31.69	23.61	19.43	251.20
	SOHRAB DEEP	1208.40	1159.67	1164.17	1377.60	1250.57	1252.36	1231.71	1119.50	1150.72	1155.60	1219.37	13289.67

Contd.

3.2 Production of Natural Gas

													Unit:(MCFT)
Company	Field	Jul,16	Aug,16	Sep ,16	Oct,16	Nov,16	Dec,16	Jan,17	Feb,17	Mar,17	Apr,17	May,17	Cummulative Total from July 2016
	SUMAR DEEP	135.15	44.10	9.75	87.92	110.61	133.23	148.64	169.92	99.69	46.54	82.70	1068.25
	SOUTH BUZDAR	0.00	0.00	0.00	82.64	0.00	0.00	0.00	0.00	0.00	0.00	0.00	82.64
	SOUTH BUZDAR DEEP	104.88	110.70	93.55	0.00	82.09	75.04	69.35	57.26	63.25	32.71	52.89	741.72
	SHEIKHANO	2.73	1.95	1.86	1.89	2.21	1.96	1.20	1.11	1.20	0.62	6.95	23.68
	SHEIKHANO DEEP	0.00	0.00	0.00	0.00	0.00	0.00	0.00	0.00	0.00	0.00	0.00	0.00
	SUTIARI DEEP	1451.37	1356.83	1274.90	1329.80	1344.36	1493.55	2182.46	1639.54	1786.10	1712.66	1658.38	17229.95
	SUHRAT	32.06	31.01	28.86	30.52	28.77	31.40	29.27	4.73	0.00	0.00	0.00	216.62
	TANDO GHULAM ALI	37.46	33.83	26.85	33.00	23.49	25.05	24.50	21.67	23.89	23.33	24.44	297.51
	TANGRI	2.67	2.71	2.74	2.67	2.21	2.95	1.65	1.25	1.20	1.32	1.44	22.81
	TANGRI DEEP	12.97	6.36	8.98	17.81	7.24	10.68	5.74	7.80	7.72	5.94	5.07	96.31
	TAJEDI	0.20	0.18	0.12	0.19	0.18	0.18	0.18	0.16	0.18	0.17	0.19	1.93
	THEBO	25.48	21.69	23.64	35.06	33.17	26.95	35.07	31.56	30.55	21.65	28.02	312.84
	THARO	203.31	161.82	160.45	153.39	140.63	131.70	115.90	105.55	130.54	102.09	124.53	1529.91
	TURK	57.15	53.75	48.01	48.24	40.30	45.61	46.12	42.65	45.16	44.72	46.55	518.26
	TURK DEEP	139.87	126.95	81.16	51.71	62.78	98.56	106.69	91.25	93.01	88.07	91.34	1031.39
	UMER	54.39	45.23	142.96	120.74	71.04	70.58	51.31	38.35	24.94	0.25	5.73	625.52
	USMAN	58.84	9.39	0.00	0.00	10.15	49.88	59.19	46.87	55.60	45.11	0.85	335.88
	WASAYO	0.00	0.00	0.00	0.00	0.00	0.00	0.00	0.00	0.00	0.00	0.00	0.00
	ZAUR	6.81	6.27	7.73	10.34	7.73	7.53	7.28	7.30	7.95	7.71	9.08	85.73
	ZAUR WEST	0.82	0.59	0.64	0.86	0.34	0.00	0.00	0.00	0.00	0.00	0.00	3.25
	ZAUR DEEP	3.17	2.33	2.66	0.79	2.28	3.65	3.17	3.87	4.26	4.01	4.10	34.29
	SUB TOTAL	15309.53	15949.73	15099.66	16011.89	15803.50	14791.27	15060.86	13870.25	15617.03	15151.66	15085.66	167751.04
OGDCL	BOBI	170.55	133.96	156.46	170.01	164.51	170.60	171.25	155.40	167.45	168.00	173.60	1801.79
	BALUCH	54.90	91.80	69.23	46.89	41.44	43.75	45.00	38.78	43.45	19.94	0.00	495.18
	CHAK 2	342.57	612.15	597.23	596.99	515.76	582.57	602.95	558.97	646.98	688.49	647.53	6392.19
	CHAK 7A	19.69	20.18	19.63	20.87	20.96	21.05	18.19	15.19	16.83	14.79	16.38	203.76
	CHAK 63	105.87	158.86	196.14	223.91	256.08	217.81	182.73	139.81	169.32	177.52	198.88	2026.93
	CHAK 63 SOUTH EAST	88.15	100.72	95.24	130.00	141.46	103.63	118.78	91.60	98.96	102.39	85.42	1156.35
	CHAK 66NE	2.00	0.00	0.00	47.16	55.15	49.48	50.99	55.51	28.85	0.00	0.00	289.14
	DACHRAPUR	229.94	208.16	166.73	156.44	158.93	162.90	148.04	133.53	129.95	108.52	109.21	1712.35
	DARS	0.00	0.00	0.00	0.00	0.00	0.00	0.00	149.88	30.75	0.00	52.00	232.63
	DARS WEST	0.00	0.00	0.00	0.00	0.00	0.00	0.00	186.72	21.30	0.00	238.25	446.27
	DARS DEEP	0.00	0.00	0.00	0.00	0.00	0.00	0.00	151.53	0.00	194.00	320.04	665.57
	HAKEEM DAHO	102.07	121.65	115.05	78.84	104.24	96.63	98.99	115.43	147.63	108.66	161.05	1250.24
	LALA JAMALI	40.25	60.70	113.26	110.99	76.65	116.06	119.39	80.94	77.44	82.97	108.29	986.94
	JAKHRO	18.99	30.75	46.79	42.14	39.83	30.66	40.57	40.71	49.19	41.83	42.49	423.95
	MARU-RETI	385.16	371.38	351.67	170.97	336.52	361.69	286.25	288.86	305.85	299.25	304.17	3461.77
	NUR BAGHLA	79.95	67.40	66.70	94.20	89.60	88.60	85.40	75.20	82.80	75.00	81.40	886.25
	NOORAI JAGIR	135.38	122.15	95.48	69.12	43.71	32.07	34.56	30.84	28.44	19.41	18.95	630.11
	NIM	23.98	21.21	18.02	14.16	12.93	13.60	13.71	12.13	11.38	10.09	10.36	161.57
	PASAKHI	20.62	20.62	19.95	20.62	19.95	20.62	20.62	18.62	20.62	19.95	20.62	222.81
	PASAKI EAST	0.00	0.00	0.00	0.00	0.00	0.00	0.00	291.45	74.80	0.00	248.80	615.05
	PASAKI DEEP WEST	0.00	0.00	0.00	0.00	0.00	0.00	0.00	141.39	70.45	0.00	16.00	227.84
	QADIRPUR	10966.18	10924.07	10725.06	11036.32	10396.40	10634.37	10500.69	9426.63	10634.07	7563.00	10123.53	112930.32
	KUNNAR	378.34	361.33	373.89	400.77	389.03	401.70	398.33	325.01	331.49	322.00	330.80	4012.69
	KUNNAR PASAKHI DEEP	3437.52	3531.84	3503.50	3462.20	3601.27	3802.97	4100.92	2461.77	2649.85	2599.16	2987.00	36138.00
	KUNNAR WEST	0.00	0.00	0.00	0.00	0.00	0.00	0.00	330.41	0.00	269.80	291.27	891.48
	SARI HUNDI	29.07	20.77	44.01	60.91	23.10	1.58	38.89	47.43	47.48	56.25	49.63	419.12
	SHAH	0.00	0.00	0.00	0.00	0.00	0.00	0.00	28.18	311.05	270.00	325.88	935.11
	TANDO ALLAH YAR	0.00	0.00	0.00	0.00	0.00	0.00	0.00	190.55	115.93	126.00	250.00	682.48
	THORA DEEP	0.00	0.00	0.00	0.00	0.00	0.00	0.00	505.29	620.80	443.92	531.00	2101.01
	UNAR	0.00	0.00	0.00	0.00	0.00	0.00	0.00	270.50	116.25	146.30	257.38	790.43
	SUB TOTAL	16631.18	16979.70	16774.04	16953.51	16487.52	16952.34	17076.25	16358.26	17049.36	13927.24	17999.93	183189.33
PPL	ADAM	94.00	78.00	89.00	92.00	112.00	93.00	184.00	178.00	135.00	120.00	80.00	1255.00
	ADAM WEST	440.00	519.00	342.00	532.00	467.00	505.00	324.00	222.00	490.00	406.00	476.00	4723.00
	CHACHAR	94.00	99.00	94.00	97.00	88.00	96.00	96.00	89.00	93.00	85.00	68.00	999.00
	KANDHKOT	5800.00	5976.00	5894.00	5885.00	5800.00	6391.00	6257.00	5812.00	5994.00	4201.00	4287.00	62297.00
	SHAHDAD	186.00	165.00	204.00	225.00	213.00	220.00	216.00	212.00	238.00	230.00	279.00	2388.00
	SHARF	0.00	489.00	1056.00	1414.00	1460.00	1501.00	1491.00	1376.00	1550.00	1537.00	1578.00	13452.00
	MAZRANI	125.00	123.00	114.00	103.00	116.00	118.00	117.00	101.00	154.00	159.00	155.00	1385.00

Contd.

3.2 Production of Natural Gas

													Unit:(MCFT)
Company	Field	Jul,16	Aug,16	Sep ,16	Oct,16	Nov,16	Dec,16	Jan,17	Feb,17	Mar,17	Apr,17	May,17	Cummulative Total from July 2016
	SUB TOTAL	6739.00	7449.00	7793.00	8348.00	8256.00	8924.00	8685.00	7990.00	8654.00	6738.00	6923.00	86499.00
MPCL	KOONJ-1A	29.91	31.71	30.03	29.60	30.98	32.44	30.74	24.13	24.18	23.89	24.99	312.60
	MARI	20078.41	20053.21	19216.43	18388.45	18488.35	18974.79	19891.12	17948.60	20281.58	17325.60	20223.47	210870.01
	SUJJAL	450.45	487.96	477.02	493.60	482.93	521.07	544.55	487.63	535.32	518.94	520.62	5520.09
	SUJAWAL	321.95	295.46	275.32	265.88	245.01	240.13	221.12	190.03	193.66	172.06	167.09	2587.71
	SUB TOTAL	20880.72	20868.34	19998.80	19177.53	19247.27	19768.43	20687.53	18650.39	21034.74	18040.49	20936.17	219290.41
ENI(PAK)	BHIT	4271.32	4280.33	4480.59	4458.96	4187.50	4073.02	3765.85	3436.70	4023.05	4050.69	4013.58	45041.59
	BADHRA	3149.78	3047.18	2881.52	2921.20	2772.40	2831.26	2890.67	2594.22	2816.59	2610.17	2632.98	31147.97
	KADANWARI	1506.41	1444.27	1417.64	1385.10	1253.58	1020.85	1242.64	1176.77	1327.15	1234.28	1228.98	14237.67
	SUB TOTAL	8927.51	8771.78	8779.75	8765.26	8213.48	7925.13	7899.16	7207.69	8166.79	7895.14	7875.54	90427.23
OMV	MIANO	2525.54	2496.00	2521.00	2353.00	2437.00	2471.00	2370.00	2187.00	2346.00	2208.00	2267.95	26182.49
	LATIF	2162.24	2048.00	1942.00	1891.00	1806.00	1823.00	1500.00	1261.00	1413.00	1402.00	1351.72	18599.96
	SAWAN	2255.60	2240.00	2108.00	2131.00	2015.00	2052.00	2049.00	1731.00	1899.00	1773.00	1788.35	22041.95
	TAJJAL	106.68	103.00	98.00	99.00	92.00	97.00	91.00	75.00	81.00	76.00	76.62	995.30
	SUB TOTAL	7050.06	6887.00	6669.00	6474.00	6350.00	6443.00	6010.00	5254.00	5739.00	5459.00	5484.64	67819.70
OMV MAURICE	SAQIB	0.00	2.00	0.00	0.00	0.00	0.00	0.00	0.00	0.00	0.00	0.00	2.00
	MEHAR	237.59	219.36	460.28	495.18	491.87	525.32	474.15	421.40	436.67	401.39	394.19	4557.40
	SUB TOTAL	237.59	219.36	460.28	495.18	491.87	525.32	474.15	421.40	436.67	401.39	394.19	4557.40
PEL	BADAR	481.01	492.81	494.95	527.82	533.47	548.10	552.76	501.61	543.64	532.82	563.30	5772.29
	BLOCK-22	303.12	322.64	307.32	300.68	311.25	282.37	297.45	315.33	349.30	332.93	344.90	3467.29
	SUB TOTAL	784.13	815.45	802.27	828.50	844.72	830.47	850.21	816.94	892.94	865.75	908.20	9239.58
POGC	REHMAN	268.16	265.30	255.43	260.82	230.50	252.38	262.07	232.68	360.75	331.12	326.60	3045.81
	RIZQ	0.00	0.00	0.00	0.00	225.99	375.87	339.74	345.84	376.95	361.41	358.20	2384.00
	SUB TOTAL	268.16	265.30	255.43	260.82	456.49	628.25	601.81	578.52	737.70	692.53	684.80	5429.81
	TOTAL	80928.01	82081.69	80156.97	81031.30	79576.34	80098.88	80600.07	73961.52	81315.03	71937.01	79028.59	870715.41
KHYBER .P.K	CHANDA	87.04	84.64	81.94	73.64	79.78	76.35	72.38	70.67	73.35	82.71	90.67	873.17
OGDCL	NASHPA	2466.52	1989.43	2518.45	2830.63	2842.31	3123.86	3158.02	2838.19	3055.83	2929.71	1948.74	29701.69
	MELA	263.38	281.50	285.45	276.11	245.45	244.12	224.09	196.93	215.28	208.60	225.09	2666.00
	SUB TOTAL	2816.94	2355.57	2885.84	3180.38	3167.54	3444.33	3454.49	3105.79	3344.46	3221.02	2264.50	33240.86
MOL	MAKORI	27.65	19.01	11.24	13.30	17.07	33.42	73.90	16.06	22.85	14.19	20.05	268.74
	MAKORI EAST	2537.08	2762.99	1682.15	2616.04	2639.10	2743.62	2684.37	2430.09	2709.71	2635.63	2663.78	28104.56
	MARDANKHEL	0.00	0.00	0.00	0.00	69.90	1328.24	1332.80	913.32	1232.48	1281.54	1279.58	7437.86
	MAMIKHEL	836.19	818.49	747.72	843.95	848.93	834.51	809.03	704.99	746.42	742.79	739.78	8672.80
	MANZALAI	1296.86	1251.80	1162.78	1159.94	1124.78	1140.65	3827.27	895.04	1034.42	3751.81	1032.22	17677.57
	MARAMZAI	3981.03	3893.76	3435.90	3919.68	3759.86	3877.45	1042.01	3514.70	3874.95	1004.23	3919.52	36223.09
	SUB TOTAL	8678.81	8746.05	7039.79	8552.91	8459.64	9957.89	9769.38	8474.20	9620.83	9430.19	9654.93	98384.62
	TOTAL	11495.75	11101.62	9925.63	11733.29	11627.18	13402.22	13223.87	11579.99	12965.29	12651.21	11919.43	131625.48
BALUCHISTAN	LOTI	885.57	813.18	841.70	867.95	778.60	835.86	843.42	739.15	810.79	860.43	880.86	9157.51
OGDCL	PIRKOH	332.80	288.80	287.25	297.60	299.05	312.10	302.15	268.20	294.90	280.50	275.30	3238.65
	UCH	12192.60	12977.70	12714.40	9523.90	11973.00	13422.70	12346.30	11866.20	11875.40	12691.40	12656.00	134239.60
	SUB TOTAL	13410.97	14079.68	13843.35	10689.45	13050.65	14570.66	13491.87	12873.55	12981.09	13832.33	13812.16	146635.76
MPCL	ZARGHUM SOUTH	299.54	293.44	267.14	270.13	264.85	278.97	501.71	462.01	483.01	477.00	485.57	4083.37
	SUB TOTAL	299.54	293.44	267.14	270.13	264.85	278.97	501.71	462.01	483.01	477.00	485.57	4083.37
PPL	SUI	13963.00	13926.00	13146.00	13830.00	13412.00	14065.00	13985.00	12425.00	13643.00	13065.00	13462.00	148922.00
	SUB TOTAL	13963.00	13926.00	13146.00	13830.00	13412.00	14065.00	13985.00	12425.00	13643.00	13065.00	13462.00	148922.00
	TOTAL	27673.51	28299.12	27256.49	24789.58	26727.50	28914.63	27978.58	25760.56	27107.10	27374.33	27759.73	299641.13
	GRAND TOTAL	124446.76	125175.54	121249.33	121871.78	122152.14	127044.96	126529.03	115552.50	126046.74	116561.08	123388.57	1350018.43

3.3 Company wise Production of Crude Oil and Natural Gas for the Month of May, 2017

Name of Company	Crude Oil (US Barrel)	Number of Oil Fields	% Share in Total Production	Natural Gas (MCFt)	Number of Gas Fields	% Share in Total Production
OGDCL	1250892	47	48.73	35678.12	46	28.92
PPL	245568	8	9.57	22628	9	18.34
MPCL	69127	6	2.69	21496.54	7	17.42
BHP	13280	1	0.52	2736.46	1	2.22
UEPL	192199	62	7.49	15085.66	82	12.23
Eni(Pak)	9300	3	0.36	7875.54	3	6.38
OMV	2335	2	0.09	5484.64	4	4.45
OMV Maurice	21590	1	0.84	394.19	1	0.32
OPL	13506	3	0.53	213.47	3	0.17
POL	42404	9	1.65	243.19	6	0.20
Dewan	2073	6	0.08	304.83	1	0.25
MOL	704724		27.45	9654.93	6	7.82
PEL	-	-		908.2	2	0.74
POGC	-	-	-	684.8	2	0.55
Total	2566998	148	100	123388.57	173	100

3.4 Province wise Production of Crude Oil and Natural Gas for the Month of May, 2017

Province	Crude Oil (US Barrel)	Number of Oil Fields	% Share in Total Production	Natural Gas (MCFt)	Number of Gas Fields	% Share in Total Production
Punjab	480649	28	18.7	4680.8	25	3.8
Sindh	793581	108	30.9	79028.6	134	64.0
KPK	1289894	9	50.2	11919.4	9	9.7
Balochistan	2874	3	0.1	27759.7	5	22.5
Total	2566998	148	100.0	123388.57	173	100.0

Source: Directorate General of Petroleum concession
M/o. Petroleum & Natural Resources Islamabad.

3.5 Production of Crude Oil, Natural Gas and Electricity

Year / Month	Crude Oil (000 Barrels)	Natural Gas (MCFT)	Total (Elec. Gen. Mn.Kwh)	Hydel	Thermal	Renewable	Nuclear
2011-12	24573	1558960	97281	28812	63199	----	5270
2012-13	27841	1505839	98535	30243	63739	----	4553
2013-14	31585	1493686	105248	31698	68648	----	4902
2014-15	34490	1465758	108482	32286	69886	506	5804
2015-16	31652	1481551	115073	33912	75009	1549	4602
2016 May	2575	124306	11201*	3550	7145	34	506
Jun	2500	122494	11872*	3721	7641	23	511
Jul	2525	124447	13061*	3938	8456*	143*	524
Aug	2447	125176	12090*	4240	7183*	152*	515
Sep	2373	121249	11450*	4235	6593*	132*	490
Oct	2705	121872	9781*	2722	6425*	115*	520
Nov	2683	122152	8211*	2801	4894*	109*	406
Dec	3007	127045	8127*	1621	5880*	105*	521**
2017 Jan	3005	126529	7264*	508	5987*	102*	667**
Feb	2629	115553	7352*	1463	5126*	107*	656**
Mar	2818	126047	8209*	1262	6109*	110*	729**
Apr	2766	116561	9646*	1979	7008*	142*	518**
May	2567	123389	12155*	3290	8126*	181*	558**

*= Provisional

**= For Monthly Bulletin of Statistics, May 2017, provisional data for the same was provided. Now actual data have been received from source agency and incorporated accordingly.

Source i) Directorate General of Petroleum concession
M/O Petroleum & Natural Resources Islamabad
ii) Electricity Generating Establishments

3.6 Mineral Production

(Thousand Tonnes)

Year / Month	Arg Clay	Coal	Gypsum	Lime Stone	Marble	Rock Salt	Silica Sand
2011-12	4562	3179	1260	35016	1751	2136	270
2012-13	4513	2813	1250	38932	2360	2160	356
2013-14	4935	3340	1326	38787	2920	2220	298
2014-15	5097	3408	1417	40470	2816	2136	268
2015-16	5327	3749	1872	48297	4749	3553	396
2016							
May	462	419	140	4205	499	323	44
Jun	347	335	153	3386	346	292	31
Jul	380	197	160	3564	207	309	32
Aug	552	278	194	4001	511	305	32
Sep	487	277	203	2980	287	289	35
Oct	499	381	192	4135	491	257	34
Nov	456	442	152	5170	332	270	26
Dec	580	285	190	4588	371	306	25
2017							
Jan	531	348	161	4066	329	307	31
Feb	541	348	174	4023	496	308	29
Mar	495	344	148	4041	529	320	22
Apr	465	430*	156	5143*	485*	248	22
May	525	357*	153	5645*	550*	333	22

* = Provisional

Contd.

3.6 Mineral Production

(Tonnes)

Year / Month	Barytes	Bauxite	Bentonite	Calcite	Chalk	China Clay	Copper Ore	Copper Blister	Chromite	Dolomite	Emerald (Unit: Gram)	Feldspar	Fire Clay	
2011-12	48510	30223	16520	170	2749	21555	---	17931	179203	198392	236	53235	408187	
2012-13	118471	25288	26077	550	810	22917	---	12285	136443	335819	695	38218	454645	
2013-14	133658	31156	40374	562	1005	16191	2919	8930	85585	720633	923	92672	465251	
2014-15	118773	24689	23283	1694	515	18956	173	6718	101762	222378	3152	38568	404945	
2015-16	157858	57024	41506	1610	231	21683	0	2389	69333	716611	3105	316289	550977	
2016	May	10818	7664	3134	154	0	2397	0	0	4828	97741	196	41000	52362
	Jun	8454	7359	2282	224	0	2575	0	0	4400	26779	223	32570	53802
	Jul	9166	9284	1946	84	N.R	3292	---	---	4061	34872	0	10250	39176
	Aug	3419	5928	1765	168	N.R	2511	---	---	12416	32075	134	9892	33316
	Sep	2178	3893	2340	84	N.R	2574	---	---	6983	60215	118	19079	32432
	Oct	3437	10691	3030	224	N.R	2125	---	---	14259	13010	168	21597	45194
	Nov	62	9895	4017	416	N.R	2824	114	---	11112	17215	154	19100	42971
	Dec	1211	11152	3275	592	N.R	2971	50	---	12613	14719	282	32974	60914
2017	Jan*	22215	5950	4387	612	N.R	2796	90	---	6617	12865	198	21847	45151
	Feb*	19868	4593	5316	846	N.R	1692	364	---	7535	19853	127	26761	58194
	Mar	3205	1484	5392	270	N.R	2396	235	20	13077	23448	283	30928	57166
	Apr	7251*	3971	5723	162	N.R	2033	61	0	10918*	39421*	230	22874	54670
	May	11052*	3120*	3794	540	N.R	2095	151	0	4482*	15604*	196	25210	61535

* = Provisional

---- Data not supplied by the respective Mines

Contd.

3.6 Mineral Production

(Tonnes)

Year	Month	Flourite	Fullers Earth	Iron ore	Laterite	Magnesite	Magnese	Ocher	Ord Sand/Bajri Sand	Ordinary Stone	Quartz crystal, (Quartz +Quartzite)	Soap Stone	Sulphur
2011-12		6859	6906	384893	293625	5444	345	42107	-	6540	41355	55515	25560
2012-13		13344	4259	408604	328067	6705	290	37769	2141	4890	67107	93214	20610
2013-14		7500	6397	197074	448898	3770	5712	32634	3500	2895	92267	89022	35672
2014-15		5962	8005	328915	427129	4581	4890	33909	2490	2155	38117	116223	19730
2015-16		9494	13740	432156	715668	35228	70	68352	16068	630	90588	115648	14869
2016	May	240	1394	40838	60733	1468	0	10313	4779	0	9665	11037	1754
	Jun	178	1531	38460	67576	1844	0	8157	4779	0	5614	5044	2371
	Jul	388	2017	25971	81840	796	66	11005	3781	0	5543	7710	2311
	Aug	231	2371	35207	29663	2404	93	9085	9405**	0	10016	11805	1113
	Sep	82	2804	39340	56509	1187	0	4255	9405**	0	5623	3454	393
	Oct	22	3382	51336	29391	2421	0	12066	9405**	0	9729	5651	2341
	Nov	0	3406	42263	60477	1504	0	7493	4650**	0	9264	14730	2252
	Dec	340	581	36683	50892	1444	928	7383	4650**	5792	8985	16294	2457
2017	Jan*	100	707	50317	25224	1603	0	6042	100**	5780	8662	12851	2338
	Feb*	240	362	45627	58629	1524	82	4219	100**	10960	9717	20631	2083
	Mar	420	281	59075	60069	1344	51	7499	2900**	10040	11037	16199	2063
	Apr	117*	666	46998	82917	2229*	0	5902	2900**	0	7605	14208	2103
	May	125*	1399	36932	59812	1468*	0	5300	---	0	9153	13684	2183

* = Provisional

**= Average Monthly Data supplied by the source agency.

Source: Provincial Directorates of Mines & Minerals Punjab, Sindh, KPK, Balochistan & FATA.

4. HEALTH

4.1(a) Monthly Immunization Coverage Number of doses administered (0-11 months)children during 2017

Month(s)	BCG	OPV-0	OPV-1	OPV-2	OPV-3	IPV
Jan	549150	454966	508222	471953	455859	398382
Feb	513662	447260	513902	479653	433714	386151
Mar	508286	430064	512079	490546	464080	417607
Apr	478434	407154	473759	466315	461962	399586
May	489528	409984	477655	465372	471084	422353
Jun						
Jul						
Aug						
Sep						
Oct						
Nov						
Dec						
Total	2539060	2149428	2485617	2373839	2286699	2024079

Contd.

4.1(a) Monthly Immunization Coverage
Number of doses administered (0-11 months)children during 2017

Month(s)	Pentava- lent-1	Pentava- lent-2	Pentava- lent-3	Pneumo-1	Pneumo-2	Pneumo-3	Measles-1
Jan	514116	475269	458325	513820	475313	458280	432329
Feb	513562	479421	462110	513618	479036	462110	442972
Mar	517284	497530	464068	516888	490041	463391	464675
Apr	473076	464885	461253	472343	464476	460339	469770
May	476749	464093	470445	476599	464469	470227	489752
Jun							
Jul							
Aug							
Sep							
Oct							
Nov							
Dec							
Total	2494787	2381198	2316201	2493268	2373335	2314347	2299498

Source : National Institute of Health, Islamabad.

4.1(b) Monthly Immunization Coverage
Number of doses administered (12-23 Months) children during 2017

Month	BCG	OPV-1	OPV-2	OPV-3	Pentava- lent-1	Pentava- lent-2	Pentava- lent-3	Pneumo-1	Pneumo-2	Pneumo- 3	Measles-2
Jan	0	622	439	423	622	439	423	0	0	0	348044
Feb	0	1251	1023	945	1251	1023	745	0	0	0	379217
Mar	0	784	639	625	784	639	625	0	0	0	405489
Apr	0	955	632	664	955	632	664	0	0	0	418808
May	0	1098	1002	951	1098	1002	951	0	0	0	417277
Jun											
Jul											
Aug											
Sep											
Oct											
Nov											
Dec											
Total	0	3612	2733	2657	3612	2733	2457	0	0	0	1551558

BCG = Bacillus of Chalmette and Guerin
 OPV = Oral Polio Vaccine

Source : National Institute of Health, Islamabad.

**4.1(c) Monthly Immunization Coverage
Number of TT doses administered to women during 2017**

MONTH	Pregnant Women					Childbearing age women				
	TT1	TT2	TT3	TT4	TT5	TT1	TT2	TT3	TT4	TT5
Jan	353096	306015	16121	4177	2264	15002	9673	7458	2386	1374
Feb	374085	312302	15758	3965	2264	16249	11003	8026	2531	1428
Mar	404495	336833	17229	4672	2567	19971	12155	9936	2728	1518
Apr	395576	333058	16375	4142	2228	14668	10083	8648	2460	1301
May	411568	339787	16478	4769	2464	16972	11855	9083	2772	1435
Jun										
Jul										
Aug										
Sep										
Oct										
Nov										
Dec										
Total	1938820	1627995	81961	21725	11787	82862	54769	43151	12877	7056

TT = Tetanus Toxioid

Source : National Institute of Health, Islamabad.

4.2 Monthly Report on HIV Treatment Centres February, 2017

S. No	Centre Name	Male		Female		Children		Transgender		Total	Total on ART
		Total	On ART	Total	On ART	Total	On ART	Total	On ART		
Federal											
1	PIMS, Islamabad	2237	1063	394	280	51	49	14	8	2696	1400
Punjab											
2	CMH, Rawalpindi	48	48	0	0	0	0	0	0	48	48
3	Mayo Hospital, Lahore	984	617	97	74	6	1	32	7	1119	699
4	Services Hospital, Lahore	345	245	139	113	32	8	0	0	516	366
5	Peaditric Unit, Services Hospital, Lahore	0	0	0	0	300	191	0	0	300	191
6	Shaukat Khanum Hospital, Lahore	287	260	189	163	17	1	0	0	493	424
7	Jinnah Hospital, Lahore	1228	726	262	170	0	0	49	30	1539	926
8	DHQ Hospital, Sargodha	586	219	66	35	15	6	0	0	667	260
9	DHQ Hospital, D.G Khan	1841	1498	385	301	62	62	5	3	2293	1864
10	Allied Hospital, Faisalabad	1228	1027	122	112	0	0	4	4	1354	1143
11	Aziz Bhatti Hospital, Gujrat	777	535	337	257	0	0	0	0	1114	792
12	Civil Hospital, Multan	34	34	6	6	0	0	1	1	41	41
Sindh											
13	Civil Hospital, Karachi	4185	1964	350	258	27	0	71	33	4633	2255
14	Peaditric Unit, Civil Hospital, Karachi	0	0	0	0	128	72	0	0	128	72
15	Indus Hospital, Karachi	566	328	112	70	0	0	8	5	686	403
16	Aga Khan Hospital, Karachi	0	0	0	0	50	39	0	0	50	39
17	Chanka Medical College Hospital, Larkana	1228	923	281	240	16	4	30	24	1555	1191
Khyber Pakhtunkhwa											
18	Hayatabad Medical Complex, Peshawar	1926	1416	592	465	94	51	10	10	2622	1942
19	KDA Hospital, Kohat	237	179	109	92	17	11	0	0	363	282
Balochistan											
20	Bolan Medical Complex, Quetta	373	250	89	73	14	7	6	3	482	333
21	ART Center, Turbat	222	127	27	21	9	3	0	0	258	151
Total		18332	11459	3557	2730	838	505	230	128	22957	14822

Source:- National Aids Control Programme, NIH, Islamabad

4.3(a) Register Veterinary Medical Practitioner With PVMC- 2017

RVMP Registration for the year of 2017	Male	Female	D.V.M	M.Sc	M.Phil	Ph.D	Total
Jan	161	20	181	Nil	Nil	Nil	181
Feb	37	1	38	Nil	Nil	Nil	38
Mar	27	0	27	Nil	Nil	Nil	27
Apr	29	2	31	Nil	Nil	Nil	31
May	8	Nil	8	Nil	Nil	Nil	8
Jun							
Jul							
Aug							
Sep							
Oct							
Nov							
Dec							
Total	262	23	285	Nil	Nil	Nil	285

Total RVMP Registered since 1st January 2017 to 30th March 2017=246
Total RVMP Registered since 30th May 2000 to 30th June 2017= 11629

Source:- Pakistan Veterinary Medical Council, Islamabad.

4.3(b) Registered Animal Husbandry Graduate With PVMC- 2017

RVMP Registration for the year of 2016	Male	Female	B.Sc. (Hons) A.H	M.Sc.	Ph.D	Total
Jan	Nil	Nil	Nil	Nil	Nil	Nil
Feb	Nil	Nil	Nil	Nil	Nil	Nil
Mar	Nil	Nil	Nil	Nil	Nil	Nil
Apr	3	Nil	Nil	3	Nil	3
May	Nil	Nil	Nil	Nil	Nil	Nil
Jun						
Jul						
Aug						
Sep						
Oct						
Nov						
Dec						
Total	3	Nil	Nil	3	Nil	3

4.4 Tuberculosis Report (FTI) (Jan-Mar, 2017)

Provinces/Regions	TB Cases NSS+	CDR SS+**	TB All Types			CDR Total	% Treatment Success Rate* (TSR)
			Male	Female	Total		
Punjab	21016	58	27270	25735	53005	78	NA
Sindh	7574	47	8623	8035	16658	55	NA
K.P.K	3654	39	4846	5380	10226	58	NA
Balochistan	1017	28	1170	1360	2530	37	NA
F.A.T.A	320	20	384	463	847	28	NA
Gilgit Baltistan	71	15	232	326	558	63	NA
AJK	481	25	679	664	1343	37	NA
ICT	163	39	269	257	526	66	NA
Pakistan	34296	49	43473	42220	85693	65	NA

CDR : Case Deduction Rate

B+ Bacteriologically positive N+ New Case

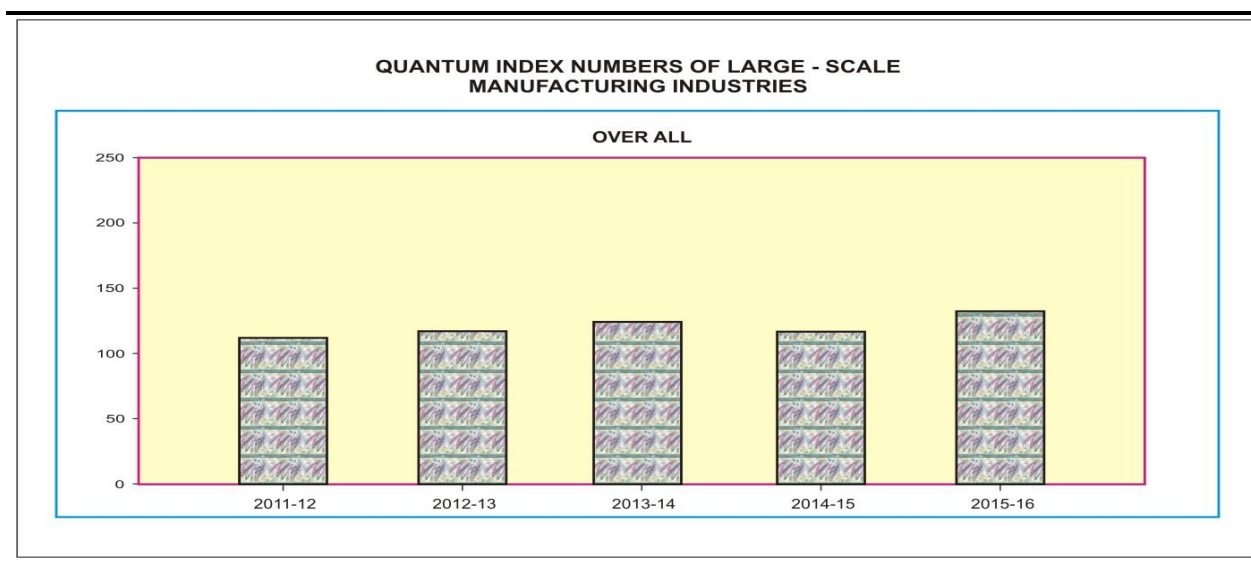
R: Replapse Cases * Available One Year Lag

Source: National TB Control Programme NIH, Islamabad.

5. MANUFACTURING

5.1 Quantum Index Numbers of Large-Scale Manufacturing Industries

Year/month	Manufacturing (Over all)	Selected Items						
		Vegetable Ghee	Tea Blended	Cigarettes	Cotton Yarn	Cotton Cloth	Jute Goods	Paper & Board
(2005-06=100)								
2011-12	112.44	95.76	118.91	96.60	116.03	113.23	90.03	116.64
2012-13	117.35	98.88	141.83	105.05	120.16	113.86	98.39	135.35
2013-14	123.68	102.92	160.00	100.54	130.52	114.64	97.34	150.82
2014-15	127.87	102.88	184.39	97.71	131.94	114.73	90.32	150.24
2015-16	132.00	107.97	216.69	83.45	133.73	114.98	52.99	150.24
2016 May	125.88	106.05	207.51	68.37	134.11	115.05	38.44	120.22
Jun	122.13	112.13	189.62	5.54	133.92	114.18	36.31	140.26
Jul	117.69	103.41	210.92	33.17	134.12	115.58	30.77	119.33
Aug	127.04	105.89	227.45	63.67	133.98	115.71	36.10	141.62
Sep	124.08	106.05	228.34	43.71	134.32	115.78	31.95	138.27
Oct	127.45	106.97	233.83	74.30	134.58	115.58	46.39	139.34
Nov	132.81	120.18	246.02	75.42	134.36	115.25	49.79	135.71
Dec	150.16	118.00	252.74	29.37	134.98	115.44	56.87	147.24
2017 Jan	155.10	117.06	208.34	41.89	135.20	115.84	72.94	151.62
Feb	158.20	111.90	252.83	53.55	135.29	115.91	73.73	148.29
Mar	173.72	110.45	258.74	46.64	135.46	116.17	81.36	155.80
Apr	143.35	109.67	223.91	66.78	134.29	114.60	75.09	149.81
May	134.20	110.85	251.53	36.30	134.52	115.11	73.25	150.38



Contd.

5.1 Quantum Index Numbers of Large-Scale Manufacturing Industries

Year/month	Selected Items					
	Cement	Auto Mobile	Fertilizers			
			Nit Fertilizer	Phos Fertilizer	Total	
(2005-2006=100)						
2011-12	159.22	107.31	93.91	121.21	96.37	
2012-13	167.29	93.54	88.40	133.94	92.49	
2013-14	169.24	91.15	104.81	137.52	107.75	
2014-15	173.37	112.59	108.90	150.60	112.66	
2015-16	190.86	130.74	125.14	160.00	128.28	
2016	May	211.89	139.20	119.95	159.46	123.51
	Jun	192.89	122.05	131.13	152.66	133.06
	Jul	145.12	114.58	131.54	153.79	130.42
	Aug	204.65	149.55	133.95	180.60	138.33
	Sep	186.88	131.29	135.83	180.77	139.88
	Oct	207.76	143.36	130.16	185.45	135.14
	Nov	224.18	149.48	131.50	170.76	135.03
	Dec	211.12	142.20	124.47	167.11	128.31
2017	Jan	190.76	157.00	102.75	74.43	100.20
	Feb	198.84	152.13	109.24	159.43	113.76
	Mar	226.31	162.95	139.80	184.03	143.78
	Apr	214.87	154.64	113.68	158.17	117.69
	May	210.60	167.24	142.49	185.06	146.32

Source: (i) Provincial Bureau of Statistics
(ii) M/o. Industries & Production

5.2 Production of Manufacturing Items

Year / Month	Vegetable Ghee (i)		Sugar (i)		Tea Blended (ii)		
	No. of reporting factories	Production (Tonnes)	No. of reporting factories	Production (Tonnes)	No. of reporting factories	Production (Tonnes)	
2011-12	87	1102861	78	4634093	5	75628	
2012-13	87	1138754	78	5073501	5	90201	
2013-14	87	1185215	78	5582353	5	101758	
2014-15	87	1184760	78	5149776	5	117270	
2015-16	87	1244720	78	5114899	5	137818	
2016	May	94	101777	84	32791	10	10998
	Jun	94	107613	84	0	10	10050
	Jul	94	99239	84	0	10	11179
	Aug	94	101618	84	0	10	12055
	Sep	94	101772	84	0	10	12102
	Oct	94	102658	84	0	10	12393
	Nov	94	115336	84	210278	10	13039
	Dec	94	113245	84	1199279	10	13395
2017	Jan	94	112346	84	1483452	10	11042
	Feb	94	107388	84	1507008	10	13400
	Mar	94	105996	84	2001381	10	13713
	Apr	94	105245	84	568227	10	11867
	May	94	106379	84	74685	10	13331

Contd.

5.2 Production of Manufacturing Items

Year/month	Beverages (i)		Cigarettes (ii)		
	No. of reporting factories	Production (000 litres)	No. of reporting factories	Production (Million Nos.)	
2011-12	53	1491978	14	65403	
2012-13	53	2078683	14	67377	
2013-14	53	2551646	14	64482	
2014-15	48	2955748	7	62667	
2015-16	48	3097646	7	53522	
2016	May	48	338240	7	3654
	Jun	48	313655	7	296
	Jul	48	356579	7	1773
	Aug	48	372180	7	3403
	Sep	48	357301	7	2336
	Oct	48	303457	7	3971
	Nov	48	200680	7	4031
	Dec	48	156588	7	1570
2017	Jan	48	235388	7	2239
	Feb	48	259098	7	2862
	Mar	48	269366	7	2493
	Apr	48	302888	7	3569
	May	48	327484	7	1940

* In the new base 2005-06 Beverages has been replaced by soft drinks, juices, syrups and squashes and liquors.

Source: (i) Provincial Bureaus of Statistics
(ii) M/o. Industries & Production

Contd.

5.2 Production of Manufacturing Items

Year/Month	No. of reporting factories	Cotton Textiles (Mills sector)												
		Capacity installed			Capacity worked			Spindle hours worked (Mn. No.)	Looms hours worked (Mn.No.)	Rotors hours worked (Mn.No.)	Consumption of Raw Cotton (Tonnes)	Total Yarn Production (Tonnes)	Surplus Yarn (Tonnes)	Total Production of Cloth(000) (Sq.m)
		No. of Spindles (000)	No. of Looms (000)	No. of Rotors (000)	No. of Spindles (000)	No. of Looms (000)	No. of Rotors (000)							
2011-12	433	11762392	7170	196514	10660925	4900	138775	6401.01	2	40	2964350	2954630	2857.29	1023350
2012-13	447	11945958	7723	213892	10871886	4899	150034	6425.1	2	41	-	3059976	2960.87	1029090
2013-14	411	13184340	7934	185387	10998890	5890	125420	6601.98	2	41	-	3323655	3222.13	1036100
2014-15	411	13184340	7934	185387	11057945	5234	113323	6559.47	2	41	-	3359978	3358.35	1036950
2015-16	411	13409420	8188	187259	11263025	5488	115041	6266	2	46	-	3397339	3301.64	1039183
2016 May	411	13409420	8188	187259	10673326	5421	113645	5627	2	45	-	284585	275	86650
Jun	411	13409420	8188	187259	11263025	5488	115041	6266	2	46	-	284185	276	86000
Jul	411	13409420	8188	187259	11263025	5488	115041	6266	2	46	-	284623	276	87050
Aug	411	13409420	8188	187259	11263025	5488	115041	6266	2	46	-	284315	274	87150
Sep	411	13409420	8188	187259	11263025	5488	115041	6266	2	46	-	285050	276	87200
Oct	411	13409420	8188	187259	11263025	5488	115041	6266	2	46	-	285575	276	87000
Nov	-	-	-	-	-	-	-	-	-	-	-	-	-	-
Dec	-	-	-	-	-	-	-	-	-	-	-	-	-	-
2017 Jan	-	-	-	-	-	-	-	-	-	-	-	-	-	-
Feb	-	-	-	-	-	-	-	-	-	-	-	-	-	-
Mar	-	-	-	-	-	-	-	-	-	-	-	-	-	-
Apr	-	-	-	-	-	-	-	-	-	-	-	-	-	-
May	-	-	-	-	-	-	-	-	-	-	-	-	-	-

5.2 Production of Manufacturing Items

Year / Month	Cotton Cloth (Mills Sector) (Thousand square metres)															Grand Total
	Fine					Medium					Coarse					
	Grey	Bleached	Dyed & Printed	Blended	Total	Grey	Bleached	Dyed & Printed	Blended	Total	Grey	Bleached	Dyed & Printed	Blended	Total	
2011-12	332778	34566	80544	43324	491212	115062	51629	180058	4842	351591	116798	21582	37534	5542	181456	1024259
2012-13	330442	41820	85695	40890	498847	119658	53870	173116	4551	351195	115010	34699	23524	5815	179048	1029090
2013-14	331866	42582	88206	41322	503976	122718	55810	172038	6834	357400	116574	30150	18442	9558	174724	1036100
2014-15	331986	42702	88326	41442	504456	122838	55834	172146	7266	358084	116706	29154	18058	10492	174410	1036950
2015-16	330299	42661	89152	39786	501898	119252	53055	169712	6827	348846	119286	33650	22722	12781	188439	1039183
2016 May	27785	3603	7386	3482	42256	10278	4669	14345	589	29881	9725	2431	1506	851	14513	86650
Jun	27718	3556	7294	3440	42008	10181	4618	14280	557	29636	9668	2404	1465	819	14356	86000
Jul	27885	3598	7392	3494	42369	10299	4666	14482	620	30067	9761	2444	1517	892	14614	87050
Aug	27952	3599	7431	3477	4259	10293	4659	14494	632	30078	9780	2437	1526	870	14613	87150
Sep	27969	3607	7439	3495	42510	10306	4672	14521	615	30114	9793	2425	1512	846	14576	87200
Oct	27986	3590	7422	3478	42476	10289	4650	14498	598	30035	9776	2403	1491	819	14489	87000
Nov	-	-	-	-	-	-	-	-	-	-	-	-	-	-	-	-
Dec	-	-	-	-	-	-	-	-	-	-	-	-	-	-	-	-
2017 Jan	-	-	-	-	-	-	-	-	-	-	-	-	-	-	-	-
Feb	-	-	-	-	-	-	-	-	-	-	-	-	-	-	-	-
Mar	-	-	-	-	-	-	-	-	-	-	-	-	-	-	-	-
Apr	-	-	-	-	-	-	-	-	-	-	-	-	-	-	-	-
May	-	-	-	-	-	-	-	-	-	-	-	-	-	-	-	-

5.2 Production of Manufacturing Items

Year / month	No. of reporting factories	Jute Textiles									
		Capacity installed		Capacity worked		Production (Tonnes)				Raw Jute consumed (Bales)	
		No. of Spindles	No. of Looms	No. of Spindles	No. of Looms	Total	Hessian	Sacking	Others		
2011-12	8	36172	1851	25085	972	94087	15960	67138	10989	44661	
2012-13	10	36172	1851	25085	972	94087	15960	67138	10989	44661	
2013-14	10	36392	1755	23759	974	102820	12748	77188	12884	57118	
2014-15	10	24544	1092	20607	847	94392	13126	64840	16426	40107	
2015-16	10	24272	1134	8186	569	55377	13473	30027	11877	33205	
2016	May	10	24272	1134	7564	523	3348	770	1858	720	38267
	Jun	10	24272	1134	8186	569	3162	971	1539	652	33205
	Jul	10	24272	1134	7871	520	2680	771	1354	555	41224
	Aug	10	24272	1134	7411	509	3144	977	1308	859	35874
	Sep	10	24272	1134	8308	513	2782	685	1209	888	21162
	Oct	10	24272	1134	9318	539	4040	939	1596	1505	27330
	Nov	10	24272	1134	9310	547	4336	896	1957	1483	32102
	Dec	10	24272	1134	10489	582	4953	873	2624	1456	43844
2017	Jan	10	24727	1138	13902	701	6352	822	3973	1557	59542
	Feb	10	-	-	-	-	6421	731	4419	1271	-
	Mar	10	-	-	-	-	7085	683	5262	1140	-
	Apr	10	-	-	-	-	6539	584	4936	1019	-
	May	10	-	-	-	-	6379	738	4688	953	-

Source: Pakistan Jute Mills Association, Lahore.

Contd.

5.2 Production of Manufacturing Items

Year/month	Paper		Paper Board		
	No. of reporting factories	Production (Tonnes)	No. of reporting factories	Production (Tonnes)	
2011-12	19	246342	12	283025	
2012-13	19	232361	12	381938	
2013-14	19	218655	12	465845	
2014-15	36	203994	21	415657	
2015-16	36	233146	21	376913	
2016	May	36	18120	21	27346
	Jun	36	19941	21	33104
	Jul	36	16036	21	29095
	Aug	36	18499	21	35064
	Sep	36	19320	21	32975
	Oct	36	18256	21	34444
	Nov	36	20176	21	31151
	Dec	36	20619	21	35066
2017	Jan	36	21822	21	35520
	Feb	36	22888	21	33194
	Mar	36	23093	21	35832
	Apr	36	20981	21	35679
	May	36	21260	21	35615

5.2 Production of Manufacturing Items

Year / month	Chemicals (Tonnes)					
	No. of reporting factories	Soda Ash (i)	Caustic Soda (i)	Sulphuric Acid (ii)	Chlorine Gas (ii)	
2011-12	2	370743	179097	100403	15770	
2012-13	2	366238	182869	89431	15495	
2013-14	2	409148	167465	85348	14960	
2014-15	2	437106	183952	70229	17355	
2015-16	2	468507	225250	75139	16397	
2016	May	2	41927	22988	5006	1464
	Jun	2	40234	19250	5025	1327
	Jul	2	38962	16490	5498	1305
	Aug	2	40376	15117	8323	1499
	Sep	2	39575	16606	3982	1434
	Oct	2	41149	19382	4200	1427
	Nov	2	41134	18913	3927	1481
	Dec	2	42247	16922	4859	1466
2017	Jan	2	42506	17760	3469	1500
	Feb	2	33550	19095	3728	1401
	Mar	2	38720	20764	5581	1399
	Apr	2	39552	20780	4152	1177
	May	2	41880	21052	5160	1447

Source:- (i) Provincial Bureaus of Statistics
(ii) M/o. Industries & Production.

Contd.

5.2 Production of Manufacturing Items

Year/ month	Chemical Fertilizers (Tonnes) (i)						Paints & Varnishes Solid(ii)		Paints & Varnishes Liquid (ii)	
	No. of reporting factories	Urea	Super Phosphate	Ammonium Nitrate	Nitro Phosphate	DI.Amm. Phosphate	No. of reporting factories	Production (Tonnes)	No. of reporting factories	Production (000 Ltrs.)
2011-12	11	4470662	114727	432290	337624	622649	-	23026	-	38371
2012-13	11	4215088	79304	401270	291922	729917	22	28048	20	40528
2013-14	11	4930283	87754	519104	447168	693142	22	37236	20	43077
2014-15	11	5073083	63583	569182	501901	754853	22	48631	20	54028
2015-16	11	5846881	84017	647351	594633	787578	22	53651	20	56563
2016 May	14	482567	7675	38834	36080	72143	22	4750	20	4495
Jun	14	528501	6041	39193	34159	66838	22	4982	20	4597
Jul	14	528371	5438	41867	37724	67320	22	4149	20	4282
Aug	14	511799	9340	64118	63945	71480	22	4330	20	4552
Sep	14	518536	7806	63733	65625	69635	22	4191	20	4202
Oct	14	496943	13348	61849	62133	72207	22	3784	20	4194
Nov	14	512966	11533	52383	51736	68123	22	4176	20	4262
Dec	14	486157	5270	55803	45172	72241	22	3655	20	3850
2017 Jan	14	403998	4744	41216	34314	24069	22	3629	20	4031
Feb	14	415413	4994	57681	50457	65694	22	3872	20	4151
Mar	14	534016	8249	72938	63041	73808	22	4284	20	4057
Apr	14	459052	4923	31508	28616	72023	22	4449	20	3809
May	14	548234	3147	63998	66965	73938	22	4552	20	4464

Source: (i) Provincial Bureau of Statistics.
(ii) M/o. Industries & Production.

Contd.

5.2 Production of Manufacturing Items

Year/Month	No. of Reporting Refineries	Petroleum Products (000 Ltrs.)											
		Jet Fuel	Kerosene	Motor Spirit	High Speed Diesel	Diesel Oil N.O.S.	Furnace Oil	Lubricating Oil	Jute Batching Oil	Solvent-Neptha	L.P.G.	Petroleum Products N.O.S.	Total Petroleum Products
2011-12	4	890346	156877	1687118	3828574	30230	2282991	234177	3526	923630	341611	264025	10643104
2012-13	4	936028	179871	2056737	4583975	40041	2777820	224823	3489	898671	420457	272492	12394404
2013-14	4	995514	175699	2171499	5088237	60893	3041178	224608	2789	1008195	380597	279584	13428792
2014-15	4	1032079	218450	2195500	5327291	56827	3121192	209475	2666	1382571	382403	296135	1422589
2015-16	4	1080694	183786	2215728	5235662	34949	3079585	233192	1758	1242104	441357	410817	14159638
2016 May	4	70225	14895	177155	396598	1566	220148	21426	169	84452	34581	39375	1060590
Jun	4	96825	15220	195946	468346	1923	239270	19011	67	107952	39350	35668	1219578
Jul	4	95771	8879	206863	466087	1520	290128	18784	134	88902	32079	22568	1231715
Aug	4	87984	14527	187747	446584	1966	249833	19024	192	83285	38267	34188	1163596
Sep	4	97442	12692	203790	484917	1322	281489	19876	8	95404	39471	28355	1264765
Oct	4	103891	17156	211330	449356	3207	287227	18080	289	84021	41225	37461	1253244
Nov	4	88835	14013	202689	463708	1203	273080	16532	199	85428	41095	32004	1218786
Dec	4	90501	13169	219242	471868	3277	296916	21359	170	80356	43508	32869	1273235
2017 Jan	4	87485	19870	206593	408769	1858	250850	20989	172	80165	41041	19200	1136997
Feb	4	99681	8394	195017	429554	2605	249667	17296	306	86371	40922	22311	1152127
Mar	4	97638	11125	196467	399614	2818	223935	19518	336	95754	38819	30597	1116622
Apr	4	92595	13582	226775	484182	2589	263268	18204	290	84410	46224	34589	1266979
May	4	98990	15306	236322	487516	3456	269423	14675	203	85312	50686	38168	1300057

Source:- Oil Companies Advisory Committee.

Contd.

5.2 Production of Manufacturing Items

Year/month	Manufacture/Assembly of Automobiles (Nos.) (i)							Bicycles (ii)		
	Cars	Jeeps (4x4)	Light commercial vehicles	Trucks	Buses	Motor Cycles	Tractors	No. of reporting factories	Production (Nos.)	
2011-12	154255	451	20929	2597	568	1649532	48152	5	262096	
2012-13	120332	1475	14517	1923	522	1675071	50871	5	232979	
2013-14	116281	1217	17477	2674	559	1728137	34524	5	203669	
2014-15	152524	1109	28189	4039	575	1777251	48883	3	210931	
2015-16	179944	773	35836	5666	1070	2071123	34914	3	198736	
2016	May	15135	26	2114	587	128	184888	4735	3	17200
	Jun	12278	76	2204	601	76	187825	3564	3	17860
	Jul	12491	59	1990	512	115	164643	2067	3	15807
	Aug	16733	82	2798	686	139	203923	2717	3	15917
	Sep	14435	78	2230	600	118	187744	2453	3	15910
	Oct	15312	0	1477	652	120	214246	4225	3	15910
	Nov	16124	0	1863	676	71	217084	5427	3	15990
	Dec	15127	2	2190	680	106	201965	4447	3	16033
2017	Jan	17630	207	2089	580	49	233057	4647	3	17067
	Feb	17071	152	1990	502	85	210141	5519	3	17461
	Mar	18394	232	2010	601	85	213501	6436	3	17577
	Apr	15861	860	1922	746	68	213677	6365	3	17589
	May	17074	1020	2368	869	82	234459	5746	3	16998

Source:- (i) Provincial Bureau of Statistics
(ii) M/o. Industries & Production

Contd.

5.2 Production of Manufacturing Items

Year/month	Steel Products (Tonnes) (i)						
	Coke	Pig iron	Billets	H.R. sheets/ strips/plates/ coils	C.R. sheets/ strips/plates/ coils	Galvanized sheets	
2011-12	192876	249135	1616403	180087	25910	0	
2012-13	203359	201489	1638501	136823	14885	0	
2013-14	31924	89433	2128300	57114	4131	0	
2014-15	275777	265478	2730992	127028	2848	0	
2015-16	57394	1509	3183258	0	0	0	
2016	May	0	0	260000	0	0	0
	Jun	0	0	250000	0	0	0
	Jul	0	0	273000	0	0	0
	Aug	0	0	290000	0	0	0
	Sep	0	0	280000	0	0	0
	Oct	0	0	285000	0	0	0
	Nov	0	0	335000	0	0	0
	Dec	0	0	342000	0	0	0
2017	Jan	0	0	380222	0	0	0
	Feb	0	0	408000	0	0	0
	Mar	0	0	424000	0	0	0
	Apr	0	0	482000	0	0	0
	May	0	0	285000	0	0	0

5.2 Production of Manufacturing Items

Year/Month	Cycle Tyres (i)		Cycle Tubes (i)		Motor tyres (i)		Motor tubes (i)		Cement (ii)		
	No. of reporting factories	Production (000 Nos.)	No. of reporting factories	Production (000 Nos.)	No. of reporting factories	Production (000 Nos.)	No. of reporting factories	Production (000 Nos.)	No. of reporting factories	Production (000 MT)	
2011-12	10	3431	10	6846	8	7011	8	20338	23	29557	
2012-13	10	3429	10	7746	8	7864	8	20269	23	31055	
2013-14	10	4038	10	8061	8	8802	8	20825	23	31418	
2014-15	10	4633	10	8391	8	9058	8	22001	23	32185	
2015-16	10	4233	10	7285	8	9735	8	24467	23	35432	
2016	May	10	330	10	609	8	831	8	2037	23	3278
	Jun	10	320	10	592	8	812	8	2049	23	2984
	Jul	10	326	10	598	8	841	8	2067	23	2245
	Aug	10	339	10	640	8	843	8	2079	23	3166
	Sep	10	348	10	661	8	803	8	2101	23	2891
	Oct	10	372	10	677	8	795	8	2056	23	3214
	Nov	10	380	10	684	8	814	8	2052	23	3468
	Dec	10	316	10	623	8	797	8	2026	23	3266
2017	Jan	10	317	10	621	8	803	8	2025	23	2951
	Feb	10	317	10	624	8	787	8	2026	23	3076
	Mar	10	301	10	605	8	823	8	2050	23	3501
	Apr	10	309	10	617	8	826	8	2051	23	3324
	May	10	331	10	617	8	815	8	2040	23	3258

Source:(i) Provincial Bureaus' of Statistics.
(ii) M/o. Industries & Production.

Contd.

5.2 Production of Manufacturing Items

Year/month	No. of Reporting Factories	Electric Bulbs (iii) Production (000 Nos.)	No. of Reporting Factories	Electric Tubes (iii) Production (000 Metres)	
2011-12	6	78981	2	1266	
2012-13	6	79743	0	0	
2013-14	6	75106	0	0	
2014-15	7	64623	0	0	
2015-16	7	73457	0	0	
2016	May	7	9563	0	0
	Jun	7	9263	0	0
	Jul	7	9064	0	0
	Aug	7	5869	0	0
	Sep	7	5610	0	0
	Oct	7	5173	0	0
	Nov	7	5237	0	0
	Dec	7	5935	0	0
2017	Jan	7	5870	0	0
	Feb	7	5830	0	0
	Mar	7	5580	0	0
	Apr	7	5560	0	0
	May	7	6197	0	0

5.2 Production of Manufacturing Items

Year/Month		Sewing Machines		Electric Motors		Electric Transformers		T.V. Sets	
		No. of reporting factories	Production (Nos.)	No. of reporting factories	Production (Nos.)	No. of reporting factories	Production (Nos.)	No. of reporting factories	Production (Nos.)
2011-12		8	39603	19	9126	7	23683	9	268801
2012-13		8	32876	19	7539	7	26411	9	462938
2013-14		8	19834	19	9906	7	12175	9	426600
2014-15		8	19272	19	9013	7	24993	9	428164
2015-16		8	13465	19	7319	7	32758	9	453205
2016	May	8	960	19	578	7	3276	9	40392
	Jun	8	880	19	502	7	4087	9	37807
	Jul	8	870	19	630	7	2212	9	34447
	Aug	8	575	19	732	7	2237	9	34763
	Sep	8	487	19	773	7	2239	9	35900
	Oct	8	1828	19	769	7	1907	9	34590
	Nov	8	2760	19	740	7	2143	9	31845
	Dec	8	1771	19	752	7	1806	9	37071
2017	Jan	8	2518	19	522	7	2038	9	39633
	Feb	8	2897	19	791	7	2100	9	39022
	Mar	8	583	19	827	7	2107	9	39788
	Apr	8	2920	19	854	7	3297	9	38390
	May	8	598	19	626	7	2954	9	38205

Source: Provincial Bureaus of Statistics.

6. MONEY & CREDIT

6.1 Reserve Money

(Million Rupees)

Components	2011-12	2012-13	2013-14	2014-15 (R)	2015-16
A. Currency in Circulation	1673746	1,939,267	2177873	2554749	3333784
B. Cash in Tills	110055	110,867	139490	160299	229331
C. Other Deposits with SBP	8899	10,523	13147	13747	18756
D. Bank Deposits	396172	475,648	530746	413234	391760
Reserve Money (A+B+C+D)	2188872	2,536,305	2861256	3142030	3973631
Factor affecting Reserve Money (RM)					
A. Government Sector(1+2)	1727905	2235863	2432250	1919064	1430400
1. Budgetary Borrowings	1706008	2,212,823	2409794	1928868	1442243
2. Others	21897	23,040	22456	-9803	-11843
B. Non-Govt. Sector (1+2+3)	284061	295,111	494563	394911	402348
1. Claims on Scheduled Banks (a+b+c+d+e)					
a. Agriculture Sector	288789	300,649	500041	400734	407364
b. Industrial Sector	52131	52,278	51923	52026	51758
c. Export Sector	42336	41,057	42833	39405	42321
d. Housing Sector	164768	177,756	160553	193124	204617
e. Others	--	--	--	--	--
2. Claims on NBFIs	29554	29,557	244731	116178	108668
3. Special a/c debt Repayment	19187	18,537	18597	18252	19228
3. Special a/c debt Repayment	-23915	-24,075	-24075	-24075	-24244
C. Other Items (Net)	-211666	-128,620	-555023	105639	1107867
D. Net Domestic Assets (A+B+C)	1800300	2,402,354	2371790	2419615	2940615
E. Net Foreign Assets	388572	133,951	489467	722415	1033016
F. Reserve Money (D+E)	2188872	2,536,305	2861256	3142030	3973631

Contd.

6.1 Reserve Money

(Million Rupees)

Components	2016			
	May,	Jun.	Jul.	Aug.
A. Currency in Circulation	3151855	3333684	3289255	3283592
B. Cash in Tills	160532	229331	178536	162885
C. Other Deposits with SBP1	18730	18762	19181	18979
D. Bank Deposits	573782	391760	640208	617948
Reserve Money (A+B+C+D)	3904898	3973537	4127180	4083403
Factor Affecting Reserve Money (RM)				
A. Government Sector(1+2)	1548678	1430320	2198776	2133769
1. Budgetary Borrowings	1559032	1442163	2212879	2146126
2. Others	-10353	-11843	-14103	-12357
B. Non-Govt. Sector (1+2+3)	403183	402348	407094	401523
1. Claims on Scheduled Banks(a+b+c+d+e)	408502	407364	411360	405321
a. Agriculture Sector	51748	51758	51646	51605
b. Industrial Sector	40756	42321	44685	47995
c. Export Sector	204099	204617	206361	197052
d. Housing Sector	--	--	--	--
e. Others	111899	108668	108668	108668
2. Claims on NBFIs	18925	19228	19978	20446
3. Special a/c debt Repayment	-24244	-24244	-24244	-24244
C. Other Items (Net)	1019917	1109276	494491	513051
D. Net Domestic Assets (A+B+C)	2971779	29401944	3100361	3048343
E. Net Foreign Assets	933119	10331593	1026819	1035061
F. Reserve Money (D+E)	3904898	3973537	4127180	4083403

Contd.

6.1 Reserve Money

(Million Rupees)

Components	2016			
	Sep.	Oct.	Nov.	Dec.
A. Currency in Circulation	3356716	3407431	3468910	3402279
B. Cash in Tills	187810	168281	172037	183844
C. Other Deposits with SBP1	18844	18812	18651	19124
D. Bank Deposits	647773	606536	579394	632435
Reserve Money (A+B+C+D)	4211143	4201060	4238992	4237683
Factor Affecting Reserve Money (RM)				
A. Government Sector(1+2)	2010079	2219001	2448727	2345875
1. Budgetary Borrowings	2022150	2231011	2460813	2357448
2. Others	-12071	-12010	-12085	-11572
B. Non-Govt. Sector (1+2+3)	414569	439338	463009	485602
1. Claims on Scheduled Banks(a+b+c+d+e)	417937	441980	465462	487644
a. Agriculture Sector	51564	51526	51577	51560
b. Industrial Sector	49056	50615	53608	57640
c. Export Sector	184011	206532	226970	242342
d. Housing Sector	--	-	--	--
e. Others	133306	133306	133306	136101
2. Claims on NBFIs	20877	21602	21791	22202
3. Special a/c debt Repayment	-24244	-24244	-24244	-24244
C. Other Items (Net)	715485	406869	236834	338632
D. Net Domestic Assets (A+B+C)	3140134	3065208	3148570	3170110
E. Net Foreign Assets	1071009	1135851	1090422	1067573
F. Reserve Money (D+E)	4211143	4201060	4238992	4237683

Contd.

6.1 Reserve Money

(Million Rupees)

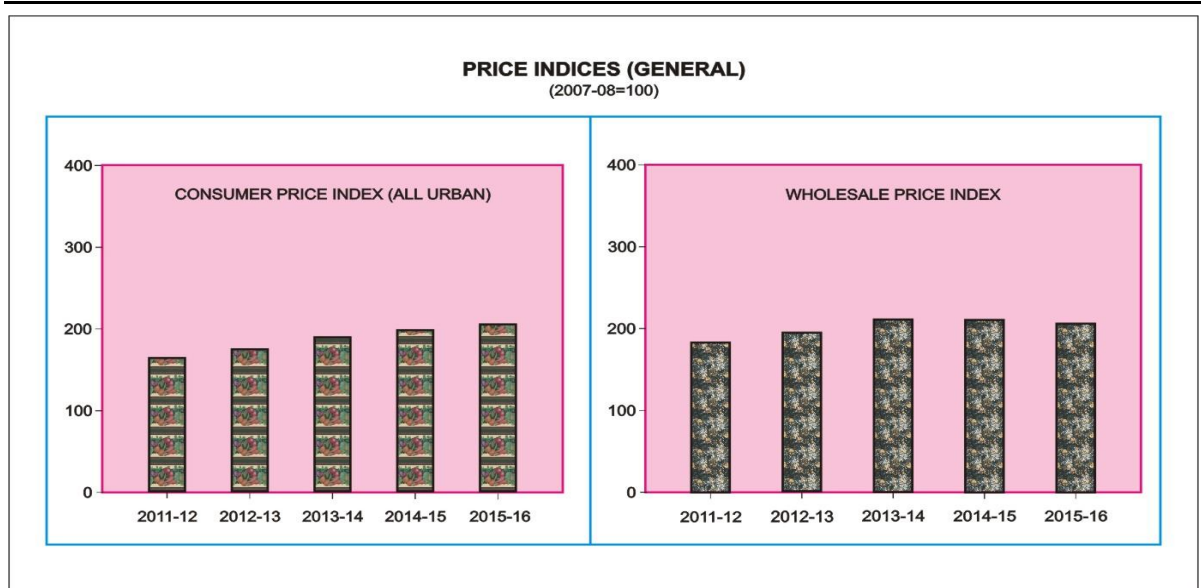
Components	2017				
	Jan.	Feb.	Mar.	Apr.	May
A. Currency in Circulation	3474997	3501067	3484918	3507568	3683822
B. Cash in Tills	171887	177172	196256	232619	202584
C. Other Deposits with SBP1	18635	18769	18818	22648	22726
D. Bank Deposits	595530	558440	587977	610289	631553
Reserve Money (A+B+C+D)	4261048	4255447	4287969	4373124	4540686
Factor Affecting Reserve Money (RM)					
A. Government Sector(1+2)	2336743	2383846	2234585	2297402	2355781
1. Budgetary Borrowings	2346456	2393528	2243832	2306762	2364991
2. Others	-9713	-9682	-9247	-9360	-9210
B. Non-Govt. Sector (1+2+3)	496812	495611	499716	503989	503989
1. Claims on Scheduled Banks(a+b+c+d+e)	498780	497452	501198	505505	504280
a. Agriculture Sector	51470	51484	51463	51429	51458
b. Industrial Sector	62228	66472	70950	73600	76953
c. Export Sector	248981	243396	242984	244675	240068
d. Housing Sector	-	-	-	-	-
e. Others	136101	136101	135801	135801	135801
2. Claims on NBFIs	22276	22403	22762	22728	23159
3. Special a/c debt Repayment	-24244	-24244	-24244	-24244	-24244
C. Other Items (Net)	429956	457817	675808	738662	757328
D. Net Domestic Assets (A+B+C)	3263511	3337275	3410108	3540053	3616303
E. Net Foreign Assets	997537	918173	877860	833071	924383
F. Reserve Money (D+E)	4261048	4255447	4287969	4373124	4540686

Note: 1) Excluding IMP A/c Nos. 1,2 & SAF A/c loan, counterpart funds and deposits of foreign, government, Central Bank, international organizations and deposit money banks
2) Source agency has made some changes in table Monetary Statistics and renamed as Reserve Money
3) P = Provisional
4) r = revised

7. PRICE

7.1 Price Indices (General) with Percentage Change

Year / month	Consumer price index (all urban)		Wholesale Price Index	
	index	Annual/monthly rate of change (%)	index	Annual/monthly rate of change (%)
(2007-08 = 100)				
2011-12	162.57	11.01	181.29	10.42
2012-13	174.53	7.36	194.61	7.35
2013-14	189.58	8.62	210.48	8.15
2014-15	198.16	4.53	209.85	-0.30
2015-16	203.82	0.28	207.26	-0.20
2016 May	205.99	-0.20	208.01	0.55
Jun	207.30	0.60	210.88	1.38
Jul	210.08	1.34	215.81	2.34
Aug	209.46	-0.30	215.75	-0.03
Sep	209.88	0.20	214.61	-0.53
Oct	211.57	0.81	214.53	-0.04
Nov	212.01	0.21	214.07	-0.21
Dec	210.57	-0.68	213.76	-0.14
2017 Jan	210.94	0.18	214.84	0.51
Feb	211.54	0.28	215.86	0.47
Mar	213.32	0.84	217.29	0.66
Apr	216.30	1.40	219.22	0.89
May	216.33	0.01	218.78	-0.20



7.2 Combined Sensitive Price Indicator (SPI) by Quantile

Year/Month	Quantile					
	Q.1	Q.2	Q.3	Q.4	Q.5	Q.6
(2007-08=100)						
2011 - 12	170.77	174.11	173.67	181.09	185.59	178.67
2012 - 13	184.04	190.29	189.05	190.39	190.78	189.61
2013 - 14	201.15	206.95	208.93	210.70	209.74	208.66
2014 - 15	204.66	210.75	213.79	215.40	212.95	212.61
2015 - 16	207.35	214.44	215.92	219.76	216.77	216.09
2016 May	204.57	212.31	213.44	218.17	215.50	214.35
Jun	206.86	214.41	215.75	220.46	217.63	216.58
Jul	209.59	216.91	218.2	222.74	219.55	218.81
Aug	210.07	219.49	218.24	222.64	219.11	218.66
Sep	210.31	219.35	218.33	222.7	219.03	218.67
Oct	211.71	218.95	219.81	224.2	220.42	220.11
Nov	212.4	219.58	220.41	224.77	220.95	220.68
Dec	210.74	218.08	219.12	223.75	220.49	219.73
2017 Jan	209.06	216.45	217.53	222.27	219.39	218.35
Feb	209.50	217.04	218.21	223.13	220.57	219.25
Mar	213.26	221.11	222.53	227.66	225.07	223.62
Apr	211.31	219.28	220.76	226.03	223.82	222.07
May	209.42	217.49	219.03	224.41	222.49	220.51

7.3 Combined Consumer Price Index Numbers by Commodity Groups

Year/ month	General	Food & Non - Alcoholic Beverages	Alcoholic Beverages Tobacco	Clothing & Footwear	Housing water, Elec, Gas Fuels	H.hold Equip & Repair, Maintai- nance	Health	Trans- port	Communi- cation	Recre- ation & Culture	Educa- tion	Restau- rants & Hotels	Miscellne- ous goods & services
(2007-08=100)													
2011-12	162.57	182.77	165.01	153.45	146.17	160.28	137.97	171.39	122.94	145.35	143.83	185.82	181.47
2012-13	174.53	195.05	191.02	175.58	151.34	179.87	156.56	186.43	126.16	169.07	156.69	203.63	199.49
2013-14	189.58	211.75	223.38	198.01	164.60	195.85	167.15	195.15	129.76	183.77	172.57	228.61	210.15
2014-15	198.16	217.32	269.93	213.82	174.93	208.68	176.19	187.22	130.09	190.29	196.40	244.58	221.13
2015-16	203.82	219.42	329.25	224.18	183.90	217.38	182.69	174.25	130.56	194.20	213.02	256.79	228.22
2016 May	205.99	219.65	346.08	228.31	187.12	220.71	187.43	169.31	130.76	195.80	224.19	263.16	233.52
Jun	207.30	222.39	360.74	229.34	187.17	221.48	187.69	169.33	130.85	195.69	224.60	263.41	233.42
Jul	210.08	228.36	364.79	229.72	188.88	221.70	187.84	169.78	130.89	195.67	224.09	264.37	235.82
Aug	209.46	225.91	365.41	230.14	188.91	222.31	189.42	170.10	130.90	195.77	225.17	265.77	237.38
Sep	209.88	226.30	364.13	230.47	188.90	222.27	192.00	170.31	130.88	196.15	230.54	266.11	236.99
Oct	211.57	228.30	364.39	231.18	191.56	222.66	193.78	170.40	131.26	196.21	232.15	266.35	237.26
Nov	212.01	228.74	365.33	232.18	191.64	223.21	195.28	170.65	131.52	196.40	233.40	267.68	238.33
Dec	210.57	223.58	373.34	233.48	191.70	223.65	195.93	172.01	131.53	196.50	233.40	268.22	237.77
2017 Jan	210.94	221.00	377.97	234.02	194.42	223.92	208.45	172.81	131.54	196.73	233.41	268.90	238.58
Feb	211.54	221.66	379.55	234.34	194.45	224.32	210.17	174.75	131.58	196.88	233.96	269.63	241.06
Mar	213.32	226.16	380.92	234.46	194.44	224.59	211.21	175.69	132.69	197.14	233.98	271.02	242.19
Apr	216.30	230.25	382.78	235.61	196.62	224.95	212.43	176.33	132.87	196.02	249.20	275.88	244.71
May	216.33	229.65	383.32	236.71	196.70	226.42	212.65	176.43	132.87	196.12	249.23	277.29	245.99

**7.4: Consumer Price Index Numbers by Major Groups
and Selected Commodities
(2007-2008=100)**

Item and Specification	Weight	Index Numbers			% Change in May, 2017 over			
		May, 2017	Apr., 2017	May, 2016	Apr., 2017	May, 2016		
<i>General</i>	100.0000	216.33	216.30	205.99	+	0.01	+	5.02
<i>Food and non-alcoholic Beverages</i>	34.8343	229.65	230.25	219.65	-	0.26	+	4.55
1 Wheat	0.3477	192.57	203.46	190.74	-	5.35	+	0.96
2 Wheat Flour	4.1648	208.05	211.07	208.56	-	1.43	-	0.24
3 Wheat Product	0.0959	216.02	216.66	213.99	-	0.30	+	0.95
4 Besan	0.1500	297.62	296.79	297.68	+	0.28	-	0.02
5 Rice	1.5821	177.72	174.21	154.07	+	2.01	+	15.35
6 Cereals	0.1563	255.14	254.41	248.06	+	0.29	+	2.85
7 Bakery & Confectionary	1.1550	217.90	217.62	212.69	+	0.13	+	2.45
8 Nimco	0.4574	254.27	253.75	245.24	+	0.20	+	3.68
9 Meat	2.4303	274.72	271.99	261.05	+	1.00	+	5.24
10 Chicken	1.3596	192.12	208.20	207.46	-	7.72	-	7.39
11 Fish	0.2970	216.86	217.64	218.98	-	0.36	-	0.97
12 Milk Fresh	6.6800	273.61	271.51	261.88	+	0.77	+	4.48
13 Milk Products	0.6338	261.79	260.42	253.26	+	0.53	+	3.37
14 Milk Powder	0.1129	234.48	234.56	235.69	-	0.03	-	0.51
15 Eggs	0.4555	178.26	179.91	150.91	-	0.92	+	18.12
16 Mustard Oil	0.0952	159.76	157.82	153.93	+	1.23	+	3.79
17 Cooking Oil	1.7538	137.86	137.69	132.88	+	0.12	+	3.75
18 Vegetable Ghee	2.0714	142.61	143.12	137.59	-	0.36	+	3.65
19 Dry Fruits	0.2543	266.15	266.78	263.17	-	0.24	+	1.13
20 Fresh Fruits	1.8649	303.71	275.79	260.15	+	10.12	+	16.74
21 Pulse Masoor	0.2712	181.21	181.99	211.25	-	0.43	-	14.22
22 Pulse Moong	0.2336	245.68	244.75	299.54	+	0.38	-	17.98
23 Pulse Mash (Washed)	0.2098	283.17	279.70	374.98	+	1.24	-	24.48
24 Pulse Gram	0.2361	294.91	288.13	311.49	+	2.35	-	5.32
25 Gram Whole	0.1616	288.70	283.71	258.79	+	1.76	+	11.56
26 Beans	0.0269	234.22	231.55	234.91	+	1.15	-	0.29
27 Potatoes	0.4774	231.71	193.29	136.23	+	19.88	+	<u>70.09</u>
28 Onion	0.5415	178.05	199.32	196.92	-	10.67	-	9.58
29 Tomatoes	0.4494	120.81	201.46	75.85	-	40.03	+	<u>59.27</u>
30 Fresh Vegetables	1.6577	248.13	272.52	216.09	-	8.95	+	14.83
31 Sugar	1.0445	211.63	216.60	227.12	-	2.29	-	6.82
32 Gur	0.0220	258.77	258.74	271.20	+	0.01	-	4.58
33 Honey	0.0446	331.39	331.39	307.78	+	0.00	+	7.67
34 SweetMeat	0.2483	250.10	247.92	241.33	+	0.88	+	3.63
35 Beverages	1.1990	224.56	220.59	219.07	+	1.80	+	2.51
36 Jam, Tomato Ketchup & Pickles	0.2454	217.79	217.10	214.28	+	0.32	+	1.64
37 Condiments	0.2656	269.19	267.70	262.65	+	0.56	+	2.49
38 Spices	0.5441	236.86	236.82	240.26	+	0.02	-	1.42
39 Tea	0.8377	289.90	286.87	256.86	+	1.06	+	12.86
<i>Alcoholic Beverages, Tobacco</i>	1.4135	383.32	382.78	346.08	+	0.14	+	10.76
40 Cigarettes	1.3906	385.57	385.02	347.85	+	0.14	+	10.84
41 Betel Leaves & Nuts	0.0229	246.77	246.79	238.78	-	0.01	+	3.35
<i>Clothing and footwear</i>	7.5708	236.71	235.61	228.31	+	0.47	+	3.68
42 Cotton Cloth	1.7286	230.16	228.50	223.74	+	0.73	+	2.87
43 Woolen Cloth	0.8759	256.11	255.67	243.69	+	0.17	+	5.10
44 Readymade Garments	0.9739	244.95	243.07	235.32	+	0.77	+	4.09
45 Woolen Readymade Garments	0.3964	258.38	258.64	253.20	-	0.10	+	2.05
46 Hosiery	0.5094	246.87	246.51	240.43	+	0.15	+	2.68
47 Dopatta	0.4412	244.48	244.46	239.65	+	0.01	+	2.02
48 Cleaning and Laundry	0.2110	269.30	265.87	253.01	+	1.29	+	6.44
49 Tailoring	0.8840	316.04	313.43	293.42	+	0.83	+	7.71
50 Footwear	1.5504	167.13	167.05	166.23	+	0.05	+	0.54

Contd.

**7.4: Consumer Price Index Numbers by Major Groups
and Selected Commodities
(2007-2008=100)**

Item and Specification	Weight	Index Numbers			% Change in May, 2017 over	
		May, 2017	Apr., 2017	May, 2016	Apr., 2017	May, 2016
<u>Housing, water, Elec., Gas and other fuels</u>	29.4149	196.70	196.62	187.12	+	0.04 + 5.12
51 House Rent	21.8149	188.68	188.68	176.44	+	0.00 + 6.94
52 Construction Input Items	0.5623	250.49	250.55	243.86	-	0.02 + 2.72
53 Construction Wage Rates	0.3331	240.32	237.79	226.72	+	1.06 + 6.00
54 Water Supply	0.4971	171.58	168.16	161.10	+	2.03 + 6.51
55 Electricity	4.3985	238.10	238.10	238.10	+	0.00 + 0.00
56 Gas	1.5756	158.08	158.08	158.08	+	0.00 + 0.00
57 Kerosene Oil	0.0057	198.42	199.32	195.28	-	0.45 + 1.61
58 Firewood Whole	0.2277	290.23	290.56	284.79	-	0.11 + 1.91
<u>Furnishing and household equipment maintenance</u>	4.2082	226.42	224.95	220.71	+	0.65 + 2.59
59 Furniture	0.3315	217.87	217.24	211.36	+	0.29 + 3.08
60 Household Textiles	0.6489	227.19	226.57	220.62	+	0.27 + 2.98
61 Household Equipment	0.5936	182.03	180.69	178.29	+	0.74 + 2.10
62 Utensils	0.3212	231.84	230.57	223.50	+	0.55 + 3.73
63 Plastic Products	0.2547	210.84	210.32	206.97	+	0.25 + 1.87
64 Washing Soaps & Detergents	0.7893	231.44	231.03	226.67	+	0.18 + 2.10
65 Sewing Needle & Dr Cell	0.1496	206.48	206.22	208.58	+	0.13 - 1.01
66 Household Servant	1.0432	253.47	249.98	246.18	+	1.40 + 2.96
67 Marriage Hall Charges	0.0762	248.67	245.66	240.06	+	1.23 + 3.59
<u>Health</u>	2.1868	212.65	212.43	187.43	+	0.10 + 13.46
68 Drugs & Medicines	1.2667	184.67	184.57	153.11	+	0.05 + 20.61
69 Medical Equipments	0.0080	251.21	251.01	233.19	+	0.08 + 7.73
70 Doctor (MBBS) Clinic Fee	0.5904	280.95	280.95	260.45	+	0.00 + 7.87
71 Medical Tests	0.3217	196.52	195.45	187.44	+	0.55 + 4.84
<u>Transport</u>	7.2023	176.43	176.33	169.31	+	0.06 + 4.21
72 Motor Vehicles	0.6630	175.12	173.26	165.23	+	1.07 + 5.99
73 Motor Vehicle Accessories	0.2439	211.92	212.27	215.24	-	0.16 - 1.54
74 Motor Fuel	3.0269	149.18	149.40	135.44	-	0.15 + 10.14
75 Mechanical Service	0.4552	230.37	230.12	224.39	+	0.11 + 2.67
76 Motor Vehicle Tax	0.1099	210.18	210.18	210.18	+	0.00 + 0.00
77 Transport Services	2.7034	193.59	193.56	193.15	+	0.02 + 0.23
<u>Communication</u>	3.2198	132.87	132.87	130.77	+	0.00 + 1.61
78 Postal Services	0.0662	249.29	249.16	239.10	+	0.05 + 4.26
79 Communication & Apparatus	3.1536	130.42	130.43	128.49	-	0.01 + 1.50
<u>Recreation and culture</u>	2.0227	196.12	196.02	195.79	+	0.05 + 0.17
80 Recreation & Culture	0.8634	129.73	129.72	129.15	+	0.01 + 0.45
81 Text Books	0.5706	287.98	287.98	292.41	+	0.00 - 1.51
82 Newspapers	0.1934	181.01	181.01	175.49	+	0.00 + 3.15
83 Stationery	0.3953	215.94	215.42	211.82	+	0.24 + 1.95
<u>Education</u>	3.9431	249.23	249.20	224.19	+	0.01 + 11.17
84 Education	3.9431	249.23	249.20	224.19	+	0.01 + 11.17
<u>Restaurants and hotels</u>	1.2286	277.29	275.88	263.16	+	0.51 + 5.37
85 Readymade Food	1.2286	277.29	275.88	263.16	+	0.51 + 5.37
<u>Misc. goods and services</u>	2.7550	245.99	244.71	233.52	+	0.52 + 5.34
86 Personal Care	1.4935	226.79	225.21	214.76	+	0.70 + 5.60
87 Cosmetics	0.3853	204.76	203.88	199.04	+	0.43 + 2.87
88 Blades	0.0322	197.80	195.78	195.16	+	1.03 + 1.35
89 Personal Equipments	0.8440	300.63	299.71	283.91	+	0.31 + 5.89

**7.5 Combined Consumer Price Index Numbers by Quintiles
and Major Commodity Groups
May, 2017
(2007-2008=100)**

Income Quintiles	General	Food and non-alcoholic Beverages	Alcoholic Beverages, Tobacco	Clothing and footwear	Housing, water, Elec., Gas and other fuels	Furnishing and household equipment maintenance	Health	Transport	Communication	Recreation and culture	Education	Restaurants and hotels	Misc. goods and services
------------------	---------	----------------------------------	------------------------------	-----------------------	--	--	--------	-----------	---------------	------------------------	-----------	------------------------	--------------------------

All Urban Combined

Aggregate	216.33	229.65	383.32	236.71	196.70	226.42	212.65	176.43	132.87	196.12	249.23	277.29	245.99
Income Quintile 1	214.88	224.17	397.46	234.36	181.62	224.08	208.10	181.55	121.44	211.49	264.78	274.47	246.18
Income Quintile 2	217.96	226.45	396.65	234.63	194.56	223.48	209.12	176.32	121.25	208.65	261.08	275.99	244.65
Income Quintile 3	217.71	227.77	394.99	235.18	194.87	221.66	210.11	174.21	123.10	204.64	254.06	276.31	245.02
Income Quintile 4	219.15	229.32	393.56	236.19	202.05	220.61	211.76	171.18	127.30	198.97	254.45	276.63	244.72
Income Quintile 5	215.02	232.70	367.71	238.41	198.18	228.89	215.21	177.96	138.38	189.42	246.04	278.08	247.00

**7.6 Combined Consumer Price Index Numbers by Quintile,
Major Commodity Groups for Selected Cities
May, 2017
(2007-2008=100)**

Cities	General	Food & non-alcoholic Beverages	Alcoholic Beverages, Tobacco	Clothing & footwear	Housing, water, Elec., Gas & other fuels	Furnishing & household equipment maintenance	Health	Transport	Communication	Recreation & culture	Education	Restaurants & hotels	Misc. goods & services
--------	---------	--------------------------------	------------------------------	---------------------	--	--	--------	-----------	---------------	----------------------	-----------	----------------------	------------------------

Income Quintile 1

Rawalpindi	228.39	236.14	420.39	255.25	210.62	233.13	255.40	189.16	105.56	220.64	341.13	282.86	233.25
Islamabad	227.97	233.11	410.08	245.35	177.16	241.39	256.37	190.31	111.33	303.86	770.54	251.69	246.13
Lahore	203.87	226.52	384.15	225.35	150.11	253.14	213.55	167.00	104.55	219.07	277.80	248.90	299.92
Gujranwala	207.18	214.51	437.28	210.67	190.60	241.71	174.98	167.81	111.96	223.04	175.57	244.06	219.33
Sialkot	198.19	208.80	427.28	180.54	177.17	182.86	173.03	186.02	115.82	290.62	219.95	229.52	209.28
Faisalabad	215.62	225.90	389.02	211.99	196.47	198.07	198.07	168.20	127.43	229.19	196.70	261.37	230.30
Multan	208.31	216.39	377.31	208.71	187.61	212.19	179.10	167.62	141.65	223.48	206.06	248.60	226.24
Sargodha	225.90	221.09	404.23	218.05	227.55	257.12	206.07	218.78	111.88	249.75	227.14	348.49	252.15
Bahawalpur	225.39	214.83	403.18	267.62	227.14	222.78	198.80	176.25	176.06	260.66	256.64	224.48	217.46
Karachi	207.47	219.76	406.41	248.53	158.51	241.67	192.43	152.10	117.56	228.05	203.42	286.16	279.95
Hyderabad	199.71	220.48	399.96	202.28	151.87	190.60	196.91	170.31	113.49	193.11	262.75	250.04	226.33
Sukkur	209.83	215.10	389.85	245.46	171.51	210.43	169.72	174.30	167.94	174.18	379.80	332.81	214.94
Larkana	223.10	219.33	378.97	242.69	217.53	234.45	279.57	174.42	126.02	186.45	222.10	312.70	313.21
Peshawar	217.89	220.06	396.86	266.43	180.69	242.60	238.88	194.30	114.72	274.95	310.51	255.54	313.04
Bannu	223.18	223.27	427.46	211.35	231.84	247.76	192.72	167.10	113.87	234.95	203.95	339.15	288.12
Quetta	202.53	206.98	393.41	193.25	194.18	187.09	194.32	207.51	124.60	179.44	224.27	240.37	217.47
Khuzdar	223.33	232.02	457.85	252.85	175.08	250.01	230.02	193.33	131.42	181.26	285.21	469.80	228.18

Income Quintile 2

Rawalpindi	233.96	238.43	419.64	254.48	217.01	233.77	264.04	207.87	108.09	252.84	373.81	284.87	232.74
Islamabad	223.84	234.01	421.21	252.97	174.49	238.17	245.71	171.06	110.41	235.69	646.51	261.02	239.43
Lahore	204.40	227.80	389.98	223.20	152.75	258.41	208.30	159.72	104.22	219.05	289.27	254.43	294.29
Gujranwala	206.50	215.32	443.43	206.85	194.67	234.77	170.23	165.09	112.61	238.49	161.93	258.72	218.24
Sialkot	197.60	208.67	426.29	184.97	181.25	181.65	190.40	173.86	121.63	320.34	216.86	229.77	194.39
Faisalabad	214.14	227.29	390.90	213.75	200.57	203.82	193.69	163.94	120.82	223.93	189.87	251.41	229.49
Multan	208.52	218.86	377.22	207.86	192.64	209.62	179.75	160.66	133.50	230.87	210.38	245.22	223.06
Sargodha	227.56	223.00	397.08	217.21	233.89	258.48	208.57	196.58	105.38	258.05	232.99	343.46	256.64
Bahawalpur	226.15	217.33	403.67	258.67	231.18	229.32	199.07	162.46	175.36	252.58	321.87	228.51	215.81
Karachi	209.09	222.69	403.73	243.34	162.22	233.94	192.67	153.20	121.60	216.39	205.81	286.45	267.21
Hyderabad	200.84	221.49	397.53	203.01	155.80	193.54	195.40	172.34	115.09	185.01	304.35	254.32	228.09
Sukkur	210.01	214.65	378.57	245.34	176.41	205.96	171.38	180.43	166.02	176.39	365.69	326.12	212.86
Larkana	229.45	227.50	377.42	244.11	221.89	228.66	286.83	184.67	133.29	187.81	225.64	314.11	315.32
Peshawar	218.60	221.70	399.87	270.48	185.51	239.10	235.77	184.84	121.84	251.25	288.12	255.80	306.02
Bannu	222.20	222.12	418.96	211.68	230.05	241.22	198.42	161.88	117.00	223.48	262.90	316.39	308.71
Quetta	203.47	209.93	385.00	195.75	198.41	187.52	194.89	182.49	119.60	179.95	211.60	239.69	215.94
Khuzdar	221.76	232.19	446.14	253.47	162.55	265.07	232.12	179.31	136.03	186.94	289.89	461.87	226.85

Contd.

**7.6 Combined Consumer Price Index Numbers by Quintile,
Major Commodity Groups for Selected Cities
May, 2017
(2007-2008=100)**

Cities	General	Food & non-alcoholic Beverages	Alcoholic Bever-ages, Tobacco	Clothing & foot-wear	Housing, water, Elec., Gas & other fuels	Furnishing & household equipment maintenance	Health	Trans-port	Communi-cation	Recreat-ion & culture	Educ-ation	Restau-rants & hotels	Misc. goods & services
--------	---------	--------------------------------	-------------------------------	----------------------	--	--	--------	------------	----------------	-----------------------	------------	-----------------------	------------------------

Income Quintile 3

Rawalpindi	233.78	237.73	408.97	258.05	218.77	234.86	274.80	186.35	112.59	241.93	333.25	288.85	237.19
Islamabad	223.51	235.66	386.17	245.93	169.61	237.93	239.20	175.11	114.60	224.18	772.41	249.63	252.84
Lahore	203.26	229.72	386.34	224.79	143.76	259.60	209.27	158.35	107.30	220.06	266.35	251.32	296.59
Gujranwala	205.17	216.62	439.30	211.07	190.55	228.70	171.73	157.12	117.36	214.72	162.62	244.26	217.71
Sialkot	196.71	209.05	392.54	186.88	177.43	187.73	180.71	161.62	128.72	296.63	205.42	221.46	195.71
Faisalabad	213.35	228.88	381.32	213.39	198.52	203.50	197.40	159.68	121.61	222.96	191.50	241.55	230.13
Multan	207.60	219.57	376.07	206.44	189.59	200.81	181.12	159.68	135.11	221.73	217.53	240.96	221.37
Sargodha	228.08	223.03	395.17	218.68	239.06	259.59	206.94	183.20	110.68	252.10	269.18	364.65	255.76
Bahawalpur	226.84	218.04	410.29	262.19	235.44	230.94	192.50	160.85	175.88	239.67	258.31	224.88	219.07
Karachi	209.62	223.93	406.74	240.06	155.03	228.98	190.71	153.36	123.55	211.36	209.66	286.35	263.32
Hyderabad	198.49	221.62	396.93	204.44	144.95	195.36	192.77	169.99	123.89	190.29	301.95	253.67	230.99
Sukkur	208.29	215.03	376.29	246.67	166.40	209.23	165.89	170.50	164.15	175.96	365.44	318.40	212.43
Larkana	231.01	230.27	362.83	241.41	223.21	228.76	273.45	183.15	133.83	188.52	225.64	309.05	354.72
Peshawar	216.64	221.55	388.24	271.06	180.00	240.22	234.42	190.82	120.62	230.22	296.41	256.03	297.52
Bannu	220.71	223.41	430.46	218.77	231.38	230.54	190.23	155.64	120.45	212.32	210.46	323.02	305.53
Quetta	200.91	209.97	365.47	195.44	195.65	186.23	201.01	168.10	118.98	177.84	212.57	232.59	211.16
Khuzdar	218.93	234.62	433.36	247.95	152.18	257.26	239.25	171.40	139.58	183.95	289.18	450.15	228.91

Income Quintile 4

Rawalpindi	234.14	239.12	402.91	260.83	222.31	240.39	274.90	187.27	115.56	221.22	307.53	289.68	243.04
Islamabad	226.10	236.88	380.85	246.94	175.70	238.57	254.70	177.95	126.14	212.86	698.79	259.74	248.96
Lahore	203.45	231.99	380.35	224.55	157.69	257.02	207.28	154.80	112.05	211.12	264.56	249.14	296.19
Gujranwala	205.34	217.80	422.87	213.69	198.29	214.45	172.56	153.16	123.09	213.65	162.24	246.02	212.08
Sialkot	198.55	211.55	398.88	190.44	189.54	183.58	169.31	162.23	136.31	265.62	203.73	219.90	193.84
Faisalabad	212.46	230.86	382.84	214.21	205.38	203.88	197.01	154.42	123.50	207.93	205.33	243.54	229.92
Multan	208.78	221.10	369.68	208.18	200.63	200.82	177.35	156.57	138.15	211.43	222.40	235.87	225.24
Sargodha	230.72	226.03	388.25	220.46	241.25	270.17	208.99	177.02	116.79	277.60	298.13	361.28	256.16
Bahawalpur	227.41	220.19	405.12	258.91	236.27	228.51	193.36	161.61	175.57	232.10	295.26	221.68	221.89
Karachi	210.12	225.17	406.85	240.35	167.24	238.87	191.13	153.43	127.73	206.55	212.31	286.48	260.90
Hyderabad	199.63	223.51	393.56	204.77	159.78	194.02	193.47	166.14	130.10	189.10	294.05	256.29	233.87
Sukkur	212.00	220.11	361.11	247.28	180.95	210.98	169.63	161.74	164.08	175.16	362.65	318.84	219.32
Larkana	236.29	238.31	328.68	241.01	226.85	230.52	283.44	176.04	141.74	187.34	248.52	310.30	384.49
Peshawar	218.01	224.78	379.22	270.77	189.60	232.01	244.85	184.99	125.46	230.04	281.74	261.11	291.53
Bannu	224.58	226.83	440.97	224.03	229.62	239.32	180.90	159.68	120.72	199.23	210.03	319.75	311.88
Quetta	202.87	210.90	355.02	198.25	202.65	185.01	201.78	170.65	121.79	175.84	221.57	232.44	207.59
Khuzdar	222.29	235.38	446.60	248.31	169.80	270.22	238.95	171.33	145.96	185.32	290.12	439.22	238.84

Contd.

**7.6 Combined Consumer Price Index Numbers by Quintile,
Major Commodity Groups for Selected Cities
May, 2017
(2007-2008=100)**

Cities	General	Food & non-alcoholic Beverages	Alcoholic Beverages, Tobacco	Clothing & footwear	Housing, water, Elec., Gas & other fuels	Furnishing & household equipment maintenance	Health	Transport	Communication	Recreation & culture	Education	Restaurants & hotels	Misc. goods & services
--------	---------	--------------------------------	------------------------------	---------------------	--	--	--------	-----------	---------------	----------------------	-----------	----------------------	------------------------

Income Quintile 5

Rawalpindi	236.20	244.08	360.15	260.58	225.11	240.28	268.45	195.89	127.68	205.64	317.73	290.62	271.67
Islamabad	220.69	240.82	343.67	252.66	175.03	242.82	257.28	199.58	130.89	205.18	458.40	272.76	263.54
Lahore	201.61	238.30	337.60	229.24	158.10	245.74	204.26	167.92	126.89	203.40	252.51	257.29	298.38
Gujranwala	203.35	221.58	386.54	217.02	199.49	191.02	172.19	158.03	138.98	194.43	157.24	241.22	219.93
Sialkot	196.38	213.83	360.14	193.26	189.34	182.15	172.15	166.63	138.05	244.32	195.36	221.65	200.05
Faisalabad	210.17	234.18	353.61	214.41	206.71	209.08	198.87	162.83	130.57	200.15	235.52	234.00	231.13
Multan	207.20	226.46	327.84	208.29	201.94	191.99	179.92	168.50	138.84	206.53	240.91	236.17	224.64
Sargodha	238.76	230.10	396.00	234.69	239.37	373.19	208.82	179.63	125.96	237.60	446.42	378.02	268.94
Bahawalpur	230.76	223.47	337.67	257.37	236.27	236.04	188.45	174.33	176.64	229.29	325.24	225.90	228.74
Karachi	209.73	228.72	383.30	241.66	166.46	326.68	193.12	174.22	139.45	196.97	217.17	286.97	261.93
Hyderabad	197.66	227.31	364.35	208.07	161.04	180.79	189.09	174.49	140.26	178.31	294.89	260.88	236.85
Sukkur	212.37	223.23	332.83	247.59	182.49	207.88	167.74	170.75	164.82	171.82	408.40	320.53	225.32
Larkana	237.05	242.09	310.92	239.81	226.89	234.50	293.98	180.36	146.28	174.76	322.82	310.14	350.12
Peshawar	214.44	227.91	346.01	268.03	188.96	224.15	226.90	197.41	131.95	189.99	273.21	257.58	276.22
Bannu	220.12	224.67	446.54	214.91	229.37	212.23	187.94	143.66	123.84	204.06	301.21	332.02	263.10
Quetta	203.82	214.79	305.62	198.43	205.68	171.15	190.84	172.95	129.25	173.64	221.77	237.17	213.14
Khuzdar	219.48	238.66	352.55	254.13	164.06	263.63	233.84	162.20	155.61	192.10	267.50	459.46	250.11

Aggregate

Rawalpindi	234.74	241.64	383.42	260.05	221.82	239.91	269.97	194.23	123.55	213.58	318.17	289.82	261.97
Islamabad	220.46	239.90	352.49	251.87	173.26	242.48	256.08	198.37	130.10	207.22	470.89	272.23	262.10
Lahore	202.10	233.64	366.63	226.64	155.14	249.33	206.44	164.10	119.76	209.57	258.03	254.62	297.30
Gujranwala	204.98	217.93	419.78	212.87	196.59	209.28	172.22	157.44	127.57	210.68	160.92	243.96	217.41
Sialkot	196.92	211.49	390.64	189.79	185.75	183.31	175.12	165.49	135.00	265.95	201.33	222.38	197.51
Faisalabad	212.38	229.91	378.88	213.76	203.42	206.37	197.15	160.90	126.42	212.69	216.30	243.52	230.37
Multan	207.61	221.88	361.76	207.93	197.27	196.75	179.51	165.36	137.96	212.85	232.64	238.01	224.22
Sargodha	231.12	225.05	394.63	222.15	237.30	304.93	208.15	181.87	117.45	255.01	326.95	365.34	259.57
Bahawalpur	228.04	219.06	388.86	260.32	233.48	232.46	192.84	170.63	176.20	238.38	312.38	225.25	222.42
Karachi	208.90	226.45	394.67	241.42	163.00	303.18	192.29	168.59	135.07	202.21	215.53	286.75	262.40
Hyderabad	198.85	223.55	388.41	205.32	157.76	187.12	192.28	171.64	132.07	184.81	295.40	257.09	233.80
Sukkur	210.76	218.10	362.27	246.67	178.13	208.88	168.81	168.90	164.71	174.40	380.28	321.45	218.25
Larkana	231.64	230.86	355.68	241.86	224.22	231.22	283.66	179.75	137.40	185.09	269.09	311.14	346.72
Peshawar	216.08	224.01	381.12	269.18	187.06	229.45	232.64	194.89	127.87	214.93	277.23	257.61	288.47
Bannu	222.19	224.26	431.96	217.27	229.70	231.20	188.47	153.88	120.31	209.56	244.27	324.11	290.04
Quetta	202.97	211.37	341.21	197.06	201.92	180.59	196.63	172.52	123.95	176.24	219.18	235.32	211.72
Khuzdar	221.72	233.60	438.04	251.32	168.96	260.43	234.62	176.05	139.55	185.25	286.61	456.70	233.64

**7.7 Combined Consumer Price Index Numbers by Income Groups/City
and Commodity Groups for all Centers Covered in CPI
May, 2017
(2007-2008=100)**

Cities	General	Food and non-alcoholic Beverages	Alcoholic Beverages, Tobacco	Clothing and footwear	Housing, water, Elec., Gas and other fuels	Furnishing and household equipment maintenance	Health	Transport	Communication	Recreation and culture	Education	Restaurants and hotels	Misc. goods and services	
Rawalpindi	01	234.74	241.64	383.42	260.05	221.82	239.91	269.97	194.23	123.55	213.58	318.17	289.82	261.97
Islamabad	02	220.46	239.90	352.49	251.87	173.26	242.48	256.08	198.37	130.10	207.22	470.89	272.23	262.10
Attock	03	210.97	222.09	370.07	243.96	161.93	234.94	206.38	187.30	122.24	190.91	341.83	285.69	280.11
Jhelum	04	210.80	222.26	400.15	247.58	187.62	220.97	204.38	174.21	126.28	226.38	250.60	260.77	223.60
Lahore	05	202.10	233.64	366.63	226.64	155.14	249.33	206.44	164.10	119.76	209.57	258.03	254.62	297.30
Sahiwal	06	240.95	236.95	367.42	304.29	232.48	226.58	235.91	175.64	136.98	211.16	372.67	303.59	264.82
Gujranwala	07	204.98	217.93	419.78	212.87	196.59	209.28	172.22	157.44	127.57	210.68	160.92	243.96	217.41
Wazirabad	08	213.33	230.21	440.91	218.02	198.18	204.59	179.90	157.82	128.37	215.26	162.28	250.28	228.75
Sialkot	09	196.92	211.49	390.64	189.79	185.75	183.31	175.12	165.49	135.00	265.95	201.33	222.38	197.51
Faisalabad	10	212.38	229.91	378.88	213.76	203.42	206.37	197.15	160.90	126.42	212.69	216.30	243.52	230.37
Jhang	11	229.71	230.38	386.81	314.33	207.75	241.07	269.19	167.15	138.28	221.18	205.65	283.02	231.36
Multan	12	207.61	221.88	361.76	207.93	197.27	196.75	179.51	165.36	137.96	212.85	232.64	238.01	224.22
Muzaffargarh	13	214.70	230.39	366.61	234.18	186.81	203.02	185.79	162.67	141.48	224.20	198.10	279.36	234.37
D. G. Khan	14	222.55	229.04	384.47	261.15	230.88	223.83	206.66	157.80	122.88	196.33	124.01	249.17	197.98
Vehari	15	212.51	222.68	388.74	224.75	212.51	214.68	173.98	146.21	132.19	216.59	211.95	271.79	250.57
Sargodha	16	231.12	225.05	394.63	222.15	237.30	304.93	208.15	181.87	117.45	255.01	326.95	365.34	259.57
Mianwali	17	244.24	231.26	415.30	193.77	307.44	223.15	202.46	164.04	108.49	257.08	376.61	262.75	263.10
Bahawalpur	18	228.04	219.06	388.86	260.32	233.48	232.46	192.84	170.63	176.20	238.38	312.38	225.25	222.42
Bahawalnagar	19	223.60	226.73	374.35	272.36	218.68	254.74	198.68	149.15	139.57	224.81	250.17	323.61	231.91
R. Y. Khan	20	223.83	230.77	392.96	277.12	208.13	239.26	178.84	168.71	126.14	216.13	322.62	275.03	232.64
Karachi	21	208.90	226.45	394.67	241.42	163.00	303.18	192.29	168.59	135.07	202.21	215.53	286.75	262.40
Hyderabad	22	198.85	223.55	388.41	205.32	157.76	187.12	192.28	171.64	132.07	184.81	295.40	257.09	233.80
Nawabshah	23	248.22	246.98	356.61	292.83	204.74	242.82	235.54	166.59	138.69	164.78	617.44	324.45	421.10
Mirpukhas	24	215.02	231.67	409.22	215.85	185.84	193.29	183.18	168.21	114.88	173.16	305.13	327.66	234.61
Mithi	25	231.39	234.83	415.75	209.53	242.84	186.87	174.30	159.24	112.87	153.16	337.10	296.84	259.84
Sukkur	26	210.76	218.10	362.27	246.67	178.13	208.88	168.81	168.90	164.71	174.40	380.28	321.45	218.25
Larkana	27	231.64	230.86	355.68	241.86	224.22	231.22	283.66	179.75	137.40	185.09	269.09	311.14	346.72
Dadu	28	217.99	241.12	370.94	223.53	177.17	219.41	179.50	168.44	120.09	176.08	452.03	258.52	213.06
Peshawar	29	216.08	224.01	381.12	269.18	187.06	229.45	232.64	194.89	127.87	214.93	277.23	257.61	288.47
Mardan	30	243.89	218.73	391.97	300.03	257.16	226.93	219.96	202.16	125.63	242.96	474.79	275.08	317.63
Abbottabad	31	227.34	232.31	361.28	284.06	169.21	320.34	255.68	216.28	147.40	230.01	298.12	284.89	245.52
Bannu	32	222.19	224.26	431.96	217.27	229.70	231.20	188.47	153.88	120.31	209.56	244.27	324.11	290.04
D. I. Khan	33	215.48	222.71	329.89	209.44	240.57	205.33	196.48	157.42	112.59	167.99	209.86	258.55	219.31
Mingora	34	238.75	226.20	381.01	292.39	208.56	237.98	290.61	199.31	131.18	235.41	362.10	338.63	486.14
Quetta	35	202.97	211.37	341.21	197.06	201.92	180.59	196.63	172.52	123.95	176.24	219.18	235.32	211.72
Turbat	36	231.23	210.42	368.05	204.77	297.36	221.15	204.96	150.55	118.94	146.95	259.80	317.12	247.41
Gawadar	37	214.98	220.74	291.33	212.13	210.62	211.63	222.14	136.62	109.28	119.77	345.01	391.42	244.39
Loralai	38	231.97	231.32	413.64	235.65	250.09	199.84	218.01	164.31	119.75	207.74	219.89	343.29	259.91
Khuzdar	39	221.72	233.60	438.04	251.32	168.96	260.43	234.62	176.05	139.55	185.25	286.61	456.70	233.64
D. M. Jamali	40	223.33	238.32	399.88	210.05	196.10	224.31	215.93	180.95	123.71	160.63	236.66	284.25	221.20

7.8 Index Numbers of Wholesale Prices by Commodity Groups

Year / month	General	Agriculture Forestry & Fishery Product	Others & Minerals electricity gas & water	Food product Beverages & tobacco Textile Apparel & Leather Product	Other transportable Goods	Metal product Machinery & Equipment
--------------	---------	---	---	--	------------------------------	---

(2007-08=100)

2011-12	181.29	185.04	182.74	176.07	194.64	152.55
2012-13	194.61	198.23	211.17	188.39	203.93	159.29
2013-14	158.88	165.52	163.62	156.11	162.99	132.02
2014-15	209.85	220.56	245.47	206.76	197.12	172.72
2015-16	207.64	226.43	244.24	213.58	171.21	171.46
2016 May	208.01	233.26	244.11	215.79	162.49	172.56
Jun	210.88	239.12	244.28	218.71	164.46	172.48
Jul	215.81	253.54	241.43	223.61	164.40	172.94
Aug	215.75	251.53	241.26	225.84	163.50	172.82
Sep	214.61	246.87	241.64	225.26	164.47	172.51
Oct	214.53	247.04	242.01	224.34	165.08	172.38
Nov	214.07	242.47	242.44	225.93	165.19	174.10
Dec	213.76	240.83	242.61	224.74	167.14	174.28
2017 Jan	214.84	240.28	242.43	226.31	170.47	174.43
Feb	215.86	243.57	242.78	226.40	170.89	174.49
Mar	217.29	247.41	242.56	227.09	171.65	175.44
Apr	219.22	254.52	242.28	227.31	171.61	176.25
May	218.78	252.57	241.85	227.51	171.76	176.43

7.9 Index Numbers of Wholesale Prices by Commodities

Year/month	AGRICULTURE FORESTRY & FISHERY										
	Wheat	Maize	Rice	Sorghum/ Jowar	Millet/ Bajra	Vegetables	Fresh Fruits	Dry Fruits	Cotton Seeds	Other oil Seeds	Edible Roots Potatoes
(2007-08=100)											
2011-12	163.44	159.77	149.45	191.12	153.77	211.52	175.48	181.96	189.55	166.98	175.20
2012-13	188.52	174.74	165.42	211.29	177.02	216.66	216.05	181.47	168.92	177.67	162.82
2013-14	227.13	185.28	177.67	279.98	179.06	254.41	226.73	201.66	185.58	178.30	314.12
2014-15	209.29	191.65	172.20	300.13	173.82	255.40	245.60	227.30	208.86	179.03	314.37
2015-16	209.07	194.53	147.58	291.34	192.41	258.45	254.69	245.18	249.16	162.08	152.76
2016 May	199.04	209.33	143.34	286.07	193.10	201.87	282.91	251.32	251.49	165.14	111.80
Jun	202.00	204.06	146.08	283.56	198.98	246.21	305.11	247.44	263.29	170.50	177.50
Jul	204.39	204.55	148.12	277.01	218.25	361.19	307.84	247.50	273.95	171.21	226.53
Aug	204.89	204.55	149.84	268.83	214.70	342.81	257.27	236.23	260.45	171.21	251.32
Sep	205.26	196.67	149.55	264.05	210.05	354.30	248.15	241.88	260.92	170.86	256.45
Oct	209.05	190.54	147.78	258.01	182.73	348.51	248.10	244.62	255.71	174.88	250.44
Nov	211.20	191.32	148.65	242.91	171.85	295.08	202.51	244.77	260.78	177.55	281.67
Dec	212.55	186.79	148.27	236.86	168.85	228.09	209.13	249.28	267.33	182.29	237.47
2017 Jan	214.17	186.37	153.30	236.93	167.74	203.45	221.77	242.90	266.81	189.43	171.38
Feb	215.69	187.42	157.46	235.79	168.08	211.37	230.94	241.74	267.94	181.39	164.46
Mar	215.36	188.80	158.39	252.72	166.48	228.79	266.14	237.76	273.72	181.57	193.76
Apr	208.27	196.14	161.46	237.62	168.81	309.16	302.55	237.07	274.20	182.29	196.74
May	199.84	193.75	164.78	211.32	160.16	244.61	319.44	236.56	277.04	181.57	232.84

Contd.

7.9 Index Numbers of Wholesale Prices by Commodities

Year/month	AGRICULTURE FORESTRY & FISHERY											
	Stimulant & spice crops	Pulses	Sugar crops	Fibre crops	Unmanufactured tobacco	Poultry	Milk from bovine animals	Eggs	Raw animal material / wool	Hides&fur skins wool	Fuel wood in logs	Fishes fresh or chilled
(2007-08=100)												
2011-12	187.89	212.28	273.92	195.07	167.72	186.89	190.29	180.67	134.34	131.07	190.47	144.71
2012-13	184.68	204.81	267.92	193.56	171.49	178.40	213.81	191.02	138.84	139.08	215.48	191.11
2013-14	316.66	186.74	267.92	217.41	186.62	202.88	225.98	200.17	155.22	145.20	238.11	247.73
2014-15	350.96	207.90	277.32	172.23	213.88	193.98	249.87	204.51	173.19	155.20	252.59	270.19
2015-16	269.52	252.23	286.30	170.39	230.07	191.41	255.23	186.82	176.08	153.18	263.90	354.97
2016 May	226.16	280.91	286.34	183	233.06	220.59	258.97	150.3	175.56	151.8	264.77	423.43
Jun	218.56	293.16	286.34	180.3	243.77	203.67	258.97	165.23	174.27	150.46	264.77	445.91
Jul	209.95	313.08	286.34	203.00	251.05	188.40	261.80	185.05	173.89	150.46	264.77	469.80
Aug	209.80	310.10	286.34	213.75	255.93	154.96	262.97	205.04	173.89	150.46	264.77	469.80
Sep	260.56	304.53	286.34	195.33	255.73	160.06	262.97	211.44	173.89	142.47	264.77	453.85
Oct	235.64	309.70	293.89	195.52	260.21	190.04	265.22	196.73	173.89	122.45	264.77	455.08
Nov	216.85	312.67	266.42	197.33	265.84	178.62	267.02	251.78	173.89	122.98	269.14	447.65
Dec	226.70	306.52	268.94	204.48	271.72	160.36	267.02	272.03	175.58	116.10	274.82	447.84
2017 Jan	221.64	294.48	268.94	207.18	274.91	157.27	268.18	257.22	177.44	113.78	277.01	446.03
Feb	224.40	271.33	268.94	216.97	277.88	169.47	266.07	229.04	178.30	105.67	277.01	466.43
Mar	218.25	262.14	268.94	219.67	277.89	217.22	266.07	173.47	177.63	106.49	279.63	466.06
Apr	211.77	266.68	268.94	219.01	279.24	223.38	268.56	169.58	177.28	107.72	279.63	467.04
May	208.56	269.80	268.94	218.63	290.42	205.02	268.56	178.14	176.86	106.42	279.63	466.43

Contd.

7.9 Index Numbers of Wholesale Prices by Commodities

Year/Month	ORES/MINERALS, GAS & ELECT.				FOOD, BEVERAGES, TOBACCO TEXTILE, APPAREL, LEATHER TEXTILE					
	Coal not Agglomerated	Natural Gas liquified	Salt pure sodium chloride	Electrical Energy	Meat of Animals	Vegetables & fruit Juices	Dried Fruits & Nuts	Fruits & Juices	Vegetable Oil Refined	Vegetable Ghee
(2007-08=100)										
2011-12	149.74	193.29	155.69	176.51	214.40	175.93	197.32	155.58	153.33	141.37
2012-13	209.81	197.43	175.78	226.10	228.80	186.93	219.33	158.67	157.94	141.75
2013-14	223.53	203.85	223.53	281.02	238.93	192.48	221.32	166.33	162.31	141.51
2014-15	223.53	202.94	247.76	292.89	257.56	197.17	226.22	172.75	159.75	132.06
2015-16	191.01	207.76	252.31	293.22	267.79	201.97	239.02	177.58	150.41	119.85
2016 May	160.78	208.07	252.31	293.09	271.73	203.24	242.58	179.74	151.60	122.60
Jun	160.78	208.42	252.31	293.09	274.34	208.33	238.46	181.90	151.97	121.87
Jul	152.94	208.30	254.33	288.00	276.90	208.88	239.77	182.12	152.00	120.58
Aug	152.94	207.95	254.33	288.00	277.40	208.88	238.61	182.13	151.32	121.34
Sep	152.94	208.75	254.33	288.00	279.82	209.83	238.61	183.49	151.63	123.32
Oct	152.94	209.52	254.33	288.00	279.82	209.83	240.98	183.53	151.00	123.35
Nov	155.29	210.34	231.97	288.00	279.82	211.47	250.67	184.03	151.24	123.44
Dec	155.29	210.67	235.45	288.00	280.41	214.03	261.81	179.33	152.35	125.82
2017 Jan	155.29	210.29	235.45	288.00	282.02	222.28	264.94	179.58	152.91	126.00
Feb	155.29	210.99	238.53	288.00	279.49	223.21	264.08	179.72	154.12	126.40
Mar	155.29	210.52	240.26	288.00	283.49	223.21	264.08	179.97	154.86	126.57
Apr	155.29	209.92	242.00	288.00	287.03	223.21	263.49	180.42	155.05	126.45
May	155.29	208.89	254.38	288.00	288.83	223.21	267.71	181.68	154.94	126.11

Contd.

7.9 Index Numbers of Wholesale Prices by Commodities

Year/month	FOOD, BEVERAGES, TOBACCO TEXTILE, APPAREL, LEATHER TEXTILE												
	Oil cakes	Processed Liquid Milk	Milk & cream in solid form	Ice cream	Dairy Product N.E.C	Wheat Flour	Other cereal Flour	Sugar Refined	Choco late	Sugar Confectionary	Coffee & Tea	Spices	Other Food Product

(2007-08=100)

2011-12	149.51	182.39	170.43	155.81	184.52	151.98	163.80	229.24	100.35	100.56	192.23	267.98	301.28
2012-13	166.19	207.70	171.54	172.43	207.02	172.24	194.72	201.93	99.19	101.34	203.24	279.84	319.16
2013-14	191.83	211.76	196.23	210.37	220.93	205.78	139.04	206.98	99.19	102.28	215.49	193.08	308.00
2014-15	203.54	243.81	219.96	219.91	239.23	198.20	149.19	217.88	99.19	103.59	192.27	189.96	295.24
2015-16	213.66	248.23	218.49	223.59	246.04	196.65	233.09	237.16	100.75	118.70	242.82	189.17	292.27
2016 May	226.23	248.90	218.99	231.30	248.01	192.67	275.08	241.96	101.06	118.83	232.09	189.79	292.52
Jun	232.54	250.18	219.30	233.72	248.26	192.23	284.71	245.61	101.06	118.83	230.07	190.22	292.52
Jul	235.62	251.20	220.87	238.04	248.53	193.90	309.70	254.89	99.45	118.83	230.02	190.20	293.85
Aug	235.25	252.73	221.01	238.04	248.53	193.41	309.22	267.60	99.45	118.83	230.46	190.20	293.85
Sep	231.01	257.57	221.24	238.04	248.76	192.40	299.87	269.18	99.45	118.83	230.56	190.12	293.85
Oct	226.38	257.57	220.59	238.04	249.21	194.90	307.94	262.43	99.45	128.15	230.56	190.17	293.85
Nov	227.22	257.57	220.54	238.04	252.52	196.86	327.54	272.80	99.45	128.15	232.40	190.38	293.85
Dec	229.61	257.57	218.90	238.04	252.95	196.85	328.97	235.83	100.00	128.44	240.04	190.44	293.85
2017 Jan	230.47	257.57	219.07	238.04	254.27	197.36	318.36	244.78	100.00	128.44	241.34	190.41	293.85
Feb	225.71	257.27	219.31	238.04	254.42	197.50	269.57	235.50	100.00	128.44	244.86	190.46	293.85
Mar	226.58	262.24	218.15	245.21	254.42	197.79	250.54	223.81	100.00	128.44	254.52	190.42	293.85
Apr	229.75	262.24	218.15	245.21	254.71	194.97	242.58	221.44	100.00	128.44	256.18	190.30	293.85
May	227.54	264.31	218.36	261.28	255.13	191.32	252.55	214.13	100.00	128.44	264.11	189.72	294.51

Contd.

7.9 Index number of wholesale prices by commodities

Year/month	FOOD, BEVERAGES, TOBACCO TEXTILE, APPAREL, LEATHER TEXTILE									
	Mineral Water	Beverages	Tobacco Product	Cotton Yarn	Nylon Yarn	Blended Yarn	Woven Fabrics	Cotton Fabrics	Other Fabrics	Silk & Reyon Fabrics
(2007-08=100)										
2011-12	163.62	133.28	175.62	196.06	190.80	194.74	163.54	167.42	154.74	139.06
2012-13	168.78	137.45	208.80	208.38	181.46	193.63	196.76	175.90	166.96	152.04
2013-14	182.07	151.87	246.42	213.03	178.22	198.57	222.82	189.15	182.16	161.87
2014-15	186.75	170.90	296.01	180.86	157.07	189.75	247.06	199.86	207.66	177.39
2015-16	190.57	172.11	378.88	173.44	147.60	180.47	270.86	203.54	218.26	187.05
2016 May	194.37	172.44	390.01	175.29	147.08	176.75	279.42	208.84	222.36	190.96
Jun	195.81	172.44	435.03	175.50	147.08	176.75	279.69	209.07	222.56	191.10
Jul	196.22	172.44	435.03	197.57	147.08	177.11	279.69	208.84	222.36	190.96
Aug	196.22	172.44	435.03	204.03	147.08	177.65	279.69	209.09	224.29	190.96
Sep	197.57	172.44	435.03	194.81	147.08	179.64	279.69	209.09	224.29	190.96
Oct	197.57	172.33	435.03	191.17	143.99	179.64	286.46	209.09	224.29	190.96
Nov	197.57	172.33	435.03	191.63	143.99	179.94	286.46	209.09	224.94	191.76
Dec	198.57	172.33	435.03	194.35	143.99	180.58	310.72	209.34	224.40	189.21
2017 Jan	198.57	172.33	445.85	196.95	143.99	180.91	310.72	209.34	224.40	188.10
Feb	198.57	172.33	445.85	203.06	143.99	181.06	310.72	209.30	224.40	186.55
Mar	198.57	172.33	445.85	203.06	143.99	182.33	310.72	209.30	224.40	186.55
Apr	198.57	172.33	445.85	203.06	143.99	182.78	310.72	209.95	224.40	186.55
May	198.57	172.03	445.85	203.16	143.99	182.28	316.28	211.60	227.16	188.89

Contd.

7.9 Index number of wholesale prices by commodities

Year / month	FOOD, BEVERAGES, TOBACCO TEXTILE, APPAREL, LEATHER TEXTILE										
	Towels	Blankets	Bedsheet	Quilt	Woolen Carpets	Synthetic Carpets	Hosiery Product	Ready made Garments	Leather without Hairs	Other Leather N.E.C	Foot wears
(2007-08=100)											
2011-12	181.78	150.59	165.52	144.49	105.11	147.81	155.38	125.21	109.08	120.09	110.49
2012-13	202.34	179.22	201.81	150.78	106.55	116.43	176.65	137.23	111.60	130.47	134.42
2013-14	231.49	205.36	230.69	166.21	110.96	115.50	191.70	156.73	168.48	288.58	134.22
2014-15	257.45	230.50	249.94	187.32	130.72	124.64	212.44	184.42	215.90	221.91	134.22
2015-16	267.20	241.24	256.29	198.19	155.16	128.26	222.15	193.88	220.42	206.93	137.54
2016 May	267.20	243.93	256.29	198.00	181.55	129.25	222.52	194.45	221.97	207.31	141.36
Jun	267.20	243.93	256.29	195.68	181.55	129.25	222.52	199.39	221.97	207.31	142.43
Jul	267.20	243.93	256.29	198.00	181.55	129.25	222.52	199.61	221.97	207.31	143.05
Aug	267.20	243.93	256.29	198.00	181.55	129.25	224.73	200.66	221.97	207.31	143.97
Sep	267.20	243.93	256.29	198.00	196.43	129.25	224.11	200.55	221.97	207.31	143.97
Oct	267.20	247.38	257.96	199.16	196.43	129.25	225.43	200.44	221.97	207.31	145.51
Nov	271.17	247.52	257.96	203.79	196.43	129.25	241.05	200.44	229.40	207.31	145.51
Dec	271.17	247.52	257.96	203.79	196.43	129.25	241.83	201.70	226.61	207.31	145.51
2017 Jan	271.17	247.52	256.07	203.79	196.43	129.25	241.83	199.15	221.97	207.31	145.51
Feb	276.14	247.38	256.07	203.79	196.43	129.25	241.83	199.15	221.97	207.31	145.51
Mar	276.14	247.52	256.07	203.79	196.43	130.95	241.83	196.08	221.97	207.31	145.51
Apr	276.14	247.52	256.07	203.79	196.43	130.95	241.83	197.19	221.97	207.31	145.51
May	276.14	247.52	256.87	203.79	196.43	130.95	243.31	197.19	221.97	207.31	145.51

Contd.

7.9 Index number of wholesale prices by commodities

Year/month	OTHER TRANSPORTABLE GOODS												
	Timber	Printing Paper	Hard Board	Coke	Motor Sprit	Diesel Oil	Kerosine Oil	Furnace Oil	Mobile Oil	Chemicals	Dying Materials	Fertilizers	Pesticides
(2007-08=100)													
2011-12	139.00	127.83	150.70	159.41	155.00	240.05	241.84	200.78	173.18	144.52	105.67	258.65	164.20
2012-13	149.51	158.66	193.63	163.45	168.70	257.74	260.42	177.08	183.78	154.14	105.42	261.38	195.99
2013-14	170.36	169.84	220.14	163.45	184.99	271.23	283.49	176.90	194.20	171.90	115.91	266.33	227.17
2014-15	195.72	167.58	218.10	163.45	147.81	214.81	228.04	132.51	201.20	196.13	145.04	272.04	281.42
2015-16	214.44	163.34	199.14	163.45	120.71	157.60	137.91	70.22	198.20	184.23	146.55	267.53	310.85
2016 May	220.36	161.82	197.92	163.45	108.54	136.30	115.11	62.54	196.00	178.78	146.55	256.25	312.37
Jun	220.36	166.34	212.50	163.45	108.54	136.30	115.11	76.28	196.00	178.23	146.55	250.41	312.37
Jul	220.36	165.84	212.50	163.45	108.54	144.34	115.11	80.24	196.00	178.21	146.55	227.23	312.37
Aug	220.36	164.90	197.92	163.45	108.54	144.34	115.11	75.95	196.00	177.26	146.55	226.26	308.79
Sep	220.36	164.90	197.92	163.45	108.54	144.34	115.11	80.68	196.00	177.38	146.55	224.61	308.79
Oct	224.68	164.90	197.92	163.45	108.54	144.34	115.11	85.40	195.35	177.41	146.55	221.56	308.79
Nov	224.68	164.90	197.92	163.45	108.54	144.34	115.11	92.32	195.35	175.41	146.55	216.35	308.75
Dec	225.41	165.63	220.83	163.45	111.92	147.31	115.11	96.87	196.91	175.83	146.55	215.07	304.43
2017 Jan	225.41	165.63	220.83	163.45	115.01	149.57	115.49	108.68	196.91	177.81	146.55	215.39	304.43
Feb	225.41	165.63	220.83	163.45	120.40	153.09	115.11	105.61	196.91	170.99	146.55	215.96	304.43
Mar	226.13	165.63	220.83	163.45	123.29	155.81	117.12	104.67	196.91	170.99	146.55	216.49	304.43
Apr	231.53	173.54	220.83	163.45	124.98	156.91	117.12	98.59	200.49	170.99	146.55	218.31	304.43
May	231.53	165.63	220.83	163.45	124.98	156.91	117.12	99.91	201.29	173.01	146.55	218.85	304.43

Contd.

7.9 Index number of wholesale prices by commodities

Year / month	OTHER TRANSPORTABLE GOODS												
	Insecti- cides	Paints & Varnishes	Medicines	Soaps & Detergent	Auto Tyers	Plastic Products	Glass Sheets	Other Glass Articles	Ceramics & Sanitary	Bricks Blocks & Tiles	Cement	Bed Foams	Matches
(2007-08=100)													
2011-12	125.90	187.97	117.18	151.04	171.17	179.77	168.41	206.10	136.90	165.89	162.19	126.38	118.84
2012-13	120.85	237.85	138.59	167.01	180.56	193.02	192.56	199.82	158.32	176.20	185.77	141.29	132.57
2013-14	143.37	260.43	139.76	180.26	185.96	201.16	207.04	212.10	182.46	193.91	203.42	148.32	143.20
2014-15	160.37	285.05	144.94	178.53	190.42	216.58	220.72	234.52	213.29	206.14	208.01	154.60	146.44
2015-16	135.83	295.05	151.50	176.76	188.83	228.68	231.30	247.70	226.84	215.66	206.72	161.34	162.62
2016 May	134.92	295.36	161.67	183.12	181.25	227.58	231.30	254.36	230.06	220.40	205.35	167.67	162.62
Jun	135.64	295.36	162.48	184.58	181.25	228.35	231.30	281.73	231.59	218.86	208.51	167.67	162.62
Jul	137.30	295.36	162.62	185.10	181.25	228.35	233.11	299.07	231.59	218.73	211.95	158.83	162.62
Aug	137.12	295.36	162.78	185.30	181.25	228.35	247.94	299.07	233.48	218.86	211.14	158.83	162.62
Sep	135.58	295.36	168.09	186.25	181.25	228.35	247.94	299.07	233.48	218.21	213.44	160.50	162.62
Oct	135.58	295.36	168.17	187.54	181.83	228.35	282.43	299.07	233.48	218.83	212.72	160.50	162.62
Nov	135.98	295.36	168.53	187.81	177.38	225.73	283.21	299.07	234.18	219.15	212.63	164.33	162.62
Dec	138.00	296.43	168.57	190.20	176.87	225.73	297.20	305.47	234.18	219.02	213.07	167.17	162.62
2017 Jan	141.62	296.43	173.72	190.99	176.87	225.73	297.20	306.37	234.18	219.28	217.11	168.33	165.53
Feb	143.12	296.43	173.83	191.29	177.07	225.73	297.20	307.95	234.18	219.99	218.23	167.17	165.53
Mar	143.92	294.51	174.85	191.21	177.07	225.88	298.97	312.91	233.92	220.98	216.71	170.83	165.53
Apr	142.02	294.51	174.00	191.21	177.07	225.88	298.97	317.24	233.92	220.73	216.55	170.00	171.36
May	141.71	294.51	174.00	191.14	177.07	225.88	298.97	317.24	233.92	220.73	214.78	170.00	171.36

Contd.

7.9 Index number of wholesale prices by commodities

Year/month	METAL PRODUCT MACHINERY & EQUIPMENT									
	Pig Iron	Steel Bars & Sheets	Pipe Fittings	Steel Products	Engine & Motors	Vacuum Pumps	Air Conditioners	Cultivators	Chuff Cutter	Tractors
(2007-08=100)										
2011-12	128.97	133.06	140.66	152.22	109.07	115.39	165.34	184.47	131.97	177.34
2012-13	128.97	134.92	143.38	162.79	109.07	115.39	174.17	187.71	140.67	161.96
2013-14	128.97	140.15	163.38	169.47	109.07	115.39	180.79	215.46	146.36	188.81
2014-15	128.97	144.81	189.28	173.11	109.07	115.39	195.28	224.52	149.20	214.54
2015-16	128.97	128.59	193.28	175.40	109.14	115.24	200.41	219.76	149.20	207.71
2016 May	128.97	127.17	193.63	176.99	109.24	114.95	201.18	219.76	149.20	205.43
Jun	128.97	125.30	193.63	176.99	109.24	114.95	201.18	219.76	149.20	205.43
Jul	128.97	124.34	193.63	176.99	109.24	114.95	201.18	219.76	149.20	203.68
Aug	128.97	122.74	193.63	176.99	109.24	114.95	201.18	219.76	149.20	203.68
Sep	128.97	120.46	193.63	176.99	109.24	114.95	201.18	219.76	149.20	203.68
Oct	128.97	120.20	193.63	177.06	109.24	114.95	201.18	190.66	149.20	201.75
Nov	128.97	126.37	193.63	177.38	128.30	133.32	201.18	190.66	153.46	201.75
Dec	128.97	127.05	203.49	177.38	116.98	123.69	199.33	190.66	153.46	201.75
2017 Jan	128.97	129.19	214.33	177.41	116.98	123.69	200.10	190.66	153.46	201.75
Feb	128.97	129.50	214.33	177.41	116.98	123.69	200.10	190.66	153.46	201.75
Mar	128.97	133.96	215.29	177.48	116.98	123.69	200.10	190.66	153.46	201.75
Apr	128.97	134.87	215.29	177.56	116.98	123.69	200.10	190.66	153.46	201.75
May	128.97	135.13	215.66	177.56	116.98	123.69	200.10	190.66	153.46	201.75

Contd.

7.9 Index number of wholesale prices by commodities

Year / month	METAL PRODUCT MACHINERY & EQUIPMENT								
	Lathe Machine	Concrete Mixer	Refrige Wash & Sew mach Iron	Electrical Wires	Lighting Equip-ments	Radio & Television	Motor Vehicles	Motor Cycles	Bicycles
(2007-08=100)									
2011-12	147.58	138.83	162.92	160.69	141.05	130.71	155.07	122.52	166.65
2012-13	147.68	138.83	167.54	160.01	147.57	127.52	170.90	125.06	177.20
2013-14	186.40	138.83	188.44	173.65	163.03	126.49	179.74	125.61	181.58
2014-15	208.81	138.83	197.51	186.83	166.63	126.49	182.92	127.07	184.24
2015-16	208.81	138.83	199.91	194.12	167.74	127.36	184.05	125.89	185.97
2016 May	208.81	138.83	201.77	195.19	169.52	129.97	185.25	125.89	187.65
Jun	208.81	138.83	201.88	195.19	170.34	133.46	185.25	125.89	187.65
Jul	208.81	138.83	204.01	195.19	172.03	135.55	185.25	125.89	187.65
Aug	214.81	138.83	204.03	195.19	172.03	140.42	185.25	125.89	187.65
Sep	221.65	138.83	204.03	195.19	172.03	140.42	191.39	125.89	187.65
Oct	241.06	138.83	204.00	195.19	171.92	140.42	191.39	125.89	187.65
Nov	241.06	138.83	204.01	200.83	172.50	140.42	191.39	125.89	188.81
Dec	241.06	138.83	207.15	204.51	172.50	140.42	191.39	125.89	187.65
2017 Jan	241.06	138.83	207.15	204.51	170.73	140.42	191.39	125.89	187.65
Feb	241.06	138.83	207.15	204.51	170.73	140.42	191.39	125.89	187.65
Mar	241.06	138.83	208.84	204.51	170.73	140.42	191.39	125.89	187.65
Apr	241.06	138.83	213.78	204.51	170.73	140.42	191.39	125.89	187.65
May	241.06	138.83	214.75	204.51	170.73	140.42	191.39	125.89	187.65

7.10 Intercity Wholesale Prices of Selected Commodities

Group/Commodity/Item Specification	Unit	City	Prices (Rs.)			% Change in May, 2017 Over	
			May,2017	Apr.,2017	May,2016	Apr., 2017	May, 2016
1. Agriculture Forestry & Fishery							
001. Wheat							
0111201. WHEAT AVG. QLTY.	100 KG.	LAH	3143.50	3462.50	3262.50	-9.21	-3.65
		FAS	3187.50	3250.00	3187.50	-1.92	0.00
		RAW	3375.00	3550.00	3375.00	-4.93	0.00
		MUL	3075.00	3112.50	3000.00	-1.20	2.50
		GUJ	3100.00	3400.00	3150.00	-8.82	-1.59
		SAH	3031.25	3031.25	3062.50	0.00	-1.02
		SAR	3050.00	3300.00	2975.00	-7.58	2.52
		SKT	3250.00	3600.00	3400.00	-9.72	-4.41
		BPR	2937.50	3087.50	3025.00	-4.86	-2.89
		GJT	3175.00	3375.00	3150.00	-5.93	0.79
		KSR	3112.50	3437.50	3137.50	-9.45	-0.80
		KAR	3400.00	3600.00	3500.00	-5.56	-2.86
		HYD	3025.00	3030.00	3100.00	-0.17	-2.42
		SKR	3125.00	3125.00	3125.00	0.00	0.00
		LRK	3125.00	3125.00	3000.00	0.00	4.17
		MPK	2875.00	2875.00	2900.00	0.00	-0.86
		NWB	3200.00	3200.00	2825.00	0.00	13.27
		PSH	3100.00	3200.00	3000.00	-3.13	3.33
		BNU	3262.50	3300.00	3135.00	-1.14	4.07
002. Maize							
0112201. MAIZE AVG. QLTY.	40 KG.	LAH	875.00	875.00	1125.00	0.00	-22.22
		FAS	950.00	900.00	1350.00	5.56	-29.63
		RAW	1187.50	1187.50	1187.50	0.00	0.00
		SAR	1500.00	1600.00	1450.00	-6.25	3.45
		KSR	875.00	875.00	1125.00	0.00	-22.22
		KAR	1380.00	1380.00	1560.00	0.00	-11.54
		HYD	1010.00	1000.00	1150.00	1.00	-12.17
		PSH	1280.00	1387.00	1160.00	-7.71	10.34
		BNU	1400.00	1400.00	1400.00	0.00	0.00
		QTA	1480.00	1480.00	1390.00	0.00	6.47
003. Rice							
0113201. RICE BASMATI SUP. QLTY.	40 KG.	LAH	3825.00	3825.00	3462.50	0.00	10.47
		FAS	3900.00	3500.00	2700.00	11.43	44.44
		RAW	5050.00	4950.00	4562.50	2.02	10.68
		MUL	3750.00	3750.00	2900.00	0.00	29.31
		GUJ	4200.00	4150.00	2650.00	1.20	58.49
		SKT	4000.00	3600.00	2640.00	11.11	51.52
		KAR	5000.00	5000.00	3960.00	0.00	26.26
		HYD	4300.00	4050.00	3850.00	6.17	11.69
		MPK	4400.00	4200.00	3600.00	4.76	22.22
		PSH	4200.00	4300.00	3350.00	-2.33	25.37
		MNG	3350.00	3350.00	3000.00	0.00	11.67
		QTA	4800.00	5200.00	4400.00	-7.69	9.09
0113202. RICE BASMATI BROKEN AVG. QLTY.	40 KG.	LAH	2150.00	2040.00	1820.00	5.39	18.13
		RAW	3050.00	2950.00	2725.00	3.39	11.93
		GUJ	1900.00	1900.00	1900.00	0.00	0.00
		SAH	2520.00	2520.00	1625.00	0.00	55.08
		SKT	1800.00	1800.00	1600.00	0.00	12.50
		BPR	2250.00	2000.00	1750.00	12.50	28.57
		GJT	2000.00	1800.00	1800.00	11.11	11.11
		KSR	2137.50	2050.00	1925.00	4.27	11.04
		KAR	2620.00	2300.00	1950.00	13.91	34.36
		HYD	2150.00	2075.00	1825.00	3.61	17.81
		SKR	2000.00	2000.00	2000.00	0.00	0.00
		LRK	2560.00	2400.00	2400.00	6.67	6.67

Contd.

7.10 Intercity Wholesale Prices of Selected Commodities

Group/Commodity/Item Specification	Unit	City	Prices (Rs.)			% Change in May, 2017 Over	
			May,2017	Apr.,2017	May,2016	Apr., 2017	May, 2016
		MPK	2000.00	2000.00	1360.00	0.00	47.06
		PSH	2300.00	2300.00	1650.00	0.00	39.39
		BNU	1650.00	1650.00	1650.00	0.00	0.00
		QTA	2800.00	2400.00	2200.00	16.67	27.27
0113203. RICE IRRI-9 PUNJAB	40 KG.	LAH	1862.50	1862.50	1700.00	0.00	9.56
		FAS	1840.00	1650.00	1400.00	11.52	31.43
		RAW	2150.00	2150.00	2125.00	0.00	1.18
		SAR	2000.00	2000.00	1675.00	0.00	19.40
		SKT	1600.00	1600.00	1600.00	0.00	0.00
		QTA	1600.00	1600.00	1360.00	0.00	17.65
0113204. RICE IRRI-6 SINDH	40 KG.	KAR	1340.00	1320.00	1320.00	1.52	1.52
		HYD	1525.00	1525.00	1425.00	0.00	7.02
		SKR	1440.00	1440.00	1440.00	0.00	0.00
		LRK	1360.00	1360.00	1080.00	0.00	25.93
		NWB	1800.00	1800.00	1800.00	0.00	0.00
		PSH	1710.00	1710.00	1325.00	0.00	29.06
		QTA	1440.00	1440.00	1200.00	0.00	20.00
004. Sorghum / Jowar							
0114201. JOWAR AVG. QLTY.	40 KG.	LAH	1425.00	1425.00	1650.00	0.00	-13.64
		FAS	955.00	955.00	1475.00	0.00	-35.25
		SAR	1575.00	1600.00	1800.00	-1.56	-12.50
		GJT	1150.00	1240.00	1900.00	-7.26	-39.47
		KAR	1420.00	1420.00	1540.00	0.00	-7.79
		HYD	950.00	1000.00	1300.00	-5.00	-26.92
		PSH	920.00	1800.00	1700.00	-48.89	-45.88
005. Millet / Bajra							
0118201. BAJRA AVG. QLTY.	40 KG.	LAH	1075.00	1075.00	1225.00	0.00	-12.24
		FAS	940.00	915.00	1175.00	2.73	-20.00
		SAR	1225.00	1250.00	1275.00	-2.00	-3.92
		GJT	1000.00	1000.00	1250.00	0.00	-20.00
		KAR	1080.00	1320.00	1300.00	-18.18	-16.92
		HYD	940.00	1030.00	1200.00	-8.74	-21.67
		PSH	960.00	1020.00	1280.00	-5.88	-25.00
006. Vegetables							
0122201. CUCUMBER (KHEERA) AVG. QLTY.	100 KG.	LAH	2050.00	1950.00	1650.00	5.13	24.24
		FAS	2500.00	1500.00	1300.00	66.67	92.31
		RAW	1875.00	1875.00	1550.00	0.00	20.97
		MUL	3250.00	1500.00	1300.00	116.67	150.00
		GUJ	2200.00	2000.00	1450.00	10.00	51.72
		SAR	2250.00	2450.00	1325.00	-8.16	69.81
		SKT	3100.00	2500.00	2000.00	24.00	55.00
		KAR	1900.00	1300.00	900.00	46.15	111.11
		HYD	3500.00	2500.00	1800.00	40.00	94.44
		SKR	3000.00	1800.00	1800.00	66.67	66.67
		PSH	2400.00	2400.00	1200.00	0.00	100.00
		BNU	2000.00	2000.00	2000.00	0.00	0.00
		QTA	2600.00	2600.00	1600.00	0.00	62.50
0122401. TOMATOES AVG. QLTY.	40 KG.	LAH	850.00	1650.00	425.00	-48.48	100.00
		FAS	900.00	2200.00	850.00	-59.09	5.88
		RAW	1225.00	2175.00	825.00	-43.68	48.48
		MUL	570.00	1700.00	1400.00	-66.47	-59.29
		GUJ	950.00	1650.00	560.00	-42.42	69.64
		SAH	760.00	2400.00	813.75	-68.33	-6.61
		SAR	1240.00	1845.00	690.00	-32.79	79.71
		SKT	1200.00	2000.00	640.00	-40.00	87.50
		BPR	680.00	2200.00	380.00	-69.09	78.95

Contd.

7.10 Intercity Wholesale Prices of Selected Commodities

Group/Commodity/Item Specification	Unit	City	Prices (Rs.)			% Change in May, 2017 Over	
			May,2017	Apr.,2017	May,2016	Apr., 2017	May, 2016
0124201. GARLIC	40 KG.	GJT	925.00	1800.00	560.00	-48.61	65.18
		KAR	520.00	800.00	340.00	-35.00	52.94
		HYD	1100.00	1450.00	850.00	-24.14	29.41
		SKR	1000.00	1600.00	240.00	-37.50	316.67
		LRK	500.00	2000.00	400.00	-75.00	25.00
		MPK	760.00	900.00	600.00	-15.56	26.67
		PSH	1600.00	2000.00	650.00	-20.00	146.15
		BNU	1000.00	1200.00	800.00	-16.67	25.00
		MNG	1000.00	1500.00	740.00	-33.33	35.14
		QTA	1080.00	2280.00	480.00	-52.63	125.00
		LAH	5650.00	6500.00	6100.00	-13.08	-7.38
		FAS	4075.00	4850.00	3750.00	-15.98	8.67
		RAW	7500.00	7500.00	7475.00	0.00	0.33
		SAR	7425.00	9850.00	7225.00	-24.62	2.77
		SKT	8800.00	8800.00	6400.00	0.00	37.50
0124301. ONIONS DRY AVG. QLTY.	40 KG.	GJT	8000.00	9550.00	7000.00	-16.23	14.29
		KAR	2900.00	4400.00	5000.00	-34.09	-42.00
		HYD	6000.00	6500.00	5000.00	-7.69	20.00
		SKR	5500.00	5800.00	4800.00	-5.17	14.58
		PSH	7750.00	7200.00	4100.00	7.64	89.02
		MNG	6000.00	3200.00	4000.00	87.50	50.00
		QTA	8000.00	11200.00	6800.00	-28.57	17.65
		LAH	810.00	890.00	825.00	-8.99	-1.82
		FAS	900.00	960.00	850.00	-6.25	5.88
		RAW	1140.00	1177.50	975.00	-3.18	16.92
		MUL	600.00	900.00	800.00	-33.33	-25.00
		GUJ	800.00	1000.00	1000.00	-20.00	-20.00
		SAH	715.00	915.00	1025.00	-21.86	-30.24
		SAR	810.00	935.00	1090.00	-13.37	-25.69
		SKT	880.00	1200.00	1200.00	-26.67	-26.67
BPR	680.00	1060.00	760.00	-35.85	-10.53		
0124902. LADY FINGER AVG. QLTY.	100 KG.	GJT	925.00	1000.00	1000.00	-7.50	-7.50
		KSR	825.00	910.00	775.00	-9.34	6.45
		KAR	680.00	760.00	760.00	-10.53	-10.53
		HYD	520.00	550.00	625.00	-5.45	-16.80
		SKR	400.00	880.00	480.00	-54.55	-16.67
		LRK	1050.00	1050.00	1120.00	0.00	-6.25
		MPK	600.00	700.00	625.00	-14.29	-4.00
		NWB	800.00	800.00	1075.00	0.00	-25.58
		PSH	800.00	1120.00	1125.00	-28.57	-28.89
		BNU	800.00	1200.00	1200.00	-33.33	-33.33
		MNG	755.00	755.00	1000.00	0.00	-24.50
		QTA	600.00	800.00	1000.00	-25.00	-40.00
		LAH	4650.00	0.00	4100.00	-----	13.41
		FAS	4500.00	0.00	2750.00	-----	63.64
		RAW	4250.00	0.00	4050.00	-----	4.94
MUL	4100.00	0.00	3300.00	-----	24.24		
SKT	6500.00	0.00	6000.00	-----	8.33		
KAR	3250.00	0.00	2100.00	-----	54.76		
SKR	2000.00	0.00	1500.00	-----	33.33		
PSH	7200.00	0.00	4250.00	-----	69.41		
BNU	6000.00	0.00	5000.00	-----	20.00		
0124903. TINDA AVG. QLTY.	100 KG.	QTA	7200.00	0.00	4600.00	-----	56.52
		LAH	4100.00	15250.00	2100.00	-73.11	95.24
		FAS	3500.00	14950.00	3250.00	-76.59	7.69
		RAW	3750.00	3950.00	3150.00	-5.06	19.05
MUL	3100.00	17000.00	3500.00	-81.76	-11.43		

Contd.

7.10 Intercity Wholesale Prices of Selected Commodities

Group/Commodity/Item Specification	Unit	City	Prices (Rs.)			% Change in May, 2017 Over	
			May,2017	Apr.,2017	May,2016	Apr., 2017	May, 2016
		SKT	6000.00	19000.00	5500.00	-68.42	9.09
		KAR	5250.00	7500.00	1550.00	-30.00	238.71
		SKR	3200.00	0.00	2000.00	-----	60.00
		MPK	2750.00	8500.00	2750.00	-67.65	0.00
		PSH	2000.00	2600.00	2500.00	-23.08	-20.00
		MNG	1868.75	1857.50	1900.00	0.61	-1.64
0124904. BRINJAL AVG. QLTY.	100 KG.	LAH	2050.00	0.00	1650.00	-----	24.24
		FAS	1800.00	0.00	1100.00	-----	63.64
		MUL	2700.00	0.00	2250.00	-----	20.00
		SAR	1725.00	0.00	3350.00	-----	-48.51
		SKT	3000.00	0.00	3000.00	-----	0.00
		KAR	1300.00	0.00	1250.00	-----	4.00
		SKR	1500.00	0.00	1600.00	-----	-6.25
		MPK	1650.00	0.00	1550.00	-----	6.45
		PSH	3000.00	0.00	2000.00	-----	50.00
		BNU	2500.00	0.00	1500.00	-----	66.67
		QTA	2600.00	0.00	2200.00	-----	18.18
0124905. BOTTLE GOURD (LOKI)	100 KG.	LAH	2050.00	6550.00	2100.00	-68.70	-2.38
		FAS	1300.00	2500.00	900.00	-48.00	44.44
		RAW	3550.00	4525.00	2450.00	-21.55	44.90
		KAR	2100.00	2100.00	1450.00	0.00	44.83
		HYD	3000.00	5500.00	2000.00	-45.45	50.00
		SKR	2000.00	3000.00	800.00	-33.33	150.00
		PSH	2400.00	4000.00	2000.00	-40.00	20.00
		BNU	3000.00	3000.00	2500.00	0.00	20.00
0124906. KARELLA	100 KG.	LAH	5100.00	0.00	2100.00	-----	142.86
		FAS	5000.00	0.00	1900.00	-----	163.16
		RAW	3950.00	0.00	2275.00	-----	73.63
		SAR	3625.00	0.00	1675.00	-----	116.42
		KAR	2750.00	0.00	1550.00	-----	77.42
		HYD	2800.00	0.00	2000.00	-----	40.00
		SKR	1500.00	0.00	1000.00	-----	50.00
		PSH	4400.00	0.00	4000.00	-----	10.00
		BNU	5000.00	0.00	4000.00	-----	25.00
007. Fresh Fruits							
0131201. BANANA AVG. QLTY.	DOZ.	LAH	87.50	77.50	57.50	12.90	52.17
		FAS	52.50	45.00	55.00	16.67	-4.55
		RAW	95.00	105.00	78.75	-9.52	20.63
		MUL	72.50	85.00	65.00	-14.71	11.54
		GUJ	75.00	70.00	70.00	7.14	7.14
		SKT	80.00	75.00	70.00	6.67	14.29
		BPR	60.00	50.00	60.00	20.00	0.00
		GJT	70.00	62.50	70.00	12.00	0.00
		KAR	42.50	42.50	34.00	0.00	25.00
		HYD	60.00	60.00	60.00	0.00	0.00
		SKR	60.00	50.00	60.00	20.00	0.00
		MPK	37.50	32.50	16.50	15.38	127.27
		PSH	75.00	65.00	47.50	15.38	57.89
		MNG	60.00	75.00	100.00	-20.00	-40.00
0131601. MANGOES SINDHRI AVG. QLTY.	40 KG.	KAR	3600.00	0.00	3200.00	-----	12.50
0131602. MANGOES LANGRA AVG. QLTY.	40 KG.	GJT	2400.00	0.00	3100.00	-----	-22.58
		KAR	2700.00	0.00	1900.00	-----	42.11
0131603. MANGOES CHONSA AVG. QLTY.	40 KG.	GJT	2400.00	0.00	2500.00	-----	-4.00
0131701. PAPAYA (PAPETA)	40 KG.	LAH	3650.00	3250.00	3850.00	12.31	-5.19
		KAR	1500.00	1500.00	1560.00	0.00	-3.85
		HYD	2000.00	1600.00	2400.00	25.00	-16.67
		MPK	1600.00	1600.00	2250.00	0.00	-28.89

Contd.

7.10 Intercity Wholesale Prices of Selected Commodities

Group/Commodity/Item Specification	Unit	City	Prices (Rs.)			% Change in May, 2017 Over		
			May,2017	Apr.,2017	May,2016	Apr., 2017	May, 2016	
0134401. STRAWBURY	40 KG.	LAH	4900.00	3650.00	2850.00	34.25	71.93	
		RAW	5950.00	5750.00	4650.00	3.48	27.96	
		KAR	5700.00	5700.00	4600.00	0.00	23.91	
		SKR	4200.00	4200.00	2000.00	0.00	110.00	
0135101. APPLE AVG. QLTY.	40 KG.	LAH	5250.00	4850.00	3225.00	8.25	62.79	
		RAW	2475.00	2325.00	2625.00	6.45	-5.71	
		MUL	6650.00	2900.00	3600.00	129.31	84.72	
		KAR	3500.00	2640.00	2500.00	32.58	40.00	
		HYD	4800.00	4800.00	2500.00	0.00	92.00	
		SKR	3200.00	3000.00	2800.00	6.67	14.29	
		PSH	4200.00	4200.00	2500.00	0.00	68.00	
0135102. APPLE SUP. QLTY.	40 KG.	MNG	3855.00	4000.00	3600.00	-3.63	7.08	
		LAH	7650.00	6850.00	5100.00	11.68	50.00	
		RAW	7650.00	7150.00	6350.00	6.99	20.47	
		GJT	5600.00	5600.00	4900.00	0.00	14.29	
		KAR	6400.00	4900.00	4200.00	30.61	52.38	
0136101. WATER MELON	40 KG.	PSH	6000.00	6000.00	3100.00	0.00	93.55	
		MNG	5342.50	5712.50	4800.00	-6.48	11.30	
		LAH	660.00	950.00	425.00	-30.53	55.29	
		FAS	500.00	540.00	500.00	-7.41	0.00	
		RAW	875.00	1475.00	675.00	-40.68	29.63	
		MUL	850.00	950.00	650.00	-10.53	30.77	
		KSR	610.00	925.00	300.00	-34.05	103.33	
		KAR	680.00	640.00	440.00	6.25	54.55	
		HYD	800.00	800.00	775.00	0.00	3.23	
		SKR	400.00	800.00	380.00	-50.00	5.26	
0136102. MUSK MELON (SARDA/GARMA)	40 KG.	PSH	800.00	1000.00	1200.00	-20.00	-33.33	
		QTA	800.00	960.00	740.00	-16.67	8.11	
		LAH	1412.50	1575.00	1250.00	-10.32	13.00	
		RAW	1975.00	1850.00	1475.00	6.76	33.90	
		SKT	1800.00	2200.00	1600.00	-18.18	12.50	
		KAR	800.00	800.00	740.00	0.00	8.11	
0136103. SWEET MELON (KHURBOZA)	40 KG.	PSH	2000.00	1685.00	1200.00	18.69	66.67	
		LAH	2050.00	2050.00	1825.00	0.00	12.33	
		RAW	4250.00	2175.00	4050.00	95.40	4.94	
		KAR	1800.00	1100.00	840.00	63.64	114.29	
008. Dry Fruits	40 KG.	HYD	3600.00	2200.00	2400.00	63.64	50.00	
		0138101. ALMOND KAGZI(IN SHELL)AVG. QLTY.	LAH	21400.00	21400.00	21800.00	0.00	-1.83
			RAW	19400.00	19400.00	16250.00	0.00	19.38
			MUL	22250.00	23200.00	23000.00	-4.09	-3.26
			KAR	26000.00	26000.00	26500.00	0.00	-1.89
			HYD	26000.00	25000.00	22000.00	4.00	18.18
			MPK	24000.00	24000.00	27500.00	0.00	-12.73
			PSH	23000.00	22200.00	21000.00	3.60	9.52
			MNG	21600.00	21600.00	22000.00	0.00	-1.82
		0138401. CHHOARA (DRY DATES) AVG. QLTY.	QTA	20000.00	20000.00	20000.00	0.00	0.00
			LAH	3825.00	3825.00	3825.00	0.00	0.00
			FAS	2250.00	2250.00	3100.00	0.00	-27.42
			RAW	3750.00	3750.00	3950.00	0.00	-5.06
			MUL	3700.00	3700.00	4600.00	0.00	-19.57
			KAR	5400.00	5400.00	5100.00	0.00	5.88
			HYD	2900.00	2900.00	3200.00	0.00	-9.38
MPK	1600.00		1600.00	2800.00	0.00	-42.86		
PSH	2400.00	2400.00	3900.00	0.00	-38.46			
BNU	3700.00	3700.00	3700.00	0.00	0.00			

Contd.

7.10 Intercity Wholesale Prices of Selected Commodities

Group/Commodity/Item Specification	Unit	City	Prices (Rs.)			% Change in May, 2017 Over	
			May,2017	Apr.,2017	May,2016	Apr., 2017	May, 2016
0138501. PISTACHIO(WITHOUT SHELL)AVG. QLTY	40 KG.	LAH	80500.00	80500.00	81500.00	0.00	-1.23
		RAW	70250.00	70250.00	72500.00	0.00	-3.10
		MUL	70100.00	68100.00	71500.00	2.94	-1.96
		KAR	102000.00	102000.00	95000.00	0.00	7.37
		HYD	80000.00	80000.00	85000.00	0.00	-5.88
		SKR	82000.00	82000.00	83500.00	0.00	-1.80
		PSH	72000.00	72000.00	75000.00	0.00	-4.00
		QTA	58000.00	58000.00	58000.00	0.00	0.00
0138901. COCONUT DRY AVG. QLTY.	40 KG.	LAH	9550.00	9550.00	9100.00	0.00	4.95
		MUL	8700.00	9100.00	7750.00	-4.40	12.26
		GJT	9800.00	9800.00	7000.00	0.00	40.00
		KAR	9700.00	10600.00	8200.00	-8.49	18.29
		HYD	9200.00	9800.00	8350.00	-6.12	10.18
		SKR	9600.00	9600.00	9600.00	0.00	0.00
		MPK	10000.00	9500.00	8500.00	5.26	17.65
		PSH	10400.00	10400.00	8000.00	0.00	30.00
		MNG	10000.00	10000.00	8400.00	0.00	19.05
		009. Cotton Seeds					
0143101. COTTON SEEDS	40 KG.	FAS	1700.00	1700.00	1750.00	0.00	-2.86
		MUL	1400.00	1400.00	1450.00	0.00	-3.45
		SAH	1763.00	1763.00	1375.00	0.00	28.22
		SAR	2200.00	2050.00	1725.00	7.32	27.54
		SKT	2000.00	2000.00	1700.00	0.00	17.65
		KSR	1675.00	1675.00	1425.00	0.00	17.54
		KAR	2280.00	2280.00	2845.00	0.00	-19.86
		HYD	1600.00	1600.00	1000.00	0.00	60.00
010. Other Oil Seeds							
0144201. MUSTARD SEEDS	40 KG.	FAS	2400.00	2400.00	2250.00	0.00	6.67
		MUL	2300.00	2300.00	2125.00	0.00	8.24
		SAH	2350.00	2350.00	2125.00	0.00	10.59
		BPR	2450.00	2450.00	2350.00	0.00	4.26
		KSR	2750.00	2750.00	2750.00	0.00	0.00
		KAR	2520.00	2520.00	2520.00	0.00	0.00
		HYD	2300.00	2350.00	2200.00	-2.13	4.55
		MPK	2250.00	2300.00	2100.00	-2.17	7.14
		NWB	2100.00	2100.00	1500.00	0.00	40.00
		PSH	4000.00	4000.00	3200.00	0.00	25.00
011. Edible Roots / Potatoes							
0151001. POTATOES WHITE AVG. QLTY.	40 KG.	KAR	760.00	700.00	380.00	8.57	100.00
		HYD	1100.00	735.00	330.00	49.66	233.33
		SKR	700.00	640.00	320.00	9.38	118.75
		MPK	850.00	600.00	400.00	41.67	112.50
		QTA	720.00	920.00	445.00	-21.74	61.80
0151002. POTATOES RED AVG. QLTY.	40 KG.	LAH	965.00	840.00	410.00	14.88	135.37
		FAS	1200.00	800.00	440.00	50.00	172.73
		RAW	1175.00	862.50	590.00	36.23	99.15
		MUL	1120.00	850.00	640.00	31.76	75.00
		GUJ	1100.00	750.00	550.00	46.67	100.00
		SAH	750.00	750.00	395.00	0.00	89.87
		SAR	930.00	920.00	360.00	1.09	158.33
		SKT	1200.00	900.00	600.00	33.33	100.00
		BPR	920.00	840.00	500.00	9.52	84.00
		PSH	1200.00	960.00	680.00	25.00	76.47
MNG	850.00	850.00	640.00	0.00	32.81		
012. Stimulant & Spice Crops							
0165201. RED CHILLIES DRY(WHOLE)	40 KG.	LAH	6100.00	6550.00	9550.00	-6.87	-36.13
		FAS	5350.00	5100.00	7700.00	4.90	-30.52

Contd.

7.10 Intercity Wholesale Prices of Selected Commodities

Group/Commodity/Item Specification	Unit	City	Prices (Rs.)			% Change in May, 2017 Over	
			May,2017	Apr.,2017	May,2016	Apr., 2017	May, 2016
		RAW	7850.00	7850.00	9250.00	0.00	-15.14
		MUL	4400.00	3500.00	7250.00	25.71	-39.31
		KAR	7600.00	8040.00	8200.00	-5.47	-7.32
		HYD	6200.00	6000.00	8000.00	3.33	-22.50
		MPK	5650.00	5250.00	7750.00	7.62	-27.10
		PSH	7600.00	8000.00	8000.00	-5.00	-5.00
		QTA	12000.00	11600.00	11600.00	3.45	3.45
0165401. CUMINSEED WHITE 50 G.PKT.NAT.	EACH	LAH	50.50	50.50	49.50	0.00	2.02
		FAS	48.70	48.70	48.28	0.00	0.87
		RAW	64.00	64.00	46.00	0.00	39.13
		MUL	47.50	49.07	48.25	-3.20	-1.55
		KAR	50.00	50.00	50.00	0.00	0.00
		HYD	52.00	52.00	52.00	0.00	0.00
		MPK	40.45	40.45	40.45	0.00	0.00
		PSH	51.00	51.00	51.00	0.00	0.00
		MNG	50.00	50.00	45.00	0.00	11.11
		QTA	46.00	46.00	46.00	0.00	0.00
0165402. CARDAMOM LARGE	40 KG.	LAH	64000.00	64000.00	108000.00	0.00	-40.74
		RAW	62500.00	69750.00	76500.00	-10.39	-18.30
		MUL	57000.00	60000.00	99000.00	-5.00	-42.42
		KAR	84000.00	84000.00	111000.00	0.00	-24.32
		HYD	60000.00	65000.00	76000.00	-7.69	-21.05
		MPK	72000.00	72000.00	105000.00	0.00	-31.43
		PSH	88000.00	88000.00	64000.00	0.00	37.50
		QTA	108000.00	108000.00	104000.00	0.00	3.85
0165403. CARDAMOM SMALL	KG.	LAH	1525.00	1425.00	1225.00	7.02	24.49
		RAW	1725.00	1675.00	1325.00	2.99	30.19
		MUL	1455.00	1250.00	900.00	16.40	61.67
		KAR	1550.00	1550.00	1375.00	0.00	12.73
		HYD	1450.00	1450.00	1350.00	0.00	7.41
		MPK	1300.00	1250.00	1000.00	4.00	30.00
		PSH	1200.00	1200.00	1250.00	0.00	-4.00
		QTA	925.00	925.00	925.00	0.00	0.00
0165501. CINNAMON	40 KG.	RAW	9350.00	9350.00	9250.00	0.00	1.08
		MUL	9300.00	9300.00	9250.00	0.00	0.54
		KAR	10600.00	10300.00	8900.00	2.91	19.10
		PSH	10000.00	10000.00	8600.00	0.00	16.28
		QTA	14600.00	14600.00	5100.00	0.00	186.27
0165701. GINGER GREEN	40 KG.	LAH	2875.00	2875.00	2450.00	0.00	17.35
		FAS	2300.00	2200.00	2750.00	4.55	-16.36
		RAW	3225.00	3225.00	3350.00	0.00	-3.73
		SAR	3690.00	3535.00	3550.00	4.38	3.94
		SKT	3200.00	3200.00	5700.00	0.00	-43.86
		KAR	2480.00	2700.00	2200.00	-8.15	12.73
		HYD	4000.00	4000.00	3200.00	0.00	25.00
		SKR	2800.00	2800.00	3600.00	0.00	-22.22
		PSH	3600.00	3600.00	5200.00	0.00	-30.77
		MNG	3600.00	4000.00	4000.00	-10.00	-10.00
		QTA	7600.00	8200.00	7600.00	-7.32	0.00
013. Pulses							
0170101. KIDNEY BEANS DRY WHOLE (LOBIA)	40 KG.	LAH	4675.00	4675.00	5075.00	0.00	-7.88
		RAW	4350.00	4350.00	4750.00	0.00	-8.42
		MUL	4550.00	4550.00	4250.00	0.00	7.06
		KSR	4500.00	4500.00	5000.00	0.00	-10.00
		KAR	4900.00	4900.00	4300.00	0.00	13.95
		HYD	4000.00	4150.00	3400.00	-3.61	17.65
		PSH	5500.00	5500.00	3700.00	0.00	48.65

Contd.

7.10 Intercity Wholesale Prices of Selected Commodities

Group/Commodity/Item Specification	Unit	City	Prices (Rs.)			% Change in May, 2017 Over	
			May,2017	Apr.,2017	May,2016	Apr., 2017	May, 2016
0170401. MASOOR WHOLE AVG. QLTY.	100 KG.	BNU	3900.00	3900.00	4500.00	0.00	-13.33
		QTA	5600.00	5600.00	5600.00	0.00	0.00
		LAH	8550.00	8550.00	11900.00	0.00	-28.15
		FAS	6625.00	6562.50	10250.00	0.95	-35.37
		RAW	11000.00	11250.00	13650.00	-2.22	-19.41
		MUL	6375.00	6250.00	11250.00	2.00	-43.33
		SAR	6525.00	6525.00	11750.00	0.00	-44.47
		SKT	9000.00	9000.00	12300.00	0.00	-26.83
		BPR	8400.00	8400.00	11750.00	0.00	-28.51
		GJT	10000.00	10000.00	11750.00	0.00	-14.89
		KSR	8450.00	8450.00	12250.00	0.00	-31.02
		KAR	6700.00	7750.00	11100.00	-13.55	-39.64
		HYD	6200.00	6200.00	11000.00	0.00	-43.64
		SKR	8000.00	7500.00	12000.00	6.67	-33.33
0170402. MASOOR SPLIT AVG. QLTY.	100 KG.	LRK	8500.00	7000.00	11000.00	21.43	-22.73
		MPK	8500.00	8500.00	11200.00	0.00	-24.11
		PSH	7000.00	7000.00	12000.00	0.00	-41.67
		QTA	11200.00	11200.00	15000.00	0.00	-25.33
		LAH	10750.00	10750.00	13650.00	0.00	-21.25
		FAS	7375.00	7125.00	11750.00	3.51	-37.23
		RAW	11550.00	12100.00	14475.00	-4.55	-20.21
		MUL	6875.00	6750.00	12562.50	1.85	-45.27
		SAR	8200.00	9050.00	13100.00	-9.39	-37.40
		SKT	11000.00	10600.00	13000.00	3.77	-15.38
		BPR	8600.00	8600.00	13250.00	0.00	-35.09
		GJT	12000.00	12000.00	14000.00	0.00	-14.29
		KAR	7350.00	7900.00	12900.00	-6.96	-43.02
		HYD	7000.00	7450.00	12000.00	-6.04	-41.67
0170901. GRAM WHOLE YELLOW AVG. QLTY.	100 KG.	SKR	8500.00	8000.00	14000.00	6.25	-39.29
		LRK	9000.00	7500.00	12200.00	20.00	-26.23
		MPK	9000.00	9000.00	13700.00	0.00	-34.31
		PSH	8000.00	8000.00	13000.00	0.00	-38.46
		QTA	11600.00	11600.00	15600.00	0.00	-25.64
		LAH	14250.00	14250.00	10000.00	0.00	42.50
		FAS	13625.00	12875.00	9250.00	5.83	47.30
		RAW	18175.00	18175.00	9900.00	0.00	83.59
		MUL	16750.00	17275.00	13750.00	-3.04	21.82
		SAR	12525.00	12525.00	12250.00	0.00	2.24
		BPR	18250.00	18250.00	16250.00	0.00	12.31
		GJT	15250.00	15250.00	14000.00	0.00	8.93
		KAR	13500.00	13500.00	14250.00	0.00	-5.26
		HYD	14500.00	14500.00	13000.00	0.00	11.54
0170902. GRAM SPLIT AVG. QLTY.	100 KG.	SKR	15000.00	15000.00	11000.00	0.00	36.36
		MPK	19000.00	19000.00	15500.00	0.00	22.58
		PSH	19000.00	19000.00	13800.00	0.00	37.68
		BNU	13000.00	13500.00	9000.00	-3.70	44.44
		QTA	18000.00	16000.00	14500.00	12.50	24.14
		LAH	10050.00	9550.00	11900.00	5.24	-15.55
		FAS	10125.00	10125.00	9750.00	0.00	3.85
		RAW	11800.00	11800.00	13375.00	0.00	-11.78
		MUL	10250.00	10062.50	11750.00	1.86	-12.77
		GUJ	11000.00	9900.00	13000.00	11.11	-15.38
		SAR	10200.00	10500.00	12100.00	-2.86	-15.70
		SKT	11000.00	11000.00	11500.00	0.00	-4.35
		BPR	11550.00	11150.00	12900.00	3.59	-10.47
		GJT	10625.00	9750.00	12000.00	8.97	-11.46
KAR	10650.00	9900.00	12750.00	7.58	-16.47		

Contd.

7.10 Intercity Wholesale Prices of Selected Commodities

Group/Commodity/Item Specification	Unit	City	Prices (Rs.)			% Change in May, 2017 Over		
			May,2017	Apr.,2017	May,2016	Apr., 2017	May, 2016	
0170903. MASH WHOLE AVG. QLTY.	100 KG.	HYD	11000.00	11000.00	12400.00	0.00	-11.29	
		SKR	10000.00	10000.00	13000.00	0.00	-23.08	
		MPK	12000.00	11000.00	11300.00	9.09	6.19	
		PSH	10800.00	10800.00	12750.00	0.00	-15.29	
		BNU	12000.00	13000.00	11500.00	-7.69	4.35	
		QTA	14600.00	13600.00	15000.00	7.35	-2.67	
		LAH	16250.00	16250.00	24250.00	0.00	-32.99	
		FAS	13000.00	13250.00	17000.00	-1.89	-23.53	
		RAW	15450.00	15450.00	23225.00	0.00	-33.48	
		MUL	12375.00	12625.00	18250.00	-1.98	-32.19	
		SKT	14500.00	14500.00	21500.00	0.00	-32.56	
		KSR	13750.00	13750.00	24625.00	0.00	-44.16	
0170904. MASH SPLIT AVG. QLTY.	100 KG.	KAR	13100.00	13500.00	22500.00	-2.96	-41.78	
		LAH	17250.00	17250.00	25650.00	0.00	-32.75	
		FAS	16500.00	15875.00	19000.00	3.94	-13.16	
		RAW	16600.00	16600.00	24900.00	0.00	-33.33	
		MUL	15250.00	14250.00	22875.00	7.02	-33.33	
		SKT	16500.00	16500.00	23000.00	0.00	-28.26	
		KSR	16250.00	16250.00	25750.00	0.00	-36.89	
		KAR	13900.00	12250.00	23900.00	13.47	-41.84	
		HYD	14400.00	14350.00	22500.00	0.35	-36.00	
		SKR	15500.00	15500.00	23000.00	0.00	-32.61	
		MPK	14000.00	14000.00	24500.00	0.00	-42.86	
		PSH	16000.00	16000.00	26400.00	0.00	-39.39	
0170905. MOONG WHOLE AVG. QLTY.	100 KG.	MNG	13000.00	13000.00	23000.00	0.00	-43.48	
		QTA	18600.00	18600.00	27400.00	0.00	-32.12	
		LAH	10250.00	10250.00	13600.00	0.00	-24.63	
		FAS	7625.00	8500.00	9750.00	-10.29	-21.79	
		RAW	10250.00	10250.00	14900.00	0.00	-31.21	
		MUL	7625.00	7625.00	10625.00	0.00	-28.24	
		SKT	8500.00	8500.00	13500.00	0.00	-37.04	
		GJT	8800.00	8800.00	11000.00	0.00	-20.00	
		KSR	8250.00	8250.00	13250.00	0.00	-37.74	
		KAR	9900.00	10500.00	12900.00	-5.71	-23.26	
		SKR	10000.00	10000.00	13500.00	0.00	-25.93	
		PSH	9750.00	9750.00	11800.00	0.00	-17.37	
0170906. MOONG SPLIT AVG. QLTY.	100 KG.	MNG	10000.00	9000.00	11200.00	11.11	-10.71	
		QTA	15000.00	13000.00	17400.00	15.38	-13.79	
		LAH	9550.00	9950.00	14250.00	-4.02	-32.98	
		FAS	8250.00	8125.00	11250.00	1.54	-26.67	
		RAW	10750.00	10750.00	15050.00	0.00	-28.57	
		MUL	8625.00	8375.00	12375.00	2.99	-30.30	
		SKT	10500.00	10500.00	14400.00	0.00	-27.08	
		GJT	9600.00	9600.00	12000.00	0.00	-20.00	
		KAR	9150.00	9750.00	14100.00	-6.15	-35.11	
		HYD	9700.00	9350.00	12400.00	3.74	-21.77	
		SKR	11000.00	11000.00	14500.00	0.00	-24.14	
		MPK	11500.00	11500.00	14800.00	0.00	-22.30	
014. Sugar Crops	40 KG.	PSH	8650.00	8650.00	12000.00	0.00	-27.92	
		MNG	8400.00	8400.00	12800.00	0.00	-34.38	
		QTA	14000.00	12600.00	17000.00	11.11	-17.65	
		0180206. SUGAR CANE (OPEN MARKET)	FAS	172.50	172.50	175.00	0.00	-1.43
		HYD	182.00	182.00	182.00	0.00	0.00	
		PSH	180.00	180.00	212.10	0.00	-15.13	
015. Fibre Crops	40 KG.	KAR	7352.00	7365.50	6133.25	-0.18	19.87	

Contd.

7.10 Intercity Wholesale Prices of Selected Commodities

Group/Commodity/Item Specification	Unit	City	Prices (Rs.)			% Change in May, 2017 Over			
			May,2017	Apr.,2017	May,2016	Apr., 2017	May, 2016		
0192201. JUTE BAGS LOCAL	100	LAH	11550.00	11550.00	12250.00	0.00	-5.71		
		FAS	12000.00	12000.00	9000.00	0.00	33.33		
		KAR	12900.00	12900.00	12450.00	0.00	3.61		
		PSH	11000.00	11000.00	9500.00	0.00	15.79		
016. Unmanufactured Tobacco									
0197001. TOBACCO SIND KARO	40 KG.	SAR	6300.00	6250.00	5850.00	0.80	7.69		
		SKR	4000.00	4000.00	2200.00	0.00	81.82		
		LRK	3400.00	3200.00	2500.00	6.25	36.00		
0197002. TOBACCO DESI(MITHA)	40 KG.	LAH	7850.00	7850.00	6500.00	0.00	20.77		
		SAR	7750.00	7750.00	7350.00	0.00	5.44		
		HYD	5800.00	4200.00	5200.00	38.10	11.54		
0197003. TOBACCO SUFAID PATHA	40 KG.	QTA	3000.00	2800.00	2800.00	7.14	7.14		
		MUL	7100.00	7100.00	7100.00	0.00	0.00		
		SAR	6450.00	6450.00	6300.00	0.00	2.38		
0197004. TOBACCO HUKKA TWISTED	40 KG.	KAR	4900.00	4900.00	2830.00	0.00	73.14		
		HYD	4700.00	4700.00	5600.00	0.00	-16.07		
		QTA	5600.00	5415.00	5415.00	3.42	3.42		
0197005. TOBACCO HUKKA PREPARED	40 KG.	LAH	6850.00	6850.00	5450.00	0.00	25.69		
		RAW	3025.00	3025.00	2625.00	0.00	15.24		
		MUL	4550.00	4550.00	4700.00	0.00	-3.19		
0197005. TOBACCO HUKKA PREPARED	40 KG.	KSR	6750.00	6750.00	5450.00	0.00	23.85		
		HYD	4800.00	4800.00	5500.00	0.00	-12.73		
		SKR	9500.00	8000.00	8000.00	18.75	18.75		
0197005. TOBACCO HUKKA PREPARED	40 KG.	QTA	3200.00	2970.00	2970.00	7.74	7.74		
		LAH	5450.00	5450.00	3850.00	0.00	41.56		
		RAW	1625.00	1625.00	1525.00	0.00	6.56		
0197005. TOBACCO HUKKA PREPARED	40 KG.	MUL	1500.00	1500.00	1500.00	0.00	0.00		
		KSR	5350.00	5350.00	3700.00	0.00	44.59		
		LRK	2500.00	2000.00	1500.00	25.00	66.67		
0197005. TOBACCO HUKKA PREPARED	40 KG.	QTA	1800.00	1530.00	1530.00	17.65	17.65		
		017. Poultry							
		0215101. CHICKEN FARM(LIVE)	1 KG.	LAH	137.00	151.00	152.50	-9.27	-10.16
FAS	135.00			152.50	152.00	-11.48	-11.18		
RAW	132.50			145.50	151.00	-8.93	-12.25		
MUL	155.00			155.00	153.00	0.00	1.31		
GUJ	146.00			148.00	156.00	-1.35	-6.41		
SKT	145.00			160.00	158.00	-9.38	-8.23		
BPR	140.00			152.50	144.50	-8.20	-3.11		
KAR	175.00			190.00	189.00	-7.89	-7.41		
HYD	160.00			170.00	180.00	-5.88	-11.11		
SKR	155.00			190.00	170.00	-18.42	-8.82		
MPK	176.00			176.00	154.00	0.00	14.29		
PSH	152.00			163.00	172.00	-6.75	-11.63		
MNG	169.00			184.50	187.00	-8.40	-9.63		
QTA	150.00			180.00	170.00	-16.67	-11.76		
018. Raw Milk from Bovine Animals									
0221101. FRESH MILK	40 LTR.	LAH	2627.50	2627.50	3000.00	0.00	-12.42		
		FAS	2600.00	2600.00	2600.00	0.00	0.00		
		RAW	3387.50	3387.50	3337.50	0.00	1.50		
		MUL	2650.00	2650.00	2450.00	0.00	8.16		
		SAH	2400.00	2400.00	2000.00	0.00	20.00		
		SKT	2600.00	2600.00	2600.00	0.00	0.00		
		KSR	2225.00	2225.00	2225.00	0.00	0.00		
		KAR	3200.00	3200.00	3000.00	0.00	6.67		
		HYD	2960.00	2960.00	2800.00	0.00	5.71		
		SKR	3000.00	3000.00	2800.00	0.00	7.14		
		MPK	2600.00	2600.00	2600.00	0.00	0.00		

Contd.

7.10 Intercity Wholesale Prices of Selected Commodities

Group/Commodity/Item Specification	Unit	City	Prices (Rs.)			% Change in May, 2017 Over	
			May,2017	Apr.,2017	May,2016	Apr., 2017	May, 2016
		PSH	2400.00	2400.00	2450.00	0.00	-2.04
		BNU	2800.00	2800.00	2800.00	0.00	0.00
		QTA	3400.00	3400.00	2800.00	0.00	21.43
019. Eggs							
0231001. EGGS FARM CRATE OF 30 DOZ.	EACH	LAH	2550.00	2280.00	1950.00	11.84	30.77
		FAS	2400.00	2340.00	1920.00	2.56	25.00
		RAW	2440.00	2270.00	1990.00	7.49	22.61
		MUL	2225.00	2075.00	1775.00	7.23	25.35
		GUJ	2460.00	2280.00	2010.00	7.89	22.39
		SKT	2400.00	2100.00	2000.00	14.29	20.00
		BPR	2280.00	2220.00	1800.00	2.70	26.67
		KAR	2250.00	2250.00	2025.00	0.00	11.11
		HYD	2300.00	2175.00	2025.00	5.75	13.58
		SKR	2500.00	2100.00	1800.00	19.05	38.89
		MPK	2040.00	2100.00	1740.00	-2.86	17.24
		PSH	2200.00	2200.00	2070.00	0.00	6.28
		MNG	2550.00	2400.00	2070.00	6.25	23.19
		QTA	2800.00	3000.00	3000.00	-6.67	-6.67
020. Raw Animal Materials / Wool							
0294201. WOOL PAK. SUPERIOR WHITE	40 KG.	LAH	1575.00	1575.00	1575.00	0.00	0.00
		MUL	1550.00	1550.00	1900.00	0.00	-18.42
		KAR	7200.00	7200.00	4350.00	0.00	65.52
		BNU	2500.00	2500.00	2500.00	0.00	0.00
0294202. WOOL PAK. SUPERIOR YELLOW	40 KG.	LAH	1375.00	1375.00	1375.00	0.00	0.00
		MUL	750.00	750.00	1150.00	0.00	-34.78
		KAR	4300.00	4300.00	4300.00	0.00	0.00
		BNU	2250.00	2250.00	2250.00	0.00	0.00
0294203. WOOL PAK MEDIUM WHITE	40 KG.	LAH	1300.00	1300.00	1300.00	0.00	0.00
		MUL	1450.00	1450.00	1700.00	0.00	-14.71
		KAR	3600.00	3600.00	3600.00	0.00	0.00
		BNU	2100.00	2100.00	2100.00	0.00	0.00
0294204. WOOL PAK.MEDIUM YELLOW	40 KG.	LAH	1175.00	1175.00	1175.00	0.00	0.00
		MUL	625.00	625.00	950.00	0.00	-34.21
		KAR	3275.00	3275.00	3275.00	0.00	0.00
		BNU	1850.00	1850.00	1850.00	0.00	0.00
0294205. WOOL COLOURED LIGHT	40 KG.	LAH	925.00	925.00	925.00	0.00	0.00
		MUL	475.00	475.00	650.00	0.00	-26.92
		KAR	2700.00	2700.00	2700.00	0.00	0.00
		BNU	1600.00	1600.00	1600.00	0.00	0.00
0294206. WOOL COLOURED DARK	40 KG.	LAH	825.00	825.00	825.00	0.00	0.00
		MUL	250.00	325.00	375.00	-23.08	-33.33
		KAR	2500.00	2500.00	2500.00	0.00	0.00
		BNU	1500.00	1500.00	1500.00	0.00	0.00
021. Hides & Fur Skins, Raw							
0295101. HIDES WET SALTED COW MEDIUM	EACH	LAH	1475.00	1475.00	2800.00	0.00	-47.32
		RAW	1525.00	1525.00	2150.00	0.00	-29.07
		MUL	1550.00	1850.00	1650.00	-16.22	-6.06
		SKT	1750.00	1750.00	2250.00	0.00	-22.22
		KSR	1475.00	1475.00	2800.00	0.00	-47.32
		KAR	3200.00	3200.00	4000.00	0.00	-20.00
		HYD	2500.00	2500.00	3000.00	0.00	-16.67
		BNU	1000.00	1000.00	1700.00	0.00	-41.18
		QTA	2500.00	2500.00	3500.00	0.00	-28.57
0295102. HIDES WET SALTED BUFFALO MEDIUM	EACH	LAH	1275.00	1275.00	2450.00	0.00	-47.96
		RAW	1525.00	1525.00	2150.00	0.00	-29.07
		MUL	2050.00	2050.00	2250.00	0.00	-8.89
		SKT	2000.00	2000.00	2250.00	0.00	-11.11

Contd.

7.10 Intercity Wholesale Prices of Selected Commodities

Group/Commodity/Item Specification	Unit	City	Prices (Rs.)			% Change in May, 2017 Over	
			May,2017	Apr.,2017	May,2016	Apr., 2017	May, 2016
		KSR	1175.00	1175.00	2400.00	0.00	-51.04
		KAR	2000.00	2000.00	2700.00	0.00	-25.93
		HYD	1800.00	1800.00	1850.00	0.00	-2.70
		BNU	1200.00	1200.00	1900.00	0.00	-36.84
		QTA	2400.00	2400.00	2400.00	0.00	0.00
0295103. HIDES WET SALTED CALF MEDIUM	EACH	LAH	675.00	675.00	2000.00	0.00	-66.25
		RAW	1250.00	1250.00	1750.00	0.00	-28.57
		MUL	1050.00	1250.00	1050.00	-16.00	0.00
		SKT	500.00	500.00	600.00	0.00	-16.67
		KSR	575.00	575.00	2000.00	0.00	-71.25
		KAR	3000.00	3000.00	3900.00	0.00	-23.08
		HYD	2050.00	2050.00	2050.00	0.00	0.00
		BNU	500.00	500.00	900.00	0.00	-44.44
		QTA	1800.00	1800.00	2300.00	0.00	-21.74
0295301. SHEEP SKIN MEDIUM	100	RAW	22500.00	22500.00	25500.00	0.00	-11.76
		MUL	11500.00	11500.00	15000.00	0.00	-23.33
		KSR	13500.00	13500.00	22000.00	0.00	-38.64
		KAR	31000.00	31000.00	42500.00	0.00	-27.06
		HYD	10000.00	10000.00	20500.00	0.00	-51.22
		PSH	10000.00	10000.00	15000.00	0.00	-33.33
		QTA	30000.00	30000.00	50000.00	0.00	-40.00
0295302. SHEEP SKIN LARGE	100	LAH	19500.00	19500.00	39000.00	0.00	-50.00
		RAW	25500.00	25500.00	31500.00	0.00	-19.05
		MUL	19500.00	19500.00	24500.00	0.00	-20.41
		KSR	17500.00	17500.00	30500.00	0.00	-42.62
		KAR	46500.00	46500.00	55500.00	0.00	-16.22
		HYD	15000.00	15000.00	31500.00	0.00	-52.38
		PSH	15000.00	15000.00	20000.00	0.00	-25.00
		QTA	35000.00	35000.00	55000.00	0.00	-36.36
0295401. GOAT SKIN LARGE	100	LAH	21000.00	21000.00	40000.00	0.00	-47.50
		RAW	24500.00	24500.00	30500.00	0.00	-19.67
		KSR	18500.00	18500.00	37000.00	0.00	-50.00
		KAR	32500.00	32500.00	37500.00	0.00	-13.33
		HYD	20250.00	20250.00	36500.00	0.00	-44.52
		PSH	14000.00	20000.00	20000.00	-30.00	-30.00
		QTA	40000.00	40000.00	43500.00	0.00	-8.05
0295402. GOAT SKIN EXTRA LARGE	100	LAH	23250.00	23250.00	50000.00	0.00	-53.50
		RAW	26500.00	26500.00	32500.00	0.00	-18.46
		MUL	33250.00	41000.00	42500.00	-18.90	-21.76
		KSR	20500.00	20500.00	45000.00	0.00	-54.44
		KAR	35000.00	35000.00	49250.00	0.00	-28.93
		HYD	22250.00	22250.00	36750.00	0.00	-39.46
		PSH	20000.00	20000.00	26000.00	0.00	-23.08
		QTA	45000.00	45000.00	52500.00	0.00	-14.29
0295403. GOAT SKIN MEDIUM	100	LAH	15500.00	15500.00	29000.00	0.00	-46.55
		RAW	23500.00	23500.00	26500.00	0.00	-11.32
		MUL	21500.00	21500.00	21500.00	0.00	0.00
		SKT	19000.00	19000.00	30000.00	0.00	-36.67
		KSR	14500.00	14500.00	24500.00	0.00	-40.82
		KAR	20500.00	20500.00	24500.00	0.00	-16.33
		PSH	10000.00	10000.00	20000.00	0.00	-50.00
		QTA	25000.00	25000.00	37500.00	0.00	-33.33
0295404. GOAT SKIN SMALL	100	LAH	11500.00	11500.00	21000.00	0.00	-45.24
		RAW	22500.00	22500.00	25500.00	0.00	-11.76
		SKT	15000.00	15000.00	10000.00	0.00	50.00
		KSR	10500.00	10500.00	18500.00	0.00	-43.24
		KAR	15500.00	15500.00	26500.00	0.00	-41.51
		PSH	8000.00	8000.00	15000.00	0.00	-46.67
		QTA	15000.00	15000.00	27000.00	0.00	-44.44

Contd.

7.10 Intercity Wholesale Prices of Selected Commodities

Group/Commodity/Item Specification	Unit	City	Prices (Rs.)			% Change in May, 2017 Over	
			May,2017	Apr.,2017	May,2016	Apr., 2017	May, 2016
022. Fuel Wood in Logs							
0313001. FIRE WOOD MIXED DRY	40 KG.	LAH	655.00	655.00	655.00	0.00	0.00
		FAS	380.00	380.00	380.00	0.00	0.00
		RAW	650.00	650.00	650.00	0.00	0.00
		MUL	490.00	490.00	490.00	0.00	0.00
		GJT	550.00	550.00	470.00	0.00	17.02
		KAR	600.00	600.00	600.00	0.00	0.00
		HYD	500.00	500.00	400.00	0.00	25.00
		SKR	375.00	375.00	375.00	0.00	0.00
		LRK	450.00	450.00	400.00	0.00	12.50
		PSH	675.00	675.00	675.00	0.00	0.00
		MNG	560.00	560.00	500.00	0.00	12.00
		QTA	515.00	515.00	465.00	0.00	10.75
023. Fish Live Fresh or Chilled							
0411901. FISH RAHU RIVER	40 KG.	LAH	9175.00	9175.00	8900.00	0.00	3.09
		RAW	5750.00	5750.00	6450.00	0.00	-10.85
		MUL	8200.00	8700.00	8100.00	-5.75	1.23
		HYD	8000.00	8000.00	8000.00	0.00	0.00
		SKR	9600.00	9600.00	9850.00	0.00	-2.54
		PSH	8000.00	8000.00	8800.00	0.00	-9.09
0411902. FISH RAHU SEA	40 KG.	KAR	8250.00	8250.00	9000.00	0.00	-8.33
0411903. FISH SURMAI (SEA)	40 KG.	KAR	15600.00	15600.00	12500.00	0.00	24.80
2. Ores/Minerals, Elec., Gas & Water							
024. Coal not Agglomerated							
1101001. COAL	MT.	LAH	9900.00	9900.00	10250.00	0.00	-3.41
025. Natural Gas Liquified							
1202001. SUI GAS GENERAL INDUSRIAL USE	MMBTU	KAR	600.00	600.00	600.00	0.00	0.00
1202002. LPG	KG.	LAH	80.75	82.82	64.50	-2.50	25.19
		RAW	89.50	101.50	90.50	-11.82	-1.10
		KAR	90.00	90.00	70.00	0.00	28.57
		PSH	90.00	120.00	90.00	-25.00	0.00
		QTA	100.00	100.00	100.00	0.00	0.00
1202003. CNG	KG.	KAR	67.50	67.50	67.50	0.00	0.00
026. Salt & Pure Sodium Chloride							
1620001. SALT CRUSHED LAHORI	40 KG.	LAH	265.00	255.00	195.00	3.92	35.90
		RAW	395.00	395.00	365.00	0.00	8.22
		MUL	280.00	280.00	280.00	0.00	0.00
		GJT	240.00	240.00	240.00	0.00	0.00
		KAR	360.00	360.00	350.00	0.00	2.86
		SKR	275.00	275.00	275.00	0.00	0.00
		PSH	200.00	200.00	200.00	0.00	0.00
1620002. SEA SALT	40 KG.	LAH	275.00	265.00	195.00	3.77	41.03
		FAS	170.00	170.00	400.00	0.00	-57.50
		KAR	122.50	122.50	122.50	0.00	0.00
		HYD	150.00	150.00	150.00	0.00	0.00
		NWB	400.00	300.00	300.00	33.33	33.33
027. Electrical Energy							
1710011. ELECTRICITY TARRIF B1	KWH.	KAR	15.34	15.34	15.34	0.00	0.00
1710012. ELECTRICITY TARRIF B2	KWH.	KAR	15.15	15.15	15.15	0.00	0.00
1710013. ELECTRICITY TARRIF B3	KWH.	KAR	15.52	15.52	15.52	0.00	0.00
1710014. ELECTRICITY TARRIF B4	KWH.	KAR	15.46	15.46	15.46	0.00	0.00
1710021. ELECTRICITY TARIFF-D1	KWH.	KAR	10.09	10.09	11.01	0.00	-8.36
1710022. ELECTRICITY TARIFF-D2	KWH.	KAR	11.70	11.70	11.70	0.00	0.00
3. Food,Beverages,Tobacco,Textiles,Leather							
3a) Food Products, Beverages & Tobacco							
028. Meat of Animals							
2111101. BEEF	40 KG.	LAH	11700.00	11700.00	11700.00	0.00	0.00

Contd.

7.10 Intercity Wholesale Prices of Selected Commodities

Group/Commodity/Item Specification	Unit	City	Prices (Rs.)			% Change in May, 2017 Over	
			May,2017	Apr.,2017	May,2016	Apr., 2017	May, 2016
		FAS	10200.00	10200.00	10200.00	0.00	0.00
		RAW	9750.00	9650.00	8950.00	1.04	8.94
		MUL	10200.00	10200.00	9650.00	0.00	5.70
		SAR	11650.00	11650.00	10200.00	0.00	14.22
		GJT	11200.00	11200.00	10000.00	0.00	12.00
		KAR	11400.00	11400.00	10800.00	0.00	5.56
		HYD	10550.00	10550.00	10050.00	0.00	4.98
		PSH	11200.00	11200.00	11000.00	0.00	1.82
		MNG	12000.00	12000.00	10000.00	0.00	20.00
		QTA	12800.00	12800.00	15000.00	0.00	-14.67
2111601. MUTTON	40 KG.	LAH	28000.00	28000.00	26950.00	0.00	3.90
		FAS	24000.00	24000.00	22000.00	0.00	9.09
		RAW	29350.00	28750.00	26250.00	2.09	11.81
		MUL	25000.00	25000.00	23500.00	0.00	6.38
		KAR	24400.00	24400.00	21600.00	0.00	12.96
		HYD	24000.00	24000.00	21500.00	0.00	11.63
		PSH	24400.00	24400.00	24700.00	0.00	-1.21
		MNG	24000.00	21000.00	20000.00	14.29	20.00
		QTA	27200.00	27200.00	23200.00	0.00	17.24
029. Vegetables & Fruit Juice							
2133101. TOMATO KETCHUP 300 GM.	DOZ.	LAH	900.00	900.00	900.00	0.00	0.00
		FAS	892.20	892.20	892.20	0.00	0.00
		RAW	1045.00	1045.00	1025.00	0.00	1.95
		MUL	1037.40	1037.40	1037.40	0.00	0.00
		GJT	920.00	920.00	920.00	0.00	0.00
		KAR	1080.00	1080.00	780.00	0.00	38.46
		HYD	1032.00	1032.00	724.00	0.00	42.54
		SKR	855.36	855.36	936.72	0.00	-8.69
		MPK	1014.00	1014.00	772.00	0.00	31.35
		PSH	1200.00	1200.00	1080.00	0.00	11.11
		MNG	1030.00	1030.00	980.00	0.00	5.10
		QTA	960.00	960.00	828.00	0.00	15.94
2133901. CHILLES & LIME PKL.IN OIL 340 G.	DOZ.	LAH	1250.00	1250.00	1100.00	0.00	13.64
		RAW	1152.50	1152.50	1137.50	0.00	1.32
		KAR	1380.00	1380.00	1092.00	0.00	26.37
		MPK	992.76	992.76	992.76	0.00	0.00
		PSH	1260.00	1260.00	1100.00	0.00	14.55
		QTA	938.00	938.00	938.00	0.00	0.00
030. Dried Fruits & Nuts							
2141101. KISHMISH(RAISIN) AVG. QLTY.	40 KG.	LAH	9900.00	9900.00	9900.00	0.00	0.00
		RAW	8100.00	8100.00	8100.00	0.00	0.00
		MUL	6200.00	6200.00	9200.00	0.00	-32.61
		KAR	10500.00	10500.00	10500.00	0.00	0.00
		HYD	10000.00	10000.00	9400.00	0.00	6.38
		MPK	9000.00	9000.00	10000.00	0.00	-10.00
		PSH	6200.00	6200.00	5500.00	0.00	12.73
		BNU	8900.00	8900.00	8900.00	0.00	0.00
		QTA	8000.00	5100.00	5100.00	56.86	56.86
2141301. GROUND NUT WITH SHELL AVG. QLTY.	40 KG.	LAH	7450.00	7450.00	5250.00	0.00	41.90
		RAW	5250.00	5250.00	4650.00	0.00	12.90
		MUL	5700.00	5700.00	5150.00	0.00	10.68
		KAR	8400.00	8400.00	7100.00	0.00	18.31
		HYD	5800.00	5800.00	4500.00	0.00	28.89
		MPK	4600.00	4600.00	4300.00	0.00	6.98
		PSH	7200.00	7200.00	5600.00	0.00	28.57
		QTA	8000.00	8000.00	7500.00	0.00	6.67

Contd.

7.10 Intercity Wholesale Prices of Selected Commodities

Group/Commodity/Item Specification	Unit	City	Prices (Rs.)			% Change in May, 2017 Over	
			May,2017	Apr.,2017	May,2016	Apr., 2017	May, 2016
031. Fruit Juices							
2142901. ROOHAFZA(SHARBAT)	DOZ.	LAH	1836.00	1836.00	1700.00	0.00	8.00
		FAS	1870.00	1870.00	1770.00	0.00	5.65
		RAW	1832.50	1825.00	1745.00	0.41	5.01
		MUL	1810.00	1810.00	1770.00	0.00	2.26
		GUJ	1880.00	1880.00	1800.00	0.00	4.44
		BPR	1880.00	1880.00	1800.00	0.00	4.44
		GJT	1880.00	1880.00	1800.00	0.00	4.44
		KAR	1850.00	1824.00	1776.00	1.43	4.17
		HYD	1880.00	1775.00	1680.00	5.92	11.90
		SKR	1720.00	1720.00	1680.00	0.00	2.38
		LRK	1870.00	1900.00	1720.00	-1.58	8.72
		PSH	1760.00	1760.00	1760.00	0.00	0.00
		BNU	1900.00	1900.00	1710.00	0.00	11.11
		MNG	1860.00	1860.00	1760.00	0.00	5.68
		QTA	2100.00	1980.00	1980.00	6.06	6.06
2142902. JAM-E-SHREEN	DOZ.	LAH	1840.00	1840.00	1780.00	0.00	3.37
		FAS	1840.00	1840.00	1710.00	0.00	7.60
		RAW	1910.00	1910.00	1790.00	0.00	6.70
		MUL	1860.00	1780.00	1680.00	4.49	10.71
		GUJ	1850.00	1820.00	1700.00	1.65	8.82
		BPR	1880.00	1880.00	1800.00	0.00	4.44
		KAR	1824.00	1824.00	1824.00	0.00	0.00
		HYD	1956.00	1860.00	1800.00	5.16	8.67
		SKR	1720.00	1720.00	1680.00	0.00	2.38
		PSH	1800.00	1800.00	1740.00	0.00	3.45
		BNU	1800.00	1800.00	1650.00	0.00	9.09
		MNG	1860.00	1860.00	1760.00	0.00	5.68
2142903. FRUIT JUICE TETRA PACK	DOZ.	LAH	190.00	190.00	190.00	0.00	0.00
		FAS	162.50	162.50	162.50	0.00	0.00
		RAW	157.50	157.50	157.50	0.00	0.00
		MUL	135.00	135.00	135.00	0.00	0.00
		KAR	168.00	168.00	168.00	0.00	0.00
		HYD	170.00	170.00	136.00	0.00	25.00
		SKR	180.00	180.00	180.00	0.00	0.00
		PSH	130.00	130.00	130.00	0.00	0.00
		QTA	110.00	110.00	110.00	0.00	0.00
2142904. LEMON/ORANGE SQUASH MITCHELS(730ML)	DOZ.	LAH	1540.00	1540.00	1540.00	0.00	0.00
		FAS	1644.00	1644.00	1560.00	0.00	5.38
		RAW	1710.00	1710.00	1710.00	0.00	0.00
		MUL	1767.60	1767.60	1767.60	0.00	0.00
		KAR	1788.00	1788.00	1705.00	0.00	4.87
		HYD	1775.00	1775.00	1680.00	0.00	5.65
		PSH	1800.00	1800.00	1700.00	0.00	5.88
2142905. MUREEY BREWERY (TOPS)	DOZ.	LAH	495.00	495.00	495.00	0.00	0.00
		RAW	625.00	625.00	1125.00	0.00	-44.44
		KSR	435.00	435.00	435.00	0.00	0.00
2149201. APL/MNG/ORG/MIX. FRUIT JAM 450 G.	DOZ.	LAH	1515.00	1515.00	1455.00	0.00	4.12
		RAW	1390.00	1390.00	1390.00	0.00	0.00
		KAR	1305.00	1305.00	1260.00	0.00	3.57
		MPK	1183.00	1183.00	1183.00	0.00	0.00
		PSH	1410.00	1410.00	1410.00	0.00	0.00
		QTA	1320.00	1320.00	1320.00	0.00	0.00
2149202. MANGO/MIXED PICKLE IN OIL 340 G.	DOZ.	LAH	1120.00	1120.00	1120.00	0.00	0.00
		RAW	1137.50	1137.50	1137.50	0.00	0.00
		KAR	1380.00	1380.00	1092.00	0.00	26.37
		MPK	992.76	992.76	992.76	0.00	0.00
		PSH	1320.00	1320.00	1320.00	0.00	0.00
		QTA	1200.00	936.00	936.00	28.21	28.21

Contd.

7.10 Intercity Wholesale Prices of Selected Commodities

Group/Commodity/Item Specification	Unit	City	Prices (Rs.)			% Change in May, 2017 Over	
			May,2017	Apr.,2017	May,2016	Apr., 2017	May, 2016
032. Vegetable Oils Refined							
2154101. SOYABEAN COOKING OIL TIN	5 LTR.	LAH	840.00	840.00	815.00	0.00	3.07
		FAS	830.00	830.00	820.00	0.00	1.22
		RAW	865.00	865.00	820.00	0.00	5.49
		MUL	903.85	903.85	850.00	0.00	6.34
		KAR	742.50	742.50	742.50	0.00	0.00
		HYD	880.00	880.00	880.00	0.00	0.00
		SKR	840.00	840.00	840.00	0.00	0.00
		MPK	940.00	940.00	970.00	0.00	-3.09
		PSH	860.00	860.00	840.00	0.00	2.38
		BNU	970.00	970.00	970.00	0.00	0.00
		QTA	840.00	840.00	840.00	0.00	0.00
2154301. SUN FLOWER COOKING OIL	5 LTR.	LAH	840.00	840.00	815.00	0.00	3.07
		FAS	775.00	775.00	770.00	0.00	0.65
		RAW	865.00	865.00	820.00	0.00	5.49
		MUL	879.81	879.81	778.85	0.00	12.96
		GJT	875.00	875.00	790.00	0.00	10.76
		KAR	742.50	742.50	742.50	0.00	0.00
		HYD	870.00	870.00	850.00	0.00	2.35
		SKR	840.00	840.00	840.00	0.00	0.00
		PSH	860.00	860.00	870.00	0.00	-1.15
		MNG	880.00	880.00	820.00	0.00	7.32
		QTA	900.00	900.00	900.00	0.00	0.00
2154401. MUSTARD & RAPE SEED OIL.	40 KG.	LAH	5200.00	5200.00	5550.00	0.00	-6.31
		RAW	6750.00	6750.00	6750.00	0.00	0.00
		MUL	5250.00	5250.00	4675.00	0.00	12.30
		KSR	5150.00	5150.00	5525.00	0.00	-6.79
		KAR	6100.00	6100.00	6100.00	0.00	0.00
		HYD	5050.00	5100.00	4600.00	-0.98	9.78
		MPK	5000.00	5100.00	4700.00	-1.96	6.38
		PSH	6750.00	6750.00	6775.00	0.00	-0.37
		BNU	6200.00	6200.00	6200.00	0.00	0.00
		QTA	6000.00	6000.00	6000.00	0.00	0.00
2154801. COTTON SEED OIL	40 KG.	LAH	5800.00	5800.00	5625.00	0.00	3.11
		MUL	4025.00	4025.00	4100.00	0.00	-1.83
		GUJ	5000.00	5000.00	5200.00	0.00	-3.85
		SAR	4890.00	4890.00	4425.00	0.00	10.51
		KAR	5605.00	5605.00	5605.00	0.00	0.00
		HYD	4600.00	4700.00	4300.00	-2.13	6.98
		SKR	4400.00	4400.00	3920.00	0.00	12.24
		NWB	6000.00	6000.00	6000.00	0.00	0.00
		PSH	5100.00	5100.00	4800.00	0.00	6.25
2154901. RAFHAN CORN OIL	2.00 LT	LAH	650.00	650.00	650.00	0.00	0.00
		FAS	700.00	700.00	690.00	0.00	1.45
		RAW	710.00	710.00	680.00	0.00	4.41
		MUL	703.00	703.00	703.00	0.00	0.00
		KAR	695.00	695.00	685.00	0.00	1.46
		HYD	710.00	710.00	710.00	0.00	0.00
		MPK	705.00	705.00	704.00	0.00	0.14
		PSH	710.00	710.00	720.00	0.00	-1.39
		MNG	730.00	730.00	730.00	0.00	0.00
		QTA	730.00	730.00	730.00	0.00	0.00
033. Vegetable Ghee							
2159001. VEGETABLE GHEE(16 KG TIN)	EACH	LAH	2250.00	2220.00	2130.00	1.35	5.63
		RAW	2310.00	2330.00	2175.00	-0.86	6.21
		MUL	2320.00	2320.00	2310.00	0.00	0.43
		SKT	2070.00	2070.00	2070.00	0.00	0.00

Contd.

7.10 Intercity Wholesale Prices of Selected Commodities

Group/Commodity/Item Specification	Unit	City	Prices (Rs.)			% Change in May, 2017 Over	
			May,2017	Apr.,2017	May,2016	Apr., 2017	May, 2016
		KAR	2440.00	2440.00	2380.00	0.00	2.52
		SKR	1850.00	1850.00	1830.00	0.00	1.09
		MPK	2020.00	2130.00	2020.00	-5.16	0.00
		PSH	2500.00	2500.00	2380.00	0.00	5.04
		MNG	2400.00	2420.00	2370.00	-0.83	1.27
		QTA	2450.00	2450.00	2325.00	0.00	5.38
2159002. VEGETABLE GHEE(DALDA/TULO/HABIB/SHA)	05 KG.	LAH	860.00	860.00	830.00	0.00	3.61
		FAS	860.00	860.00	820.00	0.00	4.88
		RAW	865.00	865.00	820.00	0.00	5.49
		MUL	898.55	898.55	845.00	0.00	6.34
		SAR	890.00	890.00	870.00	0.00	2.30
		GJT	898.00	898.00	845.00	0.00	6.27
		KAR	800.00	800.00	850.00	0.00	-5.88
		HYD	900.00	900.00	875.00	0.00	2.86
		SKR	780.00	780.00	780.00	0.00	0.00
		PSH	860.00	860.00	830.00	0.00	3.61
		QTA	850.00	850.00	830.00	0.00	2.41
034. Oil Cakes							
2171001. COTTON SEED OIL CAKES	40 KG.	LAH	1800.00	1800.00	1525.00	0.00	18.03
		FAS	1800.00	1800.00	1875.00	0.00	-4.00
		MUL	1425.00	1425.00	1612.50	0.00	-11.63
		SAR	1750.00	1785.00	1857.00	-1.96	-5.76
		BPR	1825.00	1825.00	1825.00	0.00	0.00
		HYD	1650.00	1670.00	1600.00	-1.20	3.13
		SKR	1640.00	1640.00	1640.00	0.00	0.00
		MPK	1400.00	1500.00	1660.00	-6.67	-15.66
		PSH	1750.00	1750.00	1860.00	0.00	-5.91
		QTA	1250.00	1250.00	925.00	0.00	35.14
2171002. MUSTARD & RAPSEED OIL CAKES	40 KG.	LAH	1400.00	1400.00	1250.00	0.00	12.00
		FAS	1350.00	1400.00	1250.00	-3.57	8.00
		MUL	1325.00	1325.00	1125.00	0.00	17.78
		SAR	1230.00	1210.00	1175.00	1.65	4.68
		BPR	1325.00	1325.00	1225.00	0.00	8.16
		HYD	1030.00	1050.00	1200.00	-1.90	-14.17
		SKR	1300.00	1300.00	1350.00	0.00	-3.70
		MPK	1050.00	1125.00	1050.00	-6.67	0.00
		PSH	1640.00	1640.00	1800.00	0.00	-8.89
		QTA	950.00	950.00	950.00	0.00	0.00
035. Processed Liquid Milk							
2211002. MILK PAK/HALEEB/NESTLE (LITRE)	DOZ.	LAH	1360.00	1360.00	1250.00	0.00	8.80
		FAS	1360.00	1360.00	1235.00	0.00	10.12
		RAW	1255.00	1255.00	1195.00	0.00	5.02
		KAR	1250.00	1250.00	1250.00	0.00	0.00
		HYD	1320.00	1320.00	1200.00	0.00	10.00
		SKR	1320.00	1140.00	1140.00	15.79	15.79
		PSH	1240.00	1240.00	1240.00	0.00	0.00
		MNG	1259.00	1358.00	1250.00	-7.29	0.72
036. Milk & Cream in Solid Form							
2221101. POWD.MILK EVERYDAY(NESTLE)1KG.	EACH	LAH	680.00	680.00	660.00	0.00	3.03
		RAW	632.50	632.50	620.00	0.00	2.02
		MUL	689.84	671.32	671.32	2.76	2.76
		KAR	662.50	662.50	662.50	0.00	0.00
		HYD	680.00	680.00	650.00	0.00	4.62
		SKR	665.00	665.00	650.00	0.00	2.31
		PSH	650.00	650.00	650.00	0.00	0.00
		BNU	680.00	680.00	680.00	0.00	0.00
		QTA	680.00	680.00	680.00	0.00	0.00

Contd.

7.10 Intercity Wholesale Prices of Selected Commodities

Group/Commodity/Item Specification	Unit	City	Prices (Rs.)			% Change in May, 2017 Over			
			May,2017	Apr.,2017	May,2016	Apr., 2017	May, 2016		
2221201. POWDERED MILK(SKIMMED)/BAG 25 KG.	EACH	LAH	11750.00	11750.00	11750.00	0.00	0.00		
		RAW	12350.00	12350.00	11775.00	0.00	4.88		
		MUL	8625.00	8625.00	9100.00	0.00	-5.22		
		KAR	10250.00	10250.00	9900.00	0.00	3.54		
		PSH	9000.00	9000.00	8600.00	0.00	4.65		
		QTA	12500.00	12500.00	12500.00	0.00	0.00		
2221202. POWDERED MILK NIDO (1 KG. POLY BA	EACH	LAH	685.00	685.00	700.00	0.00	-2.14		
		RAW	738.00	738.00	738.00	0.00	0.00		
		GUJ	690.00	690.00	738.00	0.00	-6.50		
		KAR	758.00	758.00	732.50	0.00	3.48		
		HYD	758.00	758.00	833.33	0.00	-9.04		
		PSH	745.00	745.00	774.00	0.00	-3.75		
037. Ice Cream									
2227001. ICE CREAM POLKA/WALLS	DOZ.	LAH	400.00	400.00	400.00	0.00	0.00		
		RAW	495.00	442.50	442.50	11.86	11.86		
		KAR	288.00	288.00	280.00	0.00	2.86		
		HYD	432.00	432.00	432.00	0.00	0.00		
		SKR	408.00	308.00	240.00	32.47	70.00		
		QTA	456.00	456.00	400.00	0.00	14.00		
038. Dairy Products N.E.C									
2229001. MILO(200 GM. PACK) NESTLE	EACH	LAH	198.00	198.00	198.00	0.00	0.00		
		FAS	195.00	195.00	175.00	0.00	11.43		
		RAW	172.50	172.50	172.50	0.00	0.00		
		KAR	190.00	190.00	183.50	0.00	3.54		
		HYD	195.00	195.00	195.00	0.00	0.00		
		MPK	180.00	180.00	180.00	0.00	0.00		
		PSH	190.00	190.00	190.00	0.00	0.00		
		MNG	175.00	175.00	175.00	0.00	0.00		
		QTA	160.00	160.00	160.00	0.00	0.00		
		2229002. LACTOGEN(SOFT PACK 400 GM)	EACH	LAH	395.00	395.00	390.00	0.00	1.28
				FAS	400.00	400.00	395.83	0.00	1.05
RAW	420.00			415.00	405.00	1.20	3.70		
MUL	416.50			407.50	402.79	2.21	3.40		
KAR	400.00			400.00	400.00	0.00	0.00		
HYD	415.00			415.00	405.00	0.00	2.47		
MPK	408.00			408.00	405.00	0.00	0.74		
PSH	394.00			394.00	394.00	0.00	0.00		
QTA	395.00	395.00	395.00	0.00	0.00				
039. Wheat Flour									
2311001. WHEAT FLOUR SUP. QLTY.	80 KG.	LAH	3520.00	3565.00	3565.00	-1.26	-1.26		
		FAS	2700.00	2720.00	2800.00	-0.74	-3.57		
		RAW	3475.00	3530.00	3540.00	-1.56	-1.84		
		MUL	2980.00	2980.00	2875.00	0.00	3.65		
		GUJ	2850.00	2880.00	3000.00	-1.04	-5.00		
		SAR	3200.00	3200.00	2900.00	0.00	10.34		
		SKT	3600.00	4000.00	3800.00	-10.00	-5.26		
		GJT	2900.00	3000.00	3000.00	-3.33	-3.33		
		KAR	2920.00	3120.00	3000.00	-6.41	-2.67		
		HYD	3250.00	3250.00	3440.00	0.00	-5.52		
		SKR	2920.00	2920.00	2960.00	0.00	-1.35		
		LRK	2960.00	3120.00	3040.00	-5.13	-2.63		
		PSH	3200.00	3200.00	3360.00	0.00	-4.76		
		QTA	3920.00	3920.00	3920.00	0.00	0.00		
		2311002. WHEAT FLOUR AVG. QLTY	80 KG.	LAH	2880.00	2960.00	2970.00	-2.70	-3.03
				FAS	2560.00	2600.00	2560.00	-1.54	0.00
RAW	2845.00			2925.00	2900.00	-2.74	-1.90		
MUL	2820.00			2820.00	2725.00	0.00	3.49		

Contd.

7.10 Intercity Wholesale Prices of Selected Commodities

Group/Commodity/Item Specification	Unit	City	Prices (Rs.)			% Change in May, 2017 Over	
			May,2017	Apr.,2017	May,2016	Apr., 2017	May, 2016
		SAH	2662.50	2790.00	2762.50	-4.57	-3.62
		SAR	2650.00	2760.00	2600.00	-3.99	1.92
		BPR	2800.00	2800.00	2600.00	0.00	7.69
		GJT	2750.00	2750.00	2800.00	0.00	-1.79
		KAR	2760.00	2760.00	2730.00	0.00	1.10
		HYD	2900.00	2900.00	2850.00	0.00	1.75
		SKR	2880.00	2880.00	2880.00	0.00	0.00
		LRK	2700.00	2920.00	2880.00	-7.53	-6.25
		MPK	2720.00	2720.00	2800.00	0.00	-2.86
		PSH	2920.00	2920.00	3080.00	0.00	-5.19
		MNG	3000.00	3000.00	2920.00	0.00	2.74
		QTA	3880.00	3880.00	3880.00	0.00	0.00
2311003. WHEAT FLOUR/BAG OF 10 KG.	EACH	LAH	360.00	373.00	365.00	-3.49	-1.37
		FAS	332.50	337.50	335.00	-1.48	-0.75
		RAW	376.00	379.00	368.25	-0.79	2.10
		MUL	370.00	370.00	345.00	0.00	7.25
		GUJ	350.00	360.00	350.00	-2.78	0.00
		SKT	370.00	370.00	360.00	0.00	2.78
		BPR	355.00	355.00	340.00	0.00	4.41
		GJT	350.00	355.00	350.00	-1.41	0.00
		KAR	415.00	440.00	386.50	-5.68	7.37
		HYD	390.00	390.00	390.00	0.00	0.00
		SKR	365.00	365.00	362.50	0.00	0.69
		LRK	345.00	370.00	359.50	-6.76	-4.03
		MPK	360.00	360.00	380.00	0.00	-5.26
		NWB	350.00	350.00	350.00	0.00	0.00
		PSH	370.00	370.00	382.50	0.00	-3.27
		QTA	400.00	400.00	400.00	0.00	0.00
2311004. MAIDA AVG. QLTY.	80 KG.	LAH	3660.00	3660.00	3660.00	0.00	0.00
		FAS	2800.00	2960.00	2960.00	-5.41	-5.41
		RAW	3565.00	3632.50	3675.00	-1.86	-2.99
		MUL	3107.50	3107.50	3175.00	0.00	-2.13
		SAR	3040.00	3120.00	3070.00	-2.56	-0.98
		BPR	3120.00	3425.00	3425.00	-8.91	-8.91
		GJT	3050.00	3160.00	3200.00	-3.48	-4.69
		KAR	3200.00	3200.00	2965.00	0.00	7.93
		HYD	3250.00	3250.00	3280.00	0.00	-0.91
		SKR	3285.00	3285.00	3320.00	0.00	-1.05
		MPK	3520.00	3520.00	3350.00	0.00	5.07
		PSH	3400.00	3400.00	3530.00	0.00	-3.68
		MNG	3294.00	3400.00	3480.00	-3.12	-5.34
		QTA	4000.00	4800.00	4000.00	-16.67	0.00
2311005. SUJI	85 KG.	LAH	4260.00	4260.00	4260.00	0.00	0.00
		FAS	3060.00	3145.00	3145.00	-2.70	-2.70
		RAW	3575.00	3632.50	3700.00	-1.58	-3.38
		MUL	3152.50	3325.00	3375.00	-5.19	-6.59
		SAH	3247.00	3550.00	3604.00	-8.54	-9.91
		BPR	3315.00	3550.00	3550.00	-6.62	-6.62
		GJT	3250.00	3400.00	3400.00	-4.41	-4.41
		KAR	3655.00	3612.00	3420.00	1.19	6.87
		HYD	3230.00	3400.00	3485.00	-5.00	-7.32
		SKR	3582.00	3582.00	3570.00	0.00	0.34
		MPK	3825.00	3825.00	3650.00	0.00	4.79
		PSH	3600.00	3600.00	3590.00	0.00	0.28
		QTA	4200.00	4200.00	4400.00	0.00	-4.55
2311006. CERELAC WHEAT(400 GM.)	EACH	LAH	260.00	260.00	260.00	0.00	0.00
		FAS	252.00	252.00	255.00	0.00	-1.18

Contd.

7.10 Intercity Wholesale Prices of Selected Commodities

Group/Commodity/Item Specification	Unit	City	Prices (Rs.)			% Change in May, 2017 Over	
			May,2017	Apr.,2017	May,2016	Apr., 2017	May, 2016
		RAW	295.00	295.00	289.00	0.00	2.08
		MUL	272.00	258.00	252.79	5.43	7.60
		KAR	257.00	257.00	198.00	0.00	29.80
		HYD	260.00	260.00	260.00	0.00	0.00
		MPK	255.00	255.00	255.00	0.00	0.00
		PSH	250.00	250.00	243.00	0.00	2.88
		MNG	275.00	275.00	243.00	0.00	13.17
		QTA	245.00	245.00	245.00	0.00	0.00
040. Other Cereal Flour							
2312001. BESAN	85 KG.	LAH	10300.00	10100.00	10650.00	1.98	-3.29
		FAS	9100.00	8712.00	10200.00	4.45	-10.78
		RAW	9777.50	9777.50	11300.00	0.00	-13.47
		MUL	9190.00	9150.00	10435.00	0.44	-11.93
		GUJ	9000.00	7700.00	10500.00	16.88	-14.29
		SAR	9350.00	9795.00	10625.00	-4.54	-12.00
		SKT	8712.00	8712.00	10200.00	0.00	-14.59
		GJT	9200.00	7200.00	10564.00	27.78	-12.91
		KSR	10250.00	10100.00	10700.00	1.49	-4.21
		KAR	9987.50	9137.50	11220.00	9.30	-10.98
		HYD	10338.00	10350.00	11500.00	-0.12	-10.10
		SKR	9350.00	9350.00	12000.00	0.00	-22.08
		MPK	11000.00	10600.00	11300.00	3.77	-2.65
		PSH	10800.00	10800.00	10800.00	0.00	0.00
		QTA	12400.00	11400.00	10030.00	8.77	23.63
041. Sugar Refined							
2352001. SUGAR REFINED(BAG)	50 KG.	LAH	2700.00	2800.00	3120.00	-3.57	-13.46
		FAS	2650.00	2750.00	3040.00	-3.64	-12.83
		RAW	2770.00	2860.00	3155.00	-3.15	-12.20
		MUL	2595.00	2705.00	3017.50	-4.07	-14.00
		GUJ	2700.00	2850.00	3080.00	-5.26	-12.34
		SKT	2640.00	2760.00	3100.00	-4.35	-14.84
		GJT	2710.00	2770.00	3080.00	-2.17	-12.01
		KAR	2650.00	2800.00	3000.00	-5.36	-11.67
		HYD	2570.00	2740.00	2950.00	-6.20	-12.88
		MPK	2600.00	2700.00	2950.00	-3.70	-11.86
		PSH	2845.00	2845.00	3060.00	0.00	-7.03
		MNG	2850.00	2900.00	3110.00	-1.72	-8.36
		QTA	2720.00	2850.00	3050.00	-4.56	-10.82
2352002. GUR AVG. QLTY.	40 KG.	LAH	2700.00	2900.00	2900.00	-6.90	-6.90
		MUL	2100.00	2150.00	2540.00	-2.33	-17.32
		SAR	2050.00	2100.00	2325.00	-2.38	-11.83
		SKT	3100.00	3100.00	3600.00	0.00	-13.89
		KSR	2450.00	2450.00	2650.00	0.00	-7.55
		KAR	2220.00	2220.00	2980.00	0.00	-25.50
		HYD	2150.00	2150.00	2450.00	0.00	-12.24
		SKR	2500.00	2500.00	2700.00	0.00	-7.41
		PSH	2775.00	2775.00	2700.00	0.00	2.78
		MNG	3200.00	3200.00	3280.00	0.00	-2.44
		QTA	3200.00	3200.00	3200.00	0.00	0.00
042. Chocolate							
2366001. CHOCOLATE CANDY (NOW)	DOZ.	LAH	52.00	52.00	52.00	0.00	0.00
		RAW	54.50	54.50	54.50	0.00	0.00
		BPR	55.00	55.00	55.00	0.00	0.00
		KSR	52.00	52.00	52.00	0.00	0.00
		KAR	54.00	54.00	52.00	0.00	3.85
		PSH	52.00	52.00	58.00	0.00	-10.34
		QTA	54.00	54.00	54.00	0.00	0.00

Contd.

7.10 Intercity Wholesale Prices of Selected Commodities

Group/Commodity/Item Specification	Unit	City	Prices (Rs.)			% Change in May, 2017 Over	
			May,2017	Apr.,2017	May,2016	Apr., 2017	May, 2016
043. Sugar Confectionary							
2367001. TOFFEE (HILAL)	DOZ.	LAH	18.00	18.00	10.00	0.00	80.00
		RAW	20.00	20.00	20.00	0.00	0.00
		GUJ	10.00	10.00	10.90	0.00	-8.26
		SKT	10.00	10.00	10.00	0.00	0.00
		BPR	10.97	10.97	10.97	0.00	0.00
		KSR	18.00	18.00	10.00	0.00	80.00
		KAR	10.00	10.00	10.00	0.00	0.00
		HYD	10.00	10.00	10.00	0.00	0.00
		LRK	15.00	15.00	15.00	0.00	0.00
		PSH	10.58	10.58	15.00	0.00	-29.47
		QTA	10.00	10.00	10.00	0.00	0.00
044. Coffee & Tea							
2391301. TEA LIPTON YELLOW LABEL 200 G.PKT	06 PKT.	LAH	1108.00	1108.00	895.00	0.00	23.80
		FAS	1115.78	1115.78	868.42	0.00	28.48
		RAW	1115.00	1115.00	897.50	0.00	24.23
		MUL	1110.00	1110.00	852.00	0.00	30.28
		SKT	1110.00	1110.00	884.21	0.00	25.54
		KAR	1139.00	1139.00	915.00	0.00	24.48
		HYD	1171.45	1171.45	891.47	0.00	31.41
		SKR	1112.88	1171.45	891.48	-5.00	24.84
		PSH	1022.00	1022.00	864.00	0.00	18.29
		MNG	1110.00	1110.00	840.00	0.00	32.14
		QTA	1219.56	1061.74	947.34	14.86	28.74
2391302. TEA SUPREME 200 G. PKT.	06 PKT.	LAH	835.00	835.00	788.00	0.00	5.96
		FAS	884.21	894.73	757.89	-1.18	16.67
		RAW	875.00	875.00	762.50	0.00	14.75
		MUL	882.00	882.00	750.00	0.00	17.60
		SKT	870.00	870.00	789.47	0.00	10.20
		KAR	821.00	821.00	821.00	0.00	0.00
		HYD	831.12	831.12	793.00	0.00	4.81
		SKR	891.00	891.00	786.00	0.00	13.36
		PSH	790.00	790.00	860.00	0.00	-8.14
		MNG	1112.90	790.00	810.00	40.87	37.40
		QTA	760.00	760.00	760.00	0.00	0.00
2391303. TEA LOOSE	KG.	LAH	422.50	422.50	422.50	0.00	0.00
		FAS	500.00	500.00	500.00	0.00	0.00
		RAW	685.00	685.00	635.00	0.00	7.87
		MUL	490.00	490.00	490.00	0.00	0.00
		SKT	500.00	500.00	500.00	0.00	0.00
		GJT	580.00	580.00	550.00	0.00	5.45
		KAR	510.00	510.00	570.00	0.00	-10.53
		HYD	640.00	640.00	580.00	0.00	10.34
		SKR	495.00	495.00	475.00	0.00	4.21
		MPK	545.00	545.00	510.00	0.00	6.86
		PSH	600.00	600.00	570.00	0.00	5.26
		MNG	680.00	680.00	500.00	0.00	36.00
		QTA	410.00	410.00	410.00	0.00	0.00
2391304. TEA TAPAL MIXTURE (200 G) PKT.	06 PKT	LAH	1015.00	1015.00	895.00	0.00	13.41
		FAS	1000.00	1000.00	868.42	0.00	15.15
		RAW	925.00	990.00	872.50	-6.57	6.02
		MUL	817.20	817.20	760.80	0.00	7.41
		KAR	915.00	915.00	915.00	0.00	0.00
		HYD	877.89	877.89	852.64	0.00	2.96
		PSH	864.00	864.00	864.00	0.00	0.00
		MNG	1650.00	852.00	780.00	93.66	111.54
		QTA	1074.00	1074.00	1074.00	0.00	0.00

Contd.

7.10 Intercity Wholesale Prices of Selected Commodities

Group/Commodity/Item Specification	Unit	City	Prices (Rs.)			% Change in May, 2017 Over			
			May,2017	Apr.,2017	May,2016	Apr., 2017	May, 2016		
045. Spices									
2392101. BLACK PEPPER 50 G.PKT.(NATIONAL)	EACH	LAH	100.00	100.00	91.00	0.00	9.89		
		RAW	97.50	97.50	91.50	0.00	6.56		
		MUL	102.23	102.23	92.94	0.00	10.00		
		SKT	86.89	86.89	86.89	0.00	0.00		
		KAR	105.00	105.00	92.00	0.00	14.13		
		HYD	105.00	105.00	105.00	0.00	0.00		
		MPK	100.00	100.00	90.00	0.00	11.11		
		PSH	102.00	102.00	88.00	0.00	15.91		
		MNG	110.00	110.00	90.00	0.00	22.22		
		QTA	120.00	110.00	86.00	9.09	39.53		
		2392201. RED CHILLIES(200 G PKT.NATIONAL)	EACH	LAH	95.00	95.00	95.00	0.00	0.00
				FAS	96.32	96.32	96.32	0.00	0.00
				RAW	96.50	96.50	96.50	0.00	0.00
				MUL	95.52	95.52	95.52	0.00	0.00
SKT	95.52			95.52	95.52	0.00	0.00		
KAR	100.00			100.00	100.00	0.00	0.00		
HYD	105.00			105.00	105.00	0.00	0.00		
MPK	96.50			96.50	96.50	0.00	0.00		
PSH	92.00			92.00	92.00	0.00	0.00		
MNG	106.00			106.00	106.00	0.00	0.00		
QTA	92.00			92.00	92.00	0.00	0.00		
2392402. CORRIANDER PWD.200 G. PKT.NAT.	EACH			LAH	87.96	87.96	87.96	0.00	0.00
				FAS	94.23	94.23	94.23	0.00	0.00
				RAW	91.50	91.50	91.50	0.00	0.00
		MUL	97.13	97.13	95.51	0.00	1.70		
		SKT	70.78	70.78	70.78	0.00	0.00		
		KAR	90.00	90.00	90.00	0.00	0.00		
		HYD	104.00	104.00	104.00	0.00	0.00		
		MPK	68.41	68.41	68.41	0.00	0.00		
		PSH	90.00	90.00	70.00	0.00	28.57		
		MNG	58.00	104.00	104.00	-44.23	-44.23		
		QTA	103.00	103.00	94.00	0.00	9.57		
		2392601. CLOVES	40 KG.	LAH	44000.00	44000.00	52500.00	0.00	-16.19
				RAW	45250.00	45250.00	46750.00	0.00	-3.21
				MUL	40500.00	40500.00	41500.00	0.00	-2.41
KAR	43000.00			43000.00	40750.00	0.00	5.52		
HYD	51000.00			51000.00	55500.00	0.00	-8.11		
MPK	42000.00			42000.00	42000.00	0.00	0.00		
PSH	52000.00			52000.00	52000.00	0.00	0.00		
QTA	51000.00			51000.00	51000.00	0.00	0.00		
046. Other Food Products									
2399401. VINEGAR SYNTHETIC (SIRKA)	DOZ.			LAH	780.00	780.00	780.00	0.00	0.00
		RAW	875.00	875.00	875.00	0.00	0.00		
		KAR	625.00	545.00	545.00	14.68	14.68		
		PSH	720.00	720.00	560.00	0.00	28.57		
		QTA	900.00	900.00	900.00	0.00	0.00		
2399901. TURMERIC POWDER(50 G.PKT.NATIONAL)	EACH	LAH	31.50	31.50	31.50	0.00	0.00		
		FAS	31.96	31.96	31.96	0.00	0.00		
		RAW	30.00	30.00	30.00	0.00	0.00		
		MUL	31.69	31.69	31.69	0.00	0.00		
		SKT	31.69	31.69	31.69	0.00	0.00		
		KAR	34.00	34.00	34.00	0.00	0.00		
		HYD	35.00	35.00	35.00	0.00	0.00		
		SKR	31.69	31.69	31.71	0.00	-0.06		
		MPK	32.00	32.00	32.00	0.00	0.00		
		PSH	31.25	31.25	31.20	0.00	0.16		
		MNG	32.50	32.50	32.50	0.00	0.00		
		QTA	30.00	30.00	30.00	0.00	0.00		

Contd.

7.10 Intercity Wholesale Prices of Selected Commodities

Group/Commodity/Item Specification	Unit	City	Prices (Rs.)			% Change in May, 2017 Over	
			May,2017	Apr.,2017	May,2016	Apr., 2017	May, 2016
047. Mineral Water							
2441001. MINERAL WATER NESTLE(1.5 LTR)	DOZ.	LAH	520.00	520.00	480.00	0.00	8.33
		FAS	480.00	480.00	460.00	0.00	4.35
		RAW	512.50	512.50	512.50	0.00	0.00
		MUL	530.00	530.00	508.00	0.00	4.33
		GUJ	450.00	450.00	450.00	0.00	0.00
		SKT	419.00	419.00	419.00	0.00	0.00
		KAR	499.00	499.00	456.00	0.00	9.43
		HYD	500.00	500.00	500.00	0.00	0.00
		SKR	480.00	480.00	480.00	0.00	0.00
		MPK	510.00	510.00	510.00	0.00	0.00
		PSH	480.00	480.00	480.00	0.00	0.00
		QTA	528.00	528.00	528.00	0.00	0.00
048. Beverages							
2449001. COCA COLA(CRATE OF 24 BOTTLES)	EACH	LAH	442.00	442.00	442.00	0.00	0.00
		FAS	445.00	445.00	445.00	0.00	0.00
		RAW	405.00	405.00	405.00	0.00	0.00
		MUL	403.00	403.00	403.00	0.00	0.00
		SKT	444.00	444.00	444.00	0.00	0.00
		GJT	444.00	444.00	444.00	0.00	0.00
		KAR	444.00	444.00	444.00	0.00	0.00
		HYD	444.00	444.00	444.00	0.00	0.00
		SKR	432.00	432.00	432.00	0.00	0.00
		MPK	390.00	390.00	390.00	0.00	0.00
		PSH	440.00	440.00	445.00	0.00	-1.12
		BNU	475.00	475.00	475.00	0.00	0.00
		MNG	430.00	430.00	430.00	0.00	0.00
		QTA	480.00	480.00	480.00	0.00	0.00
2449002. SEVEN UP (CRATE OF 24 BOTTLES)	EACH	LAH	442.00	442.00	442.00	0.00	0.00
		FAS	445.00	445.00	445.00	0.00	0.00
		RAW	405.00	405.00	405.00	0.00	0.00
		MUL	403.00	403.00	403.00	0.00	0.00
		SKT	444.00	444.00	444.00	0.00	0.00
		GJT	444.00	444.00	444.00	0.00	0.00
		KAR	444.00	444.00	444.00	0.00	0.00
		HYD	444.00	444.00	444.00	0.00	0.00
		SKR	432.00	432.00	432.00	0.00	0.00
		MPK	390.00	390.00	390.00	0.00	0.00
		PSH	440.00	440.00	445.00	0.00	-1.12
		BNU	475.00	475.00	475.00	0.00	0.00
		MNG	400.00	420.00	420.00	-4.76	-4.76
		QTA	480.00	480.00	480.00	0.00	0.00
2449003. MAKKA COLA (CRATE OF 24 BOTTLES)	EACH	MUL	280.00	280.00	280.00	0.00	0.00
		GUJ	280.00	280.00	280.00	0.00	0.00
		SKT	270.00	270.00	270.00	0.00	0.00
		PSH	410.00	410.00	410.00	0.00	0.00
		BNU	322.00	322.00	322.00	0.00	0.00
		MNG	322.00	322.00	322.00	0.00	0.00
2449004. PEPSI COLA (CRATE OF 24 BOTTLES)	EACH	LAH	442.00	442.00	442.00	0.00	0.00
		FAS	445.00	445.00	445.00	0.00	0.00
		RAW	405.00	405.00	405.00	0.00	0.00
		MUL	403.00	403.00	403.00	0.00	0.00
		SKT	444.00	444.00	444.00	0.00	0.00
		GJT	444.00	444.00	444.00	0.00	0.00
		KAR	444.00	444.00	444.00	0.00	0.00
		HYD	444.00	444.00	444.00	0.00	0.00
		SKR	432.00	432.00	432.00	0.00	0.00

Contd.

7.10 Intercity Wholesale Prices of Selected Commodities

Group/Commodity/Item Specification	Unit	City	Prices (Rs.)			% Change in May, 2017 Over	
			May,2017	Apr.,2017	May,2016	Apr., 2017	May, 2016
		PSH	440.00	440.00	445.00	0.00	-1.12
		BNU	475.00	475.00	475.00	0.00	0.00
		MNG	400.00	420.00	420.00	-4.76	-4.76
		QTA	450.00	450.00	450.00	0.00	0.00
049. Tobacco Products							
2502001. CIGARETTES K-2 10'S (FILTER)	1000	KAR	3305.00	3305.00	2850.00	0.00	15.96
2502002. CIGARETTES MELBOURNE	1000	KAR	3575.00	3575.00	3100.00	0.00	15.32
2502003. CIGARETTES CAPSTAN LSFT 10 SS	1000	KAR	3575.00	3575.00	3350.00	0.00	6.72
2502004. CIGARETTES GOLD LEAF (KSFT) 20	1000	KAR	6250.00	6250.00	5700.00	0.00	9.65
3b) Textiles & Apparels							
050. Cotton Yarn							
2636001. COTTON YARN 10/1 POPULAR FIBER	10 LB.	KAR	920.00	920.00	767.50	0.00	19.87
2636002. COTTON YARN 16/1 MGM	10 LB.	KAR	1192.50	1190.00	997.50	0.21	19.55
2636003. COTTON YARN 21/1 SURIYA TEXTILE	10 LB.	KAR	1250.00	1250.00	1070.00	0.00	16.82
2636004. COTTON YARN 42/1 ABDULLAH TEXTILE	10 LB.	KAR	1650.00	1650.00	1550.00	0.00	6.45
2636005. COTTON YARN 20/2 BAJWA	10 LB.	KAR	1350.00	1350.00	1180.00	0.00	14.41
051. Nylon Yarn							
2643001. NYLON YARN RUPALI(PAK)50/72/00	LB.	KAR	90.00	90.00	90.00	0.00	0.00
2643002. NYLON YARN GRATON 50/36/00FLAT	LB.	KAR	70.00	70.00	77.00	0.00	-9.09
2643003. NYLON YARN GRATON 75/48/0 DTY	LB.	KAR	103.00	103.00	103.00	0.00	0.00
052. Blended Yarn							
2645001. BLND.YARN 30/1 A.A TEX.Z.TW PVC	LB.	KAR	125.50	127.00	121.00	-1.18	3.72
2645002. BLND.YARN 40/1 SANA	LB.	KAR	138.00	138.00	135.00	0.00	2.22
2645003. BLND.YARN 60/1 PP AGAR	LB.	KAR	124.00	124.00	124.00	0.00	0.00
2645004. BLND.YARN 30/1 A.A TEX.COMBED	LB.	KAR	131.00	131.00	120.00	0.00	9.17
2645005. BLND.YARN 40/1 A.A. TEXTILE	LB.	KAR	143.00	143.00	143.00	0.00	0.00
053. Woven Fabrics							
2654001. LIGHT WEIGHT WORSTED (L.PUR)	MTR.	LAH	975.00	925.00	925.00	5.41	5.41
		RAW	1475.00	1475.00	1162.50	0.00	26.88
		KAR	1800.00	1800.00	1700.00	0.00	5.88
2654002. HEAVY WEIGHT SUITING (L.PUR)	MTR.	LAH	1925.00	1825.00	1625.00	5.48	18.46
		RAW	1675.00	1675.00	1375.00	0.00	21.82
		KAR	2600.00	2600.00	2350.00	0.00	10.64
2654003. TWEED (LAWRENCEPUR)	MTR.	LAH	1125.00	1025.00	1010.00	9.76	11.39
		RAW	1475.00	1475.00	1225.00	0.00	20.41
		KAR	2200.00	2200.00	2050.00	0.00	7.32
2654004. WORSTED (LAWRENCEPUR)	MTR.	LAH	1175.00	1075.00	1075.00	9.30	9.30
		RAW	1525.00	1525.00	1275.00	0.00	19.61
		KAR	2000.00	2000.00	1800.00	0.00	11.11
054. Cotton Fabrics							
2662001. LATHA GUL AHMED 90000 SUP. QLTY.	40 MTR.	LAH	8900.00	8100.00	8100.00	9.88	9.88
		FAS	8280.00	8190.00	8550.00	1.10	-3.16
		RAW	6350.00	6350.00	5625.00	0.00	12.89
		MUL	8500.00	8500.00	8500.00	0.00	0.00
		KAR	8500.00	8500.00	8500.00	0.00	0.00
		HYD	8000.00	8000.00	8000.00	0.00	0.00
2662002. LATHA PRESIDENT SUP. QLTY.	40 MTR.	LAH	3700.00	3700.00	3700.00	0.00	0.00
		MUL	7000.00	7000.00	7000.00	0.00	0.00
		KAR	3682.50	3682.50	3682.50	0.00	0.00
2662003. LATHA MAST QALANDER SUP. QLTY.	40 MTR.	MUL	5300.00	5300.00	5300.00	0.00	0.00
		KAR	2810.00	2810.00	2810.00	0.00	0.00
2662004. LATHA MUGHAL-E-AZAM SUP. QLTY.	40 MTR.	LAH	4200.00	3750.00	3750.00	12.00	12.00
		FAS	6380.00	6000.00	5650.00	6.33	12.92
		RAW	5525.00	5525.00	5525.00	0.00	0.00
		MUL	6200.00	6200.00	5920.00	0.00	4.73
		KAR	5300.00	5300.00	5300.00	0.00	0.00
		HYD	7000.00	7000.00	7000.00	0.00	0.00

Contd.

7.10 Intercity Wholesale Prices of Selected Commodities

Group/Commodity/Item Specification	Unit	City	Prices (Rs.)			% Change in May, 2017 Over			
			May,2017	Apr.,2017	May,2016	Apr., 2017	May, 2016		
055. Other Fabrics									
2669001. LAWN AVG. QLTY.	MTR.	LAH	81.00	81.00	81.00	0.00	0.00		
		FAS	92.50	92.50	92.50	0.00	0.00		
		RAW	122.50	122.50	122.50	0.00	0.00		
		MUL	125.00	125.00	125.00	0.00	0.00		
		KAR	130.00	130.00	130.00	0.00	0.00		
		HYD	140.00	140.00	140.00	0.00	0.00		
		SKR	80.00	80.00	80.00	0.00	0.00		
2669002. LAWN SUP. QLTY.	MTR.	LAH	217.50	207.50	207.50	4.82	4.82		
		FAS	190.00	192.50	230.00	-1.30	-17.39		
		RAW	225.00	225.00	225.00	0.00	0.00		
		MUL	180.00	180.00	180.00	0.00	0.00		
		KAR	275.00	275.00	275.00	0.00	0.00		
		QTA	175.00	152.50	152.50	14.75	14.75		
		LAH	50.00	50.00	50.00	0.00	0.00		
2669003. GREY CLOTH 52"	MTR.	FAS	62.50	62.50	62.50	0.00	0.00		
		RAW	41.00	41.00	41.00	0.00	0.00		
		MUL	117.50	117.50	117.50	0.00	0.00		
		KAR	69.50	69.50	69.50	0.00	0.00		
		LRK	110.00	105.00	105.00	4.76	4.76		
		LAH	82.50	82.50	82.50	0.00	0.00		
		FAS	122.50	122.50	122.50	0.00	0.00		
2669004. GREY CLOTH 98"	MTR.	KAR	130.00	130.00	130.00	0.00	0.00		
		LAH	75.50	75.50	75.50	0.00	0.00		
		FAS	120.00	120.00	105.00	0.00	14.29		
2669005. DRILL DYED	MTR.	RAW	37.50	37.50	32.50	0.00	15.38		
		KAR	141.00	141.00	141.00	0.00	0.00		
		QTA	68.00	68.00	68.00	0.00	0.00		
		056. Silk & Reyon Fabrics							
		2679001. KT. SHIRTING AL-KARAM SUP. QLTY.	MTR.	LAH	87.50	87.50	87.50	0.00	0.00
RAW	132.50			132.50	132.50	0.00	0.00		
KAR	135.00			135.00	135.00	0.00	0.00		
2679002. KT. SHIRTING TOYOBO SUP. QLTY.	MTR.	FAS	240.00	240.00	212.50	0.00	12.94		
		RAW	132.50	132.50	132.50	0.00	0.00		
		MUL	85.00	85.00	85.00	0.00	0.00		
		KAR	92.50	92.50	92.50	0.00	0.00		
		QTA	73.00	73.00	73.00	0.00	0.00		
2679003. WOOLY FLAT	MTR.	LAH	52.50	47.50	47.50	10.53	10.53		
		KAR	39.00	39.00	39.00	0.00	0.00		
		QTA	62.50	62.50	62.50	0.00	0.00		
2679004. SILK AVG. QLTY.	MTR.	LAH	72.50	67.50	67.50	7.41	7.41		
		RAW	57.50	57.50	57.50	0.00	0.00		
		MUL	95.00	95.00	95.00	0.00	0.00		
		KAR	41.00	41.00	41.00	0.00	0.00		
		SKR	45.00	45.00	45.00	0.00	0.00		
		QTA	55.00	55.00	55.00	0.00	0.00		
2679005. SILK SUP. QLTY.	MTR.	LAH	102.50	92.50	92.50	10.81	10.81		
		FAS	90.00	90.00	237.50	0.00	-62.11		
		RAW	95.00	95.00	95.00	0.00	0.00		
		QTA	75.00	75.00	75.00	0.00	0.00		
2679006. LINEN STAR MILL KARACHI	MTR.	LAH	127.50	127.50	127.50	0.00	0.00		
		KAR	140.00	140.00	130.00	0.00	7.69		
		QTA	100.00	100.00	100.00	0.00	0.00		
057. Towels									
2684001. TOWEL MED SIZE AVG. QLTY.	DOZ.	LAH	1825.00	1825.00	1725.00	0.00	5.80		
		FAS	1900.00	1900.00	1650.00	0.00	15.15		

Contd.

7.10 Intercity Wholesale Prices of Selected Commodities

Group/Commodity/Item Specification	Unit	City	Prices (Rs.)			% Change in May, 2017 Over	
			May,2017	Apr.,2017	May,2016	Apr., 2017	May, 2016
		KSR	1825.00	1825.00	1725.00	0.00	5.80
		KAR	2300.00	2300.00	2300.00	0.00	0.00
		SKR	2040.00	2040.00	2040.00	0.00	0.00
		PSH	2400.00	2400.00	2400.00	0.00	0.00
		QTA	1620.00	1620.00	1620.00	0.00	0.00
058. Blankets							
2711001. BLANKET MOONLITE SINGLE	EACH	LAH	2400.00	2400.00	2400.00	0.00	0.00
		RAW	3075.00	3075.00	2975.00	0.00	3.36
		KAR	2437.50	2437.50	2437.50	0.00	0.00
2711002. BLANKET MOONLITE DOUBLE	EACH	LAH	3000.00	3000.00	3000.00	0.00	0.00
		RAW	3487.50	3487.50	3325.00	0.00	4.89
		KAR	2900.00	2900.00	2900.00	0.00	0.00
059. Bed Sheets							
2712001. BED SHEET COTTON SINGLE AVG. QLTY.	DOZ.	LAH	3760.00	3760.00	3250.00	0.00	15.69
		FAS	4300.00	4300.00	4300.00	0.00	0.00
		KAR	4350.00	4350.00	4350.00	0.00	0.00
		SKR	3960.00	3960.00	3960.00	0.00	0.00
		PSH	4000.00	4000.00	4800.00	0.00	-16.67
		QTA	3600.00	3600.00	3600.00	0.00	0.00
2712002. BED SHEET COTTON DOUBLE AVG. QLTY.	DOZ.	LAH	6250.00	6250.00	5650.00	0.00	10.62
		FAS	4950.00	4900.00	4900.00	1.02	1.02
		KAR	6750.00	6750.00	6750.00	0.00	0.00
		SKR	7800.00	7800.00	7800.00	0.00	0.00
		PSH	9600.00	9600.00	9600.00	0.00	0.00
		QTA	4500.00	4250.00	4250.00	5.88	5.88
060. Quilts							
2718001. READY MADE QUILT	EACH	LAH	950.00	950.00	950.00	0.00	0.00
		RAW	875.00	875.00	775.00	0.00	12.90
		KAR	1075.00	1075.00	1075.00	0.00	0.00
		PSH	900.00	900.00	875.00	0.00	2.86
		QTA	600.00	600.00	600.00	0.00	0.00
061. Woolen Carpets							
2721001. WOOLEN CARPET	SQ.FT.	LAH	105.00	105.00	92.50	0.00	13.51
		KAR	60.00	60.00	60.00	0.00	0.00
062. Synthetic Carpets							
2729001. SYNTHETIC CARPET	SQ.FT.	LAH	32.50	32.50	32.50	0.00	0.00
		RAW	26.50	26.50	24.50	0.00	8.16
		KAR	49.00	49.00	49.00	0.00	0.00
		QTA	46.50	46.50	46.50	0.00	0.00
063. Hosiery Products							
2821001. UNDER WEAR MED. SIZE AVG. QLTY.	DOZ.	LAH	1270.00	1270.00	1125.00	0.00	12.89
		FAS	900.00	780.00	780.00	15.38	15.38
		RAW	1912.50	1912.50	1875.00	0.00	2.00
		KAR	1140.00	1140.00	1000.00	0.00	14.00
		SKR	960.00	960.00	890.00	0.00	7.87
		PSH	1440.00	1440.00	1440.00	0.00	0.00
		QTA	540.00	540.00	420.00	0.00	28.57
2821002. VEST (BANYAN)MED. SIZE AVG. QLTY.	DOZ.	LAH	1310.00	1310.00	1175.00	0.00	11.49
		FAS	1020.00	900.00	900.00	13.33	13.33
		RAW	1912.50	1912.50	1875.00	0.00	2.00
		KAR	1260.00	1260.00	1030.00	0.00	22.33
		SKR	1320.00	1320.00	1322.50	0.00	-0.19
		PSH	1440.00	1440.00	1440.00	0.00	0.00
		QTA	720.00	720.00	720.00	0.00	0.00
2821003. SOCKS NYLON MIXED GENTS SUP. QLTY.	DOZ.	LAH	660.00	660.00	1125.00	0.00	-41.33
		FAS	710.00	710.00	710.00	0.00	0.00
		RAW	812.50	812.50	812.50	0.00	0.00

Contd.

7.10 Intercity Wholesale Prices of Selected Commodities

Group/Commodity/Item Specification	Unit	City	Prices (Rs.)			% Change in May, 2017 Over	
			May,2017	Apr.,2017	May,2016	Apr., 2017	May, 2016
		KAR	930.00	930.00	798.00	0.00	16.54
		SKR	900.00	900.00	860.00	0.00	4.65
		PSH	600.00	600.00	900.00	0.00	-33.33
		QTA	620.00	620.00	620.00	0.00	0.00
2821004. SOCKS COTTON GENTS AVG. QLTY.	DOZ.	LAH	1087.50	1087.50	750.00	0.00	45.00
		FAS	510.00	510.00	510.00	0.00	0.00
		KAR	702.00	702.00	650.00	0.00	8.00
064. Readymade Garments							
2823101. PANTS GENTS (W&W) AVG. QLTY.	DOZ.	LAH	4750.00	4750.00	4250.00	0.00	11.76
		RAW	7250.00	7250.00	7250.00	0.00	0.00
		KAR	5730.00	5730.00	5100.00	0.00	12.35
2823102. SHORT	DOZ.	LAH	1250.00	1250.00	1250.00	0.00	0.00
		KAR	1350.00	1350.00	1350.00	0.00	0.00
		HYD	1800.00	1800.00	2400.00	0.00	-25.00
2823103. AWAMI SUIT(W&W) AVG. QLTY.	DOZ.	LAH	10000.00	10000.00	9000.00	0.00	11.11
		RAW	13350.00	13350.00	12750.00	0.00	4.71
		KAR	7900.00	7900.00	7100.00	0.00	11.27
		QTA	6600.00	6600.00	5400.00	0.00	22.22
2823201. SHIRT GENTS (W&W) AVG. QLTY.	DOZ.	LAH	3225.00	3225.00	3225.00	0.00	0.00
		RAW	4375.00	4375.00	4275.00	0.00	2.34
		KAR	3540.00	3540.00	4050.00	0.00	-12.59
2823301. GIRL'S FROCK (W&W)	DOZ.	LAH	8750.00	8750.00	8750.00	0.00	0.00
		RAW	11650.00	11650.00	11100.00	0.00	4.95
		KAR	7500.00	7500.00	6950.00	0.00	7.91
3c) Leather Products							
065. Leather Without Hair							
2912001. SOLE LEATHER 5 MM GR-1	KG.	SAH	700.00	700.00	700.00	0.00	0.00
		KSR	425.00	425.00	425.00	0.00	0.00
2912002. SOLE LEATHER 4.5 MM GR-1	KG.	SAH	725.00	725.00	725.00	0.00	0.00
		KSR	490.00	490.00	490.00	0.00	0.00
2912003. SOLE LEATHER 4 MM GR-1	KG.	SAH	750.00	750.00	750.00	0.00	0.00
		KSR	510.00	510.00	510.00	0.00	0.00
066. Other Leather N.E.C							
2913001. CHROME LEATHER COW ANALINE GR-I	DM.	SAH	19.37	19.37	19.37	0.00	0.00
		KSR	20.45	20.45	20.45	0.00	0.00
2913002. CHROME LEATHER COW ANALINE GR-II	DM.	SAH	18.29	18.29	18.29	0.00	0.00
		KSR	18.22	18.22	18.22	0.00	0.00
2913003. CHROME LEATHER BUFF CALF (SUP)	DM.	SAH	17.22	17.22	17.22	0.00	0.00
		KSR	18.00	18.00	18.00	0.00	0.00
2913004. CHROME LEATHER BUFF CALF (B)	DM.	SAH	15.60	15.60	15.60	0.00	0.00
		KSR	15.00	15.00	15.00	0.00	0.00
067. Footweares							
2933001. GENTS SHOES PAUL BATA	PAIR	LAH	818.23	818.23	818.23	0.00	0.00
2933002. GENTS SANDAL BATA	PAIR	LAH	572.51	572.51	572.51	0.00	0.00
2933003. GENTS SLATE CHAPPAL BATA	PAIR	LAH	110.08	110.08	110.08	0.00	0.00
2933004. LADIES SANDAL BATA (EMOZIAN)	PAIR	LAH	490.61	490.61	490.61	0.00	0.00
2933005. LADIES SPOUNG CHAPPAL BATA(TROPICAL)	PAIR	LAH	109.52	109.52	109.52	0.00	0.00
2933006. CHILD SHOE POWER LIFE BATA	PAIR	LAH	550.00	550.00	415.00	0.00	32.53
2933007. GENTS SHOES ART 1109 SERVIS	PAIR	LAH	477.00	477.00	477.00	0.00	0.00
2933008. CHEETAH 50 SIZE 3.5	PAIR	LAH	1091.00	1091.00	1091.00	0.00	0.00
2933009. SERVIS SHOES WOMEN	PAIR	LAH	370.00	370.00	370.00	0.00	0.00
2933010. SERVIS SHOES CHILDREN	PAIR	LAH	257.00	257.00	257.00	0.00	0.00
4. Other Transportable Goods							
068. Timber							
3131001. TIMBER SHEESHAM	CMT.	LAH	71510.50	71510.50	62682.50	0.00	14.08
		RAW	76809.50	76809.50	69746.50	0.00	10.13
		KAR	59000.00	59000.00	59000.00	0.00	0.00

Contd.

7.10 Intercity Wholesale Prices of Selected Commodities

Group/Commodity/Item Specification	Unit	City	Prices (Rs.)			% Change in May, 2017 Over	
			May,2017	Apr.,2017	May,2016	Apr., 2017	May, 2016
		PSH	56503.00	56503.00	52965.00	0.00	6.68
		QTA	55582.00	55582.00	55582.00	0.00	0.00
3131002. TIMBER KERUING PINE WOOD	CMT.	RAW	67981.00	67981.00	64449.00	0.00	5.48
		KAR	59000.00	59000.00	59000.00	0.00	0.00
3131003. TIMBER PERTAL	CMT.	LAH	41494.00	41494.00	41494.00	0.00	0.00
		RAW	55620.50	55620.50	52089.00	0.00	6.78
		KAR	43000.00	43000.00	43000.00	0.00	0.00
		PSH	56496.00	56496.00	56496.00	0.00	0.00
		QTA	31050.00	31050.00	31050.00	0.00	0.00
3131004. TIMBER CHIR	CMT.	LAH	41494.00	41494.00	36197.00	0.00	14.63
		RAW	50323.50	50323.50	46792.00	0.00	7.55
		KAR	34500.00	34500.00	34500.00	0.00	0.00
3131005. TIMBER DEODAR	CMT.	RAW	111241.00	111241.00	104178.50	0.00	6.78
		KAR	112500.00	112500.00	112500.00	0.00	0.00
		PSH	105938.00	105938.00	105930.00	0.00	0.01
		QTA	88000.00	88000.00	88000.00	0.00	0.00
3131006. TIMBER TEAK WOOD	CMT.	LAH	177452.50	177452.50	147436.00	0.00	20.36
		KAR	155000.00	155000.00	155000.00	0.00	0.00
069. Printing Paper							
3212901. OFFSET PAPER FLYING FINISH	KG.	KAR	82.00	94.00	75.00	-12.77	9.33
3212902. ART PAPER "LEYKAM"/CHINA	KG.	KAR	115.00	115.00	115.00	0.00	0.00
3212903. PRINTING PAPER ROYAL CENTURY	KG.	KAR	90.00	90.00	90.00	0.00	0.00
3212904. PHOTOSTAT PAPER 210X297 A-4(80GM)	KG.	KAR	325.00	326.25	345.00	-0.38	-5.80
070. Hard Board							
3213301. KRAFT LINES BOARD (BRAZIL-125)	KG.	KAR	106.00	106.00	95.00	0.00	11.58
071. Coke							
3310001. COKE	MT.	KAR	60000.00	60000.00	60000.00	0.00	0.00
072. Motor Spirit							
3331001. MOTOR SPRIT 87 RON	LTR.	KAR	73.94	73.94	64.21	0.00	15.15
073. Diesel Oil							
3333001. DIESEL OIL LIGHT SPEED (BULK)	LTR.	KAR	43.98	43.98	37.90	0.00	16.04
3333002. DIESEL OIL HIGH SPEED(BULK)	LTR.	KAR	82.94	82.94	72.46	0.00	14.46
074. Kerosine Oil							
3334001. KEROSENE OIL	LTR.	KAR	43.86	43.86	43.11	0.00	1.74
075. Furnace Oil							
3337001. HIGH SULPHUR FURNACE OIL(HSFO)	MT.	KAR	36305.00	35823.50	22726.50	1.34	59.75
076. Mobil Oil							
3338001. HAVOLINE MOBIL OIL PETROL ENGN.	4 LTR.	FAS	1950.00	1950.00	1950.00	0.00	0.00
		RAW	1962.50	1962.50	1962.50	0.00	0.00
		MUL	1650.00	1622.50	1622.50	1.69	1.69
		GJT	1749.00	1749.00	1790.00	0.00	-2.29
		KAR	2030.00	2030.00	2000.00	0.00	1.50
		PSH	1880.00	1880.00	1700.00	0.00	10.59
		QTA	1670.00	1670.00	1670.00	0.00	0.00
3338002. HAVOLINE MOBIL OIL CNG ENGN.	4 LTR.	FAS	1600.00	1600.00	1600.00	0.00	0.00
		RAW	1937.50	1937.50	1937.50	0.00	0.00
		MUL	1630.00	1562.50	1562.50	4.32	4.32
		GJT	1749.00	1749.00	1790.00	0.00	-2.29
		KAR	1800.00	1800.00	1750.00	0.00	2.86
		PSH	2060.00	2060.00	1700.00	0.00	21.18
		QTA	1725.00	1725.00	1725.00	0.00	0.00
077. Chemicals							
3414001. STEARIC ACID	LB.	LAH	76.00	82.50	117.50	-7.88	-35.32
		KAR	83.00	83.00	80.50	0.00	3.11
3414002. ACETIC ACID	LB.	LAH	45.00	50.00	80.00	-10.00	-43.75
		KAR	44.00	44.00	37.00	0.00	18.92
		PSH	45.00	45.00	49.00	0.00	-8.16

Contd.

7.10 Intercity Wholesale Prices of Selected Commodities

Group/Commodity/Item Specification	Unit	City	Prices (Rs.)			% Change in May, 2017 Over	
			May,2017	Apr.,2017	May,2016	Apr., 2017	May, 2016
3414003. TARTARIC POWDER	50 KG.	LAH	18000.00	18000.00	16000.00	0.00	12.50
		KAR	3700.00	3700.00	3700.00	0.00	0.00
3414004. CITRIC ACID	50 KG.	LAH	7200.00	7000.00	5400.00	2.86	33.33
		KAR	6100.00	6100.00	4665.00	0.00	30.76
3414005. CHINA CLAY	M.T.	PSH	7500.00	7500.00	5600.00	0.00	33.93
		KAR	30000.00	30000.00	45000.00	0.00	-33.33
3414006. BLEACHING POWDER	50 KG.	LAH	2600.00	2600.00	2600.00	0.00	0.00
		KSR	2675.00	2675.00	2675.00	0.00	0.00
		KAR	3100.00	3100.00	2750.00	0.00	12.73
3414007. GLUCOSE POWDER	50 KG.	PSH	3000.00	3000.00	3000.00	0.00	0.00
		LAH	4400.00	4400.00	4600.00	0.00	-4.35
		KAR	3675.00	3675.00	4000.00	0.00	-8.13
3422001. ZINC OXIDE	50 KG.	PSH	4300.00	4300.00	5200.00	0.00	-17.31
		LAH	25000.00	22000.00	21000.00	13.64	19.05
		PSH	15000.00	15000.00	15000.00	0.00	0.00
3423101. CAUSTIC SODA	50 KG.	LAH	3950.00	3850.00	3800.00	2.60	3.95
		KSR	3950.00	3850.00	3725.00	2.60	6.04
		KAR	4100.00	4100.00	3925.00	0.00	4.46
3423102. SULPHURIC ACID	100 KG.	PSH	4000.00	4000.00	4000.00	0.00	0.00
		LAH	2200.00	2100.00	2200.00	4.76	0.00
		KAR	2320.00	2320.00	2245.00	0.00	3.34
3423103. MERCURY	KG.	PSH	1200.00	1200.00	1600.00	0.00	-25.00
		LAH	10000.00	12000.00	11000.00	-16.67	-9.09
		KAR	8000.00	8000.00	8200.00	0.00	-2.44
3424001. SODA ASH LIGHT 80 KG. BAG	BAG	PSH	5500.00	5500.00	9000.00	0.00	-38.89
		LAH	3456.00	3450.00	3360.00	0.17	2.86
		KSR	3456.00	3500.00	3425.00	-1.26	0.91
3424002. SODIUM BI- CARBONATE.	50 KG.	KAR	1975.00	1975.00	1975.00	0.00	0.00
		PSH	3440.00	3440.00	3360.00	0.00	2.38
		LAH	2400.00	2400.00	2400.00	0.00	0.00
3424003. SALT EPSUM	100 KG.	KAR	2135.00	2135.00	2160.00	0.00	-1.16
		PSH	2400.00	2400.00	2400.00	0.00	0.00
		LAH	1700.00	1400.00	1400.00	21.43	21.43
		KAR	1980.00	1980.00	1980.00	0.00	0.00
		PSH	2200.00	2200.00	2200.00	0.00	0.00
078. Dyeing Material							
3431001. DYES RED B-BASE	LB.	KAR	270.00	270.00	270.00	0.00	0.00
3431002. DYES ORITEX JAPAN RED HR-2.	LB.	KAR	225.00	225.00	225.00	0.00	0.00
3431003. DYED REACTIVE VIOLET H-3R	LB.	KAR	250.00	250.00	250.00	0.00	0.00
079. Fertilizers							
3461101. SONA UREA	MT.	LAH	27000.00	27000.00	36000.00	0.00	-25.00
		FAS	27000.00	27000.00	36000.00	0.00	-25.00
		MUL	26200.00	26500.00	35400.00	-1.13	-25.99
		PSH	27000.00	27000.00	35600.00	0.00	-24.16
3461102. KISAN UREA	MT.	LAH	27000.00	27000.00	36000.00	0.00	-25.00
		FAS	26000.00	26000.00	35000.00	0.00	-25.71
		MUL	25200.00	25400.00	34000.00	-0.79	-25.88
		GUJ	26000.00	26000.00	34200.00	0.00	-23.98
		PSH	26400.00	26400.00	35600.00	0.00	-25.84
3461401. CALCIUM AMMONIUM NITRATE	MT.	LAH	23000.00	23000.00	30000.00	0.00	-23.33
		FAS	24000.00	23000.00	29000.00	4.35	-17.24
		MUL	21600.00	21400.00	27600.00	0.93	-21.74
		GUJ	22000.00	22000.00	29000.00	0.00	-24.14
		PSH	31000.00	31000.00	31000.00	0.00	0.00
3462101. SINGLE SUPPER PHOSPHATE (GR) 18PC	MT.	LAH	16000.00	16000.00	18000.00	0.00	-11.11
		FAS	18000.00	18000.00	18000.00	0.00	0.00
		MUL	14000.00	13100.00	15600.00	6.87	-10.26
		GUJ	16000.00	16000.00	16000.00	0.00	0.00
		PSH	17000.00	17000.00	18000.00	0.00	-5.56

Contd.

7.10 Intercity Wholesale Prices of Selected Commodities

Group/Commodity/Item Specification	Unit	City	Prices (Rs.)			% Change in May, 2017 Over	
			May,2017	Apr.,2017	May,2016	Apr., 2017	May, 2016
3462102. SINGLE SUPER PHOSPHATE (PD) 18PC	MT.	LAH	21000.00	21000.00	21000.00	0.00	0.00
		FAS	21950.00	21950.00	21950.00	0.00	0.00
		MUL	21900.00	21900.00	21900.00	0.00	0.00
		GUJ	22000.00	22000.00	22000.00	0.00	0.00
		PSH	25100.00	25100.00	25100.00	0.00	0.00
3462103. TRIPLE SUPER PHOSPHATE (GR)	MT.	LAH	61750.00	61750.00	61750.00	0.00	0.00
		FAS	61850.00	61850.00	61850.00	0.00	0.00
		MUL	62050.00	62050.00	62050.00	0.00	0.00
		GUJ	66000.00	66000.00	66000.00	0.00	0.00
		PSH	60000.00	60000.00	60000.00	0.00	0.00
3463201. SULPHATE OF POTASH	MT.	LAH	69000.00	69000.00	99000.00	0.00	-30.30
		MUL	83600.00	83600.00	83600.00	0.00	0.00
		KSR	69000.00	69000.00	99000.00	0.00	-30.30
3464101. NITRO PHOSPHATE	MT.	LAH	36000.00	36000.00	42000.00	0.00	-14.29
		FAS	38000.00	38000.00	41000.00	0.00	-7.32
		MUL	36200.00	36600.00	37400.00	-1.09	-3.21
		GUJ	35000.00	35000.00	42000.00	0.00	-16.67
		PSH	38000.00	38000.00	40000.00	0.00	-5.00
3464201. DIA-AMMONIUM PHOSPHATE	MT.	LAH	49000.00	49000.00	59000.00	0.00	-16.95
		FAS	53000.00	53600.00	57000.00	-1.12	-7.02
		MUL	51600.00	51600.00	56600.00	0.00	-8.83
		GUJ	49000.00	49000.00	58000.00	0.00	-15.52
		PSH	52000.00	52000.00	54000.00	0.00	-3.70
3464401. NITROGEN PHOSPHATE AND POTACIUM(NPK)	MT.	LAH	46000.00	46000.00	57000.00	0.00	-19.30
		GUJ	58000.00	58000.00	58000.00	0.00	0.00
		SAR	46400.00	45500.00	51800.00	1.98	-10.42
		HYD	39600.00	39600.00	61680.00	0.00	-35.80
080. Pesticides							
3466101. THIODAN 35 EC(AGRICULTURE) 1 LTR	BOTTLE	LAH	750.00	750.00	750.00	0.00	0.00
		FAS	1100.00	1100.00	1050.00	0.00	4.76
		MUL	1200.00	1200.00	1200.00	0.00	0.00
		SAR	875.00	875.00	875.00	0.00	0.00
		GJT	500.00	500.00	500.00	0.00	0.00
		HYD	750.00	750.00	750.00	0.00	0.00
		MPK	600.00	600.00	600.00	0.00	0.00
		LAH	2000.00	2000.00	2000.00	0.00	0.00
		FAS	1100.00	1100.00	1265.00	0.00	-13.04
		MUL	1550.00	1550.00	1550.00	0.00	0.00
3466102. DURSBAN TC(TERMICIDE CONC.)	BOTTLE	SAR	900.00	900.00	1100.00	0.00	-18.18
		LAH	250.00	250.00	250.00	0.00	0.00
		FAS	340.00	340.00	360.00	0.00	-5.56
		MUL	700.00	700.00	700.00	0.00	0.00
		SAR	250.00	250.00	300.00	0.00	-16.67
3466103. SARSABZ (VEGETABLES) 1 LTR.	BOTTLE	GJT	500.00	500.00	500.00	0.00	0.00
		LAH	800.00	800.00	800.00	0.00	0.00
		FAS	1220.00	1220.00	1300.00	0.00	-6.15
		GUJ	1100.00	1100.00	1100.00	0.00	0.00
		GJT	1200.00	1200.00	1200.00	0.00	0.00
3466104. MALATHION (ALL ANIMALS) 1 LTR.	BOTTLE	LAH	800.00	800.00	800.00	0.00	0.00
		FAS	1220.00	1220.00	1300.00	0.00	-6.15
		GUJ	1100.00	1100.00	1100.00	0.00	0.00
		GJT	1200.00	1200.00	1200.00	0.00	0.00
081. Insecticides							
3471001. L-D POLYTHYLENE	LB.	KAR	85.81	86.25	76.19	-0.51	12.63
3473001. POLYSTRENE GP.	55 LB.	KAR	4745.00	4745.00	4745.00	0.00	0.00
082. Paints & Varnishes							
3511001. SYN CLEAR VARNISH (BUXLYS)	3 LTR.	LAH	1000.00	1000.00	1062.00	0.00	-5.84
		KAR	1225.00	1225.00	1225.00	0.00	0.00
3511002. SYN CLEAR VARNISH (BERGER)	3 LTR.	LAH	1200.00	1200.00	1215.00	0.00	-1.23
		KAR	1375.00	1375.00	1375.00	0.00	0.00

Contd.

7.10 Intercity Wholesale Prices of Selected Commodities

Group/Commodity/Item Specification	Unit	City	Prices (Rs.)			% Change in May, 2017 Over	
			May,2017	Apr.,2017	May,2016	Apr., 2017	May, 2016
3511003. SYN ENAMEL VIP (BERGER)	3.6 LTR	LAH	1850.00	1850.00	1860.00	0.00	-0.54
		RAW	1365.00	1365.00	1337.50	0.00	2.06
		KAR	1650.00	1650.00	1650.00	0.00	0.00
3511004. SYN ENAMEL 413 (BUXLYS)	3.6 LTR	LAH	1350.00	1350.00	1380.00	0.00	-2.17
		RAW	1365.00	1365.00	1330.00	0.00	2.63
		KAR	1650.00	1650.00	1650.00	0.00	0.00
3511005. VIP PLASTIC EMULSION (BERGER)	4 LTR.	LAH	1825.00	1825.00	1836.00	0.00	-0.60
		RAW	1590.00	1590.00	1555.00	0.00	2.25
		KAR	1500.00	1500.00	1500.00	0.00	0.00
3511006. PLASTIC BOUND DISTEMPER(BUXLYS)	6 KG.	LAH	1200.00	1200.00	1210.00	0.00	-0.83
		RAW	990.00	990.00	975.00	0.00	1.54
		KAR	975.00	975.00	975.00	0.00	0.00
3511007. ICI PLASTIC EMULSION	4 LTR	LAH	2064.00	2064.00	1940.00	0.00	6.39
		RAW	1730.00	1730.00	1690.00	0.00	2.37
		KAR	1750.00	1750.00	1750.00	0.00	0.00
083. Medicines							
3526001. PANADOL TAB. (200)	PACKET	LAH	162.00	162.00	162.00	0.00	0.00
		RAW	195.50	195.50	195.50	0.00	0.00
		MUL	204.00	204.00	204.00	0.00	0.00
		KAR	205.00	205.00	205.00	0.00	0.00
		MPK	153.00	153.00	153.00	0.00	0.00
		PSH	210.00	210.00	210.00	0.00	0.00
3526002. DISPRIN TAB. (600)	PACKET	LAH	200.00	200.00	240.00	0.00	-16.67
		RAW	555.00	555.00	555.00	0.00	0.00
		MUL	595.00	595.00	595.00	0.00	0.00
		KAR	656.88	656.88	638.00	0.00	2.96
		MPK	638.00	638.00	638.00	0.00	0.00
		PSH	550.00	550.00	550.00	0.00	0.00
3526003. FLAGYL TAB. (200)	PACKET	LAH	510.00	510.00	510.00	0.00	0.00
		RAW	600.00	600.00	600.00	0.00	0.00
		MUL	278.00	278.00	278.00	0.00	0.00
		KAR	255.00	255.00	255.00	0.00	0.00
		MPK	267.83	267.83	267.83	0.00	0.00
		PSH	268.00	268.00	268.00	0.00	0.00
3526004. VENTOLIN TAB.(100)	PACKET	LAH	260.00	260.00	260.00	0.00	0.00
		RAW	271.00	271.00	271.00	0.00	0.00
		MUL	180.00	180.00	180.00	0.00	0.00
		KAR	92.00	92.00	87.00	0.00	5.75
		MPK	85.00	85.00	85.00	0.00	0.00
		PSH	121.00	121.00	121.00	0.00	0.00
3526005. DAONIL TAB. (60)	PACKET	LAH	86.53	86.53	86.53	0.00	0.00
		RAW	73.20	73.20	73.20	0.00	0.00
		MUL	85.00	85.00	85.00	0.00	0.00
		KAR	90.00	90.00	90.00	0.00	0.00
		MPK	86.00	86.00	82.00	0.00	4.88
		PSH	86.50	86.50	86.50	0.00	0.00
3526006. ENTOX TAB. (100)	PACKET	LAH	86.31	86.31	86.31	0.00	0.00
		RAW	88.00	88.00	88.00	0.00	0.00
		MUL	80.00	80.00	80.00	0.00	0.00
		KAR	88.00	88.00	88.00	0.00	0.00
		MPK	88.00	88.00	88.00	0.00	0.00
		PSH	90.00	90.00	90.00	0.00	0.00
3526006. ENTOX TAB. (100)	PACKET	LAH	135.00	135.00	87.50	0.00	54.29
		RAW	115.50	115.50	73.00	0.00	58.22
		MUL	127.65	127.65	85.00	0.00	50.18
		KAR	130.00	130.00	100.00	0.00	30.00
		MPK	85.00	85.00	85.00	0.00	0.00
		PSH	87.00	87.00	87.00	0.00	0.00
		QTA	150.00	150.00	85.00	0.00	76.47

Contd.

7.10 Intercity Wholesale Prices of Selected Commodities

Group/Commodity/Item Specification	Unit	City	Prices (Rs.)			% Change in May, 2017 Over	
			May,2017	Apr.,2017	May,2016	Apr., 2017	May, 2016
3526007. CALCIUM TAB. 1000 SANDOZ	06 BOTT	LAH	642.00	642.00	642.00	0.00	0.00
		RAW	620.00	620.00	620.00	0.00	0.00
		MUL	634.64	634.64	622.20	0.00	2.00
		KAR	660.00	660.00	660.00	0.00	0.00
		MPK	520.00	520.00	520.00	0.00	0.00
		PSH	650.00	650.00	630.00	0.00	3.17
3526008. RENITEC TAB. 5 MG. (20)	PACKET	LAH	87.56	87.56	87.56	0.00	0.00
		RAW	99.50	99.50	99.50	0.00	0.00
		MUL	99.45	99.45	99.45	0.00	0.00
		KAR	100.00	100.00	100.00	0.00	0.00
		MPK	88.00	88.00	88.00	0.00	0.00
		PSH	101.00	101.00	101.00	0.00	0.00
3526009. CARMINA (150 TABLETS)	06 BOTT	LAH	190.00	190.00	190.00	0.00	0.00
		RAW	195.00	195.00	175.00	0.00	11.43
		MUL	206.00	206.00	186.00	0.00	10.75
		KAR	207.00	207.00	180.00	0.00	15.00
		PSH	170.00	170.00	170.00	0.00	0.00
		QTA	102.00	102.00	102.00	0.00	0.00
3526010. SUALIN (250 TAB.) STRIP	EACH	LAH	115.00	115.00	105.00	0.00	9.52
		RAW	147.50	147.50	115.00	0.00	28.26
		KAR	132.00	132.00	132.00	0.00	0.00
		PSH	135.00	135.00	130.00	0.00	3.85
3526011. SANCOS SYRUP 60 MG.	06 BOTT	LAH	157.00	157.00	288.00	0.00	-45.49
		RAW	142.50	142.50	142.50	0.00	0.00
		MUL	280.50	280.50	280.50	0.00	0.00
		KAR	160.00	160.00	160.00	0.00	0.00
		MPK	285.00	285.00	285.00	0.00	0.00
		PSH	308.00	308.00	300.00	0.00	2.67
3526012. PHENRGONE SYRUP 120 MG	06 BOTT	LAH	179.66	179.66	179.66	0.00	0.00
		RAW	168.00	168.00	168.00	0.00	0.00
		MUL	168.30	168.30	168.30	0.00	0.00
		KAR	198.00	198.00	198.00	0.00	0.00
		MPK	170.00	170.00	170.00	0.00	0.00
		PSH	174.00	174.00	174.00	0.00	0.00
3526013. CALPOL SYRUP	06 BOTT	LAH	146.00	146.00	146.00	0.00	0.00
		RAW	152.00	152.00	143.00	0.00	6.29
		MUL	140.76	140.76	140.76	0.00	0.00
		KAR	150.00	150.00	150.00	0.00	0.00
		MPK	214.20	214.20	214.20	0.00	0.00
		PSH	144.48	144.48	144.48	0.00	0.00
3526014. HYDERLIN SYRUP	06 BOTT	LAH	360.00	360.00	340.00	0.00	5.88
		RAW	357.50	357.50	327.50	0.00	9.16
		MUL	351.90	351.90	316.20	0.00	11.29
		KAR	352.00	352.00	332.00	0.00	6.02
		MPK	372.00	372.00	372.00	0.00	0.00
		PSH	360.00	360.00	306.00	0.00	17.65
3526015. SAFI HAMDARD 100 ML	06 BOTT	LAH	414.00	414.00	378.00	0.00	9.52
		RAW	228.00	228.00	228.00	0.00	0.00
		MUL	275.00	275.00	255.00	0.00	7.84
		KAR	234.00	234.00	210.00	0.00	11.43
		MUL	234.00	234.00	210.00	0.00	11.43
		KAR	306.00	306.00	306.00	0.00	0.00
		PSH	300.00	300.00	270.00	0.00	11.11
		QTA	348.00	348.00	193.00	0.00	80.31

Contd.

7.10 Intercity Wholesale Prices of Selected Commodities

Group/Commodity/Item Specification	Unit	City	Prices (Rs.)			% Change in May, 2017 Over		
			May,2017	Apr.,2017	May,2016	Apr., 2017	May, 2016	
3526016. HONEY TUBE (HAMDARD)	06 TUBE	LAH	540.00	540.00	540.00	0.00	0.00	
		KAR	552.00	552.00	552.00	0.00	0.00	
		MPK	516.00	516.00	516.00	0.00	0.00	
		PSH	540.00	540.00	480.00	0.00	12.50	
		QTA	582.00	582.00	582.00	0.00	0.00	
3526017. BETNOVATE-N OINTMENT	06 TUBE	LAH	170.00	170.00	170.00	0.00	0.00	
		RAW	166.50	166.50	166.50	0.00	0.00	
		MUL	170.04	170.04	170.04	0.00	0.00	
		KAR	168.00	168.00	168.00	0.00	0.00	
		MPK	186.00	186.00	186.00	0.00	0.00	
		PSH	174.00	174.00	174.00	0.00	0.00	
		QTA	186.00	186.00	186.00	0.00	0.00	
3526018. BURNOL	06 TUBE	LAH	282.00	282.00	85.08	0.00	231.45	
		MUL	282.60	282.60	82.00	0.00	244.63	
		KAR	285.00	285.00	96.00	0.00	196.88	
		MPK	81.60	81.60	81.60	0.00	0.00	
		PSH	290.00	290.00	87.00	0.00	233.33	
		QTA	321.12	321.12	81.00	0.00	296.44	
		3526019. O.R.S.FLAVOURED (SEARLE)	DOZEN	LAH	192.00	192.00	180.00	0.00
RAW	183.50			183.50	183.50	0.00	0.00	
MUL	183.60			183.60	173.40	0.00	5.88	
KAR	184.00			184.00	174.00	0.00	5.75	
PSH	188.00			188.00	154.30	0.00	21.84	
QTA	156.00			156.00	156.00	0.00	0.00	
3526020. JOSHANDA HAMDARD	DOZEN			LAH	240.00	240.00	240.00	0.00
		MUL	216.00	216.00	216.00	0.00	0.00	
		KAR	324.00	324.00	264.00	0.00	22.73	
		MPK	240.00	240.00	123.84	0.00	93.80	
		PSH	85.00	85.00	82.00	0.00	3.66	
		QTA	221.00	221.00	221.00	0.00	0.00	
		3526021. COTTON BANDAGE 2" SIZE	06 NO.S	LAH	39.00	39.00	39.00	0.00
RAW	48.00			48.00	48.00	0.00	0.00	
MUL	24.00			24.00	24.00	0.00	0.00	
KAR	30.00			30.00	30.00	0.00	0.00	
MPK	54.00			54.00	54.00	0.00	0.00	
PSH	40.00			40.00	42.50	0.00	-5.88	
084. Soaps & Detergents	3532101. LIFE BOUY SOAP (125 GM.)			DOZ.	LAH	485.00	485.00	416.00
		RAW	437.50		437.50	372.50	0.00	17.45
		KSR	485.00		485.00	416.00	0.00	16.59
		KAR	456.00		456.00	402.50	0.00	13.29
		PSH	445.00		445.00	396.00	0.00	12.37
	3532102. LUX-STD. (70 GM.)	DOZ.	LAH	420.00	420.00	370.00	0.00	13.51
			RAW	375.00	375.00	345.00	0.00	8.70
			KAR	342.50	342.50	327.50	0.00	4.58
			KAR	390.00	390.00	354.00	0.00	10.17
			PSH	336.00	336.00	336.00	0.00	0.00
	3532201. SUPER ACTIVE SURF (130 GM.)	DOZ.	LAH	345.00	345.00	345.00	0.00	0.00
			MUL	230.00	230.00	230.00	0.00	0.00
KAR			229.22	243.62	243.62	-5.91	-5.91	
KAR			228.00	228.00	228.00	0.00	0.00	
SKR			264.00	264.00	264.00	0.00	0.00	
3532202. ARIEL (100 GM)	DOZ.	LAH	230.00	230.00	230.00	0.00	0.00	
		GUJ	228.00	228.00	228.00	0.00	0.00	
		KAR	228.00	228.00	228.00	0.00	0.00	
		MPK	180.00	180.00	180.00	0.00	0.00	

Contd.

7.10 Intercity Wholesale Prices of Selected Commodities

Group/Commodity/Item Specification	Unit	City	Prices (Rs.)			% Change in May, 2017 Over	
			May,2017	Apr.,2017	May,2016	Apr., 2017	May, 2016
3532203. VIM DETERGENT POLY BAG (1000 G.)	DOZ.	LAH	810.00	810.00	810.00	0.00	0.00
		RAW	765.00	765.00	765.00	0.00	0.00
		KAR	864.00	864.00	828.00	0.00	4.35
		SKR	720.00	720.00	720.00	0.00	0.00
		PSH	860.00	860.00	680.00	0.00	26.47
		MNG	900.00	900.00	640.00	0.00	40.63
3532204. MAXIMUM POWER BRITE POLYBAG(400GM)	DOZ.	LAH	1404.00	1404.00	1404.00	0.00	0.00
		RAW	1070.00	1070.00	1070.00	0.00	0.00
		KAR	1428.00	1428.00	1428.00	0.00	0.00
		MPK	1416.00	1416.00	1416.00	0.00	0.00
		PSH	1440.00	1440.00	1325.00	0.00	8.68
		QTA	996.00	996.00	624.00	0.00	59.62
3532205. EXPRESS DETERGENT(1000GM)	DOZ.	KAR	2100.00	2100.00	2100.00	0.00	0.00
3532206. WASHING SOAP BETA/SUF/GUY	DOZ.	LAH	5440.00	5440.00	5580.00	0.00	-2.51
		RAW	3825.00	3825.00	3775.00	0.00	1.32
		KSR	5440.00	5440.00	5560.00	0.00	-2.16
		SKR	3440.00	3440.00	3440.00	0.00	0.00
		PSH	5840.00	5840.00	5840.00	0.00	0.00
		QTA	300.00	300.00	300.00	0.00	0.00
3532207. WASHING SOAP NYLON 101 CAKE	DOZ.	LAH	269.00	269.00	269.00	0.00	0.00
		RAW	255.00	255.00	237.50	0.00	7.37
		SAR	290.00	290.00	289.00	0.00	0.35
		BNU	190.00	190.00	190.00	0.00	0.00
		QTA	300.00	300.00	300.00	0.00	0.00
		RAW	575.00	575.00	575.00	0.00	0.00
3532301. TOOTHPASTE MACLEAN'S (LARGE SIZE)	DOZ.	KAR	1080.00	1080.00	1080.00	0.00	0.00
		KAR	492.00	492.00	492.00	0.00	0.00
3532302. TOOTHPASTE FARHAN'S (STD. SIZE)	DOZ.	KAR	492.00	492.00	492.00	0.00	0.00
3532303. TALC SAMSOL/SWISS MISS (STD.SIZE)	DOZ.	RAW	565.00	565.00	565.00	0.00	0.00
		KAR	1092.00	1092.00	1092.00	0.00	0.00
3532304. PONDS COLD CREAM (MED SIZE.)	DOZ.	LAH	1270.00	1270.00	1270.00	0.00	0.00
		RAW	1125.00	1125.00	1075.00	0.00	4.65
		KAR	1248.00	1248.00	1194.00	0.00	4.52
3532305. PONDS VANISHING CREAM (MED SIZE)	DOZ.	LAH	2450.00	2450.00	2450.00	0.00	0.00
		RAW	1125.00	1125.00	1075.00	0.00	4.65
		KAR	1009.00	1009.00	1009.00	0.00	0.00
3532306. ADMIRAL SHAVING CREAM (MED.SIZE)	DOZ.	LAH	756.00	756.00	720.00	0.00	5.00
		RAW	710.00	710.00	625.00	0.00	13.60
		KAR	750.00	750.00	750.00	0.00	0.00
3532307. HAIR BRYL CREAM (MED. SIZE).	DOZ.	RAW	1165.00	1165.00	1125.00	0.00	3.56
		KAR	1560.00	1560.00	1140.00	0.00	36.84
3532308. JOHNSON'S BABY POWDER/MOTHER CARE	DOZ.	KAR	1380.00	1380.00	1380.00	0.00	0.00
3532309. SUN SILK SHAMPOO LOCAL 10 ML.	DOZ.	RAW	51.00	51.00	51.00	0.00	0.00
		KAR	55.00	55.00	55.00	0.00	0.00
085. Auto Tyres							
3611101. AUTO TYRE GEN/SUZ/ALTO/MEHRAN	EACH	LAH	2700.00	2700.00	2700.00	0.00	0.00
		RAW	2425.00	2425.00	2525.00	0.00	-3.96
		KAR	2525.00	2525.00	2600.00	0.00	-2.88
3611201. MOTOR CYCLE TYRE YAMAHA-100	EACH	LAH	1210.00	1210.00	1210.00	0.00	0.00
		RAW	975.00	975.00	962.50	0.00	1.30
		KAR	810.00	810.00	980.00	0.00	-17.35
3611202. MOTOR CYCLE TYRE HONDA CD-70	EACH	LAH	860.00	860.00	860.00	0.00	0.00
		RAW	975.00	975.00	962.50	0.00	1.30
		KAR	745.00	745.00	840.00	0.00	-11.31
3611203. MOTOR CYCLE TYRE SUZUKI 80 CC.	EACH	LAH	960.00	960.00	960.00	0.00	0.00
		RAW	955.00	955.00	937.50	0.00	1.87
		KAR	1025.00	1025.00	1125.00	0.00	-8.89
3611204. CYCLE TYRE SERVIS (28x1/2")	EACH	LAH	250.00	250.00	250.00	0.00	0.00
		KAR	190.00	190.00	210.00	0.00	-9.52

Contd.

7.10 Intercity Wholesale Prices of Selected Commodities

Group/Commodity/Item Specification	Unit	City	Prices (Rs.)			% Change in May, 2017 Over		
			May,2017	Apr.,2017	May,2016	Apr., 2017	May, 2016	
3611205. CYCLE TYRE DIAMOND (28x1/2")	EACH	LAH	275.00	275.00	275.00	0.00	0.00	
		RAW	287.50	287.50	287.50	0.00	0.00	
		KAR	207.50	207.50	212.50	0.00	-2.35	
3611401. AUTO TUBE GEN/SUZ/ALTO/MEHRAN	EACH	LAH	270.00	270.00	270.00	0.00	0.00	
		RAW	295.00	295.00	295.00	0.00	0.00	
		KAR	305.00	305.00	317.50	0.00	-3.94	
3611402. MOTOR CYCLE TUBE YAMAHA-100	EACH	LAH	185.00	185.00	185.00	0.00	0.00	
		RAW	215.00	215.00	192.50	0.00	11.69	
		KAR	167.50	167.50	187.50	0.00	-10.67	
3611403. MOTOR CYCLE TUBE HONDA CD-70	EACH	LAH	175.00	175.00	175.00	0.00	0.00	
		RAW	215.00	215.00	192.50	0.00	11.69	
		KAR	159.00	159.00	162.50	0.00	-2.15	
3611404. MOTOR CYCLE TUBE SUZUKI 80 CC.	EACH	LAH	195.00	195.00	195.00	0.00	0.00	
		KAR	172.50	172.50	190.00	0.00	-9.21	
		LAH	105.00	105.00	105.00	0.00	0.00	
3611405. CYCLE TUBES SERVIS (28x1/2)	EACH	KAR	99.00	99.00	102.50	0.00	-3.41	
		LAH	110.00	110.00	110.00	0.00	0.00	
		RAW	105.00	105.00	92.50	0.00	13.51	
3611406. CYCLE TUBES DIAMOND (28x1/2)	EACH	KAR	96.50	96.50	97.50	0.00	-1.03	
		086. Plastic Products						
		3694001. WATER COOLER 9 LTR.	EACH	LAH	575.00	575.00	575.00	0.00
KAR	465.00			465.00	465.00	0.00	0.00	
PSH	380.00			380.00	380.00	0.00	0.00	
3694002. BUCKET MED. SIZE	EACH	QTA	410.00	410.00	410.00	0.00	0.00	
		LAH	300.00	300.00	300.00	0.00	0.00	
		GUJ	225.00	225.00	225.00	0.00	0.00	
		GJT	220.00	220.00	220.00	0.00	0.00	
		KAR	290.00	290.00	290.00	0.00	0.00	
3694003. DINNER SET PLASTIC 42/48/52 PIECES	EACH	PSH	350.00	350.00	350.00	0.00	0.00	
		QTA	235.00	235.00	235.00	0.00	0.00	
		LAH	1975.00	1975.00	1975.00	0.00	0.00	
		RAW	5350.00	5350.00	4900.00	0.00	9.18	
		MUL	3000.00	3000.00	3000.00	0.00	0.00	
3694004. HOT POT PLASTIC 3 PIECES	EACH	KAR	2400.00	2400.00	2400.00	0.00	0.00	
		PSH	2100.00	2100.00	2100.00	0.00	0.00	
		MNG	3000.00	3000.00	3000.00	0.00	0.00	
		LAH	1225.00	1225.00	1225.00	0.00	0.00	
		SKT	1000.00	1000.00	1000.00	0.00	0.00	
3694005. THERMOS STARVAC 1 LTR.	EACH	KAR	975.00	975.00	975.00	0.00	0.00	
		PSH	930.00	930.00	1350.00	0.00	-31.11	
		QTA	1050.00	1050.00	1050.00	0.00	0.00	
		LAH	525.00	525.00	525.00	0.00	0.00	
		GUJ	400.00	400.00	400.00	0.00	0.00	
087. Glass sheets	EACH	KAR	525.00	525.00	525.00	0.00	0.00	
		QTA	300.00	300.00	300.00	0.00	0.00	
		087. Glass sheets						
3711401. PL. GLASS SHEET 3 MM ABOVE 1 SQ.M	SQ.MTR.	LAH	385.00	385.00	335.00	0.00	14.93	
		RAW	365.00	365.00	335.00	0.00	8.96	
		KAR	710.00	710.00	465.00	0.00	52.69	
		PSH	1306.00	1306.00	425.00	0.00	207.29	
		LAH	315.00	315.00	247.50	0.00	27.27	
3711402. FIG.GLASS SHEET ABOVE 1 SQ.M	SQ.MTR.	RAW	310.00	310.00	295.00	0.00	5.08	
		KAR	850.00	850.00	745.00	0.00	14.09	
		PSH	860.00	860.00	968.00	0.00	-11.16	
		088. Other Glass Articles						
		3719101. JAR 4 LTR. LOCAL/FANCY/SILKY	DOZ.	RAW	1225.00	1225.00	887.50	0.00
KAR	810.00			810.00	810.00	0.00	0.00	

Contd.

7.10 Intercity Wholesale Prices of Selected Commodities

Group/Commodity/Item Specification	Unit	City	Prices (Rs.)			% Change in May, 2017 Over	
			May,2017	Apr.,2017	May,2016	Apr., 2017	May, 2016
3719301. TUMBLER 200 ML. FANCY (OMROC)	DOZ.	RAW	490.00	490.00	310.00	0.00	58.06
		KAR	870.00	870.00	700.00	0.00	24.29
3719302. JUG DIAMOND 1.2 LTR. FANCY (OMROC)	DOZ.	LAH	1775.00	1775.00	1775.00	0.00	0.00
		RAW	2025.00	2025.00	1337.50	0.00	51.40
3719303. TEA CUP SAUCER WHITE	DOZ.	KAR	2450.00	2450.00	2450.00	0.00	0.00
		LAH	725.00	725.00	725.00	0.00	0.00
		RAW	1125.00	1125.00	887.50	0.00	26.76
		KAR	735.00	735.00	735.00	0.00	0.00
089. Ceramics & Sanitary Fixture							
3721001. EUROPEAN W/C (02/03) STD WHITE	EACH	LAH	1600.00	1600.00	1600.00	0.00	0.00
		RAW	1225.00	1225.00	1225.00	0.00	0.00
		GJT	1400.00	1400.00	1400.00	0.00	0.00
		KAR	2125.00	2125.00	1775.00	0.00	19.72
3721002. EUROPEAN W.C. (02/03)STD COLOUR	EACH	PSH	4100.00	4100.00	4100.00	0.00	0.00
		LAH	1700.00	1700.00	1700.00	0.00	0.00
		RAW	1325.00	1325.00	1325.00	0.00	0.00
		GJT	1600.00	1600.00	1600.00	0.00	0.00
3721003. ASIAN W.C. WHITE 18/22"	EACH	KAR	2275.00	2275.00	1850.00	0.00	22.97
		LAH	1850.00	1850.00	1850.00	0.00	0.00
		RAW	1325.00	1325.00	1325.00	0.00	0.00
		GJT	1200.00	1200.00	1200.00	0.00	0.00
3721004. ASIAN W.C. WHITE 15/22"	EACH	KAR	1075.00	1075.00	1075.00	0.00	0.00
		PSH	1050.00	1050.00	1050.00	0.00	0.00
		LAH	1250.00	1250.00	1250.00	0.00	0.00
		RAW	1225.00	1225.00	1225.00	0.00	0.00
3721005. ASIAN W.C. COLOURED 18/22"	EACH	GJT	1000.00	1000.00	1000.00	0.00	0.00
		KAR	1025.00	1025.00	1025.00	0.00	0.00
		PSH	910.00	910.00	910.00	0.00	0.00
		LAH	1850.00	1850.00	1850.00	0.00	0.00
3721006. ASIAN W.C. COLOURED 15/22"	EACH	RAW	1525.00	1525.00	1525.00	0.00	0.00
		GUJ	1800.00	1800.00	1800.00	0.00	0.00
		GJT	1450.00	1450.00	1450.00	0.00	0.00
		KAR	1125.00	1125.00	1125.00	0.00	0.00
3721007. WASH BASIN 50 CM WHITE STD.	EACH	PSH	980.00	980.00	980.00	0.00	0.00
		LAH	1350.00	1350.00	1350.00	0.00	0.00
		RAW	1325.00	1325.00	1325.00	0.00	0.00
		GUJ	1700.00	1700.00	1700.00	0.00	0.00
3721008. WASH BASIN 50 CM LIGHT COLOUR	EACH	GJT	1250.00	1250.00	1250.00	0.00	0.00
		KAR	1025.00	1025.00	1025.00	0.00	0.00
		PSH	800.00	800.00	870.00	0.00	-8.05
		LAH	1450.00	1450.00	1450.00	0.00	0.00
3721009. SINK STAINLESS STEEL(KIT.)MED.SIZE	EACH	RAW	1325.00	1325.00	1325.00	0.00	0.00
		GJT	1350.00	1350.00	1350.00	0.00	0.00
		KAR	1450.00	1450.00	1350.00	0.00	7.41
		PSH	1850.00	1850.00	1850.00	0.00	0.00
		LAH	1450.00	1450.00	1450.00	0.00	0.00
		RAW	1425.00	1425.00	1425.00	0.00	0.00
		GJT	1150.00	1150.00	1150.00	0.00	0.00
		KAR	1650.00	1650.00	1450.00	0.00	13.79
		PSH	1750.00	1750.00	1750.00	0.00	0.00
		LAH	1850.00	1850.00	1850.00	0.00	0.00
		RAW	2525.00	2525.00	2475.00	0.00	2.02
		GUJ	1400.00	1400.00	1400.00	0.00	0.00
		KAR	1725.00	1725.00	1725.00	0.00	0.00
		PSH	1700.00	1700.00	1700.00	0.00	0.00

Contd.

7.10 Intercity Wholesale Prices of Selected Commodities

Group/Commodity/Item Specification	Unit	City	Prices (Rs.)			% Change in May, 2017 Over	
			May,2017	Apr.,2017	May,2016	Apr., 2017	May, 2016
090. Bricks, Blocks & Tiles							
3732001. BRICKS	1000	LAH	7725.00	7725.00	7750.00	0.00	-0.32
		RAW	9100.00	9100.00	8100.00	0.00	12.35
		GJT	8000.00	8000.00	8000.00	0.00	0.00
		KSR	7550.00	7550.00	7850.00	0.00	-3.82
		HYD	4800.00	4800.00	4800.00	0.00	0.00
		SKR	5500.00	5500.00	5000.00	0.00	10.00
		PSH	8000.00	8000.00	8200.00	0.00	-2.44
		BNU	6275.00	6275.00	7000.00	0.00	-10.36
		QTA	6250.00	6250.00	6250.00	0.00	0.00
3732002. CEMENT BLOCKS	1000	KAR	20500.00	20500.00	20500.00	0.00	0.00
3732003. TILES PLAIN WHITE 8 X 10"	SQ.MTR	LAH	675.00	675.00	675.00	0.00	0.00
		RAW	490.00	490.00	490.00	0.00	0.00
		MUL	800.00	800.00	800.00	0.00	0.00
		KAR	612.50	612.50	612.50	0.00	0.00
3732004. TILES PLAIN COLOURED 8 X 10"	SQ.MTR	LAH	775.00	775.00	775.00	0.00	0.00
		RAW	590.00	590.00	590.00	0.00	0.00
		MUL	850.00	850.00	850.00	0.00	0.00
		KAR	690.00	690.00	690.00	0.00	0.00
091. Cement							
3744001. CEMENT JAVEDAN (EX-FACTORY)	MT.	KAR	8460.00	8460.00	8460.00	0.00	0.00
3744002. CEMENT WHITE	MT.	LAH	18350.00	18350.00	18350.00	0.00	0.00
		RAW	20350.00	20350.00	19100.00	0.00	6.54
		KAR	18900.00	18900.00	18800.00	0.00	0.53
		SKR	18750.00	18750.00	18000.00	0.00	4.17
3744003. SULP. RESISTING CEMENT(JAVEDAN)	MT.	KAR	9158.00	9158.00	9158.00	0.00	0.00
3744004. D.G. CEMENT (EX-FACTORY)	MT	LAH	9242.00	9522.00	8780.00	-2.94	5.26
3744005. LUCKY CEMENT (EX-FACTORY)	MT	KAR	10900.00	10900.00	10110.00	0.00	7.81
3744006. FAUJI CEMENT(EX-FACTORY)	MT	RAW	9430.00	9430.00	8670.00	0.00	8.77
092. Bed Foam							
3815001. BED FOAM	EACH	LAH	4300.00	4300.00	4300.00	0.00	0.00
		RAW	4850.00	4850.00	4325.00	0.00	12.14
		GUJ	3000.00	3000.00	3000.00	0.00	0.00
		KAR	2900.00	2900.00	4300.00	0.00	-32.56
		QTA	3200.00	3200.00	3200.00	0.00	0.00
3815002. BED FOAM COMMANDER 6.5" X 6" X5"	EACH	LAH	6100.00	6100.00	6100.00	0.00	0.00
		FAS	7500.00	7500.00	6900.00	0.00	8.70
		RAW	7350.00	7350.00	6325.00	0.00	16.21
		GJT	7600.00	7600.00	7600.00	0.00	0.00
		KAR	7000.00	7000.00	6400.00	0.00	9.38
		HYD	8750.00	8750.00	5950.00	0.00	47.06
093. Matches							
3899801. MATCHES (70-75 STICKS) 10 BOXES	PACKET	LAH	12.00	12.00	9.60	0.00	25.00
		RAW	9.40	9.40	9.40	0.00	0.00
		KAR	15.00	15.00	15.00	0.00	0.00
		SKR	18.00	18.00	15.00	0.00	20.00
		PSH	16.20	16.20	18.00	0.00	-10.00
5. Metal Product, Machinery & Equipment							
094. Pig Iron							
4111101. PIG IRON	MT.	KAR	40000.00	40000.00	40000.00	0.00	0.00
095. Steel Bar & Sheets							
4126101. M.S. ROUND BAR 1/4"	MT.	LAH	74500.00	74000.00	67000.00	0.68	11.19
		RAW	73750.00	73750.00	67750.00	0.00	8.86
		KAR	70000.00	70000.00	62500.00	0.00	12.00
		HYD	73000.00	72000.00	63000.00	1.39	15.87
		PSH	72000.00	75000.00	65000.00	-4.00	10.77
		QTA	72000.00	71000.00	75000.00	1.41	-4.00

Contd.

7.10 Intercity Wholesale Prices of Selected Commodities

Group/Commodity/Item Specification	Unit	City	Prices (Rs.)			% Change in May, 2017 Over	
			May,2017	Apr.,2017	May,2016	Apr., 2017	May, 2016
4126102. M.S. ROUND BAR 3/8"	MT.	LAH	75000.00	74500.00	67500.00	0.67	11.11
		RAW	73750.00	73750.00	67750.00	0.00	8.86
		KAR	70000.00	70000.00	62500.00	0.00	12.00
		HYD	75000.00	72000.00	63000.00	4.17	19.05
		PSH	73000.00	75500.00	65000.00	-3.31	12.31
4126103. M.S.ROUND BAR 1/2"	MT.	QTA	76000.00	75000.00	79000.00	1.33	-3.80
		LAH	74750.00	74250.00	65500.00	0.67	14.12
		RAW	74250.00	74250.00	68250.00	0.00	8.79
		KAR	70000.00	70000.00	63000.00	0.00	11.11
		HYD	75000.00	72000.00	63000.00	4.17	19.05
4126104. M.S. ROUND BAR 1"	MT.	PSH	70000.00	71500.00	64000.00	-2.10	9.38
		QTA	75000.00	74000.00	78000.00	1.35	-3.85
		LAH	74700.00	74200.00	67500.00	0.67	10.67
		RAW	74250.00	74250.00	68250.00	0.00	8.79
		KAR	70000.00	70000.00	65000.00	0.00	7.69
4126105. M.S.RIBBED BAR 1/2" TO 1"	MT.	PSH	75000.00	75500.00	67000.00	-0.66	11.94
		LAH	75700.00	75200.00	69000.00	0.66	9.71
		RAW	73250.00	73250.00	67250.00	0.00	8.92
		KAR	70000.00	70000.00	68000.00	0.00	2.94
		PSH	75000.00	75500.00	67000.00	-0.66	11.94
4126106. M.S.RIBBED BAR 3/8"	MT.	LAH	75700.00	75200.00	69000.00	0.66	9.71
		RAW	72250.00	72250.00	66250.00	0.00	9.06
		KAR	71500.00	71500.00	69000.00	0.00	3.62
		PSH	90000.00	90000.00	90000.00	0.00	0.00
		LAH	115000.00	115000.00	130000.00	0.00	-11.54
4126107. G.P.SHEET CUTTING JAPAN 24-30 BG	MT.	RAW	88250.00	88250.00	82250.00	0.00	7.29
		KAR	88600.00	88600.00	86800.00	0.00	2.07
		PSH	90000.00	90000.00	90000.00	0.00	0.00
		LAH	105000.00	105000.00	120000.00	0.00	-12.50
		RAW	88250.00	88250.00	82250.00	0.00	7.29
4126108. G.S.SHEET 24 G.GALV.	MT.	KAR	89200.00	89200.00	89400.00	0.00	-0.22
		PSH	90000.00	90000.00	90000.00	0.00	0.00
		LAH	115000.00	115000.00	130000.00	0.00	-11.54
		RAW	88250.00	88250.00	82250.00	0.00	7.29
		KAR	89200.00	89200.00	89400.00	0.00	-0.22
096. Pipe Fittings	DOZ.	PSH	90000.00	90000.00	90000.00	0.00	0.00
		LAH	425.00	425.00	425.00	0.00	0.00
		RAW	387.50	387.50	387.50	0.00	0.00
		KAR	415.00	415.00	384.00	0.00	8.07
		QTA	360.00	360.00	180.00	0.00	100.00
4129202. TEE 3/4"	DOZ.	LAH	530.00	530.00	530.00	0.00	0.00
		RAW	512.50	512.50	512.50	0.00	0.00
		KAR	540.00	540.00	558.00	0.00	-3.23
		QTA	360.00	360.00	360.00	0.00	0.00
		LAH	275.00	275.00	275.00	0.00	0.00
4129203. SOCKET 1/2"	DOZ.	RAW	337.50	337.50	337.50	0.00	0.00
		KAR	246.00	246.00	246.00	0.00	0.00
		QTA	240.00	240.00	120.00	0.00	100.00
		LAH	365.00	365.00	365.00	0.00	0.00
		RAW	412.50	412.50	412.50	0.00	0.00
4129204. SOCKET 3/4"	DOZ.	KAR	310.00	310.00	290.00	0.00	6.90
		QTA	360.00	360.00	165.00	0.00	118.18
		LAH	792.00	730.00	730.00	8.49	8.49
		RAW	712.50	712.50	712.50	0.00	0.00
		KAR	812.00	812.00	812.00	0.00	0.00
4129205. UNION 1/2"	DOZ.	QTA	720.00	720.00	360.00	0.00	100.00
		LAH	900.00	835.00	835.00	7.78	7.78
		RAW	787.50	787.50	787.50	0.00	0.00
		KAR	1032.50	1032.50	1032.50	0.00	0.00
		LAH	470.00	470.00	470.00	0.00	0.00
4129206. UNION 3/4"	DOZ.	RAW	687.50	687.50	687.50	0.00	0.00
		KAR	641.00	641.00	641.00	0.00	0.00
		QTA	480.00	480.00	300.00	0.00	60.00
		LAH	470.00	470.00	470.00	0.00	0.00
		RAW	687.50	687.50	687.50	0.00	0.00
4129207. BAND 1/2"	DOZ.	KAR	641.00	641.00	641.00	0.00	0.00
		QTA	480.00	480.00	300.00	0.00	60.00
		LAH	470.00	470.00	470.00	0.00	0.00
		RAW	687.50	687.50	687.50	0.00	0.00
		KAR	641.00	641.00	641.00	0.00	0.00

Contd.

7.10 Intercity Wholesale Prices of Selected Commodities

Group/Commodity/Item Specification	Unit	City	Prices (Rs.)			% Change in May, 2017 Over	
			May,2017	Apr.,2017	May,2016	Apr., 2017	May, 2016
4129208. BAND 3/4"	DOZ.	LAH	590.00	590.00	590.00	0.00	0.00
		RAW	712.50	712.50	712.50	0.00	0.00
		KAR	960.00	960.00	981.00	0.00	-2.14
		QTA	480.00	480.00	480.00	0.00	0.00
4129209. ELBOW GALV CHINA 1/2"	DOZ.	LAH	310.00	310.00	310.00	0.00	0.00
		RAW	412.50	412.50	412.50	0.00	0.00
		KAR	265.00	265.00	265.00	0.00	0.00
		QTA	300.00	300.00	165.00	0.00	81.82
4129210. ELBOW GALV CHINA 3/4"	DOZ.	LAH	380.00	380.00	380.00	0.00	0.00
		RAW	462.50	462.50	462.50	0.00	0.00
		KAR	402.00	402.00	381.00	0.00	5.51
		QTA	420.00	420.00	192.00	0.00	118.75
097. Steel Products							
4291201. STAINLESS STEEL DEGCHI MED. SIZE	EACH	LAH	600.00	600.00	600.00	0.00	0.00
		GJT	450.00	450.00	450.00	0.00	0.00
		KAR	625.00	625.00	625.00	0.00	0.00
4291202. STAINLESS STEEL TABLE SPOON SUP.	EACH	LAH	350.00	350.00	350.00	0.00	0.00
		GJT	175.00	175.00	175.00	0.00	0.00
		KAR	260.00	260.00	260.00	0.00	0.00
4291203. STAINLESS STEEL PLATE LIGHT	DOZ.	LAH	700.00	700.00	700.00	0.00	0.00
		GJT	500.00	500.00	500.00	0.00	0.00
		KAR	780.00	780.00	780.00	0.00	0.00
4291204. PRESSURE COOKER 4 LTR.	EACH	LAH	1380.00	1380.00	1380.00	0.00	0.00
		GUJ	1100.00	1100.00	1025.00	0.00	7.32
		SKT	1200.00	1200.00	1200.00	0.00	0.00
		KAR	1625.00	1625.00	1625.00	0.00	0.00
4291401. NEW TREET BLADE ORDINARY	1000	RAW	2575.00	2575.00	2575.00	0.00	0.00
		KAR	2900.00	2900.00	2900.00	0.00	0.00
4291402. TREET SAFETY RAZOR	DOZ.	LAH	1180.00	1180.00	180.00	0.00	555.56
		KAR	1764.00	1764.00	1185.00	0.00	48.86
4291403. GILLET SAFETY RAZOR	DOZ.	LAH	430.00	430.00	430.00	0.00	0.00
		RAW	427.50	427.50	427.50	0.00	0.00
		KAR	420.00	420.00	420.00	0.00	0.00
098. Engines & Motors							
4321901. HOLLOW S.MOTOR 326 UP-4.40 HP 46	EACH	LAH	155000.00	155000.00	144750.00	0.00	7.08
099. Vacuum Pumps							
4323001. MULTISTAGE C.PUMPS(PCM 80-3 15 H)	EACH	LAH	83000.00	83000.00	77000.00	0.00	7.79
4323002. MULTISTAGE C.PUMPS PCM 80-5 25 H)	EACH	LAH	117000.00	117000.00	109000.00	0.00	7.34
100. Air Conditioners							
4391201. PEL AIR CONDITONER 1.5 TON	EACH	LAH	39000.00	39000.00	39000.00	0.00	0.00
		RAW	36250.00	36250.00	36250.00	0.00	0.00
		KAR	40500.00	40500.00	42000.00	0.00	-3.57
4391202. WAVES AIR CONDITIONER 1.5 TON.	EACH	LAH	44000.00	44000.00	44000.00	0.00	0.00
		RAW	37750.00	37750.00	37750.00	0.00	0.00
		GJT	45000.00	45000.00	45000.00	0.00	0.00
		KAR	40000.00	40000.00	41000.00	0.00	-2.44
		HYD	41900.00	41900.00	41900.00	0.00	0.00
QTA	41500.00	41500.00	39200.00	0.00	5.87		
101. Cultivators							
4411201. CULTIVATOR (ORDINARY) 9 TIMES	EACH	GUJ	38000.00	38000.00	45000.00	0.00	-15.56
4411202. CULTIVATOR (SPECIAL) 11 TIMES	EACH	GUJ	50000.00	50000.00	55000.00	0.00	-9.09
102. Chuff Cutter							
4412301. CHUFF CUTTER	EACH	FAS	7200.00	7200.00	7000.00	0.00	2.86
103. Tractors							
4414101. TRACTOR MF-240	EACH	LAH	716625.00	716625.00	725450.00	0.00	-1.22
4414102. TRACTOR MF-385	EACH	LAH	1126860.00	1126860.00	1160500.00	0.00	-2.90

Contd.

7.10 Intercity Wholesale Prices of Selected Commodities

Group/Commodity/Item Specification	Unit	City	Prices (Rs.)			% Change in May, 2017 Over	
			May,2017	Apr.,2017	May,2016	Apr., 2017	May, 2016
104. Lathe Machines							
4421301. LATHE MACHINE 3' (PAK MADINA)	EACH	LAH	94750.00	94750.00	72500.00	0.00	30.69
4421302. LATHE MACHINE 4.5' (PAK MADINA)	EACH	LAH	101750.00	101750.00	100000.00	0.00	1.75
4421303. LATHE MACHINE 6.5' (PAK MADINA)	EACH	LAH	122750.00	122750.00	119000.00	0.00	3.15
4421304. LATHE MACHINE 10' (PAK MADINA)	EACH	LAH	260000.00	260000.00	222500.00	0.00	16.85
105. Concrete Mixture							
4444001. CONC.MIXER 7 NTR. 12HP. STAR.ENG	EACH	LAH	140000.00	140000.00	140000.00	0.00	0.00
4444002. CONC.MIXER 17 NTR. 24HP. STAR.ENG	EACH	LAH	210000.00	210000.00	210000.00	0.00	0.00
106. Fridge,WashM,SewM,Fans,Iron							
4481101. DAWLANCE 10 CFT. DOUBLE DOOR	EACH	LAH	28000.00	28000.00	28000.00	0.00	0.00
		RAW	25825.00	25825.00	24350.00	0.00	6.06
		KAR	32000.00	32000.00	32000.00	0.00	0.00
4481201. WASHING MACHINE NAT. PAK S.F.	EACH	LAH	7000.00	7000.00	7000.00	0.00	0.00
		GUJ	5000.00	5000.00	5000.00	0.00	0.00
		KAR	5450.00	5450.00	5000.00	0.00	9.00
		QTA	5550.00	5550.00	5550.00	0.00	0.00
4481202. WASHING MACHINE SINGER S.F.	EACH	LAH	10500.00	10200.00	9500.00	2.94	10.53
		RAW	9900.00	9900.00	9550.00	0.00	3.66
		KAR	12000.00	12000.00	10600.00	0.00	13.21
4481203. WASHING MACHINE DAWLANCE	EACH	LAH	9500.00	9500.00	9500.00	0.00	0.00
		FAS	8700.00	8700.00	8700.00	0.00	0.00
		GUJ	9400.00	9400.00	9400.00	0.00	0.00
		GJT	9400.00	9400.00	9400.00	0.00	0.00
		KAR	6200.00	6200.00	6200.00	0.00	0.00
		HYD	9000.00	9000.00	9000.00	0.00	0.00
4481204. WASHING MACHINE SUPER ASIA	EACH	LAH	9000.00	9000.00	9000.00	0.00	0.00
		FAS	9000.00	9000.00	8800.00	0.00	2.27
		KAR	7900.00	7900.00	5800.00	0.00	36.21
		HYD	6500.00	6500.00	6500.00	0.00	0.00
4481401. SEWING MACHINE SINGER B.B. H.O	EACH	LAH	6400.00	6700.00	5900.00	-4.48	8.47
		KAR	6500.00	6500.00	6200.00	0.00	4.84
4481402. SINGER ZIG ZAG MACHINE	EACH	LAH	16500.00	14500.00	13700.00	13.79	20.44
		KAR	12800.00	12800.00	11900.00	0.00	7.56
4481403. SEWING MACHINE SALIKA	EACH	LAH	4500.00	4500.00	4500.00	0.00	0.00
		KAR	6200.00	6200.00	5600.00	0.00	10.71
4481501. CEILING FAN MILLAT 48"	EACH	LAH	2600.00	2600.00	2300.00	0.00	13.04
		KAR	3150.00	3150.00	2600.00	0.00	21.15
4481502. CEILING FAN PAK 48"	EACH	LAH	2500.00	2500.00	2200.00	0.00	13.64
		GUJ	2400.00	2400.00	2400.00	0.00	0.00
		KAR	3480.00	3480.00	2800.00	0.00	24.29
4481503. CEILING FAN NATIONAL 56"	EACH	LAH	2500.00	2500.00	2200.00	0.00	13.64
		GUJ	2150.00	2150.00	2150.00	0.00	0.00
		GJT	2300.00	2300.00	2300.00	0.00	0.00
		KAR	2550.00	2550.00	2550.00	0.00	0.00
		HYD	2200.00	2200.00	2200.00	0.00	0.00
4481504. CEILING FAN YOUNIS 56"	EACH	LAH	2600.00	2600.00	2300.00	0.00	13.04
		FAS	2500.00	2500.00	2500.00	0.00	0.00
		GUJ	2350.00	2350.00	2350.00	0.00	0.00
		KAR	3540.00	3540.00	2650.00	0.00	33.58
		PSH	2550.00	2550.00	2650.00	0.00	-3.77
		QTA	2750.00	2750.00	2750.00	0.00	0.00
4481505. PADESTAL FAN MILLAT 20"	EACH	KAR	3600.00	3600.00	3600.00	0.00	0.00
4481506. PADESTAL FAN PAK 20"	EACH	LAH	3800.00	3800.00	3500.00	0.00	8.57
		GJT	3800.00	3800.00	3800.00	0.00	0.00
		KAR	5850.00	5850.00	3600.00	0.00	62.50
		PSH	3800.00	3800.00	3800.00	0.00	0.00

Contd.

7.10 Intercity Wholesale Prices of Selected Commodities

Group/Commodity/Item Specification	Unit	City	Prices (Rs.)			% Change in May, 2017 Over	
			May,2017	Apr.,2017	May,2016	Apr., 2017	May, 2016
4481507. EXHAUST FAN CLIMAX 12"	EACH	LAH	1800.00	1800.00	1600.00	0.00	12.50
		GUJ	1900.00	1900.00	1400.00	0.00	35.71
4481508. EXHAUST FAN MILLAT 12"	EACH	KAR	1800.00	1800.00	1800.00	0.00	0.00
4481509. EXHAUST FAN PAK. NATIONAL 12"	EACH	LAH	1650.00	1650.00	1500.00	0.00	10.00
		GUJ	1350.00	1350.00	1350.00	0.00	0.00
		GJT	1800.00	1800.00	1800.00	0.00	0.00
		KAR	1700.00	1700.00	1700.00	0.00	0.00
4481601. IRON NATIONAL PAK AUTOMATIC	EACH	LAH	600.00	600.00	500.00	0.00	20.00
		GUJ	850.00	850.00	850.00	0.00	0.00
		KAR	525.00	525.00	525.00	0.00	0.00
		PSH	800.00	800.00	800.00	0.00	0.00
4481602. IRON PHILIPS HD 1120/R	EACH	LAH	1500.00	1250.00	1250.00	20.00	20.00
		GUJ	2080.00	2080.00	2080.00	0.00	0.00
		KAR	1360.00	1360.00	1360.00	0.00	0.00
107. Electric Wires							
4634001. FLEXIBLE WIRE 2999-14 0076	90 MTR.	LAH	775.00	775.00	575.00	0.00	34.78
		MUL	1100.00	1100.00	1100.00	0.00	0.00
		KAR	1070.00	1070.00	990.00	0.00	8.08
		PSH	800.00	800.00	800.00	0.00	0.00
		QTA	505.00	505.00	505.00	0.00	0.00
4634002. PVC WIRE SINGLE CORE	90 MTR.	LAH	925.00	925.00	925.00	0.00	0.00
		MUL	1280.00	1280.00	1280.00	0.00	0.00
		KAR	1070.00	1070.00	990.00	0.00	8.08
		PSH	900.00	900.00	900.00	0.00	0.00
		QTA	600.00	600.00	600.00	0.00	0.00
108. Lighting Equipments							
4653101. PHILIPS TL. LAMP 40 W.	EACH	GUJ	92.00	92.00	92.00	0.00	0.00
		GJT	92.00	92.00	96.00	0.00	-4.17
		KAR	105.00	105.00	95.00	0.00	10.53
		PSH	97.50	97.50	97.50	0.00	0.00
		QTA	90.00	90.00	90.00	0.00	0.00
4653102. PHILIPS ELECTRIC BULB 100W(GLS)	100 BUL	LAH	2500.00	2500.00	2000.00	0.00	25.00
		RAW	2950.00	2950.00	2950.00	0.00	0.00
		KAR	2800.00	2800.00	2800.00	0.00	0.00
		PSH	2700.00	2700.00	2900.00	0.00	-6.90
4653103. PHILIPS ENERGY SAVER 14 W (GLS)	EACH	LAH	145.00	145.00	150.00	0.00	-3.33
		RAW	139.00	139.00	139.00	0.00	0.00
		KAR	155.00	155.00	155.00	0.00	0.00
		PSH	170.00	170.00	170.00	0.00	0.00
		QTA	172.00	172.00	172.00	0.00	0.00
109. Radio & Television							
4731201. RADIO 3-5 BAND (CHINA BRAND)	EACH	LAH	175.00	175.00	175.00	0.00	0.00
		RAW	287.50	287.50	287.50	0.00	0.00
		KAR	425.00	425.00	350.00	0.00	21.43
4731301. PHILIPS COLOUR TV. 14"	EACH	LAH	8150.00	8150.00	8150.00	0.00	0.00
		RAW	8250.00	8250.00	8250.00	0.00	0.00
		KAR	8400.00	8400.00	8400.00	0.00	0.00
4731302. L.G.COLOUR TV. 14"	EACH	LAH	8100.00	8100.00	8100.00	0.00	0.00
		RAW	7900.00	7900.00	7900.00	0.00	0.00
		KAR	8150.00	8150.00	8150.00	0.00	0.00
4731303. SONY COLOUR TV 14"	EACH	LAH	13000.00	13000.00	13000.00	0.00	0.00
		RAW	10250.00	10250.00	10250.00	0.00	0.00
		KAR	8000.00	8000.00	8000.00	0.00	0.00
4731304. PANASONIC COLOUR TV 14"	EACH	RAW	9250.00	9250.00	9250.00	0.00	0.00
		KAR	7750.00	7750.00	7750.00	0.00	0.00

Contd.

7.10 Intercity Wholesale Prices of Selected Commodities

Group/Commodity/Item Specification	Unit	City	Prices (Rs.)			% Change in May, 2017 Over	
			May,2017	Apr.,2017	May,2016	Apr., 2017	May, 2016
4731305. PHILIPS COLOUR TV. 20"	EACH	LAH	11000.00	11000.00	11000.00	0.00	0.00
		RAW	13900.00	13900.00	13900.00	0.00	0.00
		KAR	12750.00	12750.00	12750.00	0.00	0.00
4731306. L.G.COLOUR TV. 20"	EACH	LAH	13400.00	13400.00	13400.00	0.00	0.00
		RAW	12250.00	12250.00	12250.00	0.00	0.00
		KAR	13000.00	13000.00	13000.00	0.00	0.00
4731307. L.G. COLOUR TV. 21"	EACH	LAH	14700.00	14700.00	14700.00	0.00	0.00
		RAW	12250.00	12250.00	12250.00	0.00	0.00
		KAR	16100.00	16100.00	16100.00	0.00	0.00
4731308. SONY COLOUR TV 20"	EACH	LAH	18800.00	18800.00	18800.00	0.00	0.00
		RAW	17100.00	17100.00	17100.00	0.00	0.00
		KAR	17200.00	17200.00	17200.00	0.00	0.00
110. Motor Vehicles							
4911301. CAR SUZUKI MEHRAN 800CC SB308R VX	EACH	KAR	650000.00	650000.00	630000.00	0.00	3.17
4911302. SUZUKI CULTUS 1000CC SF410 VXR M PE	EACH	KAR	1124000.00	1124000.00	1044000.00	0.00	7.66
4911303. SUZUKI RAVI 800 CC PICKUP(ST 308R)	EACH	KAR	667000.00	667000.00	642000.00	0.00	3.89
4911304. CAR TOYOTA 1300 CC XLI	EACH	KAR	1639000.00	1639000.00	1639000.00	0.00	0.00
4911305. CAR HONDA CIVIC 1800CC(IVTEC MANUAL)	EACH	LAH	2039000.00	2039000.00	2039000.00	0.00	0.00
4911306. ISUZU BUS CHASIS MT 112 K	EACH	KAR	3325000.00	3325000.00	3325000.00	0.00	0.00
4911401. ISUZU TRUCK CHASIS FTR 12 K	EACH	KAR	3850000.00	3850000.00	3850000.00	0.00	0.00
111. Motorcycles							
4991201. MOTOR CYCLE YB-100ROYAL YAMAHA	EACH	KAR	75375.00	75375.00	75375.00	0.00	0.00
4991202. MOTOR CYCLE CD-70 HONDA	EACH	KAR	63500.00	63500.00	63500.00	0.00	0.00
4991203. MOTOR CYCLE PAK HERO 70 CC.	EACH	LAH	42000.00	42000.00	42000.00	0.00	0.00
		MUL	42000.00	42000.00	42000.00	0.00	0.00
		KAR	46000.00	46000.00	46000.00	0.00	0.00
4991204. MOTOR CYCLE SUPER ASIA 70 CC.	EACH	LAH	42500.00	42500.00	42500.00	0.00	0.00
		MUL	45000.00	45000.00	45000.00	0.00	0.00
		KAR	42500.00	42500.00	42500.00	0.00	0.00
		HYD	42000.00	42000.00	42000.00	0.00	0.00
4991205. MOTOR CYCLE SUZUKI STD 110CC.	EACH	KAR	71300.00	71300.00	71300.00	0.00	0.00
112. Bicycles							
4992101. BICYCLE PECO FOR GENTS POPULAR	EACH	LAH	5000.00	5000.00	5000.00	0.00	0.00
4992102. BICYCLE PECO FOR BMX SHAHEEN	EACH	LAH	3500.00	3500.00	3500.00	0.00	0.00
4992103. BICYCLE SOHRAB SUPER	EACH	LAH	6450.00	6450.00	6450.00	0.00	0.00
		KAR	6900.00	6900.00	6900.00	0.00	0.00
4992104. BICYCLE SOHRAB VIP STUDENT	EACH	LAH	6300.00	6300.00	6300.00	0.00	0.00
		KAR	5900.00	5900.00	5900.00	0.00	0.00

7.11 Intercity Consumer Prices May, 2017

Description	Unit	Rawalpindi	Islamabad	Attock	Jehlum	Lahore	Sahiwal	Gujran-wala
WHEAT	10 KG.	337.50	355.00	318.75	331.00	326.25	321.88	325.00
WHEAT FLOUR FINE/SUPERIOR.	KG.	55.67	57.75	42.50	48.00	48.00	43.50	42.00
WHEAT FLOUR AVG. QLTY	KG.	37.90	38.47	35.75	36.75	37.00	35.00	40.00
WHEAT FLOUR BAG	10 KG.	378.96	384.69	357.50	367.50	365.00	350.00	370.00
MAIDA	KG.	55.25	58.75	50.00	60.00	56.25	50.00	50.00
SUJI	KG.	56.08	59.25	50.00	60.00	60.00	50.00	50.00
BESAN AV. QLTY.	KG.	141.25	150.00	132.50	135.00	141.43	122.50	120.00
RICE BASMATI SUP. QLTY.	KG.	153.33	158.75	137.50	135.00	135.36	115.00	110.00
RICE BASMATI 385/386	KG.	132.08	138.75	95.00	105.00	98.93	67.50	50.00
RICE BASMATI BROKEN AV.QLTY	KG.	83.33	89.38	77.50	77.50	73.21	85.00	50.00
RICE IRRI-6 (SINDH/PUNJAB)	KG.	52.71	60.00	55.00	60.00	57.00	55.00	50.00
VERMICELLI	KG.	97.92	99.38	92.50	80.00	101.61	70.00	77.50
BREAD PLAIN MEDIUM SIZE	EACH	40.00	40.00	40.00	37.50	40.00	45.00	40.00
RUSK (PAPAY)	KG.	255.83	277.50	170.00	235.00	205.00	235.00	160.00
BISCUITS-PACKED	PKT	40.00	40.00	40.00	40.00	35.00	35.00	35.00
BISCUIT-BAKERY (LOOSE)	250 GM	109.17	120.00	77.50	100.00	92.50	110.00	110.00
CORNFLAKS FAUJI 225 GM.	PKT	180.00	180.00	180.00	180.00	193.50	180.00	216.00
SAMOSA (VEGATABLE)	EACH	15.00	15.63	15.00	12.75	16.96	15.00	15.00
PASTRY AV.QLTY.	EACH	32.92	33.44	37.50	32.50	30.18	30.00	35.00
PATTIES (VEGATABLES)	EACH	27.50	28.75	21.00	27.50	31.96	30.00	20.00
NIMCO	250 GM	82.50	86.88	67.50	70.00	68.93	90.00	50.00
CHIPS	250 GM	93.33	95.00	78.75	82.50	77.32	90.00	65.00
BEEF WITH BONE AV.QLTY.	KG	350.00	352.50	300.00	315.00	344.29	280.00	300.00
MUTTON AV.QLTY.	KG	782.08	806.25	762.50	675.00	805.36	630.00	650.00
CHICKEN FARM BROILER (LIVE)	KG	140.00	156.38	146.00	148.00	143.00	140.00	152.00
FISH-RAHU MEDIUM SIZE	KG	265.83	308.75	275.00	265.00	289.29	245.00	290.00
MILK FRESH (UNBOILED)	LTR.	96.25	99.38	82.50	75.00	77.21	70.00	80.00
CURD	KG.	107.92	113.13	87.50	80.00	83.04	80.00	90.00
MILK TETRA PACK 1/2 LTR.	PKT.	60.00	60.00	60.00	60.00	60.00	60.00	60.00
LACTOGEN 400 GRAMS	PKT.	440.00	440.00	440.00	440.00	440.00	450.00	440.00
POWDER MILK NIDO 400GM.	PKT	389.74	389.74	389.74	389.74	389.74	358.97	358.97
MILK POWDER LOOSE/PACKED	KG.	551.67	585.00	535.00	500.00	504.29	447.50	360.00
BUTTER LOCAL PACKED	50 GM.	28.00	28.00	28.00	55.00	32.00	25.00	35.00
EGGS FARM	DOZ	84.50	90.00	86.00	84.00	86.00	80.00	85.00
MUSTARD OIL AV.QLTY.	KG.	220.00	240.00	245.00	205.00	183.93	162.50	165.00
COOKING OIL (DALDA)	2.5LTR	475.00	475.00	475.00	475.00	465.00	475.00	475.00
COOKING OIL (PAKWAN) OTHER BRAND SPECIFY	2.5 LTR	374.17	380.63	372.50	387.50	435.00	400.00	420.00
VEGETABLE GHEE TIN	2.5KG.	470.00	470.00	470.00	470.00	460.00	470.00	470.00
VEGETABLE GHEE (LOOSE)	KG.	146.67	151.25	142.50	150.00	140.14	180.50	142.50
DATES AV.QLTY.	KG.	220.83	233.75	210.00	200.00	207.86	165.00	180.00
PISTACHIO AV.QLTY.	50 GM.	122.08	131.88	117.50	125.00	107.86	140.00	100.00
ALMONDS WHOLE AV.QLTY.	KG.	676.67	702.50	675.00	612.50	657.86	675.00	500.00
COCONUT DRY AV.QLTY.	KG.	323.33	362.50	335.00	335.00	339.29	290.00	250.00
RAISINS AV.QLTY.	50 GM.	24.67	26.75	23.50	22.50	27.50	18.00	25.00
GROUNDNUTS (WITH SHELL)	KG.	240.83	245.00	210.00	260.00	226.79	222.50	220.00
MALTA/MOSAMBI	DOZ	0.00	0.00	0.00	0.00	0.00	0.00	0.00
KINNU	DOZ	184.17	235.00	210.00	125.00	210.71	316.25	140.00
APPLE	KG	153.33	192.50	135.00	145.00	246.43	165.00	200.00
ALOO BUKHARA	KG	345.00	366.25	335.00	312.50	0.00	405.00	190.00
POMEGRANATE (ANNAR)	KG	0.00	0.00	0.00	0.00	0.00	0.00	0.00
GRAPES	KG	0.00	0.00	0.00	0.00	0.00	0.00	0.00
BANANAS	DOZ	120.83	141.88	105.00	95.00	123.93	95.00	85.00
MANGO KALMI	KG	205.83	237.50	210.00	195.00	156.43	0.00	80.00
GUAVA	KG	0.00	0.00	0.00	0.00	0.00	0.00	0.00
WATERMELON (TURBOOZ)	KG	32.92	36.88	30.00	32.50	28.21	22.50	22.50
MUSKMELON (KHARBOOZA)	KG	81.67	102.50	50.00	55.00	58.93	65.00	70.00
SWEETMELON (GARMA)	KG	0.00	0.00	0.00	0.00	0.00	0.00	0.00
PULSE MASOOR (WHOLE)	KG.	134.17	146.25	120.00	125.00	128.21	105.00	120.00
PULSE MASOOR (WASHED)	KG.	136.67	153.13	122.50	135.00	138.93	111.25	140.00
PULSE MOONG (WASHED)	KG.	130.83	151.88	117.50	135.00	128.93	105.00	120.00

Contd.

7.11 Intercity Consumer Prices May, 2017

Description	Unit	Rawalpindi	Islamabad	Attock	Jehlum	Lahore	Sahiwal	Gujran-wala
PULSE MASH (WASHED)	KG.	179.58	203.13	165.00	230.00	233.93	190.00	195.00
PULSE GRAM	KG.	136.67	153.75	127.50	132.50	128.93	115.00	120.00
GRAM WHOLE BLACK AV.QLTY.	KG.	141.25	154.38	117.50	130.00	123.21	112.50	117.50
GRAM WHOLE YELLOW AV.QLTY	KG.	193.33	204.38	192.50	205.00	163.93	168.75	160.00
BEANS (LAL LOBIA)	KG.	147.50	156.25	142.50	145.00	143.75	155.00	120.00
POTATOES	KG	41.25	49.38	30.00	35.00	38.21	45.00	35.00
ONION	KG	41.67	50.00	25.00	32.50	28.21	22.50	30.00
TURNIP	KG	0.00	0.00	0.00	0.00	0.00	0.00	0.00
RADISH	KG	0.00	0.00	0.00	0.00	0.00	0.00	0.00
TOMATOES	KG	42.08	53.75	35.50	32.50	43.21	22.50	30.00
CABBAGE	KG	0.00	0.00	0.00	0.00	0.00	0.00	0.00
CAULIFLOWER	KG	0.00	0.00	0.00	0.00	0.00	0.00	0.00
BRINJAL	KG	45.83	61.88	30.00	35.00	38.21	22.50	30.00
PUMPKIN	KG	55.42	76.25	60.00	0.00	28.21	27.50	0.00
BOTTLEGOURD	KG	55.00	77.50	40.00	35.00	38.93	17.50	40.00
LADY FINGER	KG	67.50	78.75	60.00	45.00	77.86	50.00	70.00
PEAS	KG	0.00	0.00	0.00	0.00	0.00	0.00	0.00
SPINACH	KG	0.00	0.00	0.00	0.00	0.00	0.00	0.00
TINDA	KG	59.17	70.00	30.00	37.50	77.86	55.00	75.00
TURAI	KG	87.50	86.25	55.00	55.00	77.14	22.50	60.00
KARAILA	KG	79.17	76.25	70.00	45.00	66.43	35.00	70.00
ARVI	KG	0.00	0.00	0.00	0.00	0.00	0.00	0.00
CHILLIES GREEN	KG	85.00	108.75	80.00	55.00	87.86	37.50	70.00
CARROT	KG	0.00	0.00	0.00	0.00	0.00	0.00	0.00
COCUMBER (KHEERA)	KG	41.67	50.00	30.00	37.50	47.14	35.00	20.00
LEMON	250GM	82.50	92.50	52.50	95.00	57.86	73.75	50.00
SUGAR REFINED	KG.	61.25	64.38	59.00	60.00	62.79	58.00	58.00
GUR AV.QLTY	KG.	98.33	110.00	92.50	100.00	93.21	67.50	80.00
HONEY LANGANESE 500 GM.	BOTTLE	980.00	998.75	965.00	945.00	950.00	855.00	840.00
MILO 200 GM.	BOTTLE	215.00	215.00	215.00	222.50	216.00	220.00	166.67
CUSTARD POWDER RAFHAN 300 GM.	PKT	80.00	80.00	80.00	80.00	80.00	80.00	80.00
TOFFEE (HILAL)	EACH	2.00	2.00	2.00	2.00	2.00	1.50	1.00
CHOWKELATE CANDY (SMALL SIZE)	EACH	5.00	5.00	5.00	5.00	5.00	5.00	5.00
SWEETMEAT (MIXED)	KG	411.67	437.50	320.00	370.00	355.71	377.50	360.00
ICE CREAM WALLS	CUP.	45.00	45.00	40.00	45.00	45.00	45.00	40.00
ICE	KG	20.00	20.00	15.00	22.50	17.50	10.00	10.00
JAM AHMED/MITCHELLES	BOTTLE	140.00	140.00	140.00	140.00	140.00	140.00	125.00
SQUASH-MITCHELLES	BOTTLE	167.50	167.50	167.50	165.00	160.00	165.00	160.00
ROOH AFZA	BOTTLE	170.00	170.00	170.00	170.00	170.00	170.00	170.00
JAM-E-SHIREEN	BOTTLE	180.00	180.00	180.00	180.00	180.00	185.00	180.00
SAUNF	50 GM	21.17	21.25	19.00	22.50	20.00	18.00	20.00
CINAMON LOOSE AV. QLTY	50 GM.	24.75	25.00	24.50	37.50	26.71	22.50	25.00
CUMINSEED WHITE NATIONAL	50 GM.	70.00	70.00	70.00	70.00	56.00	70.00	52.00
PEPPER BLACK NATIONAL	50 GM.	110.00	110.00	100.00	110.00	110.00	110.00	110.00
CLOVES LOOSE AV.QLTY	50 GM.	85.83	86.25	87.50	105.00	89.29	80.00	100.00
CARDAMOM LARGE LOOSE AV.QLTY	50 GM.	127.92	140.00	127.50	185.00	170.36	145.00	95.00
CARDAMOM SMALL AV.QLTY	50 GM.	138.75	151.88	137.50	115.00	117.86	110.00	90.00
SALT-POWDERED (LAHOR) LOOSE	KG.	12.00	12.00	10.00	15.00	12.00	10.00	10.00
SALT POWDERED (NATIONAL/SHAN)	PKT	25.00	25.00	25.00	25.00	25.00	25.00	25.00
CHILLIES POWD.NATIONAL 200GM	PKT	105.00	105.00	105.00	105.00	105.00	105.00	105.00
CHILLIES POWDER LOOS	KG.	252.50	307.50	270.00	250.00	227.86	205.00	230.00
CORRIANDER SEED POWD.NATIONAL	PKT	104.00	104.00	104.00	104.00	104.00	104.00	105.00
CORRIANDER SEED (LOOSE)	KG.	274.17	280.00	255.00	265.00	275.36	190.00	180.00
TURMERIC POWD.NATIONAL 50GM	PKT.	35.00	35.00	35.00	35.00	35.00	35.00	35.00
CURRY POWD. NATIONAL 200 GM	PKT.	87.00	87.00	87.00	87.00	88.00	86.00	87.00
TOMATO KETCHUP AHMED/MITCHL	BOTTLE	100.00	100.00	105.00	100.00	95.00	90.00	100.00
PICKLES AHMED/MITCHELLES	BOTTLE	110.00	110.00	110.00	115.00	120.00	110.00	100.00
VINEGAR SYNTHETIC (SIRKA)	BOTTLE	100.00	100.00	77.50	95.00	80.00	90.00	70.00
GARLIC	KG	220.83	273.13	257.50	210.00	253.93	197.50	250.00
GINGER	KG	141.67	178.75	120.00	155.00	107.86	115.00	95.00

Contd.

7.11 Intercity Consumer Prices May, 2017

Description	Unit	Rawalpindi	Islamabad	Attock	Jehlum	Lahore	Sahiwal	Gujran-wala
TAPAL DANEDAR TEA 200GM PACKET	PKT	168.42	168.42	178.95	168.42	179.00	178.94	178.94
TEA LIPTON YELLOW LABEL 200GM.	PKT.	205.26	205.26	205.06	205.26	205.26	205.26	205.26
TEA LOOSE KENYA AV.QLTY 250GM.	PKT.	187.50	190.00	195.00	175.00	116.07	181.25	160.00
COFFEE-NESCAFE 75 GM. **	BOTTLE	372.50	375.00	375.00	385.00	370.00	330.00	350.00
COLD DRINK (STANDARD SIZ)	BOTTLE	27.50	27.50	25.00	25.00	20.00	25.00	25.00
FRUIT JUICE TETRA PACK	PKT.	20.00	20.00	15.00	17.50	20.00	20.00	20.00
MINERAL WATER NESTLE 1.5 LTR	BOTTLE	50.00	50.00	50.00	50.00	50.00	50.00	45.00
CIGARETTES K-2 10'S **	PKT	70.00	70.00	70.00	70.00	70.00	65.00	80.00
CIGARETTES CAPSTAN 10'S **	PKT	75.00	75.00	75.00	75.00	70.00	70.00	80.00
CIGARETTES GOLD LEAF 20'S	PKT	135.00	135.00	135.00	135.00	135.00	130.00	140.00
CIGARETTES MORVEN GOLD 20'S	PKT	75.00	75.00	75.00	75.00	70.00	70.00	80.00
BETEL LEAVES	50GM.	102.50	110.63	102.50	105.00	72.50	70.00	70.00
BETEL NUTS	KG.	683.33	716.25	675.00	380.00	355.00	350.00	400.00
LONG CLOTH 57" GUL AHMED/AL-KARAM	METER	195.00	205.00	185.00	260.00	267.14	245.00	135.00
SHIRTING AV.QLTY.	METER	185.00	192.50	182.50	195.00	156.43	317.50	170.00
PANT CLOTH W & WEAR AV.QLTY	METER	437.50	431.25	437.50	410.00	332.14	525.00	335.00
LAWN PRINTED GUL AHMED/AL-KARAM	METER	270.00	287.50	267.50	285.00	306.43	397.50	205.00
GEORGETTE AV.QLTY	METER	152.50	155.00	152.50	145.00	136.43	146.25	132.50
LINEN AV.QLTY ***	METER	163.33	170.00	165.00	165.00	173.93	237.50	105.00
HEAVY WT SUITING LAWERNCPUR AVG QLTY	METER	1841.67	1875.00	1825.00	1875.00	1475.00	1225.00	1050.00
HEAVY WT SUITING LAWERNCPUR SUP QLTY	METER	2283.33	2337.50	2275.00	2275.00	2375.00	1437.50	2350.00
TROPICAL SUITING LAW.PUR	METER	1683.33	1725.00	1675.00	1675.00	1375.00	1175.00	925.00
PANT BOY 24"/26" LENGTH.	EACH	785.42	600.00	590.00	625.00	381.79	825.00	712.50
SHIRT BOY 24"/26" LENGTH	EACH	409.58	425.00	412.50	437.50	363.57	690.00	450.00
SCHOOL UNI. PANT,SHIRT BOYS	SUIT	560.00	603.13	575.00	560.00	728.57	725.00	975.00
SCHOOL UNI. KAMEEZ,SHAL.BOYS	SUIT	557.92	603.13	565.00	482.50	574.64	525.00	925.00
SCHOOL UNI. KAMEEZ,SHAL.GIRL	SUIT	525.00	537.50	525.00	455.00	610.71	475.00	925.00
FROCK W/WEAR GIRLS	EACH	2325.00	2387.50	2250.00	1275.00	1135.71	1450.00	925.00
AWAMI-SUIT W & W(BOY) 24"/26	SUIT	1979.17	2025.00	2050.00	1375.00	1078.57	1740.00	1125.00
AWAMI-SUIT W&W (GENTS)AV.QLTY	SUIT	2012.50	2093.75	2100.00	1700.00	1178.57	1800.00	1125.00
PULLOVER GENTS OXFORD/BON.	EACH	3250.00	3250.00	3250.00	3145.00	2890.00	3250.00	3000.00
PULLOVER LADIES OXFORD/BON.	EACH	3250.00	3250.00	3250.00	3145.00	2970.00	2850.00	2950.00
PULLOVER (GENTS) OTHERS A.QLTY	EACH	1187.50	1200.00	1100.00	1025.00	967.86	1050.00	550.00
SECOND-HAND COAT FOR MEN	EACH	658.33	500.00	525.00	487.50	687.50	350.00	600.00
SECONDHAND SWEETER FOR MEN DUP QLTY	EACH	391.67	0.00	325.00	190.00	525.00	275.00	600.00
SECONDHAND WINTER JACKET	EACH	716.67	0.00	575.00	505.00	685.71	375.00	650.00
UNDERWEAR AV.QLTY MEDIUM SIZE	EACH	210.83	215.00	175.00	182.50	157.86	175.00	125.00
VEST FOR MEN AV.QLTY.	EACH	215.83	215.00	175.00	182.50	166.07	170.00	125.00
VEST/SHAMEEZ (WOMEN) AVG. QLTY	EACH	213.33	220.00	205.00	145.00	228.57	190.00	142.50
SOCKS NYLON (PAKISTANI)	PAIR	110.00	118.75	77.50	87.50	105.00	95.00	110.00
BRASSIER AV.QLTY.	EACH	251.67	261.25	210.00	105.00	167.86	210.00	165.00
BRASSIER SUP QLTY	EACH	586.25	629.38	575.00	305.00	950.00	500.00	335.00
DOPATTA GEORGETTE AV.QLTY.	EACH	350.00	362.50	340.00	325.00	317.86	315.00	275.00
DOPATTA COTTON AV GLTY	EACH	341.25	362.50	290.00	225.00	205.36	225.00	185.00
CHADDAR (W/WEAR) (2x2.5 MTR)	EACH	392.92	418.75	387.50	412.50	423.21	375.00	375.00
LUNGI/DHOTI(COTTON) AVG. QLTY	EACH	460.83	475.00	440.00	205.00	250.71	375.00	212.50
HANDKERCHIEF AVG. QLTY PAK	EACH	38.75	42.50	37.50	35.00	28.21	50.00	50.00
HANDKERCHIEF SUP. QLTY PAK	EACH	55.83	64.38	50.00	55.00	50.00	75.00	75.00
GLOVES AV QLTY	PAIR	155.00	157.50	155.00	155.00	79.64	120.00	105.00
AZARBAND COTTON AVG. QLTY	EACH	22.50	22.50	17.50	25.00	21.96	20.00	25.00
SEWING THREAD/REEL(ASLI PARI)	EACH	9.00	9.00	7.50	9.00	7.00	6.00	6.00
WASHING CHARGES PAINT & SHIRT	SUIT	94.58	105.00	110.00	175.00	82.50	165.00	170.00
DRY CLEANING SUIT COAT PANT	SUIT	612.50	682.50	335.00	475.00	419.64	425.00	475.00
WASHING CH. (KAMIZ-SHALWAR)	PAIR	92.92	94.38	75.00	95.00	60.36	90.00	125.00
TAILORING SHIRT	EACH	541.67	650.00	387.50	550.00	439.29	500.00	400.00
TAILORING CHARGES PANT (MEN)	EACH	958.33	1025.00	750.00	950.00	632.14	900.00	500.00
TAILORING COAT-PANT SUIT	SUIT	3800.00	4843.75	4100.00	3750.00	4464.29	5000.00	3100.00
TAILORING AWAMI-SUIT (MALE)	SUIT	729.17	831.25	637.50	650.00	578.57	725.00	600.00
TAILORING SUIT FEMALE	SUIT	633.33	743.75	575.00	575.00	500.00	525.00	500.00
GENTS SHOES PAUL BATA	PAIR	1199.00	1199.00	1199.00	1199.00	1299.00	1199.00	1199.00

Contd.

7.11 Intercity Consumer Prices May, 2017

Description	Unit	Rawalpindi	Islamabad	Attock	Jehlum	Lahore	Sahiwal	Gujran-wala
GENTS SANDAL BATA	PAIR	699.00	699.00	699.00	699.00	699.00	699.00	699.00
GENTS SPOUNG CHAPPAL BATA	PAIR	199.00	199.00	199.00	199.00	199.00	199.00	199.00
LADIES SANDAL BATA	PAIR	499.00	499.00	499.00	499.00	499.00	499.00	499.00
LADIES SPOUNG CHAPPAL BATA	PAIR	179.00	179.00	179.00	179.00	179.00	179.00	179.00
CHILD SHOE POWER LITE BATA	PAIR	599.00	599.00	599.00	599.00	599.00	599.00	599.00
GENTS SHOE, ART 1109 SERVICE	PAIR	999.00	999.00	999.00	999.00	999.00	999.00	999.00
NYLON JOGGER 27 SIZE 2-5 ***	PAIR	1299.00	1299.00	1299.00	1299.00	1299.00	1299.00	1299.00
CHINA FOOT WEAR AV. QLTY (MALE) *	PAIR	975.00	1025.00	875.00	875.00	742.86	450.00	500.00
CHINA FOOT WEAR AV. QLTY (FEMALE) *	PAIR	875.00	931.25	875.00	725.00	637.50	500.00	450.00
CHINA FOOT WEAR AV. QLTY (CHILDREN) *	PAIR	833.33	875.00	625.00	725.00	483.93	425.00	400.00
SHOE REPAIR HALF SOLE	PAIR	132.50	144.38	115.00	135.00	106.43	100.00	120.00
SHOES POLISH CHARGES AVERAGE SHOP	PAIR	20.00	22.50	27.50	20.00	20.00	20.00	15.00
HOUSE RENT (combined)	MONTH	15230.32	48802.33	4326.92	6622.42	12972.30	8224.02	6222.00
rent 2	pm	15230.32	48802.33	4326.92	6622.42	12972.30	8224.02	6222.00
RENT3	PM	15230.32	48802.33	4326.92	6622.42	12972.30	8224.02	6222.00
RENT4	PM	15230.32	48802.33	4326.92	6622.42	12972.30	8224.02	6222.00
RENT5	PM	15230.32	48802.33	4326.92	6622.42	12972.30	8224.02	6222.00
RENT6	PM	15230.32	48802.33	4326.92	6622.42	12972.30	8224.02	6222.00
SYNTHETIC ENEMAL ROBIALAC BALTI 3.64 LTR.	EACH	1790.00	1790.00	1850.00	1805.00	2258.00	1700.00	1700.00
SYNTHETIC ENEMAL ICI BALTI 3.64 LTR.	EACH	1825.00	1825.00	1900.00	1880.00	2190.00	2138.00	2138.00
CEMENT (LOCAL) SPECIFY BRAND NAME	BAG	530.00	540.00	497.50	512.50	535.00	540.00	510.00
BRICKS (NEW) IST CLASS	P/1000	10250.00	10250.00	7500.00	7250.00	8228.57	6650.00	8400.00
CEMENT BLOCKS (6"x8"x12")	P/100	4100.00	0.00	2725.00	0.00	0.00	0.00	0.00
BAJREE	100CFT	5250.00	5250.00	4750.00	4250.00	6057.14	5500.00	5800.00
SAND (BLACK PIT SAND)	K100CFT	3050.00	3050.00	1675.00	2295.00	2550.00	3250.00	2400.00
TIMBER SHESHAM LOG IST QUALITY	cubmt.	78574.00	78574.00	78575.00	76809.00	97996.50	74151.00	50323.50
IRON BAR (M.S. BAR) 1/2"	P/TON	73500.00	73500.00	72750.00	73000.00	77750.00	74000.00	72000.00
CARPANTER WAGE RATE	P/DAY	1250.00	1250.00	825.00	950.00	830.36	775.00	825.00
MASON (RAJ) WAGE RATE	P/DAY	1250.00	1250.00	875.00	950.00	926.79	775.00	1050.00
UNSKILLED LABOUR WAGE RATE	P/DAY	750.00	800.00	625.00	600.00	600.00	500.00	650.00
PLUMBER WAGE RSTE	P/DAY	1250.00	1250.00	875.00	950.00	826.79	0.00	800.00
ELECTICIAN WAGE RATE PER DAY **	P/DAY	0.00	0.00	0.00	0.00	828.57	0.00	750.00
ELECTICIAN WAGE RATE PER POINT **	P/PNT	195.00	202.50	135.00	170.00	152.50	137.50	140.00
WATER CHARGES PER HOUSE	P/MONTH	161.50	98.00	120.00	100.00	325.00	30.00	100.00
ELECT.CHARGES UPTO 50 UNITS	P/UNIT	2.00	2.00	2.00	2.00	2.00	2.00	2.00
ELECT.CHARGES 01 - 100 UNIT	P/UNIT	6.18	6.18	6.18	6.18	6.18	6.18	6.18
ELECT.CHARGES 101 - 300 UNIT	P/UNIT	9.54	9.54	9.54	9.54	9.54	9.54	9.54
ELECT.CHARGES 301 - 1000 UNIT	P/UNIT	16.39	16.39	16.39	16.39	16.39	16.39	16.39
ELECT.CHARGES ABOVE 1000 UNIT	P/UNIT	18.39	18.39	18.39	18.39	18.39	18.39	18.39
ELEC	PM	10.50	10.50	10.50	10.50	10.50	10.50	10.50
GAS CHRg upto 3.3719 MMBUT	MMBTU	128.70	128.70	128.70	128.70	128.70	128.70	128.70
GAS CHRg 3.3719 - 6.7438 MMBUT	MMBTU	257.40	257.40	257.40	257.40	257.40	257.40	257.40
GAS CHRg 6.7438 - 10.1157 MMBUT	MMBTU	257.40	257.40	257.40	257.40	257.40	257.40	257.40
GAS CHRg10.1157 - 13.4876 MMBUT	MMBTU	702.00	702.00	702.00	702.00	702.00	702.00	702.00
GAS	PM	702.00	702.00	702.00	702.00	702.00	702.00	702.00
GAS	PM	409.50	409.50	409.50	409.50	409.50	409.50	409.50
KEROSENE OIL	LTR	95.00	98.75	97.50	85.00	95.00	95.00	73.00
FIREWOOD WHOLE	40 KG.	741.67	785.00	510.00	650.00	762.86	475.00	675.00
CHAIR SHESHAM WOOD WITH ARMS **	EACH	3650.00	3737.50	3300.00	3250.00	3585.71	3250.00	2250.00
CHAIR PLASTIC (CHAIRMAN) AVERAGE QUALITY	EACH	725.00	725.00	725.00	825.00	825.00	775.00	800.00
TABLE SHESHAM WOOD (4X2X5") ***	EACH	6175.00	6337.50	6250.00	4250.00	14250.00	6500.00	10250.00
SOFASET WOODEN WITH FOAM SEAT **	SET	23666.67	24875.00	23000.00	16250.00	24785.71	23000.00	20000.00
COT IRON (WITH NIWAR)AV.QLTY.	EACH	2358.33	2487.50	2150.00	1650.00	2800.00	2400.00	1900.00
ALMIRAH (STEEL) 6'X3' 20 GUAGE	EACH	9025.00	9250.00	8750.00	7750.00	10964.29	12000.00	9300.00
DINNING TABLE 6 CHAIRS A.QLTY	SET	22791.67	25187.50	23000.00	21250.00	23785.71	30000.00	25000.00
SINGLE BED WITHOUT FOAM MED.	EACH	5575.00	5612.50	5250.00	5250.00	10821.43	10500.00	10000.00
MATRESS SINGLE(4"THICK)	EACH	5441.67	5450.00	5350.00	5000.00	5700.00	6000.00	5200.00
FARSHI DARI 12'X9' AV.QLTY	EACH	2212.50	2293.75	2250.00	1175.00	1607.14	1200.00	925.00
DARI COTTON (6'x2 1/2') AV.QL	EACH	991.67	1006.25	975.00	437.50	459.64	1000.00	450.00
CARPET PLAIN AV. QLTY	SQFT.	28.92	29.00	25.50	32.50	37.50	35.00	35.00

Contd.

7.11 Intercity Consumer Prices May, 2017

Description	Unit	Rawalpindi	Islamabad	Attock	Jehlum	Lahore	Sahiwal	Gujran-wala
QUILT (LIHAF) 3 KG. COTTON	EACH	1233.33	1293.75	1100.00	825.00	1407.14	1200.00	1075.00
BLANKET (90" x 54")	EACH	4191.67	4275.00	3550.00	3050.00	5000.00	3800.00	2900.00
BEDSHEET SINGLE BED SUP.QLTY	EACH	614.58	646.88	575.00	487.50	639.29	600.00	475.00
BED SHEET DOUBLE WITH TWO PILLOW COVERS SUP QLTY	SET	1295.83	1375.00	1325.00	1050.00	1160.71	1075.00	1150.00
TOWEL(3'x2') AV. QALTY	EACH	413.75	427.50	390.00	287.50	323.93	350.00	175.00
CEILING FAN 48" SUPER QLTY **	EACH	3175.00	3175.00	3275.00	2900.00	2950.00	3695.00	2700.00
PEDESTAL FAN 22" SUPER QLTY	EACH	3475.00	3475.00	4250.00	3750.00	4350.00	5495.00	4500.00
REFG. DAWLENCE 10 CFT. D.DOOR	EACH	32500.00	32500.00	32500.00	32500.00	36000.00	30400.00	31000.00
D-FREEZER WAVES 8 CFT.	EACH	30900.00	30900.00	30900.00	30900.00	28000.00	31250.00	31000.00
AIRCONDITIONER 1.5 TON PEL	EACH	41000.00	41000.00	41000.00	42400.00	45000.00	42000.00	48000.00
SPLIT AIR CONDITIONER 1.5 TON (SPECIFY BRAND NAME)	EACH	41000.00	41125.00	43000.00	47300.00	48000.00	42000.00	43000.00
AIRCOOLER SUPER ASIA	EACH	11000.00	11000.00	12000.00	15250.00	15000.00	10000.00	14250.00
WASHING MACHINE SINGER	EACH	17000.00	17000.00	17400.00	17000.00	17000.00	17000.00	17000.00
SEWING MACHINE(SINGER)	EACH	7400.00	7400.00	7400.00	7400.00	7400.00	7100.00	7200.00
GIZER LARGE SIZE 30 GALLON CAPACITY SUP QLTY	EACH	23400.00	23400.00	23400.00	14750.00	22950.00	22900.00	15250.00
GAS BURNER DOUBLE SPFY.BRAND	EACH	2016.67	2150.00	1950.00	1950.00	2078.57	1450.00	1250.00
ELECT. IRON PHILIPS MDL.1120	EACH	2100.00	2100.00	1900.00	1975.00	1300.00	2750.00	2200.00
ELECTRIC JUICER FOR APPLE	EACH	8025.00	8175.00	7650.00	7750.00	13000.00	9250.00	4500.00
S.STEEL DEGHCHI MEDIUM SIZE ***	EACH	787.08	800.00	775.00	612.50	733.93	475.00	1185.00
ALUMINIUM COOKING PAN (DEGCHI) MED SIZE	EACH	702.08	731.25	625.00	575.00	664.29	525.00	900.00
NON STICK COOKING PAN (DEGCHI) SUP. QLTY	EACH	1229.17	1225.00	1150.00	975.00	1175.00	1125.00	1550.00
FRYING PAN STEEL AVG. QLTY MED. SIZE	EACH	537.50	537.50	525.00	375.00	630.36	500.00	575.00
TAWA IORN (MEDIUM SIZE) AVG. QLTY	EACH	280.42	346.25	310.00	255.00	555.36	475.00	412.50
S.STEEL PLATE A.QLTY.(M.SIZE)	EACH	95.83	95.00	105.00	57.50	85.36	77.50	110.00
TABLE SPOON S.STEEL SUP.QLTY.	DOZEN	411.67	411.88	410.00	375.00	412.50	475.00	575.00
WATER SET JUG+6 GLASSES (OMROC)	SET	455.83	460.00	435.00	410.00	730.36	460.00	380.00
TEA SET PAK. CHINAWARE 21 PCS.	SET	2633.33	2650.00	2650.00	2175.00	1557.14	2150.00	1800.00
DINNER SET PLASTIC 72 PIECES SUPERIOR QLTY	SET	7575.00	7831.25	7500.00	5250.00	5785.71	6450.00	5900.00
HOTPOT SET PLASTIC 3 PCS.	SET	1754.17	1775.00	1775.00	1525.00	1510.71	1250.00	1500.00
BUCKET(BALTI) PLASTIC MED.SIZ	EACH	257.50	273.75	245.00	340.00	478.57	250.00	290.00
LOTA PLASTIC (MED SIZE) AVERAGE QUALITY	EACH	62.92	73.13	42.50	45.00	65.00	75.00	50.00
PRESURE COOKER 4 LTR.	EACH	1825.00	1831.25	1575.00	1850.00	1540.00	1125.00	1750.00
WATER COOLER 9/10 LTR.PLASTIC ***	EACH	605.42	625.00	475.00	512.50	575.00	675.00	650.00
THERMOS STARVAC 1 LTR	EACH	487.50	525.00	525.00	437.50	625.00	475.00	650.00
BULB PHILIPS 100-WATTS	EACH	35.00	35.00	27.50	35.00	35.00	33.50	30.00
TUBE LIGHT PHILIPS 40 WATTS	EACH	100.00	100.00	100.00	110.00	100.00	95.00	95.00
ELECTRIC BLUBS "0" WATTE LOCAL	EACH	27.50	27.50	27.50	25.00	20.00	25.00	20.00
ELECTRIC BLUB ENERGY SAVER 14 WATTS	EACH	167.50	167.50	165.00	167.50	170.00	160.00	155.00
WASHING SOAP 250 GMS SPLYFY BRAND NAME	EACH	40.00	40.00	40.00	40.00	40.00	40.00	40.00
SURF EXCEL 400 GMS POLY BAG	EACH	104.00	104.00	104.00	104.00	130.00	104.00	130.00
WASHING POWDER 1000 GRM	EACH	185.00	185.00	185.00	185.00	150.00	150.00	155.00
WASHING POWDER (WHEEL/ BONUS) 100 GRAMS	EACH	125.00	125.00	125.00	125.00	90.00	95.00	90.00
CLEANSER POWDER VIM 1000 GM	PKT.	83.33	83.33	83.33	83.33	83.00	83.33	83.33
FINIS 500 ML	BOTTLE	250.00	250.00	250.00	250.00	287.50	218.00	193.75
PHNYLE TYPHONE/FINIS/CARRANITE 3 LITRES	BOTTLE	180.00	180.00	180.00	180.00	155.00	160.00	140.00
HARPIC	BOTTLE	155.00	155.00	155.00	155.00	155.00	155.00	150.00
BOOT POLISH CHERRY/KIWI 50ML	EACH	136.90	136.90	136.90	136.90	115.00	127.77	125.00
ROBIN BLUE (35 GRAMS)	PKT.	55.00	55.00	55.00	55.00	55.00	55.00	55.00
TISSU PAPER PERFUMED 100 PCS.	PKT	110.00	110.00	110.00	110.00	130.00	110.00	105.00
TOILET PAPER ROLL (R.PETEL)	P/ROLL	45.00	45.00	40.00	45.00	40.00	40.00	40.00
BOOT POLISH LIQUID CHEERY BLOSSOM KIWI 75 ML	BOTTLE	160.00	160.00	160.00	160.00	150.00	160.00	140.00
MATCH BOX SMALL	EACH	2.00	2.00	2.00	2.00	2.00	2.00	2.00
DRY CELL 1.5 VOLT(LOCAL)	EACH	30.00	30.00	30.00	27.50	40.00	40.00	20.00
HAND STITCHING NEEDLE M.SIZE	PACKET	10.00	10.00	7.75	9.00	7.50	10.00	5.00
SEWING MACHINE NEEDLE (SINGER)	EACH	5.00	5.00	5.00	5.00	10.00	5.00	6.00
HOUSEHOLD SERVANT FEMALE P/T	P/MNTH	1858.33	2000.00	1450.00	1700.00	1878.57	1500.00	1550.00
MARRIAGE HALL WITH FURNITURE	P/HEAD	165.00	172.50	135.00	145.00	157.86	150.00	115.00
SEPTRAN TABLETS	10TAB.	19.30	19.30	19.30	19.30	19.30	20.00	20.00
BRUFEN TABS 200-MG.	10TAB.	8.90	8.90	8.91	10.00	8.90	10.00	10.00
PANADOL TAB. EXTRA/PLAIN	10TAB.	12.00	12.00	12.00	12.00	12.00	12.00	12.00

Contd.

7.11 Intercity Consumer Prices May, 2017

Description	Unit	Rawalpindi	Islamabad	Attock	Jehlum	Lahore	Sahiwal	Gujran-wala
DISPRIN TAB.	10TAB.	12.40	12.40	12.40	12.40	13.00	12.80	12.40
TRISIL TAB.	10 TAB	10.00	10.00	10.00	10.00	10.00	10.00	10.00
FLAGYL TAB. 200 MG.	10TAB.	10.00	10.00	10.00	10.00	10.00	10.00	10.00
VENTOLIN TAB. 2MG.	10TAB.	9.92	9.92	9.92	9.92	12.00	10.00	10.00
DAONIL TAB. 5 MG.	10TAB.	16.94	16.94	16.83	16.94	17.00	16.90	17.00
ENTOX TAB.	10TAB.	15.00	15.00	15.00	15.00	15.00	15.00	15.00
RENITEC TAB. 5 MG.	10TAB.	58.50	58.50	58.50	58.50	58.50	60.00	58.50
CAC. 1000 TAB	BOTTLE	124.44	124.44	124.44	124.40	124.00	124.44	124.44
AMOXIL CAPSOLE 250 MG.S	10CAP.	35.70	35.70	35.70	35.70	35.70	36.50	35.00
CALCIUM SYRUP SANDOZ	BOTTLE	64.00	64.00	64.00	64.00	64.00	64.00	64.00
LEDERPLEX SYRUP	BOTTLE	52.74	52.74	52.74	52.74	52.00	52.74	52.74
SANCOS SYRUP (50 ML.)	BOTTLE	27.50	27.50	27.50	27.50	30.00	30.00	30.00
PHENERGAN SYRUP 120 ML.	BOTTLE	33.00	33.00	33.00	33.00	33.00	34.00	34.50
CALPOL SYRUP 60 ML.	BOTTLE	28.39	28.39	28.39	28.39	28.39	28.00	28.00
HYDRYLLIN SYRUP 120 ML.	BOTTLE	69.00	69.00	69.00	69.00	69.00	69.00	69.00
POLYFAX EYE OINTMENT	TUBE	21.00	21.00	21.00	21.00	21.00	21.00	21.00
BETNESOL EYE DROPS	BOTTLE	33.89	33.89	33.89	33.89	33.89	33.89	33.89
EAR DROPS (CARDISPORINE) ***	BOTTLE	21.42	21.42	21.42	21.42	25.00	21.00	21.00
BETNOVATE-N OINTMENT 5 GMS	TUBE	16.68	16.68	16.68	16.68	16.65	16.67	16.67
BURNOL CREAM 30 GRM	TUBE	55.42	55.42	55.42	55.42	55.45	55.48	55.42
VICKS VAPORUB/BALM	BOTTLE	36.00	36.00	36.00	36.00	36.00	36.00	36.00
GLYCRINE SMALL BOTTLE	BOTTLE	30.00	30.00	30.00	27.50	35.00	25.00	17.00
JOUHAR JOSHANDA	PKT.	10.00	10.00	10.00	10.00	10.00	10.00	10.00
GALXOS-D (450 GRMS)	PKT.	157.50	157.50	157.50	168.75	157.50	157.50	157.50
GRYPE-WATER WOODWARDS	BOTTLE	55.00	55.00	55.00	55.00	55.00	55.00	55.00
SANIPLAST ONE PUTTY	EACH	2.00	2.00	2.00	2.00	2.00	1.50	2.00
O.R.S. (NIMCOL)	PKT.	18.00	18.00	18.00	18.00	18.00	17.00	18.00
DETTOL (MEDIUM)	BOTTLE	80.00	80.00	80.00	80.00	80.00	80.00	65.00
COTTON BANDAGE 2" - 4"	EACH	9.00	9.00	8.00	9.00	8.00	9.00	7.00
THERMOMETER CHINA	EACH	50.00	48.75	50.00	47.50	60.00	45.00	35.00
DOCTOR (MBBS) CLINIC FEE	P/PAT.	216.67	225.00	135.00	125.00	100.00	250.00	75.00
URINE TEST (DR) CHARGES	P/TEST	237.50	275.00	80.00	100.00	155.00	100.00	100.00
BLOOD TEST (CP) CHARGES	P/TEST	437.50	493.75	250.00	300.00	575.00	275.00	300.00
SUGAR TEST (RANDOM/FASTING BOTH) CHARGES	P/TEST	339.58	443.75	170.00	197.50	175.00	100.00	200.00
ECG CHARGES	P/TEST	312.50	378.13	150.00	250.00	325.00	225.00	200.00
X-RAY (CHEST) CHARGES	P/X-RAY	454.17	490.63	275.00	400.00	400.00	300.00	400.00
CAR SUZUKI 800 CC (W/O. A/C)	EACH	742000.00	742000.00	742000.00	742000.00	679000.00	660000.00	670000.00
CAR SUZUKI 1000 CC	EACH	1272500.00	1272500.00	1272500.00	1272500.00	1250000.00	1124000.00	1124000.00
CAR TOYOTA 1300 CC	EACH	1788000.00	1788000.00	1788000.00	1786500.00	1882000.00	1682000.00	1661000.00
CAR HONDA CIVIC	EACH	2163500.00	2163500.00	2163500.00	2145500.00	2503000.00	1677000.00	3005500.00
MOTORCYCLE HONDA CD-70.	EACH	63500.00	63500.00	63500.00	63500.00	63500.00	63500.00	63500.00
MOTORCYCLE YAMAHA 100CC.	EACH	79300.00	79300.00	79300.00	79300.00	79300.00	79300.00	79300.00
MOTOR CYCLE HERO 70 CC	EACH	41250.00	41250.00	41250.00	43500.00	49000.00	41500.00	43500.00
BICYCLE WITH TYRES & TUBES	EACH	8100.00	8100.00	8100.00	7350.00	7500.00	7100.00	7700.00
TYRE CAR WITH TUBE GENERAL	EACH	2975.00	2975.00	2975.00	2700.00	3000.00	2400.00	3300.00
TYRE MOTOR CYCLE WITHOUT TUBE	EACH	1137.50	1137.50	1250.00	1050.00	1200.00	700.00	1250.00
TYRE CYCLE SPECIFY BRAND NAME	EACH	345.83	355.00	370.00	350.00	330.00	250.00	350.00
TYRE CAR W/O TUBE	EACH	2850.00	2850.00	3275.00	3075.00	2700.00	2200.00	3000.00
PETROL SUPER	LITRE	74.00	74.00	74.00	74.00	74.00	74.00	74.00
HIGH SPEED DIESEL HSD	LITRE	83.00	83.00	83.00	83.00	83.00	83.00	83.00
CNG	K.G.	75.82	75.82	75.82	75.82	67.50	67.50	67.50
GAS CYLINDER STAND. SIZE	EACH	1050.00	1080.00	1205.00	987.50	935.00	975.00	880.00
MOTOR CYCLE SERVICE CHARGES	EACH	325.00	325.00	290.00	250.00	200.00	187.50	280.00
CAR SERVICE CHARGES	EACH	337.50	375.00	325.00	275.00	300.00	300.00	250.00
TYRE PUNCTURE CHARGES	EACH	75.00	75.00	45.00	70.00	80.00	75.00	50.00
CYCLE OVERHAULING CHARGES	EACH	783.33	825.00	375.00	375.00	319.64	325.00	160.00
CAR TAX FOR 800CC TO 1300CC	YEARLY	2650.00	432.00	2650.00	2650.00	2650.00	2650.00	2650.00
TRAIN FARE ECO. 1-100 KM.	P/KM.	0.68	0.68	0.68	0.68	0.68	0.68	0.68
TRAIN FARE ECO. 101-500 KM.	P/KM.	0.98	0.98	0.98	0.98	0.98	0.98	0.98
TRAIN FARE ECO. > 500 KM.	P/KM.	0.89	0.89	0.89	0.89	0.89	0.89	0.89

Contd.

7.11 Intercity Consumer Prices May, 2017

Description	Unit	Rawalpindi	Islamabad	Attock	Jehlum	Lahore	Sahiwal	Gujran-wala
TRAIN FARE IST SLP. 1-100KM	P/KM.	2.10	2.10	2.10	2.10	2.10	2.30	2.10
TRAIN FARE IST SLP.101-500 KM	P/KM.	2.59	2.59	2.59	2.59	2.59	2.59	2.59
TRAIN FARE IST SLP. > 500 KM.	P/KM.	1.99	1.99	1.99	1.99	1.99	1.99	1.99
TRAIN FARE A/C SLP. 1-100KM.	P/KM	5.76	5.76	5.76	5.76	5.76	5.76	5.76
TRAIN FARE A/C SLP.101-500KM	P/KM.	4.59	4.59	4.59	4.59	4.59	4.59	4.59
TRAIN FARE A/C SLP > 500KM.	P/KM	4.16	4.16	4.16	4.16	4.16	4.16	4.16
PLATFORM TICKET	EACH	10.00	10.00	10.00	10.00	10.00	10.00	10.00
AUTO RICKSHAW FARES	KM/MIN	65.00	0.00	35.00	65.00	50.00	90.00	60.00
FULL TONGA CHARGES	KM/MIN	0.00	0.00	0.00	0.00	80.00	100.00	50.00
TAXI 4 SEATER FARE	KM/MIN	100.00	100.00	75.00	0.00	100.00	100.00	100.00
BUS FARE MIN (WITHIN CITY)	TICKET	9.00	9.00	0.00	9.00	9.00	0.00	9.00
BUS FARE MAX (WITHIN CIT	TICKET	21.00	21.00	0.00	21.00	21.00	0.00	21.00
BUS FARE OUTSIDE CITY	P/KM.	0.86	0.86	0.86	0.69	0.86	0.86	0.86
A/C BUS FARE OUTSIDE CITY	P/KM.	1.55	1.55	1.53	1.55	2.00	1.55	1.45
MINIBUS FARE MIN.WITH IN CITY	TICKET	11.00	11.00	0.00	0.00	11.00	0.00	10.00
MINIBUS FARE MAX.WITH IN CITY	TICKET	22.50	22.25	0.00	0.00	24.00	0.00	20.00
SUZUKI FARE MIN.WITH IN CITY	TICKET	11.00	11.00	10.00	0.00	12.00	0.00	10.00
SUZUKI FARE MAXIMUM W.IN CITY	TICKET	17.00	17.00	10.00	10.00	22.00	0.00	20.00
AIR FARE ECONOMY CLASS.	P/KM.	19.26	19.26	19.26	19.26	19.26	0.00	19.26
POSTAL ENVELOPE DOMESTIC	EACH	8.00	8.00	8.00	8.00	8.00	8.00	8.00
ENVELOPE FOR SAUDI ARABIA	EACH	50.00	50.00	50.00	50.00	50.00	50.00	50.00
POSTAL REGISTRATION CHARGES	EACH	38.00	38.00	38.00	38.00	38.00	38.00	38.00
U.M.S. REG CHARGES MIN.	EACH	58.00	58.00	58.00	58.00	60.00	59.00	59.00
T.C.S. CH. MIN.WITH IN ZONE	EACH	180.00	180.00	180.00	180.00	160.00	180.00	150.00
TELEPHONE CHARGES LOCAL CALL	P/CALL	3.94	3.94	3.94	3.94	3.94	3.94	3.94
TEL CHARGES OUT SIDE CITY	P/CALL	3.94	3.94	3.94	3.94	3.94	3.94	3.94
INTERNET CHARGES	P/HOUR	32.50	32.50	30.00	50.00	20.00	12.00	50.00
MOBILE CELL CHARGES	P/UNIT	3.00	3.00	3.00	3.00	2.50	3.00	3.00
FAX CHARGES (LOCAL)	P/PAGE	17.50	20.00	17.50	17.50	10.00	20.00	30.00
TELEPHONE SET AV. QLTY	EACH	625.00	725.00	550.00	825.00	775.00	650.00	600.00
MOBILE SET NOKIA/SONY/ERICSON/SAMSUNG WITHOUT CAMERA	EACH	2641.67	2656.25	2650.00	2600.00	2700.00	2650.00	2800.00
T.V. 20" COLORED WEGA H-A21.	EACH	18108.33	18200.00	18100.00	18100.00	20500.00	16900.00	15000.00
T.V 20" COLOR CHINA/KORIA)	EACH	14250.00	14250.00	14250.00	14250.00	6500.00	13500.00	7000.00
V.C.P. PANASONIC/LG/NAT	EACH	0.00	0.00	5550.00	0.00	4200.00	0.00	0.00
DVD/VCD PLAYER PANASONIC/LG	EACH	3750.00	3750.00	3550.00	3750.00	6557.14	4500.00	3000.00
RADIO WITH C.PLAYER NATIONAL	EACH	2150.00	2150.00	2150.00	2050.00	1821.43	1800.00	2250.00
PERSONNEL COMPUTER (BRANDED)	EACH	69250.00	69250.00	69250.00	69500.00	53000.00	50000.00	37400.00
VID. CASSETTE BLK. TDK/SONY	EACH	144.17	145.00	135.00	175.00	122.14	155.00	0.00
COM. C.D. (TDK/IMATION)	EACH	56.67	59.38	75.00	75.00	36.79	50.00	35.00
TAPE RECORDER CASSETTE BLANK	EACH	42.50	47.50	42.50	47.50	40.00	65.00	35.00
VIDEO GAME SEGA 16 BYTE	EACH	1150.00	1150.00	1175.00	1050.00	1200.00	1450.00	1050.00
CINEMA A/C. HIGH CLASS	TICKET	150.00	0.00	0.00	0.00	275.00	0.00	80.00
CINEMA NON-A/C HIGH CLASS	TICKET	80.00	0.00	0.00	0.00	150.00	50.00	60.00
CABLE CHARGES	PER MONT	325.00	325.00	275.00	300.00	303.57	200.00	300.00
TV.LICENCE FEE DOMESTIC	YEARLY	420.00	420.00	420.00	420.00	420.00	420.00	420.00
ENGLISH BOOK CLASS V1	EACH	73.00	73.00	73.00	73.00	73.00	73.00	73.00
ENGLISH BOOK CLASS IX OR X	EACH	130.00	130.00	130.00	130.00	130.00	130.00	130.00
ENG. BOOK IST.YR COMPLETE SET	EACH	84.00	84.00	84.00	84.00	84.00	84.00	84.00
ENGLISH BOOK BA/B.SC	EACH	178.00	178.00	178.00	178.00	178.00	178.00	178.00
URDU BOOK CLASS V (T.B.BORD)	EACH	55.00	55.00	55.00	55.00	55.00	55.00	55.00
URDU BOOK CLASS IX/X(T.B.B)	EACH	131.00	131.00	131.00	131.00	131.00	131.00	131.00
URDU BOOK IST.YEAR/INTER	EACH	53.00	53.00	53.00	53.00	53.00	53.00	53.00
URDU BOOK BA/B.SC	EACH	140.00	140.00	140.00	140.00	140.00	140.00	140.00
MATHS BOOK CALSS V (T.B.B)	EACH	78.00	78.00	78.00	78.00	78.00	78.00	78.00
MATHS BOOK CLASS IX OR X	EACH	266.00	266.00	266.00	266.00	266.00	266.00	266.00
MATHS BOOK IST.YEAR (T.B.B)	EACH	156.00	156.00	150.00	156.00	156.00	156.00	156.00
PAKISTAN STUDIES BOOK BA/B.SC	EACH	125.00	125.00	125.00	125.00	125.00	125.00	125.00
DAILY "DAWN"	P/COPY	20.00	20.00	20.00	20.00	19.00	20.00	20.00
DAILY "JANG"	P/COPY	13.00	13.00	13.00	13.00	13.00	13.00	13.00
DAILY "NAWA-E-WAQT"	P/COPY	13.00	13.00	13.00	13.00	13.00	13.00	13.00

Contd.

7.11 Intercity Consumer Prices May, 2017

Description	Unit	Rawalpindi	Islamabad	Attock	Jehlum	Lahore	Sahiwal	Gujran-wala
WEEKLY "AKHBAR-E-JAHAN"	P/COPY	55.00	55.00	55.00	55.00	55.00	55.00	55.00
WEEKLY "MAG"	P/COPY	45.00	45.00	45.00	45.00	45.00	45.00	45.00
MONTHLY "NAUNEHAL DIGEST"	P/COPY	35.00	35.00	35.00	35.00	35.00	35.00	35.00
PAPER FOOLSCAPE (27"x17")	QUIRE	57.50	57.50	57.50	55.00	25.00	25.00	30.00
EXERCISE.BOOK LINED 80/100 PGS	EACH	67.08	75.63	62.50	57.50	30.00	35.00	36.00
PENCILGOLDFISH/DEER	EACH	10.00	10.00	8.00	10.00	8.00	6.00	7.00
PEN INK DOLLOR 57 ML BOTTLE	EACH	25.00	25.00	25.00	25.00	23.75	20.00	20.00
PHOTOSTATE PAPER 70 GM	PRT	376.67	372.50	375.00	365.00	350.00	330.00	380.00
BALL PEN (local)	EACH	10.00	10.00	10.00	10.00	6.00	6.00	5.00
FOUNTAIN PEN HERO/WINGS/CHINA	EACH	55.00	53.13	55.00	55.00	60.00	50.00	40.00
PRIVATE SCHOOL FEE ENGLISH MEDIUM AVERAGE STANDARD (CLASS I)	P/MONTH	3726.25	3712.50	1287.50	2195.00	2520.00	2612.50	1650.00
PRIVATE SCHOOL FEE ENGLISH MEDIUM AVERAGE STANDARD (CLASS V)	P/MONTH	3726.25	3775.00	1325.00	2195.00	2648.57	2640.00	1800.00
PRIVATE SCHOOL FEE ENGLISH MEDIUM AVERAGE STANDARD (CLASS VI)	P/MONTH	3759.58	4012.50	1450.00	2240.00	2662.86	2665.00	2000.00
PRIVATE SCHOOL FEE ENGLISH MEDIUM AVERAGE STANDARD (CLASS X)	P/MONTH	4085.42	4181.25	1875.00	2410.00	3337.86	2855.00	2500.00
PRIVATE MEDICLE COLLEGE FEE MBBS (1ST YEAR)	P/MONTH	54920.00	54920.00	54920.00	0.00	28832.80	0.00	0.00
PRIVATE ENGINEERING COLLEGE FEE (ISTR YEAR)	P/MONTH	16300.25	16300.25	16300.25	0.00	18098.00	0.00	0.00
GOVT. COLLEGE FEE 1ST. YEAR	MONTH	50.00	195.00	50.00	50.00	50.00	50.00	50.00
GOVT. COLLEGE FEE 4TH. YEAR	MONTH	60.00	225.00	60.00	60.00	70.00	60.00	60.00
GOVT. UNIVERSITY FEE MSC.	MONTH	77.50	1000.00	80.00	80.00	150.00	500.00	80.00
GOVT. MED. COLLEGE FEE MBBS	MONTH	873.00	873.00	873.00	0.00	1430.00	1250.00	0.00
GOVT. ENGG. COLL. FEE I YEAR	MONTH	4333.00	4333.00	4333.00	0.00	1500.00	0.00	0.00
COACHING FEE FOR CLASS IX/X	P/MONTH	2750.00	2987.50	1550.00	950.00	1828.57	1400.00	600.00
COACHING CHARGES FOR CLASS 1ST YEAR/INTER (SCIENCE)	P/MONTH	3250.00	3450.00	2200.00	3500.00	2821.43	2300.00	1200.00
COACHING CHARGES FOR CLASS 1ST YEAR/INTER (COMMERCE)	P/MONTH	2691.67	3062.50	1900.00	3500.00	2792.86	1300.00	1200.00
I.T. TUITION FEES	P/MONTH	2100.00	2100.00	1450.00	3806.25	6066.80	1500.00	4500.00
MBA TUITION FEES	P/MONTH	13955.00	13955.00	7667.00	4500.00	15687.50	0.00	7000.00
BREAD TANDOORI ST. SIZE	EACH	7.50	7.50	6.50	6.00	6.00	5.50	6.00
COOKED MUTTON (AV. HOTEL)	PLATE	226.67	232.50	235.00	210.00	200.71	0.00	120.00
COOKED BEEF (AV. HOTEL)	PLATE	105.83	107.50	95.00	110.00	102.86	100.00	65.00
COOKED DAL (AV. HOTEL)	PLATE	75.83	78.75	72.50	55.00	67.32	50.00	40.00
CHICKEN BIRYANI FULL/DOUBLE	PLATE	132.50	135.00	165.00	110.00	131.96	150.00	130.00
TEA PREPARED (ORDINARY)	CUP	22.50	22.50	20.00	20.00	19.21	20.00	20.00
HAIRCUT CHARGES FOR MEN	P/CUT	92.50	127.50	90.00	60.00	115.71	100.00	60.00
BEAUTY PORL HAIR STYL CHARGE	P/STY.	391.67	475.00	375.00	475.00	450.00	250.00	350.00
SHAVING CHARGES	PER SHV	59.17	76.25	55.00	45.00	55.71	40.00	40.00
LIPSTICK S.MISS/MEDORA	EACH	120.00	120.00	120.00	120.00	120.00	110.00	120.00
NAIL POLISH S.MISS/MEDORA	EACH	115.00	115.00	105.00	115.00	110.00	95.00	60.00
PERFUME MED.SIZE MEDORA/BROACH	EACH	200.00	200.00	200.00	200.00	200.00	170.00	120.00
HAIR-OIL AMLA/CHAMBELI	BOTTLE	100.00	100.00	120.00	120.00	130.00	130.00	120.00
TOILET SOAP LUX 95 GRAMS	EACH	34.00	34.00	34.00	34.00	38.00	36.34	44.78
TOILET SOAP LIFEBOUY 140 GRM	EACH	40.00	40.00	40.00	40.00	48.69	48.69	48.69
TOILET SOAP SAFEGUARD BATH SIZE	EACH	55.00	55.00	55.00	55.00	50.00	50.00	50.00
TOOTHPASTE MACKLINES 70 GRM	EACH	50.00	50.00	50.00	50.00	50.00	50.00	50.00
TOOTHPAST MED SIZE CLGATE 70 GMS	EACH	75.00	75.00	75.00	75.00	65.33	65.00	60.00
TOOTHBRUSH SHEILD A/PLAUQUE	EACH	30.00	30.00	30.00	30.00	35.00	60.00	50.00
TOOTHPOWDER DENTONIC 90 GRM	EACH	35.00	35.00	35.00	35.00	35.00	28.00	30.00
HAIR-COLOUR BEGIN (6 GMS)	EACH	110.00	110.00	110.00	110.00	110.00	105.00	110.00
HAIR COLOUR (KALAKOLA)	BOTTLE	130.00	130.00	130.00	130.00	140.00	130.00	140.00
FACECREAM PONDS (MEDIUM)	EACH	120.00	120.00	120.00	120.00	120.00	120.00	120.00
TALC POWDER VICE ROAY,B.CAT	EACH	155.00	155.00	155.00	155.00	145.00	150.00	155.00
BLADE TREET ORDINARY 10'S	PKT.	40.00	40.00	40.00	35.00	35.00	30.00	40.00
BLADE 7-O-CLOCK STAIN. 5'S	PKT.	35.00	35.00	35.00	35.00	35.00	35.00	35.00
SHAMPOO SUNSILK/PAINTIN 100 ML	BOTTLE	110.00	110.00	110.00	110.00	100.00	99.00	110.00
BEAUTY CREAM (FAIR & LOVELY)	EACH	75.00	75.00	75.00	75.00	115.00	185.00	200.00
HAIR REMOVING CREAM (EU-CREAM)	TUBE	70.00	70.00	70.00	70.00	65.00	65.00	65.00
GEL MEDIUM SIZE	BOTTLE	121.25	125.00	115.00	152.50	75.00	120.00	65.00
DISPOSABLE RAZOR GILLET-II	EACH	45.00	45.00	45.00	45.00	45.00	45.00	40.00
SHAVING CREAM TOUCH-ME/ADM.	EACH	70.00	70.00	70.00	70.00	70.00	65.00	70.00
GOLD TEZABI 24 CT	10 GM.	42900.00	42900.00	43170.00	42270.00	42780.00	42095.00	42866.00
SILVER TEZABI 24 CT	10 GM.	655.00	655.00	635.00	655.00	635.00	617.00	643.00
ARTIFICIAL JEWELLARY SET	SET	1283.33	1325.00	850.00	825.00	1289.29	650.00	800.00
WRIST WATCH GENTS CITIZEN (ORIGINAL) ***	EACH	6100.00	6250.00	6100.00	5250.00	8267.86	4000.00	2500.00
WRIST WATCH LADIES CITIZEN (ORIGINAL) ***	EACH	6100.00	6250.00	6100.00	5250.00	9267.86	4000.00	2500.00
WALL CLOCK QUARTZ AV.QLTY	EACH	520.83	550.00	550.00	310.00	957.14	625.00	500.00
SUITCASE REXIN (24"x16"x6")	EACH	2295.83	2312.50	2300.00	1150.00	1178.57	1050.00	800.00
TRUNK MEDIUM SIZE ***	EACH	2250.00	2243.75	2250.00	1950.00	2303.57	2000.00	1500.00
PURSE LADIES (LEATHER) AVERAGE QUALITY	EACH	529.17	612.50	525.00	437.50	1400.00	900.00	750.00

7.11 Intercity Consumer Prices May, 2017

Description	Unit	Wazirabad	Sialkot	Faisal-abad	Jhang	Multan	Muzaffar-garh	D.G. Khan
WHEAT	10 KG.	330.00	360.00	335.00	300.00	300.00	335.00	300.00
WHEAT FLOUR FINE/SUPERIOR.	KG.	40.00	45.00	40.00	38.00	37.00	37.00	38.00
WHEAT FLOUR AVG. QLTY	KG.	38.00	30.23	38.00	38.00	35.00	35.00	35.00
WHEAT FLOUR BAG	10 KG.	365.00	370.00	350.00	350.00	353.33	350.00	350.00
MAIDA	KG.	50.00	50.00	50.00	45.00	45.50	45.00	50.00
SUJI	KG.	50.00	60.00	50.00	48.00	49.00	49.00	50.00
BESAN AV. QLTY.	KG.	120.00	130.00	110.00	130.00	133.33	132.50	140.00
RICE BASMATI SUP. QLTY.	KG.	110.00	100.00	125.00	120.00	122.50	125.00	110.00
RICE BASMATI 385/386	KG.	55.00	70.00	70.00	80.00	80.00	77.50	80.00
RICE BASMATI BROKEN AV.QLTY	KG.	50.00	55.00	75.00	75.00	78.33	72.50	70.00
RICE IRR1-6 (SINDH/PUNJAB)	KG.	52.50	47.50	60.00	45.00	40.00	41.00	40.00
VERMICELLI	KG.	90.00	75.00	85.00	75.00	80.00	77.50	80.00
BREAD PLAIN MEDIUM SIZE	EACH	40.00	40.00	40.00	40.00	45.00	45.00	50.00
RUSK (PAPAY)	KG.	160.00	140.00	200.00	180.00	220.00	200.00	200.00
BISCUITS-PACKED	PKT	35.00	35.00	35.00	35.00	40.00	40.00	40.00
BISCUIT-BAKERY (LOOSE)	250 GM	100.00	80.00	75.00	70.00	90.00	70.00	80.00
CORNFLAKS FAUJI 225 GM.	PKT	216.00	176.00	200.00	210.00	175.50	175.50	189.00
SAMOSA (VEGATABLE)	EACH	15.00	15.00	22.50	20.00	14.67	13.50	10.00
PASTRY AV.QLTY.	EACH	30.00	25.00	23.75	35.00	37.50	22.50	30.00
PATTIES (VEGATABLES)	EACH	20.00	20.00	22.50	25.00	29.17	25.00	20.00
NIMCO	250 GM	50.00	50.00	70.00	100.00	72.50	70.00	70.00
CHIPS	250 GM	60.00	65.00	66.25	100.00	83.33	82.50	65.00
BEEF WITH BONE AV.QLTY.	KG	300.00	300.00	350.00	320.00	350.00	320.00	350.00
MUTTON AV.QLTY.	KG	650.00	650.00	700.00	700.00	700.00	600.00	750.00
CHICKEN FARM BROILER (LIVE)	KG	151.00	158.00	143.50	150.00	157.50	152.50	145.00
FISH-RAHU MEDIUM SIZE	KG	290.00	250.00	300.00	340.00	290.00	290.00	260.00
MILK FRESH (UNBOILED)	LTR.	80.00	70.00	80.00	70.00	78.33	70.00	70.00
CURD	KG.	90.00	80.00	95.00	80.00	90.83	80.00	90.00
MILK TETRA PACK 1/2 LTR.	PKT.	60.00	60.00	60.00	60.00	60.00	60.00	60.00
LACTOGEN 400 GRAMS	PKT.	440.00	435.00	440.00	420.00	440.00	440.00	440.00
POWDER MILK NIDO 400GM.	PKT	358.97	380.00	389.74	400.00	358.97	358.97	390.00
MILK POWDER LOOSE/PACKED	KG.	360.00	460.00	525.00	500.00	400.00	400.00	640.00
BUTTER LOCAL PACKED	50 GM.	35.00	25.00	35.00	25.00	27.00	27.00	30.00
EGGS FARM	DOZ	87.00	90.00	80.00	80.00	86.67	82.50	90.00
MUSTARD OIL AV.QLTY.	KG.	160.00	160.00	200.00	160.00	177.50	180.00	170.00
COOKING OIL (DALDA)	2.5LTR	475.00	467.00	467.50	470.00	475.00	485.00	485.00
COOKING OIL (PAKWAN) OTHER BRAND SPECIFY	2.5 LTR	420.00	420.00	375.00	441.66	383.00	375.00	468.00
VEGETABLE GHEE TIN	2.5KG.	470.00	452.00	467.50	460.00	470.00	470.00	470.00
VEGETABLE GHEE (LOOSE)	KG.	140.00	150.00	135.00	175.00	148.00	148.00	145.00
DATES AV.QLTY.	KG.	180.00	180.00	165.00	160.00	171.67	170.00	140.00
PISTACHIO AV.QLTY.	50 GM.	120.00	135.00	100.00	100.00	105.00	122.50	100.00
ALMONDS WHOLE AV.QLTY.	KG.	525.00	600.00	640.00	580.00	550.00	625.00	500.00
COCONUT DRY AV.QLTY.	KG.	280.00	250.00	280.00	250.00	290.00	290.00	280.00
RAISINS AV.QLTY.	50 GM.	20.00	20.00	25.00	15.00	18.33	19.00	15.00
GROUNDNUTS (WITH SHELL)	KG.	200.00	200.00	200.00	180.00	190.00	190.00	180.00
MALTA/MOSAMBI	DOZ	0.00	0.00	0.00	0.00	0.00	0.00	0.00
KINNU	DOZ	140.00	120.00	165.00	240.00	208.75	210.00	160.00
APPLE	KG	180.00	130.00	217.50	200.00	210.00	230.00	200.00
ALOO BUKHARA	KG	180.00	200.00	0.00	480.00	0.00	0.00	0.00
POMEGRANATE (ANNAR)	KG	0.00	0.00	0.00	0.00	0.00	0.00	0.00
GRAPES	KG	0.00	0.00	0.00	0.00	0.00	0.00	0.00
BANANAS	DOZ	95.00	90.00	75.00	80.00	96.67	95.00	90.00
MANGO KALMI	KG	80.00	0.00	135.00	200.00	157.50	160.00	110.00
GUAVA	KG	0.00	0.00	0.00	0.00	0.00	0.00	0.00
WATERMELON (TURBOOZ)	KG	22.50	30.00	20.00	25.00	30.00	32.50	30.00
MUSKMELON (KHARBOOZA)	KG	65.00	50.00	45.00	40.00	55.00	52.50	40.00
SWEETMELON (GARMA)	KG	0.00	0.00	0.00	0.00	0.00	0.00	0.00
PULSE MASOOR (WHOLE)	KG.	120.00	140.00	120.00	90.00	97.50	105.00	100.00
PULSE MASOOR (WASHED)	KG.	140.00	160.00	120.00	110.00	110.00	112.50	100.00
PULSE MOONG (WASHED)	KG.	110.00	140.00	120.00	120.00	112.50	112.50	120.00
PULSE MASH (WASHED)	KG.	200.00	180.00	210.00	160.00	175.00	175.00	200.00

Contd.

7.11 Intercity Consumer Prices May, 2017

Description	Unit	Wazirabad	Sialkot	Faisal-abad	Jhang	Multan	Muzaffar-garh	D.G. Khan
PULSE GRAM	KG.	120.00	130.00	117.50	120.00	127.50	127.50	120.00
GRAM WHOLE BLACK AV.QLTY.	KG.	120.00	130.00	112.50	110.00	118.33	122.50	110.00
GRAM WHOLE YELLOW AV.QLTY	KG.	160.00	180.00	150.00	160.00	183.33	185.00	180.00
BEANS (LAL LOBIA)	KG.	120.00	150.00	160.00	120.00	158.33	155.00	160.00
POTATOES	KG	40.00	32.50	45.00	40.00	37.50	37.50	30.00
ONION	KG	27.50	30.00	30.00	30.00	25.83	27.50	30.00
TURNIP	KG	0.00	0.00	0.00	0.00	0.00	0.00	0.00
RADISH	KG	0.00	0.00	0.00	0.00	0.00	0.00	0.00
TOMATOES	KG	30.00	35.00	40.00	30.00	30.00	32.50	40.00
CABBAGE	KG	0.00	0.00	0.00	0.00	0.00	0.00	0.00
CAULIFLOWER	KG	0.00	0.00	0.00	0.00	0.00	0.00	0.00
BRINJAL	KG	30.00	40.00	40.00	30.00	40.00	32.50	30.00
PUMPKIN	KG	20.00	40.00	25.00	20.00	27.50	27.50	20.00
BOTTLEGOURD	KG	40.00	40.00	50.00	30.00	38.33	32.50	30.00
LADY FINGER	KG	60.00	80.00	75.00	50.00	56.67	55.00	60.00
PEAS	KG	0.00	0.00	0.00	0.00	0.00	0.00	0.00
SPINACH	KG	0.00	0.00	0.00	0.00	0.00	0.00	0.00
TINDA	KG	80.00	80.00	60.00	40.00	75.83	67.50	40.00
TURAI	KG	60.00	60.00	57.50	40.00	38.00	32.50	30.00
KARAILA	KG	65.00	70.00	60.00	40.00	44.17	42.50	40.00
ARVI	KG	0.00	0.00	0.00	0.00	0.00	0.00	0.00
CHILLIES GREEN	KG	60.00	80.00	50.00	40.00	58.33	55.00	60.00
CARROT	KG	0.00	0.00	0.00	0.00	0.00	0.00	0.00
COCUMBER (KHEERA)	KG	30.00	40.00	37.50	30.00	38.33	42.50	40.00
LEMON	250GM	50.00	60.00	70.00	60.00	64.17	65.00	80.00
SUGAR REFINED	KG.	58.00	58.00	58.00	60.00	55.00	55.00	60.00
GUR AV.QLTY	KG.	90.00	80.00	77.50	70.00	70.00	72.50	70.00
HONEY LANGANESE 500 GM.	BOTTLE	840.00	692.00	820.00	1290.00	900.00	900.00	950.00
MILO 200 GM.	BOTTLE	166.67	222.00	260.00	187.00	200.00	200.00	300.00
CUSTARD POWDER RAFHAN 300 GM.	PKT	80.00	80.00	80.00	80.00	80.00	80.00	80.00
TOFFEE (HILAL)	EACH	1.00	1.00	2.00	2.00	1.00	1.00	1.00
CHOWKELATE CANDY (SMALL SIZE)	EACH	5.00	5.00	5.00	5.00	5.00	5.00	5.00
SWEETMEAT (MIXED)	KG	300.00	260.00	255.00	260.00	291.67	280.00	280.00
ICE CREAM WALLS	CUP.	40.00	40.00	42.50	45.00	45.00	45.00	40.00
ICE	KG	10.00	10.00	15.00	3.00	5.00	4.50	6.00
JAM AHMED/MITCHELLES	BOTTLE	125.00	125.00	140.00	130.00	130.00	130.00	140.00
SQUASH-MITCHELLES	BOTTLE	160.00	135.00	150.00	160.00	165.00	165.00	160.00
ROOH AFZA	BOTTLE	170.00	160.00	170.00	170.00	170.00	170.00	170.00
JAM-E-SHIREEN	BOTTLE	180.00	170.00	180.00	170.00	180.00	180.00	180.00
SAUNF	50 GM	20.00	20.00	17.50	16.00	16.67	19.00	12.00
CINAMON LOOSE AV. QLTY	50 GM.	25.00	20.00	30.00	30.00	24.00	27.50	20.00
CUMINSEED WHITE NATIONAL	50 GM.	52.00	54.00	70.00	55.00	52.00	52.00	54.00
PEPPER BLACK NATIONAL	50 GM.	110.00	96.00	110.00	96.00	110.00	110.00	100.00
CLOVES LOOSE AV.QLTY	50 GM.	100.00	90.00	120.00	70.00	90.83	82.50	70.00
CARDAMOM LARGE LOOSE AV.QLTY	50 GM.	110.00	130.00	200.00	140.00	123.33	125.00	90.00
CARDAMOM SMALL AV.QLTY	50 GM.	100.00	110.00	150.00	100.00	105.00	105.00	100.00
SALT-POWDERED (LAHOR) LOOSE	KG.	10.00	10.00	10.00	10.00	10.00	10.00	10.00
SALT POWDERED (NATIONAL/SHAN)	PKT	25.00	25.00	25.00	25.00	25.00	25.00	25.00
CHILLIES POWD.NATIONAL 200GM	PKT	105.00	105.00	105.00	105.00	105.00	105.00	105.00
CHILLIES POWDER LOOS	KG.	220.00	240.00	280.00	260.00	240.83	235.00	200.00
CORRIANDER SEED POWD.NATIONAL	PKT	105.00	110.00	104.00	96.00	104.00	104.00	0.00
CORRIANDER SEED (LOOSE)	KG.	140.00	300.00	280.00	240.00	236.67	250.00	220.00
TURMERIC POWD.NATIONAL 50GM	PKT.	35.00	35.00	35.00	36.00	35.00	35.00	35.00
CURRY POWD. NATIONAL 200 GM	PKT.	87.00	87.00	87.00	87.00	87.00	87.00	0.00
TOMATO KETCHUP AHMED/MITCHL	BOTTLE	100.00	85.00	100.00	90.00	95.00	95.00	85.00
PICKLES AHMED/MITCHELLES	BOTTLE	100.00	100.00	120.00	100.00	113.33	120.00	115.00
VINEGAR SYNTHETIC (SIRKA)	BOTTLE	70.00	80.00	100.00	85.00	82.00	85.00	80.00
GARLIC	KG	245.00	250.00	230.00	120.00	230.00	210.00	200.00
GINGER	KG	95.00	120.00	120.00	120.00	120.00	125.00	120.00
TAPAL DANEDAR TEA 200GM PACKET	PKT	178.94	178.94	178.94	178.94	178.95	178.95	178.94
TEA LIPTON YELLOW LABEL 200GM.	PKT.	205.26	205.26	205.26	205.26	205.26	205.26	205.26

Contd.

7.11 Intercity Consumer Prices May, 2017

Description	Unit	Wazirabad	Sialkot	Faisal-abad	Jhang	Multan	Muzaffar-garh	D.G. Khan
TEA LOOSE KENYA AV.QLTY 250GM.	PKT.	160.00	110.00	200.00	180.00	125.83	140.00	110.00
COFFEE-NESCAFE 75 GM. **	BOTTLE	350.00	350.00	370.00	330.00	350.00	350.00	350.00
COLD DRINK (STANDARD SIZ)	BOTTLE	25.00	25.00	25.00	25.00	20.00	20.00	25.00
FRUIT JUICE TETRA PACK	PKT.	20.00	15.00	20.00	20.00	20.00	20.00	15.00
MINERAL WATER NESTLE 1.5 LTR	BOTTLE	45.00	50.00	50.00	50.00	50.00	50.00	50.00
CIGARETTES K-2 10'S **	PKT	80.00	75.00	70.00	60.00	62.00	62.00	65.00
CIGARETTES CAPSTAN 10'S **	PKT	80.00	75.00	70.00	80.00	72.00	72.00	75.00
CIGARETTES GOLD LEAF 20'S	PKT	140.00	140.00	140.00	140.00	130.00	130.00	135.00
CIGARETTES MORVEN GOLD 20'S	PKT	80.00	75.00	70.00	75.00	67.00	67.00	75.00
BETEL LEAVES	50GM.	70.00	70.00	60.00	70.00	54.17	57.50	100.00
BETEL NUTS	KG.	400.00	400.00	340.00	400.00	375.00	375.00	440.00
LONG CLOTH 57" GUL AHMED/AL-KARAM	METER	170.00	135.00	237.50	365.00	250.00	250.00	250.00
SHIRTING AV.QLTY.	METER	150.00	175.00	125.00	350.00	210.00	210.00	225.00
PANT CLOTH W & WEAR AV.QLTY	METER	312.50	300.00	531.25	600.00	365.00	345.00	350.00
LAWN PRINTED GUL AHMED/AL-KARAM	METER	197.50	177.50	240.00	425.00	380.00	360.00	362.50
GEORGETTE AV.QLTY	METER	150.00	130.00	160.00	425.00	108.00	125.00	125.00
LINEN AV.QLTY ***	METER	100.00	140.00	145.00	275.00	250.00	225.00	137.50
HEAVY WT SUITING LAWERNCPUR AVG QLTY	METER	1050.00	900.00	1450.00	2200.00	1200.00	1200.00	1700.00
HEAVY WT SUITING LAWERNCPUR SUP QLTY	METER	2350.00	1200.00	1550.00	2400.00	2400.00	1950.00	1950.00
TROPICAL SUITING LAW.PUR	METER	925.00	800.00	1200.00	2000.00	1200.00	1200.00	1100.00
PANT BOY 24"/26" LENGTH.	EACH	700.00	400.00	600.00	650.00	385.00	390.00	550.00
SHIRT BOY 24"/26" LENGTH	EACH	425.00	350.00	400.00	550.00	318.33	290.00	500.00
SCHOOL UNI. PANT,SHIRT BOYS	SUIT	1000.00	675.00	675.00	800.00	573.33	525.00	650.00
SCHOOL UNI. KAMEEZ,SHAL.BOYS	SUIT	1000.00	675.00	675.00	900.00	535.83	725.00	750.00
SCHOOL UNI. KAMEEZ,SHAL.GIRL	SUIT	900.00	675.00	800.00	900.00	532.50	675.00	850.00
FROCK W/WEAR GIRLS	EACH	875.00	700.00	775.00	1800.00	1550.00	1900.00	1100.00
AWAMI-SUIT W & W(BOY) 24"/26	SUIT	1050.00	1450.00	600.00	1200.00	815.00	875.00	1100.00
AWAMI-SUIT W&W (GENTS)AV.QLTY	SUIT	1050.00	1250.00	837.50	1800.00	1045.00	1425.00	1600.00
PULLOVER GENTS OXFORD/BON.	EACH	3050.00	3300.00	3100.00	3480.00	3250.00	3480.00	2700.00
PULLOVER LADIES OXFORD/BON.	EACH	2850.00	3300.00	3000.00	2650.00	2990.00	2880.00	2600.00
PULLOVER (GENTS) OTHERS A.QTY	EACH	600.00	700.00	800.00	900.00	1012.50	1050.00	750.00
SECOND-HAND COAT FOR MEN	EACH	500.00	500.00	450.00	650.00	425.00	225.00	200.00
SECONDHAND SWEETER FOR MEN DUP QLTY	EACH	525.00	350.00	325.00	250.00	237.50	135.00	50.00
SECONDHAND WINTER JACKET	EACH	600.00	400.00	500.00	650.00	315.00	275.00	150.00
UNDERWEAR AV.QLTY MEDIUM SIZE	EACH	150.00	100.00	75.00	150.00	165.00	165.00	130.00
VEST FOR MEN AV.QLTY.	EACH	105.00	100.00	110.00	190.00	151.67	155.00	110.00
VEST/SHAMEEZ (WOMEN) AVG. QLTY	EACH	130.00	125.00	120.00	350.00	158.00	135.00	155.00
SOCKS NYLON (PAKISTANI)	PAIR	90.00	65.00	65.00	130.00	96.67	95.00	90.00
BRASSIER AV.QLTY.	EACH	127.50	200.00	275.00	400.00	149.17	110.00	135.00
BRASSIER SUP QLTY	EACH	300.00	475.00	425.00	850.00	336.67	235.00	350.00
DOPATTA GEORGETTE AV.QLTY.	EACH	235.00	300.00	231.25	450.00	226.67	275.00	325.00
DOPATTA COTTON AV GLTY	EACH	180.00	250.00	171.25	250.00	210.00	250.00	275.00
CHADDAR (W/WEAR) (2x2.5 MTR)	EACH	312.50	400.00	450.00	500.00	375.00	475.00	450.00
LUNGI/DHOTI(COTTON) AVG. QLTY	EACH	250.00	350.00	300.00	350.00	228.33	290.00	375.00
HANDKERCHIEF AVG. QLTY PAK	EACH	50.00	35.00	40.00	35.00	42.50	55.00	50.00
HANDKERCHIEF SUP. QLTY PAK	EACH	70.00	50.00	55.00	60.00	55.83	72.50	72.50
GLOVES AV QLTY	PAIR	100.00	200.00	90.00	120.00	105.00	110.00	160.00
AZARBAND COTTON AVG. QLTY	EACH	25.00	10.00	15.00	15.00	13.00	13.50	20.00
SEWING THREAD/REEL(ASLI PARI)	EACH	6.00	5.00	5.50	7.00	7.00	10.00	6.00
WASHING CHARGES PAINT & SHIRT	SUIT	150.00	150.00	75.00	100.00	131.00	140.00	70.00
DRY CLEANING SUIT COAT PANT	SUIT	450.00	400.00	375.00	400.00	365.00	375.00	250.00
WASHING CH. (KAMIZ-SHALWAR)	PAIR	120.00	100.00	65.00	80.00	91.00	100.00	60.00
TAILORING SHIRT	EACH	375.00	300.00	375.00	400.00	370.00	300.00	325.00
TAILORING CHARGES PANT (MEN)	EACH	600.00	625.00	562.50	600.00	470.00	475.00	750.00
TAILORING COAT-PANT SUIT	SUIT	3200.00	3250.00	4000.00	4000.00	4016.67	3450.00	3250.00
TAILORING AWAMI-SUIT (MALE)	SUIT	600.00	500.00	650.00	550.00	641.67	475.00	550.00
TAILORING SUIT FEMALE	SUIT	500.00	500.00	475.00	500.00	355.00	350.00	500.00
GENTS SHOES PAUL BATA	PAIR	1199.00	1199.00	1199.00	1199.00	1199.00	1199.00	1199.00
GENTS SANDAL BATA	PAIR	699.00	699.00	699.00	699.00	699.00	699.00	699.00
GENTS SPOUNG CHAPPAL BATA	PAIR	199.00	199.00	199.00	199.00	199.00	199.00	199.00
LADIES SANDAL BATA	PAIR	499.00	499.00	499.00	499.00	499.00	499.00	499.00

Contd.

7.11 Intercity Consumer Prices May, 2017

Description	Unit	Wazirabad	Sialkot	Faisal-abad	Jhang	Multan	Muzaffar-garh	D.G. Khan
LADIES SPOUNG CHAPPAL BATA	PAIR	179.00	179.00	179.00	179.00	179.00	179.00	179.00
CHILD SHOE POWER LITE BATA	PAIR	599.00	599.00	599.00	599.00	599.00	599.00	599.00
GENTS SHOE, ART 1109 SERVICE	PAIR	999.00	999.00	999.00	999.00	999.00	999.00	999.00
NYLON JOGGER 27 SIZE 2-5 ***	PAIR	1299.00	1299.00	1299.00	1299.00	1299.00	1299.00	0.00
CHINA FOOT WEAR AV. QLTY (MALE) *	PAIR	700.00	475.00	525.00	1000.00	516.67	525.00	450.00
CHINA FOOT WEAR AV. QLTY (FEMALE) *	PAIR	550.00	325.00	325.00	800.00	325.00	325.00	325.00
CHINA FOOT WEAR AV. QLTY (CHILDREN) *	PAIR	500.00	325.00	275.00	500.00	275.00	225.00	275.00
SHOE REPAIR HALF SOLE	PAIR	150.00	60.00	150.00	125.00	126.67	72.50	75.00
SHOES POLISH CHARGES AVERAGE SHOP	PAIR	15.00	10.00	17.50	30.00	18.33	17.50	20.00
HOUSE RENT (combined)	MONTH	3377.34	6630.77	6479.63	4591.04	7168.46	5067.62	4355.68
rent 2	pm	3377.34	6630.77	6479.63	4591.04	7168.46	5067.62	4355.68
RENT3	PM	3377.34	6630.77	6479.63	4591.04	7168.46	5067.62	4355.68
RENT4	PM	3377.34	6630.77	6479.63	4591.04	7168.46	5067.62	4355.68
RENT5	PM	3377.34	6630.77	6479.63	4591.04	7168.46	5067.62	4355.68
RENT6	PM	3377.34	6630.77	6479.63	4591.04	7168.46	5067.62	4355.68
SYNTHETIC ENEMAL ROBIALAC BALTI 3.64 LTR.	EACH	1700.00	2093.00	1840.00	1900.00	2258.00	2258.00	1737.00
SYNTHETIC ENEMAL ICI BALTI 3.64 LTR.	EACH	2138.00	2080.00	1850.00	1900.00	2185.00	2185.00	1783.00
CEMENT (LOCAL) SPECIFY BRAND NAME	BAG	510.00	520.00	535.00	550.00	525.00	525.00	525.00
BRICKS (NEW) IST CLASS	P/1000	8000.00	7750.00	6800.00	7500.00	6000.00	5700.00	5600.00
CEMENT BLOCKS (6"x8"x12")	P/100	0.00	0.00	0.00	4800.00	0.00	0.00	0.00
BAJREE	100CFT	5500.00	6000.00	6000.00	4000.00	5040.00	3500.00	2600.00
SAND (BLACK PIT SAND)	K100CFT	1800.00	3500.00	4000.00	2000.00	2000.00	1600.00	1800.00
TIMBER SHESHAM LOG IST QUALITY	cubmt.	52111.00	63000.00	63558.00	42377.00	86500.00	70620.00	52900.00
IRON BAR (M.S. BAR) 1/2"	P/TON	72000.00	62000.00	76000.00	72000.00	74875.00	73250.00	73000.00
CARPENTER WAGE RATE	P/DAY	800.00	825.00	600.00	900.00	1000.00	850.00	950.00
MASON (RAJ) WAGE RATE	P/DAY	1000.00	1050.00	1200.00	900.00	950.00	800.00	950.00
UNSKILLED LABOUR WAGE RATE	P/DAY	600.00	650.00	600.00	500.00	500.00	450.00	500.00
PLUMBER WAGE RSTE	P/DAY	800.00	700.00	625.00	900.00	1000.00	850.00	950.00
ELECTICIAN WAGE RATE PER DAY **	P/DAY	750.00	0.00	0.00	900.00	0.00	0.00	0.00
ELECTICIAN WAGE RATE PER POINT **	P/PNT	150.00	137.50	115.00	125.00	100.00	90.00	85.00
WATER CHARGES PER HOUSE	P/MONTH	70.00	100.00	128.75	70.00	100.00	0.00	75.00
ELECT.CHARGES UPTO 50 UNITS	P/UNIT	2.00	2.00	2.00	2.00	2.00	2.00	2.00
ELECT.CHARGES 01 - 100 UNIT	P/UNIT	6.18	6.18	6.18	6.18	6.18	6.18	6.18
ELECT.CHARGES 101 - 300 UNIT	P/UNIT	9.54	9.54	9.54	9.54	9.54	9.54	9.54
ELECT.CHARGES 301 - 1000 UNIT	P/UNIT	16.39	16.39	16.39	16.39	16.39	16.39	16.39
ELECT.CHARGES ABOVE 1000 UNIT	P/UNIT	18.39	18.39	18.39	18.39	18.39	18.39	18.39
ELEC	PM	10.50	10.50	10.50	10.50	10.50	10.50	10.50
GAS CHRg upto 3.3719 MMBTU	MMBTU	128.70	128.70	128.70	128.70	128.70	128.70	128.70
GAS CHRg 3.3719 - 6.7438 MMBTU	MMBTU	257.40	257.40	257.40	257.40	257.40	257.40	257.40
GAS CHRg 6.7438 - 10.1157 MMBTU	MMBTU	257.40	257.40	257.40	257.40	257.40	257.40	257.40
GAS CHRg10.1157 - 13.4876 MMBTU	MMBTU	702.00	702.00	702.00	702.00	702.00	702.00	702.00
GAS	PM	702.00	702.00	702.00	702.00	702.00	702.00	702.00
GAS	PM	409.50	409.50	409.50	409.50	409.50	409.50	409.50
KEROSENE OIL	LTR	73.00	77.00	69.00	80.00	67.50	80.00	90.00
FIREWOOD WHOLE	40 KG.	700.00	650.00	600.00	500.00	606.67	575.00	500.00
CHAIR SHESHAM WOOD WITH ARMS **	EACH	2200.00	1950.00	1450.00	2000.00	2000.00	1550.00	1500.00
CHAIR PLASTIC (CHAIRMAN) AVERAGE QUALITY	EACH	800.00	600.00	775.00	850.00	662.50	650.00	575.00
TABLE SHESHAM WOOD (4X2X5") ***	EACH	10000.00	6500.00	5000.00	4275.00	4800.00	4500.00	3000.00
SOFASET WOODEN WITH FOAM SEAT **	SET	20000.00	13500.00	18000.00	18000.00	13875.00	12250.00	16000.00
COT IRON (WITH NIWAR)AV.QLTY.	EACH	2000.00	2000.00	2250.00	2100.00	1850.00	1750.00	1700.00
ALMIRAH (STEEL) 6'X3' 20 GUAGE	EACH	9000.00	8650.00	9750.00	8000.00	7210.00	7200.00	9000.00
DINNING TABLE 6 CHAIRS A.QLTY	SET	24000.00	27500.00	17500.00	30000.00	19100.00	17500.00	21000.00
SINGLE BED WITHOUT FOAM MED.	EACH	9000.00	5500.00	5000.00	8000.00	6125.00	4900.00	4500.00
MATRESS SINGLE(4"THICK)	EACH	5200.00	3900.00	5000.00	5520.00	6000.00	6000.00	5500.00
FARSHI DARI 12'X9' AV.QLTY	EACH	975.00	975.00	1125.00	2500.00	1200.00	1300.00	1100.00
DARI COTTON (6'x2 1/2') AV.QL	EACH	450.00	400.00	550.00	500.00	450.00	600.00	450.00
CARPET PLAIN AV. QLTY	SQFT.	41.00	35.00	57.50	35.00	25.00	25.00	25.00
QUILT (LIHAF) 3 KG. COTTON	EACH	1050.00	775.00	1000.00	1300.00	1031.25	850.00	500.00
BLANKET (90" x 54")	EACH	3000.00	3500.00	4750.00	4200.00	3750.00	3750.00	2650.00
BEDSHEET SINGLE BED SUP.QLTY	EACH	375.00	425.00	825.00	700.00	633.33	525.00	650.00
BED SHEET DOUBLE WITH TWO PILLOW COVERS SUP QLTY	SET	800.00	1100.00	1662.50	1800.00	1258.33	1150.00	1100.00

Contd.

7.11 Intercity Consumer Prices May, 2017

Description	Unit	Wazirabad	Sialkot	Faisal-abad	Jhang	Multan	Muzaffar-garh	D.G. Khan
TOWEL(3'x2') AV. QALTY	EACH	175.00	125.00	180.00	300.00	242.00	245.00	200.00
CEILING FAN 48" SUPER QLTY **	EACH	2400.00	2400.00	2900.00	3300.00	3795.00	3695.00	3695.00
PEDESTAL FAN 22" SUPER QLTY	EACH	4000.00	3300.00	4500.00	5000.00	6010.00	5540.00	4950.00
REFG. DAWLENCE 10 CFT. D.DOOR	EACH	31000.00	36200.00	31000.00	30500.00	31100.00	31100.00	27500.00
D-FREEZER WAVES 8 CFT.	EACH	31000.00	29400.00	29000.00	31500.00	30400.00	30400.00	31000.00
AIRCONDITIONER 1.5 TON PEL	EACH	40000.00	44000.00	42000.00	41500.00	40000.00	40000.00	42000.00
SPLIT AIR CONDITIONER 1.5 TON (SPECIFY BRAND NAME)	EACH	43000.00	41000.00	39000.00	47000.00	50990.00	50990.00	49000.00
AIRCOOLER SUPER ASIA	EACH	12000.00	13000.00	12000.00	11500.00	14000.00	14000.00	14500.00
WASHING MACHINE SINGER	EACH	15600.00	15600.00	17000.00	17000.00	17000.00	17000.00	17000.00
SEWING MACHINE(SINGER)	EACH	5860.00	6095.00	7400.00	7100.00	7400.00	7400.00	7400.00
GIZER LARGE SIZE 30 GALLON CAPACITY SUP QLTY	EACH	19400.00	13750.00	19500.00	22900.00	22900.00	22900.00	22900.00
GAS BURNER DOUBLE SPFY.BRAND	EACH	1350.00	1300.00	1550.00	2000.00	1475.00	1550.00	1300.00
ELECT. IRON PHILIPS MDL.1120	EACH	2200.00	1450.00	2000.00	1500.00	2200.00	1600.00	2100.00
ELECTRIC JUICER FOR APPLE	EACH	4500.00	6000.00	5750.00	7875.00	8000.00	8000.00	4500.00
S.STEEL DEGHCHI MEDIUM SIZE ***	EACH	600.00	430.00	575.00	500.00	767.50	400.00	350.00
ALUMINIUM COOKING PAN (DEGCHI) MED SIZE	EACH	525.00	460.00	475.00	1300.00	296.25	285.00	350.00
NON STICK COOKING PAN (DEGCHI) SUP. QLTY	EACH	1500.00	675.00	1100.00	1200.00	767.86	650.00	800.00
FRYING PAN STEEL AVG. QLTY MED. SIZE	EACH	500.00	310.00	325.00	550.00	295.00	195.00	375.00
TAWA IORN (MEDIUM SIZE) AVG. QLTY	EACH	300.00	275.00	275.00	312.00	210.00	210.00	200.00
S.STEEL PLATE A.QLTY.(M.SIZE)	EACH	82.50	67.50	60.00	90.00	75.00	55.00	60.00
TABLE SPOON S.STEEL SUP.QLTY.	DOZEN	350.00	305.00	375.00	400.00	275.83	245.00	350.00
WATER SET JUG+6 GLASSES (OMROC)	SET	380.00	737.50	725.00	450.00	450.00	475.00	400.00
TEA SET PAK. CHINAWARE 21 PCS.	SET	1600.00	2000.00	1500.00	1950.00	2000.00	2000.00	2000.00
DINNER SET PLASTIC 72 PIECES SUPERIOR QLTY	SET	5500.00	2750.00	8250.00	6000.00	4675.00	4750.00	6000.00
HOTPOT SET PLASTIC 3 PCS.	SET	1000.00	825.00	1212.50	1450.00	1275.00	1050.00	1600.00
BUCKET(BALTI) PLASTIC MED.SIZ	EACH	250.00	205.00	325.00	325.00	290.00	255.00	350.00
LOTA PLASTIC (MED SIZE) AVERAGE QUALITY	EACH	50.00	40.00	43.75	60.00	52.50	55.00	60.00
PRESURE COOKER 4 LTR.	EACH	1750.00	912.50	1325.00	1700.00	1650.00	1650.00	1450.00
WATER COOLER 9/10 LTR.PLASTIC ***	EACH	612.50	450.00	675.00	950.00	565.00	575.00	750.00
THERMOS STARVAC 1 LTR	EACH	600.00	600.00	431.25	650.00	450.00	450.00	600.00
BULB PHILIPS 100-WATTS	EACH	30.00	25.00	25.00	30.00	30.00	30.00	30.00
TUBE LIGHT PHILIPS 40 WATTS	EACH	95.00	95.00	97.50	95.00	100.00	100.00	95.00
ELECTRIC BLUBS "0" WATTE LOCAL	EACH	20.00	20.00	20.00	20.00	20.00	20.00	20.00
ELECTRIC BLUB ENERGY SAVER 14 WATTS	EACH	155.00	155.00	162.50	150.00	165.00	165.00	165.00
WASHING SOAP 250 GMS SPECIFY BRAND NAME	EACH	40.00	20.00	25.00	40.00	22.00	20.00	25.00
SURF EXCEL 400 GMS POLY BAG	EACH	130.00	125.00	130.00	130.00	130.00	130.00	125.00
WASHING POWDER 1000 GRM	EACH	155.00	185.00	155.00	185.00	155.00	155.00	150.00
WASHING POWDER (WHEEL/ BONUS) 100 GRAMS	EACH	90.00	95.00	92.50	90.00	90.00	90.00	90.00
CLEANSER POWDER VIM 1000 GM	PKT.	83.33	70.00	80.00	75.00	83.33	83.33	75.00
FINIS 500 ML	BOTTLE	193.75	218.75	195.00	250.00	200.00	237.50	195.00
PHNYLE TYPHONE/FINIS/CARRANITE 3 LITRES	BOTTLE	130.00	120.00	150.00	180.00	165.00	165.00	160.00
HARPIC	BOTTLE	150.00	145.00	155.00	150.00	155.00	155.00	155.00
BOOT POLISH CHERRY/KIWI 50ML	EACH	125.00	100.00	115.00	105.00	136.90	136.90	115.00
ROBIN BLUE (35 GRAMS)	PKT.	55.00	50.00	55.00	55.00	55.00	55.00	55.00
TISSU PAPER PERFUMED 100 PCS.	PKT	110.00	100.00	110.00	105.00	110.00	110.00	110.00
TOILET PAPER ROLL (R.PETEL)	P/ROLL	40.00	40.00	40.00	40.00	40.00	40.00	40.00
BOOT POLISH LIQUID CHEERY BLOSSOM KIWI 75 ML	BOTTLE	150.00	125.00	160.00	150.00	160.00	160.00	160.00
MATCH BOX SMALL	EACH	2.00	2.00	2.50	2.00	2.00	2.00	3.00
DRY CELL 1.5 VOLT(LOCAL)	EACH	20.00	15.00	25.00	25.00	25.00	25.00	25.00
HAND STITCHING NEEDLE M.SIZE	PACKET	5.00	10.00	9.00	10.00	10.00	10.00	10.00
SEWING MACHINE NEEDLE (SINGER)	EACH	6.00	8.00	7.00	8.50	8.60	8.60	5.00
HOUSEHOLD SERVANT FEMALE P/T	P/MNTH	1500.00	1100.00	2250.00	3000.00	1500.00	1200.00	1750.00
MARRIAGE HALL WITH FURNITURE	P/HEAD	105.00	90.00	130.00	150.00	96.67	72.50	110.00
SEPTRAN TABLETS	10TAB.	20.00	19.30	20.00	18.10	16.00	16.00	19.30
BRUFEN TABS 200-MG.	10TAB.	10.00	10.00	10.00	8.90	8.90	8.90	8.90
PANADOL TAB. EXTRA/PLAIN	10TAB.	12.00	12.00	12.00	12.00	12.00	12.00	12.00
DISPRIN TAB.	10TAB.	12.40	12.40	12.50	12.90	12.86	12.86	12.85
TRISIL TAB.	10 TAB	10.00	10.00	10.00	10.00	10.00	10.00	10.00
FLAGYL TAB. 200 MG.	10TAB.	10.00	10.00	10.00	10.00	10.00	10.00	10.00
VENTOLIN TAB. 2MG.	10TAB.	10.00	10.00	10.00	9.90	9.90	9.90	9.90
DAONIL TAB. 5 MG.	10TAB.	17.00	17.00	17.00	16.80	16.83	16.83	17.00

Contd.

7.11 Intercity Consumer Prices May, 2017

Description	Unit	Wazirabad	Sialkot	Faisal-abad	Jhang	Multan	Muzaffar-garh	D.G. Khan
ENTOX TAB.	10TAB.	15.00	10.00	16.00	15.00	15.00	15.00	15.00
RENITEC TAB. 5 MG.	10TAB.	58.50	58.50	58.50	58.80	58.50	58.50	58.50
CAC. 1000 TAB	BOTTLE	124.44	122.00	124.00	124.35	124.44	124.44	124.44
AMOXIL CAPSOLE 250 MG.S	10CAP.	35.00	36.00	36.00	35.70	35.70	35.70	35.70
CALCIUM SYRUP SANDOZ	BOTTLE	64.00	64.00	64.00	64.00	64.00	64.00	64.00
LEDERPLEX SYRUP	BOTTLE	52.74	52.70	39.00	52.75	52.74	52.74	51.00
SANCOS SYRUP (50 ML.)	BOTTLE	30.00	30.00	30.00	30.00	30.00	30.00	30.00
PHENERGAN SYRUP 120 ML.	BOTTLE	34.50	33.00	34.00	33.00	33.00	33.00	33.00
CALPOL SYRUP 60 ML.	BOTTLE	28.00	28.00	28.00	28.00	28.39	28.39	28.00
HYDRYLLIN SYRUP 120 ML.	BOTTLE	69.00	69.00	69.00	69.00	69.00	69.00	69.00
POLYFAX EYE OINTMENT	TUBE	21.00	21.00	21.00	21.00	21.00	21.00	21.00
BETNESOL EYE DROPS	BOTTLE	33.89	33.89	33.00	33.89	33.89	33.89	33.89
EAR DROPS (CARDISPORINE) ***	BOTTLE	21.00	21.00	25.00	25.00	21.00	21.00	21.00
BETNOVATE-N OINTMENT 5 GMS	TUBE	16.67	16.00	16.00	16.00	16.68	16.68	16.00
BURNOL CREAM 30 GRM	TUBE	55.42	55.42	55.42	55.42	55.42	55.42	55.42
VICKS VAPORUB/BALM	BOTTLE	36.00	36.00	36.00	36.00	36.00	36.00	36.00
GLYCRINE SMALL BOTTLE	BOTTLE	17.00	35.00	20.00	30.00	20.00	20.00	20.00
JOUHAR JOSHANDA	PKT.	10.00	8.00	10.00	10.00	10.00	10.00	10.00
GALXOS-D (450 GRMS)	PKT.	157.50	157.50	140.00	157.50	157.50	157.50	157.50
GRIFE-WATER WOODWARDS	BOTTLE	55.00	55.00	55.00	55.00	55.00	55.00	55.00
SANIPLAST ONE PUTTY	EACH	2.00	1.40	2.00	2.00	1.40	1.40	1.40
O.R.S. (NIMCOL)	PKT.	18.00	15.00	18.00	18.00	18.00	18.00	17.00
DETTOL (MEDIUM)	BOTTLE	65.00	65.00	50.00	80.00	80.00	80.00	80.00
COTTON BANDAGE 2" - 4"	EACH	7.00	10.00	7.50	7.50	7.00	10.00	7.00
THERMOMETER CHINA	EACH	35.00	40.00	46.25	40.00	55.83	57.50	50.00
DOCTOR (MBBS) CLINIC FEE	P/PAT.	100.00	100.00	125.00	300.00	100.00	100.00	200.00
URINE TEST (DR) CHARGES	P/TEST	100.00	150.00	55.00	60.00	75.00	55.00	100.00
BLOOD TEST (CP) CHARGES	P/TEST	300.00	350.00	225.00	200.00	290.00	225.00	350.00
SUGAR TEST (RANDOM/FASTING BOTH) CHARGES	P/TEST	200.00	200.00	200.00	150.00	130.00	100.00	140.00
ECG CHARGES	P/TEST	200.00	150.00	200.00	200.00	312.50	125.00	300.00
X-RAY (CHEST) CHARGES	P/X-RAY	300.00	200.00	350.00	500.00	250.00	200.00	350.00
CAR SUZUKI 800 CC (W/O. A/C)	EACH	0.00	660000.00	652800.00	689000.00	660000.00	0.00	698000.00
CAR SUZUKI 1000 CC	EACH	0.00	1124000.00	1092800.00	1275000.00	1149000.00	0.00	1194000.00
CAR TOYOTA 1300 CC	EACH	0.00	1661500.00	1520500.00	1882000.00	1712000.00	0.00	4874375.00
CAR HONDA CIVIC	EACH	0.00	2580500.00	0.00	0.00	2510000.00	0.00	0.00
MOTORCYCLE HONDA CD-70.	EACH	63500.00	63500.00	63500.00	63500.00	63500.00	63500.00	63500.00
MOTORCYCLE YAMAHA 100CC.	EACH	79300.00	79300.00	79300.00	79300.00	80000.00	80000.00	79300.00
MOTOR CYCLE HERO 70 CC	EACH	42500.00	45000.00	47500.00	44000.00	47500.00	0.00	42000.00
BICYCLE WITH TYRES & TUBES	EACH	7700.00	7200.00	7600.00	8000.00	7000.00	7150.00	7750.00
TYRE CAR WITH TUBE GENERAL	EACH	3000.00	3000.00	2800.00	3000.00	2500.00	2500.00	2800.00
TYRE MOTOR CYCLE WITHOUT TUBE	EACH	1200.00	1120.00	1300.00	850.00	850.00	850.00	900.00
TYRE CYCLE SPECIFY BRAND NAME	EACH	350.00	350.00	425.00	350.00	320.00	320.00	320.00
TYRE CAR W/O TUBE	EACH	2700.00	3000.00	3200.00	3000.00	2500.00	0.00	2800.00
PETROL SUPER	LITRE	74.00	74.00	74.00	74.00	74.00	74.00	74.00
HIGH SPEED DIESEL HSD	LITRE	83.00	83.00	83.00	83.00	83.00	83.00	83.00
CNG	K.G.	67.50	67.50	67.50	67.50	67.50	67.50	67.50
GAS CYLINDER STAND. SIZE	EACH	880.00	990.00	1000.00	1000.00	880.00	990.00	1000.00
MOTOR CYCLE SERVICE CHARGES	EACH	300.00	175.00	225.00	270.00	235.00	260.00	250.00
CAR SERVICE CHARGES	EACH	250.00	400.00	300.00	300.00	275.00	275.00	225.00
TYRE PUNCTURE CHARGES	EACH	50.00	100.00	70.00	60.00	70.00	65.00	40.00
CYCLE OVERHAULING CHARGES	EACH	200.00	350.00	275.00	500.00	281.00	290.00	275.00
CAR TAX FOR 800CC TO 1300CC	YEARLY	2650.00	2650.00	2650.00	2650.00	2650.00	2650.00	2650.00
TRAIN FARE ECO. 1-100 KM.	P/KM.	0.68	0.68	0.68	0.68	0.68	0.68	0.68
TRAIN FARE ECO. 101-500 KM.	P/KM.	0.98	0.98	0.98	0.98	0.98	0.98	0.98
TRAIN FARE ECO. > 500 KM.	P/KM.	0.89	0.89	0.89	0.89	0.89	0.89	0.89
TRAIN FARE IST SLP. 1-100KM	P/KM.	2.10	2.10	2.10	2.10	2.10	2.10	2.10
TRAIN FARE IST SLP.101-500 KM	P/KM.	2.59	2.59	2.59	2.59	2.59	2.59	2.59
TRAIN FARE IST SLP. > 500 KM	P/KM.	1.99	1.99	1.99	1.99	1.99	1.99	1.99
TRAIN FARE A/C SLP. 1-100KM.	P/KM	5.76	5.76	5.76	5.76	5.76	5.76	5.76
TRAIN FARE A/C SLP.101-500KM	P/KM.	4.59	4.59	4.59	4.59	4.59	4.59	4.59
TRAIN FARE A/C SLP > 500KM.	P/KM	4.16	4.16	4.16	4.16	4.16	4.16	4.16

Contd.

7.11 Intercity Consumer Prices May, 2017

Description	Unit	Wazirabad	Sialkot	Faisal-abad	Jhang	Multan	Muzaffar-garh	D.G. Khan
PLATEFORM TICKET	EACH	10.00	10.00	10.00	10.00	10.00	10.00	10.00
AUTO RICKSHAW FARES	KM/MIN	50.00	60.00	65.00	50.00	30.00	30.00	50.00
FULL TONGA CHARGES	KM/MIN	60.00	60.00	75.00	100.00	49.38	50.00	56.00
TAXI 4 SEATER FARE	KM/MIN	100.00	100.00	60.00	90.00	100.00	100.00	50.00
BUS FARE MIN (WITHIN CITY)	TICKET	9.00	0.00	9.00	0.00	9.00	0.00	0.00
BUS FARE MAX (WITHIN CIT	TICKET	21.00	0.00	21.00	0.00	21.00	0.00	0.00
BUS FARE OUTSIDE CITY	P/KM.	0.86	0.86	0.86	0.86	0.86	0.86	0.86
A/C BUS FARE OUTSIDE CITY	P/KM.	1.45	1.11	1.74	1.56	1.40	1.40	1.40
MINIBUS FARE MIN.WITH IN CITY	TICKET	10.00	0.00	0.00	0.00	11.00	0.00	0.00
MINIBUS FARE MAX.WITH IN CITY	TICKET	10.00	0.00	0.00	0.00	24.00	0.00	0.00
SUZUKI FARE MIN.WITH IN CITY	TICKET	0.00	15.00	15.00	15.00	11.00	0.00	8.00
SUZUKI FARE MAXIMUM W.IN CITY	TICKET	0.00	20.00	27.50	20.00	21.00	0.00	8.00
AIR FARE ECONOMY CLASS.	P/KM.	0.00	19.26	19.26	0.00	19.26	0.00	19.26
POSTAL ENVELOPE DOMESTIC	EACH	8.00	8.00	8.00	8.00	8.00	8.00	8.00
ENVELOPE FOR SAUDI ARABIA	EACH	50.00	50.00	60.00	50.00	50.00	50.00	50.00
POSTAL REGISTRATION CHARGES	EACH	38.00	38.00	38.00	38.00	38.00	38.00	38.00
U.M.S. REG CHARGES MIN.	EACH	59.00	59.00	59.00	59.00	59.00	59.00	59.00
T.C.S. CH. MIN.WITH IN ZONE	EACH	150.00	110.00	170.00	160.00	160.00	160.00	160.00
TELEPHONE CHARGES LOCAL CALL	P/CALL	3.94	3.94	3.94	3.94	3.94	3.94	3.94
TEL CHARGES OUT SIDE CITY	P/CALL	3.94	3.94	3.94	3.94	3.94	3.94	3.94
INTERNET CHARGES	P/HOUR	50.00	25.00	22.50	50.00	20.00	22.50	20.00
MOBILE CELL CHARGES	P/UNIT	3.00	3.06	3.00	3.00	3.00	4.00	3.00
FAX CHARGES (LOCAL)	P/PAGE	30.00	10.00	16.25	40.00	20.00	20.00	15.00
TELEPHONE SET AV. QLTY	EACH	575.00	300.00	475.00	1000.00	775.00	475.00	900.00
MOBILE SET NOKIA/SONY/ERICSON/SAMSUNG WITHOUT CAMERA	EACH	4250.00	2600.00	2200.00	3600.00	3100.00	3100.00	2600.00
T.V. 20" COLORED WEGA H-A21.	EACH	18500.00	20000.00	22500.00	12500.00	23500.00	23500.00	23500.00
T.V 20" COLOR CHINA/KORIA)	EACH	7000.00	13500.00	16900.00	5500.00	15500.00	15500.00	14900.00
V.C.P. PANASONIC/LG/NAT	EACH	0.00	5400.00	5750.00	0.00	0.00	0.00	0.00
DVD/VCD PLAYER PANASONIC/LG	EACH	4100.00	4500.00	4500.00	6000.00	4500.00	4200.00	4000.00
RADIO WITH C.PLAYER NATIONAL	EACH	2500.00	2250.00	2175.00	1250.00	3500.00	0.00	3000.00
PERSONNEL COMPUTER (BRANDED)	EACH	37500.00	35000.00	38820.00	50000.00	48200.00	48200.00	35000.00
VID. CASSETTE BLK. TDK/SONY	EACH	0.00	100.00	150.00	100.00	180.00	170.00	150.00
COM. C.D. (TDK/IMATION)	EACH	35.00	40.00	67.50	40.00	60.00	60.00	60.00
TAPE RECORDER CASSETTE BLANK	EACH	35.00	30.00	65.00	60.00	50.00	42.50	40.00
VIDEO GAME SEGA 16 BYTE	EACH	0.00	1250.00	1500.00	1100.00	1300.00	0.00	1600.00
CINEMA A/C. HIGH CLASS	TICKET	0.00	40.00	150.00	0.00	275.00	0.00	0.00
CINEMA NON-A/C HIGH CLASS	TICKET	0.00	40.00	100.00	30.00	150.00	40.00	35.00
CABLE CHARGES	PER MONT	300.00	250.00	300.00	300.00	300.00	275.00	350.00
TV.LICENCE FEE DOMESTIC	YEARLY	420.00	420.00	420.00	420.00	420.00	420.00	420.00
ENGLISH BOOK CLASS V1	EACH	73.00	73.00	73.00	73.00	73.00	73.00	73.00
ENGLISH BOOK CLASS IX OR X	EACH	130.00	130.00	130.00	130.00	130.00	130.00	130.00
ENG. BOOK IST.YR COMPLETE SET	EACH	84.00	84.00	84.00	84.00	84.00	84.00	84.00
ENGLISH BOOK BA/B.SC	EACH	178.00	178.00	178.00	178.00	178.00	178.00	178.00
URDU BOOK CLASS V (T.B.BORD)	EACH	55.00	55.00	55.00	55.00	55.00	55.00	55.00
URDU BOOK CLASS IX/X(T.B.B)	EACH	131.00	131.00	131.00	131.00	131.00	131.00	131.00
URDU BOOK IST.YEAR/INTER	EACH	53.00	53.00	53.00	53.00	53.00	53.00	53.00
URDU BOOK BA/B.SC	EACH	140.00	140.00	140.00	140.00	140.00	140.00	140.00
MATHS BOOK CALSS V (T.B.B)	EACH	78.00	78.00	78.00	78.00	78.00	78.00	78.00
MATHS BOOK CLASS IX OR X	EACH	266.00	266.00	266.00	266.00	266.00	266.00	266.00
MATHS BOOK IST.YEAR (T.B.B)	EACH	156.00	156.00	156.00	156.00	156.00	156.00	156.00
PAKISTAN STUDIES BOOK BA/B.SC	EACH	125.00	125.00	125.00	125.00	125.00	125.00	125.00
DAILY "DAWN"	P/COPY	20.00	19.00	20.00	20.00	20.00	20.00	20.00
DAILY "JANG"	P/COPY	13.00	12.00	13.00	13.00	13.00	13.00	13.00
DAILY "NAWA-E-WAQT"	P/COPY	13.00	12.00	13.00	13.00	13.00	13.00	13.00
WEEKLY "AKHBAR-E-JAHAN"	P/COPY	55.00	55.00	55.00	55.00	55.00	55.00	55.00
WEEKLY "MAG"	P/COPY	45.00	45.00	45.00	45.00	45.00	45.00	45.00
MONTHLY "NAUNEHAL DIGEST"	P/COPY	35.00	35.00	35.00	35.00	35.00	35.00	35.00
PAPER FOOLSCAPE (27"x17")	QUIRE	30.00	30.00	45.00	50.00	37.50	33.75	30.00
EXERCISE.BOOK LINED 80/100 PGS	EACH	40.00	80.00	57.50	70.00	32.50	27.50	30.00
PENCILGOLDFISH/DEER	EACH	7.00	7.00	6.00	7.00	6.50	6.00	7.00
PEN INK DOLLOR 57 ML BOTTLE	EACH	20.00	25.00	20.00	20.00	20.00	20.00	20.00

Contd.

7.11 Intercity Consumer Prices May, 2017

Description	Unit	Wazirabad	Sialkot	Faisal-abad	Jhang	Multan	Muzaffar-garh	D.G. Khan
PHOTOSTATE PAPER 70 GM	PRT	380.00	320.00	345.00	320.00	290.00	330.00	300.00
BALL PEN (local)	EACH	5.00	5.00	5.00	8.00	5.83	6.00	7.00
FOUNTAIN PEN HERO/WINGS/CHINA	EACH	40.00	40.00	50.00	50.00	45.00	50.00	35.00
PRIVATE SCHOOL FEE ENGLISH MEDIUM AVERAGE STANDARD (CLASS I)	P/MONTH	1250.00	1000.00	2100.00	1700.00	2258.33	866.67	1300.00
PRIVATE SCHOOL FEE ENGLISH MEDIUM AVERAGE STANDARD (CLASS V)	P/MONTH	1450.00	1200.00	2200.00	1800.00	2541.67	966.67	1350.00
PRIVATE SCHOOL FEE ENGLISH MEDIUM AVERAGE STANDARD (CLASS VI)	P/MONTH	1650.00	1300.00	2400.00	1800.00	2758.33	1183.33	1400.00
PRIVATE SCHOOL FEE ENGLISH MEDIUM AVERAGE STANDARD (CLASS X)	P/MONTH	1850.00	1500.00	2200.00	2000.00	3016.67	1533.33	2250.00
PRIVATE MEDICLE COLLEGE FEE MBBS (1ST YEAR)	P/MONTH	0.00	0.00	53500.00	0.00	45166.67	0.00	0.00
PRIVATE ENGINEERING COLLEGE FEE (1STR YEAR)	P/MONTH	0.00	0.00	3200.00	0.00	13333.33	0.00	0.00
GOVT. COLLEGE FEE 1ST. YEAR	MONTH	50.00	50.00	50.00	50.00	50.00	50.00	50.00
GOVT. COLLEGE FEE 4TH. YEAR	MONTH	60.00	60.00	60.00	60.00	60.00	60.00	60.00
GOVT. UNIVERSITY FEE MSC.	MONTH	77.50	0.00	670.00	180.00	1666.66	0.00	833.00
GOVT. MED. COLLEGE FEE MBBS	MONTH	873.00	0.00	1250.00	0.00	1250.00	0.00	1250.00
GOVT. ENGG. COLL. FEE I YEAR	MONTH	1558.00	0.00	3200.00	0.00	3333.33	0.00	0.00
COACHING FEE FOR CLASS IX/X	P/MONTH	500.00	550.00	1200.00	1200.00	800.00	500.00	500.00
COACHING CHARGES FOR CLASS 1ST YEAR/INTER (SCIENCE)	P/MONTH	1000.00	1900.00	1700.00	2000.00	1200.00	900.00	1500.00
COACHING CHARGES FOR CLASS 1ST YEAR/INTER (COMMERCE)	P/MONTH	1000.00	2400.00	1375.00	2000.00	1133.33	900.00	1000.00
I.T. TUITION FEES	P/MONTH	3900.00	0.00	5500.00	2000.00	3000.00	0.00	2000.00
MBA TUITION FEES	P/MONTH	2000.00	0.00	17000.00	0.00	6907.78	0.00	2000.00
BREAD TANDOORI ST. SIZE	EACH	6.00	7.00	6.00	6.00	6.00	5.50	5.00
COOKED MUTTON (AV. HOTEL)	PLATE	140.00	125.00	135.00	150.00	105.00	135.00	100.00
COOKED BEEF (AV. HOTEL)	PLATE	75.00	60.00	72.50	90.00	80.00	80.00	60.00
COOKED DAL (AV. HOTEL)	PLATE	50.00	40.00	42.50	70.00	40.00	45.00	35.00
CHICKEN BIRYANI FULL/DOUBLE	PLATE	130.00	160.00	150.00	200.00	131.67	100.00	80.00
TEA PREPARED (ORDINARY)	CUP	20.00	20.00	20.00	20.00	20.00	20.00	25.00
HAIRCUT CHARGES FOR MEN	P/CUT	70.00	60.00	70.00	60.00	78.33	75.00	65.00
BEAUTY PORL HAIR STYL CHARGE	P/STY.	300.00	175.00	212.50	300.00	300.00	225.00	200.00
SHAVING CHARGES	PER SHV	40.00	40.00	45.00	30.00	36.67	40.00	45.00
LIPSTICK S.MISS/MEDORA	EACH	120.00	90.00	110.00	120.00	120.00	120.00	120.00
NAIL POLISH S.MISS/MEDORA	EACH	60.00	65.00	105.00	115.00	100.00	100.00	60.00
PERFUME MED.SIZE MEDORA/BROACH	EACH	120.00	180.00	200.00	200.00	120.00	120.00	120.00
HAIR-OIL AMLA/CHAMBELI	BOTTLE	120.00	100.00	120.00	130.00	120.00	120.00	120.00
TOILET SOAP LUX 95 GRAMS	EACH	44.78	38.00	44.00	35.00	36.00	36.00	33.00
TOILET SOAP LIFEBOUY 140 GRM	EACH	48.69	42.00	47.00	47.00	42.00	42.00	37.00
TOILET SOAP SAFEGUARD BATH SIZE	EACH	50.00	50.00	50.00	50.00	50.00	50.00	50.00
TOOTHPASTE MACKLINES 70 GRM	EACH	50.00	50.00	65.00	50.00	50.00	50.00	50.00
TOOTHPAST MED SIZE CLGATE 70 GMS	EACH	60.66	70.00	82.50	80.00	75.00	75.00	85.00
TOOTHBRUSH SHEILD A/PLAUQUE	EACH	45.00	40.00	75.00	60.00	30.00	25.00	35.00
TOOTHPOWDER DENTONIC 90 GRM	EACH	30.00	35.00	32.00	32.00	35.00	35.00	32.00
HAIR-COLOUR BEGIN (6 GMS)	EACH	110.00	100.00	100.00	110.00	110.00	110.00	110.00
HAIR COLOUR (KALAKOLA)	BOTTLE	140.00	120.00	120.00	130.00	130.00	130.00	130.00
FACECREAM POND'S (MEDIUM)	EACH	120.00	105.00	110.00	120.00	120.00	120.00	120.00
TALC POWDER VICE ROAY,B.CAT	EACH	155.00	120.00	150.00	155.00	155.00	155.00	160.00
BLADE TREET ORDINARY 10'S	PKT.	40.00	40.00	30.00	30.00	30.00	30.00	35.00
BLADE 7-O-CLOCK STAIN. 5'S	PKT.	35.00	30.00	30.00	35.00	35.00	35.00	35.00
SHAMPOO SUNSILK/PAINTIN 100 ML	BOTTLE	110.00	110.00	99.00	100.00	110.00	110.00	110.00
BEAUTY CREAM (FAIR & LOVELY)	EACH	200.00	99.00	75.00	195.00	200.00	200.00	115.00
HAIR REMOVING CREAM (EU-CREAM)	TUBE	65.00	65.00	60.00	65.00	65.00	65.00	65.00
GEL MEDIUM SIZE	BOTTLE	70.00	65.00	95.00	125.00	100.00	100.00	155.00
DISPOSABLE RAZOR GILLET-II	EACH	40.00	45.00	40.00	45.00	40.00	40.00	40.00
SHAVING CREAM TOUCH-ME/ADM.	EACH	70.00	60.00	55.00	75.00	70.00	70.00	70.00
GOLD TEZABI 24 CT	10 GM.	43228.00	42350.00	42460.00	42095.00	42353.00	42353.00	42010.00
SILVER TEZABI 24 CT	10 GM.	625.00	688.00	670.00	625.00	656.33	622.00	626.00
ARTIFICIAL JEWELLARY SET	SET	900.00	200.00	575.00	450.00	656.25	575.00	450.00
WRIST WATCH GENTS CITIZEN (ORIGINAL) ***	EACH	2500.00	2400.00	5250.00	5000.00	2500.00	2600.00	2500.00
WRIST WATCH LADIES CITIZEN (ORIGINAL) ***	EACH	2400.00	2400.00	5250.00	5000.00	2500.00	0.00	2500.00
WALL CLOCK QUARTZ AV.QLTY	EACH	500.00	400.00	537.50	1000.00	400.00	325.00	550.00
SUITCASE REXIN (24"x16"x6")	EACH	1200.00	1200.00	1250.00	1500.00	775.00	725.00	1200.00
TRUNK MEDIUM SIZE ***	EACH	1500.00	1500.00	1550.00	1400.00	1191.67	1325.00	1500.00
PURSE LADIES (LEATHER) AVERAGE QUALITY	EACH	850.00	500.00	550.00	900.00	1266.67	1300.00	450.00

7.11 Intercity Consumer Prices May, 2017

Description	Unit	Vehari	Sargodha	Mianwali	Bahawal- pur	Bahawal- nagar	R.Y. Khan
WHEAT	10 KG.	297.50	310.00	300.00	297.50	286.88	313.00
WHEAT FLOUR FINE/SUPERIOR.	KG.	42.00	42.00	38.00	40.00	38.00	40.00
WHEAT FLOUR AVG. QLTY	KG.	40.00	36.00	36.00	36.50	36.00	39.00
WHEAT FLOUR BAG	10 KG.	380.00	325.00	360.00	365.00	340.00	330.00
MAIDA	KG.	50.00	55.00	50.00	45.00	50.00	50.00
SUJI	KG.	55.00	55.00	50.00	45.00	50.00	50.00
BESAN AV. QLTY.	KG.	155.00	140.00	140.00	135.00	140.00	140.00
RICE BASMATI SUP. QLTY.	KG.	127.50	120.00	120.00	125.00	115.00	120.00
RICE BASMATI 385/386	KG.	77.50	70.00	80.00	95.00	80.00	80.00
RICE BASMATI BROKEN AV.QLTY	KG.	72.50	55.00	60.00	55.00	52.50	80.00
RICE IRRI-6 (SINDH/PUNJAB)	KG.	40.00	50.00	60.00	47.50	50.00	40.00
VERMICELLI	KG.	80.00	70.00	120.00	85.00	80.00	90.00
BREAD PLAIN MEDIUM SIZE	EACH	60.00	40.00	40.00	45.00	40.00	38.00
RUSK (PAPAY)	KG.	200.00	200.00	200.00	220.00	210.00	200.00
BISCUITS-PACKED	PKT	40.00	35.00	40.00	35.00	37.50	35.00
BISCUIT-BAKERY (LOOSE)	250 GM	80.00	80.00	80.00	100.00	70.00	85.00
CORNFLAKS FAUJI 225 GM.	PKT	180.00	220.00	220.00	180.00	180.00	171.00
SAMOSA (VEGATABLE)	EACH	15.00	17.50	20.00	10.00	20.00	17.00
PASTRY AV.QLTY.	EACH	30.00	30.00	30.00	40.00	25.00	35.00
PATTIES (VEGATABLES)	EACH	15.00	30.00	30.00	20.00	20.00	25.00
NIMCO	250 GM	70.00	60.00	80.00	60.00	80.00	88.00
CHIPS	250 GM	62.50	100.00	40.00	70.00	55.00	128.00
BEEF WITH BONE AV.QLTY.	KG	295.00	320.00	320.00	300.00	280.00	270.00
MUTTON AV.QLTY.	KG	550.00	700.00	600.00	600.00	550.00	550.00
CHICKEN FARM BROILER (LIVE)	KG	145.00	145.00	143.00	150.00	143.00	162.00
FISH-RAHU MEDIUM SIZE	KG	290.00	220.00	350.00	290.00	200.00	270.00
MILK FRESH (UNBOILED)	LTR.	67.50	67.50	70.00	67.50	70.00	70.00
CURD	KG.	77.50	80.00	80.00	80.00	80.00	85.00
MILK TETRA PACK 1/2 LTR.	PKT.	60.00	65.00	60.00	60.00	60.00	65.00
LACTOGEN 400 GRAMS	PKT.	440.00	455.00	440.00	440.00	435.00	425.00
POWDER MILK NIDO 400GM.	PKT	380.00	358.98	380.00	358.97	390.00	390.00
MILK POWDER LOOSE/PACKED	KG.	450.00	550.00	450.00	475.00	550.00	480.00
BUTTER LOCAL PACKED	50 GM.	30.00	30.00	40.00	40.00	21.42	30.00
EGGS FARM	DOZ	80.00	84.00	85.00	80.00	77.50	82.00
MUSTARD OIL AV.QLTY.	KG.	155.00	175.00	180.00	170.00	160.00	170.00
COOKING OIL (DALDA)	2.5LTR	475.00	475.00	470.00	475.00	475.00	465.00
COOKING OIL (PAKWAN) OTHER BRAND SPECIFY	2.5 LTR	460.00	470.00	400.00	395.00	450.00	433.00
VEGETABLE GHEE TIN	2.5KG.	470.00	470.00	460.00	455.00	455.00	460.00
VEGETABLE GHEE (LOOSE)	KG.	175.00	140.00	130.00	145.00	140.00	142.00
DATES AV.QLTY.	KG.	195.00	155.00	180.00	155.00	230.00	170.00
PISTACHIO AV.QLTY.	50 GM.	117.50	120.00	120.00	105.00	120.00	110.00
ALMONDS WHOLE AV.QLTY.	KG.	725.00	600.00	500.00	425.00	800.00	650.00
COCONUT DRY AV.QLTY.	KG.	340.00	265.00	320.00	272.50	300.00	270.00
RAISINS AV.QLTY.	50 GM.	22.50	20.00	30.00	23.00	20.00	20.00
GROUNDNUTS (WITH SHELL)	KG.	165.00	245.00	240.00	230.00	160.00	180.00
MALTA/MOSAMBI	DOZ	0.00	0.00	0.00	0.00	0.00	0.00
KINNU	DOZ	200.00	200.00	120.00	180.00	240.00	160.00
APPLE	KG	195.00	130.00	120.00	110.00	245.00	180.00
ALOO BUKHARA	KG	400.00	300.00	0.00	400.00	0.00	0.00
POMEGRANATE (ANNAR)	KG	0.00	0.00	0.00	0.00	0.00	0.00
GRAPES	KG	0.00	0.00	0.00	0.00	0.00	0.00
BANANAS	DOZ	80.00	75.00	100.00	70.00	72.50	60.00
MANGO KALMI	KG	145.00	135.00	0.00	185.00	120.00	10.00
GUAVA	KG	0.00	0.00	0.00	0.00	0.00	0.00
WATERMELON (TURBOOZ)	KG	22.50	22.50	20.00	22.50	20.00	25.00
MUSKMELON (KHARBOOZA)	KG	45.00	45.00	50.00	45.00	40.00	50.00
SWEETMELON (GARMA)	KG	0.00	0.00	0.00	0.00	0.00	0.00
PULSE MASOOR (WHOLE)	KG.	125.00	125.00	140.00	120.00	120.00	80.00
PULSE MASOOR (WASHED)	KG.	135.00	155.00	160.00	120.00	120.00	85.00
PULSE MOONG (WASHED)	KG.	132.50	120.00	110.00	120.00	120.00	105.00

Contd.

7.11 Intercity Consumer Prices May, 2017

Description	Unit	Vehari	Sargodha	Mianwali	Bahawal- pur	Bahawal- nagar	R.Y. Khan
PULSE MASH (WASHED)	KG.	275.00	225.00	200.00	185.00	180.00	170.00
PULSE GRAM	KG.	142.50	120.00	120.00	135.00	130.00	120.00
GRAM WHOLE BLACK AV.QLTY.	KG.	140.00	120.00	100.00	120.00	110.00	120.00
GRAM WHOLE YELLOW AV.QLTY	KG.	210.00	175.00	160.00	175.00	200.00	200.00
BEANS (LAL LOBIA)	KG.	185.00	135.00	160.00	150.00	160.00	130.00
POTATOES	KG	30.00	30.00	30.00	30.00	30.00	35.00
ONION	KG	22.50	25.00	25.00	27.50	20.00	25.00
TURNIP	KG	0.00	0.00	0.00	0.00	0.00	0.00
RADISH	KG	0.00	0.00	0.00	0.00	0.00	0.00
TOMATOES	KG	20.00	40.00	25.00	20.00	22.50	30.00
CABBAGE	KG	0.00	0.00	0.00	0.00	0.00	0.00
CAULIFLOWER	KG	0.00	0.00	0.00	0.00	0.00	0.00
BRINJAL	KG	30.00	27.50	20.00	27.50	22.50	30.00
PUMPKIN	KG	30.00	27.50	20.00	32.50	20.00	30.00
BOTTLEGOURD	KG	45.00	35.00	30.00	25.00	20.00	30.00
LADY FINGER	KG	40.00	55.00	60.00	42.50	40.00	60.00
PEAS	KG	0.00	0.00	0.00	0.00	0.00	0.00
SPINACH	KG	0.00	0.00	0.00	0.00	0.00	0.00
TINDA	KG	55.00	40.00	25.00	85.00	80.00	60.00
TURAI	KG	40.00	35.00	40.00	27.50	35.00	40.00
KARAILA	KG	45.00	45.00	40.00	55.00	35.00	40.00
ARVI	KG	0.00	0.00	0.00	0.00	0.00	0.00
CHILLIES GREEN	KG	40.00	80.00	55.00	65.00	40.00	60.00
CARROT	KG	0.00	0.00	0.00	0.00	0.00	0.00
COCUMBER (KHEERA)	KG	40.00	30.00	30.00	40.00	40.00	50.00
LEMON	250GM	70.00	60.00	50.00	70.00	75.00	60.00
SUGAR REFINED	KG.	58.00	56.00	58.00	59.00	55.50	55.00
GUR AV.QLTY	KG.	80.00	70.00	100.00	57.50	60.00	70.00
HONEY LANGANESE 500 GM.	BOTTLE	1090.00	890.00	960.00	850.00	950.00	800.00
MILO 200 GM.	BOTTLE	280.00	220.00	230.00	240.00	218.18	195.00
CUSTARD POWDER RAFHAN 300 GM.	PKT	80.00	80.00	80.00	80.00	80.00	80.00
TOFFEE (HILAL)	EACH	2.00	2.00	1.00	1.00	2.00	2.00
CHOWKELATE CANDY (SMALL SIZE)	EACH	5.00	5.00	6.00	5.00	5.00	5.00
SWEETMEAT (MIXED)	KG	320.00	280.00	320.00	355.00	280.00	370.00
ICE CREAM WALLS	CUP.	45.00	40.00	45.00	45.00	40.00	45.00
ICE	KG	7.50	10.00	5.00	8.50	10.00	8.00
JAM AHMED/MITCHELLES	BOTTLE	140.00	135.00	140.00	140.00	140.00	140.00
SQUASH-MITCHELLES	BOTTLE	147.50	160.00	160.00	165.00	165.00	160.00
ROOH AFZA	BOTTLE	170.00	180.00	170.00	170.00	170.00	160.00
JAM-E-SHIREEN	BOTTLE	180.00	180.00	180.00	180.00	180.00	170.00
SAUNF	50 GM	17.50	15.00	20.00	22.00	20.00	15.00
CINAMON LOOSE AV. QLTY	50 GM.	22.50	30.00	20.00	20.00	20.00	25.00
CUMINSEED WHITE NATIONAL	50 GM.	54.00	58.00	52.00	52.00	55.00	54.00
PEPPER BLACK NATIONAL	50 GM.	110.00	110.00	100.00	110.00	110.00	110.00
CLOVES LOOSE AV.QLTY	50 GM.	80.00	120.00	100.00	105.00	100.00	80.00
CARDAMOM LARGE LOOSE AV.QLTY	50 GM.	145.00	190.00	120.00	140.00	120.00	150.00
CARDAMOM SMALL AV.QLTY	50 GM.	140.00	110.00	120.00	115.00	120.00	120.00
SALT-POWDERED (LAHORI) LOOSE	KG.	12.00	10.00	10.00	12.00	10.00	10.00
SALT POWDERED (NATIONAL/SHAN)	PKT	25.00	25.00	25.00	25.00	25.00	25.00
CHILLIES POWD.NATIONAL 200GM	PKT	105.00	105.00	105.00	105.00	105.00	105.00
CHILLIES POWDER LOOS	KG.	250.00	280.00	320.00	225.00	280.00	280.00
CORRIANDER SEED POWD.NATIONAL	PKT	104.00	108.00	104.00	105.00	104.00	78.00
CORRIANDER SEED (LOOSE)	KG.	290.00	280.00	280.00	312.50	280.00	200.00
TURMERIC POWD.NATIONAL 50GM	PKT.	35.00	35.00	35.00	35.00	35.00	35.00
CURRY POWD. NATIONAL 200 GM	PKT.	87.00	87.00	87.00	87.00	86.00	86.00
TOMATO KETCHUP AHMED/MITCHL	BOTTLE	105.00	95.00	90.00	70.00	120.00	120.00
PICKLES AHMED/MITCHELLES	BOTTLE	130.00	107.50	110.00	105.00	120.00	120.00
VINEGAR SYNTHETIC (SIRKA)	BOTTLE	85.00	50.00	70.00	85.00	90.00	85.00
GARLIC	KG	250.00	200.00	140.00	240.00	270.00	200.00
GINGER	KG	115.00	110.00	180.00	120.00	100.00	100.00

Contd.

7.11 Intercity Consumer Prices May, 2017

Description	Unit	Vehari	Sargodha	Mianwali	Bahawal- pur	Bahawal- nagar	R.Y. Khan
TAPAL DANEDAR TEA 200GM PACKET	PKT	178.94	183.16	170.00	178.95	178.95	170.00
TEA LIPTON YELLOW LABEL 200GM.	PKT.	205.26	205.26	195.00	205.26	205.26	195.00
TEA LOOSE KENYA AV.QLTY 250GM.	PKT.	170.00	180.00	180.00	145.00	150.00	130.00
COFFEE-NESCAFE 75 GM. **	BOTTLE	350.00	315.00	320.00	330.00	350.00	330.00
COLD DRINK (STANDARD SIZ)	BOTTLE	25.00	25.00	25.00	25.00	25.00	25.00
FRUIT JUICE TETRA PACK	PKT.	20.00	22.50	20.00	15.00	20.00	20.00
MINERAL WATER NESTLE 1.5 LTR	BOTTLE	50.00	50.00	50.00	50.00	50.00	50.00
CIGARETTES K-2 10'S **	PKT	65.00	65.00	0.00	57.00	60.00	70.00
CIGARETTES CAPSTAN 10'S **	PKT	75.00	75.00	75.00	75.00	75.00	75.00
CIGARETTES GOLD LEAF 20'S	PKT	135.00	135.00	135.00	135.00	140.00	135.00
CIGARETTES MORVEN GOLD 20'S	PKT	75.00	75.00	75.00	75.00	75.00	75.00
BETEL LEAVES	50GM.	70.00	80.00	80.00	105.00	70.00	80.00
BETEL NUTS	KG.	400.00	370.00	360.00	355.00	370.00	350.00
LONG CLOTH 57" GUL AHMED/AL-KARAM	METER	210.00	240.00	200.00	180.00	270.00	290.00
SHIRTING AV.QLTY.	METER	200.00	145.00	150.00	115.00	200.00	240.00
PANT CLOTH W & WEAR AV.QLTY	METER	575.00	550.00	400.00	525.00	550.00	500.00
LAWN PRINTED GUL AHMED/AL-KARAM	METER	355.00	360.00	200.00	383.50	380.00	370.00
GEORGETTE AV.QLTY	METER	325.00	135.00	105.00	110.00	250.00	250.00
LINEN AV.QLTY ***	METER	247.50	145.00	140.00	125.00	280.00	260.00
HEAVY WT SUITING LAWERNCPUR AVG QLTY	METER	1200.00	950.00	950.00	1800.00	1500.00	1300.00
HEAVY WT SUITING LAWERNCPUR SUP QLTY	METER	1950.00	1350.00	1200.00	2500.00	2000.00	1600.00
TROPICAL SUITING LAW.PUR	METER	1000.00	1100.00	950.00	1550.00	1400.00	1100.00
PANT BOY 24"/26" LENGTH.	EACH	645.00	450.00	350.00	462.50	650.00	500.00
SHIRT BOY 24"/26" LENGTH	EACH	450.00	325.00	300.00	387.50	490.00	500.00
SCHOOL UNI. PANT,SHIRT BOYS	SUIT	475.00	550.00	600.00	725.00	1000.00	1000.00
SCHOOL UNI. KAMEEZ,SHAL.BOYS	SUIT	500.00	475.00	600.00	725.00	950.00	700.00
SCHOOL UNI. KAMEEZ,SHAL.GIRL	SUIT	525.00	475.00	700.00	687.50	950.00	850.00
FROCK W/WEAR GIRLS	EACH	825.00	1100.00	1000.00	3000.00	1600.00	1000.00
AWAMI-SUIT W & W(BOY) 24"/26	SUIT	875.00	750.00	1400.00	775.00	1562.50	1550.00
AWAMI-SUIT W&W (GENTS)AV.QLTY	SUIT	1250.00	2000.00	1400.00	1150.00	2000.00	1600.00
PULLOVER GENTS OXFORD/BON.	EACH	3000.00	3250.00	2300.00	2890.00	3490.00	3250.00
PULLOVER LADIES OXFORD/BON.	EACH	3000.00	2330.00	2300.00	2500.00	3290.00	3080.00
PULLOVER (GENTS) OTHERS A.QTY	EACH	790.00	925.00	800.00	950.00	1500.00	1000.00
SECOND-HAND COAT FOR MEN	EACH	237.50	250.00	420.00	1150.00	800.00	550.00
SECONDHAND SWEETER FOR MEN DUP QLTY	EACH	175.00	225.00	150.00	425.00	500.00	180.00
SECONDHAND WINTER JACKET	EACH	325.00	325.00	300.00	650.00	675.00	350.00
UNDERWEAR AV.QLTY MEDIUM SIZE	EACH	87.50	110.00	150.00	110.00	200.00	225.00
VEST FOR MEN AV.QLTY.	EACH	115.00	120.00	170.00	187.50	220.00	230.00
VEST/SHAMEEZ (WOMEN) AVG. QLTY	EACH	137.50	100.00	150.00	175.00	225.00	175.00
SOCKS NYLON (PAKISTANI)	PAIR	77.50	110.00	120.00	115.00	120.00	125.00
BRASSIER AV.QLTY.	EACH	95.00	110.00	200.00	160.00	240.00	245.00
BRASSIER SUP QLTY	EACH	250.00	490.00	600.00	387.50	650.00	650.00
DOPATTA GEORGETTE AV.QLTY.	EACH	390.00	260.00	200.00	337.50	450.00	450.00
DOPATTA COTTON AV QLTY	EACH	245.00	250.00	180.00	350.00	400.00	250.00
CHADDAR (W/WEAR) (2x2.5 MTR)	EACH	575.00	350.00	300.00	425.00	650.00	450.00
LUNG/DHOTI(COTTON) AVG. QLTY	EACH	300.00	275.00	300.00	287.50	400.00	300.00
HANDKERCHIEF AVG. QLTY PAK	EACH	45.00	35.00	50.00	32.50	60.00	35.00
HANDKERCHIEF SUP. QLTY PAK	EACH	72.50	70.00	60.00	100.00	70.00	60.00
GLOVES AV QLTY	PAIR	72.50	110.00	115.00	115.00	150.00	225.00
AZARBAND COTTON AVG. QLTY	EACH	17.50	17.50	15.00	17.50	15.00	15.00
SEWING THREAD/REEL(ASLI PARI)	EACH	7.00	6.50	6.00	5.00	6.00	6.00
WASHING CHARGES PAINT & SHIRT	SUIT	95.00	160.00	150.00	125.00	70.00	70.00
DRY CLEANING SUIT COAT PANT	SUIT	350.00	375.00	392.50	487.50	400.00	400.00
WASHING CH. (KAMIZ-SHALWAR)	PAIR	85.00	100.00	70.00	100.00	60.00	70.00
TAILORING SHIRT	EACH	400.00	400.00	300.00	525.00	400.00	500.00
TAILORING CHARGES PANT (MEN)	EACH	775.00	800.00	500.00	725.00	700.00	700.00
TAILORING COAT-PANT SUIT	SUIT	6000.00	4000.00	3050.00	6750.00	4000.00	4000.00
TAILORING AWAMI-SUIT (MALE)	SUIT	575.00	600.00	500.00	675.00	600.00	700.00
TAILORING SUIT FEMALE	SUIT	525.00	700.00	300.00	600.00	500.00	600.00
GENTS SHOES PAUL BATA	PAIR	1199.00	1299.00	1199.00	1199.00	1199.00	1199.00

Contd.

7.11 Intercity Consumer Prices May, 2017

Description	Unit	Vehari	Sargodha	Mianwali	Bahawal- pur	Bahawal- nagar	R.Y. Khan
GENTS SANDAL BATA	PAIR	699.00	699.00	699.00	699.00	699.00	699.00
GENTS SPOUNG CHAPPAL BATA	PAIR	199.00	199.00	199.00	199.00	199.00	199.00
LADIES SANDAL BATA	PAIR	499.00	499.00	499.00	499.00	499.00	499.00
LADIES SPOUNG CHAPPAL BATA	PAIR	179.00	179.00	179.00	179.00	179.00	179.00
CHILD SHOE POWER LITE BATA	PAIR	599.00	599.00	599.00	599.00	599.00	599.00
GENTS SHOE, ART 1109 SERVICE	PAIR	999.00	999.00	999.00	999.00	999.00	999.00
NYLON JOGGER 27 SIZE 2-5 ***	PAIR	1299.00	1299.00	1299.00	1299.00	1299.00	1299.00
CHINA FOOT WEAR AV. QLTY (MALE) *	PAIR	675.00	575.00	400.00	1150.00	500.00	500.00
CHINA FOOT WEAR AV. QLTY (FEMALE) *	PAIR	425.00	550.00	400.00	1150.00	400.00	400.00
CHINA FOOT WEAR AV. QLTY (CHILDREN) *	PAIR	387.50	400.00	400.00	875.00	400.00	400.00
SHOE REPAIR HALF SOLE	PAIR	65.00	150.00	80.00	110.00	100.00	100.00
SHOES POLISH CHARGES AVERAGE SHOP	PAIR	25.00	20.00	15.00	20.00	25.00	25.00
HOUSE RENT (combined)	MONTH	6142.82	6524.52	4992.31	8740.65	4962.84	4740.53
rent 2	pm	6142.82	6524.52	4992.31	8740.65	4962.84	4740.53
RENT3	PM	6142.82	6524.52	4992.31	8740.65	4962.84	4740.53
RENT4	PM	6142.82	6524.52	4992.31	8740.65	4962.84	4740.53
RENT5	PM	6142.82	6524.52	4992.31	8740.65	4962.84	4740.53
RENT6	PM	6142.82	6524.52	4992.31	8740.65	4962.84	4740.53
SYNTHETIC ENEMAL ROBIALAC BALTI 3.64 LTR.	EACH	2258.00	2265.00	1700.00	2258.00	2262.00	2262.00
SYNTHETIC ENEMAL ICI BALTI 3.64 LTR.	EACH	2191.00	2172.00	1975.00	2188.00	2191.00	2191.00
CEMENT (LOCAL) SPECIFY BRAND NAME	BAG	522.50	510.00	510.00	530.00	520.00	520.00
BRICKS (NEW) IST CLASS	P/1000	5250.00	7100.00	5800.00	5550.00	5000.00	6500.00
CEMENT BLOCKS (6"x8"x12")	P/100	0.00	0.00	0.00	0.00	0.00	3500.00
BAJREE	100CFT	5450.00	4200.00	3000.00	4900.00	5500.00	5500.00
SAND (BLACK PIT SAND)	K100CFT	1900.00	1650.00	2500.00	2500.00	2000.00	2000.00
TIMBER SHESHAM LOG IST QUALITY	cubmt.	51502.00	63566.00	52000.00	49440.50	56501.00	56494.00
IRON BAR (M.S. BAR) 1/2"	P/TON	80500.00	73500.00	74000.00	78750.00	74000.00	72000.00
CARPANTER WAGE RATE	P/DAY	700.00	900.00	1000.00	675.00	750.00	900.00
MASON (RAJ) WAGE RATE	P/DAY	700.00	1000.00	1000.00	825.00	750.00	1000.00
UNSKILLED LABOUR WAGE RATE	P/DAY	350.00	600.00	500.00	500.00	425.00	500.00
PLUMBER WAGE RSTE	P/DAY	700.00	1000.00	1000.00	700.00	800.00	900.00
ELECTICIAN WAGE RATE PER DAY **	P/DAY	700.00	1000.00	1000.00	0.00	700.00	0.00
ELECTICIAN WAGE RATE PER POINT **	P/PNT	70.00	135.00	75.00	110.00	100.00	100.00
WATER CHARGES PER HOUSE	P/MONTH	50.00	125.00	100.00	60.00	100.00	70.00
ELECT.CHARGES UPTO 50 UNITS	P/UNIT	2.00	2.00	2.00	2.00	2.00	2.00
ELECT.CHARGES 01 - 100 UNIT	P/UNIT	6.18	6.18	6.18	6.18	6.18	6.18
ELECT.CHARGES 101 - 300 UNIT	P/UNIT	9.54	9.54	9.54	9.54	9.54	9.54
ELECT.CHARGES 301 - 1000 UNIT	P/UNIT	16.39	16.39	16.39	16.39	16.39	16.39
ELECT.CHARGES ABOVE 1000 UNIT	P/UNIT	18.39	18.39	18.39	18.39	18.39	18.39
ELEC	PM	10.50	10.50	10.50	10.50	10.50	10.50
GAS CHRg upto 3.3719 MMBUT	MMBTU	128.70	128.70	0.00	128.70	128.70	128.70
GAS CHRg 3.3719 - 6.7438 MMBUT	MMBTU	257.40	257.40	0.00	257.40	257.40	257.40
GAS CHRg 6.7438 - 10.1157 MMBUT	MMBTU	257.40	257.40	0.00	257.40	257.40	257.40
GAS CHRg10.1157 - 13.4876 MMBUT	MMBTU	702.00	702.00	0.00	702.00	702.00	702.00
GAS	PM	702.00	702.00	0.00	702.00	702.00	702.00
GAS	PM	409.50	409.50	0.00	409.50	409.50	409.50
KEROSENE OIL	LTR	90.00	75.00	90.00	71.00	95.00	90.00
FIREWOOD WHOLE	40 KG.	490.00	500.00	400.00	625.00	600.00	500.00
CHAIR SHESHAM WOOD WITH ARMS **	EACH	2450.00	3500.00	2000.00	2900.00	3425.00	1500.00
CHAIR PLASTIC (CHAIRMAN) AVERAGE QUALITY	EACH	650.00	1000.00	850.00	1450.00	850.00	850.00
TABLE SHESHAM WOOD (4X2X5") ***	EACH	3350.00	4500.00	3600.00	7800.00	12000.00	6000.00
SOFASET WOODEN WITH FOAM SEAT **	SET	17500.00	18000.00	15000.00	30000.00	17500.00	20000.00
COT IRON (WITH NIWAR)AV.QLTY.	EACH	1550.00	2100.00	2000.00	3900.00	2200.00	2500.00
ALMIRAH (STEEL) 6'X3' 20 GUAGE	EACH	13000.00	12750.00	8500.00	14500.00	12000.00	8000.00
DINNING TABLE 6 CHAIRS A.QLTY	SET	30000.00	25000.00	14000.00	33000.00	26000.00	30000.00
SINGLE BED WITHOUT FOAM MED.	EACH	6250.00	5750.00	4000.00	9250.00	6500.00	7000.00
MATRESS SINGLE(4"THICK)	EACH	5000.00	5000.00	4500.00	5700.00	6000.00	6000.00
FARSHI DARI 12'X9' AV.QLTY	EACH	1275.00	1350.00	1500.00	1950.00	1500.00	1350.00
DARI COTTON (6'x2 1/2') AV.QL	EACH	375.00	550.00	725.00	1550.00	800.00	450.00
CARPET PLAIN AV. QLTY	SQFT.	25.00	37.50	60.00	27.50	42.00	45.00

Contd.

7.11 Intercity Consumer Prices May, 2017

Description	Unit	Vehari	Sargodha	Mianwali	Bahawal- pur	Bahawal- nagar	R.Y. Khan
QUILT (LIHAF) 3 KG. COTTON	EACH	950.00	1700.00	1400.00	1350.00	1200.00	750.00
BLANKET (90" x 54")	EACH	4750.00	5250.00	3500.00	4900.00	4400.00	3800.00
BEDSHEET SINGLE BED SUP.QLTY	EACH	625.00	800.00	600.00	1450.00	700.00	500.00
BED SHEET DOUBLE WITH TWO PILLOW COVERS SUP QLTY	SET	1225.00	1400.00	900.00	2250.00	2500.00	1800.00
TOWEL(3'x2') AV. QALTY	EACH	285.00	190.00	300.00	187.50	450.00	300.00
CEILING FAN 48" SUPER QLTY **	EACH	3000.00	3800.00	3350.00	2900.00	3695.00	3000.00
PEDESTAL FAN 22" SUPER QLTY	EACH	4500.00	4850.00	4000.00	4400.00	5160.00	4500.00
REFG. DAWLENCE 10 CFT. D.DOOR	EACH	32500.00	30000.00	28500.00	31100.00	34500.00	30500.00
D-FREEZER WAVES 8 CFT.	EACH	35300.00	31500.00	28500.00	32000.00	31650.00	29000.00
AIRCONDITIONER 1.5 TON PEL	EACH	35000.00	35000.00	41000.00	38500.00	38500.00	41000.00
SPLIT AIR CONDITIONER 1.5 TON (SPECIFY BRAND NAME)	EACH	49900.00	42000.00	41000.00	51700.00	45000.00	43000.00
AIRCOOLER SUPER ASIA	EACH	14800.00	15500.00	10000.00	14600.00	15500.00	11000.00
WASHING MACHINE SINGER	EACH	15600.00	18500.00	15000.00	17000.00	15850.00	17000.00
SEWING MACHINE(SINGER)	EACH	6450.00	7400.00	5210.00	6900.00	6200.00	6900.00
GIZER LARGE SIZE 30 GALLON CAPACITY SUP QLTY	EACH	23000.00	19500.00	14800.00	18000.00	17500.00	17150.00
GAS BURNER DOUBLE SPFY.BRAND	EACH	1650.00	1900.00	1550.00	1750.00	2200.00	2000.00
ELECT. IRON PHILIPS MDL.1120	EACH	2250.00	2500.00	1600.00	1400.00	2000.00	2200.00
ELECTRIC JUICER FOR APPLE	EACH	8500.00	4250.00	6500.00	4800.00	6000.00	4350.00
S.STEEL DEGHCHI MEDIUM SIZE ***	EACH	750.00	475.00	525.00	1150.00	630.00	630.00
ALUMINIUM COOKING PAN (DEGCHI) MED SIZE	EACH	595.00	475.00	500.00	1050.00	1550.00	1550.00
NON STICK COOKING PAN (DEGCHI) SUP. QLTY	EACH	765.00	875.00	800.00	2100.00	1700.00	1700.00
FRYING PAN STEEL AVG. QLTY MED. SIZE	EACH	337.50	265.00	350.00	700.00	600.00	600.00
TAWA IORN (MEDIUM SIZE) AVG. QLTY	EACH	325.00	255.00	350.00	350.00	350.00	235.00
S.STEEL PLATE A.QLTY.(M.SIZE)	EACH	77.50	67.50	90.00	95.00	85.00	80.00
TABLE SPOON S.STEEL SUP.QLTY.	DOZEN	445.00	525.00	300.00	587.50	500.00	360.00
WATER SET JUG+6 GLASSES (OMROC)	SET	550.00	500.00	600.00	675.00	436.00	450.00
TEA SET PAK. CHINAWARE 21 PCS.	SET	2000.00	2250.00	1500.00	2300.00	2000.00	2100.00
DINNER SET PLASTIC 72 PIECES SUPERIOR QLTY	SET	5800.00	6250.00	7000.00	7250.00	8000.00	7400.00
HOTPOT SET PLASTIC 3 PCS.	SET	1475.00	1450.00	1200.00	2050.00	1250.00	1250.00
BUCKET(BALTJ) PLASTIC MED.SIZ	EACH	325.00	375.00	300.00	462.50	370.00	220.00
LOTA PLASTIC (MED SIZE) AVERAGE QUALITY	EACH	80.00	50.00	70.00	75.00	80.00	50.00
PRESURE COOKER 4 LTR.	EACH	1675.00	1325.00	1225.00	2100.00	1680.00	1700.00
WATER COOLER 9/10 LTR.PLASTIC ***	EACH	675.00	675.00	800.00	975.00	750.00	500.00
THERMOS STARVAC 1 LTR	EACH	500.00	450.00	400.00	600.00	550.00	500.00
BULB PHILIPS 100-WATTS	EACH	31.25	30.00	30.00	30.00	30.00	30.00
TUBE LIGHT PHILIPS 40 WATTS	EACH	100.00	100.00	110.00	100.00	100.00	100.00
ELECTRIC BLUBS "0" WATTE LOCAL	EACH	20.00	27.50	20.00	20.00	20.00	25.00
ELECTRIC BLUB ENERGY SAVER 14 WATTS	EACH	165.00	175.00	150.00	175.00	170.00	175.00
WASHING SOAP 250 GMS SPECIFY BRAND NAME	EACH	40.00	40.00	35.00	40.00	40.00	40.00
SURF EXCEL 400 GMS POLY BAG	EACH	130.00	104.00	130.00	104.00	104.00	130.00
WASHING POWDER 1000 GRM	EACH	185.00	150.00	150.00	185.00	185.00	155.00
WASHING POWDER (WHEEL/ BONUS) 100 GRAMS	EACH	90.00	90.00	90.00	90.00	90.00	90.00
CLEANSER POWDER VIM 1000 GM	PKT.	83.33	83.33	75.00	83.33	83.33	83.30
FINIS 500 ML	BOTTLE	160.00	218.75	218.75	237.50	250.00	200.00
PHNYLE TYPHONE/FINIS/CARRANITE 3 LITRES	BOTTLE	145.00	150.00	170.00	165.00	160.00	160.00
HARPIC	BOTTLE	155.00	155.00	150.00	155.00	150.00	150.00
BOOT POLISH CHERRY/KIWI 50ML	EACH	125.00	105.00	105.00	136.90	105.00	105.00
ROBIN BLUE (35 GRAMS)	PKT.	55.00	55.00	55.00	55.00	50.00	55.00
TISSU PAPER PERFUMED 100 PCS.	PKT	110.00	105.00	135.00	110.00	120.00	110.00
TOILET PAPER ROLL (R.PETEL)	P/ROLL	40.00	37.50	40.00	40.00	40.00	40.00
BOOT POLISH LIQUID CHEERY BLOSSOM KIWI 75 ML	BOTTLE	160.00	150.00	160.00	150.00	150.00	160.00
MATCH BOX SMALL	EACH	3.00	2.50	2.00	2.50	2.00	2.00
DRY CELL 1.5 VOLT(LOCAL)	EACH	25.00	25.00	25.00	20.00	30.00	25.00
HAND STITCHING NEEDLE M.SIZE	PACKET	10.00	12.50	9.00	10.00	6.00	6.00
SEWING MACHINE NEEDLE (SINGER)	EACH	7.00	5.00	5.00	5.00	8.50	8.50
HOUSEHOLD SERVANT FEMALE P/T	PMNTH	1500.00	3750.00	2500.00	2000.00	2000.00	1500.00
MARRIAGE HALL WITH FURNITURE	P/HEAD	125.00	180.00	60.00	95.00	105.00	100.00
SEPTRAN TABLETS	10TAB.	19.30	20.00	19.65	19.30	19.30	19.30
BRUFEN TABS 200-MG.	10TAB.	8.90	10.00	10.00	10.00	10.00	10.00
PANADOL TAB. EXTRA/PLAIN	10TAB.	12.00	12.00	12.00	12.00	12.00	12.00

Contd.

7.11 Intercity Consumer Prices May, 2017

Description	Unit	Vehari	Sargodha	Mianwali	Bahawal- pur	Bahawal- nagar	R.Y. Khan
DISPRIN TAB.	10TAB.	12.90	12.00	12.40	12.85	12.95	12.40
TRISIL TAB.	10 TAB	10.00	10.00	10.00	10.00	10.00	10.00
FLAGYL TAB. 200 MG.	10TAB.	10.00	11.20	10.00	10.00	10.00	10.00
VENTOLIN TAB. 2MG.	10TAB.	9.90	10.00	10.00	10.00	10.00	10.00
DAONIL TAB. 5 MG.	10TAB.	16.92	17.00	17.00	16.92	17.00	16.66
ENTOX TAB.	10TAB.	15.00	15.00	15.00	15.00	15.00	15.00
RENITEC TAB. 5 MG.	10TAB.	58.50	58.50	58.50	58.50	58.50	58.50
CAC. 1000 TAB	BOTTLE	124.44	122.00	124.00	124.48	124.22	124.44
AMOXIL CAPSOLE 250 MG.S	10CAP.	35.70	36.00	35.60	35.60	35.70	35.70
CALCIUM SYRUP SANDOZ	BOTTLE	64.00	64.00	64.00	64.00	64.00	64.00
LEDERPLEX SYRUP	BOTTLE	52.74	52.00	52.74	52.74	52.74	52.74
SANCOS SYRUP (50 ML.)	BOTTLE	30.00	30.00	30.00	30.00	30.00	30.00
PHENERGAN SYRUP 120 ML.	BOTTLE	33.00	33.00	33.00	33.00	33.00	33.00
CALPOL SYRUP 60 ML.	BOTTLE	28.39	28.39	28.00	28.39	28.40	28.00
HYDRYLLIN SYRUP 120 ML.	BOTTLE	69.00	69.00	69.00	69.00	69.00	69.00
POLYFAX EYE OINTMENT	TUBE	21.60	21.00	21.00	21.00	21.00	21.00
BETNESOL EYE DROPS	BOTTLE	33.89	33.89	33.89	33.89	33.89	33.87
EAR DROPS (CARDISPORINE) ***	BOTTLE	21.00	25.00	21.00	21.42	21.42	21.00
BETNOVATE-N OINTMENT 5 GMS	TUBE	16.67	17.00	16.00	16.68	16.00	16.00
BURNOL CREAM 30 GRM	TUBE	55.42	55.42	55.42	55.42	55.42	55.42
VICKS VAPORUB/BALM	BOTTLE	36.00	36.00	36.00	36.00	36.00	36.00
GLYCRINE SMALL BOTTLE	BOTTLE	20.00	20.00	25.00	20.00	25.00	14.00
JOUHAR JOSHANDA	PKT.	10.00	10.00	10.00	10.00	10.00	10.00
GALXOS-D (450 GRMS)	PKT.	157.50	157.50	140.00	157.50	157.50	157.50
GRIFE-WATER WOODWARDS	BOTTLE	55.00	55.00	55.00	55.00	55.00	55.00
SANIPLAST ONE PUTTY	EACH	1.40	2.00	2.00	2.00	1.50	1.50
O.R.S. (NIMCOL)	PKT.	18.00	19.00	17.00	18.00	17.00	18.00
DETTOL (MEDIUM)	BOTTLE	65.00	65.00	80.00	65.00	65.00	65.00
COTTON BANDAGE 2" - 4"	EACH	10.00	5.00	10.00	7.00	10.00	8.00
THERMOMETER CHINA	EACH	50.00	50.00	50.00	50.00	50.00	40.00
DOCTOR (MBBS) CLINIC FEE	P/PAT.	100.00	175.00	300.00	200.00	300.00	300.00
URINE TEST (DR) CHARGES	P/TEST	50.00	50.00	100.00	100.00	50.00	60.00
BLOOD TEST (CP) CHARGES	P/TEST	225.00	300.00	250.00	250.00	150.00	100.00
SUGAR TEST (RANDOM/FASTING BOTH) CHARGES	P/TEST	60.00	100.00	200.00	130.00	100.00	150.00
ECG CHARGES	P/TEST	200.00	225.00	225.00	250.00	150.00	150.00
X-RAY (CHEST) CHARGES	P/X-RAY	300.00	375.00	350.00	375.00	200.00	250.00
CAR SUZUKI 800 CC (W/O. A/C)	EACH	660000.00	679000.00	660000.00	689000.00	645000.00	689000.00
CAR SUZUKI 1000 CC	EACH	1149000.00	1124000.00	1050000.00	1275000.00	1044000.00	1270000.00
CAR TOYOTA 1300 CC	EACH	0.00	1665000.00	1441000.00	1749500.00	0.00	1746500.00
CAR HONDA CIVIC	EACH	0.00	2349000.00	0.00	0.00	2125000.00	2150000.00
MOTORCYCLE HONDA CD-70.	EACH	63500.00	63500.00	63500.00	63500.00	63500.00	63500.00
MOTORCYCLE YAMAHA 100CC.	EACH	79500.00	79500.00	79500.00	80500.00	84500.00	85000.00
MOTOR CYCLE HERO 70 CC	EACH	43000.00	42500.00	0.00	47500.00	50000.00	50000.00
BICYCLE WITH TYRES & TUBES	EACH	7500.00	7800.00	7500.00	7350.00	7800.00	8000.00
TYRE CAR WITH TUBE GENERAL	EACH	3700.00	2500.00	3200.00	3800.00	2500.00	2500.00
TYRE MOTOR CYCLE WITHOUT TUBE	EACH	875.00	850.00	1250.00	1125.00	1000.00	950.00
TYRE CYCLE SPECIFY BRAND NAME	EACH	365.00	350.00	350.00	350.00	350.00	350.00
TYRE CAR W/O TUBE	EACH	2650.00	3250.00	2800.00	3500.00	2500.00	2500.00
PETROL SUPER	LITRE	74.00	74.00	74.00	74.00	74.00	74.00
HIGH SPEED DIESEL HSD	LITRE	83.00	83.00	83.00	83.00	83.00	83.00
CNG	K.G.	67.50	67.50	0.00	67.50	67.50	71.50
GAS CYLINDER STAND. SIZE	EACH	900.00	1050.00	1100.00	990.00	1000.00	1150.00
MOTOR CYCLE SERVICE CHARGES	EACH	175.00	300.00	300.00	385.00	250.00	250.00
CAR SERVICE CHARGES	EACH	275.00	325.00	400.00	375.00	250.00	300.00
TYRE PUNCTURE CHARGES	EACH	50.00	80.00	100.00	70.00	90.00	80.00
CYCLE OVERHAULING CHARGES	EACH	195.00	325.00	350.00	200.00	300.00	150.00
CAR TAX FOR 800CC TO 1300CC	YEARLY	2650.00	2650.00	2650.00	2650.00	2650.00	2650.00
TRAIN FARE ECO. 1-100 KM.	P/KM.	0.68	0.68	0.68	0.68	0.00	0.68
TRAIN FARE ECO. 101-500 KM.	P/KM.	0.98	0.98	0.98	0.98	0.00	0.98
TRAIN FARE ECO. > 500 KM.	P/KM.	0.89	0.89	0.89	0.89	0.00	0.89

Contd.

7.11 Intercity Consumer Prices May, 2017

Description	Unit	Vehari	Sargodha	Mianwali	Bahawal- pur	Bahawal- nagar	R.Y. Khan
TRAIN FARE IST SLP. 1-100KM	P/KM.	2.10	2.10	2.10	2.10	0.00	2.10
TRAIN FARE IST SLP.101-500 KM	P/KM.	2.59	2.59	2.59	2.59	0.00	2.59
TRAIN FARE IST SLP. > 500 KM	P/KM.	1.99	1.99	1.99	1.99	0.00	1.99
TRAIN FARE A/C SLP. 1-100KM.	P/KM	5.76	5.76	5.76	5.76	0.00	5.76
TRAIN FARE A/C SLP.101-500KM	P/KM.	4.59	4.59	4.59	4.59	0.00	4.59
TRAIN FARE A/C SLP > 500KM.	P/KM	4.16	4.16	4.16	4.16	0.00	4.16
PLATFORM TICKET	EACH	10.00	10.00	10.00	10.00	0.00	10.00
AUTO RICKSHAW FARES	KM/MIN	35.00	55.00	60.00	80.00	50.00	40.00
FULL TONGA CHARGES	KM/MIN	0.00	0.00	75.00	70.00	0.00	0.00
TAXI 4 SEATER FARE	KM/MIN	50.00	50.00	50.00	60.00	100.00	90.00
BUS FARE MIN (WITHIN CITY)	TICKET	0.00	9.00	0.00	0.00	0.00	0.00
BUS FARE MAX (WITHIN CIT	TICKET	0.00	21.00	0.00	0.00	0.00	21.00
BUS FARE OUTSIDE CITY	P/KM.	0.86	0.86	0.86	0.86	0.86	0.86
A/C BUS FARE OUTSIDE CITY	P/KM.	1.37	2.00	1.20	1.51	1.00	1.33
MINIBUS FARE MIN.WITH IN CITY	TICKET	0.00	0.00	0.00	0.00	0.00	0.00
MINIBUS FARE MAX.WITH IN CITY	TICKET	0.00	0.00	0.00	0.00	0.00	0.00
SUZUKI FARE MIN.WITH IN CITY	TICKET	0.00	13.75	15.00	12.00	10.00	0.00
SUZUKI FARE MAXIMUM W.IN CITY	TICKET	0.00	15.00	25.00	18.00	25.00	0.00
AIR FARE ECONOMY CLASS.	P/KM.	0.00	19.26	0.00	19.26	0.00	0.00
POSTAL ENVELOPE DOMESTIC	EACH	8.00	8.00	8.00	8.00	8.00	8.00
ENVELOPE FOR SAUDI ARABIA	EACH	60.00	50.00	50.00	50.00	50.00	50.00
POSTAL REGISTRATION CHARGES	EACH	38.00	38.00	38.00	38.00	38.00	38.00
U.M.S. REG CHARGES MIN.	EACH	59.00	59.00	59.00	59.00	59.00	59.00
T.C.S. CH. MIN.WITH IN ZONE	EACH	180.00	150.00	160.00	160.00	180.00	160.00
TELEPHONE CHARGES LOCAL CALL	P/CALL	3.94	3.94	3.94	3.94	3.94	3.94
TEL CHARGES OUT SIDE CITY	P/CALL	3.94	3.94	3.94	3.94	3.94	3.94
INTERNET CHARGES	P/HOUR	50.00	40.00	45.00	50.00	27.50	27.50
MOBILE CELL CHARGES	P/UNIT	3.00	3.00	3.00	4.50	3.06	3.06
FAX CHARGES (LOCAL)	P/PAGE	22.50	20.00	15.00	15.00	20.00	10.00
TELEPHONE SET AV. QLTY	EACH	1275.00	900.00	525.00	1150.00	800.00	650.00
MOBILE SET NOKIA/SONY/ERICSON/SAMSUNG WITHOUT CAMERA	EACH	3155.00	2600.00	3200.00	5200.00	3650.00	3650.00
T.V. 20" COLORED WEGA H-A21.	EACH	19000.00	22000.00	23250.00	23800.00	18000.00	17500.00
T.V 20" COLOR CHINA/KORIA)	EACH	6650.00	6500.00	14250.00	15300.00	13000.00	12000.00
V.C.P. PANASONIC/LG/NAT	EACH	0.00	0.00	6500.00	5500.00	5000.00	0.00
DVD/VCD PLAYER PANASONIC/LG	EACH	4100.00	5750.00	4500.00	4950.00	5000.00	5500.00
RADIO WITH C.PLAYER NATIONAL	EACH	1500.00	4500.00	3000.00	2100.00	1800.00	1250.00
PERSONNEL COMPUTER (BRANDED)	EACH	45000.00	20000.00	43250.00	35000.00	65000.00	63000.00
VID. CASSETTE BLK. TDK/SONY	EACH	280.00	165.00	150.00	200.00	180.00	100.00
COM. C.D. (TDK/IMATION)	EACH	77.50	55.00	30.00	45.00	50.00	35.00
TAPE RECORDER CASSETTE BLANK	EACH	75.00	50.00	50.00	55.00	50.00	40.00
VIDEO GAME SEGA 16 BYTE	EACH	1200.00	0.00	1500.00	1650.00	1150.00	1150.00
CINEMA A/C. HIGH CLASS	TICKET	0.00	110.00	0.00	0.00	0.00	0.00
CINEMA NON-A/C HIGH CLASS	TICKET	0.00	0.00	0.00	35.00	0.00	30.00
CABLE CHARGES	PER MONT	300.00	250.00	250.00	275.00	300.00	250.00
TV.LICENCE FEE DOMESTIC	YEARLY	420.00	420.00	420.00	420.00	420.00	420.00
ENGLISH BOOK CLASS V1	EACH	73.00	73.00	73.00	73.00	73.00	73.00
ENGLISH BOOK CLASS IX OR X	EACH	130.00	130.00	130.00	130.00	130.00	130.00
ENG. BOOK IST.YR COMPLETE SET	EACH	84.00	84.00	84.00	84.00	84.00	84.00
ENGLISH BOOK BA/B.SC	EACH	178.00	178.00	178.00	178.00	178.00	178.00
URDU BOOK CLASS V (T.B.BORD)	EACH	55.00	55.00	55.00	55.00	55.00	55.00
URDU BOOK CLASS IX/X(T.B.B)	EACH	131.00	131.00	131.00	131.00	131.00	131.00
URDU BOOK IST.YEAR/INTER	EACH	53.00	53.00	53.00	53.00	53.00	53.00
URDU BOOK BA/B.SC	EACH	140.00	140.00	140.00	140.00	140.00	140.00
MATHS BOOK CALSS V (T.B.B)	EACH	78.00	78.00	78.00	78.00	78.00	78.00
MATHS BOOK CLASS IX OR X	EACH	266.00	266.00	266.00	266.00	266.00	266.00
MATHS BOOK IST.YEAR (T.B.B)	EACH	156.00	156.00	156.00	156.00	156.00	156.00
PAKISTAN STUDIES BOOK BA/B.SC	EACH	125.00	125.00	125.00	125.00	125.00	125.00
DAILY "DAWN"	P/COPY	19.00	20.00	20.00	20.00	20.00	20.00
DAILY "JANG"	P/COPY	12.00	13.00	13.00	13.00	13.00	13.00
DAILY "NAWA-E-WAQT"	P/COPY	12.00	13.00	13.00	13.00	13.00	13.00

Contd.

7.11 Intercity Consumer Prices May, 2017

Description	Unit	Vehari	Sargodha	Mianwali	Bahawal- pur	Bahawal- nagar	R.Y. Khan
WEEKLY "AKHBAR-E-JAHAN"	P/COPY	55.00	55.00	55.00	55.00	55.00	55.00
WEEKLY "MAG"	P/COPY	45.00	45.00	45.00	45.00	50.00	45.00
MONTHLY "NAUNEHAL DIGEST"	P/COPY	35.00	35.00	35.00	35.00	35.00	35.00
PAPER FOOLSCAPE (27"x17")	QUIRE	50.00	60.00	45.00	27.50	50.00	50.00
EXERCISE.BOOK LINED 80/100 PGS	EACH	50.00	60.00	45.00	70.00	70.00	70.00
PENCILGOLDFISH/DEER	EACH	6.50	7.00	7.00	5.00	7.50	7.00
PEN INK DOLLOR 57 ML BOTTLE	EACH	20.00	25.00	20.00	20.00	20.00	25.00
PHOTOSTATE PAPER 70 GM	PRT	310.00	350.00	330.00	280.00	350.00	360.00
BALL PEN (local)	EACH	5.00	7.00	7.00	5.00	8.00	8.00
FOUNTAIN PEN HERO/WINGS/CHINA	EACH	50.00	50.00	50.00	45.00	50.00	50.00
PRIVATE SCHOOL FEE ENGLISH MEDIUM AVERAGE STANDARD (CLASS I)	P/MONTH	1437.50	1350.00	1400.00	3562.50	1625.00	1600.00
PRIVATE SCHOOL FEE ENGLISH MEDIUM AVERAGE STANDARD (CLASS V)	P/MONTH	1437.50	1650.00	2000.00	3562.50	1725.00	2100.00
PRIVATE SCHOOL FEE ENGLISH MEDIUM AVERAGE STANDARD (CLASS VI)	P/MONTH	1662.50	1650.00	2500.00	3562.50	1750.00	2400.00
PRIVATE SCHOOL FEE ENGLISH MEDIUM AVERAGE STANDARD (CLASS X)	P/MONTH	1762.50	2350.00	2800.00	3712.50	2125.00	2600.00
PRIVATE MEDICLE COLLEGE FEE MBBS (IST YEAR)	P/MONTH	0.00	0.00	0.00	0.00	0.00	0.00
PRIVATE ENGINEERING COLLEGE FEE (ISTR YEAR)	P/MONTH	0.00	0.00	14800.00	0.00	0.00	0.00
GOVT. COLLEGE FEE IST. YEAR	MONTH	50.00	50.00	60.00	50.00	50.00	50.00
GOVT. COLLEGE FEE 4TH. YEAR	MONTH	60.00	60.00	70.00	60.00	60.00	60.00
GOVT. UNIVERSITY FEE MSC.	MONTH	183.33	1500.00	1866.00	1166.67	120.00	120.00
GOVT. MED. COLLEGE FEE MBBS	MONTH	0.00	1500.00	0.00	1250.00	0.00	1050.00
GOVT. ENGG. COLL. FEE I YEAR	MONTH	0.00	600.00	0.00	2166.67	0.00	500.00
COACHING FEE FOR CLASS IX/X	P/MONTH	1800.00	550.00	2500.00	1500.00	1100.00	1000.00
COACHING CHARGES FOR CLASS IST YEAR/INTER (SCIENCE)	P/MONTH	1800.00	900.00	2800.00	1750.00	1500.00	1200.00
COACHING CHARGES FOR CLASS IST YEAR/INTER (COMMERCE)	P/MONTH	2500.00	600.00	1000.00	1500.00	1500.00	1000.00
I.T. TUITION FEES	P/MONTH	3150.00	1166.00	0.00	2417.00	0.00	2000.00
MBA TUITION FEES	P/MONTH	3150.00	1916.66	0.00	3300.00	0.00	6670.00
BREAD TANDOORI ST. SIZE	EACH	5.00	6.50	7.00	5.00	7.00	6.00
COOKED MUTTON (AV. HOTEL)	PLATE	150.00	350.00	140.00	125.00	150.00	150.00
COOKED BEEF (AV. HOTEL)	PLATE	115.00	110.00	120.00	75.00	120.00	70.00
COOKED DAL (AV. HOTEL)	PLATE	50.00	45.00	50.00	50.00	50.00	55.00
CHICKEN BIRYANI FULL/DOUBLE	PLATE	155.00	135.00	170.00	125.00	300.00	120.00
TEA PREPARED (ORDINARY)	CUP	20.00	20.00	20.00	15.00	20.00	20.00
HAIRCUT CHARGES FOR MEN	P/CUT	100.00	90.00	50.00	95.00	80.00	70.00
BEAUTY PORL HAIR STYL CHARGE	P/STY.	250.00	300.00	250.00	390.00	400.00	300.00
SHAVING CHARGES	PER SHV	45.00	55.00	40.00	50.00	30.00	30.00
LIPSTICK S.MISS/MEDORA	EACH	120.00	120.00	120.00	90.00	120.00	120.00
NAIL POLISH S.MISS/MEDORA	EACH	75.00	115.00	95.00	95.00	60.00	60.00
PERFUME MED.SIZE MEDORA/BROACH	EACH	200.00	200.00	120.00	200.00	200.00	200.00
HAIR-OIL AMLA/CHAMBELI	BOTTLE	120.00	120.00	110.00	120.00	120.00	120.00
TOILET SOAP LUX 95 GRAMS	EACH	36.00	34.00	34.00	36.35	34.69	38.00
TOILET SOAP LIFEBOUY 140 GRM	EACH	40.00	47.00	47.00	42.00	46.66	48.70
TOILET SOAP SAFEGUARD BATH SIZE	EACH	50.00	50.00	48.00	50.00	39.65	50.00
TOOTHPASTE MACKLINES 70 GRM	EACH	50.00	50.00	50.00	50.00	50.00	50.00
TOOTHPAST MED SIZE CLGATE 70 GMS	EACH	65.00	65.00	40.00	60.67	65.00	65.00
TOOTHBRUSH SHEILD A/PLAUQUE	EACH	45.00	40.00	50.00	25.00	35.00	30.00
TOOTHPOWDER DENTONIC 90 GRM	EACH	35.00	35.00	32.00	35.00	35.00	35.00
HAIR-COLOUR BEGIN (6 GMS)	EACH	110.00	110.00	110.00	110.00	110.00	110.00
HAIR COLOUR (KALAKOLA)	BOTTLE	130.00	130.00	130.00	130.00	130.00	130.00
FACECREAM PONDS (MEDIUM)	EACH	120.00	235.00	120.00	120.00	120.00	120.00
TALC POWDER VICE ROAY,B.CAT	EACH	152.50	150.00	145.00	145.00	150.00	160.00
BLADE TREET ORDINARY 10'S	PKT.	30.00	40.00	45.00	30.00	40.00	30.00
BLADE 7-O-CLOCK STAIN. 5'S	PKT.	30.00	30.00	40.00	35.00	35.00	30.00
SHAMPOO SUNSILK/PAINTIN 100 ML	BOTTLE	99.00	110.00	99.00	110.00	111.00	111.00
BEAUTY CREAM (FAIR & LOVELY)	EACH	200.00	185.00	200.00	200.00	200.00	200.00
HAIR REMOVING CREAM (EU-CREAM)	TUBE	70.00	65.00	70.00	65.00	70.00	60.00
GEL MEDIUM SIZE	BOTTLE	60.00	120.00	200.00	100.00	135.00	120.00
DISPOSABLE RAZOR GILLET-II	EACH	45.00	40.00	45.00	40.00	45.00	42.00
SHAVING CREAM TOUCH-ME/ADM.	EACH	75.00	65.00	70.00	70.00	65.00	70.00
GOLD TEZABI 24 CT	10 GM.	42009.00	42781.00	42952.00	41993.00	42181.00	43000.00
SILVER TEZABI 24 CT	10 GM.	643.00	625.00	610.00	621.00	617.00	640.00
ARTIFICIAL JEWELLARY SET	SET	637.50	650.00	1000.00	725.00	1000.00	300.00
WRIST WATCH GENTS CITIZEN (ORIGINAL) ***	EACH	3500.00	7000.00	4100.00	7800.00	3200.00	3200.00
WRIST WATCH LADIES CITIZEN (ORIGINAL) ***	EACH	3500.00	7000.00	4100.00	7600.00	3200.00	3200.00
WALL CLOCK QUARTZ AV.QLTY	EACH	662.50	750.00	600.00	1100.00	600.00	800.00
SUITCASE REXIN (24"x16"x6")	EACH	945.00	2000.00	1700.00	1600.00	2000.00	1500.00
TRUNK MEDIUM SIZE ***	EACH	990.00	2000.00	2000.00	1900.00	1400.00	1400.00
PURSE LADIES (LEATHER) AVERAGE QUALITY	EACH	660.00	900.00	700.00	1150.00	1300.00	1200.00

7.11 Intercity Consumer Prices May, 2017

Description	Unit	Karachi	Hyder- abad	Nawab- shah	Mirpur- khas	Mithi	Sukkar	Larkana	Dadu
WHEAT	10 KG.	350.00	305.00	347.50	300.00	300.00	306.25	312.50	325.00
WHEAT FLOUR FINE/SUPERIOR.	KG.	46.69	45.00	46.25	49.00	49.00	40.00	45.00	40.00
WHEAT FLOUR AVG. QLTY	KG.	41.73	40.50	38.75	38.00	38.50	39.00	38.00	36.00
WHEAT FLOUR BAG	10 KG.	425.38	405.00	367.00	380.00	395.00	360.00	370.00	400.00
MAIDA	KG.	53.46	50.00	51.25	48.00	48.00	55.00	47.50	50.00
SUJI	KG.	55.00	50.00	48.75	48.00	48.00	55.00	50.00	50.00
BESAN AV. QLTY.	KG.	154.04	140.00	110.00	140.00	145.00	130.00	150.00	160.00
RICE BASMATI SUP. QLTY.	KG.	161.73	135.00	110.00	120.00	125.00	140.00	120.00	120.00
RICE BASMATI 385/386	KG.	83.94	72.50	80.00	70.00	70.00	70.00	80.00	90.00
RICE BASMATI BROKEN AV.QLTY	KG.	73.08	75.00	90.50	60.00	57.50	65.00	67.50	55.00
RICE IRR1-6 (SINDH/PUNJAB)	KG.	45.15	45.00	51.25	40.00	40.00	52.50	36.00	40.00
VERMICELLI	KG.	85.38	80.00	82.50	85.00	85.00	80.00	69.00	100.00
BREAD PLAIN MEDIUM SIZE	EACH	45.00	44.00	47.50	45.00	45.00	50.00	45.00	50.00
RUSK (PAPAY)	KG.	190.19	175.00	197.50	150.00	150.00	230.00	250.00	280.00
BISCUITS-PACKED	PKT	40.00	40.00	35.00	35.00	35.00	35.00	37.50	40.00
BISCUIT-BAKERY (LOOSE)	250 GM	88.46	77.50	90.00	55.00	55.00	75.00	130.00	60.00
CORNFLAKS FAUJI 225 GM.	PKT	180.00	171.00	198.00	180.00	180.00	176.00	210.00	162.00
SAMOSA (VEGATABLE)	EACH	12.92	10.00	7.25	12.00	9.00	11.00	15.00	15.00
PASTRY AV.QLTY.	EACH	25.31	25.00	20.00	15.00	11.00	20.00	37.50	20.00
PATTIES (VEGATABLES)	EACH	17.65	10.50	10.00	15.00	11.00	20.00	30.00	10.00
NIMCO	250 GM	88.46	70.00	88.75	70.00	62.50	75.00	83.33	70.00
CHIPS	250 GM	97.50	80.00	100.00	70.00	62.50	80.00	100.00	70.00
BEEF WITH BONE AV.QLTY.	KG	386.54	325.00	350.00	260.00	0.00	325.00	310.00	300.00
MUTTON AV.QLTY.	KG	744.23	700.00	595.00	650.00	600.00	650.00	650.00	600.00
CHICKEN FARM BROILER (LIVE)	KG	178.52	163.13	182.50	168.00	186.00	170.00	170.00	190.00
FISH-RAHU MEDIUM SIZE	KG	323.85	253.13	300.00	300.00	325.00	310.00	275.00	340.00
MILK FRESH (UNBOILED)	LTR.	85.00	84.00	90.00	80.00	70.00	80.00	80.00	90.00
CURD	KG.	131.54	115.00	108.75	100.00	90.00	95.00	95.00	100.00
MILK TETRA PACK 1/2 LTR.	PKT.	60.00	60.00	58.75	60.00	60.00	60.00	60.00	60.00
LACTOGEN 400 GRAMS	PKT.	425.00	425.00	420.00	420.00	427.50	430.00	430.00	430.00
POWDER MILK NIDO 400GM.	PKT	369.23	369.23	370.00	360.00	360.00	358.97	332.30	380.00
MILK POWDER LOOSE/PACKED	KG.	507.69	562.50	560.00	500.00	500.00	480.00	712.50	370.00
BUTTER LOCAL PACKED	50 GM.	25.92	25.00	38.00	32.50	25.00	27.50	28.00	30.00
EGGS FARM	DOZ	82.27	83.50	102.50	70.00	92.00	90.00	77.50	90.00
MUSTARD OIL AV.QLTY.	KG.	168.85	150.00	157.50	135.00	135.00	137.50	190.00	170.00
COOKING OIL (DALDA)	2.5LTR	468.00	465.00	440.00	510.00	510.00	468.00	460.00	500.00
COOKING OIL (PAKWAN) OTHER BRAND SPECIFY	2.5 LTR	435.00	468.00	367.50	400.00	410.00	435.00	392.50	400.00
VEGETABLE GHEE TIN	2.5KG.	453.00	460.00	460.00	495.00	495.00	453.00	450.00	487.50
VEGETABLE GHEE (LOOSE)	KG.	147.02	175.00	155.00	160.00	160.00	137.50	130.00	120.00
DATES AV.QLTY.	KG.	237.56	115.00	150.00	90.00	75.00	175.00	225.00	250.00
PISTACHIO AV.QLTY.	50 GM.	145.00	120.00	107.50	60.00	62.50	150.00	117.50	120.00
ALMONDS WHOLE AV.QLTY.	KG.	811.54	618.75	1200.00	650.00	725.00	850.00	1000.00	800.00
COCONUT DRY AV.QLTY.	KG.	326.15	285.00	242.50	260.00	272.00	300.00	280.00	300.00
RAISINS AV.QLTY.	50 GM.	27.40	20.00	23.75	20.00	20.00	25.00	20.00	20.00
GROUNDNUTS (WITH SHELL)	KG.	282.69	160.00	140.00	160.00	165.00	240.00	155.00	170.00
MALTA/MOSAMBI	DOZ	0.00	0.00	0.00	0.00	0.00	0.00	0.00	0.00
KINNU	DOZ	179.81	215.00	162.50	175.00	185.00	120.00	300.00	300.00
APPLE	KG	163.08	165.00	122.50	135.00	145.00	125.00	245.00	200.00
ALOO BUKHARA	KG	0.00	0.00	0.00	0.00	0.00	0.00	0.00	0.00
POMEGRANATE (ANNAR)	KG	0.00	0.00	0.00	0.00	0.00	0.00	0.00	0.00
GRAPES	KG	0.00	0.00	0.00	0.00	0.00	0.00	0.00	0.00
BANANAS	DOZ	75.38	65.00	37.50	65.00	65.00	85.00	79.00	60.00
MANGO KALMI	KG	163.08	0.00	0.00	160.00	175.00	140.00	200.00	150.00
GUAVA	KG	0.00	0.00	0.00	0.00	0.00	0.00	0.00	0.00
WATERMELON (TURBOOZ)	KG	38.27	32.50	35.00	30.00	37.50	20.00	22.50	30.00
MUSKMELON (KHARBOOZA)	KG	61.15	45.00	52.50	45.00	45.00	40.00	45.00	60.00
SWEETMELON (GARMA)	KG	0.00	0.00	0.00	0.00	0.00	0.00	0.00	0.00
PULSE MASOOR (WHOLE)	KG.	125.58	95.00	141.25	90.00	95.00	100.00	100.00	120.00
PULSE MASOOR (WASHED)	KG.	124.42	115.00	152.50	100.00	105.00	105.00	100.00	140.00
PULSE MOONG (WASHED)	KG.	123.27	142.50	157.50	130.00	135.00	122.50	140.00	160.00

Contd.

7.11 Intercity Consumer Prices May, 2017

Description	Unit	Karachi	Hyder- abad	Nawab- shah	Mirpur- khas	Mithi	Sukkar	Larkana	Dadu
PULSE MASH (WASHED)	KG.	172.50	191.25	260.00	160.00	170.00	175.00	170.00	280.00
PULSE GRAM	KG.	136.54	128.13	127.50	130.00	125.00	135.00	122.50	140.00
GRAM WHOLE BLACK AV.QLTY.	KG.	146.92	130.00	70.00	110.00	110.00	130.00	147.50	100.00
GRAM WHOLE YELLOW AV.QLTY	KG.	190.38	167.50	122.50	200.00	212.50	170.00	230.00	190.00
BEANS (LAL LOBIA)	KG.	142.31	116.25	118.75	120.00	130.00	155.00	119.00	160.00
POTATOES	KG	32.88	36.88	26.25	22.50	25.00	27.50	27.50	30.00
ONION	KG	27.88	23.13	21.25	27.50	27.50	20.00	30.00	25.00
TURNIP	KG	0.00	0.00	0.00	0.00	0.00	0.00	0.00	0.00
RADISH	KG	0.00	0.00	0.00	0.00	0.00	0.00	0.00	0.00
TOMATOES	KG	68.27	31.88	32.50	20.00	35.00	20.00	20.00	40.00
CABBAGE	KG	0.00	0.00	0.00	0.00	0.00	0.00	0.00	0.00
CAULIFLOWER	KG	0.00	0.00	0.00	0.00	0.00	0.00	0.00	0.00
BRINJAL	KG	43.08	33.75	28.75	25.00	27.50	28.75	30.00	20.00
PUMPKIN	KG	40.58	65.00	47.50	40.00	0.00	50.00	40.00	40.00
BOTTLEGOURD	KG	46.92	41.25	65.00	35.00	37.50	40.00	40.00	30.00
LADY FINGER	KG	88.46	52.50	62.50	45.00	55.00	40.00	50.00	40.00
PEAS	KG	0.00	0.00	0.00	0.00	0.00	0.00	0.00	0.00
SPINACH	KG	0.00	0.00	0.00	0.00	0.00	0.00	0.00	0.00
TINDA	KG	84.81	55.63	67.50	45.00	47.50	60.00	55.00	40.00
TURAI	KG	61.35	42.50	42.50	35.00	42.50	25.00	40.00	40.00
KARAILA	KG	65.58	62.50	57.50	45.00	45.00	40.00	45.00	40.00
ARVI	KG	0.00	0.00	0.00	0.00	0.00	0.00	0.00	0.00
CHILLIES GREEN	KG	64.81	60.00	47.50	60.00	60.00	50.00	55.00	50.00
CARROT	KG	0.00	0.00	0.00	0.00	0.00	0.00	0.00	0.00
CUCUMBER (KHEERA)	KG	51.25	62.50	71.25	75.00	75.00	50.00	55.00	40.00
LEMON	250GM	75.19	93.75	42.50	75.00	85.00	50.00	75.00	60.00
SUGAR REFINED	KG.	60.81	56.38	64.25	55.00	55.00	55.00	59.00	55.00
GUR AV.QLTY	KG.	90.19	80.00	67.50	77.50	77.50	70.00	75.00	70.00
HONEY LANGANESE 500 GM.	BOTTLE	858.46	800.00	830.00	740.00	740.00	750.00	900.00	900.00
MILO 200 GM.	BOTTLE	215.00	215.00	180.00	209.00	190.00	206.00	225.00	200.00
CUSTARD POWDER RAFHAN 300 GM.	PKT	75.00	80.00	75.00	85.00	85.00	80.00	80.00	80.00
TOFFEE (HILAL)	EACH	1.00	1.00	1.00	1.00	1.00	1.00	2.00	1.00
CHOWKELATE CANDY (SMALL SIZE)	EACH	5.00	5.00	10.00	5.00	5.00	5.00	5.00	5.00
SWEETMEAT (MIXED)	KG	499.81	390.00	385.00	375.00	325.00	380.00	480.00	400.00
ICE CREAM WALLS	CUP.	40.00	40.00	41.25	40.00	40.00	40.00	45.00	40.00
ICE	KG	10.00	10.00	20.00	10.00	10.00	9.00	17.50	10.00
JAM AHMED/MITCHELLES	BOTTLE	130.00	130.00	130.00	140.00	140.00	130.00	137.50	130.00
SQUASH-MITCHELLES	BOTTLE	165.00	160.00	140.00	160.00	160.00	150.00	165.00	150.00
ROOH AFZA	BOTTLE	170.00	170.00	160.00	170.00	170.00	170.00	180.00	170.00
JAM-E-SHIREEN	BOTTLE	170.00	180.00	150.00	170.00	170.00	170.00	175.00	180.00
SAUNF	50 GM	22.58	20.00	21.25	10.00	12.00	20.00	20.00	20.00
CINAMON LOOSE AV. QLTY	50 GM.	32.50	25.00	40.00	20.00	20.00	30.00	20.00	20.00
CUMINSEED WHITE NATIONAL	50 GM.	52.00	52.00	53.75	50.00	50.00	52.00	55.00	54.00
PEPPER BLACK NATIONAL	50 GM.	110.00	105.00	96.00	110.00	110.00	110.00	100.00	110.00
CLOVES LOOSE AV.QLTY	50 GM.	78.37	90.00	87.50	63.75	62.50	80.00	95.00	90.00
CARDAMOM LARGE LOOSE AV.QLTY	50 GM.	157.79	102.50	160.00	90.00	100.00	150.00	120.00	90.00
CARDAMOM SMALL AV.QLTY	50 GM.	90.96	113.75	92.50	70.00	72.50	80.00	100.00	100.00
SALT-POWDERED (LAHORI) LOOSE	KG.	12.00	12.00	13.50	10.00	10.00	10.00	10.00	12.00
SALT POWDERED (NATIONAL/SHAN)	PKT	25.00	25.00	28.00	25.00	25.00	25.00	25.00	25.00
CHILLIES POWD.NATIONAL 200GM	PKT	105.00	105.00	105.00	105.00	105.00	105.00	110.00	105.00
CHILLIES POWDER LOOS	KG.	306.92	283.75	242.50	180.00	185.00	250.00	255.00	280.00
CORRIANDER SEED POWD.NATIONAL	PKT	104.00	104.00	104.00	104.00	104.00	104.00	105.00	104.00
CORRIANDER SEED (LOOSE)	KG.	267.50	180.00	257.50	150.00	160.00	240.00	245.00	260.00
TURMERIC POWD.NATIONAL 50GM	PKT.	35.00	35.00	35.00	35.00	35.00	35.00	35.00	35.00
CURRY POWD. NATIONAL 200 GM	PKT.	86.00	87.00	86.00	86.00	86.00	87.00	86.00	86.00
TOMATO KETCHUP AHMED/MITCHL	BOTTLE	90.00	75.00	70.00	85.00	85.00	90.00	120.00	90.00
PICKLES AHMED/MITCHELLES	BOTTLE	120.00	105.00	104.00	90.00	90.00	115.00	120.00	125.00
VINEGAR SYNTHETIC (SIRKA)	BOTTLE	70.00	60.00	90.00	65.00	65.00	80.00	90.00	85.00
GARLIC	KG	185.77	206.25	282.50	155.00	155.00	150.00	190.00	220.00
GINGER	KG	145.00	120.00	137.50	120.00	130.00	110.00	145.00	140.00

Contd.

7.11 Intercity Consumer Prices May, 2017

Description	Unit	Karachi	Hyder- abad	Nawab- shah	Mirpur- khas	Mithi	Sukkar	Larkana	Dadu
TAPAL DANEDAR TEA 200GM PACKET	PKT	178.95	178.94	176.00	170.00	150.00	178.94	178.94	178.00
TEA LIPTON YELLOW LABEL 200GM.	PKT.	205.26	205.26	180.00	195.00	195.00	205.26	205.26	178.00
TEA LOOSE KENYA AV.QLTY 250GM.	PKT.	150.67	150.00	157.50	180.00	200.00	140.00	130.00	130.00
COFFEE-NESCAFE 75 GM. **	BOTTLE	350.00	350.00	320.00	300.00	300.00	320.00	350.00	360.00
COLD DRINK (STANDARD SIZ)	BOTTLE	25.00	25.00	25.00	25.00	25.00	25.00	25.00	25.00
FRUIT JUICE TETRA PACK	PKT.	18.23	20.00	20.00	15.00	15.00	17.50	20.00	20.00
MINERAL WATER NESTLE 1.5 LTR	BOTTLE	50.00	50.00	50.00	50.00	50.00	50.00	45.00	50.00
CIGARETTES K-2 10'S **	PKT	70.00	65.00	60.00	75.00	75.00	65.00	62.00	60.00
CIGARETTES CAPSTAN 10'S **	PKT	75.00	75.00	75.00	75.00	75.00	72.00	67.00	70.00
CIGARETTES GOLD LEAF 20'S	PKT	140.00	140.00	140.00	140.00	140.00	130.00	125.00	130.00
CIGARETTES MORVEN GOLD 20'S	PKT	75.00	75.00	70.00	75.00	75.00	72.00	67.00	70.00
BETEL LEAVES	50GM.	91.15	70.00	72.50	60.00	65.00	90.00	87.50	100.00
BETEL NUTS	KG.	332.31	275.00	320.00	400.00	390.00	400.00	310.00	400.00
LONG CLOTH 57" GUL AHMED/AL-KARAM	METER	180.38	225.00	300.00	190.00	170.00	250.00	200.00	230.00
SHIRTING AV.QLTY.	METER	162.31	140.00	205.00	100.00	95.00	120.00	157.50	130.00
PANT CLOTH W & WEAR AV.QLTY	METER	384.90	387.50	450.00	300.00	300.00	600.00	350.00	300.00
LAWN PRINTED GUL AHMED/AL-KARAM	METER	415.00	240.00	400.00	270.00	275.00	375.00	366.66	260.00
GEORGETTE AV.QLTY	METER	114.71	110.00	225.00	145.00	145.00	150.00	130.00	100.00
LINEN AV.QLTY ***	METER	159.23	130.00	150.00	165.00	175.00	140.00	190.00	110.00
HEAVY WT SUITING LAWERNCPUR AVG QLTY	METER	2200.00	1500.00	1400.00	1400.00	1400.00	1250.00	1100.00	900.00
HEAVY WT SUITING LAWERNCPUR SUP QLTY	METER	2700.00	2500.00	2300.00	1400.00	1500.00	1500.00	1300.00	1300.00
TROPICAL SUITING LAW.PUR	METER	1600.00	1300.00	926.00	900.00	900.00	1000.00	900.00	750.00
PANT BOY 24"/26" LENGTH.	EACH	655.77	420.00	900.00	400.00	350.00	525.00	450.00	600.00
SHIRT BOY 24"/26" LENGTH	EACH	497.12	375.00	800.00	300.00	300.00	450.00	415.00	450.00
SCHOOL UNI. PANT,SHIRT BOYS	SUIT	950.00	683.33	937.50	700.00	700.00	760.00	700.00	590.00
SCHOOL UNI. KAMEEZ,SHAL.BOYS	SUIT	739.42	633.33	850.00	600.00	600.00	760.00	700.00	475.00
SCHOOL UNI. KAMEEZ,SHAL.GIRL	SUIT	803.85	562.50	900.00	700.00	725.00	760.00	700.00	560.00
FROCK W/WEAR GIRLS	EACH	1376.92	1200.00	900.00	600.00	500.00	1000.00	600.00	800.00
AWAMI-SUIT W & W(BOY) 24"/26	SUIT	1038.46	800.00	1037.50	800.00	750.00	1200.00	1000.00	690.00
AWAMI-SUIT W&W (GENTS)AV.QLTY	SUIT	1811.54	1400.00	1600.00	1200.00	1000.00	1200.00	1000.00	960.00
PULLOVER GENTS OXFORD/BON.	EACH	3180.00	3100.00	3200.00	2000.00	2000.00	2200.00	3100.00	3000.00
PULLOVER LADIES OXFORD/BON.	EACH	3120.00	3000.00	3000.00	1800.00	1800.00	2000.00	2320.00	2400.00
PULLOVER (GENTS) OTHERS A.QTY	EACH	976.92	900.00	1575.00	600.00	700.00	800.00	850.00	600.00
SECOND-HAND COAT FOR MEN	EACH	452.88	300.00	262.50	275.00	325.00	400.00	400.00	300.00
SECONDHAND SWEETER FOR MEN DUP QLTY	EACH	298.65	140.00	412.50	225.00	212.50	225.00	300.00	250.00
SECONDHAND WINTER JACKET	EACH	501.92	225.00	462.50	190.00	165.00	400.00	400.00	250.00
UNDERWEAR AV.QLTY MEDIUM SIZE	EACH	186.15	76.88	180.00	80.00	77.50	120.00	150.00	60.00
VEST FOR MEN AV.QLTY.	EACH	186.54	95.00	117.50	80.00	70.00	110.00	165.00	100.00
VEST/SHAMEEZ (WOMEN) AVG. QLTY	EACH	147.31	150.00	350.00	75.00	72.50	120.00	150.00	160.00
SOCKS NYLON (PAKISTANI)	PAIR	76.54	80.00	110.00	80.00	52.50	90.00	87.50	50.00
BRASSIER AV.QLTY.	EACH	186.54	111.25	250.00	137.50	82.50	135.00	180.00	100.00
BRASSIER SUP QLTY	EACH	343.46	200.00	400.00	365.00	365.00	300.00	280.00	200.00
DOPATTA GEORGETTE AV.QLTY.	EACH	243.08	200.00	350.00	325.00	310.00	225.00	300.00	250.00
DOPATTA COTTON AV GLTY	EACH	265.38	150.00	300.00	225.00	260.00	175.00	250.00	200.00
CHADDAR (W/WEAR) (2x2.5 MTR)	EACH	515.38	312.50	1000.00	350.00	350.00	290.00	520.00	400.00
LUNG/DHOTI(COTTON) AVG. QLTY	EACH	320.19	287.50	300.00	325.00	310.00	290.00	480.00	250.00
HANDKERCHIEF AVG. QLTY PAK	EACH	53.08	30.00	60.00	42.50	45.00	50.00	50.00	50.00
HANDKERCHIEF SUP. QLTY PAK	EACH	86.54	60.00	120.00	65.00	60.00	80.00	100.00	120.00
GLOVES AV QLTY	PAIR	65.00	60.00	82.50	75.00	65.00	90.00	60.00	150.00
AZARBAND COTTON AVG. QLTY	EACH	15.00	11.00	23.75	11.00	9.00	20.00	31.00	15.00
SEWING THREAD/REEL(ASLI PARI)	EACH	7.00	6.00	7.00	10.00	10.00	7.00	7.00	8.00
WASHING CHARGES PAINT & SHIRT	SUIT	73.08	115.00	50.00	60.00	50.00	65.00	100.00	70.00
DRY CLEANING SUIT COAT PANT	SUIT	319.23	286.67	150.00	200.00	200.00	300.00	285.00	200.00
WASHING CH. (KAMIZ-SHALWAR)	PAIR	73.46	75.00	80.00	50.00	50.00	55.00	65.00	50.00
TAILORING SHIRT	EACH	454.81	356.25	450.00	250.00	250.00	500.00	375.00	350.00
TAILORING CHARGES PANT (MEN)	EACH	738.46	696.88	500.00	300.00	250.00	700.00	550.00	600.00
TAILORING COAT-PANT SUIT	SUIT	5288.46	3450.00	4000.00	3000.00	3000.00	5000.00	3500.00	3200.00
TAILORING AWAMI-SUIT (MALE)	SUIT	650.96	646.88	600.00	500.00	400.00	600.00	750.00	500.00
TAILORING SUIT FEMALE	SUIT	709.62	456.25	500.00	500.00	400.00	600.00	750.00	300.00
GENTS SHOES PAUL BATA	PAIR	1199.00	1199.00	1199.00	1199.00	1199.00	1199.00	1199.00	1199.00

Contd.

7.11 Intercity Consumer Prices May, 2017

Description	Unit	Karachi	Hyder- abad	Nawab- shah	Mirpur- khas	Mithi	Sukkar	Larkana	Dadu
GENTS SANDAL BATA	PAIR	699.00	699.00	699.00	699.00	699.00	699.00	699.00	699.00
GENTS SPOUNG CHAPPAL BATA	PAIR	179.00	179.00	179.00	179.00	179.00	179.00	179.00	179.00
LADIES SANDAL BATA	PAIR	499.00	499.00	499.00	499.00	499.00	499.00	499.00	499.00
LADIES SPOUNG CHAPPAL BATA	PAIR	179.00	179.00	179.00	179.00	179.00	179.00	179.00	179.00
CHILD SHOE POWER LITE BATA	PAIR	599.00	599.00	599.00	599.00	599.00	599.00	599.00	599.00
GENTS SHOE, ART 1109 SERVICE	PAIR	999.00	999.00	999.00	999.00	999.00	999.00	999.00	999.00
NYLON JOGGER 27 SIZE 2-5 ***	PAIR	1299.00	1299.00	1299.00	1299.00	1299.00	1299.00	1299.00	1299.00
CHINA FOOT WEAR AV. QLTY (MALE) *	PAIR	780.77	550.00	447.50	450.00	400.00	625.00	750.00	800.00
CHINA FOOT WEAR AV. QLTY (FEMALE) *	PAIR	763.46	400.00	400.00	250.00	240.00	550.00	300.00	450.00
CHINA FOOT WEAR AV. QLTY (CHILDREN) *	PAIR	630.77	400.00	380.00	200.00	220.00	425.00	300.00	591.00
SHOE REPAIR HALF SOLE	PAIR	135.38	80.00	80.00	80.00	70.00	65.00	180.00	50.00
SHOES POLISH CHARGES AVERAGE SHOP	PAIR	22.12	20.00	20.00	15.00	10.00	18.75	20.00	10.00
HOUSE RENT (combined)	MONTH	10981.51	5815.04	3601.18	4790.12	3412.82	5824.00	4500.00	3370.69
rent 2	pm	10981.51	5815.04	3601.18	4790.12	3412.82	5824.00	4500.00	3370.69
RENT3	PM	10981.51	5815.04	3601.18	4790.12	3412.82	5824.00	4500.00	3370.69
RENT4	PM	10981.51	5815.04	3601.18	4790.12	3412.82	5824.00	4500.00	3370.69
RENT5	PM	10981.51	5815.04	3601.18	4790.12	3412.82	5824.00	4500.00	3370.69
RENT6	PM	10981.51	5815.04	3601.18	4790.12	3412.82	5824.00	4500.00	3370.69
SYNTHETIC ENEMAL ROBIALAC BALTI 3.64 LTR.	EACH	1880.00	1609.50	1600.00	1850.00	1850.00	1900.00	2100.00	1700.00
SYNTHETIC ENEMAL ICI BALTI 3.64 LTR.	EACH	1880.00	2070.00	1890.00	1850.00	1850.00	1900.00	2000.00	1700.00
CEMENT (LOCAL) SPECIFY BRAND NAME	BAG	571.15	585.00	570.00	540.00	540.00	580.00	580.00	570.00
BRICKS (NEW) IST CLASS	P/1000	11750.00	5000.00	6000.00	5500.00	6000.00	5800.00	5250.00	4250.00
CEMENT BLOCKS (6"x8"x12")	P/100	3246.15	2550.00	3800.00	0.00	0.00	0.00	0.00	2600.00
BAJREE	100CFT	4769.23	2862.50	2800.00	3250.00	4650.00	3500.00	3450.00	2400.00
SAND (BLACK PIT SAND)	K100CFT	0.00	1250.00	2500.00	0.00	2000.00	1500.00	1500.00	2000.00
TIMBER SHESHAM LOG IST QUALITY	cbmt.	60000.00	39600.00	28000.00	0.00	0.00	42510.00	44143.00	55500.00
IRON BAR (M.S. BAR) 1/2"	P/TON	72692.31	73000.00	76000.00	72000.00	72500.00	75000.00	75000.00	73000.00
CARPENTER WAGE RATE	P/DAY	861.54	1000.00	900.00	700.00	600.00	750.00	800.00	600.00
MASON (RAJ) WAGE RATE	P/DAY	1061.54	1000.00	1000.00	700.00	600.00	750.00	800.00	1000.00
UNSKILLED LABOUR WAGE RATE	P/DAY	663.46	600.00	450.00	400.00	400.00	400.00	400.00	450.00
PLUMBER WAGE RSTE	P/DAY	861.54	1000.00	800.00	700.00	600.00	750.00	600.00	450.00
ELECTICIAN WAGE RATE PER DAY **	P/DAY	700.00	1000.00	700.00	0.00	0.00	0.00	600.00	400.00
ELECTICIAN WAGE RATE PER POINT **	P/PNT	159.23	100.00	200.00	100.00	75.00	87.50	120.00	60.00
WATER CHARGES PER HOUSE	P/MONTH	157.00	230.00	40.00	20.00	200.00	57.50	150.00	35.00
ELECT.CHARGES UPTO 50 UNITS	P/UNIT	2.00	2.00	2.00	2.00	2.00	2.00	2.00	2.00
ELECT.CHARGES 01 - 100 UNIT	P/UNIT	6.18	6.18	6.18	6.18	6.18	6.18	6.18	6.18
ELECT.CHARGES 101 - 300 UNIT	P/UNIT	9.54	9.54	9.54	9.54	9.54	9.54	9.54	9.54
ELECT.CHARGES 301 - 1000 UNIT	P/UNIT	16.39	16.39	16.39	16.39	16.39	16.39	16.39	16.39
ELECT.CHARGES ABOVE 1000 UNIT	P/UNIT	18.39	18.39	18.39	18.39	18.39	18.39	18.39	18.39
ELEC	PM	10.50	10.50	10.50	10.50	10.50	10.50	10.50	10.50
GAS CHRg upto 3.3719 MMBUT	MMBTU	128.70	128.70	128.70	128.70	0.00	128.70	128.70	128.70
GAS CHRg 3.3719 - 6.7438 MMBUT	MMBTU	257.40	257.40	257.40	257.40	0.00	257.40	257.40	257.40
GAS CHRg 6.7438 - 10.1157 MMBUT	MMBTU	257.40	257.40	257.40	257.40	0.00	257.40	257.40	257.40
GAS CHRg10.1157 - 13.4876 MMBUT	MMBTU	702.00	702.00	702.00	702.00	0.00	702.00	702.00	702.00
GAS	PM	702.00	702.00	702.00	702.00	0.00	702.00	702.00	702.00
GAS	PM	409.50	409.50	409.50	409.50	0.00	409.50	409.50	409.50
KEROSENE OIL	LTR	97.88	81.00	92.50	88.00	95.00	69.50	85.00	100.00
FIREWOOD WHOLE	40 KG.	650.00	550.00	450.00	460.00	410.00	400.00	450.00	450.00
CHAIR SHESHAM WOOD WITH ARMS **	EACH	2034.62	900.00	2000.00	1000.00	1100.00	2000.00	2600.00	1500.00
CHAIR PLASTIC (CHAIRMAN) AVERAGE QUALITY	EACH	880.77	650.00	800.00	500.00	650.00	700.00	850.00	800.00
TABLE SHESHAM WOOD (4X2X5") ***	EACH	7153.85	3616.67	6000.00	2700.00	2900.00	4500.00	8000.00	5500.00
SOFASET WOODEN WITH FOAM SEAT **	SET	19461.54	11166.67	18000.00	13500.00	12500.00	12500.00	22750.00	20000.00
COT IRON (WITH NIWAR)AV.QLTY.	EACH	2544.23	1500.00	2500.00	2000.00	2000.00	2250.00	3600.00	2800.00
ALMIRAH (STEEL) 6'X3' 20 GUAGE	EACH	9826.92	6416.67	10000.00	6750.00	7150.00	12000.00	10000.00	16000.00
DINNING TABLE 6 CHAIRS A.QLTY	SET	15615.38	13500.00	20500.00	11000.00	11000.00	25000.00	18500.00	25000.00
SINGLE BED WITHOUT FOAM MED.	EACH	6153.85	5533.33	6800.00	3500.00	3800.00	12500.00	5000.00	6500.00
MATRESS SINGLE(4"THICK)	EACH	5200.00	6200.00	4800.00	6410.00	6410.00	4500.00	4750.00	6410.00
FARSHI DARI 12'X9' AV.QLTY	EACH	1492.31	866.67	1450.00	850.00	850.00	900.00	1350.00	800.00
DARI COTTON (6'x2 1/2') AV.QL	EACH	565.38	323.33	700.00	400.00	500.00	350.00	575.00	300.00
CARPET PLAIN AV. QLTY	SQFT.	66.73	40.00	45.00	45.00	45.00	32.50	90.00	21.00

Contd.

7.11 Intercity Consumer Prices May, 2017

Description	Unit	Karachi	Hyder- abad	Nawab- shah	Mirpur- khas	Mithi	Sukkar	Larkana	Dadu
QUILT (LIHAF) 3 KG. COTTON	EACH	1619.23	800.00	900.00	650.00	725.00	1000.00	950.00	600.00
BLANKET (90" x 54")	EACH	2907.69	2800.00	4125.00	2000.00	2200.00	3750.00	3100.00	3600.00
BEDSHEET SINGLE BED SUP.QLTY	EACH	832.69	400.00	700.00	400.00	400.00	500.00	850.00	600.00
BED SHEET DOUBLE WITH TWO PILLOW COVERS SUP QLTY	SET	1592.31	650.00	1300.00	600.00	600.00	900.00	1500.00	1100.00
TOWEL(3'x2') AV. QALTY	EACH	266.35	180.00	300.00	140.00	150.00	225.00	250.00	150.00
CEILING FAN 48" SUPER QLTY **	EACH	3861.54	2800.00	3000.00	2900.00	2900.00	3500.00	3950.00	3000.00
PEDESTAL FAN 22" SUPER QLTY	EACH	4600.00	4000.00	3800.00	4000.00	4000.00	4500.00	3800.00	4000.00
REFG. DAWLENCE 10 CFT. D.DOOR	EACH	33000.00	32000.00	28000.00	33000.00	33000.00	35000.00	33000.00	28500.00
D-FREEZER WAVES 8 CFT.	EACH	28100.00	27900.00	28000.00	28000.00	28000.00	32000.00	33000.00	26000.00
AIRCONDITIONER 1.5 TON PEL	EACH	40000.00	44000.00	43000.00	35000.00	35000.00	52000.00	47000.00	55000.00
SPLIT AIR CONDITIONER 1.5 TON (SPECIFY BRAND NAME)	EACH	43000.00	46000.00	44500.00	42000.00	42000.00	45000.00	49000.00	44500.00
AIRCOOLER SUPER ASIA	EACH	10500.00	9000.00	9000.00	9500.00	9800.00	12300.00	12500.00	11000.00
WASHING MACHINE SINGER	EACH	17000.00	17000.00	14700.00	17000.00	17000.00	16000.00	15600.00	14700.00
SEWING MACHINE(SINGER)	EACH	7210.00	7400.00	5200.00	7400.00	7400.00	7500.00	5860.00	5200.00
GIZER LARGE SIZE 30 GALLON CAPACITY SUP QLTY	EACH	22600.00	22650.00	22600.00	15000.00	15000.00	17000.00	18800.00	17000.00
GAS BURNER DOUBLE SPFY.BRAND	EACH	2198.08	1500.00	1800.00	1700.00	1700.00	2000.00	1850.00	2000.00
ELECT. IRON PHILIPS MDL.1120	EACH	1600.00	1700.00	2000.00	1250.00	1500.00	1700.00	2500.00	2000.00
ELECTRIC JUICER FOR APPLE	EACH	5163.46	3600.00	6000.00	3000.00	3000.00	2225.00	5000.00	3500.00
S.STEEL DEGHCHI MEDIUM SIZE ***	EACH	715.38	500.00	700.00	480.00	490.00	600.00	560.00	500.00
ALUMINIUM COOKING PAN (DEGCHI) MED SIZE	EACH	715.38	450.00	362.00	370.00	380.00	450.00	560.00	450.00
NON STICK COOKING PAN (DEGCHI) SUP. QLTY	EACH	915.38	550.00	1000.00	600.00	595.00	550.00	560.00	900.00
FRYING PAN STEEL AVG. QLTY MED. SIZE	EACH	381.73	200.00	350.00	260.00	260.00	300.00	500.00	200.00
TAWA IORN (MEDIUM SIZE) AVG. QLTY	EACH	365.38	218.75	312.50	250.00	250.00	300.00	375.00	280.00
S.STEEL PLATE A.QLTY.(M.SIZE)	EACH	93.27	40.63	83.00	55.00	60.00	70.00	120.00	80.00
TABLE SPOON S.STEEL SUP.QLTY.	DOZEN	270.00	300.00	320.00	250.00	280.00	400.00	1225.00	250.00
WATER SET JUG+6 GLASSES (OMROC)	SET	615.38	400.00	787.50	350.00	370.00	600.00	600.00	600.00
TEA SET PAK. CHINAWARE 21 PCS.	SET	1624.62	950.00	1700.00	1250.00	1450.00	1900.00	1350.00	2500.00
DINNER SET PLASTIC 72 PIECES SUPERIOR QLTY	SET	7153.85	3500.00	5000.00	2600.00	2200.00	6250.00	4650.00	6500.00
HOTPOT SET PLASTIC 3 PCS.	SET	1330.77	1150.00	1200.00	1000.00	1000.00	1500.00	1900.00	1200.00
BUCKET(BALTI) PLASTIC MED.SIZ	EACH	419.23	270.00	700.00	300.00	290.00	325.00	450.00	350.00
LOTA PLASTIC (MED SIZE) AVERAGE QUALITY	EACH	83.46	60.00	57.50	50.00	50.00	67.50	60.00	60.00
PRESURE COOKER 4 LTR.	EACH	1861.54	1500.00	1900.00	900.00	900.00	1425.00	1800.00	1300.00
WATER COOLER 9/10 LTR.PLASTIC ***	EACH	615.38	400.00	927.00	600.00	630.00	800.00	500.00	500.00
THERMOS STARVAC 1 LTR	EACH	413.17	400.00	550.00	350.00	350.00	650.00	500.00	500.00
BULB PHILIPS 100-WATTS	EACH	35.00	30.00	30.00	30.00	30.00	30.00	30.00	40.00
TUBE LIGHT PHILIPS 40 WATTS	EACH	100.00	100.00	100.00	110.00	110.00	97.50	100.00	120.00
ELECTRIC BLUBS "0" WATTE LOCAL	EACH	25.00	25.00	25.00	20.00	20.00	22.00	20.00	25.00
ELECTRIC BLUB ENERGY SAVER 14 WATTS	EACH	170.00	190.00	160.00	110.00	110.00	155.00	175.00	120.00
WASHING SOAP 250 GMS SPECIFY BRAND NAME	EACH	14.00	30.00	36.00	25.00	25.00	26.00	30.00	30.00
SURF EXCEL 400 GMS POLY BAG	EACH	130.00	130.00	130.00	130.00	130.00	107.00	125.00	104.00
WASHING POWDER 1000 GRM	EACH	185.00	155.00	180.00	175.00	175.00	185.00	185.00	150.00
WASHING POWDER (WHEEL/ BONUS) 100 GRAMS	EACH	95.00	95.00	93.00	85.00	90.00	95.00	85.00	90.00
CLEANSER POWDER VIM 1000 GM	PKT.	75.00	77.77	75.00	70.00	75.00	70.00	77.50	80.00
FINIS 500 ML	BOTTLE	180.00	225.00	200.00	125.00	125.00	180.00	170.00	250.00
PHNYLE TYPHONE/FINIS/CARRANITE 3 LITRES	BOTTLE	140.00	120.00	180.00	110.00	110.00	135.00	150.00	150.00
HARPIC	BOTTLE	150.00	155.00	150.00	145.00	145.00	145.00	155.00	145.00
BOOT POLISH CHERRY/KIWI 50ML	EACH	105.00	122.22	100.00	110.00	110.00	105.00	105.00	136.00
ROBIN BLUE (35 GRAMS)	PKT.	35.00	25.67	35.00	30.00	30.00	30.00	30.00	50.00
TISSU PAPER PERFUMED 100 PCS.	PKT	123.27	115.00	100.00	90.00	90.00	100.00	150.00	100.00
TOILET PAPER ROLL (R.PETEL)	P/ROLL	42.00	42.00	35.00	40.00	35.00	35.00	40.00	30.00
BOOT POLISH LIQUID CHEERY BLOSSOM KIWI 75 ML	BOTTLE	140.00	140.00	150.00	120.00	120.00	140.00	160.00	150.00
MATCH BOX SMALL	EACH	2.00	2.00	3.00	3.00	3.00	2.00	2.50	2.00
DRY CELL 1.5 VOLT(LOCAL)	EACH	15.00	15.00	25.00	20.00	20.00	35.00	20.00	25.00
HAND STITCHING NEEDLE M.SIZE	PACKET	9.31	6.00	8.00	5.00	5.00	10.00	10.00	6.00
SEWING MACHINE NEEDLE (SINGER)	EACH	5.00	6.00	9.00	5.00	5.00	10.00	7.00	5.00
HOUSEHOLD SERVANT FEMALE P/T	P/MNTH	2653.85	1025.00	2000.00	800.00	800.00	1625.00	2100.00	1500.00
MARRIAGE HALL WITH FURNITURE	P/HEAD	303.08	117.50	70.00	120.00	60.00	150.00	150.00	80.00
SEPTRAN TABLETS	10TAB.	19.30	20.00	15.00	16.00	15.75	17.00	19.30	20.00
BRUFEN TABS 200-MG.	10TAB.	10.00	10.00	10.00	10.00	10.00	10.00	12.00	10.00
PANADOL TAB. EXTRA/PLAIN	10TAB.	12.00	12.00	10.50	12.00	12.00	13.00	12.00	12.00

Contd.

7.11 Intercity Consumer Prices May, 2017

Description	Unit	Karachi	Hyder- abad	Nawab- shah	Mirpur- khas	Mithi	Sukkar	Larkana	Dadu
DISPRIN TAB.	10TAB.	13.00	12.00	12.00	13.00	13.00	12.50	12.86	12.00
TRISIL TAB.	10 TAB	10.00	10.00	10.00	10.00	10.00	10.00	10.00	10.00
FLAGYL TAB. 200 MG.	10TAB.	10.00	10.00	10.00	10.00	10.00	10.00	10.00	10.00
VENTOLIN TAB. 2MG.	10TAB.	10.00	10.00	10.00	10.00	10.00	10.00	10.00	10.00
DAONIL TAB. 5 MG.	10TAB.	17.00	17.00	18.00	17.00	17.00	17.00	16.83	17.00
ENTOX TAB.	10TAB.	15.00	15.00	15.00	10.00	10.00	15.00	10.00	15.00
RENITEC TAB. 5 MG.	10TAB.	58.50	58.50	60.00	58.00	58.00	60.00	57.00	58.50
CAC. 1000 TAB	BOTTLE	124.14	122.00	122.00	122.00	122.00	122.00	122.00	124.44
AMOXIL CAPSOLE 250 MG.S	10CAP.	35.70	40.00	37.75	35.00	35.00	40.00	35.00	35.60
CALCIUM SYRUP SANDOZ	BOTTLE	64.00	64.00	64.00	64.00	64.00	64.00	64.00	64.65
LEDERPLEX SYRUP	BOTTLE	52.00	52.00	52.00	52.74	52.74	50.00	52.74	52.14
SANCOS SYRUP (50 ML.)	BOTTLE	30.00	30.00	30.00	30.00	30.00	30.00	30.00	30.00
PHENERGAN SYRUP 120 ML.	BOTTLE	33.00	33.00	33.00	33.00	33.00	33.00	33.00	33.00
CALPOL SYRUP 60 ML.	BOTTLE	28.00	28.00	28.00	28.00	28.00	28.00	28.00	28.00
HYDRYLLIN SYRUP 120 ML.	BOTTLE	69.00	69.00	65.00	65.00	65.00	65.00	69.00	69.00
POLYFAX EYE OINTMENT	TUBE	21.00	21.00	21.00	21.00	21.00	22.00	21.00	21.00
BETNESOL EYE DROPS	BOTTLE	33.89	33.89	33.00	34.00	34.00	33.89	34.00	33.89
EAR DROPS (CARDISPORINE) ***	BOTTLE	25.00	25.00	21.00	23.00	23.00	21.00	21.00	21.00
BETNOVATE-N OINTMENT 5 GMS	TUBE	16.68	16.00	16.00	16.00	16.00	16.00	16.00	16.00
BURNOL CREAM 30 GRM	TUBE	55.42	55.42	55.42	55.42	55.42	55.42	55.42	55.42
VICKS VAPORUB/BALM	BOTTLE	36.00	36.00	36.00	36.00	36.00	36.00	36.00	36.00
GLYCRINE SMALL BOTTLE	BOTTLE	20.00	25.00	30.00	15.00	15.00	15.00	15.00	15.00
JOUHAR JOSHANDA	PKT.	10.00	8.00	7.00	8.00	8.00	8.00	10.00	10.00
GALXOS-D (450 GRMS)	PKT.	157.50	157.50	140.00	150.00	150.00	157.50	140.00	157.50
GRIFE-WATER WOODWARDS	BOTTLE	55.00	55.00	50.00	55.00	55.00	55.00	50.00	55.00
SANIPLAST ONE PUTTY	EACH	2.00	2.00	2.00	1.00	1.00	2.00	2.00	2.00
O.R.S. (NIMCOL)	PKT.	18.00	18.00	15.00	17.00	17.00	15.00	17.00	18.00
DETTOL (MEDIUM)	BOTTLE	65.00	65.00	65.00	65.00	65.00	80.00	65.00	65.00
COTTON BANDAGE 2" - 4"	EACH	8.62	8.00	8.00	15.00	15.00	11.25	15.00	10.00
THERMOMETER CHINA	EACH	45.00	40.00	40.00	40.00	35.00	40.00	40.00	50.00
DOCTOR (MBBS) CLINIC FEE	P/PAT.	129.23	100.00	200.00	100.00	100.00	100.00	300.00	200.00
URINE TEST (DR) CHARGES	P/TEST	129.23	90.00	140.00	70.00	70.00	170.00	100.00	50.00
BLOOD TEST (CP) CHARGES	P/TEST	265.38	212.50	300.00	200.00	200.00	290.00	200.00	200.00
SUGAR TEST (RANDOM/FASTING BOTH) CHARGES	P/TEST	315.38	160.00	240.00	200.00	200.00	200.00	240.00	120.00
ECG CHARGES	P/TEST	361.54	213.13	350.00	200.00	200.00	350.00	200.00	200.00
X-RAY (CHEST) CHARGES	P/X-RAY	330.77	312.50	400.00	200.00	200.00	300.00	400.00	200.00
CAR SUZUKI 800 CC (W/O. A/C)	EACH	650000.00	650000.00	630000.00	679000.00	0.00	630000.00	679000.00	0.00
CAR SUZUKI 1000 CC	EACH	1124000.00	1124000.00	1044000.00	1250000.00	0.00	0.00	0.00	0.00
CAR TOYOTA 1300 CC	EACH	1789000.00	1705750.00	1767500.00	0.00	0.00	0.00	0.00	0.00
CAR HONDA CIVIC	EACH	2349000.00	0.00	2053000.00	0.00	0.00	0.00	0.00	0.00
MOTORCYCLE HONDA CD-70.	EACH	63500.00	63500.00	63000.00	63500.00	63500.00	63500.00	63500.00	63500.00
MOTORCYCLE YAMAHA 100CC.	EACH	78600.00	79300.00	0.00	0.00	0.00	78500.00	79300.00	0.00
MOTOR CYCLE HERO 70 CC	EACH	45000.00	43000.00	44000.00	44500.00	0.00	43000.00	44000.00	0.00
BICYCLE WITH TYRES & TUBES	EACH	6303.85	7600.00	9000.00	7500.00	7900.00	8000.00	7900.00	7000.00
TYRE CAR WITH TUBE GENERAL	EACH	3500.00	2800.00	3800.00	3000.00	3200.00	3200.00	3600.00	3550.00
TYRE MOTOR CYCLE WITHOUT TUBE	EACH	842.31	900.00	1210.00	1200.00	1225.00	800.00	900.00	750.00
TYRE CYCLE SPECIFY BRAND NAME	EACH	298.46	350.00	400.00	380.00	390.00	350.00	360.00	420.00
TYRE CAR W/O TUBE	EACH	2700.00	2700.00	3200.00	3200.00	3260.00	2700.00	2700.00	3250.00
PETROL SUPER	LITRE	74.00	74.00	74.00	74.00	74.00	74.00	74.00	74.00
HIGH SPEED DIESEL HSD	LITRE	83.00	83.00	83.00	83.00	83.00	83.00	83.00	83.00
CNG	K.G.	74.99	74.99	0.00	73.99	0.00	73.99	74.99	74.99
GAS CYLINDER STAND. SIZE	EACH	990.00	1100.00	900.00	1000.00	1100.00	1210.00	1067.00	1100.00
MOTOR CYCLE SERVICE CHARGES	EACH	371.15	300.00	250.00	250.00	250.00	350.00	450.00	250.00
CAR SERVICE CHARGES	EACH	438.46	450.00	500.00	300.00	300.00	350.00	600.00	400.00
TYRE PUNCTURE CHARGES	EACH	50.00	60.00	70.00	70.00	50.00	75.00	80.00	80.00
CYCLE OVERHAULING CHARGES	EACH	203.85	300.00	275.00	200.00	200.00	300.00	300.00	200.00
CAR TAX FOR 800CC TO 1300CC	YEARLY	1750.00	1750.00	1750.00	1750.00	1750.00	1750.00	1750.00	1750.00
TRAIN FARE ECO. 1-100 KM.	P/KM.	0.68	0.68	0.68	0.68	0.00	0.68	0.68	0.68
TRAIN FARE ECO. 101-500 KM.	P/KM.	0.98	0.98	0.98	0.98	0.00	0.98	0.98	0.98
TRAIN FARE ECO. > 500 KM.	P/KM.	0.89	0.89	0.89	0.89	0.00	0.89	0.89	0.89

Contd.

7.11 Intercity Consumer Prices May, 2017

Description	Unit	Karachi	Hyder- abad	Nawab- shah	Mirpur- khas	Mithi	Sukkar	Larkana	Dadu
TRAIN FARE IST SLP. 1-100KM	P/KM.	2.10	2.10	2.10	2.10	0.00	2.10	2.10	2.10
TRAIN FARE IST SLP.101-500 KM	P/KM.	2.59	2.56	2.59	2.59	0.00	2.59	2.59	2.59
TRAIN FARE IST SLP. > 500 KM	P/KM.	1.99	1.99	1.99	1.99	0.00	1.99	1.99	1.99
TRAIN FARE A/C SLP. 1-100KM.	P/KM	5.76	5.76	5.76	5.76	0.00	5.76	5.76	5.76
TRAIN FARE A/C SLP.101-500KM	P/KM.	4.59	4.59	4.73	4.59	0.00	4.59	4.59	4.59
TRAIN FARE A/C SLP > 500KM.	P/KM	4.16	4.16	4.16	4.16	0.00	4.16	4.16	4.16
PLATEFORM TICKET	EACH	10.00	10.00	10.00	10.00	0.00	10.00	10.00	10.00
AUTO RICKSHAW FARES	KM/MIN	60.00	40.00	80.00	60.00	90.00	80.00	52.50	40.00
FULL TONGA CHARGES	KM/MIN	70.00	80.00	35.00	60.00	0.00	80.00	65.00	0.00
TAXI 4 SEATER FARE	KM/MIN	70.00	60.00	100.00	90.00	90.00	80.00	200.00	60.00
BUS FARE MIN (WITHIN CITY)	TICKET	10.00	10.00	0.00	10.00	0.00	0.00	0.00	0.00
BUS FARE MAX (WITHIN CIT	TICKET	15.00	15.00	0.00	10.00	0.00	0.00	0.00	0.00
BUS FARE OUTSIDE CITY	P/KM.	0.75	0.75	0.75	0.75	0.75	0.75	0.75	0.75
A/C BUS FARE OUTSIDE CITY	P/KM.	1.35	1.35	1.35	1.35	1.35	1.35	1.35	1.35
MINIBUS FARE MIN.WITH IN CITY	TICKET	10.00	10.00	0.00	0.00	0.00	0.00	0.00	0.00
MINIBUS FARE MAX.WITH IN CITY	TICKET	16.00	16.00	0.00	0.00	0.00	0.00	0.00	0.00
SUZUKI FARE MIN.WITH IN CITY	TICKET	10.00	10.00	0.00	10.00	0.00	10.00	10.00	0.00
SUZUKI FARE MAXIMUM W.IN CITY	TICKET	16.54	15.00	0.00	10.00	0.00	30.00	10.00	0.00
AIR FARE ECONOMY CLASS.	P/KM.	19.26	19.26	19.26	0.00	0.00	19.26	19.26	0.00
POSTAL ENVELOPE DOMESTIC	EACH	8.00	8.00	8.00	8.00	8.00	8.00	8.00	8.00
ENVELOPE FOR SAUDI ARABIA	EACH	50.00	50.00	50.00	50.00	50.00	50.00	50.00	45.00
POSTAL REGISTRATION CHARGES	EACH	38.00	38.00	38.00	38.00	38.00	38.00	38.00	28.00
U.M.S. REG CHARGES MIN.	EACH	59.00	59.00	60.00	60.00	60.00	59.00	60.00	60.00
T.C.S. CH. MIN.WITH IN ZONE	EACH	160.00	150.00	150.00	110.00	110.00	110.00	150.00	120.00
TELEPHONE CHARGES LOCAL CALL	P/CALL	3.94	3.94	3.94	3.94	3.94	3.94	3.94	3.94
TEL CHARGES OUT SIDE CITY	P/CALL	3.94	3.94	3.94	3.94	3.94	3.94	3.94	3.94
INTERNET CHARGES	P/HOUR	20.00	25.00	30.00	20.00	20.00	30.00	20.00	30.00
MOBILE CELL CHARGES	P/UNIT	3.00	3.00	3.06	3.00	3.00	5.00	3.50	3.06
FAX CHARGES (LOCAL)	P/PAGE	15.00	20.00	15.00	15.00	20.00	20.00	22.50	20.00
TELEPHONE SET AV. QLTY	EACH	1084.62	600.00	500.00	600.00	650.00	562.50	1200.00	550.00
MOBILE SET NOKIA/SONY/ERICSON/SAMSUNG WITHOUT CAMERA	EACH	2600.00	2600.00	3200.00	2250.00	2300.00	2700.00	3200.00	2400.00
T.V. 20" COLORED WEGA H-A21.	EACH	19500.00	19000.00	4000.00	18000.00	18000.00	17500.00	20500.00	14000.00
T.V 20" COLOR CHINA/KORIA)	EACH	14000.00	13000.00	11000.00	10000.00	10000.00	12000.00	9000.00	11000.00
V.C.P. PANASONIC/LG/NAT	EACH	4000.00	5000.00	5000.00	6000.00	6000.00	5600.00	4800.00	4500.00
DVD/VCD PLAYER PANASONIC/LG	EACH	4500.00	3500.00	2000.00	3500.00	3000.00	4500.00	3000.00	2200.00
RADIO WITH C.PLAYER NATIONAL	EACH	2009.62	3500.00	3500.00	1500.00	1500.00	2000.00	2800.00	2000.00
PERSONNEL COMPUTER (BRANDED)	EACH	43384.62	35000.00	58000.00	46000.00	46000.00	45000.00	45000.00	27000.00
VID. CASSETTE BLK. TDK/SONY	EACH	140.00	140.00	200.00	120.00	120.00	140.00	170.00	160.00
COM. C.D. (TDK/IMATION)	EACH	50.00	80.00	60.00	50.00	55.00	50.00	50.00	50.00
TAPE RECORDER CASSETTE BLANK	EACH	50.00	60.00	50.00	50.00	55.00	50.00	50.00	50.00
VIDEO GAME SEGA 16 BYTE	EACH	1400.00	1100.00	1100.00	1800.00	0.00	1350.00	1500.00	1150.00
CINEMA A/C. HIGH CLASS	TICKET	150.00	60.00	0.00	30.00	0.00	0.00	0.00	0.00
CINEMA NON-A/C HIGH CLASS	TICKET	120.00	40.00	50.00	20.00	0.00	0.00	60.00	35.00
CABLE CHARGES	PER MONT	400.00	300.00	250.00	300.00	200.00	300.00	375.00	300.00
TV.LICENCE FEE DOMESTIC	YEARLY	420.00	420.00	420.00	420.00	420.00	420.00	420.00	420.00
ENGLISH BOOK CLASS V1	EACH	56.65	56.65	56.65	56.65	56.65	56.65	56.65	56.65
ENGLISH BOOK CLASS IX OR X	EACH	43.15	43.15	43.15	43.15	43.15	43.15	43.15	43.15
ENG. BOOK IST.YR COMPLETE SET	EACH	118.15	118.15	118.15	118.15	118.15	118.15	118.15	118.15
ENGLISH BOOK BA/B.SC	EACH	150.00	150.00	150.00	150.00	150.00	150.00	150.00	150.00
URDU BOOK CLASS V (T.B.BORD)	EACH	64.80	64.80	64.80	64.80	64.80	64.80	64.80	64.80
URDU BOOK CLASS IX/X(T.B.B)	EACH	53.35	53.35	53.35	53.35	53.35	53.35	53.35	53.35
URDU BOOK IST.YEAR/INTER	EACH	46.10	46.10	46.10	46.10	46.10	46.10	46.10	46.10
URDU BOOK BA/B.SC	EACH	120.00	120.00	120.00	120.00	120.00	120.00	120.00	120.00
MATHS BOOK CALSS V (T.B.B)	EACH	117.25	117.25	117.25	117.25	117.25	117.25	117.25	117.25
MATHS BOOK CLASS IX OR X	EACH	191.85	191.85	191.85	191.85	191.85	191.85	191.85	191.85
MATHS BOOK IST.YEAR (T.B.B)	EACH	115.90	115.90	115.90	115.90	115.90	115.90	115.90	115.90
PAKISTAN STUDIES BOOK BA/B.SC	EACH	125.00	125.00	125.00	125.00	125.00	125.00	125.00	125.00
DAILY "DAWN"	P/COPY	20.00	19.00	19.00	20.00	20.00	19.00	20.00	20.00
DAILY "JANG"	P/COPY	13.00	12.00	12.00	13.00	13.00	12.00	13.00	13.00
DAILY "NAWA-E-WAQT"	P/COPY	13.00	12.00	12.00	13.00	13.00	12.00	13.00	13.00

Contd.

7.11 Intercity Consumer Prices May, 2017

Description	Unit	Karachi	Hyder- abad	Nawab- shah	Mirpur- khas	Mithi	Sukkar	Larkana	Dadu
WEEKLY "AKHBAR-E-JAHAN"	P/COPY	55.00	55.00	55.00	55.00	55.00	55.00	55.00	55.00
WEEKLY "MAG"	P/COPY	45.00	45.00	45.00	45.00	45.00	45.00	45.00	45.00
MONTHLY "NAUNEHAL DIGEST"	P/COPY	35.00	35.00	35.00	35.00	35.00	35.00	35.00	35.00
PAPER FOOLSCAPE (27"x17")	QUIRE	46.54	45.00	27.00	30.00	25.00	45.00	52.50	35.00
EXERCISE.BOOK LINED 80/100 PGS	EACH	36.54	25.00	30.00	20.00	15.00	40.00	30.00	20.00
PENCILGOLDFISH/DEER	EACH	7.00	7.00	6.00	8.00	8.00	6.00	6.00	6.00
PEN INK DOLLOR 57 ML BOTTLE	EACH	25.00	25.00	20.00	30.00	30.00	25.00	25.00	20.00
PHOTOSTATE PAPER 70 GM	PRT	480.00	225.00	360.00	320.00	350.00	400.00	350.00	340.00
BALL PEN (local)	EACH	8.00	6.00	7.00	10.00	10.00	7.00	7.00	8.00
FOUNTAIN PEN HERO/WINGS/CHINA	EACH	40.00	35.00	50.00	20.00	25.00	40.00	50.00	30.00
PRIVATE SCHOOL FEE ENGLISH MEDIUM AVERAGE STANDARD (CLASS I)	P/MONTH	1150.00	1250.00	1500.00	700.00	500.00	1500.00	1350.00	1760.00
PRIVATE SCHOOL FEE ENGLISH MEDIUM AVERAGE STANDARD (CLASS V)	P/MONTH	1242.31	1237.50	2100.00	1000.00	500.00	1500.00	1450.00	2185.00
PRIVATE SCHOOL FEE ENGLISH MEDIUM AVERAGE STANDARD (CLASS VI)	P/MONTH	1800.00	1200.00	2700.00	1000.00	700.00	1800.00	1450.00	2185.00
PRIVATE SCHOOL FEE ENGLISH MEDIUM AVERAGE STANDARD (CLASS X)	P/MONTH	1800.00	1575.00	4000.00	1200.00	700.00	1800.00	1650.00	2415.00
PRIVATE MEDICL COLLEGE FEE MBBS (IST YEAR)	P/MONTH	54166.66	57250.00	0.00	40000.00	0.00	0.00	0.00	0.00
PRIVATE ENGINEERING COLLEGE FEE (ISTR YEAR)	P/MONTH	9167.00	0.00	0.00	0.00	0.00	0.00	0.00	0.00
GOVT. COLLEGE FEE IST. YEAR	MONTH	55.00	35.00	45.83	35.00	35.00	35.00	27.50	27.50
GOVT. COLLEGE FEE 4TH. YEAR	MONTH	81.55	75.00	67.50	67.50	70.00	67.50	75.00	60.00
GOVT. UNIVERSITY FEE MSC.	MONTH	1500.00	1000.00	1550.00	354.17	354.17	0.00	0.00	354.17
GOVT. MED. COLLEGE FEE MBBS	MONTH	2658.00	2200.00	1466.67	0.00	2000.00	2750.00	5020.83	2000.00
GOVT. ENGG. COLL. FEE I YEAR	MONTH	2068.00	1083.00	500.00	0.00	0.00	0.00	666.66	0.00
COACHING FEE FOR CLASS IX/X	P/MONTH	1800.00	500.00	2500.00	700.00	800.00	1000.00	700.00	700.00
COACHING CHARGES FOR CLASS IST YEAR/INTER (SCIENCE)	P/MONTH	2000.00	1000.00	4000.00	1000.00	900.00	2000.00	1000.00	1000.00
COACHING CHARGES FOR CLASS IST YEAR/INTER (COMMERCE)	P/MONTH	1830.77	600.00	3000.00	700.00	1000.00	1080.00	800.00	500.00
I.T. TUITION FEES	P/MONTH	3000.00	2000.00	915.00	0.00	0.00	1750.00	2033.33	600.00
MBA TUITION FEES	P/MONTH	8153.85	2500.00	2000.00	0.00	0.00	8200.00	2205.00	0.00
BREAD TANDOORI ST. SIZE	EACH	10.00	10.00	10.00	8.00	8.00	10.00	7.50	6.00
COOKED MUTTON (AV. HOTEL)	PLATE	136.15	150.00	150.00	125.00	130.00	175.00	150.00	70.00
COOKED BEEF (AV. HOTEL)	PLATE	80.38	77.50	70.00	80.00	50.00	100.00	100.00	50.00
COOKED DAL (AV. HOTEL)	PLATE	60.38	52.50	65.00	50.00	50.00	50.00	65.00	50.00
CHICKEN BIRYANI FULL/DOUBLE	PLATE	153.08	140.00	100.00	100.00	100.00	165.00	200.00	120.00
TEA PREPARED (ORDINARY)	CUP	21.54	20.00	25.00	30.00	25.00	27.50	27.50	20.00
HAIRCUT CHARGES FOR MEN	P/CUT	79.23	75.00	100.00	50.00	50.00	70.00	110.00	60.00
BEAUTY PORL HAIR STYL CHARGE	P/STY.	457.69	350.00	250.00	150.00	100.00	175.00	375.00	250.00
SHAVING CHARGES	PER SHV	43.08	40.00	50.00	20.00	20.00	35.00	60.00	30.00
LIPSTICK S.MISS/MEDORA	EACH	120.00	120.00	120.00	120.00	120.00	100.00	120.00	90.00
NAIL POLISH S.MISS/MEDORA	EACH	110.00	110.00	95.00	110.00	110.00	85.00	80.00	50.00
PERFUME MED.SIZE MEDORA/BROACH	EACH	220.00	120.00	200.00	220.00	220.00	120.00	220.00	185.00
HAIR-OIL AMLA/CHAMBELI	BOTTLE	120.00	120.00	130.00	120.00	120.00	130.00	120.00	120.00
TOILET SOAP LUX 95 GRAMS	EACH	43.07	46.14	42.00	35.00	35.00	46.00	40.53	44.00
TOILET SOAP LIFEBOUY 140 GRM	EACH	42.00	43.86	45.00	36.00	36.00	40.00	47.00	47.00
TOILET SOAP SAFEGUARD BATH SIZE	EACH	48.00	48.00	46.00	48.00	48.00	46.00	48.00	48.00
TOOTHPASTE MACKLINES 70 GRM	EACH	50.00	50.00	50.00	50.00	50.00	50.00	50.00	50.00
TOOTHPAST MED SIZE CLGATE 70 GMS	EACH	60.67	65.00	65.00	60.00	60.00	65.00	65.00	65.00
TOOTHBRUSH SHEILD A/PLAQUE	EACH	35.00	35.00	40.00	35.00	40.00	45.00	40.00	35.00
TOOTHPOWDER DENTONIC 90 GRM	EACH	32.00	32.00	28.00	22.00	25.00	28.00	35.00	25.00
HAIR-COLOUR BEGIN (6 GMS)	EACH	105.00	110.00	100.00	110.00	100.00	100.00	110.00	100.00
HAIR COLOUR (KALAKOLA)	BOTTLE	130.00	130.00	130.00	130.00	130.00	130.00	135.00	130.00
FACECREAM PONDS (MEDIUM)	EACH	120.00	120.00	110.00	120.00	120.00	120.00	120.00	120.00
TALC POWDER VICE ROAY,B.CAT	EACH	145.00	145.00	130.00	150.00	160.00	150.00	160.00	145.00
BLADE TREET ORDINARY 10'S	PKT.	40.00	40.00	42.00	40.00	40.00	45.00	45.00	40.00
BLADE 7-O-CLOCK STAIN. 5'S	PKT.	35.00	35.00	35.00	30.00	32.00	38.00	32.50	35.00
SHAMPOO SUNSILK/PAINTIN 100 ML	BOTTLE	110.00	110.00	110.00	99.00	99.00	100.00	110.00	100.00
BEAUTY CREAM (FAIR & LOVELY)	EACH	115.00	75.00	185.00	200.00	200.00	185.00	185.00	200.00
HAIR REMOVING CREAM (EU-CREAM)	TUBE	65.00	65.00	65.00	65.00	65.00	65.00	65.00	65.00
GEL MEDIUM SIZE	BOTTLE	60.00	60.00	65.00	55.00	75.00	70.00	100.00	120.00
DISPOSABLE RAZOR GILLET-II	EACH	40.00	45.00	45.00	40.00	40.00	45.00	40.00	40.00
SHAVING CREAM TOUCH-ME/ADM.	EACH	65.00	65.00	70.00	55.00	60.00	55.00	70.00	60.00
GOLD TEZABI 24 CT	10 GM.	42738.00	41501.00	42500.00	42438.00	42438.00	44200.00	42006.00	41750.00
SILVER TEZABI 24 CT	10 GM.	596.00	561.00	750.00	617.00	617.00	625.00	625.00	700.00
ARTIFICIAL JEWELLARY SET	SET	1267.31	500.00	1700.00	375.00	500.00	600.00	1750.00	250.00
WRIST WATCH GENTS CITIZEN (ORIGINAL) ***	EACH	2861.54	3100.00	3750.00	2500.00	2600.00	2600.00	3050.00	2500.00
WRIST WATCH LADIES CITIZEN (ORIGINAL) ***	EACH	2861.54	3050.00	3750.00	2500.00	2600.00	2500.00	2550.00	2500.00
WALL CLOCK QUARTZ AV.QLTY	EACH	500.96	312.50	500.00	350.00	300.00	450.00	500.00	250.00
SUITCASE REXIN (24"x16"x6")	EACH	1688.46	975.00	1600.00	900.00	900.00	1550.00	1500.00	1300.00
TRUNK MEDIUM SIZE ***	EACH	1900.00	1450.00	3000.00	1200.00	1150.00	3125.00	1250.00	1200.00
PURSE LADIES (LEATHER) AVERAGE QUALITY	EACH	1759.62	600.00	1500.00	650.00	555.00	600.00	1275.00	400.00

7.11 Intercity Consumer Prices May, 2017

Description	Unit	Peshawar	Mardan	Abbott- abad	Bannu	D.I. Khan	Mingora
WHEAT	10 KG.	343.33	350.00	450.00	330.00	31.63	320.00
WHEAT FLOUR FINE/SUPERIOR.	KG.	42.83	40.50	50.00	39.00	37.88	41.00
WHEAT FLOUR AVG. QLTY	KG.	37.50	36.50	40.00	38.00	35.00	38.00
WHEAT FLOUR BAG	10 KG.	375.83	365.00	400.00	375.00	366.25	380.00
MAIDA	KG.	52.00	50.00	52.50	51.00	45.50	60.00
SUJI	KG.	55.00	46.50	55.00	49.00	48.00	60.00
BESAN AV. QLTY.	KG.	133.33	150.00	162.50	145.00	147.50	160.00
RICE BASMATI SUP. QLTY.	KG.	112.08	120.00	130.00	115.00	91.25	120.00
RICE BASMATI 385/386	KG.	97.50	95.00	85.00	102.50	80.50	70.00
RICE BASMATI BROKEN AV.QLTY	KG.	71.67	70.00	85.00	52.50	59.50	50.00
RICE IRRI-6 (SINDH/PUNJAB)	KG.	47.50	47.50	50.00	60.00	47.50	60.00
VERMICELLI	KG.	75.00	71.00	90.00	70.00	72.50	80.00
BREAD PLAIN MEDIUM SIZE	EACH	35.00	35.00	35.00	35.00	30.00	40.00
RUSK (PAPAY)	KG.	200.00	200.00	160.00	140.00	147.50	260.00
BISCUITS-PACKED	PKT	34.17	35.00	40.00	40.00	37.50	33.75
BISCUIT-BAKERY (LOOSE)	250 GM	69.58	68.75	55.00	61.25	55.00	70.00
CORNFLAKS FAUJI 225 GM.	PKT	204.67	210.00	202.50	175.00	159.00	170.00
SAMOSA (VEGATABLE)	EACH	7.67	8.00	10.00	17.50	10.00	10.00
PASTRY AV.QLTY.	EACH	23.33	20.00	17.50	20.00	25.00	20.00
PATTIES (VEGATABLES)	EACH	23.33	20.00	20.00	30.00	20.00	15.00
NIMCO	250 GM	48.33	45.00	45.00	57.50	51.25	50.00
CHIPS	250 GM	55.00	50.00	80.00	62.50	55.00	60.00
BEEF WITH BONE AV.QLTY.	KG	307.50	280.00	275.00	300.00	275.00	300.00
MUTTON AV.QLTY.	KG	650.00	600.00	650.00	522.50	575.00	600.00
CHICKEN FARM BROILER (LIVE)	KG	160.00	160.00	140.00	165.00	142.50	169.00
FISH-RAHU MEDIUM SIZE	KG	240.00	250.00	280.00	370.00	280.00	225.00
MILK FRESH (UNBOILED)	LTR.	85.00	80.00	90.00	80.00	72.50	100.00
CURD	KG.	98.33	100.00	100.00	87.50	77.50	110.00
MILK TETRA PACK 1/2 LTR.	PKT.	60.00	60.00	59.00	60.00	58.00	55.00
LACTOGEN 400 GRAMS	PKT.	424.58	440.00	440.00	440.00	438.00	435.00
POWDER MILK NIDO 400GM.	PKT	363.33	380.00	360.00	358.97	385.00	390.00
MILK POWDER LOOSE/PACKED	KG.	406.67	370.00	530.00	540.00	430.00	450.00
BUTTER LOCAL PACKED	50 GM.	25.00	60.00	25.00	45.00	32.50	25.00
EGGS FARM	DOZ	92.50	100.00	84.00	97.50	100.00	90.00
MUSTARD OIL AV.QLTY.	KG.	211.67	235.00	240.00	180.00	190.00	220.00
COOKING OIL (DALDA)	2.5LTR	470.00	465.00	472.50	475.00	438.75	450.00
COOKING OIL (PAKWAN) OTHER BRAND SPECIFY	2.5 LTR	360.00	350.00	370.00	425.00	440.00	407.00
VEGETABLE GHEE TIN	2.5KG.	460.00	460.00	470.00	470.00	407.50	410.00
VEGETABLE GHEE (LOOSE)	KG.	158.33	155.00	150.00	162.50	155.00	160.00
DATES AV.QLTY.	KG.	166.67	210.00	190.00	205.00	157.50	250.00
PISTACHIO AV.QLTY.	50 GM.	71.67	80.00	100.00	87.50	60.00	60.00
ALMONDS WHOLE AV.QLTY.	KG.	678.33	635.00	475.00	682.50	461.25	650.00
COCONUT DRY AV.QLTY.	KG.	281.67	310.00	400.00	330.00	300.00	300.00
RAISINS AV.QLTY.	50 GM.	19.17	20.00	20.00	13.50	14.75	14.00
GROUNDNUTS (WITH SHELL)	KG.	190.00	180.00	200.00	170.00	140.00	160.00
MALTA/MOSAMBI	DOZ	0.00	0.00	0.00	0.00	0.00	0.00
KINNU	DOZ	163.33	160.00	45.00	75.00	132.50	100.00
APPLE	KG	135.00	200.00	150.00	145.00	180.00	157.50
ALOO BUKHARA	KG	250.00	0.00	0.00	250.00	102.50	0.00
POMEGRANATE (ANNAR)	KG	0.00	0.00	0.00	0.00	0.00	0.00
GRAPES	KG	0.00	0.00	0.00	0.00	0.00	0.00
BANANAS	DOZ	91.67	90.00	120.00	72.50	58.75	80.00
MANGO KALMI	KG	165.00	0.00	155.00	120.00	119.00	0.00
GUAVA	KG	0.00	0.00	0.00	0.00	0.00	0.00
WATERMELON (TURBOOZ)	KG	30.00	30.00	30.00	25.00	25.00	30.00
MUSKMELON (KHARBOOZA)	KG	56.67	40.00	75.00	45.00	40.00	25.00
SWEETMELON (GARMA)	KG	0.00	0.00	0.00	0.00	0.00	0.00
PULSE MASOOR (WHOLE)	KG.	104.67	130.00	135.00	120.00	118.75	110.00
PULSE MASOOR (WASHED)	KG.	103.33	130.00	140.00	120.00	137.50	105.00
PULSE MOONG (WASHED)	KG.	105.50	125.00	119.00	100.00	132.50	100.00

Contd.

7.11 Intercity Consumer Prices May, 2017

Description	Unit	Peshawar	Mardan	Abbott- abad	Bannu	D.I. Khan	Mingora
PULSE MASH (WASHED)	KG.	176.17	170.00	202.50	195.00	255.00	160.00
PULSE GRAM	KG.	128.33	125.00	155.00	120.00	133.50	120.00
GRAM WHOLE BLACK AV.QLTY.	KG.	140.00	120.00	150.00	100.00	87.50	140.00
GRAM WHOLE YELLOW AV.QLTY	KG.	188.17	185.00	187.50	152.50	171.25	195.00
BEANS (LAL LOBIA)	KG.	137.50	125.00	150.00	125.00	115.00	135.00
POTATOES	KG	35.00	30.00	40.00	30.00	32.50	40.00
ONION	KG	34.17	35.00	25.00	32.50	27.50	30.00
TURNIP	KG	0.00	0.00	0.00	0.00	0.00	0.00
RADISH	KG	0.00	0.00	0.00	0.00	0.00	0.00
TOMATOES	KG	47.50	30.00	35.00	36.25	32.50	30.00
CABBAGE	KG	0.00	0.00	0.00	0.00	0.00	0.00
CAULIFLOWER	KG	0.00	0.00	0.00	0.00	0.00	0.00
BRINJAL	KG	43.33	40.00	35.00	30.00	27.50	40.00
PUMPKIN	KG	46.67	40.00	0.00	30.00	43.75	0.00
BOTTLEGOURD	KG	53.33	30.00	40.00	32.50	0.00	40.00
LADY FINGER	KG	80.00	60.00	65.00	55.00	41.25	60.00
PEAS	KG	0.00	0.00	0.00	0.00	0.00	0.00
SPINACH	KG	0.00	0.00	0.00	0.00	0.00	0.00
TINDA	KG	38.33	20.00	45.00	33.75	37.50	30.00
TURAI	KG	50.00	60.00	55.00	52.50	40.00	70.00
KARAILA	KG	51.67	80.00	55.00	76.25	47.50	60.00
ARVI	KG	0.00	0.00	0.00	0.00	0.00	0.00
CHILLIES GREEN	KG	86.67	100.00	100.00	120.00	125.00	80.00
CARROT	KG	0.00	0.00	0.00	0.00	0.00	0.00
COCUMBER (KHEERA)	KG	35.00	30.00	25.00	20.00	40.00	30.00
LEMON	250GM	53.33	40.00	55.00	42.50	27.50	70.00
SUGAR REFINED	KG.	59.00	58.00	60.00	58.00	55.00	60.00
GUR AV.QLTY	KG.	96.67	85.00	100.00	95.00	66.00	80.00
HONEY LANGANESE 500 GM.	BOTTLE	876.67	840.00	920.00	750.00	800.00	500.00
MILO 200 GM.	BOTTLE	216.67	225.00	280.00	200.00	220.00	200.00
CUSTARD POWDER RAFHAN 300 GM.	PKT	78.33	80.00	80.00	85.00	80.00	80.00
TOFFEE (HILAL)	EACH	1.67	2.00	1.00	1.00	1.00	1.00
CHOWKELATE CANDY (SMALL SIZE)	EACH	5.00	5.00	5.00	5.00	5.00	5.00
SWEETMEAT (MIXED)	KG	270.00	260.00	240.00	190.00	247.50	280.00
ICE CREAM WALLS	CUP.	40.00	40.00	40.00	40.00	40.00	40.00
ICE	KG	10.00	5.00	10.00	12.50	10.00	25.00
JAM AHMED/MITCHELLES	BOTTLE	138.33	140.00	140.00	110.00	140.00	130.00
SQUASH-MITCHELLES	BOTTLE	165.00	165.00	165.00	160.00	160.00	165.00
ROOH AFZA	BOTTLE	166.67	160.00	165.00	170.00	162.50	180.00
JAM-E-SHIREEN	BOTTLE	176.67	170.00	180.00	160.00	163.75	180.00
SAUNF	50 GM	20.00	15.00	20.00	15.00	10.00	10.00
CINAMON LOOSE AV. QLTY	50 GM.	21.67	20.00	20.00	30.00	20.00	22.00
CUMINSEED WHITE NATIONAL	50 GM.	53.33	54.00	56.00	50.00	76.00	50.00
PEPPER BLACK NATIONAL	50 GM.	110.00	110.00	105.00	96.00	100.00	96.00
CLOVES LOOSE AV.QLTY	50 GM.	126.67	100.00	100.00	107.50	60.00	90.00
CARDAMOM LARGE LOOSE AV.QLTY	50 GM.	180.00	170.00	100.00	90.00	70.00	125.00
CARDAMOM SMALL AV.QLTY	50 GM.	118.33	122.50	110.00	120.00	66.50	100.00
SALT-POWDERED (LAHOR) LOOSE	KG.	10.00	10.00	10.00	12.00	5.00	15.00
SALT POWDERED (NATIONAL/SHAN)	PKT	25.00	25.00	25.00	20.00	25.00	20.00
CHILLIES POWD.NATIONAL 200GM	PKT	105.00	105.00	105.00	105.00	105.00	116.00
CHILLIES POWDER LOOS	KG.	270.00	260.00	320.00	262.50	237.50	240.00
CORRIANDER SEED POWD.NATIONAL	PKT	104.00	104.00	105.00	104.00	58.00	116.00
CORRIANDER SEED (LOOSE)	KG.	276.67	240.00	320.00	280.00	200.00	200.00
TURMERIC POWD.NATIONAL 50GM	PKT.	35.00	35.00	35.00	35.00	35.00	40.00
CURRY POWD. NATIONAL 200 GM	PKT.	87.00	87.00	87.00	87.00	97.50	87.00
TOMATO KETCHUP AHMED/MITCHL	BOTTLE	116.67	105.00	90.00	70.00	95.00	120.00
PICKLES AHMED/MITCHELLES	BOTTLE	122.50	110.00	140.00	100.00	95.00	110.00
VINEGAR SYNTHETIC (SIRKA)	BOTTLE	93.33	65.00	85.00	40.00	60.00	100.00
GARLIC	KG	253.33	220.00	200.00	280.00	145.00	100.00
GINGER	KG	166.67	120.00	160.00	260.00	210.00	120.00

Contd.

7.11 Intercity Consumer Prices May, 2017

Description	Unit	Peshawar	Mardan	Abbott- abad	Bannu	D.I. Khan	Mingora
TAPAL DANEDAR TEA 200GM PACKET	PKT	178.94	157.89	170.00	158.00	175.00	150.00
TEA LIPTON YELLOW LABEL 200GM.	PKT.	205.00	178.95	195.00	205.25	195.00	195.00
TEA LOOSE KENYA AV.QLTY 250GM.	PKT.	176.67	170.00	190.00	180.00	135.00	175.00
COFFEE-NESCAFE 75 GM. **	BOTTLE	335.00	350.00	320.00	290.00	350.00	360.00
COLD DRINK (STANDARD SIZ)	BOTTLE	26.67	30.00	25.00	25.00	25.00	25.00
FRUIT JUICE TETRA PACK	PKT.	15.00	15.00	25.00	17.50	20.00	30.00
MINERAL WATER NESTLE 1.5 LTR	BOTTLE	46.67	50.00	50.00	50.00	50.00	50.00
CIGARETTES K-2 10'S **	PKT	70.00	70.00	45.00	64.00	50.00	66.00
CIGARETTES CAPSTAN 10'S **	PKT	73.33	75.00	75.00	80.00	70.00	70.00
CIGARETTES GOLD LEAF 20'S	PKT	140.00	140.00	135.00	150.00	130.00	130.00
CIGARETTES MORVEN GOLD 20'S	PKT	70.00	72.50	75.00	80.00	60.00	71.50
BETEL LEAVES	50GM.	80.00	110.00	90.00	80.00	50.00	60.00
BETEL NUTS	KG.	486.67	500.00	420.00	300.00	280.00	400.00
LONG CLOTH 57" GUL AHMED/AL-KARAM	METER	300.00	300.00	250.00	180.00	227.50	320.00
SHIRTING AV.QLTY.	METER	283.33	300.00	225.00	150.00	150.00	182.50
PANT CLOTH W & WEAR AV.QLTY	METER	366.67	362.50	400.00	690.00	265.00	650.00
LAWN PRINTED GUL AHMED/AL-KARAM	METER	360.00	380.00	460.00	192.50	260.00	185.00
GEORGETTE AV.QLTY	METER	120.00	120.00	250.00	100.00	90.00	115.00
LINEN AV.QLTY ***	METER	153.33	175.00	150.00	148.75	80.00	145.00
HEAVY WT SUITING LAWERNCPUR AVG QLTY	METER	2800.00	2800.00	1850.00	950.00	750.00	2250.00
HEAVY WT SUITING LAWERNCPUR SUP QLTY	METER	3050.00	3050.00	1850.00	1075.00	1200.00	2500.00
TROPICAL SUITING LAW.PUR	METER	1600.00	1600.00	1300.00	750.00	750.00	1300.00
PANT BOY 24"/26" LENGTH.	EACH	460.00	400.00	500.00	750.00	311.25	375.00
SHIRT BOY 24"/26" LENGTH	EACH	376.67	290.00	500.00	350.00	250.00	325.00
SCHOOL UNI. PANT,SHIRT BOYS	SUIT	840.00	690.00	585.00	750.00	481.25	705.00
SCHOOL UNI. KAMEEZ,SHAL.BOYS	SUIT	758.33	587.50	750.00	710.00	450.00	475.00
SCHOOL UNI. KAMEEZ,SHAL.GIRL	SUIT	806.67	675.00	675.00	717.50	500.00	650.00
FROCK W/WEAR GIRLS	EACH	1075.00	1150.00	1250.00	1010.00	680.00	900.00
AWAMI-SUIT W & W(BOY) 24"/26	SUIT	1013.33	950.00	1200.00	893.75	600.00	615.00
AWAMI-SUIT W&W (GENTS)AV.QLTY	SUIT	1866.67	1550.00	2200.00	1975.00	925.00	1300.00
PULLOVER GENTS OXFORD/BON.	EACH	3250.00	3187.50	3600.00	3500.00	2400.00	3500.00
PULLOVER LADIES OXFORD/BON.	EACH	3190.00	2800.00	3100.00	3400.00	2400.00	3500.00
PULLOVER (GENTS) OTHERS A.QTY	EACH	1066.67	1100.00	1975.00	1550.00	825.00	1925.00
SECOND-HAND COAT FOR MEN	EACH	658.33	650.00	500.00	325.00	225.00	650.00
SECONDHAND SWEETER FOR MEN DUP QLTY	EACH	791.67	850.00	450.00	300.00	250.00	550.00
SECONDHAND WINTER JACKET	EACH	841.67	1100.00	600.00	225.00	225.00	875.00
UNDERWEAR AV.QLTY MEDIUM SIZE	EACH	106.67	90.00	190.00	95.00	70.00	130.00
VEST FOR MEN AV.QLTY.	EACH	130.00	110.00	150.00	87.50	70.00	110.00
VEST/SHAMEEZ (WOMEN) AVG. QLTY	EACH	151.67	140.00	200.00	140.00	110.00	95.00
SOCKS NYLON (PAKISTANI)	PAIR	76.67	100.00	100.00	67.50	50.00	60.00
BRASSIER AV.QLTY.	EACH	130.00	120.00	80.00	167.50	85.00	135.00
BRASSIER SUP QLTY	EACH	253.33	190.00	250.00	266.25	110.00	250.00
DOPATTA GEORGETTE AV.QLTY.	EACH	250.00	250.00	350.00	260.00	250.00	350.00
DOPATTA COTTON AV GLTY	EACH	213.33	190.00	250.00	275.00	230.00	255.00
CHADDAR (W/WEAR) (2x2.5 MTR)	EACH	1016.67	950.00	600.00	477.50	337.50	800.00
LUNGI/DHOTI(COTTON) AVG. QLTY	EACH	291.67	300.00	350.00	450.00	230.00	210.00
HANDKERCHIEF AVG. QLTY PAK	EACH	27.50	30.00	40.00	20.00	42.50	35.00
HANDKERCHIEF SUP. QLTY PAK	EACH	48.33	45.00	50.00	40.00	50.00	50.00
GLOVES AV QLTY	PAIR	118.33	100.00	100.00	55.00	60.00	55.00
AZARBAND COTTON AVG. QLTY	EACH	30.00	30.00	12.50	20.00	11.00	16.00
SEWING THREAD/REEL(ASLI PARI)	EACH	8.50	8.50	7.00	5.00	5.00	5.00
WASHING CHARGES PAINT & SHIRT	SUIT	221.67	110.00	60.00	90.00	80.00	100.00
DRY CLEANING SUIT COAT PANT	SUIT	450.00	315.00	450.00	250.00	180.00	450.00
WASHING CH. (KAMIZ-SHALWAR)	PAIR	80.83	85.00	60.00	80.00	35.00	60.00
TAILORING SHIRT	EACH	516.67	525.00	600.00	325.00	265.00	500.00
TAILORING CHARGES PANT (MEN)	EACH	1383.33	800.00	1250.00	1050.00	550.00	1225.00
TAILORING COAT-PANT SUIT	SUIT	5983.33	4800.00	6000.00	2950.00	2500.00	6250.00
TAILORING AWAMI-SUIT (MALE)	SUIT	616.67	625.00	700.00	575.00	575.00	650.00
TAILORING SUIT FEMALE	SUIT	541.67	550.00	425.00	475.00	412.50	650.00
GENTS SHOES PAUL BATA	PAIR	1199.00	1199.00	1199.00	1199.00	1199.00	1199.00

Contd.

7.11 Intercity Consumer Prices May, 2017

Description	Unit	Peshawar	Mardan	Abbott- abad	Bannu	D.I. Khan	Mingora
GENTS SANDAL BATA	PAIR	699.00	699.00	699.00	699.00	699.00	699.00
GENTS SPOUNG CHAPPAL BATA	PAIR	179.00	179.00	179.00	179.00	179.00	179.00
LADIES SANDAL BATA	PAIR	499.00	499.00	499.00	499.00	499.00	499.00
LADIES SPOUNG CHAPPAL BATA	PAIR	179.00	179.00	179.00	179.00	179.00	179.00
CHILD SHOE POWER LITE BATA	PAIR	599.00	599.00	599.00	599.00	599.00	599.00
GENTS SHOE, ART 1109 SERVICE	PAIR	999.00	999.00	999.00	999.00	999.00	999.00
NYLON JOGGER 27 SIZE 2-5 ***	PAIR	1299.00	1299.00	1299.00	1299.00	1299.00	1299.00
CHINA FOOT WEAR AV. QLTY (MALE) *	PAIR	983.33	950.00	1200.00	950.00	750.00	1350.00
CHINA FOOT WEAR AV. QLTY (FEMALE) *	PAIR	833.33	875.00	900.00	825.00	475.00	512.50
CHINA FOOT WEAR AV. QLTY (CHILDREN) *	PAIR	550.00	575.00	899.00	475.00	325.00	550.00
SHOE REPAIR HALF SOLE	PAIR	136.67	110.00	150.00	95.00	95.00	210.00
SHOES POLISH CHARGES AVERAGE SHOP	PAIR	20.00	20.00	20.00	20.00	16.25	20.00
HOUSE RENT (combined)	MONTH	8083.23	3582.17	8489.25	4325.72	5916.67	3895.31
rent 2	pm	8083.23	3582.17	8489.25	4325.72	5916.67	3895.31
RENT3	PM	8083.23	3582.17	8489.25	4325.72	5916.67	3895.31
RENT4	PM	8083.23	3582.17	8489.25	4325.72	5916.67	3895.31
RENT5	PM	8083.23	3582.17	8489.25	4325.72	5916.67	3895.31
RENT6	PM	8083.23	3582.17	8489.25	4325.72	5916.67	3895.31
SYNTHETIC ENEMAL ROBIALAC BALTI 3.64 LTR.	EACH	1806.67	1600.00	1950.00	1820.00	2000.00	2250.00
SYNTHETIC ENEMAL ICI BALTI 3.64 LTR.	EACH	1860.00	1900.00	1850.00	1830.00	1989.00	2138.00
CEMENT (LOCAL) SPECIFY BRAND NAME	BAG	492.50	477.50	520.00	505.00	520.00	480.00
BRICKS (NEW) 1ST CLASS	P/1000	8416.67	7650.00	12000.00	6500.00	5875.00	11250.00
CEMENT BLOCKS (6"x8"x12")	P/100	2900.00	2900.00	3000.00	2250.00	2650.00	3475.00
BAJREE	100CFT	3400.00	3200.00	2500.00	1800.00	2875.00	2800.00
SAND (BLACK PIT SAND)	K100CFT	2083.33	1500.00	2500.00	1475.00	1450.00	3100.00
TIMBER SHESHAM LOG 1ST QUALITY	cbomt.	57286.67	60027.00	0.00	36000.00	32700.00	0.00
IRON BAR (M.S. BAR) 1/2"	P/TON	72500.00	74000.00	74000.00	72000.00	64800.00	73000.00
CARPANTER WAGE RATE	P/DAY	800.00	800.00	1000.00	1000.00	950.00	1200.00
MASON (RAJ) WAGE RATE	P/DAY	1000.00	900.00	1000.00	1300.00	950.00	1200.00
UNSKILLED LABOUR WAGE RATE	P/DAY	500.00	500.00	700.00	600.00	480.00	700.00
PLUMBER WAGE RSTE	P/DAY	1200.00	1250.00	0.00	900.00	900.00	1000.00
ELECTICIAN WAGE RATE PER DAY **	P/DAY	916.67	950.00	0.00	700.00	900.00	1000.00
ELECTICIAN WAGE RATE PER POINT **	P/PNT	100.00	100.00	250.00	92.50	70.00	275.00
WATER CHARGES PER HOUSE	P/MONTH	150.00	120.00	175.00	200.00	100.00	130.00
ELECT.CHARGES UPTO 50 UNITS	P/UNIT	2.00	2.00	2.00	2.00	2.00	2.00
ELECT.CHARGES 01 - 100 UNIT	P/UNIT	6.18	6.18	6.18	6.18	6.18	6.18
ELECT.CHARGES 101 - 300 UNIT	P/UNIT	9.54	9.54	9.54	9.54	9.54	9.54
ELECT.CHARGES 301 - 1000 UNIT	P/UNIT	16.39	16.39	16.39	16.39	16.39	16.39
ELECT.CHARGES ABOVE 1000 UNIT	P/UNIT	18.39	18.39	18.39	18.39	18.39	18.39
ELEC	PM	10.50	10.50	10.50	10.50	10.50	10.50
GAS CHRg upto 3.3719 MMBUT	MMBTU	128.70	128.70	128.70	128.70	0.00	128.70
GAS CHRg 3.3719 - 6.7438 MMBUT	MMBTU	257.40	257.40	257.40	257.40	0.00	257.40
GAS CHRg 6.7438 - 10.1157 MMBUT	MMBTU	257.40	257.40	257.40	257.40	0.00	257.40
GAS CHRg10.1157 - 13.4876 MMBUT	MMBTU	702.00	702.00	702.00	702.00	0.00	702.00
GAS	PM	702.00	702.00	702.00	702.00	0.00	702.00
GAS	PM	409.50	409.50	409.50	409.50	0.00	409.50
KEROSENE OIL	LTR	81.67	80.00	80.00	85.00	77.50	90.00
FIREWOOD WHOLE	40 KG.	716.67	525.00	400.00	500.00	350.00	560.00
CHAIR SHESHAM WOOD WITH ARMS **	EACH	1783.33	1850.00	3000.00	1100.00	2550.00	1450.00
CHAIR PLASTIC (CHAIRMAN) AVERAGE QUALITY	EACH	1300.00	1200.00	940.00	670.00	800.00	850.00
TABLE SHESHAM WOOD (4X2X5") ***	EACH	6166.67	6000.00	8000.00	6800.00	4500.00	5000.00
SOFASET WOODEN WITH FOAM SEAT **	SET	22333.33	17000.00	17000.00	15250.00	18000.00	21000.00
COT IRON (WITH NIWAR)AV.QLTY.	EACH	2100.00	2100.00	2500.00	2300.00	2300.00	2300.00
ALMIRAH (STEEL) 6'X3' 20 GUAGE	EACH	9083.33	9250.00	8000.00	9750.00	9300.00	9000.00
DINNING TABLE 6 CHAIRS A.QLTY	SET	29166.67	27500.00	35000.00	12350.00	17000.00	22500.00
SINGLE BED WITHOUT FOAM MED.	EACH	6916.67	6250.00	8000.00	3775.00	5700.00	5000.00
MATRESS SINGLE(4" THICK)	EACH	4760.00	4500.00	5000.00	4550.00	3350.00	5400.00
FARSHI DARI 12'X9' AV.QLTY	EACH	1266.67	1250.00	2100.00	1480.00	1100.00	1525.00
DARI COTTON (6'x2 1/2') AV.QL	EACH	300.00	275.00	300.00	465.00	400.00	525.00
CARPET PLAIN AV. QLTY	SQFT.	39.17	45.00	55.00	44.50	35.00	47.50

Contd.

7.11 Intercity Consumer Prices May, 2017

Description	Unit	Peshawar	Mardan	Abbott- abad	Bannu	D.I. Khan	Mingora
QUILT (LIHAF) 3 KG. COTTON	EACH	1033.33	1025.00	1100.00	950.00	600.00	650.00
BLANKET (90" x 54")	EACH	3016.67	2300.00	3500.00	3200.00	3200.00	5250.00
BEDSHEET SINGLE BED SUP.QLTY	EACH	866.67	850.00	900.00	535.00	500.00	700.00
BED SHEET DOUBLE WITH TWO PILLOW COVERS SUP QLTY	SET	1650.00	1500.00	2000.00	1437.50	1075.00	2000.00
TOWEL(3'x2') AV. QALTY	EACH	325.00	225.00	475.00	307.50	275.00	275.00
CEILING FAN 48" SUPER QLTY **	EACH	3083.33	2950.00	3200.00	3600.00	3250.00	3500.00
PEDESTAL FAN 22" SUPER QLTY	EACH	4833.33	3850.00	4500.00	4825.00	4730.00	3550.00
REFG. DAWLENCE 10 CFT. D.DOOR	EACH	30666.67	26000.00	29750.00	36000.00	33500.00	30000.00
D-FREEZER WAVES 8 CFT.	EACH	29666.67	30000.00	29000.00	40000.00	29000.00	32000.00
AIRCONDITIONER 1.5 TON PEL	EACH	40000.00	41000.00	39500.00	46000.00	44000.00	44000.00
SPLIT AIR CONDITIONER 1.5 TON (SPECIFY BRAND NAME)	EACH	43667.00	41000.00	46000.00	45000.00	41250.00	48000.00
AIRCOLER SUPER ASIA	EACH	16166.67	15000.00	14500.00	11250.00	14900.00	11000.00
WASHING MACHINE SINGER	EACH	15300.00	17300.00	17000.00	14700.00	14700.00	14700.00
SEWING MACHINE(SINGER)	EACH	7400.00	7400.00	7400.00	5910.00	6900.00	7400.00
GIZER LARGE SIZE 30 GALLON CAPACITY SUP QLTY	EACH	20600.00	22900.00	17500.00	15400.00	17537.50	16500.00
GAS BURNER DOUBLE SPFY.BRAND	EACH	3350.00	2950.00	3500.00	2825.00	2350.00	1412.50
ELECT. IRON PHILIPS MDL.1120	EACH	3333.33	3200.00	3250.00	1525.00	1375.00	1500.00
ELECTRIC JUICER FOR APPLE	EACH	4633.33	4500.00	4500.00	4850.00	3625.00	1700.00
S.STEEL DEGHCHI MEDIUM SIZE ***	EACH	833.33	725.00	650.00	590.00	500.00	600.00
ALUMINIUM COOKING PAN (DEGCHI) MED SIZE	EACH	691.67	625.00	600.00	590.00	425.00	750.00
NON STICK COOKING PAN (DEGCHI) SUP. QLTY	EACH	1211.00	950.00	1000.00	570.00	525.00	800.00
FRYING PAN STEEL AVG. QLTY MED. SIZE	EACH	458.33	350.00	375.00	470.00	352.50	325.00
TAWA IORN (MEDIUM SIZE) AVG. QLTY	EACH	408.33	375.00	500.00	600.00	355.00	325.00
S.STEEL PLATE A.QLTY.(M.SIZE)	EACH	74.17	65.00	80.00	65.00	55.00	75.00
TABLE SPOON S.STEEL SUP.QLTY.	DOZEN	475.00	250.00	600.00	505.00	265.00	550.00
WATER SET JUG+6 GLASSES (OMROC)	SET	533.33	475.00	550.00	492.50	512.50	550.00
TEA SET PAK. CHINAWARE 21 PCS.	SET	2350.00	2100.00	2100.00	1500.00	1550.00	2650.00
DINNER SET PLASTIC 72 PIECES SUPERIOR QLTY	SET	8583.33	8000.00	6500.00	4400.00	3750.00	4750.00
HOTPOT SET PLASTIC 3 PCS.	SET	1233.33	1150.00	2000.00	1590.00	1025.00	1725.00
BUCKET(BALT) PLASTIC MED.SIZ	EACH	366.67	300.00	337.50	465.00	290.00	355.00
LOTA PLASTIC (MED SIZE) AVERAGE QUALITY	EACH	55.00	45.00	55.00	40.00	38.75	65.00
PRESURE COOKER 4 LTR.	EACH	1366.67	1100.00	1250.00	1500.00	1375.00	1450.00
WATER COOLER 9/10 LTR.PLASTIC ***	EACH	533.33	475.00	850.00	460.00	650.00	550.00
THERMOS STARVAC 1 LTR	EACH	508.33	500.00	500.00	595.00	500.00	850.00
BULB PHILIPS 100-WATTS	EACH	40.00	40.00	30.00	30.00	30.00	40.00
TUBE LIGHT PHILIPS 40 WATTS	EACH	100.00	100.00	105.00	95.00	125.00	100.00
ELECTRIC BLUBS "0" WATTE LOCAL	EACH	20.00	20.00	22.50	20.00	22.50	20.00
ELECTRIC BLUB ENERGY SAVER 14 WATTS	EACH	180.00	180.00	165.00	160.00	170.00	200.00
WASHING SOAP 250 GMS SPECIFY BRAND NAME	EACH	40.00	40.00	40.00	37.00	37.50	27.50
SURF EXCEL 400 GMS POLY BAG	EACH	130.00	130.00	130.00	125.00	111.25	130.00
WASHING POWDER 1000 GRM	EACH	150.00	155.00	185.00	160.00	185.00	185.00
WASHING POWDER (WHEEL/ BONUS) 100 GRAMS	EACH	90.00	90.00	90.00	100.00	105.00	90.00
CLEANSER POWDER VIM 1000 GM	PKT.	75.00	75.00	75.00	75.00	72.50	75.00
FINIS 500 ML	BOTTLE	173.33	170.00	190.00	140.00	110.00	110.00
PHNYLE TYPHONE/FINIS/CARRANITE 3 LITRES	BOTTLE	150.00	170.00	170.00	137.50	125.00	130.00
HARPIC	BOTTLE	153.33	150.00	155.00	145.00	148.75	150.00
BOOT POLISH CHERRY/KIWI 50ML	EACH	105.00	105.00	125.00	100.00	90.00	100.00
ROBIN BLUE (35 GRAMS)	PKT.	55.00	55.00	45.00	35.00	28.00	30.00
TISSU PAPER PERFUMED 100 PCS.	PKT	113.33	110.00	110.00	97.50	102.50	110.00
TOILET PAPER ROLL (R.PETEL)	P/ROLL	40.00	40.00	40.00	35.00	35.00	40.00
BOOT POLISH LIQUID CHEERY BLOSSOM KIWI 75 ML	BOTTLE	160.00	135.00	150.00	120.00	137.50	117.00
MATCH BOX SMALL	EACH	2.00	2.00	3.00	3.00	1.00	1.00
DRY CELL 1.5 VOLT(LOCAL)	EACH	35.00	30.00	15.00	25.00	20.00	20.00
HAND STITCHING NEEDLE M.SIZE	PACKET	5.83	6.00	10.00	6.00	6.00	5.00
SEWING MACHINE NEEDLE (SINGER)	EACH	5.83	6.00	7.50	5.00	5.00	5.00
HOUSEHOLD SERVANT FEMALE P/T	P/MNTH	1516.67	1200.00	3000.00	1625.00	2750.00	3500.00
MARRIAGE HALL WITH FURNITURE	P/HEAD	225.00	237.50	150.00	90.00	100.00	60.00
SEPTRAN TABLETS	10TAB.	15.00	20.00	18.00	19.30	20.00	20.00
BRUFEN TABS 200-MG.	10TAB.	10.67	10.00	10.00	10.00	10.00	10.00
PANADOL TAB. EXTRA/PLAIN	10TAB.	12.00	12.00	12.00	13.00	12.00	15.00

Contd.

7.11 Intercity Consumer Prices May, 2017

Description	Unit	Peshawar	Mardan	Abbott- abad	Bannu	D.I. Khan	Mingora
DISPRIN TAB.	10TAB.	12.00	12.00	12.00	13.00	12.00	11.00
TRISIL TAB.	10 TAB	10.00	10.00	10.00	10.00	10.00	10.00
FLAGYL TAB. 200 MG.	10TAB.	15.00	10.00	10.00	10.00	10.00	10.00
VENTOLIN TAB. 2MG.	10TAB.	10.00	10.00	10.00	10.00	9.67	10.00
DAONIL TAB. 5 MG.	10TAB.	17.00	17.00	16.30	17.00	16.80	17.00
ENTOX TAB.	10TAB.	14.00	15.00	15.00	10.00	15.00	10.00
RENITEC TAB. 5 MG.	10TAB.	58.50	59.00	58.00	59.00	58.00	58.50
CAC. 1000 TAB	BOTTLE	124.44	124.44	124.00	124.00	122.00	122.00
AMOXIL CAPSOLE 250 MG.S	10CAP.	35.00	35.00	36.00	36.00	36.00	36.00
CALCIUM SYRUP SANDOZ	BOTTLE	64.00	64.00	64.00	64.00	64.00	64.00
LEDERPLEX SYRUP	BOTTLE	52.74	52.00	53.00	54.00	52.74	53.00
SANCOS SYRUP (50 ML.)	BOTTLE	30.00	30.00	30.00	30.00	30.00	30.00
PHENERGAN SYRUP 120 ML.	BOTTLE	33.00	33.00	33.00	34.00	34.00	33.00
CALPOL SYRUP 60 ML.	BOTTLE	28.00	28.00	28.00	28.00	28.00	28.00
HYDRYLLIN SYRUP 120 ML.	BOTTLE	69.00	69.00	69.00	69.00	69.00	65.00
POLYFAX EYE OINTMENT	TUBE	21.00	21.00	21.00	23.00	21.75	21.00
BETNESOL EYE DROPS	BOTTLE	33.89	33.89	34.00	34.00	33.89	34.00
EAR DROPS (CARDISPORINE) ***	BOTTLE	25.00	25.00	21.00	25.00	21.00	21.00
BETNOVATE-N OINTMENT 5 GMS	TUBE	17.00	16.00	16.00	16.00	16.00	16.00
BURNOL CREAM 30 GRM	TUBE	55.42	55.42	55.42	55.42	55.42	55.42
VICKS VAPORUB/BALM	BOTTLE	36.00	36.00	36.00	36.00	36.00	36.00
GLYCRINE SMALL BOTTLE	BOTTLE	20.00	30.00	35.00	32.00	18.00	30.00
JOUHAR JOSHANDA	PKT.	10.00	10.00	10.00	8.00	8.00	10.00
GALXOS-D (450 GRMS)	PKT.	157.50	140.00	151.88	140.00	142.50	165.00
GRIPE-WATER WOODWARDS	BOTTLE	55.00	55.00	55.00	55.00	55.00	55.00
SANIPLAST ONE PUTTY	EACH	2.00	2.00	2.00	2.00	1.50	2.00
O.R.S. (NIMCOL)	PKT.	18.00	18.00	18.00	17.00	15.00	15.00
DETTOL (MEDIUM)	BOTTLE	80.00	65.00	65.00	50.00	48.00	55.00
COTTON BANDAGE 2" - 4"	EACH	9.00	9.00	15.00	10.00	9.00	10.00
THERMOMETER CHINA	EACH	41.33	40.00	90.00	40.00	45.00	40.00
DOCTOR (MBBS) CLINIC FEE	P/PAT.	266.67	250.00	400.00	150.00	250.00	350.00
URINE TEST (DR) CHARGES	P/TEST	100.00	100.00	100.00	100.00	100.00	212.50
BLOOD TEST (CP) CHARGES	P/TEST	233.33	200.00	287.50	175.00	175.00	250.00
SUGAR TEST (RANDOM/FASTING BOTH) CHARGES	P/TEST	200.00	200.00	160.00	140.00	140.00	175.00
ECG CHARGES	P/TEST	183.33	150.00	250.00	250.00	300.00	200.00
X-RAY (CHEST) CHARGES	P/X-RAY	283.33	300.00	250.00	225.00	300.00	200.00
CAR SUZUKI 800 CC (W/O. A/C)	EACH	718000.00	718000.00	665000.00	0.00	662000.00	0.00
CAR SUZUKI 1000 CC	EACH	1149000.00	1149000.00	1119000.00	0.00	1097000.00	0.00
CAR TOYOTA 1300 CC	EACH	1724500.00	1724500.00	1975000.00	0.00	1772000.00	0.00
CAR HONDA CIVIC	EACH	2681500.00	2681500.00	3011000.00	0.00	0.00	0.00
MOTORCYCLE HONDA CD-70.	EACH	63500.00	63500.00	63500.00	64250.00	63875.00	63500.00
MOTORCYCLE YAMAHA 100CC.	EACH	80000.00	80000.00	79300.00	79000.00	79300.00	0.00
MOTOR CYCLE HERO 70 CC	EACH	42666.67	42000.00	46000.00	43000.00	45000.00	45500.00
BICYCLE WITH TYRES & TUBES	EACH	8500.00	7300.00	9800.00	9300.00	6825.00	6500.00
TYRE CAR WITH TUBE GENERAL	EACH	3593.33	3200.00	2750.00	4900.00	3500.00	3500.00
TYRE MOTOR CYCLE WITHOUT TUBE	EACH	1233.33	1050.00	1187.50	905.00	1050.00	1250.00
TYRE CYCLE SPECIFY BRAND NAME	EACH	346.67	300.00	550.00	540.00	325.00	500.00
TYRE CAR W/O TUBE	EACH	3460.00	2900.00	2500.00	4600.00	3600.00	3350.00
PETROL SUPER	LITRE	74.00	74.00	74.00	74.00	74.00	74.00
HIGH SPEED DIESEL HSD	LITRE	83.00	83.00	83.00	83.00	83.00	83.00
CNG	K.G.	84.90	0.00	0.00	0.00	0.00	84.90
GAS CYLINDER STAND. SIZE	EACH	1100.00	1100.00	1150.00	1000.00	1125.00	1200.00
MOTOR CYCLE SERVICE CHARGES	EACH	291.67	280.00	300.00	350.00	275.00	325.00
CAR SERVICE CHARGES	EACH	291.67	282.50	400.00	0.00	400.00	300.00
TYRE PUNCTURE CHARGES	EACH	62.50	50.00	75.00	80.00	50.00	55.00
CYCLE OVERHAULING CHARGES	EACH	341.67	325.00	400.00	600.00	300.00	300.00
CAR TAX FOR 800CC TO 1300CC	YEARLY	1075.00	1075.00	1075.00	1075.00	1075.00	1075.00
TRAIN FARE ECO. 1-100 KM.	P/KM.	0.68	0.00	0.68	0.68	0.00	0.00
TRAIN FARE ECO. 101-500 KM.	P/KM.	0.98	0.00	0.98	0.98	0.00	0.00
TRAIN FARE ECO. > 500 KM.	P/KM.	0.89	0.00	0.89	0.89	0.00	0.00

Contd.

7.11 Intercity Consumer Prices May, 2017

Description	Unit	Peshawar	Mardan	Abbott- abad	Bannu	D.I. Khan	Mingora
TRAIN FARE IST SLP. 1-100KM	P/KM.	2.10	0.00	2.10	2.10	0.00	0.00
TRAIN FARE IST SLP.101-500 KM	P/KM.	2.59	0.00	2.59	2.59	0.00	0.00
TRAIN FARE IST SLP. > 500 KM	P/KM.	1.99	0.00	1.99	1.99	0.00	0.00
TRAIN FARE A/C SLP. 1-100KM.	P/KM	5.76	0.00	5.76	5.76	0.00	0.00
TRAIN FARE A/C SLP.101-500KM	P/KM.	4.59	0.00	4.59	4.59	0.00	0.00
TRAIN FARE A/C SLP > 500KM.	P/KM	4.16	0.00	4.16	4.16	0.00	0.00
PLATFORM TICKET	EACH	10.00	0.00	10.00	10.00	0.00	0.00
AUTO RICKSHAW FARES	KM/MIN	51.67	60.00	50.00	45.00	50.00	50.00
FULL TONGA CHARGES	KM/MIN	60.00	60.00	60.00	50.00	0.00	0.00
TAXI 4 SEATER FARE	KM/MIN	100.00	100.00	150.00	40.00	150.00	75.00
BUS FARE MIN (WITHIN CITY)	TICKET	10.00	10.00	10.00	10.00	0.00	0.00
BUS FARE MAX (WITHIN CIT	TICKET	20.00	19.00	10.00	20.00	0.00	0.00
BUS FARE OUTSIDE CITY	P/KM.	0.79	0.79	0.79	0.79	0.79	0.79
A/C BUS FARE OUTSIDE CITY	P/KM.	0.90	0.90	0.90	0.90	0.90	0.90
MINIBUS FARE MIN.WITH IN CITY	TICKET	10.00	0.00	0.00	0.00	0.00	0.00
MINIBUS FARE MAX.WITH IN CITY	TICKET	20.00	0.00	0.00	0.00	0.00	0.00
SUZUKI FARE MIN.WITH IN CITY	TICKET	10.00	10.00	10.00	0.00	10.00	10.00
SUZUKI FARE MAXIMUM W.IN CITY	TICKET	20.00	20.00	13.00	0.00	15.00	15.00
AIR FARE ECONOMY CLASS.	P/KM.	19.26	0.00	0.00	0.00	0.00	0.00
POSTAL ENVELOPE DOMESTIC	EACH	8.00	8.00	8.00	8.00	8.00	8.00
ENVELOPE FOR SAUDI ARABIA	EACH	50.00	50.00	50.00	50.00	50.00	50.00
POSTAL REGISTRATION CHARGES	EACH	38.00	38.00	38.00	38.00	28.00	38.00
U.M.S. REG CHARGES MIN.	EACH	58.67	58.00	59.00	59.00	60.00	59.00
T.C.S. CH. MIN.WITH IN ZONE	EACH	180.00	180.00	160.00	110.00	180.00	140.00
TELEPHONE CHARGES LOCAL CALL	P/CALL	3.94	3.94	3.94	3.94	3.94	3.94
TEL CHARGES OUT SIDE CITY	P/CALL	3.94	3.94	3.94	3.94	3.94	3.94
INTERNET CHARGES	P/HOUR	40.00	30.00	30.00	50.00	42.50	40.00
MOBILE CELL CHARGES	P/UNIT	2.88	2.88	4.00	2.88	2.50	2.50
FAX CHARGES (LOCAL)	P/PAGE	20.00	30.00	30.00	15.00	15.00	10.00
TELEPHONE SET AV. QLTY	EACH	1133.33	1250.00	1650.00	1087.50	1300.00	1200.00
MOBILE SET NOKIA/SONY/ERICSON/SAMSUNG WITHOUT CAMERA	EACH	3000.00	3050.00	2625.00	2900.00	2250.00	2500.00
T.V. 20" COLORED WEGA H-A21.	EACH	29000.00	21000.00	20000.00	24000.00	20000.00	31000.00
T.V 20" COLOR CHINA/KORIA)	EACH	8666.67	10000.00	8000.00	10950.00	9550.00	10000.00
V.C.P. PANASONIC/LG/NAT	EACH	4000.00	0.00	6500.00	6750.00	5000.00	0.00
DVD/VCD PLAYER PANASONIC/LG	EACH	3066.67	4000.00	6800.00	1950.00	5500.00	1850.00
RADIO WITH C.PLAYER NATIONAL	EACH	2650.00	2650.00	2500.00	2175.00	1900.00	1450.00
PERSONNEL COMPUTER (BRANDED)	EACH	50000.00	48800.00	42000.00	50000.00	41500.00	34500.00
VID. CASSETTE BLK. TDK/SONY	EACH	100.00	100.00	55.00	110.00	100.00	125.00
COM. C.D. (TDK/IMATION)	EACH	40.00	40.00	50.00	65.00	50.00	20.00
TAPE RECORDER CASSETTE BLANK	EACH	30.00	30.00	60.00	25.00	42.50	70.00
VIDEO GAME SEGA 16 BYTE	EACH	1250.00	1250.00	1800.00	1500.00	1475.00	0.00
CINEMA A/C. HIGH CLASS	TICKET	100.00	50.00	0.00	0.00	0.00	0.00
CINEMA NON-A/C HIGH CLASS	TICKET	100.00	50.00	30.00	40.00	50.00	200.00
CABLE CHARGES	PER MONT	200.00	300.00	300.00	325.00	300.00	200.00
TV.LICENCE FEE DOMESTIC	YEARLY	420.00	420.00	420.00	420.00	420.00	420.00
ENGLISH BOOK CLASS V1	EACH	72.00	72.00	72.00	72.00	72.00	72.00
ENGLISH BOOK CLASS IX OR X	EACH	67.00	67.00	67.00	67.00	67.00	67.00
ENG. BOOK IST.YR COMPLETE SET	EACH	76.00	76.00	76.00	76.00	76.00	76.00
ENGLISH BOOK BA/B.SC	EACH	120.00	120.00	120.00	120.00	120.00	120.00
URDU BOOK CLASS V (T.B.BORD)	EACH	76.00	76.00	76.00	76.00	76.00	76.00
URDU BOOK CLASS IX/X(T.B.B)	EACH	57.50	57.50	57.50	57.50	57.50	57.50
URDU BOOK IST.YEAR/INTER	EACH	81.00	76.00	76.00	76.00	76.00	76.00
URDU BOOK BA/B.SC	EACH	170.00	160.00	160.00	160.00	160.00	160.00
MATHS BOOK CALSS V (T.B.B)	EACH	105.00	112.50	105.00	105.00	105.00	105.00
MATHS BOOK CLASS IX OR X	EACH	119.50	119.50	119.50	119.50	119.50	119.50
MATHS BOOK IST.YEAR (T.B.B)	EACH	176.00	176.00	176.00	176.00	176.00	176.00
PAKISTAN STUDIES BOOK BA/B.SC	EACH	120.00	120.00	120.00	120.00	120.00	120.00
DAILY "DAWN"	P/COPY	19.00	19.00	20.00	19.00	19.00	20.00
DAILY "JANG"	P/COPY	12.00	12.00	13.00	12.00	12.00	13.00
DAILY "NAWA-E-WAQT"	P/COPY	12.00	12.00	13.00	12.00	12.00	13.00

Contd.

7.11 Intercity Consumer Prices May, 2017

Description	Unit	Peshawar	Mardan	Abbott- abad	Bannu	D.I. Khan	Mingora
WEEKLY "AKHBAR-E-JAHAN"	P/COPY	55.00	55.00	55.00	55.00	55.00	55.00
WEEKLY "MAG"	P/COPY	45.00	45.00	45.00	45.00	45.00	45.00
MONTHLY "NAUNEHAL DIGEST"	P/COPY	35.00	35.00	35.00	35.00	35.00	35.00
PAPER FOOLSCAPE (27"x17")	QUIRE	20.00	19.00	35.00	35.00	47.50	25.00
EXERCISE.BOOK LINED 80/100 PGS	EACH	71.67	60.00	65.00	57.50	45.00	65.00
PENCILGOLDFISH/DEER	EACH	7.00	8.50	7.00	6.00	5.00	10.00
PEN INK DOLLOR 57 ML BOTTLE	EACH	20.00	20.00	25.00	20.00	20.00	20.00
PHOTOSTATE PAPER 70 GM	PRT	295.00	310.00	370.00	300.00	355.00	350.00
BALL PEN (local)	EACH	5.33	6.00	7.00	8.50	5.00	10.00
FOUNTAIN PEN HERO/WINGS/CHINA	EACH	40.00	60.00	55.00	35.00	40.00	50.00
PRIVATE SCHOOL FEE ENGLISH MEDIUM AVERAGE STANDARD (CLASS I)	P/MONTH	2233.33	2200.00	2500.00	575.00	500.00	1000.00
PRIVATE SCHOOL FEE ENGLISH MEDIUM AVERAGE STANDARD (CLASS V)	P/MONTH	2366.67	2500.00	3000.00	750.00	800.00	1500.00
PRIVATE SCHOOL FEE ENGLISH MEDIUM AVERAGE STANDARD (CLASS VI)	P/MONTH	2366.67	2500.00	3500.00	800.00	1000.00	2000.00
PRIVATE SCHOOL FEE ENGLISH MEDIUM AVERAGE STANDARD (CLASS X)	P/MONTH	2366.67	3000.00	4000.00	1000.00	1800.00	3000.00
PRIVATE MEDICOLE COLLEGE FEE MBBS (1ST YEAR)	P/MONTH	52333.33	0.00	50000.00	0.00	0.00	0.00
PRIVATE ENGINEERING COLLEGE FEE (ISTR YEAR)	P/MONTH	15000.00	15000.00	0.00	0.00	0.00	0.00
GOVT. COLLEGE FEE 1ST. YEAR	MONTH	43.75	42.09	50.00	45.83	42.09	31.25
GOVT. COLLEGE FEE 4TH. YEAR	MONTH	50.00	54.79	50.00	50.00	54.90	54.90
GOVT. UNIVERSITY FEE MSC.	MONTH	1487.93	1487.93	539.58	1333.00	540.00	540.00
GOVT. MED. COLLEGE FEE MBBS	MONTH	641.67	641.66	641.00	642.00	641.66	641.70
GOVT. ENGG. COLL. FEE I YEAR	MONTH	595.83	595.83	0.00	404.17	595.83	0.00
COACHING FEE FOR CLASS IX/X	P/MONTH	2500.00	2500.00	1200.00	825.00	1000.00	3000.00
COACHING CHARGES FOR CLASS 1ST YEAR/INTER (SCIENCE)	P/MONTH	3000.00	3000.00	1500.00	825.00	1100.00	6000.00
COACHING CHARGES FOR CLASS 1ST YEAR/INTER (COMMERCE)	P/MONTH	3000.00	3000.00	1500.00	787.50	1000.00	950.00
I.T. TUITION FEES	P/MONTH	8667.00	5000.00	4166.00	3000.00	2100.00	0.00
MBA TUITION FEES	P/MONTH	7889.00	6000.00	3000.00	3500.00	2100.00	0.00
BREAD TANDOORI ST. SIZE	EACH	10.00	10.00	10.00	10.00	6.00	10.00
COOKED MUTTON (AV. HOTEL)	PLATE	183.33	120.00	150.00	160.00	140.00	185.00
COOKED BEEF (AV. HOTEL)	PLATE	120.00	100.00	85.00	100.00	100.00	130.00
COOKED DAL (AV. HOTEL)	PLATE	60.00	60.00	50.00	50.00	70.00	65.00
CHICKEN BIRYANI FULL/DOUBLE	PLATE	120.00	140.00	150.00	130.00	145.00	190.00
TEA PREPARED (ORDINARY)	CUP	15.00	20.00	20.00	20.00	15.00	20.00
HAIRCUT CHARGES FOR MEN	P/CUT	141.67	115.00	80.00	90.00	55.00	90.00
BEAUTY PORL HAIR STYL CHARGE	P/STY.	225.00	225.00	600.00	172.50	140.00	450.00
SHAVING CHARGES	PER SHV	76.67	80.00	50.00	47.50	32.50	55.00
LIPSTICK S.MISS/MEDORA	EACH	110.00	120.00	115.00	120.00	100.00	60.00
NAIL POLISH S.MISS/MEDORA	EACH	100.00	100.00	105.00	120.00	100.00	85.00
PERFUME MED.SIZE MEDORA/BROACH	EACH	200.00	200.00	140.00	170.00	180.00	216.67
HAIR-OIL AMLA/CHAMBELI	BOTTLE	120.00	130.00	120.00	190.00	85.00	215.00
TOILET SOAP LUX 95 GRAMS	EACH	44.67	42.00	40.00	44.00	39.00	35.00
TOILET SOAP LIFEBOUY 140 GRM	EACH	40.00	40.00	47.00	48.50	36.00	47.00
TOILET SOAP SAFEGUARD BATH SIZE	EACH	48.00	48.00	48.00	50.00	48.00	48.00
TOOTHPASTE MACKLINES 70 GRM	EACH	50.00	50.00	50.00	50.00	50.00	50.00
TOOTHPAST MED SIZE CLGATE 70 GMS	EACH	75.00	75.00	70.00	70.00	60.00	75.00
TOOTHBRUSH SHEILD A/PLAUQUE	EACH	41.67	40.00	45.00	32.50	37.50	40.00
TOOTHPOWDER DENTONIC 90 GRM	EACH	32.00	35.00	30.00	30.00	25.00	28.00
HAIR-COLOUR BEGIN (6 GMS)	EACH	110.00	105.00	105.00	95.00	95.00	105.00
HAIR COLOUR (KALAKOLA)	BOTTLE	130.00	130.00	130.00	120.00	125.00	140.00
FACECREAM PONDS (MEDIUM)	EACH	120.00	120.00	120.00	130.00	115.00	110.00
TALC POWDER VICE ROAY.B.CAT	EACH	146.67	150.00	145.00	135.00	110.00	110.00
BLADE TREET ORDINARY 10'S	PKT.	30.00	30.00	45.00	30.00	30.00	30.00
BLADE 7-O-CLOCK STAIN. 5'S	PKT.	35.00	35.00	35.00	30.00	35.00	35.00
SHAMPOO SUNSILK/PAINTIN 100 ML	BOTTLE	100.00	100.00	100.00	100.00	100.00	100.00
BEAUTY CREAM (FAIR & LOVELY)	EACH	75.00	75.00	185.00	75.00	170.00	115.00
HAIR REMOVING CREAM (EU-CREAM)	TUBE	70.00	70.00	75.00	75.00	55.00	75.00
GEL MEDIUM SIZE	BOTTLE	120.00	150.00	150.00	60.00	85.00	150.00
DISPOSABLE RAZOR GILLET-II	EACH	45.00	50.00	45.00	35.00	45.00	50.00
SHAVING CREAM TOUCH-ME/ADM.	EACH	65.00	65.00	70.00	60.00	55.00	60.00
GOLD TEZABI 24 CT	10 GM.	42916.00	42900.00	42866.00	44350.00	42700.00	41750.00
SILVER TEZABI 24 CT	10 GM.	666.00	666.00	608.00	730.00	610.00	650.00
ARTIFICIAL JEWELLARY SET	SET	1266.67	950.00	750.00	1175.00	230.00	2750.00
WRIST WATCH GENTS CITIZEN (ORIGINAL) ***	EACH	4000.00	4000.00	2000.00	2500.00	2500.00	4000.00
WRIST WATCH LADIES CITIZEN (ORIGINAL) ***	EACH	4000.00	4000.00	1800.00	2500.00	2500.00	3500.00
WALL CLOCK QUARTZ AV.GLTY	EACH	1400.00	1500.00	525.00	637.50	255.00	850.00
SUITCASE REXIN (24"x16"x6")	EACH	733.33	650.00	1200.00	850.00	725.00	950.00
TRUNK MEDIUM SIZE ***	EACH	1633.33	1800.00	1200.00	1800.00	1300.00	950.00
PURSE LADIES (LEATHER) AVERAGE QUALITY	EACH	1233.33	975.00	800.00	900.00	500.00	600.00

7.11 Intercity Consumer Prices May, 2017

Description	Unit	Quetta	Turbat	Gawadar	Loralai	Khuzdar	D.M. Jamali
WHEAT	10 KG.	350.00	440.00	440.00	350.00	395.00	320.00
WHEAT FLOUR FINE/SUPERIOR.	KG.	51.00	54.00	54.00	45.00	45.00	38.00
WHEAT FLOUR AVG. QLTY	KG.	49.00	45.00	45.00	40.00	40.00	38.00
WHEAT FLOUR BAG	10 KG.	400.00	450.00	465.00	395.00	380.00	355.00
MAIDA	KG.	70.00	76.00	75.00	65.00	65.00	50.00
SUJI	KG.	60.00	80.00	80.00	65.00	70.00	57.50
BESAN AV. QLTY.	KG.	155.00	148.00	147.50	165.00	140.00	130.00
RICE BASMATI SUP. QLTY.	KG.	150.00	160.00	160.00	130.00	130.00	110.00
RICE BASMATI 385/386	KG.	95.00	78.00	92.00	90.00	90.00	77.50
RICE BASMATI BROKEN AV.QLTY	KG.	80.00	68.00	72.00	67.50	67.50	55.00
RICE IRR1-6 (SINDH/PUNJAB)	KG.	50.00	48.00	56.00	50.00	50.00	42.50
VERMICELLI	KG.	80.00	80.00	80.00	80.00	80.00	75.00
BREAD PLAIN MEDIUM SIZE	EACH	40.00	30.00	30.00	40.00	40.00	37.50
RUSK (PAPAY)	KG.	135.00	170.00	180.00	180.00	160.00	140.00
BISCUITS-PACKED	PKT	40.00	40.00	40.00	40.00	40.00	35.00
BISCUIT-BAKERY (LOOSE)	250 GM	55.00	75.00	65.00	75.00	80.00	70.00
CORNFLAKS FAUJI 225 GM.	PKT	198.00	152.00	154.00	120.00	207.00	190.00
SAMOSA (VEGATABLE)	EACH	12.00	10.00	10.00	15.00	15.00	10.00
PASTRY AV.QLTY.	EACH	22.50	22.00	25.00	30.00	15.00	20.00
PATTIES (VEGATABLES)	EACH	25.00	25.00	30.00	30.00	15.00	30.00
NIMCO	250 GM	45.00	80.00	100.00	65.00	60.00	70.00
CHIPS	250 GM	50.00	80.00	100.00	60.00	85.00	65.00
BEEF WITH BONE AV.QLTY.	KG	340.00	440.00	450.00	320.00	320.00	260.00
MUTTON AV.QLTY.	KG	700.00	700.00	700.00	650.00	600.00	545.00
CHICKEN FARM BROILER (LIVE)	KG	155.00	255.00	275.00	160.00	190.00	170.00
FISH-RAHU MEDIUM SIZE	KG	310.00	375.00	325.00	245.00	200.00	275.00
MILK FRESH (UNBOILED)	LTR.	90.00	110.00	115.00	95.00	95.00	95.00
CURD	KG.	100.00	120.00	120.00	95.00	90.00	120.00
MILK TETRA PACK 1/2 LTR.	PKT.	60.00	64.00	62.00	65.00	65.00	50.00
LACTOGEN 400 GRAMS	PKT.	425.00	435.00	425.00	425.00	440.00	440.00
POWDER MILK NIDO 400GM.	PKT	389.74	380.00	370.00	360.00	360.00	390.00
MILK POWDER LOOSE/PACKED	KG.	400.00	500.00	505.00	440.00	775.00	475.00
BUTTER LOCAL PACKED	50 GM.	24.00	30.00	30.00	25.00	30.00	37.50
EGGS FARM	DOZ	90.00	110.00	100.00	120.00	80.00	85.00
MUSTARD OIL AV.QLTY.	KG.	190.00	180.00	195.00	240.00	175.00	350.00
COOKING OIL (DALDA)	2.5LTR	445.00	440.00	475.00	545.00	495.00	475.00
COOKING OIL (PAKWAN) OTHER BRAND SPECIFY	2.5 LTR	415.00	430.00	480.00	430.00	445.00	430.00
VEGETABLE GHEE TIN	2.5KG.	440.00	435.00	460.00	430.00	440.00	465.00
VEGETABLE GHEE (LOOSE)	KG.	130.00	157.50	160.00	150.00	150.00	155.00
DATES AV.QLTY.	KG.	200.00	90.00	110.00	160.00	150.00	200.00
PISTACHIO AV.QLTY.	50 GM.	55.00	60.00	60.00	60.00	160.00	70.00
ALMONDS WHOLE AV.QLTY.	KG.	700.00	600.00	600.00	600.00	850.00	825.00
COCONUT DRY AV.QLTY.	KG.	275.00	320.00	295.00	277.50	550.00	325.00
RAISINS AV.QLTY.	50 GM.	22.50	25.00	30.00	17.50	30.00	27.50
GROUNDNUTS (WITH SHELL)	KG.	230.00	160.00	160.00	210.00	200.00	250.00
MALTA/MOSAMBI	DOZ	0.00	0.00	0.00	0.00	0.00	0.00
KINNU	DOZ	70.00	225.00	235.00	155.00	180.00	150.00
APPLE	KG	90.00	185.00	170.00	110.00	120.00	200.00
ALOO BUKHARA	KG	120.00	0.00	0.00	0.00	0.00	0.00
POMEGRANATE (ANNAR)	KG	0.00	0.00	0.00	0.00	0.00	0.00
GRAPES	KG	0.00	0.00	0.00	0.00	0.00	0.00
BANANAS	DOZ	70.00	80.00	100.00	75.00	70.00	75.00
MANGO KALMI	KG	0.00	190.00	200.00	0.00	80.00	0.00
GUAVA	KG	0.00	0.00	0.00	0.00	0.00	0.00
WATERMELON (TURBOOZ)	KG	30.00	45.00	50.00	27.50	35.00	0.00
MUSKMELON (KHARBOOZA)	KG	50.00	55.00	50.00	75.00	60.00	25.00
SWEETMELON (GARMA)	KG	0.00	0.00	0.00	0.00	0.00	0.00
PULSE MASOOR (WHOLE)	KG.	120.00	150.00	150.00	120.00	150.00	140.00
PULSE MASOOR (WASHED)	KG.	125.00	150.00	155.00	140.00	140.00	145.00
PULSE MOONG (WASHED)	KG.	145.00	165.00	160.00	145.00	170.00	145.00
PULSE MASH (WASHED)	KG.	195.00	210.00	225.00	205.00	240.00	170.00

Contd.

7.11 Intercity Consumer Prices May, 2017

Description	Unit	Quetta	Turbat	Gawadar	Loralai	Khuzdar	D.M. Jamali
PULSE GRAM	KG.	155.00	160.00	150.00	165.00	150.00	135.00
GRAM WHOLE BLACK AV.QLTY.	KG.	160.00	135.00	140.00	180.00	180.00	110.00
GRAM WHOLE YELLOW AV.QLTY	KG.	190.00	165.00	165.00	200.00	220.00	205.00
BEANS (LAL LOBIA)	KG.	150.00	95.00	100.00	155.00	180.00	125.00
POTATOES	KG	25.00	35.00	41.00	32.50	30.00	32.50
ONION	KG	25.00	40.00	50.00	30.00	30.00	18.00
TURNIP	KG	0.00	0.00	0.00	0.00	0.00	0.00
RADISH	KG	0.00	0.00	0.00	0.00	0.00	0.00
TOMATOES	KG	35.00	65.00	85.00	35.00	80.00	25.00
CABBAGE	KG	0.00	0.00	0.00	0.00	0.00	0.00
CAULIFLOWER	KG	0.00	0.00	0.00	0.00	0.00	0.00
BRINJAL	KG	47.50	55.00	70.00	50.00	40.00	25.00
PUMPKIN	KG	37.50	45.00	60.00	0.00	0.00	55.00
BOTTLEGOURD	KG	27.50	45.00	60.00	50.00	40.00	35.00
LADY FINGER	KG	82.50	95.00	100.00	75.00	100.00	45.00
PEAS	KG	0.00	0.00	0.00	0.00	0.00	0.00
SPINACH	KG	0.00	0.00	0.00	0.00	0.00	0.00
TINDA	KG	27.50	90.00	110.00	55.00	70.00	45.00
TURAI	KG	27.50	85.00	100.00	65.00	80.00	85.00
KARAILA	KG	37.50	120.00	125.00	80.00	100.00	42.50
ARVI	KG	0.00	0.00	0.00	0.00	0.00	0.00
CHILLIES GREEN	KG	52.50	160.00	165.00	80.00	80.00	45.00
CARROT	KG	0.00	0.00	0.00	0.00	0.00	0.00
CUCUMBER (KHEERA)	KG	37.50	82.50	105.00	42.50	50.00	50.00
LEMON	250GM	47.50	60.00	80.00	77.50	60.00	75.00
SUGAR REFINED	KG.	60.00	76.00	78.00	60.00	60.00	58.50
GUR AV.QLTY	KG.	95.00	100.00	110.00	75.00	80.00	67.50
HONEY LANGANESE 500 GM.	BOTTLE	740.00	680.00	690.00	800.00	800.00	800.00
MILO 200 GM.	BOTTLE	200.00	220.00	215.00	220.00	220.00	220.00
CUSTARD POWDER RAFHAN 300 GM.	PKT	80.00	85.00	85.00	80.00	80.00	80.00
TOFFEE (HILAL)	EACH	1.00	2.00	2.50	1.00	1.00	2.00
CHOWKELATE CANDY (SMALL SIZE)	EACH	5.00	10.00	10.00	5.00	5.00	5.00
SWEETMEAT (MIXED)	KG	250.00	350.00	350.00	280.00	280.00	320.00
ICE CREAM WALLS	CUP.	40.00	40.00	45.00	42.50	40.00	40.00
ICE	KG	15.00	10.00	15.00	10.00	20.00	17.50
JAM AHMED/MITCHELLES	BOTTLE	140.00	160.00	115.00	130.00	190.00	147.50
SQUASH-MITCHELLES	BOTTLE	160.00	160.00	175.00	165.00	160.00	150.00
ROOH AFZA	BOTTLE	170.00	170.00	175.00	170.00	170.00	180.00
JAM-E-SHIREEN	BOTTLE	180.00	160.00	170.00	180.00	170.00	180.00
SAUNF	50 GM	15.50	19.00	18.00	20.00	40.00	15.00
CINAMON LOOSE AV. QLTY	50 GM.	22.50	30.00	40.00	50.00	100.00	22.50
CUMINSEED WHITE NATIONAL	50 GM.	50.00	52.00	50.00	54.00	54.00	54.00
PEPPER BLACK NATIONAL	50 GM.	110.00	80.00	75.00	110.00	110.00	110.00
CLOVES LOOSE AV.QLTY	50 GM.	90.00	30.00	30.00	120.00	110.00	120.00
CARDAMOM LARGE LOOSE AV.QLTY	50 GM.	145.00	150.00	140.00	120.00	210.00	105.00
CARDAMOM SMALL AV.QLTY	50 GM.	180.00	75.00	75.00	100.00	190.00	120.00
SALT-POWDERED (LAHOR) LOOSE	KG.	10.00	15.00	14.00	10.00	10.00	10.00
SALT POWDERED (NATIONAL/SHAN)	PKT	25.00	30.00	25.00	25.00	25.00	25.00
CHILLIES POWD.NATIONAL 200GM	PKT	105.00	120.00	120.00	110.00	105.00	105.00
CHILLIES POWDER LOOS	KG.	310.00	450.00	350.00	320.00	300.00	290.00
CORRIANDER SEED POWD.NATIONAL	PKT	104.00	80.00	80.00	116.00	115.00	104.00
CORRIANDER SEED (LOOSE)	KG.	230.00	165.00	290.00	240.00	300.00	210.00
TURMERIC POWD.NATIONAL 50GM	PKT.	35.00	56.00	35.00	35.00	39.00	35.00
CURRY POWD. NATIONAL 200 GM	PKT.	87.00	90.00	100.00	104.00	104.00	87.00
TOMATO KETCHUP AHMED/MITCHL	BOTTLE	85.00	105.00	105.00	90.00	100.00	100.00
PICKLES AHMED/MITCHELLES	BOTTLE	105.00	120.00	115.00	130.00	130.00	110.00
VINEGAR SYNTHETIC (SIRKA)	BOTTLE	85.00	50.00	60.00	55.00	55.00	72.50
GARLIC	KG	220.00	330.00	325.00	320.00	310.00	200.00
GINGER	KG	205.00	175.00	180.00	280.00	210.00	250.00
TAPAL DANEDAR TEA 200GM PACKET	PKT	183.16	170.00	170.00	160.52	174.00	157.89
TEA LIPTON YELLOW LABEL 200GM.	PKT.	192.10	175.00	175.00	195.00	180.00	195.00

Contd.

7.11 Intercity Consumer Prices May, 2017

Description	Unit	Quetta	Turbat	Gawadar	Loralai	Khuzdar	D.M. Jamali
TEA LOOSE KENYA AV.QLTY 250GM.	PKT.	112.50	172.50	200.00	155.00	170.00	180.00
COFFEE-NESCAFE 75 GM. **	BOTTLE	300.00	300.00	280.00	220.00	270.00	275.00
COLD DRINK (STANDARD SIZ)	BOTTLE	25.00	30.00	30.00	25.00	25.00	25.00
FRUIT JUICE TETRA PACK	PKT.	30.00	20.00	20.00	30.00	20.00	20.00
MINERAL WATER NESTLE 1.5 LTR	BOTTLE	45.00	50.00	50.00	50.00	50.00	50.00
CIGARETTES K-2 10'S **	PKT	70.00	30.00	28.00	70.00	80.00	60.00
CIGARETTES CAPSTAN 10'S **	PKT	67.00	80.00	80.00	78.75	85.00	75.00
CIGARETTES GOLD LEAF 20'S	PKT	130.00	140.00	140.00	140.00	140.00	135.00
CIGARETTES MORVEN GOLD 20'S	PKT	67.00	80.00	80.00	80.00	80.00	75.00
BETEL LEAVES	50GM.	40.00	40.00	45.00	35.00	70.00	55.00
BETEL NUTS	KG.	235.00	240.00	240.00	300.00	350.00	200.00
LONG CLOTH 57" GUL AHMED/AL-KARAM	METER	210.00	200.00	185.00	290.00	275.00	225.00
SHIRTING AV.QLTY.	METER	150.00	150.00	160.00	145.00	200.00	155.00
PANT CLOTH W & WEAR AV.QLTY	METER	300.00	270.00	300.00	370.00	200.00	200.00
LAWN PRINTED GUL AHMED/AL-KARAM	METER	200.00	200.00	180.00	245.00	245.00	205.00
GEORGETTE AV.QLTY	METER	105.00	90.00	80.00	135.00	130.00	70.00
LINEN AV.QLTY ***	METER	100.00	70.00	75.00	135.00	160.00	100.00
HEAVY WT SUITING LAWERNCPUR AVG QLTY	METER	1100.00	1100.00	1100.00	1000.00	1100.00	900.00
HEAVY WT SUITING LAWERNCPUR SUP QLTY	METER	1300.00	1300.00	1300.00	1500.00	1300.00	1300.00
TROPICAL SUITING LAW.PUR	METER	950.00	950.00	950.00	1000.00	950.00	950.00
PANT BOY 24"/26" LENGTH.	EACH	375.00	400.00	360.00	500.00	1100.00	325.00
SHIRT BOY 24"/26" LENGTH	EACH	275.00	350.00	340.00	300.00	950.00	325.00
SCHOOL UNI. PANT,SHIRT BOYS	SUIT	900.00	1200.00	900.00	625.00	1150.00	485.00
SCHOOL UNI. KAMEEZ,SHAL.BOYS	SUIT	1200.00	1000.00	900.00	590.00	1150.00	350.00
SCHOOL UNI. KAMEEZ,SHAL.GIRL	SUIT	1300.00	1000.00	1000.00	600.00	1150.00	600.00
FROCK W/WEAR GIRLS	EACH	450.00	300.00	350.00	600.00	1100.00	550.00
AWAMI-SUIT W & W(BOY) 24"/26	SUIT	475.00	1000.00	850.00	687.50	687.50	550.00
AWAMI-SUIT W&W (GENTS)AV.QLTY	SUIT	675.00	900.00	850.00	875.00	875.00	1100.00
PULLOVER GENTS OXFORD/BON.	EACH	3250.00	2000.00	2000.00	2800.00	2000.00	2250.00
PULLOVER LADIES OXFORD/BON.	EACH	3350.00	2150.00	2175.00	3000.00	2750.00	2000.00
PULLOVER (GENTS) OTHERS A.QTY	EACH	725.00	600.00	575.00	1350.00	950.00	1800.00
SECOND-HAND COAT FOR MEN	EACH	300.00	250.00	250.00	200.00	300.00	325.00
SECONDHAND SWEETER FOR MEN DUP QLTY	EACH	350.00	200.00	200.00	350.00	220.00	200.00
SECONDHAND WINTER JACKET	EACH	325.00	275.00	250.00	170.00	200.00	275.00
UNDERWEAR AV.QLTY MEDIUM SIZE	EACH	65.00	100.00	95.00	110.00	200.00	65.00
VEST FOR MEN AV.QLTY.	EACH	75.00	130.00	105.00	107.50	200.00	130.00
VEST/SHAMEEZ (WOMEN) AVG. QLTY	EACH	105.00	160.00	170.00	115.00	250.00	100.00
SOCKS NYLON (PAKISTANI)	PAIR	67.50	120.00	120.00	75.00	80.00	70.00
BRASSIER AV.QLTY.	EACH	100.00	120.00	120.00	115.00	200.00	130.00
BRASSIER SUP QLTY	EACH	250.00	200.00	200.00	300.00	500.00	212.50
DOPATTA GEORGETTE AV.QLTY.	EACH	210.00	300.00	300.00	235.00	330.00	190.00
DOPATTA COTTON AV GLTY	EACH	125.00	245.00	235.00	170.00	350.00	140.00
CHADDAR (WWEAR) (2x2.5 MTR)	EACH	230.00	300.00	300.00	312.50	400.00	525.00
LUNGI/DHOTI(COTTON) AVG. QLTY	EACH	240.00	265.00	285.00	450.00	360.00	275.00
HANDKERCHIEF AVG. QLTY PAK	EACH	30.00	50.00	60.00	45.00	70.00	45.00
HANDKERCHIEF SUP. QLTY PAK	EACH	50.00	65.00	70.00	95.00	95.00	65.00
GLOVES AV QLTY	PAIR	55.00	95.00	85.00	60.00	300.00	45.00
AZARBAND COTTON AVG. QLTY	EACH	12.50	20.00	20.00	13.50	20.00	47.50
SEWING THREAD/REEL(ASLI PARI)	EACH	4.00	7.00	7.00	7.00	7.00	5.50
WASHING CHARGES PAINT & SHIRT	SUIT	65.00	60.00	75.00	75.00	175.00	100.00
DRY CLEANING SUIT COAT PANT	SUIT	150.00	300.00	350.00	350.00	350.00	155.00
WASHING CH. (KAMIZ-SHALWAR)	PAIR	40.00	50.00	60.00	80.00	80.00	65.00
TAILORING SHIRT	EACH	265.00	250.00	250.00	300.00	300.00	275.00
TAILORING CHARGES PANT (MEN)	EACH	425.00	375.00	500.00	400.00	375.00	700.00
TAILORING COAT-PANT SUIT	SUIT	3250.00	3250.00	4000.00	3500.00	3250.00	3500.00
TAILORING AWAMI-SUIT (MALE)	SUIT	650.00	550.00	550.00	575.00	575.00	475.00
TAILORING SUIT FEMALE	SUIT	600.00	400.00	450.00	575.00	575.00	375.00
GENTS SHOES PAUL BATA	PAIR	1199.00	1199.00	1199.00	1199.00	1199.00	1199.00
GENTS SANDAL BATA	PAIR	699.00	699.00	699.00	699.00	699.00	699.00
GENTS SPOUNG CHAPPAL BATA	PAIR	179.00	179.00	179.00	179.00	179.00	179.00
LADIES SANDAL BATA	PAIR	499.00	499.00	499.00	499.00	499.00	499.00

Contd.

7.11 Intercity Consumer Prices May, 2017

Description	Unit	Quetta	Turbat	Gawadar	Loralai	Khuzdar	D.M. Jamali
LADIES SPOUNG CHAPPAL BATA	PAIR	179.00	179.00	179.00	179.00	179.00	179.00
CHILD SHOE POWER LITE BATA	PAIR	599.00	599.00	599.00	599.00	599.00	599.00
GENTS SHOE, ART 1109 SERVICE	PAIR	999.00	999.00	999.00	999.00	999.00	999.00
NYLON JOGGER 27 SIZE 2-5 ***	PAIR	1299.00	1299.00	1299.00	1299.00	1299.00	1299.00
CHINA FOOT WEAR AV. QLTY (MALE) *	PAIR	475.00	900.00	750.00	950.00	250.00	750.00
CHINA FOOT WEAR AV. QLTY (FEMALE) *	PAIR	300.00	600.00	600.00	350.00	250.00	550.00
CHINA FOOT WEAR AV. QLTY (CHILDREN) *	PAIR	285.00	550.00	600.00	300.00	250.00	400.00
SHOE REPAIR HALF SOLE	PAIR	90.00	120.00	150.00	75.00	90.00	85.00
SHOES POLISH CHARGES AVERAGE SHOP	PAIR	20.00	30.00	30.00	17.50	20.00	20.00
HOUSE RENT (combined)	MONTH	11525.00	5828.57	7083.33	4959.04	1997.00	3746.55
rent 2	pm	11525.00	5828.57	7083.33	4959.04	1997.00	3746.55
RENT3	PM	11525.00	5828.57	7083.33	4959.04	1997.00	3746.55
RENT4	PM	11525.00	5828.57	7083.33	4959.04	1997.00	3746.55
RENT5	PM	11525.00	5828.57	7083.33	4959.04	1997.00	3746.55
RENT6	PM	11525.00	5828.57	7083.33	4959.04	1997.00	3746.55
SYNTHETIC ENEMAL ROBIALAC BALTI 3.64 LTR.	EACH	1650.00	1640.00	1820.00	1550.00	1900.00	1800.00
SYNTHETIC ENEMAL ICI BALTI 3.64 LTR.	EACH	1875.00	1850.00	2150.00	1650.00	1900.00	1450.00
CEMENT (LOCAL) SPECIFY BRAND NAME	BAG	550.00	575.00	560.00	530.00	580.00	515.00
BRICKS (NEW) IST CLASS	P/1000	6250.00	0.00	0.00	8500.00	8500.00	5750.00
CEMENT BLOCKS (6"x8"x12")	P/100	0.00	2200.00	2500.00	2350.00	1900.00	0.00
BAJREE	100CFT	4250.00	3400.00	4500.00	3150.00	4500.00	2400.00
SAND (BLACK PIT SAND)	K100CFT	3250.00	3000.00	3300.00	3450.00	0.00	2200.00
TIMBER SHESHAM LOG IST QUALITY	cubmt.	55582.00	0.00	0.00	0.00	0.00	0.00
IRON BAR (M.S. BAR) 1/2"	P/TON	7500.00	7800.00	7800.00	7200.00	7300.00	7200.00
CARPENTER WAGE RATE	P/DAY	900.00	1050.00	1200.00	1000.00	1100.00	700.00
MASON (RAJ) WAGE RATE	P/DAY	1100.00	1650.00	1700.00	1200.00	1200.00	800.00
UNSKILLED LABOUR WAGE RATE	P/DAY	550.00	700.00	700.00	650.00	650.00	375.00
PLUMBER WAGE RSTE	P/DAY	800.00	1100.00	1200.00	950.00	1100.00	700.00
ELECTICIAN WAGE RATE PER DAY **	P/DAY	750.00	1200.00	1100.00	800.00	0.00	600.00
ELECTICIAN WAGE RATE PER POINT **	P/PNT	150.00	100.00	110.00	135.00	135.00	125.00
WATER CHARGES PER HOUSE	P/MONTH	125.00	150.00	500.00	0.00	190.00	300.00
ELECT.CHARGES UPTO 50 UNITS	P/UNIT	2.00	2.00	2.00	2.00	2.00	2.00
ELECT.CHARGES 01 - 100 UNIT	P/UNIT	6.18	6.18	6.18	6.18	6.18	6.18
ELECT.CHARGES 101 - 300 UNIT	P/UNIT	9.54	9.54	9.54	9.54	9.54	9.54
ELECT.CHARGES 301 - 1000 UNIT	P/UNIT	16.39	16.39	16.39	16.39	16.39	16.39
ELECT.CHARGES ABOVE 1000 UNIT	P/UNIT	18.39	18.39	18.39	18.39	18.39	18.39
ELEC	PM	10.50	10.50	10.50	10.50	10.50	10.50
GAS CHRg upto 3.3719 MMBUT	MMBTU	128.70	0.00	0.00	0.00	0.00	128.70
GAS CHRg 3.3719 - 6.7438 MMBUT	MMBTU	257.40	0.00	0.00	0.00	0.00	257.40
GAS CHRg 6.7438 - 10.1157 MMBUT	MMBTU	257.40	0.00	0.00	0.00	0.00	257.40
GAS CHRg10.1157 - 13.4876 MMBUT	MMBTU	702.00	0.00	0.00	0.00	0.00	702.00
GAS	PM	702.00	0.00	0.00	0.00	0.00	702.00
GAS	PM	409.50	0.00	0.00	0.00	0.00	409.50
KEROSENE OIL	LTR	56.00	105.00	100.00	110.00	55.00	95.00
FIREWOOD WHOLE	40 KG.	650.00	360.00	425.00	500.00	500.00	475.00
CHAIR SHESHAM WOOD WITH ARMS **	EACH	1150.00	2000.00	2200.00	1800.00	1700.00	1900.00
CHAIR PLASTIC (CHAIRMAN) AVERAGE QUALITY	EACH	550.00	800.00	850.00	587.50	1400.00	825.00
TABLE SHESHAM WOOD (4X2X5") ***	EACH	5500.00	3900.00	3800.00	4500.00	5500.00	5625.00
SOFASET WOODEN WITH FOAM SEAT **	SET	30000.00	10000.00	12000.00	10000.00	12000.00	12000.00
COT IRON (WITH NIWAR)AV.QLTY.	EACH	2600.00	2950.00	2800.00	1675.00	2400.00	2800.00
ALMIRAH (STEEL) 6'X3' 20 GUAGE	EACH	9000.00	10000.00	10000.00	7750.00	12000.00	13000.00
DINNING TABLE 6 CHAIRS A.QLTY	SET	13000.00	24000.00	28000.00	11000.00	11000.00	17500.00
SINGLE BED WITHOUT FOAM MED.	EACH	6500.00	3700.00	3600.00	4400.00	9000.00	5750.00
MATRESS SINGLE(4"THICK)	EACH	3750.00	3500.00	3250.00	3550.00	4500.00	5750.00
FARSHI DARI 12'X9' AV.QLTY	EACH	1000.00	600.00	470.00	1200.00	2200.00	3000.00
DARI COTTON (6'x2 1/2') AV.QL	EACH	475.00	380.00	300.00	550.00	2000.00	425.00
CARPET PLAIN AV. QLTY	SQFT.	61.50	90.00	120.00	42.50	42.50	45.00
QUILT (LIHAF) 3 KG. COTTON	EACH	700.00	500.00	500.00	600.00	1200.00	675.00
BLANKET (90" x 54")	EACH	2000.00	2500.00	2900.00	3000.00	4200.00	5250.00
BEDSHEET SINGLE BED SUP.QLTY	EACH	575.00	425.00	450.00	575.00	1500.00	550.00
BED SHEET DOUBLE WITH TWO PILLOW COVERS SUP QLTY	SET	575.00	600.00	1462.50	725.00	1600.00	950.00

Contd.

7.11 Intercity Consumer Prices May, 2017

Description	Unit	Quetta	Turbat	Gawadar	Loralai	Khuzdar	D.M. Jamali
TOWEL(3'x2') AV. QALTY	EACH	150.00	200.00	300.00	310.00	450.00	225.00
CEILING FAN 48" SUPER QLTY **	EACH	2650.00	3700.00	3600.00	2800.00	3400.00	4000.00
PEDESTAL FAN 22" SUPER QLTY	EACH	3600.00	4000.00	4000.00	4000.00	4000.00	4500.00
REFG. DAWLENCE 10 CFT. D.DOOR	EACH	29500.00	39000.00	38000.00	26500.00	33000.00	37000.00
D-FREEZER WAVES 8 CFT.	EACH	33450.00	35000.00	35000.00	23500.00	36000.00	0.00
AIRCONDITIONER 1.5 TON PEL	EACH	45000.00	60000.00	54500.00	40000.00	51000.00	49500.00
SPLIT AIR CONDITIONER 1.5 TON (SPECIFY BRAND NAME)	EACH	47000.00	45500.00	46000.00	43500.00	39000.00	47500.00
AIRCOOLER SUPER ASIA	EACH	11500.00	9500.00	9000.00	10500.00	10500.00	10000.00
WASHING MACHINE SINGER	EACH	15200.00	14700.00	14700.00	13950.00	14700.00	14700.00
SEWING MACHINE(SINGER)	EACH	5210.00	5400.00	5300.00	4975.00	5210.00	5210.00
GIZER LARGE SIZE 30 GALLON CAPACITY SUP QLTY	EACH	12500.00	15500.00	15250.00	12000.00	20000.00	14750.00
GAS BURNER DOUBLE SPFY.BRAND	EACH	1250.00	1350.00	1200.00	1850.00	2600.00	1500.00
ELECT. IRON PHILIPS MDL.1120	EACH	1150.00	1350.00	1350.00	1900.00	1900.00	1450.00
ELECTRIC JUICER FOR APPLE	EACH	3800.00	3700.00	3600.00	3500.00	3500.00	4000.00
S.STEEL DEGHCHI MEDIUM SIZE ***	EACH	500.00	1000.00	1000.00	500.00	950.00	575.00
ALUMINIUM COOKING PAN (DEGCHI) MED SIZE	EACH	425.00	750.00	900.00	400.00	600.00	500.00
NON STICK COOKING PAN (DEGCHI) SUP. QLTY	EACH	350.00	1050.00	1350.00	345.00	600.00	650.00
FRYING PAN STEEL AVG. QLTY MED. SIZE	EACH	260.00	300.00	290.00	210.00	800.00	475.00
TAWA IORN (MEDIUM SIZE) AVG. QLTY	EACH	200.00	300.00	330.00	225.00	400.00	300.00
S.STEEL PLATE A.QLTY.(M.SIZE)	EACH	85.00	95.00	85.00	47.50	130.00	65.00
TABLE SPOON S.STEEL SUP.QLTY.	DOZEN	325.00	285.00	300.00	355.00	500.00	420.00
WATER SET JUG+6 GLASSES (OMROC)	SET	340.00	600.00	525.00	830.00	900.00	525.00
TEA SET PAK. CHINAWARE 21 PCS.	SET	1450.00	1350.00	1500.00	2500.00	1500.00	2250.00
DINNER SET PLASTIC 72 PIECES SUPERIOR QLTY	SET	4750.00	3450.00	3000.00	5466.67	5466.67	4450.00
HOTPOT SET PLASTIC 3 PCS.	SET	1050.00	600.00	1200.00	1200.00	1600.00	1900.00
BUCKET(BALTI) PLASTIC MED.SIZ	EACH	285.00	380.00	395.00	275.00	450.00	275.00
LOTA PLASTIC (MED SIZE) AVERAGE QUALITY	EACH	40.00	60.00	60.00	50.00	90.00	60.00
PRESURE COOKER 4 LTR.	EACH	1100.00	1400.00	1600.00	1333.33	1800.00	1225.00
WATER COOLER 9/10 LTR.PLASTIC ***	EACH	500.00	700.00	700.00	540.00	600.00	950.00
THERMOS STARVAC 1 LTR	EACH	375.00	730.00	675.00	425.00	700.00	350.00
BULB PHILIPS 100-WATTS	EACH	30.00	30.00	30.00	35.00	35.00	30.00
TUBE LIGHT PHILIPS 40 WATTS	EACH	100.00	135.00	140.00	135.00	130.00	95.00
ELECTRIC BLUBS "0" WATTE LOCAL	EACH	20.00	25.00	20.00	30.00	25.00	25.00
ELECTRIC BLUB ENERGY SAVER 14 WATTS	EACH	180.00	120.00	140.00	180.00	180.00	180.00
WASHING SOAP 250 GMS SPECIFY BRAND NAME	EACH	30.00	24.00	25.00	32.50	40.00	35.00
SURF EXCEL 400 GMS POLY BAG	EACH	130.00	114.00	110.00	130.00	130.00	130.00
WASHING POWDER 1000 GRM	EACH	175.00	192.50	185.00	190.00	155.00	185.00
WASHING POWDER (WHEEL/ BONUS) 100 GRAMS	EACH	85.00	98.00	100.00	90.00	90.00	95.00
CLEANSER POWDER VIM 1000 GM	PKT.	72.00	70.00	80.00	80.00	80.00	75.00
FINIS 500 ML	BOTTLE	187.50	190.00	180.00	193.75	190.00	200.00
PHNYLE TYPHONE/FINIS/CARRANITE 3 LITRES	BOTTLE	120.00	139.00	140.00	140.00	190.00	140.00
HARPIC	BOTTLE	130.00	145.00	150.00	155.00	155.00	150.00
BOOT POLISH CHERRY/KIWI 50ML	EACH	105.00	85.00	98.00	95.00	100.00	105.00
ROBIN BLUE (35 GRAMS)	PKT.	35.00	25.00	30.00	55.00	50.00	25.00
TISSU PAPER PERFUMED 100 PCS.	PKT	100.00	100.00	100.00	130.00	130.00	110.00
TOILET PAPER ROLL (R.PETEL)	P/ROLL	40.00	40.00	40.00	40.00	40.00	40.00
BOOT POLISH LIQUID CHEERY BLOSSOM KIWI 75 ML	BOTTLE	125.00	120.00	120.00	130.00	130.00	140.00
MATCH BOX SMALL	EACH	2.00	2.00	2.00	2.00	2.50	1.50
DRY CELL 1.5 VOLT(LOCAL)	EACH	15.00	15.00	15.00	25.00	30.00	24.50
HAND STITCHING NEEDLE M.SIZE	PACKET	5.00	8.00	8.00	6.00	12.00	5.00
SEWING MACHINE NEEDLE (SINGER)	EACH	5.00	2.00	2.00	5.00	8.00	5.00
HOUSEHOLD SERVANT FEMALE P/T	P/MNTH	1350.00	5000.00	4000.00	1500.00	3500.00	900.00
MARRIAGE HALL WITH FURNITURE	P/HEAD	80.00	50.00	50.00	50.00	50.00	50.00
SEPTRAN TABLETS	10TAB.	20.00	20.00	20.00	20.00	20.00	19.30
BRUFEN TABS 200-MG.	10TAB.	10.00	15.00	15.00	10.00	13.00	10.00
PANADOL TAB. EXTRA/PLAIN	10TAB.	12.00	15.00	15.00	12.00	12.00	12.00
DISPRIN TAB.	10TAB.	12.00	15.00	15.00	13.00	13.00	12.70
TRISIL TAB.	10 TAB	10.00	15.00	15.00	10.00	10.00	10.00
FLAGYL TAB. 200 MG.	10TAB.	10.00	10.00	10.00	10.00	10.00	10.00
VENTOLIN TAB. 2MG.	10TAB.	10.00	10.00	10.00	10.00	10.00	10.00
DAONIL TAB. 5 MG.	10TAB.	17.00	20.00	20.00	17.00	17.00	17.00

Contd.

7.11 Intercity Consumer Prices May, 2017

Description	Unit	Quetta	Turbat	Gawadar	Loralai	Khuzdar	D.M. Jamali
ENTOX TAB.	10TAB.	15.00	12.00	12.00	15.00	10.00	15.00
RENITEC TAB. 5 MG.	10TAB.	59.00	60.00	60.00	58.00	59.00	58.50
CAC. 1000 TAB	BOTTLE	122.00	122.00	122.00	122.00	122.00	124.44
AMOXIL CAPSOLE 250 MG.S	10CAP.	36.00	42.00	40.00	36.00	36.00	35.70
CALCIUM SYRUP SANDOZ	BOTTLE	65.00	65.00	65.00	65.00	64.00	64.00
LEDERPLEX SYRUP	BOTTLE	53.00	50.00	50.00	53.00	53.00	52.74
SANCOS SYRUP (50 ML.)	BOTTLE	30.00	30.00	30.00	30.00	30.00	30.00
PHENERGAN SYRUP 120 ML.	BOTTLE	33.00	35.00	33.00	33.00	33.00	33.00
CALPOL SYRUP 60 ML.	BOTTLE	28.00	28.00	28.00	28.00	28.00	28.00
HYDRYLLIN SYRUP 120 ML.	BOTTLE	69.00	70.00	70.00	69.00	69.00	69.00
POLYFAX EYE OINTMENT	TUBE	21.00	22.00	25.00	21.00	21.00	21.50
BETNESOL EYE DROPS	BOTTLE	34.00	34.45	33.89	34.00	34.00	33.89
EAR DROPS (CARDISPORINE) ***	BOTTLE	23.00	21.00	21.00	25.00	21.00	21.42
BETNOVATE-N OINTMENT 5 GMS	TUBE	16.00	16.00	17.00	16.00	16.00	16.00
BURNOL CREAM 30 GRM	TUBE	55.42	55.42	55.42	55.42	55.42	55.42
VICKS VAPORUB/BALM	BOTTLE	36.00	40.00	40.00	36.00	36.00	36.00
GLYCRINE SMALL BOTTLE	BOTTLE	45.00	30.00	30.00	40.00	30.00	15.00
JOUHAR JOSHANDA	PKT.	10.00	8.50	8.00	10.00	10.00	10.00
GALXOS-D (450 GRMS)	PKT.	151.88	150.00	150.00	146.00	146.00	157.50
GRIFE-WATER WOODWARDS	BOTTLE	50.00	55.00	55.00	55.00	55.00	55.00
SANIPLAST ONE PUTTY	EACH	2.00	3.00	3.00	2.00	2.00	1.45
O.R.S. (NIMCOL)	PKT.	15.00	20.00	20.00	15.00	17.00	17.00
DETTOL (MEDIUM)	BOTTLE	65.00	65.00	65.00	80.00	80.00	80.00
COTTON BANDAGE 2" - 4"	EACH	10.00	20.00	20.00	13.00	30.00	10.00
THERMOMETER CHINA	EACH	35.00	50.00	50.00	35.00	50.00	40.00
DOCTOR (MBBS) CLINIC FEE	P/PAT.	200.00	350.00	500.00	200.00	250.00	150.00
URINE TEST (DR) CHARGES	P/TEST	80.00	300.00	300.00	100.00	100.00	85.00
BLOOD TEST (CP) CHARGES	P/TEST	200.00	350.00	350.00	200.00	200.00	225.00
SUGAR TEST (RANDOM/FASTING BOTH) CHARGES	P/TEST	175.00	300.00	300.00	150.00	150.00	200.00
ECG CHARGES	P/TEST	175.00	400.00	400.00	200.00	300.00	150.00
X-RAY (CHEST) CHARGES	P/X-RAY	300.00	550.00	650.00	250.00	250.00	350.00
CAR SUZUKI 800 CC (W/O. A/C)	EACH	625000.00	0.00	0.00	0.00	0.00	0.00
CAR SUZUKI 1000 CC	EACH	1149000.00	0.00	0.00	0.00	0.00	0.00
CAR TOYOTA 1300 CC	EACH	1800500.00	0.00	0.00	0.00	0.00	0.00
CAR HONDA CIVIC	EACH	2053000.00	0.00	0.00	0.00	0.00	0.00
MOTORCYCLE HONDA CD-70.	EACH	63500.00	68000.00	69000.00	66000.00	0.00	65500.00
MOTORCYCLE YAMAHA 100CC.	EACH	77000.00	79000.00	80000.00	81000.00	0.00	0.00
MOTOR CYCLE HERO 70 CC	EACH	44000.00	50000.00	0.00	50000.00	0.00	0.00
BICYCLE WITH TYRES & TUBES	EACH	7062.50	7250.00	6500.00	7500.00	0.00	7500.00
TYRE CAR WITH TUBE GENERAL	EACH	3250.00	4000.00	4000.00	3200.00	4000.00	3300.00
TYRE MOTOR CYCLE WITHOUT TUBE	EACH	1050.00	1375.00	1400.00	1125.00	1150.00	1100.00
TYRE CYCLE SPECIFY BRAND NAME	EACH	350.00	300.00	300.00	335.00	400.00	475.00
TYRE CAR W/O TUBE	EACH	2950.00	3500.00	3500.00	2350.00	5000.00	2800.00
PETROL SUPER	LITRE	74.00	74.00	74.00	74.00	74.00	74.00
HIGH SPEED DIESEL HSD	LITRE	83.00	83.00	83.00	83.00	83.00	83.00
CNG	K.G.	78.10	0.00	0.00	0.00	0.00	79.90
GAS CYLINDER STAND. SIZE	EACH	1100.00	825.00	770.00	950.00	1200.00	1700.00
MOTOR CYCLE SERVICE CHARGES	EACH	275.00	200.00	250.00	200.00	400.00	200.00
CAR SERVICE CHARGES	EACH	450.00	350.00	500.00	375.00	500.00	300.00
TYRE PUNCTURE CHARGES	EACH	45.00	100.00	85.00	50.00	80.00	65.00
CYCLE OVERHAULING CHARGES	EACH	190.00	150.00	275.00	240.00	300.00	100.00
CAR TAX FOR 800CC TO 1300CC	YEARLY	400.00	400.00	400.00	400.00	400.00	400.00
TRAIN FARE ECO. 1-100 KM.	P/KM.	0.68	0.68	0.68	0.00	0.00	0.68
TRAIN FARE ECO. 101-500 KM.	P/KM.	0.98	0.00	0.98	0.00	0.00	0.98
TRAIN FARE ECO. > 500 KM.	P/KM.	0.89	0.89	0.89	0.00	0.00	0.89
TRAIN FARE IST SLP. 1-100KM	P/KM.	2.10	2.10	2.10	0.00	0.00	2.10
TRAIN FARE IST SLP.101-500 KM	P/KM.	2.59	2.59	2.59	0.00	0.00	2.59
TRAIN FARE IST SLP. > 500 KM	P/KM.	1.99	1.99	1.99	0.00	0.00	1.99
TRAIN FARE A/C SLP. 1-100KM.	P/KM	5.76	5.76	5.76	0.00	0.00	5.76
TRAIN FARE A/C SLP.101-500KM	P/KM.	4.59	4.59	4.59	0.00	0.00	4.59
TRAIN FARE A/C SLP > 500KM.	P/KM	4.16	4.16	4.16	0.00	0.00	4.16

Contd.

7.11 Intercity Consumer Prices May, 2017

Description	Unit	Quetta	Turbat	Gawadar	Loralai	Khuzdar	D.M. Jamali
PLATFORM TICKET	EACH	10.00	5.00	10.00	0.00	0.00	10.00
AUTO RICKSHAW FARES	KM/MIN	65.00	40.00	55.00	65.00	65.00	50.00
FULL TONGA CHARGES	KM/MIN	80.00	0.00	0.00	50.00	0.00	0.00
TAXI 4 SEATER FARE	KM/MIN	60.00	50.00	60.00	60.00	60.00	60.00
BUS FARE MIN (WITHIN CITY)	TICKET	20.00	0.00	0.00	0.00	0.00	0.00
BUS FARE MAX (WITHIN CIT	TICKET	18.00	0.00	0.00	0.00	0.00	0.00
BUS FARE OUTSIDE CITY	P/KM.	0.90	0.90	0.90	0.90	0.90	0.90
A/C BUS FARE OUTSIDE CITY	P/KM.	1.32	1.32	1.32	1.32	1.32	1.32
MINIBUS FARE MIN.WITH IN CITY	TICKET	20.00	0.00	35.00	0.00	0.00	0.00
MINIBUS FARE MAX.WITH IN CITY	TICKET	20.00	0.00	0.00	0.00	0.00	0.00
SUZUKI FARE MIN.WITH IN CITY	TICKET	0.00	10.00	10.00	0.00	15.00	0.00
SUZUKI FARE MAXIMUM W.IN CITY	TICKET	0.00	30.00	40.00	0.00	30.00	0.00
AIR FARE ECONOMY CLASS.	P/KM.	19.26	19.26	19.26	0.00	19.26	0.00
POSTAL ENVELOPE DOMESTIC	EACH	8.00	8.00	8.00	8.00	8.00	8.00
ENVELOPE FOR SAUDI ARABIA	EACH	50.00	50.00	50.00	50.00	50.00	50.00
POSTAL REGISTRATION CHARGES	EACH	28.00	38.00	38.00	38.00	38.00	38.00
U.M.S. REG CHARGES MIN.	EACH	59.00	60.00	60.00	59.00	59.00	60.00
T.C.S. CH. MIN.WITH IN ZONE	EACH	110.00	150.00	150.00	220.00	160.00	150.00
TELEPHONE CHARGES LOCAL CALL	P/CALL	3.94	3.94	3.94	3.94	3.94	3.94
TEL CHARGES OUT SIDE CITY	P/CALL	3.94	3.94	3.94	3.94	3.94	3.94
INTERNET CHARGES	P/HOUR	25.00	30.00	30.00	50.00	50.00	30.00
MOBILE CELL CHARGES	P/UNIT	3.00	3.00	3.00	3.15	4.00	3.00
FAX CHARGES (LOCAL)	P/PAGE	15.00	30.00	25.00	20.00	20.00	15.00
TELEPHONE SET AV. QLTY	EACH	575.00	850.00	800.00	1450.00	2000.00	850.00
MOBILE SET NOKIA/SONY/ERICSON/SAMSUNG WITHOUT CAMERA	EACH	3000.00	2100.00	2100.00	2775.00	3000.00	3750.00
T.V. 20" COLORED WEGA H-A21.	EACH	18000.00	12000.00	11000.00	18000.00	17500.00	20000.00
T.V 20" COLOR CHINA/KORIA)	EACH	13000.00	7000.00	8000.00	12000.00	8500.00	16500.00
V.C.P. PANASONIC/LG/NAT	EACH	6900.00	4500.00	0.00	6000.00	0.00	6500.00
DVD/VCD PLAYER PANASONIC/LG	EACH	5200.00	3500.00	0.00	4800.00	4800.00	4750.00
RADIO WITH C.PLAYER NATIONAL	EACH	1925.00	1750.00	2375.00	2000.00	1900.00	1650.00
PERSONNEL COMPUTER (BRANDED)	EACH	42000.00	28000.00	28000.00	32333.33	32333.33	28000.00
VID. CASSETTE BLK. TDK/SONY	EACH	155.00	150.00	150.00	150.00	0.00	0.00
COM. C.D. (TDK/IMATION)	EACH	72.50	45.00	40.00	43.33	50.00	60.00
TAPE RECORDER CASSETTE BLANK	EACH	40.00	40.00	37.50	35.00	45.00	30.00
VIDEO GAME SEGA 16 BYTE	EACH	1150.00	1000.00	1000.00	1250.00	1250.00	0.00
CINEMA A/C. HIGH CLASS	TICKET	0.00	0.00	0.00	0.00	0.00	0.00
CINEMA NON-A/C HIGH CLASS	TICKET	150.00	0.00	0.00	20.00	0.00	0.00
CABLE CHARGES	PER MONT	400.00	350.00	300.00	300.00	300.00	300.00
TV.LICENCE FEE DOMESTIC	YEARLY	420.00	420.00	420.00	420.00	420.00	420.00
ENGLISH BOOK CLASS V1	EACH	60.00	60.00	60.00	60.00	60.00	60.00
ENGLISH BOOK CLASS IX OR X	EACH	59.50	59.50	59.50	59.50	59.50	59.50
ENG. BOOK IST.YR COMPLETE SET	EACH	65.00	65.00	65.00	65.00	65.00	65.00
ENGLISH BOOK BA/B.SC	EACH	175.00	175.00	175.00	175.00	175.00	175.00
URDU BOOK CLASS V (T.B.BORD)	EACH	73.00	73.00	73.00	73.00	73.00	73.00
URDU BOOK CLASS IX/X(T.B.B)	EACH	65.00	65.00	65.00	65.00	65.00	65.00
URDU BOOK IST.YEAR/INTER	EACH	85.00	85.00	85.00	85.00	85.00	85.00
URDU BOOK BA/B.SC	EACH	175.00	175.00	175.00	175.00	175.00	175.00
MATHS BOOK CALSS V (T.B.B)	EACH	89.00	89.00	89.00	89.00	89.00	89.00
MATHS BOOK CLASS IX OR X	EACH	136.00	136.00	136.00	136.00	136.00	136.00
MATHS BOOK IST.YEAR (T.B.B)	EACH	138.00	138.00	138.00	138.00	138.00	138.00
PAKISTAN STUDIES BOOK BA/B.SC	EACH	300.00	300.00	300.00	300.00	300.00	300.00
DAILY "DAWN"	P/COPY	20.00	19.00	19.00	20.00	20.00	20.00
DAILY "JANG"	P/COPY	13.00	12.00	12.00	13.00	13.00	13.00
DAILY "NAWA-E-WAQT"	P/COPY	13.00	12.00	12.00	12.00	12.00	13.00
WEEKLY "AKHBAR-E-JAHAN"	P/COPY	55.00	55.00	55.00	55.00	55.00	55.00
WEEKLY "MAG"	P/COPY	45.00	45.00	45.00	45.00	55.00	45.00
MONTHLY "NAUNEHAL DIGEST"	P/COPY	35.00	40.00	40.00	35.00	35.00	35.00
PAPER FOOLSCAPE (27"x17")	QUIRE	27.50	25.00	27.00	35.00	60.00	42.50
EXERCISE.BOOK LINED 80/100 PGS	EACH	37.50	40.00	40.00	60.00	60.00	27.50
PENCILGOLDFISH/DEER	EACH	6.00	5.00	6.00	7.00	10.00	5.00
PEN INK DOLLOR 57 ML BOTTLE	EACH	20.00	20.00	20.00	20.00	20.00	20.00

Contd.

7.11 Intercity Consumer Prices May, 2017

Description	Unit	Quetta	Turbat	Gawadar	Loralai	Khuzdar	D.M. Jamali
PHOTOSTATE PAPER 70 GM	PRT	355.00	565.00	575.00	400.00	450.00	350.00
BALL PEN (local)	EACH	10.00	8.00	9.00	10.00	10.00	8.50
FOUNTAIN PEN HERO/WINGS/CHINA	EACH	35.00	45.00	50.00	50.00	50.00	37.50
PRIVATE SCHOOL FEE ENGLISH MEDIUM AVERAGE STANDARD (CLASS I)	P/MONTH	750.00	725.00	1000.00	600.00	600.00	475.00
PRIVATE SCHOOL FEE ENGLISH MEDIUM AVERAGE STANDARD (CLASS V)	P/MONTH	1150.00	900.00	1200.00	750.00	750.00	550.00
PRIVATE SCHOOL FEE ENGLISH MEDIUM AVERAGE STANDARD (CLASS VI)	P/MONTH	1200.00	1350.00	1800.00	1250.00	1250.00	700.00
PRIVATE SCHOOL FEE ENGLISH MEDIUM AVERAGE STANDARD (CLASS X)	P/MONTH	1400.00	1900.00	2000.00	1250.00	1250.00	950.00
PRIVATE MEDICL COLLEGE FEE MBBS (1ST YEAR)	P/MONTH	29166.66	0.00	0.00	0.00	29166.66	0.00
PRIVATE ENGINEERING COLLEGE FEE (ISTR YEAR)	P/MONTH	3380.00	0.00	0.00	0.00	3380.00	0.00
GOVT. COLLEGE FEE 1ST. YEAR	MONTH	16.67	16.67	16.67	16.67	16.67	16.67
GOVT. COLLEGE FEE 4TH. YEAR	MONTH	16.67	16.67	16.67	16.67	16.67	16.67
GOVT. UNIVERSITY FEE MSC.	MONTH	285.83	350.00	350.00	350.00	285.83	350.00
GOVT. MED. COLLEGE FEE MBBS	MONTH	1500.00	0.00	0.00	0.00	1500.00	0.00
GOVT. ENGG. COLL. FEE I YEAR	MONTH	1408.33	0.00	3850.00	0.00	850.00	850.00
COACHING FEE FOR CLASS IX/X	P/MONTH	500.00	1200.00	1500.00	600.00	600.00	1000.00
COACHING CHARGES FOR CLASS 1ST YEAR/INTER (SCIENCE)	P/MONTH	1000.00	0.00	2000.00	0.00	0.00	1500.00
COACHING CHARGES FOR CLASS 1ST YEAR/INTER (COMMERCE)	P/MONTH	1000.00	0.00	1750.00	0.00	0.00	1500.00
I.T. TUITION FEES	P/MONTH	3216.67	0.00	920.00	750.00	3216.67	0.00
MBA TUITION FEES	P/MONTH	3038.33	0.00	0.00	833.33	3038.33	0.00
BREAD TANDOORI ST. SIZE	EACH	10.00	10.00	10.00	10.00	20.00	10.00
COOKED MUTTON (AV. HOTEL)	PLATE	160.00	135.00	225.00	290.00	290.00	115.00
COOKED BEEF (AV. HOTEL)	PLATE	90.00	90.00	190.00	150.00	180.00	95.00
COOKED DAL (AV. HOTEL)	PLATE	65.00	70.00	125.00	100.00	100.00	40.00
CHICKEN BIRYANI FULL/DOUBLE	PLATE	150.00	150.00	190.00	140.00	140.00	90.00
TEA PREPARED (ORDINARY)	CUP	21.00	20.00	20.00	22.50	22.50	20.00
HAIRCUT CHARGES FOR MEN	P/CUT	100.00	100.00	100.00	80.00	80.00	55.00
BEAUTY PORL HAIR STYL CHARGE	P/STY.	350.00	300.00	350.00	250.00	250.00	225.00
SHAVING CHARGES	PER SHV	60.00	50.00	50.00	60.00	60.00	35.00
LIPSTICK S.MISS/MEDORA	EACH	120.00	90.00	100.00	95.00	100.00	105.00
NAIL POLISH S.MISS/MEDORA	EACH	95.00	80.00	80.00	95.00	100.00	80.00
PERFUME MED.SIZE MEDORA/BROACH	EACH	100.00	100.00	100.00	120.00	200.00	200.00
HAIR-OIL AMLA/CHAMBELI	BOTTLE	100.00	90.00	85.00	120.00	130.00	120.00
TOILET SOAP LUX 95 GRAMS	EACH	32.00	35.00	40.00	42.00	40.00	41.00
TOILET SOAP LIFEBOUY 140 GRM	EACH	39.50	40.00	40.00	50.00	50.00	50.00
TOILET SOAP SAFEGUARD BATH SIZE	EACH	50.00	50.00	45.00	60.00	50.00	48.00
TOOTHPASTE MACKLINES 70 GRM	EACH	50.00	50.00	50.00	50.00	50.00	50.00
TOOTHPAST MED SIZE CLGATE 70 GMS	EACH	65.00	70.00	80.00	80.00	80.00	65.00
TOOTHBRUSH SHEILD A/PLAUQUE	EACH	50.00	50.00	50.00	55.00	55.00	47.50
TOOTHPOWDER DENTONIC 90 GRM	EACH	35.00	35.00	35.00	30.00	30.00	30.00
HAIR-COLOUR BEGIN (6 GMS)	EACH	105.00	90.00	90.00	110.00	110.00	105.00
HAIR COLOUR (KALAKOLA)	BOTTLE	130.00	90.00	120.00	100.00	130.00	130.00
FACECREAM PONDS (MEDIUM)	EACH	120.00	100.00	110.00	120.00	180.00	120.00
TALC POWDER VICE ROAY,B.CAT	EACH	145.00	130.00	110.00	140.00	170.00	150.00
BLADE TREET ORDINARY 10'S	PKT.	30.00	30.00	30.00	40.00	50.00	30.00
BLADE 7-O-CLOCK STAIN. 5'S	PKT.	45.00	35.00	35.00	40.00	60.00	30.00
SHAMPOO SUNSILK/PAINTIN 100 ML	BOTTLE	110.00	110.00	110.00	100.00	115.00	100.00
BEAUTY CREAM (FAIR & LOVELY)	EACH	185.00	85.00	180.00	75.00	150.00	185.00
HAIR REMOVING CREAM (EU-CREAM)	TUBE	70.00	60.00	75.00	80.00	80.00	60.00
GEL MEDIUM SIZE	BOTTLE	80.00	60.00	60.00	120.00	150.00	120.00
DISPOSABLE RAZOR GILLET-II	EACH	45.00	45.00	50.00	45.00	50.00	45.00
SHAVING CREAM TOUCH-ME/ADM.	EACH	70.00	50.00	60.00	50.00	70.00	67.50
GOLD TEZABI 24 CT	10 GM.	42857.00	49000.00	47500.00	42750.00	43430.00	43000.00
SILVER TEZABI 24 CT	10 GM.	620.00	1000.00	1100.00	0.00	660.00	650.00
ARTIFICIAL JEWELLARY SET	SET	480.00	1100.00	1050.00	400.00	400.00	500.00
WRIST WATCH GENTS CITIZEN (ORIGINAL) ***	EACH	2550.00	2550.00	2500.00	2550.00	0.00	2500.00
WRIST WATCH LADIES CITIZEN (ORIGINAL) ***	EACH	2550.00	2500.00	2600.00	2500.00	2500.00	2500.00
WALL CLOCK QUARTZ AV.QLTY	EACH	475.00	450.00	350.00	533.33	533.33	500.00
SUITCASE REXIN (24"x16"x6")	EACH	1500.00	1000.00	1150.00	1200.00	2400.00	1000.00
TRUNK MEDIUM SIZE ***	EACH	1000.00	650.00	3000.00	666.67	2500.00	1200.00
PURSE LADIES (LEATHER) AVERAGE QUALITY	EACH	400.00	350.00	250.00	283.33	550.00	425.00

7.11 Intercity Consumer Prices May, 2017

Description	Unit	Value in Rupees	
		Average	% Change
FOOD & NON-ALCOHOLIC BEVERAGES			
WHEAT	10 KG.	326.16	5.65
WHEAT FLOUR FINE/SUPERIOR.	KG.	43.79	1.10
WHEAT FLOUR AVG. QLTY	KG.	38.15	1.26
WHEAT FLOUR BAG	10 KG.	374.29	1.90
MAIDA	KG.	53.27	0.43
SUJI	KG.	54.43	0.28
BESAN AV. QLTY.	KG.	140.03	-0.28
RICE BASMATI SUP. QLTY.	KG.	126.13	-1.80
RICE BASMATI 385/386	KG.	83.79	-2.04
RICE BASMATI BROKEN AV.QLTY	KG.	68.23	-2.14
RICE IRRI-6 (SINDH/PUNJAB)	KG.	49.05	-0.65
VERMICELLI	KG.	82.67	-0.56
BREAD PLAIN MEDIUM SIZE	EACH	41.11	0.00
RUSK (PAPAY)	KG.	194.09	-0.13
BISCUITS-PACKED	PKT	37.51	-0.67
BISCUIT-BAKERY (LOOSE)	250 GM	80.24	-0.39
CORNFLAKS FAUJI 225 GM.	PKT	185.04	0.00
SAMOSA (VEGATABLE)	EACH	13.57	0.00
PASTRY AV.QLTY.	EACH	26.49	0.00
PATTIES (VEGATABLES)	EACH	22.40	-0.45
NIMCO	250 GM	69.04	-0.22
CHIPS	250 GM	75.55	-0.58
BEEF WITH BONE AV.QLTY.	KG	319.00	-0.86
MUTTON AV.QLTY.	KG	652.32	-1.24
CHICKEN FARM BROILER (LIVE)	KG	163.01	8.37
FISH-RAHU MEDIUM SIZE	KG	284.52	0.36
MILK FRESH (UNBOILED)	LTR.	81.94	-0.79
CURD	KG.	94.59	-0.55
MILK TETRA PACK 1/2 LTR.	PKT.	60.17	0.00
LACTOGEN 400 GRAMS	PKT.	434.88	-0.14
POWDER MILK NIDO 400GM.	PKT	373.70	0.25
MILK POWDER LOOSE/PACKED	KG.	493.45	-0.22
BUTTER LOCAL PACKED	50 GM.	31.18	-0.38
EGGS FARM	DOZ	87.92	0.92
MUSTARD OIL AV.QLTY.	KG.	187.24	-1.21
COOKING OIL (DALDA)	2.5LTR	473.54	-0.05
COOKING OIL (PAKWAN) OTHER BRAND SPECIFY	2.5 LTR	413.76	-0.20
VEGETABLE GHEE TIN	2.5KG.	460.26	0.19
VEGETABLE GHEE (LOOSE)	KG.	149.86	0.53
DATES AV.QLTY.	KG.	176.90	0.58
PISTACHIO AV.QLTY.	50 GM.	103.15	-0.24
ALMONDS WHOLE AV.QLTY.	KG.	665.80	-0.03
COCONUT DRY AV.QLTY.	KG.	303.81	0.11
RAISINS AV.QLTY.	50 GM.	21.65	-1.80
GROUNDNUTS (WITH SHELL)	KG.	197.70	1.20
MALTA/MOSAMBI	DOZ	0.00	
KINNU	DOZ	177.33	-4.84
APPLE	KG	168.20	-12.99
ALOO BUKHARA	KG	289.77	-100.00
POMEGRANATE (ANNAR)	KG	0.00	
GRAPES	KG	0.00	
BANANAS	DOZ	84.02	-2.69
MANGO KALMI	KG	151.31	-100.00
GUAVA	KG	0.00	
WATERMELON (TURBOOZ)	KG	29.01	20.27

Contd.

7.11 Intercity Consumer Prices May, 2017

Description	Unit	Value in Rupees	
		Average	% Change
MUSKMELON (KHARBOOZA)	KG	52.40	9.29
SWEETMELON (GARMA)	KG	0.00	
PULSE MASOOR (WHOLE)	KG.	119.41	-0.07
PULSE MASOOR (WASHED)	KG.	127.44	0.64
PULSE MOONG (WASHED)	KG.	128.86	-0.38
PULSE MASH (WASHED)	KG.	197.85	-1.22
PULSE GRAM	KG.	132.15	-2.30
GRAM WHOLE BLACK AV QLTY.	KG.	125.41	-2.30
GRAM WHOLE YELLOW AV.QLTY	KG.	182.84	-1.33
BEANS (LAL LOBIA)	KG.	140.18	-1.14
POTATOES	KG	33.83	-16.58
ONION	KG	28.88	11.95
TURNIP	KG	0.00	
RADISH	KG	0.00	
TOMATOES	KG	36.46	66.76
CABBAGE	KG	0.00	
CAULIFLOWER	KG	0.00	
BRINJAL	KG	35.09	-100.00
PUMPKIN	KG	38.44	-100.00
BOTTLEGOURD	KG	39.46	43.34
LADY FINGER	KG	61.89	-100.00
PEAS	KG	0.00	
SPINACH	KG	0.00	
TINDA	KG	56.26	97.71
TURAI	KG	51.94	-100.00
KARAILA	KG	58.49	-100.00
ARVI	KG	0.00	
CHILLIES GREEN	KG	72.72	6.75
CARROT	KG	0.00	
COCUMBER (KHEERA)	KG	44.43	-18.57
LEMON	250GM	64.58	-19.11
SUGAR REFINED	KG.	59.30	2.34
GUR AV.QLTY	KG.	81.67	-0.01
HONEY LANGANESE 500 GM.	BOTTLE	854.52	0.00
MILO 200 GM.	BOTTLE	216.52	0.00
CUSTARD POWDER RAFHAN 300 GM.	PKT	80.33	-0.15
TOFFEE (HILAL)	EACH	1.44	0.00
CHOWKELATE CANDY (SMALL SIZE)	EACH	5.40	0.00
SWEETMEAT (MIXED)	KG	325.91	-0.87
ICE CREAM WALLS	CUP.	41.91	-1.50
ICE	KG	11.85	-9.03
JAM AHMED/MITCHELLES	BOTTLE	136.71	-0.12
SQUASH-MITCHELLES	BOTTLE	160.13	-0.16
ROOH AFZA	BOTTLE	169.73	-0.42
JAM-E-SHIREEN	BOTTLE	175.26	-0.47
SAUNF	50 GM	18.40	-2.39
CINAMON LOOSE AV. QLTY	50 GM.	27.65	-5.17
CUMINSEED WHITE NATIONAL	50 GM.	56.10	-0.18
PEPPER BLACK NATIONAL	50 GM.	105.13	-0.09
CLOVES LOOSE AV.QLTY	50 GM.	89.34	0.11
CARDAMOM LARGE LOOSE AV.QLTY	50 GM.	133.74	0.76
CARDAMOM SMALL AV.QLTY	50 GM.	111.33	-2.36
SALT-POWDERED (LAHORI) LOOSE	KG.	10.89	-0.46
SALT POWDERED (NATIONAL/SHAN)	PKT	24.95	0.00
CHILLIES POWD.NATIONAL 200GM	PKT	106.28	0.00
CHILLIES POWDER LOOS	KG.	266.17	0.45

Contd.

7.11 Intercity Consumer Prices May, 2017

Description	Unit	Value in Rupees	
		Average	% Change
CORRIANDER SEED POWD.NATIONAL	PKT	102.00	0.00
CORRIANDER SEED (LOOSE)	KG.	243.51	0.00
TURMERIC POWD.NATIONAL 50GM	PKT.	35.78	0.00
CURRY POWD. NATIONAL 200 GM	PKT.	88.35	-0.22
TOMATO KETCHUP AHMED/MITCHL	BOTTLE	95.67	-0.92
PICKLES AHMED/MITCHELLES	BOTTLE	112.31	0.04
VINEGAR SYNTHETIC (SIRKA)	BOTTLE	77.13	-0.38
GARLIC	KG	222.39	13.15
GINGER	KG	146.06	1.15
TAPAL DANEDAR TEA 200GM PACKET	PKT	173.22	-0.02
TEA LIPTON YELLOW LABEL 200GM.	PKT.	198.50	-2.14
TEA LOOSE KENYA AV.QLTY 250GM.	PKT.	161.01	-1.01
COFFEE-NESCAFE 75 GM. **	BOTTLE	332.56	0.00
COLD DRINK (STANDARD SIZ)	BOTTLE	25.17	0.00
FRUIT JUICE TETRA PACK	PKT.	19.71	0.00
MINERAL WATER NESTLE 1.5 LTR	BOTTLE	49.42	0.00
ALCOHOLIC BEVERAGES & TOBACCO			
CIGARETTES K-2 10'S **	PKT	64.64	-0.20
CIGARETTES CAPSTAN 10'S **	PKT	74.68	-0.37
CIGARETTES GOLD LEAF 20'S	PKT	136.25	0.00
CIGARETTES MORVEN GOLD 20'S	PKT	73.73	0.00
BETEL LEAVES	50GM.	74.77	1.00
BETEL NUTS	KG.	381.84	-1.18
CLOTHING & FOOTWEAR			
LONG CLOTH 57" GUL AHMED/AL-KARAM	METER	231.19	-0.76
SHIRTING AV.QLTY.	METER	181.36	-0.31
PANT CLOTH W & WEAR AV.QLTY	METER	406.47	0.00
LAWN PRINTED GUL AHMED/AL-KARAM	METER	298.10	-1.00
GEORGETTE AV.QLTY	METER	148.57	-0.18
LINEN AV.QLTY ***	METER	159.03	-0.24
HEAVY WT SUITING LAWERNCPUR AVG QLTY	METER	1435.42	0.00
HEAVY WT SUITING LAWERNCPUR SUP QLTY	METER	1873.96	-0.13
TROPICAL SUITING LAW.PUR	METER	1177.11	-0.21
PANT BOY 24"/26" LENGTH.	EACH	535.23	-1.58
SHIRT BOY 24"/26" LENGTH	EACH	417.32	-0.17
SCHOOL UNI. PANT,SHIRT BOYS	SUIT	732.68	-0.55
SCHOOL UNI. KAMEEZ,SHAL.BOYS	SUIT	693.07	-0.98
SCHOOL UNI. KAMEEZ,SHAL.GIRL	SUIT	723.97	-0.56
FROCK W/WEAR GIRLS	EACH	1134.13	-0.44
AWAMI-SUIT W & W(BOY) 24"/26	SUIT	1055.33	-0.72
AWAMI-SUIT W&W (GENTS)AV.QLTY	SUIT	1392.01	-0.79
PULLOVER GENTS OXFORD/BON.	EACH	2952.31	0.00
PULLOVER LADIES OXFORD/BON.	EACH	2792.25	0.00
PULLOVER (GENTS) OTHERS A.QTY	EACH	1007.54	0.00
SECOND-HAND COAT FOR MEN	EACH	437.86	0.00
SECONDHAND SWEETER FOR MEN DUP QLTY	EACH	323.32	0.16
SECONDHAND WINTER JACKET	EACH	435.35	0.00
UNDERWEAR AV.QLTY MEDIUM SIZE	EACH	132.65	-0.31
VEST FOR MEN AV.QLTY.	EACH	138.57	-0.04
VEST/SHAMEEZ (WOMEN) AVG. QLTY	EACH	161.03	-0.42
SOCKS NYLON (PAKISTANI)	PAIR	90.40	0.00
BRASSIER AV.QLTY.	EACH	162.57	-0.08
BRASSIER SUP QLTY	EACH	382.88	0.00
DOPATTA GEORGETTE AV.QLTY.	EACH	297.35	0.00
DOPATTA COTTON AV GLTY	EACH	239.98	0.00
CHADDAR (W/WEAR) (2x2.5 MTR)	EACH	462.11	-0.02

Contd.

7.11 Intercity Consumer Prices May, 2017

Description	Unit	Value in Rupees	
		Average	% Change
LUNGI/DHOTI(COTTON) AVG. QLTY	EACH	317.36	-1.07
HANDKERCHIEF AVG. QLTY PAK	EACH	43.06	0.00
HANDKERCHIEF SUP. QLTY PAK	EACH	67.71	0.00
GLOVES AV QLTY	PAIR	109.39	0.00
AZARBAND COTTON AVG. QLTY	EACH	18.81	-0.16
SEWING THREAD/REEL(ASLI PARI)	EACH	6.88	0.00
WASHING CHARGES PAINT & SHIRT	SUIT	104.57	-1.58
DRY CLEANING SUIT COAT PANT	SUIT	353.39	-1.17
WASHING CH. (KAMIZ-SHALWAR)	PAIR	75.20	-1.13
TAILORING SHIRT	EACH	394.90	-0.32
TAILORING CHARGES PANT (MEN)	EACH	684.17	-0.18
TAILORING COAT-PANT SUIT	SUIT	4042.41	-0.21
TAILORING AWAMI-SUIT (MALE)	SUIT	603.32	-0.93
TAILORING SUIT FEMALE	SUIT	517.55	-0.93
GENTS SHOES PAUL BATA	PAIR	1204.00	0.00
GENTS SANDAL BATA	PAIR	699.00	0.00
GENTS SPOUNG CHAPPAL BATA	PAIR	189.00	0.00
LADIES SANDAL BATA	PAIR	499.00	0.00
LADIES SPOUNG CHAPPAL BATA	PAIR	179.00	0.00
CHILD SHOE POWER LITE BATA	PAIR	599.00	0.00
GENTS SHOE, ART 1109 SERVICE	PAIR	999.00	0.00
NYLON JOGGER 27 SIZE 2-5 ***	PAIR	1299.00	0.00
CHINA FOOT WEAR AV. QLTY (MALE) *	PAIR	712.40	-0.18
CHINA FOOT WEAR AV. QLTY (FEMALE) *	PAIR	542.95	0.00
CHINA FOOT WEAR AV. QLTY (CHILDREN) *	PAIR	462.76	0.00
SHOE REPAIR HALF SOLE	PAIR	109.11	-0.85
SHOES POLISH CHARGES AVERAGE SHOP	PAIR	19.82	-0.45
HOUSING, WATER, ELECT,GAS & OTH FUEL			
HOUSE RENT (combined)	MONTH	7197.54	0.00
rent 2	pm	7197.54	0.00
RENT3	PM	7197.54	0.00
RENT4	PM	7197.54	0.00
RENT5	PM	7197.54	0.00
RENT6	PM	7197.54	0.00
SYNTHETIC ENEMAL ROBIALAC BALTI 3.64 LTR.	EACH	1899.00	-0.05
SYNTHETIC ENEMAL ICI BALTI 3.64 LTR.	EACH	1962.68	-0.07
CEMENT (LOCAL) SPECIFY BRAND NAME	BAG	532.72	1.22
BRICKS (NEW) IST CLASS	P/1000	7140.01	0.26
CEMENT BLOCKS (6"x8"x12")	P/100	2969.23	-0.47
BAJREE	100CFT	4112.60	0.06
SAND (BLACK PIT SAND)	K100CFT	2312.93	-0.76
TIMBER SHESHAM LOG IST QUALITY	cubmt.	58287.78	0.00
IRON BAR (M.S. BAR) 1/2"	P/TON	73496.68	-1.24
CARPANTER WAGE RATE	P/DAY	886.67	-1.55
MASON (RAJ) WAGE RATE	P/DAY	1002.83	-1.12
UNSKILLED LABOUR WAGE RATE	P/DAY	551.71	-1.47
PLUMBER WAGE RSTE	P/DAY	887.85	-0.89
ELECTICIAN WAGE RATE PER DAY **	P/DAY	823.71	-0.53
ELECTICIAN WAGE RATE PER POINT **	P/PNT	126.73	-0.09
WATER CHARGES PER HOUSE	P/MONTH	131.91	-1.99
ELECT.CHARGES UPTO 50 UNITS	P/UNIT	2.00	0.00
ELECT.CHARGES 01 - 100 UNIT	P/UNIT	6.18	0.00
ELECT.CHARGES 101 - 300 UNIT	P/UNIT	9.54	0.00
ELECT.CHARGES 301 - 1000 UNIT	P/UNIT	16.39	0.00
ELECT.CHARGES ABOVE 1000 UNIT	P/UNIT	18.39	0.00
ELEC	PM	10.50	0.00

Contd.

7.11 Intercity Consumer Prices May, 2017

Description	Unit	Value in Rupees	
		Average	% Change
GAS CHR9 upto 3.3719 MMBUT	MMBTU	128.70	0.00
GAS CHR9 3.3719 - 6.7438 MMBUT	MMBTU	257.40	0.00
GAS CHR9 6.7438 - 10.1157 MMBUT	MMBTU	257.40	0.00
GAS CHR910.1157 - 13.4876 MMBUT	MMBTU	702.00	0.00
GAS	PM	702.00	0.00
GAS	PM	409.50	0.00
KEROSENE OIL	LTR	85.27	0.45
FIREWOOD WHOLE	40 KG.	540.70	0.11
FURNISHING HOUSE HOLD EQUIPMENTS			
CHAIR SHESHAM WOOD WITH ARMS **	EACH	2176.65	-0.77
CHAIR PLASTIC (CHAIRMAN) AVERAGE QUALITY	EACH	814.14	0.00
TABLE SHESHAM WOOD (4X2X5") ***	EACH	5874.99	-0.89
SOFASET WOODEN WITH FOAM SEAT **	SET	17791.60	-0.29
COT IRON (WITH NIWAR)AV.QLTY.	EACH	2291.63	-0.38
ALMIRAH (STEEL) 6'X3' 20 GUAGE	EACH	9721.91	-0.30
DINNING TABLE 6 CHAIRS A.QLTY	SET	21843.67	-0.11
SINGLE BED WITHOUT FOAM MED.	EACH	6329.07	-0.36
MATRESS SINGLE(4"THICK)	EACH	5100.04	-0.05
FARSHI DARI 12'X9' AV.QLTY	EACH	1387.85	-0.45
DARI COTTON (6'x2 1/2') AV.QL	EACH	581.97	0.00
CARPET PLAIN AV. QLTY	SQFT.	43.92	-0.68
QUILT (LIHAF) 3 KG. COTTON	EACH	969.20	-0.39
BLANKET (90" x 54")	EACH	3594.15	-0.28
BEDSHEET SINGLE BED SUP.QLTY	EACH	648.90	-0.44
BED SHEET DOUBLE WITH TWO PILLOW COVERS SUP QLTY	SET	1279.87	-0.02
TOWEL(3'x2') AV. QALTY	EACH	268.15	-0.07
CEILING FAN 48" SUPER QLTY **	EACH	3236.12	-1.71
PEDESTAL FAN 22" SUPER QLTY	EACH	4327.33	-1.38
REFG. DAWLENCE 10 CFT. D.DOOR	EACH	31932.92	-0.57
D-FREEZER WAVES 8 CFT.	EACH	30720.94	-0.32
AIRCONDITIONER 1.5 TON PEL	EACH	43110.00	0.00
SPLIT AIR CONDITIONER 1.5 TON (SPECIFY BRAND NAME)	EACH	44710.55	-0.53
AIRCOOLER SUPER ASIA	EACH	12207.92	-2.47
WASHING MACHINE SINGER	EACH	16130.00	-0.54
SEWING MACHINE(SINGER)	EACH	6647.50	-1.49
GIZER LARGE SIZE 30 GALLON CAPACITY SUP QLTY	EACH	18783.44	-0.08
GAS BURNER DOUBLE SPFY.BRAND	EACH	1882.65	-0.92
ELECT. IRON PHILIPS MDL.1120	EACH	1921.46	-0.07
ELECTRIC JUICER FOR APPLE	EACH	5369.29	-0.29
S.STEEL DEGHCHI MEDIUM SIZE ***	EACH	652.99	-0.19
ALUMINIUM COOKING PAN (DEGCHI) MED SIZE	EACH	628.20	0.00
NON STICK COOKING PAN (DEGCHI) SUP. QLTY	EACH	953.34	0.00
FRYING PAN STEEL AVG. QLTY MED. SIZE	EACH	405.01	-0.19
TAWA IORN (MEDIUM SIZE) AVG. QLTY	EACH	323.79	-0.13
S.STEEL PLATE A.QLTY.(M.SIZE)	EACH	78.37	-0.17
TABLE SPOON S.STEEL SUP.QLTY.	DOZEN	405.36	-0.77
WATER SET JUG+6 GLASSES (OMROC)	SET	532.90	-0.30
TEA SET PAK. CHINAWARE 21 PCS.	SET	1908.50	-1.42
DINNER SET PLASTIC 72 PIECES SUPERIOR QLTY	SET	5658.44	-0.44
HOTPOT SET PLASTIC 3 PCS.	SET	1368.29	-0.09
BUCKET(BALTI) PLASTIC MED.SIZ	EACH	336.64	0.00
LOTA PLASTIC (MED SIZE) AVERAGE QUALITY	EACH	58.18	-0.15
PRESURE COOKER 4 LTR.	EACH	1493.13	-0.45
WATER COOLER 9/10 LTR.PLASTIC ***	EACH	638.78	-1.46
THERMOS STARVAC 1 LTR	EACH	523.19	-0.67
BULB PHILIPS 100-WATTS	EACH	31.68	0.00

Contd.

7.11 Intercity Consumer Prices May, 2017

Description	Unit	Value in Rupees	
		Average	% Change
TUBE LIGHT PHILIPS 40 WATTS	EACH	104.63	0.00
ELECTRIC BLUBS "0" WATTE LOCAL	EACH	22.43	0.00
ELECTRIC BLUB ENERGY SAVER 14 WATTS	EACH	162.63	0.00
WASHING SOAP 250 GMS SPECIFY BRAND NAME	EACH	33.29	-0.30
SURF EXCEL 400 GMS POLY BAG	EACH	121.71	-0.02
WASHING POWDER 1000 GRM	EACH	170.94	-0.22
WASHING POWDER (WHEEL/ BONUS) 100 GRAMS	EACH	95.09	0.79
CLEANSER POWDER VIM 1000 GM	PKT.	78.23	0.00
FINIS 500 ML	BOTTLE	199.10	0.00
PHNYLE TYPHONE/FINIS/CARRANITE 3 LITRES	BOTTLE	151.04	-0.09
HARPIC	BOTTLE	150.93	-0.25
BOOT POLISH CHERRY/KIWI 50ML	EACH	113.43	-1.18
ROBIN BLUE (35 GRAMS)	PKT.	45.59	0.00
TISSU PAPER PERFUMED 100 PCS.	PKT	110.29	-0.23
TOILET PAPER ROLL (R.PETEL)	P/ROLL	39.54	-0.96
BOOT POLISH LIQUID CHEERY BLOSSOM KIWI 75 ML	BOTTLE	144.74	-0.06
MATCH BOX SMALL	EACH	2.18	0.00
DRY CELL 1.5 VOLT(LOCAL)	EACH	24.30	0.00
HAND STITCHING NEEDLE M.SIZE	PACKET	7.97	0.00
SEWING MACHINE NEEDLE (SINGER)	EACH	6.13	-0.82
HOUSEHOLD SERVANT FEMALE P/T	P/MNTH	1995.81	-1.38
MARRIAGE HALL WITH FURNITURE	P/HEAD	117.57	-1.21
HEALTH			
SEPTRAN TABLETS	10TAB.	18.90	0.00
BRUFEN TABS 200-MG.	10TAB.	10.14	0.00
PANADOL TAB. EXTRA/PLAIN	10TAB.	12.24	-0.08
DISPRIN TAB.	10TAB.	12.63	-0.48
TRISIL TAB.	10 TAB	10.25	0.00
FLAGYL TAB. 200 MG.	10TAB.	10.16	0.00
VENTOLIN TAB. 2MG.	10TAB.	10.02	0.00
DAONIL TAB. 5 MG.	10TAB.	17.11	0.00
ENTOX TAB.	10TAB.	13.98	0.00
RENITEC TAB. 5 MG.	10TAB.	58.65	0.00
CAC. 1000 TAB	BOTTLE	123.45	-0.09
AMOXIL CAPSOLE 250 MG.S	10CAP.	36.20	0.00
CALCIUM SYRUP SANDOZ	BOTTLE	64.12	0.00
LEDERPLEX SYRUP	BOTTLE	52.08	0.00
SANCOS SYRUP (50 ML.)	BOTTLE	29.75	0.00
PHENERGAN SYRUP 120 ML.	BOTTLE	33.23	0.00
CALPOL SYRUP 60 ML.	BOTTLE	28.11	0.00
HYDRYLLIN SYRUP 120 ML.	BOTTLE	68.55	0.00
POLYFAX EYE OINTMENT	TUBE	21.25	0.00
BETNESOL EYE DROPS	BOTTLE	33.88	0.00
EAR DROPS (CARDISPORINE) ***	BOTTLE	22.22	0.00
BETNOVATE-N OINTMENT 5 GMS	TUBE	16.29	0.00
BURNOL CREAM 30 GRM	TUBE	55.42	0.00
VICKS VAPORUB/BALM	BOTTLE	36.20	0.00
GLYCRINE SMALL BOTTLE	BOTTLE	24.64	0.00
JOUHAR JOSHANDA	PKT.	9.49	0.00
GALXOS-D (450 GRMS)	PKT.	153.36	0.00
GRIPE-WATER WOODWARDS	BOTTLE	54.63	0.00
SANIPLAST ONE PUTTY	EACH	1.86	0.00
O.R.S. (NIMCOL)	PKT.	17.35	0.00
DETTOL (MEDIUM)	BOTTLE	69.58	-2.16
COTTON BANDAGE 2" - 4"	EACH	10.52	0.00
THERMOMETER CHINA	EACH	45.93	-0.24

Contd.

7.11 Intercity Consumer Prices May, 2017

Description	Unit	Value in Rupees	
		Average	% Change
DOCTOR (MBBS) CLINIC FEE	P/PAT.	201.81	0.00
URINE TEST (DR) CHARGES	P/TEST	113.73	0.00
BLOOD TEST (CP) CHARGES	P/TEST	264.00	0.00
SUGAR TEST (RANDOM/FASTING BOTH) CHARGES	P/TEST	186.28	-0.81
ECG CHARGES	P/TEST	239.03	0.00
X-RAY (CHEST) CHARGES	P/X-RAY	324.29	-1.76
TRANSPORT			
CAR SUZUKI 800 CC (W/O. A/C)	EACH	678096.55	-1.57
CAR SUZUKI 1000 CC	EACH	1168140.74	-3.56
CAR TOYOTA 1300 CC	EACH	1870276.04	-0.23
CAR HONDA CIVIC	EACH	2353611.11	0.00
MOTORCYCLE HONDA CD-70.	EACH	63887.82	0.00
MOTORCYCLE YAMAHA 100CC.	EACH	79709.09	0.00
MOTOR CYCLE HERO 70 CC	EACH	44679.29	-0.07
BICYCLE WITH TYRES & TUBES	EACH	7629.27	-0.29
TYRE CAR WITH TUBE GENERAL	EACH	3199.21	0.00
TYRE MOTOR CYCLE WITHOUT TUBE	EACH	1063.70	0.51
TYRE CYCLE SPECIFY BRAND NAME	EACH	364.27	0.07
TYRE CAR W/O TUBE	EACH	3040.26	0.00
PETROL SUPER	LITRE	74.00	0.00
HIGH SPEED DIESEL HSD	LITRE	83.00	0.00
CNG	K.G.	72.26	-0.29
GAS CYLINDER STAND. SIZE	EACH	1043.24	7.35
MOTOR CYCLE SERVICE CHARGES	EACH	276.26	-0.45
CAR SERVICE CHARGES	EACH	348.72	0.00
TYRE PUNCTURE CHARGES	EACH	68.19	0.00
CYCLE OVERHAULING CHARGES	EACH	308.86	0.00
CAR TAX FOR 800CC TO 1300CC	YEARLY	1840.80	0.00
TRAIN FARE ECO. 1-100 KM.	P/KM.	0.68	0.00
TRAIN FARE ECO. 101-500 KM.	P/KM.	0.98	0.00
TRAIN FARE ECO. > 500 KM.	P/KM.	0.89	0.00
TRAIN FARE IST SLP. 1-100KM	P/KM.	2.11	0.00
TRAIN FARE IST SLP.101-500 KM	P/KM.	2.59	0.00
TRAIN FARE IST SLP. > 500 KM	P/KM.	1.99	0.00
TRAIN FARE A/C SLP. 1-100KM.	P/KM	5.76	0.00
TRAIN FARE A/C SLP.101-500KM	P/KM.	4.59	0.00
TRAIN FARE A/C SLP > 500KM.	P/KM	4.16	0.00
PLATFORM TICKET	EACH	9.85	0.00
AUTO RICKSHAW FARES	KM/MIN	55.62	-0.11
FULL TONGA CHARGES	KM/MIN	65.64	0.00
TAXI 4 SEATER FARE	KM/MIN	84.36	0.00
BUS FARE MIN (WITHIN CITY)	TICKET	10.06	0.00
BUS FARE MAX (WITHIN CIT	TICKET	18.72	0.00
BUS FARE OUTSIDE CITY	P/KM.	0.83	0.00
A/C BUS FARE OUTSIDE CITY	P/KM.	1.34	0.00
MINIBUS FARE MIN.WITH IN CITY	TICKET	13.55	0.00
MINIBUS FARE MAX.WITH IN CITY	TICKET	19.48	0.00
SUZUKI FARE MIN.WITH IN CITY	TICKET	11.25	0.00
SUZUKI FARE MAXIMUM W.IN CITY	TICKET	19.29	0.00
AIR FARE ECONOMY CLASS.	P/KM.	19.26	0.00
COMMUNICATION			
POSTAL ENVELOPE DOMESTIC	EACH	8.00	0.00
ENVELOPE FOR SAUDI ARABIA	EACH	50.38	0.00
POSTAL REGISTRATION CHARGES	EACH	37.25	0.00
U.M.S. REG CHARGES MIN.	EACH	59.12	0.00
T.C.S. CH. MIN.WITH IN ZONE	EACH	155.50	-0.16

Contd.

7.11 Intercity Consumer Prices May, 2017

Description	Unit	Value in Rupees	
		Average	% Change
TELEPHONE CHARGES LOCAL CALL	P/CALL	3.94	0.00
TEL CHARGES OUT SIDE CITY	P/CALL	3.94	0.00
INTERNET CHARGES	P/HOUR	32.99	0.00
MOBILE CELL CHARGES	P/UNIT	3.14	0.00
FAX CHARGES (LOCAL)	P/PAGE	19.47	-0.31
TELEPHONE SET AV. QLTY	EACH	861.07	-1.60
MOBILE SET NOKIA/SONY/ERICSON/SAMSUNG WITHOUT CAMERA	EACH	2897.57	0.11
RECREATION AND CULTURE			
T.V. 20" COLORED WEGA H-A21.	EACH	19111.46	0.00
T.V 20" COLOR CHINA/KORIA)	EACH	11316.67	-0.11
V.C.P. PANASONIC/LG/NAT	EACH	5432.61	0.00
DVD/VCD PLAYER PANASONIC/LG	EACH	4176.25	0.00
RADIO WITH C.PLAYER NATIONAL	EACH	2229.00	0.00
PERSONNEL COMPUTER (BRANDED)	EACH	44611.78	0.00
VID. CASSETTE BLK. TDK/SONY	EACH	144.06	0.00
COM. C.D. (TDK/IMATION)	EACH	51.59	0.00
TAPE RECORDER CASSETTE BLANK	EACH	46.56	0.00
VIDEO GAME SEGA 16 BYTE	EACH	1292.65	0.00
CINEMA A/C. HIGH CLASS	TICKET	122.50	0.00
CINEMA NON-A/C HIGH CLASS	TICKET	67.88	0.00
CABLE CHARGES	PER MONT	293.21	0.00
TV.LICENCE FEE DOMESTIC	YEARLY	420.00	0.00
ENGLISH BOOK CLASS V1	EACH	67.63	0.00
ENGLISH BOOK CLASS IX OR X	EACH	92.61	0.00
ENG. BOOK IST.YR COMPLETE SET	EACH	86.78	0.00
ENGLISH BOOK BA/B.SC	EACH	163.25	0.00
URDU BOOK CLASS V (T.B.BORD)	EACH	62.81	0.00
URDU BOOK CLASS IX/X(T.B.B)	EACH	94.55	0.00
URDU BOOK IST.YEAR/INTER	EACH	60.00	0.00
URDU BOOK BA/B.SC	EACH	144.50	0.00
MATHS BOOK CALSS V (T.B.B)	EACH	91.74	0.00
MATHS BOOK CLASS IX OR X	EACH	209.70	0.00
MATHS BOOK IST.YEAR (T.B.B)	EACH	148.13	0.00
PAKISTAN STUDIES BOOK BA/B.SC	EACH	150.50	0.00
DAILY "DAWN"	P/COPY	19.70	0.00
DAILY "JANG"	P/COPY	12.73	0.00
DAILY "NAWA-E-WAQT"	P/COPY	12.68	0.00
WEEKLY "AKHBAR-E-JAHAN"	P/COPY	55.00	0.00
WEEKLY "MAG"	P/COPY	45.38	0.00
MONTHLY "NAUNEHAL DIGEST"	P/COPY	35.25	0.00
PAPER FOOLSCAPE (27"x17")	QUIRE	38.77	0.00
EXERCISE.BOOK LINED 80/100 PGS	EACH	47.80	0.00
PENCILGOLDFISH/DEER	EACH	7.05	-0.99
PEN INK DOLLOR 57 ML BOTTLE	EACH	22.09	-1.13
PHOTOSTATE PAPER 70 GM	PRT	357.85	-0.07
BALL PEN (local)	EACH	7.48	0.00
FOUNTAIN PEN HERO/WINGS/CHINA	EACH	45.27	-0.29
EDUCATION			
PRIVATE SCHOOL FEE ENGLISH MEDIUM AVERAGE STANDARD (CLASS I)	PER MONTH	1550.55	0.00
PRIVATE SCHOOL FEE ENGLISH MEDIUM AVERAGE STANDARD (CLASS V)	PER MONTH	1738.12	0.00
PRIVATE SCHOOL FEE ENGLISH MEDIUM AVERAGE STANDARD (CLASS VI)	PER MONTH	1933.96	0.00
PRIVATE SCHOOL FEE ENGLISH MEDIUM AVERAGE STANDARD (CLASS X)	PER MONTH	2250.03	0.00
PRIVATE MEDICLE COLLEGE FEE MBBS (IST YEAR)	PER MONTH	46487.91	0.00
PRIVATE ENGINEERING COLLEGE FEE (ISTR YEAR)	PER MONTH	12021.59	0.00
GOVT. COLLEGE FEE IST. YEAR	MONTH	45.15	0.00
GOVT. COLLEGE FEE 4TH. YEAR	MONTH	59.09	0.00

Contd.

7.11 Intercity Consumer Prices May, 2017

Description	Unit	Value in Rupees	
		Average	% Change
GOVT. UNIVERSITY FEE MSC.	MONTH	648.98	0.00
GOVT. MED. COLLEGE FEE MBBS	MONTH	1432.12	0.00
GOVT. ENGG. COLL. FEE I YEAR	MONTH	1787.48	0.00
COACHING FEE FOR CLASS IX/X	PER MONTH	1272.28	0.00
COACHING CHARGES FOR CLASS 1ST YEAR/INTER (SCIENCE)	PER MONTH	1937.74	0.00
COACHING CHARGES FOR CLASS 1ST YEAR/INTER (COMMERCE)	PER MONTH	1577.13	-0.52
I.T. TUITION FEES	PER MONTH	2838.41	0.00
MBA TUITION FEES	PER MONTH	5858.03	0.00
RESTAURANTS AND HOTELS			
BREAD TANDOORI ST. SIZE	EACH	7.96	-0.63
COOKED MUTTON (AV. HOTEL)	PLATE	164.60	-0.94
COOKED BEEF (AV. HOTEL)	PLATE	96.29	-0.14
COOKED DAL (AV. HOTEL)	PLATE	58.99	0.00
CHICKEN BIRYANI FULL/DOUBLE	PLATE	143.11	0.00
TEA PREPARED (ORDINARY)	CUP	20.92	-0.91
MISCELLANEOUS GOODS AND SERVICES			
HAIRCUT CHARGES FOR MEN	P/CUT	82.25	-1.58
BEAUTY PORL HAIR STYL CHARGE	P/STY.	300.36	-0.83
SHAVING CHARGES	PER SHV	46.31	-0.39
LIPSTICK S.MISS/MEDORA	EACH	111.63	0.00
NAIL POLISH S.MISS/MEDORA	EACH	92.75	0.00
PERFUME MED.SIZE MEDORA/BROACH	EACH	172.54	-0.14
HAIR-OIL AMLA/CHAMBELI	BOTTLE	121.13	-0.41
TOILET SOAP LUX 95 GRAMS	EACH	38.53	-0.29
TOILET SOAP LIFEBOUY 140 GRM	EACH	43.70	-1.33
TOILET SOAP SAFEGUARD BATH SIZE	EACH	49.52	-1.01
TOOTHPASTE MACKLINES 70 GRM	EACH	50.38	0.00
TOOTHPAST MED SIZE CLGATE 70 GMS	EACH	68.75	-0.07
TOOTHBRUSH SHEILD A/PLAUQUE	EACH	41.23	0.00
TOOTHPOWDER DENTONIC 90 GRM	EACH	31.83	-0.25
HAIR-COLOUR BEGIN (6 GMS)	EACH	105.88	-0.47
HAIR COLOUR (KALAKOLA)	BOTTLE	128.25	-0.09
FACECREAM PONDS (MEDIUM)	EACH	122.63	0.00
TALC POWDER VICE ROAY,B.CAT	EACH	146.23	-0.26
BLADE TREET ORDINARY 10'S	PKT.	36.18	-1.38
BLADE 7-O-CLOCK STAIN. 5'S	PKT.	35.06	-0.34
SHAMPOO SUNSILK/PAINTIN 100 ML	BOTTLE	105.53	0.00
BEAUTY CREAM (FAIR & LOVELY)	EACH	149.23	-3.02
HAIR REMOVING CREAM (EU-CREAM)	TUBE	67.25	-0.18
GEL MEDIUM SIZE	BOTTLE	103.22	0.00
DISPOSABLE RAZOR GILLET-II	EACH	43.55	-0.57
SHAVING CREAM TOUCH-ME/ADM.	EACH	65.31	0.00
GOLD TEZABI 24 CT	10 GM.	42908.40	1.59
SILVER TEZABI 24 CT	10 GM.	661.91	1.44
ARTIFICIAL JEWELLARY SET	SET	828.38	-1.89
WRIST WATCH GENTS CITIZEN (ORIGINAL) ***	EACH	3708.45	0.00
WRIST WATCH LADIES CITIZEN (ORIGINAL) ***	EACH	3689.22	0.00
WALL CLOCK QUARTZ AV.QLTY	EACH	585.26	0.00
SUITCASE REXIN (24"x16"x6")	EACH	1311.34	-1.19
TRUNK MEDIUM SIZE ***	EACH	1653.22	-0.91
PURSE LADIES (LEATHER) AVERAGE QUALITY	EACH	787.18	-1.05

8. PUBLIC FINANCE

8.1 Customs Revenue Receipts

(Million Rupees)

S. No.	Description	Annual				
		2011-12	2012-13	2013-14	2014-15	2015-16
1	Meat, fish and their preparations	93.75	151.69	253.87	322.60	470.73
2	Milk, butter, cheese and honey	2478.59	2235.00	2879.15	5371.62	4577.30
3	Fruits, nuts and vegetables	1427.16	1554.43	2368.46	2830.70	5718.73
4	Coffee, nuts and vegetables	3547.64	3730.56	3713.70	4202.54	6385.82
5	Oil-seeds and miscellaneous fruits	120.73	146.20	176.67	1117.13	2765.29
6	Vegetable plaiting materials	616.43	868.55	998.91	828.97	852.59
7	Animal and vegetable fats and oil	18417.04	20247.00	20658.72	21183.29	25910.37
8	Sugar and confectionery	372.89	291.17	383.73	523.17	818.76
9	Edible, preparation of cereal & vegetables	2916.04	3099.12	3991.29	5319.78	6788.91
10	Beverages, spirits and vinegars	192.14	176.65	179.36	228.65	279.05
11	Residues on waste from the food industries prepared animal fodder	53.16	59.44	141.58	2622.94	4359.11
12	Tobacco	251.94	144.14	213.57	136.15	164.87
13	Mineral, fuel, oils and products thereof	19140.05	20398.80	16760.58	24413.27	37991.81
14	Chemicals and chemical products	6798.82	7327.76	8239.32	10379.73	11883.91
15	Pharmaceutical products	1822.78	1893.71	2111.88	2507.92	3032.98
16	Dyes, colours, paints and varnishes	2538.32	2671.14	3611.13	4077.15	4838.49
17	Perfumery, soap and toilet preparations	3912.94	3778.08	4894.55	6321.37	7740.78
18	Albuminodal substances modified stareehes gulesenzymes	202.99	215.36	287.14	488.59	626.50
19	Matches and other explosives	22.32	22.61	25.30	18.81	37.11
20	Photographic and cinematographic goods	1178.39	1254.43	1583.89	1823.38	2544.33
21	Plastic & articles thereof	8807.12	349.73	11055.67	13198.11	15812.87
22	Rubber and articles thereof	2352.45	8820.77	2395.14	3179.46	6472.21
23	Leather articles and footwear	1937.81	2143.80	2051.86	2459.12	3303.33
24	Wood & articles of wood wood charcoal	557.80	2010.44	542.99	837.99	1301.24
25	Wood, paper and stationery	6730.50	475.48	6085.09	8503.06	9412.67
26	Silk yarn and fabrics	130.81	5357.43	139.29	316.29	422.13
27	Fabrics of wool, flax ramle metal vegetable	473.08	136.97	706.41	1039.73	1355.32
28	Cotton, Textile fabrics, Paper Yarn	786.13	490.74	2065.56	1057.36	2567.15
29	Yarn and fabrics of man-made fiber	7616.66	1422.08	8773.16	11587.37	13433.31
30	Carpets & other floor covering	432.76	6523.28	285.80	328.81	430.79
31	Special Woven Fabrics and Variety (58)	434.56	274.42	352.95	454.87	552.60
32	Textile articles including knitted & crocheted goods	2254.15	1969.33	2627.81	3551.13	5298.75
33	Other madeup textile articles, set worm clothing & textile articles rugs	1336.37	1093.49	1375.49	1620.10	2501.88
34	Glass and earthen-ware	3522.41	3198.22	4459.56	5938.18	8998.91
35	Precious metal, stones, pearls & imitation jewellery	28.71	40.01	65.58	90.60	207.56
36	Iron and steel manufactures	10048.48	10545.65	9211.16	17154.45	40140.83
37	Metals other than gold,silver,iron & steel	1144.22	1253.23	1866.33	2518.70	4481.37
38	Cutlery, tools articles of base metals	1002.80	1015.61	1324.08	1608.30	2264.13
39	Machinery and mechanical appliances	11605.92	12362.55	13742.20	20289.00	26190.69
40	Electric machinery and equipment	9928.03	10396.39	11325.52	22583.98	21382.12
41	Railway and tramway plant and rolling stock	125.87	393.05	447.75	1147.92	299.92
42	Motor and other vehicles	43090.45	42305.56	36314.43	49408.87	61946.64
43	Ships, boats and aircraft's	117.96	108.57	79.44	1045.69	3823.94
44	Clocks and watches and parts thereof	47.19	60.14	66.04	61.53	154.00
45	Arms and ammunitions	464.96	507.58	317.19	336.89	103.86
46	Toys, games and sports goods	324.33	278.43	346.34	488.01	967.27
47	Sub-total (1 to 46)	181405.65	183798.79	191495.64	265523.28	361612.93
48	All other articles	46869.49	66022.29	58234.50	49707.26	56561.39
49	Gross Collection (47 to 48)	228275.14	249821.08	249730.14	315230.54	418174.32
50	Refund & Rebates	8453.67	10362.12	8731.76	9090.69	11993.96
51	Net collection (54-55)	219821.47	239458.96	240998.38	306139.85	406180.36
52	Total imports duty	213285.30	...	233783.87	283865.95	377416.18
53	1 % Ware House Charges	1660.09	...	1182.93	808.69	648.13
54	Miscellaneous	3870.35	...	4469.01	5010.68	5613.38
55	Export duties	471.07	...	475.78	495.05	580.79
56	25% Export Development Charges	5291.13	...	6119.22	5921.88	5365.62
57	Regularity Duty	2111.14	...	3699.32	19128.26	28549.96

Contd.

8.1 Customs Revenue Receipts

(Million Rupees)

S. No.	Description	Monthly			
		May, 2016	Jun, 2016	Jul,2016	Aug,2016
1	Meat, fish and other preparations	23.71	29.67	34.79	37.16
2	Milk, Butter, Cheese and Honey	569.46	744.79	909.32	788.60
3	Fruits, nuts and vegetables	588.70	574.51	377.41	613.71
4	Coffee, nuts and vegetables	517.48	508.86	571.41	702.09
5	Oil-seeds & miscellaneous fruits	246.35	494.91	224.31	413.46
6	Vegetable plaiting Materials	59.16	63.06	70.03	76.84
7	Animal and vegetable fats and oil	2441.11	1888.21	1517.92	1944.57
8	Sugar and confectionery	69.66	73.77	55.09	75.38
9	Edible, preparation of cereals and vegetables	651.68	743.73	642.99	740.14
10	Beverages, spirits and vinegars	35.65	35.07	26.87	30.15
11	Residues an Waste from the food industries, Prepared animal fodder	405.07	520.87	180.26	217.58
12	Tobacco	5.05	12.28	24.11	6.18
13	Minerals, fuel, oils and products thereof	4009.16	4836.16	2293.53	3707.14
14	Chemicals and chemicals products	1172.56	1146.14	979.64	1027.48
15	Pharmaceutical products	331.66	341.83	311.35	306.82
16	Dyes, colours, paints and varnishes	534.80	478.51	390.40	435.08
17	Perfumery, soap and toilet preparations	713.60	703.44	657.16	790.38
18	Albuminoidal substances modified starches, glues,enzymes	61.23	64.09	48.61	72.96
19	Matches and other explosives	2.20	1.17	3.40	0.33
20	Photographic and cinematographic goods	231.85	255.45	183.78	249.12
21	Plastic and articles thereof	1598.57	1546.80	1185.86	1533.05
22	Rubber and articles thereof	691.71	654.76	617.59	809.71
23	Leather articles and footwear	444.65	441.81	211.77	683.66
24	Wood & articles of wood; wood charcoal	137.63	126.87	104.20	146.27
25	Wood, paper and stationery	997.78	898.21	758.43	942.93
26	Silk yarn and fabrics	59.59	36.97	24.99	36.14
27	Fabrics of Wool, flax, ramle metal, vegetable	124.22	118.95	128.84	137.20
28	Cotton, textile, fibre & other paper & veg yarn	275.54	159.03	138.86	174.75
29	Yarn and fabrics of man-made fiber	1282.52	1094.02	1187.41	1396.38
30	Carpets & other floor covering	39.28	47.99	23.10	26.22
31	Special Woven Fabrics and Variety	51.78	56.81	36.87	70.65
32	Textile articles including knitted & crocheted goods	445.95	449.55	401.76	557.87
33	articles;rugs	199.26	182.59	158.04	219.54
34	Glasses and earthen/ware	820.31	1042.91	779.04	891.25
35	Precious metals,stones,pearls & imitation jewellery	24.81	44.30	19.05	21.66
36	Iron & steel manufactures thereof	3737.75	4259.85	3013.83	3626.19
37	Metals other than gold, silver, iron & steel	416.41	609.30	556.37	424.05
38	Cutlery, tools articles of base metals	225.26	243.54	186.45	228.27
39	Machinery and mechanical appliances	2963.37	2864.25	2271.97	3782.63
40	Electric machinery and equipment	1885.16	2021.68	1735.58	2297.53
41	Railway and tramway plant and rolling stock	25.36	34.37	65.96	43.29
42	Motor and other vehicles	5935.83	6190.58	4601.34	5716.96
43	Ships, boats and Air crafts	701.69	2015.71	79.70	176.11
44	Clocks, watches and parts thereof	21.18	15.97	8.73	15.59
45	Arms and ammunitions	2.40	5.47	4.04	4.82
46	Toys, games and sports goods	111.08	119.42	86.94	118.41
47	Sub total (1 to 46)	35889.23	38798.23	27889.10	36316.29
48	All other articles	274.90	22991.35	1683.49	2478.98
49	Total Import Duty	31636.01	55833.32	26103.35	34398.77
50	Warehouse Charges	55.82	45.90	37.13	42.28
51	Regularity Duty	3229.08	3575.38	2704.81	3430.08
52	Miscellienous	705.33	1769.55	323.74	462.65
53	0.25 % Export Development Charges	506.39	477.53	394.71	436.68
54	Export Duties	31.47	87.60	9.20	24.84
55	Gross	36164.10	61789.28	29572.94	38795.30
56	Refund	186.07	35.27	17.12	21.29
57	Rebate	1691.98	916.50	999.09	1018.35
58	Refund & Rebate	1878.05	951.77	1016.21	1039.64
59	Net	34286.05	60837.51	28556.73	37755.66

Contd.

8.1 Customs Revenue Receipts

(Million Rupees)

S. No.	Description	Monthly				
		Sep,2016	Oct,2016	Nov,2016	Dec,2016	Jan,2017
1	Meat, fish and other preparations	57.85	61.28	93.59	121.44	116.40
2	Milk, Butter, Cheese and Honey	286.60	384.47	697.92	461.67	550.38
3	Fruits, nuts and vegetables	805.51	933.91	692.33	613.44	674.33
4	Coffee, nuts and vegetables	554.87	533.27	513.06	711.15	680.20
5	Oil-seeds & miscellaneous fruits	390.99	278.77	439.83	436.96	500.17
6	Vegetable plaiting Materials	83.25	81.83	75.78	81.96	77.05
7	Animal and vegetable fats and oil	1856.39	1987.67	2014.23	2123.04	2090.31
8	Sugar and confectionery	57.04	88.32	93.24	78.95	89.77
9	Edible, preparation of cereals and vegetables	510.68	614.60	659.04	675.40	756.11
10	Beverages, spirits and vinegars	21.64	22.18	15.10	15.51	22.25
11	Residues an Waste from the food industries, Prepared animal fodder	52.80	170.54	250.03	310.88	223.32
12	Tobacco	21.46	29.15	17.17	10.21	20.02
13	Minerals, fuel, oils and products thereof	4488.10	4148.40	5421.43	6792.99	4522.23
14	Chemicals and chemicals products	785.85	865.10	955.31	1027.81	1063.95
15	Pharmaceutical products	316.86	259.74	308.01	329.70	309.55
16	Dyes, colours, paints and varnishes	383.54	391.93	438.67	443.16	476.57
17	Perfumery, soap and toilet preparations	606.22	667.00	729.58	812.49	760.57
18	Albuminoidal substances modified starches, glues,enzymes	63.29	63.03	75.20	65.68	61.97
19	Matches and other explosives	1.49	0.46	0.39	8.61	0.60
20	Photographic and cinematographic goods	187.86	203.62	191.39	239.26	201.29
21	Plastic and articles thereof	1161.58	1257.01	1281.70	1398.69	1425.43
22	Rubber and articles thereof	623.73	667.62	550.77	727.90	680.28
23	Leather articles and footwear	366.78	443.51	281.52	254.16	304.86
24	Wood & articles of wood; wood charcoal	117.04	119.23	134.30	153.84	155.40
25	Wood, paper and stationery	696.20	770.45	746.87	908.25	851.98
26	Silk yarn and fabrics	24.20	20.99	20.39	27.26	35.94
27	Fabrics of Wool, flax, ramle metal, vegetable	122.04	129.53	136.53	145.36	156.25
28	Cotton, textile, fibre & other paper & veg yarn	179.63	143.70	125.49	162.15	196.38
29	Yarn and fabrics of man-made fiber	1355.55	942.70	1168.41	1246.15	1294.31
30	Carpets & other floor covering	21.17	29.21	34.89	45.72	45.16
31	Special Woven Fabrics and Variety	54.63	54.19	61.64	78.76	71.19
32	Textile articles including knitted & crocheted goods	687.74	596.98	780.02	763.33	608.83
33	articles;rugs	295.94	299.47	316.05	267.57	240.33
34	Glasses and earthen/ware	767.84	723.09	664.97	939.94	974.99
35	Precious metals,stones,pearls & imitation jewellery	22.96	16.15	13.13	13.31	17.18
36	Iron & steel manufactures thereof	2665.10	3338.53	3677.84	3656.70	3959.02
37	Metals other than gold, silver, iron & steel	357.84	354.11	412.81	462.95	488.83
38	Cutlery, tools articles of base metals	178.02	178.56	196.53	219.62	228.52
39	Machinery and mechanical appliances	2285.67	3159.88	2521.12	2588.41	2909.05
40	Electric machinery and equipment	2222.65	2126.13	2100.66	3062.19	2921.03
41	Railway and tramway plant and rolling stock	36.89	39.74	11.35	26.08	111.57
42	Motor and other vehicles	5249.14	5553.85	6318.70	5723.51	7043.85
43	Ships, boats and Air crafts	235.00	142.32	122.87	251.80	475.19
44	Clocks, watches and parts thereof	6.35	8.27	13.84	18.40	16.00
45	Arms and ammunitions	0.70	16.45	0.39	3.87	21.95
46	Toys, games and sports goods	73.05	73.38	86.09	134.16	161.49
47	Sub total (1 to 46)	31339.73	32990.32	35460.18	38640.39	38592.05
48	All other articles	4397.26	2207.77	2982.05	7565.04	1421.71
49	Total Import Duty	31983.96	31234.42	34277.22	41423.99	35645.56
50	Warehouse Charges	34.62	41.41	33.46	57.64	43.89
51	Regularity Duty	2819.49	2953.09	3106.53	3369.00	3270.29
52	Miscellienous	471.91	505.61	490.22	794.40	586.01
53	0.25 % Export Development Charges	403.03	435.93	482.14	502.36	408.63
54	Export Duties	24.04	28.41	51.84	58.08	59.66
55	Gross	35736.96	35198.87	38441.41	46205.47	40014.04
56	Refund	60.56	40.73	23.12	19.05	58.92
57	Rebate	1114.57	957.91	982.71	718.17	884.91
58	Refund & Rebate	1175.13	998.64	1005.83	737.22	943.83
59	Net	34561.83	34200.23	37435.58	45468.25	39070.21

Contd.

8.1 Customs Revenue Receipts

(Million Rupees)

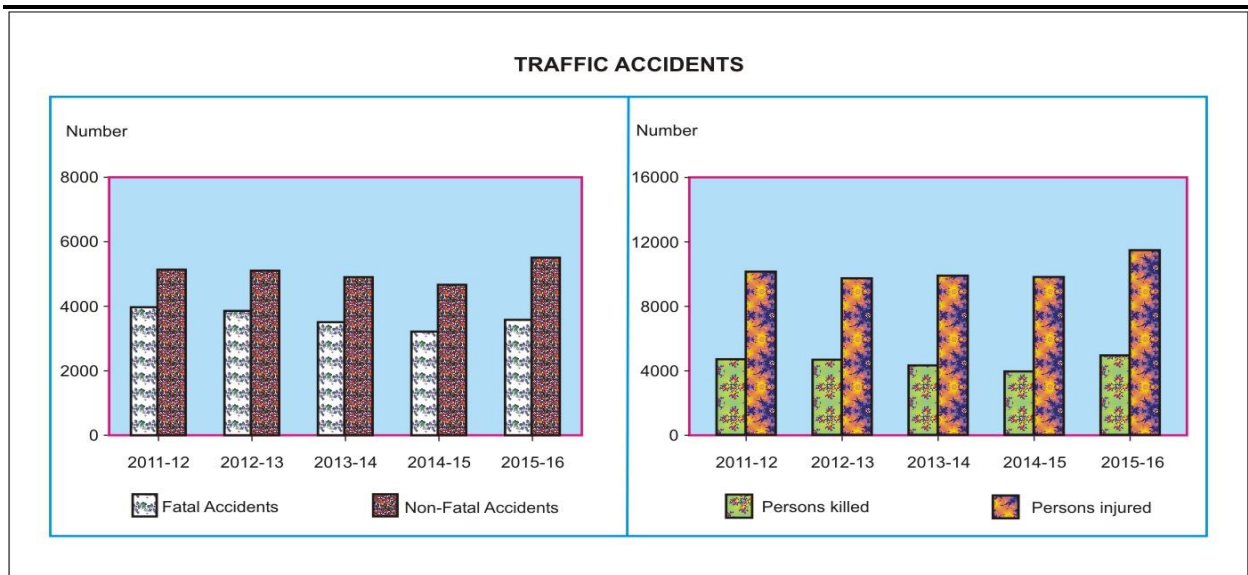
S. No.	Description	Monthly			
		Feb,2017	Mar,2017	Apr,2017	May, 2017
1	Meat, fish and other preparations	77.22	51.02	26.20	22.65
2	Milk, Butter, Cheese and Honey	871.27	654.55	579.59	1045.10
3	Fruits, nuts and vegetables	552.11	686.98	706.04	621.81
4	Coffee, nuts and vegetables	777.47	713.13	583.34	544.77
5	Oil-seeds & miscellaneous fruits	364.91	291.05	535.05	491.74
6	Vegetable plaiting Materials	76.14	100.28	94.46	83.99
7	Animal and vegetable fats and oil	2020.19	2473.42	2092.73	2707.50
8	Sugar and confectionery	73.12	90.41	65.00	80.65
9	Edible, preparation of cereals and vegetables	654.12	679.41	794.91	660.29
10	Beverages, spirits and vinegars	19.90	36.23	43.65	37.33
11	fodder	403.00	548.52	405.10	156.19
12	Tobacco	5.78	15.98	12.36	13.28
13	Minerals, fuel, oils and products thereof	4405.10	6104.36	5720.77	6413.90
14	Chemicals and chemicals products	1069.45	1158.32	1187.24	1017.90
15	Pharmaceutical products	263.48	336.89	339.59	349.02
16	Dyes, colours, paints and varnishes	435.21	506.65	527.70	498.77
17	Perfumery, soap and toilet preparations	672.65	837.75	814.73	843.55
18	Albuminoidal substances modified starches, glues,enzymes	81.88	96.65	71.83	87.78
19	Matches and other explosives	1.98	1.77	0.35	0.09
20	Photographic and cinematographic goods	194.24	188.79	206.76	209.89
21	Plastic and articles thereof	1479.70	1637.42	1585.15	1535.10
22	Rubber and articles thereof	610.73	674.24	704.38	667.06
23	Leather articles and footwear	382.69	200.46	334.94	580.90
24	Wood & articles of wood; wood charcoal	153.17	159.47	153.76	147.37
25	Wood, paper and stationery	855.92	1028.85	1001.44	834.69
26	Silk yarn and fabrics	44.43	21.27	26.72	27.36
27	Fabrics of Wool, flax, ramle metal, vegetable	148.52	128.45	126.41	139.43
28	Cotton, textile, fibre & other paper & veg yarn	191.67	194.60	256.16	194.41
29	Yarn and fabrics of man-made fiber	1220.69	948.94	1080.66	1172.99
30	Carpets & other floor covering	57.68	47.23	41.13	39.80
31	Special Woven Fabrics and Variety	52.29	37.86	50.91	53.39
32	Textile articles including knitted & crocheted goods	622.17	340.29	596.61	716.88
33	articles;rugs	200.21	172.10	159.25	165.09
34	Glasses and earthen/ware	894.02	627.32	619.39	838.91
35	Precious metals,stones,pearls & imitation jewellery	23.02	16.51	20.18	30.32
36	Iron & steel manufactures thereof	3701.14	4315.76	4363.98	4737.62
37	Metals other than gold, silver, iron & steel	453.24	518.21	516.13	469.71
38	Cutlery, tools articles of base metals	237.49	172.67	215.26	263.72
39	Machinery and mechanical appliances	3152.30	3197.21	3367.75	3135.63
40	Electric machinery and equipment	1871.15	2039.90	1926.67	1988.39
41	Railway and tramway plant and rolling stock	44.06	96.79	240.48	20.13
42	Motor and other vehicles	6312.53	7699.13	7816.67	8667.45
43	Ships, boats and Air crafts	187.30	295.56	434.81	342.58
44	Clocks, watches and parts thereof	20.68	9.88	11.88	26.32
45	Arms and ammunitions	2.79	1.98	0.69	4.63
46	Toys, games and sports goods	133.2	88.3	132.98	170.7
47	Sub total (1 to 46)	36072.01	40242.56	40591.79	42856.78
48	All other articles	-358.17	9777.06	3630.48	5579.14
49	Total Import Duty	31539.23	45686.92	39785.50	43492.53
50	Warehouse Charges	49.60	48.81	63.54	59.60
51	Regularity Duty	3101.91	3046.15	3116.25	3583.01
52	Miscellaneous	552.16	677.16	778.20	816.24
53	0.25 % Export Development Charges	434.33	483.36	434.57	426.76
54	Export Duties	36.62	77.36	44.17	57.66
55	Gross	35713.85	50019.58	44222.23	48435.80
56	Refund	7.99	35.01	42.73	49.25
57	Rebate	1079.70	1184.91	981.80	792.19
58	Refund & Rebate	1087.69	1219.92	1024.53	841.44
59	Net	34626.16	48799.66	43197.70	47594.36

Source: Federal Board of Revenue, Islamabad.

9. SOCIAL

9.1 Data on Traffic Accidents

Year/Month	Total Number of Accidents	Accident		Persons		Total Number of Vehicles Involved
		Fatal	Non - Fatal	Killed	Injured	
PAKISTAN						
2011-12	9140	3966	5174	4758	10145	9986
2012-13*	8988	3884	5104	4719	9710	9876
2013-14*	8359	3500	4859	4348	9777	9423
2014-15*	7865	3214	4651	3954	9661	8949
2015-16*	9100	3591	5509	4448	11544	10636
2016						
May	874	327	547	405	1237	1023
Jun	760	311	449	386	985	904
Jul	843	335	508	411	1009	991
Aug	736	287	449	371	1028	853
Sep	827	345	482	426	1138	963
Oct	787	324	463	417	1063	938
Nov	765	346	419	397	1041	899
Dec	676	265	411	384	880	781
2017						
Jan	735	341	394	444	1006	846
Feb	731	330	401	423	983	883
Mar	812	360	452	437	1023	921
Apr	864	356	508	438	1125	1050
May	904	382	522	452	1157	1070



Note: Data from July,2012 onward includes ICTs.

* Included Islamabad

Contd.

9.1 Data on Traffic Accidents

Year/Month	Total Number of Accidents	Accident		Persons		Total Number of Vehicles Involved
		Fatal	Non - Fatal	Killed	Injured	
ISLAMABAD						
2012-13	201	107	94	109	180	212
2013-14	256	120	136	132	206	256
2014-15	216	107	109	118	182	217
2015-16	244	120	124	140	209	244
2016 May	22	9	13	10	14	22
Jun	23	9	14	11	13	23
Jul	19	10	9	11	17	19
Aug	18	12	6	12	12	18
Sep	18	12	6	14	8	18
Oct	17	7	10	9	8	17
Nov	27	17	10	9	8	17
Dec	14	8	6	9	19	14
2017 Jan	13	6	7	8	15	13
Feb	14	8	6	8	4	14
Mar	28	12	16	12	9	28
Apr	16	12	4	13	6	16
May	20	11	9	12	9	20
PUNJAB						
2011-12	4990	2361	2629	2888	5071	4990
2012-13	4587	2213	2374	2692	4515	4587
2013-14	3696	1717	1979	2145	3941	3696
2014-15	3054	1435	1619	1750	3652	3054
2015-16	3288	1576	1712	2053	4550	3288
2016 May	311	148	163	197	539	311
Jun	230	123	107	163	347	230
Jul	268	129	139	157	338	268
Aug	244	119	125	145	371	244
Sep	309	164	145	200	443	309
Oct	266	129	137	199	460	266
Nov	285	157	128	187	416	285
Dec	260	125	135	160	383	260
2017 Jan	372	209	163	273	454	372
Feb	309	176	133	211	349	309
Mar	396	213	183	266	529	396
Apr	388	199	189	237	528	388
May	378	202	176	250	481	378
SINDH						
2011-12	1054	681	373	756	681	1121
2012-13	935	582	353	696	637	960
2013-14	945	613	332	791	893	1103
2014-15	881	583	298	771	863	1029
2015-16	924	634	290	749	754	1144
2016 May	79	53	26	59	58	89
Jun	80	59	21	70	42	90
Jul	91	66	25	78	47	98
Aug	86	54	32	92	157	94
Sep	71	50	21	74	82	80
Oct	89	63	26	63	44	97
Nov	79	61	18	73	110	97
Dec	76	53	23	66	87	86
2017 Jan	60	36	24	43	59	68
Feb	70	51	19	82	172	84
Mar	61	40	21	53	64	71
Apr	62	44	18	51	49	76
May	68	47	21	55	48	75

Contd.

9.1 Data on Traffic Accidents

Year/Month	Total Number of Accidents	Accident		Persons		Total Number of Vehicles Involved
		Fatal	Non - Fatal	Killed	Injured	
KHYBER P.K.						
2011-12	2772	785	1987	953	3913	3501
2012-13	2968	846	2122	1059	4016	3736
2013-14	3120	877	2243	1033	4257	3934
2014-15	3399	942	2457	1137	4524	4260
2015-16	4287	1083	3204	1299	5527	5490
2016 May	426	99	327	116	588	552
Jun	393	102	291	123	533	512
Jul	426	105	321	131	569	557
Aug	345	77	268	92	443	440
Sep	381	91	290	96	516	490
Oct	389	110	279	126	518	521
Nov	352	97	255	114	481	472
Dec	303	73	230	94	384	390
2017 Jan	270	75	195	100	454	364
Feb	315	80	235	94	416	445
Mar	299	83	216	88	340	387
Apr	364	89	275	124	493	526
May	392	106	286	118	562	537
BALUCHISTAN						
2011-12	324	139	185	161	480	374
2012-13	297	136	161	163	362	381
2013-14	342	173	169	247	480	434
2014-15	315	147	168	178	440	389
2015-16	357	178	179	207	504	470
2016 May	36	18	18	23	38	49
Jun	34	18	16	19	50	49
Jul	39	25	14	34	38	49
Aug	43	25	18	30	45	57
Sep	48	28	20	42	89	66
Oct	26	15	11	20	33	37
Nov	22	14	8	14	26	28
Dec	23	6	17	55	7	31
2017 Jan	20	15	5	20	24	29
Feb	23	15	8	28	42	31
Mar	28	12	16	18	81	39
Apr	34	12	22	13	49	44
May	46	16	30	17	57	60

Source: Provincial Police Departments & ICT Police.

9.2 Data on Telecommunication 2017

Months	Distribution of Cellular Mobile Subscribers					
	Total	Moblink	CM Pak	Ufone	Telenor	Warid
Jan	137095352	51534764	27496157	18478378	39586053	-
Feb	137791721	51876119	27706481	18456580	39752541	-
Mar	139108964	52467361	28008535	18470351	40162717	-
Apr	139615595	52715972	27924625	18545001	40429997	-
May	140516259	52887845	28214245	18509224	40904945	-
Jun						
Jul						
Aug						
Sep						
Oct						
Nov						
Dec						

Source : Pakistan Telecommunication Authority, Islamabad.

9.3 Visitors at Archaeological Museum in Pakistan

Area/ attraction	March, 2017		April, 2017		May, 2017	
	Foreigner	National	Foreigner	National	Foreigner	National
PAKISTAN	1558	159667	1785	210061	1508	123893
ISLAMABAD	493	67194	608	117049	522	60230
Pakistan Museum of Natural History	21	10510	33	17635	24	7688
Lok Virsa Heritage Museum	266	22586	295	30828	221	19908
Pakistan Monument Museum	180	33241	251	67728	246	32216
Pakistan Railway Heritage Museum	26	857	29	858	31	418
PUNJAB	697	75014	862	76962	681	53056
Lahore Museum Lahore	228	16813	251	17115	266	11453
Allama Iqbal Library & Museum, Sialkot.	2	1110	2	680	3	650
Museum, Taxila, Rawalpindi	199	15295	310	15639	290	14940
Museum, Harappa, Sahiwal.	37	7464	15	5450	13	4456
Allama Iqbal Museum, Javaid Manzil, Lahore	7	339	10	400	5	404
PMDC Khewara Mines Museum, Chakwal	224	33993	274	37678	104	21153
SINDH	319	14486	258	11593	283	8877
National Museum of Pakistan, Karachi	36	5391	3	3751	47	1503
Sindh Provincial Museum, Hyderabad.	20	2406	16	2556	6	2160
Museum, Banbhore, Thatta.	-	300	6	22	2	405
Museum, Moenjodaro, Larkana.	38	2965	5	2116	18	1718
Museum Umerkot, Tharparkar.	-	1160	2	1258	1	1075
Quid-e-Azam Birth Place, Karachi.	2	466	3	92	3	412
Quid-e-Azam House Museum, Karachi.	223	1798	223	1798	206	1604
KHYBER PAKHTUNKHWA	49	2848	57	4323	22	1588
Peshawar Museum, Peshawar.	33	1868	36	3264	22	1188
Museum Saidu Sharif, Swat.	16	624	21	618	*	*
Dir Museum, Chakdara	-	356	-	441	-	400
BALUCHISTAN	-	125	-	134	-	142
Museum Balochistan, Quetta.	-	125	-	134	-	142

Source:-Department of Archaeology and Museum,
Government of Pakistan & Provincial Government

9.4 Visitors at Heritage Site in Pakistan

Area/ attraction	March, 2017		April, 2017		May, 2017	
	Foreigner	National	Foreigner	National	Foreigner	National
PAKISTAN	951	497810	704	273347	464	386011
PUNJAB	797	471339	564	261200	411	375873
Jahangir's Tomb, Lahore	201	17000	40	13000	40	7500
Shalimar Garden, Lahore	31	27280	17	17910	39	13595
Royal Fort (Shahi Qila), Lahore	312	396300	121	189201	162	309388
Hiran Minar & Tank, Sheikhpura	17	8000	61	20000	9	20000
Harappa, Sahiwal	37	7464	15	5450		
Taxila, Rawalpindi	199	15295	310	15639	161	25390
SINDH	38	8240	31	4796	23	9638
Banbhore , Thatta.	-	300	6	22	1	1200
Makli Hill Monument, Thatta	-	3815	18	1400	11	3200
Moenjodaro, Larkana.	38	2965	5	2116	11	1822
Umerkot Fort, Tharparkar.	-	1160	2	1258	-	3416
KHYBER PAKHTUNKHWA.	116	18231	109	7351	30	500
Remains of Takht-i-Bhai, Mardan	68	17558	44	6800	*	*
Butkara Site Museum, Saidu Sharif, Swat	13	73	15	251	*	*
Julian Site, Haripur	35	600	50	300	30	500
BALUCHISTAN						

Source: Department of Archaeology and Museum.
Government of Pakistan & Provincial Government.

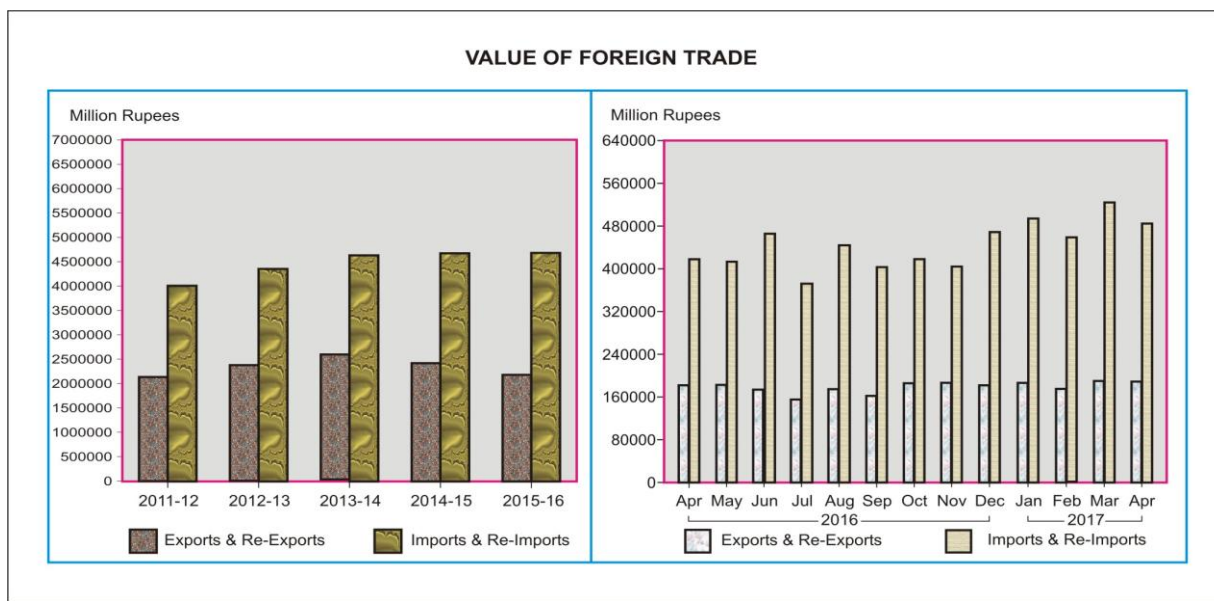
10. TRADE

10.1 Value of Foreign Trade

(Million Rupees)

Year / Month	Exports	Re-Exports	Imports	Re-Imports	Balance of Trade
2011-12	2110605.5	18570.2	4009093.0	--	-1883049.0
2012-13	2366477.8	9946.3	4349879.5	--	-1973455.4
2013-14	2583463.2	16369.1	4630520.8	1855.7	-2032544.2
2014-15	2397513.0	20191.2	4644151.6	20961.9	-2247409.3
2015-16	2166846.4	18574.8	4658748.9	20748.0	-2494075.7
2016 Apr	179622.0	2031.5	399929.3	1779.7	-220055.5
May	191221.3	869.1	416800.7	1692.1	-226402.4
Jun	172176.3	2328.9	464126.8	1875.5	-291497.1
Jul	154463.0	1146.8	370368.8	1645.0	-216404.0
Aug	172989.6	2117.8	450160.7	2053.6	-277106.9
Sep	160787.3	1266.7	400544.8	1786.6	-240277.4
Oct	183040.8	1452.0	417105.7	1804.0	-234416.9
Nov	183930.6	2054.0	440287.5	1653.6	-255956.5
Dec	180320.7	1593.3	467036.0	1898.0	-287020.0
2017 Jan	185875.9	710.4	491952.8	1952.9	-307319.4
Feb	171029.4	4261.1	457799.8	1947.4	-284456.7
Mar	187921.8	1585.1	521302.4	2324.6	-334120.1
Apr *	188385.9	196.8	519814.4	1733.8	-332965.5

* : Provisional

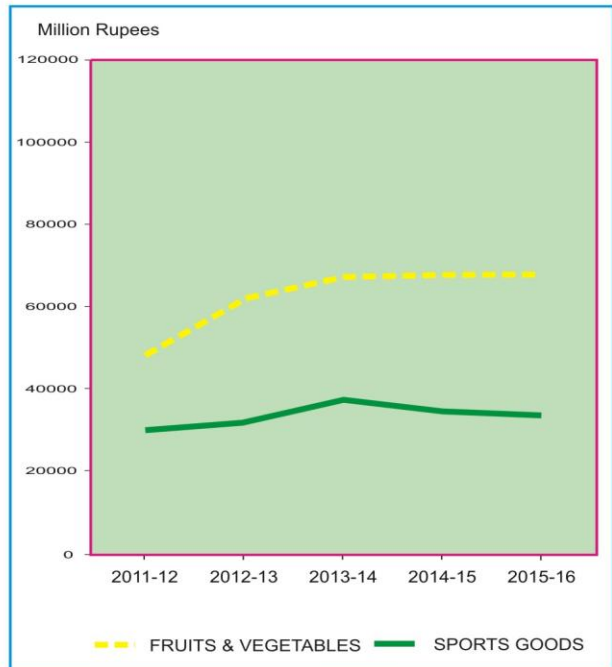
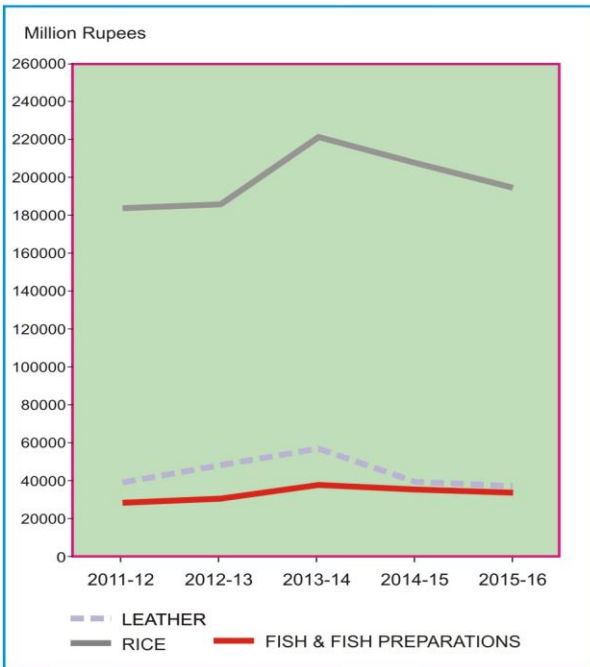
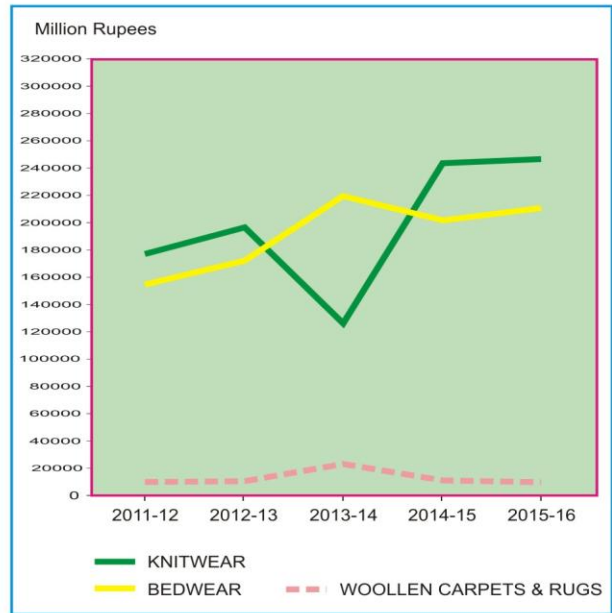
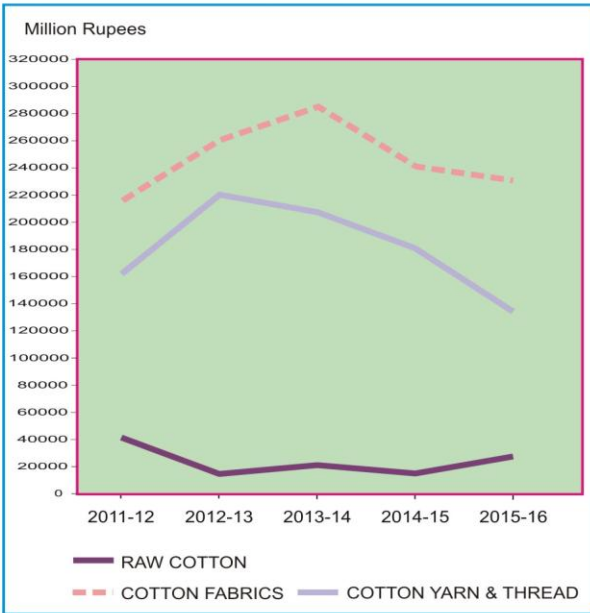


10.2 Exports by Commodity/Group

(Million Rupees)

Year/ Month	Raw Cotton	Cotton Fabrics	Cotton Yarn and Thread	Knitwear	Bedwear	Woollen Carpets & Rugs	Leather	Rice	Fish & Fish Prepara- tions	Fruits & Vege- tables	Sports goods
2011-12	41392.6	218159.8	163403.5	176652.4	155108.3	10113.5	39841.2	184405.0	28597.6	48321.8	30241.0
2012-13	14888.1	260237.5	219017.0	197434.3	172724.2	11484.6	48455.7	186623.1	30759.1	62126.8	32375.2
2013-14	21352.5	285130.2	207199.9	235564.7	219961.7	12616.2	56496.4	222906.7	37917.6	66703.9	37259.6
2014-15	14932.7	248430.9	188615.4	243718.7	213017.9	11772.5	49582.8	206266.3	35429.4	67864.3	34293.6
2015-16	7948.1	230757.3	134027.9	246267.3	210543.5	9896.6	37802.9	194249.6	33918.4	66839.6	33861.6
2016 Apr	35.6	20325.0	9980.9	19087.1	17818.5	887.7	3273.4	18154.0	3209.4	5144.1	3325.8
May	34.7	19507.5	10004.9	22765.3	19246.7	875.1	3685.5	17465.6	3641.5	4563.3	3125.1
Jun	66.4	15485.6	9451.1	22682.5	16442.5	679.0	2980.8	15067.3	2027.2	4199.5	2982.4
Jul	342.9	18186.7	11039.7	21543.2	17750.5	721.9	2700.2	8795.4	1164.5	3286.8	2564.3
Aug	724.2	21493.6	12617.0	21218.4	19468.0	686.9	3247.5	7906.2	1921.7	5072.9	2984.2
Sep	758.9	17615.7	9484.2	19212.6	18122.8	857.6	3035.2	8692.6	3615.0	3937.0	2274.9
Oct	1209.1	19213.1	12182.5	20598.7	19614.9	638.8	2926.8	15574.7	5306.9	4097.5	2682.4
Nov	470.9	17483.2	13520.5	20025.8	18008.4	820.1	3187.3	17352.1	4313.8	3963.9	2458.6
Dec	248.4	17668.4	11266.0	20639.8	17809.9	746.0	2697.8	16284.3	2873.6	6539.9	3052.6
2017 Jan	111.5	21217.6	9925.2	20472.6	18593.8	518.4	2583.4	17166.6	2849.5	8756.4	2467.2
Feb	346.1	16340.2	9863.0	18539.4	18582.6	747.5	2792.3	16381.3	3051.0	6201.1	2643.1
Mar	90.6	19762.1	10211.9	19301.1	18907.7	542.7	3251.4	14404.9	3772.7	4108.8	2817.9
Apr *	182.9	19917.8	10580.6	19500.8	18538.9	589.1	3176.4	18410.9	4259.3	5286.7	2920.4

EXPORTS BY COMMODITY/GROUP

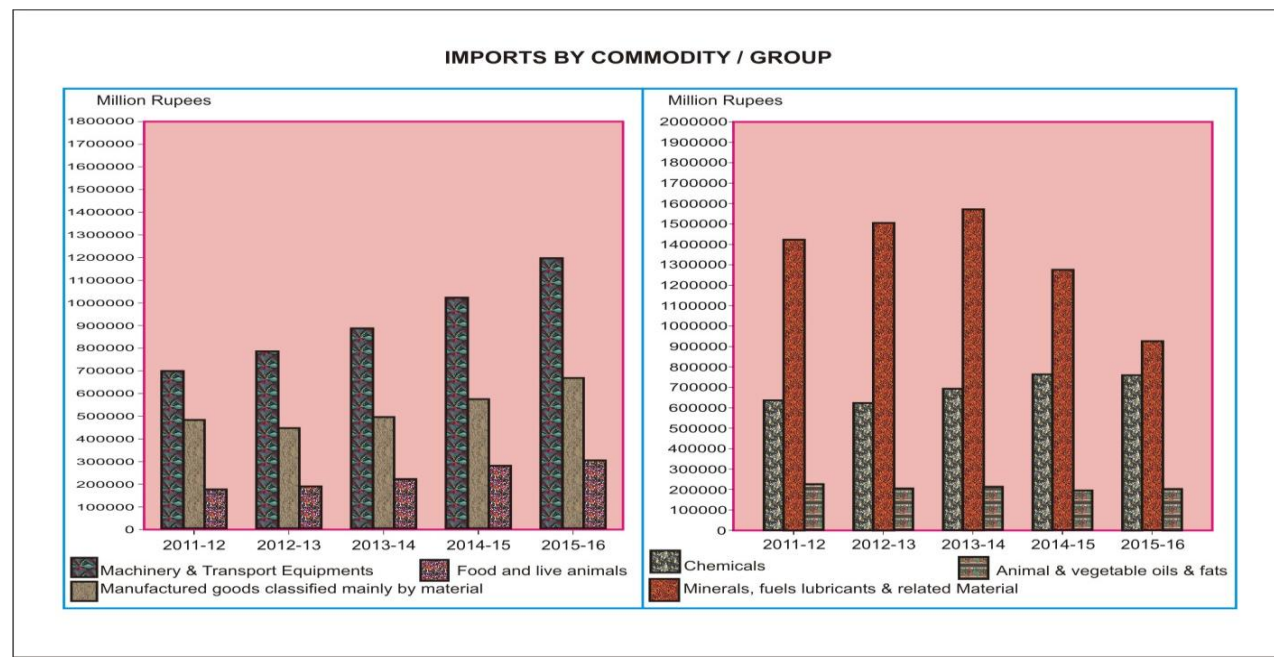


10.3 Imports by Commodity/Group

(Million Rupees)

Year/Month	Machinery and Transport Equipment	Manufactured Goods Classified Mainly by Material	Food and Live animals	Chemicals	Mineral Fuels, Lubricants and related Materials	Animal or Vegetable Oils & Fats
2011-12	699993.9	482498.6	179555.6	637823.7	1420173.6	228731.4
2012-13	783966.3	444919.9	190555.4	621466.0	1504034.0	205311.0
2013-14	886479.3	496850.9	221052.9	691397.7	1570968.0	213427.6
2014-15	1019546.8	571607.2	280008.3	761241.6	1274835.8	193222.0
2015-16	1197306.7	661908.8	305420.7	755705.4	927237.0	201551.1
2016 Apr	114243.5	61122.2	22051.6	67739.9	67331.1	15469.2
May	103831.6	57172.1	28683.2	66620.9	86164.7	20206.2
Jun	136160.5	59940.9	27429.0	64448.2	102680.1	16301.9
Jul	97355.3	50976.7	22292.1	60724.8	87512.6	13060.9
Aug	145172.9	62853.0	28657.2	65166.2	83339.0	16417.9
Sep	114235.0	50983.6	25435.2	58982.8	93048.8	15408.0
Oct	129114.4	53452.9	27008.9	58652.6	90505.2	16791.2
Nov	118617.8	59607.4	27711.3	66151.6	102300.0	17928.8
Dec	132700.2	61183.8	26680.4	67315.2	105297.8	18966.9
2017 Jan	158841.0	63992.7	32780.0	65342.3	91327.0	18859.0
Feb	124630.5	60038.8	32096.6	66453.9	96475.9	18577.5
Mar	137378.9	64258.8	33640.3	73332.2	122351.7	23117.7
Apr *	144582.6	64172.4	30849.4	72738.2	117985.7	19241.1

* : Provisional



10.4 Exports by Selected Commodities in Dollars

(In Thousand Dollar)

Groups/commodities	Unit	Apr., 2017		Cuml, From July, 2016		Apr., 2016		Cuml, From July, 2015	
		Quantity	Value	Quantity	Value	Quantity	Value	Quantity	Value
GRAND TOTAL			1798478		16895538		1716018		17313506
A.PRIMARY COMMODITIES			307982		2667392		292029		2948909
01.RICE	MT	363264	175764	3044517	1346465	413226	173434	3554014	1549582
(I) RICE BASMATI	MT	55954	54660	358293	345557	45463	42936	386578	359793
(II) RICE OTHER VARIETIES	MT	307310	121105	2686224	1000909	367763	130498	3167436	1189790
02.FISH AND FISH PREPARATIONS	KG	17953658	40662	122993152	316469	13302791	30661	105349004	270699
03.FRUILTS & VEGETABLES INCL.JUICES	KG	143975050	54311	1138572286	508553	113596018	51912	1224888269	573254
(I) FRUILTS	KG	27516428	15899	593416901	342015	25520849	23289	616192040	379612
(II) VEGETABLES	KG	112905389	34572	530828775	147522	86122277	25855	594476868	176487
(III) FRUIT & VEGETABLE JUICES	KG	3553233	3840	14326610	19016	1952892	2768	14219361	17155
04.WHEAT	MT	219	57	3937	1038	400	139	450	158
05.WHEAT FLOUR	MT	34661	9429	588672	166287	32280	9820	534271	169926
06.SPICES(INCL. CHILLIES)	KG	2163647	8615	18350982	68810	1920895	8422	17033977	64593
07.OIL SEEDS, NUTS AND KERNALS	KG	3686233	4524	28780304	37051	1405179	2570	15858454	22435
08.LEGUMINOUS VEGETABLE	KG			606000	528			2000	2
09.FLOWERS	KG	48659	113	402075	1103	70144	195	402519	935
10.RAW HIDES AND SKINS	KG	966	14	5694	76	13600	38	181376	646
11.RAW WOOL AND ANIMAL HAIR	KG	211053	378	2219189	3969	437194	785	3832042	6378
(I) RAW WOOL	KG	42247	95	450944	1005	144571	281	1441474	2511
(II) ANIMAL HAIR	KG	168806	284	1768245	2963	292623	504	2390568	3867
12.CRUDE ANIMAL MATERIAL	KG	1005878	1443	12696222	16620	1608226	2344	17743326	21252
13.CRUDE FERTILIZER	MT	1298	177	11950	1736	1061	133	22939	2520
14.MOLASSES	KG	12316940	1387	42965119	5332	135720	18	53190832	6112
15.RAW COTTON	MT	1097	1746	25067	42866	228	340	48741	75665
16.COTTON WASTE	MT	3518	4172	30855	37023	3953	4131	35661	36625
17.PETROLEUM CRUDE	MT			153022	56266			248692	88873
18.MARBLES AND STONES	MT	32452	4516	314977	43983	35815	4691	361079	49364
19.TOBACCO	KG	161943	672	3393598	13218	526111	2395	2931085	9890
(I) UN-MANUFACTURED	KG	70149	269	2991732	11245	512523	2327	2783687	9206
(II) MANUFACTURED EXCL.CIGARETTE	KG	91794	403	401866	1973	13588	68	147398	684
20.COKE	MT								
B.TEXTILES MANUFACTURES			995504		9989956		1004599		10021977
01.COTTON YARN	KG	39296861	100847	379201669	1042241	31655546	92846	358691918	1081886
02.COTTON CLOTH	SQM	172445311	190150	1738935622	1804432	183600573	194175	1843055741	1879438
03.ARTICLES OF APPAREL & CLOTHING ACCESSORIES (EXCL. KNITWEARS)	DOZ	2742064	191221	28728050	1895833	2824581	189158	26528843	1797875
04.ART SILK AND SYNTHETIC TEXTILES	SQM	3351954	5050	115044771	138723	20731124	22309	240188242	244423
05.COTTON THREAD	KG	41626	163	3701963	15130	648189	2507	4830493	19359
06.TEXTILE FABRICS WOVEN(OTHER THAN COTTON & ARTIFICIAL FABRIC	S)		56		3531		263		5709
07.TULE, LACE, EMBROIDERY ETC	-		1006		11661		1954		13111
08.COTTON BAGS/SACKS	MT	380	869	5215	10483	542	1099	4953	9263
09.TENTS & OTHER CANVAS GOODS	KG	4081849	12421	40565607	119471	2963371	8115	28952243	76477
10.BED WEAR	KG	30296303	176987	295747052	1771006	28671450	170229	272966795	1678838
11.TOWELS	KG	19091726	73023	161236398	664302	18360688	74975	154006489	671976
12.TEXTILE MADE UPS (EXCL. TOWELS & BED WEAR)	-		51826		532224		57415		529033
13.KNITWEARS	DOZ	7628955	186170	85020228	1920534	8488801	182349	93948593	1929265
14.WASTE MATERIAL OF TEXTILE FIBRES/FABRICS	KG	1652156	1218	22165856	15300	3039634	2266	29381571	20988
15.YARN OTHER THAN COTTON YARN	KG	773436	2056	7361359	19812	787355	2135	10831957	28602
16.KINTTED OR CROCHATED FABRICS	SQM	888449	2441	9514665	25271	936750	2804	11663949	35735

Contd.

10.4 Exports by Selected Commodities in Dollars

(In Thousand Dollar)

Groups/commodities	Unit	Apr., 2017		Cuml, From July, 2016		Apr., 2016		Cuml, From July, 2015	
		Quantity	Value	Quantity	Value	Quantity	Value	Quantity	Value
C.OTHER MANUFACTURES			305006		2704334		268813		2662707
01.CIGARETTES	THNO	2500	57	42121	832	7199	174	29580	683
02.LEATHER	SQM	2389136	30324	18274869	282739	1415642	31273	14106526	299044
03.CARPETS,RUGS AND TAPESTRIES ETC	SQM	133700	5890	1541041	67089	140095	8531	1511946	82561
(I) WOOLLEN CARPETS AND RUGS	SQM	120974	5624	1352757	65618	137549	8481	1390669	80051
(II) WOOLLEN CARPET MACHINE MADE	SQM	9		1330	39	39	1	6066	191
(III) TAPESTRY CLOTH	SQM			34					
(IV) CARPETS KNOTTED & OTHER FLOOR COVERING	SQM	12717	266	186920	1431	2507	48	115211	2319
04.PETROLEUM PRODUCTS	MT	16351	8614	202036	90699	4724	2286	75786	42331
05.FEEDING STUFF FOR ANIMALS	KG	28719303	4239	219189292	42928	37571902	5368	294277093	53256
06.CHEMICALS AND PHARMACEUTICAL PRODUCTS	--		105718		729255		49145		637640
(I) PLASTIC MATERIALS	KG	18756117	20299	169062392	184979	8205757	17065	95277683	158538
(II) PHARMACAUTICAL PRODUCTS.	KG	1128557	17752	8892054	175973	794156	16199	9299598	169064
(III) FERTILIZER MANUFACTURES	MT	18660	4447	22774	5321				
(IV) OTHER CHEMICAL	--		63220		362981		15881		310038
07.RUBBER MANUFACTURES	--		1628		12399		1026		10090
08.PAPER AND PAPER BOARD	KG	3211382	7897	32842730	77031	2443661	6950	15989581	47275
09.GUAR AND GUAR PRODUCTS	KG	3039804	3643	19525752	23715	1816085	2045	13317103	21036
10.CUTLERY	--		7538		68138		7679		66025
11.GOLD	GM								
12.COPPER AND ARTICLES THEREOF	--		8903		59519		4099		56736
13.MACHINERY & TRANSPORT EQUIPMENT (INCL.ENGINEERING ELECTRICAL GOODS)	--		17479		143805		18096		152373
(I) ELECTRIC FANS	NO	166768	3337	1111295	21320	141315	2678	919332	18725
(II) TRANSPORT EQUIPMENT	--		1161		7854		417		7388
(III) OTHER ELECTRICAL MACHINERY	--		3265		28319		3598		32471
(IV) MACHINERY SPECIALIZED PARTICULARS INDUSTRIES	--		2434		20463		2239		24555
(V) AUTO PARTS	--		1258		10700		1288		12562
(VI) OTHER MACHINERY	--		6024		55149		7875		56672
14.FOOTWEARS	PAIR	985258	6978	8364202	79314	952761	10103	10050938	89434
(I) LEATHER FOOTWEAR	PAIR	329223	5341	4464570	67624	450516	7723	4757153	72248
(II) CANVAS FOOTWEAR	PAIR	895	5	72225	385	9989	58	125048	509
(III) OTHER FOOTWEAR	PAIR	655140	1632	3827407	11306	492256	2321	5168737	16677
15.LEATHER MANUFACTURES(EXCL. LEATHER FOOTWEARS)	--		32327		407370		44308		440729
(I) LEATHER GLOVES	DOZ	324847	15278	3940147	155041	513279	19618	4256250	163316
(II) APPAREL & CLOTHING	DOZ	51215	16240	625836	241980	74851	23029	730863	265593
(III) OTHER LEATHER MANUFACTURES	KG	57872	808	813366	10350	192837	1660	992097	11820
16.HOUSE-HOLD EQUIPMENT	KG	770024	1949	7414619	16730	1092579	2162	9456384	19247
17.SPORTS GOODS	--		27881		256627		31773		266367
(I) FOOT BALLS COMPLETE	DOZ	344970	15018	2487870	126220	331186	18207	2904163	141921
(II) GLOVES (SPORTS)	DOZ	154476	8016	1894734	90575	156225	6764	1658724	75891
(III) OTHER	--		4847		39832		6802		48555
18.SURGICAL GOODS,MEDICAL INSTRUMENTS AND APPLIANCES	NO	8841716	27435	143866194	278413	20025445	35492	194151699	298161
19.ONYX MANUFACTURED	KG	286175	615	1790859	4336	340022	830	2827287	6405
20.HANDICRAFTS	--				2855				13
21.TEXTILE PRODUCT & ARTICLE FOR TECHNICAL USE	KG	46761	217	237428	1127	23551	133	192239	1086
22.BOOKS AND PRINTED MATTERS	--		574		4796		711		5644
23.PIG IRON	MT			44	27				
24.PRECIOUS/SEMI-PRECIOUS STONE	GM	284068	249	2907283	2476	239997	243	5866256	3203
25.JEWELLERY	--		315		4941		576		5781
26.ARTICLES OF PLASTIC	KG	1704901	4189	15190054	42275	1835336	5184	16509965	51847
27.FURNITURE	NO	11353	295	203004	3827	41885	523	303316	4441
28.PARTS OF FOOTWEAR	--		52		1071		103		1299
D.OTHERS	--		189988		1533855		150578		1679913

10.5 Exports by Selected Commodities in Rupees

(In Thousand Rupees)

Groups/commodities	Unit	Apr., 2017		Cuml, From July, 2016		Apr., 2016		Cuml, From July, 2015	
		Quantity	Value	Quantity	Value	Quantity	Value	Quantity	Value
GRAND TOTAL			188385884		1768744855		179622048		1803448758
A.PRIMARY COMMODITIES			32260354		279247861		30567847		307515445
01.RICE	MT	363264	18410854	3044517	140968841	413226	18154003	3554014	161712720
(I) RICE BASMATI	MT	55954	5725448	358293	36177491	45463	4494280	386578	37446806
(II) RICE OTHER VARIETIES	MT	307310	12685405	2686224	104791350	367763	13659723	3167436	124265914
02.FISH AND FISH PREPARATIONS	KG	17953658	4259276	122993152	33127911	13302791	3209389	105349004	28249737
03.FRUILTS & VEGETABLES INCL.JUICES	KG	143975050	5688973	1138572286	53242078	113596018	5433834	1224888269	59823701
(I) FRUILTS	KG	27516428	1665394	593416901	35804571	25520849	2437717	616192040	39646490
(II) VEGETABLES	KG	112905389	3621314	530828775	15446442	86122277	2706369	594476868	18390274
(III) FRUIT & VEGETABLE JUICES	KG	3553233	402265	14326610	1991065	1952892	289748	14219361	1786937
04.WHEAT	MT	219	5976	3937	108675	400	14504	450	16565
05.WHEAT FLOUR	MT	34661	987716	588672	17404912	32280	1027907	534271	17644077
06.SPICES(INCL. CHILLIES)	KG	2163647	902356	18350982	7203947	1920895	881583	17033977	6738583
07.OIL SEEDS, NUTS AND KERNALS	KG	3686233	473877	28780304	3878887	1405179	269049	15858454	2345057
08.LEGUMINOUS VEGETABLE	KG			606000	55303			2000	205
09.FLOWERS	KG	48659	11836	402075	115537	70144	20397	402519	97676
10.RAW HIDES AND SKINS	KG	966	1487	5694	7907	13600	4023	181376	67280
11.RAW WOOL AND ANIMAL HAIR	KG	211053	39627	2219189	415467	437194	82208	3832042	663548
(I) RAW WOOL	KG	42247	9915	450944	105225	144571	29458	1441474	261356
(II) ANIMAL HAIR	KG	168806	29712	1768245	310243	292623	52751	2390568	402192
12.CRUDE ANIMAL MATERIAL	KG	1005878	151149	12696222	1739873	1608226	245350	17743326	2214354
13.CRUDE FERTILIZER	MT	1298	18585	11950	181683	1061	13945	22939	262623
14.MOLASSES	KG	12316940	145260	42965119	558441	135720	1907	53190832	635737
15.RAW COTTON	MT	1097	182874	25067	4485537	228	35629	48741	7847039
16.COTTON WASTE	MT	3518	437056	30855	3875699	3953	432387	35661	3819552
17.PETROLEUM CRUDE	MT			153022	5889080			248692	9202871
18.MARBLES AND STONES	MT	32452	473055	314977	4604165	35815	491057	361079	5141597
19.TOBACCO	KG	161943	70397	3393598	1383917	526111	250676	2931085	1032523
(I) UN-MANUFACTURED	KG	70149	28181	2991732	1177391	512523	243540	2783687	961218
(II) MANUFACTURED EXCL.CIGARETTE	KG	91794	42217	401866	206526	13588	7137	147398	71305
20.COKE	MT								
B.TEXTILES MANUFACTURES			104276419		1045809494		105155178		1043662508
01.COTTON YARN	KG	39296861	10563491	379201669	109107311	31655546	9718495	358691918	112548176
02.COTTON CLOTH	SQM	172445311	19917752	1738935622	188898312	183600573	20324992	1843055741	195764200
03.ARTICLES OF APPAREL & CLOTHING ACCESSORIES (EXCL. KNITWEARS)	DOZ	2742064	20029927	28728050	198474004	2824581	19799861	26528843	187286743
04.ART SILK AND SYNTHETIC TEXTILES	SQM	3351954	528972	115044771	14519617	20731124	2335137	240188242	25456815
05.COTTON THREAD	KG	41626	17097	3701963	1583299	648189	262443	4830493	2023706
06.TEXTILE FABRICS WOVEN(OTHER THAN COTTON & ARTIFICIAL FABRIC	--		5844		369645		27558		594343
07.TULE, LACE, EMBROIDERY ETC	--		105380		1220688		204579		1365974
08.COTTON BAGS/SACKS	MT	380	91070	5215	1097513	542	115041	4953	966237
09.TENTS & OTHER CANVAS GOODS	KG	4081849	1301020	40565607	12507159	2963371	849439	28952243	7985660
10.BED WEAR	KG	30296303	18538918	295747052	185397513	28671450	17818525	272966795	174854218
11.TOWELS	KG	19091726	7648967	161236398	69544329	18360688	7847895	154006489	69974636
12.TEXTILE MADE UPS (EXCL. TOWELS & BED WEAR)	--		5428598		55716712		6009881		55135667
13.KNITWEARS	DOZ	7628955	19500773	85020228	201052293	8488801	19087127	93948593	200819420
14.WASTE MATERIAL OF TEXTILE FIBRES/FABRICS	KG	1652156	127569	22165856	1601678	3039634	237205	29381571	2186000
15.YARN OTHER THAN COTTON YARN	KG	773436	215383	7361359	2073877	787355	223488	10831957	2978458
16.KINTTED OR CROCHATED FABRICS	SQM	888449	255659	9514665	2645543	936750	293513	11663949	3722256

Contd.

10.5 Exports by Selected Commodities in Rupees

(In Thousand Rupees)

Groups/commodities	Unit	Apr., 2017		Cuml, From July, 2016		Apr., 2016		Cuml, From July, 2015	
		Quantity	Value	Quantity	Value	Quantity	Value	Quantity	Value
C.OTHER MANUFACTURES			32022241		283756115		28230065		278024114
01.CIGARETTES	THNO	2500	5965	42121	87061	7199	18236	29580	71314
02.LEATHER	SQM	2389136	3176378	18274869	29598318	1415642	3273436	14106526	31136597
03.CARPETS,RUGS AND TAPESTRIES ETC	SQM	133700	616995	1541041	7022860	140095	892924	1511946	8603132
(I) WOOLLEN CARPETS AND RUGS	SQM	120974	589100	1352757	6868950	137549	887734	1390669	8342586
(II) WOOLLEN CARPET MACHINE MADE	SQM	9	37	1330	4053	39	119	6066	19601
(III) TAPESTRY CLOTH	SQM			34	41				
(IV) CARPETS KNOTTED & OTHER FLOOR COVERING	SQM	12717	27858	186920	149817	2507	5072	115211	240945
04.PETROLEUM PRODUCTS	MT	16351	902294	202036	9495311	4724	239278	75786	4398054
05.FEEDING STUFF FOR ANIMALS	KG	28719303	444050	219189292	4494175	37571902	561862	294277093	5552526
06.CHEMICALS AND PHARMACEUTICAL PRODUCTS	--		11073640		76345104		5144238		66305070
(I) PLASTIC MATERIALS	KG	18756117	2126271	169062392	19365500	8205757	1786309	95277683	16502762
(II) PHARMACAUTICAL PRODUCTS.	KG	1128557	1859433	8892054	18421268	794156	1695629	9299598	17604207
(III) FERTILIZER MANUFACTURES	MT	18660	465814	22774	557375				
(IV) OTHER CHEMICAL	--		6622122		38000961		1662300		32198101
07.RUBBER MANUFACTURES	--		170559		1297913		107394		1051479
08.PAPER AND PAPER BOARD	KG	3211382	827190	32842730	8064095	2443661	727525	15989581	4926706
09.GUAR AND GUAR PRODUCTS	KG	3039804	381604	19525752	2482910	1816085	214071	13317103	2189062
10.CUTLERY	--		789607		7133146		803778		6878298
11.GOLD	GM								
12.COPPER AND ARTICLES THEREOF	--		932524		6232194		429005		5914554
13.MACHINERY & TRANSPORT EQUIPMENT (INCL.ENGINEERING ELECTRICAL GOODS)	--		1830895		15054630		1894128		15873620
(I) ELECTRIC FANS	NO	166768	349514	1111295	2232138	141315	280360	919332	1949657
(II) TRANSPORT EQUIPMENT	--		121663		822117		43630		765632
(III) OTHER ELECTRICAL MACHINERY	--		342017		2964578		376647		3380238
(IV) MACHINERY SPECIALIZED	--		254951		2142377		234328		2553738
PARTICULARS INDUSTRIES									
(V) AUTO PARTS	--		131771		1120177		134834		1308100
(VI) OTHER MACHINERY	--		630979		5773243		824328		5916254
14.FOOTWEARS	PAIR	985258	730923	8364202	8303477	952761	1057495	10050938	9311045
(I) LEATHER FOOTWEAR	PAIR	329223	559446	4464570	7079595	450516	808422	4757153	7520580
(II) CANVAS FOOTWEAR	PAIR	895	564	72225	40297	9989	6100	125048	53070
(III) OTHER FOOTWEAR	PAIR	655140	170913	3827407	1183585	492256	242973	5168737	1737395
15.LEATHER MANUFACTURES(EXCL. LEATHER FOOTWEARS)	--		3386129		42644423		4637835		45888509
(I) LEATHER GLOVES	DOZ	324847	1600372	3940147	16230644	513279	2053513	4256250	17007356
(II) APPAREL & CLOTHING	DOZ	51215	1701116	625836	25330340	74851	2410543	730863	27648813
(III) OTHER LEATHER MANUFACTURES	KG	57872	84641	813366	1083439	192837	173779	992097	1232340
16.HOUSE-HOLD EQUIPMENT	KG	770024	277842	7414619	2399276	1092579	318865	9456384	2799039
17.SPORTS GOODS	--		2920419		26865693		3325845		27754135
(I) FOOT BALLS COMPLETE	DOZ	344970	1573096	2487870	13214101	331186	1905811	2904163	14782886
(II) GLOVES (SPORTS)	DOZ	154476	839652	1894734	9481732	156225	707991	1658724	7901123
(III) OTHER	--		507671		4169860		712043		5070126
18.SURGICAL GOODS,MEDICAL INSTRUMENTS AND APPLIANCES	NO	8841716	2873787	143866194	29145693	20025445	3715063	194151699	31066140
19.ONYX MANUFACTURED	KG	286175	64466	1790859	453927	340022	86872	2827287	668268
20.HANDICRAFTS	--				298883				1412
21.TEXTILE PRODUCT & ARTICLE FOR TECHNICAL USE	KG	46761	22749	237428	118032	23551	13875	192239	113253
22.BOOKS AND PRINTED MATTERS	--		60100		502093		74423		588704
23.PIG IRON	MT			44	2860				
24.PRECIOUS/SEMI-PRECIOUS STONE	GM	284068	26092	2907283	259189	239997	25396	5866256	334289
25.JEWELLERY	--		32947		517198		60316		602354
26.ARTICLES OF PLASTIC	KG	1704901	438754	15190054	4424916	1835336	542605	16509965	5398016
27.FURNITURE	NO	11353	30850	203004	400652	41885	54778	303316	462840
28.PARTS OF FOOTWEAR	--		5483		112084		10824		135699
D.OTHERS	--		19826870		159931385		15904958		174246692

10.6 Imports by Selected Commodities in Dollars

(In Thousand Dollar)

Groups/commodities	Unit	Apr., 2017		Cuml, From July, 2016		Apr., 2016		Cuml, From July, 2015	
		Quantity	Value	Quantity	Value	Quantity	Value	Quantity	Value
GRAND TOTAL			4962552		43331746		3820720		36265390
A. FOOD GROUP			384388		3402648		276196		2930547
1.MILK AND CREAM	KG	4607203	11197	56634219	123464	5777051	13846	50583557	142712
2.WHEAT UNMILLED	MT	--	--	--	--	--	--	--	--
3.PULSES	KG	160277155	112648	1072816412	835306	56273724	40673	752171681	485060
4.DRY FRUITS	KG	17764778	18677	122693664	148811	18514544	22760	121074035	127861
5.SUGAR REFINED	MT	542	346	7646	4290	1087	505	10834	5546
6.TEA	KG	13381510	40882	170986571	452112	12781620	35402	146116805	439326
7.SPICES	KG	10006969	12964	99974626	115055	10087641	13600	121801119	119336
8.MILK FOOD FOR BABIES,INFT.,INVLD	KG	1587297	10580	12899940	84334	757981	5785	9374887	70169
9.BEVERAGES	LTR	2271750	1194	10888095	6827	1813793	948	9964054	6026
10.PALM OIL	KG	217304781	166793	2147396472	1550867	214384500	134819	2262402032	1376011
11.SOYABEAN OIL	KG	7465201	9108	57058780	81582	6342500	7858	122136750	158499
B. MACHINERY GROUP			1380297		12443045		1091424		9182480
1.POWER GENERATING MACH.	--		255134		2625439		200976		1542040
2.AGRICULTURE MACHINERY&IMPLEMENTS	--		8589		95648		5851		67964
3.CONSTRUCTION & MINING MACHINERY	--		44924		418106		23887		247606
4.TEXTILE MACHINERY	--		58955		460051		42987		375081
5.METAL WORKING MACHINERY	--		10413		111394		6417		76887
6.GEN INDUSTRIAL MACH & EQU/PARTS NS	--		217517		2095923		178141		1472169
7.OFFICE MACH.INCL.DATA PROS. EQUIP.	--		44712		416184		43379		275009
8.TELECOM & SOUND RECORDING EQUIP	--		103038		1131398		110697		1157463
9.ELECTRICAL MACHINERY & APPARATUS	--		220791		1882420		209119		1529365
10.ROAD MOTOR VEHICLES	--		220727		1924496		158010		1481984
11.RAILWAY VEHICLES	--		74677		220767		6278		44153
12.AIRCRAFTS,SHIPS AND BOATS	--		62484		392094		62385		536498
13.OTHER MACHINERY	--		58336		669124		43297		376262
C. PETROLEUM GROUP			1020737		8776906		595947		6674736
1.CRUDE PETROLEUM	MT	725947	236562	6882735	2077306	392449	113763	4676810	1948177
2.PETROLEUM PRODUCTS	MT	1188254	647649	10985810	5495682	720297	395833	7677303	4146220
3.GAS NATURAL & MANUFACTURED	--		136526		1203919		86350		580338
D. TEXTILE GROUP			113543		1176953		112330		1172407
1.SYNTHETIC AND REGENERATED FIBRE	KG	21313210	45792	192398602	391876	15314972	29986	196813465	398875
2.SYNTHETIC & ARTIFICIAL SILK YARN	KG	19679898	44216	262525291	530587	29571331	60323	241060106	528369
3.WORN CLOTHING	KG	33431312	12055	325014351	121956	33857507	12869	378944865	130282
4.ARTICLES OF APPAREL & CLOTHING	--		7743		87017		6066		81202
5.BAGS & SACKS OF TEX. MATERIALS	MT	276	321	3772	5423	331	483	5776	7407
6.JUTE	MT	5376	3417	58450	40094	3356	2602	39292	26272

Contd.

10.6 Imports by Selected Commodities in Dollars

(In Thousand Dollar)

Groups/commodities	Unit	Apr., 2017		Cuml, From July, 2016		Apr., 2016		Cuml, From July, 2015	
		Quantity	Value	Quantity	Value	Quantity	Value	Quantity	Value
E. AGRICULTURE/OTH. CHEMICAL GROUP			694415		6255278		647152		5996867
1.ORGANIC CHEMICALS	--		200144		1631751		168421		1420800
2.INORGANIC CHEMICALS	--		33550		372374		44652		419286
3.DYEING TANNING & COLOUR MATERIAL	KG	14256278	42403	127673994	368251	14097155	37082	131594692	334218
4.MEDICINAL PRODUCTS	KG	2223686	100057	16862271	831841	1936349	87956	16778499	759455
5.ESSENTIAL OIL, PERFUMES TOILT ETC	KG	10727737	33133	85682667	290074	11705544	26802	100743737	267279
6.FERTILIZER MANUFACTURED	MT	85977	33309	1361632	511843	94394	35709	1486785	675431
7.PLASTIC MATERIALS	KG	114132563	179277	1039250288	1586004	110041802	174275	824669525	1488413
8.INSECTICIDES	KG	2226800	18539	14535179	129445	1360895	13381	15129730	129757
9.OTHER.CHEMICAL PRODUCTS	--		54004		533694		58875		502228
F. METAL GROUP			408348		3425397		381217		3214363
1.IRON ORES AND CONCENTRATES	MT	--	--	--	--	--	--	9500	1399
2.IRON AND STEEL SCRAP	MT	435022	115399	3366201	882902	370724	94438	3169222	871314
3.NON FERROUS BASE METAL WASTE & SCR	MT	15226	6176	129783	61452	12665	7937	126433	65925
4.IRON AND STEEL	MT	291960	197091	2683296	1727835	334215	212848	2572998	1654701
5.ALUMINIUM WROUGHT & WORKED	--		16796		160773		19060		158171
6.MANUFACTURES OF METAL NES	--		72886		592435		46934		462854
G. MISCELLANEOUS ITEMS			524641		4251009		369933		3745973
1.FEEDING STUFF FOR ANIMALS	KG	53881671	30779	572643541	240587	47644443	16320	735421866	339986
2.HIDES,SKINS AND FURSKINS RAW	KG	898178	3355	6642530	24743	814926	2769	8793195	27772
3.OIL SEEDS & OLEAGINOUS FRUITS	KG	206500153	117239	1134816750	798507	133689654	80535	1011234270	640645
4.RUBBER CRUDE INCL.SYNTH/RECLAIMED	KG	7479922	14739	68132592	139879	4364479	10654	57347348	121010
5.WOOD & CORK	--		12456		103141		11782		93011
6.PULP AND WASTE PAPER	KG	24193855	11641	205621587	100076	22679036	8898	194947628	94495
7.FERTILIZER CRUDE	MT	9302	3757	112057	44669	6294	2459	142517	56769
8.CRUDE ANIMAL&VEGETABLE MATERIALS	KG	9948478	14366	87834656	140338	9711608	11514	84186507	142129
9.COAL, COKE & BRIQUETTES	MT	954990	100301	5332810	604533	533478	47300	4041969	394331
10.ANIMAL OILS AND FATS	KG	2169969	1422	24544126	15636	2170431	1169	17312501	10063
11.ANIMAL/VEG, FAT OIL WAX ETC NES	KG	876998	1580	14234140	21905	970696	1070	14148623	16168
12.RUBBER TYRES & TUBES	NO	587021	30897	5122004	294189	424006	27278	3925088	251827
13.CORK/WOOD MFG.(EXCL FURNITURE)	KG	8831258	7038	78324698	70207	10847815	6692	90160627	63718
14.PAPER&PAPER BOARD & MANF. THEREOF	KG	63459697	51792	493642405	438861	49854932	46158	415655277	407772
15.CEMENT	MT	9055	1328	50593	11390	4387	1190	49853	11013
16.PREFABRICATED BUILDG,SANITRY,PLG	--		8527		144557		7890		88377
17.FOOTWEAR	PAIR	2055965	8461	18384180	87462	939690	4591	15275059	75760
18.PROFESSIONAL,SCIENTFIC & CONTROL	--		46968		481543		41324		439862
19.PHOTO EQPT, OPTICAL GOODS N.E.S.	--		4776		52969		7715		62847
20.PRINTED MATTERS	--		4320		55343		3463		42594
21.ARTICLES N.E.S. OF PLASTICS	KG	2837423	13003	23751304	113912	1799923	11714	17533408	99332
22.BABY CARRIAGES, TOYS GAMES ETC.	--		8389		71696		6367		59016
23.OFFICE STATIONERY SUPPLY N.E.S	--		3642		37241		3315		32864
24.JEWELLERY OFGOLD/SILVERSMITH WEAR	--		1279		12494		1239		12142
25.MUSICAL INSTRUMENTS AND PARTS	--		9798		108500		3449		105475
26.ARTICLES & MFG. OF CAVING ETC.	--		10047		21986		1019		35369
27.GOLD.NON-MENETART NOT ORE/CONCEN	GM	70027	2744	388663	14648	53812	2060	581862	21629
ALL OTHER ITEMS	--		436182		3600509		346522		3348018

10.7 Imports by Selected Commodities in Rupees

(In Thousand Rupees)

Groups/commodities	Unit	Apr., 2017		Cuml, From July, 2016		Apr., 2016		Cuml, From July, 2015	
		Quantity	Value	Quantity	Value	Quantity	Value	Quantity	Value
GRAND TOTAL			519814422		4536372878		399929330		3777821345
A. FOOD GROUP			40263647		356233052		28910499		305327363
1.MILK AND CREAM	KG	4607203	1172899	56634219	12926457	5777051	1449324	50583557	14861269
2.WHEAT UNMILLED	MT	--	--	--	--	--	--	--	--
3.PULSES	KG	160277155	11799558	1072816412	87458078	56273724	4257445	752171681	50546626
4.DRY FRUITS	KG	17764778	1956330	122693664	15578427	18514544	2382362	121074035	13330228
5.SUGAR REFINED	MT	542	36199	7646	449071	1087	52857	10834	576066
6.TEA	KG	13381510	4282252	170986571	47331017	12781620	3705704	146116805	45781135
7.SPICES	KG	10006969	1357897	99974626	12044856	10087641	1423579	121801119	12436187
8.MILK FOOD FOR BABIES,INFT.,INVLD	KG	1587297	1108196	12899940	8828976	757981	605527	9374887	7314162
9.BEVERAGES	LTR	2271750	125107	10888095	714742	1813793	99184	9964054	627182
10.PALM OIL	KG	217304781	17471174	2147396472	162362821	214384500	14112037	2262402032	143306150
11.SOYABEAN OIL	KG	7465201	954035	57058780	8538608	6342500	822478	122136750	16548359
B. MACHINERY GROUP			144582560		1302628723		114243525		957314729
1.POWER GENERATING MACH.	--		26724606		274819500		21036903		160913158
2.AGRICULTURE MACHINERY&IMPLEMENTS	--		899688		10013504		612497		7076022
3.CONSTRUCTION & MINING MACHINERY	--		4705697		43767121		2500302		25748599
4.TEXTILE MACHINERY	--		6175346		48165076		4499564		39073534
5.METAL WORKING MACHINERY	--		1090733		11662119		671657		8024642
6.GEN INDUSTRIAL MACH & EQU/PARTS NS	--		22784387		219422600		18646728		153506712
7.OFFICE MACH.INCL.DATA PROS. EQUIP.	--		4683432		43564839		4540609		28676132
8.TELECOM & SOUND RECORDING EQUIP	--		10793018		118445714		11587119		120664941
9.ELECTRICAL MACHINERY & APPARATUS	--		23127279		197078645		21889317		159495560
10.ROAD MOTOR VEHICLES	--		23120607		201469503		16539550		154436530
11.RAILWAY VEHICLES	--		7822187		23117417		657148		4586687
12.AIRCRAFTS,SHIPS AND BOATS	--		6545084		41053292		6530035		55860235
13.OTHER MACHINERY	--		6110496		70049394		4532094		39251977
C. PETROLEUM GROUP			106919590		918848456		62380004		694155638
1.CRUDE PETROLEUM	MT	725947	24779267	6882735	217467934	392449	11908055	4676810	202277324
2.PETROLEUM PRODUCTS	MT	1188254	67839588	10985810	575339104	720297	41433359	7677303	431437532
3.GAS NATURAL & MANUFACTURED	--		14300735		126041418		9038590		60440782
D. TEXTILE GROUP			11893312		123211621		11758004		122095486
1.SYNTHETIC AND REGENERATED FIBRE	KG	21313210	4796564	192398602	41025288	15314972	3138764	196813465	41465577
2.SYNTHETIC & ARTIFICIAL SILK YARN	KG	19679898	4631530	262525291	55546354	29571331	6314216	241060106	55069466
3.WORN CLOTHING	KG	33431312	1262707	325014351	12766753	33857507	1347093	378944865	13585230
4.ARTICLES OF APPAREL & CLOTHING	--		811005		9107774		634976		8467214
5.BAGS & SACKS OF TEX. MATERIALS	MT	276	33618	3772	567647	331	50571	5776	770465
6.JUTE	MT	5376	357887	58450	4197805	3356	272384	39292	2737534

Contd.

10.7 Imports by Selected Commodities in Rupees

(In Thousand Rupees)

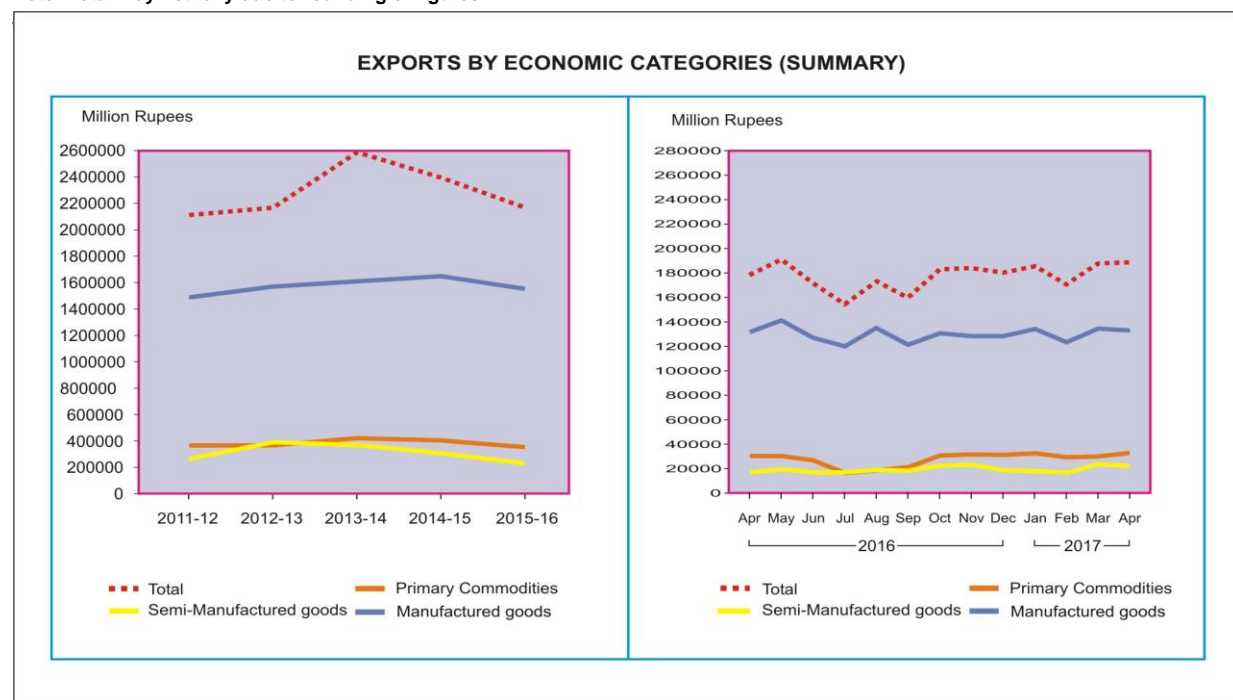
Groups/commodities	Unit	Apr., 2017		Cuml, From July, 2016		Apr., 2016		Cuml, From July, 2015	
		Quantity	Value	Quantity	Value	Quantity	Value	Quantity	Value
		E. AGRICULTURE/OTH. CHEMICAL GROUP							
			72738216		654859842		67739862		624596321
1.ORGANIC CHEMICALS	--		20964549		170834335		17629214		147901927
2.INORGANIC CHEMICALS	--		3514273		38982678		4673939		43637767
3.DYEING TANNING & COLOUR MATERIAL	KG	14256278	4441613	127673994	38552724	14097155	3881470	131594692	34815458
4.MEDICINAL PRODUCTS	KG	2223686	10480735	16862271	87086046	1936349	9206664	16778499	79184342
5.ESSENTIAL OIL, PERFUMES TOILT ETC	KG	10727737	3470553	85682667	30368276	11705544	2805420	100743737	27839187
6.FERTILIZER MANUFACTURED	MT	85977	3489007	1361632	53573157	94394	3737799	1486785	70340184
7.PLASTIC MATERIALS	KG	114132563	18778797	1039250288	166038333	110041802	18241999	824669525	155053234
8.INSECTICIDES	KG	2226800	1941883	14535179	13551177	1360895	1400645	15129730	13489366
9.OTHER.CHEMICAL PRODUCTS	--		5656805		55873117		6162713		52334855
F. METAL GROUP									
			42773412		358611128		39903381		335013082
1.IRON ORES AND CONCENTRATES	MT	--	--	--	--	--	--	9500	142300
2.IRON AND STEEL SCRAP	MT	435022	12087758	3366201	92437873	370724	9885195	3169222	90798102
3.NON FERROUS BASE METAL WASTE & SCR	MT	15226	646964	129783	6433713	12665	830769	126433	6865507
4.IRON AND STEEL	MT	291960	20644724	2683296	180886974	334215	22279601	2572998	172463215
5.ALUMINIUM WROUGHT & WORKED	--		1759348		16831589		1995086		16490359
6.MANUFACTURES OF METAL NES	--		7634617		62020979		4912730		48253600
G. MISCELLANEOUS ITEMS									
			54954766		445044337		38722303		390160555
1.FEEDING STUFF FOR ANIMALS	KG	53881671	3224050	572643541	25190802	47644443	1708327	735421866	35284846
2.HIDES,SKINS AND FURSKINS RAW	KG	898178	351411	6642530	2590454	814926	289829	8793195	2891850
3.OIL SEEDS & OLEAGINOUS FRUITS	KG	206500153	12280459	1134816750	83594234	133689654	8429875	1011234270	66899625
4.RUBBER CRUDE INCL.SYNTH/RECLAIMED	KG	7479922	1543831	68132592	14644833	4364479	1115199	57347348	12595348
5.WOOD & CORK	--		1304704		10798052		1233217		9695066
6.PULP AND WASTE PAPER	KG	24193855	1219401	205621587	10476711	22679036	931431	194947628	9839573
7.FERTILIZER CRUDE	MT	9302	393535	112057	4676096	6294	257344	142517	5910259
8.CRUDE ANIMAL&VEGETABLE MATERIALS	KG	9948478	1504773	87834656	14689563	9711608	1205200	84186507	14794902
9.COAL, COKE & BRIQUETTES	MT	954990	10506233	5332810	63295361	533478	4951074	4041969	41021923
10.ANIMAL OILS AND FATS	KG	2169969	148939	24544126	1636903	2170431	122369	17312501	1043686
11.ANIMAL/VEG, FAT OIL WAX ETC NES	KG	876998	165449	14234140	2292980	970696	111971	14148623	1685031
12.RUBBER TYRES & TUBES	NO	587021	3236361	5122004	30796323	424006	2855296	3925088	26196929
13.CORK/WOOD MFG.(EXCL FURNITURE)	KG	8831258	737232	78324698	7349892	10847815	700525	90160627	6639167
14.PAPER&PAPER BOARD & MANF. THEREOF	KG	63459697	5425072	493642405	45944753	49854932	4831487	415655277	42464844
15.CEMENT	MT	9055	139061	50593	1192591	4387	124598	49853	1147931
16.PREFABRICATED BUILDGS,SANITRY,PLG	--		893169		15134508		825878		9208704
17.FOOTWEAR	PAIR	2055965	886230	18384180	9154146	939690	480560	15275059	7884753
18.PROFESSIONAL,SCIENTFIC & CONTROL	--		4919751		50412036		4325543		45815451
19.PHOTO EQPT, OPTICAL GOODS N.E.S.	--		500255		5545153		807516		6547337
20.PRINTED MATTERS	--		452513		5794207		362515		4438733
21.ARTICLES N.E.S. OF PLASTICS	KG	2837423	1362079	23751304	11925657	1799923	1226162	17533408	10347657
22.BABY CARRIAGES, TOYS GAMES ETC.	--		878714		7506161		666463		6150471
23.OFFICE STATIONERY SUPPLY N.E.S	--		381496		3898813		346984		3428798
24.JEWELLERY OFGOLD/SILVERSMITH WEAR	--		133934		1307952		129727		1264570
25.MUSICAL INSTRUMENTS AND PARTS	--		1026306		11360235		360969		10994072
26.ARTICLES & MFG. OF CAVING ETC.	--		1052420		2302306		106654		3716477
27.GOLD.NON-MENETART NOT ORE/CONCEN	GM	70027	287388	388663	1533615	53812	215589	581862	2252552
ALL OTHER ITEMS									
			45688917		376935718		36271752		349158169

10.8 Exports by Economic Categories (Summary)

(Million Rupees)

Year/Month	Total	Primary Commodities	Semi-manufactured Goods	Manufactured Goods
2011-12	2110605.5	362404.4	261151.3	1486369.7
2012-13	2366477.8	364127.0	391151.3	1611199.5
2013-14	2583463.2	420496.3	369066.1	1793900.8
2014-15	2397513.0	402750.3	352073.7	1642689.0
2015-16	2166846.4	356583.9	254329.3	1555933.1
2016 Apr	179622.0	30472.3	17403.8	131745.9
May	191221.3	30279.1	19938.5	141003.7
Jun	172176.3	27313.5	17363.5	127499.4
Jul	154463.0	16689.8	17104.5	120668.7
Aug	172989.6	18956.2	19548.0	134485.4
Sep	160787.3	21464.1	18246.5	121076.7
Oct	183040.8	30445.9	22046.2	130548.7
Nov	183930.6	32063.6	23362.8	128504.2
Dec	180320.7	31855.5	20328.3	128136.9
2017 Jan	185875.8	33250.8	18378.7	134246.3
Feb	171029.4	29633.8	17374.8	124020.8
Mar	187921.8	29712.2	23889.2	134320.4
Apr *	188385.9	32962.5	22217.9	133205.5

Note: Total may not tally due to rounding of figures.



10.9 Export by Economic Categories (Details)

(In Thousand Rupees)				
Commodities	Apr.,2017	Cuml. From July, 2016	Apr.,2016	Cuml. From July, 2015
GRAND TOTAL	188,385,884	1,768,744,855	179,622,048	1,803,448,758
A. PRIMARY COMMODITIES:	32,962,542	277,034,181	30,472,282	298,991,407
RAW COTTON (INCLUDING LINTER & WASTE)	301,297	5,682,263	250,717	9,406,907
RAW WOOL (INCLUDING ANIMAL HAIR)	39,627	415,467	82,208	663,548
FISH	4,225,923	32,663,746	3,187,215	27,547,147
RICE	18,410,854	140,968,841	18,154,003	161,712,720
HIDES & SKINS (INCLUDING FUR SKINS)	2,049	158,620	72,078	479,719
FRUITS & VEGETABLES	4,960,417	48,541,308	4,852,007	54,745,726
SPICES	902,356	7,203,947	881,583	6,738,583
TOBACCO UN-MANUFACTURED	28,181	1,177,391	243,540	961,218
OTHER PRIMARY COMMODITIES	4,091,839	40,222,600	2,748,933	36,735,838
B. SEMI-MANUFACTURES:	22,217,845	202,496,880	17,403,887	217,027,354
COTTON YARN	10,563,491	109,107,311	9,718,495	112,548,176
LEATHER	3,175,847	29,597,618	3,273,436	31,136,597
MOLASSES	145,260	558,441	1,907	635,737
OIL CAKES	65,090	511,631	181,714	1,152,834
AGAR, AGAR DUST & WOOD		1,411		3,586
HENNA LEAVES & POWDER	11,550	165,814	13,827	203,670
OTHER SEMI MANUFACTURES	8,256,608	62,554,653	4,214,507	71,346,753
C. MANUFACTURED GOODS:	133,205,497	1,289,213,793	131,745,880	1,287,429,998
COTTON THREAD	17,097	1,583,299	262,443	2,023,706
COTTON FABRICS WOVEN	19,893,655	188,352,724	20,273,894	194,674,852
TEXTILE FABRICS (OTHER THAN COTTON FABS)	590,559	15,309,895	2,477,233	26,438,161
WOOLLEN CARPETS	569,558	6,857,932	885,407	8,807,516
TAPESTRIES		779	73	167
MANUFACTURE OF LEATHER	4,212,276	52,184,715	5,297,063	53,659,537
FOOTWEAR	730,923	8,303,477	1,057,495	9,311,045
SPORTS GOODS (EXCLUDING INDOOR GAMES)	1,786,821	15,105,067	2,152,322	16,629,928
TOBACCO MANUFACTURED	48,182	293,588	25,373	142,619
MEDICAL INSTRUMENT N.E.S.	9,921	1,408,092	271,834	1,942,294
FRUIT & VEGETABLE PREPARATIONS	728,326	4,670,988	575,105	4,996,809
FISH PREPARATIONS	33,353	464,165	22,174	702,589
CEREAL PREPARATIONS	528,586	3,227,404	404,002	3,336,209
GUAR PRODUCTS	381,604	2,482,910	214,071	2,189,062
FLOUR & MEAL OF OIL SEEDS	626	18,442		37,618
FISH MEAL & MEAT MEAL	105,491	1,173,127	18,432	678,885
PETROLEUM PRODUCTS	834,946	9,226,093	239,278	4,398,054
CHEMICAL & CHEMICAL PREPARATIONS	11,122,101	76,625,713	5,144,451	66,374,771
MACHINERY & TRANSPORT EQUIPMENT	1,833,725	15,071,565	1,884,131	15,910,280
ARTICLES OF APPAREL AND CLOTHING				
ACCESSORIES (INCLUDING HOSIERY)	39,538,245	399,592,206	38,902,327	388,218,588
OTHER MANUFACTURED GOODS	50,239,504	487,261,611	51,638,774	486,957,307

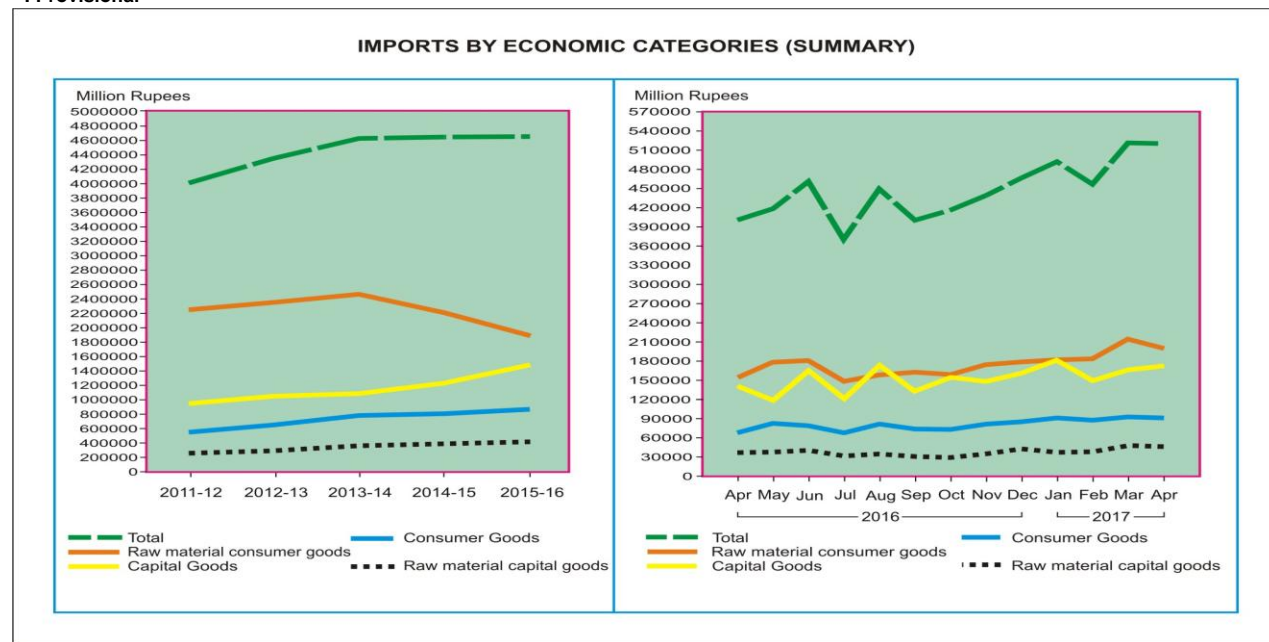
10.10 Imports by Economic Categories (Summary)

(Million rupees)

Year/Month	Total	Consumer goods	Raw material		Capital goods
			Consumer goods	Capital goods	
2011-12	4009093.0	552018.1	2251624.0	261940.8	943510.1
2012-13	4349879.5	652553.3	2353818.1	293733.6	1049774.5
2013-14	4630520.8	780192.2	2462189.2	306810.4	1081329.0
2014-15	4644151.6	807979.7	2214663.6	388166.9	1233341.4
2015-16	4658748.9	870976.8	1887884.5	417209.9	1482677.7
2016 Apr	399929.3	67599.5	154855.9	36239.8	141234.1
May	416800.7	82889.2	177799.3	38238.9	117873.3
Jun	464126.8	78232.0	180139.6	40743.0	165012.2
Jul	370368.8	68880.4	148423.1	32410.0	120655.3
Aug	450160.7	82295.1	158940.6	34815.0	174110.0
Sep	400544.8	73865.6	162427.1	31214.8	133037.3
Oct	417105.7	72965.4	159190.0	29997.7	154952.6
Nov	440287.5	81152.8	174464.8	35488.4	149181.5
Dec	467036.0	84960.3	178088.4	42178.4	161808.9
2017 Jan	491952.8	91225.1	182334.4	37134.2	181259.1
Feb	457799.8	87123.5	183144.3	38036.9	149495.1
Mar	521302.4	92992.1	213905.6	47790.6	166614.1
Apr *	519814.4	92105.4	209892.6	45754.5	172062.0

Note: Total may not tally due to rounding of figures.

* : Provisional



10.11 Imports by Economic Categories (Detail)

(In Thousand Rupees)

Items		Apr., 2017	From July, 2016	Apr., 2016	From July, 2015
GRAND TOTAL		519814422	4536372878	399929330***	3777821345
1. CONSUMER GOODS TOTAL		92105365	827565524	67599539*	709855705
010121	HORSES	3742	23061	641	15658
010129	OTHER LIVE HORSES				6000
010190	OTHER LIVE ANIMALS		1041		1854
010221	PURE,BRED BREED BOVINE ANIMAL		1105601		841297
010229	OTHER LIVE BOVINE ANIMALS				133
010290	OTHER LIVE BOVINE ANIMALS		70		500
010511	FOWLS OF SPECIES WT UPTO 185G	2187	1208744	10529	410033
010513	DUCKS, WEIGHT UPTO 185 GRAM			190	240
010514	GEESE,WEIGHT UPTO 185 GRAMS			29	29
010594	OTH FOWLS OF THE SPE (CHICKEN)		481		209
010599	OTH LIVE POULTRY			31	626824
020120	OTH CUT WITH BONE BOVIN ANIMAL		552		
020130	MEAT OF BOV ANIM F/CH BON LESS	99	1091	40	740
020220	OTH CUTS WITH BONE IN,BOV FROZ		2186	506	14606
020230	MEAT BOV ANIMAL FROZE BONELESS	15424	182635	14111	115771
020422	O,CUTS OF SHEEP,FR/CHI BONE IN		252		
020423	OTH BONELESS MEAT OF SHEEP F/C		28		
020430	CARCASSES OF LAMB,FROZEN		431		7952
020442	OTH CUTS OF SHEEP FROZ BONE IN		169		
020450	MEAT OF GOATS FRESH/CHILL/FROZ	8615	8615		
020610	EDIBLE OFFAL OF BOV ANIMAL F/C	24621	158435	12129	207676
020622	LIVERS OF BOV ANIMALS FROZEN	41669	223188	10951	74480
020629	O, EDIBLE OFFAL BOV ANI FROZEN		17084		2214
020711	MEAT OF FOWLS OF SPE GOLL F/CH				885
020712	MEAT OF FOWL OF SPE GALLU FROZ		53		
020713	CUTS&OFFAL OF FOWL FR/CHILL		5		4482
020714	CUTS & OFFAL OF FOWLS FROZEN	2913	8466		2890
020725	MEAT OF TURKEY FROZEN NOT CUT		88		
020755	OTH GEESE MEAT FROZEN	425	654		
020890	OTH MEAT/OFFL EDIBL FR/CH/FRZ		20		
021020	OTH MEAT BOV ANIM DRIED/SMOKED		42		
021099	OTH EDI FLOUR/MEAL OF MEAT/OFL		28614	1467	10158
030111	ORNAMENTAL FISH	4275	41044	4221	33556
030119	OTHER ORNAMENTAL FISH		83	1001	1168
030192	EELS. LIVE(ANGUILLA SPP)		247		
030199	OTHER LIVE FISH	3174	6122	215	2645
030211	TROUT,SALMONIDA F/CH EX.FILLET				856
030219	OTH SALMO FISH,EXCL LIVER F/CH	32	319		105
030229	O.FLAT FISH,EX.LIVER&ROES.F/CH	125	929		530
030239	OTH TUSAS EXCL LVR/ROES FR/CHL	6	16		
030242	ANCHOVIES EX.LIVER/ROES FR/CHL				630
030259	O.FISH BREG FAMILIES E.LIV F/C				359
030311	SALMONNIDE FROZ EX LIVRE&ROES			61	61
030319	O.SALMONIDAE FROZ,EX.LIVER&ROE		214	121	215
030324	CATFISH EXCL.LIVER/ROES FROZEN		100		
030329	O.TILAPIAS.EX.LIVERS&ROES FROZ		9236		54
030339	OTH FLAT FISH,EXCL LIVERS FROZ	83	77016	30423	1468050
030363	COD FISH EXCL LVR/ROES FROZEN		564	61	282
030439	OTH FISH FILLET/MEAT FRESH/CHI				157
030441	FRESH/CHILLED FILLETS OTH FISH	402	4262	289	2010
030442	FRE/CHILL FILLET OF TROUT FISH		54		
030449	FRESH/CHI FILLET OF OTHER FISH	78	720		
030451	OTH FILLETS OF TILAPIAS.FRE/CH	8494	939737		
030459	OTH FILLETS OF OTH FISH.FR/CHI				867
030461	FROZEN FILLET/MEAT OF TILAPIAS		10		
030462	FROZE FILLET/MEAT.CATFISH FISH	42484	982671		1724

Contd.

10.11 Imports by Economic Categories (Detail)

(In Thousand Rupees)

Items		Apr., 2017	From July, 2016	Apr., 2016	From July, 2015
030487	FROZEN FILLETS/MEAT OF TUNAS		212	68	593
030493	OTH FROZ FILLET/MEAT.TILAPIAS		7		
030499	OT FISH FILET/MEAT FRE/CH/FROZ	216	2049	367	7707
030510	FLOUR, MEALS & PELLETS OF FISH		24		4
030520	LIVERS&ROES,DRIED,SMOKED,SALT		98		
030549	OTH SMOKED FISH&FILLET NOT EDI		84		
030559	OTH DRIED FISH SALT NOT SMOKED		47		
030611	ROCK LOBSTER&SEA CRAWFISH FROZ	97	682	16	234
030614	CRABS FROZEN FIT FOR HUMAN CON		65		16
030616	COLD WATER SHRIMPS&PRAWNS FROZ				1229
030617	OTHER SHRIMPS & PRAWNS FROZEN				62
030626	COLD WATER SHRIMP&PRAWN.N-FROZ		5		
030627	OTHER SHRIMPS&PRAWNS.NOT-FROZ		89		12
030711	OYSTERS LIVE RESH OR CHILLED		76		
030729	OTH,SCALLOPS,CHLAMYS,FROZ,DRY		261		
030731	MUSSELS LIVE,FRESH/CHILLED		61		
030741	CUTTLE FISH & SQUID,LIVE,FRESH		1803		650
030799	OTH FLOURS MEAL&PEL FOR HUMAN	19	38		104
030829	OTHER SEA URCHINS				25
030830	JELLYFISH		30		
030890	OTHER AQUATIC INVERTEBRATES		710		432
040110	MILK&CREAM OF A FAT UPTO 1%	1392	11580	174	271563
040120	MILK & CREAM OF A FAT 1% TO 6%	1262	11118	1482	6176
040140	MILK & CREAM.FAT-6% TO 10%		2		69
040150	MILK & CREAM.FAT-EXCEEDING-10%	916	6578	1861	5017
040210	MILK&CREAM IN POWDER FAT 1.5%	584338	9560544	1148656	12353817
040221	MILK&CREAM IN POWDER>1.5% FAT	363384	649412	12204	147716
040229	OTH,MILK&CREAM IN POWDER>1.5%	1320	21733	973	160582
040291	OTH MILK/CREAM NOT SOLID/SWEET	13324	49374	859	14168
040299	OTH MILK/CREAM SOLID,SWEETEND	33265	118551	34733	160529
040310	YOGURT	2214	8905	52	11465
040390	BUTTER MILK,CURDLED MILK/CREAM	2548	7072		5063
040410	WHEY AND MODIFIED WHEY CON SUG	116786	2201596	188340	1342681
040490	OTH PRODUCT CONSIST NATUR MILK	46962	251212	57902	357098
040510	BUTTER	19914	173753	6829	59331
040520	DAIRY SPREADS	16	36	682	721
040590	OTH FATS&OIL DERIVED FR MILK	87704	252916	5766	12282
040610	FRESH CHEESE INCL WHEY,CURD	10258	160857	23892	348229
040620	GRATED OR POWDER CHEESE	44000	373407	20622	46154
040630	PROCESSED CHEESE NOT GRATED	49317	427627	24142	262046
040690	OTHER CHEESE		1712	242	1463
040711	FERTILIZED EGGS FOR INCUBATION		425		2985
040719	FERTILIZED EGGS OF OTHER BIRDS	359	22481	305	32135
040721	O.FRESH EGGS OF CHICKEN(FOWLS)		1403		
040729	OTH FRESH EGGS OF OTHER BIRDS				111
040790	OTH BIRD EGG IN SHELL FR/COKED		74		22
040811	EGG YOLKS,DRIED		5372	940	4208
040819	EGG YOLKS,OTHER THAN DRIED		8419		
040891	OTH BIRDS,EGG,NOT IN SHELL DRY		72633		53866
040899	OTH BIRDS,EGG OTH THAN DRY		6		
040900	NATURAL HONEY	12216	196550	8232	98400
041000	EDIBLE PRODUCT OF ANIMAL ORIGN	136	3111	130	365
070110	POTATO SEEDS	723	511598	151	338966
070190	POTATOES,FRESH OR CHILLED		6063		75180
070200	TOMATOES,FRESH OR CHILLED	5677	11362293	1191456	7916273
070310	ONIONS AND SHALLOTS	1369	922500	479	2071512
070320	GARLIC	8357	10102454	53042	6569087
070390	LEEK,OTH ALLIACEOUS VEGETABLES		3889		1809
070410	CAULIFLOWERS & HEADED BROCCOLI	59	562		610
070490	OTH;EDIBLE BRASSICAS,FRESH/CHI		11		15

Contd.

10.11 Imports by Economic Categories (Detail)

(In Thousand Rupees)

Items		Apr., 2017	From July, 2016	Apr., 2016	From July, 2015
070511	CABBAGE LETTUCE(H-LETUC)SALAD	1245	6704	180	2535
070519	OTHER; LETTUCE	1440	6335	184	4542
070610	CARROTS AND TURNIPS	6	186611		2178
070690	OTH SALAD.BEETROOT,RADISH ETC	1121	3899	316	3095
070700	CUCUMBERS&GHERKINS,FRESH/CHL	281	234759	52	47169
070810	PEAS FRESH OR CHILLED	30	250	37	9307
070820	BEANS (SAME),FRESH OR CHILLED		3122	174	1100
070890	OTH LEGUMINOUS VEGETABLE FR/CH			76	100
070920	ASPARAGUS,FRESH OR CHILLED	89	1004	96	768
070930	AUBERGINES FRESH OR CHILLED		60		125
070940	CELERY OTH THAN CELERiac,F/CHL		340		
070951	MUSHROOMS,FRESH OR CHILLED	320	3393	297	2937
070959	OTH MUSHROOMS&TRUFFL FRESH/CH	17	364		235
070960	FRUIT OF GENUS CAPSICUM F/CHLL	2612	8638	748	6472
070970	SPINACH NEWZEALAND SPINACH FRE		16		375
070992	OTHER OLIVES FRESH OR CHILLED	122	247		142
070999	OTH VEGETABLES FRESH/CHILLED	99	2239	184	7003
071010	POTATO, FROZEN.		2737		764
071021	PEAS(PISUM SATIVUM),FROZEN	2387	23379	533	1959
071022	BEANS FROZEN		886		550
071029	OTH LEGUMINOUS VEGETABLES FROZ	135	318		
071030	SPINACH,NEWZEALAND SPINACH FROZ		668		706
071040	SWEET CORN, FROZEN	5492	31423	3639	11739
071080	OTHER VEGETABLES,FROZEN	473	3267		3632
071090	MIXTURE OF VEGETABLES,FROZEN	179	13413	160	4747
071120	OLIVES PROVISIONALLY PRESERVED	1357	1964		1
071140	CUCUMBERS & GHERKINS PRESERVED		339		
071151	MUSHROOMS OF GENUS AGARICUS				57
071159	OTH MUSHROOMS & TRUFFLES		1557		311
071190	OTH VEGETABLES, PRESERVED		725		
071220	ONION; WHOLE DRIED,CUT	19340	114621	14820	79817
071231	MUSHROOM GENUS AGARICUS DRIED	26	2324		1685
071239	OTH TRUFFLE DRYCUT WHOLE SLIC	4836	86986		39505
071290	OTH VEGETABLE MIXTURE DRIED	37514	266809	31109	211469
071310	PEAS DRIED SHELLED	3154385	20083837	1821059	31422149
071320	CHICK PEAS DRIED SHELLED	6206899	40681863	292295	2321483
071331	BEANS OF SPECIES VIGNA MUNGO		54406		127315
071332	SMALL RED (ADZUKI) BEANS		305	117	6617
071333	KIDNEY BEANS,INCL WHITE BENAS	438544	5202850	439522	5345659
071339	OTHER BEANS	159474	1257852	107820	580502
071340	LENTILES	1315396	13969075	445585	6026028
071350	BROAD BEANS & HORSE BEAN	2131	54897	2066	21015
071390	OTH DRIED LEGUMINOUS VEGETABLE	522728	6152993	1148981	4695859
071430	YAMS FRESH,CHILLED,FROZEN/DRIE	20479	62162		788
071490	OTHER ROOTS AND TUBERS	797	22289		668
080111	DESICCATED, COCONUTS	70925	819152	77835	1170790
080112	COCONUT IN THE INNER SHELL	535	535		
080119	OTHER COCONUTS	32706	412761	40923	315656
080121	BRAZIL NUT IN SHELL		704		
080122	BRAZIL NUT SHELLED		1		
080131	CASHEW NUT IN SHELL		197		5406
080132	CASHEW NUT SHELLED	9816	484105	10745	404662
080211	ALMOND IN SHELL	50123	807345	92744	503305
080212	ALMOND,SHELLED (GIRI).	187893	1976230	273084	1930462
080221	HAZEL NUTS,IN SHELL	8	129		1407
080222	HAZEL NUTS,SHELLED	3	9		
080231	WALNUTS IN SHELL(AKHROTE)	21194	202078	10875	38461
080232	WAL NUTS SHELLED(AKHROTE)	17	10435	1041	4501
080241	CHESTNUTS IN SHELL		9581		
080242	CHESTNUTS SHELLED		5		762

Contd.

10.11 Imports by Economic Categories (Detail)

(In Thousand Rupees)

Items		Apr., 2017	From July, 2016	Apr., 2016	From July, 2015
080251	PISTACHIO IN SHELL	19109	399728	15130	387124
080252	PISTACHIO SHELLED	2499	45920	10805	49687
080280	ARECA(BETAL NUTS)	1389924	10271794	1629817	8672758
080290	OTHER EDIBLE NUTS	2	5557	36	33970
080310	PLANTAINS,FRESH OR DRIED		2093		275
080390	OTHER BANANS FRESH OR DRIED		162		298
080410	DATES	115752	623500	40816	467619
080420	FIGS	277	31486	403	20324
080430	PINEAPPLES		1600	41	1990
080440	AVOCADOS	274	1863	114	197
080450	GUAVAS,MANGOES,MANGOSTEN F/DRY		1288	30	1843
080510	ORANGES	470	10020	6474	23996
080520	MANDARINS,CLEMENTIN ETC FR/DRY		1262		1001
080540	GRAPEFRUIT,INCLUDING POMELOS		1279	123	1168
080550	LEMONS AND LIMES		665		497
080590	OTH CITRUS FRUITS FRESH/DRIED.		150		484
080610	GRAPES, FRESH	29097	7884358	6566	9030165
080620	GRAPES, DRIED	11864	312010	23042	224696
080711	WATERMELONS		286840		348569
080719	OTHER MELONS		321721	8748	356343
080720	PAPAWS;(PAPAYAS/PAPITA)		707		23
080810	APPLE, FRESH	409893	3298095	525534	3060716
080830	PEARS FRESH	7057	67550	2445	39968
080910	APRICORTS;FRESH(KHUBANI)		65462		692927
080930	PEACHES,(INCLNECTR)ARROO FRESH		80		67
080940	PLUMS AND SLOES		1721	922	9536
081010	STRAWBERRIES,FRESH				345
081020	RASBERRY,BLACKBERRY,ETC FRESH		48		
081050	KIWIFRUIT, FRESH		17037	1921	4593
081090	OTHER FRESH FRUITS	13940	1909788	24232	1461826
081110	STRAWBERRIES,FROZEN		3693		4580
081120	RASBERRY,BL.BERRY MULBERRY FRZ	162	21062	140	3762
081190	OTHER FRUITS AND NUTS,FROZEN		4920	58	8979
081210	CHERRIES PROVISIONLY PRESERV				1569
081290	OTH FRUIT/NUTS PRESERVED PROVI		1205	798	8125
081310	APRICOTS DRIED	2186	63024	6234	62399
081320	PRUNES DRIED	7868	87105	5708	65373
081330	APPLES DRIED	4222	12954	1159	7576
081340	OTHER DRIED FRUITS	248825	843819	301254	912909
081350	MIXTURE OF NUTS,DRIED FRUITS	511	12800	284	5278
090111	COFFEE NOT ROAST,NOT DECAFEINE	24	26		277
090112	COFEE NOT ROAST,DECAFFEINATED		5		
090121	COFFEE,ROAST,NOT DECAFFEINATED	337	24838	696	18420
090122	COFFEE ROASTED,DECAFFEINATED		132		18
090190	OTH COFFEE HUSKS/SKIN/COFE SUB	3196	56454	6618	46292
090210	GREEN TEA PACK < 3 KG	718	1740	9006	51537
090220	OTHER GREEN TEA(NOT FERMENTED)	41736	971922	38295	825509
090230	BLACK TEA & PARTLY FERMENT TEA	1285	8378	79	22391
090240	OTH BLACK TEA,OTH PARTLY F.TEA	4238513	46348977	3658323	44881698
090300	MATE		9		10
090411	PEPPER,NEITHER CRUSH NOR GROND	631903	3296851	532070	2600450
090412	PEPPER CRUSHED OR GROUND		4536		
090421	FRUIT OF GENUS CAPSICUM DRIED	2913	40048	24580	128794
090422	FRUIT OF GENUS CRUCHED/GROUND	571	31637	15930	114110
090520	VANILLA CRUSHED OR GROUND		69		
090611	CINNAMON NOT CRUSHED OR GROUND	3606	53643	2471	21455
090619	OTHER CINNAMON	16490	514409	49145	317026
090620	CINNAMON & TREE FLOWER,CRUSHED		1014		81
090710	CLOVES NEITHER CRUSHED/GROUND	51842	764483	31507	287627
090720	CLOVES CRUSHED & GROUND		2260		812

Contd.

10.11 Imports by Economic Categories (Detail)

(In Thousand Rupees)

Items		Apr., 2017	From July, 2016	Apr., 2016	From July, 2015
090811	NUTMEG NEITHER CRUSHED/GROUND	8697	130306	12115	96006
090812	NUTMEG CRUSHED & GROUND		322	617	714
090821	MACE NEITHER CRUSHED/GROUND	23386	129562	12183	125807
090822	MACE CRUSHED OR GROUND				
090831	CARDAMOMS NITHER CRUSHED/GRO	86384	1226234	73800	1128781
090832	CARDAMOMS CRUSHED & GROUND		738	27	7660
090921	SEEDS-CORIANDER NITHER CRU/GRO	97029	396513	19143	478649
090922	SEEDS-CORIANDER CRUSHED/GROUND		793		205
090931	SEEDS OF CUMIN (WHITE ZEERA)	44073	548798	79102	472055
090932	SEEDS CUMIN.CRUSH/GRO(W.ZEERA)		955	715	964
090961	CARAWAY,ANISE,FENL.,JUNI.N-CR/G	2307	92136	10724	100298
090962	CARAWAY,ANISE,FENEL.,JUNI.CR/GR		2		1688
091011	GINGER NEITHE CRUSHED/GROUND	358065	4635193	540995	6426837
091012	GINGER. CRUSHED OR GROUND	1254	2789	1812	6544
091020	SAFFRON, (ZAFRAN)		370	54	359
091030	TURMERIC (CURCUMA)	4008	14309		6071
091091	MIXTU OF PROD H-09.04 TO 09.10	19049	126711	5532	90857
091099	OTHER SPICES	6320	30175	11058	22340
100111	DURUM WHEAT SEED		495		
100290	OTHER RYE	591	1679		405
100310	BARLEY SEED				23
100390	OTHER BARLEY	942	671523	14885	461459
100490	OTHER OATS	20044	353648	2379	824978
100510	SEED, MAIZE	1084079	5195909	422301	3524016
100590	OTHER MAIZE (CORN)	1402	73422	30414	235314
100610	RICE IN HUSK (PADDY OR ROUGH)	1025415	1600911	1323297	2369506
100620	HUSKED (BROWN) RICE		712		
100630	SEMI/WHOLLY MILLED RICE/POLIS	3360	63000	597	37863
100640	BROKEN RICE		235	192	57485
100710	SEED GRAIN SORGHUM(JAWAR)	11992	11992	574	124008
100790	OTHER GRAIN SORGHUM(JAWAR)		206411	51533	350642
100821	MILLET (BAJRA)	60259	70547	16291	73737
100829	OTHER MILLET (BAJRA)	25844	336105	18930	407151
100830	CANARY SEED	2616	24321	2737	17372
100850	QUINOA		197		
100890	OTHER CEREALS	15	118	2750	2830
110100	WHEAT OR MESLIN FLOUR		1490	120	11332
110220	MAIZE (CORN) FLOUR	517	5951	53	3223
110290	OTHER CEREAL FLOUR	167	1409		725
110311	GROATS AND MEAL OF WHEAT	97	188		
110313	GROATS&MEAL OF MAIZE (CORN)	1822	18668	7958	26667
110319	GROATS AND MEAL OF OTH CEREAL		1295		371
110320	PELLETS OF OTHER CEREALS		363		8
110412	ROLLED OR FLAKED, OATS.	122	1274		925
110422	OTHER WORKED GRAIN OF OATS	5640	31654	1208	26296
110423	OTH WORK GRAIN OF MAIZE (CORN)	1707	3308		7100
110429	OTH WORK GRAIN OF OTH CEREALS		10		351
110430	GERM OF CEREALS,WHOLE,ROL,FLAK		54		289
110510	FLOUR,MEAL&POWDER OF POTATOES	32956	416893	27066	297062
110520	FLAKE,GRANULE/PELLETS POTATOES		30716	28	10721
110610	FLOUR,MEAL,POWDER,DRY LEGU VEG		146		185
110620	FLOUR,MEAL POWDER OF SAGO/ROOT	421	723		108
110630	FLOUR,MEAL POWDER PRD CHAPT-8	214	2359	461	3026
110710	MALT NOT ROASTED		48852	25922	52709
110720	MALT ROASTED		1122		
121020	HOP CONES,GROUND POWDER PELLET	9745	12975	409	2093
121120	GINSENG ROOTS		193		2674
121229	OTHER SEAWEDS& OTHER ALGAE	3177	10242		8627
121291	SUGAR BEET		24		68
121292	LOCUST BEANS (CAROB)		21		

Contd.

10.11 Imports by Economic Categories (Detail)

(In Thousand Rupees)

Items		Apr., 2017	From July, 2016	Apr., 2016	From July, 2015
121299	OTHER FRUIT STONE&KERNELS/VEG		3655	59	549
121300	CEREAL STRAW & HUSKS,IN PELLETT		1632		281593
121410	LUCERNE (ALFALFA) MEAL&PELLETS		28181		
130120	GUM ARABIC	58243	138374	28846	119135
160210	HOMOGENISED PREP MEAT/EDB MEAT		24		
160231	OTH PREP/PRESV MEAT OF TURKEY		827		2452
160232	OTH PREP/PRESV MEAT OF FOWLS	27072	606295	60024	467535
160239	OTH PREP/PRESV,MEAT OTH POLTRY	8025	67017	11476	66602
160250	OTH PREP/PRES MEAT BOVIN ANIML	609	5707	505	16267
160290	OTH PREP MEA OFL,BLOOD ANIMAL		59		533
160300	EXTRACT/JUICE OF MEAT,FISH ETC				1330
160411	SALMON,FISH,WHOLE/PIE NOT MICE	48	333		213
160412	HERRING,WHOLE/FIECE NOT MINCED				5
160413	SARDINE,BRISL/SPRAT W/P N-MINC	10	134		185
160414	TUNAS,SKIPJACK,BONITO,WHOLE/PC	2754	5650	350	2523
160415	MACKERAL,WHOLE/DIECE NOT MINCE				22
160416	ANCHOVIES,WHOLE/PIECE NOT MINC		7		
160419	OTH FISH,WHOLE/PIECE NOT MINCE	1497	38749	1351	29930
160420	OTH FISH PREPARED PRESERVED		12832	777	7984
160432	CAVIAR SUBSTITUTES		128		
160510	CRAB,PREPARED OR PRESERVED.		453	65	498
160529	OTH SHRIMPS&PRAWN PREPARED/PRE	124	373	8	147
160540	OTH CRUSTACEANS,PREP/PRESERVED				150
170112	BEET SUGAR RAW NOT CONT FLAVOR	163	748		1298
170114	OTH CANE SUGAR RAW.N-CON FL/CO	97	306		310
170191	O.CANE/BEET SUGAR CON.FLAV/COL		3632	584	6533
170199	OTH CANE/BEET SUGAR PURE SUC	36199	445478	52313	570752
170211	LACTOSE & LACTOSE SYRUP WT 99%	75219	866869	56820	626219
170219	OTH,LACTOSE AND LACTOSE SYRUP	11	3797		236
170220	MAPLE SUGAR AND MAPLE SYRUP		2		32
170230	GLUS SYP,DRY STAT FRVCT <20%	80170	589752	94187	631747
170240	GLUCOSE/GLUCOSE SYRUP<20% FRUC		5095		3
170250	CHEMICALLY PURE FRUCTOSE	1531	5827	280	756
170260	OTH FRUCTOS SYP,50% WT OF FRAC		6641		
170290	OTH SUGAR INCL INVERT SUGAR	66387	609653	95177	565427
170390	OTH MOLASSES,FROM REFINING SUG		263		4966
170410	CHEWING GUM,WH/NOT SUGA COATED	7741	224097	26085	116886
170490	OTH SUGAR CONFECT NOT CON COCA	76315	821258	75641	779603
180100	COCOA BEANS,WHOLE,BROKEN,ROAST		11		
180310	COCOA PASTE,NOT DEFATTED(LICOR	8139	217013	20619	192760
180320	COCA WHOLLY OR PARTLY DEFATTED		508		
180400	COCOA,BUTTER,FAT AND OIL	13521	572061		537765
180500	COCOA POWDER,NOT CON ADDED SUG	88213	1250836	145187	1145355
180610	COCOA POWDER,CON ADDED SUGAR	2849	13199	1811	9518
180620	OTH PREPA WT2KG,PAS,BLOCK SLAB	46307	566738	32261	532452
180631	OTH FOOD PREP COCOA BARS FILD	704	184010	3366	288289
180632	OTH FOOD PREP COC BAR NOT FILD		2997		5307
180690	OTH,FOOD PREP CONT COCOA LIQUID	13856	282369	33093	289860
190110	FOOD PREP FOR INFANT USE	1108196	8828976	605527	7314162
190120	MIXES&DOUGHS FOR PREP BAKER	14068	89566	11841	83382
190190	OTH FOOD PREP OF FLOUR,MEAL	292866	2754768	157479	2302871
190211	UNCOOK PASTA,NUT STUFED CON EGG	76	5528	90	614
190219	OTHER,UNCOOKED PASTA.	682	31384	3354	40991
190220	STUFFED PASTA,WHETH/NOT COOKED		720	3	1552
190230	OTHER PASTA	4974	40454	2266	23548
190240	COUSCOUS WHETER OR NOT PREPARE	4	181		223
190300	TAPIOCA&SUBSTI PRE FRM STARCH	2076	43116	5764	55684
190410	PREP FOOD,SWLL/ROAS OF CEREALS	44685	368730	25499	288744
190420	PREP FOOD UNROAST CEREAL FLAKE	126	1135	3656	10248
190430	BULGUR WHEAT				7

Contd.

10.11 Imports by Economic Categories (Detail)

(In Thousand Rupees)

I t e m s		Apr., 2017	From July, 2016	Apr., 2016	From July, 2015
190490	OTH PREP FOOD OBTAIN BY CEREAL	24434	146590	19655	171148
190510	CRISPBREAD AND BUNS	46	1049	36	89
190520	GINGER BREAD AND THE LIKE.	1	1	91	102
190531	SWEET BISCUITS	8057	106775	18034	138464
190532	WAFFELS AND WAFERS	19624	234862	13029	147171
190540	RUSK,TOASTED BREAD & PRODUCTS	2807	37189	2876	35964
190590	OTHER BAKERY PRODUCTS	24070	317950	44138	314019
200110	CUCUMBER,GHERKINS PREP/PRESERV	487	2156	1113	2364
200190	OTH VEG FRUIT,NUT,PRES VIN/ACE	2006	31670	1870	15849
200210	TOMATOES,WHOLE/PIECE,PREP/PRSV	76	791	413	1405
200290	OTH,TOMATO/PRE/PRS O/TH VINGER	97777	417253	84848	471495
200310	MUSHROOM,PREP/PRSV O/TH VINHER	11581	109108	8076	60412
200390	OTH MUSHROOM&TRUFFLE PREPARED	845	2826	540	1843
200410	POTATO,PREP/PRSV,O/TH VINGERS	105243	880802	76726	656803
200490	OTH VEG MIX/VEG PREP O/TH VING	494	15426	4989	12367
200510	HOMOGENIZED VEGETABLES		711	6	1053
200520	POTATO PREP O/TH VING NOT FROZ	1036	14481	966	26412
200540	PEAS PREP O/TH VINGER NOT FROZ	12	7694	209	4208
200551	BEAN SHEL D PREP O/TH VING N/FZ	1133	5491	23	3940
200559	OTH BEAN PREP O/TH VING NOT FZ	426	4676	1548	7250
200560	ASPARAGUS,PREP O/TH VING N-FZ		41	16	418
200570	OLIVES PREP O/TH VING NOT FROZ	13918	165578	12225	115156
200580	SWEET CORN,PREP/PRESV NOT FROZ	5458	53634	5289	44455
200591	OTH VEGETABLES& MIXTURE OF VEG	86	1174	21	845
200599	OTH VEGE PREPARED OR PRESERVED	3605	31423	1964	22065
200600	VEG,FRUIT,NUTS,PEEL PRE BY SUG	12	2257	151	7019
200710	HOMOGENENISED PREPARATIONS	414	2245	107	2402
200791	OTH,CITRUS FRUIT COOKED PREP	44	568	207	529
200799	OTH JAM,FRUIT,JELLY,MARMALADE	13724	77878	11538	46298
200811	GROUND NUTS,PREP/PRESERVED	17756	76428	3494	23790
200819	OTH NUTS/SEED INCL MIXTURES	12279	242229	22525	123118
200820	PINEAPPLES,PREPARED/PRESERVED	64542	473211	48463	323115
200830	CITRUS FRUIT,PREPARE/PRESERVED	6812	62563	17731	58504
200840	PEARS,PREPARED OR PRESERVED	122	4739	16	4243
200850	APRICOTS,PREPARED OR PRESERVED		71		242
200860	CHERRIES,PREPARED OR PRESERVED	3561	16088	229	11912
200870	PEACHES,PRPARED OR PRESERVED	364	28228	47	41486
200880	STRAWBERRIES,PREPARE/PRESERVED	564	13451	268	10285
200891	PALM HEARTS PREPARED/PRESERVED	12	12		
200893	CRANBERRIES	24	177		22
200897	MIXTURES OF FRUITS,NUTS&PLANTS	81622	433370	68340	405278
200899	OTH FRUITS,NUT/EDIBLE PLANTS	6123	83525	13458	59304
200911	ORANGE JUICE,FROZEN	3787	29586	3690	36839
200912	ORANGE JUICE,NOT FROZEN	15	864		310
200919	OTHER ORANG JUICE	46591	228884	17464	123477
200929	OTHER GRAPE FRUIT,JUICE	1151	3662	1294	1587
200939	OTH JUICE OF ANY CITRUS FRUIT	8556	16320	218	17877
200941	PINEAPPLE JUICE ,BRX VAL=20	10	4744	4691	5194
200949	OTHER PINEAPPLE JUICE	24534	243819	19491	117122
200950	TOMATO JUICE	120	153	80	99
200961	GRAPE JUICE INCL GRAPE MUST		2309		73
200969	OTHER GRAPE JUICE	59072	399242	51485	290154
200979	OTHER APPLE JUICE	5137	76686	7038	38151
200981	CRANBERRY JUICE		737		8
200989	OTHER JUICE OF FRUIT/VEGETABLE	31813	252972	77589	286643
200990	MIXTURES OF JUICES	7205	47820	7812	45545
210111	EXTRACT,ESSENCE/CONC COFEE/PRE	16231	301469	13642	278494
210112	PREP WITH A BASIS OF EXTRA/COF		1912	47	8212
210120	EXTACT,ESSENCE ETC OF TEA MATE	1862	41357	2962	28755
210130	ROASTED CHICORY/OTH COFEE/SUB				18

Contd.

10.11 Imports by Economic Categories (Detail)

(In Thousand Rupees)

Items		Apr., 2017	From July, 2016	Apr., 2016	From July, 2015
210210	ACTIVE YEASTS	63202	597176	69283	523642
210220	INACTIVE YEASTS,OTH SINGL CELL		5461	320	10680
210230	PREPARED BAKING POWDERS	7575	32827	34	22562
210310	SOYA SAUCE	29591	174932	10413	145062
210320	TOMATO KETCHUP/OTH TOMATOSAUCE	2119	96773	8561	114535
210330	MUSTARD FLOUR/MEAL/PREP MUSTAR	4831	49066	836	11026
210390	OTH SAUCES PREP/MIX SEASONING	41259	365323	24760	258847
210410	SOUPS/BROTHS & PREP THEREOF	153	4045	58	3539
210420	HOMOGENISE COMPOSITE FOOD PREP	31	508		306
210500	ICE CREAM,OTH EDIBLE ICE	5189	28778	2088	25324
210610	PROTEIN CONCENTRATE/TEXT PROTIN	866	30553	1541	26826
210690	OTH FLAVOURING POWDER/CONCT	488939	4520394	501475	4720001
220110	MINERAL WATERS/AERATED WATERS	4001	22889	3927	17910
220190	OTH,NATURAL/ARTIFICIAL WATERS	1229	10110	1847	10388
220210	WATER,MINERAL/AERATED WATER	77678	451647	45267	422943
220290	OTH WATER/OTH NON ALCOLIC BEVG	41256	199063	42674	143979
220300	BEER MADE FROM MALT	256	9957	1130	6488
220410	SPARKLING WINE	283	7299	2602	11339
220421	OTH WINE OF FRESH GRAPES<2LT		2		565
220429	OTH WINE OF FRESH GRAPES>2LT	28	891		1280
220510	VERMOUTH/OTH WINE F/GRAPE<2LTR		1023		
220600	OTH FERMENTED BEVERAGES/MXTURE		570		
220820	SPIRIT OBT BY DISTIL GRAPEWINE		5		
220830	WHISKIES		2137	1028	8617
220840	RUM&OTH SPIRITS DISTILL SUGAR		23	96	191
220850	GIN AND GENEVA			17	165
220860	VODKA	51	1364		624
220870	LIQUEURS AND CORDIALS	149	7285	48	299
220890	OTH SPIRIT/SPIRITOUS BEVERAGES	176	478	548	2396
220900	VINEGAR&SUBSTITUTE,ACTIC ACID	1564	22291	867	14423
230110	FLOURS,MEALS,PELLETS,OF MEAT	983	120355	24046	55131
230120	FLOURS,MEALS,PELLETS,OF FISH		248		81909
230210	BRAN SHARP & RESIDUES OF MAIZE		4		1218
230230	BRAN SHARP & RESIDUES OF WHEAT	69	3708	156	1330
230250	BRAN SHARP RESIDUE LEGUM PLANT	25847	262739	24549	88147
230310	RESID.STARCH MANUF&SIM RESIDUE		65385		6814
230330	BREWING/DISTILLING DREGS/WASTE	234674	523881	11803	358864
230400	OIL-CAKE/OTH S/RESID SOYABEAN	1702316	13986228	977528	27815223
230610	OIL-CAKE/OTH RES.COTTON SEED		120	137	249
230630	OIL CAKE/OTH SUNFLOWER SEEDS	741773	3082705	25	470666
230649	OIL CAKE/OTH RESID RAPE SEEDS	404	404		
230650	OIL CAKE/OTH RESIDUES,COCONUT				16
230660	OIL CAKE/OTH RESIDUE,PALM NUTS	27518	2269594	190797	1698363
230690	OIL CAKE/OTH SOLID RESIDUE,VEG		212669		1289
230800	VEG MATL & VEG WASTE,VEG RESID		139841	68322	169876
230910	DOG/CAT FOOD,PUTUP RETAILSALE	26254	204743	13594	115241
230990	OTH,PREP USED IN ANIMAL FOOD	464213	4288364	397370	4138917
240110	TOBACCO,NOT STEMMED/STRIPPED		7989		68
240210	CIGAR,CHEROOTS CONTAIN TOBACCO	604	1920	100	2305
240220	CIGARETTES CONTAINING TOBACCO	105	94670		133148
240290	CIGAR,CHEROOTS/TOBACCO SUBST		70		1032
240319	OTHER SMOKING TOBACCO	13	5304		84
240391	HOMOGENISE/RECONSTITUTE TOBACO		4118		3948
240399	OTH MANUFACTURED TOBACCO/EXTR	5481	189681	19793	107785
271012	LIGHT OILS AND PREPARATIONS	26016027	224317460	16368594	177484428
271019	KEROSENE,INCL KER.TY. JET FUEL	878530	6558048	516189	4535280
293500	SULPHONAMIDES	136620	1456618	111105	1662628
293621	VITAMIN A ITS DERIVATIVE UNMIX	59173	324697	37013	245429
293622	VITAMIN B1/ITS DERIV UNMIXED	40796	330033	37519	212283
293623	VITAMIN B2/ITS DERIV UNMIXED	24170	192700	26637	193360

Contd.

10.11 Imports by Economic Categories (Detail)

(In Thousand Rupees)

Items	Apr., 2017	From July, 2016	Apr., 2016	From July, 2015	
293624	D-,DL-PANTOTHENIC ACID(VITB3B5	45649	299968	19898	242539
293625	VITAMIN B6/ITS DERIV UNMIXED	31613	294598	24025	289750
293626	VITAMIN B12/ITS DERIV UNMIXED	76829	494585	62539	505888
293627	VITAMIN C/ITS DERIVATIVE UNMIX	36343	319154	113053	413638
293628	VITAMIN D/ITS DERIVATIVE UNMIX	77309	491322	30418	514343
293629	OTH VITAMIN/ITS DERIV UNMIXED	132005	854711	91130	952418
293690	OTH INTER-MIXTURE PROVITAMINS	20685	220748	12908	344938
293712	INSULINE AND ITS SALTS	118267	319196	32129	169531
293719	OTHER POLYPEPTIDE HARMONES	7060	107369	5160	82220
293721	CORTISONE/HYDRO/PREDNISON ETC	27211	459485	47366	460989
293722	HALOGENATE DERIV ADERNAL HORMN	41378	713079	51160	824572
293723	OESTROGENS AND PROGESTOGENS	76717	842307	87193	939355
293729	OTH,STEROIDAL HARMONES,DERIVAT	33254	238071	17417	215583
293750	PROSTAGLANDINS,THROMBOXANES&DR	10498	134964	44156	138116
293790	OTH HORMONES/ITS DERIVATIVES	4243	160527	21129	200062
293810	RUTOSIDE(RUTIN)/ITS DERIVATIVE		2752		1800
293890	OTHER, GLYCOSIDES	310231	1877242	111621	719831
293911	CONCENTRATES OF POPPY STRAW	14126	53144	3117	45632
293919	OTH ALKALOIDS OF OPIUM/DERVATI	11395	192178	16846	136134
293920	ALKALOID CINCHONA/DRV SALT		4495	671	11967
293930	CAFFEINE AND ITS SALTS	60761	571205	47612	371170
293942	PSEUDEOPHEDRINE(INN)/ITS SALT		43		
293949	OTHER,EPHEDRINE AND ITS SALTS		180366		138451
293951	FENETYLLINE(INN) AND ITS SALTS			8715	8715
293959	OTH THEOPHYLLINE/AMINOPHLLINE	12257	224953	9175	198070
293962	ERGOTAMINE (INN) AND ITS SALTS		2257		
293969	OTH ALKALOID OF RYE ERGOT/SALT	6139	30134	1691	17260
293991	COCAINE ECGONINE,SALTS,ESTERS		1713		
294000	SUGARD O/T SUCROSE/LACTOSE ETC	57109	506607	44603	471247
294110	PENCILLINE/DERV/ACID/SALT ETC	36745	381712	25388	205949
294120	STREPTROMYCIN/DERIV/SALT THROF	3693	82352	26207	110252
294130	TETRACYCLINE/DERIV/SALT THROF	117907	719412	54964	649674
294140	CHLORAMPHENICAL/DERIV/SALT	9992	218299	17055	187564
294150	ERYTHROMYCIN/DERIV/SALT THROF	135677	1402193	168329	1637694
294200	OTHER ORGANIC COMPOUNDS.	48295	385125	56283	287551
300190	OTH GLAND ORGAN,EXTRACT,HAPRIN	288	350		855
300210	ANTISERA/OTH BLOOD FRAC MODIFY	2974	32788	298	67822
300220	VACCINES FOR HUMAN MEDICINE	1816233	20199193	1974585	23910410
300230	VACCINE VETERINARY MEDICINE	521942	4111024	269319	3311919
300290	OTH HUMAN/ANIMAL BLOOD,THERAPC	32435	478877	108473	416066
300310	MEDICAMENT PENCILLIN DERV/ACID		1546		3423
300320	MEDICAMENT OTH ANTIBIOTICS	14567	199030	28214	164249
300331	MEDICAMENTS CONTAINING INSULIN				1937
300339	OTH,MEDICEMENT HARMONE ANTIBTC	40510	137182		234112
300390	OTH MEDICEMENT NES-NOT-R-SALE	44565	988924	12594	797088
300410	MEDICAMENT,PENCILLIN DERV/ACID	50108	179883	3047	36579
300420	MEDICAMENT OTH ANTIBIOTICS	764514	3109381	298812	2181047
300431	MEDICAMENT INSULIN NOT ANTIBTC	341672	3034135	311918	2199396
300432	MEDICIMENT ADERN CORTC HARMONE		349728	27485	350013
300439	OTH MEDICIMENTHARMONE NOT ANT	168772	1344780	133129	1157629
300440	MEDICAMENT ALKALOID DERV ANTI		15961	9881	14821
300450	OTH MEDICAMENT VITAMIN/OTH PRO	6704	898190	29926	148934
300490	OTH MEDICAMENT THERAPEUTIC USE	4256841	30143663	3796414	24029631
300510	SURGICAL TAP IN JAMBO ROLLS	36157	402580	32946	390313
300590	OTH WADDING,GAUZE,BANDAGE ARTI	26742	138951	15073	182142
300610	STERILE SURGICAL CATGUT, ETC	178358	1538835	111009	1309626
300620	BLOOD-GROUPING REAGENTS	14	1658		1205
300630	OPACIFY X-RAY EXAM DIAGNOSTIC	836	6849	1623	6661
300640	DENTAL CEMENT/DENTAL FILLING	7969	83342	4485	90733
300650	FIRST AID BOXES AND KITS.	1154	4559	11	13222

Contd.

10.11 Imports by Economic Categories (Detail)

(In Thousand Rupees)

Items		Apr., 2017	From July, 2016	Apr., 2016	From July, 2015
300660	CHEMICAL CONTRACEPTIVE HORMONE	817	105239	23358	275674
300670	GEL PREP HUMAN/VETERINARY USE	1402	90629	8633	29423
300691	APPL IDENTIFIABLE, OSTOMY USE		53657	345	39188
321519	PRINTING INK EXCL. BLACK	198017	1944490	199043	1630514
321590	OTH WRITING/DRAWING/OTH INK	36609	338950	18495	278812
330112	ESSENTIAL OIL OF ORANGE	22984	151163	22892	94021
330113	ESSENTIAL OIL OF LEMON	10028	169816	3242	50501
330119	OTH ESSENTIAL OIL/CITRUS FRUIT	39915	536150	25580	313121
330124	ESSENTIAL OIL OF PEPRAMINT	2996	20767	1448	13142
330125	ESSENTIAL OIL OF OTHER MINTS	3384	26911	4025	24219
330129	OTH ESSENTIAL OIL O/T CIT FRUT	7172	98014	11654	75367
330130	RESINOIDS	192	5268	1482	5290
330190	OTH,CONCENTRATE ESSENT OIL NS	36408	131210	11520	81558
330210	MIXTURE ODORIFEROUS SUBS&MIXT	388121	3693718	496472	2945503
330290	OTH,MIXTURE,ODORIFEROUS SUBST	518414	4520338	346989	3845987
330300	PERFUMES AND TOILET WATERS	56045	516375	61624	621320
330410	LIP MAKE-UP PREPARATIONS	15265	165370	13486	171814
330420	EYE MAKE-UP PREPARATIONS	19341	140796	16710	173162
330430	MANICURE/PEDICURE PREPARATIONS	9446	84354	6998	83759
330491	POWDER WHETHER/NOT COMPRESSED	36936	376959	23162	322612
330499	OTH,BEAUTY/MAKE-UP PREPARATION	129521	1638682	99019	1348225
330510	SHAMPOOS	455565	3080599	197574	3209706
330520	PREP PERMANENT WAVING/STRAIGHT	10292	93040	5960	81719
330530	HAIR LACQUERS	116	5492	591	2096
330590	OTH PREP USE ON HAIR	92338	952342	83315	728538
330610	DENTIFRICES	45528	353273	15932	271609
330620	YARN,CLEAN TEETH(DENTAL FLOSS)	112	925	36	673
330690	OTH,PREP ORAL/DENTAL HYGIENE	3161	30738	3158	24964
330710	PRE/AFTER SHAVE PREPARATION	34125	113209	16106	244161
330720	PERSONEL DEDORANT&ANTIP RSPRNT	96272	592532	55432	445624
330730	PERFUMED BATH SALT/OTH PREP	797	20988	1816	9403
330741	AGARBATTI/OTH ODORIFEROUS PREP	1570	3952	196	1234
330749	OTH PREP PERFUMING ROOM/RELIGS	22467	200607	17464	191033
330790	OTH,DEPILATORY/PERFUM ETCPREP	5290	61161	5007	42098
340111	SOAP&ORGANIC SURFAC-ACTIV PROD	99274	1395853	118533	1883979
340119	OTH,SOAP ORG-SURFAC-ACT PROD	9694	223790	31110	184007
340120	SOAP IN OTHER FORMS	165690	856367	64801	627805
340130	ORGANIC SURFACE ACTIVE PRODUCT	35928	334178	35442	314836
340211	ORGANIC SURFACE-ACTIVE AGENT	454879	4039828	413652	3837820
340212	ORGANIC SURFACE ACTIVE CATIONC	27780	173055	17953	149397
340213	ORG SURFACE ACTIVE NON-IONIC	410338	3206966	345948	3101238
340219	OTH ORG SURFACE ACTIVE AGENT	39300	282451	27026	179591
340220	ORG SURF PREP PUTUP FOR R-SALE	29369	279514	18187	171068
340490	OTH, ART/PREP WAXES	89219	897050	105732	967597
340510	PO/CREAM FOR FOOTWEAR/LEATHER	17586	140086	11723	130480
340520	POL/CREAM/PREP, WOOD FURNITURE	1464	15484	1320	15128
340530	POL/CREAM/PREP,COACHWORK/METAL	739	14617	1656	11054
340540	SCOURING/PASTE/POWDER/OTH PREP		4015	26	1867
340590	OTH POL/CREAM/PREP,F-WEAR/LETH	23126	160660	15866	132084
350190	OTH CASEINATE DERIV CASEN GLUE	919	15899		19071
350211	EGG ALBUMIN DRIED		3918		33240
360300	SAFETY FUSES DETONATING FUSES		106681	21447	145812
360410	FIREWORKS		4781	1	1
360490	OTHER,PYROTECHNIC ARTICLES		101		
360500	MATCHES O/T PYROTECHNIC				63254
360610	LIQUID/LIQUEFIE GAS FUEL	2254	20091	425	10953
391740	FITING FOR TUBE ETC OF PLASTIC	55804	422449	79981	445532
391810	FLOOR COVERING OF POLYMERS V-C	44592	389230	55575	292997
392190	OTH PLATE,SHEET ETC OF PLASTIC	195489	1251916	148651	1497625
392210	BATH,SHOWER WASH BASIN OF PLAS	7991	82655	3651	48253

Contd.

10.11 Imports by Economic Categories (Detail)

(In Thousand Rupees)

Items		Apr., 2017	From July, 2016	Apr., 2016	From July, 2015
392220	LAVATORY SEAT/COVER OF PLASTIC	4568	30420	1498	21083
392290	OTH FLASH/SIM SANITARY PLASTIC	3157	47438	8781	53744
392310	BOXES,CASES,CRATES PLASTIC	37290	442779	68895	564237
392321	SACK&BAG OF POLYMER OF ETHYL	201792	1638266	177613	1053609
392329	SACKS & BAG OF OTHER PLASTICS	42609	290806	29837	269138
392330	CARBOYS,BOTTLES,FLASKS ETC	56888	571095	54231	506163
392340	SPOOLS,COPEES,BOBINS ETC PLASTC	29405	284651	22867	196917
392350	STOPPERS,LIDS,CAPS ETC OF PLAS	163868	1323149	141997	1133177
392390	OTH ARTICLES FOR CONVEYANCE NS	9023	238943	8824	183069
392410	TABLEWARE KITCHENWARE OF PLAST	52234	381826	29906	338932
392490	OTH,HOUSEHOLD/TOILET ARTICLES	26283	308010	25048	236517
392510	RESERVOIRS,TANKS,VATS>300 LTRS		2552	39	19878
392520	DOOR,WINDOWS FRAME&H-HOLD PLAS	15110	57698	2146	16788
392530	SHUTTERS,BLINDS&PARTS OF PLAST	1436	12816	370	6070
392590	OTH,BUILDER-WARE OF PLASTIC,NS	111820	940536	182203	1312448
392610	OFFICE/SCHOOL SUPPLY PLASTIC	61028	227202	15047	136923
392620	ARTICLE OF APPAR CLOTHING PLAS	9279	92110	3418	59725
392630	FITTING FOR FURNITUR/COACH PLA	1122	11726	108	4270
392640	ORANMENTAL ARTICLES OF PLASTIC	53964	499741	49139	456624
400942	TUBE,PIPERUB WITH OTH.METL.FIT	7765	57038	6769	41684
401011	CONVEYOR BELTS WITH METALS	6063	23576	17539	25566
401012	CONVEYOR BELTS WITH TEX-METACS	30798	390559	68196	406660
401019	OTH CONVEYON BELT OR BELTING	32091	352339	22759	251742
401031	TRANSMISSION BELTS 60-180 CM	31448	353198	34146	282670
401032	TRANSMISION OTH BELT 60-180 CM	40320	271549	26059	246295
401033	TRANSMISION BELT 180-240 CM	828	10104	1332	15584
401034	TRANSMISION BELT OTH 180-240CM	186	6516	2253	6774
401035	TRANSMISION SYN.BELT 60-150CM	830	7745	1423	15177
401036	TRANSMISION SYN.BELT 150-198CM		1897	69	1727
401390	OTHER INNER TUBES,OF RUBBER	16709	124284	11875	72544
401410	SHEATH CONTRACEPTIVES	12388	273962	53204	791620
401490	OTH HYG/PHARMACEUTICAL ARTL	1049	40889	261	33089
401511	GLOVES,RUBBER,SURGICAL	70186	473075	70064	494877
401519	OTHER GLOVES,RUBBER	41452	366737	59587	314163
401590	OTH ARTI APPRL/CLOTH ALL PURPS	4366	24567	3474	30338
401610	ARTICLES OF UNHARD CEL VUL RUB	14098	156600	18721	171982
401691	FLOOR COVERING & MATS, RUBBER	951	44365	7270	41557
401692	ERASERS, RUBBER	83553	817330	28126	261031
401693	GASKETS,WASHERS,SEALS,OF RUBB	152168	1339309	117107	1359631
401694	BOAT/DOCK FENDERS,OF RUBBERS		25928	23986	80565
401695	OTH INFLATABLE ARTICLE OF RUBB	1169	8143	182	18523
401699	OTH ARTICAL UNHARD VUL RUBBER	205649	1851471	152689	1649696
420100	SADDLERY&HARNESS FOR ANIMALS	132	1116		460
420211	TRUNKS,SUITCASE,VANITY-CASES	5921	49375	442	16407
420212	TRUNK,SUITCA,SATC ETC PLAS/TEX	69604	890721	56897	766753
420219	OTH TRUNK,SUITCASE,VANITY-CASE	3774	22679	3178	35919
420221	HANDBAG,COMP/PATENT LEATHER	87768	741683	30132	539501
420222	HANDBAGS,PLASTIC/TAXT MATERIAL	4377	97038	2963	84174
420229	OTH HANDBAGS,WITHOUT HANDLES	34720	315127	30090	557899
420231	ARTI.CARRIED.IN POCKET. LEA/COM	1624	31671	3526	42132
420232	ARTIC CARRIED IN POCK TAXT MATE	416	3670	281	12199
420239	OTH,ARTI CARRIED IN HAND/POCKET	7321	79066	5434	102595
420291	OTH CONTAINER O/S OF LEA/COMPS	220	7615	1124	7229
420292	OTH CONTAINER O/S PLAS/TEXTILE	2290	26546	3076	22037
420299	OTH CASES VULCANISED FIB/PBOA	4640	75106	1524	23181
420310	ARTICLES OF APPAREL	9418	113890	85	12781
420321	GLOVES,MITTENS & MITTS SPORTS		157		1081
420329	OTH LEATHER GLOVES	690	27894	10583	29792
420330	BELTS AND BANDOLIERS	10944	172959	13942	195418
420500	OTH ART LEA/COMP LEA TECHNICAL	1130	7495	2905	7871

Contd.

10.11 Imports by Economic Categories (Detail)

(In Thousand Rupees)

Items		Apr., 2017	From July, 2016	Apr., 2016	From July, 2015
430230	WHOLE SKINS&CUTTINGS ASSEMBLED		17		221
430310	ARTI APPAR CLOTH ACCE FURSKIN	22	33		
430390	OTHER, ARTICLES OF FURSKINS	396	719	21	5802
430400	ARTICLE OF FUR&ARTICLE THEREOF	1284	17936	933	9878
440131	WOOD PELLETS	1816	9851		5896
440139	SAW DUST & WOOD WASTE & SCRAP	11	8226	1194	10392
440210	WOOD CHARCOAL OF BAMBOO NOT AG	185	4638	725	6606
441300	DENSIFIED WOOD,BLOCK,PLATE,ETC	3444	45004	1224	28735
441600	CASK,BARREL,VAT,TUB&OTH PRODC		3513		112
441890	OTH BUILDERS JOINERY/CARP WOOD	58906	474529	27986	444832
441900	TABLEWARE&KITCHENWARE OF WOOD	3701	45831	4481	41434
442010	STATUETTES/OTH ORNAMENT WOOD	100	2655	2	1549
442090	OTH WOOD MARQUETRY&INLAID WOOD	11223	64729	16271	85065
442110	CLOTHES HANGERS OF WOOD	3978	23442	1518	12570
450490	OTH, ARTICLES AGLOMERATED CORK		686		27
460121	MATS,MATTING&SCREEN OF BAMBOO	1060	9163	247	5843
460129	OTH MATS,MATTING&SCREN VEG MAT	1335	1403		
460192	OTH MATTING&SCREEN OF BAMBOO			7	7
460199	OTH PLATING MATERIAL N.E.S	12	377		1878
460211	BASKETWORK&OTH ARTICL OF BAMBO		2549	7	3353
460212	BASKETWORK&OTH ARTIC OF RATTAN				279
460219	BASKETWORK&OTH ART OF VEG MATE	301	2914	645	4096
481200	FILTER BLOCK,SLAB OF PAPERPULP		3276	51	2146
481310	CIGRETTE PAPER IN BOOKLET/TUBE	28	178		190
481490	OTHER WALLPAPER & COVERINGS.	2564	5683	270	1055
481620	SELF-COPY PAPER		106		13
481690	OTHER COYING PAPER, C/T SIZE.	2163	8282	608	7731
481710	ENVELOPES	440	13113	444	11432
481720	LETTER CARDS, PLAIN POSTCARDS	43	930	40	2681
481730	BOXES,POUCHES,PAPER STATIONERY	409	4881	156	16645
481810	TOILET PAPER	4044	29225	2409	73957
481820	HANDKERCHIEFS, TISSUES&TOWELS	15937	102523	6501	94545
481830	TABLE CLOTHS & SERVIETTES	14721	49716	6865	24166
481850	ARTICLES OF APPAREL&CLOTHING	6	1232	344	2893
481890	OTH ARTI LINEN,P&P GARMET/ASSE	11785	75848	1433	50579
481910	CARTON,BOXE&CASES CORRU PAPE	28607	228522	45674	388034
481920	FOLD/CARTO/BOXE&CASE, NON-CURRU	16645	130105	5548	99982
481930	SACKS&BAGS WITH BASE 40CM/MORE	14343	204735	17921	58273
481940	OTH SACKS&BAGS, INCLUDING CONES	1540	57898	654	87674
481950	OTH PACKING CONTAINERS/RE-SLEE	1469	14448	827	12743
481960	BOX FILES, LETTER TRAYS, BOX, OFF	2136	49015	5573	44994
482010	REGISTERS, LETTER PADS, DIARIES	12747	111553	28088	127525
482020	EXERCISE BOOKS	1033	12736	2000	4036
482030	BINDERS, FOLDERS&FILE COVERS	3800	69401	1701	34098
482040	MANIFOLD BUSINESS FORMS/CARBON	21	984	293	1431
482050	ALBUMS FOR SAMPLES/COLLECTIONS	121	3676	181	5375
482090	OTH BOOK COVER, BLOTING PAD, NES	44733	399141	36739	351225
482110	P&P. BOARD LABLES PRINTED ALL=K	24644	311450	27121	210314
482190	OTH, P&P/BOARD LABLES NOT PRINT	11507	375403	46789	421218
482210	BOBBINS, SPOOLS, CAPS, PULP.	1593	17983	1803	17341
482290	OTHER, BOBINS, SPOOL, CAPS ETC. PA	13635	134642	7055	77711
482320	FILTER PAPER AND PAPERBOARD	35781	177142	17380	129569
482340	ROLLS, SHEETS AND DIALS, PRINTED	232	10022	746	9516
482361	TRAY, DISHES, PLATES, CUP, P&BORD		234		12
482369	OTH TRAY, DISH, PLATE, CUP, P&BORD	24435	172296	16853	125858
482370	MOULDED/PRESSED ARTICL P-PULP	2065	21633	1924	16848
482390	OTH, ARTICLES OF PAPER PULP, CEL	30216	266908	28928	235984
490110	PRINTED BOOKS IN SINGLE SHEETS	5653	18389	4530	29142
490191	DICTIONARIES AND ENCYCLOPAEDIA	107	15852	125	9304
490199	OTHER, PRINTED BOOKS/BROCHURES	262347	2801094	205820	2739579

Contd.

10.11 Imports by Economic Categories (Detail)

(In Thousand Rupees)

Items		Apr., 2017	From July, 2016	Apr., 2016	From July, 2015
490210	NEWSPAPERS, JOURNAL 4-TIME/WEEK				10
490290	OTHER NEWSPAPER, JOURNALS PERIODICALS	3101	55910	6098	50167
490300	CHILDREN DRAWING/COLOUR BOOKS	3138	21290	3780	29341
490400	MUSIC, PRINTED IN MANUSCRIPT.	9	10		8
490510	GLOBES	21	1483	19	491
490591	OTHER PRINTED MATTER BOOK FORM/ATLAS		71		244
490599	OTHER MAPS AND HYDROGRAPHIC/WATERWAYS	394	4926	280	1471
490600	PLANS/DRAWINGS FOR ARCHITECTS	84561	154427	7924	67604
490700	BANKNOTE, CHEQUE, STAMP, BOND ETC	2911	1472143	1602	192602
490810	TRANSFERS, VITRIFIABLE.	296	14827	71	1903
490890	OTHER, TRANSFERS (DECALCOMANIAS)	7876	71229	11861	65548
490900	PRINTED/ILLUSTRATED POSTCARDS	31	4404	3346	48787
491000	CALENDAR OF ANY KIND PRINTED.	379	23179	21	20549
491110	TRADE ADVERTISING MATERIAL.	9013	148378	22633	202479
491191	PICTURES, DESIGNS & PHOTOGRAPHS	1118	5706	1254	7703
500600	SILK YARN/ YARN SPUN WASTE NRS	34	1701		
500710	FABRICS OF NOIL SILK		31809	111	2317
500720	OTHER FABRIC CONTAINING 80% WT OF SILK	10905	649720	201813	1796475
511111	WOVEN FABRICS CARDED WOOL, 85% AND OVER		74718	893	73276
511119	OTHER WOVEN FABRICS CARDED WOOL	9190	343351	816	79810
511120	OTHER MIXED MAN-MADE FILAMENTS		7940		
511130	OTHER MIXED MAINLY/SOLELY MAN-MADE	210	14794	200	605
511190	OTHER WOVEN FABRIC CARDED WOOL/HAIR	23800	186978	7290	107683
511211	WOVEN FABRIC COMBED WOOL 85% AND OVER		38397		36942
511219	OTHER WOVEN FABRIC COMBED WOOL 85% AND OVER		127339	8	55089
511220	OTHER WOVEN FABRIC COMBED WOOL MIXED		255		40
511230	OTHER WOVEN FABRIC COMBED WOOL MIXED	900	20804	33	20622
511290	OTHER WOVEN FABRIC CARDED WOOL/FA-HAIR	37590	243155	248	15362
520790	OTHER, COTTON YARN PUT UP FOR SALE	168	5520	284	4343
520811	WOVEN FABRIC COTTON WT < 100G/SQM UNBLEACHED		19061		1199
520812	WOVEN FABRIC COTTON WT > 100G/SQM UNBLEACHED	28440	314284	1492	8094
520813	WOVEN FABRIC COTTON 3-4 THREAD TWILL UNBLEACHED			64	64
520819	OTHER WOVEN COTTON FAB UNBLEACHED	3208	48227	7461	123250
520821	WOVEN FABRIC COTTON WT < 100G/SQM BLEACHED	1410	24907	4471	17030
520822	WOVEN FABRIC COTTON WT > 100G/SQM BLEACHED	946	2227		620
520823	WOVEN FABRIC COTTON 3/4 THREAD TWILL BLEACHED			31	31
520829	OTHER WOVEN FABRIC OF COTTON BLEACHED	1518	4546	5025	22317
520831	WOVEN FABRIC COTTON WT 100G/SQM DYED	16319	29862	3934	13756
520832	WOVEN FABRIC COTTON WT > 100G/SQM DYED	6190	25082	2341	28140
520833	COTTON WOVEN FABRIC 3/4 THREAD DYED			20	180
520839	OTHER COTTON WOVEN FABRIC < 200G/SQM DYE	5543	88596	1311	60461
520841	WOVEN FABRIC COTTON WT 100G/SQM COLOUR	72	11317	18	1774
520842	COTTON WOVEN FABRIC WT > 100G/SQM COLOUR	23227	182353	16279	180580
520843	COTTON WOVEN FABRIC 3/4 THREAD TWILL		73	10	360
520849	OTHER WOVEN FABRIC WT 200G/SQM	5098	39924	14128	47714
520851	COTTON WOVEN FABRIC 100G/SQM PRINTED	377082	1315691	232457	746958
520852	COTTON WOVEN FABRIC > 100G/SQM PRINTED	7997	55296	3988	159060
520859	OTHER COTTON WOVEN FABRIC 200G/SQM PRINTED	7625	69226	4808	37976
520911	WOVEN FABRIC COTTON WT > 200G/SQM UNBLEACHED				1466
520912	COTTON WOVEN FABRIC 3-4 THREAD UNBLEACHED		129		135
520919	OTHER COTTON WOVEN FABRIC > 200G/SQM UNBLEACHED	3	1104	28	2783
520921	COTTON WOVEN FABRIC BLEACHED > 200G/SQM		341		83962
520929	OTHER COTTON WOVEN FABRIC BLEACHED > 200G/SQM		1166	137	11757
520931	COTTON WOVEN FABRIC DYED > 200G/SQM	20950	20950		907
520932	COTTON WOVEN FABRIC DYED 3-4 THREAD		2535		2623
520939	OTHER COTTON WOVEN FABRIC DYED > 200G/SQM	4836	27052	446	24699
520941	COTTON WOVEN FABRIC > 200G/SQM 85% COTTON		8188		
520942	COTTON WOVEN FABRIC DENIM > 200G/SQM	593	186609	45793	278558
520943	WOVEN FABRIC 3-4 THREAD TWILL > 200G/SQM		119		
520949	OTHER WOVEN FABRIC CONTAINING 85% COTTON/YARN	550	7468	153	12296

Contd.

10.11 Imports by Economic Categories (Detail)

(In Thousand Rupees)

I t e m s		Apr., 2017	From July, 2016	Apr., 2016	From July, 2015
520951	COTTON WOV FAB PRINTED>200GSQM				402
520952	WOV FAB 3-4-THREAD TWILL PRINT	131	646	407	407
520959	OTH WOV FAB PRINTED>200G/SQM		16568	6817	19623
521011	COT W-FAB MIX MMF W200G/SQMUNB	94	2758	104	20284
521019	OTH W-FAB COT MIX MF200GSQM UB		478		13957
521021	W-FAB COT MIX-MMF WT 200G/SQM		569		14633
521029	OTH W-FAB COT 85%,MMF 200G-BL		13		7526
521031	COT WOV FAB MX-MMF200G/SQM DYE	11037	21251	1711	6934
521032	W-FAB3/4THR MX-MMW 200G/MW DYE		400		
521039	OTH W-FAD COTMX MF W200G/SQMDY	12736	17786	318	6559
521041	W-FAB COT MX-MMF 200G/SQM	3721	12246	37	27687
521049	OTH W-FAB COT MX-MMF W200G/SQM	31105	61384	3886	23584
521051	W-FAB COT MIX,MF W200G/SQM PRI		1111		4992
521059	OTH W-FAB COT,MMF W 200G PRINT	38904	152744	2773	58115
521111	COT W-FAB,MX MF W>200G/SQM UNB		33		187
521112	COT FAB 3-4THREAD MIX>200G UNB		1246		31
521119	OTH W-FABCOT,MF W>200G/SQM UNB	38588	128793	13955	97181
521120	W-FAB COT WT<85% MIX MMF-BLEA		1731		4387
521131	WW-FAB COT,MMF W>200G/SQM DYED	2628	6353		13397
521132	WOV FAB 3-4THREAD MIX>200GDYED	126	16660	44	1761
521139	OTH W-FAB COT,MMF W>200G DYED	36918	141552	9193	40615
521141	COT W-FAB CLO YRN,MF W>200GSQM		2163		303
521142	W-FAB COT DENM,MX MFW>200G/SQM	26240	188815		49010
521143	WOV FAB 3-4THR MX-MFW>200G/SQM				54
521149	OTH W-FB COT CLO YRN MMF>200G	1315	43407		12264
521159	OTH W-FAB COT,MF,W>200G/SQM PR	12535	97194	9521	32083
521211	OTH COT W-FAB UN-BL W 200G/SQM		168		
521212	OTH COT W-FAB BLECH W 200G/SQM	3	5392	46	1232
521213	OTH COT W-FAB DYED W 200G/SQM		4278	10	12342
521214	OTH W-FAB,COLOR YRN W 200G/SQM	1605	2294		550
521215	OTH W-FAB COT PRNTD W 200G/SQM		45	216	12218
521222	OTH COT WOV FAB BLEAC>200G/SQM		525		7122
521223	OTH COT WOV FAB DYED>200G/SQM	5774	18427	3758	25503
521224	OTH W-FAB COT COLYARN>200G/SQM		728		2710
530890	OTH, YARN OF OTH VEG TEX FIBRE		2198		597
530911	UN-BLE/BLE FAB CON>85%WT FLX	5	34		
530919	OTH WOV FAB OF FLAX 85%OR MORE	1755	24567	813	51872
530921	UN-BLE/BLE FAB 85% OR > W FLX		41		348
530929	OTH WOV FAB OF FLAX<85% BY WT	202	17370	782	36767
531010	UN-BLEACH, WOV FAB OF JUTE/FIB		9		
531090	WOV FAB OF JUTE OR OTH TEX FIB	199	504		204
540600	M-MADE FILAMENT YARN RETAIL-SL			6152	6338
540710	WOV FAB HI-TENACI YRN NYLON PO	6405	182289	43369	284404
540720	WOV FAB OBTAIN FROM STRIP,LIKE	19497	278341	22764	201553
540730	FAB PARALLEL SYNTH FILAMENT	2	489	199	199
540741	FAB 85% OR MORE NYLON FILMENT	21	21355	1509	14843
540742	OTH FAB 85% OR MORE DYED	142180	2760593	226858	1917982
540743	OTH W.FAB NYL FLAMT WT>85% DYE		566		32464
540744	OTH W.FAB FILA DIF COL NYL>85%	29008	100896	19823	125383
540751	OTH W.FAB TEXTURED POLY U-BLEA	67559	1496929	462925	2812165
540752	OTH W.FAB TEXTUR POLY DYED 85%	1311891	7977853	805742	7802458
540753	OTH W.FAB DIF COL TEXTUR POLYS	6539	46296	1333	12766
540754	OTH FAB TEXT POLY FIL PRINTED	166915	840619	40070	388925
540761	OTH FAB,NON-TEXT POLY FILAMENT	76171	813498	81633	860263
540769	OTH FAB POLY FIL TEXTILE MAT	14315	328226	16241	282089
540771	OTH WOV FAB SYNTH FIL BL/UN-BL	279	131531	167464	597789
540772	OTH WOV FAB SYNTH FIL DYED 85%		1039	107	39935
540773	OTH W.FAB DIF COL SYN FILA PRI		424		10098
540774	OTH WOV FAB SYNTH FIL PRINTED	5728	10553		19992
540781	OTH W.FAB SYN MIX COT BL/UN-BE			38	1630

Contd.

10.11 Imports by Economic Categories (Detail)

(In Thousand Rupees)

Items		Apr., 2017	From July, 2016	Apr., 2016	From July, 2015
540782	OTH WOV FAB MIXED COTTON DYED	16391	45266	3399	49082
540783	OTH FAB SYN TEXMAT COLOR DYED		4138		187101
540784	OTH FAB SYN TEX SQM MATERUAK	11130	107456	88601	253839
540791	OTH WOV FAB SYN F/L BL/UN-BL		580	517	558
540792	OTH WOV FAB SYN F/L NS DYED		16489	2026	15423
540793	OTH WOV FAB SYN F/L NES COLOUR		192		736
540794	OTH WOV FAB SYN FIL NES PRINT	35903	135222	8712	165265
540810	W.FAB HIGH TENCITY YRN VIS,RAY		7686	11	1217
540821	OTH WOV FAB ART. FIL BL/UN-BL	63434	339309	19933	76241
540822	OTH WOV FAB ART. FIL DYED		693	4462	5037
540823	OTH WOV FAB DIFFERENT COLOUR		2614		6103
540824	OTH WOV FAB ART. FIL PRINTED	1081	17629	9304	9823
540831	OTH WOV FAB ART. FIL BL/UN-BL		186		
540832	OTH WOV FAB ART. FIL YARN DYED		5422		27
551130	YARN ART STAPLE FIB FOR R/SALE				801
551219	OTH WOV FAB OF SYN STAPLE FIB	18210	172975	2939	102058
551229	O/W-FEB ACR STA FIB>85%WT ACRY	17	9877	682	6078
551291	WOV FAB SYN STAP FIB BL/UN-BL		171		
551299	FAB WOV SYN FIB>85%BY WT SYNTH	233	9545	65	2456
551311	W.FAB SYN STA FIB MX COT 170G		2720		11042
551312	W.FAB SYN STA FIB MX COT314THR	1620	4534		1
551313	O/W FAB S.S.F-COT-170G.BL/UN-B				15
551319	O/W-FAB SYN STA FIB MX COT170G	114	114		
551321	W-FAB SYN STA FIB MX COT DYED	9438	28017		19574
551323	POLYS,COT,STAP FIB<170G DYED	4381	20527	962	2397
551329	OTH FAB SYN STAP FINRE DYED		3334	800	15838
551331	WOV FAB SYN STAP FIB COLOUR YR	1542	8337		13925
551339	OTH WOV FAB STAP FIB<170G/SQM		283		257
551341	WOV FAB POLY STAP FIB PRINTED				5404
551349	O/W-FAB SYN STAP FIB MIX COTON		6869	118	14977
551411	W.FAB POLYS STA FIB<85% UNBLIB		9070		
551419	OTH SYN FAB<85% MIX BL/UN-BL				1188
551421	W-F POLY STAP FIB<85% DYED	326	29566		603
551422	W-F POLY STAP FIB 3/4THRD DYED		31719	90	19316
551423	OTH FAB POLY FIB MIX COT DYED	577	12108		10268
551429	OTH FAB<85% MIX COT SYN FIB	6341	10250		8391
551430	WOV FAB SYN YARN DIFF COLO DYE		5061		
551441	W-F SYN FIB<85% MIX COT PRINT	31	13990		358
551442	W-F POL FIB MIX COT 3-4T PRINT		23		
551443	O/W-FAB POL FIB MIX COT PRINT		2519		3786
551449	O/W-FAB SYN MIX COT>170G PRINT	1228	18998	4633	45355
551511	O/W.FAB POLYS FIB MX VISCO RAY	5991	95575	8402	102244
551512	O/W.FAB POLY FIB MIX M-MAD FIB	1096	2458		51740
551513	O/W FAB POLY FIB MIX WOL/F-HAI	13277	201682	12660	105524
551519	O/W FAB POLY STAP FIB MIX O/FI				5966
551521	O/W FAB ARCYL FIB MIXED O/FIB	92	320		
551522	O/W FAB ARCYL FIB MIX WOOL				162
551529	O/W FAB ARCYLIC FIB MIX OT/FIB	2763	42461	637	46893
551591	O/W FAB SYN FIB M-MAN-MADE FIL		2976		
551599	O/W FAB SYN MIX OTH FIBRE N.S		532		1140
551611	W-FAB ARTI FIB 85%>BL/UN-BLEA	27996	118641	6874	90773
551612	W-FAB ARTI >85% BY WEIGH,DEYED	404395	3916622	176782	5989823
551613	W-FAB ARTI FIB>85% WT DIFF-COL	1150	7696	12904	34884
551614	W-FAB ARTI FIB>85% WT PRINTED	490757	5735776	385451	1855313
551621	W-FAB ART FIB<85%WT MM.FILAM		39		
551622	W-FAB ART FIB<85% WT MM-F DYED		2333		16244
551623	W-FAB ART FIB<85%WT D-COL,MM-F		1534		58343
551624	W-FAB ART FIB<85%WT MM-F PRINT		7181		177086
551632	W-FAB ART FIB<85%WT,WOL/HAI DY	5101	30257	10875	86169
551641	W-FAB ART FIB<85%WT COT UNBL/B		1165		

Contd.

10.11 Imports by Economic Categories (Detail)

(In Thousand Rupees)

Items		Apr., 2017	From July, 2016	Apr., 2016	From July, 2015
551642	W-FAB ART FIB<85%WT MX COT DYE		2907	361	361
551643	W-FAB ART FIB<85%WT MIX COTTON		979		468
551644	W-FAB ART FIB<85% WT MIC PRINT		9723	339	9595
551691	W-FAB ART FIB<85%WT UN-BLE/BLE		3829		468
551692	W-FAB ART FIB<85%WT MIX O/F DY		18286		8119
551693	W-FAB ART FIB<85%WT D-COL,O/FI		211		
560130	TEXTILE FLOCK,DUST & MILL NEPS	471	21318	2750	46000
560210	NEEDLELOOM FELT STICH-BOND FIB	11211	90066	14680	70321
560221	FELTS OF WOOL/HAIR,NOT COATED		754		449
560229	FELTS OTH TEXT MATE, NOT COATD		1818	78	512
560500	METALLISED YARN,TEXTILE YARN	287871	3014832	275675	3365406
560900	ARTICLES OF YARN,STRIP ROPE	590	11689		18967
570110	CARPT/OTH TEX FLOR COVER KNOTD	19385	108654	18505	299278
570190	CARPETS,KNOT OF OTH TEX MATERL		973	210	1241
570210	KECEM,SCHUMACKS,KARAMAE.ETC.	5403	19827	1866	15112
570220	FLOOR COVERING COCONUT FIBRES		475		206
570231	CARPETS F/COV.PILE CONS,M/MADE	443	443		70
570232	CARPET F/COV.P/LONS NOT TEXMAT		7368	1977	4552
570239	CARPETS ECT.AOT.MADE O/TEX MAT				91
570241	CARPET ETC.P/CONS.WOOL WOV.M/M	150	5944	25	4608
570242	CARPETS OTH.P/CONS.M/M/TEXT.	68039	466308	47522	415877
570249	CARPETS ETC.MADE OTH.TEX MATEL		107	77	2469
570250	OTH CARPET NOT OF PILE CONSTRU				48
570291	OTH CARPETS ETC.WOOL,F/AN/HAIR				4
570292	CARPET ETC. MAN/M TEX MATERIAL				98
570299	OTH CARPETS ETC.MADE O/TEX/MAT		1909	112	832
570310	CARPET ETC WOOL/FINE ANIM HAIR		6952	114	114
570320	CARPETS/TUFTED OF NYLON/POLYA	14054	159884	31379	195149
570330	CARPETS ETC.TUFT MAN/M TEX MAT	70773	604532	38185	361132
570390	CARPET/TUFT CARS/VEH O-TEX MAT	44	2063	2356	18895
570410	TILES, < 0.3 SQM AREA.		6597	183	8276
570490	OTH CARPETS ETC.FELT N/TUFTED	39987	586723	39972	697605
570500	OTH CARPETS&OTH FLOOR COVERING	4110	31316		2177
580110	WOV.PILE FAB.CHENILLE FAB.WOOL		351		
580121	UNCUT WEFT PILE FAB.OF COTTON.		690		824
580122	CUT CORDUROY, OF COTTON	53314	70681		11975
580123	OTH WEFT PILE FAB.OF COTTON.				27
580126	CHENILLE FABRICS, OF COTTON		25858	60	44066
580127	WARP PILE FABRICS OF COTTON				3404
580131	UNCUT WEFT PILE FAB.M-MADE FIB		27483		27832
580132	CUT CORDUROY, MAN-MADE FIBRES.		18421		10948
580133	OTH WEFT PILE FAB.M/MADE FIBRE	2740	6074	1956	8618
580136	CHENILLE FAB. MAN-MADE FIBRES.		134916		30310
580137	WARP PILE FABRICS OF COTTON	1391	13232	742	2941
580190	OTH PILE&CHENILLE FAB.TEX.MAT	26676	755215	21096	583171
580219	OTH TERRY TOWEL/FABRICS,OF COT	18	1090	45	1902
580220	TERRY TOWEL/FABRICS, TEX.MAT	843	1264		210
580230	OTH TUFTED TEXTILE FABRIC				255
580300	GAUZE,OTHER THAN NARROW FABRIC		109		2
580410	TULLES AND OTHER NET FABRICS	12704	82569	7639	15995
580421	LACE MACHINE MADE,M-MADE FIBRE	1467	12132		23939
580429	OTH,LACE MACHINE MADE,OTH MAT.	59098	553062	50851	405338
580430	LACE HAND MADE	27	1267	116	5596
580610	WOV.PILE FAB.& CHENILLE FABRIC	12	2713	679	972
580620	OTH WOV. FAB. ELASTOMERIC YARN	6133	106730	3816	102335
580631	OTH NARROW WOV FAB, OF COTTON.	2681	9645	133	1448
580632	OTH NARROW WOV FAB,M/MADE FIB.	53839	359402	47835	336551
580639	OTH,NARROW WOV.FAB,TEX.MAT	658	78982	3106	17571
580640	OTH FABRICS,WARP W/OUT WEFTASM	105	230		1211
580710	LABEL,BADGES ETC.TEXTMAT,N/EMB	82954	782938	81236	724646

Contd.

10.11 Imports by Economic Categories (Detail)

(In Thousand Rupees)

Items		Apr., 2017	From July, 2016	Apr., 2016	From July, 2015
580790	OTH,LABELS,BADGES&ART.TEX/MAT	8754	216746	16000	317048
580810	BRAIDS IN THE PIECE		1292		2633
580890	OTH,ORNAMENTAL TRIM,TASSEL ETC	942	9729	94	36597
580900	WOV FAB.OF METAL TAREAD/YARN.		46		3287
581010	EMBROIDERY W/OUT VISIBLE GROND		8		10
581091	OTHER EMBROIDERY,OF COTTON	4411	21478	49	13024
581092	OTH EMBROIDERY,M-MADE FIBRES	4654	19172	30444	31243
590190	OTH TRACING CLOTH,BUCKRAM ETC.	79268	646609	48734	445060
590210	TYRE CORD FAB HIT.YARN NYLPLMD	120152	1413296	105981	1280364
590220	TYRE CORD FAB H/T YARN POLYSTR	35911	253539	44585	263878
590390	OTH,TEX FAB IMP,LAM, PLASTIC.	272844	3000599	144327	1396499
590410	LINOLEUM		1496		1762
590800	TEX WICKS,WOVEN,LAMP,LIGHTERS		1098	672	1331
590900	TEX HOUSE PIPING/TEX TUBING.	7648	64897	5485	101905
591190	OTH, TEX PRODUCTS/ ARTICLES,	19702	304897	24353	327454
600110	LONG PILE, FABRICS	866	10025		12513
600121	LOOPED PILE FABRICS,COTTON		912		447
600122	LOOPED PILE FAB,MAN-MADE FIBRE	1944	51323	3049	116647
600129	LOOPED PILE FAB,OTH TEX MAT.	7377	45796	21445	105846
600191	OTH PILE FAB,KNIT/CROCH,OF COT		521		116
600192	OTH PILE FAB,KNIT/CROCH,M-MADE	526812	9076661	316845	8132128
600199	OTH PILE FAB,KNIT/CROCH,O/TXTM	147	66088	834	36089
600240	KNIT CROCH FAB<30CM,ELASTOME5%				10290
600290	OTH,KNIT/CROC FAB<30CM,ELAST5%		16134	2260	45809
600310	KNIT/CRO FAB WOL/HAIR WD!>30CM		2	1089	1093
600320	KNIT/CRO COTTON WD !>30CM				1754
600330	KNIT/CRO SYN-FIBRE WD !>30CM		1167		
600340	KNIT/CRO ART-FIBRE WD !>30CM		24		
600390	OTH KNIT/CRO FAB WD !>30CM		1058		1755
600410	KNIT/CRO FAB WD>30CM ELASTYR5%	22503	125104	20912	156640
600490	OTH KNIT/CRO FAB WD>30CM ELAST	688	29549	2032	51131
600521	WRAP KNIT FAB OF COT UNBL/BLEA	279	1059	1559	9471
600522	WRAP KNIT FAB OF COTTON DYED	320	11613		7662
600524	WRAP KNIT FAB PRINTED	2220	9568		98
600531	WRAP KNIT FAB SYN.FIB UNBL/BLE	21792	153461		161904
600532	WRAP KNIT FAB SYN.FIBRE DYED	614286	3932517	145819	1464979
600533	WRAP KNIT FAB SYN.FIB DIF COLO		875		71
600534	WRAP KNIT FAB SYN.FIB PRINTED	19024	102224	3124	65591
600541	WRAP KNIT FAB ART FIB UNBL/BL		102418		
600542	WRAP KNIT FAB ART FIB DYED	239	21143		11258
600544	WRAP KNIT FAB PRINTED	3009	16139		
600590	WRAP KNIT FAB O/TH H-6001-6004	14098	164858	9397	131198
600610	OTH KNIT/CRO FAB OF WOOL/HAIR				78
600621	OTH KNIT/CRO FAB COT UNBL/BLE	850	2503	695	695
600622	OTH KNIT/CRO FAB COTTON DYED	534	1130	5196	46594
600623	OTH KNIT/CRO FAB COTON COLOR		50		3265
600624	OTH KNIT/CRO FAB COTON PRINTED		8933		277
600631	OTH KNIT/CRO FAB SYN.FIB UNB/B	30948	34772	1359	15699
600632	OTH KNIT/CRO FAB SYN.FIB DYED	358987	2605732	304239	2188519
600633	OTH KNIT/CRO FAB SYN.FIB COLOR	162	15822		11275
600634	OTH KNIT/CRO FAB SYN.FIB PRINT	756	26145	996	28346
600641	OTH KNIT/CRO FAB ART FIB UNB/B		991		510
600642	OTH KNIT/CRO FAB ART FIB DYED		9999		924
600643	OTH KNIT/CRO FAB ART FIB COLOR		1019		319
600644	OTH KNIT/CRO FAB ART FIB PRINT		7191		1663
600690	OTH KNITTED CROACHED FABRICS	18998	174718	11785	256638
610120	MEN/BOYS OVERCOAT/SIM ARTICLE	26	6919	224	1100
610130	MEN/BOYS WIND JACKET/SIM ART.	4203	5252	83	3774
610190	OVERCOAT ETC.MEN OTH TEX KNIT.	335	14629	149	83503
610210	APPAREL/CLOTH/ACCESSORIES,WOOL				2528

Contd.

10.11 Imports by Economic Categories (Detail)

(In Thousand Rupees)

Items		Apr., 2017	From July, 2016	Apr., 2016	From July, 2015
610220	APPAREL/CLOTH ACCES,OF COTTON,		704		159
610230	APPAREL/CLOTH ACCES,M-MADE FIB	1800	232873	145	537
610290	APPAREL/CLOTH OF TEX MATEL,		11774	371	5012
610310	SUITS MEN'S/ BOYS KNITTED/CROC	3972	75704	3653	47620
610322	MEN/BOYS,ENSEMBLE,COTTON,KN/CR	3576	4715		1172
610323	MEN/BOYS,ENSEMBLE SYN/FIB,KNIT		13		
610329	MEN/BOYS,ENSEMBLE OTH TEX MAT,	303	14759	6	10290
610331	JACKET/BLAZER MEN/BOY,WOOL F/H		161		7745
610332	JACKET/BLAZER MEN/BOY COT/KNYI	1030	60599	176	3104
610333	JACKET/BLAZER MEN/BOYS SYN FIB		15334		3244
610339	JACKET/BLAZER MEN/BOYS OTH TEX	1945	360240	293	34116
610341	TROUSERS,ETC.MEN/BOYS WOOL F/H		768		
610342	TROUSERS,ETC.MEN/BOYS COT/KNIT	3285	22144	380	6842
610343	TROUSERS, ETC.MEN/BOYS SYN FIB		1587		611
610349	TROUSERS,ETC.MEN/BOYS TEX MAT	45902	334126	16046	37489
610413	WOMEN/GIRLS,SUITS SYN FIBLE.		175		118
610419	WOMEN/GIRLS,SUITS OTH TEX MAT	924	22870	1491	7077
610422	WOMEN/GIRLS,ENSUMBLE,COTT/KNIT		162		159
610423	ENSEMBLES W/GRIL SYN KNIT/CROC				14221
610429	WOMEN/GIRLS ENSEMBLE,TEX MAT		633	140	990
610431	JACKETS/BLAZER W/GIRL WOL K/CR		3		
610432	JACKET/BLAZER W/GIRL COT KN/CR	420	4153	21	496
610433	JACKE/BLAZER W/GIRL SYN KN/CR	486	6631	8	1106
610439	JACKE/BLAZ W/GIRL OTH TEX K/CR	90	25414	2031	17255
610441	DRESSES W/GIRL WOOL/HAIR KN/CR		7		
610442	DRESSES W/GIRL COTTON KNIT/CRO	138	8534	11	10895
610443	DRESSES W/GIRL SYN FIB KNIT/CR	6	165	43	1839
610444	DRESSES W/GIRL ARTFIB KNIT/CR	20	79		272
610449	DRES W/GIRL OTH TEX MAT KNT/CR	799	4644	27	357
610452	SKIRTS/D-S W/GIRL COT KNIT/CRO		118	61	406
610453	SKIRTS/D-S W/GIRL SYN KNIT/CRO		27		70
610459	SKIRTS/D-S W/GIRL OTH TEX K/CR	14	1464	45	703
610462	TROUSERS ETC OF COTTON KNI/CRO	679	9074	945	8276
610463	TROUSES ETC OF SYN FIB KNITED	67	3611	334	3581
610469	TROUSERS ETC OF OTH TEX MAT KN	1549	12303	559	5269
610510	MEN/BOYS SHIRTS COTTON KNI/CRO	8598	57126	2964	30305
610520	MEN/BOYS SHIRTS M-MAD FIB K/CR	55053	60568	842	17077
610590	MEN/BOYS SHIRTS O/TEXTILE K/CR	73096	523589	52263	205155
610610	W/GIRL SHIR/BLOUSES COT KN/CRO	2252	16068	12002	68951
610620	W/GIRL SHIR/BLO M/MADE FIB K/C	2596	44308	5	1291
610690	W/GIRL SHIR/BLOU OTH TEXMATK/C	3854	17264	925	17681
610711	UNDERPANTS ETC M/BOY COT KN/CR	1018	14859	629	16880
610712	UNDERPANT ETC M/BOYS M/MAD FIB		849	34	565
610719	UNDERPANT ETC M/BOYS OTH T/MAT		1542	177	9631
610721	NIGHTSHIRTS&PYJAMAS OF COTTON	1123	2772	216	4391
610722	NIGHTSHIRTS&PYJAMAS M/MADE FIB		147	69	82
610729	NIGHTSHIRT/PYJAMAS OTH TEX MAT	2049	9964	44	2662
610791	BATHROBES ETC OF COTTON M/BOYS		1890	373	796
610799	BATHROBE ETC OF OTH TEX KN/CRO	507	3807	172	4676
610811	WO/GIRL SLIP,PELTICOAT KNIT/CR				9412
610819	SLIP PETTICOAT OTH TEX MATERIA				195
610821	W/GIRL BRIE/PANTIES COT KN/CR	254	1048	315	801
610822	W/GIRL BRIEF/PANTIES M/MAD FIB	255	1639	8	727
610829	W/GIRL BRIEF/PANTIES OTH T/MAT	540	4711	17	825
610831	W/GIRL N-DRES/PAJAMA COT KN/CR	254	2871		2966
610832	W/GIRL N-DRESS/PAYJAMS M/M FIB		467		825
610839	W/GIRL N-DRESS/PAJAMAS TEX MAT	1639	7531	53	1060
610891	BATHROBE W/GRL COTTON KNIT/CRO		37	8	704
610892	BATHROBE W/GRL MAN-MADE KN/CRO	23	459	19	528
610899	BATHROBE W/GRL OTH TEX KNI/CRO	32	836	596	1996

Contd.

10.11 Imports by Economic Categories (Detail)

(In Thousand Rupees)

Items	Apr., 2017	From July, 2016	Apr., 2016	From July, 2015
610910 T-SHIRT,SINGLETS,VEST COT K/CR	13123	95997	6152	393662
610990 T/SHIRT,OTH TXT KN/CR	8512	86985	32939	387026
611011 JERSEY,PULOVER,CARDIGAN,WOLLEN		17631		2458
611012 JERSEY,ETC. WOOL, KASHMIR GOAT	9	12		2422
611019 OTH JERSEY PULOVER ETC.WOOLEN		128146	8	12783
611020 JERSEY, PULOVER ETC.OF COT K/C	276	50977	225	40894
611030 JERSEY, PULOVER M/MADE FIB K/C	17	23849	24	179580
611090 JERSEY,ETC. OTH TEXT. MATERIAL	760	379293	1182	273053
611120 BABY GARMENT OF COTTON KNIT/CR	6729	58427	1360	20839
611130 BABY GARMENT OF SYN FIB KNI/CR	178	42692	4291	56709
611190 BABY GARMENT OF OTH TEX KNI/CR	153140	1325809	89272	743865
611211 TRACK SUITS COTTON KNIT/CROCH		3158	378	2165
611212 TRACK SUITS SYB FIB KNIT/CROCH	2027	3073	166	265
611219 TRACK SUITS OTH TEX MAT KNI/CR	64	4469	320	1568
611220 SKI SUITS OF WIMEN KNIT/CROCHD		26		
611231 MEN/BOYS SWIMWEAR SYN FIB K/CR	44	286		48
611239 MEN/BOYS SWIMWEAR OTH TEX K/CR		882	1399	2014
611241 WOM/GIRL SWIMWEAR SYN FIB K/CR	40	908	78	787
611249 WOM/GIRL SWIMWEAR OTH TEX K/CR	3	696	268	1344
611300 GARMENT MADE UP KNIT/CROCH FAB	3	86		179
611420 OTH GARMENT COTTON KNIT/CROCH	72	7588	540	11272
611430 OTH GARMENT MAN-MADE FIB KN/CR	46	1205	310	314
611490 OTH GARMENT,OTH TEX MAT KN/CRO	1695	30205	6504	57540
611510 GRADUATE COMPRESS HOSIERY	5926	330803	1876	251732
611521 OTHER PANTY HOSE AND TIGHTS	60	2631	88	2280
611522 O-PANTY HOSE&TIGHTS S-FIB>67DX		396		
611529 O-PANTY HOSE OTH-TEXTILE MATE	25440	160792	374	10534
611530 OTH-W-MEN FULL/KNEE LENG HOSIE	3897	104831	1025	142216
611594 OTH HOSIERY WOOL/FINE ANI HAIR		1	5	7
611595 OTH HOSIERY OF COTTON	1192	11807	604	11610
611596 OTH HOSIERY OF SYNTHETIC FIBRE		168	6	834
611599 OTH HOSIERY OF OTH TEX MATERIL	412	13550	584	8618
611610 GLOV,MITTEN,ETC PCAS/RUBER K/C	787	10072	328	5416
611691 GLOVE,MITTN,MIT KN/CR WOL/HAIR		115	384	493
611692 GLOVE,MITTENS ETC KN/CROC COTT	267	3446	200	2053
611693 GLOVE,MITTENS ETC KNIT SYN FIB	4973	17643	47	7280
611699 GLOVE,MITTENS ETC KNIT TEX MAT	161	19741	1115	9021
611710 SHAWL,SCARVE,MUFFLER,VEILS ETC	1050	52510	13551	129420
611780 OTH MADE UP CLOTHING ACCESRIES	377	3181	74	2056
611790 PARTS OF GARMENT OR CLOTH ACSS	30	3484	31	3614
620111 MEN/BOYS OVERCOAT WOOL NOTKNIT		30		2128
620112 MEN/BOYS OVERCOAT COT NOT KN/C		116		156
620113 OVERCOAT MAN-MADE FIB NOT KNIT		804		4430
620119 OVERCOAT SIM ART OTH TEX MATER	38	10121	343	28422
620191 OTH OUTER GARMENT WOOL MEN/BOY		1114	10	63958
620192 OTH OUTER GARMENT COT MEN/BOYS		9262		1486
620193 OTH OUTER GAR M/MADE FIB M/BOY	47	4667		5288
620199 OTH OUTER GAR OTH TEX MAT M/BY	110	9393	910	10355
620211 OVERCOAT ETC W/GRL WOOL N/KNIT		112		27
620212 OVERCOAT ETC W/GRL COT N/KNIT	17	851		119
620213 OVERCOAT ETC W/GRL M/MAD N/KNT		1859		859
620219 OVERCOAT ETC W/GRL O/TEX N/KNT	434	5490	665	7460
620291 SKI/JACKET W/GRL WOOL NOT KNIT		71	13	2252
620292 SKI/JACKET W/GRL COT NOT KNIT		44	109	626
620293 SKI/JACKET W/GRL M/MADE N/KNIT		471	26	1639
620299 SKI/JACKET W/GRL TEX MAT N/KNT	157	6175	136	4037
620311 SUIT MEN/BOYS OF WOOD NOT KNIT	943	7208		5861
620312 SUIT MEN/BOYS SYN FIB NOT KNIT	388	3413	43	1300
620319 SUIT MEN/BOYS TEX MAT NOT KNIT	712	109660	5387	55996
620322 ENSEMBLE MEN/BOY COT NOT KNIT	1040	13551	635	9392

Contd.

10.11 Imports by Economic Categories (Detail)

(In Thousand Rupees)

Items		Apr., 2017	From July, 2016	Apr., 2016	From July, 2015
620323	ENSEMBLE MEN/BOY SYN FIB N/KNT	2129	3216		6934
620329	ENSEMBLE MEN/BOY OTH TEX N/KNT	418	22125	59	103286
620331	JACKET ETC MEN/BOY WOOL N/KNIT	491	8150		2184
620332	JACKET ETC MEN/BOY COT N/KNIT	347	9159	1363	6348
620333	JACKET ETC MEN/BOY SYN FIB N/K	401	10143	625	17982
620339	JACKET ETC MEN/BOY OTH TEX N/K	3088	206729	591	431602
620341	TROUSER,BIB,BRES ETC WOL M/BOY	8426	31003	545	30542
620342	OTH TROU BIB M/BOY COTT N/KNIT	8925	161430	4364	104231
620343	OTH TROU BIB M/BOY SYN N/KNIT	542	10948	861	13122
620349	OTH TROU BIB M/BOY TEXT N/KNIT	3491	102594	18474	319091
620411	SUIT WOMEN/GRL OF WOOL N/KNT	6	44		
620412	SUIT WOMEN/GRL OF COT N/KNIT		162	4697	4877
620413	SUIT WOMEN/GRL OF SYN N/K		662		47
620419	SUIT WOMEN/GRL OF TEX MAT N/K	2737	52367	1772	13021
620421	ENSEMBLE WOMEN OF WOOL N/KNIT		111		
620422	ENSEMBLE WOMEN OF COT N/KNIT		4		217
620423	ENSEMBLE WOMEN OF SYN FIB N/K	15	327		102
620429	ENSEMBLE WOMEN OF TEX FIB N/K		542	8	2532
620431	JACKET W/GRL OF WOOL NOT/KNIT		169		
620432	JACKET W/GRL OF COT N/KNIT	149	4636	29	144
620433	JACKET W/GRL OF SYN FIB N/KNIT		8643		52993
620439	JACKET W/GRL OF TEX MAT N/KNIT	101	3883	449	7308
620442	DRESSES W/GRL COTTON NOT KNIT	3951	23196	1610	30148
620443	DRESSES W/GRL SYN FIB NOT KNIT		1299		1519
620444	DRESSES W/GRL ART FIB NOT KNIT		5454	2598	121355
620449	DRESSES W/GRL TEX FIB NOT KNIT	339	5651	965	2506
620452	SKIRTS W/GRL COTTON NOT KNIT	321	1039	69	1131
620453	SKIRTS W/GRL SYN FIB NOT KNIT	486	507		
620459	SKIRTS W/GRL TEX FIB NOT/KN/CR	5	935	4	152
620461	TROUSER W/GRL WOOL NOT KNIT/CR		28		
620462	TROUSER W/GRL COTTON NOT KNIT	768	14569	24260	56040
620463	TROUSER W/GRL SYN FIB NOT KNIT		2118	825	9308
620469	TROUSER W/GRL TEX MAT NOT KNIT	6185	97548	2882	27159
620520	SHIRTS MEN/BOYS OF COT N/KNIT	8661	104266	2246	96913
620530	SHIRTS MEN/BOYS OF M/MAD N/KNT	978	1747	984	3618
620590	SHIRTS MEN/BOYS OF TEX MAT N/K	3658	45561	3181	27565
620610	BLOUSES W/GRL SILK NOT KNITTED		3625	994	2168
620630	BLOUSES W/GRL COT NOT KNITTED	791	12297	656	27965
620640	BLOUSES W/GRL M/MADE NOT KNIT	16	5229	3856	23366
620690	BLOUSES W/GRL TEX MAT NOT KNIT	2117	14476	1375	20057
620711	UNEDERPANT ETC MEN/BOY COTTON	193	5568	34	1844
620719	UNDERPANTS ETC MEN TEX MAT NK	22	349	137	280
620721	NIGHTSHIRT/PYJAMA MEN COT N/K		312		114
620722	NIGHTSHIRT/PYJAMA MEN M/MAD NK		3		43
620729	NIGHTSHIRT/PYJAMA MEN T/MAT NK	55	1319	32	5379
620791	BATHROB ETC MEN COTTON N/KNIT		26		14
620799	BATHROB ETC MEN TEX MAT N/KNIT	1094	12680	34	10924
620811	SLIPS/PETTICOAT W/GRL COT N/NK		438		1756
620819	SLIPS/PETTICOAT W/GRL T/MAT NK		2607	763	1820
620821	NIGHTDRESS/PYJAMA WOMEN COT NK	164	750	16	674
620822	NIGHTDRESS/PYJAMA WOMEN M/M NK	118	479		830
620829	NIGHTDRESS/PYJAMA WOMEN T/M NK	1346	20500	649	21782
620891	BATHROB ETC W/GRL COTTON N/NK	26	1257	686	2773
620892	BATHROB ETC W/GRL M/MAD FIB NK		54	167	340
620899	BATHROB ETC W/GRL TEX MAT N/NK	30	2624	227	9082
620920	BABIES GARMENT ETC COT N/KNIT	2471	16639	145	6562
620930	BABIE GAR&CLOTH SYN FIB N/KNIT	17	12893		1313
620990	BABIE GAR&CLOTH TEX MAT N/KNIT	6222	62992	14533	290802
621010	GAR MADE UP FAB H-56.02/56.03	49	7493	35	11146
621020	OTH GAR MEN/BOY H-6201-11,19		78	62	426

Contd.

10.11 Imports by Economic Categories (Detail)

(In Thousand Rupees)

Items		Apr., 2017	From July, 2016	Apr., 2016	From July, 2015
621030	OTH GAR WOM/GRL 6202.11 TO 19		40		
621040	OTH MEN/BOYS MADE UP FAB	104	1447	124	2134
621050	OTH MEN WOMEN/GIRL FAB N/KNIT		480	25	2628
621111	SWIMWEAR MEN/BOYS NOT KNITTED	23	1705		295
621112	SWIMWEAR WOM/GIRL NOT KNITTED	61	194	9	214
621120	SKI SUITS NOT KNIT/CROCHETED		20		130
621132	OTH GAR MEN/BOYS OF COTTON		2449	1579	2232
621133	OTH GAR MEN/BOYS OF M/MADE FIB	56	10323	21	6170
621139	OTH GAR MEN/BOYS OF TEX MATERI	171	9989	2298	6537
621142	OTH GAR WOM/GIRL OF COTTON		475		920
621143	OTH GAR WOM/GIRL OF M/MADE FIB		2874	28	18261
621149	OTH GAR WOM/GIRL OF TEX MATERI	367	21973	749	6193
621210	BRASSIERES	45859	319124	19742	471845
621220	GIRDLES AND PANTY-GIRDLES	4010	22613	3167	49394
621230	CORSELETTES		13		
621290	BRACES,SUSPENDERS,GARTER&PARTS	5431	111094	12973	120573
621320	HANDKERCHIEFS OF COTTON	1613	9680	1096	25532
621390	HANDKERCHIEFS OF OTH TEX MAT	8590	57324	4567	42057
621410	SHAWLS,SCARVES ETC & LIKE SILK		210	533	1923
621420	SHAWLS,SCARVES ETC & LIKE WOOL	47	493		47180
621430	SHAWL,SCARVE ETC&LIKE SYN FIB	19	12386	40	15298
621440	SHAWL,SCARVE ETC&LIKE ART MAT	24	1159		1362
621490	SHAWLS OF OTH TEX MATERIALS	13534	164251	8605	129875
621510	TIES,BOW TIES&CRAVATS OF SILK	291	4771	1894	6082
621520	TIES,BOW TIES&CRAVATS M/M FIB	216	2247	212	2599
621590	TIES,BOW TIES&CRAVATS TEX MAT	1399	25142	678	17439
621600	GLOVES, MITTENS AND MITTS.	1896	69839	773	58328
621710	MADE UP CLOTHING ACCESSORIES	806	22520	6246	70616
630110	ELECTRIC BLANKETS		471		216
630120	BLANKET/TRAVEL RUGS OF WOOL/H		1594		105885
630130	BLANKET/TRAVEL RUGS OF COTTON	95	854	69	3688
630140	BLANKET/TRAVEL RUGS OF SYN FIB	252648	4865536	118755	3384819
630190	BLANKET/TRAVEL RUGS OF TEX MAT	371	70304	5873	123419
630210	BED LINEN,KNITTED/CROCHETED	36718	169387	10684	131390
630221	OTH BED LINEN,PRINTED,N/KNIT	15	15475		4
630222	OTH BED LINEN,PRINTED M/MADE	1813	8068		13
630229	OTH BED LINEN,PRINTED MILL-MAD	17	778		4032
630231	OTH BED LINEN COTTON N/KNIT/CR	2	10397	113	1248
630232	OTH BED LINEN OF MAN-MADE FIB		21		28462
630239	BED LINEN OTH TEX MAT NOT KNIT	470	304761	14679	265450
630240	TABLE LINEN KNITTED/CROCHETED				70
630251	TABLE LINEN OF COTTON KNITTED		308	1	173
630253	TABLE LINEN OF MAN-MADE FIBRES			86	228
630259	TABLE LINEN OF OTH TEX MATERIA		7		1936
630260	TOILET & KITCHEN LINEN COTTON	2058	13625	446	4333
630291	OTH TOILET/KITCHEN LINEN COTTN	63	969	5	1142
630293	TOILET/KITCHEN LINEN M/MAD FIB		265		317
630299	TOILET/KITCHEN LINEN TEX MAT	27	3248	294	3410
630312	CURTAINS/BLINDS/VALANCE SYN/FIB	237	954		208
630319	CURTAINS/BLINDS/VALANCE TEXMAT	294	2314	82	1770
630391	OTH CURTAN,BLIND,VALANC OF COT	256	861		600
630392	OTH CURTAINS/VALANCE OF SYN/FIB	703	28813	3314	63012
630399	OTH CURTAINS/VALANCE OF TEXMAT	549	5658	615	10274
630411	BED-SPREADS KNITTED/CROCHETED		48	337	3151
630419	BED-SPREADS, OTHERS	5	3284	147	10299
630491	OTH FURNISHING ARTICLES KNITED	1269	18121	1158	14637
630492	OTH FURNISHING ARTICLE COT KNT	50	1715		798
630493	OTH FURNISHING ARTICLE SYN FIB	4	1987	329	676
630499	OTH FURNISHING ARTICLES TEXMAT	159	1562	1	2775
630510	SACK/BAGS OF JUTE OTH TEX FIB	8365	271371	9223	300880

Contd.

10.11 Imports by Economic Categories (Detail)

(In Thousand Rupees)

Items		Apr., 2017	From July, 2016	Apr., 2016	From July, 2015
630520	SACKS AND BAGS OF COTTON		886	384	646
630532	SACK/BAGS MAN-MADE TEX MATERIL	1596	13188	9108	35914
630533	SACK/BAGS OF POLYETHYLENE/PROP	82	72130	6012	103717
630539	OTH SACK/BAGS MAN-MADE TEX MAT	23242	200348	25844	307336
630590	SACKS/BAGS OTH TEX MATERIAL	333	9724		21972
630612	TARPAULINS,AWNINGS ETC SYN FIB	11505	343514	15768	225079
630619	TARPAULINS,AWNINGS OF TEX MAT	422	27423	261	31676
630622	TENTS OF SYNTHETIC FIBRES	415	20209	1365	357145
630629	TENTS OF OTH TEX MATERIAL	517	16530		752304
630630	SAILS OF OTH TEXTILE MATERIAL		285		
630690	OTH CAMPING GOODS OTH TEX NAT	128	615	21	636
630710	FLOOR/DISH/CLEANING CLOTH ETC	4183	48615	5112	36947
630720	LIFE-JACKETS AND LIFE-BELTS	6472	58108	8703	40444
630790	OTH MADE UP ARTICLE DRESS PTN	49813	462349	32591	347792
631090	USED&NEW RAGS,SCRAP ETC TEXMAT	9650	58108	3624	70759
640110	FOOTWEAR INCORPORATPROTE M-TOE	1237	1335	7	386
640192	OTH FOOTWEAR COVERING ANKLE	2727	3183		20
640199	OTH FOOTWEAR NES UPPER NOT FXD	324	3941	595	1822
640212	SPORTS FOOTWEAR,SKI-BOOT ETC				528
640219	OTH SPORTS F-WEAR SOLES RUB/PL	8454	106867	4707	134345
640220	F-WEAR WITH UPPER STRAP ASSEMB	11828	44595	3248	28381
640291	FWEAR COV ANKLE SOLE/UPPERS		2817		6206
640299	OTH F/WEAR SOLE/UPPER RUB/PLAS	115956	662846	72396	643426
640312	SPORTS FOOTWEAR SKI/SNOWBOARD		14		
640319	OTHER; SPORTS FOOTWEAR	12577	405916	24081	567059
640320	FOOTWEAR OUTER SOLE OF LEATHER	403	13077	4096	274021
640340	OTH FOOTWEAR WITH METLTOE CAP	15948	99794	12036	74535
640351	OTH FOOTWEAR SOLE COV ANKLE	3442	5731		4119
640359	OTH FOOTWEAR OUTERSOLE LEATHE	15	2836	5	11818
640391	OTH F-WEAR OUTERSOLE COMP LEA		1280	1161	27135
640399	OTH F-WEAR O/S RUB, PLAS, LEA	25238	446942	60199	642242
640411	SPORTS FOOTWAR SHOES RUB/PLAS	8885	447747	16029	510166
640419	OTH FOOTWEAR OUTER SOLE RUB/PL	501745	4601461	186475	2830476
640420	FOOTWEAR OUTERSOLE COMP LEATHR	214	11125	573	12908
640510	FOOTWEAR UPPER/COMP LEATHER	124262	1506808	61775	1335316
640520	FOOTWEARS UPPER TEX MATERIAL	418	197057	54	6359
650200	HAT-SHAPE,PLAITE LINED N/TRIM		106		8
650400	HATS&OTH HEADGEAR PLAITED	374	1462	207	10037
650500	OTH HATS AND HEADGEAR KNITTED	10608	64440	2026	34742
650610	SAFETY HEADGEAR	32341	390480	20281	301934
650691	OTH HEADGEAR RUBBER/PLASTICS	455	4273	54	3917
650699	OTH HEADGEAR OF OTH MATIRIALS	969	25507	827	69209
650700	HEADBAND LINING COVERHAT FOUN	1735	11878	1206	11241
660110	GARDEN OR SIMILAR UMBRELLAS	1030	44741	3146	74387
660191	OTH UMB WITH TELESCOPIC SHAFT		726		1461
660199	OTH UMBRELA/SUN UMBRELLAS	9107	126648	5229	130519
660200	WALKING STICKS SEAT STICKS	1724	13600	682	4870
660320	UMBRELLA FRAMES INCL F/MOUNTED		66		1557
660390	OTH PATS/FITTING UMBRELLAS	41	1109		247
670210	ARTICLE MADE ARTIFICIAL FLOWER	6701	71308	5575	74703
670290	ARTIFICIAL FLOWER,FOLIAG O/MAT	23313	240731	13102	258733
670300	HUMAN HAIR DRESSED THINNED BLE	125	168		457
670411	COMPLETE WIG OF SYN.TEXT MAT.	65	486	43	1453
670419	OTH BEARD, EYE BROW SYN.TEXT MA	328	6102	122	3497
670420	WIGS,BEARDS OF HUMAN HAIR		51	35	178
691090	OTH CERAMIC SINKS WASHBASIN PE	1457	8480	773	6948
691110	TABLEWARE & KITCHENWARE	167950	1730382	128271	1743878
691190	OTH HOUSEHOLD ARTICLES OF PORN	39253	426122	7594	313114
691200	CERAMIC TABLEWEAR KITCHENWEAR	1621	108620	1592	107748
691310	STATUT ORNAMENT PORCELAIN CHI	256	7829	286	5756

Contd.

10.11 Imports by Economic Categories (Detail)

(In Thousand Rupees)

Items		Apr., 2017	From July, 2016	Apr., 2016	From July, 2015
700992	FRAMED GLASS MIRRORS	11336	96886	10069	86628
701010	AMPOULES	6667	49955	19589	221936
701020	STOPPERS,LIDS AND OTH CLOSURES	7975	51796	3239	38151
701190	OTHER, GLASS ENVELOPES	26	2127	71	1415
701310	INDOOR D?COR OF GLASS CERAMICS	20096	90845	1805	48352
701322	STEMWARE DRIN GLA LEAD CRYSTAL		77	249	337
701328	OTH STEMWARE DRINKING GLASS	11999	40555	3462	39054
701333	O-DRINKING GLASS LEAD CRYSTAL	81	149		811
701337	OTH DRINKING GLASS O/T GL-CEMI	23104	106864	8070	66229
701341	G-WARE TABLE,KICH LEAD CRYSTAL		256		4
701342	G-WARE LINEAR C-EXPENSION-5x10	82	169		
701349	O-GL-WARE L-C-EX=5x10 T,0-300C	357511	2340750	151347	1398173
701391	OTH GLASS-WARE OF LEAD CRYSTAL		59		1124
701590	OTH CLOCK/WATCH/NON-CORRETVE	56	1020	347	1217
701690	OTH PAVING BLOCKS/SLABS/BRICKS	2609	6548	2011	16389
701710	LAB HYG/PHAR GL-WARE W/N GRADU	797	42076	3884	44198
701720	LAB HYG/PHAR GLASSWARE L/C=10K	6	3410	454	3074
701790	OTH LAB GLASSWARE ETC N.S.	8461	80958	9223	77656
701810	GLASS BEADS, S/PERAL/PRE-STON	97755	1060844	46619	699130
701820	GLASS MICROSPHERRES=1MM DIA	5531	92271	5596	92831
701939	OTH WEBS,MATTRESSES,BOARD ETC	108851	808476	86232	661098
701940	WOVEN FABRICS OF ROVINGS	593	79096	3126	18377
701951	OTH WOVEN FABRICS WIDTH=30 CM	10	3590	748	5937
701952	OTH WOV FAB WID<30CM WT<250G/M		46		11
701990	OTH ARTICLES OF GLASS FIBRES.	71318	388241	53726	422330
711299	OTH WASTE/SCRAP PRECIOUS METAL	1360	12580	1901	18860
711311	ARTICLE OF JEWELLERY OF SILVER	49	49		142
711319	ART OF JEWEL OF OTH PRE METAL	26	21925	4296	29535
711320	ART(JEWELRY)BASE MTL-CLD P-MTL	3	25		3
711411	ART OF SILVER WARES W/N PLATED		313		
711419	ART OF PRE METALS W/N PLAT		162		995
711420	OTH WARES/PARTS OF BASE METALS		89		
711510	CATALYST INFORM WIRE/GRIL PLAT		161103		117631
711590	OTH ART PREMET/MET CLAD P/MTL	11412	73485	10948	45845
711610	ART NATURAL/CULTURED PEARLS				86
711620	ART PRECIOUS/SEMI-PRE STONES		75		58
711711	CUFF-LINKS/STUDS-BASE METAL	331	6367	724	9499
711719	OTH IMITATION JEWELLERY B/METL	98220	836260	94918	815697
711790	OTH IMITATION JEWEL B/METL,N.S	23893	208099	18841	245078
731829	OTH COACH SCREW,BOLTS,NUT I/S	20378	132056	12954	160053
731940	SAFETY PINS & OTHER PINS	2853	29106	3337	27373
732090	OTHER,SPRING OF IRON AND STEEL	62148	353870	25866	246794
732111	COOKING APPLI&PLATE WARMER GAS	28216	290877	9354	242794
732112	COOK APPLI/PLAT WARMER LIQ FUL		739	4	26
732119	O-COKING APPLI INCL SOLID FUEL	9959	57253	3334	44235
732181	OTH APPLI FOR GAS & OTH FUELS	424	17427	1	7719
732182	OTH APPLI FOR LIQUID FUEL	1182	4848	322	8005
732189	OTH APPL INCL APPLI SOLID FUEL	850	5859		1414
732290	OTH AIR HEATER&HOT AIR DUSTRBU	13838	113150	580	72588
732310	IRON/STEEL WOOL,POT SCROEL ETC	21136	220370	14345	208152
732391	OTH BUCKETS OF CAST IRON ENAMA	22	540	21	1588
732392	OTH H-HOLD ART CASTIRON ENAMA		1515	804	4113
732393	OTH DOMESTIC UTENSILS STA-STEL		38373	2028	45053
732394	OTH DOMESTIC UTENSIL IRON/STEL	8320	365206	33864	259223
732399	OTH H-HOLD ARTCL, PART THEREOF	47212	661632	70527	554185
732410	SINK&WASH BASIN STAINLESS STEL	63813	76770	2259	51356
732421	BATH TUBS CASTIRON W/N ENAMEL	9237	22420	618	7129
732429	OTH BATH,SINK,W-BASIN ENA IRON	1119	122097	8092	87397
741539	OTH THREAD ARTICLES OF COPPER	13581	13103	518	56178
741810	TABLE,KITCH/OTH HOUSEHOLD ARTI	518	550	45	972

Contd.

10.11 Imports by Economic Categories (Detail)

(In Thousand Rupees)

Items		Apr., 2017	From July, 2016	Apr., 2016	From July, 2015
741820	OTH SANITARY WARE,PARTS COPPER	153	1635	111	4223
741910	CHAIN,PARTS THEREOF OF COPPER		622	209	209
741991	CAST,MOULDED,STAM,FORGED,COPPE	830	3348		1000
750720	TUBE OR PIPE FITTING NICKEL		3607	9604	35313
761490	OTH STRAN WIR,ROP,CABL,PL ALUM	129113	2772603	67	2472639
761510	TABLE,KITCH,POT POLISHPAD ALUM	2699	69098	6385	55467
761520	SANITARY WARE&PATS OFALUMINIU	373	493	808	1597
761610	NAILS,BOLT,NUT,SCREW ETC ALUMI	401	4396	2973	16757
761691	CLOTH,GRIL,FENCING OF ALUM WIR	1623	9852	2151	13806
780420	LEAD, POWDERS AND FLAKES	85	427		127
790500	ZINC PLAT SHEET, STRIP & FOIL	41	75	409	409
800300	TIN BAR, ROD, PROFILE AND WIRE		4701		2194
810194	OTH UN-WROUGHT TUNGSTEN,BAR RD	49	319		200
810197	OTHER WASTE & SCRAP TUNGSTEN				181
810295	OTH MOLYBEDNUM BAR,ROD,SINTER	76	76	984	984
810430	RASPINGS,TUMINGS,ETC MAGNESIUM		17		
820900	PLATE STICK,TIPS TOOL CERMET	8925	77160	12258	94111
821000	HAND-OPERATE MECHANICAL APPL	6056	54290	1540	31425
821110	SETS OF ASSORTED ARTICLES	47	885	296	1235
821191	TABLE KNIVES HAVING FIX BLADE.	1065	19408	651	15054
821192	OTH KNIVES HAVE FIXED BLADES.	3906	34869	2885	35452
821193	KNIVE OTH THAN FIXE BLADES.	1031	5323	247	2289
821194	BLADES	433	4685	202	11658
821195	HANDLES OF BASE METAL	108	578	68	529
821210	RAZORS	89123	701525	75676	660407
821220	SAFETY RAZOR BLADES,	19938	357080	73592	375440
821290	OTHER PARTS	3576	26712	4146	26968
821300	SCISSORS,TAILORS,SHEARS BLADE	3539	38532	5017	28707
821410	PAPER KNIVES,LETTER OPENER,ETC	16577	165707	16538	145757
821420	MANICURE OR PEDICURE SETS.	1654	26540	1119	30801
821490	OTH ARTICLES OF CUTLERY .	4212	57657	2441	55533
821510	SET OF ASORTED ARTICLE-PRECMTL		1245	196	3544
821520	OTH SETS OF ASSORTED ARTICLE.	6333	20185	3375	17360
821591	OTH ARTICLE,NOT INSETS,PLATED		153		3
821599	OTHER ARTICLES	5117	57005	8197	65959
830110	PADLOCKS	52591	1088614	17534	743299
830120	LOCKS FOR MOTOR VEHICLES.	9466	85254	8235	82950
830130	LOCKS FOR FURNITURE	28648	513476	14763	472364
830140	OTHER LOCKS	64533	633599	33615	515171
830150	CLASPS AND FRAMES WITH CLASPS.		1877		1069
830160	PARTS OF LOCKS	24676	63336	5514	62161
830170	KEYS PRESENTED SEPARATELY	2757	14651	1230	15527
830210	HINGES	21188	297449	20627	319428
830220	CASTORS	28422	201983	14467	116825
830230	OTH MOUNTING,FITING MOT-VEHICL	344	6188	709	5594
830241	OTH MOUNTING,FITING BUILDING	3772	19634	16932	42890
830242	OTH MOUNTING,FITING FURNITURES	50484	626919	69152	487739
830249	OTH FITINGS OF BASE METAL N.S.	42373	322343	23529	282750
830250	HAT-RACKS,HAT-PEGS,BRACKET&FIX	1072	25253	3462	21706
830300	ARMoured/REINFORCED SAF B-MTL.	5573	45774	191	19546
830400	FILING CARD-INDEX CABINET/TRAY	792	11918	803	7679
830510	FITTING FOR LOOSE-LEAF BINDERS	40	8069	536	7944
830520	STAPLES IN STRIPS	11297	153514	6664	139170
830590	OTH, INCLUDING PARTS	5204	84535	8618	71998
830610	BELLS,GONGS ETC.ELECTRIC METAL	965	8644	812	8980
830621	STATUETT OTH ORNAMENT BASE MTL		30		64
830629	OTH STATUETT OTH ORNAMENT	4388	34860	2570	23593
830630	PHOTOGRAPH,PICTURE FRAME MIROR	463	1845	67	2403
830710	FLEXIBLE TUBING OF IRON/STEEL	12309	139613	28322	187454
830790	FLEXIBLE TUBING OF BASE METAL	11254	226232	10482	248178

Contd.

10.11 Imports by Economic Categories (Detail)

(In Thousand Rupees)

Items		Apr., 2017	From July, 2016	Apr., 2016	From July, 2015
830810	HOOCS, EYES AND EYELETS	18928	173231	16222	171004
830820	TUBULAR OR BIFURCATED RIVET	1100	258931	38282	338834
830890	OTH ARTICLES B/METAL INC/PARTS	21854	234338	33759	319024
830910	CROWN CORKS OF BASE METAL		7566	87	31639
830990	OTH;SCREW CAPS POURING STOPERS	72146	440553	68570	501506
831000	SIGN-NAME PLATE,ETC.BASE METAL	2272	19379	1803	9969
831110	COATED ELECTRODE OF BASE METAL	85989	842484	205110	1078829
831120	CORED WIRE OF BASE METAL,	4803	101468	13359	60446
831130	COATED RODS&CORED WIRE,B/METAL	17836	180918	11367	129746
851290	PARTS OF THE HEADING NO.85.12	19187	85342	1432	18873
852290	OTH T/COM EQ/AC HD 85.19-85.21	61645	514192	8812	57959
852321	CARDS INCORPORTAING MAG STRIPE	34539	188964	11319	242171
852329	MAGNETIC DISCS	3826	22022	708	29729
852341	OTHER OPTICAL MEDIA UNRECORDED	16341	157164	2042	88078
852349	OTHER OPTICAL MEDIA	381506	2287517	53801	3493796
852351	SOLID STATE NON-VOLATILE STORA	23967	203361	18550	291814
852352	SMART CARDS SEMICONDUCT MEDIA	491501	4112666	166497	3303127
852359	PROXIMITY CARDS AND TAGS	13783	243991	19782	164072
870990	PARTS,H-NO.87.09 OF WORK TRUCK	5220	105494	46	17398
871499	OTHER,PARTS AND ACCESSORIES	13287	193317	13724	156933
880390	OTH PARTS OF H-88.01 OR 88.02	358914	2970282	410956	3542963
902000	OTH BREATHING APP & GAS MASK,	15671	178371	12784	185393
902110	ORTHOPAEDIC/FRACTURE APPLIANCE	6618	70917	12454	41837
902121	ARTIFICIAL TEETH		1056	64	972
902129	OTHER; DENTAL FITTINGS	3328	9546	410	18852
902131	ARTIFICIAL JOINTS	101794	554046	29921	355831
902139	OTH ARTIFICIAL PARTS OF BODY	100927	1214673	167500	1676195
902140	HEARING AIDS,EXCL PART/ACCESSO	6629	57739	11809	60260
902150	PACEMAKER STIMULAT HEART MUSCL	66622	343772	31155	319603
903300	PARTS& ACCE OF HEARING AIDS	9998	294459	50119	235204
910111	WRIST WATCH,ELE OPE,MECH DISPL		340	4	1840
910119	O-W-WATCH ELECTRICALLY OPERATED	567	25002	1548	23713
910121	O-WRIS-WATCH,AUTOMATIC WINDING		55	16	16
910129	O-W-WATCH,W/N INCO.STOP WATCH	27	3377		2714
910191	OTH. POCKET-WATCH ELE OPERATED		6	37	67
910199	O-WATCHES INCL STOP WATCHES	734	5757	323	4558
910211	W-WATCH,MACH DISPL O/TH H-9101	3757	25681	206	40410
910212	W-WATCH,OPTO ELECTRONIC DISPLY				110
910219	O-W-WATCH W/N INCOR STOP WATCH	16165	149668	14221	181815
910221	W-WATCH,AUTO-WIND O/T H-9101		1816		137628
910229	O-W-WATCH O/THAN H-9101	81964	1219565	326287	1813528
910291	OTH, POCKET-WATCH ELE OPERATED		22		
910299	O-POCKET/STOP WATCH O/T H-9101	2209	38423	10293	50829
910310	CLOCK WATCH MOVE ELECT OPERATD	10	188	36	1173
910390	OTH,CLOCKS WATCH MOV EX.91.04	345	2183	567	1049
910400	INS PANEL CLOCK-AIR&SPACECRAFT	2	86	26	38
910511	ALARAM CLOCK,ELECTRICALLY OPE.	548	6490	951	10304
910519	OTHER, ALARAM CLOCK	5562	12158	2319	11711
910521	WALL CLOCK,ELECTRICALLY OPERAT	5791	50308	2084	32783
910529	OTHER WALL CLOCKS	16438	82675	4356	49197
910591	OTH,CLOCK ELECTRICALLY OPERATD		5557	18	4835
910599	OTHER CLOCKS	977	7565	631	6471
910610	TIME-REGISTER,TIME RECORDERS		2355	463	3557
910690	OTH,TIME OR DAY RECORDING APPA	4258	59173	3229	37224
910700	TIME SWITCHES WITH CLOCK/WATCH	4447	90708	5180	104865
910811	WATCH MOVE ELEC.OPE MACH DISPL		158		154
910812	WATCH OPTO-ELECTRONIC DISPLAY		48		129
910819	OTH,WATCH MOVE ELECT.OPERATED		76		557
910890	OTH,WATCH MOVE COMPLETE ASSEMB	55	662	49	944
910910	ELE OPER.CLOCK MOVE COMP/ASSEM				111

Contd.

10.11 Imports by Economic Categories (Detail)

(In Thousand Rupees)

I t e m s		Apr., 2017	From July, 2016	Apr., 2016	From July, 2015
910990	OTH CLOCK MOVEMENT COMP&ASSEMB	51	2402	587	12155
911011	COMP MOVE,UNASSEMBLED WATCH		632		8234
911012	INCOM MOVE,ASSEMBLED OF WATCH				14
911019	ROUGH MOVEMENTS,OF WATCHES		8		
911090	OTH,COMP MOVE WATCH/CLOCK UN-A	134	1648	56	2114
911120	WATCH CASES BASE METAL,W/N G/S		19		323
911180	OTHER;WATCH CASES		132	8	4004
911190	PARTS OF WATCH CASES	390	6192	966	14993
911220	CLOCK CASE&CASE OF SIMIL GOODS		3777	20	2388
911290	PART OF CLOCK CASE/SIMILR CASE	333	1473	71	1443
911320	WATCH STRAPS,BAND OF BASE METL	11	77		569
911390	OTH,WATCH STRAPS,BANDS PART	257	6905	697	6667
911430	DIALS		93		689
911490	OTH;CLOCKS OR WATCH PARTS,N.S.	6798	23651	1336	14276
920110	UPRIGHT PIANOS				86
920190	OTH,HARPISCHORD KEYBOARD STRIN	5	1556	35	1196
920210	OTH STRING PLAYED WITH A BOW	43	43		584
920290	OTH,STRING MUSICAL INSTRUMENTS	1399	7364	1614	6658
920510	BRASS-WIND INSTRUMENTS		1501		909
920590	OTH,WIND MISICAL INSTRUMENTS,NS	51	1060		
920600	PERCUSSION MUSICAL INSTRUMENTS	395	2062		865
920710	KEYBOARD INS,O/THN ACCORDIONS		23	32	62
920790	OTH,MUSICAL INSTRUMENTS	519	7793	226	5214
920810	MUSICAL BOXES	177	2057	412	2446
920890	OTH;MECHANICAL STRET ORGAN,INS	4168	23697	4784	21276
920930	MUSICAL INSTRUMENT STRINGS	1331	1721	124	141
920991	OTH PARTS & ACCE FOR PIANOS.		144		60
920992	PARTS&ACCE MUSICAL INS H-92.02	169	636	390	2199
920994	PARTS&ACCE MUSICAL INS H92.07		67		
920999	OTH;PARTS&ACCE(CARDS,DISCS)	432	1776		534
930110	ARTILERY WEAPONS(GUNS/MORTAR)		299		
930190	OTHER MILITARY WAPONS		207368	13693	101586
930200	REVOLVERS PISTOLS,O/TH93.3.04	914	194592	3832	256283
930310	MUZZLE-LOADING FIREARMS				5397
930320	OTH,SPORTING,HUNTING SHOTGUNS		1401		9161
930330	OTH,SPORT,HUNTING,SHOTING RIFL	68	12679		34023
930390	OTH;FIREARMS,DEVIC OPE FIR EXP	213	738		1160
930400	OTH,ARMS OF HEADING NO.93.07	2202	43356	261	23285
930510	PARTS ACCE OF REVOLVERS,PISTOL		8829		1558
930520	PARTS&ACC.SHOTGUNS/RIFL.H-9303				342
930599	OTH PART&ACCE.ARTILERY H93.01	24	6509		296
930621	SHORTGUN CARTRIDGES	2213	3346		81269
930629	OTH,PARTS OF SHORTGUNS CARTRIG	147	3690	38	4184
930630	OTH,CARTRIDG & PARTS THEREOF.		13476	457	59377
930690	OTH;AMMUNITION OF WAR & PARTS.		2143		
930700	SWORDS,CUTLASSES,BAYONETS,LANC		38		105
940110	SEATS OF A KIND USED,AIRCRAFT.	963	9566	2415	13948
940120	SEATS FOR MOTOR VEHICLES.	2346	23522	4123	38187
940130	SWIVEL SEATS VARIABLE HEIGHT.	86022	344461	16608	156962
940140	SEATS O/THN GARDEN SEATS,CAMP	2880	37020	1402	19799
940151	SEATS OF CANE,OSIER,BAMBOO.	712	3970	263	1445
940159	OTH SEATS AND PARTS THEREOF	790	14845	1767	5951
940161	OT,SEATS UPHOLSTERED WOOD FRAM	9501	67390	1154	20696
940169	OTHER SEATS,WITH WOODEN FRAMES	646	15951	4430	39408
940171	OT-SEATS UPHOLSTERED METALFRAM	44706	153819	8032	89676
940179	OTHER SEATS;WITH METAL FRAMES	33016	336169	28117	212823
940180	OTHER SEATS WITH METSL FRAMES	27864	197824	12869	147810
940190	PART OF THE SEATS OF H-94.01.	272947	2130070	177231	1390413
940310	METAL FURNITURE USED IN OFFICE	2104	57822	10143	31966
940320	OTH,METAL FURNITURE O/THN OFFI	44584	257040	5917	271215

Contd.

10.11 Imports by Economic Categories (Detail)

(In Thousand Rupees)

Items	Apr., 2017	From July, 2016	Apr., 2016	From July, 2015	
940330	WOODEN FURNITURE-OFFICE USE	87184	414696	36599	140292
940340	WOODEN FURNITURE-KITCHEN UES	7997	92406	3763	73380
940350	WOODEN FURNITURE FOR BEDROOMS	41504	405279	31352	283812
940360	OTHER WOODEN FURNITURE	13681	163633	19670	120988
940370	FURNITURE OF PLASTICS	8229	57014	6358	55304
940381	FURNITURE OF OTHER MATERIAL	80	716	84	1733
940389	OTHER FURNITURE OF CANE, OSIER	3542	38566	2341	65750
940390	PARTS FURNITURE H -NO.94.03.	10268	138147	12381	82558
940410	MATTRESS SUPPORTS	301	4451		4408
940421	MATTRESS CELLU RUBBER/PLSTIC		2140	2	3684
940429	MATTRESS OF OTHER MATERIALS		10109	220	10185
940430	SLEEPING BAGS	62	973	86	5781
940490	OTH,ARTI BEDDING&SIMI FURNISH.	3241	62648	5059	60122
940510	CHANDELIERS & OTH ELE CEILING.	410620	4063284	169909	2906024
940520	ELECTRIC TABLES,DESK,BEDSIDE	6014	77863	6350	70461
940530	LIGHTING SETS CHRISTMASTREES	22631	438729	11879	300281
940540	OTH ELE LAMPS,LIGHTING FITTING	107362	1871120	178394	1510039
940550	NON-ELE LAMPS LIHTING FITTING.	20	2775	789	6173
940592	PARTS OF PLASTIC H-94.05,N.E.S	471	16196	2736	9519
940600	PREFABRICATED BUILDINGS.	172345	6183872	228213	2144461
950300	TRICYCLES,SCOOTERS,PADAL CARS	562457	4512811	442882	3671529
950420	ARTI&ACCE, BILLIARDS ALL KIND	7116	39357	3391	22826
950430	OTH GAMES OPERATED BY COIN	23063	120695	6832	80540
950440	PLAYING CARDS	6466	51116	7218	51646
950450	VIDEO GAMES CONSOLES&MACHINES	118	5482	293	2160
950490	OTH;ARTICLES FOR FUNFAIR,TABLE	28217	144319	3541	31238
950510	ARTI FOR CHRISTMAS FESTIVITES.		13487	24	13266
950590	OTHER ENTERTAINMENT ARTICLES	36570	362678	33439	286175
950611	SNOW SKIS		427		53
950612	SKI-FASTENINGS(SKI-BINDINGS)				107
950619	OTH;SNOW SKI EQUIPMENT.	168	1792		8821
950629	OTH;WATER SKI,SURF BOARD W-SPO	2061	15511	8716	74869
950631	GOLF CLUBS COMPLE/OTH GOLF EQU	203	1965	32	1466
950632	GOLF BALLS	1704	9648	807	3853
950639	OTHER;GOLF EQUIPMENTS	1671	4826	105	7593
950640	ARTI,EQUIP FOR TABLE-TENNIS.	398	11681	438	9866
950651	LAWN-TENNIS RACKETS,W/N STRUNG	71	5073	43	3602
950659	OTH; BADMINTON,SIMILAR RACKET	2592	129149	12377	146559
950661	LAWN TENNIS BALLS	2713	69357	11048	101090
950662	INFLATABLE BALLS	3258	31242	761	15091
950669	OTH BALL O/THN GOLF,T-TEN BALL	1975	33352	7514	43745
950670	ICE SKATES,ROLLER INCL SKABOOT	178	8343	1669	11976
950691	EQUIP. FOR OTHER PHY EXERCISE	111233	933368	70140	742121
950699	OTHER;SPORTS GOODS N.E.S.	33039	160104	24458	183642
950710	FISHING RODS		971	134	3580
950720	FISH -HOOKS,W/N SNELLED		6090	58	3139
950730	FISHING REELS		314		296
950790	OTH LINE FISHING TACKLE NETS	545	3301	239	3667
950810	TRAVELLING CIRCUSES/MENAGERIES		67769	3	36635
950890	SWINGS,SHOOTING GALLERIES ETC.	21926	265223	14129	221992
960110	WORKED IVORY,ARTICLES OF IVORY		405		
960190	OTH,ANIMAL CARVING MATERIL,ART	69	454	28	460
960200	WORKED VEGE,MINERAL MATERIAL	1052351	2301447	106626	3716017
960310	BROOM,BRUSHE,CONS TWIN,VEG-MAT	1060	12360	4037	18356
960321	TOOTH BRUSHE,INCL DENT-PLA BRU	42761	547255	36949	400845
960329	OTH;SHAVING,HAIR,NAIL BRUSHES.	9651	112397	3594	58123
960330	ARTST,WRITING,SIMILAR BRUSHES	2941	21290	488	15227
960340	PAINT,DISTEPER,VARNISH BRUSHES	927	40171	1471	21030
960350	OTH BRUSHES CONSTI PART MACHIN	7949	32910	7263	43698
960390	OTH;HAND OPE MECHNICAL F-SWEPR	24435	283221	27250	289023

Contd.

10.11 Imports by Economic Categories (Detail)

(In Thousand Rupees)

Items		Apr., 2017	From July, 2016	Apr., 2016	From July, 2015
960400	HAND SIEVES AND HAND RIDDLES.	23	275		233
960500	TRAVEL SETS FOR PERSONAL TOILE.	681	7805	543	3936
960610	PRESS-FASTENERS, SNAP-FASTENER.	16749	171854	13078	180257
960621	BUTTON OF PLASTICS, NOT COVERED	91487	855232	44640	457570
960622	BUTTON OF BASE METAL, COVER TXT	24428	309801	14697	206179
960629	OTHER BUTTONS	33233	376845	34460	338608
960630	BUTTON MOULD, PART, BUTTON BLANK	276	541	2	242
960711	SLIDE FASTENER FIT CHAIN SCOP.	22814	300796	13867	229884
960719	OTHER; SLIDE FASTENERS	66945	903219	64221	867811
960720	PARTS; SLIDE FASTENERS	15902	129435	26449	136618
960810	BALL POINT PENS	15618	198519	11191	134036
960820	FELT TIPPED, PORUS TIPPED PEN	24797	202438	24539	242802
960830	FOUNTAIN PEN, STYLOGRAPH PEN	1726	65183	3840	59315
960840	PROPELLING OR SLIDING PENCILS	4	54	25	425
960850	SETS OF ARTICLES FROM TWO FOR-H	113	8539	699	6619
960860	REFILLS FOR BALL POINT PEN.	29599	174009	12826	169469
960891	PEN NIBS AND NIB POINTS	30223	340733	51414	365160
960899	OTH; PEN, PENCIL, SIMILAR HOLDER	21473	233329	19712	257281
960910	PENCILS & CRAYON W-LEADS ENCASED.	172523	1752819	142932	1209337
960920	PENCIL LEADS, BLACK OR COLOURED	3921	104194	18300	233603
960990	OTH; PENCIL, DRAWING CHARCOALS.	5807	54138	6814	90750
961000	SLATES & BOARDS, WRITING/DRAWING	7875	26959	5139	26024
961100	DATE, SEALING OR NUMBERING STAMP	892	13554	1834	12371
961210	TYPEWRITER OR SIMILAR RIBBONS	12976	125671	12379	114932
961220	INK-PADS	7	1687	223	1070
961310	POCKET LIGHTERS, GAS FUELLED	9751	172067	3817	157600
961320	POCKET LIGHT, GAS FUELLED, REFILLABLE	373	16166	3701	45737
961380	OTHER LIGHTERS	3343	22547	2036	18407
961390	PARTS OF CIGARETTE LIGHTERS	36	1468	65	302
961400	SMOKING PIPE & CIGAR OR CIG. HOLDER	705	6227	1251	10197
961511	COMBS, HAIR-SLIDES, OF HARD RUBBER	12792	62281	4877	36420
961519	OTH; HAIRPINS, CURLING PINS, LIKE	4323	40830	5159	35712
961590	OTH; COMBS, HAIR-SLIDES, LIKE, PAR	111173	729447	49575	444295
961610	SCENT SPRAY, SIMI TOILET SPRAY	23093	124311	8092	100980
961620	POWDER-PUFFS & PADS FOR APPLICATION	4077	20730	1292	13419
961700	VACUUM FLASKS & OTH VACUUM VESSELS	41654	712808	35472	564771
961800	TAILORS, DUMMIES & OTH LAY FIGURES	3874	31718	2838	46964
970110	PAINTING, DRAWING, PASTELS.	364	48792	8	1124
970190	OTH COLLAGES & SIMI DECORATIVE	411	9426	558	13753
970200	ORIGINAL ENGRAVINGS, PRINTS.		1888		
970300	ORIGINAL SCULPTURES & STATUARY		10895	2100	6024
970400	POSTAGE & REVENUE STAMPS, ST-POST	36	176	4	153
970500	COLLECTIONS & COLLECTORS, PIECES.		531	95	5153
970600	ANTIQUES OF AN AGE EXE 100 YE.		11		
990900	TRANSACTIONS LESS THAN RS.1000	2785	56636	6806	32991
991000	SAMPLES HAVING NO-COMMER VALUE	319161	3207381	2192056	7676280
2. RAW MATERIAL TOTAL (A + B)		255647053	2145631569	191095761*	1868173579
A. CONSUMER GOODS TOTAL		209892574	1770810826	154855928*	1529945563
050400	GUTS, BLADERS, STOMACH OF ANIMAL	132	12153	888	11017
050510	FEATHER, USED FOR STUFFING; DOWN		235		135
050590	OTH SKINS AND PARTS OF BIRDS	12584	331537	30166	258724
050610	OSSEIN, BONES TREATED WITH ACID	907	9741	1858	12200
050690	OTH POWDER & WASTE OF BONES	1224	12020	623	17360

Contd.

10.11 Imports by Economic Categories (Detail)

(In Thousand Rupees)

Items		Apr., 2017	From July, 2016	Apr., 2016	From July, 2015
050790	OTH TORTOISE-SHELL WHALEBONE	878	1723		1869
050800	CORAL&SIMILAR MATERIAL/POWDER		3305	272	1629
051000	AMBERGRIS,CASTOREUM CIVET,MUSK	152	1158		398
051110	BOVINE SEMEN	5156	104085	368	49093
051191	PRODUCTS OF FISH, CRUSTACEANS	26	368	385	1969
051199	OTH ANIMAL PRODUCTS NOT ELSWHE		43	93	527
060110	BULBS TUBERS,TUBEROU,ROOT,ETC	361	86849	2299	86718
060120	BULB TUBERS,ROOTS,CHICORY PLAN		3699	418	1126
060210	UN-ROOTED CUTTING AND SLIPS	135	925	155	806
060220	TREES,SHRUBS,BUSHES,GRAFTED	8378	16860	122	1628
060240	ROSES,GRAFTED OR NOT		7262		202
060290	OTHER LIVE PLANTS	17826	175680	38092	199553
060311	ROSES FRESH	170	5312	1337	11420
060313	ORCHIDS FRESH		29		166
060314	CHRYSANTHEMUMS FRESH	3510	35828	3056	35857
060315	LILIES FRESH				440
060319	OTH FRESH FLOWER,BUDS FOR BOUQ	491	15824	237	8544
060390	OTH FLOWERS & FLOWERS BUDS	2468	32481	726	6982
060490	O.PARTS OF PLANTS FOR BOUQUETS		2930	192	215
110812	MAIZE (CORN), STARCH	37067	269489	18856	180432
110813	POTATO, STARCH	41562	508355	39705	361028
110814	MANIOC (CASSAVA) STARCH	1528	22770	1067	15423
110819	OTHER STARCHES		19927		9091
110820	INULIN	2365	13095	2596	16802
110900	WHEAT GLUTEN,WHETHER/NOT DRIED	6619	164720	2940	114655
120110	SOYA BEAN SEED	3017100	32041090	1895926	25321672
120190	SOYA BEAN,W.OR-N-BROKEN/SHELED		1447	401	576
120230	GROUND-NUTS SEED		64		
120241	OTH GROUND NUTS IN SHELL	85257	1746286	6077	696777
120242	GROUND-NUTS SHELLED BROKEN/N-B	70825	1660824	44688	1117965
120300	COPRA	89543	1805128	41648	1423501
120400	LINSEED,WHETHER OR NOT BROKEN		10070		404
120510	LOW ERUCIC ACID RAPE/COLZASEED	8991630	41457935	6428243	36877748
120590	OTHER RAPE/COLZA SEED		47		
120600	SUNFLOWER SEED,WHETH/NOT BROKE	18834	4754184	11198	1319033
120710	PALM NUTS AND KERNELS			91	91
120721	SEEDS FOR CROP (COTTON SEEDS)		469		11
120729	OTHER COTTON SEEDS			566	566
120740	SESAMUM (SESAME) SEEDS	1481	3417	48	1711
120750	MUSTARD SEEDS		44801		74722
120760	SAFFLOWER SEEDS	4327	14593		4678
120770	MELON SEEDS	350	3880		3661
120791	POPPY SEEDS	21	485		43
120799	OTH,OIL SEED/OLEAGINOUS FRUITS	101	43710		50791
120810	FLOUR AND MEALS OF SOYA BEANS	990	5031	989	3955
120890	FLOUR/MEALS OF OTH OIL SEEDS		772		1723
120910	SUGAR BEET SEED USE FOR SOWING		75811		53425
120921	LUCERNE (ALFALFA) SEED	5988	291153	14998	665154
120922	CLOVER (TRIFOLIUM) SEED		1944760	12195	2292856
120924	KENTUCKY BLUE GRASS SEED				
120925	REY GRASS SEED		8640		80
120929	OTHER SEEDS OF FORAGE PLANTS	460025	1176753	308822	1533481
120930	SEED OF HERBACEOUS PLANTS		6564	237	8458
120991	OTHER; VEGETABLE SEEDS	128159	3194751	160898	3380876
120999	OTH SEEDS OF FRUIT FOR SOWING	115844	1683152	154175	1530368
121190	OTH PLANTS AND PARTS OF PLANTS	87523	629310	63428	546038
121221	SEAWEDS/ALGAE FIT FOR HUMAN		1581	83	2257
130190	OTH;NATURAL GUM,RESIN & BALSAM	48494	319102	27634	316129
130212	SAP AND EXTRACTS OF LIQUORICE	220	368		17
130213	SAP AND EXTRACTS OF HOPS				113

Contd.

10.11 Imports by Economic Categories (Detail)

(In Thousand Rupees)

Items		Apr., 2017	From July, 2016	Apr., 2016	From July, 2015
130219	OTH SAPS & EXTRACT OTH VEG SAP	66872	303455	43766	364915
130220	PECTIC SUBSTANCES,PECTINATES	29932	205591	304	134151
130231	AGAR-AGAR	6256	41878	8512	44677
130232	MUCILAGES&THICKENERS,LOC SEED	22977	215398	3565	128622
130239	OTHER MUCILAGES AND THICKENERS	38668	370950	32639	357084
140110	BAMBOOS	11676	64888	6319	38958
140120	RATTANS	10336	71337	8556	71104
140190	OTH VEG MATERIAL USED PLAING				202
140490	TENDU LEAVES(BIDI LEAVES)	355987	3075263	248937	2486921
150190	POULTRY FAT OTH THAN H-02.09	1784	18999	1932	11430
150210	TALLOW (OTHER THAN OF H-15.03)	145273	1565102	116105	978762
150300	LARD STEARIN/OIL,TALLOW OILS	60	69		
150410	FISH-LIVER OILS THEIR FRACTION		4663		1964
150420	FATS OILS THEIR FRACT OF FISH		1117		1775
150430	FATS & OILS & THEIR FRACTIONS				2
150500	WOOL GREASE,CRUDE,FETTY SUBS	1823	42159	3914	48184
150600	OTH ANIMAL FATS AND OILS/FRACT		4794	418	1569
150710	SOYABEAN OIL & ITS FRACT CRUDE	939358	8376269	813808	16446745
150790	OTH SOYABEAN OIL & IT FRACTION	14677	162339	8670	101614
150890	OTH GROUND NUT OIL & ITS FRACT	132	2480	456	7972
150910	OLIVE OIL & ITS FRACT (VIRGIN)	24439	171902	15642	156599
150990	OTH OLIVE OIL & ITS FRACTIONS	59315	675579	66832	554882
151000	OTH OIL/FR,INCL BLENDS OF OIL	5654	7647		6863
151110	PALM OIL & ITS FRACTIONS CRUDE	908098	7522646	654899	5227062
151190	OTH PALM OIL & ITS FRACTIONS	16563076	154840175	13457138	138079087
151219	OTH SUNFLOWER SEE&SAFLOWER OIL	3310	29104	1514	23662
151229	OTH COTTON SEED OIL & IT FRACT		66		36
151311	COCONUT OIL,ITS FRACTION CRUDE	1758	25360		34520
151319	OTH COCONUT OIL,ITS FRACTIONS	81248	845995	69482	659144
151329	OTH PALM KERNEL/BABASSU OIL	293119	1601989	133309	871931
151419	OTH COLZA/MUSTER OIL,FRA/CRUDE	1293	3056		1165
151499	OTH RAPE SEED OIL ITS FRACTION		2		728
151519	OTH LINSEED OIL & ITS FRACTION		846	2	1126
151529	OTH MAIZE OIL & ITS FRACTIONS	17256	101251	3269	56460
151530	CASTOR OIL AND ITS FRACTIONS	12068	54495	9600	64000
151550	SESAME OIL & ITS FRACTIONS	242	2278	15	2983
151590	OTH FIXED VEGETABLE OILS/FRACT	1688	15670	187	17619
151610	ANIMAL FATS /OILS&ITS FRACTION		191		
151620	VEG FATS/OILS AND ITS FRACTION	130735	2025383	90695	1439922
151710	MARGARINE,EXCL LIQUID MARGARIN	21064	145153	12713	183403
151790	OTH MARGARIN,EDIB MIX/PREP ETC	147202	1287273	86808	960459
151800	ANIMAL/VEG FAT/OILOXIDISE ETC	13998	133566	16884	147274
152000	GLYSEROL,CRUDE WATER & LYES	5657	39955	4367	6426
152110	VEG WAX WHETHER OR NOT REFINED	13416	56305	3150	41598
152190	OTH BEES WAXES,OTH INSECT WAX	6632	39058	14	39845
152200	DEGRAS,RESIDUES ANIM/VEG WAXES	668	38477	1229	16392
160100	SAUSE,PROD MEAT-FOOD PREP OFFL	815	20658	958	7616
220710	UNDENATURE ETHYL ALCOHOL O/SPR		1163		531
220720	ETHYL ALCOHOL/OTH SPIRITS DEN		22		
240120	TOBACO-WHOLY/PARTLY STE/STRIP	178392	966214	64127	1043649
240130	TOBACCO REFUSE	3290	24822	8266	34759
251010	AAT,C/PHOS,ALUM/C/PHOS&PH/CUG	369955	4567222	237079	5750189
251020	AAT,C/PHOS,ALUM/C/PHOS&PH/CGD				2076
261690	OTH,PRECIOUS METAL ORE/CONCT		46		
270810	PITCH	4362	17098	6087	26593
270820	PITCH COKE				1267
270900	PETROLEUM OILS FROM BITUMINOUS	24779267	217467934	11908055	202277324
271019	KEROSENE,INCL KER.TY. JET FUEL	38736218	324829710	22076973	226491922
271020	PETROLEUM OILS(OTH THAN CRUDE)		468		11
271091	WASTE OIL (PCBs),(PCTS),(PBBS)				2039

Contd.

10.11 Imports by Economic Categories (Detail)

(In Thousand Rupees)

Items		Apr., 2017	From July, 2016	Apr., 2016	From July, 2015
271099	OTH WASTE OILS		5821	3491	34150
271111	NATURAL GAS,LIQUIFIED	12589184	105466901	8081939	45745131
271112	PROPANE, LIQUIFIED	2598	29209	1048	28019
271113	BUTANES, LIQUIFIED		161		5
271114	ETHYLENE,PROPYLENE,BUTYLENE				209
271119	OTH GAS HYDROCARBONS LIQUIFIED	1708953	20538749	955485	14633606
271121	NATURAL GAS,IN GASEOUS STATE		319		
271290	OTH PETROLEUM WAX ETC	4503	163023	12246	173808
271311	PETROLEUM COKE;NOT CALCINED		518801	4573	497334
271312	PETROLEUM COKE; CALCINED	6981	44042	6723	45098
271320	PETROLEUM BITUMEN	375376	1797748	279197	3795692
271490	OTH BITUMEN & ASPHALT NATURAL.	10395	44709	2485	28488
290110	SATURATED ACYCLIC HYDROCARBONS	1709	12112	1002	12956
290121	UNSATURATED ETHYLENE.	876655	6899632	603141	6975843
290122	UNSATURATED PROPENE(PROPYLENE)		722	19	19
290123	UNSATURAT BUTENE/ISOMER THROF		186	16	29
290129	OTH UNSATURATE ACYCLIC HYDCARBON	854	10632	340	7052
290211	CYCLOHEXANE	1	12504		94
290219	OTH CYCLANES/CYCLOTERPENES	37241	283170	29594	258652
290220	BENZENE, PURE	55	110		5
290230	TOLUENE, PURE	60503	615930	46133	556435
290241	O-XYLENE	205937	1633543	150276	1240585
290242	M-XYLENE		961		3415
290243	P-XYLENE	1573900	24232805	2236880	21022191
290244	MIXED XYLENE ISOMERS	1921	114110	31006	156836
290250	STYRENE	615358	4762515	589927	4696838
290260	ETHYLBENZENE		3765		
290290	OTH CYCLEC HYDROCARBONS	15190	98476	19087	125926
290311	CHLOROMETHANE,& CHLOROETHANE		811		3621
290312	DICHLOROMETHANE(METHYLEN CHLRD)	39222	357745	12868	381460
290313	CHOLOROFORM(TRICHLOROMETHANE)	27112	221312	24079	322503
290315	ETHYLENE DICHLORIDE(1,2-DI CH)	394426	1547554	135080	1279040
290319	OTH SATAR DERIV ACYCL HYDCARBON	2798	91526	8294	46736
290321	UNSATURATED VINYL CHLORIDE	186465	188926		
290322	UNSATURATED TRICHLOROETHYLENE	19781	218178	32461	172467
290323	UNSATURATE TETRACHLOROETHYLENE	15555	88222	6513	85682
290329	OTH UNSATUR DERIV ACYCL H'CARB		78		13
290331	ETHYLENE DIBROMIDE(1,2,DIBROM)		3		
290339	OTH FLUORINATED,BRO DERIVATIES	213924	864025	160452	729946
290371	CHLORODIFLUOROMETHANE	72333	463670		48240
290372	DICHLOROTRIFLUOROETHANS				2189
290373	DICHLOROFLUOROETHANES		111670		7689
290374	CHLORODIFLUOROETHANES		4119		
290376	BROMOCHLORO-DIFLUOROMETHAN ETC		494		
290377	PENTACHLOROFUORO METHANE	5433	23749	7721	22424
290379	OTH CHLORODIFLUOROMETHANE	3567	16088	58399	426532
290389	OTH HELOGEN DERIV CYCLANIC ETC				41
290391	CHLOROBENZENE,O-DI/P-DI CHLORO		8255	26	9749
290399	OTH HALOGENATED DERIV H.CARBON	2664	25292		19367
290410	DERIV SULPHO GRP IT SALT/EYHYL	6444	91424	8393	80539
290420	DERIVAT ONLY NITRO/NITRO GROUP	1985	32018	2467	20086
290490	OTH,SUPHO,NITRAT NITROS H'CARB	7103	48612	7484	36626
290511	SATURAT METHANOL(METHYL ALCHL)	490247	3153735	267602	2750748
290512	PROPYL/ISOPROPYL ALCOHOL	115547	1202456	116122	1061203
290513	SATUR BUTAN-I-01(N-BUTYLALVHL	11942	84459	6917	100868
290514	OTHER SATURATED BUTANOLS	16047	181529	20114	215113
290516	SATUR OCTANOL/ISOMERS THEREOF	359788	2797706	287561	2612363
290517	DODECAN-1-01HEXADECAN/OCTADEC	4168	54407	1078	59971
290519	SATUR MONOHYDRIC ALCOHOLS	4269	40819	691	15649
290522	UNSATUR ACYCLIC TERPENE ALCOHL	9980	44346	1509	89105

Contd.

10.11 Imports by Economic Categories (Detail)

(In Thousand Rupees)

Items		Apr., 2017	From July, 2016	Apr., 2016	From July, 2015
290529	OTH UNSATUR MONOHYDRIC ALCOHOL		5159	1494	9583
290531	ETHYLENE GLYCOL(ETHANEDIOL)MEG	2625972	20935873	1886790	16798924
290532	PROPYLEN GLYCOL(PROPAN-1,2-DIO	95699	986448	154507	944382
290539	OTHER, DIOLS	3537	50358	12517	94237
290541	2-ETHYL-2(HYDROXYMETHYL-PROPAN	3059	24048	6354	19909
290542	PENTAERYTHRITOL	118960	626150	69087	536794
290543	MANNITOL	16508	117201	13148	100535
290544	D-GLUCITOL (SORBITOL)	3644	35904	3437	25813
290545	GLYCEROL	51034	588520	26082	408805
290549	OTHER,POLUHYDRIC ALCOHOLS	4140	12939	386	11662
290559	OTHER HALOGENATED, SULPHONATED	1235	7932	4012	15702
290611	MENTHOL	37102	486193	28554	257162
290612	CYCLOEXANOL,METHYL/DIMETHYL	881	4939		4260
290613	STEROLS AND INOSITOLS	1233	20718	3448	14600
290619	OTH,CYCLANIC,CYCLENIC CYCLOTER	10081	116365	8231	107576
290621	BENZYL ALCOHOL	4229	57145	6047	51378
290629	OTH,AROMATIC CYCLIC ALCH HALOG	14769	43782	1626	43759
290711	PHENOL(HYDROXYBENZENE)IT SALT	36690	389417	34420	392589
290712	CRESOLS AND THEIR SALTS	2140	18111	1689	8873
290713	OCTYLPHENOL,NONYLPHENOL/ISOMER		6	32	328
290715	NAPTHOLS & THEIR SALTS	1	9533	341	10262
290719	OTHER MONOPHENOLS	1714	22571	5742	28175
290721	RESORCINAL AND ITS SALTS		11510	1304	22727
290722	HYDROQUINONE (QUINOL)ITS SALT	7747	22704	393	20806
290723	4,4-ISOPROPYLDENEDIPHENOL/SALT	3128	52479	11572	55436
290729	OTHER, POLYPHENOLS	10305	115782	10707	95670
290819	OTH DERI CON ONL HALOGEN SUBST	899	9421	2806	13675
291511	FORMIC ACID	17920	236315	15152	292345
291512	SALTS OF FORMIC ACID	28032	332758	22277	284410
291513	ESTERS OF FORMIC ACID	71	3480		8409
291521	ACETIC ACID	289710	1775215	226377	1784797
291524	ACETIC ANHYDRIDE		1345		38
291529	OTH,ACETIC ACIDE & ITS SALTS	4618	65374	2400	60472
291531	ETHYL ACETATE	13810	44444	5562	47530
291532	VINYL ACETATE	90377	1216269	132862	1391620
291533	N-BUTYL ACETATE	14	8468	1527	10479
291536	DINOSEB (ISO) ACETATE		1451		
291539	OTHER,ESTERS OF ACETIC ACID	81994	599503	80707	837254
291540	MONO/DI/TRICHLOROACETIC ACID-S		6665	1317	4934
291550	PROPIONIC ACID,ITS SALT/ESTERS	9405	72777	7705	60399
291560	BUTYRIC/VALERIC ACID/SALT/ESTR	44033	243712	29859	245516
291570	STEARIC ACID	71137	248382	20774	159974
291590	OTH SAT ACYCLIC MONOCARBOXYLIC	93444	1221949	103540	919745
291611	UNSATU ACRYLIC ACID/ITS SALTS	19140	123657	2899	127987
291612	UNSATURATE ESTER ACRYLIC ACID	158449	1491541	138311	1275266
291613	UNSATU METHACRYLIC ACID/SALTS	5224	19180	3593	16156
291614	UNSATU ESTER,METHARYLIC ACID	53383	688439	70995	650641
291615	OLEIC,LINOLEIC/LINOLENIC ACID	3080	10971	1041	11880
291619	OTH UNSAT ACYLIC M/CARBOX ACID	11687	109866	18901	108973
291620	CYC-LANIC,LENIC LOTEPHENI ACID	8932	100447	8876	115894
291631	BENZOIC ACID,ITS SALTS/ESTERS	33203	213363	39981	189823
291632	BENZOYL PEROXIDE/BENZYL CHLRID	7269	40358	4432	24205
291634	PHENYLACETIC ACID & ITS SALTS		440		697
291639	OTH,ARMATIC MONOCARBOXYIC ACID	158470	1073670	159492	1241082
291711	OXALIC ACID/ITS SALTS/ESTERS	19436	160020	8694	148993
291712	ADIPIC ACID,ITS SALTS/ESTERS	352382	1366391	106589	469245
291713	AZELAIC/SEBACIC ACID/SALT/ESTR	5570	16806		30028
291714	MALEIC ANHYDRIDE	19265	189752	20805	138292
291719	OTH ACYCLIC POLYCARBOXYL ACID	11857	86012	10977	100271
291720	CYC-LANIC,LENIC LOTERPENC ACID	2375	20557	4305	21357

Contd.

10.11 Imports by Economic Categories (Detail)

(In Thousand Rupees)

Items		Apr., 2017	From July, 2016	Apr., 2016	From July, 2015
291732	DIOCTYL ORTHOPHTHALATES		4101	6481	12961
291733	DINONY/DIDECYL ORTHOPHTHALATES		2217		4141
291734	OTH ESTERS ORTHOPHTHALIC ACID	3999	157413	5886	129495
291735	PTHALIC ANHYDRIDE	122632	626312	59776	499239
291736	TERPHTHALIC ACID AND ITS SALTS	705232	5096491	135600	2203590
291739	OTH POLYCARBOXYLIC ACIDS/DERIV	71561	521711	30447	250601
291811	LACTIC ACID,ITS SALTS/ESTERS	13495	126985	10844	127830
291812	TARTARIC ACID	7594	40607	14574	64826
291813	SALT & ESTER OF TARTARIC ACID		7421	83	3842
291814	CITRIC ACID	168745	1658655	172248	1348145
291815	SALTS & ESTER OF CITRIC ACID	43867	293322	43665	256820
291816	GLUCONIC ACID,SALTS & ESTERS	38068	557080	106897	645611
291819	OTH CARBOXYLIC ACID W/ALCOHOL	4887	136673	38103	124354
291821	SALICYLIC ACID AND ITS SALTS	6139	26996		22882
291822	O-ACETYL.SALIC ACID/SALT/ESTER	492	135415	3429	116795
291823	OTH ESTER,SALICYLIC ACID/SALTS	1434	21505	2048	17837
291829	OTH CARBOXYLIC ACID+PHENOL FUN	20755	330938	16226	211413
291830	CARBOXYLIC ACID+ALDEHYDE/KETON	3898	62920	12877	70228
291891	2,4,5-T(I)SO(2,4,5-TRICHLOROPH		9528	3277	13251
292990	OTH COMP WITH OTH NITROGN FUNC	39597	258765	25308	217985
293020	THIOCARBAMATE/DITHIOCARBAMATES	220850	460565	86931	451560
293030	THIURAM MONO-,DI-,TETRASULPHID		76268		1759
293040	METHIONINE	437410	4016086	658812	5370642
293090	OTHER ORGANO-SULPHUR COMPOUNDS	29598	522560	727067	1717757
293110	TETRAMETHYL LEAD&T-ETHYL LEAD	7869	37371	5878	31396
293120	TRIBUTYL TIN COMPOUNDS		652		1442
293190	OTH O-ALKYL&(O-2-(DIALKYL,COMP	210080	1301015	166768	848624
293211	TETRAHYDROFURAN	127	1567	521	7111
293212	2-FURALDEHYDE (FURFURALDEHYDE)	21983	21989		34494
293213	FURFURYL ALCOH/TETRAHYDRFURFYL		362		426
293219	OTH COMP UNFUSED FURAN RING	6893	90347	5055	56300
293220	LACTONES	24432	185001	23384	171928
293299	OTH HETEROCYCLIC COMP W/OXYGEN	277493	1739737	188425	1362531
293311	PHENAZONE & ITS DERIVATIVE	2648	14085	1097	15857
293319	OTH COMP UNFUSE PYRAZOLE RING	19686	105944	14250	132448
293321	HYDANTOIN AND ITS DERIVATIVES	551	27905	3358	23105
293329	OTH COMP UNFUSE IMIDAZOLE RING	145819	1206312	138024	1195790
293331	PYRIDINE AND ITS SALTS	19	2198		4181
293332	PIPERIDINE AND ITS SALTS		165		
293333	ALFENTANIAL(INN)(ANILERIDINE)	16247	216648	21067	201927
293339	OTH COMP UNFUSE PYRIDINE RING	203134	2628126	350978	2715925
293349	OTH COMP QUINOLIN/ISO-QUINOLIN	115772	1278194	206453	1552009
293352	MALONYLUREA/IT DERIV/SALT THOF		2		
293353	ALLOBARBITAL(INN)(AMBARBITAL)		1666		3755
293354	OTH DERIVATIVES OF MALONYLUREA		9		738
293355	LOPRAZOLAM(INN)MECLOQUALONE		58		
293359	OTH COMP PYRIMIDINE/PIPER RING	376699	2571524	313420	2554444
293361	MALAMINE	58224	600397	63012	477232
293369	OTH COMP UNFUSE TRIAZINE RING	249636	826208	222303	715101
293371	6-HEXANELACTAM(EPSILON-CAPROL)		4981		5077
293379	OTHER LACTAMS	17530	162965	33551	440854
293391	ALPRAZOLAM(INN) CAMAZEPAM(INN)	3004	86720	3049	66358
293399	OTHER HETROCYCLIC COPMOUNDS	299349	1914478	307565	1923490
293410	COMP UNFUSE THIAZOLE RING	46237	320192	27091	291515
293420	COMP BENZOTHIAZOLE RING SYSTEM	17005	76339	13396	60928
293430	COMP PHENOTHIAZINE RING SYSTEM	14987	51170	3715	41238
293491	AMINOREX(INN),BORTIZOLAM(INN)		3286		340
293499	OTHER NUCLEIC ACIDS&SALTS	991498	7158916	754967	5864489
293999	OTH VEGETABLE ALKALOIDS NATURL	1080	199250	17604	337791
294190	OTHER ANTIBIOTICS.	581961	6493876	735242	6097257

Contd.

10.11 Imports by Economic Categories (Detail)

(In Thousand Rupees)

Items		Apr., 2017	From July, 2016	Apr., 2016	From July, 2015
300692	WASTE PHARMACEUTICALS		25		
310100	ANIMAL/VEG FERTILIZER/PRODUCTS	11151	40329	18626	85308
310210	UREA,WHET OR NOT AQUEOUS SOLUT	2534	3328281	618	1587162
310221	AMMONIUM SULPHATE	101616	678525	105366	835659
310229	MIX AMMONIUM SULPHATE/NITRATE		122598	44939	170121
310230	AMMONIUM NITRAT,WHET/NOT AQUES	25050	193973	22766	205507
310240	MIXT,AMMONIUM NITRAT/CALC CARB		2519		702
310250	SODIUM NITRATE	12430	68545	1639	72686
310260	MIXT,CALCIUM/AMMONIUM NITRATE		5306		1088
310280	MIXT UREA/AMMONIUM NITRAT SOLU				6445929
310290	OTH,MIN/CHEM NETROG FERTILZER	3480	30081	3196	41480
310310	SUPER-PHOSPHATES		22023		294340
310390	OTH,MIN/CHEM FERTILIZE PHOSPHT	4587	8504		6819
310420	POTASSIUM CHLORIDE	30152	753017	20842	489234
310430	POTASSIUM SULPHATE	290144	1884792	136189	1452460
310490	OTH,MIN/CHEM FERTILIZE POTASIC	78096	917573	3627	734600
310510	MIN/CHEM FERTILIZER >10KG		80982	188	6271
310520	MIN/CHEM FERTZ ELEM NIT/PHO/PT	7066	211306	30427	314715
310530	DIAMMONIUM HYDROG ORTHO-PHOSPH	2928480	45209783	3347555	56512672
310540	AMMONIUM DIHYDROGEN ORTHO-PHOS	5138	24971	513	23054
310551	CHEM FERTZ CON NITRAT/PHOS		3714		173946
310559	OTH MIN/CHEM FERTZ NITRAT/PHOS	4949	17266	16655	930723
310560	MIN/CHEM FERTZ ELEM PHOS/POTAS		740	2676	5595
310590	OTH MINER/CHEMICAL FERTILIZER	7714	77201	2242	108106
320110	QUEBRACHO EXTRACT	17536	85134	8750	47861
320120	WATTLE EXTRACT	43951	391008	24567	285408
320190	OTH TANNING/EXTRACT VEG/GAMBER	37936	413804	37856	404800
320210	SYN ORGANIC TANNING SUBSTANCE	110366	1566141	139114	1321144
320290	OTH,INORGANIC TANNING SUBSTANCE	102838	931302	40194	779749
320300	COLOUR MATTER,VEG/ANIMAL	9867	67451	6645	51076
320411	DISPERSE DYES/PREP BASE THEROF	357348	2368146	300909	2480892
320412	ACID DYES PREMETALISE/PREP/DYE	175497	1364650	183600	1200061
320413	BASIC DYES/PREP BASE THEREON	81971	731408	52700	732033
320414	DIRECT DYES/PREP BASE THEREON	40141	300273	31055	329975
320415	VAT DYES INCL PIGMENT/PREPARAT	265364	3115782	219051	2949085
320416	REACTIVE DYES PREP BASE THREON	880148	7210879	842409	6880842
320417	PIGMENT PREP BASE THEREON	284322	2546242	262114	2455652
320419	OTH SYN ORGN COLOURING MATTER	146986	1282721	100187	1301748
320420	SYN ORGN PROD USE FLUORESCENT	83804	642705	66118	573813
320490	OTH,SYN ORGN COLOURING MATTER	26229	56352	11848	66023
320500	COLOUR LAKES,PREP AS SPECIFIED	24517	236355	31673	236153
320611	PIGMENT PREP TITANIUM DIOXIDE	648709	5942071	616944	4640375
320619	OTH,PIGMENT/PREP TITANIUM DIOX	11583	96967	13151	92797
320620	PIGMENT/PREP,CHROMIUM COMPOUND	15055	94839	19096	151773
320641	ULTRAMARINE/PEP BASE THEREON	8002	49444	4310	37776
320642	LITHOPONE/OTH PIGMENT/ZINC SUL	13000	35135	3715	31302
320649	OTH,COLOURING MATTER PREPARATN	94757	737874	70438	557767
320650	INORGANIC PRO USE LUMINOPHORES		762	525	3582
320710	PREP PIGMENT/OPACIFIER/COLOURS	11945	134663	7895	126489
320720	VITRIFIABLE ENAMEL/GLAZE/ENGOB	35668	117950	2594	64047
320730	LIQUID LUSTER/SIMILAR PREPARAT	1142	10222	2019	13169
320740	GLASS FRIT/POWDER GRANULE/FLAK	89737	774055	73650	739042
320810	PAINT/VARNISH BASE ON POLYSTER	39810	327753	24067	252197
320820	PAINT/VARNISH,ACRY/VINYL POLYM	49069	482938	55978	444106
320890	OTH PAINT BASED ON POLYAMIDES	226099	1700295	164616	1525169
320910	PAINT/VARNISH ACRY/VINYL POLYM	4195	59923	15546	113555
320990	PAINT/VARNISH,SYN POLYMER/AQS	29894	228181	19897	158375
321000	OTH PAINT & VARNISH FOR LEATHE	12842	183854	25156	150000
321100	PREPARED DRIERS.	18165	160840	23691	147552
321210	STAMPING FOILS	16077	251815	28700	195576

Contd.

10.11 Imports by Economic Categories (Detail)

(In Thousand Rupees)

Items		Apr., 2017	From July, 2016	Apr., 2016	From July, 2015
321290	OTH,PIGMENT DISPERSE NON AQUOS	34251	208101	31427	218282
321310	COLOURS IN SETS	4366	43206	6562	48006
321390	OTH COLOUR ARTIST/PAINTERS	315	3570	690	2858
321410	GLAZIERS/GRAFTING PUTTY,RESIN	26649	339821	26946	302801
321490	NON-REFRACTORY SURFACING PREP	55862	461363	39795	393221
321511	ROLLING COATING PRINT INK BLK	59340	514603	36174	395961
340290	OTH ORG SURFAC ACT,WASH/CLEAN	91585	1456664	153286	1676376
340311	PREP TEXTILE/LEATHER/OIL MATRL	36043	366494	35516	384413
340319	LUBRICAT PREP CONT PET/MIN OIL	124446	1378184	113795	1198522
340391	OTH,PREP TEXT/LEATHER/FURSK ML	162667	1775279	180633	1520363
340399	OTH LUBRICAT PREP OIL/GREASE	57407	698849	61302	669441
340420	ART/PREP WAXES,POLYETHEL GLYCL	32300	216860	33380	204687
340600	CANDLES,TAPERS AND THE LIKE	5663	55599	3067	75074
340700	MODELING PASTE ETC RETAIL SALE	9149	67881	10929	79625
350110	CASEIN	985	31655	6624	25089
350219	OTHER EGG ALBUMIN		983		5
350220	MILK ALBUMIN,INCL WHEY PROTEIN	18816	129455		5340
350290	OTH ALBUMIN O/T EGG ALBUMIN	15	1760		305
350300	GELATIN&GELATIN DERIVATIVE	21077	93006	589	66251
350400	PEPTONEDERV,PROTEIN SUBSTANCE	17598	74194	3559	54697
350510	DEXTRIN,OTH MODIFIED STARCHES	43942	436045	52387	452549
350520	GLUES	5627	36118	2123	37813
350610	PROD SUITABLE USE GLUE/ADHESIV	30587	279269	21825	210950
350691	ADHESIVE/RUBBER/PLASTIC/RESIN	165332	1716460	185116	1370561
350699	OTH PREP GLUE/ADHESIVE	15246	217775	47731	188239
350710	RENNET AND CONCENTRATE THEREOF	2187	11007	1348	11713
360690	OTH FERRO CERIU/OTH PYROPHORC		20878		22
370110	X-RAY FILM,PLATE IN FLAT UNEXP	107596	1043360	124120	1231892
370120	INSTANT PRINT FILM UNEXPOSED	896	1819		5313
370130	OTH UNEXPOSED PLATE>255MM	86264	765083	76457	670421
370191	O.PL/FILM-COLOUR PHOTOGRAPHY				31
370199	OTH PHOTOGRAF/PLAT/FILM/UNEXPS	21	1309		1208
370210	PHOT-FILM ROLL UNEXPOSE,X-RAY	3621	10194	32	1613
370231	OTH PHOT/FILM ROLL<105MM			27	27
370239	OTH PHOT FILM ROLL ST/UNEXPOSE	2163	7138	22	5383
370241	PHOT FILM W>610MM,L>200M,COLOR		641		
370242	PHOT FILM W>610MM,L>200M,B/W				321
370243	PHOT FILM W>610MM,L<200M	2713	34144		58321
370244	PHOT FILMW>105MM BUT<610MM	323	256705	27353	300582
370298	PHOT FILM ROLL W-NOT.EXC-35MM				187
370310	PHOT PAPER/BOARD/TEXT W>610MM		440	304	1613
370320	PHOT PAPER/BOARD/TEXT UNEX/COL	4251	24026	3113	46560
370390	OTH PHOT PAPER/BOARD TEXT UNEX	9136	86432	15561	116063
370400	PHOT PLAT/FILM PAPER/BOARD EXP		241	739	2219
370510	PHOT PLAT/FILM FOR OFFSET REP				286
370590	OTH PHOT PLAT/FILM		358	315	918
370610	CINEMAGRAPHIC FILM EXPO/DEVEL				311
370690	OTH CINEMA FILM EXPOSE DEVELOP	446	6989	352	5575
370710	SENSITISING EMULSIONS	12457	78140	9661	100391
370790	OTH CHEM PREP,PHOTOGRAPHIC USE	24410	227384	27307	214965
380110	ARTIFICIAL GRAPHITE	2824	22134	224	24321
380120	COLLOIDAL/SEMI COLOIDL GRAPHITE	629	5927	392	1256
380130	CARBONEOUS PASTE ELECTRODE		4058	1165	4798
380190	OTH,PREP GRAPHITE O/T CARBON	15	35494	3311	27392
380210	ACTIVATED CARBON	47688	219107	17947	179447
380290	OTH ACT CARBON/NAT MINER PROD	8250	144789	10177	108399
380300	TALL OIL WHETHER/NOT REFINED	2192	2328		135
380400	RESIDUAL LYE FROM WOOD PULP NS	22915	199532	29906	256448
380510	GUM,WOOD,SULPHAT TURPENTIN OIL		2865		9068
380590	OTH TERPENIC OIL CONIFER WOOD	10733	84100	939	262760

Contd.

10.11 Imports by Economic Categories (Detail)

(In Thousand Rupees)

Items		Apr., 2017	From July, 2016	Apr., 2016	From July, 2015
380610	ROSIN AND ROSIN ACIDS	31419	724835	121751	800360
380620	SALT OF ROSIN/RESIN ACIDS DERV	11214	65793	14625	100896
380630	ESTERS GUMS	22392	86336	280	77001
380690	OTH,ROSIN,SPIRIT,OIL,RUN GUMS	2830	57184	8732	48239
380850	INSECTICIDE/RODENTICIDE/ETC		162		8637
380891	OTHER INSECTICIDES	1255885	5571082	855859	5591314
380892	FUNGICIDES	390128	2721105	143891	2347515
380893	HERBICID,ANTISPROUTING PRODUCT	270847	4827848	346017	5097624
380894	DISINFECTANTS	17022	265065	29965	290892
380899	PLANT-GROWTH REGULATORS R.O-71	8002	165915	24913	153384
380910	FINISHING AGENT AMYLACOUS SUBS	2855	6427	9	9
380991	OTH FINISHING AGENT ETC TX ETC	303672	2605202	270745	2615948
380992	OTH FINISHING AGENT DYE CARIER	31200	295433	44285	290466
380993	OTH FINISHING AGENT DYE CARIER	82785	721273	71955	687504
381010	PICKLING PREP METAL SURFACE	31556	298872	24626	270983
381090	OTH PREP FOR METAL SURFACE	61470	450418	35207	497412
381111	ANTI-KNOCK PREP OF LEAD COMP	8	934		
381119	OTHER,ANTI-KNOCK PREPARATIONS	5002	29191	62622	86726
381121	ADD LUBRICATE,PET OIL BIT MINE	670875	4914957	393509	4165348
381129	OTH ADDITIVE LUBRICATING OIL	36909	384543	40920	804817
381190	OTH PREP ADDITIVE FOR LIQU USE	57374	1208516	159748	1790344
381210	PREPARED RUBBER ACCELERATORS	19082	180821	12312	185892
381220	COMPOUND PLASTICIZER RUB PL	1355	16476	2022	17934
381230	ANTI-OXIDISING PREPAR & COMPOU	118896	1260144	146920	1122008
381300	PREP/CHARG FIRE-EXTINGUISHERS	3733	51076	3662	49570
381400	ORGAN COMP SOLVENT/THINNER NES	71840	337639	10053	282850
381511	SUPORTED CATALYST WITH NI/COMP	69242	391825	17851	183874
381512	SUPORTED CATALYST WITH PR/METL	529	214341	4135	174084
381519	OTHER,SUPPORTED CATALYSTS	20386	1021232	6668	287848
381600	REFRACTORY CEMENT,MORTARS,CONS	47161	793285	27164	604006
381700	MIXE ALKYL-BENZEN&MIX AL-NAPHT	463692	6970792	602957	5959816
381800	CHEM ELEMENT/COMP DOP-ELECTRON	257	1582	80	1806
381900	HYDRALIC BRAKE FLUIDS/LIQUIDS	17752	135573	12260	123125
382000	ANTI-FREEZING PREP/DEICE FLUID	16084	178615	11976	167772
382100	PREP CULTURE MEDIA MICRO-ORGAN	10089	87838	11774	89190
382200	DIAGNOSTIC/LAB REAGENTS/PR-DIA	672884	6464294	723301	5455657
382311	STEARIC ACID	17931	329965	23945	229453
382312	OLEIC (OLIVE) ACID	2060	41309	8992	27969
382313	TALL OIL FATTY ACIDS	197	11607	3447	18846
382319	OTH INDUS MONOCARBOXYLIC F.ACI	278054	2359937	388895	3029974
382370	INDUSTRIAL FATTY ALCOHOLS	4722	148806	21921	146370
382410	PREP BINDER FOUNDRY MOUL CORES	16535	120294	10160	86858
382430	NON-AGGLOMERATED METAL CARBIDE		556		
382440	PREPARED ADDITIVES FOR CEMENT	89282	667733	48255	453670
382450	NON-REFRACTORY MORTAR CONCRETE	28975	169772	1642	34385
382460	SORBITOL O/TH SUB-H-NO.2905.44	40434	530171	61581	483418
382472	MIX CON BROMOCHLORODIFLUOROMET		27		
382475	MIX CON CARBON TETRACHLORIDE				
382478	CON (PFCs)/(HFCs)BUT NOT(CFCs)	58497	305620	46320	89906
382479	OTH MIX CON HALOGE DER OF METH	13830	104108	6007	105472
382490	OTH,CHEMICAL PRODUCT/PREPARA	1581770	14367499	2008349	14964900
382520	SEWAGE SLUDGE		351		
382550	WASTE OF METAL PICK LIQUORS		40		
382569	OTH WASTE FROM CHEM.INDUSTRY		5267		
382590	OTH RESIDUAL OF CEHM.INDUSTRY		1366	309	8093
382600	BODIESE&MIXTURE 70%WT-PET-OIL		96		376
390110	POLYETHYLENE SP GRAVITY<0.94	3060272	27076582	2910589	25586863
390120	POLYETHYLENE SP.GRAVITY>0.94	2279704	24184346	3478285	24260368
390130	ETHYLENE-VINYL ACETATE COPLMER	194522	1506967	133054	1406807
390190	OTH POLYMER OF ETHYLENE P.FORM	422352	3168829	357937	2255041

Contd.

10.11 Imports by Economic Categories (Detail)

(In Thousand Rupees)

Items		Apr., 2017	From July, 2016	Apr., 2016	From July, 2015
390210	POLYPROPYLENE	4302038	36008969	3848451	33861403
390220	POLYISOBUTYLENE	1037	13230	8501	34153
390230	PROPYLENE COPOLYMERS	1108227	10876526	816568	9670449
390290	OTHER OLEFINS IN PRIMARY FORMS	27643	243072	22118	214863
390311	POLYSTYRENE EXPANSIBLE	17565	157449	28748	121323
390319	OTHER POLYSTYRENE	38795	308669	44518	359800
390320	STYRENE-ACRYLONITRILE COPOLYMR	14201	236288	23542	228741
390330	ACRYLONITRILE-BUTADINE-STYRENE	444214	3377996	401090	2306054
390390	OTH POLYMERS OF STYRENE,P-FORM	7335	179541	13256	137563
390410	POLYVINYL CHLORIDE,UNMIX SUBST	954532	5584005	620207	4552455
390421	OTH POLYVINYL CHLORIDE,NON-PLA	13708	70145	11454	37615
390422	OTH POLYVINYL CHLORIDE PLASTIC	33022	332640	40729	279001
390430	VINYL CHLORIDE VINYL ACETATE	6704	45185	6060	45323
390440	OTH VINYL CHLORIDE COPOLYMERS	12423	75962	11565	72413
390450	VINYLDENE CHLORIDE POLYMERS	25	25		
390461	POLYTETRALUOROETHYLENE		892	143	3394
390469	OTHER, FLUORO-POLYMERS	2620	18624	195	20977
390490	OTH POLYMERS OF VINYL CHLORIDE	1549	32493	2997	15755
390512	POLYVINYL ACETATE AQUE DISPERS	17971	56293	4362	44396
390519	OTH POLYVINYL ACETATE (PVA)	294	30089		29520
390521	VINYL ACETATE COPOLYMERS AQUEO	36245	420048	43928	450218
390529	OTH VINYL ACETATE COPOLYMERS	19137	162332	17332	150533
390530	POLYVINYL ALCOHOL W/N CON UNHY	196204	2050781	203867	1837266
390591	COPOLYMERS	4532	22205		19998
390599	POLYMERS OF OTHER VINYL ESTERS	42796	325387	34050	328169
390610	POLYMETHYL METHACRYLATE	11648	143395	14225	170994
390690	OTHER,ACRYLIC POLYMERS P/FORMS	427407	4249452	388229	3833672
390710	POLYACETALS	19531	197418	33378	191432
390720	OTHER POLYETHERS	784128	7074871	941545	8096968
390730	EPOXIDE RESINS	102372	890739	139690	1082425
390740	POLYCARBONATES	136752	1113717	117451	942943
390750	ALKYD RESINS	14965	282082	25245	200240
390760	POLYETHYLENE TEREPHTHACATE(PET)	225985	2562579	229456	2952732
390770	POLY(LACTIC ACID)	7081	28599		28690
390791	OTHER POLYESTERS, UNSATURATED	6466	68186	10125	39904
390799	OTH POLYESTERS IN PRIMARY FORMS	168231	909935	46929	458839
390810	POLYAMIDE-6,-11,-12,-6,6,-6,10	36269	255030	28496	213178
390890	OTH POLYAMIDE IN PRIMAR FORM	40373	231319	20266	318461
390910	UREA RESINS, THIOUREA RESINS	2857	36203	6036	16880
390920	MALAMINE RESINS	10011	223355	22025	234772
390930	OTHER AMINO-RESINS	17223	922442	53098	57076
390940	PHENOLIC RESINS	40174	292293	35702	247752
390950	POLYURETHANES	354867	2599367	198841	2196347
391000	SILICONES IN PRIMARY FORMS.	370912	3434549	346144	3018961
391110	PETROL/COUMARONE,INDENE RESINS	26647	197124	21126	201857
391190	OTH,POLYSULPHIDE,SULPHONE/PLAS	24074	190100	11276	122774
391211	CELLULOSE ACETATES,NON-PLASTI		26		585
391212	CELLULOSE ACETATES,PLASTICISED	3630	14712	46	2051
391220	CELLULOSE NITRATES(INCL COLLO)	96422	789996	66968	653156
391231	CARBOXYMETHYL CELLULOSE & SALT	115669	927654	115741	1008461
391239	OTHER CELLULOSE ETHERS	152353	1686033	201983	1488617
391290	OTH CELLULOSE & CHEM DERIVATIV	52712	369972	22362	391536
391310	ALGINIC ACID,ITS SALTS & ESTER	266574	1726386	130489	1329096
391390	OTH NATURAL POLYMERS/MODIFI	26312	328955	40385	315659
391400	ION-EXCHANGERS BASED ON POLYMR	20833	273967	19562	281361
391510	WASTE,ETC OF ETHLY/POLYM/PLAST		11065	695	17876
391530	WASTEETC OF VINYL-CHLORIDE/PL	64474	354963	23640	200731
391590	WASTE,ETC PLASTIC/PARING	59151	298124	57125	346781
391610	MONOFILAMENT D>1MM RD/ST/PROFI	2227	12338	120	12817
391620	MONOFILAMENT D>1MM-PL PO VICHL	14563	85432	440	26731

Contd.

10.11 Imports by Economic Categories (Detail)

(In Thousand Rupees)

Items		Apr., 2017	From July, 2016	Apr., 2016	From July, 2015
391690	OTH MONOFIL D>1MM PLASTIC-TOH	25760	164870	23013	157631
391710	ARTIFI GUTS OF HARDEN PROTEIN		10688	36	9109
391721	TUBE,PIPE HOSES,RIGID,OF POLYM	9057	216477	20784	130032
391722	TUBE,PIPE HOSES,POLYMER OF PRO	8519	53088	8428	124983
391723	TUBE,PIPE ETC OF POLYMER VINYL	130169	255067	9120	215988
391729	TUBE,PIPE HOSE,RIGID,OTH PLAST	5334	515928	32711	408880
391731	FLEXIBLE TUBE,PIPE B-PRE27.6MP	28066	139367	19231	109284
391732	OTH,TUBE,PIPE HOSE W/OUT FITNG	1473	21756	553	13837
391733	OTH TUBE,PIPE NOT REINFORCED	1886	20857	4199	52063
391739	OTHER TUBES,PIPES AND HOSES,	83761	1061405	132693	951060
391890	FLOOR COVERING OF OTH PLASTICS	12478	154926	9402	122083
391910	SELF ADHESIVE PLAT,ETC W<20CM	136056	1392144	136045	1179774
391990	OTH,SELF-ADHESIV PLATE,W>20CM	320061	3158699	408177	3259755
392010	OTH PLATES,ETC PLASNON-CELULAR	217018	1825556	123935	1479434
392020	OTH PLATE,ETC PLAST NOT REINFO	79941	1166093	107058	1345531
392030	OTH PLATE,SHEET,ETC OF PLASTIC	27301	336009	42368	273833
392043	OTH PLATE,MAT OF VINYL CHLORID	92321	676101	68274	427618
392049	OTH PLAT,ETC VINYL CHLORID FLX	105919	1050199	87128	958707
392051	OTH PLATE,ETC ACRYLIC POLYMERS	15952	81423	18495	49232
392059	OTH PLAT,ETC OTH ACRYLPOLYEER	13796	87453	5693	69812
392061	POLY CARBONATE IN PLATE, ETC	3017	33174	12349	31289
392062	OTH PLATE ETC POLY(ETH TEREPH)	25257	552525	9437	287741
392063	OTH PLATE ETC UNSAT-POLYSTERS	9941	104305	15375	118452
392069	OTH PLATES ETC OF OTH POLYESTR	5422	87074	17631	135613
392071	OTH PLAT ETC PLAS OF REG CELUL	1618	11459		6811
392073	OTH PLATETC PLASTIC NON CELLU		107		214
392079	OTH PLAT ETC-PLAS OF CEL DERIV	125	549		224
392091	OTH PLATETC PLAS OF PO BUTRAL	999	36969		19821
392092	OTH PLAT ETC-PLAS OF POLYAMIDE	7787	23021	2017	15396
392093	OTH PLAT ETC-PLAS OF AMINO-RES		20		
392094	OTH PLAT ETC-PLAS OF PHENORES	1538	4366	1040	17618
392099	OTH PLAT ETC-PLAS OF OTH PLAST	71405	579539	67209	465758
392111	PLATES ETC OF PLAS POLY/STYREN	2	59371	747	15437
392112	PLAT ETC PLASTIC CEL P-VIN-CHL	55362	576856	88310	925227
392113	PLAT ETC PLA CEL OF POLUURETHA	27442	339945	67747	607721
392114	PLAT ETC PLA CEL OF REGERATED		27674	4730	14742
392119	FLAT SHET ETC PLA CEL OTH PLAS	52640	345890	26453	198627
392690	OTH, ARTICLES OF PLASTICS	425420	3989193	338985	3374741
400110	NATURAL RUBBER LATEX	189190	2099154	198639	1823686
400121	SMOKED SHEETS	12347	607434	171785	967179
400122	TECH SPECIFIED NATURAL RUBBER	352134	3003686	244325	2102029
400129	OTHER NATURAL RUBBER	14456	192900	34886	218563
400130	BALATA,GUTTA-PARCHA,CHICLE ETC				17
400211	STYRENE-BUTADIENE RUBBER LATEX	177477	1140073	103695	1021043
400219	STYREN BUTADIEN RUBER CARBXyla	406251	3075477	120602	2747958
400220	BUTADIENE RUBBER (BR)	25944	284954	7228	134169
400231	ISOBUTENE-ISOPRENE RUBBER(IIR)	146470	1957087	49028	1204163
400239	OTH,HALO-ISOBUTENE-ISOPRENE RU	15705	90569	169	96074
400241	CHLOROPRENE RUBBER LATEX (CR),	13	886	26	938
400249	CHLOROPRENE RUBBER O/THAN LATX	29313	380099	38777	439651
400251	ACRYL BUTADIENE RUBBER LATEX		18		1562
400259	ACRY BUTAD RUBBER O/THAN LATEX	12549	410366	31367	529133
400260	ISOPRENE RUBBER (IR)				5258
400270	ETHYL PROPLENE-NON-CONJUGATED	38490	225041	16884	203461
400291	OTH SYNTHETIC RUBBER FACTICE	2414	2586	184	4161
400299	OTH SYN RUBBER FACTICE D/F OIL	12173	173988	7527	180353
400300	RECLAIMED RUBBER PRIMARY FORM	22678	279469	20187	231107
400400	WASTE,PAROMGS&SCRAP O/TH H-RUB	86228	721046	69890	684845
400510	COMP WITH CARBON BLACK OR SILI	24652	209416	96797	241952
400520	SOLUTION/DISPERS O/T H-4005.10		455	14	475

Contd.

10.11 Imports by Economic Categories (Detail)

(In Thousand Rupees)

Items		Apr., 2017	From July, 2016	Apr., 2016	From July, 2015
400591	PLATE,SHEET STRIP UN-VUL RUBER	572	10090	496	11046
400599	OTHER COMPOUNDED RUBBER	6537	136588	9800	175419
400610	CAMEL-BACK STRIP RETR RUB TYR		83	161	211
400690	OTH FORM&ARTIC UNVULCAN RUBBER	79	20086	257	5599
400700	UNVULCA RUBBER THREAD & CORD	17349	269849	26435	225783
400811	PLATE,SHEET ETC CELLU VULC RUB	5129	67596	2235	69652
400819	RODS&OTH FORMS OF CEL.VULC RUB	39	15121	916	10698
400821	PLAT,SHET N-CELU VULCANI RUBER	23165	250939	42528	312825
400829	RODS&OTH FORM OF N/CEL VUL RUB	6224	48167	4346	40248
400911	TUBE,PIPE OF RUBBER W/O.FITING	30724	402138	44374	352570
400912	TUBE,PIPE OF RUBER WITH FITING	4230	31989	1447	36085
400921	TUBE,PIPE OF RUB W/O.METL.FIT	6156	37429	2566	61661
400922	TUBE,PIPE OF RUB WITH METL.FIT	1596	36061	58	9131
400931	TUBE,PIPE RUB W/O TEX.METL.FIT	7844	123741	70908	173232
400932	TUBE,PIPE RUB W/TEX.METL.FIT	45	4331	2752	51867
400941	TUBE,PIPE RUB W/O OTH.METL.FIT	6348	63673	6322	53454
401700	HARD RUBER IN ALL FORMS/ARTICL	2226	12806	1426	13546
410120	W.HID&SKIN BOV.WT8-10KG.UN.SPL		5636		5523
410150	WHOLE,HIDE/SK BOV ANI F>16 KG	43471	267532	57736	409251
410190	OTH HIDES INCL BUTT,BEND&BELIE	751	2221		
410210	RAW SKINS OF SHEEP/LAMB W/WOOL	178238	1525013	172996	1609840
410221	RAW SK SHEP/LAM W-OUT WOOL PKD	66832	318480	8818	196870
410229	OTH RAW SK SHEP/LAM W/OUT WOOL	10681	42554	13423	126175
410390	OTH,HID/SK FRE SALTED,DRIED,LA	51438	421943	36552	537042
410411	HIDE/SKIN FULL GRAIN UNSPLIT		15100	2679	26771
410419	OTH HIDE,SKIN WET STATE	5751	136174	58920	398040
410441	HIDE,SKIN FULL GRAIN DRY STATE		7078		
410449	OTHER HIDES DRY STATE(CRUST)		4066	3185	10546
410510	WET BLUE LAMB,SHEEP SKIN	87122	683004	43405	576150
410530	SHEEP/LAMB SKIN NO WOOL CRUST		52	301	880
410621	GOAT/KID SKIN WET BLUE	17882	276034	33132	332410
410622	GOAT/KID SKIN CRUST	1723	76130	5884	70173
410691	OTH WET BLUE SKINS		535		3268
410692	OTH SKINS DRY STATE CRUST				1630
410711	WHOLE HIDE SKIN FULL GRAIN BOV		45		3434
410712	WHOLE HIDE/SKIN GRAIN SPLIT BV	1805	11422		11823
410719	OTH WHOLE HIDE/SKIN BOV ANIMAL	110602	630476	21370	600290
410791	OTH HIDE INCL SIDES FULL GRAIN		210	277	764
410792	OTH HIDE INCL SIDE GRAIN SPLIT	60	168		4554
410799	OTH LEATHER FURTHER PREPARED	3975	149052	21507	181112
411200	PREPARED LEATHER SHEEP/LAMB	279	20338	3779	31179
411310	LEATHER PREP.AFTER TANN GOAT	12327	140553	3515	48774
411330	REPTILE LEA PREPAR AFTER TANED		337		
411390	OTH LEA FURTHER PREP.AFTR TANE	1003	68379	1400	35725
411410	CHOMIS LEATHER				
411420	PATENT LAMINATED METALIS LEATH		4027		519
411510	COMP. LEATHER WITH BASIS LEATH	3297	30573	1744	73049
411520	PARINGS, OTH WASTE OF LEATHER		7076	303	7151
420600	ARTI OF GUT OF BLADER/ TENDONS	18	89		
430219	OTH,FURSKINS,WHOLE,W&W/OUT H&T	2810	38193	4682	34734
430220	HEAD,TAILS,PAWS&OTHER CUTTINGS		4		
440110	FUEL WOOD,IN LOGS,BILLETS ETC		40		
440310	WOOD TRET WITH PAINT,STAIN ETC		118569	7304	14209
440320	OTH,CONIFEROUS SPECIES ROUGH	50089	345363	45124	262421
440349	OTH,WOOD,NON-CONF SPECIES ROUG	6813	230516	14506	313974
440391	OTH WOOD OAK LOGS NON-CONFIFER			5744	11131
440392	OTH WOOD,BEECH LOGS NON-CONFER	1470	1470		
440399	WOOD OF OTHER NON-CONF SPECIES	303713	2457749	296692	2280703
440410	CONIFEROUS	5387	53314	1350	68318
440420	NON-CONIFEROUS		3196		1054

Contd.

10.11 Imports by Economic Categories (Detail)

(In Thousand Rupees)

Items		Apr., 2017	From July, 2016	Apr., 2016	From July, 2015
440799	OTH WOOD NON-CONF.SPECIES	227305	1853867	198952	1649834
440810	CONIFEROUS SHEET FOR VENEERING	12267	93110	10942	79775
440831	VENEER/DARK RED MERANTI SHEETS				1521
440839	OTH VENEER SHEET/TROPICAL WOOD	3893	70570	13007	65889
440929	OTHER NON-CONIFEROUS WOOD	2258	5264		1577
441011	PARTICLE BOARD OF WOOD	6600	186035	11763	94458
441012	ORIENTED STRAND BOARD UN-WORKED	650	3716	628	7107
441019	OTH P-BOARD OF LIGNEOUS MATERIAL		749	398	1124
441090	OTH P-BOARD NOT AGGLOM W-RESIN	131	10401	428	3568
441112	MEDIUM DENSITY BOARD (MDF)	43156	1204263	103807	1446467
441113	(MDF)THICKNESS 5MM TO 9MM	15212	261920	27403	309157
441114	(MDF)THICKNESS EXCEEDING - 9MM	188087	1809755	127064	1356488
441192	OTH (MDF)DENSITY EXC 0.8 g/cm3	1728	244095	85	7060
441193	OTH (MDF)DENSITY 0.5-0.8g/cm3	194099	1384007	238320	1424101
441194	OTH (MDF)DENSITY NOT> 0.5g/cm3	1171	7798	1374	7338
441210	P-WOOD,VENEER PANELS OF BAMBOO		8568	720	720
441231	OTH P-WOOD OF WOOD SHEET -6MM	667	6226	122	1797
441232	OTH P-W OUTER PLY NON-CONIFER-WD	58911	400625	59146	409601
441239	OTH PW CONSIST OF WD SHEET-6MM	26045	213852	5532	132880
441294	OTH BLOCKBOARD,LAMINATED&BATEN	2072	7937	504	7821
441299	OTH PW CONSIST OF WOOD SHEET	15176	45098	3100	40525
441400	WOODEN FRAMES FOR PAINTINGS	1922	6530	448	8351
441510	CASES,BOXES,CRATES,SIM/PACKING	898	5444	38	7334
441520	BOX PALLETS& OTHER LOAD BOARD	892	1688	1368	12313
442190	OTHER,ARTICLES OF WOOD	25636	171645	9251	131563
450110	NATURAL CORK,RAW/SIMPLY PREPAR		1892		850
450190	WASTE CORK,CRUSHED,GRANULATED	223	3084		3675
450200	NATURAL CORK,BLOCK,PLATE,SHEER		16		
450310	CORKS AND STOPPERS		75		11
450390	OTHER ARTICLE OF NATURAL CORK		149	528	1056
450410	BLOCK PLATE SHEET,STRIP CORK	4011	28195	3948	25045
460290	OTH BASKET/WICKERWORK/LOOFAH	1832	7700	378	6727
470100	MECHANICAL WOOD PULP	102956	471935	29576	339293
470200	CHEM WOODPULP,DISSOLVING GRADE				40820
470311	CHEM WOODPULP UNBLECHED CONIFE	136240	628428	59636	695491
470319	CHEM WOODPULP UNBLE NON CONIFE	3435	133957		63538
470321	CHEM WOODPULPSEMIBLEACH/BLEACH	483768	3591930	391050	3127428
470329	OTH CHEMWOODPULP BLE/SEMI-BLEH	236915	2587643	125916	2712128
470429	CHE W-PULP,S-BLE/BLE NON-CONIF	35417	220775	15935	210391
470500	SEMI-CHEMICAL WOOD PULP	72892	767128	84994	780769
470610	COTTON LINTERS PULP				12
470620	PULP OF FIBRES DERI FROM W-SCR		23665	14137	55209
470630	OTH PULP FROM WASTE OF BAMBOO				9000
470691	PULP OTHER CELL MATERIAL MECH		93		59
470692	PULP OTHER CELL MATERIAL CHEM		1424		
470710	UN-BLEACHED KRAFT PAPER	2609	55946	4641	30545
470720	RECOVERED PAPER/PAPER BOARD BL				7247
470730	PAPER/PAPERBOARD MACHINE PULP		7725	844	13965
470790	WASTE & SCRAP OF OTHER PAPER	145170	1986062	204700	1753678
480100	NEWSPRINT,IN ROLLS OR SHEETS	617589	5111842	541246	4750272
480210	HAND-MADE PAPER & PAPERBOARD	216	2182	720	2981
480220	PAPER/P-BOARD PHOTO-SENSITIVE	65	3765	3499	4149
480240	WALL PAPER BASE	45	649		
480254	OTH PAPER & PAPERBOARD<40G/SQM	18531	72844	6966	64584
480255	OTH PAPER&PAPERBOARD>40-G/SQM	342231	2674865	298949	2495778
480256	OTH PAPER&PAPERBOARD IN SHEETS	9789	67845	5945	62198
480257	OTH PAPER WT 40-150 G/M2	14070	204857	14812	192104
480258	PAPER & BOARD WT>150G/M2	57301	517136	62186	549265
480261	OTH PAPER&PAPERBOARD IN ROLLS		2710	692	4172
480262	OTH PAPER&PAPER BOARD IN SHEET	404808	3861298	330319	3114230

Contd.

10.11 Imports by Economic Categories (Detail)

(In Thousand Rupees)

Items		Apr., 2017	From July, 2016	Apr., 2016	From July, 2015
480269	OTH U-C CARBONISING BASE PAPER	21304	202423	3144	10558
480300	TOILET FACIAC TISSUE/TOWEL ETC	54021	407973	29844	281313
480411	KRAFTINER UN COATED UN-BLEACH	68084	1447106	136803	1428830
480419	OTH KRAFTLINER UNCOAT ROL/SHET	47006	821244	81386	698652
480421	SACK KRAFT PAPER,UNBLEACHED	504069	4120923	400781	4117715
480429	OTH SACK KRAFT PAP UN-COT RISH		17553	4783	5881
480431	OTH KRAFT P1BORD WT150G/SQMUNB	71558	576455	22178	408725
480439	OTH UNC K-P/BORD WT150G/SQMUB	27698	290954	24210	148769
480441	OTH KR.P/BORD W>150G<2259-UNBL	287	3043	139	8902
480442	OTH KRAFT 150-225G BLECH		7321	2055	18834
480449	OTH KRAFT PAPER IN ROCC/SEETS		157		6
480451	OTH KRAFT PAPER 225G ON BLEACH	1681	18724	298	6300
480459	OTH KRAFT PAPER IN ROLL 225G	9806	117760	7424	123424
480511	SEMI-CHEMICAL FLOUTING PAPER		366838	20285	312606
480512	STRAW FLUTING PAPER		56		1077
480519	OTHER FLUTING PAPER	1066	69234	18	286954
480524	TESTLINER BD WT150G/M2 OR LESS	5887	78211	7528	81805
480525	TESTLINER BOARD WT>150 G/M2	13924	130598	9947	102104
480530	WRAPPING PAPER,UNCOAT	13491	101986	4186	200397
480540	FILTER PAPER/PAPERBOARD,UNCOAT	3181	20910	754	24499
480550	FELT PAPER/PAPERBOARD,UNCOATED				13
480591	OTH P&P/ BOARD<150G UNCOATED	32044	357134	24580	290928
480592	OTH P&P/BOARD 150-225G UNCOAT	26738	155324	13580	94775
480593	OTH P & P BOARD<225G UNCOATED	14126	205880	20890	190849
480610	VEGETABLE PARCHMENT PAPER	2082	13259	4581	15666
480620	GREASEPROOF PAPERS	1102	11217	1287	21415
480630	TRACING PAPERS		19149	6768	26146
480640	CLASSINE/GLAZED TRANSPA PAPER	14845	111132	13443	108788
480700	COMPOSITE P/BOARD STICKING FLA		11872	7556	49990
480810	CORRUGATED P&P/BOARD PERFORATED		996		
480840	SACK KRAFT PAPER CREPED/EMBOSD	100	5326	69	3305
480890	OTH PAPER,CREPED/EMBOSSD/PERF	3620	37825	7335	45758
480920	SELF COPY PAPER	67059	485676	45356	353849
480990	OTH COPYING / TRANSFER PAPERS	9057	55097	5543	26992
481013	P&P/BOARD FOR WRITING/PRINTING	248037	1392490	160842	1552913
481014	P&P/B IN SHEET 1-SIDE<435/297M	1027	8662	435	17087
481019	OTH PAPER&PAPERBOARD IN SHEET	59739	470393	145646	589349
481022	LIGHT WEIGHT COATED PAPER		140	6634	20431
481029	OTH LIGHT WEIGHT COATED PAPER	331915	2432201	371931	2525450
481031	KRAFT PAPER&BOARD WT 150G/M2	13	6021		5019
481032	KRAFT PAPER&P/BOARD WT>150G/M2	7414	48436		34061
481039	OTH KRAFT PAPER&P/BOARD BLEACH		8832		5551
481092	OTH PAPER&P/BOARD MULTI-PLY	1149640	10647693	1189451	9375334
481099	OTH PAPER&P/BOARD COATED	22759	330655	42953	261017
481110	P&P/BOARD,TARRED,BITUMINISED	34	3740	1	75
481141	GUMMED ADHESIVE PAPER & BOARD	182545	1760433	115105	2028909
481149	OTH GUMMED/ADHESIVE P&P/BOARD	17686	204060	3067	218786
481151	PAPER&PAPER BOARD PLASTIC COAT	1799	4857	132	132
481159	OTH P&P/BOARD PLASIC COAT.	673500	3210497	329952	2283292
481160	P&P/BOARD COATED WAX COVERED.	52799	670425	67976	568407
481190	OTH P&P/B CELLULOSE WADDING	139800	1388838	173515	1501365
481320	CIGRETTE PAPER IN ROLL WTH SCM	2621	357193	37006	560912
481390	OTH CIGARET PAPER,BOOKLET/TUBE	11048	302103	22849	534524
481420	WALL PAPER COVERD WITH GRANITE	44276	255974	28592	204383
491199	OTHER, PRINTED MATTER	35406	294036	19241	340268
500100	SILK-WORM COCOONS FOR REELING		1875		952
500200	RAW SILK (NOT THROWN)	22805	298148	29158	195121
500300	SILK WASTE, YARN WASTE&G-STOCK		184	1144	2899
500400	SILK YARN,NOT RETAIL SALE	29528	380288	20874	369115
500500	YARN SPUN FROM SILK,WASTE NRS	31671	505948	50503	511166

Contd.

10.11 Imports by Economic Categories (Detail)

(In Thousand Rupees)

Items	Apr., 2017	From July, 2016	Apr., 2016	From July, 2015
500790 OTHER SILK FABRICS	338808	2221522	270646	1708275
510111 SHON WOOL GREASY	5755	24180		12519
510119 OTHER GREASY FLEECE WSHED WOOL	237	136196	2722	441883
510121 SHORN WOOL, DEGREASED		8333		17479
510129 OTHER DEGREASED WOOL NOT CORBO		28498	7438	7438
510130 CARBONISED WOOL	11167	136672	41770	101946
510211 FINE ANIMAL HAIR OF KASHMIR		77		
510219 OTH FINE ANIMAL HAIR KASHMIR	50	375	30	30
510320 OTH WASTE OF WOOL/ANIMAL HAIR		514		
510330 WASTE OF COARSE ANIMAL HAIR		11359		
510510 CARDED WOOL	6770	17869		3449
510529 OTHER WOOLTOPS&COMBED WOOL	6399	48059		37778
510531 FINE ANIMAL HAIR,CARDED/COMBED		4644		1615
510539 OTH F-ANIMAL HAIR,CARD/COMBED		837		16585
510610 YARN OF CARDED WOOL 85% WT WOL	17068	251131	36116	239400
510620 YARN OF CARDED WOOL<85% W WOL	348	92346	11066	179890
510710 YARN OF COMBED WOOL-WOOL=>85%	357	50511	3448	43486
510720 YARN OF COMBED WOOL-WEIGHT<85%	8247	8760		16023
510810 YARN OF ANIMAL HAIR CARDED.		156		
510910 YARN OF WOOL /ANIMAL HAIR 85%>				2156
510990 OTH YARN OF WOOL / ANIMAL HAIR	190	190		3239
520100 COTTON, NOT CARDED OR COMBED.	15513436	66532139	8052854	69554418
520210 YARN WASTE(INCL.THREAD WASTE)	10715	45000	1388	14368
520291 GARNETTED STOCK	6717	54077		3413
520299 OTHER COTTON WASTE	21738	130691	18715	191269
520300 COTTON, CARDED OR COMBED.	47	1337	80	236
520411 COTTON SEWING THREAD 85%/MORE	320	3595	99	1479
520419 OTH COTTON SEWING THREAD 85%>	1244	8981	1390	12914
520420 COTTON SEWING THREAD,RETL SALE	2	1365	24	5338
520511 SIN.COT.YAR.U.COM.FIB.D-714.29	12953	110157	14086	212364
520512 S-COT.YARN UCF.D-232.56-714.29	23057	562765	40501	571351
520513 S-COT.YARN UCF.D-192.31-232.56	138667	1180073	130823	1069499
520514 S-C. YARN UCF D-125.00-193.31.	33807	347381	96801	197903
520515 S/C YARN UCF.D< 125.00-193.31.		67610		50190
520521 S/C YARN COM.FIB D-714.29/MORE	11498	66726		27214
520522 S/C YARN LF.DX.232.56-714.29	41799	482174	11	405225
520523 S/C.YARN LF.DX.192.31-232.56		358182	4782	70878
520524 S/C YARN COM.FIB.125-192.31-DX	378404	2815572	95395	543871
520526 S/C YARN LF. DX. 106.30-125.		183463		18687
520527 S/C YARN COM.FIB.106-36-125-DX	427590	2862781	269054	1887570
520528 S/C YARN COMBED FIB.< 83.33-DX	360530	2567980	96692	1940536
520531 MUL/CAB.C/Y.ULF.>714.29DECITEX	14161	388557		211957
520532 MUL/CAB C/Y ULF.232.56-714.29D	2644	25314	1126	12096
520535 MUL/CAB.C/Y UN.COM.FIB<125.DX.	86	25522	8712	108941
520542 MUL/CAB.C/Y CF.232.56-714.29DX	6174	27875	1351	55924
520543 MUL/CAB.C/Y CF.129.31-232.56DX		313		108
520544 MUL/CAB.C/Y C.FIB-125-192.31DX		328		117
520546 MUL/CAB C/Y C.FIB.106.35-125D		2705		
520547 MUL/CAB C.Y CF.83.33-106-38 DX		20878		30484
520548 MUL/CAB.C/Y COM.FIB.< 83.33.DX		86791	16116	44661
520611 S/C YARN UN COM. FIB>714.29 DX	1036	79137	6186	80715
520612 S/C YARN UN.COM. FIB.<71429.DX	752	19153	2841	76589
520613 S/C.YARN UN.COM.FIB.<832.56DX.				357
520614 S/C YARN UN.COM.FIB.<192.31DX				143
520622 S/C YARN COMBED FIB.<714.29DX				85
520624 S/C YARN COMBED FIB< 192.31DX				9826
520625 S/C YARN COMBED FIB<125 DX				4776
520632 MUL/CAB C/Y UCF<D714.29,232.56				166
520634 MUL/CAB C/Y UCF <192.31,125DX		1346		
520635 MUL/CAB C/Y UN-COM F/B<125DX		5882		7186

Contd.

10.11 Imports by Economic Categories (Detail)

(In Thousand Rupees)

Items		Apr., 2017	From July, 2016	Apr., 2016	From July, 2015
520642	MUL/CAB C/Y CF<714.29,232.56D		94		
520645	MUL/CAB C/Y COM FIB<125DX		2239		
520710	C/Y CON>85 % WT OF COT PER-SAL	124	886	50	1273
521225	OTH W-FAB COT PRINTED>200G/SQM		439	248	911
530110	FLAX, RAW OR RETTED		993		
530129	OTH, FLAX,HACKLED NOT SPUN	5152	88906	11430	132676
530290	OTH,TRUE,HEMP RAW,PROSS N-SPUN		348		1
530310	JUTE/OTH TEXT BAST FIB RAW/RET	357887	4197805	272384	2737534
530390	OTH, WASTE OF JUTE&TEXTILE FIB	539	539		5573
530500	COCONUT,ABACA RAMIE,RAW/PROCE	7330	113866	9085	119766
530610	SINGLE FLAX YARN	8861	51476	4883	29762
530620	MULTIPLE OR CABLED YARN		2492		1119
530710	SINGLE,YARN OF JUTE OR OTH FIB	8379	125549	31398	290650
530720	MULTIPLE OR CABLED YARN(RAMIE)	1125	35199	5629	22710
530810	COIR YARN	6292	48298	7525	45673
531100	WOV FAB OF OTH VEG TEX FIB		1622	682	2314
540110	SEWING THREAD SYTHA FILAMENT	18746	228161	32500	355113
540120	SEWING THREAD ARTIFICIAL FILAM	108848	1364313	223216	2298984
540211	HIGH TENANCITY YARN OF ARAMIDS	10	2121	1599	27769
540219	OTH HIGH TENANCITY NYLON YARN	4	16700		6413
540220	HIGH TEN YARN OF POLYESTERS	7046	55187	4108	98676
540231	FILAMENTS YARN NYLON POLY 50	57512	802793	85916	1009559
540232	FILAMENTS YARN NYLON/OTH POLY	69069	258520	31222	138376
540233	FILAMENTS YARN OF POLYESTERS	1013066	15594711	2209282	16733939
540234	TEXTURED YARN OF POLYPROPYLENE	40998	398134	21389	265254
540239	OTH, SYNTHETIC FILAMENTS YARN	23653	204877	13341	220254
540244	OTH YARN SINGLE UN-TWIST/TWIST	325604	3845555	417814	4412889
540245	ELASTOMERIC YARN OF NYLON	45163	406283	64882	536783
540246	ELASTOMERIC YAR,POLY-PARTIALLY	3709	21559	9454	55189
540247	ELASTOMERIC YARN OF POLYESTERS	494787	5557357	463226	5019846
540248	O-ELASTOMERIC OF SPANDEX/LYCRA	11768	61154	5463	84954
540249	OTH,YARN,SINGLE,50 TURNS/MTR	11966	112536	15106	82819
540251	OTH S/Y TWIST>50/M NYLON,POLYA	947	34041		11631
540252	OTH S/Y TWS>50/M OF POLYESTER	73735	668925	67686	394685
540259	OTH S/Y TWS>50/M OF OTH POLYEST		991	254	3206
540261	OTH Y-MULTIPLE/CAB NYLON/POLYM	812	8638	394	15511
540262	OTH Y-MULTI/CAB OF POLYESTER	49412	838674	54805	740670
540269	OTH Y-MULTI/CAB NOT RETAIL SAL	4166	49487	12402	140489
540310	HIGH TENACITY YARN OF VISCOS			111	111
540331	OTH Y/S UN-TWST VISCOSE RAYON	777203	10856839	1231979	9153433
540332	OTH Y/S VIS RAY >120TURNS/MTRS	461637	4059574	355570	4049781
540333	OTH YARN,SINGLE CELLULOSE ACET	6911	81408	2849	65048
540339	OTH ARTIF FILAMENT YARN SINGL	237239	1520083	67639	858220
540341	OTHER YARN OF VISCOS RAYON		15088		21638
540349	OTH ARTI FILAMENT YRN VIS RAYO		2		437
540411	ELASTOMERIC SYN-MONOFILAMENT	17	8754		7441
540412	OTH MONOFILAMENT OF POLYPROPYL		8280		27362
540419	OTH SYN MONOFILAMENT OF 67-DEX	18955	185666	3500	179685
540490	OTH SYNTH YARN & SYNTH TEX MAT	5256	117554	1767	137290
540500	ARTIFICIAL MONOFILAMENT67D/MORE	152	6487		
540834	OTH WOVS FAB ART.FIL YARN PRINT	535	30666	2751	25909
550110	SYN FIL TOW NYLON/OOPOLYAMIDES		52		50
550120	SYN FILAMENT TOW OF POLYESTERS	1861	45322	1855	21275
550130	ACRYLIC OR MODACRYLIC	50939	1315968	207796	2758512
550190	SYNTHETIC FILAMENT TOW,N.S.				2065
550200	ARTIFICIAL FILAMENT TOW	137537	2254069	336531	3626836
550311	SYN STAPL FIB OF NY OF ARAMIDS	87716	513928	2637	57819
550319	OTH SYN STSPL FIB NOT CARD/COM	6808	102680	6857	29143
550320	SYN STA FIB POLYESTER N-CRD/CD	564332	6899275	369852	8272445
550330	SYN STA FIB ACRYLIC N-CRD/COMD	195928	1229810	92128	3756206

Contd.

10.11 Imports by Economic Categories (Detail)

(In Thousand Rupees)

Items		Apr., 2017	From July, 2016	Apr., 2016	From July, 2015
550340	SYN STAFIB POLYPROPYLENE N-C/C	4336	33494	6434	23363
550390	SYN STAPLE FIB NOT CARDED/COMB	1175	94035	3540	138189
550410	ART-STA FIB VIS RAYON N-CRD/CO	3085586	23466094	1570044	17049975
550490	OTH ART STAPLE FIB NOT CARDED	464643	4225869	526793	5500049
550510	WASTE SYNTHETIC FIBRES	1396	12775	217	1740
550520	WASTE ARTIFICIAL FIBRES		2213	14	506
550610	SYN STA FIB CRD,COM SPIN NYLON	2700	7944		5661
550620	SYN STA FIB CRD,COM SPN POLYES	66131	314015	14066	207871
550630	ACRYLIC FIBRES CARDED/COMBED	125473	504074		8460
550690	SYNTHETI FIB CARDED/COMBED NS		608		3932
550700	ARTIFI STAPLE FIB CARDED/COM		3061		1482
550810	SEWING THREAD SYN STAPLE FIBRE	3873	36224	1354	18959
550820	SEWING THREAD ART STAPLE FIBRE		11		1068
550911	S/Y STA FIB 86% WT NYLON	17327	80562	21711	116853
550912	MULTI CAB YRN SYN FIB NYL 85%W		20404	1991	9125
550921	S/Y SYN STA FIB 85% WT POLYSTR	228618	2727067	371221	3297006
550922	MULTI STA FIB 85% W POLYESTER	222297	1499991	179231	1408042
550931	SINGLE YARN85% OR MORE ACRYLIC		73498	13621	98900
550932	MUL/CAB YARN 85% ACRYLIC FIB	26379	360356	51406	1026203
550941	SINGLE YARN 85% WT SYN STA FIB	9657	125122	34057	161423
550942	MUL/CAB YARN SYN STA FIB 85%WT		390		2507
550951	O/YRN POLYES STA FIB MIX ARTIF	220654	3004098	267786	2562938
550952	O/YRN MX WITH WOOL/FINE A-HAIR				619
550953	OTH YRN OF POLYESTER MIX COTTN	689	63029	6481	42146
550959	OTH YRN OF POLY STAPLE FIBRE	21020	309532	7489	301619
550961	O/YRN OF ACRYLIC S-FIB MX WOOL	728	34436	8546	12743
550962	OTH YARN ACRYLIC MIX COTTON				137
550969	YARN ACRYLIC FIB NOT FOR R-SAL	13644	175541	39508	554013
550991	O/YRN OF SYN S.FIB MIX WOL/HAI		4422		
550992	O/YRN SYN STA FIB MIX COT-NRS		8398		
550999	OTH YARN SYN FIB NOT FOR R-SAL		7993		15522
551011	S/YRN ART STA FIB>85% STAPLE-F	89373	798361	157799	919841
551012	MUL/CAB YARN ART STA FIB>85%W		169		8803
551030	O/YRN ART STA FIB MIX COT-NRS				6410
551090	O/YRN ATT STA FIB<85%ART ATA-F	22423	156165	5458	18119
551120	YARN<85% BY WT SYN STAP FIBRE	17924	298840		
560290	OTH FELTS,NOT IMPREGNATE,COAT	22068	215964	7323	148803
560311	N-WOVNS, M-MADE FILA>25G/SQM	113547	1418888	119639	963904
560312	N-WOV,M-MAD FIL>25G/SQM>70GSQM	120005	1083955	155665	939575
560313	N-WOVNS,M-MAD FIL>70G/SQM>150G	32567	514517	35062	361467
560314	N-WOV,M-MAD FLAME WT>150G/SQM	14602	199194	17099	345109
560391	OTH NONWOVENS, WT>25 G/SQM	2745	26248		8039
560392	OTH N-WOV,WT>25G/SQM>70 G/SQM	11152	68578	12290	116503
560393	OTH,NON WOVEN>70G/SQM>150G/SQM	6309	32497	6285	41508
560394	OTH,N-WOVEN WEIGHING>150G/SQM	271863	2796230	237328	2152285
560410	RUBBER THREA AND CORD,TEX COVE	261	5501		15719
560490	OTHER,TEXTILE COVERED MATERIAL	12067	85494	7509	92723
581099	OTH TEXTILE MATERIAL.	10650	15110	144	7287
581100	QUILTED TEXTILE PRODUCT PIECE.	7283	80134	3958	56484
590110	TEX FAB.GUM COATED/AMYLAC,SUBS	2200	31634	158	8085
590290	OTH,TYRE CORD FAB YARN VIS-RYN		1600		3122
590310	TEX.FAB.IMP,COV/LMTD PICAL.	214104	2198924	197394	1577016
590320	TEX.FAB IMP,COATED,POLYURETHAN	245388	1749057	243989	1567735
590490	OTH FLOOR COVERINGS, LINOLEUM		86		364
590500	TEXTILE WALL COVERINGS.		17		224
590610	ADHESIVE TAPE < 20 CM	20186	59325	1775	31962
590691	RUBBERISED TEX FAB,KNIT/CROCH		2546		1685
590699	OTHER,RUBBERISED TEX FAB,N.S	15264	116360	15009	105412
590700	TEXTILE FABRICS O/W IMPG/COATD	32770	309079	18298	368615
630800	SETS OF WOVEN FABRICS AND YARN		138		248

Contd.

10.11 Imports by Economic Categories (Detail)

(In Thousand Rupees)

Items		Apr., 2017	From July, 2016	Apr., 2016	From July, 2015
630900	WORN CLOTHING&OTH WORN ARTICLE	1262707	12766753	1347093	13585230
631010	USED&NEW RAGS,SCRAP,TWINE,ETC	781	3930	945	2974
640590	OTHER FOOTWEAR	14904	251646	14772	493089
640610	OTH PARTS OF FOOTWEAR N.S.	13433	140672	102	83428
640620	OUTER SOLE/HEEL OF RUB/PLASTIC	20875	168943	17188	163658
640690	PARTS OF FOOTWEAR/OTH MATERIAL	3344	27516	1062	33310
650100	HAT-FORM/BODY,HOODS OF FELT		222		98
700800	MUL-WALLED INSULATE UNIT GLASS	516	82857		40842
700910	REAR VIEW MIRRORS FOR VEHICLES	8290	78985	5645	71983
700991	UNFRAMED GLASS MIRRORS	52051	559069	154498	654417
701399	O-GLASSWARE INDOOR DECORATION	216591	1864862	166372	1786475
701890	OTH GLASS ART O/T IMI-JEWELERY	6560	58678	6298	88250
701911	SILVER/ROVINGYARN C/STAND=50MM	273	2555	129	3301
701912	ROVINGS	9416	92527	15227	114238
702000	OTH ARTICLES OF GLASS	20458	175456	3519	70465
710110	NATURAL PEARLS		2		3
710121	CULTURED PEARLS UNWORKED				188
710122	CULTURED PEARLS WORKED				39
710310	UN-WORKED/SIMPLY SAWN PRE-STON	2307	3624		16066
710399	OTH SEMI/PRE STONES WORKED N.S		423		647
710420	OTH UN-WORKED SAWN,SYN PRE STO				47
710590	OTH DUST/POWDER NAT SYN PRE ST		125		
710691	SILVER UNWROUGHT		104492		493972
710692	SEMI-MANUFACTURED SILVER		82495	6547	60899
711019	OTH PLATINUM OTH SEM MFG FORM	1538	2836		173
711049	OTH MET-PLAT GRUD/ALOY S-MED F		21		
730890	OTH STRUCTURE OF IRON OR STEEL	1899406	11500646	1038376	7952223
730900	RESERVATORS,TANKS,VATS SIMICONT	45362	509854	1903	116136
731010	TANKS,CASKS,DRUMS,CANS,BOX>50	749	58147	636	20292
731021	CAN,CLOSED BY SOLD/CIMP CAP<50	12327	87279	11523	113454
731029	OTH TANK,CASK,DRUM,BOX CAP<50	82961	789481	72343	353030
761090	ALUM STRUCTURE & PARTS N.E.S.	66128	607835	20239	327346
761100	ALUM RESERVOIRS,TANKS VATS ETC		431		6
761210	COLLAPSIBLE TUBULAR CONTA ALUM	3104	30354	4732	24960
761290	OTH CASKS,DRUM,CAN,BOXES ALUMI	327339	2021487	226285	1706632
890800	VESSELS&F-STRU FOR BREAKING UP	4467261	30358619	5194153	25821840
900110	OPTICAL FIB,OPTI FIB BUNDLES	13749	384665	56477	439377
900120	SHEET,PLATE OF POLARISING MATE	214	214		73
900130	CONTACT LENSES.	1448	23440	673	15288
900140	SPECTACLE LENSES OF GLASS.	6910	40968	432	36104
900150	SPECTACLE LENSES OTH MATERIAL	1246	17173	2621	24762
900190	OTH LENSES, PRISMS, MIRRORS	1610	4156	330	12441
900211	OBJECTIVE LENSE CAMRA/PROJECTOR	1823	18718	932	6794
900219	OTHER OBJECTIVE LENSES.	169	7203	1111	14558
900220	FILTERS FOR OBJECTIVE LENSES	111	522		1352
900290	OTH,MOUNTED OPTICAL ELEMENTS	2777	19269	1418	13364
900311	FRAMS,MOUNTINGS OF PLASTICS	694	3430	354	10104
900319	FRAM,MOUNTING OF OTH MATERIAL	6880	89415	9067	92660
900390	PART FOR FRAMES&MOUNT SPECATLE		1007		565
900410	SPECTACLES,GOGGLES SUNGLASSES	44363	328505	53703	305397
900590	PARTS/ACCESSORIE OF BINOCULARS	153	1736	55	2066
900610	CAMERA FOR PREPARE PRINT PLATE				224
900630	CAMERA USED IN UNDERWATE SURVY		2558		
900640	INSTANT PRINT CAMERAS	1147	1177		
900651	CAMERA(SLR) FOR FILM WD!>35MM				86
900659	OTH CAMERA PHOTOGRAPHIC		1478		705
900661	DISCHARGE LAM FLASHLIGHT APPAR	16	24	284	1322
900669	OTH PH-GRAPHIC FLASHLIGHT APPA	476	3755	217	1275
900691	PARTS,ACCE PHOTOGRAPHIC CAMERA	759	9119	3086	10783

Contd.

10.11 Imports by Economic Categories (Detail)

(In Thousand Rupees)

Items	Apr., 2017	From July, 2016	Apr., 2016	From July, 2015
B. CAPITAL GOODS TOTAL	45754479	374820742	36239833*	338228016
250100 SALT/PURE SODIUM CHLORIDE	7594	61714	6752	45430
250200 UNROASTED IRON PYRITES	1267	2992		
250300 SULPHUR OF ALL KINDS	98944	681315	142295	812395
250410 NATURAL GRAPHITE OF ALL KINDS	7486	93576	8364	77559
250490 OTHER,NATURAL GRAPHITE	227	373	143	377
250510 SILICA SANDS AND QUARTZ SANDS	2110	14861	3721	16493
250590 OTHER NATURAL SANDS	999	9427		6126
250610 QUARTZ (O/T NATURAL SANDS)	496	3895	248	4086
250620 QUARTZITE ROUGHLY TRIMMED	504	758	426	426
250700 KAOLIN & OTH KAOLIN CLAYS	63930	637866	77116	596976
250810 BENTONITE	18824	103946	6318	95353
250830 FIRE-CLAY		4779	1146	9479
250840 OTHER CLAYS	2590	142444	10921	78867
250860 MULLITE				153
250870 CHAMOTTE OR DINAS EARTHS		744		
250900 CHALK	8608	98339	22733	116487
251110 NATURAL BARIUM SULPHATE	1594	89124	4136	57455
251200 SILICEOUS FOSSIL MEALS	128	11589	2162	10702
251310 PUMIC STONE W/NOT HEAT TREATED	13957	112856	8962	79698
251320 EMERY,NATURAL CORUNDUM,GARNET	5266	43964	1996	36167
251400 SLATE,WHET/NOT ROUGHLY TRIMED		1208		747
251511 MARBLE/TRAVERTINE,CRUDE ROUGH	1953	10391	350	217328
251512 MARBLE,TRAVERTINE,MERELY CUT		10978		4617
251611 GRANITE,CRUDE/ROUGHLY TRIMMED	2186	55308	4766	29160
251612 GRANITE,MERELY CUT,BY SAWING	5096	21127		3839
251620 SANDSTONE,CRUDE/ROUGHLY TRIMED	2540	11743	998	4487
251710 PEBBLES,GRAVEL/CRUSH STONE ETC		1700		297
251741 GRANULES,CHIP & POWDER,MARBLE	883	7835		11938
251749 OTH GRANULE,CHIPPING & POWDER		9638		12316
251810 DOLOMITE, NOT CALCINED		825		1294
251830 DOLOMITE RAMMING MAX		7105		2673
251910 NAT.MAG.CARBONATE (MAGNESITE)		597		1153
251990 OTH FUSED MAGNESIA,DEAD BURNED	10451	116817	14805	97681
252010 GYPSUM; ANHYDRITE	3731	32333	9079	55007
252020 PLASTERS OF CALCINED GYPSUM	1705	12034	123	3964
252100 LIMESTONE FLUX;LIMESTON CEMENT		83	817	3323
252210 QUICKLIME	573	2116	166	1164
252220 SLAKED LIME	310	4156	1150	5647
252230 HYDRAULIC LIME				269
252310 CEMENT CLINKERS	87755	483294	65696	250436
252329 OTHER PORTLAND CEMENT	50478	425169	53498	592519
252330 ALUMINOUS CEMENT(CEMENT FONDU)	829	17808		2843
252390 OTHER HYDRAULIC CEMENTS		266319	5403	302134
252490 OTHER ASBESTOS	17114	268839	15605	157624
252520 MICA POWDER	1526	8521	14	7225
252610 NATURAL STEATITE,NOT CRUSHED	354789	2462726	228747	1317586
252620 NATURAL STEATITE,CRUSH/POWDER	1018	22318	1611	42535
252800 NATURAL BORATES & CONCENTRATES		11		123
252910 FELDSPAR	1445	13742	3055	10353
252921 FLUORSPAR<97% CALCIUM FLORIDE		315		342
252922 FLUORSPAR>97% CALCIUM FLORIDE	1757	17289	1295	4850
252930 LEUCITE;NEPHELINE,NEPH SYENITE		3738	2332	9784
253010 VERMICULITE,PERLITE CHLORITES		3159	74	6376
253090 OTHER,MINERAL SUBSTANCES	53370	326527	34025	337587
260111 IRON ORES,CONCEN,NON-AGGLOMERT				142300
260400 NICKLE ORES AND CONCENTRATES				129
260600 ALUMINIUM ORES/CONCENTRATES		36		

Contd.

10.11 Imports by Economic Categories (Detail)

(In Thousand Rupees)

Items		Apr., 2017	From July, 2016	Apr., 2016	From July, 2015
260700	LEAD ORES AND CONCENTRATES		10677	2882	13780
260800	ZINC ORES AND CONCENTRATES				3662
261000	CHROMIUM ORES AND CONCENTRATES	1185	15179		9105
261100	TUNGSTEN ORES AND CONCENTRATES		247		
261390	MOLYBDENUM ORES/CONC O/T ROAST	58	58		64
261400	TITANIUM ORES & CONCENTRATES	4059	22303		18777
261590	OTH NIOBIUM,TANTALUM,VANAD ORE				288
261800	GRANULATED SLAG M/G IRON,STEEL	23714	402889	52282	660497
261900	SLAG,DROSS OTH WASTE,IRN/STL		1771		88851
262011	HARD ZINC SPELT MAINLY OF ZINC	2330	23174	1463	18071
262019	OTH,ASH&RESIDUE C/MAINLY ZINC		563	1852	6479
262030	ASH&RESIDUES MAINLY OF COPPER				860
262040	ASH&RESIDUE MAINLY OF ALUMNIUM	218	1031		741
262091	ASH&RESIDUE CONTAIN ANTIMONY				228
262099	OTH ASH&RESIDUE CANTAIN METAL				884
262190	OTH SLAG &ASH,RESIDUES M-WAST		15553	3709	11528
270111	ANTHRACITE NOT AGGLOMERATED		3844	415	10207
270112	BITUMINOUS COAL,NOT AGGLOMERAT	8829322	49087151		
270119	OTHER COAL,NOT AGGLOMERATED	1433562	11651389	4757980	39061218
270120	BRIQUETTES SIMILAR SOLID FUEL		7566	68	132
270210	LIGNITE NOT AGGLOMERATED		9561		4970
270300	PEAT INCLPEAT LITTER		14714	1150	12778
270400	COKE/SEMI OF COAL,RETORT CARBN	243349	2521135	191461	1932618
270500	COAL GAS,WATER GAS,SIMILAR GAS			118	776
270600	TAR FROM COAL/LIGNITE/PEAT ETC		19	288	8671
270720	TOLUOLE (TOLUENE)		2135		6100
270730	XYLOLE (XYLENES)	242307	1425772	117192	1192944
270740	NAPHTHALENE			66	66
270750	OTH STOCK FOR CARBON BLACK	70221	276372	28763	249411
270791	CREOSOTE OILS		945	1032	3423
270799	OTH OIL /PROD DISTLION COALTAR		393299	15218	485648
271019	KEROSENE,INCL KER.TY. JET FUEL	1467960	14491228	1953302	15630145
271129	OTH GAS HYDROCARBON GAS STATE		6078		33037
271210	PETROLEUM JELLY	10568	236191	18450	434942
271220	PARAFIN/WAX,CONT WT<0.75%OIL	22231	226430	19445	295101
271390	OTH RESIDUE PETROLEUM BITUMEN	3778	7229		3575
271500	BITUMEN MIXTURES,NATURAL	527	27265	5531	39887
271600	ELECTRICAL ENERGY	559875	7999923		3214668
280110	CHLORINE		55		
280120	IODINE	48160	282058	26131	167178
280130	FLOURINE, BROMINE	239	239		
280200	SULPHUR,SUB/PRE COLLI.SULPHER	290	1101		1010
280300	CARBON(INCL CARBON BLACK)NES	213389	1992271	181257	1641931
280410	HYDROGEN.		2308	908	2621
280421	ARGON	8442	93167	9342	60862
280429	OTHER, RARE GASES.	10683	96140	7578	102034
280430	NITROGEN	15	1741	93	4581
280440	OXYGEN	57	541	31	1773
280450	BORON, TELLURIUM		10	42	42
280461	SILICON CON & 99.99% BY WEIGHT				9171
280469	OTHER SILICON	6340	50473	1395	40649
280470	PHOSPHORUS	4800	59181	6590	57286
280480	ARSENIC	4059	11072		13692
280490	SELENIUM	11322	64796	8888	56921
280511	SODIUM	282	495		197
280512	CALCIUM	5990	15185		8494
280519	OTHER ALKALI METALS	1188	38113		50800
280530	RARE-EARTH METAL NS		2		
280540	MERCURY	1957	11230	959	9221
280610	HYDROGEN CHLORIDE (HCL ACID)	166	1334	31	9589

Contd.

10.11 Imports by Economic Categories (Detail)

(In Thousand Rupees)

Items		Apr., 2017	From July, 2016	Apr., 2016	From July, 2015
280620	CHLOROSULPHURIC ACID		12		
280700	SULPHURIC ACID; OLEUM	365	12918	909	2767
280800	NITRIC ACID;SULPHONITRIC ACIDS	10776	92626	16532	106321
280910	DIPHOSPHORUS PENTAOXIDE	503	12481	2175	10353
280920	PHOSPHORIC/POLPHOSPHORIC ACIDS	1470029	19421717	2518724	25224651
281000	OXIDES OF BORON;BORIC ACIDS	23883	223124	18032	230105
281111	HYDROGEN FLUORIDE		10794	924	8221
281119	OTHER INORGANIC ACIDS.	11068	93674	10230	97545
281121	CARBON DIOXIDE	332	75722		1015
281122	SILICON DIOXIDE (SILICA)	56371	607967	83734	632759
281129	OTH INORGANIC OXYGEN COMPOUNDS	3378	20563	1470	17191
281210	CHLORIDES AND CHLORIDE OXIDES		49		143
281290	OTH HALIDE/HALIDE OXIDES	843	13823		18196
281310	CARBON DISULPHIDE	1	1033		4
281390	OTH SUPHIDE OF NON-METALS	2647	5286		8375
281410	ANHYDROUS AMMONIA	406	3971		1932
281420	AMMONIA IN AQUEOUS SOLUTION	1782	19034	1749	30380
281511	SODIUM HYDROXIDE SOLID	262	98121	6696	90245
281512	SODIUM HYDROXIDE AQUEOUS SOL	15	2815	82	2830
281520	POTASSIUM HYDROXIDE (CAUSTIC)	36433	301320	32204	171405
281530	PEROXIDES OF SODIUM/POTASSIUM		4515		137
281610	HYDROXIDE/PEROXIDE OF MAGNESUM	7813	42688	2320	44853
281640	STRONTIUM,OXIDE,H-OXIDE,PEROXI	4	2938	320	5941
281700	ZINC OXIDE;ZINC PEROXIDE	42973	291101	16928	194255
281810	ARTIFICIAL CORUNDUM NOT DEFIN	6505	43688	1219	27008
281820	ALUMINIUM OXIDE O/T ARTIFICIAL	18480	239766	28584	168437
281830	ALUMINIUM HYDROXIDE	31109	366516	36458	398935
281910	CHROMIUM TRIOXIDE	40125	197175	17398	120407
281990	OTH,CHROMIUM OXIDES&HYDROXIDE	366	8440	2512	7447
282010	MANGANESE DIOXIDE	7395	34398	1492	22892
282090	OTHER, MANGANESE OXIDES		25906	1878	7869
282110	IRON OXIDES AND HYDROXIDES	77855	616211	72692	543180
282120	EARTH COLOURS	516	2798		3206
282200	COBALT OXIDE & HYDROXIDE	6819	76589	13911	86522
282300	TITANIUM OXIDES.	33996	228340	28179	241693
282410	LEAD MONOXIDE(LITHARGE,MASICOT	11279	30475	1018	37971
282490	OTHER, LEAD OXIDES	5965	6106		27809
282510	HYDRAZINE,DROXYLAMINE SALT	5575	71163	11158	86189
282520	LITHIUM OXIDE AND HYDROXIDE	529	27271		11457
282530	VANADIUM OXIDES AND HYDROXIDES	1424	13014		1303
282540	NICKEL OXIDES AND HYDROXIDES		2381		364
282560	GERMANIUM OXID/ZIRCONIUMDIOXID				151
282570	MOLYBDENIUM OXIDES/DIOXIDES		33		41
282580	ANTIMONY OXIDES	20242	66123		60126
282590	OTH INORGANIC BASE/METAL OXIDE	1061	15802	1135	10629
282619	OTHER, FLOURIDES	444	16640	543	17078
282630	SODIUM HEXAFLOROALUMINATE	32	91	212	238
282690	OTHER,COMPLEX FLUORINE SALTS	211	5717	3986	11119
282710	AMMONIUM CHLORIDE	6343	60696	8441	84296
282720	CALCIUM CHLORIDE	7055	68648	14299	96410
282731	CHLORIDES OF MAGNESIUM	6632	31619	4957	32462
282732	CHLORIDES OF ALUMINIUM	5508	22193		4521
282735	CHLORIDES OF NICKEL	267	26471	1916	26503
282739	OTHER CHLORIDES:	11646	81725	25316	124733
282741	CHLORIDE OXIDE/HYDROXIDE COPER		119		4363
282749	OTH CHLORIDE OXIDE/HYDROXIDES	3	4954		2462
282751	SODIUM POTASIAM BROMOMIDES	2593	14021	4243	10568
282759	OTH BROMIDE/BROMIDE OXIDE	4769	226935	618	130315
282760	IODIDES AND IODIDE OXIDES	25	18061	4794	21998
282810	COM CAL HYP (BLEACHING POWDER)		85	20	20

Contd.

10.11 Imports by Economic Categories (Detail)

(In Thousand Rupees)

I t e m s		Apr., 2017	From July, 2016	Apr., 2016	From July, 2015
282890	OTH HYPOCHLORITES/HYPOBROMITES	7470	59155	2295	49113
282911	CHLORATES OF SODIUM	3348	13624	3251	24567
282919	OTH CHLORATES/PERCHLORATES	45502	346676	46164	406683
282990	OTH BROMATES/PERBROMATE/IODATE	19	28882	20966	51021
283010	SODIUM SULPHIDES	92094	703496	113296	814841
283090	OTH, SULPHIDES, POLYSULPHIDES	518	1278	22	183
283110	SODIUM DITHIONITE,SULPHOXYLATE	82598	783470	55098	846397
283190	OTH DITHIONITE & SULPHOXYLATE	76479	546173	83881	505319
283210	SODIUM SULPHITES(NEUTRAL)	47120	258177	27481	263776
283220	OTHER SULPHITES	52	7504	4	9170
283230	THIOSULPHATES	611	6886	830	8787
283311	DISODIUM SULPHATE	61783	1163792	111810	1112010
283319	OTHER SODIUM SULPHATES	8001	45231	2923	19775
283321	MAGNESIUM SULPHATE(EPSOM SLATE	4272	25660	594	24129
283322	SULPHATES OF ALUMUNIUM	6566	71699	13494	76004
283324	SULPHATES OF NICKLE	12563	74666	17101	84807
283325	SULPHATES OF COPPER	15373	131107	13785	106224
283327	SULPHATES OF BARIUM	3924	64580	10255	63209
283329	OTHER SULPHATES	44860	572595	94376	791308
283330	ALUMS	48	1238	74	2102
283340	PEROXOSULPHATES(PERSULPHATES)	3769	55657	3344	46566
283410	NITRITES	2843	87052	5	64667
283421	NITRATES OF POTASSIUM	4217	34890	11265	108271
283429	OTHER, NITRATES	4541	49342	11332	93183
283510	PHOSPHINATES & PHOSPHONATES	2631	11281	768	7438
283522	PHOSPHATES OF MONO-OR DISODIUM	20178	252263	24615	202884
283524	PHOSPHATES OF POTASSIUM	7207	45623	3749	29249
283525	CALCIUM HYDROGEN-ORTHOPHOSPHAT	66278	985634	166510	965532
283526	OTH CALCIUM PHOSPHATE (PURE)	55501	410169	73237	286841
283529	OTHER, PHOSPHATES	1	22108	5936	31933
283531	SODIUM TRIPHOSPHATE	50950	598924	48697	678036
283539	OTHER, POLYPHOSPHATES	16092	331989	34150	301832
283620	DISODIUM CARBONATE NATURAL	125902	1026468	52394	898467
283630	SODIUM HYDROGEN CARBONATE	21703	165670	22577	209830
283640	POTASSIUM CARBONATE	12338	156167	12229	102635
283650	CALCIUM CARBONATE	12134	152216	16735	139212
283660	BARIUM CARBONATE	35575	160962	13205	203570
283691	LITHIUM CARBONATE		7787	792	4019
283692	STRONTIUM CARBONATE		41		28
283699	OTHER, CARBONATES	46864	500121	81834	532438
283711	CYANIDES OF SODIUM	3525	67631	4184	58100
283719	OTH CYANIDE/OXIDES		2881	28	3863
283720	COMPLEX CYANIDES	56	2319	14	1302
283911	SODIUM METASILICATES	5040	41530	2351	22008
283919	OTHER, SILICATES	3625	20830		11701
283990	OTHER, METAL SILICATE	6156	31733	3254	30206
284011	SODIUM TETRABORATE ANHYDROUS		32		30
284019	OTH DISODIUM TETRABORAT(REFINE	15569	199754	7306	216486
284020	OTHER, BORATES	2	19358		13969
284030	PEROXOBORATES (PERBORATES)		829		627
284130	SODIUM DICHROMATE	6907	170517	33142	305453
284150	OTH CHROMATE DI/PER CHROMATES	9	43725	39	14508
284161	POTASSIUM PERMAGANATE		20517		33604
284169	OTH MAGANITE MAGANATE/PERMAGAN				69
284170	MOLYBDATES	1490	4052	96	3401
284180	TUNGSTATES (WOLFRAMATES)		483		23
284190	OTH,SALT OXOMETALIC/PEROX ACID	1060	5884	553	10684
284210	DOUBLE OR COMPLEX SILICATES.	28490	197680	23105	172573
284290	OTHER SALTS OF INORGANIC ACIDS	1952	39284	775	116469
284310	COLLOIDAL PRECIOUS METALS	14	47		

Contd.

10.11 Imports by Economic Categories (Detail)

(In Thousand Rupees)

Items		Apr., 2017	From July, 2016	Apr., 2016	From July, 2015
284321	SILVER NITRATE.		2493	514	4778
284329	OTHER,SILVER COMPOUNDS	256	12698		12590
284330	GOLD COMPOUNDS.		105		25
284390	OTHER COMPOUNDS,AMALGAMS		7955	83	1952
284410	NATURAL URANIUM,ITS COMP ALLOY		1358		771
284430	URANIUM DEPLET THORIUM IT COMP				66
284440	RADIOACTIVE EL/ISOTOP COMP ALY	12729	236039	25073	183070
284590	OTH ISOTOPES & THEIR COMPOUNDS		1522		1177
284610	CERIUM COMPOUNDS.		6049	40	10714
284690	OTH RARE EARTH METAL COMPOUNDS	24	4287	5	6257
284700	HYDROGEN PEROXIDE SO-WITH UREA	10201	531180	11380	170305
284800	PHOSPHIDES,CHEMICALLY DEFINED		3615		
284910	CALCIUM CARBIDES	124023	737891	133666	545687
284920	SILICON CARBIDE	2935	27932	1310	34613
284990	OTHER CARBIDE	585	585	130	339
285000	HYDRIDE,NITRIDE,AZIDE,BRMD ETC	947	5630		12301
285210	INORG/ORGANIC COMP OF MERCURY	1668	54186	1285	49767
285290	OTH INORG/ORG COMP-MERCURY		16874	9788	19609
285300	OTH INORGANIC COPM AMALGAMS	1533	12727	79	2654
290899	OTH SULPHONATED DER OF PHENOLS	10786	95661	3949	89743
290911	DIETHYL ETHER		190		
290919	OTHER, ACYCLIC ETHER	1522	25187	3099	18231
290920	CYCLANIC,CYC ETHER HALOGEN DER	9223	17705	734	10377
290930	AROMATIC ETHER HALOGEN SULPH'T	10887	123387	2553	89132
290941	2,2-OXYDIETHANOL(DIETHYL GLYCL	197416	1034482	119996	794525
290943	MONOBUTYL ETHER,ETHYLEN GLYCOL	16681	136692	14427	139919
290944	MONOALKYL ETHER,ETHYLEN,GLYCOL	15852	321871	36282	387800
290949	OTH,ETHERS THEIR DERIVATIVES	66314	323979	23472	274833
290950	ETHER-PHENOLS,ETHERALCH PHENOL	3393	40834	483	28703
290960	ALCH PEROXID,ETH PEROXID,KETON	37903	261484	18486	236867
291010	OXIRANE (ETHYLENE OXIDE)	158	11704	3625	12684
291020	METHYLOXIRANE(PROPYLENE OXIDE)		3		
291030	1-CHLORO-2,3-EPOXYPROPANE	4514	51694	3103	61413
291090	OTH,EPOXIDE,EPOXYALCH,EPOXYPHL		7479		10922
291100	ACETAL HEM/ACETAL,OXYFUNC HEL	1484	5636	10	1248
291211	METHANE WITHOUT OTH OXYGN FUNC	52	11715		9407
291212	ETHANE WITHOUT OTH OXYGEN FUNC	208	436		846
291219	OTH,ACYCLIC ALDEHYD W/O OTHOXY	17107	116620	6974	116104
291221	BENZALDEHYDE W/O OTH OXY FUNC	313	4116		4576
291229	OTH CYCLIC ALDEHYD W/O OXY FUN	5335	42643	2261	24180
291241	VANILLIN(4-HYDROXY-3-METHOXYBZ	21495	130031	16894	99019
291242	ETHYLVANILIN(3-ETHOXY-4HYDROXY	4708	24745	3341	17731
291249	OTH ALDEHYDE-ETHER/PHENOL/OXYG	2210	6658	20463	24138
291250	CYCLIC POLYMERS OF ALDEHYES	96	96		
291260	PARAFORMALDEHYDE	3342	41801	8202	52715
291300	HALOGEN,SULPHONAT,NITRAT DERV		108	12	43
291411	ACETONE	11721	65601	8124	50212
291412	BUTANONE(METHYL ETHYL KETONE)	28436	235667	33565	293077
291413	4-METHYLPENTAN-2-ONE	2466	15773	5092	29090
291419	OTH,ACYCLIC KETONE W-OUT OXY-F	7240	9151		1380
291422	CYCLOHEXANONE,METHYLCYCLOHEXON	14619	159332	19232	111886
291423	IONONES AND METHYLIONONES	767	5163	112	2386
291429	OTH,CYCLANIC ETC W/O OTHOXYGN	466	22008	359	17748
291439	OTH,AROMATIC KETONE W/O OXYGEN	728	10003	566	4396
291440	KETONE-ALCOHOL KETONE-ALDEHYDE	6000	62955	10710	70440
291450	KETONE-PHENOL/KETONE W/O OXYGN	2246	17427	2500	21741
291469	OTHER QUINONES	5024	55439	10848	53794
291470	HALGENATDED,SULPHONATED,DERIVA	144	11439	8	1587
291899	OTH INDREMIENTS FOR PESTICIDES	53869	424560	46682	471590
291910	TRIS(2,3-DIBROMOPROPLY)PHOSPHA		307		5

Contd.

10.11 Imports by Economic Categories (Detail)

(In Thousand Rupees)

I t e m s		Apr., 2017	From July, 2016	Apr., 2016	From July, 2015
291990	OTH PHOSPHORIC ESTER/SALT/DERI	2649	55244	7245	53549
292019	OTH THIOPHOSPHORICESTERS, DERI		73		268
292090	OTH ESTER OTH INORGANIC ACID	103387	298133	41336	170109
292111	METHYLAMINE,DI/TRI & ITS SALT		30951	2354	72405
292119	OTH ACYCLIC MONOAMIN/DERV/SALT	9602	72177	4851	38544
292121	ETHYLENEDIAMINE AND ITS SALTS	5178	109734	9839	80404
292122	HEXAMETHYLENEDIAMINE/ITS SALTS		8952		3330
292129	OTH ACYCLIC POLYAMIN/DERV/SALT	2636	63805	2381	41047
292130	CY-CLANIC,LENIC LOTERPENI/SALT	9141	72420	8729	70206
292141	ANILINE AND ITS SALTS	3241	11127	152	12178
292142	ANILINE DERIVATIVES/ITS SALT	228364	715057	34435	234786
292143	TOLUIDINE/ITS DERIVATIV/SALT	11180	115548	36292	105719
292144	DIPHENYLAMINE/ITS DERIV/SALT	4	479	1175	1992
292145	1,2-NAPHTHYAMINE/ITS DERIVATE	40368	67048	2025	50517
292149	OTH,AROMATIC MONOAMIN DER/SALT	60592	720813	45121	756081
292151	O,M,P-PHENYLENE,DIAMINE SALT	188268	1033514	31541	272269
292159	OTH AROMATIC POLYAMIN DER/SALT	9115	64287	5044	85342
292211	MONOETHANOLAMINE AND ITS SALTS	33	41719	1857	48699
292212	DIETHANOLAMINE AND ITS SALTS	2085	46261	12736	68213
292213	TRIETHANOLAMINE AND ITS SALTS	11699	130464	8732	65050
292219	OTH AMINO-ALCH ETHER/ESTR/SALT	149878	1063966	142039	1154084
292221	AMINOHYDROXYNEPHLENE ACID/SALT	43885	278855	23475	212423
292229	OTH AMINO NAPTHOL/PHENOL ETHER	123649	1065108	89013	654081
292231	AMINO ALDEHYDES AMINO KETONES		14600		1468
292239	OTH AMINO ALDEHYDES	7	29049	1831	108279
292241	LYSINE/ITS ESTER SALT THEREOF	203352	1667406	224934	2197202
292242	GLUTAMIC ACID AND ITS SALTS	236397	2635785	94435	2033542
292243	ANTHRANILIC ACID AND ITS SALTS				319
292249	OTH AMINOACID/ESTER O/T OXYFUN	405679	3405249	406964	2980327
292250	AMINO-ALCHL/ACIDPHENOL/IT COMP	89026	833381	119899	1010627
292310	CHOLINE AND ITS SALTS	3511	31100	1506	25874
292320	LECITHIN/OTH PHOSPHOAMINOLIPID	18394	161205	25039	184911
292390	OTH QU-AMMONIUM SALT/HYDROXID	81643	437956	53474	383235
292419	OTH AMIDE COMP,CARBONIC ACID	70647	455797	67488	534423
292421	UREINES/DERIV/SALT THEREOF	5305	36852	1441	23977
292429	OTH CYCLIC AMIDE DERIV/SALTS	267603	1945039	266952	1990317
292511	SACCHARIN AND ITS SALTS	48630	306069	38005	287343
292519	OTH IMIDE/DERIV/SALT THROF	566	26009	1033	18592
292521	CHLOIMEFORMRD (ISO)				896
292529	DIPHENYL-GUANIDINE	46476	481941	45524	501100
292610	ACRYLONITRILE	6981	21686	3803	26740
292620	1-CYANOQUANIDINE(DICYANDIAMIDE	12588	64703	5557	46983
292690	OTH,NITRILE-FUNCTION COMPOUNDS	1280400	8952424	682603	5432020
292700	DIAZO-,AZO-/AZOXY-COMPOUNDS	31248	258142	21363	228162
292800	ORGANIC DERV,HYDRAZIN/HYDOXY	11422	98265	7906	76566
292910	ISOCYANATES W-NITROGEN FUNCTIO	577863	5769147	289942	2605154
350790	OTH ENZYMES/PREP ENZYMES	308010	2920649	222244	2211576
360200	PREP EXPLOSIVE O/T POWDER		20041		72002
381590	OTHER CATALYTIC PREPARATIONS	46178	493168	163245	808367
401039	TRANS SYS.BELT OTH 150-198 CM	14893	178948	22456	179143
401110	NEW PNEUM TYRES FOR MOTOR CARS	476021	4361279	403357	2992283
401120	NEW PNEUM TYRES FOR BUS/LORRY	2302818	22301735	2101353	20136259
401130	NEW PNEUM TYRES RUB AIRCRAFTS	25887	245691	16913	271245
401140	NEW PNEUM TYRE RUBB MOTORCYCLE	1350	25642	1180	27586
401150	NEW PNEUM TYRE RUBB BICYCLES	2352	18599	707	25327
401161	TYRE AGRICULTURE VEH/MACHINE	273557	2324940	242360	1721087
401162	TYRE INDUSTRIAL VEH=61 CMS	10	2661	180	1046
401163	TYRE INDUST/CONS VEH>61 CMS		594	529	8249
401169	OTHER TYRE HERRING BONE	47	6236		4731
401192	OTHER TYRE AGRICULTURE/MACH	443	1331		3625

Contd.

10.11 Imports by Economic Categories (Detail)

(In Thousand Rupees)

Items		Apr., 2017	From July, 2016	Apr., 2016	From July, 2015
401193	OTH TYRE INDUSTRIAL VEH=61 CM	331	28694	2084	20926
401194	OTH TYRE INDUSTRIAL VEH>61 CM	160	2013		3028
401199	OTH TYRE NEW PNEUMATIC RUBBER	109372	1076107	62037	701678
401211	RETREATED TYRES FOR MOTORCARS		159		2049
401212	RETREATED TYRE FOR BUSES/LORRY	557	1137		77
401213	RETREATED TYRE FOR AIRCRAFTS		919		10995
401219	OTHER RETREATED TYRE OF RUBBER		1439		876
401220	USED PNEUMATIC TYRES OF RUBBER		196		91
401290	OTH USED PNEUMATIC TYRE RUBBER	4297	53787	1480	32182
401310	INNER TUBES,OF MOTOR CAR/BUSES	21564	200884	10170	137256
401320	INNER TUBES FOR BICYCLES	886	17996	1072	23787
420340	OTHER CLOTHING ACCESSORIES	653	95436	11367	130505
440290	OTH WOOD CHARCOAL NOT AGGLOMER	1236	6230	1300	19033
440500	WOOD WOOL,WOOD FLOUR.		18935	891	8208
440690	OTH RAILWAY SLEEPERS OF WOOD		26272	7985	10159
440710	CONIFEROUS WOOD SPECI SAW/CHIP	343	1269		23097
440721	MAHOGANY (SWIETENIA SPP) TROP	678	1367		3194
440722	VIROLA, LMBUIA AND BALSA TROPI		49		
440725	TROPICAL WOOD DARK RED MERANTI	22480	197100	20178	298783
440726	TROPICAL WOOD WHITE LAUAN ECC	29082	267680	35932	312578
440727	SAPELLI	4222	30786	2754	9644
440729	OTH TROPICAL WOOD NON-CONF SAW	538202	4339791	529717	3862417
440791	OAK WOOD,SWAN/CHIPPED LEN WISE	1474	6361		14101
440792	BEECH WOOD SWAN/CHIPPED L/WISE	13551	100481	8009	61532
440793	OTH TROPICAL WOOD OF MAPLE		165		
440794	OTH TROPICAL WOOD OF CHERRY				705
440795	OTH TROPICAL WOOD OF ASH	99551	778336	56866	516894
440890	OTH.LAMINAT WOOD SAWN.SLICED6M	24168	192130	17685	137936
440910	WOOD CONIFEROUS SPECIES SHAPED		64		660
440921	WOOD NON-CONIFEROUS OF BAMBOO		1555	235	1002
441700	TOOLS/BODIES/HANDLE OF WOOD	1457	18302	1179	7267
441810	WINDOWS FRENCH WINDOWS & FRAME		2218	52	914
441820	DOORS FRAMES AND THERSHOLDS	18928	176642	7851	167766
441840	SHUTTERING FOR CONCRETE C/WORK	14748	36647		10789
441871	ASSE FLOOR PANEL(MOASIC FLOOR)		139		
441872	OTH MULTILAYER FLOORING PANELS		2773		83
441879	OTH ASSEMBLED FLOORING PANELS	1570	12756	111	39434
551694	W-FAB ART FIB<85%WT O/FIB PTIN	227415	1977708	524548	3458995
560121	OTH ARTICLES OF COTTON WADDING	6880	14507	262	5878
560122	OTH WADDING OF MAN-MADE FIBRES	179	5574	20	5205
560129	OTHER, WADDING ARTICLES	6303	29152	8637	34190
560600	GIMPED YARN,AND STRIP AND LIVE	53499	409849	7257	475613
560721	BINDER/BALER TWINE OF SISAL	587	13288	4187	18466
560729	OTH,TWINE,CORDAGE,ROPE&CABLE	36	20245	1544	17816
560741	BINDER/BALER TWINE OF POLYTHNE	11779	47171	11737	33152
560749	OTH TWINE,CORDAGE,ROP,CAB POLY	23389	165221	19596	127817
560750	TWINE,CORDAGE,ROPE,OTH SYN FIB	2684	69289	2309	63267
560790	OTH,TWINE,CORDAGE,ROPE & CABLE	5867	71408	6492	65871
560811	FISHING NETS MAN-MADE TEX MAT	32812	337457	35290	389806
560819	OTH, MADE UP NETS OF TEX MAT	20686	150532	14429	162433
560890	OTH,NOTTED NETS/NETTING ROPE	4271	44816	7814	68842
591000	TRANSMISON CONYOR BELT TEX MAT	12281	106263	29892	154429
591110	TEX FAB,FELT & FELT-LINED FAB.	13630	206949	18863	203095
591120	BOLTING CLOTH,WHET/NOT MADE UP	5025	53086	7792	42849
591131	TEX FAB & FELTS,< 650G/SQM .	1601	69596	3662	54633
591132	TEX FAB & FELTS,>O650G/SQM .	45486	253821	17803	255731
591140	STRAINING CLOTH USEDOIL PRESS		5274	130	3903
670490	WIGS,BEARD,EYE-BROW OF OTH MAT	491	2201	205	1954
680100	ARTICLE OF STONE PLAS CEMET		1102		7
680210	TILES CUBES AND SIMILAR ARTICL		102	32	93

Contd.

10.11 Imports by Economic Categories (Detail)

(In Thousand Rupees)

Items		Apr., 2017	From July, 2016	Apr., 2016	From July, 2015
680221	OTH MONUMENTAL BUILD STONE/ART	24430	269211	35613	325211
680223	GRANITE	77889	758299	69405	1112738
680229	OTHER STONE		640	67	972
680291	OTH MARBL TRAVERTIN&ALABASTER	22396	51971	106	10992
680292	OTHER CALCAREOUS STONE				163
680293	OTHER GRANITE	60301	196180	527	6984
680299	OTHER STONE	286	64691	37	8765
680690	OTH ARTICLE OF HEAT INSULATING	12024	208697	2498	68002
680710	ARTICLE OF ASPHALT IN ROLL	3630	58490	3364	20375
680790	OTH ARTICLE OF ASPHALT MATERL	1495	7939		2334
681099	OTH ARTICLE OF CEMENT	1171	63735	3175	20315
681140	ARTICLES CONTAINING ASBESTOS		47		138
681181	CORRUGATED SHT NOT CON ASBESTO	1094	3903	5884	6466
681182	O-SHT,PANEL,TILES,NOT CON ASBE	13112	136077	5331	131497
681599	OTH ARTICLE OF STONE OTH MINRL	7756	70958	1861	42189
690100	BRICK , TILE OF SILI FOSSIL	104	615	28	4415
690210	REF BRICK,TILE>50%MG,CA	59891	1013909	104423	889785
690220	CERAMIC>50%SILICA,ALUM	27663	521024	3660	371544
690390	OTH REFRACTORY CERAMIC GOODS	21607	190176	12162	102006
690490	OTH C/FLOORING BLOCKS F/TILE		10547	1394	14986
690510	ROOFING TILES		256	955	6771
690590	OTH CHIMNEY-POTS,COWLS,ETC.	90	27606		121
690600	CERAMIC PIPES CONDUITS&FITING	110	576		
690710	TILES CUBES ETC W/N RECT<7CM	1143	20400	9279	40884
690790	OTH,UNGLAZED CERAMICS	161364	2876936	466712	3828912
690810	TILES CUBES AND SIMILAR ARTICL		207836	14187	298309
691490	OTH CERAMIC ARTICLES O/TH PORN	3049	74006	494	18594
700100	CULLET AND OTH WAST&SCRAP,GLAS	80	277		4139
700210	BALLS IN GLASS UNWORKED	1504	30734		21786
700220	RODS IN GLASS UNWORKED		1		
700231	TUBE,FUSED QUARTZ/SILICA,UNWOR		17	234	234
700232	TUBE OF OTH GLASS UNWORKED	3511	11530		3071
700239	OTHER, TUBES IN GLASS	59565	521002	34781	496226
700312	NON-WIRED SHEETS COLOURED,FLAS	27274	152107	12258	133330
700319	OTH NON WIRED SHEETS OF GLASS	4920	131333	8341	70717
700320	WIRED SHEETS GLASS		7154	1463	10351
700330	PROFILES OF GLASS				3054
700420	GLASS COLOURED OPACIFIED FLASH		34793	154	676
700490	OTHER GLASS	4241	63382	15990	60689
700510	NON-WIRED GLASS HAVE ABSORBENT	16441	232967	29931	235000
700521	NON-WIRED GLASS COLOURED,OP/FE	21964	187156	9964	132097
700529	OTHER, NON-WIRED GLASS	31864	142527	30038	199707
700600	GLASS BENT, EDGE-H-70.03,04,05	34041	158391	3025	160696
700711	THOUGHENED SAFTY GLASS FOR VES	20319	338962	22808	237998
700719	OTH THOUGHENED SAFTY GLASS	60004	276965	33698	281305
700721	LAMINATED SAFTY GLASS VEH/VESL	3179	73132	9164	104886
700729	OTHER, LIMINATED SAFETY GLASS	39619	230941	20258	97399
701090	OTH CARBOYS BOTT,FLASK,JAR,POT	117868	1104223	78818	752446
701110	FOR ELECTRIC LIGHTING	6912	50098	3956	77958
701120	FOR CATHODE-RAY TUBES		190		
701400	SIGNALLING GL-WARE,OPTCAL ELEM	651	8011	227	9787
701510	GLASS FOR CORRECTIVE SPECTACLE		539		1603
701610	GLASS CUBES/OTH SMALLWARE		34739	864	41520
701919	OTH YARN OF GLASS FIBRE/THREAD	5382	45755	4935	33540
701931	GLASS MATS	26916	374255	45632	374424
701932	THIN SHEETS (VOILES)	80300	611511	58694	485537
701959	OTH WOVEN FABRICS	2487	40066	5320	33312
710210	UNSORTED, (ROUGH) DIAMONDS		1665		3902
710490	OTH SYN/RECONSTI SEM/PRE STONE	36	9259		16856
711890	OTHER COIN	121	17181		3728

Contd.

10.11 Imports by Economic Categories (Detail)

(In Thousand Rupees)

Items		Apr., 2017	From July, 2016	Apr., 2016	From July, 2015
720110	NON-ALLOY PIG IRON<0.5% PHOSP	161203	1015242	70188	855751
720120	NON-ALLOY PIG IRON>0.5% PHOSP		149		1496
720211	FERRO-MANGANESE CONT 2% CARBON	67125	658894	96303	676495
720219	OTH FERRO-MANGANESE	6319	27234	4560	31677
720221	FERRO-SLICON CONT >55% SILICON	29281	365738	27862	341923
720229	OTH FERRO-SILICON	14852	157907	15599	107608
720230	FERRO-SILICO-MANGANESE	309815	2131738	154666	1654108
720241	FERRO-CHROMIUM CONT >4% CARBON	2977	24287	5625	23037
720249	OTH FERRO-CHROMIUM	1068	7758	458	18036
720250	FERRO-SILICO-CHROMIUM		1473		
720270	FERRO-MOLYBDENUM		8901		9168
720280	FERRO-TUNGSTEN&FERRO-SIL-TUNGS	73	2035	698	2935
720291	FERRO-TITANIUM/FERO-SILI TITAN	96	618	112	404
720292	FERRO-VANADIUM		1118	112	507
720293	FERRO-NIOBIUM	73	1059	550	1481
720299	OTHER FERRO-ALLOYS		1196	1877	5435
720310	FEROUS PROD BY DIR RUD IRONORE		21		
720390	OTH FERROUS PRODUCTS		142		
720410	WASTE/SCRAP OF CAST IRON	47038	209237	27884	144931
720421	WASTE/SCRAP OF STAINLESS STEEL	11587	266908	24364	329656
720429	WASTE/SCRAP OF OTH ALLOY STEEL	107	1484		6313
720430	WASTE/SCRAP TINNED IRON/STL	254076	2588594	211253	3283737
720441	TURNING,SHAVING,MILLING WASTE	4735623	33629593	3975736	37499422
720449	OTHER FERROUS WASTE AND SCRAP	7038020	55709370	5645958	49516823
720450	REMelTING SCRAP INGOTS	1308	32687		17220
720510	GRANULES OF PIG IRON	5013	52065	3864	62604
720521	POWDERS OF ALLOY STEEL	65	65		
720529	OTH POWDER PIG IRON&SP IRON/ST	4367	36304	10320	58293
720610	INGOTS OF IRON ON STEEL.		11659		
720690	OTH PRIM FORM (EXCL H-72.03)		460		61
720711	CONT 0.25% CARBON,IRON/N-ALY/S	41085	242057	56	2187638
720712	OTH RECTANGULAR CROSS SECT I/S	28719	146454	23448	50666
720719	OTH SEMI/FIN PROD IRON/N-A.STL		35068		300178
721790	OTH WIRE OF IRON/NON-ALOY-STEEL	43867	298814	17292	251604
721810	INGOTS & OTH PRI FORM ST/STEEL		706		424
722300	WIRE OF STAINLESS STEEL	16038	181647	22367	145002
722410	INGOTS OTH PRI-FORM OTH A/STEL		926		2948
732599	OTH CAST ARTI OF I/S NES	52563	355808	74318	385338
732611	GRIND BALL&SIMI ARTI FOR MILLS		8574	42	273
732690	OTH ARTICLES OF IRON & STEEL	719183	5749652	262404	3504797
740100	CEMENT COPPER (PRECIPITATED)				1608
740200	UN-REFINED CODDER, COPP ANODES		965	2990	4184
740311	REFIND COPPER,CATHODES&SECTIN	827639	8104821	636748	7573042
740312	REFINED COPPER WIRE-BARS		14456		13
740319	OTHER, REFINED COPPER	2748	21175	3497	19027
740321	COPPER-ZINC BASE ALLOYS(BRASS)		4545	116	15528
740322	COPPER-TIN BASE ALLOY (BRONZE)	47	21125		19204
740329	OTH COPPER ALLOYS(O/T H-74.05)	296	14370	1577	10057
740400	COPPER WASTE AND SCRAP	106322	1027817	126283	758524
741999	OTHER, ARTICLES OF COPPER	4081	57060	2128	27425
750210	NICKEL, NOT ALLOYED	54109	770126	70764	781613
750220	NICKEL ALLOYS	76	1189	616	2456
750890	OTHER, ARTICLES OF NICKLES	56566	593092	192362	739847
760110	ALUMINIUM, NOT ALLOYED	413260	4780666	614018	5143944
760120	ALUMINIUM ALLOYS	197454	2772609	367193	3098506
761699	OTHER,ARTICLES OF ALUMINUM	30851	715721	35000	1106592
780110	REFINED UN-WROUGHT LEAD	1102838	8469082	676506	7573771
780191	OTH UNWROUGHT LEAD CON ANTIMON	12412	68607	11247	67202
780199	OTH UNREFIND LEAD&LEAD ALLOYED	34121	259588	18821	164442
780600	OTHER ARTICLES OF LEAD.	206	18117	2663	42154

Contd.

10.11 Imports by Economic Categories (Detail)

(In Thousand Rupees)

Items		Apr., 2017	From July, 2016	Apr., 2016	From July, 2015
790111	ZINC NOT ALLOYED WT= \geq 99.99%	142761	1751235	185229	1833809
790112	ZINC NOT ALLOYED WT < 99.99%		10168	63384	1050075
790120	ZINC ALLOYS	92433	1034688	52329	541856
790700	OTHER ARTICLES OF ZINC.	19006	123472	12761	116054
800110	TIN, NOT ALLOYED	56203	450845	22437	301089
800120	TIN ALLOYS		9581		3323
800700	OTHER ARTICLES OF TIN		2675	53	54162
810110	TUNGSTEN POWDERS			58	58
810196	OTHER WIRE OF TUNGSTEN		15468	3427	11689
810199	OTHER ARTICLES OF TUNGSTEN		1216	56	1655
810296	OTHER MOLYBDENUM WIRE	316	2760	254	2818
810390	OTH TANTALUM&ARTICLES THEREOF		546		5088
810411	UNWROUGHT MAGNESIUM BY WT99.8%	5283	21672	400	15477
810419	OTH ARTICL UNWROUHT MAGNESIUM	8	251	17613	26170
810490	OTHER ARTICLE OF MAGNESIUM		8182		2287
810520	COBALT MATTES& OTH PRODUCTS	32258	115852	9871	59641
810590	OTH INTERMEDIATE PRO OF COBALT	568	3965	545	3075
810600	BISMUTH&ARTICL INCL WASTE,SCRAP		174		1899
810720	UNWROUGHT CADMIUM POWDER				2353
810790	OTH CADMIUM,WROUGHT & ARTICLES		1678	320	3199
810890	OTH TITANIUM WROUGHT&ARTICLES	1220	60742	17850	50183
810990	OTH ZIRCONIUM AND ARTICLES	2418	27064		2995
811010	UNWROUGHT ANTIMONY POWDER	91084	758913	39725	491498
811090	OTH ANTIMONY ART INCL W/SCRAP	12298	12636		885
811100	MANGANES&ARTCL INC WASTE&SCRAP	2440	23939		5595
811221	CHROMIUM UNWROUGHT POWDER	66	498	382	1056
811229	OTH UNWROUG CHROMIUM INCL WAST		7798	101	504
811299	OTH BASE METAL UNWROUGH&ARTICL		28		170
961900	SANITARY TOWEL&TAMPON&SIMILAR	705134	9843573	612424	11384513
3. CAPITAL GOODS TOTAL		172062004	1563175785	141234031*	1199792062
010611	MAMMALS		30		100
010612	WHALES, DOLPHINES & PERPOISES		5687		
010619	OTHER MAMMALS	74	10376	1943	18256
010620	RAPTILES (INCL.SNAKES&TURTLES)				443
010631	BIRDS OF PREY	184	2280	315	1606
010632	PSITTACIFORMES(INCL.PARROTS)	6288	70267	6062	75611
010633	OSTRICHES,EMUS(DROMAIUSNOVAEH)		648		553
010639	OTHER BIRDS	1995	19861	89	1611
010641	INSECTS	318	19007		8600
010690	OTHER LIVES ANIMALS	1708	20440	5428	23814
621790	PARTS OF GAR/CLOTH ACCESSORI	59	5191	722	5716
680300	WORKED SLATE/ARTICLE OF SLATE	141	224		219
680410	MILL STONE AND GRIND STON MIL	16580	196612	9280	175571
680421	OTH MILLSTONE OF AGGLOMER SYNT	10462	92469	4777	76328
680422	MILL STONE AND GRIND STONE/OTH	151706	1150172	74258	925362
680423	OTH MILLSTONE OF NATURAL STONE	5605	44940	2490	35680
680430	HAND SHARPENING POLISH STONE	3379	54665	6225	30939
680510	BASE OF WOVEN TEXTILE FABRICS	46263	369287	54329	409410
680520	ON BASE OF PAPER OR PAPERBOARD	22977	262165	28879	226425
680530	ON BASE OF OTHER MATERIALS	13279	202521	25254	290886
680610	SLAG WOOL ROCKWOOL MINERAL WOL	25837	414388	13902	100309
680620	EXFOLIATED VERMICULITE EXPEND	1747	10867	618	6368
680800	PANELS,BOARDS,TILES BLOCKS ETC	122	22601	3579	28788
680911	BOARDS,SHEETS,PANELS,TILES ETC	13259	144845	10849	103884
680919	OTH BOARDS,SHEETS,PANELS OF PL	2751	12728		21583
680990	OTH ARTICLE OF PLASTICS	95	3973	213	2728

Contd.

10.11 Imports by Economic Categories (Detail)

(In Thousand Rupees)

Items		Apr., 2017	From July, 2016	Apr., 2016	From July, 2015
681011	BUILD BLOCK,BRICK OF CEMENT		5475		195
681019	OTH ARTICLE TILE,FLAGSTONE ETC	6129	44105	8634	41656
681091	PREFABRICAT STRUCTURAL COMPONT		573		2687
681189	OTH ARTICLES NOT CON ASBESTOES	12007	23785	480	1778
681291	CLOTHING ACCE OF ASBESTOES FIB		2349	31	612
681292	PAPER MILLBOARDFELT ASBET FIBR		37		44
681293	COMPRESSD ASBESTOS FIB JOINING	10719	106850	13955	94656
681299	O-ARTI OF FABRICA ASBESTOS FIB	362	18314	3122	25084
681320	FRICTION MATERIA CON ASBESTOES	24000	188586	21877	177765
681381	BRAKE LININGS&PADS VEH-H-8711	57649	440527	53720	468005
681389	O-BRAKE LINE&PADS NOT CON ASBE	7462	32510	7734	27820
681410	PLATES,SHEETS STRIPS OF AGLOM	1910	11074	1812	7226
681490	OTH, ARTICLES OF MICA	42	2934	51	6055
681510	NON ELETICAL OF GRAPHITE	22109	141545	21128	162958
681520	ARTICLE OF PEAT OTH ARTICLE	584	1476	54	1183
690290	OTH REFERECTORY BRIK/BLOK TILE	35270	151388	12688	69227
690310	CERAMIC CON>50% GRAPHITE,CARB	16565	111657	10892	69009
690320	COLD TUNDISH LINING SLIDE GATE	21445	157010	12828	192493
690890	OTH GLAZED CERAMICS WALLTILES	733154	10563979	1001462	9966358
690911	LAB CERM WARE PORCELAIN/CHINA	8	3955	154	3074
690912	LAB CERM WARE HARD>9 MOH.SCALE	1247	4552		21208
690919	LAB CERAMIC WARE CHM/TECH USE	4498	46546	546	51985
690990	OTH CERAMIC WARES AND SIMILARS	998	2264	2950	6206
691010	CERAMIC SINK,ETC.FIXT PORCELIN	88723	647644	45917	623456
691390	OTH STATUTTES, ORNAMENT	102	4011		4075
691410	OTH CERAMIC ARTICLES OF PORCEL		516		14
710700	BASE METALS CLAD WITH SILVER		49		20
710812	OTH UNWROUGH(GOLD)NON-MONTERY	287388	1533615	215589	2252397
710820	MONETARY (GOLD)	17765	49668		42717
711100	BASE-M-SILVER/GOLD,CLAD PLTNM		18		
711230	ASH CONTAINING PRECIOSUS METAL				155
711810	COIN (O/T GOLD),NOT LEGAL TEND		26		3
720720	CONT 0.25% MORE OF CARBON I/ST		48188	71	159766
720810	COILS, I/N-A-STEL-HOT ROLLED	53015	330245	62479	352189
720825	OTH C-HR-I/N-A-STL TH>4.75 MM	1981	35627	9605	60675
720826	OTH C-HR-I/N-A-STLTH=3-4.75MM	7125	68065	40830	143013
720827	OTH C-HR-I/N-A-STL TH<3 MM	13507	43145	3104	51823
720836	OTH C-HR-I/N-A-STL TH>10 MM	48049	385690	225397	390160
720837	OTH C-HR-I/N-A-STL TH4.75-10MM		250257	22594	392302
720838	OTH C-HR-I/N-A-STL TH 3-4.75MM		603963		481725
720839	OTH C-HR-I/N-A-STL TH<3 MM	3678337	26967744	1932191	18664019
720840	NOT IN COIL I/S H-ROL W/PATERN		304463		508532
720851	OTH N/COIL I/S H-ROL TH>10 MM	19475	537101	108265	854059
720852	OTH N/COIL I/S H-ROLTH>4.75-10	19736	156540	15756	146279
720853	OTH N/COIL I/S H-ROL TH>3-4.75	21282	119348	3207	74560
720854	OTH C-HR-I/N-A-STL TH<3 MM	19123	109178	6119	109046
720890	OTH FLT-ROL PROD IRON WD>600MM	32834	464927	163473	896487
720915	IN COIL I/S C-ROL TH 3MM/MORE	27724	302981	32259	488610
720916	IN COIL I/S C-ROL TH > 1 < 3MM	470034	4750119	1113012	6174908
720917	IN COIL I/S C-ROL TH>0.5-1MM	62557	3008499	489920	3205484
720918	IN COIL I/S C-ROL TH > 0.5 MM	298878	1613362	143289	1930364
720925	NOT IN COIL I/S C-ROL TH 3MM/>		5570	2244	39316
720926	NOT IN COIL I/S C-ROL TH>1M<3M	34347	520189	52524	892989
720927	C-ROL I/S TH 0.5 MM TO 1MM	147959	1656068	180813	1931124
720928	NOT IN COIL I/S C-ROL TH<0.5MM	16081	67528	8238	42518
720990	OTH FLT ROL PROD I/S WD>600MM	76576	549050	126710	650235
721011	I/STL PLAT/COAT TIN TH-0.5MM/>	27	11136	3981	13894
721012	I/STL PLAT/COAT TIN<0.5MM	329952	3086826	215566	1909549
721020	IR/STL PLAT/COAT WITH LEAD		193		3859
721030	ELECTROLYTICALLY PLAT/COAT ZIN	365865	3676648	319903	3442214

Contd.

10.11 Imports by Economic Categories (Detail)

(In Thousand Rupees)

Items		Apr., 2017	From July, 2016	Apr., 2016	From July, 2015
721041	COR F-R PROD I/S ZINC COAT600		62024	2731	27812
721049	OTH F-R PROD I/S COAT ZINC>600	1169836	13419116	1121507	14994838
721050	F-ROL I/ST COAT CHROMIUM OXIDE	73570	475478	65822	383427
721061	I/S PL/COT ALUMINIUM ZINC ALLY	90413	506716	49225	413213
721069	OTH F-ROL PROD I/S PL/COT ALUM		39626		33019
721070	FR I/S PAINT/VARN, COATED PLAS	702602	4772563	369092	2695541
721090	OTH F-ROL PRD I/NA-ST CLD,COAT	26669	228297	12930	69203
721113	ROLL 4 FACE I/ST TH<4M WD>150M	37098	266257		88
721114	OTH F-ROLL I/S WD<600MMTH>4.75	21408	346239	12473	155840
721119	OTH F-ROLL I/S WD <600MM-CR	1550066	4131005	25988	125737
721123	F.ROL I/ST CR WT<0.25% CARBON	1824	40331		40579
721129	OTH F-ROL PROD C/ROL WD<600MM	4722	52949	20985	110485
721190	OTH F-ROL PROD I/STL WD<600MM	143210	1339349	90642	667257
721210	F-ROL PROD I/NA STL PLATE/COAT		109		1992
721220	I/S ELECTROLYCAL PL/CT W/ZINC	9947	144208	17478	136918
721230	I/STEEL OTH WISE PL/CT W/ZINC	509	117072	107	36464
721240	I/STEEL PAIN/VABNI/COT W/PLAST		11027	1413	13390
721250	I/STEEL OTHWISE PLATED/COATED	8166	35857	898	48850
721310	BARS/RODS HOT/ROL I/S,CON RIBS	25923	120270	11105	58432
721320	BARS/RODS HOT/ROL FREE-CUT STL		7972		302
721391	OTH CIRCULAR C/SEC <14 MM DIA	449403	3328026	568072	5378766
721399	OTH BAR/ROD H-ROL IRR-WND-COIL	15084	258630	29725	235579
721410	BAR/RODS IRON NA STEEL FORGED	3189	178075	114691	361242
721420	BAR/ROD I/S CON RIBS GROOVES	48294	3837617	142565	1496101
721430	OTH BAR/RODS OT/THAN HEAD72.13	4514	41635	1682	34547
721491	OTH BAR/ROD I/S RETANGULAR C/S		15008		62005
721499	OTH BAR/ROD I/S O/THN H-72.13	187412	1140598		7083
721510	BARS/RODS FREE CUT STEEL COLD	13152	81998	2892	86545
721550	OTH BAR,ROD COLD-FORMED OF I/S	3713	21600	2042	24452
721590	OTH BAR/RODS,OTH NONALLOY STEL	1008	48287	1534	33671
721610	U,I,H SECTIONS H-ROL HIGH<80MM	705	12278	289	3424
721621	L SEC H/ROL HT<80 MM 1/NA STEL	529	35239	6253	15904
721622	T SEC H/ROL HT<80 MM 1/NA STEL			279	3173
721631	U,I OR H SEC H-ROL HT 80M 1/ST	3777	314092	73043	996519
721632	I SECTION	58618	639794	47275	515638
721633	H SECTION	36711	410252	79160	485403
721640	L&T SEC H-ROL HT 80MM OR MORE	9360	32414		17863
721650	OTH ANGLE/SHAPE SEC HOT H/ROL	61	5478	5449	96350
721661	ANGLE/SHAPE SEC COLD/ROLL		2048		173
721669	OTH ANGLE/SHAPE SEC I/S C-ROLL	9505	15415	148	543
721691	OTH C/FORM I/ST FLAT ROL PROD		90		1298
721699	OTH ANGLE/SHAPE SEC IRON/STEEL	3192	33056	2807	63845
721710	WIRE OF I/S NOT PLATED/COATED	10770	62909	20026	235705
721720	WIRE OF I/S PLATED/COAT W/ZINC	9382	134173	8476	159402
721730	WIRE I/S PLATED/COAT W/O B-MTL	49314	412932	29119	415180
721899	OTH SEMI-FINISHED PRO ST/STEEL		8157	70	15643
721911	F/ROL PROD ST/STEEL HR TH>10MM	8688	13498	167	8261
721912	COILS ST/STEL-HR TH>4.75-10MM	250	31696		9833
721913	COILS ST/STEL-HR TH>3MM-4.75MM		3275		3076
721914	COILS ST/STEL-HR TH>3MM		23616	2315	34498
721921	COILS ST/STEL-HR TH>10MM	8168	79289	279	28450
721922	COILS ST/STEL-HR TH>4.75-10MM	1295	331610		15722
721923	COILS ST/STEL-HR TH>3MM<4.75MM		16270	2412	30794
721924	COILS ST/STEL-HR TH>3MM	5657	27524		12685
721931	COILS ST/STEL-CR-TH >4.75 MM	10656	106116	20681	140462
721932	COILS ST/STEL-CR-TH>3MM-4.75MM	22341	112200	6612	179748
721933	COILS ST/STEL-CR-TH >1MM <3MM	88545	1115795	104169	1023115
721934	COILS ST/STEL-CR-TH>0.5MM<1MM	93787	874400	47693	640574
721935	COILS ST/STEL-CR-TH >0.5MM	221320	1943227	169877	2209996
721990	OTH F/ROL PROD ST/ST WD>600 MM	467335	5029188	417975	4193035

Contd.

10.11 Imports by Economic Categories (Detail)

(In Thousand Rupees)

Items		Apr., 2017	From July, 2016	Apr., 2016	From July, 2015
722011	F-ROL ST/STEEL H-ROL TH>4.75MM	250	14034		3004
722012	F-ROL ST/STEEL H-ROL TH<4.75MM	337	26397	5548	13331
722020	COILS ST/STEEL H.ROLLTH <600MM	57935	298789	61528	424774
722090	OTH F/ROL PROD,ST/ST WD <600MM	1962	93923	8672	85990
722100	BAR/RODS H/ROL IN COIL ST/STEL		967		2522
722211	BAR/ROD ST/ST NFW H/ROL CC/SEC	22470	178152	13082	239322
722219	OTH BAR/ROD ST/ST NFW HOT/DRWN	1478	40138	1664	40406
722220	BAR/ROD ST/ST NFW C/FOR,C/FIN	12708	67367	6511	60677
722230	OTH BAR/ROD OF STAINLESS STEEL	28085	297865	36222	244479
722240	ANGLE/SHAPES&SECTION ST/STEEL	7371	91439	6160	66517
722490	OTH SEMI-FIN PROD OTH A/STEEL	61046	1335739	269477	4509389
722511	GRAIN-ORIENTED SIL-ELEC-STEEL	222683	2030477	343247	2785173
722519	OTH F/ROL PROD SIL-ELEC-STEEL	145467	740081	129765	845084
722530	OTH NFW HOT/ROLLED IN COILS	4293784	30217644	5712098	29142434
722540	OTH NFW HOT/ROLLED NOT IN COIL	541900	3344812	176450	1839632
722550	OTH ALLOY STEEL NOT WORK(RDUC)		171		69316
722592	FLATROLLED PROD O/W ZINC PLATE	613	5985	250	2822
722599	OTH F/ROL PROD OTH ALLOY STEEL	531	89939	25171	896403
722611	GRAIN-ORIENTED SILICON ELEC ST	12052	72951	16671	343313
722619	OTH FLAT ROLLPROD SILICON E/S		6406		
722691	OTH FLATROL PROD NETWORK HOT/R	1627	20313	863	6616
722692	OTH F/ROLL PROD NETWORK COLD/R	35803	277267	19492	186471
722699	OTH F/ROL PROD OTH ALLOY STEEL	4337	237373	116	33365
722710	BAR/ROD OF HIGH SPEED STEEL				30969
722720	BAR/ROD OF SILICO-MAG STEEL		8619	50473	289004
722790	OTH BAR/ROD H/ROLL W/COIL A/ST	362606	4030350	183831	2888210
722810	BAR/RODS OF HIGH SPEED STEEL		4540		6365
722820	BAR/RODS OF SILICO-MAG STEEL	24996	36317	2312	25403
722830	OTH BAR/ROD HOT ROLLED	3915	1952016	1030455	6190682
722840	OTH BAR/ROD NOWORK FORGED		25294	7502	41675
722850	OTH BAR/ROD NOWORK C/FOR,C/F	1080	56152	3774	55514
722860	OTH BAR/ROD ALLOY STEEL NES	81435	367586	5501	349710
722870	ANGLES, SHAPES AND SECTIONS		665720	71825	331537
722880	HOLLOW DRILL BARS AND RODS	686	3575		4831
722920	WIRE OTH ALLOY STEL SILICOMANG		2024		168
722990	OTH,WIRE OF OTHER ALLOY STEEL	10976	105628	6097	95937
730110	SHEET PILING IRON AND STEEL	10516	66684		127048
730120	ANGLE SHAPES & SECTIONS OF I/S	869	9865	6616	26683
730210	RAILS OF IRON AND STEEL	499882	5157723	60763	240981
730230	SWITCH BLADE, CROSS-FROG P/ROD	62	31030		372
730240	FISH-PLATES AND SOLE PLATES	510	7889	92	3066
730290	OTHER MATERIALS JOINTING RAILS	4189	19457	3169	111622
730300	TUBE/PIPE,HOLLOW PROFILE C/IRON	26328	59045	355	77659
730411	L.P FOR OIL&GAS S-STL SEAMLESS	59920	164517	121665	255557
730419	OTH LINE PIPE I/S FOR OIL&GAS	132915	1070092	611856	2024410
730422	DRILL PIPE S-STL DRILL OIL/GAS		194		811
730423	OTH DRILL PIPE I/S FOR OIL&GAS	212236	3408276	146084	3778601
730424	OTHER PIPE OF STAINLESS STEEL	2239	1336463	403476	614601
730429	OTH CASING,TUBING I/S-OIL/GAS	481178	3296802	31806	2444184
730431	O- COLD-ROLLRD C.C.SEC I/N.A.S	56971	597553	55625	236419
730439	OTH CROSS SECTION OF N.A-STEEL	71387	1614622	135751	1809451
730441	COLD ROLD CR-SEC OF STAIN-STL	12599	175668	6748	106039
730449	OTH CROSS SECTION OF STAIN-STL	25335	429542	22927	487269
730451	O-C.C.SEC COLD ROL(ALLOY-STL)		12376		7579
730459	O-CIR CROSS SEC OF (ALLOY-STL)	29873	1937604	5702	111947
730490	O-TUBE PIPE/HOLLOW -PRO SEAMLE	24155	481303	77542	579293
730511	LINE PIPE USED OIL/GAS WELDED	5123	15495	5810	34840
730512	OTH LINE PIPE USED OIL GAS WLD		5020		7008
730519	OTH LINE PIPE USED OIL/GAS P/L	1650	3679454	1932506	7608632
730520	CASING FOR DRILLING,OIL/GAS			18440	18440

Contd.

10.11 Imports by Economic Categories (Detail)

(In Thousand Rupees)

Items		Apr., 2017	From July, 2016	Apr., 2016	From July, 2015
730531	OTHER, LONGITUDINALLY WELDED	861	135289		136009
730539	OTHER, WELDED TUBES AND PIPES	18994	128611		1062
730590	OTHER, TUBES AND PIPES	160	94819	84	315892
730611	L.P-WELDED OF STA-STL(OIL/GAS)		2505	1138	74641
730619	OTH-LINE PIPE O/G PIPELINE I/S	74712	901727	12894	598394
730621	CAS/TUB WELDED LINE PIPE STA-S		23677		290
730629	O-CASING/TUB LINE PIPE O/G I/S	593	39147	87057	94325
730630	COPPER COAT MILD STL TUB-8.5MM	52160	804877	33650	514641
730640	O-WELDED C.C.SEC OF STAIN-STL	71543	1214031	160407	1724953
730650	O-WELDED C.C.SEC NON ALLOY-STL	35348	237681	29937	394223
730661	O-TUBE,PIPE WELD SQUARE C-SEC	36239	247563	47314	414062
730669	TUBE/PIPE WELD OF OTH C.C-SEC		274		
730690	OTH TUBE PIPE HW-PROFILR I/STL	91929	346320	30647	551668
730711	CAST FIT N-MALLEABLE CAST-IRON	1802	107053	44311	190266
730719	OTHER, CAST FITTINGS	27254	433616	31221	553589
730721	FLANGES, OF STAINLESS STEEL	17317	122162	58000	184828
730722	THREADED ELBO,BEND,SLV S/STEEL	5041	62873	6089	38293
730723	BUTT WELDING FITTING STAINSTEL		26115	2540	35995
730729	OTH TUBE,PIP FITTING STAINSTEL	101423	628248	55792	737544
730791	FLANGE AIR-P AGRI-TRACTOR<=80H	17110	277033	52841	367666
730792	THREAD ELBO,BEND/SLV IRN/STEEL	21004	300126	82037	272164
730793	BUTT WLEDING FITTING IRON/STEL	15630	335473	20800	227140
730799	OTH TUBE,PIP FIT IRN/STEL NEC	271336	2116670	233469	2083142
730810	BRIDGES AND BRIDGE-SECTIONS	54101	359179		17131
730820	TOWERS AND LATTICE MASTS	1199966	6225464	348172	3789239
730830	DOR,WIN/Frames,TH-HOLD,FORDORS	101969	901399	22836	269102
730840	EQUIP SC-FOLD SHUT PROP PITPRO	25113	524745	93287	470496
731100	CONT COMPRESSED/LIQUID GAS IR/S	53409	749583	134008	878194
731210	STANDARD WIRE ROPES AND CABLES	108963	943512	128297	922869
731290	OTH WIRE,ROPE,CABLE,SLINGS I/S	2967	119734	5962	111858
731300	BRABED WIRE OF I/S TNIS HOOP	9632	100092	19932	110032
731412	ENDLESS BAND MACH STEL W-CLOTH	55	8488	557	9601
731414	OTH WOVEN CLOTH OF STAIN STEEL	267	34437	377	47943
731419	STEEL CORD FABRIC LIN MNF TYRE	19839	52637	10805	34174
731420	GRIL NET FENC W/LD D=3MM MS100	5946	33311	29	10524
731431	OTH GRL NEW FENC/WLED COTD ZNC		9441		713
731439	OTH GRL NET FENCING AT INTSEC	5283	11566	224	9259
731441	OTH CLO GRL NET FENC PL/COT ZN	15746	158645	15434	112475
731442	OTH CLO GRL NET FENC PL/COT PL		8052	1570	9854
731449	OTH CLO GRL NET /FENFING	19511	270794	26710	303708
731450	EXPANDED METAL OF IRON OR STEL		14802		3883
731511	ARTICULATED LINK ROLLER CHAIN	124515	930660	67296	821165
731512	OTHER CHAIN, ARTICULATED LINK	39617	268074	30515	248111
731519	PARTS, ARTICULATED LINK CHAIN	28629	182168	21044	199294
731520	SKID CHAIN	250	1664		3431
731581	STUD LINK		6223		4925
731582	OTHER, WELDED LINK	45	27427	648	48159
731589	OTHER CHAIN,	4368	26384	1828	26967
731590	OTHER PARTS OF CHAIN	8442	24527	1528	18387
731600	ANCHORS,GARPNELS PARTS IRON/ST	35388	130888	14291	127200
731700	NAILS,TAKES,DRAWING PINS IR/ST	48734	431948	42833	287263
731811	COACH SCREW I/S THREADED	39	9365	23	10223
731812	OTH WOOD SCREW I/S THREADED	604	22957	3461	29615
731813	SCREW HOOKS,SCREW RING RVT I/S	194	2723	299	2772
731814	SELF-TAPPING SCEWS, THREADED	6819	73764	13111	108523
731815	OTH SCREW,BOTLS W/N NUT/WASHER	202843	1912817	143870	2013150
731816	NUTS, THREADED OF IRON/STEEL	60800	606206	59370	559560
731819	OTH BOLT,NUT,WASHER,RVT I/S TH	19980	188248	25931	211176
731821	SPRING WASHER LOCK WASHER N-TH	2474	34022	2198	32517
731822	OTHER WASHERS. NON-THREADED	18477	130211	9666	118290

Contd.

10.11 Imports by Economic Categories (Detail)

(In Thousand Rupees)

Items		Apr., 2017	From July, 2016	Apr., 2016	From July, 2015
731823	RIVETS, NON-THREADED	4610	58926	8026	68111
731824	COTTERS/PINS NON THREADED I/S	918	9187	891	5204
731990	OTH KNITTING NEDLS,CRO HOOKS	8098	72118	13808	98080
732010	LEAF-SPRINGS&LEAVES THEREFOR	15364	168200	12275	171296
732020	HELICAL SPRINGS	812	16835	2644	19888
732190	PARTS OF I/S,COOK APPLI&PLAT-W	19956	309186	4751	160399
732211	RADIATORS/PARTS CAST IRON E-EL		560	27	1405
732219	OTH RADIATOR AND PARTS THEREOF	95	40318	1836	69485
732490	OTHER, INCLUDING PARTS	36465	194247	12376	132060
732510	OTH CAST ARTI I/S N-MEL C-IRON	4078	243368	22	14757
732591	GRINDING BALLS SIMI ARTI MILLS	3689	90761	20434	104964
732619	OTH ATI FORGED/STAMPED N-WORK	97507	933736	68711	831031
732620	ARTICLES OF IRON OR STEEL WIRE	3286	75119	5285	36150
740500	MASTER ALLOYS OF COPPER.		2119	1709	2544
740610	COPER-POW OF NON-LAMELLAR STRU	133	23240	742	15430
740620	COPER-LAMELLAR STRUCTURE FLAKE	17735	101309	18217	108766
740710	BAR,RODS OF REFIND COPPER	36757	574005	114250	682345
740721	COPPER BAR,ROD PROFIL ZINC BAS	5908	22917	6436	50722
740729	OTH BAR,ROD,PROFIL COPP ALLOYS	1529	40695	5027	38825
740811	WIRE REF COPP MAX CR-SEC DI>6M	110732	851512	163143	374252
740819	OTHER, WIRE OF REFINED COPPER	26360	206954	10819	135638
740821	WIRE OF COPPER ALLOY ZINC BASE	2025	26400	6145	35352
740822	WIRE OF COPPER ALLOY NICK BASE	62	3829	818	7290
740829	OTH WIRE OF COPPER ALLOYS ETC	671	6486	14481	39686
740911	PLAT,SHEET,STRIP REF COPP COIL	227	107267	14583	95631
740919	OTH PLAT SHEET&STRIP REF COPP	6877	32421	1711	24666
740921	PL,SH&STRIP COPP ZINC BAS COIL	24597	142241	8455	151452
740929	OTH PL/SH/STRI COPP ZINC BAS	25543	64333	3428	40514
740931	PL/SH/STRIP COPP TIN BAS COILS				263
740939	OTH PL/SH/STRIP COPP TIN BAS-C	336	11282	1463	5321
740940	PL/SH/STRIP COPP NICKLE BASE				593
740990	PL/SH/STRIP OTH COPP ALLOYS NS		1484	391	4120
741011	FOIL REFINED COPP NOT BACKED	146062	813172	119314	753591
741012	FOIL OF COPP ALLOYS,NOT BACKED	85621	475698	67211	429308
741021	FOIL OF REFINED COPPER,BACKED	24564	77555	24251	74140
741022	FOIL OF COPPER ALLOYS,BACKED	55	3825	103	2990
741110	TUBE & PIPE OF REFINED COPPER	354863	1651682	352779	1621670
741121	TUB&PIPE COPP ZINC BAS ALLOYS	465	13423	2799	18015
741122	TUB&PIPE COPP NICKLE BAS ALLY		219		6410
741129	OTH TUBE&PIPE OF OTH COPP ALLY	1582	43223	1569	25605
741210	COPP TUBE/PIPE FIT REF COPPER	4031	23814	3366	12865
741220	COPP TUBE/PIPE FIT COPP ALLOYS	4718	37708	846	36268
741300	STANDARD WIRE,CABL PL-BAND-NEI	7827	206525	7081	61495
741510	NAIL,TACK,DRW-PIN,STAPL,S-ARTI	1	191	27	2662
741521	WASHERS/INCL SPRING WASH N-THR	339	47705	606	5529
741529	OTH NOT THREADED ARTI COPPER	1787	9656	196	8918
741533	OTH THRD SCREW,BOLT,NUT COPPER	568	8818	58	9355
750400	NICKEL POWDERS AND FLAKES.	2300	19537	1937	13251
750511	BAR,ROD,PROFILE NICKLE N-ALLOY		63		
750512	BAR,ROD,PROFILE NICKLE ALLOYED	32	390	642	3536
750521	WIRE OF NICKEL, NOT ALLOYED		972		1443
750522	WIRE OF NICKEL, ALLOYED	1106	15439	289	20726
750610	PLAT,SHET,STRIP,FOIL NICK N-AL	521	5748	2953	24917
750620	PLAT,SHET,STRIP FOIL NICK ALOY	22810	25110	2039	6514
750711	TUBE&PIPE OF NICKEL NOT ALLOYD		83		
750712	TUBE & PIPE OF NICKEL ALLOYED		7825		14847
760200	ALUMINIUM WASTE AND SCRAP.	538094	5381128	701170	6079720
760310	POWDER OF NON-LAMELLAR STRUCTU	107	20115		2134
760320	POWDER OF LAMELLAR STRU FLAKES	4255	39243	2045	40710
760410	BAR ROD PROFILE ALUM NOT ALLOY	2249	127018	12353	107375

Contd.

10.11 Imports by Economic Categories (Detail)

(In Thousand Rupees)

Items		Apr., 2017	From July, 2016	Apr., 2016	From July, 2015
760421	HOLLOW PROFILES OF ALUM ALLOYD	2540	10748		4111
760429	OTH BAR,ROD&PROFIL ALUM ALLOYD	9216	122651	18990	142197
760511	ALMU WIRE N-ALLOY MAX DIA>6MM	14959	120538	13752	80831
760519	OTH ALUMINIUM WIRE NOT ALLOYED	10789	111445	16125	92527
760521	ALUM WIR ALLOY MAX CRS DIA>7MM	515	7135		7244
760529	OTH ALUMINUM WIRE, ALLOYED	28544	200222	29090	97658
760611	RECTANGLE&SQUARE ALUM NOT ALLY	37179	215930	36901	257650
760612	RECTANGULAR/SQ ALUM MOTALLOYED	178611	1470741	184926	1445830
760691	OTH PL,SHET,STRL ALUM NOT ALOY	43540	173783	22420	126882
760692	OTH PL,SHET&STRIP ALUM ALLOYED	50381	159327	23021	139830
760711	ALUM FOIL ROLLED N-WORK/BACKED	431090	3085958	274628	2509549
760719	OTH ALUMINIUM FOIL NOT BACKED	144342	1745391	224249	1585340
760720	ALUMINUM FOIL, BACKED	176618	1499823	142738	1450918
760810	TUBE, PIPE OF ALUM NOT ALLOYED	1392	17389	387	20096
760820	TUBE, PIPE OF ALUM ALLOYED	11357	134150	11101	114285
760900	ALUM TUBE,PIPE FIT(COUP/ELBOW)	949	16707	1146	22742
761010	DOORS,WINDOW, FRAMS,THRESHOLDS	23013	188261	3487	58664
761300	ALUM CONT FOR COMP/LIQUE GAS	543	16725	2046	28309
761410	STAND WIR,CABL PL,ALU S-CORE	66728	1299536		631409
780411	LEAD SHET STRIP FOIL TH>0.2MM				71
780419	OTHER , LEAD PLATES		800		77
790310	ZINC DUST(BLUE POWDER)	10433	48744	5346	36807
790390	OTHER ;ZINC POWDER AND FLAKES		216		1640
790400	ZINC BARS,RODS,PLROFILE&WIRE	12126	37242	4074	42371
811300	CERMETS&ARTICLE INCL WAS/SCRIP	19	96		72
820110	SPADES AND SHOVELS	639	54360	532	34060
820130	MATTOCKS, PICKS, HOES & RAKES	13	478	69	809
820140	AXES,BILLS HOOKS&SIMI HEW TOOL	95	1046	651	3982
820150	SECATEURS&ONE-HAND PRUNERS SHR		132	8	1424
820160	HEDGE SHEARS, TWO-HAND PURNING	287	1894	16	661
820190	OTH HAND TOOL AGRICUL,HORTICUL	298	3437	226	4503
820210	HAND SAWS	3162	57132	811	50453
820220	BAND SAW BLADES	2427	16085	1550	13573
820231	CIRCULAR SAW BLADE WITH STEEL	8784	67473	5910	65238
820239	OTH CIRCULAR SAW BLADE,O/MATER	3158	69694	5958	60323
820240	CHAIN SAW BLADES	99	19102	278	14684
820291	STRAIGHT SAW BLADES,WORK METAL	7	2363	612	22382
820299	OTHER SAW BLADES	6353	68516	4793	80298
820310	FILES, RASPS & SIMILAR TOOLS	3727	64757	4062	78232
820320	PILERS,PINCERS,TWEESZERS S-TOL	24105	232259	14669	197942
820330	METAL CUTTING SHEARS&SIM TOOLS	702	11724	510	11970
820340	PIPE CUTTERS BOLD CROPPERS,ETC	2363	22109	1350	27207
820411	NON-ADJUS H-OPER SPANER,WRENCH	35654	323497	34837	290433
820412	ADJUSTABLE H-OPER SPANER,WRENC	28402	278482	19028	204230
820420	INTERCHAGEABLE SPANNER SOCKETS	4152	43510	4359	37588
820510	DRILLING,THREADING TAPPING TOL	1513	24429	2115	21596
820520	HAMMERS AND SLEDGE HAMMERS	4423	60149	4695	45794
820530	PLANES,CHISELS,GOUGE WOOD WORK	776	8448	329	11288
820540	SCREW DRIVERS	11191	133282	8526	107810
820551	OTHER HAND TOOLS H-HOLD N.E.S.	5096	35376	2795	27665
820559	OTH HAND TOOL(GLAZZIER DIMOND)	23488	356419	13255	280676
820560	BLOW LAMPS	82	271		118
820570	VICES, CLAMPS AND THE LIKE	31010	58202	2293	45854
820590	SETS OF ARTI.TWO/MORE,SUB-HEAD	4056	141303	6297	78768
820600	TOOL TWO/MORE OF H.82.02TO.05	33330	606018	20186	299536
820713	ROCK DRILLING,EARTH BORING TOL	9	25735	8832	37485
820719	OTH INC PARTS ROCK DRIL,E-BORI	160732	1584569	204623	1474832
820720	DIES FOR DRAWING/EXTRUD METAL	188327	374091	1994	81382
820730	TOOL FOR PRESS, STAMPING/PUNCH	18084	204705	18088	157100
820740	TOOLS FOR TAPPING OR THREADING	4183	27272	1039	31489

Contd.

10.11 Imports by Economic Categories (Detail)

(In Thousand Rupees)

Items		Apr., 2017	From July, 2016	Apr., 2016	From July, 2015
820750	TOOL FOR DRILLING O/T ROCK DRL	37737	507313	22238	590776
820760	TOOLS FOR BORING OR BROACHING	1315	23459	1844	16926
820770	TOOLS FOR MILLING	3168	66091	769	40390
820780	TOOLS FOR TURNING	4729	63527	9087	67860
820790	OTH INTERCHANGEABLE TOOLS	35460	586719	51830	476785
820810	KNIVS&CUTING BLADE METAL WORK	3321	47497	6272	43228
820820	KNIVS CUTING BLADE WOOD WORK.	1489	18582	1137	23902
820830	KNIVS&CUTING BLADE KITCHEN APP	2556	36457	861	17511
820840	KNIVS&CUTING BLADE AGRI HORT	10498	54246	3691	39024
820890	OTH KNIVES CUTING BLADES F/MAC	48951	372884	61276	437380
830260	AUTOMATIC DOOR CLOSERS	9162	93854	2499	94602
831190	OTH WIRE&RODS AGGLOMTR B/METAL	25256	173615	14532	185097
840120	MACH/APPRAT,ISOTOPIC SEPRATION		2002		
840130	FUEL ELEMENT NON-IRRADIATED				27
840140	PARTS OF NUCLEAR REACTORS		2392		3357867
840211	WATERTUBE BOIL S/PROD>45T/H	4329508	32049465	2290001	10049120
840212	WATERTUBE BOILER S/PROD-45T/H	72771	370995	40655	543063
840219	OTH VAPOUR GENERATING BOILERS,		187450	1908	2340854
840220	SUPER-HEATED WATER BOILERS		60376	2025	439767
840290	PARTS OFSTEAM/OTH VAPOUR G/BOL	515377	4922140	573441	3733364
840310	BOILERS	732	62632	588	25924
840390	PARTS CENTRAL HEATING BOILERS	2084	5899	535	33303
840410	AUXILIARY PLANT FOR BOILER	863660	2441321	1189913	1708715
840420	CONDENSERS STEAM/VAP POW UNIT	42155	202794	1741	115773
840490	PARTS MASHINE H-8404.1000	81228	5440679	3773037	5185781
840510	PRODUCER WATER GAS GENERATORS	196279	1083642	15127	74677
840590	PART PROD GAS WATER GENERATOR	3700	34257	5886	41646
840610	TURBINES FOR MARINE PROPULSION		72121		2200
840681	OTH TURBINE OUTPUT EXCEED 40MW	2739007	7984438		2797232
840682	O-TURBINE OUTPUT NOT EXC 40MW	1695743	19581665		2189508
840690	PARTS OF STEAM TURBINES	69188	11239508	45441	2812849
840710	AIRCRAFT ENGINES	286648	1975690	7519	2629793
840721	MARINE PROPULSION ENGINES	46082	383243	29791	253633
840729	OT MARINE SPARK-IGN-ROTRY ENG.		793		3026
840731	PISTION ENGINE CAPACITY-50CC	5633	28526	1952	30608
840732	PISTON ENG CAPACITY 50-250CC	74713	809144	59746	563025
840733	PISTON ENG CAPACITY 250-1000CC	2554	30745	4828	66014
840734	PISTON ENG CAPACITY EX1000CC	26841	288404	39315	265149
840790	OTH ENGINES	46132	616332	42717	421039
840810	MARINE PROPULSION ENG-DIESEL	3176	67255	472	11454
840820	ENGINE FOR VEH CHAPTER-87	109684	753641	71835	486388
840890	OTH ENGINES	54041	804306	60290	592735
840910	PARTS FOR AIRCRAFT ENGINES	13992	411816	21545	89020
840991	PARTS,SPARK-IGNITON PIST ENGIN	1064707	9515981	686820	5436306
840999	OTH PART,COMPRES-IGN PIST ENG	882043	7864179	705319	6631026
841011	HYD,TURBINE,WATER WHEEL-1000KW		13387		114513
841012	HYD,TURBN W/WHEEL-1000-10000KW		400474		82208
841013	HYD TURBINE,W/WHEEL>10,000KW	1696	789078	252625	3832546
841090	PARTS, INCLUDING REGULATORS	1978996	7161874	142149	2506632
841111	TURBO-JET THRUT NOT EXCED25KN		14282		
841112	TURBO-JET THRUST EXCEED25KN		83557		15461
841122	TURBO-PROPLER EXCEED 1100KW		1950952		82968
841181	OTH GAS TRBIN NOT EXCD 5,000KW	33798	146903		392816
841182	OTH GAS TURBIN EXCE-5,000KW	6251335	56543315	91345	1276917
841191	PARTS TURBO-JET /PROPELLERS		777	709	20252
841199	OTH, PARTS OF GAS TURBINES	228470	8189943	444841	7126599
841210	REACTION ENG OTH THAN TURB-JET		1083		
841221	LINEAR ACTING,HYD ENGINE&MOTOR	25151	114846	4830	33495
841229	OTH, HYDRAULIC POWER ENG&MOTOR	42092	226862	19069	336443
841231	LINERA ACT,PNEUMATIC ENG&MOTOR	11767	67303	5147	37150

Contd.

10.11 Imports by Economic Categories (Detail)

(In Thousand Rupees)

Items		Apr., 2017	From July, 2016	Apr., 2016	From July, 2015
841239	OTH, PNEUMATIC ENG & MOTOR	17680	76167	12069	89510
841280	OTH, ENGINES AND MOTOR	99	52670	1916	25557
841290	PARTS OF ENGINES AND MOTOR	3518	267459	15857	616542
841311	PUMPS FOR DISPENSING FUEL/LUB	129978	536443	18318	461227
841319	O-PUMP FITTED MEASURING DEVICE	10376	356601	10085	236029
841320	HAND PUMP O/THN H-841311,19	1212	10696	1309	25622
841330	FUEL LUBRICATING/COOLING PUMPS	305371	2844136	137955	1507851
841340	CONCRETE PUMPS	32890	232879	13575	510214
841350	OTH POSITIVE DISPLACEMENT PUMP	235124	1598316	165584	837884
841360	OTH ROTARY PIDISPLACEMENT PUMP	52301	527035	4377	36357
841370	OTH CENTRIFUGAL PUMS	421717	7678344	1365114	7155646
841381	OTH PUMS LIQUID ELEVATORS	63501	1070263	98431	1004372
841382	LIQUID ELEVATORS	435	16556	142	75796
841391	PART OF PUMPS	164029	1773902	194129	1653298
841392	PARTS OF LIQUID ELEVATORS PUMP	21	9730	854	8766
841410	VACUUM PUMS	27367	277556	19066	212251
841420	HAND/FOOT OPERATED AIR PUMS	8147	103819	2723	57000
841430	COMPRESSOR REFRIGERATOR EQUIP	3609165	15945992	2587575	12457984
841440	AIR COMPRESSORS MOUNTED W/CHAS	24154	594948	30883	308628
841451	FANS TABLE,FLOOR,WALL,WINDOW	537825	2585395	397197	1219812
841459	OTH FANS	53755	788246	275642	802946
841460	HOODS MAX-HORIZONTAL SIDE120CM	18753	178006	13123	152276
841480	OTH GAS COMPRESOR&RECYCL RODS	329295	6935920	1453668	6137030
841490	PARTS AIR/VACUM PUMPS ETC.	420655	2710099	159398	2107671
841510	WINDOW/WALL TYPE AC/SPLIT SYS	508246	3413872	610730	2412220
841520	A.C.MACHINES FOR MOTOR VEHICLE	747	27797	5190	79276
841581	A.C.MACH COMP MOTOR DRI FAN	11483	397859		123765
841582	O- AC INCOR REFRIGIRATING UNT	48382	797292	14664	305202
841583	OTH A.C. MACH NOT REFRIG UNIT	41876	457352	387297	852216
841590	PARTS OF AIR CONDITION MACHINE	2429121	9653067	1377269	5270253
841610	FURNACE BURNERS LIQUID FUEL	46	18724	8496	65924
841620	OTH FURNAC BURNER INCL COMBINT	24140	132025	198845	375166
841630	MECHANICAL STOKERS GRATES ETC	19928	909572	71703	596091
841690	PART OF BURNRS OTH ART OF 7412	14014	184266	16144	200976
841710	FURNAC & OVEN F/ROAST/MELTING	108099	2825889	166687	579129
841720	BAKERY OVENS INCL BISCUIT OVEN	7548	281627	4866	178352
841780	OTHER FURNANCE AND OVENS INDUS	63950	3552409	11437	2216895
841790	PART OF INDUSTRIAL LAB FURNACE	18325	358706	14880	204280
841810	COMBINED REFRIG-FREEZE W-DOORS	58174	372036	27236	264994
841821	REFRIGERATORS HOUSEHOLD TYPE	46416	406828	52978	426380
841829	OTH REFRIGERATOR HOUSHOLD TYP	4285	107422	24474	173380
841830	FREEZERS OF CHEST TYPE	5652	39530	1977	17224
841840	FREEZERS OF THE UPRIGHT TYPE	6143	44558	1343	105663
841850	O-FURNI-STORAGE,DISPLY FRZ EQU	20421	187100	49631	306972
841861	OTH REFRIG FREZ EQPT HEAT PUMP		24411		11357
841869	OTH REFRIG FREZ EQPT HEAT PUMP	287485	2517710	241740	2363476
841891	FURNITURE REFRIG FREEZING EQPT	1979	13607	401	14883
841899	OTH PARTS REFREGERATING EQUIPT	652453	4047019	450754	2705001
841911	INSTANT GAS WATER HEATERS	723	367681	609	307411
841919	OTH INSTANT STRONGWATER HETER	169012	247047	4095	87771
841920	MEDICAL SURGICAL LAB STERILISE	7560	347251	92724	346699
841931	DRYERS AGRICULTUL PRODUCTS		30625		38170
841932	DRYERS WOOD PAPER PULP P/BOARD		30243		12022
841939	OTHER DRYERS	73923	1007893	33156	676465
841940	DISTILLING RECTIFYING PLANT		148352	61314	105644
841950	HEAT EXCHANGE UNITS	63574	1648992	199582	743957
841960	MACHINERY LIQUIFY AIR O/GASES	3401	514736	1337	88099
841981	OTH MACH PLANT EQPT HOT/COL FD	19913	382845	52840	678072
841989	OTH MACHINERY PLANT AND EQPT	570287	10031055	374204	8656697
841990	PARTS MACH PLANT LAB EQPT ETC.	1448276	10827576	120692	768806

Contd.

10.11 Imports by Economic Categories (Detail)

(In Thousand Rupees)

Items		Apr., 2017	From July, 2016	Apr., 2016	From July, 2015
842010	CALENDERING OTH ROLL MACHINES	15526	174974	122318	344809
842091	CYLINDER(FOR CALENDERING MACH)	339	9401	5122	19121
842099	OTH PART OF CALENDER MACHINE	8392	69254	18104	86878
842111	CREAM SEPARATORS		4806	149	11522
842112	CLOTHES-DRYERS	67	11781		7506
842119	OTH CENTRIFUGES INCLUDING DRYR	66666	2485722	63311	792553
842121	FILTERING PURIFY MACH&APARATUS	412742	6414043	309738	3808851
842122	FILTERING MACH FOR BEVERAGES	9718	52338	654	95163
842123	OIL&PETROL-FILTER INT.COMBSN	94841	532358	49392	376517
842129	OTH FILTER MACHS APPARATUS NES	150038	1841248	146478	845048
842131	INTAKE AIR FILTER COMBTION ENG	46355	752081	204273	1409398
842139	OTH FILTERING PURIFY MACH/APPA	652228	4767028	230758	2190981
842191	PARTS CENTRIFUGES INCL DRYER	86157	717930	73083	555919
842199	PARTS OF FILTERING PURIFY MACH	48890	2633426	55582	571438
842211	DISH WASHING MACHINE HOUSEHOLD	324	12218	915	5591
842219	OTHER DISH WASHING MACHINE	3685	16682	2031	9291
842220	MACH CLEANING/DRYING BOTTLE	3889	394277	51057	104174
842230	MACH FILLING/CLOSING BOTTLES	906540	5436727	122100	6912067
842240	OTH PACKING WRAPPING MACHINE	84241	2777732	203030	2697933
842290	PARTS MACH FIL/CLEAN WRAP PACK	193933	1943139	151035	1849284
842310	PERSONAL WEIGHING MACHINES	12244	134425	6980	51280
842320	SCALES FOR CONT WEIGHING GOODS	232	19964	4367	48772
842330	CONSTANT WEIGHT SCALES/HOPER	79391	153965	44215	216908
842381	OTH WEIGHT MACHINERY-30KG	1730	69281	3256	24398
842382	OTH WEIGHT MACH CAP-30-5000KG	21416	487360	20998	329337
842389	OTH WEIGHING MACHINERY	1352	1593801	11764	145216
842390	WEIGHT MACH WTS ALL KINDS&PART	9802	185388	7871	102166
842410	FIRE EXTINGUISHERS W/N CHARGED	63935	1143772	31981	424745
842420	SPRAY GUNS&SIMILAR APPLIANCES	54800	655109	27340	491966
842430	STEAM,SAND BLAST,JET PROJ MACH	3489	46946	1448	38093
842481	AGRICULTURAL OR HORTICULTURAL	48865	454017	12135	232035
842489	OTH APPL PROJ/DISPERS/SPRY LQD	24262	924952	117662	294839
842490	PART MECH APPLIANCE SPRAY ETC.	39441	607120	24591	245424
842511	PULLEY TACKLE HOISTS POWER	17853	332243	91792	263944
842519	O-PULLY/HOISTS/WINCH/CAPSTANS	14989	429284	17136	276004
842531	WINCH CAPSTAN POWER E/MOT	17245	88894	2518	55545
842539	WINCHES CAPSTAN	5331	111267	7452	68045
842541	JACKS,HOISTS-RAISING VEHICLES	2517	37473	8911	28435
842542	OTH JACKS AND HOISTS HYDRAULIC	38467	532919	25314	288641
842549	OTH MECHANICAL HANDING EQUIPMT	32009	48835	161	8728
842611	OVERHEAD-TRAVELING CRAN F-SUPO	35838	585454	11562	516651
842612	MOBILE LIFTING FRAME ON TYRES	38098	205608	26552	217295
842619	OTH O/HEAD TRAVEL/TRNSPOT CRAN		4907093	37140	7630892
842620	TOWER CRANES	41634	786055	5340	1018392
842630	PORTAL OR PEDESTAL JIB CRANES	173	163273	231	271503
842641	O-MACHINERY SELF PROP ON TYRES	46096	341128	20771	481266
842649	OTH MACHINERY SELF PROPELLED	38998	1966295	75300	6490686
842691	O-MACH DESIGED MOUNT ROAD VEH	185	26088	237	31525
842699	OTH MACHINERY NOTSELF PROPELED	38012	38405		725398
842710	SELF PROPELL TRUCK WITH EL MOT	14075	407275	22719	340407
842720	OTHER SELF-PROPELLED TRUCKS	117678	1448842	104874	997772
842790	OTH WORK TRUCK LIFT/HAND EQUIP	2402	156548	4537	205202
842810	LIFTS AND SKIP HOISTS	260683	1655103	119427	1294391
842820	PNEUMATIC ELEVATORS&CONVEYORS	7694	167951	640	82868
842831	ELEVATOR/CONVEYOR,UN/GROND USE		20172		43934
842832	OTH ELEVATOR/CONVEYOR BUKT TYP	9171	101746	18676	22843
842833	OTH ELEVATOR/CONVEYOR BLT TYPE	41230	6927375	11501	209900
842839	OTH CONT ACTELEVATOR,CONVEYOR	133073	5997313	51783	890362
842840	ESCALATORS & MOVING WALKWAYS	628	659515		472676
842860	TELEFERICS CHAIR-LIFT,F/FURNIC	3305	16833	119	9090

Contd.

10.11 Imports by Economic Categories (Detail)

(In Thousand Rupees)

Items		Apr., 2017	From July, 2016	Apr., 2016	From July, 2015
842890	OTH MACHINERY LIFT/HANDLE ETC.	1163878	5461113	315715	1288567
842911	TRACK LAYING BULDOZER/ANGLODOZR	59241	1057698	162408	586410
842919	BULDOZRS/ANGLEDRO/TRACK LAYING	84463	1247778	15710	441914
842920	GRADERS AND LEVELLERS	370174	2928928	145788	367021
842930	SCRAPERS	230	364		
842940	TAMPING MACHINE & ROAD ROLLERS	607360	4859662	108294	765871
842951	FRONT-END SHOVEL LOADERS	461561	4669997	231341	1868200
842952	MACHINERY 360 REVOLVG S/STRUTE	359026	1097180		240758
842959	OTH MECHANICAL SHOVALS EXCAVOR	1319520	16372533	870844	7022105
843010	PILE-DRIVERS /EXTRACTORS	52053	148252	2006	78011
843020	SNOW-PLOUGHS AND BLOWERS		76983		25630
843031	SELF-PROP COAL ROCK CUTTER		213717		32264
843039	OTH SELFPROP COAL/ ROCK CUTTER	132	33481	6	20600
843041	OTH BORS SINK MACH SELF-PROPEL	515883	1140300	238553	404053
843049	OTH BOR/SINK MACH NOT SELFPROP	149903	3359244	130292	7397629
843050	OTH MACHINERY SELFPROPELLED	22237	56762	2377	204068
843061	TAMP COMPACT MACH NOT SELFPROP	8045	91743	3633	29407
843069	OTH MACHINERY NOTSELF-PROPELED	3008	141807	23214	205692
843110	PARTS MACHINERY HEADING 84.25	4232	41435	2208	20104
843120	PARTS MACHINERY HEADING 84.27	8329	118222	6390	81579
843131	PARTS OF LIFT SKIPHOIST&ESCALT	50426	577036	39527	328242
843139	OTH PARTSLIFT/HANDLE/LOAD MACH	48579	582302	70542	673001
843141	BUCKETS SHOVELS GRABS & GRIPS	632	69947		69977
843142	BULDOZER OR ANGLEDOZER BLADES	719	7272		21770
843143	PARTS BOR/SINK MACHINERY	467761	3011980	349029	3152218
843149	PART MACH HEAD 84.26.84.29-30	208142	2655704	177513	2470879
843210	PLOUGHS	604	998	29	100600
843221	DISC HARROWS,SCARIFIERS,CULTI		26027	6467	84782
843229	OTH HAROW SCARIFIER WEDER&HOS	1087	8399	136	14666
843230	SEEDERS PLANERS & TRANSPLANTER	2226	13795	1046	2531
843240	MANURE SPREADER&FERTILISER DIS	1649	2507		257
843280	OTH AGR HERTI, FORESTRY MACHRY	34617	256196	4021	15873
843290	PARTS AGR HERTICULTURAL MACHIN	16816	180142	2357	34769
843311	LAWN MOVER PARKS/SPORTS GROUD	381	5506	2573	6388
843319	OTH MOVER LAWN PARKS SPORTGOOD	4827	26836	5368	13681
843320	OTH MOWERS INCLUDING CUTER BAR		5559		19636
843330	OTH HAYMAKING MACHINERY		3356	580	3539
843340	STRAW BALER INCL PICK-UP BALER	46011	165577	29919	79043
843351	COMBINE HARVESTER-THRESHERS	78237	1151124	108128	1643424
843352	OTH THRESHING MACHINERY		16417	349	2911
843353	ROOT/TUBER HARVESTING MACHINES	453	16018	3381	19181
843359	OTH HARVESTING MACHINES	163722	569334	83142	324440
843360	MACH CLEAN SORT EGG FRUT AGPRO		85063		9636
843390	PARTS MACH CLEAN/SORT EGG ETC	9288	81927	8545	80227
843410	MILKING MACHINES	3611	62242	1237	46507
843420	DAIRY MACHINERY	4808	140500		70429
843490	PART MILKING/DAIRY MACHINERY	10848	97253	1998	86881
843510	MACHINERY (PRESSES,CRUSHES)	270	24039	347	3603
843590	PART OF JUICE EXTRACTING MACHI	16	10581	747	2793
843610	MACHRY PREP ANIMAL FEED STUFS	47148	686592	1485	729179
843621	POULTRY INCUBATORS & BROODERS	1532	118467	94553	167918
843629	OTH POULTRY KEEPING MACHINERY	199820	869480	89056	1161506
843680	OTH MACHINERY	6251	82871		29028
843691	PARTS POULTRY KEEP MACH BRODER	2807	101719	8345	37154
843699	OTH PART OF AGR/HORT MACHINER	27753	167367	13439	224634
843710	MACH CLEAN SORT GRAD GRAIN/VEG	67934	912287	60853	745191
843780	OTH MACHINERY	104628	718433	10690	274692
843790	PARTS MACHINE USE MILLINDUSTRY	18017	343362	24181	437676
843810	BAKERY MACH MFG MACARONI SPGTI	147967	1949584	35579	804700
843820	MACH MANU CONFECTIONERY COCA	1925	572078	98708	426026

Contd.

10.11 Imports by Economic Categories (Detail)

(In Thousand Rupees)

Items	Apr., 2017	From July, 2016	Apr., 2016	From July, 2015
843830	MACHINERY SUGAR MANUFACTURE	9466	96612	33194
843850	MACH PREPARATION MEAT/POULTRY	9438	192981	11693
843860	MACH PREP OF FRUITS/NUTS/VEG.	1495	41506	144173
843880	OTHER MACHINERY	6711	463855	41216
843890	PARTS MACH/ND MFG FOOD DRINK	41755	392459	24623
843910	MACHINERY M/PULP FIBROUS MATA	14602	47134	1599
843920	MACHINERY MAKE PAPER P/BOARD	27673	203236	7538
843930	MACHINERY FINISH PAPER P/BOARD	22038	160507	3515
843991	PARTS MACHIN PULP FIBROSMATERL	1033	17734	5143
843999	OTH PARTS MACHIN PAPER P/BOAD	21100	352101	50010
844010	BOOK-BIND&BOOK-SEWING MACHIN	7569	34940	710
844090	PARTS BOOK BINDING MACHINERY		1446	61
844110	CUTTING MACHINES	40220	924604	45339
844120	MACH MAKE BAGS SACKS/ENVELOP	211	327055	653
844130	MACHI MAKE CARTONS BOX TUBEETC	2530	181778	4748
844140	MACH MOULDING ARTICLE P/P,PULP	15511	114721	28700
844180	OTH MACH FOR MAKING P&P/BOARD	29200	214104	6887
844190	PART MAC H-8441.1000,8441.4000	8841	169703	38268
844230	PRINTING MACH, APATUS&EQUIPMEN	756	102609	33836
844240	PARTS OF THE FOREGOING MACH	11794	30298	498
844250	PLATE ,CYLINDER/PRINT COMPONE	2741	102690	6437
844311	OFF SET PRINT MACHIN REELFED	6935	100658	13258
844312	SHEET FED,OFFICE TYPE S-22&36	1463	44665	2876
844313	OTH OFFSET PRINTING MACHINERY	191100	1370265	89741
844314	LETTERPRESS PRI-MACH REEL FED	117	16055	3343
844315	LT-PRESS P-MACH O/T R-FED,FLEX		13462	28113
844316	FLEXOGRAPHIC PRINTING MACHIN	66301	598738	7282
844317	GRAVURE PRINTING MACHINERY	7312	444741	63350
844319	HOT STAMPING MACHINES	93076	2496709	229347
844331	MACH PERFORM TWO OR MORE FUNCT	31419	396861	40836
844332	PRINTER CONNECT TO AUTOMA DPM	166457	1488349	86264
844339	O-MACH REPRODUC ORIGINAL IMAGE	86547	954234	90330
844391	PART/ACCE PRINTING MACH H-8442	27836	272797	41420
844399	PARTS /ACCE OTH PRINTING MACH	87694	875702	105023
844400	MAC EXTRUD CUT M-MADE TEX-MATE	10594	88360	159375
844511	CARDING MACHINES	153465	2426923	34600
844512	COMBING MACHINES	56361	356826	13272
844513	DRAWING /ROVING MACHINES	164410	1601812	89163
844519	OTH MACH TEXTURE FIBRE ETC	102007	1144899	56726
844520	TEXTING SPINNING MACHINES	1522198	7654533	610596
844530	TEXTILE DOUBLING OR TWIST MACH	40584	317439	65458
844540	TEXTILE WINDING MACHINE	333691	2824528	299556
844590	OTH MACH, TEXTILE FIBRE	233544	2599035	227618
844610	WEAVING MACH FAB WD-NOT>30CM	980	25519	11697
844621	POWER LOOM WEAV FAB EXCED 30CM	2085	2085	5012
844629	OTH WEAVING MACHINES(LOOMS)	12709	1187908	24740
844630	WEAV MACH FAB >30CM SHUTLES	1165316	9225089	1226025
844711	CIRCULAR KNITTING MACHINE	279861	651322	8489
844712	CIRCULAR KNIT MACH DIA>165MM	56629	425793	46653
844720	FLAT KNIT MACH STITCH-BONDING	36796	230357	25541
844790	OTH MACH GIMPED YARN TULE LACE	511939	3787085	594739
844811	DOBBIES JACQUARD COPY ETC MACH	46609	280759	59492
844819	OTH AUXILARY MACHIN HD84.44-47	185839	1533089	142516
844820	PARTS&ACCESSORIES MACH H-84.44	3960	105757	7416
844831	CARD CLOTHING	82196	928114	77041
844832	PART ACESORY MACH TEXT FIBRE	1337	42581	11167
844833	SPINDLE SPIND FLYER S/IN RING	154770	1036614	88003
844839	OTH PARTS&ACCESSORIES 84.45	146378	1514967	157187
844842	REEDS FOR LOOMS HEALDS&H/FRAM	31549	243706	26797
844849	OTH PART ACCESSORIES WEAV MACH	60472	547798	52522

Contd.

10.11 Imports by Economic Categories (Detail)

(In Thousand Rupees)

Items		Apr., 2017	From July, 2016	Apr., 2016	From July, 2015
844851	SINKERS NEEDLES & OTH ARTICLES	23500	351658	37772	328857
844859	PART ACCESSORY MACH HEAD 84.47	39280	345421	34901	414329
844900	MACH MFG FINISH NON WOVENS		115830	6610	111435
845011	WASHING MACH FUL-AUTO NOT>10KG	65594	673927	54983	481126
845012	O-MACH BUILT-CENTRIFUGAL DRIER	9524	123637	10012	144577
845019	O-MACH DRY LINE CAPA -NOT>10KG	7153	51982	16766	62006
845020	MACHINE DRY LINE CAP EXCE10KG	43	20402	1042	56876
845090	PARTS FOR H/HOLD WASH MACHINE	6278	137652	7319	179000
845110	DRY-CLEANING MACHINES	10429	228214	438	12257
845121	DRY MACH OF DRYLINEN CAP<10KG		1932	548	831
845129	OTH DRYING MACHINES	22676	373525	33645	331034
845130	IRONING MACHINES & PRESSES	45821	144421	11151	120280
845140	WASHING BLEACH DYE MACHINES	210396	1527591	142624	2695011
845150	REELING UNREEL FOLDING ETC MAC	52449	313890	48651	250549
845180	OTH MACHINERY	374475	3961229	232401	3572161
845190	PARTS FOR DRY CLEAN/DYING MACH	32782	358971	46717	335455
845210	SEWING MACHINE HOUSEHOLD TYPE	8138	138865	8463	82478
845221	AUTOMATIC UNITS SEWING MACHINE	24171	273822	16507	115981
845229	OTH SWING MACHINES	346572	2476776	238803	2186541
845230	SEWING MACHINE NEEDLES	7021	116821	8635	80963
845290	OTHER PARTS OF SEWING MACHINE	16207	265284	22623	238068
845310	MACH PREP,TANN HIDE,SKIN LEAT	32265	231293	39820	230702
845320	MACH MAKING/REPARING FOOTWEAR	19317	255654	19054	216915
845380	OTH MACH REPAR H-SKINS/LEATHER	23	14508	5352	101344
845390	PARTS OF MACH TANNING,FOOTWEAR	9721	92677	4765	76371
845410	CONVERTERS	916	4258		11311
845420	INGOT MOULDS & LADLES	4888	10872	1130	10487
845430	CASTING MACHINES	57375	529295	84857	438305
845490	PARTS OF CONVERTERS LADLES ETC	15483	135397	11216	104659
845510	TUBE MILLS	8210	39767	13778	523475
845521	HOT/COMBIN HOT&COLD ROLING MIL	309625	2250151	27939	342630
845522	COLD, ROLLING MILLS	7017	50829	6113	286499
845530	ROLLS FOR ROLLING MILLS	22898	318630	5222	248577
845590	OTH PARTS METAL ROLLING MILLS	5897	240417	5221	88938
845610	MACH TOOL WORKING BY LSER ETC	12621	298801	17777	134907
845620	MACH OPERATED ULTRASONIC PROCE	208	3419	195	9840
845630	MA-TOOL OPER ELECTRO DISCHARGE	2404	69720	2114	48170
845690	O-MAC TOOL FOR REMOVAL OF MAT	1089	41713	317	42284
845710	MACHING CENT FOR WORKING METAL	45814	354387	22881	351983
845720	UNIT CONSTRUCTION MACH(SINGLE)	1137	1241		91
845730	MULTI-STATION TRANSFER MACH		36697		8024
845811	HORIZONT LATH NUMERICL CONTROL	34837	304810	6255	188628
845819	OTHER, HORIZONTAL LATHES	26402	229541	19279	105634
845891	OTH LATHES NUMERICALLY CONTROL	24988	223952		133153
845899	OTH LATHES FOR REMOVING METALS	14704	136217	8457	59235
845910	WAY TYPE UNIT HEAD MACHINES	1722	20157	419	5452
845921	OTH DRILL MACH NUMERICAL CONT	167	4265		11119
845929	OTHER DRILLING MACHINES	57471	220680	18668	166128
845931	OTH BOR/DRIL MACH NUMERI CONTR	7627	72425	661	9489
845939	OTHER BOARING-MILLING MACHINES	20749	72086	7954	45330
845940	OTHER BORING MACHINES	3613	183080	7542	64114
845951	MILLING MACH KNEE TYPE N.CONTR		7495	580	12068
845959	MILL MACH W TRAVERSER =<300MM	7177	76417	643	42208
845961	OTH MILLING MACH NUMERICAL CONT		78450		16682
845969	OTHER MILLING MACHINES	11995	132440	12016	78936
845970	OTH THREAD/TAPPING MACH	3207	28694	343	58387
846011	F.SURFACE GRIND MACH NUM CONTR	482	6780	744	3263
846019	OTH F.SURF GRIND MAC AXIS0.01M	6449	62248	1932	42189
846021	OTH GRIND MACH NUMERICAL CONTR		41579	29440	29440
846029	OTH GRIND MACH AXIS 0.01MM	434	21538		13014

Contd.

10.11 Imports by Economic Categories (Detail)

(In Thousand Rupees)

Items		Apr., 2017	From July, 2016	Apr., 2016	From July, 2015
846039	OTH SHARPENING MACH-TOOL	82	7090	2735	25858
846040	HONING OR LAPPING MACHINES	482	18592		9987
846090	OTHER MACHINE TOOLS	1972	107832	1209	73688
846120	SHAPPING OR SLOTTING MACHINES	6534	91473	538	45406
846130	BROACHING MACHINES		20054		7939
846140	GEAR CUTTING,GRIND/FINISH MACH	4392	53136	6274	101333
846150	SAWING OR CUTTING-OFF MACHINES	33682	252967	19205	237278
846190	OTH MACH TOOL FOR METAL WORK	2316	58887	5039	72022
846210	FORGING/DIE-STAMP MACH&HAMMERS	1403	107549	73010	249729
846221	BEND,FOLD,ETC MACH NUM CONTROL		58476		35959
846229	OTH BENDING,FOLDING MACH	20821	256084	21560	146014
846231	SHEARING MACH NUMERICAL CONTRO	6155	18665	2527	76508
846239	OTH SHEARING MACH	56610	162419	1519	70016
846241	PUNCH/NOTCH MACH NUM CONTROLLED	122	18262	1	16463
846249	OTH PUNCHING/NOTCHING MACH	14959	160769	37098	199316
846291	HYDRAULIC PRESSES	44075	1091848	22835	215153
846299	OTH PRESSES FOR WORK METAL	13992	470871	1205	60200
846310	DRAW-BENCH FOR BARS,TUBES WIRE		59272		117045
846320	THREAD ROLLING MACHINES	1403	41464		18845
846330	MACHINES FOR WORKING WIRE		59480	580	67314
846390	OTH MACH TOOL WORKING METALS	4653	98685	731	159348
846410	SAWING MACHINES		26029	1541	13478
846420	GRINDING OR POLISHING MACHINES	3468	58267	7447	49144
846490	OTH MACH TOOL WORK STONE/CER/C	19381	113990	8596	71703
846510	MACHINE FOR MECHANIC OPERATION		7262	67	3091
846591	SAWING MACHINES	3327	23556	2592	20312
846592	PLANING,MILLING, MOULD MACH	3467	30968	930	15561
846593	GRINDING SANDING POLISHING MAC	1661	45255	2685	168234
846594	BENDING OR ASSEMBLING MACHINES	1548	95630		3434
846595	DRILLING OR MORTICING MACHINES	2875	7244	88	6798
846596	SPLITING SLICING PARING MACH	5646	40504		27224
846599	OTH MACH TOOL FOR WOOD CORKETC	6450	194646	4797	239211
846610	TOOL HOLDER SELF OPEN DIEHEAD	5210	58183	3253	51055
846620	WORK HOLDERS	2072	16209	1075	23506
846630	DIVIDING HEAD & ATTACH M-TOOL	219	14148	2899	7175
846691	OTH PART FOR MA-TOOL H.84.64	1388	16881	718	17229
846692	OTH PART FOR MA-TOOL H.84.65	3844	46853	514	42633
846693	PART/ACCES MACH TOOL PLAN ETC	51359	248857	3184	156717
846694	PART/ACCES MACH TOOL FOLD ETC	9060	185251	6907	85798
846711	PNEUMATIC ROTARY TYPE TOOLS	2392	12854	1171	4836
846719	OTH PNEUMATIC TOOLS FOR WORK	6939	59874	6589	35827
846721	DRILL W ELEC MOTOR OF ALL KIND	30716	214958	12326	134053
846722	SAWS SELF CONTAINED ELE-MOTOR	5055	28984	1044	18430
846729	OTH TOOL WITH ELECTRIC MOTOR	78676	627562	52104	445398
846781	CHAIN SAWS	2651	48871	1162	36401
846789	OTH TOOL WORKING IN HAND	17862	133130	12045	118595
846791	PARTS OF CHAIN SAWS	2542	18152	2137	22760
846792	PARTS OF PNEUMATIC TOOLS	1572	24411	1626	29365
846799	OTH PART TOOL WOR IN THE HAND	13896	129564	5230	218851
846810	HAND HELD BLOW PIPES		1764	1049	2549
846820	OTH GAS-OPERATED MACH APPARATU	2284	13068	2035	29091
846880	OTH MACH FOR SOLDER,BRAZING	1275	47850	13148	109633
846890	PARTS FOR SOLDERING,BRAZIN MAC	4321	41633	3139	32343
846900	TYPEWRITER;WORD PROCESS MACH		1229	153	3868
847010	ELEC CALCULATOR,DATA REC MAC	19312	175144	11139	118224
847021	CALC. MACH W PRINT DEVICE			340	345
847029	OTH ELECTRO CALCULATING MACHIN		762		1535
847030	OTHER CALCULATING MACHINES	626	1073		549
847050	CASH REGISTERS	8632	128767	747	19297
847090	OTH POSTAGE,TICKET ISSUE MACH	1170	118168	1761	30313

Contd.

10.11 Imports by Economic Categories (Detail)

(In Thousand Rupees)

I t e m s		Apr., 2017	From July, 2016	Apr., 2016	From July, 2015
847130	PORTABLE AUTOMATIC DP MACHINE	3142067	23314359	2943200	11798483
847141	OTH AUTOMATIC DATA PRO MACHINE	6837	711231	45393	1154201
847149	OTH PRESENTED IN FORM SYSTEMS	3676	1843377	14605	808681
847150	PROCESSI UNIT O/T,H-8471.41,49	327936	4471050	234570	2562312
847160	INPUT,OUTPUT UNIT IN S-HOUSING	273674	1452084	58432	550063
847170	STORAGE UNITS	87478	1113734	164017	1163987
847180	OTH UNITS OF AUTO DAT PRO MACH	11942	102830	18061	125763
847190	OTH LAN,BRIDGES,HUBS EXCL SWIT	59965	572817	29081	623041
847210	DUPLICATING MACHINES	85	5741	1080	2178
847230	SORTING/FOLDING/AFFIXING MACH	657	12557	226	1186
847290	OTHER, OFFICE MACHINES	177451	3210401	145916	2229660
847310	PARTS/ACCESS OF MACH H-84.69	177	5610		13954
847321	PART CALC MACH H-8470.10.21.29				41
847329	OTH PARTS OF MACH H-84.70	6267	21815	508	35195
847330	PARTS/ACCESS OF MACHINE 84.71	90626	932580	120504	1111150
847340	PARTS/ACCESS MACHINE HEAD84.72	29681	191279	21039	250408
847350	PARTS/ACCESS MAC HD84.69-84.72	669	17045	1086	10491
847410	SORTING/SCREENING/WASHING MACH	28542	744397	15019	427610
847420	CRUSHING OR GRINDING MACHINES	427460	11882712	21932	693504
847431	CONCRETE OR MORTAR MIXERS	56560	1725339	87284	746796
847432	MACH FOR MIXING MINERAL&BITUME	15404	734994	46157	377133
847439	OTH MACH FOR MIXING MINERALS	21137	1896567	1557	123808
847480	OTHER MACHINERY	975414	5459725	64684	808866
847490	PART OF SORTING,SCREENING MACH	242351	2430361	122181	1683485
847510	MACH FOR MAKING ELEC LAMP/TUBE		8034		33594
847521	MACH FOR MAKING OPTICAL FIBRE		1922		10
847529	OTH GLASS WORKING MACHINES	21581	636869		168014
847590	PARTS OF MACHINES H-NO.84.75	2035	90850	29622	55411
847621	BEVERAGE/VENDING MA W REFRIG	908	1518	110	5734
847629	OTH,AUTOMA BEVERG-VENDING MACH	599	9395	491	1095
847681	OTH MACH HEATING/REFRIG,DEVICE		7376		235
847689	OTH MACH INCL MONEY CHANG MACH	4969	9104	72	717
847690	PARTS OF MACH HEADING 84.76		2423		5246
847710	INJECTION-MOULDING MACHINES	440689	4129081	452686	2851576
847720	EXTRUDERS	85729	1098007	71333	737453
847730	BLOW MOULDING MACHINES	121016	1044378	114388	827218
847740	VACCUM MOLDING/THERMOFORM MACH	58244	346438	32638	119407
847751	MACH MOULD PNEUMATIC TYRE,TUBE	16260	323506	22595	164511
847759	OTH MACH FOR MOLDING/FORMING	772	101246	121615	148163
847780	OTH MACH FOR WORKING RUB/PLAST	114517	2956440	150188	3062765
847790	PARTS OF MACH,WORKING RUB/PLAS	84309	776043	98167	766459
847810	MACH FOR REPARING TOBACCO	195675	237995	885	382348
847890	PARTS OF MACHINES OF H-84.78	9920	211393	127021	620237
847910	MACH FOR PUBLIC WORKS,BUILDING	143776	1079545	57350	603262
847920	MACH FOR EXTRACT/PREP FATS/OIL	174734	456583	120298	536796
847930	PRESS PARTIAL/FIBRE BOARD ETC	5157	177585	26397	914630
847940	ROPE OR CABLE MAKING MACHINES	17519	146830	282	354783
847950	INDUSTRIAL ROBOTS(N.E.S.)	637	18031	1231	7378
847960	EVAPORATIVE AIR COOLERS	72530	740354	44793	353543
847971	PASSE BOARD BRIDGE.AIRPORT USE	99944	3403041		102699
847979	OTH PASSENGER BOARDING BRIDGES	579	13800	44	2412
847981	MA FOR TREATING METAL/FLE WIRE	15333	393603	243427	339953
847982	MIX/KNEAD/CRUSH/GRIND ETC MACH	315717	1211163	21783	840231
847989	OTH APPLI IDIVIL FUNCTIO MACH	712664	6209932	908953	4634873
847990	PART OF MA H- 8479.20.60.82.84	135103	1451231	163829	1371351
848010	MOULDING BOXES FOR MET FOUNDRY	3640	41374	702	29012
848020	MOULD BASES	3616	82204	27712	66755
848030	MOULDING PATTERNS	4982	21583	1735	16119
848041	INJECTION OR COMPRESSION TYPES	1246	74991	13707	62115
848049	OTH, MOULDS FOR METAL/CARBIDES	47301	400704	62138	407436

Contd.

10.11 Imports by Economic Categories (Detail)

(In Thousand Rupees)

Items	Apr., 2017	From July, 2016	Apr., 2016	From July, 2015	
848050	MOLULDS FOR GLASS	4352	78981	3452	55885
848060	MOULDS FOR MINERAL MATERIALS.	455515	1305762	24645	382736
848071	INJECTION OR COMPRESSION TYPES	83403	1304008	43800	652401
848079	OTH MOULDS FOR RUBBER/PLASTICS	263323	2166918	386715	1760156
848110	PRESSURE-REDUCING VALVES	114673	2376013	78728	1380789
848120	VALVES,OLEOHYD/PNEUMATIC TRANS	31325	173097	13433	210614
848130	CHECK (NONRETURN) VALVES	142138	1294602	101255	1033329
848140	SAFETY OR RELIEF VALVES	47670	765100	74087	575718
848180	OTH APPLIANCE(TAP,COCKS,VAL)	683296	10715168	868277	8195691
848190	PARTS OF APPLICANCE H-NO.84.81	113637	1132925	133531	1121803
848210	BALL BEARINGS.	465666	4455198	302212	3696074
848220	TAPERD ROLLER BEARING INC CONE	94061	614102	72505	639096
848230	SPHERICAL ROLLER BEARINGS	34645	316610	15031	281816
848240	NEEDLE ROLLER BEARINGS	16448	124410	7899	76191
848250	OTH CYCLINRICAL ROLLER BEARING	34740	198825	5871	151108
848280	OTH COMBINED BALL/ROLLER BEAR	40832	512986	29375	352739
848291	BALLS, NEEDLES/ROLLERS PARTS	19390	163491	10242	147347
848299	OTH PARTS OF BALL/ROLLER BEAR	23022	261453	21469	208415
848310	TRANSMISSION/CRANKS/SHAFTS.CAM	247522	2903679	306885	2241884
848320	BEARING HOUSING-BALL/ROLR BEAR	11583	100524	6931	99818
848330	BEARING HOUSING NOT INCOR BEAR	131364	1668781	222063	1531151
848340	GEAR,CHAIN SPOK,GEAR BOXES ETC	235586	3033267	169756	2342608
848350	FLYWHEL/PULEY INCL PULEY BLOCK	11960	339235	12017	116310
848360	CLUTCHES AND SHAFT COUPLING	75496	776791	88066	869310
848390	PARTS OF HEADING 84.83	35590	450884	40784	430892
848410	GASKET&SIMILAR JOINT OF MATALS	107943	875695	64371	618156
848420	MECHANICAL SEALS	49074	662447	117520	576610
848490	OTH GASKET&SIMI JOINT DISSIMIL	75673	890104	99922	768834
848610	MACH FOR MANUF BOULES / WAFERS		10		
848620	MAC FOR MANUF S-COND,I-CIRCUIT		385		887
848630	MACH FOR MANUF FLAT PANEL DISP		14		556
848640	MACH FOR MANU OF I-CIRCUIT,NES		108		17409
848690	PARTS&ACCE OF MACH MANU S-COND		1571	367	1472
848710	SHIPS/BOATS,PROPELLERS&BLADES		24153	384	36604
848790	O-PARTS&ACCE NOT CON ELE-CONNE	43834	505897	25221	334318
850110	ELEC MOTOR OUTPUT NOT>37.5.WAT	302668	1274394	111673	591712
850120	UNIVERSAL AC/DC MOTOR >37.5 W	220028	906237	39948	330070
850131	OTH DC MOTOR/GEN 0-P=750 WATT	26466	176710	29232	223206
850132	O-DC MOTOR/GEN 0-P-750W-75KW	839	52706	11832	63716
850133	OTH DC MOTO/GEN 0-P-75KW-375KW	7000	56696	7251	46584
850134	OTH DC MOTOR/GEN OUTPUT >375KW	657	60471		36561
850140	OTH AC MOTORS,SINGLE-PHASE	304415	1847255	277955	1428861
850151	OTHER AC MOTORS MULTI-PHASE	49319	423312	33411	394074
850152	AC MOTORS,OUTPUT-750W-75KW	162081	1474955	138846	1407962
850153	AC MOTORS,OUTPUT>75KW	59931	845046	38767	697784
850161	AC GENERATORS OUTPUT NOT>75KVA	112455	555873	135305	665282
850162	AC GENERATORS OUTPUT-75-375KVA	52047	234400	24817	150513
850163	AC GENERATOR 0-P-375KVA-750KVA		46149	992	5509
850164	AC GENERATORS OUTPUT >750 KVA	1075	392200	120450	489392
850211	EL GNERATOR (DIESEL)0-P>75 KVA	134316	3488815	237964	3578156
850212	GENER SET(DIESEL)OP- 75-375KVA	90308	2568555	161125	1475409
850213	GENER SET(DIES ENG)OP>375KVA	528076	6399960	1215309	14465756
850220	GENER SET(SP-ING ENG)OP>375KVA	1042839	3660552	17740	2625521
850231	GENERATING SETS,WIND POWERED	97341	25267527	3106555	40175171
850239	OTHER GENERATING SETS	1167350	30176225	4450944	18373881
850240	ELECTRIC ROTARY CONVERTERS.		6947		101
850300	PARTS FOR MACHIN H-85.01/85.02	745909	10698185	235919	4342991
850410	BALLAST FOR DISCHARG LAMP/TUBE	7281	130840	14343	131890
850421	LIQUID DIELECTRICT FORMERS		542724		44605
850422	LIQ D-E T/FORMER-650-10000KVA	2617	113626		233826

Contd.

10.11 Imports by Economic Categories (Detail)

(In Thousand Rupees)

Items		Apr., 2017	From July, 2016	Apr., 2016	From July, 2015
850423	LIQ DI-ELE T/FORMER >10000KVA	972892	9060312	986356	2881346
850431	OTH TRANSFORMER-PHC-NOT>1 KVA	131109	897581	37646	683599
850432	OTH TRANSFORMER-PHC-1KVA-16KVA	3125	67659	4336	269076
850433	OTH TRANSFORMER-PHC-16-500KVA	60667	1255413	78496	1127593
850434	OTH TRANSFORMER-PHC>500 KVA	123038	7571775	1708616	7724641
850440	STATIC CONVERTERS	1039940	9016647	987990	7508964
850450	OTHER INDUCTORS	29537	381581	9524	227846
850490	PARTS ELEC POWER MACH H-8504	104532	1797431	213069	1640465
850511	PERMANENT MAGNETS AND ARTICLES	14840	87870	8100	59259
850519	OTH PERMANENT MAGNETS&ARTICLES	32745	207109	21516	153801
850520	EL-MAGNET COUPLING,CLUTCH ETC	999	47269	1284	27844
850590	OTH EL-MAGNET INC/PART HD85.05	11958	70223	6758	51291
850610	MANGANESE DIOXIDE P/CELL&BATT	50222	817340	76069	835223
850630	MERCURIC OXIDE P/CELL&BATTERIES		283		242
850650	LITHIUM PRIMARY CELL&BATTERIES	22086	371491	18544	297877
850660	AIR ZINC PRIMARY CELL&BATTERIES	728	7517	94	3315
850680	OTHER PRIMARY CELL&BATTERIES	25393	395238	23729	448961
850690	PARTS OF PRIMARY CELL&BATTEIES	4845	61814	9757	95763
850710	LEAD-ACID ACCUMULATOR(STARTNG)	19061	377621	4672	27092
850720	OTHER LEAD-ACID ACCUMULATORS	406232	5379163	565109	5310067
850730	NICKEL-CADMIUM ACCUMULATORS	10544	145339	1820	100640
850740	NICKEL-IRON ACCUMULATORS		708		31
850750	BATTRIES NICKEL-METAL HYDRIDE	1390	12998	481	13138
850760	BATTRIES LITHIUM-ION	8741	655367	15254	140785
850780	OTHER ACCUMULATORS	33265	298336	89487	448544
850790	PARTS EL-ACCMOLATOR INCL SEPR	136366	376312	82762	502023
850811	VACUM CLEANER SE-CONTA E-MOTOR	10560	105694	8970	69996
850819	OTH VACUUM CLEANERS SELF MOTOR	4451	30352	840	31163
850860	OTHER VACUUM CLEANERS	3604	32396	2005	17329
850870	PARTS OF VACCUUM CLEARERS	300	4768	1497	3833
850940	FOOD GRINDER/MIXERS&JUICE EXT	56074	699159	67656	657327
850980	OTH DOMESTIC APPLIANC	3094	104962	14066	126024
850990	PARTS DOMESTIC APPLIAN	53187	549812	64051	404639
851010	SHAVERS SELF CONTAINED EL-MOTO	8461	100706	7132	50489
851020	HAIR CLIPPERS SELF CON EL-MOTO	2458	60914	6733	47210
851030	HAIR-REMOVING APPLIANCES	1209	22691	6814	51429
851090	PART OF SHAVER/CLIPPER/REMOVER	67	21663	6892	20215
851110	SPARKING PLUGS	113775	1058355	76497	872209
851120	IGNITION/DYNAMOS MAG-FLYWHEELS	11089	120916	7535	41279
851130	DISTRIBUTORS;IGNITION COILS	44463	424240	40903	317151
851140	STARTERS MOTORS/DUEL PUR GENER	16447	184222	8251	152177
851150	OTHER GENERATORS	2547	36566	4286	39621
851180	OTH EL-IGNITION/START EQUIP	10032	77100	4928	52819
851190	PARTS OF THE HEADING NO.85.11	112038	1020978	105754	1054525
851210	LIGHTS SIG EQUIP BICYCLE USED	1126	3291	57	3179
851220	OTH LIGHTING SIG EQUIPMENT	191918	1775827	163160	1754478
851230	SOUND SIGNALLING EQUIPMENT	35748	215491	13450	145349
851240	WINDSCREEN WIPER,DEFROST/DEMIS	4117	47127	3369	54271
851310	PORTABLE ELECTRIC LAMPS	60166	1464136	47382	1168017
851390	PARTS(OF THE HEADING NO.85.12)	1579	4851	123	4922
851410	RESISTANCE HEATED FURNACE/OVEN	2266	33479	3311	13148
851420	INDUCTION/DIELECTRIC FUR/OVENS	42562	178444	30638	122276
851430	OTHER FURNACES AND OVENS	46360	311692	133461	230343
851440	OTH IND/DI-EL HEATING EQUIPMNT	11553	83882	470	191581
851490	PARTS(OF HEADING NO.85.14)	35793	137360	10710	83421
851511	SOLDERING IRONS AND GUNS	1562	68735	1558	101366
851519	OTH BRAZING/SOLDER IRONS&GUNS	6304	105186	6836	79181
851521	MACHINES,RES WELDING OF METAL	1152	59400	15085	53483
851529	OTH MACH RES WELDING OF METAL	9029	263946	4372	159773
851531	MACH ARC WELDING METAL F/AUTO	7064	148011	4354	52130

Contd.

10.11 Imports by Economic Categories (Detail)

(In Thousand Rupees)

Items		Apr., 2017	From July, 2016	Apr., 2016	From July, 2015
851539	OTH MACH/APP ARC WELDING METAL	40348	547102	73080	645117
851580	OTH MACH/APP HOT SPRAYING METL	10682	153867	13785	140464
851590	PARTS(OF HEADING NO.85.15)	7534	166589	6139	555191
851610	ELE INSTANEOUS/IMERSION HEATER	1926	145038	2031	113247
851621	STORAGE HEATING RADIATORS	2251	19149	518	19113
851629	OTH ELE SPACE/SOIL HEATNG APPA	4000	289054	2308	282683
851631	HAIR DRYERS	8462	60958	4934	56907
851632	OTHER HAIR DRESSING APPARATUS	5829	51802	2158	28954
851633	HAND DRYING APPARATUS	262	4261	362	15728
851640	ELECTRIC SMOOTHING IRONS	22910	193940	21033	145814
851650	MICROWAVE OVENS	18015	357767	15197	280541
851660	OTH OVEN/COOKER/GRILL/ROASTERS	36220	314703	20123	290664
851671	ELECTRIC COFFEE OR TEA MAKERS	2071	71220	5414	44242
851672	ELECTRIC TOASTERS	2422	109744	2906	122491
851679	OTH ELECTRIC-THERMIC APPLIANCE	20587	216085	20526	270649
851680	ELECTRIC HEATING RESISTORS	22963	173492	13960	110581
851690	PARTS EL-THERMIC APP H-85.16	52478	791336	33138	918959
851711	LINE TELEPHONE CORDLESS H-SETS	4275	53683	5468	81749
851712	TELEPHONE FOR CELLULAR NETWORK	5025074	60023995	6498196	66292191
851718	OTHER TELEPHONES	24683	162061	20621	129498
851761	BASE STATIONS FOR WIRELESS N-W	400322	5738943	845693	6266269
851762	MACH FOR RECEPTION VOICE/IMAGE	2439888	23774897	2086083	24341246
851769	OTHER APPARATUS	816555	6422647	733643	6117989
851770	PARTS FOR TELEPHONES/WIRELESS	1011106	8400772	293555	4463420
851810	MICROPHONES AND STANDS THEREOF	10756	57533	3419	47107
851821	SINGLE L/SP MOUNTED IN ENCLOUR	31962	305513	10945	171151
851822	MULIPLE L/SP MOUNTED IN ENCL	13993	154616	13643	155628
851829	OTH L/SP NOT MOUNTED IN ENCL	67483	592161	32729	335693
851830	HEAD/EAR/MICRO PHONE SPEAK SET	47124	581620	27108	434968
851840	AUDIO FREQUENCY ELEC.AMPLIFIER	8682	93370	4525	49501
851850	ELECTRIC SOUND AMPLIFIER SETS	3935	31481	2715	31450
851890	PARTS & ACCESSORIES HEAD 85.18	10448	117021	6395	72217
851920	APPA OPERATED BY COINS,BANKNOT		6		160
851930	TURNTABLES (RECORD-DECKS)	16	44		214
851950	TELEPHONE ANSWERING MACHINES	575	604		1537
851981	O-APPA USING MAG/OPTICAL MEDIA	502	7644	12	4336
851989	OTH COMPACT DISK PLAYERS	5895	62679	6850	40929
852110	MAGNETIC TAPE TYPE	5259	56020	4716	27002
852190	OTH VIDEO REC/REPRODUCING APP	17630	157794	10593	159199
852210	PICK UP CARTRIDGES			2	7
852380	DATA/SOUND RECORDED AUTO.DPM	52154	4093050	80652	3339057
852550	TRANSMISSION APPA FOR RADIO/TV	7923	86424	9555	91294
852560	TRANSMISSION APPARATUS	57731	579400	26013	398173
852580	TV CAMERAS,DIGI/VIDEO CAMERA-R	129703	1361019	82256	813764
852610	RADAR APPARATUS		116046	28409	59374
852691	RADIO NAVIGATIONAL AID APPARAT	2188	110984	83475	2559849
852692	RADIO REMOTE CONTROL APPARATUS	18	7380	580	6205
852712	POCKETSIZE RADIOCASSETTE PLAYER	96	667		3303
852713	OTH APPA COMB W/SOUND REC/PRO		8977	118	701
852719	OTH RECORDING/REPRODUCING APPA	1312	15017	1503	21193
852721	OTH RADIO BRO-RECEIVER FOR VEH	11619	98239	8243	58004
852729	OTH SOUND REC/REPRO APPA VEH	29439	130682	16759	136973
852791	OTH APPA COMB W/SOUND REC/PRO		163	84	1942
852792	APPA NOT COMB W-S-RECOR/REPROD				185
852799	MODEMS FOR SUND RECOD APPA	1748	13137	206	1153
852841	MONITORS AUTOM DATA PRO SYSTEM	1317	78412	1514	10470
852849	OTH CATHODE-RAY TUBE MONITORS	2329	94039	2412	38246
852851	OTH MONITOR DATA PROCESSING SY	38566	868409	363614	2360334
852859	OTHER MONITORS	20179	405181	38737	131334
852861	PROJECTOR FOR AUTO- DPS-H8471	12470	238783	12028	139103

Contd.

10.11 Imports by Economic Categories (Detail)

(In Thousand Rupees)

Items		Apr., 2017	From July, 2016	Apr., 2016	From July, 2015
852869	MULTIMEDIA PROJECTOR-FOR DP-SY	351	9289	377	35701
852871	RECEPTION APPA FOR TV	40625	173419	29348	228847
852872	OTH COLOUR TV SETS	378284	6660710	581480	5142588
852873	OTH MONOCHROME RECEPTION-APPA			21	226
852910	AERIALS/REFLECTORS ALL KINDS	10264	117691	15053	333739
852990	OTH PARTS/APP H-85.25-85.28	101439	1408392	75908	1351427
853010	EL-SIGNAL EQP RAILWAY/TRAMWAY		335749		2105
853080	OTH SIGNAL EQP EL TRAFIC CONT	3867	2311222	5408	105151
853090	PARTS OF EQP HEAD 85.30	1532	41895	124	34237
853110	BURGLAR/FIRE ALARMS/SIMIL APPT	38851	839215	30844	255564
853120	INDICATOR PANEL INCORP LCD/LED	10650	388593	10571	123614
853180	OTHER APPARATUS	5197	102834	7658	103675
853190	PARTS ELEC SOUND/VIS SIG APPT	23903	505280	11178	69744
853210	FIX CAPACITO 50/60HZ CAP.5KVAR	15987	218758	3279	128579
853221	OTHER FIXED CAPACITOR	259	1029	651	2689
853222	ALUMINIUM ELECTROLYTIC FIX CAP	390	7927	392	6355
853223	CERAMIC DIELEC,SIN-LYR FIX CAP	3185	13122	2453	8998
853224	CERAMIC DIELEC MUL-LYR FIX CAP	2413	30791	4375	23919
853225	DIELECTRIC PAPER PLAS FIX CAP	7238	41560	8856	26123
853229	OTHER FIXED CAPACITORS	20705	207176	27104	242020
853230	VARIABLE/ADJUSTABLE CAPACITORS	2866	19629	3237	15445
853290	PARTS OF ELECTRICAL CAPACITORS	1116	31886	4170	41967
853310	FIXED CARBON RES COMP/FILMTYPE	3585	116541	3026	39300
853321	OTH FIXED RES CAPACITY < 20 W	325	8576	322	5321
853329	OTHER FIXED RESISTORS	11359	167194	14665	121333
853331	W/WOUND RESISTOR- RHEO&POTEN	1663	21682	2044	25985
853339	OTH W/WOUND VARIABLE RESISTORS	1198	36718	7610	28646
853340	OTH VAR RES INCL REHEOSTATS	15936	101742	7337	94215
853390	PARTS FOR ELECTRICAL RESISTERS	1227	7558	484	9716
853400	PRINTED CIRCUITS	28462	328314	26550	345113
853510	FUSES FOR VOLTAGE >1000 VOTTS	4591	50523	11487	90959
853521	AUTOMA C-BRAKER VOT <72.5 KV	124085	1332808	61886	718403
853529	OTH AUTOMATIC CIRCUIT BRAKER	251902	3460144	269861	1086782
853530	ISOLATING/MAKE-AND-BREAK SWIT	50900	1594192	189362	846697
853540	LIGHT ARRESTER,VOL LIMITER ETC	15920	464889	76291	269430
853590	ELEC APP SWITCHING CIR>1000VOL	20599	828495	61170	1269772
853610	FUSES FOR VOLTAGE <1000 VOLTS	14509	97117	4598	115257
853620	AUTOMATIC CIR BREAKER	228251	2161394	196721	2017173
853630	OTH APP PROTECTING ELEC CIRCUL	8506	58933	1961	73237
853641	RELAYS FOR VOLTAGE	10728	114157	5812	219280
853649	OTHER, RELAYS	81098	878748	65542	942909
853650	OTHER SWITHCES	107234	1084651	87131	883932
853661	LAMP HOLDERS	9165	124837	5092	55318
853669	OTHER,PLUGS AND SOCKETS	121792	994283	84490	853360
853670	CONNECTORS FOR OPTICALFIBRES	12053	62158	2347	27719
853690	OTH ELECTRICAL APPARATUS	124083	1660910	113564	1080450
853710	BOARD,PANEC ETC VOLTAGE-1000V	359458	10397505	370085	3153641
853720	BODIES,CONSOLE ETC VOLT>1000V	525619	12536631	43684	4101545
853810	BOARD,PANELS GOODS HEAD 85.37	24065	585597	83370	780771
853890	OTH PARTS SUITABLE GOOD H85.37	502520	2751833	241893	2491953
853910	SEALED BEAM LAMP UNITS	12199	104439	9586	79414
853921	TUNGSTEN HALOGEN LAMPS	39812	452805	30796	266277
853922	OTH LAMPS 200W FOR VOLT>100V	18397	86039	10360	86096
853929	OTH FILAMENT LAMPS EXCL U-VIOL	21791	417561	25075	483972
853931	DISCHARGE LAMP O/TAN U-V-LAMP	515478	7006733	35590	199076
853932	MERCURY OR SODIUM VAPOUR LAMPS	23969	220140	6674	48126
853939	OTH DISCHARGE LAMPS,OTH ULTRA	3089	75238	709265	8032175
853941	ARC-LAMPS (ELECTRIC)	262	4371	95	5827
853949	OTH ULTRA-VOILET/INFRA-REDLAMP	2328	38327	5025	40955
853990	PARTS ELECTRIC FILAMENT/D-LAMP	43829	545998	33474	401803

Contd.

10.11 Imports by Economic Categories (Detail)

(In Thousand Rupees)

Items		Apr., 2017	From July, 2016	Apr., 2016	From July, 2015
854011	CATHODE-RAY TV PICTURE TUBES			2871	14204
854020	TV CAMERA TUBE(IMAG CONVERTER)		758	342	361
854040	DATA GRAP DISPL TUBE,COLO/MONO		22		
854060	OTHER CATHODE-RAY TUBES		1157		130
854071	MAGNETRONS	20439	273378	6743	297674
854079	OTH,MICROWAVE TUBE,CARCINOTR		100		1392
854081	OTHER VALVES AND TUBES:		5345	15	191
854089	OTHER VALVES ANA TUBES,N.S.	34	3496	85	3045
854091	PARTS OF CATHODE-RAY TUBES		191		
854099	OTH PARTS OF HEADING NO.85.40	12	917	53	2666
854110	DIODES,OTH THAN PHOTOSENSITIVE	24471	176303	12535	169199
854121	TRANSISTOR O/THAN PHOTOSENSITV	474	13260	1190	8572
854129	OTH TRANSISTOR O/TH PHOTOSEN	9323	73591	7333	63313
854130	THYRISTORS DIACS AND TRIACS	1136	12677	5285	17897
854140	PHOTOSENSITIV SEMICONDUCTOR DE	11223461	55219680	10106282	55389560
854150	OTH SEMICONDUCTOR DEVICES	1858	33688	578	71023
854160	MOUNTED PIEZO-ELECTRIC CRYSTAL	2679	26119	3183	16324
854190	PARTS OF APPARATUS OF H-85.41	1168	28938	1565	25463
854231	ELECTRONIC INTEGRATED CIRCUIT	38692	381285	35916	316633
854232	MEMORIES	1486	150412	20159	92380
854233	AMPLIFIERS	6476	42418	1774	45953
854239	OTH ELECTRO INTEGRATED CIRCUIT	49347	592053	39592	393509
854290	PARTS OF ELEC INTIGRAT CIRCUIT	16848	50538	9795	91453
854310	PARTICLES ACCELERATORS		197142		104700
854320	SIGNAL GENERATORS	655	12101	1001	30798
854330	MACH APPA EL-PLATNG ELECTROLYS	3792	262850	1474	324313
854370	OTHER MACHINE/APPARATUS	706196	3300019	368487	2388495
854390	PARTS OF THE APPARATUS H-85.43	18458	169338	7148	217401
854411	WINDING WIRE OF COPPER	12746	218171	63123	228311
854419	OTHER WINDING WIRE OF COPPER	39153	564045	78930	684712
854420	CO-AXIAL CABLE & CONDUCTORS	100621	672830	111960	1010242
854430	IGNITION & OTHER WRITING SETS	12454	119333	7569	685854
854442	COMPUTER LEADS WITH CONNECTOR	175719	2554364	56677	837726
854449	OTH ELECTRIC CONDUCTOR N>1000V	420846	7078659	456690	4675984
854460	OTH EL CON FOR VOLTAGE >1000V	230063	1826000	580260	2218097
854470	OPTICAL FIBRE CABLES	29455	1000783	73800	511817
854511	ELECTRODES USED IN FURNACES	9751	71635	33975	97100
854519	OTHER ELECTRODES	78	21202	633	13259
854520	CARBON BRUSHES	7197	63107	8528	45073
854590	OTH LAMP/BATTERY CARBON,GRAPIT	4083	51472	2126	25268
854610	EELECTRICAL INSULATOR OF GLASS		5		180
854620	EELECTRICAL INSULATOR CERAMICS	3854	2070777	8615	2559072
854690	OTH ELE INSU OTH THN GLAS,CERA	13801	364684	89566	188307
854710	INSULATING FITTINGS OF CERMIC	90	4230	754	2435
854720	INSULATING FITTINGS OF PLASTIC	1393	16263	303	9909
854790	OTH INSULATIN FITT PLAS/CERMIC	6394	177104	4258	246799
854810	WAST/SCRP PRI BATRY,CEL,ACCUMU	204628	1158910	66262	1295822
854890	OTH,PARTS ELE MACHINE/APP NES	1625	22465	1169	9087
860110	RAIL LOCOMO POWERED ELECTRICIT		1794		9628
860210	DIESEL ELECTRIC LOCOMOTIVES	7131913	12752050		30822
860290	OTH,RAIL LOCOMOTVE,LOCOMO TEND				27
860390	OTH,RAILWAY OR TRAMWAY COACHES				14
860400	RAIL/TRAMWAY MAINTENANCE VEHIC		669056		1325631
860500	RAIL/TRAMWAY PASSENGER COACHES				6999
860630	SELF DISCHARGING VANS,WAGONS		277		
860699	OTH RAIL,TRAMWAY GOOD VAN(NSP)	147004	3212281		5466
860711	DRIVING BOGIES&BISSSEL-BOGIES				10
860719	OTH INCL PARTS AXELS/WHEEL		1341143		207311
860721	AIR BRAKES AND PARTS THEREOF		42467		
860729	OTH BRAKES LOCOMO&PATS THEREOF	136	290562	30658	108393

Contd.

10.11 Imports by Economic Categories (Detail)

(In Thousand Rupees)

Items		Apr., 2017	From July, 2016	Apr., 2016	From July, 2015
860730	HOOKS,COUPLIN DEVICES,BUFFERS		137	3417	8638
860791	OTHER PARTS OF LOCOMOTIVES	533585	3545343	420882	2361354
860799	OTH RAILWAY LOCOMOT STOCK PART	745	2820		15818
860800	RAIL/TRAMWAY TRACK FIXTURES	8804	1259488	202191	506576
860900	CONTAINERS SPECIL DESI,EQUIPPED	17887	249905	26803	202220
870110	PEDESTRAIN CONTROLLED TRACTORS				5031
870120	ROAD TRACTORS FOR SEMI-TRAILER	1119666	10554782	1110985	7873718
870130	TRACK-LAYING TRACTORS		166		13916
870190	COMP AG-TRACTORS-ANY KIT FORM	151590	3976563	72496	1221148
870210	M.VEH 10 OR >PERSON DIESEL ENG	638351	8633277	603113	5608776
870290	COMP O-M-VEH 10PER&DERIVER AKF	45104	569681	43856	1384680
870310	M-CAR FOR TRAVEL ON SNOW/GOLF		22408	3028	25520
870321	MOTOR VEH CYLNDER CAP-1000CC	4244920	39092908	3159802	31984157
870322	OTH CAR CY CAP>1000CC - 1500CC	3984629	30070643	3345989	28066674
870323	OTH VEH CYL CAP 1500 - 3000CC	3374975	24974020	1243748	14291179
870324	OTH VEH CYL CAPACITY>3000CC	109167	5484673	636400	4161059
870331	OTH VEH(DIESEL ENG)CYL-C-1500CC				887
870332	VEH(DIESEL ENG)CY-1500 -2500CC		35490	5614	513063
870333	OTH VEH(DIESEL ENG)CAP>2500CC	27118	597991	61766	518521
870390	OTH M-CAR/M-VEH FOR PERSONS		28224		30080
870410	DUMPERS DESIGN FOR OFF-HIGHWAY	278466	4074510	168690	1585120
870421	OTH VEH(DIESEL ENG)NOT>5TONNES	975285	7972912	1009809	8487902
870422	OTH VEH(DIESEL ENG)GVW-5-20TON	1365836	9489225	712300	5882388
870423	OTH VEH(DIESEL)GVW >20 TONNES	961989	7153047	364861	1472295
870431	OT VEH SPARK-IGNITION NOT>5TON	335040	3985991	328845	5286391
870490	OTH VEH FOR TRANSPORT GOODS		480		4753
870510	CRANE LORRIES	224412	2642196	117114	847652
870530	FIRE FIGHTING VEHICLES	24181	72534		38060
870540	CONCRETE-MIXER LORRIES	280250	1351075	209219	1045776
870590	OTH SPECIAL PURPOSE MOTOR VEHL	418354	5258595	336327	1414765
870710	BODIES/CABS FOR VEH-H-87.03	40981	277558	23830	45499
870790	BODIES OF VEH-H-87042190&.3190	58890	394892	23518	187317
870810	BUMPERS AND PARTS THEREOF	34301	505218	32374	220837
870821	OTH PART ACCE OF BODIES,SEATS	32784	333469	39656	275272
870829	OTH PART ACCE OF BODIES,CABS	1065783	7594847	489899	4327543
870830	BRAKES&SERVO-BRAKES,PARTS VEH	97760	973451	79109	711723
870840	GEAR BOXES AND PARTS THEREOF	418458	1972061	87320	778805
870850	DRIVE-AXLES WITH DIFFERENTIAL	100133	810755	51042	564473
870870	ROAD WHEELS&PARTS&ACCESSO	107932	879851	69216	540697
870880	SUSPENSION SYS,SHOCK-ABSORBERS	159795	1697093	133038	1612990
870891	RADIATORS & PARTS THEREOF VEH	38879	267664	22551	242417
870892	SILENCERS&EXHAUST PIPES,PARTS	311	25305	3559	18148
870893	CLUTCHES AND PARTS THEREOF	21758	226620	16720	199206
870894	STEERING WHEELS,CLUMNS,BOXES	67119	621514	65157	361650
870895	SAFETY AIRBAGS INFLATER SYSTEM	365	892	120	3083
870899	OTH PARTS FOR VEHICLES H-8701	846692	5954625	586436	7578764
870911	WORK TRUCKS SELF-PROPEL ELECTR		672	845	7031
870919	OTH WORK TRUCK SELF PRO N-FITT		194513	101967	499687
871000	TANKS,OTH ARMOUD FITGHING VEH		146357		12200
871110	MOTORCYCLE CYL CAP-NOT>50CC		85	199	1481
871120	M-CYCLE CYL CAPACITY- 50-250CC	732995	7705518	666101	8624160
871130	M-CYCLE CYL CAPACITY-250-500CC		656		148379
871140	M-CYCLE CYL CAP-500-800CC	17705	125581	4493	49575
871150	M-CYCLE CYL CAP EXCEEDIN-800CC	22537	86113	4835	59382
871190	OTH M-CYCLE(INCLUDING MOPEDS)		2322	55	7584
871200	BICYCLES,OTH DELIVERY TRICYCL	88440	667438	84737	700354
871310	INVALID CARRIAG NOT MECH PROPL	31276	322909	30036	256842
871390	OTH INVALID CARRIAG MOTORISED	331	14255	4639	16853
871410	SADDLES OF MOTORCYCLES,MOPEDS	609504	6129350	446981	5325943
871420	PART ACCE INVALID CARRIAGES	50	937	73	1437

Contd.

10.11 Imports by Economic Categories (Detail)

(In Thousand Rupees)

Items		Apr., 2017	From July, 2016	Apr., 2016	From July, 2015
871491	FRAMES,FORKS & PARTS THEREOF	203	1222		8440
871492	WHEEL RIMS AND SPOKES	619	19677	145	5680
871493	HUBS,COAST BRAK HUB,FREE WHEL	3101	72764	8967	82720
871494	BRAK,COAST BRAK HUB,HUB BRAK	483	19452	95	10218
871495	OTHER, SADDLES	2196	24529	1101	18723
871496	PEDALS,CRANK-GEAR,& PARTS THOF	411	12590		3373
871500	BABY CARRIAGES & PARTS THEREOF	8342	57822	4293	65968
871610	TRAILER,SEMI-TRALER CARVN TYPE				14442
871620	SELF LOADING/UNLODING TRAL AGR				15088
871631	TAKER/SEMI TANKER TRAILERS	52435	274019	36772	181354
871639	OTH TRAILER,SEMI TRAI FOR GOOD	9750	215724	817	164702
871640	OTH TRAILERS & SEMI-TRAILERS	3908	290153		66978
871680	OTH VEH NOT MECHANICALLY PROPL	19674	229668	19460	91374
871690	PARTS,TRAILER SEMI-TRAI H87.16	27404	463147	43208	309913
880100	GLIDERS AND HANG GLIDERS			106	111
880211	HALICOPTER UNLADN WT!>2000 KG	165607	165607		
880212	HALICOPTER UNLADN WT>2000 KG	1437054	1437054		1254270
880220	AEROPLAN UNLADEN WT NOT>2000KG		1278		77035
880230	AEROPLAN UNLADN W-2000-15000KG			56285	56285
880240	AEROPLAN UNLADN WT >15000KG		862668	110614	21896397
880310	PROPELLERS,ROTORS & PATS THROF	16136	16225		10240
880320	UNDER CARRIAGES/PARTS THEREOF	342	2334		5026
880330	OTH PARTS OF AEROPLANE/HELICOP	77254	1256340	213965	1928447
880400	PARACHUTES AND ROTOCHUTES,PART		4637		413
880510	AIRCRA LAUN GEAR,DECK ARRESTOR			11	1955
880521	AIR COMBAT SIMULATORS & PARTS		86583		
880529	OTH GROUND FLYING TRAINER PART	575	1295	76064	151656
890110	CRUISE SHIPS,BOATS FOR PERSONS		7476		830
890190	OTH VESSELS FOR PERSONS/GOODS		81339		
890310	INFLATABLE YATCHS,VESL PLE/SPO		31974	448	1605
890391	SAILBOATS,WITH/W-OUT AUX-MOTOR		14850		
890392	MOTORBOAT,O/THN OUTBOARD M-BO		320		8257
890399	OTH INFLTABLE YATCHTS	924	7137	118	139905
890400	TUGS AND PUSHER CRAFT.		57518		
890510	DREDGERS		2860094	464286	743034
890520	SUBMERSIBLE DRILLING PLATFORMS	12333	12333		
890590	OTH LIGHT VESSELS,FLO-CRANES		708404	91	121639
890690	OTHER VESSELS & LIFEBOATS		12789	46	46
890710	OTH FLOATING INFLATABLE RAFTS	8684	12148		846
890790	OTH FLOATING STRUCTURES,TANKS		88622	2893	97849
900490	OTH SPECT,GOGGLE&THE LIKE CORR	5289	69363	5336	43107
900510	BINOCULARS	1588	109144	1606	6746
900580	OTH ASTRONOMICAL INSTRUMENTS	213	21083	33726	55071
900699	O-PART,AC P-GRAPHIC F-LIGH APP	148	9222	209	3411
900710	CINEMATOGRAPHIC CAMERAS		742		2682
900720	CINEMATOGRAPH PROJECTOR.S-R/RE		34887	541	36431
900791	PAR,ACC-CINEMATOGRAPHIC CAMERA	21	1181		3285
900792	PART,ACCE-CINEMATOGR PROJECTOR	698	6030	1185	4936
900850	PROJECTORS,ENLARGERS&REDUCERS		2047	1941	7058
900890	PARTS/ACCE OF IMAGE PROJECTORS		901	43	1042
901010	APPA,EQUI AUTOMATC DEVELO FILM	846	35403	2204	46972
901050	OTH APP EQU PHO-GRAPHIC LAB	267	9068	1248	8100
901060	PROJECTION SCREENS	1028	27715	2027	41775
901090	PART ACCE OF APP/EUIP H-90.10	1438	10285	131	6904
901110	STEREOSCOPIC MICROSCOPES	430	7616	18790	19392
901120	OTH MICROSCOPE P-MICROGRAPHY	128	2679	470	10540
901180	OTHER MICROSCOPES	42986	344484	12405	125721
901190	PART,ACCE OF OPTCAL MICROSCOPE	1354	4050	3049	7333
901210	M-SCOPE O/THN OPTIC M-SCOP APP	2357	95827	10687	25501
901290	PART,ACC M-SCOPE O/THN OPTICAL	322	744	77	4143

Contd.

10.11 Imports by Economic Categories (Detail)

(In Thousand Rupees)

Items	Apr., 2017	From July, 2016	Apr., 2016	From July, 2015	
901310	TELESCOPIC SIGHTS FITT TO ARMS	89	11894	177	662
901320	LASERS OTHER THAN LASER DIODS	4565	36568	13973	29813
901380	OTH DEVICES APPLI&INSTRUMENTS	42123	397896	24378	217814
901390	PARTS,ACCE OF SUB GROUP-90.13	188	15388	995	11359
901410	DIRECTION FINDING COMPASSES	7414	8977	345	10971
901420	INST/APPLI AERONAUTIC NAVIGATO	430039	672454	1511	88315
901480	OTH INS/APPLI(NAVIGATIONAL)	404	6606		17242
901490	PART,ACCE OF SUB GROUP OF90.14	107	1104	5514	39516
901510	RANGEFINDERS	64	5723	527	1518
901520	THEODOLITES AND TACHEOMETERS	896	14395	23	7146
901530	SURVEYING LEVELS	5707	55955	5864	20894
901540	PH-GRAMMETRICAL SURVEY INS/APP	54	168		50468
901580	OTH INS AND APPLIANC-SURVEYING	20299	1607275	293310	3894367
901590	PARTS&ACCE OF SURVEYING INSTRU	13730	1012398	75799	1738787
901600	BALANCE SENSITIVITY 5CG/BETTER	4326	42077	2026	30939
901710	DRAFTING TABLE MACH W/NOT AUTO	2162	22405	1634	34976
901720	O-DRAWING MARK/MATH CALC INSTR	3041	115964	7171	69093
901730	MICROMETERS/CALLIPERS & GUAGES	7310	69359	6615	46771
901780	OTHER INSTRUMENTS	12817	176068	9740	111379
901790	PARTS/ACCE OF MEASURING INSTRU	1363	12556		10706
901811	ELECTRO-CARDIOGRAPHS	4946	55786	8097	74664
901812	ULTRASONIC SCANNING APPARATUS	48158	572997	44743	488765
901813	MAGNETC RESONANCE IMAGING APPA	216263	2050508	101107	1768504
901814	SCINTIGRAPHIC APPARATUS		26949		5099
901819	OTH ELECTRO-DIAGNOSTIC APPARAT	233429	2473564	188777	2146352
901820	ULTRA VOILET/INFRA-RED RAY APP	523	1188	2092	2490
901831	SYRINGES,WITH/WITHOUT NEEDLES	205798	2213949	220614	1784802
901832	TUBULAR METAL NEEDLE/NEDL SUTU	39096	296665	40149	277433
901839	OTH NEDLES,CATHERS,CANNULA	972030	7120348	507971	5456941
901841	DENTAL DRILL ENGINES,W/C-D-EQU	833	7434	1024	1906
901849	OTH;INS/APPLI, DENTAL SCIENCE	7266	79497	5790	70922
901850	OTH,OPHTHALMIC INST&APPLIANCE	53508	450918	32993	344469
901890	OTH INSTRUMENT & APPLIANCE.	798660	8670567	1015410	9181287
901910	MECHANO-THERPY,MESSAGE/PSY APP	8222	236525	30938	245698
901920	OZONE,OXYGEN ,AEROSOL THERAPY,	149016	1032476	69821	944598
902190	OTH;APP,WORN CARY,IMPL IN BODY	21113	108876	18848	281371
902212	COMPUTED TOMOGRAPHY APPARATUS	251284	1163769	1877	3068090
902213	OTH X-RAY APPA FOR DENTAL USES	3303	9976	266	266
902214	OTH,X-RAY APP FOR MEDICAL SURG	187368	1407575	152564	759961
902219	X-RAY APPA FOR OTHER USES	809782	1077451	42425	917207
902221	APP BASE ON ALP,BETA GAMA RADI		53306	2920	15156
902229	APP ALPHA-BE-GA RADI-OTHER USE		340332	6236	42359
902230	X-RAY TUBES		63261	2985	73040
902290	O-APP AL-B-G RADI INCL PA/ACCE	12906	186964	48592	164003
902300	APPA DESIGNED F-DEMANSTRATION	115437	823613	33749	654025
902410	MACH&APPLI FOR TESTING METALS	6413	67855	4659	66064
902480	O-MACH-TESTING HARDNESS/STREN	66678	505404	47382	383366
902490	PARTS&ACC-HARD/STREN TEST MACH	7064	59824	4947	43695
902511	LIQUID-FILLED THERMOMETER/PYRO	6051	90944	7812	55134
902519	OTHER THERMOMETERS/PYROMETERS	10345	161769	27101	415261
902580	OTHER INSTRUMENTS	17526	227126	55853	230623
902590	PARTS ACCE INSTRUMENTS H-9025	4909	72731	2240	34782
902610	APP,MEASUR/CHECK FLOW/ LEVEL.	19947	604338	49822	394296
902620	APP, MEASUR/CHECK PRESSURE.	60030	757143	25477	474136
902680	OTH,APP,MEASUR VARIATION LIQ/G	91788	1616252	135413	1669865
902690	PARTS,ACCE OF SUB GROUP 90.26.	41701	543393	41980	761889
902710	GAS/SMOKE ANALYSIS APPARATUS.	91017	591989	12553	261637
902720	CHROMATOGRAPHS/ELECTROPHOR INS	66322	571983	32989	400442
902730	SPECTRO,SPECTROPHOT-METER RADI	26282	508161	19161	303553
902750	OTH,INS.USING OPTCAL RADIATION	60649	1805584	128079	892757

Contd.

10.11 Imports by Economic Categories (Detail)

(In Thousand Rupees)

Items	Apr., 2017	From July, 2016	Apr., 2016	From July, 2015
902780	312408	3029795	213378	2551587
902790	79807	809179	34502	403237
902810	148649	588059	181592	2416616
902820	500	15261	1185	11362
902830	7525	180143	13731	144775
902890	34038	780378	111580	760585
902910	1982	21686	1454	19354
902920	18746	90897	9354	69307
902990	12874	142152	9774	107535
903010	4033	125615	78750	395514
903020	2153	36519	4529	38508
903031	5292	49824	6088	33463
903032	541	20962	447	21064
903033	29419	468898	19562	209103
903039	1146	40576	3053	37494
903040	2732	177378	629	114924
903082		8454		652
903084	8005	68475	156	9343
903089	26855	310884	3538	199349
903090	3205	30495	1817	63277
903110	6046	45320	73	36772
903120	886	18100		62734
903141		168		34
903149	11160	1367112	5083	116434
903180	186243	2093974	169443	2303962
903190	14941	217129	19859	167950
903210	38529	415674	58840	550870
903220	7169	16595	900	10896
903281	1139	28911	1371	24822
903289	302113	3795974	173578	1747859
903290	6887	93788	5930	93533
940210	1864	73204	2842	62174
940290	84375	788547	45208	570931
940560	10808	313367	118402	375268
940591	9094	137022	16466	128122
940599	7760	121338	6860	52589

10.12 Exports by Areas and Countries / Territories

(In Thousand Rupees)

Territories/Countries	Apr., 2017	Cumulative From July,2016	Apr., 2016	Cumulative From July,2015
GRAND TOTALS	188,385,884	1,768,744,855	179,622,048	1,803,448,758
LATIN AMERICA	389,138	2,795,343	171,475	2,453,379
Anguilla		308		308
Antigua and Barbuda	418	1,751	370	2,861
Aruba		1,375		1,895
Bahamas	2,222	21,556	1,670	18,145
Barbados	193	9,413	402	15,146
British Virgin Is.		2,363	315	3,467
Cayman Islands		3,503		3,726
Cuba		164,211	6,702	334,929
Dominica		2,737		3,835
Dominican Republic	177,873	1,455,611	72,024	970,567
Grenada	828	20,456	5,043	18,004
Guadeloupe		3,052		82,532
Haiti	59,314	282,332	14,459	160,496
Jamaica	18,475	175,035	25,854	164,541
Martinique	10,838	21,300	3,961	26,903
Netherlands Antilles		288		188
Puerto Rico	5,286	164,591	8,451	198,034
St.Kitts and Nevis		471	412	2,087
St. Lucia	5,391	15,067		18,468
St.Vincent/Grenadine	804	11,113	493	13,638
Trinidad and Tobago	107,496	438,811	31,320	412,138
US.Virgin Islands				1,471
CENTRAL AMERICA	1,134,605	11,137,530	1,327,383	13,116,704
Belize	827	2,748	927	2,782
Costa Rica	75,151	479,346	17,846	356,462
El Salvador	19,724	198,239	31,603	287,009
Guatemala	19,466	326,615	35,424	572,706
Honduras	21,080	378,106	37,727	973,909
Mexico	807,643	8,219,596	1,022,883	9,195,251
Nicaragua	78,579	657,140	91,087	712,264
Panama	112,135	875,740	89,885	1,016,320
SOUTH AMERICA	2,175,506	20,965,140	2,343,075	21,392,643
Argentina	342,432	3,670,815	628,894	5,022,349
Bolivia	717	69,570	7,280	56,226
Brazil	475,469	3,584,491	381,668	3,425,152
Chile	519,191	5,802,455	595,455	5,416,521
Colombia	378,474	3,142,555	322,387	3,216,138
Ecuador	98,501	601,882	33,586	477,492
Guyana	625	60,031	5,281	54,665
Paraguay	39,229	708,813	74,511	651,413
Peru	205,519	2,295,427	203,259	2,234,379
Suriname	171	27,403	9,820	22,698
Uruguay	71,712	727,819	50,958	479,315
Venezuela,Bolivar. R	43,465	273,879	29,975	336,295
NORTH AMERICA	30,168,117	313,676,455	33,147,879	320,030,227
Bermuda	630	7,345	916	8,258
Canada	2,445,543	19,710,093	2,122,769	18,536,659
U.S.America	27,721,944	293,959,017	31,024,194	301,485,309
EASTERN EUROPE	3,450,861	39,055,782	3,489,921	37,701,819
Belarus	289	14,511	11,932	50,064
Bulgaria	117,582	1,210,161	127,169	1,050,485
Czech Republic	309,133	3,618,210	319,063	2,956,930
Hungary	79,365	962,147	97,619	891,324
Poland	1,508,778	15,558,852	1,640,288	13,577,289
Republic of Moldova	1,179	6,934	654	9,009
Romania	117,834	1,994,857	165,088	1,705,314
Russian Federation	907,180	12,063,497	788,754	13,805,378
Slovakia/Slovak R.	25,557	293,790	34,654	298,298
Ukraine	383,964	3,332,824	304,700	3,357,728

Contd.

10.12 Exports by Areas and Countries / Territories

(In Thousand Rupees)

Territories/Countries	Apr., 2017	Cumulative From July,2016	Apr., 2016	Cumulative From July,2015
NORTHERN EUROPE	18,327,865	176,590,759	16,018,992	173,176,833
Denmark	1,293,498	12,477,306	1,205,196	11,005,267
Estonia	128,529	1,260,193	123,334	1,509,093
Finland	347,891	2,537,029	187,922	2,636,380
Iceland		9,417	2,158	14,337
Ireland	494,675	4,907,150	522,390	4,489,211
Latvia	103,928	929,156	68,705	570,902
Lithuania	286,718	2,893,496	245,977	2,788,505
Norway	346,371	3,818,760	356,241	3,657,347
Sweden	1,014,762	11,881,603	822,610	10,096,554
United Kingdom	14,311,492	135,876,649	12,484,459	136,409,238
SOUTHERN EUROPE	15,298,654	153,838,590	15,492,671	149,081,650
Albania	34,936	351,192	64,194	388,989
Andorra		135		364
Bosnia & Herzegovina	251	9,231	4,505	14,712
Croatia	142,214	1,260,870	196,911	983,230
Fr.Yugoslav R.Macedo		2,168	482	1,426
Gibraltar			341	341
Greece	660,033	5,401,333	693,057	5,290,943
Italy	5,469,524	55,878,254	5,842,355	54,458,913
Malta	30,020	329,206	43,903	392,053
Portugal	1,749,776	13,630,370	1,589,970	14,059,336
San Marino				1,005
Slovenia	546,621	5,052,490	395,077	4,659,619
Spain	6,604,224	69,896,837	6,643,979	68,647,662
Serbia	61,054	2,026,505	17,896	183,056
WESTERN EUROPE	25,985,367	250,692,346	25,766,884	236,359,511
Austria	83,247	1,116,513	127,914	1,322,640
Belgium	5,270,191	54,840,187	6,181,031	51,717,470
Europien Union				10,646
France	3,499,806	31,410,798	3,343,161	28,798,198
Germany	11,257,663	103,795,002	11,055,706	98,031,030
Liechtenstein	651	1,319		
Luxembourg	8,407	65,276	278	12,766
Monaco		532		
Netherlands	5,735,253	58,451,362	4,937,477	55,388,831
Switzerland	130,149	1,011,357	121,317	1,077,930
EASTERN AFRICA	7,468,184	59,603,588	5,270,497	59,310,178
Burundi	4,937	24,443	653	8,586
Comoros	73,857	1,497,564	185,215	1,287,824
Djibouti	233,451	2,490,921	111,403	3,142,214
Eritrea				17,638
Ethiopia	6,624	94,207	10,304	63,333
Kenya	3,355,854	26,137,084	1,619,719	21,821,954
Madagascar	1,670,379	7,890,485	537,660	6,900,581
Malawi	13,556	76,517	12,145	186,812
Mauritius	267,683	1,429,291	76,850	1,526,162
Mayotte	1,467	37,357	1,361	65,164
Mozambique	682,094	6,326,278	1,297,308	8,445,344
Reunion	50,021	536,254	31,423	511,240
Rwanda	224	4,339	2,344	18,754
Seychelles	17,074	267,939	19,071	220,617
Somalia	273,729	3,252,363	453,333	2,434,910
Uganda	10,482	127,928	8,522	125,787
U.R.of Tanzania	776,765	8,556,303	795,768	11,956,364
Zambia	1,121	39,430	678	53,901
Zimbabwe	28,866	814,885	106,742	522,993
MIDDLE AFRICA	363,775	4,399,963	608,368	5,656,283
Angola	74,079	1,901,507	153,145	1,950,482
Cameroon	168,677	1,634,997	185,429	1,202,004
Central African R.		67		71
Chad		2,347	211	2,052

Contd.

10.12 Exports by Areas and Countries / Territories

(In Thousand Rupees)

Territories/Countries	Apr., 2017	Cumulative From July,2016	Apr., 2016	Cumulative From July,2015
Congo, Republic of	33,745	43,035	11,823	84,755
D.R.of Congo	51,787	636,273	255,160	2,254,113
Equatorial G.(Ri.Mi)		6,713	1,422	2,762
Gabon	35,487	167,772	1,177	160,045
Sao Tome & Principe		7,252		
NORTHERN AFRICA	1,602,374	16,676,516	2,303,574	19,579,310
Algeria	206,968	1,709,182	334,420	1,988,058
Egypt(U.A.R.)	592,693	7,629,240	1,082,198	10,366,785
Libya	54,294	329,313	40,114	454,371
Morocco	193,353	1,628,233	189,479	1,290,658
Sudan			482,530	3,562,195
South Sudan	358,980	3,553,778		
Tunisia	196,086	1,826,771	174,834	1,916,822
Western Sahara(Ri.De)				420
SOUTHERN AFRICA	1,506,361	15,269,717	1,158,568	16,555,060
Botswana	15,376	176,251	12,386	185,542
Lesotho		469,597	21,071	348,703
Namibia	2,143	26,252	6,960	25,262
South Africa	1,479,482	14,524,367	1,117,735	15,977,601
Swaziland	9,360	73,250	417	17,952
WESTERN AFRICA	2,303,752	18,416,110	2,725,668	25,130,926
Benin	214,357	2,622,009	260,568	4,684,394
Burkina Faso(Fr.Up.V)		24,615	235	2,952
Cape Verde		1,417		19,933
Co,te d,Ivoire(Fr.Iv)	414,612	1,686,745	1,013,727	6,299,502
Gambia	109,206	807,374	136,547	1,606,796
Ghana	33,068	1,150,476	78,017	1,135,729
Guinea	12,174	250,967	3,320	340,932
Guinea-Bissau	90,620	858,834	96,143	1,363,567
Liberia		33,347	209	85,683
Mali	1,715	15,650	3,760	13,085
Mauritania	119,049	1,084,768	106,090	529,105
Niger		5,248		2,552
Nigeria	953,068	4,618,735	650,300	2,791,743
Senegal	64,054	1,594,695	197,945	3,198,865
Sierra Leone	223,140	2,605,299	57,521	1,569,363
Togo	68,686	1,055,931	121,286	1,486,726
EASTERN ASIA	19,412,183	191,476,099	19,415,277	204,100,986
China	11,622,935	132,066,972	15,098,385	149,104,465
Hong Kong S.A.Re.Chi	990,439	10,828,484	1,230,599	15,014,964
Japan	1,723,102	15,126,499	1,488,544	15,325,454
Korea D.P.Republic	679	679		335
Korea, Republic of	4,631,641	28,674,799	1,215,559	20,832,183
Macao.China		1,027	6,079	16,430
Mongolia		28,075		14,332
O.Asia(Tai.For.Pe.Ki)	443,388	4,749,563	376,112	3,792,823
SOUTH-CENTRAL ASIA	30,044,790	226,378,762	23,766,031	245,090,879
Afghanistan	17,317,845	108,297,863	11,297,926	127,340,942
Bangladesh	6,304,790	55,984,494	7,072,459	62,725,217
India	2,677,150	32,223,864	2,869,596	26,376,558
Iran (Islamic R.)	446,246	2,816,394	323,950	2,939,998
Kazakstan	1,100,630	3,761,372	346,815	2,344,262
Kyrgyzstan/Kyrgyz R.	1,156	118,605	18,762	93,928
Maldives	64,014	466,167	57,613	633,249
Nepal	5,402	71,811	7,673	81,821
Sri Lanka	2,067,421	21,761,582	1,728,290	21,627,699
Tajikistan	8,178	192,368	15,837	402,495
Turkmenistan	36,230	362,499	23,998	364,585
Uzbekistan	15,727	321,742	3,112	160,126

Contd.

10.12 Exports by Areas and Countries / Territories

(In Thousand Rupees)

Territories/Countries	Apr., 2017	Cumulative From July,2016	Apr., 2016	Cumulative From July,2015
SOUTH-EASTERN ASIA	8,118,707	78,859,365	6,836,799	74,912,632
Brunei Darussalam	47	41,878	11,485	56,081
Cambodia Fr.Kampuche	219,158	2,307,881	253,241	2,719,903
Timor Leste	13,805	116,264		331,683
Indonesia	1,038,537	13,218,559	1,094,283	11,401,882
Lao People's D.R.	3,004	95,937	12,138	104,197
Malaysia	935,691	11,745,009	1,565,943	14,042,481
Myanmar	115,245	1,408,430	63,320	978,691
Philippines	1,232,104	10,929,933	412,242	5,149,814
Singapore	493,923	4,344,149	336,879	8,104,119
Thailand	1,677,789	11,072,675	1,056,151	9,168,771
Viet Nam	2,389,404	23,578,650	2,031,116	22,855,010
WESTERN ASIA	18,651,916	163,391,783	17,627,523	176,342,523
Armenia	814	2,222		8,026
Azerbaijan	93,679	2,559,698	1,066,476	4,035,692
Bahrain	364,273	4,460,394	514,211	6,024,848
Cyprus	87,472	451,652	67,714	381,905
Gaza Strip		122,834		
Georgia	11,443	365,949	53,338	491,728
Iraq	257,194	1,788,266	177,855	2,183,377
Jordan	785,065	4,301,552	619,565	3,545,358
Kuwait	680,139	7,553,875	717,446	8,779,721
Lebanon	84,648	1,301,788	194,300	2,048,515
Oman	1,099,654	8,278,413	1,035,948	8,891,630
Qatar	467,327	4,436,894	434,818	4,777,360
Saudi Arabia	3,020,442	30,358,066	3,129,341	36,032,870
Syrian Arab Republic	312,584	1,900,131	75,958	1,222,762
Turkey	2,992,290	23,796,193	1,972,417	18,975,078
United Arab Emirates	7,682,822	66,002,808	6,823,007	70,681,895
Yemen	712,069	5,711,047	745,131	8,261,758
AUSTRALIA AND NEW ZEALAND	1,969,583	23,327,124	2,094,116	21,674,324
Australia	1,569,838	19,746,823	1,740,584	18,388,117
New Zealand	399,745	3,580,302	353,533	3,286,207
MELANESIA	7,941	2,147,982	46,856	1,723,443
Fiji	4,776	136,428	40,771	180,432
New Caledonia	3,165	9,876	1,569	10,323
Papua New Guinea		1,996,614	3,798	1,526,594
Solomon Islands		2,469		1,853
Vanuatu		2,595	719	4,242
MICRONESIA	50	1,939	1,043	9,449
Guam	50	1,866	1,043	8,938
Micronesia,F.States		73		511
POLYNESIA	6,155	43,961	9,449	50,001
American Samoa		9,430	7,131	10,025
Cook Islands	27	27	1,073	1,107
French Polynesia	6,128	23,253	1,246	27,994
Samoa		11,091		2,459
Tonga		160		5,015
Tuvalu				3,402

10.13 Re-exports by Areas and Countries / Territories

(In Thousand Rupees)

Territories/Countries	Apr., 2017	Cumulative From July,2016	Apr., 2016	Cumulative From July,2015
GRAND TOTALS	196,775	16,384,016	2,031,519	15,376,817
CENTRAL AMERICA		165	130	11,675
Mexico				11,544
Panama		165	130	130
SOUTH AMERICA	46	11,774	151	17,028
Bolivia		169		2,211
Brazil		354		101
Chile	46	46		
Colombia		1,334		436
Ecuador		244		1,058
Peru		9,627	151	9,323
Venezuela,Bolivar. R				3,898
NORTH AMERICA	1,002	1,372,543	927,538	1,659,872
Canada	7	128,027	300	103,586
U.S.America	996	1,244,517	927,238	1,556,286
EASTERN EUROPE	59	326,079	19,470	299,100
Belarus		4,343		
Bulgaria	18	1,966		10,266
Czech Republic		75,585		2
Hungary	42	10,754		253,867
Poland		210,288	17,620	23,402
Romania		128		376
Russian Federation		16,392	1,354	3,220
Slovakia/Slovak R.				1,390
Ukraine		6,623	495	6,576
NORTHERN EUROPE	1,966	691,561	88,790	969,739
Denmark	34	8,550		34,931
Estonia		522		
Finland		56		6,702
Ireland		4,202		33,594
Latvia		3,881		
Lithuania		22,394	23,856	35,220
Norway		4,449	680	13,241
Sweden	570	79,860	412	11,547
United Kingdom	1,363	567,649	63,842	834,504
SOUTHERN EUROPE	41	672,535	4,469	325,335
Croatia		11		
Greece		2,151	1,127	10,898
Italy	41	640,122	3,331	295,651
Portugal		597		
Spain		29,654	11	18,786
WESTERN EUROPE	2,950	2,534,929	179,905	2,799,412
Austria	5	17,842	837	19,895
Belgium	55	119,020	6,499	38,604
France	82	605,241	140,818	619,762
Germany	2,436	786,657	24,877	1,586,070
Luxembourg		327		3,775
Netherlands	8	112,849	5,887	431,498
Switzerland	365	892,993	988	99,807
EASTERN AFRICA	93	105,953	3,117	3,117
Ethiopia			3,117	3,117
Mauritius	93	93		
Somalia		10,722		
U.R.of Tanzania		95,139		

Contd.

10.13 Re-exports by Areas and Countries / Territories

(In Thousand Rupees)

Territories/Countries	Apr., 2017	Cumulative From July,2016	Apr., 2016	Cumulative From July,2015
MIDDLE AFRICA		76		172
Angola		76		
Cameroon				172
NORTHERN AFRICA	15	5,090	21,494	79,265
Algeria		3,511		789
Egypt(U.A.R.)		1,564		9,582
Morocco	15	15	454	770
Tunisia			21,040	68,124
SOUTHERN AFRICA	10	29,881		35,303
South Africa	10	15,711		32,676
Swaziland		14,171		2,627
WESTERN AFRICA				22,605
Ghana				775
Guinea				434
Nigeria				21,396
EASTERN ASIA	113,304	5,126,640	314,887	2,695,523
China	2,955	771,771	205,399	953,467
Hong Kong S.A.Re.Chi	14,608	1,374,879	51,512	655,392
Japan	95,733	2,650,365	50,240	463,083
Korea D.P.Republic		130		300
Korea, Republic of	4	323,030	7,002	587,615
O.Asia(Tai.For.Pe.Ki	5	6,464	734	35,666
SOUTH-CENTRAL ASIA	275	167,123	21,357	294,138
Afghanistan	184	130,305	12,740	151,259
Bangladesh		2,644		9
India	90	15,875	7,213	80,796
Iran (Islamic R.)		4,494		30,736
Kyrgyzstan/Kyrgyz R.		4,201		
Sri Lanka	2	9,380		29,935
Turkmenistan		225	1,404	1,404
SOUTH-EASTERN ASIA	73,207	2,742,993	48,861	2,325,624
Indonesia	50,291	1,304,291	19,521	114,949
Malaysia	10	23,898	292	668,584
Myanmar				985
Philippines	16	11,012	770	25,880
Singapore	22,641	1,298,496	26,753	1,486,909
Thailand	248	52,519	1,524	11,591
Viet Nam		52,776		16,726
WESTERN ASIA	3,804	2,584,003	396,849	3,824,458
Azerbaijan			198	92,151
Bahrain		32,144	677	35,199
Cyprus				17
Iraq	165	7,124	142	2,249
Jordan	8	22,299	19,817	19,817
Kuwait		499,322		12,985
Oman	13	54,089	4,840	160,552
Qatar	89	417,367	62,527	472,857
Saudi Arabia	18	429,993	28,500	524,027
Turkey	49	107,985	1,245	69,466
United Arab Emirates	3,462	1,013,680	278,903	2,423,091
Yemen				12,045
AUSTRALIA AND NEW ZEALAND	1	12,670	4,500	14,452
Australia	1	9,177	4,500	9,729
New Zealand		3,493		4,723

10.14 Imports by Areas and Countries / Territories

(In Thousand Rupees)

Territories/Countries	Apr., 2017	Cumulative From July,2016	Apr., 2016	Cumulative From July,2015
GRAND TOTALS	519,814,422	4,536,372,878	399,929,330	3,777,821,345
LATIN AMERICA	446,216	1,673,722	34,014	5,037,857
Anguilla		399		32
Antigua and Barbuda		1,049		2,202
Aruba		156	10	1,630
Bahamas		764,949	973	320,584
Barbados	1,331	7,346	80	6,239
British Virgin Is.	160	6,714		2,588
Cayman Islands		8,755		5,730
Cuba		7,779		6,985
Dominica	451	6,322		15,519
Dominican Republic	4,609	35,507	3,544	52,433
Grenada		3,124	205	3,515
Guadeloupe	104	104		
Haiti	82	1,478	155	4,126
Jamaica	20,679	137,031	3,464	72,854
Martinique				1,372
Montserrat		5		1,190
Netherlands Antilles		6,625	1,906	6,478
Puerto Rico	413,409	635,219	16,499	294,712
St.Kitts and Nevis		3,301	661	1,511
St. Lucia		3,911	716	716
St.Vincent/Grenadine		8		
Trinidad and Tobago	5,390	41,314	5,684	4,211,594
Turks & Caicos Is.		2,622	117	6,147
US.Virgin Islands		5		19,700
CENTRAL AMERICA	747,806	6,383,251	509,914	5,125,902
Belize	185	51,853	4,033	87,620
Costa Rica	7,291	130,351	9,622	67,559
El Salvador		14		6,120
French West Indies	31	5,792		2,930
Guatemala	64,906	985,797	51,770	896,301
Honduras	742	29,547	1,103	33,031
Mexico	674,582	5,166,120	442,911	3,999,642
Nicaragua		574	157	3,400
Panama	69	13,203	318	29,298
SOUTH AMERICA	5,810,431	53,040,353	6,717,700	78,609,264
Argentina	1,614,208	20,819,583	1,987,999	46,031,317
Bolivia		5,387		19,381
Bouvet Island		93		875
Brazil	3,973,143	29,656,105	4,148,301	28,745,944
Chile	92,608	1,666,792	34,962	2,024,907
Colombia	20,471	133,992	366,314	521,849
Ecuador	1,501	22,585	60	18,722
Falkland Is.Malvinas				1
French Guiana	136	152		
Guyana	4,375	11,301		7,861
Paraguay	69,135	370,918	139,500	821,409
Peru	29,693	237,436	14,582	199,597
S.Georgia S.Sandw.Is		828		432
Suriname		3,324		
Uruguay	5,163	110,698	25,982	205,587
Venezuela,Bolivar. R		1,159		11,384

Contd.

10.14 Imports by Areas and Countries / Territories

(In Thousand Rupees)

Territories/Countries	Apr., 2017	Cumulative From July,2016	Apr., 2016	Cumulative From July,2015
NORTH AMERICA	42,215,833	292,006,939	22,181,426	204,167,501
Bermuda				2,246
Canada	11,416,467	67,326,169	8,189,180	54,557,705
Greenland		14	45	1,484
U.S.America	30,799,365	224,680,756	13,992,202	149,606,066
EASTERN EUROPE	11,683,293	73,207,838	4,692,674	49,449,578
Belarus	221,906	4,519,977	97,324	1,923,919
Bulgaria	134,011	1,472,233	105,653	900,359
Czech Republic	568,191	3,430,450	285,456	2,465,467
Hungary	238,142	4,558,684	172,169	3,135,122
Poland	4,521,647	13,894,764	820,424	7,537,786
Republic of Moldova	11,571	307,026	8,050	240,694
Romania	249,413	7,639,081	199,448	3,015,798
Russian Federation	3,607,276	26,121,805	2,578,310	16,417,066
Slovakia/Slovak R.	247,619	1,926,349	241,127	2,251,330
Ukraine	1,883,517	9,337,470	184,713	11,562,035
NORTHERN EUROPE	10,123,867	96,471,083	9,638,352	100,971,360
Denmark	675,274	7,191,693	579,789	10,873,229
Estonia	33,529	260,684	21,726	329,323
Faeroe Islands		5,896	130	1,833
Finland	305,132	4,802,758	387,516	4,291,702
Iceland	1,238	45,002	4,285	146,796
Ireland	658,477	6,451,452	1,206,176	12,523,164
Latvia	152,943	900,601	156,506	3,819,762
Lithuania	43,019	991,431	92,252	677,437
Norway	141,134	924,187	99,538	764,071
Svalbard/Jan May.Is.		3,008		1,085
Sweden	2,243,946	17,829,978	1,622,779	15,857,170
United Kingdom	5,869,175	57,064,394	5,467,654	51,685,787
SOUTHERN EUROPE	7,136,673	71,824,490	8,023,864	73,106,104
Albania		15,787	353	5,244
Andorra		281		
Bosnia & Herzegovina	118	12,628	490	8,190
Croatia	1,470	308,828	20,922	85,985
Fr.Yugoslav R.Macedo	649	7,595		430
Gibraltar		1,024		975
Greece	161,129	785,514	22,624	895,515
Holy See			5,843	5,843
Italy	4,871,584	45,714,412	5,039,305	43,534,983
Malta	680	39,411	3,291	97,219
Portugal	352,639	2,034,784	223,981	2,362,389
San Marino	8,617	54,760	951	30,410
Slovenia	16,097	333,988	37,178	279,615
Spain	1,692,521	20,488,543	1,261,041	21,467,617
Serbia	31,168	2,026,934	1,407,887	4,331,689
WESTERN EUROPE	42,932,374	333,064,874	26,660,761	269,964,204
Austria	914,949	10,572,536	1,207,303	14,677,272
Belgium	3,771,101	32,092,511	2,588,906	24,828,649
Europien Union	5,154,852	62,854,835	4,035,284	53,390,251
France	8,808,220	57,864,955	3,175,580	33,735,391
Germany	11,861,670	97,635,945	7,029,334	81,682,175
Liechtenstein	1,138	14,969	12	30

Contd.

10.14 Imports by Areas and Countries / Territories

(In Thousand Rupees)				
Territories/Countries	Apr., 2017	Cumulative From July,2016	Apr., 2016	Cumulative From July,2015
Luxembourg	16,294	464,799	44,068	758,573
Monaco	9	9	17	17
Netherlands	10,419,994	49,182,593	5,109,900	38,928,134
Switzerland	1,984,145	22,381,723	3,470,357	21,963,712
EASTERN AFRICA	4,712,391	55,583,806	4,856,283	56,020,291
B.Indian Ocean Terr.		2,112		245
Burundi	130,279	974,335	114,458	1,504,506
Comoros		138,648		102,253
Djibouti	365	49,330	3,431	45,351
Eritrea		10,435		2,063
Ethiopia	269,895	5,283,069	761,014	4,485,275
Kenya	3,416,437	39,280,187	3,023,106	35,303,292
Madagascar	32,950	661,703	45,912	494,051
Malawi	34	13,359	5,216	16,270
Mauritius	7,441	133,356	9,634	2,943,517
Mayotte			252	270
Mozambique	2,947	81,219	4,699	62,049
Reunion	2,284	126,371	6,237	97,906
Rwanda	376,158	2,924,203	297,143	3,121,492
Seychelles	6,833	33,395		20,354
Somalia	32,722	465,285	98,211	484,782
Uganda	97,248	679,590	43,846	732,148
U.R.of Tanzania	120,997	2,261,285	137,641	2,168,999
Zambia	215,801	2,339,680	297,888	4,335,192
Zimbabwe		126,242	7,594	100,277
MIDDLE AFRICA	45,381	683,138	177,360	802,190
Angola		21,827		37,956
Cameroon	7,650	166,180	7,274	174,476
Central African R.	1	323	2,391	2,391
Chad	1,119	108,988	3,521	83,758
Congo, Republic of	11,396	241,952	56,060	159,429
D.R.of Congo		29,448	72,432	234,720
Equatorial G.(Ri.Mi)		864		1
Gabon	25,214	108,801	35,682	100,049
Sao Tome & Principe		4,755		9,409
NORTHERN AFRICA	2,963,500	37,470,907	4,155,617	43,220,095
Algeria		4,899		20,913
Egypt(U.A.R.)	960,426	11,996,002	599,098	11,694,405
Libya	44,252	768,108	40,763	660,502
Morocco	1,796,935	23,352,469	2,689,484	29,100,441
Sudan			2,834	347,854
South Sudan	111,226	828,296		
Tunisia	50,662	520,868	31,506	604,047
Western Sahara(Ri.De)		264	791,932	791,932
SOUTHERN AFRICA	11,194,743	64,430,143	4,267,529	41,617,213
Botswana	554	608	648	7,382
Canary Islands		981		
French Southern Terr		5,802	95	95
Lesotho		91		
Namibia	34,736	230,188	417,228	470,504
South Africa	10,945,408	63,432,802	3,801,149	40,296,439
Swaziland	214,046	759,671	48,409	842,794

Contd.

10.14 Imports by Areas and Countries / Territories

(In Thousand Rupees)

Territories/Countries	Apr., 2017	Cumulative From July,2016	Apr., 2016	Cumulative From July,2015
WESTERN AFRICA	2,737,684	8,691,614	1,251,985	6,443,172
Benin	106,157	497,144		407,945
Burkina Faso(Fr.Up.V	181,022	324,509	462,525	865,159
Cape Verde		10		5,202
Co.te d,Ivoire(Fr.Iv	1,773,223	3,580,549	159,556	545,370
Gambia	3,644	22,862		39,944
Ghana	16,488	305,948	28,700	237,135
Guinea	33,019	53,116	47,169	58,939
Liberia		2,258		319,215
Mali		15,522	541	17,456
Mauritania		3,226		15,410
Niger		21		5
Nigeria	45,650	2,643,360	19,560	2,858,556
Senegal	9,983	77,001	22,872	181,842
Sierra Leone	791	3,947	1	17,276
St. Helena	1,181	28,472		5,293
Togo	566,528	1,133,669	511,060	868,426
EASTERN ASIA	168,353,683	1,588,634,191	155,660,142	1,298,153,529
China	135,784,512	1,301,613,369	124,675,866	1,033,531,283
Hong Kong S.A.Re.Chi	830,049	6,656,335	744,453	6,394,744
Japan	21,161,408	178,921,333	17,766,804	155,872,826
Korea D.P.Republic	206,687	2,734,086	103,120	3,325,800
Korea, Republic of	6,632,804	64,181,406	9,098,434	64,429,919
Macao.China		1,963		4,966
Mongolia				1,079
O.Asia(Tai.For.Pe.Ki	3,738,223	34,525,698	3,271,465	34,592,913
SOUTH-CENTRAL ASIA	21,473,202	226,104,616	22,207,059	230,285,551
Afghanistan	2,222,857	31,350,497	3,230,039	39,558,954
Bangladesh	548,443	5,445,651	363,899	4,498,370
Bhutan		2,958		828
India	15,793,713	152,057,719	15,838,172	155,066,791
Iran (Islamic R.)	2,110,309	24,737,077	2,100,433	21,817,004
Kazakstan	114	272,829	4,320	126,658
Kyrgyzstan/Kyrgyz R.		20,099		4,435
Maldives		819,967	192	2,544
Nepal	12,542	184,834	13,962	46,095
Sri Lanka	547,929	7,328,132	500,574	6,538,533
Tajikistan	493	1,395,198	68,526	1,111,704
Turkmenistan	197,474	2,137,045	80,054	1,496,487
Uzbekistan	39,327	352,610	6,888	17,148
SOUTH-EASTERN ASIA	55,837,040	467,870,939	44,306,113	411,495,716
Brunei Darussalam			990	1,876
Cambodia Fr.Kampuche	857	85,964	9,092	86,566
Timor Leste	23	23		16
Indonesia	22,869,637	196,286,648	19,968,350	183,980,338
Lao People's D.R.	830	1,510		2,489
Malaysia	7,997,967	81,445,532	7,259,763	77,049,292
Myanmar	99,716	466,550	88,628	605,248
Philippines	369,151	2,932,019	472,772	3,420,809
Singapore	9,564,175	65,452,364	5,509,888	51,303,408
Thailand	11,091,208	93,349,266	8,479,453	71,073,773
Viet Nam	3,843,477	27,851,063	2,517,176	23,971,900

Contd.

10.14 Imports by Areas and Countries / Territories

(In Thousand Rupees)

Territories/Countries	Apr., 2017	Cumulative From July,2016	Apr., 2016	Cumulative From July,2015
WESTERN ASIA	122,078,621	1,101,023,558	80,218,343	847,845,084
Armenia		8,149		5,260
Azerbaijan		8,685		1,842
Bahrain	1,110,742	5,564,642	1,040,271	5,332,611
Cyprus	14,674	129,761	3,596	174,441
Gaza Strip	1,505	4,423		
Georgia		23,574	6	8,915
Iraq	642,553	2,262,971	23,824	952,595
Jordan	338,689	2,594,739	292,056	1,890,961
Kuwait	12,965,677	118,031,007	11,309,460	112,799,222
Lebanon	14,939	183,243	8,972	206,587
Oman	3,417,850	32,178,685	2,153,488	24,975,206
Qatar	11,869,272	101,001,239	8,500,619	30,967,589
Saudi Arabia	24,074,975	186,977,949	16,221,058	203,329,456
Syrian Arab Republic	7,874	134,784	201	155,585
Turkey	2,169,298	21,973,837	2,120,959	20,253,489
United Arab Emirates	65,414,022	628,599,483	38,543,292	446,491,483
Yemen	36,551	1,346,387	540	299,843
AUSTRALIA AND NEW ZEALAND	9,316,727	58,065,569	4,365,308	55,422,334
Australia	8,388,369	53,265,080	3,842,049	50,166,657
Christmas Islands	9	27,027	202	11,931
Cocos (Keeling) Is.		47		4,761
Heard/Mac Donald Is.	31	108		313
New Zealand	927,263	4,744,715	512,522	5,212,145
Norfolk Island		4,125		15,011
US.Minor Outlying Is	1,055	24,466	10,535	11,518
MELANESIA	3,952	125,632	634	43,444
Fiji		103,725	634	23,423
New Caledonia				113
Papua New Guinea	2,194	4,433		16,529
Solomon Islands	1,757	5,140		1,996
Vanuatu	1	12,334		1,382
MICRONESIA	179	6,233		1,470
Guam		11		
Kiribati	179	4,986		1,375
Marshall Islands		1		1
Micronesia,F.States				90
Nauru		1,222		
Palau(Fr.pacific Is)		12		4
POLYNESIA	827	9,982	4,253	39,486
American Samoa	107	4,425	937	33,229
Cook Islands		1		2
French Polynesia		101		1
Johnston Island	128	4,558	525	605
Pitcairn	592	600	72	1,044
Samoa			2,718	2,718
Tokelau		1		1,644
Tonga				227
Tuvalu		296		
Wallis & Futuna Is.				16

10.15 Re-imports by Areas and Countries / Territories

(In Thousand Rupees)

Territories/Countries	Apr., 2017	Cumulative From July,2016	Apr., 2016	Cumulative From July,2015
GRAND TOTALS	1,733,827	18,799,382	1,779,681	17,180,498
LATIN AMERICA				999
Jamaica				999
CENTRAL AMERICA	3,388	18,457		5,598
Belize	1,273	11,958		3,250
Guatemala	2,115	4,226		2,119
Honduras		1,732		
Mexico		541		228
SOUTH AMERICA	3,389	8,309	4,043	27,893
Argentina	335	335		1,907
Brazil		4,374	4,043	24,502
Chile	3,055	3,601		
Peru				1,484
NORTH AMERICA	638,101	7,438,586	836,382	6,747,960
Bermuda		63		
Canada	58,088	800,841	92,186	1,001,372
U.S.America	580,013	6,637,681	744,196	5,746,588
EASTERN EUROPE	5,544	23,019	5,287	57,944
Bulgaria	3,763	3,763		2,886
Czech Republic		3,334		2,871
Hungary		1	506	506
Poland	1,532	15,003	4,781	46,159
Romania	249	919		273
Russian Federation				5,250
NORTHERN EUROPE	44,957	674,679	74,213	684,053
Denmark	1,979	84,722	4,858	22,170
Finland		1,862		359
Ireland		25,981		17,678
Lithuania		901		
Norway		2,995		6,068
Svalbard/Jan May.Is.		5,396		10,614
Sweden	15,963	92,850	15,547	142,688
United Kingdom	27,014	459,972	53,808	484,476
SOUTHERN EUROPE	27,863	277,596	26,339	340,081
Croatia				527
Greece				1,007
Italy	16,189	225,731	20,325	297,725
Portugal		58	5,391	6,009
Spain	11,674	51,807	623	34,813
WESTERN EUROPE	91,560	779,299	26,527	581,149
Austria		1,583		746
Belgium	18,086	255,122	3,157	55,422
France	5,242	65,701	569	76,772
Germany	46,159	300,894	15,009	315,450
Netherlands	11,206	95,673	7,791	129,922
Switzerland	10,867	60,325		2,835
EASTERN AFRICA	1,099	42,108	10,766	34,608
Ethiopia		28,590	10,766	10,766
Kenya				1,462
Madagascar				6,321
Malawi				1,341
Mauritius		625		
Uganda		3,475		
U.R.of Tanzania	1,099	4,346		14,719
Zambia		1,056		
Zimbabwe		4,016		

Contd.

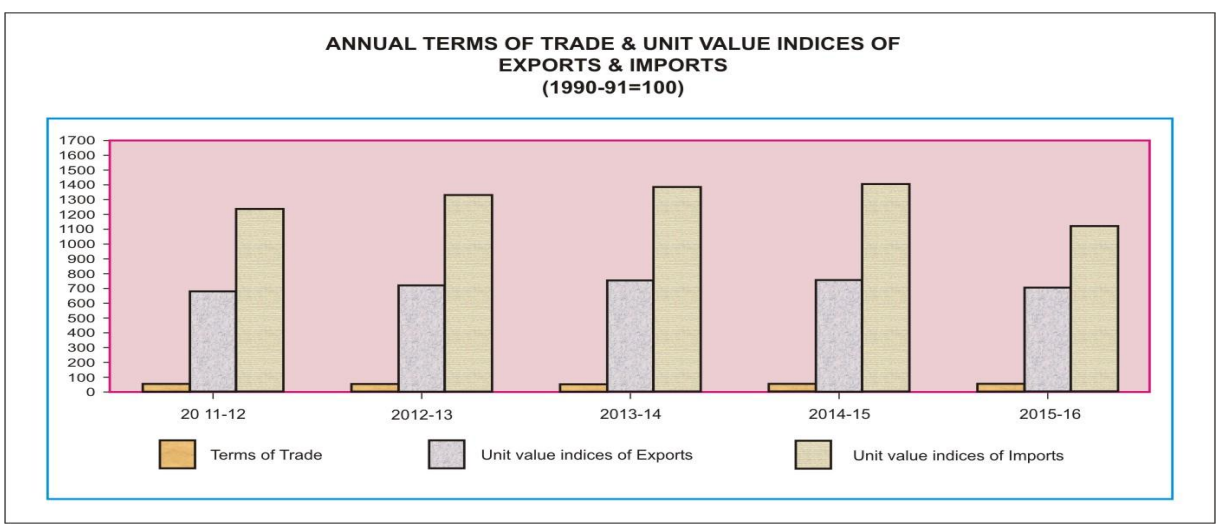
10.15 Re-imports by Areas and Countries / Territories

(In Thousand Rupees)

Territories/Countries	Apr., 2017	Cumulative From July,2016	Apr., 2016	Cumulative From July,2015
MIDDLE AFRICA		1,837		
Angola		140		
Central African R.		1,698		
NORTHERN AFRICA	1,652	24,694	887	7,351
Egypt(U.A.R.)	1,176	1,923		334
Morocco	476	21,150	887	4,509
Tunisia		1,621		2,508
SOUTHERN AFRICA	34,841	236,053	5,433	74,857
South Africa	19,902	190,466		44,142
Swaziland	14,939	45,586	5,433	30,715
WESTERN AFRICA		2,123		
Cape Verde		1,337		
Co,te d,Ivoire(Fr.Iv		786		
EASTERN ASIA	533,036	5,065,631	441,737	4,728,912
China	332,412	3,022,398	254,182	2,568,186
Hong Kong S.A.Re.Chi	28,356	235,671	16,268	280,032
Japan	88,294	1,064,975	92,570	1,075,067
Korea D.P.Republic	3,014	6,263		
Korea, Republic of	31,216	270,837	39,439	328,605
O.Asia(Tai.For.Pe.Ki	49,745	465,486	39,279	477,022
SOUTH-CENTRAL ASIA	114,785	1,173,720	97,312	1,022,273
Bangladesh	5,768	71,918	11,055	65,912
India	84,827	987,606	78,168	871,813
Iran (Islamic R.)		7,047	661	7,726
Sri Lanka	24,190	107,150	7,427	76,823
SOUTH-EASTERN ASIA	108,453	1,242,744	118,004	1,256,939
Cambodia Fr.Kampuche				6,531
Indonesia	60,425	729,544	45,841	636,169
Malaysia	22,599	222,475	29,067	210,165
Myanmar				29
Philippines	1,113	1,275	9	9
Singapore	5,118	52,026	12,736	88,948
Thailand	9,416	163,588	27,053	280,173
Viet Nam	9,784	73,835	3,297	34,914
WESTERN ASIA	90,296	1,502,080	111,397	1,122,028
Azerbaijan				3,188
Bahrain	6,259	63,486	1,044	29,914
Cyprus				330
Jordan		1,810		
Kuwait		370		872
Lebanon		59		
Oman		14,638	394	4,876
Qatar		4,429	90	575
Saudi Arabia	13,034	202,969	9,746	158,784
Syrian Arab Republic		31,802		47,202
Turkey	12,408	198,927	11,744	131,260
United Arab Emirates	58,594	983,592	88,379	745,029
AUSTRALIA AND NEW ZEALAND	34,863	288,428	21,355	480,941
Australia	34,863	264,104	21,355	480,941
Norfolk Island		24,085		
US.Minor Outlying Is		240		
MICRONESIA		18		6,913
Marshall Islands		18		
Northern Mariana Is.				6,913

10.16 Annual and Quarterly Terms of Trade and Unit Value Indices of Exports and Imports (1990-91=100)

Year/ Quarter	Terms of Trade	Unit Value Indices of Exports	Unit Value Indices of Imports
2011-12	55.08	679.44	1233.49
2012-13	53.81	715.45	1329.56
2013-14	54.27	752.86	1387.15
2014-15	54.05	759.21	1,404.72
2015-16	56.33	705.02	1,251.53
2011-12 Jul-Sep	56.28	653.84	1161.73
Oct-Dec	54.96	673.48	1225.37
Jan-Mar	54.95	680.39	1238.16
Apr-Jun	54.26	710.06	1308.71
2012-13 Jul-Sep	53.94	684.66	1269.28
Oct-Dec	53.43	709.08	1327.23
Jan-Mar	53.91	728.42	1351.28
Apr-Jun	53.97	739.63	1370.44
2013-14 Jul-Sep	54.54	745.76	1367.33
Oct-Dec	54.61	745.57	1365.33
Jan-Mar	54.80	771.50	1407.91
Apr-Jun	53.17	748.62	1408.02
2014-15 Jul-Sep	52.24	753.27	1441.98
Oct-Dec	54.41	762.69	1401.74
Jan-Mar	55.87	769.06	1376.64
Apr-Jun	53.76	751.81	1398.50
2015-16 Jul-Sep	53.67	712.89	1328.20
Oct-Dec	56.66	701.89	1238.67
Jan-Mar	57.87	703.02	1214.84
Apr-Jun	57.36	702.28	1224.39
2016-17 Jul-Sep	57.02	697.00	1222.36
Oct-Dec	57.46	703.81	1224.89
Jan-Mar *	57.03	703.47	1233.52



10.17 Index Numbers of Unit Values of Exports by Groups (1990-91=100)

Year /Quarter	All Groups	Food and Live Animals	Beverages & Tobacco	Crude Materials Inedible	Mineral Fuels & Lubrican	Chemicals	Manufactured Goods	Machinery & Transport	Misc. Manufactured Articles
2011-12	679.44	800.09	935.29	848.74	1500.63	739.66	641.15	1517.96	650.31
2012-13	715.45	884.48	1052.54	958.74	1615.08	876.11	689.62	1603.48	657.15
2013-14	752.86	954.07	1127.89	1009.57	1682.81	939.50	698.49	1650.17	700.75
2014-15	759.21	1057.47	1148.80	999.87	1713.20	935.18	667.05	1789.37	728.76
2015-16	705.02	944.46	1217.42	920.79	1092.25	1000.41	607.39	1873.58	774.38
2011-12 Jul-Sep	653.84	803.38	897.76	758.78	1429.38	678.24	617.90	1431.44	635.65
Oct-Dec	673.48	780.21	923.77	818.80	1492.20	714.47	645.22	1523.11	645.05
Jan-Mar	680.39	787.46	953.20	904.77	1528.82	766.15	648.83	1549.50	652.21
Apr-Jun	710.06	829.32	966.43	912.66	1552.12	799.77	652.65	1567.78	668.31
2012-13 Jul-Sep	684.66	867.43	999.22	924.18	1562.79	809.02	656.98	1584.13	636.74
Oct-Dec	709.08	869.95	1036.60	944.56	1653.04	851.48	685.86	1590.79	658.79
Jan-Mar	728.42	899.09	1086.12	982.32	1620.06	921.14	705.07	1618.96	666.01
Apr-Jun	739.63	901.46	1088.20	983.88	1624.41	922.80	710.57	1620.03	667.06
2013-14 Jul-Sep	745.46	919.57	1098.87	1017.68	1634.63	934.11	713.43	1624.52	674.82
Oct-Dec	745.57	952.49	1154.15	1023.78	1640.93	928.01	698.36	1631.05	723.57
Jan-Mar	771.50	970.48	1164.01	1042.41	1659.59	941.60	719.23	1664.20	729.32
Apr-Jun	748.62	973.74	1094.54	954.39	1796.09	954.26	659.51	1680.90	675.29
2014-15 Jul-Sep	753.27	1027.99	1123.85	988.05	1853.14	929.85	676.38	1722.41	692.43
Oct-Dec	762.69	1071.97	1171.54	1000.56	1862.62	935.86	677.14	1781.57	740.31
Jan-Mar	769.06	1075.01	1148.08	1030.34	1732.30	946.52	679.02	1787.10	728.26
Apr-Jun	751.81	1054.91	1151.73	980.52	1404.75	928.49	635.66	1866.41	754.05
2015-16 Jul-Sep	712.89	973.60	1144.34	964.35	1423.80	994.53	628.77	1955.09	730.30
Oct-Dec	701.89	935.34	1176.96	908.48	1022.94	995.70	601.06	1858.72	782.09
Jan-Mar	703.02	929.68	1250.14	921.27	1045.51	1021.47	599.41	1866.25	795.28
Apr-Jun	702.28	939.22	1298.25	889.05	876.75	989.95	600.29	1814.27	789.83
2016-17 Jul-Sep	697.00	972.71	1239.28	909.02	1069.37	993.34	590.69	1780.89	762.86
Oct-Dec	703.81	928.54	1223.96	880.70	1080.33	1032.44	597.47	1719.51	794.66
Jan-Mar*	703.47	869.54	1211.78	876.35	1228.96	1025.79	599.28	1724.91	802.38

* = Provisional

10.18 Index Numbers of Unit Values of Imports by Groups (1990-91=100)

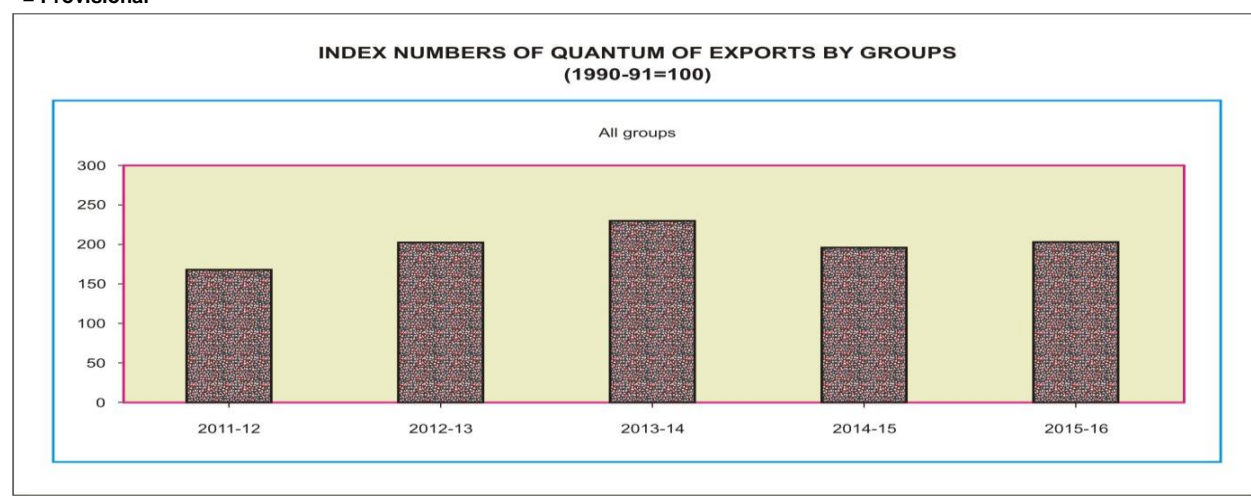
Year/Quarter	All groups	Food and Live animals	Beverages & Tobacco	Crude materials inedible except fuels	Mineral fuels & Lubricants	Animal or Veg. oils & Fats	Chemicals	Manufactured goods	Machinery & Transport equipment	Misc. manufactured articles
2011-12	1233.49	791.79	1230.10	881.00	1651.93	1240.29	897.56	823.33	1407.29	1274.46
2012-13	1329.56	802.28	1339.47	995.65	1720.77	1103.29	994.50	887.02	1738.91	1342.66
2013-14	1387.15	838.74	1446.20	1046.35	1757.91	1054.13	1098.60	899.66	1866.32	1458.63
2014-15	1404.72	891.28	1620.65	1048.08	1550.37	1037.83	1256.50	1026.39	1985.27	1854.42
2015-16	1251.53	839.11	1700.77	1031.47	1054.32	1011.65	1193.67	920.53	1913.99	2376.63
2011-12 Jul-Sep	1161.73	780.37	1174.28	886.35	1546.57	1209.58	836.74	807.84	1297.42	1248.30
Oct-Dec	1225.37	786.64	1201.86	889.48	1674.49	1185.85	907.70	818.38	1350.77	1264.77
Jan-Mar	1238.16	819.33	1254.74	846.69	1651.53	1277.05	922.54	830.85	1386.86	1282.00
Apr-Jun	1308.71	780.82	1289.52	901.49	1735.14	1288.69	923.26	836.23	1594.10	1302.76
2012-13 Jul-Sep	1269.28	791.42	1310.88	925.57	1623.49	1189.26	939.61	875.46	1610.53	1323.94
Oct-Dec	1327.23	794.08	1328.36	995.64	1764.03	1111.45	1009.58	881.11	1680.20	1327.27
Jan-Mar	1351.28	800.25	1350.09	1017.46	1761.13	1048.35	989.23	877.44	1804.52	1345.00
Apr-Jun	1370.44	823.38	1368.54	1043.92	1734.43	1064.11	1039.59	914.05	1860.39	1374.43
2013-14 Jul-Sep	1367.33	839.00	1390.72	1064.30	1688.69	1075.42	1064.27	859.80	1865.31	1381.34
Oct-Dec	1365.33	840.48	1425.20	1052.01	1711.56	1054.23	1083.40	873.38	1875.71	1391.17
Jan-Mar	1407.91	849.44	1463.98	1072.34	1784.71	1061.03	1104.26	930.61	1937.80	1487.18
Apr-Jun	1408.02	826.03	1504.91	996.75	1846.69	1025.83	1142.45	934.85	1786.47	1574.82
2014-15 Jul-Sep	1441.98	882.91	1551.52	1050.88	1810.84	1040.06	1218.48	993.38	1889.96	1701.41
Oct-Dec	1401.74	893.21	1590.81	1065.79	1530.17	1056.54	1254.97	1030.45	1969.44	1807.08
Jan-Mar	1376.64	895.47	1651.30	1039.03	1443.70	1006.23	1256.20	1044.23	1995.28	1892.80
Apr-Jun	1398.50	893.54	1688.98	1036.61	1416.75	1048.50	1296.34	1037.49	2086.41	2016.39
2015-16 Jul-Sep	1328.20	819.90	1670.50	994.97	1377.68	1032.17	1175.87	905.12	1926.97	2242.88
Oct-Dec	1238.67	824.90	1691.32	1109.19	1049.07	1028.06	1141.86	929.56	1882.96	2372.44
Jan-Mar	1214.84	865.60	1747.55	1012.94	871.68	978.61	1210.14	924.91	1934.80	2434.43
Apr-Jun	1224.39	846.04	1693.71	1008.77	918.85	1007.74	1246.79	922.51	1911.24	2456.76
2016-17 Jul-Sep	1222.36	816.59	1708.34	1025.79	908.12	1026.36	1251.62	925.94	1888.38	2512.37
Oct-Dec	1224.89	833.16	1782.93	1030.30	855.04	1164.61	1309.72	976.44	1863.34	2643.91
Jan-Mar*	1233.52	838.92	1794.93	1003.50	979.56	1080.97	1269.88	878.71	1864.85	2327.08

* = Provisional

10.19 Index Numbers of Quantum of Exports by Groups (1990-91=100)

Year/Quarter	All groups	Food and Live animals	Beverages & Tobacco	Crude materials inedible except fuels	Mineral fuels & Lubricants	Chemicals	Manufactured goods	Machinery & Transport equipment	Misc. manufactured articles
2011-12	167.36	264.12	367.35	282.00	410.62	1301.40	157.00	2077.59	164.87
2012-13	202.86	242.21	238.64	343.79	37.89	992.45	191.87	2014.32	181.50
2013-14	229.80	280.96	175.45	447.47	409.09	1010.41	189.96	2056.66	226.38
2014-15	195.45	224.40	100.30	264.75	176.22	973.58	181.68	3964.39	201.19
2015-16	203.66	243.09	112.67	307.85	57.34	689.93	182.42	3767.50	223.68
2011-12 Jul-Sep	123.61	226.97	338.73	258.06	397.91	1195.14	153.61	1693.48	168.03
Oct-Dec	169.87	245.98	350.96	342.16	405.61	1260.20	146.42	1741.42	145.37
Jan-Mar	181.51	273.36	342.68	403.10	392.32	1443.70	151.76	2986.15	158.70
Apr-Jun	194.44	310.16	437.04	124.69	446.65	1306.54	176.19	1889.30	187.37
2012-13 Jul-Sep	182.10	193.42	203.51	300.83	29.33	962.68	175.53	2240.25	165.88
Oct-Dec	201.62	219.24	268.01	357.97	6.46	948.78	196.72	2835.50	174.64
Jan-Mar	208.98	289.31	307.37	350.05	53.72	840.47	192.71	1390.01	179.90
Apr-Jun	218.73	266.88	175.65	366.29	62.03	1217.85	202.51	1591.51	205.57
2013-14 Jul-Sep	242.65	254.75	215.28	392.89	1298.61	1052.88	213.28	1226.96	241.61
Oct-Dec	220.69	279.96	59.50	463.12	4.22	691.05	190.14	911.18	229.81
Jan-Mar	218.37	336.65	69.11	350.89	247.03	1153.88	186.44	4061.10	208.14
Apr-Jun	237.48	252.47	357.92	582.97	86.50	1143.82	170.28	2027.38	225.97
2014-15 Jul-Sep	201.64	189.93	90.87	389.05	361.14	952.31	183.05	4343.64	202.72
Oct-Dec	205.65	266.45	51.38	333.54	123.62	1240.35	187.56	3283.23	194.18
Jan-Mar	197.74	235.44	74.56	246.63	85.83	790.96	183.40	3932.27	205.36
Apr-Jun	176.75	205.76	184.39	89.77	134.28	910.69	172.69	4298.43	202.50
2015-16 Jul-Sep	187.10	183.52	68.33	285.36	76.97	1029.59	176.67	3211.01	194.95
Oct-Dec	193.24	251.95	54.14	218.76	50.57	778.60	177.06	2601.52	204.57
Jan-Mar	228.29	303.57	179.45	528.59	70.12	467.59	186.61	3782.17	256.89
Apr-Jun	206.13	233.33	148.74	198.69	31.70	483.95	189.54	5475.29	238.30
2016-17 Jul-Sep	189.72	161.56	101.01	178.53	162.00	560.84	185.85	5242.08	217.09
Oct-Dec	204.38	230.40	60.64	229.57	66.56	535.91	190.00	3267.99	228.32
Jan-Mar*	222.94	344.66	375.12	230.59	60.11	330.08	185.81	1406.28	261.12

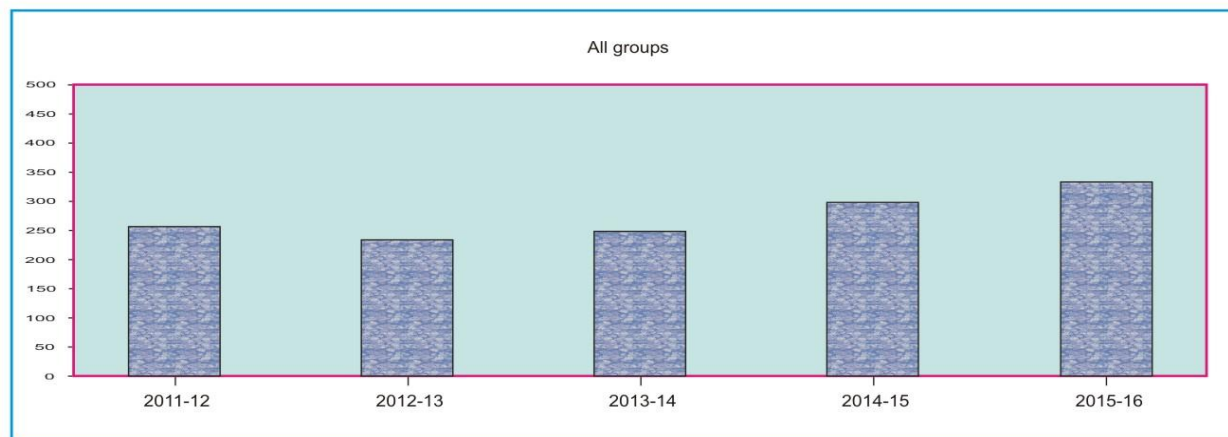
* = Provisional



10.20 Index Numbers of Quantum of Imports by Groups (1990-91=100)

Year/Quarter	All groups	Food and Live animals	Beverages & Tobacco	Crude materials inedible except fuels	Mineral fuels & Lubricants	Animal or Veg. oils & Fats	Chemicals	Manufactured goods	Machinery & Transport equipment	Misc. manufactured articles
2011-12	256.47	321.01	371.65	473.88	197.46	121.87	290.92	241.91	280.01	288.73
2012-13	234.02	186.86	275.65	413.29	190.89	141.68	240.54	249.49	266.44	261.26
2013-14	249.40	162.10	317.18	491.04	185.66	182.37	253.03	312.32	283.06	286.91
2014-15	299.74	222.61	317.90	531.02	175.67	179.33	271.01	345.01	478.50	307.93
2015-16	330.71	273.06	287.46	628.07	157.60	221.25	266.35	319.43	584.63	405.89
2011-12 Jul-Sep	240.84	277.16	347.08	300.55	194.84	114.21	304.19	247.39	261.99	225.28
Oct-Dec	265.20	330.05	344.55	647.69	194.63	119.56	315.83	235.90	261.50	260.87
Jan-Mar	246.02	383.47	403.56	497.72	188.47	102.72	277.36	223.66	241.95	398.43
Apr-Jun	273.80	293.36	391.41	449.55	211.89	151.00	266.31	260.67	354.59	270.34
2012-13 Jul-Sep	233.97	153.48	320.06	335.17	199.90	165.49	246.32	226.37	289.12	221.18
Oct-Dec	229.54	203.59	244.78	355.04	192.53	115.62	250.79	260.53	247.53	297.57
Jan-Mar	223.34	205.75	273.94	531.28	168.62	148.57	209.02	245.75	221.78	281.19
Apr-Jun	249.22	184.62	263.80	431.66	202.50	137.03	256.03	265.29	307.32	245.10
2013-14 Jul-Sep	218.67	122.34	261.56	396.94	181.66	174.34	244.11	206.78	263.81	229.50
Oct-Dec	268.58	171.23	341.53	584.51	196.34	167.22	261.77	508.73	227.47	235.11
Jan-Mar	257.81	167.02	354.12	578.98	169.03	175.06	258.74	280.99	321.79	278.09
Apr-Jun	252.54	187.81	311.51	403.73	195.60	212.84	247.49	252.77	319.16	305.94
2014-15 Jul-Sep	302.77	322.99	416.31	354.13	197.29	189.47	275.38	273.72	521.40	302.25
Oct-Dec	303.82	229.82	369.89	685.69	185.39	167.77	270.55	274.76	470.31	296.49
Jan-Mar	290.10	174.63	205.90	595.97	129.32	163.79	258.24	482.00	428.76	371.67
Apr-Jun	302.25	162.98	279.49	488.27	190.67	196.30	279.88	349.54	493.54	261.29
2015-16 Jul-Sep	290.52	292.22	311.01	375.83	146.92	212.82	245.87	284.84	513.14	407.12
Oct-Dec	355.81	311.72	251.34	598.92	153.20	224.04	302.20	347.62	635.68	489.68
Jan-Mar	304.07	245.24	298.83	876.98	135.09	223.11	229.82	310.36	469.95	357.26
Apr-Jun	372.45	243.07	288.66	660.54	195.20	225.04	287.52	334.92	719.73	369.48
2016-17 Jul-Sep	315.54	222.22	243.38	417.44	171.33	192.07	272.18	374.67	545.17	392.47
Oct-Dec	345.63	286.10	379.05	576.31	189.46	204.04	300.94	367.29	589.25	403.18
Jan-Mar*	409.63	312.94	243.74	878.87	182.91	217.82	275.54	350.76	818.18	415.75

* = Provisional

INDEX NUMBERS OF QUANTUM OF IMPORTS BY GROUPS
(1990-91=100)

10.21 Trade in Services (Summary) February, 2017

Description	Rs. In Million Dollars in Thousands					
	* February, 2017		* January, 2017		% Change in February, 2017 over January, 2017	
	Rs	\$	Rs	\$	Rs	\$
Export of Services (TOTAL)	69,987.69	668,328.94	35,875.46	342,551.34	95.09	95.10
1.Manufacturing services on physical inputs owned by others	0.00	0.00	0.00	0.00	0.00	0.00
2.Maintenance and repair services n.i.e.	0.00	0.00	0.00	0.00	0.00	0.00
3. Transport	3,364.66	32,130.00	3,566.06	34,050.00	-5.65	-5.64
4. Travel	3,365.72	32,140.00	3,227.78	30,820.00	4.27	4.28
5.Construction services	630.42	6,020.00	195.85	1,870.00	221.89	221.93
6. Insurance and Pension services	215.41	2,057.00	259.21	2,475.00	-16.90	-16.89
7. Financial services	742.47	7,090.00	1,346.83	12,860.00	-44.87	-44.87
8. Charges for the use of intellectual services	79.59	760.00	78.55	750.00	1.32	1.33
9. Telecommunication, Computer and information services	7,208.95	68,840.00	8,058.97	76,950.00	-10.55	-10.54
10. Other business services	7,846.90	74,931.94	8,788.58	83,916.34	-10.71	-10.71
11. Personal, cultural, and recreational services	143.47	1,370.00	95.31	910.00	50.53	50.55
12. Government services, n.i.e.	46,390.10	442,990.00	10,258.32	97,950.00	352.22	352.26
Import of Services (TOTAL)	68,164.72	650,921.00	64,358.73	614,520.00	5.91	5.92
1.Manufacturing services on physical inputs owned by others	0.00	0.00	0.00	0.00	0.00	0.00
2.Maintenance and repair services n.i.e.	2.09	20.00	2.09	20.00	0.00	0.00
3. Transport	28,208.54	269,370.00	28,056.14	267,890.00	0.54	0.55
4. Travel	13,180.12	125,860.00	14,454.85	138,020.00	-8.82	-8.81
5.Construction services	441.92	4,220.00	161.28	1,540.00	174.01	174.03
6. Insurance and Pension services	1,351.52	12,906.00	2,921.97	27,900.00	-53.75	-53.74
7. Financial services	1,327.85	12,680.00	2,606.73	24,890.00	-49.06	-49.06
8. Charges for the use of intellectual services	1,055.58	10,080.00	530.98	5,070.00	98.80	98.82
9. Telecommunication, Computer and information services	3,534.32	33,750.00	2,303.01	21,990.00	53.47	53.48
10. Other business services	13,408.41	128,040.00	10,696.09	102,130.00	25.36	25.37
11. Personal, cultural, and recreational services	111.52	1,065.00	112.07	1,070.00	-0.49	-0.47
12. Government services, n.i.e.	5,542.85	52,930.00	2,513.52	24,000.00	120.52	120.54
Description	* July - February 2016 - 2017		July - February 2015 -2016		% Change in July - February, 2016 -2017 over July - February, 2015 - 2016	
	Rs	\$	Rs	\$	Rs	\$
	Rs	\$	Rs	\$	Rs	\$
Export of Services (TOTAL)	369,366.58	3,528,834.92	378,389.50	3,637,330.93	-2.38	-2.98
1.Manufacturing services on physical inputs owned by others	0.00	0.00	0.00	0.00	0.00	0.00
2.Maintenance and repair services n.i.e.	356.90	3,410.00	38.49	370.00	827.25	821.62
3. Transport	60,229.89	575,421.00	77,391.66	743,940.00	-22.18	-22.65
4. Travel	22,760.70	217,450.00	21,441.51	206,110.00	6.15	5.50
5.Construction services	4,979.20	47,570.00	2,310.49	22,210.00	115.50	114.18
6. Insurance and Pension services	9,043.57	86,400.00	3,577.58	34,390.00	152.78	151.24
7. Financial services	6,660.22	63,630.00	7,757.47	74,570.00	-14.14	-14.67
8. Charges for the use of intellectual services	476.25	4,550.00	1,442.89	13,870.00	-66.99	-67.20
9. Telecommunication, Computer and information services	62,656.06	598,600.00	51,249.06	492,640.00	22.26	21.51
10. Other business services	74,665.35	713,333.92	70,443.64	677,150.93	5.99	5.34
11. Personal, cultural, and recreational services	1,457.02	13,920.00	1,764.34	16,960.00	-17.42	-17.92
12. Government services, n.i.e.	126,081.42	1,204,550.00	140,972.37	1,355,120.00	-10.56	-11.11
Import of Services (TOTAL)	577,208.95	5,514,508.00	566,022.79	5,440,987.00	1.98	1.35
1.Manufacturing services on physical inputs owned by others	0.00	0.00	0.00	0.00	0.00	0.00
2.Maintenance and repair services n.i.e.	4,776.14	45,630.00	7,631.60	73,360.00	-37.42	-37.80
3. Transport	236,786.79	2,262,201.00	222,095.57	2,134,930.00	6.61	5.96
4. Travel	111,296.66	1,063,300.00	125,320.09	1,204,660.00	-11.19	-11.73
5.Construction services	958.79	9,160.00	2,128.44	20,460.00	-54.95	-55.23
6. Insurance and Pension services	17,955.89	171,546.00	17,231.23	165,638.00	4.21	3.57
7. Financial services	16,820.62	160,700.00	13,439.56	129,190.00	25.16	24.39
8. Charges for the use of intellectual services	14,112.79	134,830.00	11,690.83	112,380.00	20.72	19.98
9. Telecommunication, Computer and information services	26,608.40	254,210.00	26,919.69	258,770.00	-1.16	-1.76
10. Other business services	106,639.95	1,018,811.00	106,953.70	1,028,110.00	-0.29	-0.90
11. Personal, cultural, and recreational services	805.43	7,695.00	518.17	4,981.00	55.44	54.49
12. Government services, n.i.e.	40,447.49	386,425.00	32,093.91	308,508.00	26.03	25.26

* Provisional figures based on figures provided by the State Bank of Pakistan.

** Revised by SBP

Note:- SBP has switched over from BPM- to BPM 6th addition from July, 2014.

Note:- Dollar value is converted into Rupees on monthly average exchange rate provided by SBP.

February, 2017 (1\$=Rs.104.720417), January, 2017 (1\$=Rs. 104.730126) and February, 2016 (1\$=Rs. 104.623177) respectively.

10.22 Export of Services by Sectors (Detail) (Monthly)

Description	Rs. in Millions Dollars in Thousands									
	* February, 2017		** January, 2017		* February, 2016		% Change in February, 2017 over			
	Rs	\$	Rs	\$	Rs	\$	January, 2017		February, 2016	
Services	<u>69,987.69</u>	<u>668,328.94</u>	<u>35,875.46</u>	<u>342,551.34</u>	<u>36,742.04</u>	<u>351,184.44</u>	95.09	95.10	90.48	90.31
1.Manufacturing services on physical inputs owned by others	0.00	0.00	0.00	0.00	0.00	0.00	0.00	0.00	0.00	0.00
1.1 Goods for processing in reporting economy	0.00	0.00	0.00	0.00	0.00	0.00	0.00	0.00	0.00	0.00
1.2 Goods for processing abroad	0.00	0.00	0.00	0.00	0.00	0.00	0.00	0.00	0.00	0.00
2.Maintenance and repair services n.i.e.	0.00	0.00	0.00	0.00	0.00	0.00	0.00	0.00	0.00	0.00
3. Transport	3,364.66	32,130.00	3,566.06	34,050.00	8,884.60	84,920.00	-5.65	-5.64	-62.13	-62.16
3.1 Sea transport	609.47	5,820.00	611.62	5,840.00	348.39	3,330.00	-0.35	-0.34	74.94	74.77
3.1.1 Passenger	0.00	0.00	0.00	0.00	0.00	0.00	0.00	0.00	0.00	0.00
3.1.2 Freight	56.55	540.00	56.55	540.00	141.24	1,350.00	0.00	0.00	-59.96	-60.00
3.1.3 Other	552.92	5,280.00	555.07	5,300.00	207.15	1,980.00	-0.39	-0.38	166.92	166.67
3.2 Air transport	2,659.90	25,400.00	2,809.91	26,830.00	8,446.23	80,730.00	-5.34	-5.33	-68.51	-68.54
3.2.1 Passenger	481.71	4,600.00	502.70	4,800.00	4,309.43	41,190.00	-4.18	-4.17	-88.82	-88.83
3.2.2 Freight	4.19	40.00	4.19	40.00	371.41	3,550.00	0.00	0.00	-98.87	-98.87
3.2.3 Other	2,174.00	20,760.00	2,303.02	21,990.00	3,765.39	35,990.00	-5.60	-5.59	-42.26	-42.32
3.3 Road transport	65.97	630.00	140.34	1,340.00	75.33	720.00	-52.99	-52.99	-12.43	-12.50
3.3.1 Passenger	0.00	0.00	0.00	0.00	0.00	0.00	0.00	0.00	0.00	0.00
3.3.2 Freight	65.97	630.00	140.34	1,340.00	75.33	720.00	-52.99	-52.99	-12.43	-12.50
3.3.3 Other	0.00	0.00	0.00	0.00	0.00	0.00	0.00	0.00	0.00	0.00
3.4 Rail transport	0.00	0.00	0.00	0.00	0.00	0.00	0.00	0.00	0.00	0.00
3.4.1 Passenger	0.00	0.00	0.00	0.00	0.00	0.00	0.00	0.00	0.00	0.00
3.4.2 Freight	0.00	0.00	0.00	0.00	0.00	0.00	0.00	0.00	0.00	0.00
3.4.3 Other	0.00	0.00	0.00	0.00	0.00	0.00	0.00	0.00	0.00	0.00
3.5 Postal and courier services	29.32	280.00	4.19	40.00	14.65	140.00	599.76	600.00	100.14	100.00
3.6 Electricity transmission	0.00	0.00	0.00	0.00	0.00	0.00	0.00	0.00	0.00	0.00
3.7 Other supporting and auxiliary transport service	0.00	0.00	0.00	0.00	0.00	0.00	0.00	0.00	0.00	0.00
4. Travel	3,365.72	32,140.00	3,227.78	30,820.00	2,830.06	27,050.00	4.27	4.28	18.93	18.82
4.1 Business	18.85	180.00	17.80	170.00	30.34	290.00	5.90	5.88	-37.87	-37.93
4.1.1 Acquisition of goods and services by border, seasonal, and other short-term workers	0.00	0.00	0.00	0.00	0.00	0.00	0.00	0.00	0.00	0.00
4.1.2 Other	18.85	180.00	17.80	170.00	30.34	290.00	5.90	5.88	-37.87	-37.93
4.2 Personal	3,346.87	31,960.00	3,209.98	30,650.00	2,799.72	26,760.00	4.26	4.27	19.54	19.43
4.2.1 Health-related expenditure	27.23	260.00	116.25	1,110.00	13.60	130.00	-76.58	-76.58	100.22	100.00
4.2.2 Education-related expenditure	71.21	680.00	152.91	1,460.00	145.43	1,390.00	-53.43	-53.42	-51.03	-51.08
4.2.3 Other	3,248.43	31,020.00	2,940.82	28,080.00	2,640.69	25,240.00	10.46	10.47	23.01	22.90
4.2.3.1 Religious travel	0.00	0.00	0.00	0.00	0.00	0.00	0.00	0.00	0.00	0.00
4.2.3.2 Other	3,248.43	31,020.00	2,940.82	28,080.00	2,640.69	25,240.00	10.46	10.47	23.01	22.90
5.Construction services	630.42	6,020.00	195.85	1,870.00	336.89	3,220.00	221.89	221.93	87.13	86.96
5.1 Construction abroad	630.42	6,020.00	195.85	1,870.00	336.89	3,220.00	221.89	221.93	87.13	86.96
5.2 Construction in the compiling economy	0.00	0.00	0.00	0.00	0.00	0.00	0.00	0.00	0.00	0.00
6. Insurance and Pension services	215.41	2,057.00	259.21	2,475.00	321.20	3,070.00	-16.90	-16.89	-32.94	-33.00
6.1 Direct Insurance	151.93	1,450.83	125.10	1,194.49	150.14	1,435.05	21.45	21.46	1.19	1.10
6.1.1 Life insurance	0.09	0.83	0.47	4.49	2.62	25.05	-80.85	-81.51	-96.56	-96.69
6.1.2 Freight insurance	0.00	0.00	0.00	0.00	2.09	20.00	0.00	0.00	-100.00	-100.00
6.1.3 Other direct insurance	151.84	1,450.00	124.63	1,190.00	145.43	1,390.00	21.83	21.85	4.41	4.32
6.2 Reinsurance	63.48	606.17	131.35	1,254.13	161.61	1,544.65	-51.67	-51.67	-60.72	-60.76
6.3 Auxiliary insurance services	0.00	0.00	2.76	26.38	9.45	90.30	-100.00	-100.00	-100.00	-100.00
6.4 Pension and standardized guarantee services	0.00	0.00	0.00	0.00	0.00	0.00	0.00	0.00	0.00	0.00

Contd.

10.22 Export of Services by Sectors (Detail) (Monthly)

Description	Rs. in Millions Dollars in Thousands									
	* February, 2017		** January, 2017		* February, 2016		% Change in February, 2017 over			
	Rs	\$	Rs	\$	Rs	\$	January, 2017		February, 2016	
							Rs	\$	Rs	\$
7. Financial services	742.47	7090.00	1346.83	12860.00	1466.82	14020.00	-44.87	-44.87	-49.38	-49.43
7.1 Explicitly charged and other financial services	742.47	7090.00	1346.83	12860.00	1257.57	12020.00	-44.87	-44.87	-40.96	-41.01
7.2 Financial intermediation service charges indirectly measured (FISIM)	0.00	0.00	0.00	0.00	209.25	2000.00	0.00	0.00	-100.00	-100.00
8. Charges for the use of intellectual services	79.59	760.00	78.55	750.00	91.02	870.00	1.32	1.33	-12.56	-12.64
9. Telecommunication, Computer and information services	7208.95	68840.00	8058.97	76950.00	6378.87	60970.00	-10.55	-10.54	13.01	12.91
9.1 Telecommunications services	2648.38	25290.00	3246.63	31000.00	2032.83	19430.00	-18.43	-18.42	30.28	30.16
9.1.1 Call centres	654.20	6247.12	561.60	5362.37	703.59	6725.02	16.49	16.50	-7.02	-7.11
9.1.2 Telecommunication services	1994.18	19042.88	2685.03	25637.63	1329.24	12704.98	-25.73	-25.72	50.02	49.89
9.2 Computer services	4553.24	43480.00	4799.78	45830.00	4334.53	41430.00	-5.14	-5.13	5.05	4.95
9.2.1 Hardware consultancy services	13.55	129.43	78.09	745.65	70.71	675.89	-82.65	-82.64	-80.84	-80.85
9.2.2 Software consultancy services	1884.42	17994.73	2037.25	19452.40	1175.54	11235.96	-7.50	-7.49	60.30	60.15
9.2.3 Maintenance & repairs of computer	1.32	12.63	5.28	50.39	2.40	22.97	-75.00	-74.94	-45.00	-45.02
9.2.4 Export / Import of Computer Software	1971.88	18829.94	1970.43	18814.32	2643.05	25262.56	0.07	0.08	-25.39	-25.46
9.2.5 Other Computer services	682.07	6513.27	708.73	6767.24	442.83	4232.62	-3.76	-3.75	54.03	53.88
9.3 Information services	7.33	70.00	12.56	120.00	11.51	110.00	-41.64	-41.67	-36.32	-36.36
9.3.1 News agency services	5.73	54.75	9.30	88.84	7.29	69.66	-38.39	-38.37	-21.40	-21.40
9.3.2 Other information services	1.60	15.25	3.26	31.16	4.22	40.34	-50.92	-51.06	-62.09	-62.20
10. Other business services	7846.90	74931.94	8788.58	83916.34	8468.66	80944.44	-10.71	-10.71	-7.34	-7.43
10.1 Research and development services	105.77	1010.00	35.61	340.00	116.13	1110.00	197.02	197.06	-8.92	-9.01
10.2 Professional and management consulting services	1992.83	19030.00	2323.96	22190.00	2007.71	19190.00	-14.25	-14.24	-0.74	-0.83
10.2.1 Legal, accounting, management consulting, and public relations	1495.41	14280.00	1537.44	14680.00	1618.51	15470.00	-2.73	-2.72	-7.61	-7.69
10.2.1.1 Legal services	143.47	1370.00	129.87	1240.00	76.37	730.00	10.47	10.48	87.86	87.67
10.2.1.2 Accounting, auditing, bookkeeping, and tax consulting services	179.07	1710.00	143.48	1370.00	160.07	1530.00	24.80	24.82	11.87	11.76
10.2.1.3 Business and management consulting and public relations services	1172.87	11200.00	1264.09	12070.00	1382.07	13210.00	-7.22	-7.21	-15.14	-15.22
10.2.2 Advertising, market research, and public opinion polling	497.42	4750.00	786.52	7510.00	389.20	3720.00	-36.76	-36.75	27.81	27.69
10.3 Technical, trade-related and other business services	5748.30	54891.94	6429.01	61386.34	6344.82	60644.44	-10.59	-10.58	-9.40	-9.49
10.3.1 Architectural, engineering, scientific and other technical services	617.85	5900.00	640.95	6120.00	598.44	5720.00	-3.60	-3.59	3.24	3.15
10.3.2 Waste treatment and de-pollution, agricultural and mining services	11.52	110.00	11.52	110.00	6.28	60.00	0.00	0.00	83.44	83.33
10.3.3 Operating leasing services	35.60	340.00	32.47	310.00	3.14	30.00	9.64	9.68	1033.76	1033.33
10.3.4 Trade-related services	6.43	61.40	14.67	140.06	26.29	251.24	-56.17	-56.16	-75.54	-75.56
10.3.5 Other business services n.i.e.	5076.90	48480.54	5729.40	54706.28	5710.67	54583.20	-11.39	-11.38	-11.10	-11.18
11. Personal, cultural, and recreational services	143.47	1370.00	95.31	910.00	133.92	1280.00	50.53	50.55	7.13	7.03
11.1 Audiovisual and related services	138.23	1320.00	82.74	790.00	108.81	1040.00	67.07	67.09	27.04	26.92
11.1.1 Audiovisual services	138.12	1318.95	82.52	787.94	108.55	1037.56	67.38	67.39	27.24	27.12
11.1.2 Artistic related services	0.11	1.05	0.22	2.06	0.26	2.44	-50.00	-49.03	-57.69	-56.97
11.2 Other personal, cultural, and recreational services	5.24	50.00	12.57	120.00	25.11	240.00	-58.31	-58.33	-79.13	-79.17
12. Government services, n.i.e.	46390.10	442990.00	10258.32	97950.00	7830.00	74840.00	352.22	352.26	492.47	491.92
12.1 Embassies and consulates	3109.15	29690.00	2739.74	26160.00	3663.90	35020.00	13.48	13.49	-15.14	-15.22
12.2 Military units and agencies	59.69	570.00	36.66	350.00	323.29	3090.00	62.82	62.86	-81.54	-81.55
12.3 Other	43221.26	412730.00	7481.92	71440.00	3842.81	36730.00	477.68	477.73	1024.73	1023.69

* Provisional ** Revised

Note: 1. The data are presented as per 6(EBOPS0.002010) classification aligned with MSITS0.00 2010 classification

10.23 Export of Services by Sector (Detail) (Cumulative)

Rs. in Millions
Dollars in Thousands

Description	* July - February, 2016 - 2017		* July - February, 2015 - 2016		% Change in July - February, 2016 - 2017 over July - February, 2015 - 2016	
	Rs	\$	Rs	\$	Rs	\$
	Services	<u>369,366.58</u>	<u>3,528,834.92</u>	<u>378,389.50</u>	<u>3,637,330.93</u>	-2.38
1.Manufacturing services on physical inputs owned by others	0.00	0.00	0.00	0.00	0.00	0.00
1.1 Goods for processing in reporting economy	0.00	0.00	0.00	0.00	0.00	0.00
1.2 Goods for processing abroad	0.00	0.00	0.00	0.00	0.00	0.00
2.Maintenance and repair services n.i.e.	356.90	3,410.00	38.49	370.00	827.25	821.62
3. Transport	60,229.89	575,421.00	77,391.66	743,940.00	-22.18	-22.65
3.1 Sea transport	2,533.04	24,200.00	2,107.64	20,260.00	20.18	19.45
3.1.1 Passenger	0.00	0.00	0.00	0.00	0.00	0.00
3.1.2 Freight	823.76	7,870.00	911.30	8,760.00	-9.61	-10.16
3.1.3 Other	1,709.28	16,330.00	1,196.34	11,500.00	42.88	42.00
3.2 Air transport	55,510.16	530,330.00	74,793.00	718,960.00	-25.78	-26.24
3.1.1 Passenger	29,305.78	279,980.00	35,583.27	342,050.00	-17.64	-18.15
3.1.2 Freight	629.07	6,010.00	5,265.97	50,620.00	-88.05	-88.13
3.1.3 Other	25,575.31	244,340.00	33,943.76	326,290.00	-24.65	-25.12
3.3 Road transport	2,035.96	19,451.00	463.97	4,460.00	338.81	336.12
3.3.1 Passenger	0.00	0.00	0.00	0.00	0.00	0.00
3.3.2 Freight	2,035.96	19,451.00	463.97	4,460.00	338.81	336.12
3.3.3 Other	0.00	0.00	0.00	0.00	0.00	0.00
3.4 Rail transport	7.33	70.00	4.16	40.00	76.20	75.00
3.4.1 Passenger	0.00	0.00	0.00	0.00	0.00	0.00
3.4.2 Freight	0.00	0.00	0.00	0.00	0.00	0.00
3.4.3 Other	7.33	70.00	4.16	40.00	76.20	75.00
3.5 Postal and courier services	143.40	1,370.00	22.89	220.00	526.47	522.73
3.6 Electricity transmission	0.00	0.00	0.00	0.00	0.00	0.00
3.7 Other supporting and auxiliary transport service	0.00	0.00	0.00	0.00	0.00	0.00
4. Travel	22,760.70	217,450.00	21,441.51	206,110.00	6.15	5.50
4.1 Business	308.78	2,950.00	1,625.98	15,630.00	-81.01	-81.13
4.1.1 Acquisition of goods and services by border, seasonal, and other short-term workers	0.00	0.00	0.00	0.00	0.00	0.00
4.1.2 Other	308.78	2,950.00	1,625.98	15,630.00	-81.01	-81.13
4.2 Personal	22,451.92	214,500.00	19,815.53	190,480.00	13.30	12.61
4.2.1 Health-related expenditure	230.28	2,200.00	96.75	930.00	138.02	136.56
4.2.2 Education-related expenditure	962.97	9,200.00	623.14	5,990.00	54.54	53.59
4.2.3 Other	21,258.67	203,100.00	19,095.64	183,560.00	11.33	10.65
4.2.3.1 Religious travel	2.10	20.08	1.78	17.14	17.98	17.15
4.2.3.2 Other	21,256.57	203,079.92	19,093.86	183,542.86	11.33	10.64
5.Construction services	4,979.20	47,570.00	2,310.49	22,210.00	115.50	114.18
5.1 Construction abroad	4,979.20	47,570.00	2,310.49	22,210.00	115.50	114.18
5.2 Construction in the compiling economy	0.00	0.00	0.00	0.00	0.00	0.00
6. Insurance and Pension services	9,043.57	86,400.00	3,577.58	34,390.00	152.78	151.24
6.1 Direct Insurance	2,066.03	19,738.36	2,253.10	21,658.24	-8.30	-8.86
6.1.1 Life insurance	7.16	68.36	32.07	308.24	-77.67	-77.82
6.1.2 Freight insurance	5.23	50.00	23.93	230.00	-78.14	-78.26
6.1.3 Other direct insurance	2,053.64	19,620.00	2,197.10	21,120.00	-6.53	-7.10
6.2 Reinsurance	6,903.77	65,956.88	1,274.46	12,250.98	441.70	438.38
6.3 Auxiliary insurance services	73.77	704.76	50.02	480.78	47.48	46.59
6.4 Pension and standardized guarantee services	0.00	0.00	0.00	0.00	0.00	0.00

Contd.

10.23 Export of Services by Sector (Detail) (Cummulative)

Rs. in Millions
Dollars in Thousands

Description	* July - February, 2016 - 2017		* July - February, 2015 - 2016		% Change in July - February, 2016 - 2017 over July - February, 2015 - 2016	
	Rs	\$	Rs	\$	Rs	\$
	7. Financial services	6,660.22	63,630.00	7,757.47	74,570.00	-14.14
7.1 Explicitly charged and other financial services	5,927.52	56,630.00	5,978.57	57,470.00	-0.85	-1.46
7.2 Financial intermediation service charges indirectly measured (FISIM)	732.70	7,000.00	1,778.90	17,100.00	-58.81	-59.06
8. Charges for the use of intellectual services	476.25	4,550.00	1,442.89	13,870.00	-66.99	-67.20
9. Telecommunication, Computer and information services	62,656.06	598,600.00	51,249.06	492,640.00	22.26	21.51
9.1 Telecommunications services	25,470.64	243,340.00	18,451.70	177,370.00	38.04	37.19
9.1.1 Call centres	5,492.34	52,472.41	4,776.42	45,914.08	14.99	14.28
9.1.2 Telecommunication services	19,978.30	190,867.59	13,675.28	131,455.92	46.09	45.20
9.2 Computer services	37,097.49	354,420.00	32,675.65	314,100.00	13.53	12.84
9.2.1 Hardware consultancy services	323.53	3,090.95	181.93	1,748.79	77.83	76.75
9.2.2 Software consultancy services	14,521.66	138,736.24	7,932.66	76,254.00	83.06	81.94
9.2.3 Maintenance & repairs of computer	46.49	444.18	25.96	249.55	79.08	77.99
9.2.4 Export / Import of Computer Software	17,321.23	165,482.60	20,180.39	193,987.27	-14.17	-14.69
9.2.5 Other Computer services	4,884.58	46,666.03	4,354.71	41,860.39	12.17	11.48
9.3 Information services	87.93	840.00	121.71	1,170.00	-27.75	-28.21
9.3.1 News agency services	56.56	540.32	76.92	739.45	-26.47	-26.93
9.3.2 Other information services	31.37	299.68	44.79	430.55	-29.96	-30.40
10. Other business services	74,665.35	713,333.92	70,443.64	677,150.93	5.99	5.34
10.1 Research and development services	674.08	6,440.00	534.71	5,140.00	26.06	25.29
10.2 Professional and management consulting services	16039.77	153240.00	14703.53	141340.00	9.09	8.42
10.2.1 Legal, accounting, management consulting, and public relations	11,302.36	107,980.00	11,690.84	112,380.00	-3.32	-3.92
10.2.1.1 Legal services	1,092.76	10,440.00	623.14	5,990.00	75.36	74.29
10.2.1.2 Accounting, auditing, bookkeeping, and tax consulting services	1,153.47	11,020.00	799.99	7,690.00	44.19	43.30
10.2.1.3 Business and management consulting and public relations services	9,056.13	86,520.00	10,267.71	98,700.00	-11.80	-12.34
10.2.2 Advertising, market research, and public opinion polling	4,737.41	45,260.00	3,012.69	28,960.00	57.25	56.28
10.3 Technical, trade-related and other business services	57,951.50	553,653.92	55,205.40	530,670.93	4.97	4.33
10.3.1 Architectural, engineering, scientific and other technical services	4,401.41	42,050.00	4,665.72	44,850.00	-5.66	-6.24
10.3.2 Waste treatment and de-pollution, agricultural and mining services	136.07	1,300.00	214.30	2,060.00	-36.50	-36.89
10.3.3 Operating leasing services	147.59	1,410.00	92.59	890.00	59.40	58.43
10.3.4 Trade-related services	153.53	1,466.74	236.76	2,275.85	-35.15	-35.55
10.3.5 Other business services n.i.e.	53,112.90	507,427.18	49,996.03	480,595.08	6.23	5.58
11. Personal, cultural, and recreational services	1,457.02	13,920.00	1,764.34	16,960.00	-17.42	-17.92
11.1 Audiovisual and related services	1,307.34	12,490.00	1,404.40	13,500.00	-6.91	-7.48
11.1.1 Audiovisual services	1,126.07	10,758.23	1,382.39	13,288.43	-18.54	-19.04
11.1.2 Artistic related services	181.27	1,731.77	22.01	211.57	723.58	718.53
11.2 Other personal, cultural, and recreational services	149.68	1,430.00	359.94	3,460.00	-58.42	-58.67
12. Government services, n.i.e.	126,081.42	1,204,550.00	140,972.37	1,355,120.00	-10.56	-11.11
12.1 Embassies and consulates	21,587.34	206,240.00	21,342.68	205,160.00	1.15	0.53
12.2 Military units and agencies	12,806.49	122,350.00	13,452.05	129,310.00	-4.80	-5.38
12.3 Other	91,687.59	875,960.00	106,177.64	1,020,650.00	-13.65	-14.18

* Provisional ** Revised

Note: 1. The data are presented as per 6(EBOPS0.002010) classification aligned with MSITS0.00 2010 classification

10.24 Import of Services by Sectors (Detail) (Monthly)

Description	Rs. in Millions Dollars in Thousands									
	* February, 2017		** January, 2017		* February, 2016		% Change in February, 2017 over			
	Rs	\$	Rs	\$	Rs	\$	January, 2017		February, 2016	
							Rs	\$	Rs	\$
Services	68,164.72	650,921.00	64,358.73	614,520.00	58,988.86	563,822.00	5.91	5.92	15.56	15.45
1.Manufacturing services on physical inputs owned by others	0.00	0.00	0.00	0.00	0.00	0.00	0.00	0.00	0.00	0.00
1.1 Goods for processing in reporting economy	0.00	0.00	0.00	0.00	0.00	0.00	0.00	0.00	0.00	0.00
1.2 Goods for processing abroad	0.00	0.00	0.00	0.00	0.00	0.00	0.00	0.00	0.00	0.00
2.Maintenance and repair services n.i.e.	2.09	20.00	2.09	20.00	317.01	3,030.00	0.00	0.00	-99.34	-99.34
3. Transport	28,208.54	269,370.00	28,056.14	267,890.00	23,475.98	224,386.00	0.54	0.55	20.16	20.05
3.1 Sea transport	17,072.57	163,030.00	16,619.62	158,690.00	13,054.46	124,776.00	2.73	2.73	30.78	30.66
3.1.1 Passenger	0.00	0.00	0.00	0.00	0.00	0.00	0.00	0.00	0.00	0.00
3.1.2 Freight	15,416.94	147,220.00	15,127.22	144,440.00	11,410.83	109,066.00	1.92	1.92	35.11	34.98
3.1.3 Other	1,655.63	15,810.00	1,492.40	14,250.00	1,643.63	15,710.00	10.94	10.95	0.73	0.64
3.2 Air transport	10,902.44	104,110.00	11,160.04	106,560.00	10,140.08	96,920.00	-2.31	-2.30	7.52	7.42
3.2.1 Passenger	8,979.78	85,750.00	8,980.61	85,750.00	6,165.44	58,930.00	-0.01	0.00	45.65	45.51
3.2.2 Freight	1,785.48	17,050.00	2,037.00	19,450.00	1,530.64	14,630.00	-12.35	-12.34	16.65	16.54
3.2.3 Other	137.18	1,310.00	142.43	1,360.00	2,444.00	23,360.00	-3.69	-3.68	-94.39	-94.39
3.3 Road transport	123.88	1,183.00	137.51	1,313.00	100.44	960.00	-9.91	-9.90	23.34	23.23
3.3.1 Passenger	0.00	0.00	0.00	0.00	0.00	0.00	0.00	0.00	0.00	0.00
3.3.2 Freight	123.88	1,183.00	137.51	1,313.00	95.21	910.00	-9.91	-9.90	30.11	30.00
3.3.3 Other	0.00	0.00	0.00	0.00	5.23	50.00	0.00	0.00	-100.00	-100.00
3.4 Rail transport	66.71	637.00	74.04	707.00	51.27	490.00	-9.90	-9.90	30.12	30.00
3.4.1 Passenger	66.71	637.00	74.04	707.00	51.27	490.00	-9.90	-9.90	30.12	30.00
3.4.2 Freight	0.00	0.00	0.00	0.00	0.00	0.00	0.00	0.00	0.00	0.00
3.4.3 Other	0.00	0.00	0.00	0.00	0.00	0.00	0.00	0.00	0.00	0.00
3.5 Postal and courier services	42.94	410.00	64.93	620.00	129.73	1,240.00	-33.87	-33.87	-66.90	-66.94
3.6 Electricity transmission	0.00	0.00	0.00	0.00	0.00	0.00	0.00	0.00	0.00	0.00
3.7 Other supporting and auxiliary transport service	0.00		0.00		0.00		0.00	0.00	0.00	0.00
4. Travel	13,180.12	125,860.00	14,454.85	138,020.00	11,305.58	108,060.00	-8.82	-8.81	16.58	16.47
4.1 Business	117.29	1,120.00	128.82	1,230.00	387.11	3,700.00	-8.95	-8.94	-69.70	-69.73
4.1.1 Acquisition of goods and services by border, seasonal, and other short-term workers	0.00	0.00	0.00	0.00	0.00	0.00	0.00	0.00	0.00	0.00
4.1.2 Other	117.29	1,120.00	128.82	1,230.00	387.11	3,700.00	-8.95	-8.94	-69.70	-69.73
4.2 Personal	13,062.83	124,740.00	14,326.03	136,790.00	10,918.47	104,360.00	-8.82	-8.81	19.64	19.53
4.2.1 Health-related expenditure	21.99	210.00	40.84	390.00	24.06	230.00	-46.16	-46.15	-8.60	-8.70
4.2.2 Education-related expenditure	964.48	9,210.00	1,403.38	13,400.00	815.01	7,790.00	-31.27	-31.27	18.34	18.23
4.2.3 Other	12,076.36	115,320.00	12,881.81	123,000.00	10,079.40	96,340.00	-6.25	-6.24	19.81	19.70
4.2.3.1 Religious travel	317.52	3,032.09	0.00	0.00	0.00	0.00	100.00	100.00	0.00	0.00
4.2.3.2 Other	11,758.84	112,287.91	12,881.81	123,000.00	10,079.40	96,340.00	-8.72	-8.71	16.66	16.55
5.Construction services	441.92	4,220.00	161.28	1,540.00	0.00	0.00	174.01	174.03	100.00	100.00
5.1 Construction abroad	0.00	0.00	0.00	0.00	0.00	0.00	0.00	0.00	0.00	0.00
5.2 Construction in the compiling economy	441.92	4,220.00	161.28	1,540.00	0.00	0.00	174.01	174.03	100.00	100.00
6. Insurance and Pension services	1,351.52	12,906.00	2,921.97	27,900.00	2,904.76	27,764.00	-53.75	-53.74	-53.47	-53.52
6.1 Direct Insurance	376.14	3,591.88	266.01	2,539.95	472.07	4,512.07	41.40	41.42	-20.32	-20.39
6.1.1 Life insurance	0.20	1.88	6.28	59.95	2.94	28.07	-96.82	-96.86	-93.20	-93.30
6.1.2 Freight insurance	275.41	2,630.00	65.98	630.00	49.59	474.00	317.41	317.46	455.37	454.85
6.1.3 Other direct insurance	100.53	960.00	193.75	1,850.00	419.54	4,010.00	-48.11	-48.11	-76.04	-76.06
6.2 Reinsurance	972.02	9,282.07	2,495.07	23,823.83	2,429.10	23,217.58	-61.04	-61.04	-59.98	-60.02
6.3 Auxiliary insurance services	3.36	32.05	160.89	1,536.22	3.59	34.35	-97.91	-97.91	-6.41	-6.70
6.4 Pension and standardized guarantee services	0.00	0.00	0.00	0.00	0.00	0.00	0.00	0.00	0.00	0.00

Contd.

10.24 Import of Services by Sectors (Detail) (Monthly)

Description	Rs. in Millions Dollars in Thousands									
	* February, 2017		** January, 2017		* February, 2016		% Change in February, 2017 over			
	Rs	\$	Rs	\$	Rs	\$	January, 2017		February, 2016	
							Rs	\$	Rs	\$
7. Financial services	1,327.85	12,680.00	2,606.73	24,890.00	1,254.43	11,990.00	-49.06	-49.06	5.85	5.75
7.1 Explicitly charged and other financial services	1,327.85	12,680.00	2,606.73	24,890.00	1,149.81	10,990.00	-49.06	-49.06	15.48	15.38
7.2 Financial intermediation service charges indirectly measured (FISIM)	0.00	0.00	0.00	0.00	104.62	1,000.00	0.00	0.00	-100.00	-100.00
8. Charges for the use of intellectual services	1,055.58	10,080.00	530.98	5,070.00	2,201.27	21,040.00	98.80	98.82	-52.05	-52.09
9. Telecommunication, Computer and information services	3,534.32	33,750.00	2,303.01	21,990.00	3,033.03	28,990.00	53.47	53.48	16.53	16.42
9.1 Telecommunications services	981.23	9,370.00	519.46	4,960.00	973.00	9,300.00	88.89	88.91	0.85	0.75
9.1.1 Call centres	0.01	0.06	0.03	0.29	2.17	20.74	-66.67	-79.31	-99.54	-99.71
9.1.2 Telecommunication services	981.22	9,369.94	519.43	4,959.71	970.83	9,279.26	88.90	88.92	1.07	0.98
9.2 Computer services	2,439.99	23,300.00	1,677.77	16,020.00	1,883.22	18,000.00	45.43	45.44	29.56	29.44
9.2.1 Hardware consultancy services	0.64	6.15	24.29	231.91	14.73	140.76	-97.37	-97.35	-95.66	-95.63
9.2.2 Software consultancy services	1,942.11	18,545.65	1,331.01	12,708.99	1,307.73	12,499.39	45.91	45.93	48.51	48.37
9.2.3 Maintenance & repairs of computer	89.16	851.37	90.82	867.20	125.01	1,194.89	-1.83	-1.83	-28.68	-28.75
9.2.4 Export / Import of Computer Software	354.58	3,385.96	231.03	2,205.98	215.38	2,058.64	53.48	53.49	64.63	64.48
9.2.5 Other Computer services	53.50	510.87	0.62	5.92	220.37	2,106.32	8529.03	8529.56	-75.72	-75.75
9.3 Information services	113.10	1,080.00	105.78	1,010.00	176.81	1,690.00	6.92	6.93	-36.03	-36.09
9.3.1 News agency services	94.22	899.69	80.36	767.27	118.43	1,131.99	17.25	17.26	-20.44	-20.52
9.3.2 Other information services	18.88	180.31	25.42	242.73	58.38	558.01	-25.73	-25.72	-67.66	-67.69
10. Other business services	13,408.41	128,040.00	10,696.09	102,130.00	12,146.76	116,100.00	25.36	25.37	10.39	10.28
10.1 Research and development services	6.28	60.00	1.05	10.00	6.28	60.00	498.10	500.00	0.00	0.00
10.2 Professional and management consulting services	379.09	3,620.00	1,017.97	9,720.00	827.57	7,910.00	-62.76	-62.76	-54.19	-54.24
10.2.1 Legal, accounting, management consulting, and public relations	229.34	2,190.00	386.45	3,690.00	575.43	5,500.00	-40.65	-40.65	-60.14	-60.18
10.2.1.1 Legal services	116.24	1,110.00	151.86	1,450.00	482.31	4,610.00	-23.46	-23.45	-75.90	-75.92
10.2.1.2 Accounting, auditing, bookkeeping, and tax consulting services	17.80	170.00	13.61	130.00	3.14	30.00	30.79	30.77	466.88	466.67
10.2.1.3 Business and management consulting and public relations services	95.30	910.00	220.98	2,110.00	89.98	860.00	-56.87	-56.87	5.91	5.81
10.2.2 Advertising, market research, and public opinion polling	149.75	1,430.00	631.52	6,030.00	252.14	2,410.00	-76.29	-76.29	-40.61	-40.66
10.3 Technical, trade-related and other business services	13,023.04	124,360.00	9,677.07	92,400.00	11,312.91	108,130.00	34.58	34.59	15.12	15.01
10.3.1 Architectural, engineering, scientific and other technical services	533.03	5,090.00	1,511.26	14,430.00	1,700.13	16,250.00	-64.73	-64.73	-68.65	-68.68
10.3.2 Waste treatment and de-pollution, agricultural and mining services	1.05	10.00	0.00	0.00	3.14	30.00	100.00	100.00	-66.56	-66.67
10.3.3 Operating leasing services	1,187.53	11,340.00	1,253.62	11,970.00	1,579.81	15,100.00	-5.27	-5.26	-24.83	-24.90
10.3.4 Trade-related services	67.64	645.89	72.49	692.13	5.57	53.22	-6.69	-6.68	1114.36	1113.62
10.3.5 Other business services n.i.e.	11,233.79	107,274.11	6,839.70	65,307.87	8,024.26	76,696.78	64.24	64.26	40.00	39.87
11. Personal, cultural, and recreational services	111.52	1,065.00	112.07	1,070.00	92.06	880.00	-0.49	-0.47	21.14	21.02
11.1 Audiovisual and related services	96.86	925.00	106.83	1,020.00	71.14	680.00	-9.33	-9.31	36.15	36.03
11.1.1 Audiovisual services	75.82	724.06	106.46	1,016.48	70.65	675.30	-28.78	-28.77	7.32	7.22
11.1.2 Artistic related services	21.04	200.94	0.37	3.52	0.49	4.70	5586.49	5608.52	4193.88	4175.32
11.2 Other personal, cultural, and recreational services	14.66	140.00	5.24	50.00	20.92	200.00	179.77	180.00	-29.92	-30.00
12. Government services, n.i.e.	5,542.85	52,930.00	2,513.52	24,000.00	2,257.98	21,582.00	120.52	120.54	145.48	145.25
12.1 Embassies and consulates	974.95	9,310.00	760.34	7,260.00	592.17	5,660.00	28.23	28.24	64.64	64.49
12.2 Military units and agencies	28.27	270.00	2.09	20.00	8.37	80.00	1252.63	1250.00	237.75	237.50
12.3 Other	4,539.63	43,350.00	1,751.09	16,720.00	1,657.44	15,842.00	159.25	159.27	173.89	173.64

* Provisional ** Revised

Note: 1. The data are presented as per 6(EBOPS0.002010) classification aligned with MSITS0.00 2010 classification

10.25 Import of Services by Sector (Detail) (Cumulative)

Rs. in Millions
Dollars in Thousands

Description	* July - February, 2016 - 2017		* July - February, 2015 - 2016		% Change in July - February, 2016 - 2017 over July - February, 2015 - 2016	
	Rs	\$	Rs	\$	Rs	\$
	Services	577,208.95	5,514,508.00	566,022.79	5,440,987.00	1.98
1.Manufacturing services on physical inputs owned by others	0.00	0.00	0.00	0.00	0.00	0.00
1.1 Goods for processing in reporting economy	0.00	0.00	0.00	0.00	0.00	0.00
1.2 Goods for processing abroad	0.00	0.00	0.00	0.00	0.00	0.00
2.Maintenance and repair services n.i.e.	4,776.14	45,630.00	7,631.60	73,360.00	-37.42	-37.80
3. Transport	236,786.79	2,262,201.00	222,095.57	2,134,930.00	6.61	5.96
3.1 Sea transport	128,921.04	1,231,679.00	111,433.84	1,071,176.00	15.69	14.98
3.1.1 Passenger	0.00	0.00	0.00	0.00	0.00	0.00
3.1.2 Freight	114,427.25	1,093,209.00	100,702.16	968,016.00	13.63	12.93
3.1.3 Other	14,493.79	138,470.00	10,731.68	103,160.00	35.06	34.23
3.2 Air transport	103,180.47	985,760.00	108,585.93	1,043,800.00	-4.98	-5.56
3.1.1 Passenger	70,465.55	673,210.00	69,168.13	664,890.00	1.88	1.25
3.1.2 Freight	13,801.92	131,860.00	14,795.07	142,220.00	-6.71	-7.28
3.1.3 Other	18,913.00	180,690.00	24,622.73	236,690.00	-23.19	-23.66
3.3 Road transport	1,211.25	11,572.00	956.24	9,192.00	26.67	25.89
3.3.1 Passenger	0.00	0.00	0.00	0.00	0.00	0.00
3.3.2 Freight	989.35	9,452.00	892.78	8,582.00	10.82	10.14
3.3.3 Other	221.90	2,120.00	63.46	610.00	249.67	247.54
3.4 Rail transport	532.78	5,090.00	480.82	4,622.00	10.81	10.13
3.4.1 Passenger	532.78	5,090.00	480.82	4,622.00	10.81	10.13
3.4.2 Freight	0.00	0.00	0.00	0.00	0.00	0.00
3.4.3 Other	0.00	0.00	0.00	0.00	0.00	0.00
3.5 Postal and courier services	2,941.25	28,100.00	638.74	6,140.00	360.48	357.65
3.6 Electricity transmission	0.00	0.00	0.00	0.00	0.00	0.00
3.7 Other supporting and auxiliary transport service	0.00	0.00	0.00	0.00	0.00	0.00
4. Travel	111,296.66	1,063,300.00	125,320.09	1,204,660.00	-11.19	-11.73
4.1 Business	1,791.97	17,120.00	2,647.55	25,450.00	-32.32	-32.73
4.1.1 Acquisition of goods and services by border, seasonal, and other short-term workers	0.00	0.00	0.00	0.00	0.00	0.00
4.1.2 Other	1,791.97	17,120.00	2,647.55	25,450.00	-32.32	-32.73
4.2 Personal	109,504.69	1,046,180.00	122,672.54	1,179,210.00	-10.73	-11.28
4.2.1 Health-related expenditure	397.75	3,800.00	260.07	2,500.00	52.94	52.00
4.2.2 Education-related expenditure	8,059.67	77,000.00	9,117.14	87,640.00	-11.60	-12.14
4.2.3 Other	101,047.27	965,380.00	113,295.33	1,089,070.00	-10.81	-11.36
4.2.3.1 Religious travel	6,259.12	59,798.07	7,756.05	74,556.33	-19.30	-19.79
4.2.3.2 Other	94,788.15	905,581.93	105,539.28	1,014,513.67	-10.19	-10.74
5.Construction services	958.79	9,160.00	2,128.44	20,460.00	-54.95	-55.23
5.1 Construction abroad	0.00	0.00	0.00	0.00	0.00	0.00
5.2 Construction in the compiling economy	958.79	9,160.00	2,128.44	20,460.00	-54.95	-55.23
6. Insurance and Pension services	17,955.89	171,546.00	17,231.23	165,638.00	4.21	3.57
6.1 Direct Insurance	3,892.53	37,188.29	4,659.11	44,786.43	-16.45	-16.97
6.1.1 Life insurance	18.24	174.29	44.57	428.43	-59.08	-59.32
6.1.2 Freight insurance	1,546.41	14,774.00	976.63	9,388.00	58.34	57.37
6.1.3 Other direct insurance	2,327.88	22,240.00	3,637.91	34,970.00	-36.01	-36.40
6.2 Reinsurance	13,893.38	132,733.81	12,126.23	116,565.40	14.57	13.87
6.3 Auxiliary insurance services	169.98	1,623.90	445.89	4,286.17	-61.88	-62.11
6.4 Pension and standardized guarantee services	0.00	0.00	0.00	0.00	0.00	0.00

Contd.

10.25 Import of Services by Sector (Detail) (Cumulative)

Rs. in Millions
Dollars in Thousands

Description	* July - February, 2016 - 2017		* July - February, 2015 - 2016		% Change in July - February, 2016 - 2017 over July - February, 2015 - 2016	
	Rs	\$	Rs	\$	Rs	\$
	7. Financial services	16,820.62	160,700.00	13,439.56	129,190.00	25.16
7.1 Explicitly charged and other financial services	16,506.61	157,700.00	12,503.30	120,190.00	32.02	31.21
7.2 Financial intermediation service charges indirectly measured (FISIM)	314.01	3,000.00	936.26	9,000.00	-66.46	-66.67
8. Charges for the use of intellectual services	14,112.79	134,830.00	11,690.83	112,380.00	20.72	19.98
9. Telecommunication, Computer and information services	26,608.40	254,210.00	26,919.69	258,770.00	-1.16	-1.76
9.1 Telecommunications services	7,431.64	71,000.00	14,831.47	142,570.00	-49.89	-50.20
9.1.1 Call centres	1.12	10.73	15.19	146.05	-92.63	-92.65
9.1.2 Telecommunication services	7,430.52	70,989.27	14,816.28	142,423.95	-49.85	-50.16
9.2 Computer services	18,127.96	173,190.00	10,861.71	104,410.00	66.90	65.87
9.2.1 Hardware consultancy services	33.54	320.42	42.74	410.85	-21.53	-22.01
9.2.2 Software consultancy services	14,620.13	139,677.00	7,714.33	74,155.29	89.52	88.36
9.2.3 Maintenance & repairs of computer	893.94	8,540.51	742.91	7,141.34	20.33	19.59
9.2.4 Export / Import of Computer Software	2,079.03	19,862.57	1,149.71	11,051.79	80.83	79.72
9.2.5 Other Computer services	501.32	4,789.50	1,212.02	11,650.73	-58.64	-58.89
9.3 Information services	1,048.80	10,020.00	1,226.51	11,790.00	-14.49	-15.01
9.3.1 News agency services	793.32	7,579.19	730.56	7,022.58	8.59	7.93
9.3.2 Other information services	255.48	2,440.81	495.95	4,767.42	-48.49	-48.80
10. Other business services	106,639.95	1,018,811.00	106,953.70	1,028,110.00	-0.29	-0.90
10.1 Research and development services	481.49	4,600.00	63.46	610.00	658.73	654.10
10.2 Professional and management consulting services	5,834.36	55,740.00	6,664.13	64,060.00	-12.45	-12.99
10.2.1 Legal, accounting, management consulting, and public relations	3,163.16	30,220.00	4,224.64	40,610.00	-25.13	-25.58
10.2.1.1 Legal services	769.33	7,350.00	1,962.00	18,860.00	-60.79	-61.03
10.2.1.2 Accounting, auditing, bookkeeping, and tax consulting services	68.04	650.00	144.60	1,390.00	-52.95	-53.24
10.2.1.3 Business and management consulting and public relations services	2,325.79	22,220.00	2,118.04	20,360.00	9.81	9.14
10.2.2 Advertising, market research, and public opinion polling	2,671.20	25,520.00	2,439.49	23,450.00	9.50	8.83
10.3 Technical, trade-related and other business services	100,324.10	958,471.00	100,226.11	963,440.00	0.10	-0.52
10.3.1 Architectural, engineering, scientific and other technical services	13,973.58	133,500.00	8,868.51	85,250.00	57.56	56.60
10.3.2 Waste treatment and de-pollution, agricultural and mining services	700.25	6,690.00	20.81	200.00	3264.97	3245.00
10.3.3 Operating leasing services	8,517.08	81,370.00	11,432.83	109,900.00	-25.50	-25.96
10.3.4 Trade-related services	2,256.05	21,553.74	40.31	387.52	5496.75	5461.97
10.3.5 Other business services n.i.e.	74,877.14	715,357.26	79,863.65	767,702.48	-6.24	-6.82
11. Personal, cultural, and recreational services	805.43	7,695.00	518.17	4,981.00	55.44	54.49
11.1 Audiovisual and related services	717.51	6,855.00	377.73	3,631.00	89.95	88.79
11.1.1 Audiovisual services	642.72	6,140.43	373.82	3,593.41	71.93	70.88
11.1.2 Artistic related services	74.79	714.57	3.91	37.59	1812.79	1800.96
11.2 Other personal, cultural, and recreational services	87.92	840.00	140.44	1,350.00	-37.40	-37.78
12. Government services, n.i.e.	40,447.49	386,425.00	32,093.91	308,508.00	26.03	25.26
12.1 Embassies and consulates	5,879.37	56,170.00	6,248.01	60,060.00	-5.90	-6.48
12.2 Military units and agencies	102.58	980.00	108.19	1,040.00	-5.19	-5.77
12.3 Other	34,465.54	329,275.00	25,737.71	247,408.00	33.91	33.09

* Provisional ** Revised

Note: 1. The data are presented as per 6(EBOPS0.002010) classification aligned with MSITS0.00 2010 classification

REGIONAL AND FIELD OFFICES OF PAKISTAN BUREAU OF STATISTICS

PUNJAB

Chief Statistical Officer,
Regional Office,
Pakistan Bureau of Statistics,
Plot No.7,
Gul Plaza, (1st & 2nd Floor),
I.J. Principal Road,
Near Pindora Chungi,
Rawalpindi
Phone: 051- 4411528
Fax 051 - 4410474

Statistical Officer (I/C),
Regional Office,
Pakistan Bureau of Statistics,
USAID Building,
Gurumangat Road,
Gulberg-III,
Lahore.
Phone & Fax:042-99263266
Email:lhrfbs@lhr.comsats.net.pk

Statistical Officer (I/C),
Regional Office,
Pakistan Bureau of Statistics,
House # 20, Block-T,
New Multan Colony, Rahim Chowk,
Masoom Shah Road,
Multan.
Phone & Fax:061-9220177
E-mail:muxfbs@brain.net.pk

Chief Statistical Officer,
Regional Office,
Pakistan Bureau of Statistics,
51-B, Satellite Town,
Gujranwala.
Phone & Fax: 055-9200418

Chief Statistical Officer,
Regional Office,
Pakistan Bureau of Statistics,
House # 04, Rehman Town,
Satyana Road,
Faisalabad.
Phone & Fax: 041-9220049
E-mail:fsdfbs@fsd.comsats.net.pk

Chief Statistical Officer,
Regional Office,
Pakistan Bureau of Statistics,
House # 100/27-C,
Satellite Town,
Sargodha
Phone:048-9230411

Chief Statistical Officer,
Regional Office,
Pakistan Bureau of Statistics,
9-A (Ground Floor), Block-X
Rafi Qamar Road, Satellite Town,
Bahawalpur.
Phone & Fax: 062-9250026

Statistical Officer(I/C),
Field Office,
Pakistan Bureau of Statistics,
Hasan Pura, Opp. Passport
Office, Kashmir Road,
Sialkot.
Phone & Fax: 052-3573581
E-mail:sktfsbs@skt.comsats.net.pk

Statistical Officer(I/C),
Field Office,
Pakistan Bureau of Statistics,
House # 19/24, Street # 3,
Shadab Colony, Railway Line,
Jhang Saddar.
Phone & Fax: 047-9200194

Statistical Officer(I/C),
Field Office.
Pakistan Bureau of Statistics,
House at Kasra #51/11/1/3/2
Ground Floor, Chak # 9/W.B.
Behind Cooperative Workshop,
Burawala Road,
Vehari.
Phone & Fax: 067-3364219

Statistical Officer (I/C),
Field Office,
Pakistan Bureau of Statistics,
House # E-83-D, Mohallah
Ahmed Gul Khan Wala,
Street Karnal Aslam Khan,
Near Obaid Noor Hospital
Mianwali.
Phone: 0459-231626

Statistical Officer (I/C),
Field Office,
Pakistan Bureau of Statistics
House # H 224-C, Ground Floor
Street # 4, Khyaban-e-Sarwar,
Dera Ghazi Khan.
Phone: 064-2401850

Statistical Officer(I/C),
Field Office,
Pakistan Bureau of Statistics,
House # 4, Shafi Town,
Near Grid Station,
Main Shahbazpur Road,
Rahim Yar Khan.
Phone & Fax: 068-5871754

Statistical Officer (I/C),
Field Office,
Pakistan Bureau of Statistics,
House # 43 B-7, Gulistan Colony,
Near Govt. Girls College
Sahiwal.
Phone: 040-9200242

Statistical Officer(I/C),
Field Office,
Pakistan Bureau of Statistics,
165-A, Qasim Road,
Bahawalnagar.
Phone & Fax: 063-9240049

SINDH:

Chief Statistical Officer,
Regional Office,
Pakistan Bureau of Statistics,
1-B, S.M.C.H. Society
Karachi.
Phone & Fax: 021- 34557933
Email:khifbs@khi.comsats.net.pk

Chief Statistical Officer,
Regional Office,
Pakistan Bureau of Statistics,
Bungalow # A-46,
G.O.R. Colony,
Unit # 1, Latifabad,
Hyderabad.
Fax & Phone: 022-9200641

Chief Statistical Officer,
Regional Office,
Pakistan Bureau of Statistics,
Bungalow # 10-A,
Professor Housing Society,
Shikarpur Road,
Sukkur.
Phone & Fax: 071-5807132

Chief Statistical Officer,
Regional Office,
Pakistan Bureau of Statistics,
Building # 45/17, Ward "C",
Near Shah Latif Market,
Lohari Mohallah,
Larkana.
(Phone: 074-9410010)
Fax:074-4054438

Statistical Officer(I/C),
Field Office,
Pakistan Bureau of Statistics,
House # 180,
Um-e-Hain, Near satari
Cotton Factory, Ring Road
Mirpur Khas.
Phone & Fax: -0233-923096

Statistical Officer(I/C),
Field Office,
Pakistan Bureau of Statistics,
House # 68, Mubariak Colony,
Jam sahib Road,
Nawabshah(Shaheed Benazerabad).
Phone & Fax: 0244-9370311

Statistical Officer(I/C),
Field Office,
Pakistan Bureau of Statistics,
House # 199 Marakhpur,
Opp. DHO Office,
Sehwan Road, Dadu Town,
Dadu.
Phone & Fax: 025-9200345

Statistical Officer(I/C),
Field Office,
Pakistan Bureau of Statistics,
House # 2929-I, 1st Family Line,
Shah Abdul Latif Road,
Near Rifal Naka,
Jacobabad.
Phone : 0722-653403

KHYBER PAKHTOON KHWA

Chief Statistical Officer,
Regional Office,
Pakistan Bureau of Statistics,
State Life Insurance Building,
2nd Floor, 34-The Mall,
Peshawar Cantt.
Phone: 091-9213097
Fax – 091-9213098
E-mail:pshfbs@pes.comsats.net.pk

Chief Statistical Officer,
Regional Office,
Pakistan Bureau of Statistics,
Building #558-D,
Mohallah Ghazni Khel,
Bannu.
Phone & Fax: 0928-9270191

Statistical Officer (I/C),
Regional Office,
Pakistan Bureau of Statistics,
Shams-ur-Rehman Building,
Near Nadra Office, Rahimabad,
G.T. Road,
Mingora/Swat.
Phone: 0946-9240283

Chief Statistical Officer,
Regional Office,
Pakistan Bureau of Statistics,
Bungalow # 896, Mansehra Road,
Post office Jhangi,
Abbottabad.
Phone & Fax: 0992-9310231

Chief Statistical Officer,
Regional Office,
Pakistan Bureau of Statistics,
House # A-3,
Shah Jhan Shaheed Town,
Near Coach Adda of Bannu
Dera Ismail Khan.
Phone:0966-9280279

BALOCHISTAN:

Chief Statistical Officer,
Regional Office,
Pakistan Bureau of Statistics,
Chandio House No.2,
Arbab Karam Khan Road,
Near Elementary College,
Quetta.
Phone: 081-9239804
Fax:081-2471126

Statistical Officer(I/C),
Field Office,
Pakistan Bureau of Statistics,
Dak Khana Road, Near Civil Hospital,
Singani Sar,
Turbat.
Phone: 0852-412267
Fax:0852-413383

Statistical Officer (I/C),
Field Office,
Pakistan Bureau of Statistics,
Haroon Market,
Opp:Girls High School,
Hospital Road,
Khuzdar.
Phone & Fax: 0848-412760

Statistical Officer (I/C),
Field Office,
Pakistan Bureau of Statistics,
Building # 2-II/E,
Hazara Mohallah,
Loralai.
Phone & Fax: 0824-660560

NORTHERN AREAS:

Statistical Officer (I/C),
Field Office,
Pakistan Bureau of Statistics,
Haidar Pura, Near Agha Khan Health
Centre, Chinar Bagh,
Gilgit.
Phone & Fax: 05811-920972

AZAD KASHMIR:

Chief Statistical officer,
Regional Office,
Pakistan Bureau of Statistics,
Flat # 304, Al-Saif Plaza,
Upper Gojra Bypass.
Muzaffarabad.
Phone & Fax: 05822-923169

SYMBOLS, ABBREVIATIONS AND CONVERSION

<p>E Estimated P/* Provisional, Preliminary R/r Revised - Nil .. Negligible ... Not available % Percentage Admn Administration ALOOCHA A kind of fruit ARVI A type of root vegetable AV. Average BABUL A kind of fire wood BBLs. Barrels BIRYANI A dish of rice prepared BOT. Bottle CAP. Capsule CFT. Cubic feet CH. Charge CHAPATI A kind of bread CIG. Cigarette Comm. Communication CRT. Carton / Crate CUM./CM. Cubic meter DESI. Indigenous Distt. Distribution DOZ Dozen ENG. English EX. Exercise GLS. Glass GM. Gram H.OP. Hand operated HP. Horse power INJ. Injection KHADDI Hand-loom KIKAR A kind of fire wood KG. Kilogram KM. Kilometer KORMA A variety of meat curry KWH. Kilowatt / hour LB. Pound</p>	<p>LTR. Litre LUNGI A kind of cloth MALTA & MOSAMBI A variety of Orange MED. Medium MG. Milligram MMCFT. Million cubic feet MN. Million M/o. Ministry of MTR. Meter MT. Metric Ton ML. Milliliter NES. Not else where specified NO. Number NR. Not reported N.S. Not specified PKT. Packet PC. Piece QLTY. Quality QTY. Quantity RASGULLA A form of sweetmeat R.P.M. Revolution per minute RS. Rupees SAMOSA A form of patty SHAL. Shalwar SHEESHAM A variety of sup. Qty. Wood. Sq. Square SQM. Square meter SUP. Superior STND. Standard SQFT. Square feet SYN. Synthetic THNO. Thousand number TAB. Table TANDOORI Oven-Baked TKT. Ticket TL. Tube light TOTA. Broken rice UNI. Uniform Urd. Urdu VEG. Vegetable W. Watt</p>	<p>One Metric Ton 2004 Lbs. 1000 Kgs One Ton 1.0160 M.Tons (2240 Lbs.) 27.22 Maunds 1016.04 Kgs. 1.0610 M. Tons 20 Hundred weight One Pound 0.4536 Kg. 16 Oz. 0.4861 Seer One Ounce 28.35 Gms. One Kilogram 2.2046 Lbs. 0.0197 Hundred weight 0.0268 Maund 1.0717 Seers One Hundred weight (112 Lbs.) 50.8932 Kgs. 1.3610 Maunds One Gram 0.0857 Tola One Tonne 0.9842 Long Ton 1.1023 Short Ton One Bale (Cotton) 170.0971 Kilograms (375 Lbs.) 4.5571 Maunds</p>
LIQUID		
<p>One Imperial (Gallon) 4.5435 Ltrs. One Litre 0.2199 Imperial Gallon</p>		
LENGTH		
<p>One Mile 1.6093 Kms. 1760 Yards One Yard 0.9144 Meter One Foot 0.3048 Meter One Kilometer 0.6214 mile One Meter 1.0936 Yards One Square Mile 2.5899 Sq. Kilometer 640 Acres 258.9984 Hectares One Acre .4074 Hectare 4840 Sq. Yards. One Square Kilometer 0.3861 Sq. Mile 100 Hectares One Hectare 2.4711 Acres One Square Yards 0.8361 Sq. meter. One Cubic Meter 35.3147 Cubic feet</p>		

SELECTED PUBLICATIONS OF PAKISTAN BUREAU OF STATISTICS

01. **Monthly Bulletin of Statistics**
 02. **Review of Foreign Trade**
 03. **Pakistan Statistical Pocket Book**
 04. **Pakistan Statistical Yearbook**
 05. **Foreign Trade Statistics of Pakistan Imports (two volumes)**
 06. **Foreign Trade Statistics of Pakistan Exports (one volume)**
 07. **Labour Force Survey**
 08. **Brochure of National Accounts**
 09. **Pakistan Demographic Survey**
 10. **Census of Manufacturing Industries**
 11. **Survey of Small Household Manufacturing Industries**
 12. **Rent Survey of Dwellings**
 13. **Socio Economic Indicators at District Level
(Punjab, Sindh, Khyber Pakhtoon Khwa & Balochistan)**
 14. **Census of Private Educational Institutions in Pakistan**
 15. **Census of Software Industry and related services of Pakistan**
 16. **Supply & Use Table of Pakistan**
 17. **Mechanized Road Transport Survey**
 18. **Survey of Private Recreational, Cultural & Entertainment Services**
 19. **Survey of Private Laundry, Dry Cleaning & Dyeing Services**
 20. **Survey of Private Medical, Dental & Other Health Services**
 21. **Survey of Private Educational Services**
 22. **Pakistan, 2000 – An Official Hand Book on Statistics**
 23. **50 Years of Pakistan in Statistics (Four Volumes)**
 24. **Pakistan Social & Living Standard Measurement Survey National/Provincial**
 25. **Household Integrated Economic Survey (HIES) National/Provincial**
-

**SALE CENTERS WHERE PAKISTAN BUREAU OF STATISTICS
PUBLICATIONS ARE AVAILABLE**

ISLAMABAD

6 – Mauve Area, G-8/4.
Taleemi Chowk
Phone # 051 - 926 11 25
051 - 226 13 72

RAWALPINDI

NBF Book Shop
178-B, Sarwar Road,
Rawalpindi Cantt.
Phone # 051 – 927 25 30

WAH CANTT

NBF Book Shop
Central Library Premises
Phone # 051-931 40 04

LAHORE

NBF Book Shop
56/57 Shadman Colony,
Shadman Market,
Phone # 042 – 755 01 61 &
753 03 29
Fax # 042 – 758 77 35

FAISALABAD

NBF Book Shop
Shop No.10,
Hashmi Hall Shopping Centre,
University of Agriculture,
Phone # 041 – 264 81 79

MULTAN

NBF Book Shop
Plot # 4-5-6, M.D.A. Road,
Near Multan Art Council
Phone # 061 – 920 12 81

BAHAWALPUR

NBF Book Shop
Quaid-e-Azam Medical College,
Near Library.
Cell # 0301 – 724 76 13

PESHAWAR

NBF Book Shop
Phase-V, Sector B-2,
Plot No.36-37,
Hayatabad.
Phone # 091 – 589 27 44
921 72 73
Fax # 091 921 72 73

NBF Book Shop

48/D, F-6, Jamrud Road,
University Town,
Phone # 091 – 921 69 03
Fax # 091 – 921 69 04

BANNU

Old Municipal Library Premises,
Near to Qazi Muhib Stadium,
Cell # 0346 – 915 50 18

KOHAT

3rd Block, 1st Floor,
Distt. Govt. Complex

D.I. KHAN

NBF Book Shop
C/o. Executive Distt. Officer,
Literacy, Sports and Education,
Phone # 0961 – 928 01 29

ABBOTABAD

Public Library
1st Floor, Jalal Baba Auditorium,
Phone # 0992 – 931 02 91

KARACHI

National Book Foundation
(Regional Office)
Liaquat Memorial Library Premises,
Ground Floor, Stadium Road,
Phone # 021– 923 18 06 & 923 10 88
Fax # 923 10 89

HYDERABAD

NBF Book Shop
GOR Colony,
C-22, Latifabad No.1,
Phone # 022 – 931 08 92

JAMSHORO

Shop No.14, Liaquat University of
Medical & Health Science

NAWABSHAH

M.H. Khawaja DC High School,
Opp. NMC Hospital Road
Cell # 0301 – 389 58 46

SUKKUR

Public Library
Old Sukkur,
Phone # 071 – 562 51 03

LARKANA

NBF Book Shop
Chandka Medical College
Main Gate
Phone # 0741-941 02 29

JACOBABAD

Red Crescent Building,
Near T.B. Hospital
Phone # 0722 – 65 08 17

QUETTA

NBF Book Shop
3-7/5, Faiz Muhammad Road,
Phone # 081 - 920 15 70
Fax # 081 - 920 18 69

**PUBLISHED ON BEHALF OF NATIONAL BOOK FOUNDATION
PRINTED AT REPRODUCTION & PRINTING UNIT, PBS, KARACHI**