



MONTHLY BULLETIN OF STATISTICS

September
2017



Government of Pakistan
Statistics Division
Pakistan Bureau of Statistics



PBS-22(09/2017) Vol. 65
100



MONTHLY BULLETIN OF STATISTICS

September 2017

Government of Pakistan
Statistics Division
Pakistan Bureau of Statistics

Price Rs: 600.00

P R E F A C E

The Bulletin of Statistics, Monthly Publication of the Pakistan Bureau of Statistics provide important statistics in respect of social, economic and financial sectors of the economy at aggregate as well as sectoral levels. The Bulletin contains data relating to Population, National Accounts, Agriculture, Manufacturing, Prices, Balance of Payments, Public Finance, Education, Energy & Mining, Foreign Economic Assistance, Foreign Trade, Health, Insurance, Labour, Transport & Communication, Social & Culture ect. It also provides different types of indices on agriculture, manufacturing, prices, trade and labour productivity. Charts and graphs have also been provided to selected tables to make the data readily intelligible.

2. The Bulletin contains data on monthly and in some instances on annual basis. The annual data series are on fiscal year basis i.e. from July to June unless otherwise specified. Monthly data series of trade and industry are published with a time lag of 45 days required for data collection, compilation, cleaning, processing, tabulating and printing. Figures may not add up to the totals owing to rounding. Statistics that are compiled in the Pakistan Bureau of Statistics are presented without citation whereas those compiled by other agencies carry a source note below the tables.

3. Efforts have been made to produce this Bulletin as a comprehensive, informative and useful document for decision makers, researchers, planners, economists and other groups of beneficiaries. It is hoped that the users will find this Bulletin useful.

4. Suggestions for further improvement will be highly appreciated and welcomed.

DR. SAJJAD AKHTAR
Chief Statistician

MS. RUKHSANA YASMEEN

Secretary

Government of Pakistan
Ministry of Statistics
Statistics Division

Statistics House
21-Mauve Area,
G-9/1, Islamabad.

Tel : 051-9106500
Fax: 051-9106502
E-mail: secretary@pbs.gov.pk

DR. SAJJAD AKHTAR

Chief Statistician
Government of Pakistan
Pakistan Bureau of Statistics

Statistics House
21-Mauve Area,
G-9/1, Islamabad.

Tel : 051-9106514 - 051-9106515
Fax: 051-9106561
E-mail: pbs@pbs.gov.pk

**PAKISTAN BUREAU OF STATISTICS
STATISTICS HOUSE, 21-MAUVE AREA
G-9/1 - ISLAMABAD
Website: www.pbs.gov.pk**

| | | <u>Office</u> | <u>Residence</u> |
|---------------------------|-------------------------|--------------------------------|--------------------|
| Dr. Bahrawar Jan | Deputy Director General | 051-9106550 Fax:051-9106577 | 051-9101294 |
| Mr. Ayazuddin | Deputy Director General | 051-9106552 | 051-9242232 |
| Mr. Ismail Khan | Deputy Director General | 051-9106555 Fax:051-9106556 | 051-9101162 |
| Mr. Khalid Hussain Bhatti | Deputy Director General | 051-9106583 | 051-4440906 |
| Mr. Ghulam Muhammad | Director | 051-9106559 | 0300-9562558 |
| Mr. Fazil Mehmood Baig | Director | 051-9106575 | 0333-5159850 |
| Mr. Shaukat Ali Khan | Director | 051-9106557 | -- |
| Mr. Attiq-ur-Rehman | Director | 051-9106553 Fax:051-9106546 | 0346-9579700 -- |
| Mr. Munwar Ali Ghanghro | Director | 051-9106554 | 0333-7145366 |
| Mrs. Rabia Awan | Director | 051-9106581 | 051-4444696 |
| Mrs. Rizwana Siddique | Director | 051-9106545 | 0333-5221042 |
| Mr. Rizwan Bashir | Director | 051-9106530 | -- |

TRAINING WING

| | | | |
|-----------------------|----------|--------------------------------|----|
| Syed Abdul Qader Shah | Director | 051-9205390 Fax:051-9205390 | -- |
|-----------------------|----------|--------------------------------|----|

**PAKISTAN BUREAU OF STATISTICS
1-B, SINDHI MUSLIM COOPERATIVE HOUSING SOCIETY
KARACHI – 74400
E-mail: khifbs@khi.comsats.net.pk**

| | | | |
|-------------------------|----------|----------------------------------|--------------|
| Mr. Muhammad Ali Shaikh | Director | 021-99225205 | -- |
| Mr. Shaukat Zaman | Director | 021-99225209 Fax:021-99225202 | 0300-5052450 |
| Mr. Abrar Hussain | Director | 021-99225217 | -- |

**PAKISTAN BUREAU OF STATISTICS
USAID BUILDING GURU MANGAT ROAD
GULBERG-III, LAHORE
E-mail: lhrfbs@lhr.comsats.net.pk**

| | | | |
|----------------|----------|----------------------------------|----|
| Mr. Rana Iqbal | Director | 042-99263267 Fax:042-99263267 | -- |
|----------------|----------|----------------------------------|----|

(Regional Office) LAHORE

| | | | |
|---------------------|---------------------------|----------------------------------|--------------|
| Mr. Muhammad Shahid | Chief Statistical Officer | 042-99263266 Fax:042-99263266 | 0345-4169987 |
|---------------------|---------------------------|----------------------------------|--------------|

(Regional Office) KARACHI

| | | | |
|------------------|---------------------|--------------|--------------|
| Mr. Faraz Muslim | Statistical Officer | 021-99225214 | 0333-3028006 |
|------------------|---------------------|--------------|--------------|

(Regional Office) PESHAWAR

| | | | |
|----------------|---------------------------|--------------------------------|--------------|
| Mr. Hasan Khan | Chief Statistical Officer | 091-9213097 Fax:091-9213098 | 0333-9117508 |
|----------------|---------------------------|--------------------------------|--------------|

(Regional Office) QUETTA

| | | | |
|-------------------|---------------------------|--------------------------------|----|
| Mr. Ghulam Rasool | Chief Statistical Officer | 081-9239804 Fax:081-9239804 | -- |
|-------------------|---------------------------|--------------------------------|----|

**(Presentation, Reproduction & Printing) KARACHI
pbskarachipp@gmail.co,**

| | | | |
|-------------------------|----------------------|--------------|--------------|
| Mr. Shakeel Qadeer | Chief System Analyst | 021-99225220 | 021-35836029 |
| Mr. Naushad Ahmed Malik | Statistical Officer | 021-99225215 | -- |

CONTENTS

| | | |
|--------|---|-----|
| ** | KEY INDICATORS | III |
| 1. | BALANCE OF PAYMENT | |
| 1.1 | Country wise Workers Remittances | 01 |
| 1.2 | Month wise Workers Remittances | 04 |
| 1.3 | Exchange Rates Pak. Rupees in Terms of one Unit of Foreign Currency | 05 |
| 2. | CLIMATE | |
| 2.1 | Temperature at Selected Stations | 07 |
| 2.2 | Rainfall at Selected Stations | 09 |
| 3. | ENERGY & MINING | |
| 3.1 | Production of Crude Oil | 11 |
| 3.2 | Production of Natural Gas | 14 |
| 3.3 | Company Wise Production of Crude Oil and Natural Gas | 18 |
| 3.4 | Province Wise Production of Crude Oil and Natural Gas | 18 |
| 3.5 | Production of Crude Oil, Natural Gas and Electricity | 19 |
| 3.6 | Mineral Production | 20 |
| 4. | HEALTH | |
| 4.1(a) | Monthly Immunization Coverage Number of Doses Administered (0-11 month) Children | 23 |
| 4.1(b) | Monthly Immunization Coverage Number of Doses Administered (12-23 months) Children | 25 |
| 4.1(c) | Monthly Immunization Coverage Number of T.T Doses Administered to Women | 26 |
| 4.2 | Monthly Report of HIV Treatment Centre | 27 |
| 4.3(a) | Registered Veterinary Medical Practitioner with PVMC | 28 |
| 4.3(b) | Registered Animal Husbandry Graduate with PVMC | 29 |
| 4.4 | Tuberculosis Report (FTI) | 30 |
| 5. | MANUFACTURING | |
| 5.1 | Quantum Index Numbers of Large-scale Manufacturing Industries | 31 |
| 5.2 | Production of Manufacturing Items | 33 |
| 6. | MONEY & CREDIT | |
| 6.1 | Reserve Money | 47 |
| 7. | PRICE | |
| 7.1 | Price Indices (General) with Percentage Change | 51 |
| 7.2 | Combined Sensitive Price Indicator (SPI) by Quantile | 52 |
| 7.3 | Combined Consumer Price Index Numbers by Commodity Groups | 53 |
| 7.4 | Consumer Price Index Numbers by Major Groups and Selected Commodities | 54 |
| 7.5 | Combined Consumer Price Index Numbers by Quantile and Major Commodity Groups | 56 |
| 7.6 | Combined Consumer Price Index Numbers by Quantile, Major Commodity Group for Selected Cities | 57 |
| 7.7 | Combined Consumer Price Index Numbers by Income Group/City and Commodity Group for all Centres Covered in CPI | 60 |
| 7.8 | Index Numbers of Wholesale Prices by Commodity Groups | 61 |
| 7.9 | Index Numbers of Wholesale Prices by Commodities | 62 |
| 7.10 | Intercity Wholesale Prices of Selected Commodities | 72 |
| 7.11 | Intercity Consumer Prices | 115 |

Contd.

| | | |
|------------|---|-----|
| 8. | PUBLIC FINANCE | |
| 8.1 | Customs Revenue Receipts | 173 |
| 9. | SOCIAL | |
| 9.1 | Data on Traffic Accidents | 177 |
| 9.2 | Data on Telecommunication | 180 |
| 9.3 | Visitors at Archaeological Museums in Pakistan | 181 |
| 9.4 | Visitors at Heritage Sites in Pakistan | 182 |
| 10. | TRADE | |
| 10.1 | Value of Foreign Trade | 183 |
| 10.2 | Exports by Commodity/Group | 184 |
| 10.3 | Imports by Commodity/Group | 186 |
| 10.4 | Exports of Selected Commodities in Dollars | 187 |
| 10.5 | Exports of Selected Commodities in Rupees | 189 |
| 10.6 | Imports of Selected Commodities in Dollars | 191 |
| 10.7 | Imports of Selected Commodities in Rupees | 193 |
| 10.8 | Exports by Economic Categories (Summary) | 195 |
| 10.9 | Exports by Economic Categories (Details) | 196 |
| 10.10 | Imports by Economic Categories (Summary) | 197 |
| 10.11 | Imports by Economic Categories (Details) | 198 |
| 10.12 | Exports by Areas and Countries/Territories | 265 |
| 10.13 | Re-exports by Areas and Countries/Territories | 269 |
| 10.14 | Imports by Areas and Countries/Territories | 271 |
| 10.15 | Re-imports by Areas and Countries/Territories | 275 |
| 10.16 | Annual and Quarterly Terms of Trade and Unit Value Indices of Exports and Imports (1990-91=100) | 277 |
| 10.17 | Index Numbers of Unit Value of Exports by Groups (1990-91=100) | 278 |
| 10.18 | Index numbers of unit value of imports by groups (1990-91=100) | 279 |
| 10.19 | Index Numbers of Quantum of Exports by Groups (1990-91=100) | 280 |
| 10.20 | Index Numbers of Quantum of Imports by Groups (1990-91=100) | 281 |
| 10.21 | Trade in Services (Summary) | 282 |
| 10.22 | Export of Services by Sector (Detail) Monthly | 283 |
| 10.23 | Import of Services by Sector (Detailed) Monthly | 285 |
| 10.24 | Import of Services by Sector (Detailed) Monthly | 287 |
| 10.25 | Import of Services by Sector (Detail) (Cumulative) | 289 |

Regional and Field Offices of Pakistan Bureau of Statistics

Symbols, Abbreviations and Conversions

Selected Publications of Pakistan Bureau of Statistics

Sale Centres where PBS Publications are available

KEY INDICATORS

YEARLY

ECONOMIC INDICATORS

(2016- 2017)

| | | |
|------|---|------------------------|
| 1 | Inflation | 4.16% |
| 2 | Balance of Trade | (-) \$ 32.488 billion |
| 3 | Value of Exports | \$ 20.422 billion |
| 4 | Value of Imports | \$ 52.910 billion |
| 5 | Total Workers Remittances | \$ 19303.58(P) million |
| 6 | Reserve Money | Rs.4867869(P) million |
| 7 | Currency in Circulation | Rs.3911212(P) million |
| 8 | Consumer Price Index (CPI with Base 2007-2008) | 212.39 |
| 9 | Agricultural Sector Growth | 3.46% |
| 10 | Industrial Sector Growth | 5.02% |
| 11 | Services Sector Growth | 5.98% |
| 12 | GDP Growth Rate at Constant Basic Prices (Real) | 5.28% |
| 13 | GNI Growth Rate at Constant Prices | 5.44% |
| 14 | Per Capita Income | \$ 1629 |
| 15 | Large Scale Manufacturing Sector (LSMI) Growth | 5.60% |
| 16 | Quantum Index Number (LSMI with Base 2005-2006) | 139.29 |
| 17 | Imports Duty | Rs.454814.09 million |
| 18 | Exports Duty | Rs.639.20 million |
| 19 | Foreign Exchange Reserves | \$ 17550 million |
| 20 * | Overall Balance of Payment Surplus/Deficit | \$ -12439 million |

SOCIAL INDICATORS

| | | |
|-------|----------------------------------|--------------------|
| 1 ** | Population (2016) | 207.774520 million |
| | Male | 106.49 million |
| | Female | 101.31 million |
| 2 | Natural Growth Rate (PDS- 2007) | 1.88% |
| 3 ** | Population Growth Rate (2016) | 1.89% |
| 4 | Dependency Ratio (PDS-2007) | 81.5 |
| 5 *** | Mean Size of Household (2012-13) | 6.3 |

* BOP as per BPM6 in million USD.

** Economic Survey

*** PSLM Survey

IV

MONTHLY ECONOMIC INDICATORS

July, 2017

| | | |
|---|------------------|------------------------|
| 1 | Value of Exports | \$ 1626.761 million |
| 2 | Value of Imports | \$ 4808.500 million |
| 3 | Balance of Trade | (-)\$ 3181.739 million |

August, 2017

| | | |
|----|---|---------------------|
| 1 | Growth in Quantum Index Manufacturing (LSMI) | 11.30% |
| 2 | Quantum Index of Manufacturing (LSMI with Base 2005-2006) | 137.81 |
| 3 | Consumer Price Index (CPI with Base 2007-08) | 216.61 |
| 4 | Wholesale Price Index (WPI with Base 2007-08) | 217.96 |
| 5 | Sensitive Price Indicator (SPI with Base 2007-08) | 209.88 |
| 6 | Growth Rate | |
| | A. CPI | 0.19% |
| | B. WPI | 0.33% |
| | C. SPI | 0.54% |
| 7 | Exports Duty | Rs.141.98 million |
| 8 | Imports Duty | Rs.40711.62 million |
| 9 | Reserve Money | Rs.4798064 million |
| 10 | Currency in Circulation | Rs.3789321 million |
| 11 | Exchange Rate of Pak Rupees in terms of one unit US Dollar | 1 \$ =Rs.105.3079 |
| 12 | Total Workers Remittances (including Hajj & War Compensation) | \$1954.46 million |

Source: i) Pakistan Bureau of Statistics.
ii) State Bank of Pakistan.
iii) Economic Survey of Pakistan.

1. BALANCE OF PAYMENT

1.1 Country Wise Workers Remittances (Including Hajj and War Compensation)

(Provisional)
(Million US Dollars)

| Item | Aug, 2016 | Sep, 2016 | Oct, 2016 | Nov, 2016 |
|---|----------------|----------------|----------------|----------------|
| I. Cash | 1760.84 | 1609.29 | 1559.75 | 1616.43 |
| 1 USA | 223.70 | 210.82 | 183.19 | 193.98 |
| 2 UK | 192.64 | 210.18 | 173.38 | 192.80 |
| 3 Saudi Arabia | 507.26 | 437.87 | 470.17 | 465.19 |
| 4 UAE | 401.18 | 361.89 | 358.38 | 362.71 |
| Dubai | 244.52 | 220.79 | 218.85 | 224.95 |
| Abu Dhabi | 151.34 | 137.20 | 134.95 | 132.78 |
| Sharjah | 4.84 | 3.52 | 3.98 | 4.34 |
| Other | 0.48 | 0.38 | 0.60 | 0.64 |
| 5 Other GCC Countries | 222.57 | 182.16 | 183.13 | 193.12 |
| Bahrain | 36.16 | 30.74 | 30.76 | 35.35 |
| Kawait | 75.30 | 62.19 | 62.68 | 64.06 |
| Qatar | 38.75 | 24.58 | 29.38 | 29.98 |
| Oman | 72.36 | 64.65 | 60.31 | 63.73 |
| 6 EU Countries | 43.50 | 43.60 | 35.35 | 37.03 |
| Germany | 8.66 | 8.36 | 6.85 | 7.16 |
| France | 4.32 | 4.48 | 3.82 | 3.92 |
| Netherland | 0.42 | 0.50 | 0.40 | 0.48 |
| Spain | 3.95 | 3.97 | 3.29 | 2.79 |
| Italy | 5.85 | 5.36 | 4.39 | 4.32 |
| Greece | 1.88 | 2.15 | 1.86 | 1.71 |
| Sweden | 1.64 | 1.68 | 1.21 | 1.40 |
| Denmark | 1.12 | 1.28 | 0.83 | 0.79 |
| Ireland | 14.94 | 15.01 | 11.99 | 13.73 |
| Belgium | 0.72 | 0.81 | 0.71 | 0.73 |
| 7 Norway | 3.82 | 3.87 | 3.41 | 3.60 |
| 8 Switzerland | 2.20 | 2.40 | 1.69 | 2.18 |
| 9 Australia | 18.82 | 17.88 | 14.66 | 16.71 |
| 10 Canada | 16.72 | 15.88 | 11.97 | 15.19 |
| 11 Japan | 1.64 | 1.13 | 1.22 | 1.33 |
| 12 Other Countries | 126.79 | 121.61 | 123.20 | 132.59 |
| II. Encashment and Profit in Pak. Rs. Of Foreign Exchange Bearer Certificates(FEBCs) and Foreign Currency Bearer Certificate(FCBCs) | 0.00 | 0.00 | 0.00 | 0.00 |
| TOTAL (I + II) | 1760.84 | 1609.29 | 1559.75 | 1616.43 |

Contd.

1.1 Country Wise Workers Remittances (Including Hajj and War Compensation)

(Provisional)
(Million US Dollars)

| Item | Dec, 2016 | Jan, 2017 | Feb, 2017 | Mar, 2017 |
|--|----------------|----------------|----------------|----------------|
| I. Cash | 1584.17 | 1487.72 | 1416.92 | 1694.37 |
| 1 USA | 182.17 | 175.01 | 177.76 | 213.29 |
| 2 UK | 181.85 | 180.91 | 170.55 | 209.14 |
| 3 Saudi Arabia | 475.75 | 434.15 | 404.39 | 504.60 |
| 4 UAE | 339.93 | 323.11 | 320.24 | 363.24 |
| Dubai | 216.65 | 209.12 | 202.96 | 250.52 |
| Abu Dhabi | 119.36 | 110.43 | 113.36 | 108.92 |
| Sharjah | 3.48 | 3.11 | 3.48 | 3.59 |
| Other | 0.44 | 0.45 | 0.44 | 0.21 |
| 5 Other GCC Countries | 203.63 | 186.41 | 168.20 | 197.21 |
| Bahrain | 37.03 | 31.49 | 28.63 | 32.34 |
| Kawait | 63.41 | 61.73 | 55.12 | 64.58 |
| Qatar | 35.66 | 30.71 | 27.24 | 32.21 |
| Oman | 67.53 | 62.48 | 57.21 | 68.08 |
| 6 EU Countries | 35.08 | 31.69 | 31.70 | 38.85 |
| Germany | 6.89 | 6.14 | 6.31 | 7.74 |
| France | 3.92 | 3.56 | 2.99 | 3.29 |
| Netherland | 0.40 | 0.50 | 0.43 | 0.51 |
| Spain | 2.76 | 2.41 | 2.35 | 2.83 |
| Italy | 4.11 | 3.97 | 3.65 | 4.49 |
| Greece | 1.74 | 1.49 | 1.44 | 1.95 |
| Sweden | 1.31 | 1.36 | 1.35 | 2.83 |
| Denmark | 0.90 | 1.04 | 1.24 | 1.04 |
| Ireland | 12.31 | 10.53 | 11.39 | 13.46 |
| Belgium | 0.74 | 0.69 | 0.55 | 0.71 |
| 7 Norway | 3.06 | 3.03 | 3.10 | 3.34 |
| 8 Switzerland | 2.09 | 1.79 | 1.84 | 2.65 |
| 9 Australia | 15.41 | 17.19 | 18.00 | 18.12 |
| 10 Canada | 14.96 | 14.22 | 14.05 | 15.83 |
| 11 Japan | 0.92 | 0.91 | 1.07 | 1.15 |
| 12 Other Countries | 129.32 | 119.30 | 106.02 | 126.95 |
| II. Encashment and Profit in Pak. Rs. Of Foreign Exchange Bearer Certificates(FEBCs) and Foreign Currency Bearer Certificate(FCBCs) | 0.00 | 0.00 | 0.00 | 0.00 |
| TOTAL (I + II) | 1584.17 | 1487.72 | 1416.92 | 1694.37 |

Contd.

1.1 Country Wise Workers Remittances (Including Hajj and War Compensation)

(Provisional)
(Million US Dollars)

| Item | Apr, 2017 | May,2017 | Jun, 2017 | Jul, 2017 | Aug, 2017 |
|---|----------------|----------------|----------------|----------------|----------------|
| I. Cash | 1538.61 | 1867.34 | 1839.96 | 1541.67 | 1954.46 |
| 1 USA | 199.69 | 248.88 | 265.37 | 193.70 | 260.34 |
| 2 UK | 191.62 | 239.20 | 252.46 | 199.18 | 249.14 |
| 3 Saudi Arabia | 439.13 | 514.50 | 438.07 | 408.84 | 511.28 |
| 4 UAE | 344.01 | 427.25 | 414.22 | 334.63 | 440.38 |
| Dubai | 252.52 | 306.53 | 301.15 | 240.65 | 337.64 |
| Abu Dhabi | 86.18 | 114.11 | 106.78 | 88.66 | 96.43 |
| Sharjah | 5.03 | 6.37 | 5.89 | 5.11 | 5.87 |
| Other | 0.28 | 0.24 | 0.40 | 0.21 | 0.44 |
| 5 Other GCC Countries | 175.18 | 209.95 | 232.89 | 192.02 | 230.22 |
| Bahrain | 29.41 | 36.74 | 39.77 | 30.86 | 41.51 |
| Kawait | 58.59 | 70.71 | 66.41 | 61.90 | 82.50 |
| Qatar | 29.90 | 37.07 | 62.56 | 45.86 | 32.77 |
| Oman | 57.28 | 65.43 | 64.15 | 53.40 | 73.44 |
| 6 EU Countries | 41.89 | 51.19 | 56.97 | 52.08 | 62.75 |
| Germany | 8.00 | 10.13 | 10.62 | 10.06 | 12.62 |
| France | 3.74 | 4.50 | 4.88 | 3.89 | 5.20 |
| Netherland | 0.51 | 0.46 | 0.52 | 0.48 | 0.52 |
| Spain | 7.04 | 9.82 | 10.59 | 10.04 | 11.51 |
| Italy | 4.99 | 6.61 | 7.88 | 8.04 | 10.54 |
| Greece | 2.24 | 2.35 | 2.60 | 2.27 | 2.82 |
| Sweden | 1.23 | 1.86 | 1.73 | 1.47 | 2.17 |
| Denmark | 0.92 | 1.39 | 1.20 | 1.36 | 1.14 |
| Ireland | 12.47 | 13.22 | 15.91 | 13.61 | 15.04 |
| Belgium | 0.75 | 0.85 | 1.04 | 0.86 | 1.19 |
| 7 Norway | 2.58 | 3.88 | 4.42 | 4.01 | 5.00 |
| 8 Switzerland | 2.68 | 2.63 | 2.64 | 2.75 | 2.92 |
| 9 Australia | 14.90 | 18.28 | 20.72 | 19.67 | 23.64 |
| 10 Canada | 15.01 | 18.63 | 21.67 | 16.21 | 20.32 |
| 11 Japan | 1.14 | 1.29 | 1.49 | 1.30 | 1.66 |
| 12 Other Countries | 110.81 | 131.66 | 129.04 | 117.28 | 146.81 |
| II. Encashment and Profit in Pak. Rs. of Foreign Exchange Bearer Certificates(FEBCs) and Foreign Currency Bearer Certificate(FCBCs) | 0.00 | 0.00 | 0.00 | 0.00 | 0.00 |
| TOTAL (I + II) | 1538.61 | 1867.34 | 1839.96 | 1541.67 | 1954.46 |

Note: Item has been revised / extended by the State Bank of Pakistan.

Source: State Bank of Pakistan.

1.2 Month Wise Workers Remittances

(Million US \$)

| Monthly Cash Inflow (Including Foreign Exchange Bearer Certificates & Foreign Currency Bearer Certificates) | 2016-17 | 2015-2016 | YOY growth (percent) | |
|---|-----------|-----------|----------------------|---------|
| | | | 2016-17 | 2015-16 |
| Jul. | 1328.18 | 1663.61 | -20.16 | -0.73 |
| Aug. | 1760.84 | 1527.19 | 15.30 | 13.05 |
| Sep. | 1609.29 | 1775.15 | -9.34 | 1.52 |
| Oct. | 1,559.75 | 1,541.21 | 1.20 | 9.37 |
| Nov. | 1,616.43 | 1,565.19 | 3.27 | 16.48 |
| Dec. | 1,584.17 | 1,616.13 | -1.98 | -1.10 |
| Jan. | 1,487.72 | 1,466.38 | 1.46 | 4.46 |
| Feb. | 1,416.92 | 1,521.92 | -6.90 | 7.14 |
| Mar. | 1,694.37 | 1,711.15 | -0.98 | 6.38 |
| Apr. | 1,538.61 | 1,656.46 | -7.11 | 1.00 |
| May. | 1,867.34 | 1,799.43 | 3.77 | 8.18 |
| Jun. | 1,839.96 | 2,073.08 | -11.25 | 13.80 |
| Jul.- Jun. | 19,303.58 | 19,916.90 | -3.08 | 6.39 |
| Monthly average for period Jul.-jun. | 1,608.63 | 1,659.39 | -3.06 | 6.37 |
| Monthly Cash Inflow (Including Foreign Exchange Bearer Certificates & Foreign Currency Bearer Certificates) | 2017-18 | 2016-2017 | YOY growth (percent) | |
| | | | 2017-18 | 2016-17 |
| July. | 1541.67 | 1328.18 | 16.07 | -20.16 |
| Aug. | 1,954.46 | 1760.84 | 11.00 | 15.30 |
| Jul.- Aug. | 3,496.13 | 3,089.02 | 13.18 | -3.19 |
| Monthly average for period Jul.- Aug. | 1,748.07 | 1,544.51 | 16.07 | -3.19 |

Source: State Bank of Pakistan.

1.3 Exchange Rates Pak. Rupees in Terms of One Unit of Foreign Currency

| S. No. | Country/ Organization | Currency | Aug., 2016 | Sep, 2016 | Oct., 2016 | Nov., 2016 | Dec., 2016 | Jan., 2017 | Feb., 2017 |
|--------|--------------------------|---------------------|---------------|--------------|---------------|---------------|---------------|---------------|---------------|
| 1 | Australia | Dollar | 79.7805 | 79.5078 | 79.7425 | 78.9017 | 76.8798 | 78.1217 | 80.2482 |
| 2 | Bahrain | Dinar | 276.6123 | 276.4616 | 276.5944 | 276.8458 | 276.9316 | 276.9875 | 276.9211 |
| 3 | Canada | Dollar | 80.5021 | 79.9258 | 79.0004 | 77.8456 | 78.3961 | 79.3028 | 79.9559 |
| 4 | China | Yuan | 15.7478 | 15.6826 | 15.5626 | 15.3249 | 15.1495 | 15.2376 | 15.2873 |
| 5 | Denmark | Krone | 15.7718 | 15.7541 | 15.5162 | 15.2315 | 14.8663 | 14.9905 | 15.0167 |
| 6 | E.M.U. | Euro | 117.1628 | 117.0793 | 115.2397 | 113.1116 | 110.3385 | 111.2553 | 111.4325 |
| 7 | Hong Kong | Dollar | 13.5042 | 13.4948 | 13.5019 | 13.5148 | 13.5138 | 13.5206 | 13.5125 |
| 8 | I.M.F. | SDR | 146.5556 | 146.3971 | 144.6019 | 143.3042 | 141.225 | 141.7133 | 142.0826 |
| 9 | India | Rupee | 1.5648 | 1.5678 | 1.5685 | 1.5525 | 1.5443 | 1.5404 | 1.5630 |
| 10 | Japan | Yen | 1.0326 | 1.0259 | 1.0081 | 0.9699 | 0.9029 | 0.9116 | 0.9261 |
| 11 | Kuwait | Dinar | 347.2254 | 347.0303 | 346.1479 | 344.9733 | 343.0494 | 343.2073 | 343.4367 |
| 12 | Malaysia | Ringgit | 25.9973 | 25.4624 | 25.0708 | 24.1891 | 23.4912 | 23.5153 | 23.5817 |
| 13 | Newzeland | Dollar | 75.6417 | 76.4786 | 74.9841 | 74.8740 | 73.6750 | 74.6299 | 75.6805 |
| 14 | Norway | Krone | 12.6107 | 12.7596 | 12.8408 | 12.4766 | 12.2478 | 12.3873 | 12.6032 |
| 15 | Oman | Riyal | 271.9319 | 271.7148 | 271.8857 | 272.1148 | 272.1712 | 272.2436 | 272.1749 |
| 16 | Qatar | Riyal | 28.7645 | 28.7395 | 28.7573 | 28.7831 | 28.7865 | 28.7941 | 28.7852 |
| 17 | Singapore | Dollar | 77.6355 | 76.9350 | 75.5808 | 74.248 | 72.9163 | 73.3116 | 74.0025 |
| 18 | Sweden | Krona | 12.3616 | 12.2583 | 11.9002 | 11.4982 | 11.3762 | 11.716 | 11.7869 |
| 19 | Switzerland | Franc | 107.7394 | 107.7394 | 105.9968 | 105.2422 | 102.6806 | 103.8624 | 104.5855 |
| 20 | Saudi Arabia | Riyal | 27.9069 | 27.8806 | 27.8992 | 27.9250 | 27.9305 | 27.9353 | 27.9338 |
| 21 | Thailand | Bhath | -- | -- | -- | -- | -- | -- | -- |
| 22 | Turkey | Lira | -- | -- | -- | -- | -- | -- | -- |
| 23 | U.A.E. | Dirham | 28.4942 | 28.4735 | 28.4906 | 28.5165 | 28.5255 | 28.5278 | 28.5252 |
| 24 | U.K. | Sterling (Pound) | 137.0524 | 137.3004 | 129.1794 | 130.0219 | 130.582 | 129.0902 | 130.7509 |
| 25 | U.S.A. | Dollar | 104.6221 | 104.5396 | 104.5984 | 104.6935 | 104.7248 | 104.7301 | 104.7204 |

Contd.

1.3 Exchange Rates Pak. Rupees in Terms of One Unit of Foreign Currency

| S. No. | Country/ Organization | Currency | Mar., 2017 | Apr., 2017 | May., 2017 | Jun., 2017 | Jul., 2017 | Aug., 2017 |
|--------|-----------------------|------------------|------------|------------|------------|------------|------------|------------|
| 1 | Australia | Dollar | 79.7915 | 78.9222 | 77.7707 | 79.0266 | 82.1909 | 83.3388 |
| 2 | Bahrain | Dinar | 277.0067 | 277.0027 | 276.9600 | 276.9160 | 278.5775 | 278.3514 |
| 3 | Canada | Dollar | 78.2677 | 78.0738 | 76.9465 | 78.6222 | 82.9535 | 83.5226 |
| 4 | China | Yuan | 15.2347 | 15.2586 | 15.2464 | 15.4413 | 15.6192 | 15.8332 |
| 5 | Denmark | Krone | 15.0629 | 15.1012 | 15.5630 | 15.8345 | 16.3500 | 16.744 |
| 6 | E.M.U. | Euro | 111.7888 | 112.1214 | 115.5902 | 117.5776 | 121.3640 | 124.3211 |
| 7 | Hong Kong | Dollar | 13.5042 | 13.4990 | 13.4727 | 13.4585 | 13.5279 | 13.4872 |
| 8 | I.M.F. | SDR | 142.0691 | 142.7229 | 144.2082 | 145.0127 | 147.2954 | 148.7228 |
| 9 | India | Rupee | 1.5916 | 1.6244 | 1.6274 | 1.6270 | 1.6385 | N.A. |
| 10 | Japan | Yen | 0.9263 | 0.9517 | 0.9327 | 0.946 | 0.9376 | 0.9583 |
| 11 | Kuwait | Dinar | 343.4939 | 344.0251 | 344.8168 | 345.7245 | 348.7013 | 349.2093 |
| 12 | Malaysia | Ringgit | 23.6159 | 23.7912 | 24.2836 | 24.5330 | 24.6083 | 24.6052 |
| 13 | Newzeland | Dollar | 73.3930 | 73.1208 | 72.6591 | 75.5587 | 77.5620 | 76.9634 |
| 14 | Norway | Krone | 12.3396 | 12.2195 | 12.3180 | 12.3987 | 12.9433 | 13.3582 |
| 15 | Oman | Riyal | 272.2607 | 272.2405 | 272.2231 | 272.2858 | 274.0682 | 273.612 |
| 16 | Qatar | Riyal | 28.7929 | 28.7934 | 28.7907 | 28.606 | 28.8176 | 28.8447 |
| 17 | Singapore | Dollar | 74.4985 | 74.9230 | 75.0362 | 75.7292 | 76.8791 | 77.3793 |
| 18 | Sweden | Krona | 11.7498 | 11.7064 | 11.9308 | 12.0796 | 12.6874 | 13.0477 |
| 19 | Switzerland | Franc | 104.4191 | 104.6164 | 105.9773 | 108.1856 | 109.7805 | 109.0549 |
| 20 | Saudi Arabia | Riyal | 27.9389 | 27.9398 | 27.9372 | 27.9455 | 28.1197 | 28.0850 |
| 21 | Thailand | Bhath | -- | -- | -- | -- | -- | -- |
| 22 | Turkey | Lira | -- | -- | -- | -- | -- | -- |
| 23 | U.A.E. | Dirham | 28.5297 | 28.5296 | 28.5272 | 28.535 | 28.7121 | 28.6767 |
| 24 | U.K. | Sterling (Pound) | 129.0549 | 132.1295 | 135.2891 | 134.0711 | 136.8893 | 136.4857 |
| 25 | U.S.A. | Dollar | 104.7416 | 104.7474 | 104.7381 | 104.7702 | 105.425 | 105.3079 |

Note: Euro, a common currency of the 11 member countries of European Economic and Monetary Union (EMU) was introduced with effect from 1st January, 1999.

Source: State Bank of Pakistan.

2. CLIMATE

2.1 Temperature at Selected Stations

(In centigrade)

| Stations | Murree | | Rawalpindi/Islamabad | | Jhelum | | Lahore | | Sargodha | |
|----------------------------------|--------|------|----------------------|------|--------|------|--------|------|----------|------|
| Height in meters above sea level | 2167 | | 507 | | 232 | | 213 | | 187 | |
| | Max. | Min. | Max. | Min. | Max. | Min. | Max. | Min. | Max. | Min. |

Month:

| | | | | | | | | | | |
|-----------|------|------|------|------|------|------|------|------|------|------|
| Mar. 2016 | 14.5 | 6.1 | 24.1 | 11.4 | 26.9 | 14.3 | 28.0 | 15.9 | 26.8 | 15.2 |
| Apr. 2016 | 19.2 | 9.7 | 30.2 | 14.8 | 34.3 | 17.8 | 35.6 | 21.2 | 34.4 | 20.6 |
| May. 2016 | 25.1 | 14.8 | 37.2 | 20.0 | 40.3 | 23.3 | 40.2 | 25.7 | 40.5 | 26.2 |
| Jun. 2016 | 26.1 | 16.6 | 38.7 | 24.1 | N.R | N.R | 39.6 | 27.6 | 40.0 | 28.1 |
| Jul. 2016 | 23.6 | 15.9 | 35.3 | 24.2 | 35.9 | 25.1 | 35.8 | 25.9 | 36.1 | 26.7 |
| Aug. 2016 | 22.9 | 15.1 | 34.1 | 23.1 | 35.5 | 25.6 | 35.1 | 25.6 | 35.2 | 26.0 |
| Mar. 2017 | 14.1 | 4.6 | 25.0 | 9.5 | 28.5 | 12.4 | 28.4 | 15.7 | 27.6 | 13.5 |
| Apr. 2017 | 20.5 | 10.5 | 31.5 | 14.8 | 35.4 | 18.6 | 36.4 | 22.4 | 35.4 | 20.2 |
| May. 2017 | 23.8 | 13.8 | 36.0 | 20.2 | 39.2 | 23.9 | 38.9 | 25.9 | 38.9 | 24.9 |
| Jun. 2017 | 24.3 | 15.1 | 36.0 | 22.8 | 38.2 | 24.9 | 36.9 | 26.2 | 38.3 | 26.3 |
| Jul. 2017 | 22.9 | 15.8 | 34.3 | 24.4 | 36.0 | 26.3 | 35.6 | 27.0 | 36.5 | 27.6 |
| Aug. 2017 | 23.2 | 15.4 | 33.6 | 23.4 | 35.3 | 25.9 | 35.4 | 26.8 | 36.9 | 27.7 |

| Stations | Faisalabad | | Multan | | Bahawalpur | | Hyderabad | | Nawabshah | |
|----------------------------------|------------|------|--------|------|------------|------|-----------|------|-----------|------|
| Height in meters above sea level | 183 | | 122 | | 116 | | 40 | | 37 | |
| | Max. | Min. | Max. | Min. | Max. | Min. | Max. | Min. | Max. | Min. |

Month:

| | | | | | | | | | | |
|-----------|------|------|------|------|------|------|------|------|------|------|
| Mar. 2016 | 27.0 | 15.4 | 28.0 | 16.5 | 31.5 | 29.3 | 34.1 | 19.5 | 35.1 | 17.1 |
| Apr. 2016 | 34.4 | 20.5 | 35.1 | 21.1 | 37.0 | 20.9 | 38.0 | 22.1 | 40.7 | 21.2 |
| May. 2016 | 40.6 | 26.0 | 41.9 | 28.3 | 42.1 | 26.9 | 40.2 | 25.4 | 45.5 | 25.8 |
| Jun. 2016 | N.R | N.R | 42.1 | 30.8 | 41.8 | 29.0 | 40.3 | 27.0 | 44.9 | 27.9 |
| Jul. 2016 | N.R | N.R | 39.2 | 29.8 | 39.7 | 29.2 | 36.0 | 27.0 | 41.1 | 27.7 |
| Aug. 2016 | N.R | N.R | 37.2 | 28.2 | 37.8 | 27.8 | 35.7 | 25.5 | 39.1 | 26.1 |
| Mar. 2017 | 28.0 | 14.3 | 29.3 | 16.3 | 30.7 | 14.8 | 34.5 | 18.1 | 35.8 | 15.9 |
| Apr. 2017 | 37.0 | 21.0 | 38.1 | 22.6 | 39.5 | 22.2 | 40.3 | 22.9 | 43.0 | 22.2 |
| May. 2017 | 39.8 | 26.1 | 41.4 | 28.4 | 41.9 | 26.4 | 42.0 | 26.1 | 44.6 | 26.0 |
| Jun. 2017 | 38.4 | 26.8 | 38.9 | 28.1 | 39.2 | 27.6 | 39.2 | 27.7 | 43.6 | 27.9 |
| Jul. 2017 | 37.1 | 28.0 | 38.5 | 29.6 | 39.3 | 28.7 | 36.6 | 26.9 | 40.6 | 27.4 |
| Aug. 2017 | 37.2 | 27.6 | 37.5 | 28.7 | 38.1 | 27.9 | 36.4 | 26.1 | 40.4 | 26.9 |

Contd.

2.1 Temperature at Selected Stations

(In centigrade)

| Stations | Jacobabad | | Karachi A.P. | | Peshawar | | D.I.Khan | | Saidu Sharif | | Gilgit | |
|----------------------------------|-----------|------|--------------|------|----------|------|----------|------|--------------|------|--------|------|
| Height in meters above sea level | 55 | | 21 | | 359 | | 173 | | 961 | | 1459 | |
| | Max. | Min. | Max. | Min. | Max. | Min. | Max. | Min. | Max. | Min. | Max. | Min. |

Month:

| | | | | | | | | | | | | |
|-----------|------|------|------|------|------|------|------|------|------|------|------|------|
| Mar. 2016 | 30.8 | 16.6 | 33.3 | 21.7 | N.R | N.R | N.R | N.R | N.R | N.R | N.R | N.R |
| Apr. 2016 | 39.0 | 22.9 | 34.7 | 24.6 | N.R | N.R | N.R | N.R | N.R | N.R | 22.2 | 8.8 |
| May. 2016 | 49.6 | 29.0 | 35.7 | 27.9 | 38.1 | 24.0 | 41.0 | 24.5 | Nil | Nil | N.R | N.R |
| Jun. 2016 | 44.9 | 30.9 | 36.1 | 28.0 | 39.4 | 26.9 | N.R | N.R | N.R | N.R | 34.3 | 18.8 |
| Jul. 2016 | 40.7 | 29.6 | 33.6 | 28.1 | 37.1 | 27.2 | N.R | N.R | N.R | N.R | 35.1 | 18.9 |
| Aug. 2016 | 38.4 | 29.1 | 33.0 | 27.1 | 36.6 | 25.5 | N.R | N.R | N.R | N.R | N.R | N.R |
| Mar. 2017 | 31.9 | 17.5 | 32.9 | 20.3 | 25.2 | 12.5 | 29.2 | 13.9 | 21.3 | 8.9 | 18.2 | 5.5 |
| Apr. 2017 | 41.6 | 23.5 | 35.7 | 24.5 | 33.0 | 18.4 | 38.0 | 20.3 | 28.4 | 13.3 | 23.1 | 8.4 |
| May. 2017 | 45.0 | 28.3 | 36.1 | 27.8 | 37.8 | 24.4 | 41.4 | 24.7 | 34.0 | 17.8 | 31.2 | 13.8 |
| Jun. 2017 | 43.2 | 29.7 | 36.2 | 29.3 | 38.1 | 25.9 | 40.5 | 25.7 | 35.9 | 21.2 | 33.9 | 16.2 |
| Jul. 2017 | 40.0 | 29.8 | 33.1 | 27.7 | 36.4 | 26.8 | 39.1 | 26.5 | 34.2 | 22.3 | 34.3 | 19.2 |
| Aug. 2017 | 38.5 | 28.8 | 33.7 | 27.1 | 35.5 | 25.7 | 39.3 | 27.1 | 34.1 | 20.6 | N.R | N.R |

| Stations | Quetta (Samungli) | | Zhob (Fortsandeman) | | Khuzdar | | Punjur | | Dalbadin | |
|----------------------------------|-------------------|------|---------------------|------|---------|------|--------|------|----------|------|
| Height in meters above sea level | 1600 | | 1405 | | 1231 | | 980 | | 848 | |
| | Max. | Min. | Max. | Min. | Max. | Min. | Max. | Min. | Max. | Min. |

Month:

| | | | | | | | | | | | |
|-----------|--|------|------|------|------|------|------|------|------|------|------|
| Mar. 2016 | | 20.0 | 7.5 | 20.0 | 8.0 | N.R | N.R | 27.1 | 11.3 | 29.0 | 8.6 |
| Apr. 2016 | | 26.5 | 10.0 | 27.0 | 15.0 | 30.7 | 20.0 | 35.2 | 18.4 | 34.5 | 13.7 |
| May. 2016 | | 33.2 | 15.6 | 34.3 | 19.5 | 37.6 | 25.6 | 39.8 | 23.3 | 41.5 | 22.5 |
| Jun. 2016 | | 34.6 | 19.9 | 33.1 | 22.6 | 38.4 | 20.2 | 39.3 | 23.0 | 43.0 | 22.5 |
| Jul. 2016 | | 37.6 | 22.8 | 37.2 | 22.0 | 37.5 | 25.5 | N.R | N.R | 45.0 | 21.0 |
| Aug. 2016 | | 34.7 | 19.4 | 34.9 | 20.8 | 34.6 | 23.9 | 37.3 | 22.2 | 41.1 | 22.8 |
| Mar. 2017 | | 19.5 | 5.7 | 22.1 | 7.6 | 26.6 | 11.5 | 28.5 | 12.5 | 28.7 | 10.3 |
| Apr. 2017 | | 27.5 | 8.9 | 30.6 | 16.8 | 35.5 | 18.9 | 35.6 | 18.4 | 37.0 | 13.5 |
| May. 2017 | | 32.9 | 13.8 | 35.0 | 20.7 | 37.9 | 20.1 | 40.2 | 24.0 | 41.5 | 18.4 |
| Jun. 2017 | | 36.8 | 18.4 | 37.1 | 21.3 | 40.4 | 23.9 | 42.0 | 26.4 | 44.8 | 19.8 |
| Jul. 2017 | | 37.4 | 19.7 | 37.1 | 21.4 | 36.9 | 24.8 | 39.7 | 25.4 | 44.3 | 21.4 |
| Aug. 2017 | | 35.5 | 16.0 | 36.9 | 22.1 | 36.7 | 24.6 | 38.0 | 22.2 | 41.9 | 21.5 |

Source: Pakistan Meteorological Department, Karachi.

2.2 Rainfall at Selected Stations

(In millimeters)

| Stations | Murree | Rawalpindi/ Islamabad | Jhelum | Lahore | Sargodha | Faisal- abad | Multan | Bahawal- pur | Hyder- abad | Nawab- shah | Jaco- abad |
|-------------------------------------|--------|--------------------------|--------|--------|----------|-----------------|--------|-----------------|----------------|----------------|---------------|
| Height in meters above sea level | 2167 | 507 | 232 | 213 | 187 | 183 | 122 | 116 | 40 | 37 | 55 |

Year/month

| | | | | | | | | | | | |
|-----------|--------|--------|-------|--------|-------|-------|-------|-------|-------|-------|-------|
| 2012 | 1515.0 | 1076.0 | 717.0 | 527.0 | 368.0 | 366.0 | 239.0 | 183.0 | 121.0 | 182.0 | 486.0 |
| 2013 | 1451.5 | 1732.0 | 924.0 | 1109.0 | 362.0 | 378.0 | 157.0 | 148.0 | 74.0 | 86.0 | 345.0 |
| 2014 | 1228.6 | 1139.0 | 939.3 | 800.6 | 401.3 | 401.8 | 247.3 | 67.9 | 25.4 | 67.0 | 21.3 |
| 2015 | 2416.8 | 1477.0 | 848.0 | 856.0 | 588.0 | 512.0 | 395.0 | 498.0 | 114.0 | 120.0 | 148.0 |
| 2016 | 1313.8 | 1044.0 | 890.0 | 801.0 | 744.0 | 427.0 | 196.0 | 112.0 | 166.0 | 143.0 | 46.0 |
| Mar. 2016 | 235.3 | 286.1 | N.R | 141.8 | 145.9 | 67.8 | 67.0 | 46.9 | TR | 2.0 | 46.0 |
| Apr. 2016 | 279.4 | 196.4 | 134.4 | 5.2 | 67.7 | 43.6 | 10.2 | 28.8 | 0.0 | 3.0 | 35.0 |
| May. 2016 | 128.1 | 27.2 | 25.5 | 31.2 | 25.5 | 32.4 | 3.6 | 2.0 | 0.0 | 17.0 | 3.0 |
| Jun. 2016 | 119.1 | 47.0 | 143.9 | 118.2 | 99.0 | 63.1 | 0.4 | 33.0 | 34.0 | 58.0 | 0.0 |
| Jul. 2016 | 301.3 | 344.8 | 280.1 | 151.7 | 312.8 | N.R | 52.4 | 34.0 | 0.0 | 4.0 | 7.0 |
| Aug. 2016 | 195.7 | 265.0 | 197.0 | 315.1 | 87.0 | 94.3 | 69.0 | 3.7 | 131.8 | 63.0 | 3.4 |
| Mar. 2017 | 49.3 | 16.5 | 14.1 | 27.9 | 24.6 | 15.5 | 9.9 | 0.0 | 0.0 | 0.0 | 0.0 |
| Apr. 2017 | 145.0 | 104.6 | 83.6 | 19.7 | 67.2 | 18.2 | 10.4 | 0.8 | 0.0 | 0.0 | 0.0 |
| May. 2017 | 29.0 | 21.0 | 31.7 | 9.9 | 46.0 | 2.0 | 0.0 | 17.0 | 0.0 | 0.0 | 11.0 |
| Jun. 2017 | 212.8 | 145.9 | 87.2 | 201.2 | 52.0 | 77.2 | 81.7 | 66.1 | 14.0 | 24.0 | 9.2 |
| Jul. 2017 | 209.6 | 284.6 | 269.3 | 149.1 | 89.3 | 92.0 | 29.8 | 25.6 | 27.0 | 26.1 | 15.0 |
| Aug. 2017 | 262.8 | 160.8 | 311.9 | 70.3 | 116.6 | 37.6 | 56.2 | 0.0 | 70.0 | 43.0 | 0.0 |

Contd.

2.2 Rainfall at Selected Stations

(In millimeters)

| Stations | Karachi Airport | Peshawar | D.I. Khan | Saidu Sharif | Gilgit | Quetta (Samungli) | Zhob (Fort sandeman) | Khuzdar | Punjgoor | Dalbadin |
|-------------------------------------|--------------------|----------|--------------|-----------------|--------|----------------------|-------------------------|---------|----------|----------|
| Height in meters above sea level | 21 | 359 | 173 | 961 | 1459 | 1600 | 1405 | 1231 | 980 | 848 |

Year/month

| | | | | | | | | | | |
|-----------|-------|--------|-------|--------|-------|-------|-------|-------|-------|------|
| 2012 | 152.0 | 480.0 | 450.0 | 803.0 | 110.5 | 410.0 | 47.0 | 167.0 | 33.0 | 16.0 |
| 2013 | 169.0 | 551.0 | 327.0 | 954.3 | 153.5 | 53.0 | 66.0 | 479.0 | 101.0 | 23.0 |
| 2014 | 30.7 | 326.3 | 249.7 | 660.0 | 107.0 | 97.0 | 173.7 | 201.9 | 61.8 | 17.3 |
| 2015 | 53.0 | 1387.0 | 477.0 | 1062.2 | 144.0 | 153.0 | 364.0 | 147.0 | 61.0 | 47.0 |
| 2016 | 168.0 | 355.0 | 271.0 | 221.3 | 142.2 | 89.0 | 167.0 | 41.0 | 45.0 | 41.0 |
| Mar. 2016 | Tr. | 120.0 | N.R | N.R | N.R | 80.0 | 71.0 | 0.0 | 31.0 | 40.5 |
| Apr. 2016 | 0.0 | 60.0 | N.R | N.R | 59.6 | 0.0 | 46.0 | 1.0 | 6.0 | 4.0 |
| May. 2016 | 0.0 | 8.0 | 1.0 | Nil | N.R | 2.0 | 19.0 | 2.1 | 1.0 | T.R |
| Jun. 2016 | 65.8 | 55.0 | N.R | N.R | 16.3 | 51.0 | 9.0 | 21.1 | 7.0 | 0.0 |
| Jul. 2016 | 1.9 | 32.1 | N.R | N.R | 24.8 | 3.0 | 15.0 | 37.5 | N.R | T.R |
| Aug. 2016 | 96.9 | 45.0 | N.R | N.R | 10.4 | T.R | 40.0 | 14.9 | Nil | Nil |
| Mar. 2017 | 0.0 | 24.2 | 6.0 | 68.6 | 5.0 | 48.3 | 20.0 | 15.0 | 0.0 | 0.0 |
| Apr. 2017 | 0.0 | 38.0 | 15.0 | 64.0 | 45.7 | 0.0 | 0.0 | 0.0 | 0.0 | 0.0 |
| May. 2017 | 0.0 | 5.1 | 1.1 | 32.0 | 43.4 | 0.6 | 6.0 | 8.0 | 15.0 | 0.0 |
| Jun. 2017 | 58.9 | 42.0 | 53.0 | 28.1 | 10.1 | 0.0 | 2.0 | 47.0 | 0.0 | 0.0 |
| Jul. 2017 | 33.2 | 77.0 | 48.0 | 97.0 | 10.4 | 0.0 | 47.0 | 78.8 | 0.0 | 0.0 |
| Aug. 2017 | 65.6 | 66.0 | 77.0 | 141.0 | N.R | 0.0 | 33.0 | 14.7 | 0.0 | 0.0 |

N.R = Not received

TR = Trace (Rainfall less than 0.1 mm)

Source: Pakistan Meteorological Department, Karachi.

3. ENERGY & MINING

3.1 Production of Crude Oil

| | | | Unit: Barrels | |
|-------------|----------------|----------------------|---------------|-------|
| Company | Field | | | |
| | | Jul,17 | | |
| PUNJAB | OGDCL | BHALSYEDAN | 304 | |
| | | CHAK NAURANG | 9705 | |
| | | DAKHNI | 21473 | |
| | | DHODAK | 993 | |
| | | FIMKASSAR | 4980 | |
| | | KAL | 12390 | |
| | | MISSAKISWAL | 2170 | |
| | | RAJIAN | 69780 | |
| | | SOGHRI | 2807 | |
| | | SADKAL | 1369 | |
| | OPL | TOOT | 7872 | |
| | | Sub Total | 133843 | |
| | | DHURNAL | 4832 | |
| | | BHANGALI | 158 | |
| | | RATANA | 7476 | |
| | | Sub Total | 12466 | |
| | | POL | BALKASSAR | 11245 |
| | | | BELA | 0 |
| | | | DHULIAN | 3389 |
| | | | KHAUR | 197 |
| | JOYAMIR | | 806 | |
| | MINWAL | | 3161 | |
| | MEYAL | | 9002 | |
| | PARIWALI | | 9686 | |
| | PINDORI | | 5764 | |
| | TURKWAL | | 822 | |
| | MPCL | Sub Total | 44072 | |
| | | GHAURI | 13190 | |
| | | KALABAGH | 8957 | |
| | | HALINI | 21863 | |
| HALINI DEEP | | 29623 | | |
| PPL | Sub Total | 73633 | | |
| | ADHI | 219790 | | |
| DEWAN | Sub Total | 219790 | | |
| | RODHO SALSABIL | 1732 | | |
| | | Sub Total | 1732 | |
| | | TOTAL | 485536 | |
| SINDH | BHP | ZAMZAMA | 12266 | |
| | | Sub Total | 12266 | |
| | UEPL | AASSU | 9148 | |
| | | ALI | 152 | |
| | | BIJORO | 631 | |
| | | BHATTI/NAKURJI | 0 | |
| | | BAKSH DEEP | 0 | |
| | | BHANOKI | 0 | |
| | | BUKHARI DEEP | 12080 | |
| | | CHAMAN | 41 | |
| | | DABHI (South) | 1387 | |
| | | DABHI (North) | 429 | |
| | | DANG | 0 | |
| | | GHARO | 2071 | |
| | | GHUNGHRO | 586 | |
| | | GOLRACHI | 0 | |
| | | HALIPOTA | 24643 | |
| | | JABO | 2697 | |
| | | JAGIR | 278 | |
| | | Jhaberi south | 59 | |
| | | JARAR DEEP | 24 | |
| | | JAN | 2298 | |
| | | KATO | 36 | |
| | | KAMAL NORTH | 5618 | |
| | | KHASKELI | 4257 | |
| | | KHASKELI DOWN THROWN | 491 | |
| | | KHOREWAH | 701 | |
| | | KHOREWAH DEEP | 0 | |
| | KORAI | 1265 | | |

Contd.

3.1 Production of Crude Oil

| | | Unit: Barrels |
|---------|--------------------|---------------|
| Company | Field | Jul,17 |
| | KUMBH | 0 |
| | LAGHARI | 0 |
| | LIMU NORTH | 0 |
| | LODANO | 780 |
| | LODANO DEEP | 1902 |
| | MAKDUMPUR | 1048 |
| | MAZARI | 27183 |
| | MEYUN ISMAIL DEEP | 216 |
| | MEYUN ISMAIL | 850 |
| | MAKRANI | 0 |
| | MISSRI | 1191 |
| | MOHANO | 998 |
| | MOHIB | 5644 |
| | MUBAN | 5408 |
| | MAHI | 0 |
| | MURID | 2091 |
| | NAIMAT BASAL 2X | 840 |
| | NAIMAT BASAL | 0 |
| | NAIMAT WEST | 22052 |
| | NORTH AKARI | 1028 |
| | PANIRO | 1744 |
| | PIARO DEEP | 143 |
| | PIARO DEEP BASAL | 0 |
| | RAJANI | 16161 |
| | RAHIM 1 X | 6844 |
| | RAHIM 2X | 5207 |
| | RAWAT | 0 |
| | SAHU | 0 |
| | SAJAN | 262 |
| | SALEH | 421 |
| | SAMAN | 0 |
| | SAKHI | 0 |
| | SAKHI DEEP | 0 |
| | SONRO | 4679 |
| | SOUTH BUZDAR DEEP | 7762 |
| | SOUTH MAZARI | 9457 |
| | SOUTH MAZARI DEEP | 13948 |
| | SOHRAB | 0 |
| | SOHRAB DEEP | 2075 |
| | SHEIKHANO | 5056 |
| | SUTIARI DEEP | 5414 |
| | SUMAR DEEP | 677 |
| | SALAMAT | 2355 |
| | THEBO | 1102 |
| | TANDO GHULAM ALI | 0 |
| | THARO | 60 |
| | TAJEDI | 1096 |
| | TANGRI | 1811 |
| | TANGRI DEEP | 322 |
| | TURK | 580 |
| | TURK DEEP | 357 |
| | UMER | 375 |
| | ZAUR | 3059 |
| | Sub Total | 231090 |
| OGDCL | BOBI | 10510 |
| | BALUCH | 0 |
| | CHAK 2 | 28747 |
| | CHAK 7A | 1235 |
| | CHAK 63 | 19606 |
| | CHAK 63 SOUTH EAST | 11732 |
| | CHAK 66 NE | 0 |
| | DARS | 13906 |
| | DARS WEST | 17843 |
| | DARS DEEP | 5032 |
| | HAKEEM DAHO | 10999 |
| | NIM | 210 |
| | NUR BAGHLA | 796 |
| | NOORAI JAGR | 0 |
| | JAKHRO | 780 |
| | JARWAR | 3475 |
| | KUNNAR | 108197 |

Contd.

3.1 Production of Crude Oil

| | | Unit: Barrels | |
|-------------|---------------------|---------------|---------|
| Company | Field | Jul,17 | |
| | KUNNAR WEST | | 4414 |
| | KUNNAR PASAKHI DEEP | | 38469 |
| | LASHARI CENTRE | | 13655 |
| | LALA JAMALI | | 3300 |
| | MISSAN | | 3075 |
| | PALI | | 6975 |
| | PALI DEEP | | 0 |
| | PASAKI | | 75355 |
| | PASAKI NORTH | | 18600 |
| | PASAKI EAST | | 3855 |
| | PASAKI NORTH EAST | | 5600 |
| | PASAKI DEEP WEST | | 0 |
| | QADIR PUR | | 12395 |
| | SHAH | | 4168 |
| | SONO | | 20435 |
| | RESHAM | | 0 |
| | TANDO ALAM | | 17195 |
| | TANDO ALLAH YAR | | 14750 |
| | THORA DEEP | | 5741 |
| | THORA | | 8695 |
| | UNAR | | 3460 |
| | Sub Total | | 493205 |
| PPL | ADAM | | 1329 |
| | ADAM WEST | | 943 |
| | KANDH KOT | | 309 |
| | SHARF | | 19079 |
| | SHAHDAD | | 2782 |
| | MAZARANI | | 314 |
| | Sub Total | | 24756 |
| MPCL | MARI | | 1481 |
| | SUJJAL | | 2668 |
| | SUJAWAL | | 718 |
| | Sub Total | | 4867 |
| Eni(Pak) | BHIT | | 6727 |
| | BADHRA | | 1116 |
| | KADANWARI | | 447 |
| | Sub Total | | 8290 |
| OMV | LATIF | | 607 |
| | MIANO | | 1086 |
| | Sub Total | | 1693 |
| OMV Maurice | MEHAR | | 19559 |
| | Sub Total | | 19559 |
| | TOTAL | | 795726 |
| KHYBER .P.K | | | |
| OGDCL | CHANDA | | 39595 |
| | NASPHA | | 711743 |
| | MELA | | 40915 |
| | Sub Total | | 792253 |
| MOL | MANZALAI | | 11878 |
| | MAMIKHEL | | 18191 |
| | MARAMZAI | | 122165 |
| | MAKORI deep | | 59310 |
| | MAKORI EAST | | 423737 |
| | MAKORI | | 942 |
| | MARDANKHEL | | 95304 |
| | Sub Total | | 731527 |
| | TOTAL | | 1523780 |
| BALOCHISTAN | | | |
| OGDCL | UCH | | 982 |
| | SUB TOTAL | | 982 |
| MPCL | ZARGHUN SOUTH | | 165 |
| | Sub Total | | 165 |
| PPL | SUI | | 723 |
| | Sub Total | | 723 |
| | TOTAL | | 1870 |
| | GRAND TOTAL | | 2806912 |

3.2 Production of Natural Gas

| | | Unit:(MCFT) | | |
|---------------|------------------|-------------|---------|---------|
| Company | Field | | Jul,17 | |
| PUNJAB | | | | |
| OGDCL | DAKHNI | | 773.73 | |
| | BAHU | | 28.11 | |
| | BHALSYEDAN | | 2.43 | |
| | FIMKASSAR | | 3.36 | |
| | DHODAK | | 102.30 | |
| | KAL | | 1.53 | |
| | MISSAKISWAL | | 4.24 | |
| | NANDPUR/PANJPIR | | 222.31 | |
| | RAJIN | | 36.13 | |
| | SOGHRI | | 257.28 | |
| | TOOT | | 31.62 | |
| | SADKAL | | 55.45 | |
| | SUB TOTAL | | 1518.49 | |
| | OPL | DHURNAL | | 15.72 |
| | | BHANGALI | | 0.40 |
| | | RATANA | | 178.05 |
| | SUB TOTAL | | 194.17 | |
| | POL | BALKASSAR | | 0.89 |
| | | BELA | | 0.00 |
| | | DHULIAN | | 62.08 |
| | | MEYAL | | 65.88 |
| | | PARIWALI | | 121.99 |
| | | PINDORI | | 18.71 |
| | | TURKWAL | | 1.55 |
| | SUB TOTAL | | 271.10 | |
| | PPL | ADHI | | 2255.00 |
| | | SUB TOTAL | | 2255.00 |
| MPCL | HALINI | | 23.04 | |
| | HALINI DEEP | | 49.81 | |
| | KALABAGH | | 182.02 | |
| SUB TOTAL | | 254.87 | | |
| DEWAN | RODHO(SALSABIL) | | 260.70 | |
| | SUB TOTAL | | 260.70 | |
| TOTAL | | | 4754.33 | |
| SINDH | | | | |
| BHP | ZAMZAMA | | 2535.22 | |
| | SUB TOTAL | | 2535.22 | |
| UEPL | ALI | | 131.39 | |
| | AASSU | | 3.63 | |
| | BUKHARI DEEP | | 767.43 | |
| | BHATTI/NAKURJI | | 0.05 | |
| | BAKSH DEEP | | 0.00 | |
| | BIJORO | | 1.72 | |
| | BHANOKI | | 0.00 | |
| | BILAL | | 0.00 | |
| | CHAMAN | | 46.20 | |
| | DABHI SOUTH | | 8.97 | |
| | DABHI NORTH | | 0.37 | |
| | DANG | | 0.00 | |
| | DUPHRI | | 0.00 | |
| | FATEH SHAH NORTH | | 0.00 | |
| | GHUNGRO | | 0.45 | |
| | GHARO | | 0.59 | |
| | GOLARCHI | | 0.19 | |
| HAIDER DEEP | | 6.51 | | |
| HALIPOTA | | 31.04 | | |
| JABO | | 3.41 | | |
| JARAR DEEP | | 4.60 | | |
| JOGWANI | | 0.00 | | |

Contd

3.2 Production of Natural Gas

| | | Unit:(MCFT) |
|---------|-----------------------|-------------|
| Company | Field | Jul,17 |
| | JAGIR | 0.16 |
| | JAN | 0.30 |
| | KATO | 6.92 |
| | KAMAL NORTH -1 | 35.89 |
| | KAUSAR | 51.41 |
| | KHASKHELI | 11.84 |
| | KHASKHELI DOWN THROWN | 0.87 |
| | KHOREWAH | 65.82 |
| | KHOREWAH DEEP | 2.96 |
| | KORAI | 117.87 |
| | KUMBH | 21.02 |
| | LAGHARI | 0.00 |
| | LODANO | 9.46 |
| | LODANO DEEP | 8.83 |
| | LIARI DEEP | 0.00 |
| | LIMU NORTH | 10.09 |
| | LIMU EAST | 0.00 |
| | MAKHDUM PUR | 18.68 |
| | MAKHDUM PUR DEEP | 0.00 |
| | MAKRANI | 0.00 |
| | MAZARI | 85.87 |
| | MAHI | 5.58 |
| | MALKANI | 4.27 |
| | MEYUN ISMAIL DEEP | 19.10 |
| | MISSRI | 1.57 |
| | MOHIB | 161.30 |
| | MOHANO | 0.73 |
| | MOR | 0.00 |
| | MUBAN | 2.60 |
| | MURID | 1.13 |
| | NAIMAT BASAL | 58.00 |
| | NAIMAT BASAL 2X | 19.62 |
| | NAIMAT WEST | 3558.63 |
| | NANDO | 0.00 |
| | NURPUR DEEP | 1.93 |
| | NORTH AKRI | 0.22 |
| | PANIRO | 2.23 |
| | PIARO DEEP | 6.91 |
| | PIARO DEEP BASAL | 16.44 |
| | QASIM DEEP | 37.53 |
| | RAHIM NORTH | 4.75 |
| | RAHIM 1X | 10.45 |
| | RAHIM 2X | 27.89 |
| | RAJANI | 5942.88 |
| | RAWAT | 0.00 |
| | RAGNI DEEP | 6.21 |
| | SALEH | 0.32 |
| | SAKHI | 0.00 |
| | SAKHI DEEP | 22.31 |
| | SAKHI SOUTH DEEP | 0.00 |
| | SAMAN | 0.00 |
| | SALAMAT | 767.85 |
| | SAHU | 0.00 |
| | SAJAN | 82.70 |
| | SIRAJ SOUTH | 0.48 |
| | SONRO | 16.23 |
| | SOUTH MAZARI | 4.34 |
| | SOUTH MAZARI DEEP | 19.97 |
| | SOHRAB DEEP | 1089.05 |
| | SUMAR DEEP | 95.62 |
| | SOUTH BUZDAR | 0.00 |

Contd

3.2 Production of Natural Gas

| | | Unit:(MCFT) |
|---------|---------------------|-------------|
| Company | Field | Jul,17 |
| | SOUTH BUZDAR DEEP | 39.83 |
| | SHEIKHANO | 6.51 |
| | SUTIARI DEEP | 1691.48 |
| | SUHRAT | 0.00 |
| | TANDO GHULAM ALI | 23.67 |
| | TANGRI | 2.69 |
| | TANGRI DEEP | 7.44 |
| | TAJEDI | 0.13 |
| | THEBO | 28.47 |
| | THARO | 109.04 |
| | TURK | 35.33 |
| | TURK DEEP | 75.65 |
| | UMER | 1.54 |
| | USMAN | 0.00 |
| | ZAUR | 9.06 |
| | ZAUR WEST | 0.00 |
| | ZAUR DEEP | 4.16 |
| | SUB TOTAL | 15478.38 |
| OGDCL | BOBI | 172.77 |
| | BALUCH | 0.00 |
| | CHAK 2 | 613.71 |
| | CHAK 7A | 15.51 |
| | CHAK 63 | 193.01 |
| | CHAK 63 SOUTH EAST | 68.35 |
| | CHAK 66NE | 0.00 |
| | DACHRAPUR | 107.08 |
| | DARS | 204.60 |
| | DARS WEST | 288.30 |
| | DARS DEEP | 324.50 |
| | HAKHEEM DAHO | 179.77 |
| | LALA JAMALI | 169.18 |
| | JAKHRO | 41.08 |
| | MARU-RETI | 339.02 |
| | NUR BAGHLA | 80.30 |
| | NOORAI JAGIR | 0.42 |
| | NIM | 8.94 |
| | PASAKHI | 20.62 |
| | PASAKI EAST | 347.20 |
| | PASAKI DEEP WEST | 0.00 |
| | QADIRPUR | 10192.49 |
| | KUNNAR | 342.84 |
| | KUNNAR PASAKHI DEEP | 2949.56 |
| | KUNNAR WEST | 340.27 |
| | SARI HUNDI | 43.59 |
| | SHAH | 344.10 |
| | TANDO ALLAH YAR | 322.80 |
| | PAKHRO | 5.74 |
| | THORA DEEP | 451.00 |
| | UNAR | 256.60 |
| | SUB TOTAL | 18423.35 |
| PPL | ADAM | 92.00 |
| | ADAM WEST | 491.00 |
| | CHACHAR | 89.00 |
| | KANDHKOT | 7343.00 |
| | SHAHDAD | 292.00 |
| | SHARF | 1509.00 |
| | MAZRANI | 158.00 |
| | SUB TOTAL | 9974.00 |
| MPCL | KOONJ-1A | 25.92 |
| | MARI | 20804.39 |
| | SUJJAL | 365.07 |

Contd

3.2 Production of Natural Gas

| | | Unit:(MCFT) | |
|-------------|---------------|-------------|-----------|
| Company | Field | Jul,17 | |
| | SUJAWAL | | 113.76 |
| | SUB TOTAL | | 21309.14 |
| ENI(PAK) | BHIT | | 3650.51 |
| | BADHRA | | 2502.08 |
| | KADANWARI | | 1226.84 |
| | SUB TOTAL | | 7379.43 |
| OMV | MIANO | | 2029.00 |
| | LATIF | | 1268.00 |
| | SAWAN | | 1784.00 |
| | TAJJAL | | 70.00 |
| | SUB TOTAL | | 5151.00 |
| OMV MAURICE | SAQIB | | 0.00 |
| | MEHAR | | 369.67 |
| | SUB TOTAL | | 369.67 |
| PEL | BADAR | | 563.73 |
| | BLOCK-22 | | 340.49 |
| | SUB TOTAL | | 904.22 |
| POGC | REHMAN | | 317.26 |
| | RIZQ | | 371.78 |
| | SUB TOTAL | | 689.04 |
| | TOTAL | | 82213.45 |
| KHYBER .P.K | | | |
| OGDCL | CHANDA | | 87.14 |
| | NASHPA | | 2976.26 |
| | MELA | | 215.54 |
| | SUB TOTAL | | 3278.94 |
| MOL | MAKORI | | 15.24 |
| | MAKORI EAST | | 2627.91 |
| | MAKORI DEEP | | 169.64 |
| | MARDANKHEL | | 1204.33 |
| | MAMIKHEL | | 651.94 |
| | MANZALAI | | 894.01 |
| | MARAMZAI | | 3690.89 |
| | SUB TOTAL | | 9253.96 |
| | TOTAL | | 12532.90 |
| BALUCHISTAN | | | |
| OGDCL | LOTI | | 838.36 |
| | PIRKOH | | 243.60 |
| | UCH | | 12047.70 |
| | SUB TOTAL | | 13129.66 |
| MPCL | ZARGHUM SOUTH | | 478.75 |
| | SUB TOTAL | | 478.75 |
| PPL | SUI | | 13107.00 |
| | SUB TOTAL | | 13107.00 |
| | TOTAL | | 26715.41 |
| | GRAND TOTAL | | 126216.09 |

3.3 Company wise Production of Crude Oil and Natural Gas for the Month of July 2017

| Name of Company | Crude Oil (US Barrels) | Number of Oil Fields | % Share in Total Production | Natural Gas (MCFt) | Number of Gas Fields | % Share in Total Production |
|-----------------|------------------------|----------------------|-----------------------------|--------------------|----------------------|-----------------------------|
| OGDCL | 1420283 | 47 | 50.60 | 36350.44 | 46 | 28.80 |
| PPL | 245269 | 8 | 8.74 | 25336 | 9 | 20.07 |
| MPCL | 78665 | 6 | 2.80 | 22042.76 | 7 | 17.46 |
| BHP | 12266 | 1 | 0.44 | 2535.22 | 1 | 2.01 |
| UEPL | 231090 | 62 | 8.23 | 15478.38 | 82 | 12.26 |
| Eni(Pak) | 8290 | 3 | 0.30 | 7379.43 | 3 | 5.85 |
| OMV | 1693 | 2 | 0.06 | 5151.00 | 4 | 4.08 |
| OMV Maurice | 19559 | 1 | 0.70 | 369.67 | 1 | 0.29 |
| OPL | 12466 | 3 | 0.44 | 194.17 | 3 | 0.15 |
| POL | 44072 | 9 | 1.57 | 271.1 | 6 | 0.21 |
| Dewan | 1732 | 6 | 0.06 | 260.7 | 1 | 0.21 |
| MOL | 731527 | | 26.06 | 9253.96 | 6 | 7.33 |
| PEL | - | - | | 904.22 | 2 | 0.72 |
| POGC | - | - | - | 689.04 | 2 | 0.55 |
| Total | 2806912 | 148 | 100 | 126216.09 | 173 | 100 |

3.4 Province wise Production of Crude Oil and Natural Gas for the Month of July 2017

| Province | Crude Oil (US Barrels) | Number of Oil Fields | % Share in Total Production | Natural Gas (MCFt) | Number of Gas Fields | % Share in Total Production |
|--------------|------------------------|----------------------|-----------------------------|--------------------|----------------------|-----------------------------|
| Punjab | 485536 | 29 | 17.3 | 4754.3 | 25 | 3.8 |
| Sindh | 795726 | 106 | 28.3 | 82213.5 | 134 | 65.1 |
| KPK | 1523780 | 10 | 54.3 | 12532.9 | 9 | 9.9 |
| Balochistan | 1870 | 3 | 0.1 | 26715.4 | 5 | 21.2 |
| Total | 2806912 | 148 | 100.0 | 126216.09 | 173 | 100.0 |

Source: Directorate General of Petroleum concession
M/O Petroleum & Natural Resources Islamabad.

3.5 Production of Crude Oil, Natural Gas and Electricity

| Year / Month | Crude Oil (000 Barrels) | Natural Gas (MCFT) | Total (Elec. Gen. in (GWH) | Hydel | Thermal | Renewable | Nuclear |
|--------------|-------------------------|--------------------|-----------------------------|-------|---------|-----------|---------|
| 2012-13 | 27841 | 1505839 | 98535 | 30243 | 63739 | ---- | 4553 |
| 2013-14 | 31585 | 1493686 | 105248 | 31698 | 68648 | ---- | 4902 |
| 2014-15 | 34490 | 1465758 | 108482 | 32286 | 69886 | 506 | 5804 |
| 2015-16 | 31652 | 1481551 | 115073 | 33912 | 75009 | 1549 | 4602 |
| 2016-17 | 32269 | 1471854 | 115816* | 31573 | 76022 | 1563* | 6658 |
| 2016 Jul | 2525 | 124447 | 13078 | 3938 | 8458* | 158* | 524 |
| Aug | 2447 | 125176 | 12113 | 4240 | 7211* | 147* | 515 |
| Sep | 2373 | 121249 | 11532 | 4236 | 6664* | 143* | 489 |
| Oct | 2705 | 121872 | 9816 | 2722 | 6470* | 104* | 520 |
| Nov | 2683 | 122152 | 8229 | 2801 | 4926* | 96* | 406 |
| Dec | 3007 | 127045 | 8126 | 1621 | 5891* | 93* | 521 |
| 2017 Jan | 3005 | 126529 | 7196 | 508 | 5924* | 97* | 667 |
| Feb | 2629 | 115553 | 7444 | 1463 | 5226* | 99* | 656 |
| Mar | 2818 | 126047 | 8440 | 1262 | 6347* | 102* | 729 |
| Apr | 2766 | 116561 | 9757 | 1979 | 7117* | 143* | 518 |
| May | 2567 | 123389 | 12174 | 3290 | 8140* | 186* | 558 |
| Jun | 2743 | 121836 | 11818 | 3483 | 7588* | 194* | 553 |
| Jul | 2807 | 126216 | 12384* | 3853 | 7834 | 173 | 524 |

*= Provisional

**= For Monthly Bulletin of Statistics, May 2017, provisional data for the same was provided. Now actual data have been received from source agency and incorporated accordingly.

Source i) Directorate General of Petroleum concession
M/O Petroleum & Natural Resources Islamabad
ii) Electricity Generating Establishments

3.6 Mineral Production

(Thousand Tonnes)

| Year / Month | Arg Clay | Coal | Gypsum | Lime Stone | Marble | Rock Salt | Silica Sand | |
|--------------|----------|------|--------|------------|--------|-----------|-------------|-----|
| 2012-13 | 4513 | 2813 | 1250 | 38932 | 2360 | 2160 | 356 | |
| 2013-14 | 4935 | 3340 | 1326 | 38787 | 2920 | 2220 | 298 | |
| 2014-15 | 5097 | 3408 | 1417 | 40470 | 2816 | 2136 | 268 | |
| 2015-16 | 5327 | 3749 | 1872 | 48297 | 4749 | 3553 | 396 | |
| 2016-17 | 5954 | 3954 | 2080 | 52144 | 4904 | 3534 | 337 | |
| 2016 | Jul | 380 | 197 | 160 | 3564 | 207 | 309 | 32 |
| | Aug | 552 | 278 | 194 | 4001 | 511 | 305 | 32 |
| | Sep | 487 | 277 | 203 | 2980 | 287 | 289 | 35 |
| | Oct | 499 | 381 | 192 | 4135 | 491 | 257 | 34 |
| | Nov | 456 | 442 | 152 | 5170 | 332 | 270 | 26 |
| | Dec | 580 | 285 | 190 | 4588 | 371 | 306 | 25 |
| 2017 | Jan | 531 | 348 | 161 | 4066 | 329 | 307 | 31 |
| | Feb | 541 | 348 | 174 | 4023 | 496 | 308 | 29 |
| | Mar | 495 | 344 | 148 | 4041 | 529 | 320 | 22 |
| | Apr | 465 | 428 | 156 | 5143 | 485 | 248 | 22 |
| | May | 525 | 356 | 153 | 5645 | 550 | 333 | 22 |
| | Jun | 443 | 271 | 198 | 4787 | 317 | 282 | 26 |
| | Jul | 410 | 208* | 159* | 4479* | 208* | 315* | 26* |

* = Provisional

Contd.

3.6 Mineral Production

(Tonnes)

| Year / Month | Barytes | Bauxite | Bentonite | Calcite | Chalk | China Clay | Copper Ore | Copper Blister | Chromite | Dolomite | Emerald (Unit: Gram) | Feldspar | Fire Clay | |
|--------------|---------|---------|-----------|---------|-------|------------|------------|----------------|----------|----------|----------------------|----------|-----------|--------|
| 2012-13 | 118471 | 25288 | 26077 | 550 | 810 | 22917 | --- | 12285 | 136443 | 335819 | 695 | 38218 | 454645 | |
| 2013-14 | 133658 | 31156 | 40374 | 562 | 1005 | 16191 | 2919 | 8930 | 85585 | 720633 | 923 | 92672 | 465251 | |
| 2014-15 | 118773 | 24689 | 23283 | 1694 | 515 | 18956 | 173 | 6718 | 101762 | 222378 | 3152 | 38568 | 404945 | |
| 2015-16 | 157858 | 57024 | 41506 | 1610 | 231 | 21683 | 0 | 2389 | 69333 | 716611 | 3105 | 316289 | 550977 | |
| 2016-17 | 91711 | 75375 | 41635 | 4448 | 0 | 28670 | 1065 | 20 | 105238 | 301124 | 2293 | 273468 | 584478 | |
| 2016 | Jul | 9166 | 9284 | 1946 | 84 | N.R | 3292 | --- | --- | 4061 | 34872 | 0 | 10250 | 39176 |
| | Aug | 3419 | 5928 | 1765 | 168 | N.R | 2511 | --- | --- | 12416 | 32075 | 134 | 9892 | 33316 |
| | Sep | 2178 | 3893 | 2340 | 84 | N.R | 2574 | --- | --- | 6983 | 60215 | 118 | 19079 | 32432 |
| | Oct | 3437 | 10691 | 3030 | 224 | N.R | 2125 | --- | --- | 14259 | 13010 | 168 | 21597 | 45194 |
| | Nov | 62 | 9895 | 4017 | 416 | N.R | 2824 | 114 | --- | 11112 | 17215 | 154 | 19100 | 42971 |
| | Dec | 1211 | 11152 | 3275 | 592 | N.R | 2971 | 50 | --- | 12613 | 14719 | 282 | 32974 | 60914 |
| 2017 | Jan* | 22215 | 5950 | 4387 | 612 | N.R | 2796 | 90 | --- | 7337 | 12865 | 198 | 21847 | 45151 |
| | Feb* | 19868 | 4593 | 5316 | 846 | N.R | 1692 | 364 | --- | 7535 | 19853 | 127 | 26761 | 58194 |
| | Mar | 3205 | 1484 | 5392 | 270 | N.R | 2396 | 235 | 20 | 11794 | 23448 | 283 | 30928 | 57166 |
| | Apr | 7251 | 3971 | 4588 | 162 | N.R | 2033 | 61 | 0 | 9375 | 39421 | 300 | 22874 | 54670 |
| | May | 11052 | 3120 | 3794 | 540 | N.R | 2095 | 151 | 0 | 5597 | 15604 | 337 | 25210 | 61535 |
| | Jun | 8647 | 5414 | 1785 | 450 | N.R | 1361 | 0 | 0 | 2793 | 17827 | 192 | 32956 | 53759 |
| | Jul | 9166* | 625* | 270* | 84* | 0 | 735* | --- | 0 | 4061* | 40006* | 0 | 10250* | 40159* |

* = Provisional

---- Data not supplied by the respective Mines

Contd.

3.6 Mineral Production

(Tonnes)

| Year | Month | Flourite | Fullers Earth | Iron ore | Laterite | Magnesite | Magnese | Ocher | Ord Sand/Bajri Sand | Ordinary Stone | Quartz crystal, (Quartz +Quartzite) | Soap Stone | Sulphur |
|---------|-------|----------|---------------|----------|----------|-----------|---------|-------|---------------------|----------------|-------------------------------------|------------|---------|
| 2012-13 | | 13344 | 4259 | 408604 | 328067 | 6705 | 290 | 37769 | 2141 | 4890 | 67107 | 93214 | 20610 |
| 2013-14 | | 7500 | 6397 | 197074 | 448898 | 3770 | 5712 | 32634 | 3500 | 2895 | 92267 | 89022 | 35672 |
| 2014-15 | | 5962 | 8005 | 328915 | 427129 | 4581 | 4890 | 33909 | 2490 | 2155 | 38117 | 116223 | 19730 |
| 2015-16 | | 9494 | 13740 | 432156 | 715668 | 35228 | 70 | 68352 | 16068 | 630 | 90588 | 115648 | 14869 |
| 2016-17 | | 2263 | 18185 | 501664 | 643405 | 19656 | 1220 | 86080 | 51946 | 32572 | 98909 | 152279 | 23740 |
| 2016 | Jul | 388 | 2017 | 25971 | 81840 | 796 | 66 | 11005 | 3781 | 0 | 5543 | 7710 | 2311 |
| | Aug | 231 | 2371 | 35207 | 29663 | 2404 | 93 | 9085 | 9405** | 0 | 10016 | 11805 | 1113 |
| | Sep | 82 | 2804 | 39340 | 56509 | 1187 | 0 | 4255 | 9405** | 0 | 5623 | 3454 | 393 |
| | Oct | 22 | 3382 | 51336 | 29391 | 2421 | 0 | 12066 | 9405** | 0 | 9729 | 5651 | 2341 |
| | Nov | 0 | 3406 | 42263 | 60477 | 1504 | 0 | 7493 | 4650** | 0 | 9264 | 14730 | 2252 |
| | Dec | 340 | 581 | 36683 | 50892 | 1444 | 928 | 7383 | 4650** | 5792 | 8985 | 16294 | 2457 |
| 2017 | Jan* | 100 | 707 | 50317 | 25224 | 1603 | 0 | 6042 | 100** | 5780 | 8662 | 12851 | 2338 |
| | Feb* | 240 | 362 | 45627 | 58629 | 1524 | 82 | 4219 | 100** | 10960 | 9717 | 20631 | 2083 |
| | Mar | 420 | 281 | 59075 | 60069 | 1344 | 51 | 7499 | 2900** | 10040 | 11037 | 16199 | 2063 |
| | Apr | 117 | 666 | 46958 | 82917 | 2229 | 0 | 5902 | 2900** | 0 | 7605 | 14208 | 2103 |
| | May | 125 | 1399 | 36932 | 59812 | 1468 | 0 | 5300 | --- | 0 | 9153 | 13684 | 2183 |
| | Jun | 198 | 209 | 31955 | 47982 | 1732 | 0 | 5831 | --- | 0 | 3575 | 15062 | 2103 |
| | Jul | 388* | 2068* | 22087* | 69649* | 796* | 66* | 2500* | 3830* | 0 | 5543* | 7710* | 1778 |

* = Provisional

**= Average Monthly Data supplied by the source agency.

Source: Provincial Directorates of Mines & Minerals Punjab, Sindh, KPK, Balochistan & FATA.

4. HEALTH

4.1(a) Monthly Immunization Coverage Number of doses administered (0-11 months)children during 2017

| Month(s) | BCG | OPV-0 | OPV-1 | OPV-2 | OPV-3 | IPV |
|--------------|----------------|----------------|----------------|----------------|----------------|----------------|
| Jan | 549150 | 454966 | 508222 | 471953 | 455859 | 398382 |
| Feb | 513662 | 447260 | 513902 | 479653 | 433714 | 386151 |
| Mar | 508286 | 430064 | 512079 | 490546 | 464080 | 417607 |
| Apr | 478434 | 407154 | 473759 | 466315 | 461962 | 399586 |
| May | 489528 | 409984 | 477655 | 465372 | 471084 | 422353 |
| Jun | 458690 | 405270 | 421532 | 405241 | 411213 | 354341 |
| Jul | 592641 | 488145 | 523258 | 464859 | 471117 | 403610 |
| Aug | 567320 | 461427 | 513102 | 471736 | 452017 | 416464 |
| Sep | | | | | | |
| Oct | | | | | | |
| Nov | | | | | | |
| Dec | | | | | | |
| Total | 4157711 | 3504270 | 3943509 | 3715675 | 3621046 | 3198494 |

Contd.

4.1(a) Monthly Immunization Coverage
Number of doses administered (0-11 months)children during 2017

| Month(s) | Pentava- lent-1 | Pentava- lent-2 | Pentava- lent-3 | Pneumo-1 | Pneumo-2 | Pneumo-3 | Measles-1 |
|--------------|--------------------|--------------------|--------------------|----------------|----------------|----------------|----------------|
| Jan | 514116 | 475269 | 458325 | 513820 | 475313 | 458280 | 432329 |
| Feb | 513562 | 479421 | 462110 | 513618 | 479036 | 462110 | 442972 |
| Mar | 517284 | 497530 | 464068 | 516888 | 490041 | 463391 | 464675 |
| Apr | 473076 | 464885 | 461253 | 472343 | 464476 | 460339 | 469770 |
| May | 476749 | 464093 | 470445 | 476599 | 464469 | 470227 | 489752 |
| Jun | 420528 | 405044 | 410922 | 420455 | 404559 | 410562 | 470244 |
| Jul | 523335 | 464687 | 471723 | 522272 | 464556 | 470706 | 522667 |
| Aug | 513111 | 471714 | 451500 | 513771 | 471766 | 451911 | 490847 |
| Sep | | | | | | | |
| Oct | | | | | | | |
| Nov | | | | | | | |
| Dec | | | | | | | |
| Total | 3951761 | 3722643 | 3650346 | 3949766 | 3714216 | 3647526 | 3783256 |

Source : National Institute of Health, Islamabad.

4.1(b) Monthly Immunization Coverage
Number of doses administered (12-23 Months) children during 2017

| Month | BCG | OPV-1 | OPV-2 | OPV-3 | Pentava- lent-1 | Pentava- lent-2 | Pentava- lent-3 | Pneumo-1 | Pneumo-2 | Pneumo- 3 | Measles-2 |
|-------|-----|-------|-------|-------|--------------------|--------------------|--------------------|----------|----------|-----------|-----------|
| Jan | 0 | 622 | 439 | 423 | 622 | 439 | 423 | 0 | 0 | 0 | 348044 |
| Feb | 0 | 1251 | 1023 | 945 | 1251 | 1023 | 745 | 0 | 0 | 0 | 379217 |
| Mar | 0 | 784 | 639 | 625 | 784 | 639 | 625 | 0 | 0 | 0 | 405489 |
| Apr | 0 | 955 | 632 | 664 | 955 | 632 | 664 | 0 | 0 | 0 | 418808 |
| May | 0 | 1098 | 1002 | 951 | 1098 | 1002 | 951 | 0 | 0 | 0 | 417277 |
| Jun | 0 | 649 | 522 | 614 | 649 | 522 | 614 | 0 | 0 | 0 | 369785 |
| Jul | 0 | 774 | 665 | 612 | 774 | 665 | 612 | 1098 | 1002 | 951 | 417277 |
| Aug | 0 | 828 | 704 | 667 | 752 | 673 | 662 | 752 | 715 | 677 | 0 |
| Sep | | | | | | | | | | | |
| Oct | | | | | | | | | | | |
| Nov | | | | | | | | | | | |
| Dec | | | | | | | | | | | |
| Total | 0 | 6961 | 5626 | 5501 | 6885 | 5595 | 5296 | 1850 | 1717 | 1628 | 2755897 |

BCG = Bacillus of Chalmette and Guerin
 OPV = Oral Polio Vaccine

Source : National Institute of Health, Islamabad.

**4.1(c) Monthly Immunization Coverage
Number of TT doses administered to women during 2017**

| MONTH | Pregnant Women | | | | | Childbearing age women | | | | |
|-------|----------------|---------|--------|-------|-------|------------------------|-------|-------|-------|-------|
| | TT1 | TT2 | TT3 | TT4 | TT5 | TT1 | TT2 | TT3 | TT4 | TT5 |
| Jan | 353096 | 306015 | 16121 | 4177 | 2264 | 15002 | 9673 | 7458 | 2386 | 1374 |
| Feb | 374085 | 312302 | 15758 | 3965 | 2264 | 16249 | 11003 | 8026 | 2531 | 1428 |
| Mar | 404495 | 336833 | 17229 | 4672 | 2567 | 19971 | 12155 | 9936 | 2728 | 1518 |
| Apr | 395576 | 333058 | 16375 | 4142 | 2228 | 14668 | 10083 | 8648 | 2460 | 1301 |
| May | 411568 | 339787 | 16478 | 4769 | 2464 | 16972 | 11855 | 9083 | 2772 | 1435 |
| Jun | 355095 | 313557 | 14206 | 3511 | 1920 | 13926 | 10202 | 8262 | 2034 | 1103 |
| Jul | 454908 | 352194 | 18236 | 4502 | 2311 | 21770 | 9944 | 10611 | 2846 | 1329 |
| Aug | 428561 | 367115 | 16308 | 4957 | 2485 | 20089 | 13102 | 8782 | 2558 | 1258 |
| Sep | | | | | | | | | | |
| Oct | | | | | | | | | | |
| Nov | | | | | | | | | | |
| Dec | | | | | | | | | | |
| Total | 3177384 | 2660861 | 130711 | 34695 | 18503 | 138647 | 88017 | 70806 | 20315 | 10746 |

TT = Tetanus Toxioid

Source : National Institute of Health, Islamabad.

4.2 Monthly Report on HIV Treatment Centres March, 2017

| S. No | Centre Name | Male | | Female | | Children | | Transgender | | Total | Total on ART |
|---------------------------|---|--------------|--------------|-------------|-------------|------------|------------|-------------|------------|--------------|--------------|
| | | Total | On ART | Total | On ART | Total | On ART | Total | On ART | | |
| Federal | | | | | | | | | | | |
| 1 | PIMS, Islamabad | 2258 | 1075 | 398 | 283 | 51 | 51 | 14 | 9 | 2721 | 1418 |
| 2 | CMH, Rawalpindi | 49 | 49 | 0 | 0 | 0 | 0 | 0 | 0 | 49 | 49 |
| Punjab | | | | | | | | | | | |
| 3 | Mayo Hospital, Lahore | 1029 | 656 | 100 | 77 | 6 | 1 | 34 | 9 | 1169 | 743 |
| 4 | Services Hospital, Lahore | 355 | 254 | 140 | 114 | 32 | 8 | 0 | 0 | 527 | 376 |
| 5 | Peaditric Unit, Services Hospital, Lahore | 0 | 0 | 0 | 0 | 302 | 194 | 0 | 0 | 302 | 194 |
| 6 | Shaukat Khanum Hospital, Lahore | 288 | 261 | 189 | 163 | 17 | 1 | 0 | 0 | 494 | 425 |
| 7 | Jinnah Hospital, Lahore | 1158 | 716 | 193 | 119 | 0 | 0 | 50 | 27 | 1401 | 862 |
| 8 | DHQ Hospital, Sargodha | 595 | 221 | 67 | 35 | 15 | 6 | 0 | 0 | 677 | 262 |
| 9 | DHQ Hospital, D.G Khan | 1876 | 1482 | 393 | 298 | 62 | 60 | 5 | 3 | 2336 | 1843 |
| 10 | Allied Hospital, Faisalabad | 1266 | 1066 | 123 | 113 | 0 | 0 | 4 | 4 | 1393 | 1183 |
| 11 | Aziz Bhatti Hospital, Gujrat | 820 | 541 | 342 | 260 | 0 | 0 | 0 | 0 | 1162 | 801 |
| 12 | Civil Hospital, Multan | 56 | 56 | 8 | 8 | 0 | 0 | 1 | 1 | 65 | 65 |
| Sindh | | | | | | | | | | | |
| 13 | Civil Hospital, Karachi | 4276 | 2025 | 362 | 272 | 27 | 0 | 74 | 35 | 4739 | 2332 |
| 14 | Peaditric Unit, Civil Hospital, Karachi | 0 | 0 | 0 | 0 | 135 | 74 | 0 | 0 | 135 | 74 |
| 15 | Indus Hospital, Karachi | 571 | 336 | 116 | 75 | 0 | 0 | 9 | 5 | 696 | 416 |
| 16 | Aga Khan Hospital, Karachi | 0 | 0 | 0 | 0 | 50 | 39 | 0 | 0 | 50 | 39 |
| 17 | Chanka Medical College Hospital, Larkana | 1253 | 941 | 288 | 246 | 16 | 4 | 30 | 24 | 1587 | 1215 |
| Khyber Pakhtunkhwa | | | | | | | | | | | |
| 18 | Hayatabad Medical Complex, Peshawar | 1972 | 1450 | 603 | 473 | 94 | 51 | 10 | 10 | 2679 | 1984 |
| 19 | KDA Hospital, Kohat | 240 | 181 | 109 | 92 | 17 | 11 | 0 | 0 | 366 | 284 |
| Balochistan | | | | | | | | | | | |
| 20 | Bolan Medical Complex, Quetta | 379 | 253 | 90 | 75 | 15 | 8 | 6 | 3 | 490 | 339 |
| 21 | ART Center, Turbat | 224 | 129 | 27 | 21 | 9 | 5 | 0 | 0 | 260 | 155 |
| Total | | 18665 | 11692 | 3548 | 2724 | 848 | 513 | 237 | 130 | 23298 | 15059 |

Source:- National Aids Control Programme, NIH, Islamabad

4.3(a) Register Veterinary Medical Practitioner With PVMC- 2017

| RVMP Registration for the year of 2017 | Male | Female | D.V.M | M.Sc | M.Phil | Ph.D | Total |
|--|------|--------|-------|------|--------|------|-------|
| Jan | 161 | 20 | 181 | Nil | Nil | Nil | 181 |
| Feb | 37 | 1 | 38 | Nil | Nil | Nil | 38 |
| Mar | 27 | 0 | 27 | Nil | Nil | Nil | 27 |
| Apr | 29 | 2 | 31 | Nil | Nil | Nil | 31 |
| May | 8 | Nil | 8 | Nil | Nil | Nil | 8 |
| Jun | 72 | 6 | 78 | Nil | Nil | Nil | 78 |
| Jul | 75 | 11 | 86 | Nil | Nil | Nil | 86 |
| Aug | 158 | 31 | 189 | Nil | Nil | Nil | 189 |
| Sep | | | | | | | |
| Oct | | | | | | | |
| Nov | | | | | | | |
| Dec | | | | | | | |
| Total | 567 | 71 | 638 | Nil | Nil | Nil | 638 |

Total RVMP Registered since 1st January 2017 to 31st August 2017=638
 Total RVMP Registered since 30th May 2000 to 31st August 2017= 11904

Source:- Pakistan Veterinary Medical Council, Islamabad.

4.3(b) Registered Animal Husbandry Graduate With PVMC- 2017

| RVMP Registration for the year of 2016 | Male | Female | B.Sc. (Hons) A.H | M.Sc. | Ph.D | Total |
|--|------|--------|------------------|-------|------|-------|
| Jan | Nil | Nil | Nil | Nil | Nil | Nil |
| Feb | Nil | Nil | Nil | Nil | Nil | Nil |
| Mar | Nil | Nil | Nil | Nil | Nil | Nil |
| Apr | 3 | Nil | 1 | 2 | Nil | 3 |
| May | Nil | Nil | Nil | Nil | Nil | Nil |
| Jun | Nil | Nil | Nil | Nil | Nil | Nil |
| Jul | 3 | Nil | 1 | 1 | 1 | 3 |
| Aug | Nil | Nil | Nil | Nil | Nil | Nil |
| Sep | | | | | | |
| Oct | | | | | | |
| Nov | | | | | | |
| Dec | | | | | | |
| Total | 6 | Nil | 2 | 3 | 1 | 6 |

4.4 Tuberculosis Report (FTI) (Apr-Jun, 2017)

| Provinces/Regions | TB Cases B+ (N+R) | CDR B+ | TB All Types | | | CDR Total | % Treatment Success Rate* (TSR) |
|-------------------|----------------------|--------|--------------|--------|-------|-----------|------------------------------------|
| | | | Male | Female | Total | | |
| Punjab | 20733 | 58 | 27392 | 25658 | 53050 | 78 | NA |
| Sindh | 7726 | 48 | 9067 | 8182 | 17249 | 57 | NA |
| K.P.K | 3422 | 37 | 5268 | 5230 | 10498 | 60 | NA |
| Balochistan | 839 | 23 | 1165 | 1280 | 2445 | 36 | NA |
| F.A.T.A | 313 | 19 | 501 | 465 | 966 | 32 | NA |
| Gilgit Baltistan | 90 | 19 | 314 | 376 | 690 | 78 | NA |
| AJK | 537 | 28 | 712 | 786 | 1498 | 41 | NA |
| ICT | 148 | 35 | 308 | 296 | 604 | 76 | NA |
| Pakistan | 33808 | 49 | 44727 | 42273 | 87000 | 66 | NA |

CDR : Case Deduction Rate
 B+ Bacteriologically positive N+ New Case
 R: Replapse Cases * Available One Year Lag

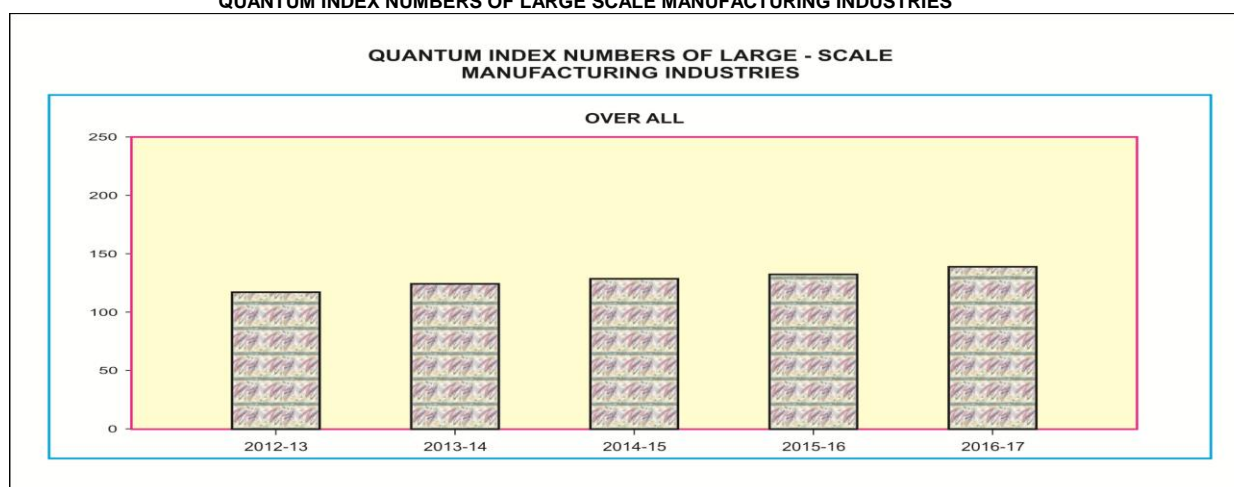
Source: National TB Control Programme NIH, Islamabad.

5. MANUFACTURING

5.1 Quantum Index Numbers of Large-Scale Manufacturing Industries

| Year/month | Manufacturing (Over all) | Selected Items | | | | | | |
|---------------|-----------------------------|-------------------|----------------|------------|----------------|-----------------|---------------|------------------|
| | | Vegetable Ghee | Tea Blended | Cigarettes | Cotton Yarn | Cotton Cloth | Jute Goods | Paper & Board |
| (2005-06=100) | | | | | | | | |
| 2012-13 | 117.35 | 98.88 | 141.83 | 105.05 | 120.16 | 113.86 | 98.39 | 135.35 |
| 2013-14 | 123.68 | 102.92 | 160.00 | 100.54 | 130.52 | 114.64 | 97.34 | 150.82 |
| 2014-15 | 127.87 | 102.88 | 184.39 | 97.71 | 131.94 | 114.73 | 90.32 | 150.24 |
| 2015-16 | 132.00 | 107.97 | 216.69 | 83.45 | 133.73 | 114.98 | 52.99 | 150.24 |
| 2016-17 | 139.29 | 113.65 | 236.05 | 53.54 | 134.62 | 115.44 | 57.31 | 144.07 |
| 2016 Aug | 127.04 | 105.89 | 227.45 | 63.67 | 133.98 | 115.71 | 36.10 | 141.62 |
| Sep | 124.08 | 106.05 | 228.34 | 43.71 | 134.32 | 115.78 | 31.95 | 138.27 |
| Oct | 127.45 | 106.97 | 233.83 | 74.30 | 134.58 | 115.58 | 46.39 | 139.34 |
| Dec | 132.81 | 120.18 | 246.02 | 75.42 | 134.36 | 115.25 | 49.79 | 135.71 |
| Dec | 150.16 | 118.00 | 252.74 | 29.37 | 134.98 | 115.44 | 56.87 | 147.24 |
| 2017 Jan | 155.10 | 117.06 | 208.34 | 41.89 | 135.20 | 115.84 | 72.94 | 151.62 |
| Feb | 158.20 | 111.90 | 252.83 | 53.55 | 135.29 | 115.91 | 73.73 | 148.29 |
| Mar | 173.72 | 110.45 | 258.74 | 46.64 | 135.46 | 116.17 | 81.36 | 155.80 |
| Apr | 143.35 | 109.67 | 223.91 | 66.78 | 134.29 | 114.60 | 75.09 | 149.81 |
| May | 134.20 | 110.85 | 251.53 | 36.30 | 134.52 | 115.11 | 73.25 | 150.38 |
| Jun | 126.38 | 136.87 | 242.38 | 77.74 | 134.31 | 114.28 | 59.47 | 150.79 |
| Jul | 133.00 | 129.84 | 230.77 | 101.93 | 134.13 | 115.59 | 67.30 | 132.73 |
| Aug | 137.81 | 109.15 | 236.51 | 95.42 | 134.27 | 115.26 | 69.20 | 153.52 |

QUANTUM INDEX NUMBERS OF LARGE SCALE MANUFACTURING INDUSTRIES



Source:- (i) Provincial Bureaux of Statistics
(ii) Ministry of Industries

Contd.

5.1 Quantum Index Numbers of Large-Scale Manufacturing Industries

| Year/month | Selected Items | | | | | |
|-----------------|----------------|-------------|----------------|-----------------|--------|--------|
| | Cement | Auto Mobile | Fertilizers | | | |
| | | | Nit Fertilizer | Phos Fertilizer | Total | |
| (2005-2006=100) | | | | | | |
| 2012-13 | 167.29 | 93.54 | 88.40 | 133.94 | 92.49 | |
| 2013-14 | 169.24 | 91.15 | 104.81 | 137.52 | 107.75 | |
| 2014-15 | 173.37 | 112.59 | 108.90 | 150.60 | 112.66 | |
| 2015-16 | 190.86 | 130.74 | 125.14 | 160.00 | 128.28 | |
| 2016-17 | 199.42 | 145.41 | 127.03 | 164.74 | 133.06 | |
| 2016 | Aug | 204.65 | 149.55 | 133.95 | 180.60 | 138.33 |
| | Sep | 186.88 | 131.29 | 135.83 | 180.77 | 139.88 |
| | Oct | 207.76 | 143.36 | 130.16 | 185.45 | 135.14 |
| | Nov | 224.18 | 149.48 | 131.50 | 170.76 | 135.03 |
| | Dec | 211.12 | 142.20 | 124.47 | 167.11 | 128.31 |
| 2017 | Jan | 190.76 | 157.00 | 102.75 | 74.43 | 100.20 |
| | Feb | 198.84 | 152.13 | 109.24 | 159.43 | 113.76 |
| | Mar | 226.31 | 162.95 | 139.80 | 184.03 | 143.78 |
| | Apr | 214.87 | 154.64 | 113.68 | 158.17 | 117.69 |
| | May | 210.60 | 167.24 | 142.49 | 185.06 | 146.32 |
| | Jun | 171.36 | 120.31 | 128.96 | 175.21 | 133.13 |
| | Jul | 200.71 | 163.42 | 128.79 | 169.73 | 132.48 |
| | Aug | 221.40 | 177.90 | 134.02 | 184.51 | 138.56 |

Source: (i) Provincial Bureau of Statistics
(ii) M/o. Industries & Production

5.2 Production of Manufacturing Items

| Year / Month | Vegetable Ghee (i) | | Sugar (i) | | Tea Blended (ii) | | |
|--------------|----------------------------|---------------------|----------------------------|---------------------|----------------------------|---------------------|-------|
| | No. of reporting factories | Production (Tonnes) | No. of reporting factories | Production (Tonnes) | No. of reporting factories | Production (Tonnes) | |
| 2012-13 | 87 | 1138754 | 78 | 5073501 | 5 | 90201 | |
| 2013-14 | 87 | 1185215 | 78 | 5582353 | 5 | 101758 | |
| 2014-15 | 87 | 1184760 | 84 | 5149776 | 5 | 117270 | |
| 2015-16 | 87 | 1244720 | 78 | 5114899 | 5 | 137818 | |
| 2016-17 | 94 | 1308851 | 84 | 7048558 | 10 | 150126 | |
| 2016 | Aug | 94 | 101618 | 84 | 0 | 10 | 12055 |
| | Sep | 94 | 101772 | 84 | 0 | 10 | 12102 |
| | Oct | 94 | 102658 | 84 | 0 | 10 | 12393 |
| | Dec | 94 | 115336 | 84 | 210278 | 10 | 13039 |
| | Dec | 94 | 113245 | 84 | 1199279 | 10 | 13395 |
| 2017 | Jan | 94 | 112346 | 84 | 1483452 | 10 | 11042 |
| | Feb | 94 | 107388 | 84 | 1507008 | 10 | 13400 |
| | Mar | 94 | 105996 | 84 | 2001381 | 10 | 13713 |
| | Apr | 94 | 105245 | 84 | 568227 | 10 | 11867 |
| | May | 94 | 106379 | 84 | 74685 | 10 | 13331 |
| | Jun | 94 | 131349 | 84 | 4248 | 10 | 12846 |
| | Jul | 94 | 124608 | 84 | 0 | 10 | 12231 |
| | Aug | 94 | 104755 | 84 | 0 | 10 | 12535 |

Contd.

5.2 Production of Manufacturing Items

| Year/month | Beverages (i) | | Cigarettes (ii) | | |
|------------|----------------------------|-------------------------|----------------------------|---------------------------|------|
| | No. of reporting factories | Production (000 litres) | No. of reporting factories | Production (Million Nos.) | |
| 2012-13 | 53 | 2078683 | 14 | 67377 | |
| 2013-14 | 53 | 2551646 | 14 | 64482 | |
| 2014-15 | 48 | 2955748 | 7 | 62667 | |
| 2015-16 | 48 | 3097646 | 7 | 53522 | |
| 2016-17 | 48 | 3451544 | 7 | 34342 | |
| 2016 | Aug | 48 | 372180 | 7 | 3403 |
| | Sep | 48 | 357301 | 7 | 2336 |
| | Oct | 48 | 303457 | 7 | 3971 |
| | Nov | 48 | 200680 | 7 | 4031 |
| | Dec | 48 | 156588 | 7 | 1570 |
| 2017 | Jan | 48 | 235388 | 7 | 2239 |
| | Feb | 48 | 259098 | 7 | 2862 |
| | Mar | 48 | 269366 | 7 | 2493 |
| | Apr | 48 | 302888 | 7 | 3569 |
| | May | 48 | 327484 | 7 | 1940 |
| | Jun | 48 | 308017 | 7 | 4155 |
| | Jul | 48 | 358881 | 7 | 5448 |
| | Aug | 48 | 374097 | 7 | 5100 |

* In the new base 2005-06 Beverages has been replaced by soft drinks, juices, syrups and squashes and liquors.

Source: (i) Provincial Bureaus of Statistics
(ii) M/o. Industries & Production

Contd.

5.2 Production of Manufacturing Items

| Year/Month | No. of reporting factories | Cotton Textiles (Mills sector) | | | | | | | | | | | | |
|------------|----------------------------|--------------------------------|--------------------|---------------------|-----------------------|--------------------|---------------------|--------------------------------|-----------------------------|------------------------------|------------------------------------|--------------------------------|-----------------------|---------------------------------------|
| | | Capacity installed | | | Capacity worked | | | Spindle hours worked (Mn. No.) | Looms hours worked (Mn.No.) | Rotors hours worked (Mn.No.) | Consumption of Raw Cotton (Tonnes) | Total Yarn Production (Tonnes) | Surplus Yarn (Tonnes) | Total Production of Cloth(000) (Sq.m) |
| | | No. of Spindles (000) | No. of Looms (000) | No. of Rotors (000) | No. of Spindles (000) | No. of Looms (000) | No. of Rotors (000) | | | | | | | |
| 2012-13 | 447 | 11945958 | 7723 | 213892 | 10871886 | 4899 | 150034 | 6425.1 | 1.95 | 41.29 | - | 3059976 | 2960.87 | 1029090 |
| 2013-14 | 411 | 13184340 | 7934 | 185387 | 10998890 | 5890 | 125420 | 6601.98 | 1.96 | 41.29 | - | 3323655 | 3222.13 | 1036100 |
| 2014-15 | 411 | 13184340 | 7934 | 185387 | 11057945 | 5234 | 113323 | 6559.47 | 2.00 | 41.03 | - | 3359978 | 3358.35 | 1036950 |
| 2015-16 | 408 | 13409420 | 8188 | 187259 | 11263025 | 5488 | 115041 | 78548.5 | 27.99 | 567.57 | - | 3415339 | 3301.64 | 1039183 |
| 2016-17 | 408 | 13409420 | 9084 | 198801 | 11288105 | 6384 | 126583 | 77478.7 | 30.09 | 602.84 | - | 3428048 | 3315.25 | 1043340 |
| 2016 Aug | 408 | 13409420 | 8323 | 189182 | 11263025 | 5623 | 116964 | 6545.71 | 2.42 | 48.09 | - | 284315 | 274.92 | 87150 |
| Sep | 408 | 13409420 | 8394 | 191105 | 11263025 | 5692 | 118887 | 6334.56 | 2.37 | 47.92 | - | 285050 | 275.65 | 87200 |
| Dec | 408 | 13409420 | 8467 | 193028 | 11263025 | 5761 | 120810 | 6545.71 | 2.48 | 50.32 | - | 285600 | 276.18 | 87050 |
| Nov | 408 | 13409420 | 8535 | 194951 | 11263025 | 5830 | 122733 | 6334.56 | 2.43 | 49.47 | - | 285125 | 275.73 | 86800 |
| Dec | 408 | 13409420 | 8601 | 196874 | 11263025 | 5899 | 124656 | 6545.71 | 2.54 | 51.92 | - | 286450 | 277.05 | 86950 |
| 2017 Jan | 408 | 13409420 | 8665 | 198801 | 11288105 | 5968 | 126583 | 6631.34 | 2.57 | 52.72 | - | 286900 | 277.5 | 87250 |
| Feb | 408 | 13409420 | 8728 | 198801 | 11288105 | 6037 | 126583 | 5989.59 | 2.34 | 47.62 | - | 287100 | 277.7 | 87300 |
| Mar | 408 | 13409420 | 8800 | 198801 | 11288105 | 6106 | 126583 | 6596.06 | 2.63 | 52.72 | - | 287450 | 278.05 | 87500 |
| Apr | 408 | 13409420 | 8872 | 198801 | 11288105 | 6175 | 126583 | 6417.42 | 2.57 | 51.02 | - | 284975 | 275.58 | 86315 |
| May | 408 | 13409420 | 8944 | 198801 | 11288105 | 6244 | 126583 | 6638.39 | 2.69 | 52.72 | - | 285460 | 276.06 | 86700 |
| Jun | 408 | 13409420 | 9014 | 198801 | 11288105 | 6384 | 126583 | 6424.25 | 2.66 | 51.02 | - | 285025 | 275.63 | 86075 |
| Jul | - | - | - | - | - | - | - | - | - | - | - | - | - | - |
| Aug | - | - | - | - | - | - | - | - | - | - | - | - | - | - |

5.2 Production of Manufacturing Items

| Year / Month | Cotton Cloth (Mills Sector) (Thousand square metres) | | | | | | | | | | | | | | | Grand Total |
|--------------|--|----------|----------------|---------|--------|--------|----------|----------------|---------|--------|--------|----------|----------------|---------|--------|-------------|
| | Fine | | | | | Medium | | | | | Coarse | | | | | |
| | Grey | Bleached | Dyed & Printed | Blended | Total | Grey | Bleached | Dyed & Printed | Blended | Total | Grey | Bleached | Dyed & Printed | Blended | Total | |
| 2012-13 | 330442 | 41820 | 85695 | 40890 | 498847 | 119658 | 53870 | 173116 | 4551 | 351195 | 115010 | 34699 | 23524 | 5815 | 179048 | 1029090 |
| 2013-14 | 331866 | 42582 | 88206 | 41322 | 503976 | 122718 | 55810 | 172038 | 6834 | 357400 | 116574 | 30150 | 18442 | 9558 | 174724 | 1036100 |
| 2014-15 | 331986 | 42702 | 88326 | 41442 | 504456 | 122838 | 55834 | 172146 | 7266 | 358084 | 116706 | 29154 | 18058 | 10492 | 174410 | 1036950 |
| 2015-16 | 332500 | 43042 | 88491 | 41699 | 505732 | 123095 | 55999 | 172216 | 7353 | 358663 | 116821 | 29281 | 18167 | 10537 | 174806 | 1039201 |
| 2016-17 | 336803 | 42804 | 89274 | 41990 | 510871 | 123823 | 55673 | 173343 | 6711 | 359550 | 117627 | 28629 | 17438 | 9175 | 172869 | 1043290 |
| 2016 Aug | 27952 | 3599 | 7431 | 3477 | 4259 | 10293 | 4659 | 14494 | 632 | 30078 | 9780 | 2437 | 1526 | 870 | 14613 | 87150 |
| Sep | 27969 | 3607 | 7439 | 3495 | 42510 | 10306 | 4672 | 14521 | 615 | 30114 | 9793 | 2425 | 1512 | 846 | 14576 | 87200 |
| Oct | 27986 | 3590 | 7422 | 3478 | 42476 | 10289 | 4650 | 14498 | 598 | 30035 | 9776 | 2403 | 1491 | 819 | 14489 | 87000 |
| Nov | 28003 | 3573 | 7405 | 3461 | 42442 | 10272 | 4628 | 14475 | 581 | 29956 | 9759 | 2381 | 1470 | 792 | 14402 | 86800 |
| Dec | 28020 | 3552 | 7422 | 3444 | 42438 | 10289 | 4606 | 14452 | 598 | 29945 | 9876 | 2403 | 1449 | 839 | 14567 | 86950 |
| 2017 Jan | 28074 | 3579 | 7439 | 3501 | 42593 | 10346 | 4628 | 14475 | 581 | 30030 | 9900 | 2445 | 1470 | 812 | 14627 | 87250 |
| Feb | 28160 | 3626 | 7456 | 3518 | 42760 | 10363 | 4650 | 14446 | 564 | 30023 | 9870 | 2413 | 1449 | 785 | 14517 | 87300 |
| Mar | 28247 | 3643 | 7473 | 3545 | 42908 | 10380 | 4672 | 14469 | 581 | 30102 | 9887 | 2435 | 1470 | 698 | 14490 | 87500 |
| Apr | 28130 | 3576 | 7406 | 3467 | 42579 | 10263 | 4550 | 14346 | 464 | 29623 | 9770 | 2313 | 1389 | 641 | 14113 | 86315 |
| May | 28247 | 3459 | 7523 | 3584 | 42813 | 10380 | 4672 | 14369 | 447 | 29868 | 9746 | 2291 | 1368 | 614 | 14019 | 86700 |
| Jun | 28130 | 3402 | 7466 | 3526 | 42524 | 10343 | 4620 | 14316 | 430 | 29707 | 9709 | 2239 | 1327 | 567 | 13842 | 86075 |
| Jul | - | - | - | - | - | - | - | - | - | - | - | - | - | - | - | - |
| Aug | - | - | - | - | - | - | - | - | - | - | - | - | - | - | - | - |

Source: Textile Commissioner's Organization, Karachi.

Contd.

5.2 Production of Manufacturing Items

| Year / month | No. of reporting factories | Jute Textiles | | | | | | | | | Raw Jute consumed (Bales) |
|--------------|----------------------------|--------------------|--------------|-----------------|--------------|---------------------|---------|---------|--------|--------|---------------------------|
| | | Capacity installed | | Capacity worked | | Production (Tonnes) | | | | | |
| | | No. of Spindles | No. of Looms | No. of Spindles | No. of Looms | Total | Hessian | Sacking | Others | | |
| 2012-13 | 10 | 36172 | 1851 | 25085 | 972 | 94087 | 15960 | 67138 | 10989 | 44661 | |
| 2013-14 | 10 | 36392 | 1755 | 23759 | 974 | 102820 | 12748 | 77188 | 12884 | 57118 | |
| 2014-15 | 10 | 24544 | 1092 | 20607 | 847 | 94392 | 13126 | 64840 | 16426 | 40107 | |
| 2015-16 | 10 | 24272 | 1134 | 8186 | 569 | 55377 | 13473 | 30027 | 11877 | 33205 | |
| 2016-17 | 10 | - | - | - | - | 59890 | 9466 | 36785 | 13639 | 261078 | |
| 2016 Aug | 10 | - | - | - | - | 3144 | 977 | 1308 | 859 | 35874 | |
| Sep | 10 | - | - | - | - | 2782 | 685 | 1209 | 888 | 21162 | |
| Oct | 10 | - | - | - | - | 4040 | 939 | 1596 | 1505 | 27330 | |
| Nov | 10 | - | - | - | - | 4336 | 896 | 1957 | 1483 | 32102 | |
| Dec | 10 | - | - | - | - | 4953 | 873 | 2624 | 1456 | 43844 | |
| 2017 Jan | 10 | - | - | - | - | 6352 | 822 | 3973 | 1557 | 59542 | |
| Feb | 10 | - | - | - | - | 6421 | 731 | 4419 | 1271 | - | |
| Mar | 10 | - | - | - | - | 7085 | 683 | 5262 | 1140 | - | |
| Apr | 10 | - | - | - | - | 6539 | 584 | 4936 | 1019 | - | |
| May | 10 | - | - | - | - | 6379 | 738 | 4688 | 953 | - | |
| Jun | 10 | - | - | - | - | 5179 | 767 | 3459 | 953 | - | |
| Jul | 10 | - | - | - | - | 5861 | 889 | 3707 | 1265 | - | |
| Aug | 10 | - | - | - | - | 6026 | 979 | 3790 | 1257 | - | |

Source: Pakistan Jute Mills Association, Lahore.

Contd.

5.2 Production of Manufacturing Items

| Year/month | Paper | | Paper Board | | |
|------------|----------------------------|---------------------|----------------------------|---------------------|-------|
| | No. of reporting factories | Production (Tonnes) | No. of reporting factories | Production (Tonnes) | |
| 2012-13 | 19 | 232361 | 12 | 381938 | |
| 2013-14 | 19 | 218655 | 12 | 465845 | |
| 2014-15 | 36 | 203994 | 21 | 415657 | |
| 2015-16 | 36 | 233146 | 21 | 376913 | |
| 2016-17 | 36 | 246915 | 21 | 406930 | |
| 2016 | Aug | 36 | 18499 | 21 | 35064 |
| | Sep | 36 | 19320 | 21 | 32975 |
| | Oct | 36 | 18256 | 21 | 34444 |
| | Nov | 36 | 20176 | 21 | 31151 |
| | Dec | 36 | 20619 | 21 | 35066 |
| 2017 | Jan | 36 | 21822 | 21 | 35520 |
| | Feb | 36 | 22888 | 21 | 33194 |
| | Mar | 36 | 23093 | 21 | 35832 |
| | Apr | 36 | 20981 | 21 | 35679 |
| | May | 36 | 21260 | 21 | 35615 |
| | Jun | 36 | 22563 | 21 | 34467 |
| | Jul | 36 | 17042 | 21 | 33156 |
| | Aug | 36 | 17778 | 21 | 36602 |

5.2 Production of Manufacturing Items

| Year / month | Chemicals (Tonnes) | | | | | |
|--------------|----------------------------|--------------|------------------|---------------------|-------------------|------|
| | No. of reporting factories | Soda Ash (i) | Caustic Soda (i) | Sulphuric Acid (ii) | Chlorine Gas (ii) | |
| 2012-13 | 2 | 366238 | 182869 | 89431 | 15495 | |
| 2013-14 | 2 | 409148 | 167465 | 85348 | 14960 | |
| 2014-15 | 2 | 437106 | 183952 | 70229 | 17355 | |
| 2015-16 | 2 | 468507 | 225250 | 75139 | 16397 | |
| 2016-17 | 2 | 479718 | 223893 | 57001 | 16566 | |
| 2016 | Aug | 2 | 40376 | 15117 | 8323 | 1499 |
| | Sep | 2 | 39575 | 16606 | 3982 | 1434 |
| | Oct | 2 | 41149 | 19382 | 4200 | 1427 |
| | Nov | 2 | 41134 | 18913 | 3927 | 1481 |
| | Dec | 2 | 42247 | 16922 | 4859 | 1466 |
| 2017 | Jan | 2 | 42506 | 17760 | 3469 | 1500 |
| | Feb | 2 | 33550 | 19095 | 3728 | 1401 |
| | Mar | 2 | 38720 | 20764 | 5581 | 1399 |
| | Apr | 2 | 39552 | 20780 | 4152 | 1177 |
| | May | 2 | 41880 | 21052 | 5160 | 1447 |
| | Jun | 2 | 40067 | 21012 | 5095 | 1353 |
| | Jul | 2 | 39999 | 20459 | 5299 | 1399 |
| | Aug | 2 | 39998 | 19079 | 7155 | 1465 |

Source:- (i) Provincial Bureaus of Statistics
(ii) M/o. Industries & Production.

Contd.

5.2 Production of Manufacturing Items

| Year/ month | Chemical Fertilizers (Tonnes) (i) | | | | | | Paints & Varnishes Solid(ii) | | Paints & Varnishes Liquid (ii) | |
|-------------|-----------------------------------|---------|-----------------|------------------|-----------------|-------------------|------------------------------|---------------------|--------------------------------|------------------------|
| | No. of reporting factories | Urea | Super Phosphate | Ammonium Nitrate | Nitro Phosphate | DI.Amm. Phosphate | No. of reporting factories | Production (Tonnes) | No. of reporting factories | Production (000 Ltrs.) |
| 2012-13 | 11 | 4215088 | 79304 | 401270 | 291922 | 729917 | 22 | 28048 | 20 | 40528 |
| 2013-14 | 11 | 4930283 | 87754 | 519104 | 447168 | 693142 | 22 | 37236 | 20 | 43077 |
| 2014-15 | 11 | 5073083 | 63583 | 569182 | 501901 | 754853 | 22 | 48631 | 20 | 54028 |
| 2015-16 | 11 | 5846881 | 84017 | 647351 | 594633 | 787578 | 22 | 53651 | 20 | 56563 |
| 2016-17 | 14 | 5846881 | 89461 | 647351 | 594633 | 787578 | 22 | 49658 | 20 | 50110 |
| 2016 Aug | 14 | 511799 | 9340 | 64118 | 63945 | 71480 | 22 | 4330 | 20 | 4552 |
| Sep | 14 | 518536 | 7806 | 63733 | 65625 | 69635 | 22 | 4191 | 20 | 4202 |
| Dec | 14 | 496943 | 13348 | 61849 | 62133 | 72207 | 22 | 3784 | 20 | 4194 |
| Nov | 14 | 512966 | 11533 | 52383 | 51736 | 68123 | 22 | 4176 | 20 | 4262 |
| Dec | 14 | 486157 | 5270 | 55803 | 45172 | 72241 | 22 | 3655 | 20 | 3850 |
| 2017 Jan | 14 | 403998 | 4744 | 41216 | 34314 | 24069 | 22 | 3629 | 20 | 4031 |
| Feb | 14 | 415413 | 4994 | 57681 | 50457 | 65694 | 22 | 3872 | 20 | 4151 |
| Mar | 14 | 534016 | 8249 | 72938 | 63041 | 73808 | 22 | 4284 | 20 | 4057 |
| Apr | 14 | 459052 | 4923 | 31508 | 28616 | 72023 | 22 | 4449 | 20 | 3809 |
| May | 14 | 548234 | 3147 | 63998 | 66965 | 73938 | 22 | 4552 | 20 | 4464 |
| Jun | 14 | 497243 | 2857 | 57562 | 60428 | 71847 | 22 | 4730 | 20 | 4553 |
| Jul | 14 | 501141 | 5775 | 53879 | 52152 | 69852 | 22 | 4158 | 20 | 4315 |
| Aug | 14 | 515008 | 6990 | 60500 | 65500 | 7010 | 22 | 4283 | 20 | 4459 |

Source: (i) Provincial Bureau of Statistics.
(ii) M/o. Industries & Production.

Contd.

5.2 Production of Manufacturing Items

| Year/Month | No. of Reporting Refineries | Petroleum Products (000 Ltrs.) | | | | | | | | | | | |
|------------|-----------------------------|--------------------------------|----------|--------------|-------------------|-------------------|-------------|-----------------|-------------------|----------------|--------|---------------------------|--------------------------|
| | | Jet Fuel | Kerosene | Motor Spirit | High Speed Diesel | Diesel Oil N.O.S. | Furnace Oil | Lubricating Oil | Jute Batching Oil | Solvent-Neptha | L.P.G. | Petroleum Products N.O.S. | Total Petroleum Products |
| 2012-13 | 4 | 936028 | 179871 | 2056737 | 4583975 | 40041 | 2777820 | 224823 | 3489 | 898671 | 420457 | 272492 | 12394404 |
| 2013-14 | 4 | 995514 | 175699 | 2171499 | 5088237 | 60893 | 3041178 | 224608 | 2789 | 1008195 | 380597 | 279584 | 13428792 |
| 2014-15 | 4 | 1032079 | 218450 | 2195500 | 5327291 | 56827 | 3121192 | 209475 | 2666 | 1382571 | 382403 | 296135 | 1422589 |
| 2015-16 | 4 | 1080694 | 183786 | 2215728 | 5235662 | 34949 | 3079585 | 233192 | 1758 | 1242104 | 441357 | 410817 | 14159638 |
| 2016-17 | 4 | 1134864 | 161097 | 2517957 | 5466522 | 28770 | 3215366 | 216810 | 2596 | 1026183 | 501370 | 367459 | 14638994 |
| 2016 Aug | 4 | 87984 | 14527 | 187747 | 446584 | 1966 | 249833 | 19024 | 192 | 83285 | 38267 | 34188 | 1163596 |
| Sep | 4 | 97442 | 12692 | 203790 | 484917 | 1322 | 281489 | 19876 | 8 | 95404 | 39471 | 28355 | 1264765 |
| Oct | 4 | 103891 | 17156 | 211330 | 449356 | 3207 | 287227 | 18080 | 289 | 84021 | 41225 | 37461 | 1253244 |
| Nov | 4 | 88835 | 14013 | 202689 | 463708 | 1203 | 273080 | 16532 | 199 | 85428 | 41095 | 32004 | 1218786 |
| Dec | 4 | 90501 | 13169 | 219242 | 471868 | 3277 | 296916 | 21359 | 170 | 80356 | 43508 | 32869 | 1273235 |
| 2017 Jan | 4 | 87485 | 19870 | 206593 | 408769 | 1858 | 250850 | 20989 | 172 | 80165 | 41041 | 19200 | 1136997 |
| Feb | 4 | 99681 | 8394 | 195017 | 429554 | 2605 | 249667 | 17296 | 306 | 86371 | 40922 | 22311 | 1152127 |
| Mar | 4 | 97638 | 11125 | 196467 | 399614 | 2818 | 223935 | 19518 | 336 | 95754 | 38819 | 30597 | 1116622 |
| Apr | 4 | 92595 | 13582 | 226775 | 484182 | 2589 | 263268 | 18204 | 290 | 84410 | 46224 | 34589 | 1266979 |
| May | 4 | 98990 | 15306 | 236322 | 487516 | 3456 | 269423 | 14675 | 203 | 85312 | 50686 | 38168 | 1300057 |
| Jun | 4 | 93354 | 12383 | 225000 | 474365 | 2963 | 279551 | 12471 | 296 | 76774 | 48031 | 34879 | 1260067 |
| Jul | 4 | 83838 | 14783 | 237000 | 474580 | 2149 | 283861 | 17210 | 161 | 88449 | 56285 | 33780 | 1291661 |
| Aug | 4 | 97125 | 11508 | 227532 | 569125 | 3413 | 357623 | 17952 | 266 | 124963 | 53828 | 36575 | 1499910 |

Source:- Oil Companies Advisory Committee.

Contd.

5.2 Production of Manufacturing Items

| Year/month | Manufacture/Assembly of Automobiles (Nos.) (i) | | | | | | | Bicycles (ii) | | |
|------------|--|----------------|---------------------------------|--------|-------|-----------------|----------|----------------------------------|----------------------|-------|
| | Cars | Jeeps (4x4) | Light commercial vehicles | Trucks | Buses | Motor Cycles | Tractors | No. of reporting factories | Production (Nos.) | |
| 2012-13 | 120332 | 1475 | 14517 | 1923 | 522 | 1675071 | 50871 | 5 | 232979 | |
| 2013-14 | 116281 | 1217 | 17477 | 2674 | 559 | 1728137 | 34524 | 5 | 203669 | |
| 2014-15 | 152524 | 1109 | 28189 | 4039 | 575 | 1777251 | 48883 | 3 | 210931 | |
| 2015-16 | 179944 | 773 | 35836 | 5666 | 1070 | 2071123 | 34914 | 3 | 198736 | |
| 2016-17 | 186936 | 3530 | 24265 | 7712 | 1118 | 2500650 | 53975 | 3 | 200210 | |
| 2016 | Aug | 16733 | 82 | 2798 | 686 | 139 | 203923 | 2717 | 3 | 15917 |
| | Sep | 14435 | 78 | 2230 | 600 | 118 | 187744 | 2453 | 3 | 15910 |
| | Oct | 15312 | 0 | 1477 | 652 | 120 | 214246 | 4225 | 3 | 15910 |
| | Dec | 16124 | 0 | 1863 | 676 | 71 | 217265 | 5427 | 3 | 15990 |
| | Dec | 15127 | 2 | 2190 | 680 | 106 | 202052 | 4447 | 3 | 16033 |
| 2017 | Jan | 17630 | 207 | 2089 | 580 | 49 | 233057 | 4647 | 3 | 17067 |
| | Feb | 17071 | 152 | 1990 | 502 | 85 | 210141 | 5519 | 3 | 17461 |
| | Mar | 18394 | 232 | 2010 | 601 | 85 | 213501 | 6436 | 3 | 17577 |
| | Apr | 15861 | 860 | 1922 | 746 | 68 | 213677 | 6365 | 3 | 17589 |
| | May | 17074 | 1020 | 2368 | 869 | 82 | 234459 | 5746 | 3 | 16998 |
| | Jun | 10684 | 838 | 1338 | 608 | 75 | 204804 | 3926 | 3 | 17473 |
| | Jul | 18681 | 866 | 2309 | 637 | 79 | 208388 | 5087 | 3 | 16081 |
| | Aug | 18681 | 970 | 2517 | 900 | 121 | 244760 | 5193 | 3 | 16204 |

Source:- (i) Provincial Bureau of Statistics
(ii) M/o. Industries & Production

Contd.

5.2 Production of Manufacturing Items

| Year/month | Steel Products (Tonnes) (i) | | | | | | |
|------------|-----------------------------|----------|---------|---|---|----------------------|---|
| | Coke | Pig iron | Billets | H.R. sheets/ strips/plates/ coils | C.R. sheets/ strips/plates/ coils | Galvanized sheets | |
| 2012-13 | 203359 | 201489 | 1638501 | 136823 | 14885 | 0 | |
| 2013-14 | 31924 | 89433 | 2128300 | 57114 | 4131 | 0 | |
| 2014-15 | 275777 | 265478 | 2730992 | 127028 | 2848 | 0 | |
| 2015-16 | 57394 | 1509 | 3183258 | 0 | 0 | 0 | |
| 2016-17 | 0 | 0 | 4099000 | 0 | 0 | 0 | |
| 2016 | Aug | 0 | 0 | 290000 | 0 | 0 | 0 |
| | Sep | 0 | 0 | 280000 | 0 | 0 | 0 |
| | Oct | 0 | 0 | 285000 | 0 | 0 | 0 |
| | Dec | 0 | 0 | 335000 | 0 | 0 | 0 |
| | Dec | 0 | 0 | 342000 | 0 | 0 | 0 |
| 2017 | Jan | 0 | 0 | 380222 | 0 | 0 | 0 |
| | Feb | 0 | 0 | 408000 | 0 | 0 | 0 |
| | Mar | 0 | 0 | 424000 | 0 | 0 | 0 |
| | Apr | 0 | 0 | 482000 | 0 | 0 | 0 |
| | May | 0 | 0 | 285000 | 0 | 0 | 0 |
| | Jun | 0 | 0 | 315000 | 0 | 0 | 0 |
| | Jul | 0 | 0 | 476000 | 0 | 0 | 0 |
| | Aug | 0 | 0 | 460000 | 0 | 0 | 0 |

5.2 Production of Manufacturing Items

| Year/Month | Cycle Tyres (i) | | Cycle Tubes (i) | | Motor tyres (i) | | Motor tubes (i) | | Cement (ii) | | |
|------------|----------------------------|-----------------------|----------------------------|-----------------------|----------------------------|-----------------------|----------------------------|-----------------------|----------------------------|---------------------|------|
| | No. of reporting factories | Production (000 Nos.) | No. of reporting factories | Production (000 Nos.) | No. of reporting factories | Production (000 Nos.) | No. of reporting factories | Production (000 Nos.) | No. of reporting factories | Production (000 MT) | |
| 2012-13 | 10 | 3429 | 10 | 7746 | 8 | 7864 | 8 | 20269 | 23 | 31055 | |
| 2013-14 | 10 | 4038 | 10 | 8061 | 8 | 8802 | 8 | 20825 | 23 | 31418 | |
| 2014-15 | 10 | 4633 | 10 | 8391 | 8 | 9058 | 8 | 22001 | 23 | 32185 | |
| 2015-16 | 10 | 4233 | 10 | 7285 | 8 | 9735 | 8 | 24467 | 23 | 35432 | |
| 2016-17 | 10 | 3950 | 10 | 7559 | 8 | 9727 | 8 | 24630 | 23 | 37021 | |
| 2016 | Aug | 10 | 339 | 10 | 640 | 8 | 843 | 8 | 2079 | 23 | 3166 |
| | Sep | 10 | 348 | 10 | 661 | 8 | 803 | 8 | 2101 | 23 | 2891 |
| | Oct | 10 | 372 | 10 | 677 | 8 | 795 | 8 | 2056 | 23 | 3214 |
| | Nov | 10 | 380 | 10 | 684 | 8 | 814 | 8 | 2052 | 23 | 3468 |
| | Dec | 10 | 316 | 10 | 623 | 8 | 797 | 8 | 2026 | 23 | 3266 |
| 2017 | Jan | 10 | 317 | 10 | 621 | 8 | 803 | 8 | 2025 | 23 | 2951 |
| | Feb | 10 | 317 | 10 | 624 | 8 | 787 | 8 | 2026 | 23 | 3076 |
| | Mar | 10 | 301 | 10 | 605 | 8 | 823 | 8 | 2050 | 23 | 3501 |
| | Apr | 10 | 309 | 10 | 617 | 8 | 826 | 8 | 2051 | 23 | 3324 |
| | May | 10 | 331 | 10 | 617 | 8 | 815 | 8 | 2040 | 23 | 3258 |
| | Jun | 10 | 324 | 10 | 604 | 8 | 794 | 8 | 2047 | 23 | 2651 |
| | Jul | 10 | 328 | 10 | 609 | 8 | 880 | 8 | 2062 | 23 | 3105 |
| | Aug | 10 | 336 | 10 | 638 | 8 | 859 | 8 | 2065 | 23 | 3425 |

Source:(i) Provincial Bureaus' of Statistics.
(ii) M/o. Industries & Production.

Contd.

5.2 Production of Manufacturing Items

| Year/month | No. of Reporting Factories | Electric Bulbs (iii) Production (000 Nos.) | No. of Reporting Factories | Electric Tubes (iii) Production (000 Metres) |
|------------|-------------------------------|---|-------------------------------|---|
| 2012-13 | 6 | 79743 | 0 | 0 |
| 2013-14 | 6 | 75106 | 0 | 0 |
| 2014-15 | 7 | 64623 | 0 | 0 |
| 2015-16 | 7 | 73457 | 0 | 0 |
| 2016-17 | 7 | 72148 | 0 | 0 |
| 2016 Aug | 7 | 5869 | 0 | 0 |
| Sep | 7 | 5610 | 0 | 0 |
| Oct | 7 | 5173 | 0 | 0 |
| Nov | 7 | 5237 | 0 | 0 |
| Dec | 7 | 5935 | 0 | 0 |
| 2017 Jan | 7 | 5870 | 0 | 0 |
| Dec | 7 | 5830 | 0 | 0 |
| Mar | 7 | 5580 | 0 | 0 |
| Apr | 7 | 5560 | 0 | 0 |
| May | 7 | 6197 | 0 | 0 |
| Jun | 7 | 6060 | 0 | 0 |
| Jul | 7 | 5923 | 0 | 0 |
| Aug | 7 | 5989 | 0 | 0 |

5.2 Production of Manufacturing Items

| Year/Month | Sewing Machines | | Electric Motors | | Electric Transformers | | T.V. Sets | | |
|------------|----------------------------|-------------------|----------------------------|-------------------|----------------------------|-------------------|----------------------------|-------------------|-------|
| | No. of reporting factories | Production (Nos.) | No. of reporting factories | Production (Nos.) | No. of reporting factories | Production (Nos.) | No. of reporting factories | Production (Nos.) | |
| 2012-13 | 8 | 32876 | 19 | 7539 | 7 | 26411 | 9 | 462938 | |
| 2013-14 | 8 | 19834 | 19 | 9906 | 7 | 12175 | 9 | 426600 | |
| 2014-15 | 8 | 19272 | 19 | 9013 | 7 | 24993 | 9 | 428164 | |
| 2015-16 | 8 | 13465 | 19 | 7319 | 7 | 32758 | 9 | 453205 | |
| 2016-17 | 8 | 18291 | 19 | 502 | 7 | 28802 | 9 | 438453 | |
| 2016 | Aug | 8 | 575 | 19 | 732 | 7 | 2237 | 9 | 34763 |
| | Sep | 8 | 487 | 19 | 773 | 7 | 2239 | 9 | 35900 |
| | Dec | 8 | 1828 | 19 | 769 | 7 | 1907 | 9 | 34590 |
| | Nov | 8 | 2760 | 19 | 740 | 7 | 2143 | 9 | 31845 |
| | Dec | 8 | 1771 | 19 | 752 | 7 | 1806 | 9 | 37071 |
| 2017 | Jan | 8 | 2518 | 19 | 522 | 7 | 2038 | 9 | 39633 |
| | Feb | 8 | 2897 | 19 | 791 | 7 | 2100 | 9 | 39022 |
| | Mar | 8 | 583 | 19 | 827 | 7 | 2107 | 9 | 39788 |
| | Apr | 8 | 2920 | 19 | 854 | 7 | 3297 | 9 | 38390 |
| | May | 8 | 598 | 19 | 626 | 7 | 2954 | 9 | 38205 |
| | Jun | 8 | 486 | 19 | 570 | 7 | 3547 | 9 | 37366 |
| | Jul | 8 | 1786 | 19 | 658 | 7 | 2274 | 9 | 35085 |
| | Aug | 8 | 612 | 19 | 733 | 7 | 2338 | 9 | 35360 |

Source: Provincial Bureaus of Statistics.

6. MONEY & CREDIT

6.1 Reserve Money

(Million Rupees)

| Components | 2012-13 | 2013-14 | 2014-15 (R) | 2015-16 | 2016-17 |
|--|------------------|----------------|----------------|----------------|----------------|
| A. Currency in Circulation | 1,939,267 | 2177873 | 2554749 | 3333784 | 3911212 |
| B. Cash in Tills | 110,867 | 139490 | 160299 | 229331 | 264627 |
| C. Other Deposits with SBP | 10,523 | 13147 | 13747 | 18756 | 22692 |
| D. Bank Deposits | 475,648 | 530746 | 413234 | 391760 | 669339 |
| Reserve Money (A+B+C+D) | 2,536,305 | 2861256 | 3142030 | 3973631 | 4867869 |
| Factor affecting Reserve Money (RM) | | | | | |
| A. Government Sector(1+2) | 2235863 | 2432250 | 1919064 | 1430400 | 2336915 |
| 1. Budgetary Borrowings | 2,212,823 | 2409794 | 1928868 | 1442243 | 2349900 |
| 2. Others | 23,040 | 22456 | -9803 | -11843 | 12985 |
| B. Non-Govt. Sector (1+2+3) | 295,111 | 494563 | 394911 | 402348 | 580162 |
| 1. Claims on Scheduled Banks (a+b+c+d+e) | 300,649 | 500041 | 400734 | 407364 | 480790 |
| a. Agriculture Sector | 52,278 | 51923 | 52026 | 51758 | 51384 |
| b. Industrial Sector | 41,057 | 42833 | 39405 | 42321 | 80279 |
| c. Export Sector | 177,756 | 160553 | 193124 | 204617 | 238383 |
| d. Housing Sector | -- | -- | -- | -- | -- |
| e. Others | 29,557 | 244731 | 116178 | 108668 | 110744 |
| 2. Claims on NBFIs | 18,537 | 18597 | 18252 | 19228 | 23467 |
| 3. Special a/c debt Repayment | -24,075 | -24075 | -24075 | -24244 | 75905 |
| C. Other Items (Net) | -128,620 | -555023 | 105639 | 1107867 | 1121883 |
| D. Net Domestic Assets (A+B+C) | 2,402,354 | 2371790 | 2419615 | 2940615 | 4038961 |
| E. Net Foreign Assets | 133,951 | 489467 | 722415 | 1033016 | 828908 |
| F. Reserve Money (D+E) | 2,536,305 | 2861256 | 3142030 | 3973631 | 4867869 |

R = Revised

Contd.

6.1 Reserve Money

(Million Rupees)

| Components | 2016 | | | |
|--|---------|---------|---------|---------|
| | Aug. | Sep. | Oct. | Nov. |
| A. Currency in Circulation | 3283592 | 3356716 | 3407431 | 3468910 |
| B. Cash in Tills | 162885 | 187810 | 168281 | 172037 |
| C. Other Deposits with SBP1 | 18979 | 18844 | 18812 | 18651 |
| D. Bank Deposits | 617948 | 647773 | 606536 | 579394 |
| Reserve Money (A+B+C+D) | 4083403 | 4211143 | 4201060 | 4238992 |
| Factor Affecting Reserve Money (RM) | | | | |
| A. Net Foreign Assets | 0 | 0 | 0 | 0 |
| B. Net Domestic Assets (1+2+3) | 0 | 0 | 0 | 0 |
| 1. Net Govt. Sector Borrowing (i+ii) | 0 | 0 | 0 | 0 |
| i. Borrowings for Budgetary Support | 0 | 0 | 0 | 0 |
| a) Federal Government | 0 | 0 | 0 | 0 |
| of which deposits with SBP | 0 | 0 | 0 | 0 |
| b) Provincial Government | 0 | 0 | 0 | 0 |
| Balochistan | 0 | 0 | 0 | 0 |
| Khyber Pakhtunkhwa | 0 | 0 | 0 | 0 |
| Punjab | 0 | 0 | 0 | 0 |
| Sindh | 0 | 0 | 0 | 0 |
| c) AJK Government | 0 | 0 | 0 | 0 |
| d) Gilgit-Baltistan | 0 | 0 | 0 | 0 |
| ii. Others | -12357 | -12071 | -12010 | -12085 |
| 2. Credit to Non-Govt. Sector (i+ii+iii) | 401523 | 414569 | 439338 | 463009 |
| i. Claims on Scheduled Banks(a+b+c+d+e) | 405321 | 417937 | 441980 | 465462 |
| a. Agriculture Sector | 51605 | 51564 | 51526 | 515577 |
| b. Industrial Sector | 47995 | 49056 | 50615 | 53608 |
| c. Export Sector | 197052 | 184011 | 206532 | 226970 |
| d. Housing Sector | -- | -- | - | - |
| e. Others | 108668 | 133306 | 133306 | 133306 |
| ii. Claims on NBFIs | 20446 | 20877 | 21602 | 21791 |
| iii. PSEs Special A/c Debt Repayment with SBP/PSPC* | -24244 | -24244 | -24244 | -24244 |
| 3. Other Items (Net) | 513051 | 715485 | 406869 | 236834 |
| Reserve Money (RM) (A+B) | 4083403 | 4211143 | 4201060 | 4238992 |

Contd.

6.1 Reserve Money

(Million Rupees)

| Components | 2016 | | | |
|--|---------|---------|---------|---------|
| | Dec. | Jan. | Feb. | Mar. |
| A. Currency in Circulation | 3402279 | 3474997 | 3501067 | 3484918 |
| B. Cash in Tills | 183844 | 171887 | 177172 | 196256 |
| C. Other Deposits with SBP1 | 19124 | 18635 | 18769 | 18818 |
| D. Bank Deposits | 632435 | 595530 | 558440 | 587977 |
| Reserve Money (A+B+C+D) | 4237683 | 4261048 | 4255447 | 4287969 |
| Factor Affecting Reserve Money (RM) | | | | |
| A. Net Foreign Assets | 1067573 | 997537 | 918173 | 877860 |
| B. Net Domestic Assets (1+2+3) | 3170110 | 3263511 | 3337275 | 3410108 |
| 1. Net Govt. Sector Borrowing (i+ii) | 2345875 | 2336743 | 2383846 | 2234585 |
| i. Borrowings for Budgetary Support | 2357448 | 2346456 | 2393528 | 2243832 |
| a) Federal Government | 2662882 | 2654158 | 2711773 | 2644550 |
| of which deposits with SBP | -237016 | -271718 | -294184 | -159460 |
| b) Provincial Government | -288831 | -290768 | -303108 | -390086 |
| Balochistan | -44108 | -40497 | -40429 | -41201 |
| Khyber Pakhtunkhwa | -60321 | -54674 | -58043 | -71242 |
| Punjab | -73012 | -83001 | -99471 | -170441 |
| Sindh | -111390 | -112595 | -105165 | -107201 |
| c) AJK Government | -1114 | -781 | 580 | 4078 |
| d) Gilgit-Baltistan | -15489 | -16152 | -15717 | -14711 |
| ii. Others | -11572 | -9713 | -9682 | -9247 |
| 2. Credit to Non-Govt. Sector (i+ii+iii) | 485602 | 496812 | 495611 | 499716 |
| i. Claims on Scheduled Banks(a+b+c+d+e) | 487644 | 498780 | 497452 | 501198 |
| a. Agriculture Sector | 51560 | 51470 | 51484 | 51463 |
| b. Industrial Sector | 57640 | 62228 | 66472 | 70950 |
| c. Export Sector | 242342 | 248981 | 243396 | 242984 |
| d. Housing Sector | - | - | - | - |
| e. Others | 136101 | 136101 | 136101 | 135801 |
| ii. Claims on NBFIs | 22202 | 22276 | 22403 | 22762 |
| iii. PSEs Special A/c Debt Repayment with SBP/PSPC* | -24244 | -24244 | -24244 | -24244 |
| 3. Other Items (Net) | 338632 | 429956 | 457817 | 675808 |
| Reserve Money (RM) (A+B) | 4237683 | 4261048 | 4255447 | 4287969 |

Contd.

6.1 Reserve Money

(Million Rupees)

| Components | 2017 | | | | |
|--|---------|---------|---------|---------|----------|
| | Apr. | May | Jun | Jul | Aug. (P) |
| A. Currency in Circulation | 3507568 | 3683822 | 3911212 | 3764742 | 3789321 |
| B. Cash in Tills | 232619 | 202584 | 264627 | 223885 | 227445 |
| C. Other Deposits with SBP1 | 22648 | 22726 | 22692 | 22864 | 23036 |
| D. Bank Deposits | 610289 | 631553 | 669339 | 673669 | 758261 |
| Reserve Money (A+B+C+D) | 4373124 | 4540686 | 4867869 | 4685159 | 4798064 |
| Factor Affecting Reserve Money (RM) | | | | | |
| A. Net Foreign Assets | 833071 | 924383 | 828908 | 688693 | 642350 |
| B. Net Domestic Assets (1+2+3) | 3540053 | 3616303 | 4038961 | 3996467 | 4155713 |
| 1. Net Govt. Sector Borrowing (i+ii) | 2297402 | 2355781 | 2336915 | 2594991 | 2575935 |
| i. Borrowings for Budgetary Support | 2306762 | 2364991 | 2349900 | 2608459 | 2589557 |
| a) Federal Government | 2718381 | 2734608 | 2440416 | 2760559 | 2714236 |
| of which deposits with SBP | -162378 | -201560 | -91238 | -516150 | -343928 |
| b) Provincial Government | -399121 | -359065 | -88555 | -142953 | -109183 |
| Balochistan | -47598 | -49388 | -1460 | -8273 | -10445 |
| Khyber Pakhtunkhwa | -56612 | -58834 | -30245 | -39110 | -16692 |
| Punjab | -187323 | -156641 | -38146 | -54549 | -41911 |
| Sindh | -107587 | -94202 | -18704 | -41021 | -40135 |
| c) AJK Government | 1216 | 2009 | 7279 | 2219 | -1708 |
| d) Gilgit-Baltistan | -13714 | -12562 | -9239 | -11366 | -13788 |
| ii. Others | -9360 | -9210 | -12985 | -13469 | -13622 |
| 2. Credit to Non-Govt. Sector (i+ii+iii) | 503989 | 503194 | 580162 | 593825 | 585718 |
| i. Claims on Scheduled Banks(a+b+c+d+e) | 505505 | 504280 | 480790 | 494395 | 486168 |
| a. Agriculture Sector | 51429 | 51458 | 51384 | 51265 | 51267 |
| b. Industrial Sector | 73600 | 76953 | 80279 | 82338 | 84795 |
| c. Export Sector | 244675 | 240068 | 238383 | 249994 | 239310 |
| d. Housing Sector | - | - | - | - | - |
| e. Others | 135801 | 135801 | 110744 | 110797 | 110797 |
| ii. Claims on NBFIs | 22728 | 23159 | 23467 | 23525 | 23645 |
| iii. PSEs Special A/c Debt Repayment with SBP/PSPC* | -24244 | -24244 | 75905 | 75905 | 75905 |
| 3. Other Items (Net) | 738662 | 757328 | 1121883 | 807651 | 994060 |
| Reserve Money (RM) (A+B) | 4373124 | 4540686 | 4867869 | 4685159 | 4798064 |

P Provisional

Source: State Bank Of Pakistan.

Note: 1. Excluding IMF A/c Nos. 1&2, SAF loan account, counterpart funds, deposits of foreign central banks, foreign govts. International organizations and deposit money banks.

i. Data is based on weekly returns. The quarterly data covers the period up to the last working day of the month and others months data up to the last working day of last week.

ii. Compilation of M I Based on weekly data has been discontinued and being compiled on monthly basis given in Table 2.1.

The comparison of weekly and monthly compilation methodologies is available link, [http:// www.sbp.org.pk/ecodata.asp](http://www.sbp.org.pk/ecodata.asp).

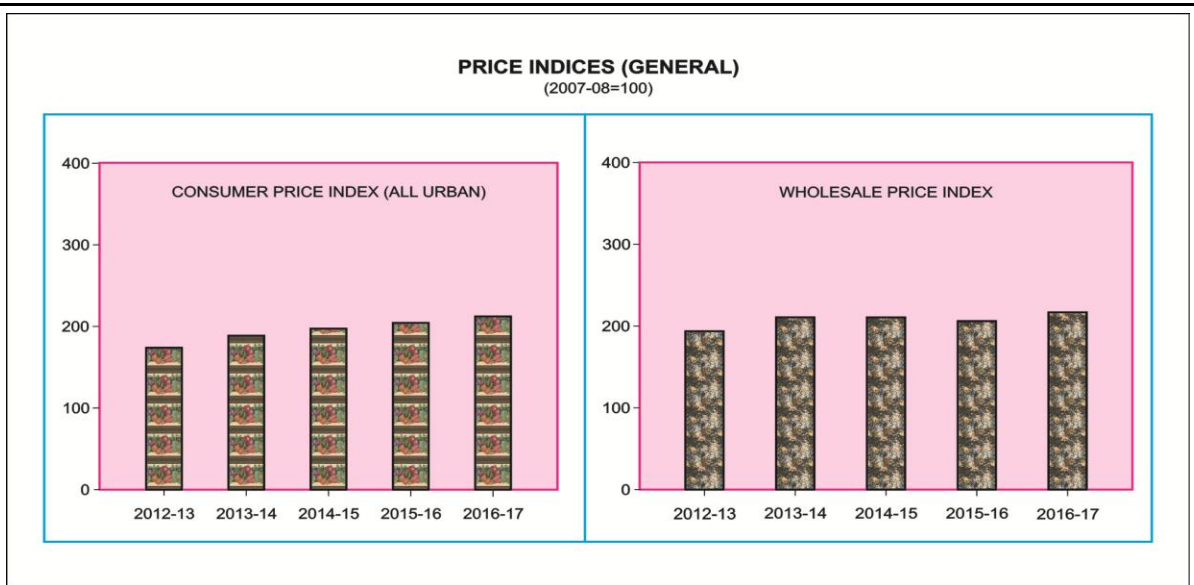
iii. Data from 30 June 2013 onward is revised on account of reclassification of SBP accounts.

* Includes investment of Rs. 100,149 million in Pakistan Security Printing Corporation (PSPC).

7. PRICE

7.1 Price Indices (General) with Percentage Change

| Year / month | Consumer price index (all urban) | | Wholesale Price Index | |
|-----------------|----------------------------------|-----------------------------------|-----------------------|-----------------------------------|
| | index | Annual/monthly rate of change (%) | index | Annual/monthly rate of change (%) |
| (2007-08 = 100) | | | | |
| 2012-13 | 174.53 | 7.36 | 194.61 | 7.35 |
| 2013-14 | 189.58 | 8.62 | 210.48 | 8.15 |
| 2014-15 | 198.16 | 4.53 | 209.85 | -0.30 |
| 2015-16 | 203.82 | 2.86 | 207.26 | -1.05 |
| 2016-17 | 212.29 | 4.16 | 216.02 | 4.04 |
| 2016 Aug | 209.46 | -0.30 | 215.75 | -0.03 |
| Sep | 209.88 | 0.20 | 214.61 | -0.53 |
| Oct | 211.57 | 0.81 | 214.53 | -0.04 |
| Nov | 212.01 | 0.21 | 214.07 | -0.21 |
| Dec | 210.57 | -0.68 | 213.76 | -0.14 |
| 2017 Jan | 210.94 | 0.18 | 214.84 | 0.51 |
| Feb | 211.54 | 0.28 | 215.86 | 0.47 |
| Mar | 213.32 | 0.84 | 217.29 | 0.66 |
| Apr | 216.30 | 1.40 | 219.22 | 0.89 |
| May | 216.33 | 0.01 | 218.78 | -0.20 |
| Jun | 215.45 | -0.41 | 217.77 | -0.46 |
| Jul | 216.19 | 0.34 | 217.24 | -0.24 |
| Aug | 216.61 | 0.19 | 217.96 | 0.33 |



7.2 Combined Sensitive Price Indicator (SPI) by Quantile

| Year/Month | Quantile | | | | | |
|---------------|----------|--------|--------|--------|--------|--------|
| | Q.1 | Q.2 | Q.3 | Q.4 | Q.5 | Q.6 |
| (2007-08=100) | | | | | | |
| 2012 - 13 | 184.04 | 190.29 | 189.05 | 190.39 | 190.78 | 189.61 |
| 2013 - 14 | 201.15 | 206.95 | 208.93 | 210.70 | 209.74 | 208.66 |
| 2014 - 15 | 204.66 | 210.75 | 213.79 | 215.40 | 212.95 | 212.61 |
| 2015 - 16 | 207.35 | 214.44 | 215.92 | 219.76 | 216.77 | 216.09 |
| 2016 - 17 | 210.59 | 218.47 | 219.31 | 224.08 | 221.11 | 220.10 |
| 2016 Aug | 210.07 | 219.49 | 218.24 | 222.64 | 219.11 | 218.66 |
| Sep | 210.31 | 219.35 | 218.33 | 222.7 | 219.03 | 218.67 |
| Oct | 211.71 | 218.95 | 219.81 | 224.2 | 220.42 | 220.11 |
| Nov | 212.4 | 219.58 | 220.41 | 224.77 | 220.95 | 220.68 |
| Dec | 210.74 | 218.08 | 219.12 | 223.75 | 220.49 | 219.73 |
| 2017 Jan | 209.06 | 216.45 | 217.53 | 222.27 | 219.39 | 218.35 |
| Feb | 209.50 | 217.04 | 218.21 | 223.13 | 220.57 | 219.25 |
| Mar | 213.26 | 221.11 | 222.53 | 227.66 | 225.07 | 223.62 |
| Apr | 211.31 | 219.28 | 220.76 | 226.03 | 223.82 | 222.07 |
| May | 209.42 | 217.49 | 219.03 | 224.41 | 222.49 | 220.51 |
| Jun | 209.71 | 217.96 | 219.50 | 224.70 | 222.37 | 220.68 |
| Jul | 208.76 | 216.83 | 218.32 | 223.29 | 220.70 | 219.28 |
| Aug | 216.40 | 215.00 | 218.04 | 217.58 | 218.66 | 215.29 |

7.3 Combined Consumer Price Index Numbers by Commodity Groups

| Year/ month | General | Food & Non - Alcoholic Beverages | Alcoholic Beverages Tobacco | Clothing & Footwear | Housing water, Elec,Gas Fuels | H.hold Equip & Repair, Maintain- ance | Health | Trans- port | Communi- cation | Recre- ation & Culture | Educa- tion | Restau- rants & Hotels | Miscellne- ous goods & services |
|----------------|---------|---|-----------------------------------|---------------------------|--|---|--------|----------------|--------------------|---------------------------------|----------------|------------------------------|--|
| (2007-08=100) | | | | | | | | | | | | | |
| 2012-13 | 174.53 | 195.05 | 191.02 | 175.58 | 151.34 | 179.87 | 156.56 | 186.43 | 126.16 | 169.07 | 156.69 | 203.63 | 199.49 |
| 2013-14 | 189.58 | 211.75 | 223.38 | 198.01 | 164.60 | 195.85 | 167.15 | 195.15 | 129.76 | 183.77 | 172.57 | 228.61 | 210.15 |
| 2014-15 | 198.16 | 217.32 | 269.93 | 213.82 | 174.93 | 208.68 | 176.19 | 187.22 | 130.09 | 190.29 | 196.40 | 244.58 | 221.13 |
| 2015-16 | 203.82 | 219.42 | 329.25 | 224.18 | 183.90 | 217.38 | 182.69 | 174.25 | 130.56 | 194.20 | 213.02 | 256.79 | 228.22 |
| 2016-17 | 212.29 | 226.59 | 368.88 | 233.36 | 192.91 | 223.90 | 201.82 | 172.93 | 131.79 | 196.31 | 235.65 | 269.92 | 240.23 |
| 2016 Aug | 209.46 | 225.91 | 365.41 | 230.14 | 188.91 | 222.31 | 189.42 | 170.10 | 130.90 | 195.77 | 225.17 | 265.77 | 237.38 |
| Sep | 209.88 | 226.30 | 364.13 | 230.47 | 188.90 | 222.27 | 192.00 | 170.31 | 130.88 | 196.15 | 230.54 | 266.11 | 236.99 |
| Oct | 211.57 | 228.30 | 364.39 | 231.18 | 191.56 | 222.66 | 193.78 | 170.40 | 131.26 | 196.21 | 232.15 | 266.35 | 237.26 |
| Nov | 212.01 | 228.74 | 365.33 | 232.18 | 191.64 | 223.21 | 195.28 | 170.65 | 131.52 | 196.40 | 233.40 | 267.68 | 238.33 |
| Dec | 210.57 | 223.58 | 373.34 | 233.48 | 191.70 | 223.65 | 195.93 | 172.01 | 131.53 | 196.50 | 233.40 | 268.22 | 237.77 |
| 2017 Jan | 210.94 | 221.00 | 377.97 | 234.02 | 194.42 | 223.92 | 208.45 | 172.81 | 131.54 | 196.73 | 233.41 | 268.90 | 238.58 |
| Feb | 211.54 | 221.66 | 379.55 | 234.34 | 194.45 | 224.32 | 210.17 | 174.75 | 131.58 | 196.88 | 233.96 | 269.63 | 241.06 |
| Mar | 213.32 | 226.16 | 380.92 | 234.46 | 194.44 | 224.59 | 211.21 | 175.69 | 132.69 | 197.14 | 233.98 | 271.02 | 242.19 |
| Apr | 216.30 | 230.25 | 382.78 | 235.61 | 196.62 | 224.95 | 212.43 | 176.33 | 132.87 | 196.02 | 249.20 | 275.88 | 244.71 |
| May | 216.33 | 229.65 | 383.32 | 236.71 | 196.70 | 226.42 | 212.65 | 176.43 | 132.87 | 196.12 | 249.23 | 277.29 | 245.99 |
| Jun | 215.45 | 229.18 | 324.60 | 237.99 | 196.71 | 226.80 | 212.66 | 175.87 | 132.91 | 196.15 | 249.26 | 277.76 | 246.71 |
| Jul | 216.19 | 229.99 | 306.67 | 238.66 | 198.88 | 227.74 | 212.91 | 175.18 | 132.88 | 196.09 | 249.54 | 278.44 | 247.19 |
| Aug | 216.61 | 230.99 | 306.25 | 239.19 | 198.93 | 228.05 | 213.05 | 174.61 | 133.03 | 196.33 | 249.61 | 278.44 | 248.46 |

**7.4: Consumer Price Index Numbers by Major Groups
and Selected Commodities
(2007-2008=100)**

| Item and Specification | Weight | Index Numbers | | | % Change in Aug., 2017 over | |
|---|----------|---------------|------------|------------|--------------------------------|---------------|
| | | Aug., 2017 | July, 2017 | Aug., 2016 | July, 2017 | Aug., 2016 |
| <u>General</u> | 100.0000 | 216.61 | 216.19 | 209.46 | + | 0.19 + 3.41 |
| <u>Food and non-alcoholic Beverages</u> | 34.8343 | 230.99 | 229.99 | 225.91 | + | 0.43 + 2.25 |
| 1 Wheat | 0.3477 | 190.80 | 191.16 | 193.50 | - | 0.19 - 1.40 |
| 2 Wheat Flour | 4.1648 | 203.10 | 204.66 | 209.16 | - | 0.76 - 2.90 |
| 3 Wheat Product | 0.0959 | 212.62 | 213.98 | 215.54 | - | 0.64 - 1.35 |
| 4 Besan | 0.1500 | 279.13 | 283.83 | 327.65 | - | 1.66 - 14.81 |
| 5 Rice | 1.5821 | 182.03 | 179.16 | 159.75 | + | 1.60 + 13.95 |
| 6 Cereals | 0.1563 | 255.72 | 255.20 | 250.03 | + | 0.20 + 2.28 |
| 7 Bakery & Confectionary | 1.1550 | 218.89 | 218.39 | 215.45 | + | 0.23 + 1.60 |
| 8 Nimco | 0.4574 | 255.83 | 255.18 | 248.87 | + | 0.25 + 2.80 |
| 9 Meat | 2.4303 | 284.04 | 278.70 | 263.86 | + | 1.92 + 7.65 |
| 10 Chicken | 1.3596 | 179.73 | 190.36 | 157.45 | - | 5.58 + 14.15 |
| 11 Fish | 0.2970 | 216.37 | 214.09 | 218.81 | + | 1.06 - 1.12 |
| 12 Milk Fresh | 6.6800 | 276.02 | 275.62 | 266.37 | + | 0.15 + 3.62 |
| 13 Milk Products | 0.6338 | 265.43 | 264.40 | 256.76 | + | 0.39 + 3.38 |
| 14 Milk Powder | 0.1129 | 234.41 | 234.53 | 236.75 | - | 0.05 - 0.99 |
| 15 Eggs | 0.4555 | 197.47 | 193.19 | 192.60 | + | 2.22 + 2.53 |
| 16 Mustard Oil | 0.0952 | 160.10 | 159.87 | 154.01 | + | 0.14 + 3.95 |
| 17 Cooking Oil | 1.7538 | 138.09 | 138.25 | 133.69 | - | 0.12 + 3.29 |
| 18 Vegetable Ghee | 2.0714 | 143.05 | 142.80 | 136.99 | + | 0.18 + 4.42 |
| 19 Dry Fruits | 0.2543 | 263.32 | 264.33 | 262.69 | - | 0.38 + 0.24 |
| 20 Fresh Fruits | 1.8649 | 267.92 | 284.14 | 235.74 | - | 5.71 + 13.65 |
| 21 Pulse Masoor | 0.2712 | 174.98 | 178.60 | 214.39 | - | 2.03 - 18.38 |
| 22 Pulse Moong | 0.2336 | 239.10 | 243.58 | 292.35 | - | 1.84 - 18.21 |
| 23 Pulse Mash (Washed) | 0.2098 | 272.32 | 279.76 | 373.69 | - | 2.66 - 27.13 |
| 24 Pulse Gram | 0.2361 | 276.43 | 281.95 | 344.99 | - | 1.96 - 19.87 |
| 25 Gram Whole | 0.1616 | 287.53 | 287.96 | 303.31 | - | 0.15 - 5.20 |
| 26 Beans | 0.0269 | 244.13 | 242.51 | 235.74 | + | 0.67 + 3.56 |
| 27 Potatoes | 0.4699 | 266.30 | 261.30 | 242.67 | + | 1.91 + 9.74 |
| 28 Onion | 0.5340 | 243.40 | 181.81 | 168.93 | + | 33.88 + 44.08 |
| 29 Tomatoes | 0.4419 | 162.16 | 128.96 | 202.32 | + | 25.74 - 19.85 |
| 30 Fresh Vegetables | 1.6802 | 264.85 | 262.61 | 282.55 | + | 0.85 - 6.26 |
| 31 Sugar | 1.0445 | 214.35 | 200.46 | 253.85 | + | 6.93 - 15.56 |
| 32 Gur | 0.0220 | 259.38 | 260.49 | 288.05 | - | 0.43 - 9.95 |
| 33 Honey | 0.0446 | 332.15 | 331.37 | 312.60 | + | 0.24 + 6.25 |
| 34 SweetMeat | 0.2483 | 252.57 | 251.88 | 243.97 | + | 0.27 + 3.53 |
| 35 Beverages | 1.1990 | 226.10 | 226.09 | 221.76 | + | 0.00 + 1.96 |
| 36 Jam, Tomato Ketchup & Pickles | 0.2454 | 219.51 | 218.93 | 215.53 | + | 0.26 + 1.85 |
| 37 Condiments | 0.2656 | 270.57 | 269.74 | 262.89 | + | 0.31 + 2.92 |
| 38 Spices | 0.5441 | 238.53 | 236.34 | 242.16 | + | 0.93 - 1.50 |
| 39 Tea | 0.8377 | 289.16 | 291.89 | 255.57 | - | 0.94 + 13.14 |
| <u>Alcoholic Beverages, Tobacco</u> | 1.4135 | 306.25 | 306.67 | 365.41 | - | 0.14 - 16.19 |
| 40 Cigarettes | 1.3906 | 307.18 | 307.56 | 367.46 | - | 0.12 - 16.40 |
| 41 Betel Leaves & Nuts | 0.0229 | 250.15 | 252.67 | 241.23 | - | 1.00 + 3.70 |
| <u>Clothing and footwear</u> | 7.5708 | 239.19 | 238.66 | 230.14 | + | 0.22 + 3.93 |
| 42 Cotton Cloth | 1.7286 | 232.48 | 232.33 | 225.23 | + | 0.06 + 3.22 |
| 43 Woolen Cloth | 0.8759 | 257.77 | 256.60 | 244.64 | + | 0.46 + 5.37 |
| 44 Readymade Garments | 0.9739 | 247.56 | 247.08 | 238.15 | + | 0.19 + 3.95 |
| 45 Woolen Readymade Garments | 0.3964 | 258.31 | 258.31 | 253.10 | + | 0.00 + 2.06 |

Contd.

**7.4: Consumer Price Index Numbers by Major Groups
and Selected Commodities
(2007-2008=100)**

| Item and Specification | Weight | Index Numbers | | | % Change in Aug., 2017 over | |
|---|----------------|---------------|---------------|---------------|--------------------------------|----------------|
| | | Aug., 2017 | July, 2017 | Aug., 2016 | July, 2017 | Aug., 2016 |
| 46 Hosiery | 0.5094 | 249.96 | 248.56 | 243.83 | + 0.56 | + 2.51 |
| 47 Dopatta | 0.4412 | 246.66 | 246.51 | 241.64 | + 0.06 | + 2.08 |
| 48 Cleaning and Laundry | 0.2110 | 271.61 | 270.83 | 253.54 | + 0.29 | + 7.13 |
| 49 Tailoring | 0.8840 | 324.27 | 322.81 | 298.65 | + 0.45 | + 8.58 |
| 50 Footwear | 1.5504 | 167.45 | 167.43 | 166.50 | + 0.01 | + 0.57 |
| <u>Housing, water, Elec., Gas and other fuels</u> | <u>29.4149</u> | <u>198.93</u> | <u>198.88</u> | <u>188.91</u> | <u>+ 0.03</u> | <u>+ 5.30</u> |
| 51 House Rent | 21.8149 | 191.49 | 191.49 | 178.64 | + 0.00 | + 7.19 |
| 52 Construction Input Items | 0.5623 | 254.56 | 254.05 | 248.07 | + 0.20 | + 2.62 |
| 53 Construction Wage Rates | 0.3331 | 245.58 | 242.75 | 230.47 | + 1.17 | + 6.56 |
| 54 Water Supply | 0.4971 | 171.58 | 171.58 | 163.32 | + 0.00 | + 5.06 |
| 55 Electricity | 4.3985 | 238.10 | 238.10 | 238.10 | + 0.00 | + 0.00 |
| 56 Gas | 1.5756 | 158.08 | 158.08 | 158.08 | + 0.00 | + 0.00 |
| 57 Kerosene Oil | 0.0057 | 197.81 | 198.67 | 194.46 | - 0.43 | + 1.72 |
| 58 Firewood Whole | 0.2277 | 291.56 | 290.72 | 284.20 | + 0.29 | + 2.59 |
| <u>Furnishing and household equipment</u> | <u>4.2082</u> | <u>228.05</u> | <u>227.74</u> | <u>222.31</u> | <u>+ 0.14</u> | <u>+ 2.58</u> |
| 59 Furniture | 0.3315 | 220.16 | 219.56 | 212.13 | + 0.27 | + 3.79 |
| 60 Household Textiles | 0.6489 | 230.07 | 229.70 | 221.72 | + 0.16 | + 3.77 |
| 61 Household Equipment | 0.5936 | 183.18 | 182.79 | 178.57 | + 0.21 | + 2.58 |
| 62 Utensils | 0.3212 | 233.80 | 232.63 | 223.28 | + 0.50 | + 4.71 |
| 63 Plastic Products | 0.2547 | 211.37 | 211.07 | 207.81 | + 0.14 | + 1.71 |
| 64 Washing Soaps & Detergents | 0.7893 | 232.80 | 232.61 | 228.30 | + 0.08 | + 1.97 |
| 65 Sewing Needle & Dr Cell | 0.1496 | 207.74 | 207.74 | 208.41 | + 0.00 | - 0.32 |
| 66 Household Servant | 1.0432 | 254.90 | 254.90 | 249.98 | + 0.00 | + 1.97 |
| 67 Marriage Hall Charges | 0.0762 | 249.20 | 248.67 | 243.04 | + 0.21 | + 2.53 |
| <u>Health</u> | <u>2.1868</u> | <u>213.05</u> | <u>212.91</u> | <u>189.42</u> | <u>+ 0.07</u> | <u>+ 12.47</u> |
| 68 Drugs & Medicines | 1.2667 | 185.27 | 185.10 | 156.31 | + 0.09 | + 18.53 |
| 69 Medical Equipments | 0.0080 | 251.81 | 251.81 | 236.25 | + 0.00 | + 6.59 |
| 70 Doctor (MBBS) Clinic Fee | 0.5904 | 280.95 | 280.95 | 260.45 | + 0.00 | + 7.87 |
| 71 Medical Tests | 0.3217 | 196.81 | 196.54 | 188.31 | + 0.14 | + 4.51 |
| <u>Transport</u> | <u>7.2023</u> | <u>174.61</u> | <u>175.18</u> | <u>170.10</u> | <u>- 0.33</u> | <u>+ 2.65</u> |
| 72 Motor Vehicles | 0.6630 | 176.59 | 176.06 | 170.42 | + 0.30 | + 3.62 |
| 73 Motor Vehicle Accessories | 0.2439 | 211.91 | 211.42 | 214.24 | + 0.23 | - 1.09 |
| 74 Motor Fuel | 3.0269 | 144.27 | 145.84 | 135.58 | - 1.08 | + 6.41 |
| 75 Mechanical Service | 0.4552 | 232.07 | 231.88 | 227.40 | + 0.08 | + 2.05 |
| 76 Motor Vehicle Tax | 0.1099 | 210.18 | 210.18 | 210.18 | + 0.00 | + 0.00 |
| 77 Transport Services | 2.7034 | 193.59 | 193.59 | 193.40 | + 0.00 | + 0.10 |
| <u>Communication</u> | <u>3.2198</u> | <u>133.03</u> | <u>132.88</u> | <u>130.90</u> | <u>+ 0.11</u> | <u>+ 1.63</u> |
| 78 Postal Services | 0.0662 | 250.44 | 250.44 | 240.63 | + 0.00 | + 4.08 |
| 79 Communication & Apparatus | 3.1536 | 130.56 | 130.41 | 128.59 | + 0.12 | + 1.53 |
| <u>Recreation and culture</u> | <u>2.0227</u> | <u>196.33</u> | <u>196.09</u> | <u>195.77</u> | <u>+ 0.12</u> | <u>+ 0.29</u> |
| 80 Recreation & Culture | 0.8634 | 129.38 | 129.20 | 128.83 | + 0.14 | + 0.43 |
| 81 Text Books | 0.5706 | 287.98 | 287.98 | 292.41 | + 0.00 | - 1.51 |
| 82 Newspapers | 0.1934 | 182.90 | 181.78 | 175.49 | + 0.62 | + 4.22 |
| 83 Stationery | 0.3953 | 216.82 | 216.54 | 212.39 | + 0.13 | + 2.09 |
| <u>Education</u> | <u>3.9431</u> | <u>249.61</u> | <u>249.54</u> | <u>225.17</u> | <u>+ 0.03</u> | <u>+ 10.85</u> |
| 84 Education | 3.9431 | 249.61 | 249.54 | 225.17 | + 0.03 | + 10.85 |
| <u>Restaurants and hotels</u> | <u>1.2286</u> | <u>278.44</u> | <u>278.44</u> | <u>265.77</u> | <u>+ 0.00</u> | <u>+ 4.77</u> |
| 85 Readymade Food | 1.2286 | 278.44 | 278.44 | 265.77 | + 0.00 | + 4.77 |
| <u>Misc. goods and services</u> | <u>2.7550</u> | <u>248.46</u> | <u>247.19</u> | <u>237.38</u> | <u>+ 0.51</u> | <u>+ 4.67</u> |
| 86 Personal Care | 1.4935 | 229.77 | 228.11 | 216.52 | + 0.73 | + 6.12 |
| 87 Cosmetics | 0.3853 | 205.72 | 205.40 | 200.50 | + 0.16 | + 2.60 |
| 88 Blades | 0.0322 | 197.80 | 197.80 | 195.93 | + 0.00 | + 0.95 |
| 89 Personal Equipments | 0.8440 | 302.99 | 301.92 | 292.71 | + 0.35 | + 3.51 |

**7.5 Combined Consumer Price Index Numbers by Quintiles
and Major Commodity Groups
August, 2017
(2007-2008=100)**

| Income Quintiles | General | Food and non-alcoholic Beverages | Alcoholic Beverages, Tobacco | Clothing and footwear | Housing, water, Elec., Gas and other fuels | Furnishing and household equipment maintenance | Health | Transport | Communication | Recreation and culture | Education | Restaurants and hotels | Misc. goods and services |
|------------------|---------|----------------------------------|------------------------------|-----------------------|--|--|--------|-----------|---------------|------------------------|-----------|------------------------|--------------------------|
|------------------|---------|----------------------------------|------------------------------|-----------------------|--|--|--------|-----------|---------------|------------------------|-----------|------------------------|--------------------------|

All Urban Combined

| | | | | | | | | | | | | | |
|-------------------|--------|--------|--------|--------|--------|--------|--------|--------|--------|--------|--------|--------|--------|
| Aggregate | 216.61 | 230.99 | 306.25 | 239.19 | 198.93 | 228.05 | 213.05 | 174.61 | 133.03 | 196.33 | 249.61 | 278.44 | 248.46 |
| Income Quintile 1 | 215.47 | 226.11 | 311.15 | 236.82 | 183.59 | 225.83 | 208.59 | 181.55 | 121.60 | 211.68 | 265.06 | 275.54 | 248.87 |
| Income Quintile 2 | 218.41 | 228.19 | 310.92 | 237.09 | 196.61 | 225.29 | 209.56 | 175.51 | 121.41 | 208.80 | 261.37 | 277.08 | 247.25 |
| Income Quintile 3 | 217.88 | 229.39 | 309.75 | 237.64 | 196.98 | 223.44 | 210.54 | 172.71 | 123.25 | 204.77 | 254.41 | 277.43 | 247.59 |
| Income Quintile 4 | 218.88 | 230.80 | 308.53 | 238.65 | 203.51 | 222.34 | 212.15 | 169.08 | 127.43 | 199.09 | 254.86 | 277.81 | 247.21 |
| Income Quintile 5 | 215.41 | 233.60 | 301.83 | 240.90 | 200.52 | 230.46 | 215.58 | 176.06 | 138.54 | 189.69 | 246.42 | 279.22 | 249.39 |

**7.6 Combined Consumer Price Index Numbers by Quintile,
Major Commodity Groups for Selected Cities
August, 2017
(2007-2008=100)**

| Cities | General | Food & non-alcoholic Beverages | Alcoholic Beverages, Tobacco | Clothing & footwear | Housing, water, Elec., Gas & other fuels | Furnishing & household equipment maintenance | Health | Trans-port | Communi-cation | Recreat-ion & culture | Educ-ation | Restau-rants & hotels | Misc. goods & services |
|--------|---------|--------------------------------|------------------------------|---------------------|--|--|--------|------------|----------------|-----------------------|------------|-----------------------|------------------------|
|--------|---------|--------------------------------|------------------------------|---------------------|--|--|--------|------------|----------------|-----------------------|------------|-----------------------|------------------------|

Income Quintile 1

| | | | | | | | | | | | | | |
|------------|--------|--------|--------|--------|--------|--------|--------|--------|--------|--------|--------|--------|--------|
| Rawalpindi | 227.76 | 235.30 | 295.38 | 258.75 | 211.23 | 233.72 | 255.80 | 188.76 | 105.56 | 220.76 | 341.13 | 282.86 | 236.83 |
| Islamabad | 227.67 | 233.44 | 295.17 | 258.12 | 179.93 | 241.61 | 256.83 | 190.54 | 111.33 | 304.04 | 770.54 | 251.69 | 250.38 |
| Lahore | 204.38 | 229.03 | 294.51 | 229.99 | 150.80 | 254.79 | 213.58 | 167.98 | 104.55 | 219.81 | 277.80 | 248.90 | 300.11 |
| Gujranwala | 207.31 | 217.60 | 297.25 | 210.67 | 190.61 | 242.35 | 174.98 | 167.97 | 111.96 | 223.04 | 175.57 | 246.17 | 221.26 |
| Sialkot | 200.41 | 211.48 | 298.32 | 180.54 | 185.60 | 182.86 | 173.03 | 186.80 | 115.82 | 290.62 | 219.95 | 229.52 | 210.44 |
| Faisalabad | 220.57 | 233.02 | 296.26 | 212.91 | 205.46 | 198.41 | 199.81 | 166.98 | 127.43 | 229.19 | 196.70 | 261.37 | 259.67 |
| Multan | 207.60 | 216.23 | 313.10 | 211.47 | 188.12 | 213.23 | 179.10 | 167.48 | 145.57 | 224.52 | 206.06 | 248.60 | 225.64 |
| Sargodha | 225.90 | 224.00 | 294.53 | 220.39 | 228.58 | 257.67 | 206.20 | 222.34 | 111.94 | 251.00 | 227.14 | 348.49 | 261.05 |
| Bahawalpur | 227.28 | 220.58 | 285.12 | 267.62 | 229.55 | 224.22 | 198.83 | 177.86 | 176.06 | 263.14 | 256.64 | 239.23 | 219.11 |
| Karachi | 206.33 | 219.38 | 320.89 | 251.92 | 159.17 | 242.55 | 192.43 | 151.83 | 117.61 | 228.05 | 203.45 | 286.16 | 281.24 |
| Hyderabad | 201.91 | 226.10 | 298.07 | 207.25 | 152.62 | 198.69 | 197.02 | 169.47 | 113.49 | 198.87 | 262.75 | 250.04 | 227.64 |
| Sukkur | 210.92 | 219.64 | 294.68 | 245.46 | 171.54 | 210.37 | 172.25 | 173.26 | 167.94 | 174.29 | 379.80 | 332.81 | 214.94 |
| Larkana | 222.21 | 219.23 | 286.95 | 243.85 | 217.70 | 234.89 | 279.57 | 172.46 | 126.02 | 186.45 | 222.10 | 313.37 | 318.85 |
| Peshawar | 217.08 | 217.90 | 321.39 | 274.42 | 180.96 | 244.81 | 244.52 | 194.76 | 114.72 | 275.00 | 310.51 | 255.54 | 314.34 |
| Bannu | 225.68 | 226.69 | 341.12 | 211.62 | 236.09 | 248.12 | 192.72 | 174.79 | 115.14 | 233.70 | 204.64 | 340.87 | 288.36 |
| Quetta | 207.90 | 217.16 | 296.64 | 193.25 | 197.52 | 194.18 | 194.37 | 206.96 | 124.60 | 179.44 | 224.27 | 240.37 | 219.18 |
| Khuzdar | 216.47 | 222.87 | 297.81 | 252.24 | 175.12 | 249.93 | 229.85 | 184.16 | 127.07 | 181.26 | 285.21 | 469.80 | 228.26 |

Income Quintile 2

| | | | | | | | | | | | | | |
|------------|--------|--------|--------|--------|--------|--------|--------|--------|--------|--------|--------|--------|--------|
| Rawalpindi | 233.14 | 237.16 | 297.32 | 257.40 | 217.68 | 234.36 | 264.33 | 207.17 | 108.09 | 253.08 | 373.81 | 284.87 | 235.92 |
| Islamabad | 225.17 | 234.13 | 294.79 | 265.25 | 177.51 | 239.16 | 246.08 | 170.81 | 110.41 | 235.86 | 646.51 | 261.02 | 243.02 |
| Lahore | 204.74 | 230.19 | 294.91 | 227.57 | 153.48 | 259.81 | 208.42 | 158.55 | 104.22 | 220.08 | 289.27 | 254.43 | 294.40 |
| Gujranwala | 206.93 | 218.58 | 297.55 | 206.85 | 194.71 | 235.61 | 170.23 | 163.59 | 112.61 | 238.49 | 161.93 | 262.60 | 220.16 |
| Sialkot | 199.98 | 210.61 | 300.06 | 184.97 | 189.66 | 181.65 | 190.40 | 171.89 | 121.63 | 320.34 | 216.86 | 229.77 | 194.62 |
| Faisalabad | 218.69 | 232.76 | 296.10 | 214.63 | 209.77 | 204.28 | 195.42 | 162.70 | 120.82 | 223.93 | 189.87 | 251.41 | 256.46 |
| Multan | 208.25 | 218.90 | 312.55 | 211.18 | 193.19 | 210.50 | 179.75 | 159.69 | 136.00 | 231.61 | 210.38 | 245.22 | 222.40 |
| Sargodha | 227.49 | 225.91 | 293.83 | 219.58 | 234.97 | 259.21 | 208.70 | 198.69 | 105.38 | 259.12 | 232.99 | 343.46 | 265.31 |
| Bahawalpur | 228.12 | 222.73 | 284.44 | 258.67 | 233.82 | 230.82 | 199.11 | 160.00 | 175.36 | 255.24 | 321.87 | 249.24 | 217.48 |
| Karachi | 207.69 | 222.51 | 320.42 | 247.17 | 162.88 | 235.01 | 192.67 | 152.44 | 121.74 | 216.39 | 205.85 | 286.45 | 268.42 |
| Hyderabad | 202.74 | 226.98 | 298.17 | 208.16 | 156.56 | 201.93 | 195.52 | 171.19 | 115.09 | 190.25 | 304.35 | 254.32 | 229.85 |
| Sukkur | 210.94 | 218.77 | 291.04 | 245.34 | 176.48 | 205.95 | 173.71 | 179.14 | 166.02 | 176.83 | 365.69 | 326.12 | 212.86 |
| Larkana | 227.93 | 225.47 | 287.79 | 245.54 | 222.22 | 228.97 | 286.83 | 182.81 | 133.36 | 187.81 | 225.64 | 314.60 | 320.65 |
| Peshawar | 217.74 | 219.32 | 320.96 | 277.43 | 185.84 | 242.45 | 241.76 | 184.25 | 121.84 | 251.56 | 288.12 | 255.80 | 307.17 |
| Bannu | 225.09 | 226.50 | 336.22 | 211.96 | 234.37 | 241.78 | 198.42 | 169.38 | 117.64 | 221.47 | 264.46 | 317.59 | 308.97 |
| Quetta | 208.24 | 219.91 | 296.86 | 195.75 | 201.73 | 193.71 | 194.95 | 179.09 | 119.60 | 179.95 | 211.60 | 239.69 | 217.21 |
| Khuzdar | 214.61 | 223.57 | 297.96 | 253.22 | 162.60 | 266.18 | 231.74 | 166.16 | 132.51 | 186.94 | 289.89 | 461.87 | 227.02 |

Contd.

**7.6 Combined Consumer Price Index Numbers by Quintile,
Major Commodity Groups for Selected Cities
August, 2017
(2007-2008=100)**

| Cities | General | Food & non-alcoholic Beverages | Alcoholic Beverages, Tobacco | Clothing & footwear | Housing, water, Elec., Gas & other fuels | Furnishing & household equipment maintenance | Health | Trans-port | Communi-cation | Recreat-ion & culture | Educ-ation | Restau-rants & hotels | Misc. goods & services |
|--------|---------|--------------------------------|------------------------------|---------------------|--|--|--------|------------|----------------|-----------------------|------------|-----------------------|------------------------|
|--------|---------|--------------------------------|------------------------------|---------------------|--|--|--------|------------|----------------|-----------------------|------------|-----------------------|------------------------|

Income Quintile 3

| | | | | | | | | | | | | | |
|------------|--------|--------|--------|--------|--------|--------|--------|--------|--------|--------|--------|--------|--------|
| Rawalpindi | 232.41 | 236.29 | 294.21 | 260.85 | 219.56 | 236.19 | 275.12 | 184.77 | 112.59 | 242.20 | 333.25 | 288.85 | 239.99 |
| Islamabad | 224.67 | 235.01 | 293.04 | 256.45 | 173.08 | 238.13 | 239.48 | 174.55 | 114.60 | 224.35 | 772.41 | 249.63 | 255.93 |
| Lahore | 203.89 | 232.51 | 294.37 | 229.13 | 144.61 | 260.78 | 209.33 | 155.84 | 107.30 | 221.13 | 266.35 | 251.32 | 296.85 |
| Gujranwala | 205.80 | 220.10 | 297.08 | 211.07 | 190.65 | 229.38 | 171.73 | 154.76 | 117.36 | 214.72 | 162.62 | 250.12 | 219.47 |
| Sialkot | 199.32 | 211.13 | 296.71 | 186.88 | 187.25 | 187.73 | 180.71 | 159.20 | 128.72 | 296.63 | 205.42 | 221.46 | 196.09 |
| Faisalabad | 217.88 | 233.84 | 291.41 | 214.32 | 209.87 | 203.92 | 199.54 | 157.36 | 121.61 | 222.96 | 191.50 | 241.55 | 255.05 |
| Multan | 207.35 | 219.49 | 312.04 | 209.76 | 190.30 | 201.55 | 181.12 | 157.56 | 136.98 | 222.47 | 217.53 | 240.96 | 220.65 |
| Sargodha | 227.75 | 225.46 | 292.74 | 220.83 | 240.45 | 260.36 | 207.06 | 184.76 | 110.68 | 253.68 | 269.18 | 364.65 | 264.73 |
| Bahawalpur | 228.59 | 223.44 | 285.31 | 262.19 | 238.84 | 232.16 | 192.57 | 158.74 | 175.88 | 242.40 | 258.31 | 247.96 | 220.83 |
| Karachi | 207.55 | 223.66 | 320.41 | 243.89 | 155.81 | 229.94 | 190.71 | 152.18 | 123.71 | 211.36 | 209.72 | 286.35 | 264.65 |
| Hyderabad | 200.98 | 227.59 | 297.94 | 209.39 | 145.86 | 203.37 | 192.90 | 168.09 | 123.89 | 195.41 | 301.95 | 253.67 | 233.70 |
| Sukkur | 209.40 | 219.35 | 292.13 | 246.67 | 166.49 | 209.29 | 168.45 | 168.51 | 164.15 | 176.55 | 365.44 | 318.40 | 212.43 |
| Larkana | 229.55 | 228.25 | 282.39 | 242.89 | 223.65 | 229.01 | 273.45 | 180.55 | 133.83 | 188.52 | 225.64 | 309.57 | 361.19 |
| Peshawar | 216.07 | 218.91 | 317.58 | 277.82 | 180.43 | 243.58 | 240.90 | 189.80 | 120.62 | 230.80 | 296.41 | 256.03 | 299.31 |
| Bannu | 223.76 | 227.52 | 340.46 | 219.21 | 236.72 | 231.14 | 190.23 | 160.16 | 121.30 | 209.97 | 212.75 | 323.73 | 305.79 |
| Quetta | 205.33 | 219.67 | 295.59 | 195.46 | 199.30 | 192.05 | 201.08 | 163.77 | 118.98 | 177.84 | 212.57 | 232.59 | 212.39 |
| Khuzdar | 213.55 | 228.15 | 296.73 | 247.62 | 152.33 | 260.10 | 238.28 | 161.26 | 134.88 | 183.95 | 289.18 | 450.15 | 229.18 |

Income Quintile 4

| | | | | | | | | | | | | | |
|------------|--------|--------|--------|--------|--------|--------|--------|--------|--------|--------|--------|--------|--------|
| Rawalpindi | 232.94 | 237.04 | 292.93 | 263.97 | 223.06 | 242.08 | 275.16 | 185.48 | 115.56 | 221.45 | 307.53 | 289.68 | 245.52 |
| Islamabad | 227.47 | 236.58 | 292.01 | 255.38 | 178.91 | 239.15 | 254.90 | 177.77 | 126.14 | 213.00 | 698.79 | 259.74 | 252.09 |
| Lahore | 204.13 | 234.79 | 293.38 | 228.70 | 158.46 | 258.28 | 207.33 | 151.55 | 112.05 | 212.20 | 264.56 | 249.14 | 296.48 |
| Gujranwala | 205.97 | 221.22 | 296.23 | 213.69 | 198.40 | 215.12 | 172.56 | 150.08 | 123.09 | 213.65 | 162.24 | 252.40 | 213.63 |
| Sialkot | 201.00 | 213.23 | 295.48 | 190.44 | 197.67 | 183.58 | 169.31 | 159.30 | 136.31 | 265.62 | 203.73 | 219.90 | 193.95 |
| Faisalabad | 216.57 | 234.72 | 295.43 | 215.25 | 215.53 | 204.27 | 199.13 | 151.18 | 123.50 | 207.93 | 205.33 | 243.54 | 250.52 |
| Multan | 208.75 | 221.44 | 310.58 | 211.51 | 201.20 | 201.62 | 177.35 | 154.06 | 139.51 | 212.06 | 222.40 | 235.87 | 224.67 |
| Sargodha | 230.69 | 228.42 | 291.70 | 222.58 | 242.47 | 270.82 | 209.06 | 178.84 | 116.82 | 278.44 | 298.13 | 361.28 | 264.29 |
| Bahawalpur | 229.40 | 224.85 | 283.48 | 258.91 | 239.27 | 229.89 | 193.39 | 158.27 | 175.57 | 235.10 | 295.26 | 233.58 | 223.96 |
| Karachi | 207.95 | 225.09 | 319.60 | 244.18 | 167.92 | 239.89 | 191.13 | 151.64 | 127.92 | 206.55 | 212.39 | 286.48 | 262.18 |
| Hyderabad | 202.10 | 229.89 | 296.29 | 209.69 | 160.62 | 203.15 | 193.61 | 163.51 | 130.14 | 194.46 | 294.05 | 256.29 | 237.38 |
| Sukkur | 212.83 | 223.97 | 287.86 | 247.28 | 181.05 | 211.12 | 172.33 | 158.80 | 164.08 | 176.01 | 362.65 | 318.84 | 219.32 |
| Larkana | 234.97 | 235.10 | 279.96 | 242.61 | 227.51 | 230.80 | 283.44 | 173.65 | 141.75 | 187.34 | 248.52 | 310.88 | 391.77 |
| Peshawar | 217.66 | 222.36 | 314.55 | 277.72 | 190.05 | 234.45 | 250.58 | 183.95 | 125.46 | 230.74 | 281.74 | 261.11 | 293.77 |
| Bannu | 228.29 | 232.26 | 343.62 | 224.45 | 234.67 | 240.04 | 180.90 | 167.01 | 121.51 | 198.26 | 213.89 | 321.17 | 312.20 |
| Quetta | 206.97 | 220.24 | 295.80 | 198.29 | 206.12 | 191.02 | 201.86 | 166.16 | 121.79 | 175.84 | 221.57 | 232.44 | 209.10 |
| Khuzdar | 217.43 | 229.29 | 297.22 | 248.14 | 170.03 | 277.21 | 237.92 | 161.83 | 142.08 | 185.32 | 290.12 | 439.22 | 239.19 |

Contd.

**7.6 Combined Consumer Price Index Numbers by Quintile,
Major Commodity Groups for Selected Cities
August, 2017
(2007-2008=100)**

| Cities | General | Food & non-alcoholic Beverages | Alcoholic Beverages, Tobacco | Clothing & footwear | Housing, water, Elec., Gas & other fuels | Furnishing & household equipment maintenance | Health | Trans-port | Communi-cation | Recreat-ion & culture | Educ-ation | Restau-rants & hotels | Misc. goods & services |
|--------|---------|--------------------------------|------------------------------|---------------------|--|--|--------|------------|----------------|-----------------------|------------|-----------------------|------------------------|
|--------|---------|--------------------------------|------------------------------|---------------------|--|--|--------|------------|----------------|-----------------------|------------|-----------------------|------------------------|

Income Quintile 5

| | | | | | | | | | | | | | |
|------------|--------|--------|--------|--------|--------|--------|--------|--------|--------|--------|--------|--------|--------|
| Rawalpindi | 235.96 | 241.34 | 288.38 | 263.21 | 225.90 | 246.80 | 268.61 | 194.55 | 127.68 | 205.94 | 317.73 | 290.62 | 273.56 |
| Islamabad | 222.81 | 239.82 | 287.37 | 261.95 | 178.51 | 250.73 | 257.42 | 198.56 | 130.89 | 205.44 | 458.40 | 272.76 | 266.13 |
| Lahore | 202.80 | 241.83 | 288.09 | 233.69 | 158.88 | 246.56 | 204.30 | 165.99 | 126.89 | 204.50 | 252.51 | 257.29 | 299.14 |
| Gujranwala | 204.04 | 224.77 | 294.28 | 217.02 | 200.00 | 191.49 | 172.19 | 156.03 | 138.98 | 194.43 | 157.24 | 249.11 | 221.29 |
| Sialkot | 199.25 | 215.18 | 294.60 | 193.26 | 197.96 | 182.15 | 172.15 | 162.87 | 138.05 | 244.32 | 195.36 | 221.65 | 200.89 |
| Faisalabad | 214.38 | 236.98 | 294.76 | 215.30 | 217.21 | 209.31 | 201.79 | 159.31 | 130.57 | 200.15 | 235.52 | 234.00 | 244.68 |
| Multan | 207.57 | 226.66 | 292.33 | 211.46 | 202.60 | 192.48 | 179.92 | 168.00 | 139.51 | 207.25 | 240.91 | 236.17 | 224.53 |
| Sargodha | 238.60 | 231.63 | 292.01 | 236.45 | 240.74 | 373.74 | 208.92 | 181.02 | 125.96 | 238.74 | 446.42 | 378.02 | 275.39 |
| Bahawalpur | 232.91 | 228.60 | 282.87 | 257.37 | 239.54 | 236.68 | 188.48 | 172.62 | 176.64 | 231.73 | 325.24 | 234.83 | 231.49 |
| Karachi | 208.74 | 228.89 | 312.81 | 245.20 | 167.19 | 327.61 | 193.12 | 171.93 | 139.73 | 196.97 | 217.25 | 286.97 | 263.15 |
| Hyderabad | 201.02 | 235.14 | 295.39 | 213.68 | 161.94 | 187.36 | 189.25 | 172.11 | 140.39 | 184.89 | 294.89 | 260.88 | 242.64 |
| Sukkur | 212.92 | 226.80 | 281.77 | 247.59 | 182.61 | 207.95 | 170.01 | 168.12 | 164.82 | 173.50 | 408.40 | 320.53 | 225.32 |
| Larkana | 235.35 | 236.70 | 276.92 | 241.18 | 228.26 | 234.68 | 293.98 | 178.42 | 146.32 | 174.76 | 322.82 | 311.00 | 356.19 |
| Peshawar | 214.93 | 226.70 | 304.01 | 275.48 | 189.41 | 226.00 | 233.19 | 196.71 | 131.95 | 191.43 | 273.21 | 257.58 | 279.73 |
| Bannu | 222.94 | 229.78 | 345.53 | 215.25 | 234.20 | 213.04 | 187.94 | 145.29 | 124.59 | 201.13 | 301.84 | 335.99 | 263.19 |
| Quetta | 207.74 | 223.27 | 292.36 | 198.59 | 209.26 | 176.56 | 190.89 | 169.32 | 129.25 | 173.64 | 221.77 | 237.17 | 215.06 |
| Khuzdar | 216.02 | 232.74 | 293.62 | 253.23 | 164.28 | 264.72 | 233.27 | 154.99 | 153.29 | 192.10 | 267.50 | 459.46 | 249.81 |

Aggregate

| | | | | | | | | | | | | | |
|------------|--------|--------|--------|--------|--------|--------|--------|--------|--------|--------|--------|--------|--------|
| Rawalpindi | 234.17 | 239.33 | 291.07 | 262.85 | 222.58 | 245.32 | 270.18 | 192.82 | 123.55 | 213.86 | 318.17 | 289.82 | 264.10 |
| Islamabad | 222.49 | 239.03 | 288.43 | 261.21 | 176.70 | 249.80 | 256.24 | 197.38 | 130.10 | 207.46 | 470.89 | 272.23 | 264.75 |
| Lahore | 202.99 | 236.70 | 291.80 | 231.00 | 155.91 | 250.29 | 206.49 | 161.92 | 119.76 | 210.65 | 258.03 | 254.62 | 297.81 |
| Gujranwala | 205.55 | 221.23 | 296.13 | 212.87 | 196.83 | 209.88 | 172.22 | 155.22 | 127.57 | 210.68 | 160.92 | 250.73 | 219.01 |
| Sialkot | 199.53 | 213.20 | 296.20 | 189.79 | 194.16 | 183.31 | 175.12 | 162.25 | 135.00 | 265.95 | 201.33 | 222.38 | 198.03 |
| Faisalabad | 216.72 | 234.50 | 294.72 | 214.70 | 213.37 | 206.68 | 199.40 | 157.88 | 126.42 | 212.69 | 216.30 | 243.52 | 251.11 |
| Multan | 207.64 | 222.01 | 306.54 | 211.14 | 197.88 | 197.38 | 179.51 | 164.39 | 139.18 | 213.57 | 232.64 | 238.01 | 223.83 |
| Sargodha | 230.99 | 227.42 | 292.68 | 224.27 | 238.51 | 305.58 | 208.25 | 183.52 | 117.46 | 256.18 | 326.95 | 365.34 | 267.54 |
| Bahawalpur | 230.03 | 224.34 | 284.33 | 260.32 | 236.42 | 233.42 | 192.88 | 168.77 | 176.20 | 240.98 | 312.38 | 237.81 | 224.57 |
| Karachi | 207.52 | 226.45 | 316.31 | 245.08 | 163.71 | 304.13 | 192.29 | 166.51 | 135.31 | 202.21 | 215.62 | 286.75 | 263.65 |
| Hyderabad | 201.52 | 230.06 | 296.93 | 210.51 | 158.59 | 194.63 | 192.41 | 169.39 | 132.14 | 190.61 | 295.40 | 257.09 | 237.92 |
| Sukkur | 211.61 | 222.13 | 288.28 | 246.67 | 178.22 | 208.95 | 171.30 | 166.48 | 164.71 | 175.34 | 380.28 | 321.45 | 218.25 |
| Larkana | 230.28 | 228.49 | 283.37 | 243.28 | 224.81 | 231.50 | 283.66 | 177.60 | 137.43 | 185.09 | 269.09 | 311.75 | 352.94 |
| Peshawar | 215.99 | 221.99 | 315.36 | 276.42 | 187.47 | 231.71 | 238.79 | 194.17 | 127.87 | 215.91 | 277.23 | 257.61 | 291.06 |
| Bannu | 225.25 | 228.78 | 341.03 | 217.64 | 234.35 | 231.84 | 188.47 | 158.58 | 121.12 | 207.60 | 246.28 | 326.11 | 290.25 |
| Quetta | 207.21 | 220.70 | 294.51 | 197.13 | 205.36 | 186.37 | 196.69 | 168.59 | 123.95 | 176.24 | 219.18 | 235.32 | 213.28 |
| Khuzdar | 215.79 | 225.86 | 297.16 | 250.92 | 169.09 | 262.77 | 234.03 | 165.64 | 135.65 | 185.25 | 286.61 | 456.70 | 233.74 |

**7.7 Combined Consumer Price Index Numbers by Income Groups/City
and Commodity Groups for all Centers Covered in CPI
August, 2017
(2007-2008=100)**

| Cities | General | Food and non-alcoholic Beverages | Alcoholic Beverages, Tobacco | Clothing and footwear | Housing, water, Elec., Gas and other fuels | Furnishing and household equipment maintenance | Health | Trans- port | Communi- cation | Recre- ation and culture | Edu- cation | Restau- rants and hotels | Misc. goods and services | |
|--------------|---------|----------------------------------|------------------------------|-----------------------|--|--|--------|----------------|--------------------|--------------------------------|----------------|--------------------------------|-----------------------------------|--------|
| Rawalpindi | 01 | 234.17 | 239.33 | 291.07 | 262.85 | 222.58 | 245.32 | 270.18 | 192.82 | 123.55 | 213.86 | 318.17 | 289.82 | 264.10 |
| Islamabad | 02 | 222.49 | 239.03 | 288.43 | 261.21 | 176.70 | 249.80 | 256.24 | 197.38 | 130.10 | 207.46 | 470.89 | 272.23 | 264.75 |
| Attock | 03 | 210.37 | 220.90 | 289.69 | 247.51 | 162.42 | 236.48 | 206.50 | 186.00 | 122.24 | 191.28 | 341.83 | 285.69 | 281.43 |
| Jhelum | 04 | 212.33 | 226.60 | 292.85 | 256.39 | 188.83 | 222.12 | 204.60 | 173.84 | 126.86 | 226.82 | 250.60 | 260.77 | 225.56 |
| Lahore | 05 | 202.99 | 236.70 | 291.80 | 231.00 | 155.91 | 250.29 | 206.49 | 161.92 | 119.76 | 210.65 | 258.03 | 254.62 | 297.81 |
| Sahiwal | 06 | 241.26 | 236.94 | 288.75 | 305.49 | 236.42 | 226.93 | 235.97 | 172.74 | 136.98 | 211.16 | 372.67 | 303.59 | 266.91 |
| Gujranwala | 07 | 205.55 | 221.23 | 296.13 | 212.87 | 196.83 | 209.88 | 172.22 | 155.22 | 127.57 | 210.68 | 160.92 | 250.73 | 219.01 |
| Wazirabad | 08 | 214.04 | 232.07 | 297.97 | 218.02 | 200.49 | 205.05 | 179.90 | 155.08 | 128.37 | 215.26 | 162.28 | 250.28 | 230.52 |
| Sialkot | 09 | 199.53 | 213.20 | 296.20 | 189.79 | 194.16 | 183.31 | 175.12 | 162.25 | 135.00 | 265.95 | 201.33 | 222.38 | 198.03 |
| Faisalabad | 10 | 216.72 | 234.50 | 294.72 | 214.70 | 213.37 | 206.68 | 199.40 | 157.88 | 126.42 | 212.69 | 216.30 | 243.52 | 251.11 |
| Jhang | 11 | 232.60 | 236.38 | 306.02 | 326.56 | 209.26 | 241.46 | 269.19 | 164.76 | 137.53 | 221.34 | 205.65 | 285.51 | 232.29 |
| Multan | 12 | 207.64 | 222.01 | 306.54 | 211.14 | 197.88 | 197.38 | 179.51 | 164.39 | 139.18 | 213.57 | 232.64 | 238.01 | 223.83 |
| Muzaffargarh | 13 | 213.67 | 229.07 | 289.92 | 235.69 | 188.46 | 203.88 | 185.79 | 160.97 | 143.44 | 224.63 | 198.10 | 279.36 | 233.69 |
| D. G. Khan | 14 | 223.64 | 231.24 | 307.12 | 261.52 | 234.73 | 224.19 | 207.13 | 154.74 | 122.88 | 196.64 | 124.01 | 249.17 | 199.32 |
| Vehari | 15 | 216.36 | 227.00 | 305.18 | 224.95 | 219.84 | 216.72 | 174.45 | 155.09 | 132.19 | 217.58 | 215.11 | 271.79 | 251.64 |
| Sargodha | 16 | 230.99 | 227.42 | 292.68 | 224.27 | 238.51 | 305.58 | 208.25 | 183.52 | 117.46 | 256.18 | 326.95 | 365.34 | 267.54 |
| Mianwali | 17 | 247.00 | 238.60 | 292.04 | 193.77 | 312.48 | 223.15 | 202.46 | 161.88 | 108.49 | 257.08 | 376.61 | 262.75 | 265.79 |
| Bahawalpur | 18 | 230.03 | 224.34 | 284.33 | 260.32 | 236.42 | 233.42 | 192.88 | 168.77 | 176.20 | 240.98 | 312.38 | 237.81 | 224.57 |
| Bahawalnagar | 19 | 226.11 | 230.68 | 304.39 | 278.93 | 220.45 | 256.40 | 198.91 | 153.43 | 139.57 | 224.81 | 250.17 | 323.61 | 234.66 |
| R. Y. Khan | 20 | 225.35 | 234.44 | 295.87 | 277.12 | 210.44 | 240.07 | 178.84 | 167.03 | 126.14 | 216.53 | 322.62 | 277.49 | 232.65 |
| Karachi | 21 | 207.52 | 226.45 | 316.31 | 245.08 | 163.71 | 304.13 | 192.29 | 166.51 | 135.31 | 202.21 | 215.62 | 286.75 | 263.65 |
| Hyderabad | 22 | 201.52 | 230.06 | 296.93 | 210.51 | 158.59 | 194.63 | 192.41 | 169.39 | 132.14 | 190.61 | 295.40 | 257.09 | 237.92 |
| Nawabshah | 23 | 248.14 | 247.92 | 331.18 | 292.83 | 204.89 | 242.82 | 236.08 | 163.91 | 138.69 | 165.27 | 617.44 | 324.45 | 421.19 |
| Mirpukhas | 24 | 214.44 | 234.35 | 298.00 | 215.85 | 186.28 | 193.94 | 185.74 | 165.87 | 114.88 | 173.16 | 323.95 | 327.66 | 237.16 |
| Mithi | 25 | 229.05 | 234.99 | 298.20 | 209.82 | 243.43 | 188.26 | 176.90 | 158.98 | 112.87 | 153.16 | 348.26 | 296.84 | 263.50 |
| Sukkur | 26 | 211.61 | 222.13 | 288.28 | 246.67 | 178.22 | 208.95 | 171.30 | 166.48 | 164.71 | 175.34 | 380.28 | 321.45 | 218.25 |
| Larkana | 27 | 230.28 | 228.49 | 283.37 | 243.28 | 224.81 | 231.50 | 283.66 | 177.60 | 137.43 | 185.09 | 269.09 | 311.75 | 352.94 |
| Dadu | 28 | 217.04 | 240.86 | 302.35 | 224.71 | 177.27 | 220.00 | 179.79 | 165.40 | 120.54 | 176.08 | 452.03 | 258.52 | 213.48 |
| Peshawar | 29 | 215.99 | 221.99 | 315.36 | 276.42 | 187.47 | 231.71 | 238.79 | 194.17 | 127.87 | 215.91 | 277.23 | 257.61 | 291.06 |
| Mardan | 30 | 245.15 | 220.74 | 391.97 | 301.23 | 258.02 | 227.53 | 219.96 | 201.16 | 127.02 | 243.58 | 474.79 | 275.08 | 319.84 |
| Abbottabad | 31 | 227.54 | 233.37 | 287.69 | 284.11 | 169.55 | 323.46 | 255.68 | 215.61 | 147.40 | 230.01 | 297.18 | 284.89 | 248.44 |
| Bannu | 32 | 225.25 | 228.78 | 341.03 | 217.64 | 234.35 | 231.84 | 188.47 | 158.58 | 121.12 | 207.60 | 246.28 | 326.11 | 290.25 |
| D. I. Khan | 33 | 218.25 | 226.92 | 320.48 | 218.75 | 240.97 | 210.13 | 196.53 | 154.51 | 112.59 | 168.98 | 209.86 | 258.55 | 226.01 |
| Mingora | 34 | 240.09 | 228.30 | 339.03 | 292.79 | 210.72 | 237.98 | 290.73 | 193.66 | 131.51 | 235.41 | 362.10 | 338.63 | 492.77 |
| Quetta | 35 | 207.21 | 220.70 | 294.51 | 197.13 | 205.36 | 186.37 | 196.69 | 168.59 | 123.95 | 176.24 | 219.18 | 235.32 | 213.28 |
| Turbat | 36 | 231.01 | 207.12 | 336.17 | 204.77 | 303.78 | 221.30 | 204.96 | 146.39 | 118.94 | 147.82 | 259.80 | 317.12 | 247.32 |
| Gawadar | 37 | 213.35 | 217.74 | 270.57 | 212.13 | 210.49 | 211.82 | 222.14 | 141.87 | 109.28 | 119.98 | 345.68 | 392.21 | 244.39 |
| Loralai | 38 | 232.37 | 232.40 | 350.52 | 241.03 | 250.05 | 205.71 | 218.01 | 166.78 | 119.75 | 207.74 | 219.89 | 343.29 | 261.28 |
| Khuzdar | 39 | 215.79 | 225.86 | 297.16 | 250.92 | 169.09 | 262.77 | 234.03 | 165.64 | 135.65 | 185.25 | 286.61 | 456.70 | 233.74 |
| D. M. Jamali | 40 | 224.90 | 242.77 | 355.38 | 210.44 | 197.47 | 226.88 | 215.93 | 178.36 | 123.71 | 160.63 | 236.66 | 284.25 | 221.23 |

7.8 Index Numbers of Wholesale Prices by Commodity Groups

| Year / month | General | Agriculture Forestry & Fishery Product | Others & Minerals electricity gas & water | Food product Beverages & tobacco Textile Apparel & Leather Product | Other transportable Goods | Metal product Machinery & Equipment |
|--------------|---------|---|---|--|------------------------------|---|
|--------------|---------|---|---|--|------------------------------|---|

(2007-08=100)

| | | | | | | |
|----------|--------|--------|--------|--------|--------|--------|
| 2012-13 | 194.61 | 198.23 | 211.17 | 188.39 | 203.93 | 159.29 |
| 2013-14 | 158.88 | 165.52 | 163.62 | 156.11 | 162.99 | 132.02 |
| 2014-15 | 209.85 | 220.56 | 245.47 | 206.76 | 197.12 | 172.72 |
| 2015-16 | 207.64 | 226.43 | 244.24 | 213.58 | 171.21 | 171.46 |
| 2016-17 | 216.02 | 248.00 | 242.08 | 225.59 | 168.07 | 174.40 |
| 2016 Aug | 215.75 | 251.53 | 241.26 | 225.84 | 163.50 | 172.82 |
| Sep | 214.61 | 246.87 | 241.64 | 225.26 | 164.47 | 172.51 |
| Oct | 214.53 | 247.04 | 242.01 | 224.34 | 165.08 | 172.38 |
| Nov | 214.07 | 242.47 | 242.44 | 225.93 | 165.19 | 174.10 |
| Dec | 213.76 | 240.83 | 242.61 | 224.74 | 167.14 | 174.28 |
| 2017 Jan | 214.84 | 240.28 | 242.43 | 226.31 | 170.47 | 174.43 |
| Feb | 215.86 | 243.57 | 242.78 | 226.40 | 170.89 | 174.49 |
| Mar | 217.29 | 247.41 | 242.56 | 227.09 | 171.65 | 175.44 |
| Apr | 219.22 | 254.52 | 242.28 | 227.31 | 171.61 | 176.25 |
| May | 218.78 | 252.57 | 241.85 | 227.51 | 171.76 | 176.43 |
| Jun | 217.77 | 255.41 | 241.61 | 222.73 | 170.67 | 176.73 |
| Jul | 217.24 | 251.86 | 241.76 | 224.20 | 170.61 | 176.14 |
| Aug | 217.96 | 250.96 | 242.53 | 226.39 | 170.93 | 177.02 |

7.9 Index Numbers of Wholesale Prices by Commodities

| Year/month | AGRICULTURE FORESTRY & FISHERY | | | | | | | | | | |
|---------------|--------------------------------|--------|--------|-------------------|------------------|------------|-----------------|---------------|-----------------|--------------------|-----------------------------|
| | Wheat | Maize | Rice | Sorghum/ Jowar | Millet/ Bajra | Vegetables | Fresh Fruits | Dry Fruits | Cotton Seeds | Other oil Seeds | Edible Roots Potatoes |
| (2007-08=100) | | | | | | | | | | | |
| 2012-13 | 188.52 | 174.74 | 165.42 | 211.29 | 177.02 | 216.66 | 216.05 | 181.47 | 168.92 | 177.67 | 162.82 |
| 2013-14 | 227.13 | 185.28 | 177.67 | 279.98 | 179.06 | 254.41 | 226.73 | 201.66 | 185.58 | 178.30 | 314.12 |
| 2014-15 | 209.29 | 191.65 | 172.20 | 300.13 | 173.82 | 255.40 | 245.60 | 227.30 | 208.86 | 179.03 | 314.37 |
| 2015-16 | 209.07 | 194.53 | 147.58 | 291.34 | 192.41 | 258.45 | 254.69 | 245.18 | 249.16 | 162.08 | 152.76 |
| 2016-17 | 208.21 | 193.44 | 154.49 | 244.45 | 180.10 | 280.77 | 264.68 | 241.41 | 268.07 | 178.77 | 227.85 |
| 2016 Aug | 204.89 | 204.55 | 149.84 | 268.83 | 214.70 | 342.81 | 257.27 | 236.23 | 260.45 | 171.21 | 251.32 |
| Sep | 205.26 | 196.67 | 149.55 | 264.05 | 210.05 | 354.30 | 248.15 | 241.88 | 260.92 | 170.86 | 256.45 |
| Oct | 209.05 | 190.54 | 147.78 | 258.01 | 182.73 | 348.51 | 248.10 | 244.62 | 255.71 | 174.88 | 250.44 |
| Nov | 211.20 | 191.32 | 148.65 | 242.91 | 171.85 | 295.08 | 202.51 | 244.77 | 260.78 | 177.55 | 281.67 |
| Dec | 212.55 | 186.79 | 148.27 | 236.86 | 168.85 | 228.09 | 209.13 | 249.28 | 267.33 | 182.29 | 237.47 |
| 2017 Jan | 214.17 | 186.37 | 153.30 | 236.93 | 167.74 | 203.45 | 221.77 | 242.90 | 266.81 | 189.43 | 171.38 |
| Feb | 215.69 | 187.42 | 157.46 | 235.79 | 168.08 | 211.37 | 230.94 | 241.74 | 267.94 | 181.39 | 164.46 |
| Mar | 215.36 | 188.80 | 158.39 | 252.72 | 166.48 | 228.79 | 266.14 | 237.76 | 273.72 | 181.57 | 193.76 |
| Apr | 208.27 | 196.14 | 161.46 | 237.62 | 168.81 | 309.16 | 302.55 | 237.07 | 274.20 | 182.29 | 196.74 |
| May | 199.84 | 193.75 | 164.78 | 211.32 | 160.16 | 244.61 | 319.44 | 236.56 | 277.04 | 181.57 | 232.84 |
| Jun | 197.88 | 194.40 | 166.29 | 211.32 | 163.48 | 241.83 | 362.37 | 236.63 | 277.99 | 181.04 | 271.09 |
| Jul | 196.73 | 187.91 | 167.90 | 213.13 | 160.62 | 285.60 | 314.93 | 237.06 | 280.36 | 182.82 | 273.56 |
| Aug | 194.17 | 189.41 | 168.81 | 209.74 | 157.16 | 296.47 | 284.12 | 233.30 | 278.51 | 182.82 | 256.16 |

Contd.

7.9 Index Numbers of Wholesale Prices by Commodities

| Year/month | AGRICULTURE FORESTRY & FISHERY | | | | | | | | | | | |
|---------------|--------------------------------|--------|-------------|-------------|------------------------|---------|--------------------------|--------|----------------------------|----------------------|-------------------|-------------------------|
| | Stimulant & spice crops | Pulses | Sugar crops | Fibre crops | Unmanufactured tobacco | Poultry | Milk from bovine animals | Eggs | Raw animal material / wool | Hides&fur skins wool | Fuel wood in logs | Fishes fresh or chilled |
| (2007-08=100) | | | | | | | | | | | | |
| 2012-13 | 184.68 | 204.81 | 267.92 | 193.56 | 171.49 | 178.40 | 213.81 | 191.02 | 138.84 | 139.08 | 215.48 | 191.11 |
| 2013-14 | 316.66 | 186.74 | 267.92 | 217.41 | 186.62 | 202.88 | 225.98 | 200.17 | 155.22 | 145.20 | 238.11 | 247.73 |
| 2014-15 | 350.96 | 207.90 | 277.32 | 172.23 | 213.88 | 193.98 | 249.87 | 204.51 | 173.19 | 155.20 | 252.59 | 270.19 |
| 2015-16 | 269.52 | 252.23 | 286.30 | 170.39 | 230.07 | 191.41 | 255.23 | 186.82 | 176.08 | 153.18 | 263.90 | 354.97 |
| 2016-17 | 222.16 | 290.65 | 275.16 | 209.16 | 271.01 | 183.11 | 266.08 | 209.31 | 175.73 | 120.95 | 272.97 | 460.20 |
| 2016 Aug | 209.80 | 310.10 | 286.34 | 213.75 | 255.93 | 154.96 | 262.97 | 205.04 | 173.89 | 150.46 | 264.77 | 469.80 |
| Sep | 260.56 | 304.53 | 286.34 | 195.33 | 255.73 | 160.06 | 262.97 | 211.44 | 173.89 | 142.47 | 264.77 | 453.85 |
| Oct | 235.64 | 309.70 | 293.89 | 195.52 | 260.21 | 190.04 | 265.22 | 196.73 | 173.89 | 122.45 | 264.77 | 455.08 |
| Nov | 216.85 | 312.67 | 266.42 | 197.33 | 265.84 | 178.62 | 267.02 | 251.78 | 173.89 | 122.98 | 269.14 | 447.65 |
| Dec | 226.70 | 306.52 | 268.94 | 204.48 | 271.72 | 160.36 | 267.02 | 272.03 | 175.58 | 116.10 | 274.82 | 447.84 |
| 2017 Jan | 221.64 | 294.48 | 268.94 | 207.18 | 274.91 | 157.27 | 268.18 | 257.22 | 177.44 | 113.78 | 277.01 | 446.03 |
| Feb | 224.40 | 271.33 | 268.94 | 216.97 | 277.88 | 169.47 | 266.07 | 229.04 | 178.30 | 105.67 | 277.01 | 466.43 |
| Mar | 218.25 | 262.14 | 268.94 | 219.67 | 277.89 | 217.22 | 266.07 | 173.47 | 177.63 | 106.49 | 279.63 | 466.06 |
| Apr | 211.77 | 266.68 | 268.94 | 219.01 | 279.24 | 223.38 | 268.56 | 169.58 | 177.28 | 107.72 | 279.63 | 467.04 |
| May | 208.56 | 269.80 | 268.94 | 218.63 | 290.42 | 205.02 | 268.56 | 178.14 | 176.86 | 106.42 | 279.63 | 466.43 |
| Jun | 221.79 | 266.71 | 268.94 | 219.02 | 291.25 | 192.50 | 268.56 | 182.17 | 176.22 | 106.42 | 279.63 | 466.43 |
| Jul | 243.03 | 266.22 | 268.94 | 204.44 | 290.76 | 201.12 | 268.56 | 191.56 | 173.80 | 102.78 | 279.63 | 463.98 |
| Aug | 269.90 | 263.31 | 268.94 | 204.58 | 290.62 | 190.18 | 269.94 | 199.48 | 172.91 | 100.98 | 279.63 | 463.98 |

Contd.

7.9 Index Numbers of Wholesale Prices by Commodities

| Year/Month | ORES/MINERALS, GAS & ELECT. | | | | FOOD, BEVERAGES, TOBACCO TEXTILE, APPAREL, LEATHER TEXTILE | | | | | |
|---------------|-----------------------------|-----------------------|---------------------------|-------------------|--|---------------------------|---------------------|-----------------|-----------------------|----------------|
| | Coal not Agglomerated | Natural Gas liquified | Salt pure sodium chloride | Electrical Energy | Meat of Animals | Vegetables & fruit Juices | Dried Fruits & Nuts | Fruits & Juices | Vegetable Oil Refined | Vegetable Ghee |
| (2007-08=100) | | | | | | | | | | |
| 2012-13 | 209.81 | 197.43 | 175.78 | 226.10 | 228.80 | 186.93 | 219.33 | 158.67 | 157.94 | 141.75 |
| 2013-14 | 223.53 | 203.85 | 223.53 | 281.02 | 238.93 | 192.48 | 221.32 | 166.33 | 162.31 | 141.51 |
| 2014-15 | 223.53 | 202.94 | 247.76 | 292.89 | 257.56 | 197.17 | 226.22 | 172.75 | 159.75 | 132.06 |
| 2015-16 | 191.01 | 207.76 | 252.31 | 293.22 | 267.79 | 201.97 | 239.02 | 177.58 | 150.41 | 119.85 |
| 2016-17 | 154.51 | 209.55 | 245.12 | 288.00 | 282.23 | 216.85 | 255.25 | 181.49 | 153.08 | 124.63 |
| 2016 Aug | 152.94 | 207.95 | 254.33 | 288.00 | 277.40 | 208.88 | 238.61 | 182.13 | 151.32 | 121.34 |
| Sep | 152.94 | 208.75 | 254.33 | 288.00 | 279.82 | 209.83 | 238.61 | 183.49 | 151.63 | 123.32 |
| Oct | 152.94 | 209.52 | 254.33 | 288.00 | 279.82 | 209.83 | 240.98 | 183.53 | 151.00 | 123.35 |
| Nov | 155.29 | 210.34 | 231.97 | 288.00 | 279.82 | 211.47 | 250.67 | 184.03 | 151.24 | 123.44 |
| Dec | 155.29 | 210.67 | 235.45 | 288.00 | 280.41 | 214.03 | 261.81 | 179.33 | 152.35 | 125.82 |
| 2017 Jan | 155.29 | 210.29 | 235.45 | 288.00 | 282.02 | 222.28 | 264.94 | 179.58 | 152.91 | 126.00 |
| Feb | 155.29 | 210.99 | 238.53 | 288.00 | 279.49 | 223.21 | 264.08 | 179.72 | 154.12 | 126.40 |
| Mar | 155.29 | 210.52 | 240.26 | 288.00 | 283.49 | 223.21 | 264.08 | 179.97 | 154.86 | 126.57 |
| Apr | 155.29 | 209.92 | 242.00 | 288.00 | 287.03 | 223.21 | 263.49 | 180.42 | 155.05 | 126.45 |
| May | 155.29 | 208.89 | 254.38 | 288.00 | 288.83 | 223.21 | 267.71 | 181.68 | 154.94 | 126.11 |
| Jun | 155.29 | 208.46 | 246.13 | 288.00 | 291.67 | 224.14 | 268.30 | 181.82 | 155.51 | 126.16 |
| Jul | 155.29 | 208.82 | 242.77 | 288.00 | 294.10 | 223.38 | 268.30 | 181.83 | 155.56 | 126.24 |
| Aug | 155.29 | 210.37 | 248.46 | 288.00 | 303.71 | 223.38 | 263.87 | 182.38 | 155.87 | 126.04 |

Contd.

7.9 Index Numbers of Wholesale Prices by Commodities

| Year/month | FOOD, BEVERAGES, TOBACCO TEXTILE, APPAREL, LEATHER TEXTILE | | | | | | | | | | | | |
|------------|--|-----------------------|----------------------------|-----------|---------------------|-------------|--------------------|---------------|------------|---------------------|--------------|--------|--------------------|
| | Oil cakes | Processed Liquid Milk | Milk & cream in solid form | Ice cream | Dairy Product N.E.C | Wheat Flour | Other cereal Flour | Sugar Refined | Choco late | Sugar Confectionary | Coffee & Tea | Spices | Other Food Product |

(2007-08=100)

| | | | | | | | | | | | | | |
|----------|--------|--------|--------|--------|--------|--------|--------|--------|--------|--------|--------|--------|--------|
| 2012-13 | 166.19 | 207.70 | 171.54 | 172.43 | 207.02 | 172.24 | 194.72 | 201.93 | 99.19 | 101.34 | 203.24 | 279.84 | 319.16 |
| 2013-14 | 191.83 | 211.76 | 196.23 | 210.37 | 220.93 | 205.78 | 139.04 | 206.98 | 99.19 | 102.28 | 215.49 | 193.08 | 308.00 |
| 2014-15 | 203.54 | 243.81 | 219.96 | 219.91 | 239.23 | 198.20 | 149.19 | 217.88 | 99.19 | 103.59 | 192.27 | 189.96 | 295.24 |
| 2015-16 | 213.66 | 248.23 | 218.49 | 223.59 | 246.04 | 196.65 | 233.09 | 237.16 | 100.75 | 118.70 | 242.82 | 189.17 | 292.27 |
| 2016-17 | 229.42 | 258.73 | 219.63 | 243.11 | 252.64 | 194.74 | 288.67 | 242.70 | 99.77 | 125.99 | 243.24 | 190.21 | 293.92 |
| 2016 Aug | 235.25 | 252.73 | 221.01 | 238.04 | 248.53 | 193.41 | 309.22 | 267.60 | 99.45 | 118.83 | 230.46 | 190.20 | 293.85 |
| Sep | 231.01 | 257.57 | 221.24 | 238.04 | 248.76 | 192.40 | 299.87 | 269.18 | 99.45 | 118.83 | 230.56 | 190.12 | 293.85 |
| Oct | 226.38 | 257.57 | 220.59 | 238.04 | 249.21 | 194.90 | 307.94 | 262.43 | 99.45 | 128.15 | 230.56 | 190.17 | 293.85 |
| Nov | 227.22 | 257.57 | 220.54 | 238.04 | 252.52 | 196.86 | 327.54 | 272.80 | 99.45 | 128.15 | 232.40 | 190.38 | 293.85 |
| Dec | 229.61 | 257.57 | 218.90 | 238.04 | 252.95 | 196.85 | 328.97 | 235.83 | 100.00 | 128.44 | 240.04 | 190.44 | 293.85 |
| 2017 Jan | 230.47 | 257.57 | 219.07 | 238.04 | 254.27 | 197.36 | 318.36 | 244.78 | 100.00 | 128.44 | 241.34 | 190.41 | 293.85 |
| Feb | 225.71 | 257.27 | 219.31 | 238.04 | 254.42 | 197.50 | 269.57 | 235.50 | 100.00 | 128.44 | 244.86 | 190.46 | 293.85 |
| Mar | 226.58 | 262.24 | 218.15 | 245.21 | 254.42 | 197.79 | 250.54 | 223.81 | 100.00 | 128.44 | 254.52 | 190.42 | 293.85 |
| Apr | 229.75 | 262.24 | 218.15 | 245.21 | 254.71 | 194.97 | 242.58 | 221.44 | 100.00 | 128.44 | 256.18 | 190.30 | 293.85 |
| May | 227.54 | 264.31 | 218.36 | 261.28 | 255.13 | 191.32 | 252.55 | 214.13 | 100.00 | 128.44 | 264.11 | 189.72 | 294.51 |
| Jun | 227.93 | 266.86 | 219.35 | 261.28 | 258.19 | 189.57 | 247.19 | 210.04 | 100.00 | 128.44 | 263.86 | 189.72 | 294.01 |
| Jul | 229.39 | 279.71 | 221.77 | 266.02 | 269.53 | 188.03 | 236.55 | 203.39 | 100.00 | 128.44 | 261.18 | 189.72 | 294.01 |
| Aug | 228.42 | 282.01 | 222.44 | 266.02 | 268.85 | 186.18 | 226.59 | 221.26 | 100.00 | 128.44 | 258.68 | 199.08 | 294.50 |

Contd.

7.9 Index number of wholesale prices by commodities

| Year/month | FOOD, BEVERAGES, TOBACCO TEXTILE, APPAREL, LEATHER TEXTILE | | | | | | | | | |
|---------------|--|-----------|-----------------|-------------|------------|--------------|---------------|----------------|---------------|----------------------|
| | Mineral Water | Beverages | Tobacco Product | Cotton Yarn | Nylon Yarn | Blended Yarn | Woven Fabrics | Cotton Fabrics | Other Fabrics | Silk & Reyon Fabrics |
| (2007-08=100) | | | | | | | | | | |
| 2012-13 | 168.78 | 137.45 | 208.80 | 208.38 | 181.46 | 193.63 | 196.76 | 175.90 | 166.96 | 152.04 |
| 2013-14 | 182.07 | 151.87 | 246.42 | 213.03 | 178.22 | 198.57 | 222.82 | 189.15 | 182.16 | 161.87 |
| 2014-15 | 186.75 | 170.90 | 296.01 | 180.86 | 157.07 | 189.75 | 247.06 | 199.86 | 207.66 | 177.39 |
| 2015-16 | 190.57 | 172.11 | 378.88 | 173.44 | 147.60 | 180.47 | 270.86 | 203.54 | 218.26 | 187.05 |
| 2016-17 | 197.93 | 172.31 | 429.82 | 198.86 | 144.76 | 180.50 | 299.85 | 209.64 | 224.71 | 189.20 |
| 2016 Aug | 196.22 | 172.44 | 435.03 | 204.03 | 147.08 | 177.65 | 279.69 | 209.09 | 224.29 | 190.96 |
| Sep | 197.57 | 172.44 | 435.03 | 194.81 | 147.08 | 179.64 | 279.69 | 209.09 | 224.29 | 190.96 |
| Oct | 197.57 | 172.33 | 435.03 | 191.17 | 143.99 | 179.64 | 286.46 | 209.09 | 224.29 | 190.96 |
| Nov | 197.57 | 172.33 | 435.03 | 191.63 | 143.99 | 179.94 | 286.46 | 209.09 | 224.94 | 191.76 |
| Dec | 198.57 | 172.33 | 435.03 | 194.35 | 143.99 | 180.58 | 310.72 | 209.34 | 224.40 | 189.21 |
| 2017 Jan | 198.57 | 172.33 | 445.85 | 196.95 | 143.99 | 180.91 | 310.72 | 209.34 | 224.40 | 188.10 |
| Feb | 198.57 | 172.33 | 445.85 | 203.06 | 143.99 | 181.06 | 310.72 | 209.30 | 224.40 | 186.55 |
| Mar | 198.57 | 172.33 | 445.85 | 203.06 | 143.99 | 182.33 | 310.72 | 209.30 | 224.40 | 186.55 |
| Apr | 198.57 | 172.33 | 445.85 | 203.06 | 143.99 | 182.78 | 310.72 | 209.95 | 224.40 | 186.55 |
| May | 198.57 | 172.03 | 445.85 | 203.16 | 143.99 | 182.28 | 316.28 | 211.60 | 227.16 | 188.89 |
| Jun | 198.57 | 172.03 | 318.37 | 203.44 | 143.99 | 182.11 | 316.28 | 211.60 | 227.16 | 188.89 |
| Jul | 199.51 | 172.92 | 318.37 | 202.68 | 143.99 | 182.65 | 316.28 | 211.33 | 227.16 | 188.89 |
| Aug | 199.51 | 172.85 | 318.37 | 202.49 | 143.99 | 183.38 | 316.28 | 211.33 | 227.16 | 188.89 |

Contd.

7.9 Index number of wholesale prices by commodities

| Year / month | FOOD, BEVERAGES, TOBACCO TEXTILE, APPAREL, LEATHER TEXTILE | | | | | | | | | | |
|---------------|--|----------|----------|--------|----------------|-------------------|-----------------|---------------------|-----------------------|---------------------|------------|
| | Towels | Blankets | Bedsheet | Quilt | Woolen Carpets | Synthetic Carpets | Hosiery Product | Ready made Garments | Leather without Hairs | Other Leather N.E.C | Foot wears |
| (2007-08=100) | | | | | | | | | | | |
| 2012-13 | 202.34 | 179.22 | 201.81 | 150.78 | 106.55 | 116.43 | 176.65 | 137.23 | 111.60 | 130.47 | 134.42 |
| 2013-14 | 231.49 | 205.36 | 230.69 | 166.21 | 110.96 | 115.50 | 191.70 | 156.73 | 168.48 | 288.58 | 134.22 |
| 2014-15 | 257.45 | 230.50 | 249.94 | 187.32 | 130.72 | 124.64 | 212.44 | 184.42 | 215.90 | 221.91 | 134.22 |
| 2015-16 | 267.20 | 241.24 | 256.29 | 198.19 | 155.16 | 128.26 | 222.15 | 193.88 | 220.42 | 206.93 | 137.54 |
| 2016-17 | 271.92 | 246.60 | 256.73 | 198.19 | 193.95 | 129.82 | 236.13 | 199.46 | 222.98 | 207.31 | 145.05 |
| 2016 Aug | 267.20 | 243.93 | 256.29 | 198.00 | 181.55 | 129.25 | 224.73 | 200.66 | 221.97 | 207.31 | 143.97 |
| Sep | 267.20 | 243.93 | 256.29 | 198.00 | 196.43 | 129.25 | 224.11 | 200.55 | 221.97 | 207.31 | 143.97 |
| Oct | 267.20 | 247.38 | 257.96 | 199.16 | 196.43 | 129.25 | 225.43 | 200.44 | 221.97 | 207.31 | 145.51 |
| Nov | 271.17 | 247.52 | 257.96 | 203.79 | 196.43 | 129.25 | 241.05 | 200.44 | 229.40 | 207.31 | 145.51 |
| Dec | 271.17 | 247.52 | 257.96 | 203.79 | 196.43 | 129.25 | 241.83 | 201.70 | 226.61 | 207.31 | 145.51 |
| 2017 Jan | 271.17 | 247.52 | 256.07 | 203.79 | 196.43 | 129.25 | 241.83 | 199.15 | 221.97 | 207.31 | 145.51 |
| Feb | 276.14 | 247.38 | 256.07 | 203.79 | 196.43 | 129.25 | 241.83 | 199.15 | 221.97 | 207.31 | 145.51 |
| Mar | 276.14 | 247.52 | 256.07 | 203.79 | 196.43 | 130.95 | 241.83 | 196.08 | 221.97 | 207.31 | 145.51 |
| Apr | 276.14 | 247.52 | 256.07 | 203.79 | 196.43 | 130.95 | 241.83 | 197.19 | 221.97 | 207.31 | 145.51 |
| May | 276.14 | 247.52 | 256.87 | 203.79 | 196.43 | 130.95 | 243.31 | 197.19 | 221.97 | 207.31 | 145.51 |
| Jun | 276.14 | 247.52 | 256.87 | 203.79 | 196.43 | 130.95 | 243.31 | 201.37 | 221.97 | 207.31 | 145.51 |
| Jul | 276.14 | 247.52 | 256.87 | 208.42 | 196.43 | 130.95 | 243.31 | 201.37 | 221.97 | 207.31 | 145.51 |
| Aug | 276.14 | 247.52 | 256.87 | 208.42 | 196.43 | 130.95 | 243.31 | 201.37 | 221.97 | 207.31 | 145.51 |

Contd.

7.9 Index number of wholesale prices by commodities

| Year/month | OTHER TRANSPORTABLE GOODS | | | | | | | | | | | | |
|---------------|---------------------------|----------------|------------|--------|-------------|------------|--------------|-------------|------------|-----------|-----------------|-------------|------------|
| | Timber | Printing Paper | Hard Board | Coke | Motor Sprit | Diesel Oil | Kerosine Oil | Furnace Oil | Mobile Oil | Chemicals | Dying Materials | Fertilizers | Pesticides |
| (2007-08=100) | | | | | | | | | | | | | |
| 2012-13 | 149.51 | 158.66 | 193.63 | 163.45 | 168.70 | 257.74 | 260.42 | 177.08 | 183.78 | 154.14 | 105.42 | 261.38 | 195.99 |
| 2013-14 | 170.36 | 169.84 | 220.14 | 163.45 | 184.99 | 271.23 | 283.49 | 176.90 | 194.20 | 171.90 | 115.91 | 266.33 | 227.17 |
| 2014-15 | 195.72 | 167.58 | 218.10 | 163.45 | 147.81 | 214.81 | 228.04 | 132.51 | 201.20 | 196.13 | 145.04 | 272.04 | 281.42 |
| 2015-16 | 214.44 | 163.34 | 199.14 | 163.45 | 120.71 | 157.60 | 137.91 | 70.22 | 198.20 | 184.23 | 146.55 | 267.53 | 310.85 |
| 2016-17 | 225.62 | 166.07 | 212.50 | 163.45 | 115.52 | 149.70 | 115.81 | 93.94 | 197.45 | 174.85 | 146.55 | 219.37 | 306.54 |
| 2016 Aug | 220.36 | 164.90 | 197.92 | 163.45 | 108.54 | 144.34 | 115.11 | 75.95 | 196.00 | 177.26 | 146.55 | 226.26 | 308.79 |
| Sep | 220.36 | 164.90 | 197.92 | 163.45 | 108.54 | 144.34 | 115.11 | 80.68 | 196.00 | 177.38 | 146.55 | 224.61 | 308.79 |
| Oct | 224.68 | 164.90 | 197.92 | 163.45 | 108.54 | 144.34 | 115.11 | 85.40 | 195.35 | 177.41 | 146.55 | 221.56 | 308.79 |
| Nov | 224.68 | 164.90 | 197.92 | 163.45 | 108.54 | 144.34 | 115.11 | 92.32 | 195.35 | 175.41 | 146.55 | 216.35 | 308.75 |
| Dec | 225.41 | 165.63 | 220.83 | 163.45 | 111.92 | 147.31 | 115.11 | 96.87 | 196.91 | 175.83 | 146.55 | 215.07 | 304.43 |
| 2017 Jan | 225.41 | 165.63 | 220.83 | 163.45 | 115.01 | 149.57 | 115.49 | 108.68 | 196.91 | 177.81 | 146.55 | 215.39 | 304.43 |
| Feb | 225.41 | 165.63 | 220.83 | 163.45 | 120.40 | 153.09 | 115.11 | 105.61 | 196.91 | 170.99 | 146.55 | 215.96 | 304.43 |
| Mar | 226.13 | 165.63 | 220.83 | 163.45 | 123.29 | 155.81 | 117.12 | 104.67 | 196.91 | 170.99 | 146.55 | 216.49 | 304.43 |
| Apr | 231.53 | 173.54 | 220.83 | 163.45 | 124.98 | 156.91 | 117.12 | 98.59 | 200.49 | 170.99 | 146.55 | 218.31 | 304.43 |
| May | 231.53 | 165.63 | 220.83 | 163.45 | 124.98 | 156.91 | 117.12 | 99.91 | 201.29 | 173.01 | 146.55 | 218.85 | 304.43 |
| Jun | 231.53 | 165.67 | 220.83 | 163.45 | 122.95 | 155.08 | 117.12 | 98.32 | 201.29 | 172.93 | 146.55 | 216.40 | 304.43 |
| Jul | 231.53 | 166.11 | 220.83 | 163.45 | 120.42 | 153.43 | 117.12 | 97.35 | 201.29 | 177.88 | 146.55 | 215.02 | 306.06 |
| Aug | 231.53 | 166.40 | 225.00 | 163.45 | 117.38 | 150.68 | 117.12 | 101.72 | 201.29 | 180.49 | 146.55 | 215.94 | 306.06 |

Contd.

7.9 Index number of wholesale prices by commodities

| Year / month | OTHER TRANSPORTABLE GOODS | | | | | | | | | | | | |
|---------------|---------------------------|--------------------|-----------|-------------------|------------|------------------|--------------|----------------------|---------------------|-----------------------|--------|-----------|---------|
| | Insecticides | Paints & Varnishes | Medicines | Soaps & Detergent | Auto Tyers | Plastic Products | Glass Sheets | Other Glass Articles | Ceramics & Sanitary | Bricks Blocks & Tiles | Cement | Bed Foams | Matches |
| (2007-08=100) | | | | | | | | | | | | | |
| 2012-13 | 120.85 | 237.85 | 138.59 | 167.01 | 180.56 | 193.02 | 192.56 | 199.82 | 158.32 | 176.20 | 185.77 | 141.29 | 132.57 |
| 2013-14 | 143.37 | 260.43 | 139.76 | 180.26 | 185.96 | 201.16 | 207.04 | 212.10 | 182.46 | 193.91 | 203.42 | 148.32 | 143.20 |
| 2014-15 | 160.37 | 285.05 | 144.94 | 178.53 | 190.42 | 216.58 | 220.72 | 234.52 | 213.29 | 206.14 | 208.01 | 154.60 | 146.44 |
| 2015-16 | 135.83 | 295.05 | 151.50 | 176.76 | 188.83 | 228.68 | 231.30 | 247.70 | 226.84 | 215.66 | 206.72 | 161.34 | 162.62 |
| 2016-17 | 139.49 | 295.34 | 170.26 | 189.10 | 178.50 | 226.65 | 281.84 | 306.65 | 233.70 | 219.60 | 214.45 | 165.54 | 165.53 |
| 2016 Aug | 137.12 | 295.36 | 162.78 | 185.30 | 181.25 | 228.35 | 247.94 | 299.07 | 233.48 | 218.86 | 211.14 | 158.83 | 162.62 |
| Sep | 135.58 | 295.36 | 168.09 | 186.25 | 181.25 | 228.35 | 247.94 | 299.07 | 233.48 | 218.21 | 213.44 | 160.50 | 162.62 |
| Oct | 135.58 | 295.36 | 168.17 | 187.54 | 181.83 | 228.35 | 282.43 | 299.07 | 233.48 | 218.83 | 212.72 | 160.50 | 162.62 |
| Nov | 135.98 | 295.36 | 168.53 | 187.81 | 177.38 | 225.73 | 283.21 | 299.07 | 234.18 | 219.15 | 212.63 | 164.33 | 162.62 |
| Dec | 138.00 | 296.43 | 168.57 | 190.20 | 176.87 | 225.73 | 297.20 | 305.47 | 234.18 | 219.02 | 213.07 | 167.17 | 162.62 |
| 2017 Jan | 141.62 | 296.43 | 173.72 | 190.99 | 176.87 | 225.73 | 297.20 | 306.37 | 234.18 | 219.28 | 217.11 | 168.33 | 165.53 |
| Feb | 143.12 | 296.43 | 173.83 | 191.29 | 177.07 | 225.73 | 297.20 | 307.95 | 234.18 | 219.99 | 218.23 | 167.17 | 165.53 |
| Mar | 143.92 | 294.51 | 174.85 | 191.21 | 177.07 | 225.88 | 298.97 | 312.91 | 233.92 | 220.98 | 216.71 | 170.83 | 165.53 |
| Apr | 142.02 | 294.51 | 174.00 | 191.21 | 177.07 | 225.88 | 298.97 | 317.24 | 233.92 | 220.73 | 216.55 | 170.00 | 171.36 |
| May | 141.71 | 294.51 | 174.00 | 191.14 | 177.07 | 225.88 | 298.97 | 317.24 | 233.92 | 220.73 | 214.78 | 170.00 | 171.36 |
| Jun | 141.88 | 294.51 | 174.00 | 191.14 | 177.07 | 225.88 | 298.97 | 317.24 | 233.92 | 220.73 | 215.12 | 170.00 | 171.36 |
| Jul | 139.64 | 294.51 | 174.14 | 191.20 | 177.07 | 225.88 | 298.97 | 317.24 | 232.65 | 221.24 | 220.11 | 170.33 | 171.36 |
| Aug | 142.41 | 294.56 | 174.94 | 191.20 | 177.07 | 225.88 | 298.97 | 317.24 | 232.65 | 221.50 | 221.52 | 170.33 | 171.36 |

Contd.

7.9 Index number of wholesale prices by commodities

| Year/month | METAL PRODUCT MACHINERY & EQUIPMENT | | | | | | | | | |
|---------------|-------------------------------------|---------------------|---------------|----------------|-----------------|--------------|------------------|-------------|--------------|----------|
| | Pig Iron | Steel Bars & Sheets | Pipe Fittings | Steel Products | Engine & Motors | Vacuum Pumps | Air Conditioners | Cultivators | Chuff Cutter | Tractors |
| (2007-08=100) | | | | | | | | | | |
| 2012-13 | 128.97 | 134.92 | 143.38 | 162.79 | 109.07 | 115.39 | 174.17 | 187.71 | 140.67 | 161.96 |
| 2013-14 | 128.97 | 140.15 | 163.38 | 169.47 | 109.07 | 115.39 | 180.79 | 215.46 | 146.36 | 188.81 |
| 2014-15 | 128.97 | 144.81 | 189.28 | 173.11 | 109.07 | 115.39 | 195.28 | 224.52 | 149.20 | 214.54 |
| 2015-16 | 128.97 | 128.59 | 193.28 | 175.40 | 109.14 | 115.24 | 200.41 | 219.76 | 149.20 | 207.71 |
| 2016-17 | 128.97 | 128.39 | 205.18 | 177.31 | 115.34 | 121.58 | 200.49 | 197.94 | 152.04 | 202.23 |
| 2016 Aug | 128.97 | 122.74 | 193.63 | 176.99 | 109.24 | 114.95 | 201.18 | 219.76 | 149.20 | 203.68 |
| Sep | 128.97 | 120.46 | 193.63 | 176.99 | 109.24 | 114.95 | 201.18 | 219.76 | 149.20 | 203.68 |
| Oct | 128.97 | 120.20 | 193.63 | 177.06 | 109.24 | 114.95 | 201.18 | 190.66 | 149.20 | 201.75 |
| Nov | 128.97 | 126.37 | 193.63 | 177.38 | 128.30 | 133.32 | 201.18 | 190.66 | 153.46 | 201.75 |
| Dec | 128.97 | 127.05 | 203.49 | 177.38 | 116.98 | 123.69 | 199.33 | 190.66 | 153.46 | 201.75 |
| 2017 Jan | 128.97 | 129.19 | 214.33 | 177.41 | 116.98 | 123.69 | 200.10 | 190.66 | 153.46 | 201.75 |
| Feb | 128.97 | 129.50 | 214.33 | 177.41 | 116.98 | 123.69 | 200.10 | 190.66 | 153.46 | 201.75 |
| Mar | 128.97 | 133.96 | 215.29 | 177.48 | 116.98 | 123.69 | 200.10 | 190.66 | 153.46 | 201.75 |
| Apr | 128.97 | 134.87 | 215.29 | 177.56 | 116.98 | 123.69 | 200.10 | 190.66 | 153.46 | 201.75 |
| May | 128.97 | 135.13 | 215.66 | 177.56 | 116.98 | 123.69 | 200.10 | 190.66 | 153.46 | 201.75 |
| Jun | 128.97 | 136.91 | 215.66 | 177.56 | 116.98 | 123.69 | 200.10 | 190.66 | 153.46 | 201.75 |
| Jul | 128.97 | 137.44 | 215.66 | 177.56 | 116.98 | 123.69 | 200.10 | 190.66 | 153.46 | 201.75 |
| Aug | 128.97 | 138.48 | 215.66 | 177.56 | 116.98 | 123.69 | 200.10 | 190.66 | 153.46 | 201.75 |

Contd.

7.9 Index number of wholesale prices by commodities

| Year / month | METAL PRODUCT MACHINERY & EQUIPMENT | | | | | | | | |
|---------------|-------------------------------------|----------------|------------------------------|------------------|----------------------|--------------------|----------------|--------------|----------|
| | Lathe Machine | Concrete Mixer | Refrige Wash & Sew mach Iron | Electrical Wires | Lighting Equip-ments | Radio & Television | Motor Vehicles | Motor Cycles | Bicycles |
| (2007-08=100) | | | | | | | | | |
| 2012-13 | 147.68 | 138.83 | 167.54 | 160.01 | 147.57 | 127.52 | 170.90 | 125.06 | 177.20 |
| 2013-14 | 186.40 | 138.83 | 188.44 | 173.65 | 163.03 | 126.49 | 179.74 | 125.61 | 181.58 |
| 2014-15 | 208.81 | 138.83 | 197.51 | 186.83 | 166.63 | 126.49 | 182.92 | 127.07 | 184.24 |
| 2015-16 | 208.81 | 138.83 | 199.91 | 194.12 | 167.74 | 127.36 | 184.05 | 125.89 | 185.97 |
| 2016-17 | 234.57 | 138.83 | 207.81 | 201.10 | 171.45 | 140.01 | 190.70 | 125.89 | 187.75 |
| 2016 Aug | 214.81 | 138.83 | 204.03 | 195.19 | 172.03 | 140.42 | 185.25 | 125.89 | 187.65 |
| Sep | 221.65 | 138.83 | 204.03 | 195.19 | 172.03 | 140.42 | 191.39 | 125.89 | 187.65 |
| Oct | 241.06 | 138.83 | 204.00 | 195.19 | 171.92 | 140.42 | 191.39 | 125.89 | 187.65 |
| Nov | 241.06 | 138.83 | 204.01 | 200.83 | 172.50 | 140.42 | 191.39 | 125.89 | 188.81 |
| Dec | 241.06 | 138.83 | 207.15 | 204.51 | 172.50 | 140.42 | 191.39 | 125.89 | 187.65 |
| 2017 Jan | 241.06 | 138.83 | 207.15 | 204.51 | 170.73 | 140.42 | 191.39 | 125.89 | 187.65 |
| Feb | 241.06 | 138.83 | 207.15 | 204.51 | 170.73 | 140.42 | 191.39 | 125.89 | 187.65 |
| Mar | 241.06 | 138.83 | 208.84 | 204.51 | 170.73 | 140.42 | 191.39 | 125.89 | 187.65 |
| Apr | 241.06 | 138.83 | 213.78 | 204.51 | 170.73 | 140.42 | 191.39 | 125.89 | 187.65 |
| May | 241.06 | 138.83 | 214.75 | 204.51 | 170.73 | 140.42 | 191.39 | 125.89 | 187.65 |
| Jun | 241.06 | 138.83 | 214.85 | 204.51 | 170.73 | 140.42 | 195.36 | 125.89 | 187.65 |
| Jul | 241.06 | 138.83 | 214.93 | 205.92 | 170.73 | 140.42 | 195.36 | 125.89 | 185.81 |
| Aug | 241.06 | 138.83 | 214.97 | 205.92 | 170.73 | 140.42 | 195.36 | 125.89 | 187.65 |

7.10 Intercity Wholesale Prices of Selected Commodities

| Group/Commodity/Item Specification | Unit | City | Prices (Rs.) | | | % Change in August, 2017 Over | |
|--|---------|------|--------------|------------|------------|-------------------------------|------------|
| | | | Aug., 2017 | July, 2017 | Aug., 2016 | July, 2017 | Aug., 2016 |
| 1. Agriculture Forestry & Fishery | | | | | | | |
| 001. Wheat | | | | | | | |
| 0111201. WHEAT AVG. QLTY. | 100 KG. | LAH | 3025.00 | 3143.50 | 3312.50 | -3.77 | -8.68 |
| | | FAS | 2937.50 | 3000.00 | 3137.50 | -2.08 | -6.37 |
| | | RAW | 3325.00 | 3325.00 | 3375.00 | 0.00 | -1.48 |
| | | MUL | 2925.00 | 3025.00 | 3162.50 | -3.31 | -7.51 |
| | | GUJ | 3100.00 | 3100.00 | 3200.00 | 0.00 | -3.13 |
| | | SAH | 2775.00 | 3031.25 | 3156.50 | -8.45 | -12.09 |
| | | SAR | 2800.00 | 2822.50 | 3050.00 | -0.80 | -8.20 |
| | | SKT | 3250.00 | 3250.00 | 3400.00 | 0.00 | -4.41 |
| | | BPR | 2937.50 | 2937.50 | 3187.50 | 0.00 | -7.84 |
| | | GJT | 3175.00 | 3175.00 | 3200.00 | 0.00 | -0.78 |
| | | KSR | 2825.00 | 2907.50 | 3287.50 | -2.84 | -14.07 |
| | | KAR | 3400.00 | 3400.00 | 3500.00 | 0.00 | -2.86 |
| | | HYD | 3060.00 | 3100.00 | 3260.00 | -1.29 | -6.13 |
| | | SKR | 3125.00 | 3125.00 | 3400.00 | 0.00 | -8.09 |
| | | LRK | 3125.00 | 3125.00 | 3125.00 | 0.00 | 0.00 |
| | | MPK | 2875.00 | 2875.00 | 2900.00 | 0.00 | -0.86 |
| | | NWB | 3200.00 | 3200.00 | 3000.00 | 0.00 | 6.67 |
| | | PSH | 2900.00 | 2980.00 | 3150.00 | -2.68 | -7.94 |
| | | BNU | 3100.00 | 3100.00 | 3250.00 | 0.00 | -4.62 |
| 002. Maize | | | | | | | |
| 0112201. MAIZE AVG. QLTY. | 40 KG. | LAH | 875.00 | 875.00 | 875.00 | 0.00 | 0.00 |
| | | FAS | 925.00 | 950.00 | 1450.00 | -2.63 | -36.21 |
| | | RAW | 1187.50 | 1187.50 | 1187.50 | 0.00 | 0.00 |
| | | SAR | 1500.00 | 1500.00 | 1550.00 | 0.00 | -3.23 |
| | | KSR | 875.00 | 875.00 | 825.00 | 0.00 | 6.06 |
| | | KAR | 1420.00 | 1380.00 | 1640.00 | 2.90 | -13.41 |
| | | HYD | 1087.50 | 1050.00 | 1125.00 | 3.57 | -3.33 |
| | | PSH | 920.00 | 880.00 | 1160.00 | 4.55 | -20.69 |
| | | BNU | 1400.00 | 1400.00 | 1400.00 | 0.00 | 0.00 |
| | | QTA | 1480.00 | 1480.00 | 1390.00 | 0.00 | 6.47 |
| 003. Rice | | | | | | | |
| 0113201. RICE BASMATI SUP. QLTY. | 40 KG. | LAH | 4300.00 | 3950.00 | 3462.50 | 8.86 | 24.19 |
| | | FAS | 4100.00 | 4100.00 | 2700.00 | 0.00 | 51.85 |
| | | RAW | 5050.00 | 5050.00 | 4725.00 | 0.00 | 6.88 |
| | | MUL | 3900.00 | 3950.00 | 3150.00 | -1.27 | 23.81 |
| | | GUJ | 4200.00 | 4200.00 | 3050.00 | 0.00 | 37.70 |
| | | SKT | 4000.00 | 4000.00 | 3100.00 | 0.00 | 29.03 |
| | | KAR | 4900.00 | 5100.00 | 3960.00 | -3.92 | 23.74 |
| | | HYD | 4450.00 | 4350.00 | 3850.00 | 2.30 | 15.58 |
| | | MPK | 5000.00 | 4600.00 | 3600.00 | 8.70 | 38.89 |
| | | PSH | 4600.00 | 4600.00 | 3350.00 | 0.00 | 37.31 |
| | | MNG | 4200.00 | 4100.00 | 3050.00 | 2.44 | 37.70 |
| | | QTA | 5200.00 | 5200.00 | 4800.00 | 0.00 | 8.33 |
| 0113202. RICE BASMATI BROKEN AVG. QLTY. | 40 KG. | LAH | 2250.00 | 2150.00 | 1820.00 | 4.65 | 23.63 |
| | | RAW | 3050.00 | 3050.00 | 2825.00 | 0.00 | 7.96 |
| | | GUJ | 1900.00 | 1900.00 | 1900.00 | 0.00 | 0.00 |
| | | SAH | 2600.00 | 2600.00 | 1625.00 | 0.00 | 60.00 |
| | | SKT | 1800.00 | 1800.00 | 1800.00 | 0.00 | 0.00 |
| | | BPR | 2250.00 | 2250.00 | 1950.00 | 0.00 | 15.38 |
| | | GJT | 2000.00 | 2000.00 | 1800.00 | 0.00 | 11.11 |
| | | KSR | 2250.00 | 2137.50 | 1925.00 | 5.26 | 16.88 |
| | | KAR | 2440.00 | 2600.00 | 1950.00 | -6.15 | 25.13 |
| | | HYD | 2250.00 | 2250.00 | 1825.00 | 0.00 | 23.29 |
| | | SKR | 2000.00 | 2000.00 | 2000.00 | 0.00 | 0.00 |

Contd.

7.10 Intercity Wholesale Prices of Selected Commodities

| Group/Commodity/Item Specification | Unit | City | Prices (Rs.) | | | % Change in August, 2017 Over | |
|---------------------------------------|---------|------|--------------|------------|------------|-------------------------------|------------|
| | | | Aug., 2017 | July, 2017 | Aug., 2016 | July, 2017 | Aug., 2016 |
| | | LRK | 2640.00 | 2560.00 | 2500.00 | 3.13 | 5.60 |
| | | MPK | 2400.00 | 2100.00 | 1520.00 | 14.29 | 57.89 |
| | | PSH | 2500.00 | 2500.00 | 1650.00 | 0.00 | 51.52 |
| | | BNU | 1650.00 | 1650.00 | 1650.00 | 0.00 | 0.00 |
| | | QTA | 3200.00 | 3200.00 | 2400.00 | 0.00 | 33.33 |
| 0113203. RICE IRRI-9 PUNJAB | 40 KG. | LAH | 1875.00 | 1862.50 | 1700.00 | 0.67 | 10.29 |
| | | FAS | 1840.00 | 1840.00 | 1400.00 | 0.00 | 31.43 |
| | | RAW | 2150.00 | 2150.00 | 2225.00 | 0.00 | -3.37 |
| | | SAR | 2000.00 | 2000.00 | 1750.00 | 0.00 | 14.29 |
| | | SKT | 1600.00 | 1600.00 | 1600.00 | 0.00 | 0.00 |
| | | QTA | 1600.00 | 1600.00 | 1360.00 | 0.00 | 17.65 |
| 0113204. RICE IRRI-6 SINDH | 40 KG. | KAR | 1320.00 | 1320.00 | 1320.00 | 0.00 | 0.00 |
| | | HYD | 1625.00 | 1625.00 | 1425.00 | 0.00 | 14.04 |
| | | SKR | 1440.00 | 1440.00 | 1440.00 | 0.00 | 0.00 |
| | | LRK | 1360.00 | 1360.00 | 1360.00 | 0.00 | 0.00 |
| | | NWB | 1800.00 | 1800.00 | 1800.00 | 0.00 | 0.00 |
| | | PSH | 1800.00 | 1800.00 | 1900.00 | 0.00 | -5.26 |
| | | QTA | 1440.00 | 1440.00 | 1080.00 | 0.00 | 33.33 |
| 004. Sorghum / Jowar | | | | | | | |
| 0114201. JOWAR AVG. QLTY. | 40 KG. | LAH | 1225.00 | 1225.00 | 1550.00 | 0.00 | -20.97 |
| | | FAS | 862.50 | 955.00 | 1250.00 | -9.69 | -31.00 |
| | | SAR | 1575.00 | 1575.00 | 1650.00 | 0.00 | -4.55 |
| | | GJT | 1200.00 | 1200.00 | 1600.00 | 0.00 | -25.00 |
| | | KAR | 1420.00 | 1420.00 | 1580.00 | 0.00 | -10.13 |
| | | HYD | 950.00 | 950.00 | 1350.00 | 0.00 | -29.63 |
| | | PSH | 1100.00 | 1142.00 | 1700.00 | -3.68 | -35.29 |
| 005. Millet / Bajra | | | | | | | |
| 0118201. BAJRA AVG. QLTY. | 40 KG. | LAH | 975.00 | 975.00 | 1325.00 | 0.00 | -26.42 |
| | | FAS | 920.00 | 940.00 | 1190.00 | -2.13 | -22.69 |
| | | SAR | 1225.00 | 1225.00 | 1275.00 | 0.00 | -3.92 |
| | | GJT | 925.00 | 925.00 | 1400.00 | 0.00 | -33.93 |
| | | KAR | 1080.00 | 1160.00 | 1420.00 | -6.90 | -23.94 |
| | | HYD | 980.00 | 980.00 | 1600.00 | 0.00 | -38.75 |
| | | PSH | 980.00 | 1036.00 | 1469.00 | -5.41 | -33.29 |
| 006. Vegetables | | | | | | | |
| 0122201. CUCUMBER (KHEERA) AVG. QLTY. | 100 KG. | LAH | 3100.00 | 2050.00 | 3950.00 | 51.22 | -21.52 |
| | | FAS | 4750.00 | 2750.00 | 6250.00 | 72.73 | -24.00 |
| | | RAW | 5350.00 | 3550.00 | 5350.00 | 50.70 | 0.00 |
| | | MUL | 6500.00 | 4100.00 | 5250.00 | 58.54 | 23.81 |
| | | GUJ | 3750.00 | 3000.00 | 4000.00 | 25.00 | -6.25 |
| | | SAR | 4200.00 | 3350.00 | 8550.00 | 25.37 | -50.88 |
| | | SKT | 4250.00 | 5000.00 | 7000.00 | -15.00 | -39.29 |
| | | KAR | 2300.00 | 1900.00 | 2600.00 | 21.05 | -11.54 |
| | | HYD | 3500.00 | 3000.00 | 4500.00 | 16.67 | -22.22 |
| | | SKR | 3000.00 | 4000.00 | 4000.00 | -25.00 | -25.00 |
| | | PSH | 3000.00 | 2500.00 | 3000.00 | 20.00 | 0.00 |
| | | BNU | 6000.00 | 3000.00 | 6000.00 | 100.00 | 0.00 |
| | | QTA | 4200.00 | 4200.00 | 4600.00 | 0.00 | -8.70 |
| 0122401. TOMATOES AVG. QLTY. | 40 KG. | LAH | 1625.00 | 1225.00 | 1930.00 | 32.65 | -15.80 |
| | | FAS | 1800.00 | 1300.00 | 2200.00 | 38.46 | -18.18 |
| | | RAW | 1622.50 | 1290.00 | 1825.00 | 25.78 | -11.10 |
| | | MUL | 1375.00 | 1550.00 | 1800.00 | -11.29 | -23.61 |
| | | GUJ | 1700.00 | 1200.00 | 2050.00 | 41.67 | -17.07 |
| | | SAH | 1625.00 | 3150.00 | 2030.00 | -48.41 | -19.95 |
| | | SAR | 1250.00 | 1290.00 | 2735.00 | -3.10 | -54.30 |
| | | SKT | 1000.00 | 1000.00 | 2500.00 | 0.00 | -60.00 |

Contd.

7.10 Intercity Wholesale Prices of Selected Commodities

| Group/Commodity/Item Specification | Unit | City | Prices (Rs.) | | | % Change in August, 2017 Over | |
|------------------------------------|---------|------|--------------|------------|------------|-------------------------------|------------|
| | | | Aug., 2017 | July, 2017 | Aug., 2016 | July, 2017 | Aug., 2016 |
| | | BPR | 1680.00 | 1000.00 | 1960.00 | 68.00 | -14.29 |
| | | GJT | 1600.00 | 800.00 | 2050.00 | 100.00 | -21.95 |
| | | KAR | 580.00 | 920.00 | 760.00 | -36.96 | -23.68 |
| | | HYD | 1250.00 | 900.00 | 2000.00 | 38.89 | -37.50 |
| | | SKR | 1000.00 | 2000.00 | 1600.00 | -50.00 | -37.50 |
| | | LRK | 2120.00 | 2000.00 | 2320.00 | 6.00 | -8.62 |
| | | MPK | 1350.00 | 725.00 | 1550.00 | 86.21 | -12.90 |
| | | PSH | 1200.00 | 850.00 | 1600.00 | 41.18 | -25.00 |
| | | BNU | 1400.00 | 1200.00 | 1600.00 | 16.67 | -12.50 |
| | | MNG | 1717.50 | 855.00 | 2400.00 | 100.88 | -28.44 |
| | | QTA | 1480.00 | 880.00 | 1280.00 | 68.18 | 15.63 |
| 0124201. GARLIC | 40 KG. | LAH | 4900.00 | 5100.00 | 7300.00 | -3.92 | -32.88 |
| | | FAS | 4750.00 | 4750.00 | 5750.00 | 0.00 | -17.39 |
| | | RAW | 7100.00 | 7100.00 | 8450.00 | 0.00 | -15.98 |
| | | SAR | 5650.00 | 5650.00 | 10250.00 | 0.00 | -44.88 |
| | | SKT | 6800.00 | 8000.00 | 10250.00 | -15.00 | -33.66 |
| | | GJT | 6650.00 | 8000.00 | 8000.00 | -16.88 | -16.88 |
| | | KAR | 4400.00 | 3100.00 | 7600.00 | 41.94 | -42.11 |
| | | HYD | 5350.00 | 5000.00 | 9750.00 | 7.00 | -45.13 |
| | | SKR | 5000.00 | 4800.00 | 8000.00 | 4.17 | -37.50 |
| | | PSH | 4020.00 | 6600.00 | 8800.00 | -39.09 | -54.32 |
| | | MNG | 5200.00 | 4800.00 | 10400.00 | 8.33 | -50.00 |
| | | QTA | 8000.00 | 7600.00 | 6800.00 | 5.26 | 17.65 |
| 0124301. ONIONS DRY AVG. QLTY. | 40 KG. | LAH | 1135.00 | 950.00 | 625.00 | 19.47 | 81.60 |
| | | FAS | 1800.00 | 1040.00 | 720.00 | 73.08 | 150.00 |
| | | RAW | 1575.00 | 1075.00 | 825.00 | 46.51 | 90.91 |
| | | MUL | 1275.00 | 720.00 | 520.00 | 77.08 | 145.19 |
| | | GUJ | 1250.00 | 850.00 | 775.00 | 47.06 | 61.29 |
| | | SAH | 1440.00 | 862.50 | 737.50 | 66.96 | 95.25 |
| | | SAR | 960.00 | 775.00 | 560.00 | 23.87 | 71.43 |
| | | SKT | 1280.00 | 1280.00 | 1040.00 | 0.00 | 23.08 |
| | | BPR | 1270.00 | 980.00 | 920.00 | 29.59 | 38.04 |
| | | GJT | 1350.00 | 850.00 | 775.00 | 58.82 | 74.19 |
| | | KSR | 1025.00 | 940.00 | 850.00 | 9.04 | 20.59 |
| | | KAR | 520.00 | 680.00 | 460.00 | -23.53 | 13.04 |
| | | HYD | 1050.00 | 650.00 | 550.00 | 61.54 | 90.91 |
| | | SKR | 900.00 | 640.00 | 400.00 | 40.63 | 125.00 |
| | | LRK | 1120.00 | 1080.00 | 950.00 | 3.70 | 17.89 |
| | | MPK | 100.00 | 625.00 | 400.00 | -84.00 | -75.00 |
| | | NWB | 1000.00 | 800.00 | 1200.00 | 25.00 | -16.67 |
| | | PSH | 1500.00 | 1000.00 | 850.00 | 50.00 | 76.47 |
| | | BNU | 1200.00 | 1000.00 | 800.00 | 20.00 | 50.00 |
| | | MNG | 1045.00 | 725.00 | 1000.00 | 44.14 | 4.50 |
| | | QTA | 800.00 | 800.00 | 1000.00 | 0.00 | -20.00 |
| 0124902. LADY FINGER AVG. QLTY. | 100 KG. | LAH | 4650.00 | 4650.00 | 5550.00 | 0.00 | -16.22 |
| | | FAS | 4500.00 | 3500.00 | 6500.00 | 28.57 | -30.77 |
| | | RAW | 3750.00 | 3750.00 | 7250.00 | 0.00 | -48.28 |
| | | MUL | 4500.00 | 6800.00 | 4750.00 | -33.82 | -5.26 |
| | | SKT | 6000.00 | 3750.00 | 8250.00 | 60.00 | -27.27 |
| | | KAR | 4900.00 | 4800.00 | 5250.00 | 2.08 | -6.67 |
| | | SKR | 4000.00 | 5000.00 | 6000.00 | -20.00 | -33.33 |
| | | PSH | 2750.00 | 5250.00 | 4000.00 | -47.62 | -31.25 |
| | | BNU | 5000.00 | 4000.00 | 7000.00 | 25.00 | -28.57 |
| | | QTA | 5200.00 | 8600.00 | 7200.00 | -39.53 | -27.78 |
| 0124903. TINDA AVG. QLTY. | 100 KG. | LAH | 5100.00 | 4650.00 | 6650.00 | 9.68 | -23.31 |
| | | FAS | 4500.00 | 5500.00 | 7000.00 | -18.18 | -35.71 |

Contd.

7.10 Intercity Wholesale Prices of Selected Commodities

| Group/Commodity/Item Specification | Unit | City | Prices (Rs.) | | | % Change in August, 2017 Over | |
|-------------------------------------|---------|------|--------------|------------|------------|-------------------------------|------------|
| | | | Aug., 2017 | July, 2017 | Aug., 2016 | July, 2017 | Aug., 2016 |
| | | RAW | 5550.00 | 5550.00 | 6550.00 | 0.00 | -15.27 |
| | | MUL | 6500.00 | 4900.00 | 4250.00 | 32.65 | 52.94 |
| | | SKT | 10000.00 | 7000.00 | 10000.00 | 42.86 | 0.00 |
| | | KAR | 4650.00 | 4650.00 | 3750.00 | 0.00 | 24.00 |
| | | SKR | 4000.00 | 3500.00 | 3500.00 | 14.29 | 14.29 |
| | | MPK | 3750.00 | 6250.00 | 6100.00 | -40.00 | -38.52 |
| | | PSH | 4000.00 | 4000.00 | 3500.00 | 0.00 | 14.29 |
| | | MNG | 3000.00 | 4000.00 | 5500.00 | -25.00 | -45.45 |
| 0124904. BRINJAL AVG. QLTY. | 100 KG. | LAH | 2550.00 | 2550.00 | 2250.00 | 0.00 | 13.33 |
| | | FAS | 2250.00 | 3250.00 | 2500.00 | -30.77 | -10.00 |
| | | MUL | 3800.00 | 3900.00 | 3250.00 | -2.56 | 16.92 |
| | | SAR | 3240.00 | 5150.00 | 3125.00 | -37.09 | 3.68 |
| | | SKT | 3000.00 | 5000.00 | 3100.00 | -40.00 | -3.23 |
| | | KAR | 1450.00 | 2650.00 | 2250.00 | -45.28 | -35.56 |
| | | SKR | 2000.00 | 2000.00 | 3000.00 | 0.00 | -33.33 |
| | | MPK | 2250.00 | 2250.00 | 1550.00 | 0.00 | 45.16 |
| | | PSH | 3100.00 | 3900.00 | 3500.00 | -20.51 | -11.43 |
| | | BNU | 3500.00 | 3000.00 | 4000.00 | 16.67 | -12.50 |
| | | QTA | 2200.00 | 3200.00 | 2600.00 | -31.25 | -15.38 |
| 0124905. BOTTLE GOURD (LOKI) | 100 KG. | LAH | 2650.00 | 2650.00 | 3450.00 | 0.00 | -23.19 |
| | | FAS | 3500.00 | 1750.00 | 2500.00 | 100.00 | 40.00 |
| | | RAW | 3250.00 | 3250.00 | 6250.00 | 0.00 | -48.00 |
| | | KAR | 2650.00 | 2100.00 | 5250.00 | 26.19 | -49.52 |
| | | HYD | 2800.00 | 2800.00 | 3700.00 | 0.00 | -24.32 |
| | | SKR | 3000.00 | 3000.00 | 2400.00 | 0.00 | 25.00 |
| | | PSH | 4000.00 | 3100.00 | 3600.00 | 29.03 | 11.11 |
| | | BNU | 3000.00 | 3000.00 | 3000.00 | 0.00 | 0.00 |
| 0124906. KARELLA | 100 KG. | LAH | 3550.00 | 3100.00 | 6450.00 | 14.52 | -44.96 |
| | | FAS | 4750.00 | 3000.00 | 6500.00 | 58.33 | -26.92 |
| | | RAW | 3350.00 | 4150.00 | 5450.00 | -19.28 | -38.53 |
| | | SAR | 6290.00 | 5325.00 | 5025.00 | 18.12 | 25.17 |
| | | KAR | 2750.00 | 3250.00 | 5250.00 | -15.38 | -47.62 |
| | | HYD | 3900.00 | 3800.00 | 3500.00 | 2.63 | 11.43 |
| | | SKR | 5000.00 | 4500.00 | 6000.00 | 11.11 | -16.67 |
| | | PSH | 4000.00 | 4000.00 | 3000.00 | 0.00 | 33.33 |
| | | BNU | 3500.00 | 4000.00 | 5000.00 | -12.50 | -30.00 |
| 007. Fresh Fruits | | | | | | | |
| 0131201. BANANA AVG. QLTY. | DOZ. | LAH | 72.50 | 82.50 | 64.50 | -12.12 | 12.40 |
| | | FAS | 42.50 | 42.50 | 45.00 | 0.00 | -5.56 |
| | | RAW | 85.00 | 88.00 | 58.75 | -3.41 | 44.68 |
| | | MUL | 65.00 | 65.00 | 55.00 | 0.00 | 18.18 |
| | | GUJ | 55.00 | 77.50 | 50.00 | -29.03 | 10.00 |
| | | SKT | 70.00 | 100.00 | 60.00 | -30.00 | 16.67 |
| | | BPR | 57.50 | 90.00 | 60.00 | -36.11 | -4.17 |
| | | GJT | 50.00 | 75.00 | 50.00 | -33.33 | 0.00 |
| | | KAR | 36.50 | 47.50 | 36.50 | -23.16 | 0.00 |
| | | HYD | 60.00 | 65.00 | 50.00 | -7.69 | 20.00 |
| | | SKR | 50.00 | 60.00 | 55.00 | -16.67 | -9.09 |
| | | MPK | 32.50 | 37.50 | 27.50 | -13.33 | 18.18 |
| | | PSH | 55.00 | 55.00 | 60.00 | 0.00 | -8.33 |
| | | MNG | 70.00 | 80.00 | 90.00 | -12.50 | -22.22 |
| 0131601. MANGOES SINDHRI AVG. QLTY. | 40 KG. | KAR | 2620.00 | 2620.00 | 2500.00 | 0.00 | 4.80 |
| 0131602. MANGOES LANGRA AVG. QLTY. | 40 KG. | LAH | 2900.00 | 2450.00 | 2425.00 | 18.37 | 19.59 |
| | | RAW | 3650.00 | 3650.00 | 3125.00 | 0.00 | 16.80 |
| | | MUL | 2875.00 | 2875.00 | 2200.00 | 0.00 | 30.68 |
| | | GJT | 2400.00 | 2400.00 | 2200.00 | 0.00 | 9.09 |

Contd.

7.10 Intercity Wholesale Prices of Selected Commodities

| Group/Commodity/Item Specification | Unit | City | Prices (Rs.) | | | % Change in August, 2017 Over | | | |
|-------------------------------------|---------|---------------------------|--------------|------------|------------|-------------------------------|------------|--------|--------|
| | | | Aug., 2017 | July, 2017 | Aug., 2016 | July, 2017 | Aug., 2016 | | |
| 0131603. MANGOES CHONSA AVG. QLTY. | 40 KG. | KAR | 2040.00 | 2040.00 | 2300.00 | 0.00 | -11.30 | | |
| | | PSH | 2700.00 | 3800.00 | 2100.00 | -28.95 | 28.57 | | |
| | | QTA | 4000.00 | 3200.00 | 3000.00 | 25.00 | 33.33 | | |
| | | LAH | 3700.00 | 3300.00 | 3250.00 | 12.12 | 13.85 | | |
| | | FAS | 3875.00 | 3600.00 | 3000.00 | 7.64 | 29.17 | | |
| | | RAW | 4150.00 | 3950.00 | 4175.00 | 5.06 | -0.60 | | |
| | | MUL | 3875.00 | 3375.00 | 1400.00 | 14.81 | 176.79 | | |
| 0131701. PAPAYA (PAPETA) | 40 KG. | GJT | 4000.00 | 3550.00 | 2400.00 | 12.68 | 66.67 | | |
| | | KAR | 3400.00 | 2180.00 | 2500.00 | 55.96 | 36.00 | | |
| | | LAH | 3550.00 | 3300.00 | 4050.00 | 7.58 | -12.35 | | |
| | | KAR | 1900.00 | 1700.00 | 1300.00 | 11.76 | 46.15 | | |
| 0133001. GRAPES (ANGOOR) AVG. QLTY. | 40 KG. | HYD | 2000.00 | 1800.00 | 2400.00 | 11.11 | -16.67 | | |
| | | MPK | 1600.00 | 1600.00 | 2100.00 | 0.00 | -23.81 | | |
| | | LAH | 5650.00 | 0.00 | 5050.00 | ----- | 11.88 | | |
| | | RAW | 4500.00 | 0.00 | 4150.00 | ----- | 8.43 | | |
| | | KAR | 2300.00 | 0.00 | 3600.00 | ----- | -36.11 | | |
| | | HYD | 4900.00 | 0.00 | 4500.00 | ----- | 8.89 | | |
| | | SKR | 5600.00 | 0.00 | 2800.00 | ----- | 100.00 | | |
| 0134401. STRAWBURY | 40 KG. | PSH | 3000.00 | 0.00 | 0.00 | ----- | ----- | | |
| | | QTA | 3600.00 | 0.00 | 3600.00 | ----- | 0.00 | | |
| | | LAH | 4900.00 | 4900.00 | 2850.00 | 0.00 | 71.93 | | |
| | | RAW | 5950.00 | 5950.00 | 4650.00 | 0.00 | 27.96 | | |
| | | KAR | 5700.00 | 5700.00 | 4600.00 | 0.00 | 23.91 | | |
| | | SKR | 4200.00 | 4200.00 | 2000.00 | 0.00 | 110.00 | | |
| | | 0135101. APPLE AVG. QLTY. | 40 KG. | LAH | 4100.00 | 5470.00 | 4720.00 | -25.05 | -13.14 |
| RAW | 3350.00 | | | 3550.00 | 2475.00 | -5.63 | 35.35 | | |
| MUL | 3600.00 | | | 4900.00 | 2600.00 | -26.53 | 38.46 | | |
| KAR | 1900.00 | | | 2480.00 | 1100.00 | -23.39 | 72.73 | | |
| HYD | 2650.00 | | | 5600.00 | 2500.00 | -52.68 | 6.00 | | |
| SKR | 2000.00 | | | 4000.00 | 1600.00 | -50.00 | 25.00 | | |
| PSH | 3000.00 | | | 6450.00 | 2400.00 | -53.49 | 25.00 | | |
| MNG | 2230.00 | | | 2250.00 | 3200.00 | -0.89 | -30.31 | | |
| QTA | 3600.00 | | | 0.00 | 2640.00 | ----- | 36.36 | | |
| 0135102. APPLE SUP. QLTY. | 40 KG. | | | LAH | 8450.00 | 8450.00 | 6050.00 | 0.00 | 39.67 |
| | | | | RAW | 7650.00 | 7650.00 | 6525.00 | 0.00 | 17.24 |
| | | GJT | 5600.00 | 5600.00 | 5600.00 | 0.00 | 0.00 | | |
| | | KAR | 3300.00 | 7400.00 | 1700.00 | -55.41 | 94.12 | | |
| | | PSH | 6000.00 | 7100.00 | 2900.00 | -15.49 | 106.90 | | |
| | | MNG | 3063.00 | 3500.00 | 4000.00 | -12.49 | -23.43 | | |
| | | QTA | 5600.00 | 0.00 | 3640.00 | ----- | 53.85 | | |
| 0135501. PEACH(AROO) AVG. QLTY. | 40 KG. | LAH | 2750.00 | 2750.00 | 3275.00 | 0.00 | -16.03 | | |
| | | RAW | 4150.00 | 4150.00 | 3525.00 | 0.00 | 17.73 | | |
| | | KAR | 2400.00 | 2300.00 | 3600.00 | 4.35 | -33.33 | | |
| | | PSH | 2400.00 | 4200.00 | 3200.00 | -42.86 | -25.00 | | |
| | | QTA | 3600.00 | 5400.00 | 4240.00 | -33.33 | -15.09 | | |
| | | 0135901. GUAVA AVG. QLTY. | 40 KG. | LAH | 2050.00 | 0.00 | 1675.00 | ----- | 22.39 |
| | | | | RAW | 2950.00 | 0.00 | 2425.00 | ----- | 21.65 |
| MUL | 2725.00 | | | 0.00 | 1500.00 | ----- | 81.67 | | |
| KAR | 1700.00 | | | 0.00 | 1160.00 | ----- | 46.55 | | |
| PSH | 2400.00 | | | 0.00 | 1150.00 | ----- | 108.70 | | |
| 0136101. WATER MELON | 40 KG. | LAH | 1200.00 | 660.00 | 555.00 | 81.82 | 116.22 | | |
| | | FAS | 500.00 | 500.00 | 500.00 | 0.00 | 0.00 | | |
| | | RAW | 825.00 | 825.00 | 1175.00 | 0.00 | -29.79 | | |
| | | MUL | 750.00 | 750.00 | 880.00 | 0.00 | -14.77 | | |
| | | KSR | 1300.00 | 630.00 | 490.00 | 106.35 | 165.31 | | |
| | | KAR | 800.00 | 800.00 | 880.00 | 0.00 | -9.09 | | |

Contd.

7.10 Intercity Wholesale Prices of Selected Commodities

| Group/Commodity/Item Specification | Unit | City | Prices (Rs.) | | | % Change in August, 2017 Over | |
|--|--------|------|--------------|------------|------------|-------------------------------|------------|
| | | | Aug., 2017 | July, 2017 | Aug., 2016 | July, 2017 | Aug., 2016 |
| | | HYD | 800.00 | 800.00 | 950.00 | 0.00 | -15.79 |
| | | SKR | 800.00 | 800.00 | 400.00 | 0.00 | 100.00 |
| | | PSH | 1100.00 | 1000.00 | 800.00 | 10.00 | 37.50 |
| | | QTA | 600.00 | 600.00 | 760.00 | 0.00 | -21.05 |
| 0136102. MUSK MELON (SARDA/GARMA) | 40 KG. | LAH | 1412.50 | 1412.50 | 1250.00 | 0.00 | 13.00 |
| | | RAW | 1975.00 | 1975.00 | 1525.00 | 0.00 | 29.51 |
| | | SKT | 1800.00 | 1800.00 | 1000.00 | 0.00 | 80.00 |
| | | KAR | 1300.00 | 1300.00 | 940.00 | 0.00 | 38.30 |
| | | PSH | 1000.00 | 1000.00 | 1200.00 | 0.00 | -16.67 |
| 0136103. SWEET MELON (KHURBOZA) | 40 KG. | LAH | 1290.00 | 1290.00 | 1135.00 | 0.00 | 13.66 |
| | | RAW | 1950.00 | 1475.00 | 1625.00 | 32.20 | 20.00 |
| | | KAR | 1300.00 | 1300.00 | 1100.00 | 0.00 | 18.18 |
| | | HYD | 2000.00 | 2000.00 | 2000.00 | 0.00 | 0.00 |
| 008. Dry Fruits | | | | | | | |
| 0138101. ALMOND KAGZI(IN SHELL)AVG. QLTY. | 40 KG. | LAH | 21400.00 | 21400.00 | 21800.00 | 0.00 | -1.83 |
| | | RAW | 19400.00 | 19400.00 | 16850.00 | 0.00 | 15.13 |
| | | MUL | 21000.00 | 21000.00 | 23000.00 | 0.00 | -8.70 |
| | | KAR | 26000.00 | 26000.00 | 25000.00 | 0.00 | 4.00 |
| | | HYD | 28000.00 | 28000.00 | 22000.00 | 0.00 | 27.27 |
| | | MPK | 24000.00 | 24000.00 | 26000.00 | 0.00 | -7.69 |
| | | PSH | 20400.00 | 20400.00 | 21000.00 | 0.00 | -2.86 |
| | | MNG | 21600.00 | 21600.00 | 21200.00 | 0.00 | 1.89 |
| | | QTA | 20000.00 | 20000.00 | 20000.00 | 0.00 | 0.00 |
| 0138401. CHHOARA (DRY DATES) AVG. QLTY. | 40 KG. | LAH | 3950.00 | 3950.00 | 3825.00 | 0.00 | 3.27 |
| | | FAS | 2250.00 | 2250.00 | 2750.00 | 0.00 | -18.18 |
| | | RAW | 3750.00 | 3750.00 | 3950.00 | 0.00 | -5.06 |
| | | MUL | 3600.00 | 3600.00 | 3300.00 | 0.00 | 9.09 |
| | | KAR | 4200.00 | 5300.00 | 5400.00 | -20.75 | -22.22 |
| | | HYD | 3000.00 | 3000.00 | 3000.00 | 0.00 | 0.00 |
| | | MPK | 1800.00 | 1600.00 | 2200.00 | 12.50 | -18.18 |
| | | PSH | 2400.00 | 2400.00 | 4000.00 | 0.00 | -40.00 |
| | | BNU | 3700.00 | 3700.00 | 3700.00 | 0.00 | 0.00 |
| 0138501. PISTACHIO(WITHOUT SHELL)AVG. QLTY | 40 KG. | LAH | 68500.00 | 68500.00 | 81500.00 | 0.00 | -15.95 |
| | | RAW | 69125.00 | 69125.00 | 72500.00 | 0.00 | -4.66 |
| | | MUL | 69000.00 | 71000.00 | 70500.00 | -2.82 | -2.13 |
| | | KAR | 102000.00 | 102000.00 | 84000.00 | 0.00 | 21.43 |
| | | HYD | 82000.00 | 82000.00 | 82000.00 | 0.00 | 0.00 |
| | | SKR | 82000.00 | 82000.00 | 82000.00 | 0.00 | 0.00 |
| | | PSH | 72000.00 | 72000.00 | 75000.00 | 0.00 | -4.00 |
| | | QTA | 58000.00 | 58000.00 | 58000.00 | 0.00 | 0.00 |
| 0138901. COCONUT DRY AVG. QLTY. | 40 KG. | LAH | 9700.00 | 9700.00 | 9100.00 | 0.00 | 6.59 |
| | | MUL | 9350.00 | 9100.00 | 6950.00 | 2.75 | 34.53 |
| | | GJT | 9800.00 | 9800.00 | 7000.00 | 0.00 | 40.00 |
| | | KAR | 10200.00 | 9700.00 | 8600.00 | 5.15 | 18.60 |
| | | HYD | 10000.00 | 10000.00 | 950.00 | 0.00 | 952.63 |
| | | SKR | 9800.00 | 9800.00 | 9600.00 | 0.00 | 2.08 |
| | | MPK | 10600.00 | 10500.00 | 8200.00 | 0.95 | 29.27 |
| | | PSH | 10400.00 | 10400.00 | 8000.00 | 0.00 | 30.00 |
| | | MNG | 10000.00 | 10000.00 | 7680.00 | 0.00 | 30.21 |
| 009. Cotton Seeds | | | | | | | |
| 0143101. COTTON SEEDS | 40 KG. | FAS | 1700.00 | 1700.00 | 1650.00 | 0.00 | 3.03 |
| | | MUL | 1425.00 | 1425.00 | 1550.00 | 0.00 | -8.06 |
| | | SAH | 1615.50 | 1763.00 | 1587.50 | -8.37 | 1.76 |
| | | SAR | 2250.00 | 2250.00 | 1850.00 | 0.00 | 21.62 |
| | | SKT | 2000.00 | 2000.00 | 2000.00 | 0.00 | 0.00 |
| | | KSR | 1675.00 | 1675.00 | 1425.00 | 0.00 | 17.54 |

Contd.

7.10 Intercity Wholesale Prices of Selected Commodities

| Group/Commodity/Item Specification | Unit | City | Prices (Rs.) | | | % Change in August, 2017 Over | |
|---|--------|------|--------------|------------|------------|-------------------------------|------------|
| | | | Aug., 2017 | July, 2017 | Aug., 2016 | July, 2017 | Aug., 2016 |
| | | KAR | 2280.00 | 2280.00 | 2280.00 | 0.00 | 0.00 |
| | | HYD | 1750.00 | 1700.00 | 1400.00 | 2.94 | 25.00 |
| 010. Other Oil Seeds | | | | | | | |
| 0144201. MUSTARD SEEDS | 40 KG. | FAS | 2600.00 | 2400.00 | 2350.00 | 8.33 | 10.64 |
| | | MUL | 2300.00 | 2300.00 | 2175.00 | 0.00 | 5.75 |
| | | SAH | 2425.00 | 2425.00 | 2225.00 | 0.00 | 8.99 |
| | | BPR | 2450.00 | 2450.00 | 2350.00 | 0.00 | 4.26 |
| | | KSR | 2750.00 | 2750.00 | 2750.00 | 0.00 | 0.00 |
| | | KAR | 2520.00 | 2520.00 | 2520.00 | 0.00 | 0.00 |
| | | HYD | 2250.00 | 2350.00 | 2300.00 | -4.26 | -2.17 |
| | | MPK | 2200.00 | 2300.00 | 2000.00 | -4.35 | 10.00 |
| | | NWB | 2100.00 | 2100.00 | 2100.00 | 0.00 | 0.00 |
| | | PSH | 4000.00 | 4000.00 | 3200.00 | 0.00 | 25.00 |
| 011. Edible Roots / Potatoes | | | | | | | |
| 0151001. POTATOES WHITE AVG. QLTY. | 40 KG. | KAR | 660.00 | 760.00 | 760.00 | -13.16 | -13.16 |
| | | HYD | 690.00 | 825.00 | 690.00 | -16.36 | 0.00 |
| | | SKR | 800.00 | 960.00 | 800.00 | -16.67 | 0.00 |
| | | MPK | 900.00 | 875.00 | 800.00 | 2.86 | 12.50 |
| | | QTA | 1120.00 | 920.00 | 950.00 | 21.74 | 17.89 |
| 0151002. POTATOES RED AVG. QLTY. | 40 KG. | LAH | 1135.00 | 1075.00 | 985.00 | 5.58 | 15.23 |
| | | FAS | 1400.00 | 1440.00 | 1100.00 | -2.78 | 27.27 |
| | | RAW | 1337.50 | 1325.00 | 1375.00 | 0.94 | -2.73 |
| | | MUL | 1125.00 | 1400.00 | 650.00 | -19.64 | 73.08 |
| | | GUJ | 1100.00 | 1100.00 | 1600.00 | 0.00 | -31.25 |
| | | SAH | 1440.00 | 2100.00 | 690.00 | -31.43 | 108.70 |
| | | SAR | 740.00 | 955.00 | 2120.00 | -22.51 | -65.09 |
| | | SKT | 2000.00 | 2000.00 | 2200.00 | 0.00 | -9.09 |
| | | BPR | 1240.00 | 1240.00 | 840.00 | 0.00 | 47.62 |
| | | PSH | 1220.00 | 1220.00 | 1100.00 | 0.00 | 10.91 |
| | | MNG | 945.00 | 1100.00 | 1040.00 | -14.09 | -9.13 |
| 012. Stimulant & Spice Crops | | | | | | | |
| 0165201. RED CHILLIES DRY(WHOLE) | 40 KG. | LAH | 6150.00 | 6150.00 | 9550.00 | 0.00 | -35.60 |
| | | FAS | 6100.00 | 5900.00 | 8000.00 | 3.39 | -23.75 |
| | | RAW | 7300.00 | 7300.00 | 9250.00 | 0.00 | -21.08 |
| | | MUL | 5700.00 | 4400.00 | 4700.00 | 29.55 | 21.28 |
| | | KAR | 7600.00 | 7600.00 | 8600.00 | 0.00 | -11.63 |
| | | HYD | 7500.00 | 6500.00 | 10000.00 | 15.38 | -25.00 |
| | | MPK | 5350.00 | 5650.00 | 8250.00 | -5.31 | -35.15 |
| | | PSH | 7600.00 | 7600.00 | 8000.00 | 0.00 | -5.00 |
| | | QTA | 12000.00 | 12000.00 | 11600.00 | 0.00 | 3.45 |
| 0165401. CUMINSEED WHITE 50 G.PKT.NAT. | EACH | LAH | 65.00 | 50.50 | 49.50 | 28.71 | 31.31 |
| | | FAS | 48.70 | 48.70 | 48.28 | 0.00 | 0.87 |
| | | RAW | 64.00 | 64.00 | 46.00 | 0.00 | 39.13 |
| | | MUL | 47.50 | 47.50 | 49.07 | 0.00 | -3.20 |
| | | KAR | 68.00 | 50.00 | 50.00 | 36.00 | 36.00 |
| | | HYD | 52.00 | 52.00 | 52.00 | 0.00 | 0.00 |
| | | MPK | 40.45 | 40.45 | 40.45 | 0.00 | 0.00 |
| | | PSH | 51.00 | 51.00 | 51.00 | 0.00 | 0.00 |
| | | MNG | 50.00 | 50.00 | 45.00 | 0.00 | 11.11 |
| | | QTA | 50.00 | 50.00 | 46.00 | 0.00 | 8.70 |
| 0165402. CARDAMOM LARGE | 40 KG. | LAH | 63000.00 | 63000.00 | 104000.00 | 0.00 | -39.42 |
| | | RAW | 54500.00 | 55250.00 | 81500.00 | -1.36 | -33.13 |
| | | MUL | 56500.00 | 56500.00 | 95500.00 | 0.00 | -40.84 |
| | | KAR | 84000.00 | 84000.00 | 110000.00 | 0.00 | -23.64 |
| | | HYD | 53000.00 | 52000.00 | 72000.00 | 1.92 | -26.39 |
| | | MPK | 66000.00 | 66000.00 | 105000.00 | 0.00 | -37.14 |

Contd.

7.10 Intercity Wholesale Prices of Selected Commodities

| Group/Commodity/Item Specification | Unit | City | Prices (Rs.) | | | % Change in August, 2017 Over | |
|---|---------|---------|--------------|------------|------------|-------------------------------|------------|
| | | | Aug., 2017 | July, 2017 | Aug., 2016 | July, 2017 | Aug., 2016 |
| | | PSH | 70000.00 | 70000.00 | 64000.00 | 0.00 | 9.38 |
| | | QTA | 112000.00 | 112000.00 | 104000.00 | 0.00 | 7.69 |
| 0165403. CARDAMOM SMALL | KG. | LAH | 1700.00 | 1700.00 | 1125.00 | 0.00 | 51.11 |
| | | RAW | 1725.00 | 1725.00 | 1325.00 | 0.00 | 30.19 |
| | | MUL | 1700.00 | 1700.00 | 790.00 | 0.00 | 115.19 |
| | | KAR | 1550.00 | 1550.00 | 1375.00 | 0.00 | 12.73 |
| | | HYD | 1400.00 | 1400.00 | 1000.00 | 0.00 | 40.00 |
| | | MPK | 1500.00 | 1400.00 | 1000.00 | 7.14 | 50.00 |
| | | PSH | 1400.00 | 1400.00 | 1250.00 | 0.00 | 12.00 |
| | | QTA | 3250.00 | 3250.00 | 925.00 | 0.00 | 251.35 |
| 0165501. CINNAMON | 40 KG. | RAW | 9350.00 | 9350.00 | 9250.00 | 0.00 | 1.08 |
| | | MUL | 9900.00 | 10500.00 | 9100.00 | -5.71 | 8.79 |
| | | KAR | 10600.00 | 10600.00 | 9300.00 | 0.00 | 13.98 |
| | | PSH | 12500.00 | 12500.00 | 8600.00 | 0.00 | 45.35 |
| | | QTA | 9600.00 | 9600.00 | 5100.00 | 0.00 | 88.24 |
| 0165701. GINGER GREEN | 40 KG. | LAH | 4900.00 | 3950.00 | 2550.00 | 24.05 | 92.16 |
| | | FAS | 4075.00 | 4950.00 | 2450.00 | -17.68 | 66.33 |
| | | RAW | 4150.00 | 3775.00 | 3075.00 | 9.93 | 34.96 |
| | | SAR | 4000.00 | 3690.00 | 3580.00 | 8.40 | 11.73 |
| | | SKT | 6400.00 | 5000.00 | 5700.00 | 28.00 | 12.28 |
| | | KAR | 4600.00 | 3300.00 | 2200.00 | 39.39 | 109.09 |
| | | HYD | 4200.00 | 4000.00 | 3500.00 | 5.00 | 20.00 |
| | | SKR | 5200.00 | 2800.00 | 2600.00 | 85.71 | 100.00 |
| | | PSH | 4800.00 | 4100.00 | 3600.00 | 17.07 | 33.33 |
| | | MNG | 7200.00 | 6800.00 | 3200.00 | 5.88 | 125.00 |
| | | QTA | 7600.00 | 7200.00 | 6400.00 | 5.56 | 18.75 |
| 013. Pulses | | | | | | | |
| 0170101. KIDNEY BEANS DRY WHOLE (LOBIA) | 40 KG. | LAH | 4850.00 | 4850.00 | 5075.00 | 0.00 | -4.43 |
| | | RAW | 4375.00 | 4375.00 | 4750.00 | 0.00 | -7.89 |
| | | MUL | 4900.00 | 4550.00 | 4250.00 | 7.69 | 15.29 |
| | | KSR | 4900.00 | 4900.00 | 5000.00 | 0.00 | -2.00 |
| | | 4700.00 | 4600.00 | 4300.00 | 2.17 | 9.30 | |
| | | HYD | 4000.00 | 4400.00 | 3400.00 | -9.09 | 17.65 |
| | | PSH | 5200.00 | 7000.00 | 4050.00 | -25.71 | 28.40 |
| | | BNU | 3900.00 | 3900.00 | 4500.00 | 0.00 | -13.33 |
| | | QTA | 5600.00 | 5600.00 | 5600.00 | 0.00 | 0.00 |
| 0170401. MASOOR WHOLE AVG. QLTY. | 100 KG. | LAH | 8750.00 | 9250.00 | 11900.00 | -5.41 | -26.47 |
| | | FAS | 5812.50 | 6375.00 | 10750.00 | -8.82 | -45.93 |
| | | RAW | 9750.00 | 10250.00 | 13650.00 | -4.88 | -28.57 |
| | | MUL | 5875.00 | 5875.00 | 11125.00 | 0.00 | -47.19 |
| | | SAR | 6000.00 | 6725.00 | 12000.00 | -10.78 | -50.00 |
| | | SKT | 8000.00 | 8000.00 | 12300.00 | 0.00 | -34.96 |
| | | BPR | 6650.00 | 7650.00 | 12250.00 | -13.07 | -45.71 |
| | | GJT | 10000.00 | 10000.00 | 11750.00 | 0.00 | -14.89 |
| | | KSR | 8200.00 | 9250.00 | 12250.00 | -11.35 | -33.06 |
| | | KAR | 6650.00 | 6900.00 | 12100.00 | -3.62 | -45.04 |
| | | HYD | 5700.00 | 6200.00 | 11200.00 | -8.06 | -49.11 |
| | | SKR | 8000.00 | 8000.00 | 12000.00 | 0.00 | -33.33 |
| | | LRK | 8900.00 | 8900.00 | 11000.00 | 0.00 | -19.09 |
| | | MPK | 7500.00 | 8000.00 | 11800.00 | -6.25 | -36.44 |
| | | PSH | 7000.00 | 7000.00 | 13800.00 | 0.00 | -49.28 |
| | | QTA | 11200.00 | 10200.00 | 14600.00 | 9.80 | -23.29 |
| 0170402. MASOOR SPLIT AVG. QLTY. | 100 KG. | LAH | 10250.00 | 11250.00 | 13650.00 | -8.89 | -24.91 |
| | | FAS | 6687.50 | 6687.50 | 12250.00 | 0.00 | -45.41 |
| | | RAW | 10325.00 | 11550.00 | 14475.00 | -10.61 | -28.67 |
| | | MUL | 6375.00 | 6375.00 | 11937.50 | 0.00 | -46.60 |

Contd.

7.10 Intercity Wholesale Prices of Selected Commodities

| Group/Commodity/Item Specification | Unit | City | Prices (Rs.) | | | % Change in August, 2017 Over | |
|---------------------------------------|---------|------|--------------|------------|------------|-------------------------------|------------|
| | | | Aug., 2017 | July, 2017 | Aug., 2016 | July, 2017 | Aug., 2016 |
| | | SAR | 7000.00 | 8050.00 | 12750.00 | -13.04 | -45.10 |
| | | SKT | 10000.00 | 10000.00 | 13000.00 | 0.00 | -23.08 |
| | | BPR | 7400.00 | 7400.00 | 13250.00 | 0.00 | -44.15 |
| | | GJT | 12000.00 | 12000.00 | 13500.00 | 0.00 | -11.11 |
| | | KAR | 7100.00 | 7600.00 | 13200.00 | -6.58 | -46.21 |
| | | HYD | 6300.00 | 7000.00 | 12000.00 | -10.00 | -47.50 |
| | | SKR | 7000.00 | 7000.00 | 13000.00 | 0.00 | -46.15 |
| | | LRK | 9000.00 | 9000.00 | 13000.00 | 0.00 | -30.77 |
| | | MPK | 8000.00 | 8500.00 | 13000.00 | -5.88 | -38.46 |
| | | PSH | 8000.00 | 8000.00 | 13800.00 | 0.00 | -42.03 |
| | | QTA | 11700.00 | 10700.00 | 15200.00 | 9.35 | -23.03 |
| 0170901. GRAM WHOLE YELLOW AVG. QLTY. | 100 KG. | LAH | 14250.00 | 14250.00 | 14100.00 | 0.00 | 1.06 |
| | | FAS | 13250.00 | 12875.00 | 11500.00 | 2.91 | 15.22 |
| | | RAW | 19775.00 | 19775.00 | 16750.00 | 0.00 | 18.06 |
| | | MUL | 17300.00 | 16750.00 | 14750.00 | 3.28 | 17.29 |
| | | SAR | 12000.00 | 12500.00 | 13875.00 | -4.00 | -13.51 |
| | | BPR | 18250.00 | 18250.00 | 16250.00 | 0.00 | 12.31 |
| | | GJT | 15250.00 | 15250.00 | 16000.00 | 0.00 | -4.69 |
| | | KAR | 13750.00 | 13750.00 | 17600.00 | 0.00 | -21.88 |
| | | HYD | 14000.00 | 14000.00 | 14500.00 | 0.00 | -3.45 |
| | | SKR | 15500.00 | 15500.00 | 15000.00 | 0.00 | 3.33 |
| | | MPK | 21500.00 | 20000.00 | 20000.00 | 7.50 | 7.50 |
| | | PSH | 18500.00 | 18500.00 | 18500.00 | 0.00 | 0.00 |
| | | BNU | 13000.00 | 13000.00 | 12200.00 | 0.00 | 6.56 |
| | | QTA | 21200.00 | 19200.00 | 14600.00 | 10.42 | 45.21 |
| 0170902. GRAM SPLIT AVG. QLTY. | 100 KG. | LAH | 9100.00 | 9650.00 | 13700.00 | -5.70 | -33.58 |
| | | FAS | 9031.00 | 9000.00 | 12250.00 | 0.34 | -26.28 |
| | | RAW | 11600.00 | 11800.00 | 13950.00 | -1.69 | -16.85 |
| | | MUL | 10375.00 | 10250.00 | 14000.00 | 1.22 | -25.89 |
| | | GUJ | 10000.00 | 10000.00 | 14750.00 | 0.00 | -32.20 |
| | | SAR | 9000.00 | 9250.00 | 13500.00 | -2.70 | -33.33 |
| | | SKT | 10000.00 | 10000.00 | 14200.00 | 0.00 | -29.58 |
| | | BPR | 10250.00 | 11550.00 | 15000.00 | -11.26 | -31.67 |
| | | GJT | 9200.00 | 9200.00 | 13750.00 | 0.00 | -33.09 |
| | | KAR | 9700.00 | 10750.00 | 14300.00 | -9.77 | -32.17 |
| | | HYD | 9550.00 | 10000.00 | 15000.00 | -4.50 | -36.33 |
| | | SKR | 9800.00 | 9800.00 | 14000.00 | 0.00 | -30.00 |
| | | MPK | 10200.00 | 11000.00 | 14000.00 | -7.27 | -27.14 |
| | | PSH | 10000.00 | 10000.00 | 14350.00 | 0.00 | -30.31 |
| | | BNU | 12000.00 | 12000.00 | 15500.00 | 0.00 | -22.58 |
| | | QTA | 13200.00 | 13200.00 | 16400.00 | 0.00 | -19.51 |
| 0170903. MASH WHOLE AVG. QLTY. | 100 KG. | LAH | 14250.00 | 15250.00 | 23700.00 | -6.56 | -39.87 |
| | | FAS | 9500.00 | 11000.00 | 19500.00 | -13.64 | -51.28 |
| | | RAW | 14825.00 | 15450.00 | 22250.00 | -4.05 | -33.37 |
| | | MUL | 12375.00 | 12375.00 | 17875.00 | 0.00 | -30.77 |
| | | SKT | 12000.00 | 12000.00 | 22000.00 | 0.00 | -45.45 |
| | | KSR | 12250.00 | 12250.00 | 24250.00 | 0.00 | -49.48 |
| | | KAR | 13100.00 | 13100.00 | 22500.00 | 0.00 | -41.78 |
| 0170904. MASH SPLIT AVG. QLTY. | 100 KG. | LAH | 15250.00 | 16250.00 | 25300.00 | -6.15 | -39.72 |
| | | FAS | 11625.00 | 14375.00 | 21750.00 | -19.13 | -46.55 |
| | | RAW | 15675.00 | 16600.00 | 23750.00 | -5.57 | -34.00 |
| | | MUL | 14750.00 | 14750.00 | 21625.00 | 0.00 | -31.79 |
| | | SKT | 13500.00 | 13500.00 | 24000.00 | 0.00 | -43.75 |
| | | KSR | 13600.00 | 14900.00 | 25100.00 | -8.72 | -45.82 |
| | | KAR | 14100.00 | 14100.00 | 23700.00 | 0.00 | -40.51 |
| | | HYD | 11700.00 | 13700.00 | 21000.00 | -14.60 | -44.29 |

Contd.

7.10 Intercity Wholesale Prices of Selected Commodities

| Group/Commodity/Item Specification | Unit | City | Prices (Rs.) | | | % Change in August, 2017 Over | |
|-------------------------------------|---------|------|--------------|------------|------------|-------------------------------|------------|
| | | | Aug., 2017 | July, 2017 | Aug., 2016 | July, 2017 | Aug., 2016 |
| | | SKR | 15500.00 | 15500.00 | 23000.00 | 0.00 | -32.61 |
| | | MPK | 14600.00 | 15000.00 | 21800.00 | -2.67 | -33.03 |
| | | PSH | 15200.00 | 15200.00 | 24000.00 | 0.00 | -36.67 |
| | | MNG | 13000.00 | 13000.00 | 21500.00 | 0.00 | -39.53 |
| | | QTA | 18600.00 | 17600.00 | 26400.00 | 5.68 | -29.55 |
| 0170905. MOONG WHOLE AVG. QLTY. | 100 KG. | LAH | 9250.00 | 10250.00 | 13350.00 | -9.76 | -30.71 |
| | | FAS | 6750.00 | 7750.00 | 10500.00 | -12.90 | -35.71 |
| | | RAW | 9600.00 | 10250.00 | 14350.00 | -6.34 | -33.10 |
| | | MUL | 7625.00 | 7625.00 | 9125.00 | 0.00 | -16.44 |
| | | SKT | 8200.00 | 8200.00 | 11500.00 | 0.00 | -28.70 |
| | | GJT | 8800.00 | 8800.00 | 11000.00 | 0.00 | -20.00 |
| | | KSR | 7750.00 | 8250.00 | 13150.00 | -6.06 | -41.06 |
| | | KAR | 9650.00 | 9900.00 | 12850.00 | -2.53 | -24.90 |
| | | SKR | 10000.00 | 10000.00 | 13000.00 | 0.00 | -23.08 |
| | | PSH | 9000.00 | 9000.00 | 11800.00 | 0.00 | -23.73 |
| | | MNG | 9184.00 | 9184.00 | 9600.00 | 0.00 | -4.33 |
| | | QTA | 12700.00 | 14600.00 | 15800.00 | -13.01 | -19.62 |
| 0170906. MOONG SPLIT AVG. QLTY. | 100 KG. | LAH | 9250.00 | 9550.00 | 13900.00 | -3.14 | -33.45 |
| | | FAS | 6375.00 | 7875.00 | 11750.00 | -19.05 | -45.74 |
| | | RAW | 10175.00 | 10750.00 | 14550.00 | -5.35 | -30.07 |
| | | MUL | 8625.00 | 8625.00 | 10750.00 | 0.00 | -19.77 |
| | | SKT | 10300.00 | 10300.00 | 12000.00 | 0.00 | -14.17 |
| | | GJT | 9500.00 | 9600.00 | 11500.00 | -1.04 | -17.39 |
| | | KAR | 9150.00 | 9150.00 | 13700.00 | 0.00 | -33.21 |
| | | HYD | 8550.00 | 9400.00 | 10600.00 | -9.04 | -19.34 |
| | | SKR | 10500.00 | 10500.00 | 14000.00 | 0.00 | -25.00 |
| | | MPK | 11000.00 | 11000.00 | 12500.00 | 0.00 | -12.00 |
| | | PSH | 8200.00 | 8200.00 | 12000.00 | 0.00 | -31.67 |
| | | MNG | 8400.00 | 8400.00 | 10800.00 | 0.00 | -22.22 |
| | | QTA | 11700.00 | 13600.00 | 15400.00 | -13.97 | -24.03 |
| 014. Sugar Crops | | | | | | | |
| 0180206. SUGAR CANE (OPEN MARKET) | 40 KG. | FAS | 172.50 | 172.50 | 175.00 | 0.00 | -1.43 |
| | | HYD | 182.00 | 182.00 | 182.00 | 0.00 | 0.00 |
| | | PSH | 180.00 | 180.00 | 212.10 | 0.00 | -15.13 |
| 015. Fibre Crops | | | | | | | |
| 0192101. COTTON SPOT RATE EX-KAR. | 40 KG. | KAR | 6861.50 | 6856.75 | 7205.00 | 0.07 | -4.77 |
| 0192201. JUTE BAGS LOCAL | 100 | LAH | 11550.00 | 11550.00 | 12550.00 | 0.00 | -7.97 |
| | | FAS | 12000.00 | 12000.00 | 9000.00 | 0.00 | 33.33 |
| | | KAR | 12900.00 | 12900.00 | 12450.00 | 0.00 | 3.61 |
| | | PSH | 11000.00 | 11000.00 | 9500.00 | 0.00 | 15.79 |
| 016. Unmanufactured Tobacco | | | | | | | |
| 0197001. TOBACCO SIND KARO | 40 KG. | SAR | 6450.00 | 6450.00 | 6100.00 | 0.00 | 5.74 |
| | | SKR | 4000.00 | 4000.00 | 2200.00 | 0.00 | 81.82 |
| | | LRK | 3400.00 | 3400.00 | 2500.00 | 0.00 | 36.00 |
| 0197002. TOBACCO DESI(MITHA) | 40 KG. | LAH | 7850.00 | 7850.00 | 6850.00 | 0.00 | 14.60 |
| | | SAR | 8200.00 | 7950.00 | 7500.00 | 3.14 | 9.33 |
| | | HYD | 5600.00 | 5600.00 | 5000.00 | 0.00 | 12.00 |
| | | QTA | 3000.00 | 3000.00 | 2800.00 | 0.00 | 7.14 |
| 0197003. TOBACCO SUFAID PATHA | 40 KG. | MUL | 7100.00 | 7100.00 | 7100.00 | 0.00 | 0.00 |
| | | SAR | 6500.00 | 6500.00 | 6400.00 | 0.00 | 1.56 |
| | | KAR | 4900.00 | 4900.00 | 3600.00 | 0.00 | 36.11 |
| | | HYD | 4600.00 | 4600.00 | 5200.00 | 0.00 | -11.54 |
| | | QTA | 5600.00 | 5600.00 | 5415.00 | 0.00 | 3.42 |
| 0197004. TOBACCO HUKKA TWISTED | 40 KG. | LAH | 6850.00 | 6850.00 | 5850.00 | 0.00 | 17.09 |
| | | RAW | 3025.00 | 3025.00 | 2625.00 | 0.00 | 15.24 |
| | | MUL | 4550.00 | 4550.00 | 4700.00 | 0.00 | -3.19 |

Contd.

7.10 Intercity Wholesale Prices of Selected Commodities

| Group/Commodity/Item Specification | Unit | City | Prices (Rs.) | | | % Change in August, 2017 Over | |
|--|---------|------|--------------|------------|------------|-------------------------------|------------|
| | | | Aug., 2017 | July, 2017 | Aug., 2016 | July, 2017 | Aug., 2016 |
| | | KSR | 6750.00 | 6750.00 | 5850.00 | 0.00 | 15.38 |
| | | HYD | 4200.00 | 4600.00 | 5000.00 | -8.70 | -16.00 |
| | | SKR | 9500.00 | 9500.00 | 8000.00 | 0.00 | 18.75 |
| | | QTA | 3200.00 | 3200.00 | 2970.00 | 0.00 | 7.74 |
| 0197005. TOBACCO HUKKA PREPARED | 40 KG. | LAH | 5450.00 | 5450.00 | 4850.00 | 0.00 | 12.37 |
| | | RAW | 1625.00 | 1625.00 | 1525.00 | 0.00 | 6.56 |
| | | MUL | 1500.00 | 1500.00 | 1500.00 | 0.00 | 0.00 |
| | | KSR | 5350.00 | 5350.00 | 5350.00 | 0.00 | 0.00 |
| | | LRK | 2500.00 | 2500.00 | 1500.00 | 0.00 | 66.67 |
| | | QTA | 1800.00 | 1800.00 | 1530.00 | 0.00 | 17.65 |
| 017. Poultry | | | | | | | |
| 0215101. CHICKEN FARM(LIVE) | 1 KG. | LAH | 119.00 | 143.00 | 100.50 | -16.78 | 18.41 |
| | | FAS | 130.00 | 133.50 | 110.00 | -2.62 | 18.18 |
| | | RAW | 123.50 | 137.50 | 107.50 | -10.18 | 14.88 |
| | | MUL | 138.50 | 149.00 | 119.00 | -7.05 | 16.39 |
| | | GUJ | 134.00 | 146.00 | 106.00 | -8.22 | 26.42 |
| | | SKT | 136.00 | 145.00 | 110.00 | -6.21 | 23.64 |
| | | BPR | 140.00 | 140.00 | 110.00 | 0.00 | 27.27 |
| | | KAR | 162.00 | 175.00 | 111.00 | -7.43 | 45.95 |
| | | HYD | 156.50 | 150.00 | 110.00 | 4.33 | 42.27 |
| | | SKR | 140.00 | 160.00 | 115.00 | -12.50 | 21.74 |
| | | MPK | 124.00 | 124.00 | 86.00 | 0.00 | 44.19 |
| | | PSH | 146.00 | 165.00 | 130.00 | -11.52 | 12.31 |
| | | MNG | 169.00 | 169.00 | 143.00 | 0.00 | 18.18 |
| | | QTA | 155.00 | 150.00 | 150.00 | 3.33 | 3.33 |
| 018. Raw Milk from Bovine Animals | | | | | | | |
| 0221101. FRESH MILK | 40 LTR. | LAH | 2627.50 | 2627.50 | 2460.00 | 0.00 | 6.81 |
| | | FAS | 2800.00 | 2600.00 | 2600.00 | 7.69 | 7.69 |
| | | RAW | 3387.50 | 3387.50 | 3337.50 | 0.00 | 1.50 |
| | | MUL | 2650.00 | 2650.00 | 2620.00 | 0.00 | 1.15 |
| | | SAH | 2400.00 | 2400.00 | 2400.00 | 0.00 | 0.00 |
| | | SKT | 2600.00 | 2600.00 | 2600.00 | 0.00 | 0.00 |
| | | KSR | 2225.00 | 2225.00 | 2225.00 | 0.00 | 0.00 |
| | | KAR | 3200.00 | 3200.00 | 3000.00 | 0.00 | 6.67 |
| | | HYD | 2960.00 | 2960.00 | 2800.00 | 0.00 | 5.71 |
| | | SKR | 3000.00 | 3000.00 | 2800.00 | 0.00 | 7.14 |
| | | MPK | 2600.00 | 2600.00 | 2600.00 | 0.00 | 0.00 |
| | | PSH | 2400.00 | 2400.00 | 2400.00 | 0.00 | 0.00 |
| | | BNU | 2800.00 | 2800.00 | 2800.00 | 0.00 | 0.00 |
| | | QTA | 3400.00 | 3400.00 | 3400.00 | 0.00 | 0.00 |
| 019. Eggs | | | | | | | |
| 0231001. EGGS FARM CRATE OF 30 DOZ. | EACH | LAH | 2700.00 | 2640.00 | 2820.00 | 2.27 | -4.26 |
| | | FAS | 2760.00 | 2820.00 | 2820.00 | -2.13 | -2.13 |
| | | RAW | 2710.00 | 2610.00 | 2755.00 | 3.83 | -1.63 |
| | | MUL | 2575.00 | 2350.00 | 2550.00 | 9.57 | 0.98 |
| | | GUJ | 2750.00 | 2750.00 | 2820.00 | 0.00 | -2.48 |
| | | SKT | 2700.00 | 2700.00 | 2700.00 | 0.00 | 0.00 |
| | | BPR | 2500.00 | 2520.00 | 2820.00 | -0.79 | -11.35 |
| | | KAR | 2250.00 | 2250.00 | 2732.00 | 0.00 | -17.64 |
| | | HYD | 2900.00 | 2250.00 | 2650.00 | 28.89 | 9.43 |
| | | SKR | 2700.00 | 2580.00 | 2580.00 | 4.65 | 4.65 |
| | | MPK | 2850.00 | 2640.00 | 2640.00 | 7.95 | 7.95 |
| | | PSH | 2550.00 | 2450.00 | 2850.00 | 4.08 | -10.53 |
| | | MNG | 2850.00 | 2550.00 | 2700.00 | 11.76 | 5.56 |
| | | QTA | 2600.00 | 2800.00 | 3000.00 | -7.14 | -13.33 |

Contd.

7.10 Intercity Wholesale Prices of Selected Commodities

| Group/Commodity/Item Specification | Unit | City | Prices (Rs.) | | | % Change in August, 2017 Over | |
|--|--------|------|--------------|------------|------------|-------------------------------|------------|
| | | | Aug., 2017 | July, 2017 | Aug., 2016 | July, 2017 | Aug., 2016 |
| 020. Raw Animal Materials / Wool | | | | | | | |
| 0294201. WOOL PAK. SUPERIOR WHITE | 40 KG. | LAH | 1575.00 | 1575.00 | 1575.00 | 0.00 | 0.00 |
| | | MUL | 1450.00 | 1450.00 | 1750.00 | 0.00 | -17.14 |
| | | KAR | 7200.00 | 7200.00 | 4350.00 | 0.00 | 65.52 |
| | | BNU | 2500.00 | 2500.00 | 2500.00 | 0.00 | 0.00 |
| 0294202. WOOL PAK. SUPERIOR YELLOW | 40 KG. | LAH | 1375.00 | 1375.00 | 1375.00 | 0.00 | 0.00 |
| | | MUL | 450.00 | 550.00 | 1050.00 | -18.18 | -57.14 |
| | | KAR | 4300.00 | 4300.00 | 4300.00 | 0.00 | 0.00 |
| | | BNU | 2250.00 | 2250.00 | 2250.00 | 0.00 | 0.00 |
| 0294203. WOOL PAK MEDIUM WHITE | 40 KG. | LAH | 1300.00 | 1300.00 | 1300.00 | 0.00 | 0.00 |
| | | MUL | 1100.00 | 1100.00 | 1700.00 | 0.00 | -35.29 |
| | | KAR | 3600.00 | 3600.00 | 3600.00 | 0.00 | 0.00 |
| | | BNU | 2100.00 | 2100.00 | 2100.00 | 0.00 | 0.00 |
| 0294204. WOOL PAK.MEDIUM YELLOW | 40 KG. | LAH | 1175.00 | 1175.00 | 1175.00 | 0.00 | 0.00 |
| | | MUL | 350.00 | 450.00 | 850.00 | -22.22 | -58.82 |
| | | KAR | 3275.00 | 3275.00 | 3275.00 | 0.00 | 0.00 |
| | | BNU | 1850.00 | 1850.00 | 1850.00 | 0.00 | 0.00 |
| 0294205. WOOL COLOURED LIGHT | 40 KG. | LAH | 925.00 | 925.00 | 925.00 | 0.00 | 0.00 |
| | | MUL | 425.00 | 425.00 | 550.00 | 0.00 | -22.73 |
| | | KAR | 2700.00 | 2700.00 | 2700.00 | 0.00 | 0.00 |
| | | BNU | 1600.00 | 1600.00 | 1600.00 | 0.00 | 0.00 |
| 0294206. WOOL COLOURED DARK | 40 KG. | LAH | 825.00 | 825.00 | 825.00 | 0.00 | 0.00 |
| | | MUL | 225.00 | 250.00 | 375.00 | -10.00 | -40.00 |
| | | KAR | 2500.00 | 2500.00 | 2500.00 | 0.00 | 0.00 |
| | | BNU | 1500.00 | 1500.00 | 1500.00 | 0.00 | 0.00 |
| 021. Hides & Fur Skins, Raw | | | | | | | |
| 0295101. HIDES WET SALTED COW MEDIUM | EACH | LAH | 1375.00 | 1475.00 | 2800.00 | -6.78 | -50.89 |
| | | RAW | 1525.00 | 1525.00 | 2150.00 | 0.00 | -29.07 |
| | | MUL | 1150.00 | 1150.00 | 1450.00 | 0.00 | -20.69 |
| | | SKT | 1750.00 | 1750.00 | 2250.00 | 0.00 | -22.22 |
| | | KSR | 1275.00 | 1475.00 | 2800.00 | -13.56 | -54.46 |
| | | KAR | 3200.00 | 3200.00 | 4000.00 | 0.00 | -20.00 |
| | | HYD | 2500.00 | 2500.00 | 3000.00 | 0.00 | -16.67 |
| | | BNU | 1000.00 | 1000.00 | 1700.00 | 0.00 | -41.18 |
| | | QTA | 2500.00 | 2500.00 | 3500.00 | 0.00 | -28.57 |
| 0295102. HIDES WET SALTED BUFFALO MEDIUM | EACH | LAH | 1075.00 | 1275.00 | 2450.00 | -15.69 | -56.12 |
| | | RAW | 1525.00 | 1525.00 | 2150.00 | 0.00 | -29.07 |
| | | MUL | 1350.00 | 1350.00 | 2050.00 | 0.00 | -34.15 |
| | | SKT | 2000.00 | 2000.00 | 2250.00 | 0.00 | -11.11 |
| | | KSR | 1000.00 | 1175.00 | 2400.00 | -14.89 | -58.33 |
| | | KAR | 2000.00 | 2000.00 | 2700.00 | 0.00 | -25.93 |
| | | HYD | 1800.00 | 1800.00 | 1850.00 | 0.00 | -2.70 |
| | | BNU | 1200.00 | 1200.00 | 1900.00 | 0.00 | -36.84 |
| | | QTA | 2400.00 | 2400.00 | 2400.00 | 0.00 | 0.00 |
| 0295103. HIDES WET SALTED CALF MEDIUM | EACH | LAH | 575.00 | 675.00 | 2000.00 | -14.81 | -71.25 |
| | | RAW | 1250.00 | 1250.00 | 1750.00 | 0.00 | -28.57 |
| | | MUL | 650.00 | 450.00 | 850.00 | 44.44 | -23.53 |
| | | SKT | 500.00 | 500.00 | 600.00 | 0.00 | -16.67 |
| | | KSR | 425.00 | 575.00 | 2000.00 | -26.09 | -78.75 |
| | | KAR | 3000.00 | 3000.00 | 3900.00 | 0.00 | -23.08 |
| | | HYD | 2050.00 | 2050.00 | 2050.00 | 0.00 | 0.00 |
| | | BNU | 500.00 | 500.00 | 900.00 | 0.00 | -44.44 |
| | | QTA | 1800.00 | 1800.00 | 2300.00 | 0.00 | -21.74 |
| 0295301. SHEEP SKIN MEDIUM | 100 | RAW | 22500.00 | 22500.00 | 25500.00 | 0.00 | -11.76 |
| | | MUL | 5500.00 | 5500.00 | 12500.00 | 0.00 | -56.00 |
| | | KSR | 10500.00 | 13500.00 | 22000.00 | -22.22 | -52.27 |

Contd.

7.10 Intercity Wholesale Prices of Selected Commodities

| Group/Commodity/Item Specification | Unit | City | Prices (Rs.) | | | % Change in August, 2017 Over | |
|------------------------------------|--------|------|--------------|------------|------------|-------------------------------|------------|
| | | | Aug., 2017 | July, 2017 | Aug., 2016 | July, 2017 | Aug., 2016 |
| | | KAR | 31000.00 | 31000.00 | 42500.00 | 0.00 | -27.06 |
| | | HYD | 10000.00 | 10000.00 | 20500.00 | 0.00 | -51.22 |
| | | PSH | 10000.00 | 10000.00 | 15000.00 | 0.00 | -33.33 |
| 0295302. SHEEP SKIN LARGE | 100 | QTA | 30000.00 | 30000.00 | 50000.00 | 0.00 | -40.00 |
| | | LAH | 17500.00 | 19500.00 | 39000.00 | -10.26 | -55.13 |
| | | RAW | 25500.00 | 25500.00 | 31500.00 | 0.00 | -19.05 |
| | | MUL | 13500.00 | 13500.00 | 21000.00 | 0.00 | -35.71 |
| | | KSR | 14500.00 | 17500.00 | 30500.00 | -17.14 | -52.46 |
| | | KAR | 46500.00 | 46500.00 | 55500.00 | 0.00 | -16.22 |
| | | HYD | 15000.00 | 15000.00 | 31500.00 | 0.00 | -52.38 |
| | | PSH | 15000.00 | 15000.00 | 20000.00 | 0.00 | -25.00 |
| 0295401. GOAT SKIN LARGE | 100 | QTA | 35000.00 | 35000.00 | 55000.00 | 0.00 | -36.36 |
| | | LAH | 19000.00 | 21000.00 | 40000.00 | -9.52 | -52.50 |
| | | RAW | 24500.00 | 24500.00 | 30500.00 | 0.00 | -19.67 |
| | | KSR | 15500.00 | 18500.00 | 37000.00 | -16.22 | -58.11 |
| | | KAR | 32500.00 | 32500.00 | 37500.00 | 0.00 | -13.33 |
| | | HYD | 20250.00 | 20250.00 | 36500.00 | 0.00 | -44.52 |
| | | PSH | 14000.00 | 14000.00 | 20000.00 | 0.00 | -30.00 |
| 0295402. GOAT SKIN EXTRA LARGE | 100 | QTA | 40000.00 | 40000.00 | 43500.00 | 0.00 | -8.05 |
| | | LAH | 21250.00 | 23250.00 | 50000.00 | -8.60 | -57.50 |
| | | RAW | 26500.00 | 26500.00 | 32500.00 | 0.00 | -18.46 |
| | | MUL | 30500.00 | 30500.00 | 41000.00 | 0.00 | -25.61 |
| | | KSR | 18000.00 | 20500.00 | 45000.00 | -12.20 | -60.00 |
| | | KAR | 35000.00 | 35000.00 | 49250.00 | 0.00 | -28.93 |
| | | HYD | 22250.00 | 22250.00 | 36750.00 | 0.00 | -39.46 |
| | | PSH | 20000.00 | 20000.00 | 26000.00 | 0.00 | -23.08 |
| 0295403. GOAT SKIN MEDIUM | 100 | QTA | 45000.00 | 45000.00 | 52500.00 | 0.00 | -14.29 |
| | | LAH | 14500.00 | 15500.00 | 29000.00 | -6.45 | -50.00 |
| | | RAW | 23500.00 | 23500.00 | 26500.00 | 0.00 | -11.32 |
| | | MUL | 15500.00 | 15500.00 | 19000.00 | 0.00 | -18.42 |
| | | SKT | 19000.00 | 19000.00 | 30000.00 | 0.00 | -36.67 |
| | | KSR | 12750.00 | 14500.00 | 24500.00 | -12.07 | -47.96 |
| | | KAR | 20500.00 | 20500.00 | 24500.00 | 0.00 | -16.33 |
| | | PSH | 10000.00 | 10000.00 | 20000.00 | 0.00 | -50.00 |
| 0295404. GOAT SKIN SMALL | 100 | QTA | 25000.00 | 25000.00 | 37500.00 | 0.00 | -33.33 |
| | | LAH | 10500.00 | 11500.00 | 21000.00 | -8.70 | -50.00 |
| | | RAW | 22500.00 | 22500.00 | 25500.00 | 0.00 | -11.76 |
| | | SKT | 15000.00 | 15000.00 | 10000.00 | 0.00 | 50.00 |
| | | KSR | 9500.00 | 10500.00 | 18500.00 | -9.52 | -48.65 |
| | | KAR | 15500.00 | 15500.00 | 26500.00 | 0.00 | -41.51 |
| | | PSH | 8000.00 | 8000.00 | 15000.00 | 0.00 | -46.67 |
| | | QTA | 15000.00 | 15000.00 | 27000.00 | 0.00 | -44.44 |
| 022. Fuel Wood in Logs | | | | | | | |
| 0313001. FIRE WOOD MIXED DRY | 40 KG. | LAH | 655.00 | 655.00 | 655.00 | 0.00 | 0.00 |
| | | FAS | 380.00 | 380.00 | 380.00 | 0.00 | 0.00 |
| | | RAW | 650.00 | 650.00 | 650.00 | 0.00 | 0.00 |
| | | MUL | 490.00 | 490.00 | 490.00 | 0.00 | 0.00 |
| | | GJT | 550.00 | 550.00 | 470.00 | 0.00 | 17.02 |
| | | KAR | 600.00 | 600.00 | 600.00 | 0.00 | 0.00 |
| | | HYD | 500.00 | 500.00 | 400.00 | 0.00 | 25.00 |
| | | SKR | 375.00 | 375.00 | 375.00 | 0.00 | 0.00 |
| | | LRK | 450.00 | 450.00 | 400.00 | 0.00 | 12.50 |
| | | PSH | 675.00 | 675.00 | 675.00 | 0.00 | 0.00 |
| | | MNG | 560.00 | 560.00 | 500.00 | 0.00 | 12.00 |
| | | QTA | 515.00 | 515.00 | 465.00 | 0.00 | 10.75 |

Contd.

7.10 Intercity Wholesale Prices of Selected Commodities

| Group/Commodity/Item Specification | Unit | City | Prices (Rs.) | | | % Change in August, 2017 Over | |
|--|--------|------|--------------|------------|------------|-------------------------------|------------|
| | | | Aug., 2017 | July, 2017 | Aug., 2016 | July, 2017 | Aug., 2016 |
| 023. Fish Live Fresh or Chilled | | | | | | | |
| 0411901. FISH RAHU RIVER | 40 KG. | LAH | 9175.00 | 9175.00 | 8900.00 | 0.00 | 3.09 |
| | | RAW | 5750.00 | 5750.00 | 6450.00 | 0.00 | -10.85 |
| | | MUL | 7800.00 | 7800.00 | 7500.00 | 0.00 | 4.00 |
| | | HYD | 8000.00 | 8000.00 | 8000.00 | 0.00 | 0.00 |
| | | SKR | 8000.00 | 8000.00 | 9850.00 | 0.00 | -18.78 |
| | | PSH | 8000.00 | 8000.00 | 8000.00 | 0.00 | 0.00 |
| 0411902. FISH RAHU SEA | 40 KG. | KAR | 8250.00 | 8250.00 | 9550.00 | 0.00 | -13.61 |
| 0411903. FISH SURMAI (SEA) | 40 KG. | KAR | 15600.00 | 15600.00 | 14700.00 | 0.00 | 6.12 |
| <u>2. Ores/Minerals, Elec., Gas & Water</u> | | | | | | | |
| 024. Coal not Agglomerated | | | | | | | |
| 1101001. COAL | MT. | LAH | 9900.00 | 9900.00 | 9750.00 | 0.00 | 1.54 |
| 025. Natural Gas Liquified | | | | | | | |
| 1202001. SUI GAS GENERAL INDUSRIAL USE | MMBTU | KAR | 600.00 | 600.00 | 600.00 | 0.00 | 0.00 |
| 1202002. LPG | KG. | LAH | 95.00 | 76.00 | 69.70 | 25.00 | 36.30 |
| | | RAW | 98.50 | 86.00 | 80.50 | 14.53 | 22.36 |
| | | KAR | 100.00 | 80.00 | 70.00 | 25.00 | 42.86 |
| | | PSH | 110.00 | 100.00 | 90.00 | 10.00 | 22.22 |
| | | QTA | 105.00 | 100.00 | 100.00 | 5.00 | 5.00 |
| 1202003. CNG | KG. | KAR | 74.99 | 74.99 | 67.50 | 0.00 | 11.10 |
| 026. Salt & Pure Sodium Chloride | | | | | | | |
| 1620001. SALT CRUSHED LAHORI | 40 KG. | LAH | 310.00 | 265.00 | 195.00 | 16.98 | 58.97 |
| | | RAW | 395.00 | 395.00 | 395.00 | 0.00 | 0.00 |
| | | MUL | 280.00 | 280.00 | 280.00 | 0.00 | 0.00 |
| | | GJT | 240.00 | 240.00 | 240.00 | 0.00 | 0.00 |
| | | KAR | 360.00 | 360.00 | 350.00 | 0.00 | 2.86 |
| | | SKR | 275.00 | 275.00 | 275.00 | 0.00 | 0.00 |
| | | PSH | 150.00 | 150.00 | 200.00 | 0.00 | -25.00 |
| 1620002. SEA SALT | 40 KG. | LAH | 300.00 | 275.00 | 195.00 | 9.09 | 53.85 |
| | | FAS | 170.00 | 170.00 | 400.00 | 0.00 | -57.50 |
| | | KAR | 122.50 | 122.50 | 122.50 | 0.00 | 0.00 |
| | | HYD | 150.00 | 150.00 | 150.00 | 0.00 | 0.00 |
| | | NWB | 322.50 | 322.50 | 300.00 | 0.00 | 7.50 |
| 027. Electrical Energy | | | | | | | |
| 1710011. ELECTRICITY TARRIF B1 | KWH. | KAR | 15.34 | 15.34 | 15.34 | 0.00 | 0.00 |
| 1710012. ELECTRICITY TARRIF B2 | KWH. | KAR | 15.15 | 15.15 | 15.15 | 0.00 | 0.00 |
| 1710013. ELECTRICITY TARRIF B3 | KWH. | KAR | 15.52 | 15.52 | 15.52 | 0.00 | 0.00 |
| 1710014. ELECTRICITY TARRIF B4 | KWH. | KAR | 15.46 | 15.46 | 15.46 | 0.00 | 0.00 |
| 1710021. ELECTRICITY TARIFF-D1 | KWH. | KAR | 10.09 | 10.09 | 10.09 | 0.00 | 0.00 |
| 1710022. ELECTRICITY TARIFF-D2 | KWH. | KAR | 11.70 | 11.70 | 11.70 | 0.00 | 0.00 |
| <u>3. Food,Beverages,Tobacco,Textiles,Leather</u> | | | | | | | |
| <i>3a) Food Products, Beverages & Tobacco</i> | | | | | | | |
| 028. Meat of Animals | | | | | | | |
| 2111101. BEEF | 40 KG. | LAH | 12200.00 | 11700.00 | 11700.00 | 4.27 | 4.27 |
| | | FAS | 10200.00 | 10200.00 | 10200.00 | 0.00 | 0.00 |
| | | RAW | 10775.00 | 9950.00 | 8950.00 | 8.29 | 20.39 |
| | | MUL | 12100.00 | 10200.00 | 9650.00 | 18.63 | 25.39 |
| | | SAR | 12600.00 | 12400.00 | 10250.00 | 1.61 | 22.93 |
| | | GJT | 11200.00 | 11200.00 | 11200.00 | 0.00 | 0.00 |
| | | KAR | 11400.00 | 11400.00 | 11400.00 | 0.00 | 0.00 |
| | | HYD | 10550.00 | 10550.00 | 10050.00 | 0.00 | 4.98 |
| | | PSH | 11200.00 | 11200.00 | 10800.00 | 0.00 | 3.70 |
| | | MNG | 12500.00 | 12500.00 | 10800.00 | 0.00 | 15.74 |
| | | QTA | 15600.00 | 14300.00 | 15000.00 | 9.09 | 4.00 |
| 2111601. MUTTON | 40 KG. | LAH | 29000.00 | 28000.00 | 28000.00 | 3.57 | 3.57 |
| | | FAS | 24000.00 | 24000.00 | 24000.00 | 0.00 | 0.00 |

Contd.

7.10 Intercity Wholesale Prices of Selected Commodities

| Group/Commodity/Item Specification | Unit | City | Prices (Rs.) | | | % Change in August, 2017 Over | |
|---|--------|------|--------------|------------|------------|-------------------------------|------------|
| | | | Aug., 2017 | July, 2017 | Aug., 2016 | July, 2017 | Aug., 2016 |
| | | RAW | 33425.00 | 31250.00 | 26900.00 | 6.96 | 24.26 |
| | | MUL | 24600.00 | 25000.00 | 23500.00 | -1.60 | 4.68 |
| | | KAR | 24400.00 | 24400.00 | 22200.00 | 0.00 | 9.91 |
| | | HYD | 24000.00 | 24000.00 | 21500.00 | 0.00 | 11.63 |
| | | PSH | 27200.00 | 24400.00 | 24400.00 | 11.48 | 11.48 |
| | | MNG | 24000.00 | 24000.00 | 20000.00 | 0.00 | 20.00 |
| | | QTA | 27200.00 | 27200.00 | 23600.00 | 0.00 | 15.25 |
| 029. Vegetables & Fruit Juice | | | | | | | |
| 2133101. TOMATO KETCHUP 300 GM. | DOZ. | LAH | 900.00 | 900.00 | 900.00 | 0.00 | 0.00 |
| | | FAS | 892.20 | 892.20 | 892.20 | 0.00 | 0.00 |
| | | RAW | 1045.00 | 1045.00 | 1025.00 | 0.00 | 1.95 |
| | | MUL | 1037.40 | 1037.40 | 1037.40 | 0.00 | 0.00 |
| | | GJT | 920.00 | 920.00 | 920.00 | 0.00 | 0.00 |
| | | KAR | 1080.00 | 1080.00 | 780.00 | 0.00 | 38.46 |
| | | HYD | 1080.00 | 1080.00 | 724.00 | 0.00 | 49.17 |
| | | SKR | 855.36 | 855.36 | 936.72 | 0.00 | -8.69 |
| | | MPK | 1014.00 | 1014.00 | 772.00 | 0.00 | 31.35 |
| | | PSH | 1300.00 | 1300.00 | 1140.00 | 0.00 | 14.04 |
| | | MNG | 900.00 | 900.00 | 1030.00 | 0.00 | -12.62 |
| | | QTA | 960.00 | 960.00 | 828.00 | 0.00 | 15.94 |
| 2133901. CHILLES & LIME PKL.IN OIL 340 G. | DOZ. | LAH | 1250.00 | 1250.00 | 1100.00 | 0.00 | 13.64 |
| | | RAW | 1152.50 | 1152.50 | 1137.50 | 0.00 | 1.32 |
| | | KAR | 1380.00 | 1380.00 | 1380.00 | 0.00 | 0.00 |
| | | MPK | 992.76 | 992.76 | 992.76 | 0.00 | 0.00 |
| | | PSH | 1260.00 | 1260.00 | 1100.00 | 0.00 | 14.55 |
| | | QTA | 938.00 | 938.00 | 938.00 | 0.00 | 0.00 |
| 030. Dried Fruits & Nuts | | | | | | | |
| 2141101. KISHMISH(RAISIN) AVG. QLTY. | 40 KG. | LAH | 9900.00 | 9900.00 | 9900.00 | 0.00 | 0.00 |
| | | RAW | 8100.00 | 8100.00 | 8100.00 | 0.00 | 0.00 |
| | | MUL | 6200.00 | 6200.00 | 6800.00 | 0.00 | -8.82 |
| | | KAR | 10100.00 | 10500.00 | 10500.00 | -3.81 | -3.81 |
| | | HYD | 10000.00 | 10000.00 | 9400.00 | 0.00 | 6.38 |
| | | MPK | 9000.00 | 9000.00 | 10000.00 | 0.00 | -10.00 |
| | | PSH | 6000.00 | 6600.00 | 6400.00 | -9.09 | -6.25 |
| | | BNU | 8900.00 | 8900.00 | 8900.00 | 0.00 | 0.00 |
| | | QTA | 8000.00 | 8000.00 | 5100.00 | 0.00 | 56.86 |
| 2141301. GROUND NUT WITH SHELL AVG. QLTY. | 40 KG. | LAH | 7450.00 | 7450.00 | 5250.00 | 0.00 | 41.90 |
| | | RAW | 5250.00 | 5250.00 | 4650.00 | 0.00 | 12.90 |
| | | MUL | 5100.00 | 5700.00 | 5150.00 | -10.53 | -0.97 |
| | | KAR | 8400.00 | 8400.00 | 6500.00 | 0.00 | 29.23 |
| | | HYD | 5800.00 | 5800.00 | 4500.00 | 0.00 | 28.89 |
| | | MPK | 4600.00 | 4600.00 | 4300.00 | 0.00 | 6.98 |
| | | PSH | 6800.00 | 7200.00 | 5600.00 | -5.56 | 21.43 |
| | | QTA | 8000.00 | 8000.00 | 7500.00 | 0.00 | 6.67 |
| 031. Fruit Juices | | | | | | | |
| 2142901. ROOHAFZA(SHARBAT) | DOZ. | LAH | 1836.00 | 1836.00 | 1700.00 | 0.00 | 8.00 |
| | | FAS | 1870.00 | 1870.00 | 1810.00 | 0.00 | 3.31 |
| | | RAW | 1832.50 | 1832.50 | 1825.00 | 0.00 | 0.41 |
| | | MUL | 1870.00 | 1870.00 | 1770.00 | 0.00 | 5.65 |
| | | GUJ | 1880.00 | 1880.00 | 1800.00 | 0.00 | 4.44 |
| | | BPR | 1880.00 | 1880.00 | 1800.00 | 0.00 | 4.44 |
| | | GJT | 1880.00 | 1880.00 | 1800.00 | 0.00 | 4.44 |
| | | KAR | 1850.00 | 1850.00 | 1776.00 | 0.00 | 4.17 |
| | | HYD | 1880.00 | 1880.00 | 1680.00 | 0.00 | 11.90 |
| | | SKR | 1720.00 | 1720.00 | 1720.00 | 0.00 | 0.00 |
| | | LRK | 1870.00 | 1870.00 | 1750.00 | 0.00 | 6.86 |

Contd.

7.10 Intercity Wholesale Prices of Selected Commodities

| Group/Commodity/Item Specification | Unit | City | Prices (Rs.) | | | % Change in August, 2017 Over | |
|--|--------|------|--------------|------------|------------|-------------------------------|------------|
| | | | Aug., 2017 | July, 2017 | Aug., 2016 | July, 2017 | Aug., 2016 |
| | | PSH | 1820.00 | 1820.00 | 1740.00 | 0.00 | 4.60 |
| | | BNU | 1900.00 | 1900.00 | 1710.00 | 0.00 | 11.11 |
| | | MNG | 1850.00 | 1850.00 | 1800.00 | 0.00 | 2.78 |
| | | QTA | 2100.00 | 2100.00 | 1980.00 | 0.00 | 6.06 |
| 2142902. JAM-E-SHREEN | DOZ. | LAH | 1840.00 | 1840.00 | 1780.00 | 0.00 | 3.37 |
| | | FAS | 1860.00 | 1840.00 | 1770.00 | 1.09 | 5.08 |
| | | RAW | 1910.00 | 1910.00 | 1810.00 | 0.00 | 5.52 |
| | | MUL | 1860.00 | 1860.00 | 1680.00 | 0.00 | 10.71 |
| | | GUJ | 1850.00 | 1850.00 | 1700.00 | 0.00 | 8.82 |
| | | BPR | 1880.00 | 1880.00 | 1800.00 | 0.00 | 4.44 |
| | | KAR | 1824.00 | 1824.00 | 1824.00 | 0.00 | 0.00 |
| | | HYD | 1956.00 | 1956.00 | 1800.00 | 0.00 | 8.67 |
| | | SKR | 1720.00 | 1720.00 | 1720.00 | 0.00 | 0.00 |
| | | PSH | 1820.00 | 1820.00 | 1680.00 | 0.00 | 8.33 |
| | | BNU | 1800.00 | 1800.00 | 1650.00 | 0.00 | 9.09 |
| | | MNG | 1880.00 | 1880.00 | 1800.00 | 0.00 | 4.44 |
| 2142903. FRUIT JUICE TETRA PACK | DOZ. | LAH | 190.00 | 190.00 | 190.00 | 0.00 | 0.00 |
| | | FAS | 162.50 | 162.50 | 162.50 | 0.00 | 0.00 |
| | | RAW | 157.50 | 157.50 | 157.50 | 0.00 | 0.00 |
| | | MUL | 135.00 | 135.00 | 135.00 | 0.00 | 0.00 |
| | | KAR | 168.00 | 168.00 | 168.00 | 0.00 | 0.00 |
| | | HYD | 170.00 | 170.00 | 150.00 | 0.00 | 13.33 |
| | | SKR | 180.00 | 180.00 | 180.00 | 0.00 | 0.00 |
| | | PSH | 130.00 | 130.00 | 130.00 | 0.00 | 0.00 |
| | | QTA | 110.00 | 110.00 | 110.00 | 0.00 | 0.00 |
| 2142904. LEMON/ORANGE SQUASH MITCHELS(730ML) | DOZ. | LAH | 1620.00 | 1620.00 | 1540.00 | 0.00 | 5.19 |
| | | FAS | 1630.00 | 1644.00 | 1587.00 | -0.85 | 2.71 |
| | | RAW | 1710.00 | 1710.00 | 1710.00 | 0.00 | 0.00 |
| | | MUL | 1788.00 | 1767.60 | 1767.60 | 1.15 | 1.15 |
| | | KAR | 1788.00 | 1788.00 | 1788.00 | 0.00 | 0.00 |
| | | HYD | 1775.00 | 1775.00 | 1680.00 | 0.00 | 5.65 |
| | | PSH | 1800.00 | 1800.00 | 1800.00 | 0.00 | 0.00 |
| 2142905. MUREEY BREWERY (TOPS) | DOZ. | LAH | 495.00 | 495.00 | 495.00 | 0.00 | 0.00 |
| | | RAW | 625.00 | 625.00 | 1125.00 | 0.00 | -44.44 |
| | | KSR | 435.00 | 435.00 | 435.00 | 0.00 | 0.00 |
| 2149201. APL/MNG/ORG/MIX. FRUIT JAM 450 G. | DOZ. | LAH | 1515.00 | 1515.00 | 1455.00 | 0.00 | 4.12 |
| | | RAW | 1390.00 | 1390.00 | 1390.00 | 0.00 | 0.00 |
| | | KAR | 1305.00 | 1305.00 | 1260.00 | 0.00 | 3.57 |
| | | MPK | 1183.00 | 1183.00 | 1183.00 | 0.00 | 0.00 |
| | | PSH | 1410.00 | 1410.00 | 1410.00 | 0.00 | 0.00 |
| | | QTA | 1320.00 | 1320.00 | 1320.00 | 0.00 | 0.00 |
| 2149202. MANGO/MIXED PICKLE IN OIL 340 G. | DOZ. | LAH | 1120.00 | 1120.00 | 1120.00 | 0.00 | 0.00 |
| | | RAW | 1270.00 | 1137.50 | 1137.50 | 11.65 | 11.65 |
| | | KAR | 1380.00 | 1380.00 | 1380.00 | 0.00 | 0.00 |
| | | MPK | 992.76 | 992.76 | 992.76 | 0.00 | 0.00 |
| | | PSH | 1320.00 | 1320.00 | 1320.00 | 0.00 | 0.00 |
| | | QTA | 1200.00 | 1200.00 | 936.00 | 0.00 | 28.21 |
| 032. Vegetable Oils Refined | | | | | | | |
| 2154101. SOYABEAN COOKING OIL TIN | 5 LTR. | LAH | 840.00 | 840.00 | 815.00 | 0.00 | 3.07 |
| | | FAS | 830.00 | 830.00 | 820.00 | 0.00 | 1.22 |
| | | RAW | 865.00 | 865.00 | 820.00 | 0.00 | 5.49 |
| | | MUL | 903.85 | 903.85 | 850.00 | 0.00 | 6.34 |
| | | KAR | 742.50 | 742.50 | 742.50 | 0.00 | 0.00 |
| | | HYD | 880.00 | 880.00 | 880.00 | 0.00 | 0.00 |
| | | SKR | 840.00 | 840.00 | 840.00 | 0.00 | 0.00 |
| | | MPK | 940.00 | 940.00 | 970.00 | 0.00 | -3.09 |

Contd.

7.10 Intercity Wholesale Prices of Selected Commodities

| Group/Commodity/Item Specification | Unit | City | Prices (Rs.) | | | % Change in August, 2017 Over | |
|---|---------|------|--------------|------------|------------|-------------------------------|------------|
| | | | Aug., 2017 | July, 2017 | Aug., 2016 | July, 2017 | Aug., 2016 |
| | | PSH | 860.00 | 860.00 | 830.00 | 0.00 | 3.61 |
| | | BNU | 970.00 | 970.00 | 970.00 | 0.00 | 0.00 |
| | | QTA | 840.00 | 840.00 | 840.00 | 0.00 | 0.00 |
| 2154301. SUN FLOWER COOKING OIL | 5 LTR. | LAH | 840.00 | 840.00 | 815.00 | 0.00 | 3.07 |
| | | FAS | 850.00 | 850.00 | 770.00 | 0.00 | 10.39 |
| | | RAW | 865.00 | 865.00 | 820.00 | 0.00 | 5.49 |
| | | MUL | 879.81 | 879.81 | 778.85 | 0.00 | 12.96 |
| | | GJT | 855.00 | 875.00 | 790.00 | -2.29 | 8.23 |
| | | KAR | 742.50 | 742.50 | 742.50 | 0.00 | 0.00 |
| | | HYD | 870.00 | 870.00 | 870.00 | 0.00 | 0.00 |
| | | SKR | 840.00 | 840.00 | 840.00 | 0.00 | 0.00 |
| | | PSH | 840.00 | 860.00 | 860.00 | -2.33 | -2.33 |
| | | MNG | 875.00 | 875.00 | 820.00 | 0.00 | 6.71 |
| | | QTA | 900.00 | 900.00 | 900.00 | 0.00 | 0.00 |
| 2154401. MUSTARD & RAPE SEED OIL. | 40 KG. | LAH | 5200.00 | 5200.00 | 5550.00 | 0.00 | -6.31 |
| | | RAW | 6750.00 | 6750.00 | 6750.00 | 0.00 | 0.00 |
| | | MUL | 5450.00 | 5450.00 | 4750.00 | 0.00 | 14.74 |
| | | KSR | 5150.00 | 5150.00 | 5525.00 | 0.00 | -6.79 |
| | | KAR | 6100.00 | 6100.00 | 6100.00 | 0.00 | 0.00 |
| | | HYD | 5300.00 | 5200.00 | 4600.00 | 1.92 | 15.22 |
| | | MPK | 5400.00 | 5250.00 | 4600.00 | 2.86 | 17.39 |
| | | PSH | 6750.00 | 6750.00 | 6750.00 | 0.00 | 0.00 |
| | | BNU | 6200.00 | 6200.00 | 6200.00 | 0.00 | 0.00 |
| | | QTA | 6000.00 | 6000.00 | 6000.00 | 0.00 | 0.00 |
| 2154801. COTTON SEED OIL | 40 KG. | LAH | 5800.00 | 5800.00 | 5625.00 | 0.00 | 3.11 |
| | | MUL | 4025.00 | 4025.00 | 4050.00 | 0.00 | -0.62 |
| | | GUJ | 5000.00 | 5000.00 | 5200.00 | 0.00 | -3.85 |
| | | SAR | 4895.00 | 4890.00 | 4324.00 | 0.10 | 13.21 |
| | | KAR | 5605.00 | 5605.00 | 5605.00 | 0.00 | 0.00 |
| | | HYD | 5400.00 | 5000.00 | 4200.00 | 8.00 | 28.57 |
| | | SKR | 4400.00 | 4400.00 | 3920.00 | 0.00 | 12.24 |
| | | NWB | 6000.00 | 6000.00 | 6000.00 | 0.00 | 0.00 |
| | | PSH | 5100.00 | 5100.00 | 4800.00 | 0.00 | 6.25 |
| 2154901. RAFHAN CORN OIL | 2.00 LT | LAH | 650.00 | 650.00 | 650.00 | 0.00 | 0.00 |
| | | FAS | 700.00 | 700.00 | 690.00 | 0.00 | 1.45 |
| | | RAW | 710.00 | 710.00 | 680.00 | 0.00 | 4.41 |
| | | MUL | 703.00 | 703.00 | 703.00 | 0.00 | 0.00 |
| | | KAR | 695.00 | 695.00 | 695.00 | 0.00 | 0.00 |
| | | HYD | 710.00 | 710.00 | 710.00 | 0.00 | 0.00 |
| | | MPK | 705.00 | 705.00 | 704.00 | 0.00 | 0.14 |
| | | PSH | 710.00 | 710.00 | 710.00 | 0.00 | 0.00 |
| | | MNG | 720.00 | 720.00 | 730.00 | 0.00 | -1.37 |
| | | QTA | 730.00 | 730.00 | 730.00 | 0.00 | 0.00 |
| 033. Vegetable Ghee | | | | | | | |
| 2159001. VEGETABLE GHEE(16 KG TIN) | EACH | LAH | 2200.00 | 2220.00 | 2080.00 | -0.90 | 5.77 |
| | | RAW | 2340.00 | 2310.00 | 2245.00 | 1.30 | 4.23 |
| | | MUL | 2330.00 | 2330.00 | 2180.00 | 0.00 | 6.88 |
| | | SKT | 2070.00 | 2070.00 | 2070.00 | 0.00 | 0.00 |
| | | KAR | 2440.00 | 2440.00 | 2240.00 | 0.00 | 8.93 |
| | | SKR | 1850.00 | 1850.00 | 1830.00 | 0.00 | 1.09 |
| | | MPK | 2000.00 | 2040.00 | 2000.00 | -1.96 | 0.00 |
| | | PSH | 2430.00 | 2450.00 | 2300.00 | -0.82 | 5.65 |
| | | MNG | 2430.00 | 2450.00 | 2285.00 | -0.82 | 6.35 |
| | | QTA | 2450.00 | 2450.00 | 2325.00 | 0.00 | 5.38 |
| 2159002. VEGETABLE GHEE(DALDA/TULO/HABIB/SHA) | 05 KG. | LAH | 880.00 | 880.00 | 830.00 | 0.00 | 6.02 |
| | | FAS | 860.00 | 860.00 | 825.00 | 0.00 | 4.24 |

Contd.

7.10 Intercity Wholesale Prices of Selected Commodities

| Group/Commodity/Item Specification | Unit | City | Prices (Rs.) | | | % Change in August, 2017 Over | |
|--|--------|------|--------------|------------|------------|-------------------------------|------------|
| | | | Aug., 2017 | July, 2017 | Aug., 2016 | July, 2017 | Aug., 2016 |
| | | RAW | 865.00 | 865.00 | 820.00 | 0.00 | 5.49 |
| | | MUL | 898.55 | 898.55 | 845.00 | 0.00 | 6.34 |
| | | SAR | 890.00 | 890.00 | 870.00 | 0.00 | 2.30 |
| | | GJT | 898.00 | 898.00 | 845.00 | 0.00 | 6.27 |
| | | KAR | 800.00 | 800.00 | 840.00 | 0.00 | -4.76 |
| | | HYD | 900.00 | 900.00 | 875.00 | 0.00 | 2.86 |
| | | SKR | 780.00 | 780.00 | 780.00 | 0.00 | 0.00 |
| | | PSH | 860.00 | 860.00 | 830.00 | 0.00 | 3.61 |
| | | QTA | 850.00 | 850.00 | 830.00 | 0.00 | 2.41 |
| 034. Oil Cakes | | | | | | | |
| 2171001. COTTON SEED OIL CAKES | 40 KG. | LAH | 1800.00 | 1800.00 | 1675.00 | 0.00 | 7.46 |
| | | FAS | 1850.00 | 1850.00 | 1925.00 | 0.00 | -3.90 |
| | | MUL | 1612.50 | 1612.50 | 1725.00 | 0.00 | -6.52 |
| | | SAR | 1900.00 | 1825.00 | 1785.00 | 4.11 | 6.44 |
| | | BPR | 1725.00 | 1875.00 | 1925.00 | -8.00 | -10.39 |
| | | HYD | 1700.00 | 1650.00 | 1736.00 | 3.03 | -2.07 |
| | | SKR | 1640.00 | 1640.00 | 1640.00 | 0.00 | 0.00 |
| | | MPK | 1286.00 | 1200.00 | 1714.00 | 7.17 | -24.97 |
| | | PSH | 1750.00 | 1750.00 | 1860.00 | 0.00 | -5.91 |
| | | QTA | 1250.00 | 1250.00 | 1250.00 | 0.00 | 0.00 |
| 2171002. MUSTARD & RAPSEED OIL CAKES | 40 KG. | LAH | 1400.00 | 1400.00 | 1350.00 | 0.00 | 3.70 |
| | | FAS | 1300.00 | 1300.00 | 1225.00 | 0.00 | 6.12 |
| | | MUL | 1225.00 | 1275.00 | 1175.00 | -3.92 | 4.26 |
| | | SAR | 1175.00 | 1287.50 | 1175.00 | -8.74 | 0.00 |
| | | BPR | 1225.00 | 1325.00 | 1225.00 | -7.55 | 0.00 |
| | | HYD | 1100.00 | 1100.00 | 1200.00 | 0.00 | -8.33 |
| | | SKR | 1300.00 | 1300.00 | 1350.00 | 0.00 | -3.70 |
| | | MPK | 1200.00 | 1100.00 | 1250.00 | 9.09 | -4.00 |
| | | PSH | 1640.00 | 1640.00 | 1800.00 | 0.00 | -8.89 |
| | | QTA | 950.00 | 950.00 | 950.00 | 0.00 | 0.00 |
| 035. Processed Liquid Milk | | | | | | | |
| 2211002. MILK PAK/HALEEB/NESTLE (LITRE) | DOZ. | LAH | 1450.00 | 1472.00 | 1290.00 | -1.49 | 12.40 |
| | | FAS | 1360.00 | 1360.00 | 1235.00 | 0.00 | 10.12 |
| | | RAW | 1355.00 | 1355.00 | 1255.00 | 0.00 | 7.97 |
| | | KAR | 1250.00 | 1250.00 | 1250.00 | 0.00 | 0.00 |
| | | HYD | 1472.00 | 1360.00 | 1200.00 | 8.24 | 22.67 |
| | | SKR | 1320.00 | 1320.00 | 1140.00 | 0.00 | 15.79 |
| | | PSH | 1471.00 | 1471.00 | 1240.00 | 0.00 | 18.63 |
| | | MNG | 1380.00 | 1380.00 | 1300.00 | 0.00 | 6.15 |
| 036. Milk & Cream in Solid Form | | | | | | | |
| 2221101. POWD.MILK EVERYDAY(NESTLE)1KG. | EACH | LAH | 680.00 | 680.00 | 660.00 | 0.00 | 3.03 |
| | | RAW | 672.50 | 672.50 | 632.50 | 0.00 | 6.32 |
| | | MUL | 689.84 | 689.84 | 671.32 | 0.00 | 2.76 |
| | | KAR | 662.50 | 662.50 | 662.50 | 0.00 | 0.00 |
| | | HYD | 758.00 | 758.00 | 680.00 | 0.00 | 11.47 |
| | | SKR | 665.00 | 665.00 | 650.00 | 0.00 | 2.31 |
| | | PSH | 660.00 | 660.00 | 650.00 | 0.00 | 1.54 |
| | | BNU | 680.00 | 680.00 | 680.00 | 0.00 | 0.00 |
| | | QTA | 680.00 | 680.00 | 680.00 | 0.00 | 0.00 |
| 2221201. POWDERED MILK(SKIMMED)/BAG 25 KG. | EACH | LAH | 11750.00 | 11750.00 | 11750.00 | 0.00 | 0.00 |
| | | RAW | 12350.00 | 12350.00 | 12350.00 | 0.00 | 0.00 |
| | | MUL | 8625.00 | 8625.00 | 9100.00 | 0.00 | -5.22 |
| | | KAR | 10250.00 | 10250.00 | 10750.00 | 0.00 | -4.65 |
| | | PSH | 9600.00 | 9600.00 | 8600.00 | 0.00 | 11.63 |
| | | QTA | 12500.00 | 12500.00 | 12500.00 | 0.00 | 0.00 |

Contd.

7.10 Intercity Wholesale Prices of Selected Commodities

| Group/Commodity/Item Specification | Unit | City | Prices (Rs.) | | | % Change in August, 2017 Over | |
|---|--------|------|--------------|------------|------------|-------------------------------|------------|
| | | | Aug., 2017 | July, 2017 | Aug., 2016 | July, 2017 | Aug., 2016 |
| 2221202. POWDERED MILK NIDO (1 KG. POLY BA | EACH | LAH | 725.00 | 725.00 | 700.00 | 0.00 | 3.57 |
| | | RAW | 792.50 | 792.50 | 738.00 | 0.00 | 7.38 |
| | | GUJ | 690.00 | 690.00 | 738.00 | 0.00 | -6.50 |
| | | KAR | 758.00 | 758.00 | 732.50 | 0.00 | 3.48 |
| | | HYD | 794.00 | 758.00 | 833.33 | 4.75 | -4.72 |
| | | PSH | 722.00 | 722.00 | 774.00 | 0.00 | -6.72 |
| 037. Ice Cream | | | | | | | |
| 2227001. ICE CREAM POLKAWALLS | DOZ. | LAH | 400.00 | 400.00 | 400.00 | 0.00 | 0.00 |
| | | RAW | 495.00 | 495.00 | 442.50 | 0.00 | 11.86 |
| | | KAR | 288.00 | 288.00 | 288.00 | 0.00 | 0.00 |
| | | HYD | 432.00 | 432.00 | 432.00 | 0.00 | 0.00 |
| | | SKR | 453.00 | 453.00 | 240.00 | 0.00 | 88.75 |
| | | QTA | 456.00 | 456.00 | 456.00 | 0.00 | 0.00 |
| 038. Dairy Products N.E.C | | | | | | | |
| 2229001. MILO(200 GM. PACK) NESTLE | EACH | LAH | 198.00 | 198.00 | 198.00 | 0.00 | 0.00 |
| | | FAS | 187.50 | 195.00 | 175.00 | -3.85 | 7.14 |
| | | RAW | 192.50 | 192.50 | 172.50 | 0.00 | 11.59 |
| | | KAR | 190.00 | 190.00 | 190.00 | 0.00 | 0.00 |
| | | HYD | 195.00 | 195.00 | 195.00 | 0.00 | 0.00 |
| | | MPK | 180.00 | 180.00 | 180.00 | 0.00 | 0.00 |
| | | PSH | 190.00 | 190.00 | 190.00 | 0.00 | 0.00 |
| | | MNG | 300.00 | 300.00 | 175.00 | 0.00 | 71.43 |
| 2229002. LACTOGEN(SOFT PACK 400 GM) | EACH | LAH | 405.00 | 405.00 | 390.00 | 0.00 | 3.85 |
| | | FAS | 408.33 | 408.33 | 395.83 | 0.00 | 3.16 |
| | | RAW | 427.50 | 427.50 | 405.00 | 0.00 | 5.56 |
| | | MUL | 416.50 | 416.50 | 402.79 | 0.00 | 3.40 |
| | | KAR | 400.00 | 400.00 | 400.00 | 0.00 | 0.00 |
| | | HYD | 420.00 | 420.00 | 405.00 | 0.00 | 3.70 |
| | | MPK | 408.00 | 408.00 | 405.00 | 0.00 | 0.74 |
| | | PSH | 416.00 | 416.00 | 394.00 | 0.00 | 5.58 |
| | | QTA | 395.00 | 395.00 | 395.00 | 0.00 | 0.00 |
| 039. Wheat Flour | | | | | | | |
| 2311001. WHEAT FLOUR SUP. QLTY. | 80 KG. | LAH | 3520.00 | 3520.00 | 3565.00 | 0.00 | -1.26 |
| | | FAS | 2600.00 | 2700.00 | 2800.00 | -3.70 | -7.14 |
| | | RAW | 3362.50 | 3387.50 | 3540.00 | -0.74 | -5.01 |
| | | MUL | 2800.00 | 2850.00 | 2925.00 | -1.75 | -4.27 |
| | | GUJ | 2850.00 | 2850.00 | 3000.00 | 0.00 | -5.00 |
| | | SAR | 2800.00 | 2900.00 | 2960.00 | -3.45 | -5.41 |
| | | SKT | 3400.00 | 3400.00 | 3800.00 | 0.00 | -10.53 |
| | | GJT | 2900.00 | 2900.00 | 3000.00 | 0.00 | -3.33 |
| | | KAR | 2760.00 | 2760.00 | 2960.00 | 0.00 | -6.76 |
| | | HYD | 3250.00 | 3250.00 | 3520.00 | 0.00 | -7.67 |
| | | SKR | 2920.00 | 2920.00 | 2960.00 | 0.00 | -1.35 |
| | | LRK | 2920.00 | 2920.00 | 3200.00 | 0.00 | -8.75 |
| | | PSH | 2960.00 | 3050.00 | 3300.00 | -2.95 | -10.30 |
| | | | | QTA | 3920.00 | 3920.00 | 3920.00 |
| 2311002. WHEAT FLOUR AVG. QLTY | 80 KG. | LAH | 2880.00 | 2880.00 | 2960.00 | 0.00 | -2.70 |
| | | FAS | 2520.00 | 2560.00 | 2560.00 | -1.56 | -1.56 |
| | | RAW | 2725.00 | 2787.50 | 2900.00 | -2.24 | -6.03 |
| | | MUL | 2700.00 | 2750.00 | 2810.00 | -1.82 | -3.91 |
| | | SAH | 2520.00 | 2662.50 | 2690.00 | -5.35 | -6.32 |
| | | SAR | 2430.00 | 2480.00 | 2630.00 | -2.02 | -7.60 |
| | | BPR | 2800.00 | 2800.00 | 2720.00 | 0.00 | 2.94 |
| | | GJT | 2750.00 | 2750.00 | 2700.00 | 0.00 | 1.85 |
| | | KAR | 2680.00 | 2680.00 | 2800.00 | 0.00 | -4.29 |

Contd.

7.10 Intercity Wholesale Prices of Selected Commodities

| Group/Commodity/Item Specification | Unit | City | Prices (Rs.) | | | % Change in August, 2017 Over | |
|------------------------------------|--------|------|--------------|------------|------------|-------------------------------|------------|
| | | | Aug., 2017 | July, 2017 | Aug., 2016 | July, 2017 | Aug., 2016 |
| | | HYD | 2900.00 | 2900.00 | 3000.00 | 0.00 | -3.33 |
| | | SKR | 2720.00 | 2800.00 | 2880.00 | -2.86 | -5.56 |
| | | LRK | 2660.00 | 2660.00 | 2800.00 | 0.00 | -5.00 |
| | | MPK | 2720.00 | 2720.00 | 2840.00 | 0.00 | -4.23 |
| | | PSH | 2800.00 | 2800.00 | 3020.00 | 0.00 | -7.28 |
| | | MNG | 2800.00 | 2800.00 | 2960.00 | 0.00 | -5.41 |
| | | QTA | 3880.00 | 3880.00 | 3880.00 | 0.00 | 0.00 |
| 2311003. WHEAT FLOUR/BAG OF 10 KG. | EACH | LAH | 350.00 | 360.00 | 373.00 | -2.78 | -6.17 |
| | | FAS | 325.00 | 332.50 | 337.50 | -2.26 | -3.70 |
| | | RAW | 350.00 | 360.00 | 368.25 | -2.78 | -4.96 |
| | | MUL | 350.00 | 370.00 | 350.00 | -5.41 | 0.00 |
| | | GUJ | 340.00 | 350.00 | 340.00 | -2.86 | 0.00 |
| | | SKT | 340.00 | 340.00 | 360.00 | 0.00 | -5.56 |
| | | BPR | 355.00 | 355.00 | 350.00 | 0.00 | 1.43 |
| | | GJT | 340.00 | 350.00 | 340.00 | -2.86 | 0.00 |
| | | KAR | 405.00 | 405.00 | 386.50 | 0.00 | 4.79 |
| | | HYD | 400.00 | 400.00 | 390.00 | 0.00 | 2.56 |
| | | SKR | 340.00 | 350.00 | 360.00 | -2.86 | -5.56 |
| | | LRK | 345.00 | 345.00 | 365.00 | 0.00 | -5.48 |
| | | MPK | 360.00 | 360.00 | 370.00 | 0.00 | -2.70 |
| | | NWB | 350.00 | 350.00 | 350.00 | 0.00 | 0.00 |
| | | PSH | 337.50 | 350.00 | 350.00 | -3.57 | -3.57 |
| | | QTA | 400.00 | 400.00 | 400.00 | 0.00 | 0.00 |
| 2311004. MAIDA AVG. QLTY. | 80 KG. | LAH | 3425.00 | 3425.00 | 3660.00 | 0.00 | -6.42 |
| | | FAS | 2880.00 | 2960.00 | 3088.00 | -2.70 | -6.74 |
| | | RAW | 3375.00 | 3487.50 | 3675.00 | -3.23 | -8.16 |
| | | MUL | 3050.00 | 3050.00 | 3130.00 | 0.00 | -2.56 |
| | | SAR | 3125.00 | 3125.00 | 3360.00 | 0.00 | -6.99 |
| | | BPR | 3120.00 | 3120.00 | 3425.00 | 0.00 | -8.91 |
| | | GJT | 3000.00 | 3050.00 | 3200.00 | -1.64 | -6.25 |
| | | KAR | 3200.00 | 3200.00 | 3040.00 | 0.00 | 5.26 |
| | | HYD | 3250.00 | 3250.00 | 3280.00 | 0.00 | -0.91 |
| | | SKR | 3200.00 | 3200.00 | 3500.00 | 0.00 | -8.57 |
| | | MPK | 3200.00 | 3200.00 | 3360.00 | 0.00 | -4.76 |
| | | PSH | 3340.00 | 3340.00 | 3510.00 | 0.00 | -4.84 |
| | | MNG | 3770.00 | 3520.00 | 3580.00 | 7.10 | 5.31 |
| | | QTA | 4000.00 | 4000.00 | 4000.00 | 0.00 | 0.00 |
| 2311005. SUJI | 85 KG. | LAH | 4050.00 | 4050.00 | 4260.00 | 0.00 | -4.93 |
| | | FAS | 3060.00 | 3145.00 | 3281.00 | -2.70 | -6.74 |
| | | RAW | 3385.00 | 3500.00 | 3700.00 | -3.29 | -8.51 |
| | | MUL | 3125.00 | 3125.00 | 3275.00 | 0.00 | -4.58 |
| | | SAH | 3161.50 | 3247.00 | 3604.00 | -2.63 | -12.28 |
| | | BPR | 3315.00 | 3315.00 | 3550.00 | 0.00 | -6.62 |
| | | GJT | 3250.00 | 3250.00 | 3400.00 | 0.00 | -4.41 |
| | | KAR | 3655.00 | 3655.00 | 3485.00 | 0.00 | 4.88 |
| | | HYD | 3230.00 | 3230.00 | 3485.00 | 0.00 | -7.32 |
| | | SKR | 3582.00 | 3582.00 | 3782.00 | 0.00 | -5.29 |
| | | MPK | 3400.00 | 3400.00 | 3650.00 | 0.00 | -6.85 |
| | | PSH | 3500.00 | 3530.00 | 3580.00 | -0.85 | -2.23 |
| | | QTA | 4200.00 | 4200.00 | 5200.00 | 0.00 | -19.23 |
| 2311006. CERELAC WHEAT(400 GM.) | EACH | LAH | 260.00 | 260.00 | 260.00 | 0.00 | 0.00 |
| | | FAS | 270.00 | 270.00 | 248.00 | 0.00 | 8.87 |
| | | RAW | 295.00 | 295.00 | 289.00 | 0.00 | 2.08 |
| | | MUL | 272.00 | 272.00 | 252.79 | 0.00 | 7.60 |
| | | KAR | 257.00 | 257.00 | 257.00 | 0.00 | 0.00 |
| | | HYD | 260.00 | 260.00 | 260.00 | 0.00 | 0.00 |

Contd.

7.10 Intercity Wholesale Prices of Selected Commodities

| Group/Commodity/Item Specification | Unit | City | Prices (Rs.) | | | % Change in August, 2017 Over | |
|------------------------------------|--------|------|--------------|------------|------------|-------------------------------|------------|
| | | | Aug., 2017 | July, 2017 | Aug., 2016 | July, 2017 | Aug., 2016 |
| | | MPK | 255.00 | 255.00 | 255.00 | 0.00 | 0.00 |
| | | PSH | 260.00 | 260.00 | 250.00 | 0.00 | 4.00 |
| | | MNG | 270.00 | 270.00 | 325.00 | 0.00 | -16.92 |
| | | QTA | 245.00 | 245.00 | 245.00 | 0.00 | 0.00 |
| 040. Other Cereal Flour | | | | | | | |
| 2312001. BESAN | 85 KG. | LAH | 8550.00 | 9375.00 | 11955.00 | -8.80 | -28.48 |
| | | FAS | 8075.00 | 8075.00 | 11500.00 | 0.00 | -29.78 |
| | | RAW | 9332.50 | 9377.50 | 11850.00 | -0.48 | -21.24 |
| | | MUL | 8100.00 | 8300.00 | 12250.00 | -2.41 | -33.88 |
| | | GUJ | 8800.00 | 8800.00 | 10500.00 | 0.00 | -16.19 |
| | | SAR | 8500.00 | 8500.00 | 12750.00 | 0.00 | -33.33 |
| | | SKT | 7650.00 | 7650.00 | 11900.00 | 0.00 | -35.71 |
| | | GJT | 8260.00 | 8260.00 | 12140.00 | 0.00 | -31.96 |
| | | KSR | 9150.00 | 9350.00 | 12255.00 | -2.14 | -25.34 |
| | | KAR | 10285.00 | 10370.00 | 12537.50 | -0.82 | -17.97 |
| | | HYD | 8850.00 | 9800.00 | 13770.00 | -9.69 | -35.73 |
| | | SKR | 9350.00 | 9350.00 | 12000.00 | 0.00 | -22.08 |
| | | MPK | 8925.00 | 8925.00 | 14200.00 | 0.00 | -37.15 |
| | | PSH | 9010.00 | 10800.00 | 11050.00 | -16.57 | -18.46 |
| | | QTA | 10625.00 | 12400.00 | 11475.00 | -14.31 | -7.41 |
| 041. Sugar Refined | | | | | | | |
| 2352001. SUGAR REFINED(BAG) | 50 KG. | LAH | 2750.00 | 2550.00 | 3470.00 | 7.84 | -20.75 |
| | | FAS | 2750.00 | 2500.00 | 3412.50 | 10.00 | -19.41 |
| | | RAW | 2827.50 | 2560.00 | 3460.00 | 10.45 | -18.28 |
| | | MUL | 2755.00 | 2442.50 | 3362.50 | 12.79 | -18.07 |
| | | GUJ | 2950.00 | 2630.00 | 3450.00 | 12.17 | -14.49 |
| | | SKT | 2900.00 | 2510.00 | 3240.00 | 15.54 | -10.49 |
| | | GJT | 2920.00 | 2570.00 | 3430.00 | 13.62 | -14.87 |
| | | KAR | 2750.00 | 2500.00 | 3350.00 | 10.00 | -17.91 |
| | | HYD | 2800.00 | 2550.00 | 3350.00 | 9.80 | -16.42 |
| | | MPK | 2720.00 | 2480.00 | 3350.00 | 9.68 | -18.81 |
| | | PSH | 2800.00 | 2520.00 | 3440.00 | 11.11 | -18.60 |
| | | MNG | 2530.00 | 2660.00 | 3500.00 | -4.89 | -27.71 |
| | | QTA | 2900.00 | 2480.00 | 3400.00 | 16.94 | -14.71 |
| 2352002. GUR AVG. QLTY. | 40 KG. | LAH | 2650.00 | 2650.00 | 3050.00 | 0.00 | -13.11 |
| | | MUL | 2100.00 | 2200.00 | 2850.00 | -4.55 | -26.32 |
| | | SAR | 2050.00 | 2050.00 | 2450.00 | 0.00 | -16.33 |
| | | SKT | 3100.00 | 3100.00 | 3600.00 | 0.00 | -13.89 |
| | | KSR | 2400.00 | 2400.00 | 2900.00 | 0.00 | -17.24 |
| | | KAR | 2560.00 | 2260.00 | 3160.00 | 13.27 | -18.99 |
| | | HYD | 2150.00 | 2150.00 | 2450.00 | 0.00 | -12.24 |
| | | SKR | 2500.00 | 2500.00 | 3250.00 | 0.00 | -23.08 |
| | | PSH | 2750.00 | 2750.00 | 2800.00 | 0.00 | -1.79 |
| | | MNG | 3200.00 | 3200.00 | 3480.00 | 0.00 | -8.05 |
| | | QTA | 3000.00 | 3200.00 | 3200.00 | -6.25 | -6.25 |
| 042. Chocolate | | | | | | | |
| 2366001. CHOCLATE CANDY (NOW) | DOZ. | LAH | 52.00 | 52.00 | 52.00 | 0.00 | 0.00 |
| | | RAW | 54.50 | 54.50 | 54.50 | 0.00 | 0.00 |
| | | BPR | 55.00 | 55.00 | 55.00 | 0.00 | 0.00 |
| | | KSR | 52.00 | 52.00 | 52.00 | 0.00 | 0.00 |
| | | KAR | 54.00 | 54.00 | 52.00 | 0.00 | 3.85 |
| | | PSH | 52.00 | 52.00 | 52.00 | 0.00 | 0.00 |
| | | QTA | 54.00 | 54.00 | 54.00 | 0.00 | 0.00 |
| 043. Sugar Confectionary | | | | | | | |
| 2367001. TOFFEE (HILAL) | DOZ. | LAH | 18.00 | 18.00 | 10.00 | 0.00 | 80.00 |
| | | RAW | 20.00 | 20.00 | 20.00 | 0.00 | 0.00 |

Contd.

7.10 Intercity Wholesale Prices of Selected Commodities

| Group/Commodity/Item Specification | Unit | City | Prices (Rs.) | | | % Change in August, 2017 Over | |
|--|---------|------|--------------|------------|------------|-------------------------------|------------|
| | | | Aug., 2017 | July, 2017 | Aug., 2016 | July, 2017 | Aug., 2016 |
| | | GUJ | 10.00 | 10.00 | 10.90 | 0.00 | -8.26 |
| | | SKT | 10.00 | 10.00 | 10.00 | 0.00 | 0.00 |
| | | BPR | 10.97 | 10.97 | 10.97 | 0.00 | 0.00 |
| | | KSR | 18.00 | 18.00 | 10.00 | 0.00 | 80.00 |
| | | KAR | 10.00 | 10.00 | 10.00 | 0.00 | 0.00 |
| | | HYD | 10.00 | 10.00 | 10.00 | 0.00 | 0.00 |
| | | LRK | 15.00 | 15.00 | 15.00 | 0.00 | 0.00 |
| | | PSH | 10.58 | 10.58 | 15.00 | 0.00 | -29.47 |
| | | QTA | 10.00 | 10.00 | 10.00 | 0.00 | 0.00 |
| 044. Coffee & Tea | | | | | | | |
| 2391301. TEA LIPTON YELLOW LABEL 200 G.PKT | 06 PKT. | LAH | 1108.00 | 1108.00 | 895.00 | 0.00 | 23.80 |
| | | FAS | 989.47 | 1115.78 | 857.89 | -11.32 | 15.34 |
| | | RAW | 955.00 | 1115.00 | 897.50 | -14.35 | 6.41 |
| | | MUL | 966.00 | 1110.00 | 852.00 | -12.97 | 13.38 |
| | | SKT | 1110.00 | 1110.00 | 884.21 | 0.00 | 25.54 |
| | | KAR | 1139.00 | 1139.00 | 900.00 | 0.00 | 26.56 |
| | | HYD | 1171.45 | 1171.45 | 891.47 | 0.00 | 31.41 |
| | | SKR | 1009.26 | 1112.88 | 891.48 | -9.31 | 13.21 |
| | | PSH | 1150.00 | 1150.00 | 864.00 | 0.00 | 33.10 |
| | | MNG | 1110.00 | 1110.00 | 840.00 | 0.00 | 32.14 |
| | | QTA | 1219.56 | 1219.56 | 935.34 | 0.00 | 30.39 |
| 2391302. TEA SUPREME 200 G. PKT. | 06 PKT. | LAH | 835.00 | 835.00 | 788.00 | 0.00 | 5.96 |
| | | FAS | 847.36 | 873.68 | 752.63 | -3.01 | 12.59 |
| | | RAW | 875.00 | 875.00 | 762.50 | 0.00 | 14.75 |
| | | MUL | 822.00 | 882.00 | 750.00 | -6.80 | 9.60 |
| | | SKT | 870.00 | 870.00 | 789.47 | 0.00 | 10.20 |
| | | KAR | 821.00 | 821.00 | 821.00 | 0.00 | 0.00 |
| | | HYD | 831.12 | 831.12 | 793.00 | 0.00 | 4.81 |
| | | SKR | 891.00 | 891.00 | 786.00 | 0.00 | 13.36 |
| | | PSH | 790.00 | 790.00 | 860.00 | 0.00 | -8.14 |
| | | MNG | 1000.00 | 1000.00 | 810.00 | 0.00 | 23.46 |
| | | QTA | 760.00 | 760.00 | 760.00 | 0.00 | 0.00 |
| 2391303. TEA LOOSE | KG. | LAH | 422.50 | 422.50 | 422.50 | 0.00 | 0.00 |
| | | FAS | 500.00 | 500.00 | 500.00 | 0.00 | 0.00 |
| | | RAW | 685.00 | 685.00 | 645.00 | 0.00 | 6.20 |
| | | MUL | 490.00 | 490.00 | 490.00 | 0.00 | 0.00 |
| | | SKT | 500.00 | 500.00 | 500.00 | 0.00 | 0.00 |
| | | GJT | 580.00 | 580.00 | 550.00 | 0.00 | 5.45 |
| | | KAR | 510.00 | 510.00 | 440.00 | 0.00 | 15.91 |
| | | HYD | 640.00 | 640.00 | 580.00 | 0.00 | 10.34 |
| | | SKR | 495.00 | 495.00 | 475.00 | 0.00 | 4.21 |
| | | MPK | 545.00 | 545.00 | 510.00 | 0.00 | 6.86 |
| | | PSH | 600.00 | 600.00 | 570.00 | 0.00 | 5.26 |
| | | MNG | 650.00 | 650.00 | 500.00 | 0.00 | 30.00 |
| | | QTA | 410.00 | 410.00 | 410.00 | 0.00 | 0.00 |
| 2391304. TEA TAPAL MIXTURE (200 G) PKT. | 06 PKT | LAH | 1015.00 | 1015.00 | 895.00 | 0.00 | 13.41 |
| | | FAS | 973.68 | 957.89 | 857.89 | 1.65 | 13.50 |
| | | RAW | 987.50 | 987.50 | 872.50 | 0.00 | 13.18 |
| | | MUL | 901.56 | 817.20 | 760.80 | 10.32 | 18.50 |
| | | KAR | 915.00 | 915.00 | 915.00 | 0.00 | 0.00 |
| | | HYD | 877.89 | 877.89 | 852.64 | 0.00 | 2.96 |
| | | PSH | 1008.00 | 1008.00 | 864.00 | 0.00 | 16.67 |
| | | MNG | 1150.00 | 1150.00 | 780.00 | 0.00 | 47.44 |
| | | QTA | 1074.00 | 1074.00 | 1074.00 | 0.00 | 0.00 |

Contd.

7.10 Intercity Wholesale Prices of Selected Commodities

| Group/Commodity/Item Specification | Unit | City | Prices (Rs.) | | | % Change in August, 2017 Over | |
|---|--------|------|--------------|------------|------------|-------------------------------|------------|
| | | | Aug., 2017 | July, 2017 | Aug., 2016 | July, 2017 | Aug., 2016 |
| 045. Spices | | | | | | | |
| 2392101. BLACK PEPPER 50 G.PKT.(NATIONAL) | EACH | LAH | 100.00 | 100.00 | 91.00 | 0.00 | 9.89 |
| | | RAW | 97.50 | 97.50 | 91.50 | 0.00 | 6.56 |
| | | MUL | 102.23 | 102.23 | 92.94 | 0.00 | 10.00 |
| | | SKT | 86.89 | 86.89 | 86.89 | 0.00 | 0.00 |
| | | KAR | 105.00 | 105.00 | 92.00 | 0.00 | 14.13 |
| | | HYD | 105.00 | 105.00 | 105.00 | 0.00 | 0.00 |
| | | MPK | 100.00 | 100.00 | 90.00 | 0.00 | 11.11 |
| | | PSH | 102.00 | 102.00 | 91.00 | 0.00 | 12.09 |
| | | MNG | 110.00 | 110.00 | 90.00 | 0.00 | 22.22 |
| | | QTA | 120.00 | 120.00 | 86.00 | 0.00 | 39.53 |
| 2392201. RED CHILLIES(200 G PKT.NATIONAL) | EACH | LAH | 105.00 | 95.00 | 95.00 | 10.53 | 10.53 |
| | | FAS | 96.32 | 96.32 | 96.32 | 0.00 | 0.00 |
| | | RAW | 109.50 | 96.50 | 96.50 | 13.47 | 13.47 |
| | | MUL | 95.52 | 95.52 | 95.52 | 0.00 | 0.00 |
| | | SKT | 95.52 | 95.52 | 95.52 | 0.00 | 0.00 |
| | | KAR | 100.00 | 100.00 | 100.00 | 0.00 | 0.00 |
| | | HYD | 120.00 | 105.00 | 105.00 | 14.29 | 14.29 |
| | | MPK | 96.50 | 96.50 | 96.50 | 0.00 | 0.00 |
| | | PSH | 92.00 | 92.00 | 92.00 | 0.00 | 0.00 |
| | | MNG | 106.00 | 106.00 | 106.00 | 0.00 | 0.00 |
| | | QTA | 116.00 | 92.00 | 92.00 | 26.09 | 26.09 |
| 2392402. CORRIANDER PWD.200 G. PKT.NAT. | EACH | LAH | 87.96 | 87.96 | 87.96 | 0.00 | 0.00 |
| | | FAS | 94.23 | 94.23 | 94.23 | 0.00 | 0.00 |
| | | RAW | 91.50 | 91.50 | 91.50 | 0.00 | 0.00 |
| | | MUL | 97.13 | 97.13 | 97.13 | 0.00 | 0.00 |
| | | SKT | 70.78 | 70.78 | 70.78 | 0.00 | 0.00 |
| | | KAR | 90.00 | 90.00 | 90.00 | 0.00 | 0.00 |
| | | HYD | 104.00 | 104.00 | 104.00 | 0.00 | 0.00 |
| | | MPK | 68.41 | 68.41 | 68.41 | 0.00 | 0.00 |
| | | PSH | 90.00 | 90.00 | 90.00 | 0.00 | 0.00 |
| | | MNG | 58.00 | 58.00 | 104.00 | 0.00 | -44.23 |
| | | QTA | 103.00 | 103.00 | 103.00 | 0.00 | 0.00 |
| 2392601. CLOVES | 40 KG. | LAH | 48000.00 | 48000.00 | 52500.00 | 0.00 | -8.57 |
| | | RAW | 45250.00 | 45250.00 | 45800.00 | 0.00 | -1.20 |
| | | MUL | 39000.00 | 40500.00 | 41500.00 | -3.70 | -6.02 |
| | | KAR | 43000.00 | 43000.00 | 41500.00 | 0.00 | 3.61 |
| | | HYD | 44000.00 | 47000.00 | 55500.00 | -6.38 | -20.72 |
| | | MPK | 40000.00 | 42000.00 | 42000.00 | -4.76 | -4.76 |
| | | PSH | 52000.00 | 52000.00 | 52000.00 | 0.00 | 0.00 |
| | | QTA | 51000.00 | 51000.00 | 51000.00 | 0.00 | 0.00 |
| 046. Other Food Products | | | | | | | |
| 2399401. VINEGAR SYNTHETIC (SIRKA) | DOZ. | LAH | 780.00 | 780.00 | 780.00 | 0.00 | 0.00 |
| | | RAW | 875.00 | 875.00 | 875.00 | 0.00 | 0.00 |
| | | KAR | 625.00 | 625.00 | 545.00 | 0.00 | 14.68 |
| | | PSH | 660.00 | 660.00 | 720.00 | 0.00 | -8.33 |
| | | QTA | 900.00 | 900.00 | 900.00 | 0.00 | 0.00 |
| 2399901. TURMERIC POWDER(50 G.PKT.NATIONAL) | EACH | LAH | 31.50 | 31.50 | 31.50 | 0.00 | 0.00 |
| | | FAS | 31.96 | 31.96 | 31.96 | 0.00 | 0.00 |
| | | RAW | 30.00 | 30.00 | 30.00 | 0.00 | 0.00 |
| | | MUL | 31.69 | 31.69 | 31.69 | 0.00 | 0.00 |
| | | SKT | 31.69 | 31.69 | 31.69 | 0.00 | 0.00 |
| | | KAR | 34.00 | 34.00 | 34.00 | 0.00 | 0.00 |
| | | HYD | 35.00 | 35.00 | 35.00 | 0.00 | 0.00 |
| | | SKR | 31.69 | 31.69 | 31.71 | 0.00 | -0.06 |
| | | MPK | 32.00 | 32.00 | 32.00 | 0.00 | 0.00 |

Contd.

7.10 Intercity Wholesale Prices of Selected Commodities

| Group/Commodity/Item Specification | Unit | City | Prices (Rs.) | | | % Change in August, 2017 Over | |
|---|------|------|--------------|------------|------------|-------------------------------|------------|
| | | | Aug., 2017 | July, 2017 | Aug., 2016 | July, 2017 | Aug., 2016 |
| | | PSH | 32.00 | 31.25 | 31.20 | 2.40 | 2.56 |
| | | MNG | 32.50 | 32.50 | 32.50 | 0.00 | 0.00 |
| | | QTA | 30.00 | 30.00 | 30.00 | 0.00 | 0.00 |
| 047. Mineral Water | | | | | | | |
| 2441001. MINERAL WATER NESTLE(1.5 LTR) | DOZ. | LAH | 520.00 | 520.00 | 480.00 | 0.00 | 8.33 |
| | | FAS | 460.00 | 460.00 | 450.00 | 0.00 | 2.22 |
| | | RAW | 512.50 | 512.50 | 512.50 | 0.00 | 0.00 |
| | | MUL | 530.00 | 530.00 | 530.00 | 0.00 | 0.00 |
| | | GUJ | 450.00 | 450.00 | 450.00 | 0.00 | 0.00 |
| | | SKT | 419.00 | 419.00 | 419.00 | 0.00 | 0.00 |
| | | KAR | 499.00 | 499.00 | 499.00 | 0.00 | 0.00 |
| | | HYD | 500.00 | 500.00 | 500.00 | 0.00 | 0.00 |
| | | SKR | 480.00 | 480.00 | 480.00 | 0.00 | 0.00 |
| | | MPK | 510.00 | 510.00 | 510.00 | 0.00 | 0.00 |
| | | PSH | 480.00 | 480.00 | 480.00 | 0.00 | 0.00 |
| | | QTA | 576.00 | 576.00 | 528.00 | 0.00 | 9.09 |
| 048. Beverages | | | | | | | |
| 2449001. COCA COLA(CRATE OF 24 BOTTLES) | EACH | LAH | 442.00 | 442.00 | 442.00 | 0.00 | 0.00 |
| | | FAS | 445.00 | 445.00 | 445.00 | 0.00 | 0.00 |
| | | RAW | 405.00 | 405.00 | 405.00 | 0.00 | 0.00 |
| | | MUL | 400.00 | 403.00 | 403.00 | -0.74 | -0.74 |
| | | SKT | 444.00 | 444.00 | 444.00 | 0.00 | 0.00 |
| | | GJT | 444.00 | 444.00 | 444.00 | 0.00 | 0.00 |
| | | KAR | 444.00 | 444.00 | 444.00 | 0.00 | 0.00 |
| | | HYD | 444.00 | 444.00 | 444.00 | 0.00 | 0.00 |
| | | SKR | 432.00 | 432.00 | 432.00 | 0.00 | 0.00 |
| | | MPK | 390.00 | 390.00 | 390.00 | 0.00 | 0.00 |
| | | PSH | 440.00 | 440.00 | 445.00 | 0.00 | -1.12 |
| | | BNU | 475.00 | 475.00 | 475.00 | 0.00 | 0.00 |
| | | MNG | 450.00 | 450.00 | 430.00 | 0.00 | 4.65 |
| | | QTA | 480.00 | 480.00 | 480.00 | 0.00 | 0.00 |
| 2449002. SEVEN UP (CRATE OF 24 BOTTLES) | EACH | LAH | 442.00 | 442.00 | 442.00 | 0.00 | 0.00 |
| | | FAS | 445.00 | 445.00 | 445.00 | 0.00 | 0.00 |
| | | RAW | 405.00 | 405.00 | 405.00 | 0.00 | 0.00 |
| | | MUL | 400.00 | 403.00 | 403.00 | -0.74 | -0.74 |
| | | SKT | 444.00 | 444.00 | 444.00 | 0.00 | 0.00 |
| | | GJT | 444.00 | 444.00 | 444.00 | 0.00 | 0.00 |
| | | KAR | 444.00 | 444.00 | 444.00 | 0.00 | 0.00 |
| | | HYD | 444.00 | 444.00 | 444.00 | 0.00 | 0.00 |
| | | SKR | 432.00 | 432.00 | 432.00 | 0.00 | 0.00 |
| | | MPK | 390.00 | 390.00 | 390.00 | 0.00 | 0.00 |
| | | PSH | 440.00 | 440.00 | 445.00 | 0.00 | -1.12 |
| | | BNU | 475.00 | 475.00 | 475.00 | 0.00 | 0.00 |
| | | MNG | 450.00 | 450.00 | 420.00 | 0.00 | 7.14 |
| | | QTA | 480.00 | 480.00 | 480.00 | 0.00 | 0.00 |
| 2449003. MAKKA COLA (CRATE OF 24 BOTTLES) | EACH | MUL | 280.00 | 280.00 | 280.00 | 0.00 | 0.00 |
| | | GUJ | 280.00 | 280.00 | 280.00 | 0.00 | 0.00 |
| | | SKT | 270.00 | 270.00 | 270.00 | 0.00 | 0.00 |
| | | PSH | 410.00 | 410.00 | 410.00 | 0.00 | 0.00 |
| | | BNU | 322.00 | 322.00 | 322.00 | 0.00 | 0.00 |
| | | MNG | 322.00 | 322.00 | 322.00 | 0.00 | 0.00 |
| 2449004. PEPSI COLA (CRATE OF 24 BOTTLES) | EACH | LAH | 442.00 | 442.00 | 442.00 | 0.00 | 0.00 |
| | | FAS | 445.00 | 445.00 | 445.00 | 0.00 | 0.00 |
| | | RAW | 405.00 | 405.00 | 405.00 | 0.00 | 0.00 |
| | | MUL | 400.00 | 403.00 | 403.00 | -0.74 | -0.74 |
| | | SKT | 444.00 | 444.00 | 444.00 | 0.00 | 0.00 |

Contd.

7.10 Intercity Wholesale Prices of Selected Commodities

| Group/Commodity/Item Specification | Unit | City | Prices (Rs.) | | | % Change in August, 2017 Over | |
|--|---------|------|--------------|------------|------------|-------------------------------|------------|
| | | | Aug., 2017 | July, 2017 | Aug., 2016 | July, 2017 | Aug., 2016 |
| | | GJT | 444.00 | 444.00 | 444.00 | 0.00 | 0.00 |
| | | KAR | 444.00 | 444.00 | 444.00 | 0.00 | 0.00 |
| | | HYD | 444.00 | 444.00 | 444.00 | 0.00 | 0.00 |
| | | SKR | 432.00 | 432.00 | 432.00 | 0.00 | 0.00 |
| | | PSH | 440.00 | 440.00 | 445.00 | 0.00 | -1.12 |
| | | BNU | 475.00 | 475.00 | 475.00 | 0.00 | 0.00 |
| | | MNG | 450.00 | 450.00 | 420.00 | 0.00 | 7.14 |
| | | QTA | 450.00 | 450.00 | 450.00 | 0.00 | 0.00 |
| 049. Tobacco Products | | | | | | | |
| 2502001. CIGARETTES K-2 10'S (FILTER) | 1000 | KAR | 2400.00 | 2400.00 | 3075.00 | 0.00 | -21.95 |
| 2502002. CIGARETTES MELBOURNE | 1000 | KAR | 2400.00 | 2400.00 | 3575.00 | 0.00 | -32.87 |
| 2502003. CIGARETTES CAPSTAN LSFT 10 SS | 1000 | KAR | 2400.00 | 2400.00 | 3575.00 | 0.00 | -32.87 |
| 2502004. CIGARETTES GOLD LEAF (KSFT) 20 | 1000 | KAR | 6250.00 | 6250.00 | 6250.00 | 0.00 | 0.00 |
| 3b) Textiles & Apparels | | | | | | | |
| 050. Cotton Yarn | | | | | | | |
| 2636001. COTTON YARN 10/1 POPULAR FIBER | 10 LB. | KAR | 920.00 | 920.00 | 918.75 | 0.00 | 0.14 |
| 2636002. COTTON YARN 16/1 MGM | 10 LB. | KAR | 1175.00 | 1180.00 | 1215.00 | -0.42 | -3.29 |
| 2636003. COTTON YARN 21/1 SURIYA TEXTILE | 10 LB. | KAR | 1250.00 | 1250.00 | 1280.00 | 0.00 | -2.34 |
| 2636004. COTTON YARN 42/1 ABDULLAH TEXTILE | 10 LB. | KAR | 1650.00 | 1650.00 | 1650.00 | 0.00 | 0.00 |
| 2636005. COTTON YARN 20/2 BAJWA | 10 LB. | KAR | 1350.00 | 1350.00 | 1320.00 | 0.00 | 2.27 |
| 051. Nylon Yarn | | | | | | | |
| 2643001. NYLON YARN RUPALI(PAK)50/72/00 | LB. | KAR | 90.00 | 90.00 | 90.00 | 0.00 | 0.00 |
| 2643002. NYLON YARN GRATON 50/36/00FLAT | LB. | KAR | 70.00 | 70.00 | 77.00 | 0.00 | -9.09 |
| 2643003. NYLON YARN GRATON 75/48/0 DTY | LB. | KAR | 103.00 | 103.00 | 103.00 | 0.00 | 0.00 |
| 052. Blended Yarn | | | | | | | |
| 2645001. BLND.YARN 30/1 A.A TEX.Z.TW PVC | LB. | KAR | 127.00 | 125.25 | 121.00 | 1.40 | 4.96 |
| 2645002. BLND.YARN 40/1 SANA | LB. | KAR | 138.00 | 138.00 | 135.00 | 0.00 | 2.22 |
| 2645003. BLND.YARN 60/1 PP AGAR | LB. | KAR | 124.00 | 124.00 | 124.00 | 0.00 | 0.00 |
| 2645004. BLND.YARN 30/1 A.A TEX.COMBED | LB. | KAR | 133.00 | 132.50 | 123.00 | 0.38 | 8.13 |
| 2645005. BLND.YARN 40/1 A.A. TEXTILE | LB. | KAR | 143.00 | 143.00 | 143.00 | 0.00 | 0.00 |
| 053. Woven Fabrics | | | | | | | |
| 2654001. LIGHT WEIGHT WORSTED (L.PUR) | MTR. | LAH | 975.00 | 975.00 | 925.00 | 0.00 | 5.41 |
| | | RAW | 1475.00 | 1475.00 | 1162.50 | 0.00 | 26.88 |
| | | KAR | 1800.00 | 1800.00 | 1700.00 | 0.00 | 5.88 |
| 2654002. HEAVY WEIGHT SUITING (L.PUR) | MTR. | LAH | 1925.00 | 1925.00 | 1625.00 | 0.00 | 18.46 |
| | | RAW | 1675.00 | 1675.00 | 1375.00 | 0.00 | 21.82 |
| | | KAR | 2600.00 | 2600.00 | 2350.00 | 0.00 | 10.64 |
| 2654003. TWEED (LAWRENCEPUR) | MTR. | LAH | 1125.00 | 1125.00 | 1025.00 | 0.00 | 9.76 |
| | | RAW | 1475.00 | 1475.00 | 1225.00 | 0.00 | 20.41 |
| | | KAR | 2200.00 | 2200.00 | 2050.00 | 0.00 | 7.32 |
| 2654004. WORSTED (LAWRENCEPUR) | MTR. | LAH | 1175.00 | 1175.00 | 1075.00 | 0.00 | 9.30 |
| | | RAW | 1525.00 | 1525.00 | 1275.00 | 0.00 | 19.61 |
| | | KAR | 2000.00 | 2000.00 | 1800.00 | 0.00 | 11.11 |
| 054. Cotton Fabrics | | | | | | | |
| 2662001. LATHA GUL AHMED 90000 SUP. QLTY. | 40 MTR. | LAH | 8900.00 | 8900.00 | 8100.00 | 0.00 | 9.88 |
| | | FAS | 8000.00 | 8000.00 | 8600.00 | 0.00 | -6.98 |
| | | RAW | 6350.00 | 6350.00 | 5625.00 | 0.00 | 12.89 |
| | | MUL | 8500.00 | 8500.00 | 8500.00 | 0.00 | 0.00 |
| | | KAR | 8500.00 | 8500.00 | 8500.00 | 0.00 | 0.00 |
| | | HYD | 8000.00 | 8000.00 | 8000.00 | 0.00 | 0.00 |
| 2662002. LATHA PRESIDENT SUP. QLTY. | 40 MTR. | LAH | 3700.00 | 3700.00 | 3700.00 | 0.00 | 0.00 |
| | | MUL | 7000.00 | 7000.00 | 7000.00 | 0.00 | 0.00 |
| | | KAR | 3682.50 | 3682.50 | 3682.50 | 0.00 | 0.00 |
| 2662003. LATHA MAST QALANDER SUP. QLTY. | 40 MTR. | MUL | 5300.00 | 5300.00 | 5300.00 | 0.00 | 0.00 |
| | | KAR | 2810.00 | 2810.00 | 2810.00 | 0.00 | 0.00 |

Contd.

7.10 Intercity Wholesale Prices of Selected Commodities

| Group/Commodity/Item Specification | Unit | City | Prices (Rs.) | | | % Change in August, 2017 Over | |
|---|---------|------|--------------|------------|------------|-------------------------------|------------|
| | | | Aug., 2017 | July, 2017 | Aug., 2016 | July, 2017 | Aug., 2016 |
| 2662004. LATHA MUGHAL-E-AZAM SUP. QLTY. | 40 MTR. | LAH | 4200.00 | 4200.00 | 3750.00 | 0.00 | 12.00 |
| | | FAS | 6285.00 | 6285.00 | 5800.00 | 0.00 | 8.36 |
| | | RAW | 5525.00 | 5525.00 | 5525.00 | 0.00 | 0.00 |
| | | MUL | 6200.00 | 6200.00 | 5920.00 | 0.00 | 4.73 |
| | | KAR | 5300.00 | 5300.00 | 5300.00 | 0.00 | 0.00 |
| | | HYD | 7000.00 | 7000.00 | 7000.00 | 0.00 | 0.00 |
| 055. Other Fabrics | | | | | | | |
| 2669001. LAWN AVG. QLTY. | MTR. | LAH | 81.00 | 81.00 | 81.00 | 0.00 | 0.00 |
| | | FAS | 92.50 | 92.50 | 92.50 | 0.00 | 0.00 |
| | | RAW | 122.50 | 122.50 | 122.50 | 0.00 | 0.00 |
| | | MUL | 125.00 | 125.00 | 125.00 | 0.00 | 0.00 |
| | | KAR | 130.00 | 130.00 | 130.00 | 0.00 | 0.00 |
| | | HYD | 140.00 | 140.00 | 140.00 | 0.00 | 0.00 |
| 2669002. LAWN SUP. QLTY. | MTR. | QTA | 80.00 | 80.00 | 80.00 | 0.00 | 0.00 |
| | | LAH | 160.00 | 160.00 | 130.00 | 0.00 | 23.08 |
| | | FAS | 217.50 | 217.50 | 207.50 | 0.00 | 4.82 |
| | | RAW | 190.00 | 190.00 | 230.00 | 0.00 | -17.39 |
| | | MUL | 225.00 | 225.00 | 225.00 | 0.00 | 0.00 |
| | | KAR | 180.00 | 180.00 | 180.00 | 0.00 | 0.00 |
| 2669003. GREY CLOTH 52" | MTR. | KAR | 275.00 | 275.00 | 275.00 | 0.00 | 0.00 |
| | | QTA | 175.00 | 175.00 | 152.50 | 0.00 | 14.75 |
| | | LAH | 50.00 | 50.00 | 50.00 | 0.00 | 0.00 |
| | | FAS | 62.50 | 62.50 | 62.50 | 0.00 | 0.00 |
| | | RAW | 41.00 | 41.00 | 41.00 | 0.00 | 0.00 |
| | | MUL | 117.50 | 117.50 | 117.50 | 0.00 | 0.00 |
| 2669004. GREY CLOTH 98" | MTR. | KAR | 69.50 | 69.50 | 69.50 | 0.00 | 0.00 |
| | | LRK | 110.00 | 110.00 | 105.00 | 0.00 | 4.76 |
| | | LAH | 82.50 | 82.50 | 82.50 | 0.00 | 0.00 |
| | | FAS | 122.50 | 122.50 | 122.50 | 0.00 | 0.00 |
| 2669005. DRILL DYED | MTR. | KAR | 130.00 | 130.00 | 130.00 | 0.00 | 0.00 |
| | | LAH | 75.50 | 75.50 | 75.50 | 0.00 | 0.00 |
| | | FAS | 120.00 | 120.00 | 120.00 | 0.00 | 0.00 |
| | | RAW | 37.50 | 37.50 | 32.50 | 0.00 | 15.38 |
| | MTR. | KAR | 141.00 | 141.00 | 141.00 | 0.00 | 0.00 |
| | | QTA | 68.00 | 68.00 | 68.00 | 0.00 | 0.00 |
| | | LAH | 87.50 | 87.50 | 87.50 | 0.00 | 0.00 |
| | | RAW | 132.50 | 132.50 | 132.50 | 0.00 | 0.00 |
| 2679001. KT. SHIRTING AL-KARAM SUP. QLTY. | MTR. | KAR | 135.00 | 135.00 | 135.00 | 0.00 | 0.00 |
| | | LAH | 240.00 | 240.00 | 212.50 | 0.00 | 12.94 |
| | | RAW | 132.50 | 132.50 | 132.50 | 0.00 | 0.00 |
| 2679002. KT. SHIRTING TOYOBO SUP. QLTY. | MTR. | MUL | 85.00 | 85.00 | 85.00 | 0.00 | 0.00 |
| | | KAR | 92.50 | 92.50 | 92.50 | 0.00 | 0.00 |
| | | QTA | 73.00 | 73.00 | 73.00 | 0.00 | 0.00 |
| | | LAH | 52.50 | 52.50 | 47.50 | 0.00 | 10.53 |
| 2679003. WOOLY FLAT | MTR. | KAR | 39.00 | 39.00 | 39.00 | 0.00 | 0.00 |
| | | QTA | 62.50 | 62.50 | 62.50 | 0.00 | 0.00 |
| | | LAH | 72.50 | 72.50 | 67.50 | 0.00 | 7.41 |
| 2679004. SILK AVG. QLTY. | MTR. | RAW | 57.50 | 57.50 | 57.50 | 0.00 | 0.00 |
| | | MUL | 95.00 | 95.00 | 95.00 | 0.00 | 0.00 |
| | | KAR | 41.00 | 41.00 | 41.00 | 0.00 | 0.00 |
| | | SKR | 45.00 | 45.00 | 45.00 | 0.00 | 0.00 |
| | | QTA | 55.00 | 55.00 | 55.00 | 0.00 | 0.00 |
| 2679005. SILK SUP. QLTY. | MTR. | LAH | 102.50 | 102.50 | 92.50 | 0.00 | 10.81 |
| | | FAS | 90.00 | 90.00 | 237.50 | 0.00 | -62.11 |
| | | RAW | 95.00 | 95.00 | 95.00 | 0.00 | 0.00 |

Contd.

7.10 Intercity Wholesale Prices of Selected Commodities

| Group/Commodity/Item Specification | Unit | City | Prices (Rs.) | | | % Change in August, 2017 Over | |
|---|--------|------|--------------|------------|------------|-------------------------------|------------|
| | | | Aug., 2017 | July, 2017 | Aug., 2016 | July, 2017 | Aug., 2016 |
| 2679006. LINEN STAR MILL KARACHI | MTR. | QTA | 75.00 | 75.00 | 75.00 | 0.00 | 0.00 |
| | | LAH | 127.50 | 127.50 | 127.50 | 0.00 | 0.00 |
| | | KAR | 140.00 | 140.00 | 130.00 | 0.00 | 7.69 |
| | | QTA | 100.00 | 100.00 | 100.00 | 0.00 | 0.00 |
| 057. Towels | | | | | | | |
| 2684001. TOWEL MED SIZE AVG. QLTY. | DOZ. | LAH | 1825.00 | 1825.00 | 1725.00 | 0.00 | 5.80 |
| | | FAS | 1900.00 | 1900.00 | 1650.00 | 0.00 | 15.15 |
| | | KSR | 1825.00 | 1825.00 | 1725.00 | 0.00 | 5.80 |
| | | KAR | 2300.00 | 2300.00 | 2300.00 | 0.00 | 0.00 |
| | | SKR | 2040.00 | 2040.00 | 2040.00 | 0.00 | 0.00 |
| | | PSH | 2400.00 | 2400.00 | 2400.00 | 0.00 | 0.00 |
| | | QTA | 1620.00 | 1620.00 | 1620.00 | 0.00 | 0.00 |
| 058. Blankets | | | | | | | |
| 2711001. BLANKET MOONLITE SINGLE | EACH | LAH | 2400.00 | 2400.00 | 2400.00 | 0.00 | 0.00 |
| | | RAW | 3075.00 | 3075.00 | 2975.00 | 0.00 | 3.36 |
| | | KAR | 2437.50 | 2437.50 | 2437.50 | 0.00 | 0.00 |
| 2711002. BLANKET MOONLITE DOUBLE | EACH | LAH | 3000.00 | 3000.00 | 3000.00 | 0.00 | 0.00 |
| | | RAW | 3487.50 | 3487.50 | 3325.00 | 0.00 | 4.89 |
| | | KAR | 2900.00 | 2900.00 | 2900.00 | 0.00 | 0.00 |
| 059. Bed Sheets | | | | | | | |
| 2712001. BED SHEET COTTON SINGLE AVG. QLTY. | DOZ. | LAH | 3760.00 | 3760.00 | 3250.00 | 0.00 | 15.69 |
| | | FAS | 4300.00 | 4300.00 | 4300.00 | 0.00 | 0.00 |
| | | KAR | 4350.00 | 4350.00 | 4350.00 | 0.00 | 0.00 |
| | | SKR | 3960.00 | 3960.00 | 3960.00 | 0.00 | 0.00 |
| | | PSH | 4000.00 | 4000.00 | 4800.00 | 0.00 | -16.67 |
| | | QTA | 3600.00 | 3600.00 | 3600.00 | 0.00 | 0.00 |
| 2712002. BED SHEET COTTON DOUBLE AVG. QLTY. | DOZ. | LAH | 6250.00 | 6250.00 | 5650.00 | 0.00 | 10.62 |
| | | FAS | 4950.00 | 4950.00 | 4900.00 | 0.00 | 1.02 |
| | | KAR | 6750.00 | 6750.00 | 6750.00 | 0.00 | 0.00 |
| | | SKR | 7800.00 | 7800.00 | 7800.00 | 0.00 | 0.00 |
| | | PSH | 9600.00 | 9600.00 | 9600.00 | 0.00 | 0.00 |
| | | QTA | 4500.00 | 4500.00 | 4250.00 | 0.00 | 5.88 |
| 060. Quilts | | | | | | | |
| 2718001. READY MADE QUILT | EACH | LAH | 950.00 | 950.00 | 950.00 | 0.00 | 0.00 |
| | | RAW | 875.00 | 875.00 | 775.00 | 0.00 | 12.90 |
| | | KAR | 1075.00 | 1075.00 | 1075.00 | 0.00 | 0.00 |
| | | PSH | 900.00 | 900.00 | 875.00 | 0.00 | 2.86 |
| | | QTA | 700.00 | 700.00 | 600.00 | 0.00 | 16.67 |
| 061. Woolen Carpets | | | | | | | |
| 2721001. WOOLEN CARPET | SQ.FT. | LAH | 105.00 | 105.00 | 92.50 | 0.00 | 13.51 |
| | | KAR | 60.00 | 60.00 | 60.00 | 0.00 | 0.00 |
| 062. Synthetic Carpets | | | | | | | |
| 2729001. SYNTHETIC CARPET | SQ.FT. | LAH | 32.50 | 32.50 | 32.50 | 0.00 | 0.00 |
| | | RAW | 26.50 | 26.50 | 24.50 | 0.00 | 8.16 |
| | | KAR | 49.00 | 49.00 | 49.00 | 0.00 | 0.00 |
| | | QTA | 46.50 | 46.50 | 46.50 | 0.00 | 0.00 |
| 063. Hosiery Products | | | | | | | |
| 2821001. UNDER WEAR MED. SIZE AVG. QLTY. | DOZ. | LAH | 1270.00 | 1270.00 | 1270.00 | 0.00 | 0.00 |
| | | FAS | 900.00 | 900.00 | 780.00 | 0.00 | 15.38 |
| | | RAW | 1912.50 | 1912.50 | 1912.50 | 0.00 | 0.00 |
| | | KAR | 1140.00 | 1140.00 | 1000.00 | 0.00 | 14.00 |
| | | SKR | 960.00 | 960.00 | 890.00 | 0.00 | 7.87 |
| | | PSH | 1440.00 | 1440.00 | 1440.00 | 0.00 | 0.00 |
| 2821002. VEST (BANYAN)MED. SIZE AVG. QLTY. | DOZ. | QTA | 540.00 | 540.00 | 420.00 | 0.00 | 28.57 |
| | | LAH | 1310.00 | 1310.00 | 1310.00 | 0.00 | 0.00 |
| | | FAS | 1020.00 | 1020.00 | 900.00 | 0.00 | 13.33 |

Contd.

7.10 Intercity Wholesale Prices of Selected Commodities

| Group/Commodity/Item Specification | Unit | City | Prices (Rs.) | | | % Change in August, 2017 Over | |
|---|------|------|--------------|------------|------------|-------------------------------|------------|
| | | | Aug., 2017 | July, 2017 | Aug., 2016 | July, 2017 | Aug., 2016 |
| | | RAW | 1912.50 | 1912.50 | 1912.50 | 0.00 | 0.00 |
| | | KAR | 1260.00 | 1260.00 | 1030.00 | 0.00 | 22.33 |
| | | SKR | 1320.00 | 1320.00 | 1322.50 | 0.00 | -0.19 |
| | | PSH | 1440.00 | 1440.00 | 1440.00 | 0.00 | 0.00 |
| | | QTA | 720.00 | 720.00 | 720.00 | 0.00 | 0.00 |
| 2821003. SOCKS NYLON MIXED GENTS SUP. QLTY. | DOZ. | LAH | 660.00 | 660.00 | 1125.00 | 0.00 | -41.33 |
| | | FAS | 710.00 | 710.00 | 710.00 | 0.00 | 0.00 |
| | | RAW | 812.50 | 812.50 | 812.50 | 0.00 | 0.00 |
| | | KAR | 930.00 | 930.00 | 798.00 | 0.00 | 16.54 |
| | | SKR | 900.00 | 900.00 | 860.00 | 0.00 | 4.65 |
| | | PSH | 600.00 | 600.00 | 900.00 | 0.00 | -33.33 |
| | | QTA | 620.00 | 620.00 | 620.00 | 0.00 | 0.00 |
| 2821004. SOCKS COTTON GENTS AVG. QLTY. | DOZ. | LAH | 1087.50 | 1087.50 | 750.00 | 0.00 | 45.00 |
| | | FAS | 510.00 | 510.00 | 510.00 | 0.00 | 0.00 |
| | | KAR | 702.00 | 702.00 | 650.00 | 0.00 | 8.00 |
| 064. Readymade Garments | | | | | | | |
| 2823101. PANTS GENTS (W&W) AVG. QLTY. | DOZ. | LAH | 4750.00 | 4750.00 | 4250.00 | 0.00 | 11.76 |
| | | RAW | 7900.00 | 7900.00 | 7250.00 | 0.00 | 8.97 |
| | | KAR | 5730.00 | 5730.00 | 5780.00 | 0.00 | -0.87 |
| 2823102. SHORT | DOZ. | LAH | 1250.00 | 1250.00 | 1250.00 | 0.00 | 0.00 |
| | | KAR | 1350.00 | 1350.00 | 1350.00 | 0.00 | 0.00 |
| | | HYD | 1800.00 | 1800.00 | 2400.00 | 0.00 | -25.00 |
| 2823103. AWAMI SUIT(W&W) AVG. QLTY. | DOZ. | LAH | 10000.00 | 10000.00 | 10000.00 | 0.00 | 0.00 |
| | | RAW | 14350.00 | 14350.00 | 13450.00 | 0.00 | 6.69 |
| | | KAR | 7900.00 | 7900.00 | 7900.00 | 0.00 | 0.00 |
| | | QTA | 6600.00 | 6600.00 | 5400.00 | 0.00 | 22.22 |
| 2823201. SHIRT GENTS (W&W) AVG. QLTY. | DOZ. | LAH | 3225.00 | 3225.00 | 3225.00 | 0.00 | 0.00 |
| | | RAW | 4375.00 | 4375.00 | 4375.00 | 0.00 | 0.00 |
| | | KAR | 3540.00 | 3540.00 | 4050.00 | 0.00 | -12.59 |
| 2823301. GIRL'S FROCK (W&W) | DOZ. | LAH | 8750.00 | 8750.00 | 8750.00 | 0.00 | 0.00 |
| | | RAW | 12825.00 | 12825.00 | 11650.00 | 0.00 | 10.09 |
| | | KAR | 7500.00 | 7500.00 | 7500.00 | 0.00 | 0.00 |
| 3c) Leather Products | | | | | | | |
| 065. Leather Without Hair | | | | | | | |
| 2912001. SOLE LEATHER 5 MM GR-1 | KG. | SAH | 700.00 | 700.00 | 700.00 | 0.00 | 0.00 |
| | | KSR | 425.00 | 425.00 | 425.00 | 0.00 | 0.00 |
| 2912002. SOLE LEATHER 4.5 MM GR-1 | KG. | SAH | 725.00 | 725.00 | 725.00 | 0.00 | 0.00 |
| | | KSR | 490.00 | 490.00 | 490.00 | 0.00 | 0.00 |
| 2912003. SOLE LEATHER 4 MM GR-1 | KG. | SAH | 750.00 | 750.00 | 750.00 | 0.00 | 0.00 |
| | | KSR | 510.00 | 510.00 | 510.00 | 0.00 | 0.00 |
| 066. Other Leather N.E.C | | | | | | | |
| 2913001. CHROME LEATHER COW ANALINE GR-I | DM. | SAH | 19.37 | 19.37 | 19.37 | 0.00 | 0.00 |
| | | KSR | 20.45 | 20.45 | 20.45 | 0.00 | 0.00 |
| 2913002. CHROME LEATHER COW ANALINE GR-II | DM. | SAH | 18.29 | 18.29 | 18.29 | 0.00 | 0.00 |
| | | KSR | 18.22 | 18.22 | 18.22 | 0.00 | 0.00 |
| 2913003. CHROME LEATHER BUFF CALF (SUP) | DM. | SAH | 17.22 | 17.22 | 17.22 | 0.00 | 0.00 |
| | | KSR | 18.00 | 18.00 | 18.00 | 0.00 | 0.00 |
| 2913004. CHROME LEATHER BUFF CALF (B) | DM. | SAH | 15.60 | 15.60 | 15.60 | 0.00 | 0.00 |
| | | KSR | 15.00 | 15.00 | 15.00 | 0.00 | 0.00 |
| 067. Footwears | | | | | | | |
| 2933001. GENTS SHOES PAUL BATA | PAIR | LAH | 818.23 | 818.23 | 818.23 | 0.00 | 0.00 |
| 2933002. GENTS SANDAL BATA | PAIR | LAH | 572.51 | 572.51 | 572.51 | 0.00 | 0.00 |
| 2933003. GENTS SLATE CHAPPAL BATA | PAIR | LAH | 110.08 | 110.08 | 110.08 | 0.00 | 0.00 |
| 2933004. LADIES SANDAL BATA (EMOZIAN) | PAIR | LAH | 490.61 | 490.61 | 490.61 | 0.00 | 0.00 |
| 2933005. LADIES SPOUNG CHAPPAL BATA(TROPICAL) | PAIR | LAH | 109.52 | 109.52 | 109.52 | 0.00 | 0.00 |
| 2933006. CHILD SHOE POWER LIFE BATA | PAIR | LAH | 550.00 | 550.00 | 500.00 | 0.00 | 10.00 |

Contd.

7.10 Intercity Wholesale Prices of Selected Commodities

| Group/Commodity/Item Specification | Unit | City | Prices (Rs.) | | | % Change in August, 2017 Over | |
|--|--------|------|--------------|------------|------------|-------------------------------|------------|
| | | | Aug., 2017 | July, 2017 | Aug., 2016 | July, 2017 | Aug., 2016 |
| 2933007. GENTS SHOES ART 1109 SERVIS | PAIR | LAH | 477.00 | 477.00 | 477.00 | 0.00 | 0.00 |
| 2933008. CHEETAH 50 SIZE 3.5 | PAIR | LAH | 1091.00 | 1091.00 | 1091.00 | 0.00 | 0.00 |
| 2933009. SERVIS SHOES WOMEN | PAIR | LAH | 370.00 | 370.00 | 370.00 | 0.00 | 0.00 |
| 2933010. SERVIS SHOES CHILDREN | PAIR | LAH | 257.00 | 257.00 | 257.00 | 0.00 | 0.00 |
| 4. Other Transportable Goods | | | | | | | |
| 068. Timber | | | | | | | |
| 3131001. TIMBER SHEESHAM | CMT. | LAH | 71510.50 | 71510.50 | 62682.50 | 0.00 | 14.08 |
| | | RAW | 76809.50 | 76809.50 | 69746.50 | 0.00 | 10.13 |
| | | KAR | 59000.00 | 59000.00 | 59000.00 | 0.00 | 0.00 |
| | | PSH | 56503.00 | 56503.00 | 52965.00 | 0.00 | 6.68 |
| | | QTA | 55582.00 | 55582.00 | 55582.00 | 0.00 | 0.00 |
| 3131002. TIMBER KERUING PINE WOOD | CMT. | RAW | 67981.00 | 67981.00 | 64449.00 | 0.00 | 5.48 |
| | | KAR | 59000.00 | 59000.00 | 59000.00 | 0.00 | 0.00 |
| 3131003. TIMBER PERTAL | CMT. | LAH | 41494.00 | 41494.00 | 41494.00 | 0.00 | 0.00 |
| | | RAW | 55620.50 | 55620.50 | 52089.00 | 0.00 | 6.78 |
| | | KAR | 43000.00 | 43000.00 | 43000.00 | 0.00 | 0.00 |
| | | PSH | 56496.00 | 56496.00 | 56496.00 | 0.00 | 0.00 |
| 3131004. TIMBER CHIR | CMT. | QTA | 31050.00 | 31050.00 | 31050.00 | 0.00 | 0.00 |
| | | LAH | 41494.00 | 41494.00 | 36197.00 | 0.00 | 14.63 |
| | | RAW | 50323.50 | 50323.50 | 46792.00 | 0.00 | 7.55 |
| 3131005. TIMBER DEODAR | CMT. | KAR | 34500.00 | 34500.00 | 34500.00 | 0.00 | 0.00 |
| | | RAW | 111241.00 | 111241.00 | 104178.50 | 0.00 | 6.78 |
| | | KAR | 112500.00 | 112500.00 | 112500.00 | 0.00 | 0.00 |
| | | PSH | 105938.00 | 105938.00 | 105930.00 | 0.00 | 0.01 |
| 3131006. TIMBER TEAK WOOD | CMT. | QTA | 88000.00 | 88000.00 | 88000.00 | 0.00 | 0.00 |
| | | LAH | 177452.50 | 177452.50 | 147436.00 | 0.00 | 20.36 |
| | | KAR | 155000.00 | 155000.00 | 155000.00 | 0.00 | 0.00 |
| 069. Printing Paper | | | | | | | |
| 3212901. OFFSET PAPER FLYING FINISH | KG. | KAR | 82.00 | 82.00 | 80.00 | 0.00 | 2.50 |
| 3212902. ART PAPER "LEYKAM"/CHINA | KG. | KAR | 115.00 | 115.00 | 115.00 | 0.00 | 0.00 |
| 3212903. PRINTING PAPER ROYAL CENTURY | KG. | KAR | 90.00 | 90.00 | 90.00 | 0.00 | 0.00 |
| 3212904. PHOTOSTAT PAPER 210X297 A-4(80GM) | KG. | KAR | 345.00 | 337.50 | 340.00 | 2.22 | 1.47 |
| 070. Hard Board | | | | | | | |
| 3213301. KRAFT LINES BOARD (BRAZIL-125) | KG. | KAR | 108.00 | 106.00 | 95.00 | 1.89 | 13.68 |
| 071. Coke | | | | | | | |
| 3310001. COKE | MT. | KAR | 60000.00 | 60000.00 | 60000.00 | 0.00 | 0.00 |
| 072. Motor Spirit | | | | | | | |
| 3331001. MOTOR SPRIT 87 RON | LTR. | KAR | 69.44 | 71.24 | 64.21 | -2.53 | 8.15 |
| 073. Diesel Oil | | | | | | | |
| 3333001. DIESEL OIL LIGHT SPEED (BULK) | LTR. | KAR | 43.93 | 43.93 | 43.28 | 0.00 | 1.50 |
| 3333002. DIESEL OIL HIGH SPEED(BULK) | LTR. | KAR | 77.34 | 79.84 | 72.46 | -3.13 | 6.73 |
| 074. Kerosine Oil | | | | | | | |
| 3334001. Kerosine Oil | LTR. | KAR | 43.86 | 43.86 | 43.11 | 0.00 | 1.74 |
| 075. Furnace Oil | | | | | | | |
| 3337001. HIGH SULPHUR FURNACE OIL(HSFO) | MT. | KAR | 36962.50 | 35375.00 | 27597.00 | 4.49 | 33.94 |
| 076. Mobil Oil | | | | | | | |
| 3338001. HAVOLINE MOBIL OIL PETROL ENGN. | 4 LTR. | FAS | 1950.00 | 1950.00 | 1950.00 | 0.00 | 0.00 |
| | | RAW | 1962.50 | 1962.50 | 1962.50 | 0.00 | 0.00 |
| | | MUL | 1650.00 | 1650.00 | 1622.50 | 0.00 | 1.69 |
| | | GJT | 1749.00 | 1749.00 | 1790.00 | 0.00 | -2.29 |
| | | KAR | 2030.00 | 2030.00 | 2000.00 | 0.00 | 1.50 |
| | | PSH | 1880.00 | 1880.00 | 1700.00 | 0.00 | 10.59 |
| 3338002. HAVOLINE MOBIL OIL CNG ENGN. | 4 LTR. | QTA | 1670.00 | 1670.00 | 1670.00 | 0.00 | 0.00 |
| | | FAS | 1600.00 | 1600.00 | 1600.00 | 0.00 | 0.00 |
| | | RAW | 1937.50 | 1937.50 | 1937.50 | 0.00 | 0.00 |
| | | MUL | 1630.00 | 1630.00 | 1562.50 | 0.00 | 4.32 |

Contd.

7.10 Intercity Wholesale Prices of Selected Commodities

| Group/Commodity/Item Specification | Unit | City | Prices (Rs.) | | | % Change in August, 2017 Over | |
|--------------------------------------|---------|------|--------------|------------|------------|-------------------------------|------------|
| | | | Aug., 2017 | July, 2017 | Aug., 2016 | July, 2017 | Aug., 2016 |
| | | GJT | 1749.00 | 1749.00 | 1790.00 | 0.00 | -2.29 |
| | | KAR | 1800.00 | 1800.00 | 1750.00 | 0.00 | 2.86 |
| | | PSH | 2060.00 | 2060.00 | 1700.00 | 0.00 | 21.18 |
| | | QTA | 1725.00 | 1725.00 | 1725.00 | 0.00 | 0.00 |
| 077. Chemicals | | | | | | | |
| 3414001. STEARIC ACID | LB. | LAH | 76.00 | 76.00 | 107.50 | 0.00 | -29.30 |
| | | KAR | 83.00 | 83.00 | 80.50 | 0.00 | 3.11 |
| 3414002. ACETIC ACID | LB. | LAH | 45.00 | 45.00 | 75.00 | 0.00 | -40.00 |
| | | KAR | 44.00 | 44.00 | 37.00 | 0.00 | 18.92 |
| | | PSH | 48.00 | 48.00 | 49.00 | 0.00 | -2.04 |
| 3414003. TARTARIC POWDER | 50 KG. | LAH | 18000.00 | 18000.00 | 17000.00 | 0.00 | 5.88 |
| | | KAR | 3700.00 | 3700.00 | 3700.00 | 0.00 | 0.00 |
| 3414004. CITRIC ACID | 50 KG. | LAH | 7200.00 | 7200.00 | 5500.00 | 0.00 | 30.91 |
| | | KAR | 6100.00 | 6100.00 | 5400.00 | 0.00 | 12.96 |
| | | PSH | 8200.00 | 7200.00 | 5800.00 | 13.89 | 41.38 |
| 3414005. CHINA CLAY | M.T. | KAR | 30000.00 | 30000.00 | 45000.00 | 0.00 | -33.33 |
| 3414006. BLEACHING POWDER | 50 KG. | LAH | 2600.00 | 2600.00 | 2600.00 | 0.00 | 0.00 |
| | | KSR | 2675.00 | 2675.00 | 2675.00 | 0.00 | 0.00 |
| | | KAR | 3100.00 | 3100.00 | 2750.00 | 0.00 | 12.73 |
| | | PSH | 2860.00 | 2860.00 | 3000.00 | 0.00 | -4.67 |
| 3414007. GLUCOSE POWDER | 50 KG. | LAH | 4400.00 | 4400.00 | 4500.00 | 0.00 | -2.22 |
| | | KAR | 3675.00 | 3675.00 | 3800.00 | 0.00 | -3.29 |
| | | PSH | 7200.00 | 4300.00 | 4500.00 | 67.44 | 60.00 |
| 3422001. ZINC OXIDE | 50 KG. | LAH | 25000.00 | 25000.00 | 21000.00 | 0.00 | 19.05 |
| | | PSH | 15000.00 | 15000.00 | 15000.00 | 0.00 | 0.00 |
| 3423101. CAUSTIC SODA | 50 KG. | LAH | 3950.00 | 3950.00 | 3800.00 | 0.00 | 3.95 |
| | | KSR | 3950.00 | 3950.00 | 3725.00 | 0.00 | 6.04 |
| | | KAR | 4100.00 | 4100.00 | 3925.00 | 0.00 | 4.46 |
| | | PSH | 4200.00 | 4200.00 | 3900.00 | 0.00 | 7.69 |
| 3423102. SULPHURIC ACID | 100 KG. | LAH | 2200.00 | 2200.00 | 2100.00 | 0.00 | 4.76 |
| | | KAR | 2320.00 | 2320.00 | 2245.00 | 0.00 | 3.34 |
| | | PSH | 2400.00 | 2400.00 | 1600.00 | 0.00 | 50.00 |
| 3423103. MERCURY | KG. | LAH | 10000.00 | 10000.00 | 10000.00 | 0.00 | 0.00 |
| | | KAR | 8500.00 | 8000.00 | 9000.00 | 6.25 | -5.56 |
| | | PSH | 6000.00 | 6000.00 | 5500.00 | 0.00 | 9.09 |
| 3424001. SODA ASH LIGHT 80 KG. BAG | BAG | LAH | 3456.00 | 3456.00 | 3360.00 | 0.00 | 2.86 |
| | | KSR | 3456.00 | 3456.00 | 3425.00 | 0.00 | 0.91 |
| | | KAR | 1975.00 | 1975.00 | 1975.00 | 0.00 | 0.00 |
| | | PSH | 3600.00 | 3600.00 | 3440.00 | 0.00 | 4.65 |
| 3424002. SODIUM BI-CARBONATE. | 50 KG. | LAH | 2400.00 | 2400.00 | 2450.00 | 0.00 | -2.04 |
| | | KAR | 2135.00 | 2135.00 | 2160.00 | 0.00 | -1.16 |
| | | PSH | 2300.00 | 2300.00 | 2400.00 | 0.00 | -4.17 |
| 3424003. SALT EPSUM | 100 KG. | LAH | 1700.00 | 1700.00 | 1400.00 | 0.00 | 21.43 |
| | | KAR | 1980.00 | 1980.00 | 1980.00 | 0.00 | 0.00 |
| | | PSH | 2200.00 | 2200.00 | 2200.00 | 0.00 | 0.00 |
| 078. Dyeing Material | | | | | | | |
| 3431001. DYES RED B-BASE | LB. | KAR | 270.00 | 270.00 | 270.00 | 0.00 | 0.00 |
| 3431002. DYES ORITEX JAPAN RED HR-2. | LB. | KAR | 225.00 | 225.00 | 225.00 | 0.00 | 0.00 |
| 3431003. DYED REACTIVE VIOLET H-3R | LB. | KAR | 250.00 | 250.00 | 250.00 | 0.00 | 0.00 |
| 079. Fertilizers | | | | | | | |
| 3461101. SONA UREA | MT. | LAH | 26000.00 | 26000.00 | 27000.00 | 0.00 | -3.70 |
| | | FAS | 25600.00 | 25600.00 | 28000.00 | 0.00 | -8.57 |
| | | MUL | 25400.00 | 24800.00 | 27000.00 | 2.42 | -5.93 |
| | | PSH | 26600.00 | 26600.00 | 27800.00 | 0.00 | -4.32 |
| 3461102. KISAN UREA | MT. | LAH | 26000.00 | 26000.00 | 27000.00 | 0.00 | -3.70 |
| | | FAS | 25000.00 | 25000.00 | 27000.00 | 0.00 | -7.41 |

Contd.

7.10 Intercity Wholesale Prices of Selected Commodities

| Group/Commodity/Item Specification | Unit | City | Prices (Rs.) | | | % Change in August, 2017 Over | |
|---|--------|------|--------------|------------|------------|-------------------------------|------------|
| | | | Aug., 2017 | July, 2017 | Aug., 2016 | July, 2017 | Aug., 2016 |
| 3461401. CALCIUM AMMONIUM NITRATE | MT. | MUL | 24800.00 | 24400.00 | 26400.00 | 1.64 | -6.06 |
| | | GUJ | 26000.00 | 26000.00 | 26000.00 | 0.00 | 0.00 |
| | | PSH | 25400.00 | 25400.00 | 27000.00 | 0.00 | -5.93 |
| | | LAH | 22600.00 | 22600.00 | 23000.00 | 0.00 | -1.74 |
| | | FAS | 23600.00 | 23000.00 | 25000.00 | 2.61 | -5.60 |
| 3462101. SINGLE SUPPER PHOSPHATE (GR) 18PC | MT. | MUL | 20600.00 | 19900.00 | 21000.00 | 3.52 | -1.90 |
| | | GUJ | 22000.00 | 22000.00 | 28000.00 | 0.00 | -21.43 |
| | | PSH | 31000.00 | 31000.00 | 31000.00 | 0.00 | 0.00 |
| | | LAH | 16000.00 | 16000.00 | 17000.00 | 0.00 | -5.88 |
| | | FAS | 18000.00 | 18000.00 | 18000.00 | 0.00 | 0.00 |
| 3462102. SINGLE SUPER PHOSPHATE (PD) 18PC | MT. | MUL | 14600.00 | 14000.00 | 13000.00 | 4.29 | 12.31 |
| | | GUJ | 16000.00 | 16000.00 | 16000.00 | 0.00 | 0.00 |
| | | PSH | 17000.00 | 17000.00 | 17000.00 | 0.00 | 0.00 |
| | | LAH | 21000.00 | 21000.00 | 21000.00 | 0.00 | 0.00 |
| | | FAS | 21950.00 | 21950.00 | 21950.00 | 0.00 | 0.00 |
| 3462103. TRIPLE SUPER PHOSPHATE (GR) | MT. | MUL | 21900.00 | 21900.00 | 21900.00 | 0.00 | 0.00 |
| | | GUJ | 22000.00 | 22000.00 | 22000.00 | 0.00 | 0.00 |
| | | PSH | 25100.00 | 25100.00 | 25100.00 | 0.00 | 0.00 |
| | | LAH | 61750.00 | 61750.00 | 61750.00 | 0.00 | 0.00 |
| | | FAS | 61850.00 | 61850.00 | 61850.00 | 0.00 | 0.00 |
| 3463201. SULPHATE OF POTASH | MT. | MUL | 62050.00 | 62050.00 | 62050.00 | 0.00 | 0.00 |
| | | GUJ | 66000.00 | 66000.00 | 66000.00 | 0.00 | 0.00 |
| | | PSH | 60000.00 | 60000.00 | 60000.00 | 0.00 | 0.00 |
| | | LAH | 63000.00 | 63000.00 | 89000.00 | 0.00 | -29.21 |
| | | MUL | 83600.00 | 83600.00 | 83600.00 | 0.00 | 0.00 |
| 3464101. NITRO PHOSPHATE | MT. | KSR | 63000.00 | 63000.00 | 89000.00 | 0.00 | -29.21 |
| | | LAH | 36000.00 | 36000.00 | 39000.00 | 0.00 | -7.69 |
| | | FAS | 38000.00 | 38000.00 | 39000.00 | 0.00 | -2.56 |
| | | MUL | 37600.00 | 36200.00 | 38000.00 | 3.87 | -1.05 |
| | | GUJ | 35000.00 | 35000.00 | 40000.00 | 0.00 | -12.50 |
| 3464201. DIA-AMMONIUM PHOSPHATE | MT. | PSH | 38000.00 | 38000.00 | 39000.00 | 0.00 | -2.56 |
| | | LAH | 49000.00 | 49000.00 | 57000.00 | 0.00 | -14.04 |
| | | FAS | 51000.00 | 51000.00 | 54000.00 | 0.00 | -5.56 |
| | | MUL | 52600.00 | 52600.00 | 54400.00 | 0.00 | -3.31 |
| | | GUJ | 49000.00 | 49000.00 | 52000.00 | 0.00 | -5.77 |
| 3464401. NITROGEN PHOSPHATE AND POTACIUM(NPK) | MT. | PSH | 53000.00 | 53000.00 | 52000.00 | 0.00 | 1.92 |
| | | LAH | 46000.00 | 46000.00 | 51000.00 | 0.00 | -9.80 |
| | | GUJ | 58000.00 | 58000.00 | 58000.00 | 0.00 | 0.00 |
| | | SAR | 47300.00 | 47600.00 | 50000.00 | -0.63 | -5.40 |
| | | HYD | 39600.00 | 39600.00 | 39600.00 | 0.00 | 0.00 |
| 080. Pesticides | | | | | | | |
| 3466101. THIODAN 35 EC(AGRICULTURE) 1 LTR | BOTTLE | LAH | 750.00 | 750.00 | 750.00 | 0.00 | 0.00 |
| | | FAS | 1100.00 | 1100.00 | 1050.00 | 0.00 | 4.76 |
| | | MUL | 1200.00 | 1200.00 | 1200.00 | 0.00 | 0.00 |
| | | SAR | 875.00 | 875.00 | 875.00 | 0.00 | 0.00 |
| | | GJT | 500.00 | 500.00 | 500.00 | 0.00 | 0.00 |
| | | HYD | 750.00 | 750.00 | 750.00 | 0.00 | 0.00 |
| 3466102. DURSBAN TC(TERMICIDE CONC.) | BOTTLE | LAH | 2000.00 | 2000.00 | 2000.00 | 0.00 | 0.00 |
| | | FAS | 1100.00 | 1100.00 | 1265.00 | 0.00 | -13.04 |
| | | MUL | 1550.00 | 1550.00 | 1550.00 | 0.00 | 0.00 |
| | | SAR | 1000.00 | 1000.00 | 1000.00 | 0.00 | 0.00 |
| 3466103. SANSABZ (VEGETABLES) 1 LTR. | BOTTLE | LAH | 250.00 | 250.00 | 250.00 | 0.00 | 0.00 |
| | | FAS | 340.00 | 340.00 | 340.00 | 0.00 | 0.00 |
| | | MUL | 700.00 | 700.00 | 700.00 | 0.00 | 0.00 |
| | | SAR | 250.00 | 250.00 | 300.00 | 0.00 | -16.67 |
| | | GJT | 500.00 | 500.00 | 500.00 | 0.00 | 0.00 |

Contd.

7.10 Intercity Wholesale Prices of Selected Commodities

| Group/Commodity/Item Specification | Unit | City | Prices (Rs.) | | | % Change in August, 2017 Over | |
|--|---------|------|--------------|------------|------------|-------------------------------|------------|
| | | | Aug., 2017 | July, 2017 | Aug., 2016 | July, 2017 | Aug., 2016 |
| 3466104. MALATHION (ALL ANIMALS) 1 LTR. | BOTTLE | LAH | 800.00 | 800.00 | 800.00 | 0.00 | 0.00 |
| | | FAS | 1220.00 | 1220.00 | 1220.00 | 0.00 | 0.00 |
| | | GUJ | 1100.00 | 1100.00 | 1100.00 | 0.00 | 0.00 |
| | | GJT | 1200.00 | 1200.00 | 1200.00 | 0.00 | 0.00 |
| 081. Insecticides | | | | | | | |
| 3471001. L-D POLYTHYLENE | LB. | KAR | 86.81 | 82.88 | 79.31 | 4.74 | 9.46 |
| 3473001. POLYSTRENE GP. | 55 LB. | KAR | 4745.00 | 4745.00 | 4745.00 | 0.00 | 0.00 |
| 082. Paints & Varnishes | | | | | | | |
| 3511001. SYN CLEAR VARNISH (BUXLYS) | 3 LTR. | LAH | 1000.00 | 1000.00 | 1062.00 | 0.00 | -5.84 |
| | | KAR | 1225.00 | 1225.00 | 1225.00 | 0.00 | 0.00 |
| 3511002. SYN CLEAR VARNISH (BERGER) | 3 LTR. | LAH | 1200.00 | 1200.00 | 1215.00 | 0.00 | -1.23 |
| | | KAR | 1375.00 | 1375.00 | 1375.00 | 0.00 | 0.00 |
| 3511003. SYN ENAMEL VIP (BERGER) | 3.6 LTR | LAH | 1850.00 | 1850.00 | 1860.00 | 0.00 | -0.54 |
| | | RAW | 1365.00 | 1365.00 | 1337.50 | 0.00 | 2.06 |
| | | KAR | 1650.00 | 1650.00 | 1650.00 | 0.00 | 0.00 |
| 3511004. SYN ENAMEL 413 (BUXLYS) | 3.6 LTR | LAH | 1350.00 | 1350.00 | 1380.00 | 0.00 | -2.17 |
| | | RAW | 1365.00 | 1365.00 | 1330.00 | 0.00 | 2.63 |
| | | KAR | 1650.00 | 1650.00 | 1650.00 | 0.00 | 0.00 |
| 3511005. VIP PLASTIC EMULSION (BERGER) | 4 LTR. | LAH | 1825.00 | 1825.00 | 1836.00 | 0.00 | -0.60 |
| | | RAW | 1590.00 | 1590.00 | 1555.00 | 0.00 | 2.25 |
| | | KAR | 1500.00 | 1500.00 | 1500.00 | 0.00 | 0.00 |
| 3511006. PLASTIC BOUND DISTEMPER(BUXLYS) | 6 KG. | LAH | 1200.00 | 1200.00 | 1210.00 | 0.00 | -0.83 |
| | | RAW | 990.00 | 990.00 | 975.00 | 0.00 | 1.54 |
| | | KAR | 975.00 | 975.00 | 975.00 | 0.00 | 0.00 |
| 3511007. ICI PLASTIC EMULSION | 4 LTR | LAH | 2064.00 | 2064.00 | 1940.00 | 0.00 | 6.39 |
| | | RAW | 1745.00 | 1730.00 | 1690.00 | 0.87 | 3.25 |
| | | KAR | 1750.00 | 1750.00 | 1750.00 | 0.00 | 0.00 |
| 083. Medicines | | | | | | | |
| 3526001. PANADOL TAB. (200) | PACKET | LAH | 162.00 | 162.00 | 162.00 | 0.00 | 0.00 |
| | | RAW | 195.50 | 195.50 | 195.50 | 0.00 | 0.00 |
| | | MUL | 204.00 | 204.00 | 204.00 | 0.00 | 0.00 |
| | | KAR | 205.00 | 205.00 | 205.00 | 0.00 | 0.00 |
| | | MPK | 153.00 | 153.00 | 153.00 | 0.00 | 0.00 |
| | | PSH | 210.00 | 210.00 | 210.00 | 0.00 | 0.00 |
| | | QTA | 200.00 | 200.00 | 200.00 | 0.00 | 0.00 |
| 3526002. DISPRIN TAB. (600) | PACKET | LAH | 555.00 | 555.00 | 555.00 | 0.00 | 0.00 |
| | | RAW | 675.00 | 595.00 | 595.00 | 13.45 | 13.45 |
| | | MUL | 656.88 | 656.88 | 638.00 | 0.00 | 2.96 |
| | | KAR | 638.00 | 638.00 | 638.00 | 0.00 | 0.00 |
| | | MPK | 550.00 | 550.00 | 550.00 | 0.00 | 0.00 |
| | | PSH | 510.00 | 510.00 | 510.00 | 0.00 | 0.00 |
| | | QTA | 600.00 | 600.00 | 600.00 | 0.00 | 0.00 |
| 3526003. FLAGYL TAB. (200) | PACKET | LAH | 278.00 | 278.00 | 278.00 | 0.00 | 0.00 |
| | | RAW | 255.00 | 255.00 | 255.00 | 0.00 | 0.00 |
| | | MUL | 267.83 | 267.83 | 267.83 | 0.00 | 0.00 |
| | | KAR | 268.00 | 268.00 | 268.00 | 0.00 | 0.00 |
| | | MPK | 315.00 | 315.00 | 260.00 | 0.00 | 21.15 |
| | | PSH | 271.00 | 271.00 | 271.00 | 0.00 | 0.00 |
| | | QTA | 180.00 | 180.00 | 180.00 | 0.00 | 0.00 |
| 3526004. VENTOLIN TAB.(100) | PACKET | LAH | 92.00 | 92.00 | 92.00 | 0.00 | 0.00 |
| | | RAW | 85.00 | 85.00 | 85.00 | 0.00 | 0.00 |
| | | MUL | 121.00 | 121.00 | 121.00 | 0.00 | 0.00 |
| | | KAR | 86.53 | 86.53 | 86.53 | 0.00 | 0.00 |
| | | MPK | 73.20 | 73.20 | 73.20 | 0.00 | 0.00 |
| | | PSH | 85.00 | 85.00 | 85.00 | 0.00 | 0.00 |
| | | QTA | 90.00 | 90.00 | 90.00 | 0.00 | 0.00 |

Contd.

7.10 Intercity Wholesale Prices of Selected Commodities

| Group/Commodity/Item Specification | Unit | City | Prices (Rs.) | | | % Change in August, 2017 Over | |
|------------------------------------|---------|------|--------------|------------|------------|-------------------------------|------------|
| | | | Aug., 2017 | July, 2017 | Aug., 2016 | July, 2017 | Aug., 2016 |
| 3526005. DAONIL TAB. (60) | PACKET | LAH | 86.00 | 86.00 | 86.00 | 0.00 | 0.00 |
| | | RAW | 86.50 | 86.50 | 86.50 | 0.00 | 0.00 |
| | | MUL | 86.31 | 86.31 | 86.31 | 0.00 | 0.00 |
| | | KAR | 88.00 | 88.00 | 88.00 | 0.00 | 0.00 |
| | | MPK | 80.00 | 80.00 | 80.00 | 0.00 | 0.00 |
| | | PSH | 88.00 | 88.00 | 88.00 | 0.00 | 0.00 |
| 3526006. ENTOX TAB. (100) | PACKET | QTA | 90.00 | 90.00 | 90.00 | 0.00 | 0.00 |
| | | LAH | 135.00 | 135.00 | 87.50 | 0.00 | 54.29 |
| | | RAW | 115.50 | 115.50 | 73.00 | 0.00 | 58.22 |
| | | MUL | 127.65 | 127.65 | 85.00 | 0.00 | 50.18 |
| | | KAR | 130.00 | 130.00 | 100.00 | 0.00 | 30.00 |
| | | MPK | 85.00 | 85.00 | 85.00 | 0.00 | 0.00 |
| 3526007. CALCIUM TAB. 1000 SANDOZ | 06 BOTT | PSH | 87.00 | 87.00 | 87.00 | 0.00 | 0.00 |
| | | QTA | 150.00 | 150.00 | 85.00 | 0.00 | 76.47 |
| | | LAH | 642.00 | 642.00 | 642.00 | 0.00 | 0.00 |
| | | RAW | 620.00 | 620.00 | 620.00 | 0.00 | 0.00 |
| | | MUL | 634.64 | 634.64 | 622.20 | 0.00 | 2.00 |
| | | KAR | 660.00 | 660.00 | 660.00 | 0.00 | 0.00 |
| 3526008. RENITEC TAB. 5 MG. (20) | PACKET | MPK | 530.00 | 530.00 | 520.00 | 0.00 | 1.92 |
| | | PSH | 650.00 | 650.00 | 630.00 | 0.00 | 3.17 |
| | | QTA | 636.00 | 636.00 | 636.00 | 0.00 | 0.00 |
| | | LAH | 87.56 | 87.56 | 87.56 | 0.00 | 0.00 |
| | | RAW | 99.50 | 99.50 | 99.50 | 0.00 | 0.00 |
| | | MUL | 99.45 | 99.45 | 99.45 | 0.00 | 0.00 |
| 3526009. CARMINA (150 TABLETS) | 06 BOTT | KAR | 100.00 | 100.00 | 100.00 | 0.00 | 0.00 |
| | | MPK | 88.00 | 88.00 | 88.00 | 0.00 | 0.00 |
| | | PSH | 101.00 | 101.00 | 101.00 | 0.00 | 0.00 |
| | | QTA | 102.00 | 102.00 | 102.00 | 0.00 | 0.00 |
| | | LAH | 190.00 | 190.00 | 190.00 | 0.00 | 0.00 |
| | | RAW | 195.00 | 195.00 | 175.00 | 0.00 | 11.43 |
| 3526010. SUALIN (250 TAB.) STRIP | EACH | MUL | 206.00 | 206.00 | 186.00 | 0.00 | 10.75 |
| | | KAR | 207.00 | 207.00 | 207.00 | 0.00 | 0.00 |
| | | PSH | 170.00 | 170.00 | 170.00 | 0.00 | 0.00 |
| | | LAH | 115.00 | 115.00 | 115.00 | 0.00 | 0.00 |
| | | RAW | 147.50 | 147.50 | 115.00 | 0.00 | 28.26 |
| | | KAR | 132.00 | 132.00 | 132.00 | 0.00 | 0.00 |
| 3526011. SANCOS SYRUP 60 MG. | 06 BOTT | PSH | 135.00 | 135.00 | 130.00 | 0.00 | 3.85 |
| | | QTA | 172.20 | 172.20 | 287.00 | 0.00 | -40.00 |
| | | LAH | 157.00 | 157.00 | 288.00 | 0.00 | -45.49 |
| | | RAW | 142.50 | 142.50 | 142.50 | 0.00 | 0.00 |
| | | MUL | 168.00 | 168.00 | 280.50 | 0.00 | -40.11 |
| | | KAR | 177.00 | 177.00 | 160.00 | 0.00 | 10.63 |
| 3526012. PHENRGONE SYRUP 120 MG | 06 BOTT | MPK | 177.00 | 177.00 | 285.00 | 0.00 | -37.89 |
| | | PSH | 184.00 | 184.00 | 300.00 | 0.00 | -38.67 |
| | | QTA | 172.20 | 172.20 | 287.00 | 0.00 | -40.00 |
| | | LAH | 179.66 | 179.66 | 179.66 | 0.00 | 0.00 |
| | | RAW | 168.00 | 168.00 | 168.00 | 0.00 | 0.00 |
| | | MUL | 168.30 | 168.30 | 168.30 | 0.00 | 0.00 |
| 3526013. CALPOL SYRUP | 06 BOTT | KAR | 198.00 | 198.00 | 198.00 | 0.00 | 0.00 |
| | | MPK | 170.00 | 170.00 | 170.00 | 0.00 | 0.00 |
| | | PSH | 174.00 | 174.00 | 174.00 | 0.00 | 0.00 |
| | | QTA | 192.00 | 192.00 | 192.00 | 0.00 | 0.00 |
| | | LAH | 146.00 | 146.00 | 146.00 | 0.00 | 0.00 |
| | | RAW | 152.00 | 152.00 | 143.00 | 0.00 | 6.29 |
| | | MUL | 140.76 | 140.76 | 140.76 | 0.00 | 0.00 |
| | | KAR | 150.00 | 150.00 | 150.00 | 0.00 | 0.00 |
| | | MPK | 128.50 | 128.50 | 214.20 | 0.00 | -40.01 |

Contd.

7.10 Intercity Wholesale Prices of Selected Commodities

| Group/Commodity/Item Specification | Unit | City | Prices (Rs.) | | | % Change in August, 2017 Over | |
|------------------------------------|---------|------|--------------|------------|------------|-------------------------------|------------|
| | | | Aug., 2017 | July, 2017 | Aug., 2016 | July, 2017 | Aug., 2016 |
| | | PSH | 144.48 | 144.48 | 144.48 | 0.00 | 0.00 |
| | | QTA | 126.00 | 126.00 | 126.00 | 0.00 | 0.00 |
| 3526014. HYDERLIN SYRUP | 06 BOTT | LAH | 360.00 | 360.00 | 360.00 | 0.00 | 0.00 |
| | | RAW | 357.50 | 357.50 | 327.50 | 0.00 | 9.16 |
| | | MUL | 351.90 | 351.90 | 331.50 | 0.00 | 6.15 |
| | | KAR | 352.00 | 352.00 | 332.00 | 0.00 | 6.02 |
| | | MPK | 380.00 | 380.00 | 372.00 | 0.00 | 2.15 |
| | | PSH | 360.00 | 360.00 | 306.00 | 0.00 | 17.65 |
| 3526015. SAFI HAMDARD 100 ML | 06 BOTT | QTA | 414.00 | 414.00 | 378.00 | 0.00 | 9.52 |
| | | LAH | 228.00 | 228.00 | 228.00 | 0.00 | 0.00 |
| | | RAW | 275.00 | 275.00 | 255.00 | 0.00 | 7.84 |
| | | MUL | 234.00 | 234.00 | 210.00 | 0.00 | 11.43 |
| | | KAR | 306.00 | 306.00 | 306.00 | 0.00 | 0.00 |
| | | PSH | 300.00 | 300.00 | 270.00 | 0.00 | 11.11 |
| 3526016. HONEY TUBE (HAMDARD) | 06 TUBE | QTA | 348.00 | 348.00 | 193.00 | 0.00 | 80.31 |
| | | LAH | 540.00 | 540.00 | 540.00 | 0.00 | 0.00 |
| | | KAR | 552.00 | 552.00 | 552.00 | 0.00 | 0.00 |
| | | MPK | 516.00 | 516.00 | 516.00 | 0.00 | 0.00 |
| | | PSH | 540.00 | 540.00 | 480.00 | 0.00 | 12.50 |
| | | QTA | 582.00 | 582.00 | 582.00 | 0.00 | 0.00 |
| 3526017. BETNOVATE-N OINTMENT | 06 TUBE | LAH | 170.00 | 170.00 | 170.00 | 0.00 | 0.00 |
| | | RAW | 166.50 | 166.50 | 166.50 | 0.00 | 0.00 |
| | | MUL | 170.04 | 170.04 | 170.04 | 0.00 | 0.00 |
| | | KAR | 168.00 | 168.00 | 168.00 | 0.00 | 0.00 |
| | | MPK | 186.00 | 186.00 | 186.00 | 0.00 | 0.00 |
| | | PSH | 174.00 | 174.00 | 174.00 | 0.00 | 0.00 |
| | | QTA | 186.00 | 186.00 | 186.00 | 0.00 | 0.00 |
| 3526018. BURNOL | 06 TUBE | LAH | 282.00 | 282.00 | 85.08 | 0.00 | 231.45 |
| | | MUL | 282.60 | 282.60 | 82.00 | 0.00 | 244.63 |
| | | KAR | 285.00 | 285.00 | 96.00 | 0.00 | 196.88 |
| | | MPK | 185.00 | 81.60 | 81.60 | 126.72 | 126.72 |
| | | PSH | 290.00 | 290.00 | 87.00 | 0.00 | 233.33 |
| 3526019. O.R.S.FLAVOURED (SEARLE) | DOZEN | QTA | 321.12 | 321.12 | 81.00 | 0.00 | 296.44 |
| | | LAH | 192.00 | 192.00 | 180.00 | 0.00 | 6.67 |
| | | RAW | 183.50 | 183.50 | 183.50 | 0.00 | 0.00 |
| | | MUL | 183.60 | 183.60 | 173.40 | 0.00 | 5.88 |
| | | KAR | 184.00 | 184.00 | 174.00 | 0.00 | 5.75 |
| | | PSH | 188.00 | 188.00 | 154.30 | 0.00 | 21.84 |
| | | QTA | 156.00 | 156.00 | 156.00 | 0.00 | 0.00 |
| 3526020. JOSHANDA HAMDARD | DOZEN | LAH | 240.00 | 240.00 | 240.00 | 0.00 | 0.00 |
| | | MUL | 255.00 | 255.00 | 216.00 | 0.00 | 18.06 |
| | | KAR | 324.00 | 324.00 | 264.00 | 0.00 | 22.73 |
| | | MPK | 240.00 | 240.00 | 240.00 | 0.00 | 0.00 |
| | | PSH | 85.00 | 85.00 | 82.00 | 0.00 | 3.66 |
| | | QTA | 221.00 | 221.00 | 221.00 | 0.00 | 0.00 |
| 3526021. COTTON BANDAGE 2" SIZE | 06 NO.S | LAH | 39.00 | 39.00 | 39.00 | 0.00 | 0.00 |
| | | RAW | 48.00 | 48.00 | 48.00 | 0.00 | 0.00 |
| | | MUL | 24.00 | 24.00 | 24.00 | 0.00 | 0.00 |
| | | KAR | 30.00 | 30.00 | 30.00 | 0.00 | 0.00 |
| | | MPK | 54.00 | 54.00 | 54.00 | 0.00 | 0.00 |
| | | PSH | 40.00 | 40.00 | 42.50 | 0.00 | -5.88 |
| 084. Soaps & Detergents | | | | | | | |
| 3532101. LIFE BOUY SOAP (125 GM.) | DOZ. | LAH | 485.00 | 485.00 | 427.00 | 0.00 | 13.58 |
| | | RAW | 437.50 | 437.50 | 402.50 | 0.00 | 8.70 |
| | | KSR | 485.00 | 485.00 | 427.00 | 0.00 | 13.58 |
| | | KAR | 456.00 | 456.00 | 420.00 | 0.00 | 8.57 |

Contd.

7.10 Intercity Wholesale Prices of Selected Commodities

| Group/Commodity/Item Specification | Unit | City | Prices (Rs.) | | | % Change in August, 2017 Over | |
|---|------|------|--------------|------------|------------|-------------------------------|------------|
| | | | Aug., 2017 | July, 2017 | Aug., 2016 | July, 2017 | Aug., 2016 |
| | | PSH | 462.00 | 462.00 | 396.00 | 0.00 | 16.67 |
| | | QTA | 420.00 | 420.00 | 370.00 | 0.00 | 13.51 |
| 3532102. LUX-STD. (70 GM.) | DOZ. | LAH | 375.00 | 375.00 | 345.00 | 0.00 | 8.70 |
| | | RAW | 342.50 | 342.50 | 342.50 | 0.00 | 0.00 |
| | | KAR | 390.00 | 390.00 | 360.00 | 0.00 | 8.33 |
| | | PSH | 336.00 | 336.00 | 336.00 | 0.00 | 0.00 |
| | | QTA | 345.00 | 345.00 | 345.00 | 0.00 | 0.00 |
| 3532201. SUPER ACTIVE SURF (130 GM.) | DOZ. | LAH | 230.00 | 230.00 | 230.00 | 0.00 | 0.00 |
| | | MUL | 229.22 | 229.22 | 243.62 | 0.00 | -5.91 |
| | | KAR | 228.00 | 228.00 | 228.00 | 0.00 | 0.00 |
| | | SKR | 264.00 | 264.00 | 264.00 | 0.00 | 0.00 |
| 3532202. ARIEL (100 GM) | DOZ. | LAH | 230.00 | 230.00 | 230.00 | 0.00 | 0.00 |
| | | GUJ | 228.00 | 228.00 | 228.00 | 0.00 | 0.00 |
| | | KAR | 228.00 | 228.00 | 228.00 | 0.00 | 0.00 |
| | | MPK | 180.00 | 180.00 | 180.00 | 0.00 | 0.00 |
| 3532203. VIM DETERGENT POLY BAG (1000 G.) | DOZ. | LAH | 810.00 | 810.00 | 810.00 | 0.00 | 0.00 |
| | | RAW | 765.00 | 765.00 | 765.00 | 0.00 | 0.00 |
| | | KAR | 864.00 | 864.00 | 828.00 | 0.00 | 4.35 |
| | | SKR | 720.00 | 720.00 | 720.00 | 0.00 | 0.00 |
| | | PSH | 860.00 | 860.00 | 680.00 | 0.00 | 26.47 |
| | | MNG | 900.00 | 900.00 | 900.00 | 0.00 | 0.00 |
| | | QTA | 996.00 | 996.00 | 624.00 | 0.00 | 59.62 |
| 3532204. MAXIMUM POWER BRITE POLYBAG(400GM) | DOZ. | LAH | 1404.00 | 1404.00 | 1404.00 | 0.00 | 0.00 |
| | | RAW | 1070.00 | 1070.00 | 1070.00 | 0.00 | 0.00 |
| | | KAR | 1428.00 | 1428.00 | 1428.00 | 0.00 | 0.00 |
| | | MPK | 1416.00 | 1416.00 | 1416.00 | 0.00 | 0.00 |
| | | PSH | 1440.00 | 1440.00 | 1325.00 | 0.00 | 8.68 |
| 3532205. EXPRESS DETERGENT(1000GM) | DOZ. | KAR | 2100.00 | 2100.00 | 2100.00 | 0.00 | 0.00 |
| 3532206. WASHING SOAP BETA/SUFI/GUY | DOZ. | LAH | 5440.00 | 5440.00 | 5580.00 | 0.00 | -2.51 |
| | | RAW | 3825.00 | 3825.00 | 3775.00 | 0.00 | 1.32 |
| | | KSR | 5440.00 | 5440.00 | 5560.00 | 0.00 | -2.16 |
| | | SKR | 3440.00 | 3440.00 | 3440.00 | 0.00 | 0.00 |
| | | PSH | 5840.00 | 5840.00 | 5840.00 | 0.00 | 0.00 |
| 3532207. WASHING SOAP NYLON 101 CAKE | DOZ. | LAH | 269.00 | 269.00 | 269.00 | 0.00 | 0.00 |
| | | RAW | 255.00 | 255.00 | 237.50 | 0.00 | 7.37 |
| | | SAR | 290.00 | 290.00 | 289.00 | 0.00 | 0.35 |
| | | BNU | 190.00 | 190.00 | 190.00 | 0.00 | 0.00 |
| | | QTA | 300.00 | 300.00 | 300.00 | 0.00 | 0.00 |
| 3532301. TOOTHPASTE MACLEAN'S (LARGE SIZE) | DOZ. | RAW | 575.00 | 575.00 | 575.00 | 0.00 | 0.00 |
| | | KAR | 1080.00 | 1080.00 | 1080.00 | 0.00 | 0.00 |
| 3532302. TOOTHPASTE FARHAN'S (STD. SIZE) | DOZ. | KAR | 492.00 | 492.00 | 492.00 | 0.00 | 0.00 |
| 3532303. TALC SAMSOL/SWISS MISS (STD.SIZE) | DOZ. | RAW | 565.00 | 565.00 | 565.00 | 0.00 | 0.00 |
| | | KAR | 1092.00 | 1092.00 | 1092.00 | 0.00 | 0.00 |
| 3532304. PONDS COLD CREAM (MED SIZE.) | DOZ. | LAH | 1270.00 | 1270.00 | 1270.00 | 0.00 | 0.00 |
| | | RAW | 1125.00 | 1125.00 | 1125.00 | 0.00 | 0.00 |
| | | KAR | 1248.00 | 1248.00 | 1194.00 | 0.00 | 4.52 |
| 3532305. PONDS VANISHING CREAM (MED SIZE) | DOZ. | LAH | 2450.00 | 2450.00 | 2450.00 | 0.00 | 0.00 |
| | | RAW | 1125.00 | 1125.00 | 1125.00 | 0.00 | 0.00 |
| | | KAR | 1009.00 | 1009.00 | 1009.00 | 0.00 | 0.00 |
| 3532306. ADMIRAL SHAVING CREAM (MED.SIZE) | DOZ. | LAH | 756.00 | 756.00 | 720.00 | 0.00 | 5.00 |
| | | RAW | 710.00 | 710.00 | 710.00 | 0.00 | 0.00 |
| | | KAR | 750.00 | 750.00 | 750.00 | 0.00 | 0.00 |
| 3532307. HAIR BRYL CREAM (MED. SIZE). | DOZ. | RAW | 1165.00 | 1165.00 | 1165.00 | 0.00 | 0.00 |
| | | KAR | 1560.00 | 1560.00 | 1560.00 | 0.00 | 0.00 |
| 3532308. JOHNSON'S BABY POWDER/MOTHER CARE | DOZ. | KAR | 1380.00 | 1380.00 | 1380.00 | 0.00 | 0.00 |

Contd.

7.10 Intercity Wholesale Prices of Selected Commodities

| Group/Commodity/Item Specification | Unit | City | Prices (Rs.) | | | % Change in August, 2017 Over | |
|---|------|------|--------------|------------|------------|-------------------------------|------------|
| | | | Aug., 2017 | July, 2017 | Aug., 2016 | July, 2017 | Aug., 2016 |
| 3532309. SUN SILK SHAMPOO LOCAL 10 ML. | DOZ. | RAW | 51.00 | 51.00 | 51.00 | 0.00 | 0.00 |
| | | KAR | 55.00 | 55.00 | 55.00 | 0.00 | 0.00 |
| 085. Auto Tyres | | | | | | | |
| 3611101. AUTO TYRE GEN/SUZ/ALTO/MEHRAN | EACH | LAH | 2700.00 | 2700.00 | 2700.00 | 0.00 | 0.00 |
| | | RAW | 2425.00 | 2425.00 | 2525.00 | 0.00 | -3.96 |
| | | KAR | 2525.00 | 2525.00 | 2600.00 | 0.00 | -2.88 |
| 3611201. MOTOR CYCLE TYRE YAMAHA-100 | EACH | LAH | 1210.00 | 1210.00 | 1210.00 | 0.00 | 0.00 |
| | | RAW | 975.00 | 975.00 | 962.50 | 0.00 | 1.30 |
| | | KAR | 810.00 | 810.00 | 980.00 | 0.00 | -17.35 |
| 3611202. MOTOR CYCLE TYRE HONDA CD-70 | EACH | LAH | 860.00 | 860.00 | 860.00 | 0.00 | 0.00 |
| | | RAW | 975.00 | 975.00 | 962.50 | 0.00 | 1.30 |
| | | KAR | 745.00 | 745.00 | 840.00 | 0.00 | -11.31 |
| 3611203. MOTOR CYCLE TYRE SUZUKI 80 CC. | EACH | LAH | 960.00 | 960.00 | 960.00 | 0.00 | 0.00 |
| | | RAW | 955.00 | 955.00 | 937.50 | 0.00 | 1.87 |
| | | KAR | 1025.00 | 1025.00 | 1125.00 | 0.00 | -8.89 |
| 3611204. CYCLE TYRE SERVIS (28x1/2") | EACH | LAH | 250.00 | 250.00 | 250.00 | 0.00 | 0.00 |
| | | KAR | 190.00 | 190.00 | 210.00 | 0.00 | -9.52 |
| 3611205. CYCLE TYRE DIAMOND (28x1/2") | EACH | LAH | 275.00 | 275.00 | 275.00 | 0.00 | 0.00 |
| | | RAW | 287.50 | 287.50 | 287.50 | 0.00 | 0.00 |
| | | KAR | 207.50 | 207.50 | 212.50 | 0.00 | -2.35 |
| 3611401. AUTO TUBE GEN/SUZ/ALTO/MEHRAN | EACH | LAH | 270.00 | 270.00 | 270.00 | 0.00 | 0.00 |
| | | RAW | 295.00 | 295.00 | 295.00 | 0.00 | 0.00 |
| | | KAR | 305.00 | 305.00 | 317.50 | 0.00 | -3.94 |
| 3611402. MOTOR CYCLE TUBE YAMAHA-100 | EACH | LAH | 185.00 | 185.00 | 185.00 | 0.00 | 0.00 |
| | | RAW | 215.00 | 215.00 | 192.50 | 0.00 | 11.69 |
| | | KAR | 167.50 | 167.50 | 187.50 | 0.00 | -10.67 |
| 3611403. MOTOR CYCLE TUBE HONDA CD-70 | EACH | LAH | 175.00 | 175.00 | 175.00 | 0.00 | 0.00 |
| | | RAW | 215.00 | 215.00 | 192.50 | 0.00 | 11.69 |
| | | KAR | 159.00 | 159.00 | 162.50 | 0.00 | -2.15 |
| 3611404. MOTOR CYCLE TUBE SUZUKI 80 CC. | EACH | LAH | 195.00 | 195.00 | 195.00 | 0.00 | 0.00 |
| | | KAR | 172.50 | 172.50 | 190.00 | 0.00 | -9.21 |
| 3611405. CYCLE TUBES SERVIS (28x1/2) | EACH | LAH | 105.00 | 105.00 | 105.00 | 0.00 | 0.00 |
| | | KAR | 99.00 | 99.00 | 102.50 | 0.00 | -3.41 |
| 3611406. CYCLE TUBES DIAMOND (28x1/2) | EACH | LAH | 110.00 | 110.00 | 110.00 | 0.00 | 0.00 |
| | | RAW | 105.00 | 105.00 | 92.50 | 0.00 | 13.51 |
| | | KAR | 96.50 | 96.50 | 97.50 | 0.00 | -1.03 |
| 086. Plastic Products | | | | | | | |
| 3694001. WATER COOLER 9 LTR. | EACH | LAH | 575.00 | 575.00 | 575.00 | 0.00 | 0.00 |
| | | KAR | 465.00 | 465.00 | 465.00 | 0.00 | 0.00 |
| | | PSH | 380.00 | 380.00 | 430.00 | 0.00 | -11.63 |
| | | QTA | 410.00 | 410.00 | 410.00 | 0.00 | 0.00 |
| 3694002. BUCKET MED. SIZE | EACH | LAH | 300.00 | 300.00 | 300.00 | 0.00 | 0.00 |
| | | GUJ | 225.00 | 225.00 | 225.00 | 0.00 | 0.00 |
| | | GJT | 220.00 | 220.00 | 220.00 | 0.00 | 0.00 |
| | | KAR | 290.00 | 290.00 | 290.00 | 0.00 | 0.00 |
| | | PSH | 350.00 | 350.00 | 350.00 | 0.00 | 0.00 |
| | | QTA | 235.00 | 235.00 | 235.00 | 0.00 | 0.00 |
| 3694003. DINNER SET PLASTIC 42/48/52 PIECES | EACH | LAH | 1975.00 | 1975.00 | 1975.00 | 0.00 | 0.00 |
| | | RAW | 5350.00 | 5350.00 | 4900.00 | 0.00 | 9.18 |
| | | MUL | 3000.00 | 3000.00 | 3000.00 | 0.00 | 0.00 |
| | | KAR | 2400.00 | 2400.00 | 2400.00 | 0.00 | 0.00 |
| | | PSH | 2100.00 | 2100.00 | 2100.00 | 0.00 | 0.00 |
| | | MNG | 3000.00 | 3000.00 | 3000.00 | 0.00 | 0.00 |
| 3694004. HOT POT PLASTIC 3 PIECES | EACH | LAH | 1225.00 | 1225.00 | 1225.00 | 0.00 | 0.00 |
| | | SKT | 1000.00 | 1000.00 | 1000.00 | 0.00 | 0.00 |
| | | KAR | 975.00 | 975.00 | 975.00 | 0.00 | 0.00 |

Contd.

7.10 Intercity Wholesale Prices of Selected Commodities

| Group/Commodity/Item Specification | Unit | City | Prices (Rs.) | | | % Change in August, 2017 Over | |
|---|---------|------|--------------|------------|------------|-------------------------------|------------|
| | | | Aug., 2017 | July, 2017 | Aug., 2016 | July, 2017 | Aug., 2016 |
| | | PSH | 930.00 | 930.00 | 1350.00 | 0.00 | -31.11 |
| | | QTA | 1050.00 | 1050.00 | 1050.00 | 0.00 | 0.00 |
| 3694005. THERMOS STARVAC 1 LTR. | EACH | LAH | 525.00 | 525.00 | 525.00 | 0.00 | 0.00 |
| | | GUJ | 400.00 | 400.00 | 400.00 | 0.00 | 0.00 |
| | | KAR | 525.00 | 525.00 | 525.00 | 0.00 | 0.00 |
| | | QTA | 300.00 | 300.00 | 300.00 | 0.00 | 0.00 |
| 087. Glass sheets | | | | | | | |
| 3711401. PL. GLASS SHEET 3 MM ABOVE 1 SQ.M | SQ.MTR. | LAH | 385.00 | 385.00 | 335.00 | 0.00 | 14.93 |
| | | RAW | 365.00 | 365.00 | 335.00 | 0.00 | 8.96 |
| | | KAR | 710.00 | 710.00 | 690.00 | 0.00 | 2.90 |
| | | PSH | 1306.00 | 1306.00 | 425.00 | 0.00 | 207.29 |
| 3711402. FIG.GLASS SHEET ABOVE 1 SQ.M | SQ.MTR. | LAH | 315.00 | 315.00 | 247.50 | 0.00 | 27.27 |
| | | RAW | 310.00 | 310.00 | 295.00 | 0.00 | 5.08 |
| | | KAR | 850.00 | 850.00 | 820.00 | 0.00 | 3.66 |
| | | PSH | 860.00 | 860.00 | 968.00 | 0.00 | -11.16 |
| 088. Other Glass Articles | | | | | | | |
| 3719101. JAR 4 LTR. LOCAL/FANCY/SILKY | DOZ. | RAW | 1225.00 | 1225.00 | 975.00 | 0.00 | 25.64 |
| | | KAR | 810.00 | 810.00 | 810.00 | 0.00 | 0.00 |
| 3719301. TUMBLER 200 ML. FANCY (OMROC) | DOZ. | RAW | 490.00 | 490.00 | 437.50 | 0.00 | 12.00 |
| | | KAR | 870.00 | 870.00 | 870.00 | 0.00 | 0.00 |
| 3719302. JUG DIAMOND 1.2 LTR. FANCY (OMROC) | DOZ. | LAH | 1775.00 | 1775.00 | 1775.00 | 0.00 | 0.00 |
| | | RAW | 2025.00 | 2025.00 | 1425.00 | 0.00 | 42.11 |
| | | KAR | 2450.00 | 2450.00 | 2450.00 | 0.00 | 0.00 |
| 3719303. TEA CUP SAUCER WHITE | DOZ. | LAH | 725.00 | 725.00 | 725.00 | 0.00 | 0.00 |
| | | RAW | 1125.00 | 1125.00 | 975.00 | 0.00 | 15.38 |
| | | KAR | 735.00 | 735.00 | 735.00 | 0.00 | 0.00 |
| 089. Ceramics & Sanitary Fixture | | | | | | | |
| 3721001. EUROPEAN W/C (02/03) STD WHITE | EACH | LAH | 1600.00 | 1600.00 | 1600.00 | 0.00 | 0.00 |
| | | RAW | 1225.00 | 1225.00 | 1225.00 | 0.00 | 0.00 |
| | | GJT | 1400.00 | 1400.00 | 1400.00 | 0.00 | 0.00 |
| | | KAR | 2125.00 | 2125.00 | 2062.50 | 0.00 | 3.03 |
| | | PSH | 4100.00 | 4100.00 | 4100.00 | 0.00 | 0.00 |
| 3721002. EUROPEAN W.C. (02/03)STD COLOUR | EACH | LAH | 1700.00 | 1700.00 | 1700.00 | 0.00 | 0.00 |
| | | RAW | 1325.00 | 1325.00 | 1325.00 | 0.00 | 0.00 |
| | | GJT | 1600.00 | 1600.00 | 1600.00 | 0.00 | 0.00 |
| | | KAR | 2275.00 | 2275.00 | 2150.00 | 0.00 | 5.81 |
| 3721003. ASIAN W.C. WHITE 18/22" | EACH | LAH | 1850.00 | 1850.00 | 1850.00 | 0.00 | 0.00 |
| | | RAW | 1325.00 | 1325.00 | 1325.00 | 0.00 | 0.00 |
| | | GJT | 1200.00 | 1200.00 | 1200.00 | 0.00 | 0.00 |
| | | KAR | 1075.00 | 1075.00 | 1075.00 | 0.00 | 0.00 |
| | | PSH | 850.00 | 850.00 | 1050.00 | 0.00 | -19.05 |
| 3721004. ASIAN W.C. WHITE 15/22" | EACH | LAH | 1250.00 | 1250.00 | 1250.00 | 0.00 | 0.00 |
| | | RAW | 1225.00 | 1225.00 | 1225.00 | 0.00 | 0.00 |
| | | GJT | 1000.00 | 1000.00 | 1000.00 | 0.00 | 0.00 |
| | | KAR | 1025.00 | 1025.00 | 1025.00 | 0.00 | 0.00 |
| | | PSH | 800.00 | 800.00 | 910.00 | 0.00 | -12.09 |
| 3721005. ASIAN W.C. COLOURED 18/22" | EACH | LAH | 1850.00 | 1850.00 | 1850.00 | 0.00 | 0.00 |
| | | RAW | 1525.00 | 1525.00 | 1525.00 | 0.00 | 0.00 |
| | | GUJ | 1800.00 | 1800.00 | 1800.00 | 0.00 | 0.00 |
| | | GJT | 1450.00 | 1450.00 | 1450.00 | 0.00 | 0.00 |
| | | KAR | 1125.00 | 1125.00 | 1125.00 | 0.00 | 0.00 |
| | | PSH | 950.00 | 950.00 | 980.00 | 0.00 | -3.06 |
| 3721006. ASIAN W.C. COLOURED 15/22" | EACH | LAH | 1350.00 | 1350.00 | 1350.00 | 0.00 | 0.00 |
| | | RAW | 1325.00 | 1325.00 | 1325.00 | 0.00 | 0.00 |
| | | GUJ | 1700.00 | 1700.00 | 1700.00 | 0.00 | 0.00 |
| | | GJT | 1250.00 | 1250.00 | 1250.00 | 0.00 | 0.00 |

Contd.

7.10 Intercity Wholesale Prices of Selected Commodities

| Group/Commodity/Item Specification | Unit | City | Prices (Rs.) | | | % Change in August, 2017 Over | | | | |
|---|---------|----------|---|------------|------------|-------------------------------|------------|----------|--------|-------|
| | | | Aug., 2017 | July, 2017 | Aug., 2016 | July, 2017 | Aug., 2016 | | | |
| 3721007. WASH BASIN 50 CM WHITE STD. | EACH | KAR | 1025.00 | 1025.00 | 1025.00 | 0.00 | 0.00 | | | |
| | | PSH | 800.00 | 800.00 | 870.00 | 0.00 | -8.05 | | | |
| | | LAH | 1450.00 | 1450.00 | 1450.00 | 0.00 | 0.00 | | | |
| | | RAW | 1325.00 | 1325.00 | 1325.00 | 0.00 | 0.00 | | | |
| | | GJT | 1350.00 | 1350.00 | 1350.00 | 0.00 | 0.00 | | | |
| 3721008. WASH BASIN 50 CM LIGHT COLOUR | EACH | KAR | 1450.00 | 1450.00 | 1450.00 | 0.00 | 0.00 | | | |
| | | PSH | 1850.00 | 1850.00 | 1850.00 | 0.00 | 0.00 | | | |
| | | LAH | 1450.00 | 1450.00 | 1450.00 | 0.00 | 0.00 | | | |
| | | RAW | 1425.00 | 1425.00 | 1425.00 | 0.00 | 0.00 | | | |
| | | GJT | 1150.00 | 1150.00 | 1150.00 | 0.00 | 0.00 | | | |
| 3721009. SINK STAINLESS STEEL(KIT.)MED.SIZE | EACH | KAR | 1650.00 | 1650.00 | 1650.00 | 0.00 | 0.00 | | | |
| | | PSH | 1750.00 | 1750.00 | 1750.00 | 0.00 | 0.00 | | | |
| | | LAH | 1850.00 | 1850.00 | 1850.00 | 0.00 | 0.00 | | | |
| | | RAW | 2525.00 | 2525.00 | 2525.00 | 0.00 | 0.00 | | | |
| | | GUJ | 1400.00 | 1400.00 | 1400.00 | 0.00 | 0.00 | | | |
| 090. Bricks, Blocks & Tiles | 1000 | LAH | KAR | 1725.00 | 1725.00 | 1725.00 | 0.00 | 0.00 | | |
| | | | PSH | 1700.00 | 1700.00 | 1700.00 | 0.00 | 0.00 | | |
| | | | 3732001. BRICKS | 7925.00 | 7625.00 | 7850.00 | 3.93 | 0.96 | | |
| | | | RAW | 9600.00 | 9600.00 | 8100.00 | 0.00 | 18.52 | | |
| | | | GJT | 8000.00 | 8000.00 | 8000.00 | 0.00 | 0.00 | | |
| | | | KSR | 7850.00 | 7550.00 | 7850.00 | 3.97 | 0.00 | | |
| | | | HYD | 4800.00 | 4800.00 | 4800.00 | 0.00 | 0.00 | | |
| | | | SKR | 5500.00 | 5500.00 | 5000.00 | 0.00 | 10.00 | | |
| | | | PSH | 7600.00 | 8000.00 | 8000.00 | -5.00 | -5.00 | | |
| | | | BNU | 6275.00 | 6275.00 | 5900.00 | 0.00 | 6.36 | | |
| 091. Cement | 1000 | KAR | QTA | 6250.00 | 6250.00 | 6250.00 | 0.00 | 0.00 | | |
| | | | 3732002. CEMENT BLOCKS | 20500.00 | 20500.00 | 20500.00 | 0.00 | 0.00 | | |
| | | | 3732003. TILES PLAIN WHITE 8 X 10" | SQ.MTR | LAH | 675.00 | 675.00 | 675.00 | 0.00 | 0.00 |
| | | | RAW | | 490.00 | 490.00 | 490.00 | 0.00 | 0.00 | |
| | | | MUL | | 800.00 | 800.00 | 800.00 | 0.00 | 0.00 | |
| | | | 3732004. TILES PLAIN COLOURED 8 X 10" | SQ.MTR | LAH | 612.50 | 612.50 | 612.50 | 0.00 | 0.00 |
| | | | | | RAW | 775.00 | 775.00 | 775.00 | 0.00 | 0.00 |
| | | | | | MUL | 590.00 | 590.00 | 590.00 | 0.00 | 0.00 |
| | | | | | KAR | 850.00 | 850.00 | 850.00 | 0.00 | 0.00 |
| | | | 092. Bed Foam | EACH | LAH | KAR | 690.00 | 690.00 | 690.00 | 0.00 |
| 3744001. CEMENT JAVEDAN (EX-FACTORY) | 8460.00 | 8460.00 | | | | 8460.00 | 0.00 | 0.00 | | |
| 3744002. CEMENT WHITE | MT. | LAH | | | | 18350.00 | 18350.00 | 18350.00 | 0.00 | 0.00 |
| RAW | | 20350.00 | | | | 20350.00 | 19950.00 | 0.00 | 2.01 | |
| KAR | | 18900.00 | | | | 18900.00 | 18800.00 | 0.00 | 0.53 | |
| 3744003. SULP. RESISTING CEMENT(JAVEDAN) | MT. | KAR | | | | 18750.00 | 18750.00 | 18500.00 | 0.00 | 1.35 |
| | | KAR | | | | 9158.00 | 9158.00 | 9158.00 | 0.00 | 0.00 |
| 3744004. D.G. CEMENT (EX-FACTORY) | MT | LAH | | | | 9930.00 | 9782.00 | 9203.00 | 1.51 | 7.90 |
| 3744005. LUCKY CEMENT (EX-FACTORY) | MT | KAR | | | | 11100.00 | 10900.00 | 10110.00 | 1.83 | 9.79 |
| 3744006. FAUJI CEMENT(EX-FACTORY) | MT | RAW | | | | 9820.00 | 9870.00 | 9320.00 | -0.51 | 5.36 |
| 092. Bed Foam | EACH | LAH | RAW | 4300.00 | 4300.00 | 4300.00 | 0.00 | 0.00 | | |
| | | | RAW | 4850.00 | 4850.00 | 4325.00 | 0.00 | 12.14 | | |
| | | | GUJ | 3000.00 | 3000.00 | 3000.00 | 0.00 | 0.00 | | |
| | | | KAR | 2900.00 | 2900.00 | 2750.00 | 0.00 | 5.45 | | |
| | | | QTA | 3200.00 | 3200.00 | 3200.00 | 0.00 | 0.00 | | |
| | | | 3815002. BED FOAM COMMANDER 6.5" X 6" X5" | EACH | LAH | 6100.00 | 6100.00 | 6100.00 | 0.00 | 0.00 |
| | | | | | FAS | 7500.00 | 7500.00 | 6900.00 | 0.00 | 8.70 |
| | | | | | RAW | 7550.00 | 7550.00 | 6325.00 | 0.00 | 19.37 |
| | | | | | GJT | 7600.00 | 7600.00 | 7600.00 | 0.00 | 0.00 |

Contd.

7.10 Intercity Wholesale Prices of Selected Commodities

| Group/Commodity/Item Specification | Unit | City | Prices (Rs.) | | | % Change in August, 2017 Over | |
|--|--------|------|--------------|------------|------------|-------------------------------|------------|
| | | | Aug., 2017 | July, 2017 | Aug., 2016 | July, 2017 | Aug., 2016 |
| | | KAR | 7000.00 | 7000.00 | 6400.00 | 0.00 | 9.38 |
| | | HYD | 8750.00 | 8750.00 | 5950.00 | 0.00 | 47.06 |
| 093. Matches | | | | | | | |
| 3899801. MATCHES (70-75 STICKS) 10 BOXES | PACKET | LAH | 12.00 | 12.00 | 9.60 | 0.00 | 25.00 |
| | | RAW | 9.40 | 9.40 | 9.40 | 0.00 | 0.00 |
| | | KAR | 15.00 | 15.00 | 15.00 | 0.00 | 0.00 |
| | | SKR | 18.00 | 18.00 | 15.00 | 0.00 | 20.00 |
| | | PSH | 16.20 | 16.20 | 18.00 | 0.00 | -10.00 |
| 5. Metal Product, Machinery & Equipment | | | | | | | |
| 094. Pig Iron | | | | | | | |
| 4111101. PIG IRON | MT. | KAR | 40000.00 | 40000.00 | 40000.00 | 0.00 | 0.00 |
| 095. Steel Bar & Sheets | | | | | | | |
| 4126101. M.S. ROUND BAR 1/4" | MT. | LAH | 74500.00 | 74500.00 | 67000.00 | 0.00 | 11.19 |
| | | RAW | 77750.00 | 77750.00 | 63750.00 | 0.00 | 21.96 |
| | | KAR | 70000.00 | 70000.00 | 59000.00 | 0.00 | 18.64 |
| | | HYD | 78000.00 | 78000.00 | 60000.00 | 0.00 | 30.00 |
| | | PSH | 75000.00 | 75000.00 | 65000.00 | 0.00 | 15.38 |
| | | QTA | 80000.00 | 72000.00 | 69000.00 | 11.11 | 15.94 |
| 4126102. M.S. ROUND BAR 3/8" | MT. | LAH | 75000.00 | 75000.00 | 67500.00 | 0.00 | 11.11 |
| | | RAW | 77750.00 | 77750.00 | 63750.00 | 0.00 | 21.96 |
| | | KAR | 70000.00 | 70000.00 | 59000.00 | 0.00 | 18.64 |
| | | HYD | 78000.00 | 78000.00 | 60000.00 | 0.00 | 30.00 |
| | | PSH | 75000.00 | 75000.00 | 62000.00 | 0.00 | 20.97 |
| | | QTA | 84000.00 | 76000.00 | 73000.00 | 10.53 | 15.07 |
| 4126103. M.S. ROUND BAR 1/2" | MT. | LAH | 74750.00 | 74750.00 | 65500.00 | 0.00 | 14.12 |
| | | RAW | 78250.00 | 78250.00 | 64250.00 | 0.00 | 21.79 |
| | | KAR | 70000.00 | 70000.00 | 60000.00 | 0.00 | 16.67 |
| | | HYD | 78000.00 | 78000.00 | 60000.00 | 0.00 | 30.00 |
| | | PSH | 74500.00 | 73500.00 | 57500.00 | 1.36 | 29.57 |
| | | QTA | 83000.00 | 75000.00 | 72000.00 | 10.67 | 15.28 |
| 4126104. M.S. ROUND BAR 1" | MT. | LAH | 74700.00 | 74700.00 | 67500.00 | 0.00 | 10.67 |
| | | RAW | 78250.00 | 78250.00 | 64250.00 | 0.00 | 21.79 |
| | | KAR | 70000.00 | 70000.00 | 61500.00 | 0.00 | 13.82 |
| | | PSH | 75000.00 | 75000.00 | 65000.00 | 0.00 | 15.38 |
| 4126105. M.S. RIBBED BAR 1/2" TO 1" | MT. | LAH | 75700.00 | 75700.00 | 69000.00 | 0.00 | 9.71 |
| | | RAW | 77250.00 | 77250.00 | 63250.00 | 0.00 | 22.13 |
| | | KAR | 70000.00 | 70000.00 | 61500.00 | 0.00 | 13.82 |
| | | PSH | 75000.00 | 75000.00 | 65000.00 | 0.00 | 15.38 |
| 4126106. M.S. RIBBED BAR 3/8" | MT. | LAH | 75700.00 | 75700.00 | 69000.00 | 0.00 | 9.71 |
| | | RAW | 76250.00 | 76250.00 | 62250.00 | 0.00 | 22.49 |
| | | KAR | 71500.00 | 71500.00 | 66000.00 | 0.00 | 8.33 |
| 4126107. G.P. SHEET CUTTING JAPAN 24-30 BG | MT. | LAH | 105000.00 | 105000.00 | 120000.00 | 0.00 | -12.50 |
| | | RAW | 89750.00 | 89750.00 | 82250.00 | 0.00 | 9.12 |
| | | KAR | 88600.00 | 88600.00 | 87200.00 | 0.00 | 1.61 |
| | | PSH | 90000.00 | 90000.00 | 90000.00 | 0.00 | 0.00 |
| 4126108. G.S. SHEET 24 G. GALV. | MT. | LAH | 115000.00 | 115000.00 | 130000.00 | 0.00 | -11.54 |
| | | RAW | 89750.00 | 89750.00 | 82250.00 | 0.00 | 9.12 |
| | | KAR | 89200.00 | 89200.00 | 88200.00 | 0.00 | 1.13 |
| | | PSH | 90000.00 | 90000.00 | 90000.00 | 0.00 | 0.00 |
| 096. Pipe Fittings | | | | | | | |
| 4129201. TEE 1/2" | DOZ. | LAH | 425.00 | 425.00 | 425.00 | 0.00 | 0.00 |
| | | RAW | 387.50 | 387.50 | 387.50 | 0.00 | 0.00 |
| | | KAR | 415.00 | 415.00 | 384.00 | 0.00 | 8.07 |
| | | QTA | 360.00 | 360.00 | 180.00 | 0.00 | 100.00 |
| 4129202. TEE 3/4" | DOZ. | LAH | 530.00 | 530.00 | 530.00 | 0.00 | 0.00 |
| | | RAW | 512.50 | 512.50 | 512.50 | 0.00 | 0.00 |
| | | KAR | 540.00 | 540.00 | 558.00 | 0.00 | -3.23 |

Contd.

7.10 Intercity Wholesale Prices of Selected Commodities

| Group/Commodity/Item Specification | Unit | City | Prices (Rs.) | | | % Change in August, 2017 Over | |
|---|------|------|--------------|------------|------------|-------------------------------|------------|
| | | | Aug., 2017 | July, 2017 | Aug., 2016 | July, 2017 | Aug., 2016 |
| 4129203. SOCKET 1/2" | DOZ. | QTA | 360.00 | 360.00 | 360.00 | 0.00 | 0.00 |
| | | LAH | 275.00 | 275.00 | 275.00 | 0.00 | 0.00 |
| | | RAW | 337.50 | 337.50 | 337.50 | 0.00 | 0.00 |
| 4129204. SOCKET 3/4" | DOZ. | KAR | 246.00 | 246.00 | 246.00 | 0.00 | 0.00 |
| | | QTA | 240.00 | 240.00 | 120.00 | 0.00 | 100.00 |
| | | LAH | 365.00 | 365.00 | 365.00 | 0.00 | 0.00 |
| 4129205. UNION 1/2" | DOZ. | RAW | 412.50 | 412.50 | 412.50 | 0.00 | 0.00 |
| | | KAR | 310.00 | 310.00 | 290.00 | 0.00 | 6.90 |
| | | QTA | 360.00 | 360.00 | 165.00 | 0.00 | 118.18 |
| 4129206. UNION 3/4" | DOZ. | LAH | 792.00 | 792.00 | 730.00 | 0.00 | 8.49 |
| | | RAW | 712.50 | 712.50 | 712.50 | 0.00 | 0.00 |
| | | KAR | 812.00 | 812.00 | 812.00 | 0.00 | 0.00 |
| 4129207. BAND 1/2" | DOZ. | QTA | 720.00 | 720.00 | 360.00 | 0.00 | 100.00 |
| | | LAH | 900.00 | 900.00 | 835.00 | 0.00 | 7.78 |
| | | RAW | 787.50 | 787.50 | 787.50 | 0.00 | 0.00 |
| 4129208. BAND 3/4" | DOZ. | KAR | 1032.50 | 1032.50 | 1032.50 | 0.00 | 0.00 |
| | | LAH | 470.00 | 470.00 | 470.00 | 0.00 | 0.00 |
| | | RAW | 687.50 | 687.50 | 687.50 | 0.00 | 0.00 |
| 4129209. ELBOW GALV CHINA 1/2" | DOZ. | KAR | 641.00 | 641.00 | 641.00 | 0.00 | 0.00 |
| | | QTA | 480.00 | 480.00 | 300.00 | 0.00 | 60.00 |
| | | LAH | 590.00 | 590.00 | 590.00 | 0.00 | 0.00 |
| 4129210. ELBOW GALV CHINA 3/4" | DOZ. | RAW | 712.50 | 712.50 | 712.50 | 0.00 | 0.00 |
| | | KAR | 960.00 | 960.00 | 981.00 | 0.00 | -2.14 |
| | | QTA | 480.00 | 480.00 | 480.00 | 0.00 | 0.00 |
| 097. Steel Products | DOZ. | LAH | 310.00 | 310.00 | 310.00 | 0.00 | 0.00 |
| | | RAW | 412.50 | 412.50 | 412.50 | 0.00 | 0.00 |
| | | KAR | 265.00 | 265.00 | 265.00 | 0.00 | 0.00 |
| 4291201. STAINLESS STEEL DEGCHI MED. SIZE | EACH | QTA | 300.00 | 300.00 | 165.00 | 0.00 | 81.82 |
| | | LAH | 380.00 | 380.00 | 380.00 | 0.00 | 0.00 |
| | | RAW | 462.50 | 462.50 | 462.50 | 0.00 | 0.00 |
| 4291202. STAINLESS STEEL TABLE SPOON SUP. | EACH | KAR | 402.00 | 402.00 | 381.00 | 0.00 | 5.51 |
| | | QTA | 420.00 | 420.00 | 192.00 | 0.00 | 118.75 |
| | | LAH | 600.00 | 600.00 | 600.00 | 0.00 | 0.00 |
| 4291203. STAINLESS STEEL PLATE LIGHT | DOZ. | GJT | 450.00 | 450.00 | 450.00 | 0.00 | 0.00 |
| | | KAR | 625.00 | 625.00 | 625.00 | 0.00 | 0.00 |
| | | LAH | 350.00 | 350.00 | 350.00 | 0.00 | 0.00 |
| 4291204. PRESSURE COOKER 4 LTR. | EACH | GJT | 175.00 | 175.00 | 175.00 | 0.00 | 0.00 |
| | | KAR | 260.00 | 260.00 | 260.00 | 0.00 | 0.00 |
| | | LAH | 700.00 | 700.00 | 700.00 | 0.00 | 0.00 |
| 4291401. NEW TREET BLADE ORDINARY | 1000 | GJT | 500.00 | 500.00 | 500.00 | 0.00 | 0.00 |
| | | KAR | 780.00 | 780.00 | 780.00 | 0.00 | 0.00 |
| | | LAH | 1380.00 | 1380.00 | 1380.00 | 0.00 | 0.00 |
| 4291402. TREET SAFETY RAZOR | DOZ. | GUJ | 1100.00 | 1100.00 | 1025.00 | 0.00 | 7.32 |
| | | SKT | 1200.00 | 1200.00 | 1200.00 | 0.00 | 0.00 |
| | | KAR | 1625.00 | 1625.00 | 1625.00 | 0.00 | 0.00 |
| 4291403. GILLET SAFETY RAZOR | DOZ. | RAW | 2575.00 | 2575.00 | 2575.00 | 0.00 | 0.00 |
| | | KAR | 2900.00 | 2900.00 | 2900.00 | 0.00 | 0.00 |
| | | LAH | 1180.00 | 1180.00 | 180.00 | 0.00 | 555.56 |
| 098. Engines & Motors | DOZ. | KAR | 1764.00 | 1764.00 | 1185.00 | 0.00 | 48.86 |
| | | LAH | 430.00 | 430.00 | 430.00 | 0.00 | 0.00 |
| | | RAW | 427.50 | 427.50 | 427.50 | 0.00 | 0.00 |
| 4321901. HOLLOW S.MOTOR 326 UP-4.40 HP 46 | EACH | LAH | 420.00 | 420.00 | 420.00 | 0.00 | 0.00 |
| | | | 155000.00 | 155000.00 | 144750.00 | 0.00 | 7.08 |

Contd.

7.10 Intercity Wholesale Prices of Selected Commodities

| Group/Commodity/Item Specification | Unit | City | Prices (Rs.) | | | % Change in August, 2017 Over | |
|--|------|------|--------------|------------|------------|-------------------------------|------------|
| | | | Aug., 2017 | July, 2017 | Aug., 2016 | July, 2017 | Aug., 2016 |
| 099. Vacuum Pumps | | | | | | | |
| 4323001. MULTISTAGE C.PUMPS(PCM 80-3 15 H) | EACH | LAH | 83000.00 | 83000.00 | 77000.00 | 0.00 | 7.79 |
| 4323002. MULTISTAGE C.PUMPS PCM 80-5 25 H) | EACH | LAH | 117000.00 | 117000.00 | 109000.00 | 0.00 | 7.34 |
| 100. Air Conditioners | | | | | | | |
| 4391201. PEL AIR CONDITONER 1.5 TON | EACH | LAH | 39000.00 | 39000.00 | 39000.00 | 0.00 | 0.00 |
| | | RAW | 36250.00 | 36250.00 | 36250.00 | 0.00 | 0.00 |
| | | KAR | 40500.00 | 40500.00 | 42000.00 | 0.00 | -3.57 |
| 4391202. WAVES AIR CONDITIONER 1.5 TON. | EACH | LAH | 44000.00 | 44000.00 | 44000.00 | 0.00 | 0.00 |
| | | RAW | 37750.00 | 37750.00 | 37750.00 | 0.00 | 0.00 |
| | | GJT | 45000.00 | 45000.00 | 45000.00 | 0.00 | 0.00 |
| | | KAR | 40000.00 | 40000.00 | 41000.00 | 0.00 | -2.44 |
| | | HYD | 41900.00 | 41900.00 | 41900.00 | 0.00 | 0.00 |
| | | QTA | 41500.00 | 41500.00 | 39200.00 | 0.00 | 5.87 |
| 101. Cultivators | | | | | | | |
| 4411201. CULTIVATOR (ORDINARY) 9 TIMES | EACH | GUJ | 38000.00 | 38000.00 | 45000.00 | 0.00 | -15.56 |
| 4411202. CULTIVATOR (SPECIAL) 11 TIMES | EACH | GUJ | 50000.00 | 50000.00 | 55000.00 | 0.00 | -9.09 |
| 102. Chuff Cutter | | | | | | | |
| 4412301. CHUFF CUTTER | EACH | FAS | 7200.00 | 7200.00 | 7000.00 | 0.00 | 2.86 |
| 103. Tractors | | | | | | | |
| 4414101. TRACTOR MF-240 | EACH | LAH | 716625.00 | 716625.00 | 725450.00 | 0.00 | -1.22 |
| 4414102. TRACTOR MF-385 | EACH | LAH | 1126860.00 | 1126860.00 | 1130860.00 | 0.00 | -0.35 |
| 104. Lathe Machines | | | | | | | |
| 4421301. LATHE MACHINE 3' (PAK MADINA) | EACH | LAH | 94750.00 | 94750.00 | 75000.00 | 0.00 | 26.33 |
| 4421302. LATHE MACHINE 4.5' (PAK MADINA) | EACH | LAH | 101750.00 | 101750.00 | 101750.00 | 0.00 | 0.00 |
| 4421303. LATHE MACHINE 6.5' (PAK MADINA) | EACH | LAH | 122750.00 | 122750.00 | 122750.00 | 0.00 | 0.00 |
| 4421304. LATHE MACHINE 10' (PAK MADINA) | EACH | LAH | 260000.00 | 260000.00 | 230000.00 | 0.00 | 13.04 |
| 105. Concrete Mixture | | | | | | | |
| 4444001. CONC.MIXER 7 NTR. 12HP. STAR.ENG | EACH | LAH | 140000.00 | 140000.00 | 140000.00 | 0.00 | 0.00 |
| 4444002. CONC.MIXER 17 NTR. 24HP. STAR.ENG | EACH | LAH | 210000.00 | 210000.00 | 210000.00 | 0.00 | 0.00 |
| 106. Fridge,WashM,SewM,Fans,Iron | | | | | | | |
| 4481101. DAWLANCE 10 CFT. DOUBLE DOOR | EACH | LAH | 28000.00 | 28000.00 | 28000.00 | 0.00 | 0.00 |
| | | RAW | 25825.00 | 25825.00 | 24350.00 | 0.00 | 6.06 |
| | | KAR | 32000.00 | 32000.00 | 32000.00 | 0.00 | 0.00 |
| 4481201. WASHING MACHINE NAT. PAK S.F. | EACH | LAH | 7000.00 | 7000.00 | 7000.00 | 0.00 | 0.00 |
| | | GUJ | 5000.00 | 5000.00 | 5000.00 | 0.00 | 0.00 |
| | | KAR | 5450.00 | 5450.00 | 5450.00 | 0.00 | 0.00 |
| | | QTA | 5550.00 | 5550.00 | 5550.00 | 0.00 | 0.00 |
| 4481202. WASHING MACHINE SINGER S.F. | EACH | LAH | 10500.00 | 10500.00 | 10200.00 | 0.00 | 2.94 |
| | | RAW | 9900.00 | 9900.00 | 9900.00 | 0.00 | 0.00 |
| | | KAR | 12000.00 | 12000.00 | 11800.00 | 0.00 | 1.69 |
| 4481203. WASHING MACHINE DAWLANCE | EACH | LAH | 9500.00 | 9500.00 | 9500.00 | 0.00 | 0.00 |
| | | FAS | 8700.00 | 8700.00 | 8700.00 | 0.00 | 0.00 |
| | | GUJ | 9400.00 | 9400.00 | 9400.00 | 0.00 | 0.00 |
| | | GJT | 9400.00 | 9400.00 | 9400.00 | 0.00 | 0.00 |
| | | KAR | 6200.00 | 6200.00 | 6200.00 | 0.00 | 0.00 |
| | | HYD | 9000.00 | 9000.00 | 9000.00 | 0.00 | 0.00 |
| 4481204. WASHING MACHINE SUPER ASIA | EACH | LAH | 9000.00 | 9000.00 | 9000.00 | 0.00 | 0.00 |
| | | FAS | 9000.00 | 9000.00 | 8800.00 | 0.00 | 2.27 |
| | | KAR | 7900.00 | 7900.00 | 5800.00 | 0.00 | 36.21 |
| | | HYD | 6500.00 | 6500.00 | 6500.00 | 0.00 | 0.00 |
| 4481401. SEWING MACHINE SINGER B.B. H.O | EACH | LAH | 6400.00 | 6400.00 | 6700.00 | 0.00 | -4.48 |
| | | KAR | 6500.00 | 6500.00 | 6200.00 | 0.00 | 4.84 |
| 4481402. SINGER ZIG ZAG MACHINE | EACH | LAH | 16500.00 | 16500.00 | 14500.00 | 0.00 | 13.79 |
| | | KAR | 12800.00 | 12800.00 | 11900.00 | 0.00 | 7.56 |
| 4481403. SEWING MACHINE SALIKA | EACH | LAH | 4500.00 | 4500.00 | 4500.00 | 0.00 | 0.00 |
| | | KAR | 6200.00 | 6200.00 | 5600.00 | 0.00 | 10.71 |

Contd.

7.10 Intercity Wholesale Prices of Selected Commodities

| Group/Commodity/Item Specification | Unit | City | Prices (Rs.) | | | % Change in August, 2017 Over | |
|--|---------|------|--------------|------------|------------|-------------------------------|------------|
| | | | Aug., 2017 | July, 2017 | Aug., 2016 | July, 2017 | Aug., 2016 |
| 4481501. CEILING FAN MILLAT 48" | EACH | LAH | 2600.00 | 2600.00 | 2300.00 | 0.00 | 13.04 |
| | | KAR | 3150.00 | 3150.00 | 2600.00 | 0.00 | 21.15 |
| 4481502. CEILING FAN PAK 48" | EACH | LAH | 2500.00 | 2500.00 | 2200.00 | 0.00 | 13.64 |
| | | GUJ | 2400.00 | 2400.00 | 2400.00 | 0.00 | 0.00 |
| | | KAR | 3480.00 | 3480.00 | 2800.00 | 0.00 | 24.29 |
| 4481503. CEILING FAN NATIONAL 56" | EACH | LAH | 2500.00 | 2500.00 | 2200.00 | 0.00 | 13.64 |
| | | GUJ | 2150.00 | 2150.00 | 2150.00 | 0.00 | 0.00 |
| | | GJT | 2300.00 | 2300.00 | 2300.00 | 0.00 | 0.00 |
| | | KAR | 2550.00 | 2550.00 | 2550.00 | 0.00 | 0.00 |
| 4481504. CEILING FAN YOUNIS 56" | EACH | HYD | 2500.00 | 2400.00 | 2200.00 | 4.17 | 13.64 |
| | | LAH | 2600.00 | 2600.00 | 2300.00 | 0.00 | 13.04 |
| | | FAS | 2800.00 | 2800.00 | 2500.00 | 0.00 | 12.00 |
| | | GUJ | 2350.00 | 2350.00 | 2350.00 | 0.00 | 0.00 |
| | | KAR | 3540.00 | 3540.00 | 2650.00 | 0.00 | 33.58 |
| 4481505. PADESTAL FAN MILLAT 20" | EACH | KAR | 3600.00 | 3600.00 | 3600.00 | 0.00 | 0.00 |
| | | LAH | 3800.00 | 3800.00 | 3500.00 | 0.00 | 8.57 |
| 4481506. PADESTAL FAN PAK 20" | EACH | GJT | 3800.00 | 3800.00 | 3800.00 | 0.00 | 0.00 |
| | | KAR | 5850.00 | 5850.00 | 3600.00 | 0.00 | 62.50 |
| | | PSH | 3800.00 | 3800.00 | 3800.00 | 0.00 | 0.00 |
| | | LAH | 1800.00 | 1800.00 | 1600.00 | 0.00 | 12.50 |
| 4481507. EXHAUST FAN CLIMAX 12" | EACH | GUJ | 1900.00 | 1900.00 | 1400.00 | 0.00 | 35.71 |
| | | KAR | 1800.00 | 1800.00 | 1800.00 | 0.00 | 0.00 |
| 4481508. EXHAUST FAN MILLAT 12" | EACH | KAR | 1800.00 | 1800.00 | 1800.00 | 0.00 | 0.00 |
| 4481509. EXHAUST FAN PAK. NATIONAL 12" | EACH | LAH | 1650.00 | 1650.00 | 1500.00 | 0.00 | 10.00 |
| | | GUJ | 1350.00 | 1350.00 | 1350.00 | 0.00 | 0.00 |
| | | GJT | 1800.00 | 1800.00 | 1800.00 | 0.00 | 0.00 |
| | | KAR | 1700.00 | 1700.00 | 1700.00 | 0.00 | 0.00 |
| 4481601. IRON NATIONAL PAK AUTOMATIC | EACH | LAH | 600.00 | 600.00 | 500.00 | 0.00 | 20.00 |
| | | GUJ | 850.00 | 850.00 | 850.00 | 0.00 | 0.00 |
| | | KAR | 525.00 | 525.00 | 525.00 | 0.00 | 0.00 |
| | | PSH | 800.00 | 800.00 | 800.00 | 0.00 | 0.00 |
| 4481602. IRON PHILIPS HD 1120/R | EACH | LAH | 1500.00 | 1500.00 | 1250.00 | 0.00 | 20.00 |
| | | GUJ | 2080.00 | 2080.00 | 2080.00 | 0.00 | 0.00 |
| | | KAR | 1360.00 | 1360.00 | 1360.00 | 0.00 | 0.00 |
| 107. Electric Wires | | | | | | | |
| 4634001. FLEXIBLE WIRE 2999-14 0076 | 90 MTR. | LAH | 775.00 | 775.00 | 575.00 | 0.00 | 34.78 |
| | | MUL | 1100.00 | 1100.00 | 1100.00 | 0.00 | 0.00 |
| | | KAR | 1070.00 | 1070.00 | 990.00 | 0.00 | 8.08 |
| | | PSH | 850.00 | 850.00 | 800.00 | 0.00 | 6.25 |
| | | QTA | 505.00 | 505.00 | 505.00 | 0.00 | 0.00 |
| 4634002. PVC WIRE SINGLE CORE | 90 MTR. | LAH | 925.00 | 925.00 | 925.00 | 0.00 | 0.00 |
| | | MUL | 1280.00 | 1280.00 | 1280.00 | 0.00 | 0.00 |
| | | KAR | 1070.00 | 1070.00 | 990.00 | 0.00 | 8.08 |
| | | PSH | 900.00 | 900.00 | 900.00 | 0.00 | 0.00 |
| | | QTA | 600.00 | 600.00 | 600.00 | 0.00 | 0.00 |
| 108. Lighting Equipments | | | | | | | |
| 4653101. PHILIPS TL. LAMP 40 W. | EACH | GUJ | 92.00 | 92.00 | 95.00 | 0.00 | -3.16 |
| | | GJT | 92.00 | 92.00 | 96.00 | 0.00 | -4.17 |
| | | KAR | 105.00 | 105.00 | 105.00 | 0.00 | 0.00 |
| | | PSH | 97.50 | 97.50 | 97.50 | 0.00 | 0.00 |
| | | QTA | 90.00 | 90.00 | 90.00 | 0.00 | 0.00 |
| 4653102. PHILIPS ELECTRIC BULB 100W(GLS) | 100 BUL | LAH | 2500.00 | 2500.00 | 2000.00 | 0.00 | 25.00 |
| | | RAW | 2950.00 | 2950.00 | 2950.00 | 0.00 | 0.00 |
| | | KAR | 2800.00 | 2800.00 | 2800.00 | 0.00 | 0.00 |
| | | PSH | 2700.00 | 2700.00 | 2900.00 | 0.00 | -6.90 |

Contd.

7.10 Intercity Wholesale Prices of Selected Commodities

| Group/Commodity/Item Specification | Unit | City | Prices (Rs.) | | | % Change in August, 2017 Over | |
|---|------|------|--------------|------------|------------|-------------------------------|------------|
| | | | Aug., 2017 | July, 2017 | Aug., 2016 | July, 2017 | Aug., 2016 |
| 4653103. PHILIPS ENERGY SAVER 14 W (GLS) | EACH | LAH | 145.00 | 145.00 | 145.00 | 0.00 | 0.00 |
| | | RAW | 139.00 | 139.00 | 139.00 | 0.00 | 0.00 |
| | | KAR | 155.00 | 155.00 | 155.00 | 0.00 | 0.00 |
| | | PSH | 170.00 | 170.00 | 170.00 | 0.00 | 0.00 |
| | | QTA | 172.00 | 172.00 | 172.00 | 0.00 | 0.00 |
| 109. Radio & Television | | | | | | | |
| 4731201. RADIO 3-5 BAND (CHINA BRAND) | EACH | LAH | 175.00 | 175.00 | 175.00 | 0.00 | 0.00 |
| | | RAW | 287.50 | 287.50 | 287.50 | 0.00 | 0.00 |
| | | KAR | 425.00 | 425.00 | 425.00 | 0.00 | 0.00 |
| 4731301. PHILIPS COLOUR TV. 14" | EACH | LAH | 8150.00 | 8150.00 | 8150.00 | 0.00 | 0.00 |
| | | RAW | 8250.00 | 8250.00 | 8250.00 | 0.00 | 0.00 |
| | | KAR | 8400.00 | 8400.00 | 8400.00 | 0.00 | 0.00 |
| 4731302. L.G.COLOUR TV. 14" | EACH | LAH | 8100.00 | 8100.00 | 8100.00 | 0.00 | 0.00 |
| | | RAW | 7900.00 | 7900.00 | 7900.00 | 0.00 | 0.00 |
| | | KAR | 8150.00 | 8150.00 | 8150.00 | 0.00 | 0.00 |
| 4731303. SONY COLOUR TV 14" | EACH | LAH | 13000.00 | 13000.00 | 13000.00 | 0.00 | 0.00 |
| | | RAW | 10250.00 | 10250.00 | 10250.00 | 0.00 | 0.00 |
| | | KAR | 8000.00 | 8000.00 | 8000.00 | 0.00 | 0.00 |
| 4731304. PANASONIC COLOUR TV 14" | EACH | RAW | 9250.00 | 9250.00 | 9250.00 | 0.00 | 0.00 |
| | | KAR | 7750.00 | 7750.00 | 7750.00 | 0.00 | 0.00 |
| | | LAH | 11000.00 | 11000.00 | 11000.00 | 0.00 | 0.00 |
| 4731305. PHILIPS COLOUR TV. 20" | EACH | RAW | 13900.00 | 13900.00 | 13900.00 | 0.00 | 0.00 |
| | | KAR | 12750.00 | 12750.00 | 12750.00 | 0.00 | 0.00 |
| | | LAH | 13400.00 | 13400.00 | 13400.00 | 0.00 | 0.00 |
| 4731306. L.G.COLOUR TV. 20" | EACH | RAW | 12250.00 | 12250.00 | 12250.00 | 0.00 | 0.00 |
| | | KAR | 13000.00 | 13000.00 | 13000.00 | 0.00 | 0.00 |
| | | LAH | 14700.00 | 14700.00 | 14700.00 | 0.00 | 0.00 |
| 4731307. L.G. COLOUR TV. 21" | EACH | RAW | 12250.00 | 12250.00 | 12250.00 | 0.00 | 0.00 |
| | | KAR | 16100.00 | 16100.00 | 16100.00 | 0.00 | 0.00 |
| | | LAH | 18800.00 | 18800.00 | 18800.00 | 0.00 | 0.00 |
| 4731308. SONY COLOUR TV 20" | EACH | RAW | 17100.00 | 17100.00 | 17100.00 | 0.00 | 0.00 |
| | | KAR | 17200.00 | 17200.00 | 17200.00 | 0.00 | 0.00 |
| | | LAH | 18800.00 | 18800.00 | 18800.00 | 0.00 | 0.00 |
| 110. Motor Vehicles | | | | | | | |
| 4911301. CAR SUZUKI MEHRAN 800CC SB308R VX | EACH | KAR | 679000.00 | 679000.00 | 630000.00 | 0.00 | 7.78 |
| 4911302. SUZUKI CULTUS 1000CC SF410 VXR M PE | EACH | KAR | 1124000.00 | 1124000.00 | 1044000.00 | 0.00 | 7.66 |
| 4911303. SUZUKI RAVI 800 CC PICKUP(ST 308R) | EACH | KAR | 672000.00 | 672000.00 | 642000.00 | 0.00 | 4.67 |
| 4911304. CAR TOYOTA 1300 CC XLI | EACH | KAR | 1729000.00 | 1729000.00 | 1639000.00 | 0.00 | 5.49 |
| 4911305. CAR HONDA CIVIC 1800CC(iVTEC MANUAL) | EACH | LAH | 2039000.00 | 2039000.00 | 2039000.00 | 0.00 | 0.00 |
| 4911306. ISUZU BUS CHASIS MT 112 K | EACH | KAR | 3325000.00 | 3325000.00 | 3325000.00 | 0.00 | 0.00 |
| 4911401. ISUZU TRUCK CHASIS FTR 12 K | EACH | KAR | 3850000.00 | 3850000.00 | 3850000.00 | 0.00 | 0.00 |
| 111. Motorcycles | | | | | | | |
| 4991201. MOTOR CYCLE YB-100ROYAL YAMAHA | EACH | KAR | 75375.00 | 75375.00 | 75375.00 | 0.00 | 0.00 |
| 4991202. MOTOR CYCLE CD-70 HONDA | EACH | KAR | 63500.00 | 63500.00 | 63500.00 | 0.00 | 0.00 |
| 4991203. MOTOR CYCLE PAK HERO 70 CC. | EACH | LAH | 42000.00 | 42000.00 | 42000.00 | 0.00 | 0.00 |
| | | MUL | 42000.00 | 42000.00 | 42000.00 | 0.00 | 0.00 |
| | | KAR | 46000.00 | 46000.00 | 46000.00 | 0.00 | 0.00 |
| 4991204. MOTOR CYCLE SUPER ASIA 70 CC. | EACH | LAH | 42500.00 | 42500.00 | 42500.00 | 0.00 | 0.00 |
| | | MUL | 45000.00 | 45000.00 | 45000.00 | 0.00 | 0.00 |
| | | KAR | 42500.00 | 42500.00 | 42500.00 | 0.00 | 0.00 |
| | | HYD | 42000.00 | 42000.00 | 42000.00 | 0.00 | 0.00 |
| 4991205. MOTOR CYCLE SUZUKI STD 110CC. | EACH | KAR | 71300.00 | 71300.00 | 71300.00 | 0.00 | 0.00 |
| 112. Bicycles | | | | | | | |
| 4992101. BICYCLE PECO FOR GENTS POPULAR | EACH | LAH | 5000.00 | 5000.00 | 5000.00 | 0.00 | 0.00 |
| 4992102. BICYCLE PECO FOR BMX SHAHEEN | EACH | LAH | 3500.00 | 3500.00 | 3500.00 | 0.00 | 0.00 |
| 4992103. BICYCLE SOHRAB SUPER | EACH | LAH | 6450.00 | 6450.00 | 6450.00 | 0.00 | 0.00 |
| | | KAR | 6900.00 | 6900.00 | 6900.00 | 0.00 | 0.00 |
| 4992104. BICYCLE SOHRAB VIP STUDENT | EACH | LAH | 6300.00 | 5700.00 | 6300.00 | 10.53 | 0.00 |
| | | KAR | 5900.00 | 5900.00 | 5900.00 | 0.00 | 0.00 |

7.11 Intercity Consumer Prices August, 2017

| Description | Unit | Rawalpindi | Islamabad | Attock | Jehlum | Lahore | Sahiwal | Gujranwala |
|--|---------|------------|-----------|--------|--------|--------|---------|------------|
| WHEAT | 10 KG. | 332.50 | 332.50 | 318.75 | 333.50 | 326.25 | 293.75 | 325.00 |
| WHEAT FLOUR FINE/SUPERIOR. | KG. | 52.25 | 55.56 | 43.50 | 48.00 | 48.00 | 40.00 | 40.00 |
| WHEAT FLOUR AVG. QLTY | KG. | 37.08 | 37.13 | 35.75 | 37.00 | 37.00 | 33.25 | 37.50 |
| WHEAT FLOUR BAG | 10 KG. | 370.83 | 371.25 | 357.50 | 370.00 | 360.00 | 332.50 | 350.00 |
| MAIDA | KG. | 52.00 | 55.88 | 50.00 | 60.00 | 56.25 | 50.00 | 50.00 |
| SUJI | KG. | 54.75 | 57.50 | 50.00 | 60.00 | 60.00 | 50.00 | 50.00 |
| BESAN AV. QLTY. | KG. | 136.67 | 145.63 | 127.50 | 125.00 | 128.21 | 115.00 | 112.50 |
| RICE BASMATI SUP. QLTY. | KG. | 153.33 | 158.75 | 145.00 | 135.00 | 146.79 | 122.50 | 110.00 |
| RICE BASMATI 385/386 | KG. | 132.08 | 138.75 | 95.00 | 105.00 | 105.36 | 67.50 | 50.00 |
| RICE BASMATI BROKEN AV.QLTY | KG. | 83.33 | 89.38 | 77.50 | 77.50 | 73.21 | 85.00 | 50.00 |
| RICE IRR1-6 (SINDH/PUNJAB) | KG. | 52.71 | 60.00 | 55.00 | 60.00 | 57.00 | 55.00 | 50.00 |
| VERMICELLI | KG. | 97.92 | 99.38 | 92.50 | 80.00 | 101.61 | 70.00 | 77.50 |
| BREAD PLAIN MEDIUM SIZE | EACH | 40.00 | 40.00 | 40.00 | 37.50 | 40.00 | 45.00 | 40.00 |
| RUSK (PAPAY) | KG. | 255.83 | 277.50 | 180.00 | 235.00 | 205.00 | 235.00 | 160.00 |
| BISCUITS-PACKED | PKT | 40.00 | 40.00 | 40.00 | 40.00 | 40.00 | 35.00 | 35.00 |
| BISCUIT-BAKERY (LOOSE) | 250 GM | 109.17 | 120.00 | 77.50 | 105.00 | 92.50 | 110.00 | 110.00 |
| CORNFLAKS FAUJI 225 GM. | PKT | 180.00 | 180.00 | 180.00 | 180.00 | 193.50 | 180.00 | 216.00 |
| SAMOSA (VEGATABLE) | EACH | 15.00 | 15.63 | 15.00 | 12.75 | 19.11 | 15.00 | 15.00 |
| PASTRY AV.QLTY. | EACH | 32.92 | 33.44 | 37.50 | 32.50 | 30.18 | 33.75 | 35.00 |
| PATTIES (VEGATABLES) | EACH | 27.50 | 28.75 | 21.00 | 27.50 | 31.96 | 30.00 | 20.00 |
| NIMCO | 250 GM | 82.50 | 86.88 | 67.50 | 70.00 | 68.93 | 90.00 | 50.00 |
| CHIPS | 250 GM | 93.33 | 95.00 | 78.75 | 82.50 | 77.32 | 90.00 | 65.00 |
| BEEF WITH BONE AV.QLTY. | KG | 357.92 | 360.00 | 300.00 | 325.00 | 381.96 | 300.00 | 300.00 |
| MUTTON AV.QLTY. | KG | 807.50 | 819.38 | 762.50 | 750.00 | 844.64 | 650.00 | 650.00 |
| CHICKEN FARM BROILER (LIVE) | KG | 130.63 | 146.75 | 141.00 | 127.00 | 125.00 | 132.00 | 139.00 |
| FISH-RAHU MEDIUM SIZE | KG | 265.83 | 308.75 | 275.00 | 265.00 | 289.29 | 245.00 | 290.00 |
| MILK FRESH (UNBOILED) | LTR. | 96.25 | 102.50 | 82.50 | 75.00 | 77.21 | 70.00 | 80.00 |
| CURD | KG. | 107.92 | 116.25 | 87.50 | 80.00 | 83.04 | 80.00 | 100.00 |
| MILK TETRA PACK 1/2 LTR. | PKT. | 65.00 | 65.00 | 65.00 | 65.00 | 65.00 | 60.00 | 60.00 |
| LACTOGEN 400 GRAMS | PKT. | 450.00 | 450.00 | 450.00 | 450.00 | 450.00 | 450.00 | 440.00 |
| POWDER MILK NIDO 400GM. | PKT | 379.49 | 379.49 | 379.49 | 379.49 | 379.48 | 358.97 | 379.49 |
| MILK POWDER LOOSE/PACKED | KG. | 551.67 | 585.00 | 535.00 | 500.00 | 504.29 | 447.50 | 390.00 |
| BUTTER LOCAL PACKED | 50 GM. | 28.00 | 28.00 | 28.00 | 55.00 | 32.00 | 25.00 | 35.00 |
| EGGS FARM | DOZ | 97.50 | 102.50 | 98.00 | 96.00 | 92.00 | 98.00 | 100.00 |
| MUSTARD OIL AV.QLTY. | KG. | 220.00 | 240.00 | 245.00 | 205.00 | 183.93 | 162.50 | 150.00 |
| COOKING OIL (DALDA) | 2.5LTR | 475.00 | 475.00 | 475.00 | 475.00 | 480.00 | 475.00 | 475.00 |
| COOKING OIL (PAKWAN) OTHER BRAND SPECIFY | 2.5 LTR | 374.17 | 380.63 | 372.50 | 387.50 | 458.00 | 400.00 | 420.00 |
| VEGETABLE GHEE TIN | 2.5KG. | 470.00 | 470.00 | 470.00 | 470.00 | 470.00 | 470.00 | 470.00 |
| VEGETABLE GHEE (LOOSE) | KG. | 146.67 | 151.25 | 141.00 | 150.00 | 145.00 | 178.00 | 140.00 |
| DATES AV.QLTY. | KG. | 220.83 | 233.75 | 210.00 | 190.00 | 197.86 | 165.00 | 165.00 |
| PISTACHIO AV.QLTY. | 50 GM. | 122.08 | 131.88 | 117.50 | 125.00 | 117.14 | 140.00 | 90.00 |
| ALMONDS WHOLE AV.QLTY. | KG. | 676.67 | 702.50 | 675.00 | 612.50 | 657.86 | 675.00 | 500.00 |
| COCONUT DRY AV.QLTY. | KG. | 323.33 | 362.50 | 335.00 | 335.00 | 339.29 | 290.00 | 275.00 |
| RAISINS AV.QLTY. | 50 GM. | 24.67 | 26.75 | 23.50 | 22.50 | 27.50 | 18.00 | 25.00 |
| GROUNDNUTS (WITH SHELL) | KG. | 240.83 | 245.00 | 210.00 | 260.00 | 226.79 | 222.50 | 220.00 |
| MALTA/MOSAMBI | DOZ | 0.00 | 0.00 | 0.00 | 0.00 | 0.00 | 0.00 | 0.00 |
| KINNU | DOZ | 0.00 | 0.00 | 0.00 | 0.00 | 0.00 | 0.00 | 0.00 |
| APPLE | KG | 134.17 | 158.75 | 120.00 | 105.00 | 237.86 | 122.50 | 200.00 |
| ALOO BUKHARA | KG | 166.67 | 217.50 | 155.00 | 195.00 | 191.43 | 155.00 | 110.00 |
| POMEGRANATE (ANNAR) | KG | 0.00 | 0.00 | 0.00 | 410.00 | 400.71 | 138.75 | 225.00 |
| GRAPES | KG | 174.17 | 210.00 | 175.00 | 205.00 | 219.29 | 190.00 | 150.00 |
| BANANAS | DOZ | 95.83 | 130.00 | 95.00 | 95.00 | 83.93 | 75.00 | 75.00 |
| MANGO KALMI | KG | 172.50 | 203.13 | 145.00 | 115.00 | 152.86 | 0.00 | 120.00 |
| GUAVA | KG | 117.50 | 137.50 | 75.00 | 85.00 | 96.43 | 55.00 | 80.00 |
| WATERMELON (TURBOOZ) | KG | 0.00 | 0.00 | 0.00 | 0.00 | 0.00 | 0.00 | 0.00 |
| MUSKMELON (KHARBOOZA) | KG | 0.00 | 0.00 | 0.00 | 0.00 | 0.00 | 0.00 | 0.00 |
| SWEETMELON (GARMA) | KG | 68.75 | 78.75 | 65.00 | 75.00 | 53.93 | 77.50 | 60.00 |
| PULSE MASOOR (WHOLE) | KG. | 128.33 | 140.63 | 105.00 | 122.50 | 128.21 | 95.00 | 120.00 |
| PULSE MASOOR (WASHED) | KG. | 128.13 | 139.38 | 117.50 | 125.00 | 129.64 | 103.75 | 140.00 |
| PULSE MOONG (WASHED) | KG. | 129.17 | 139.38 | 112.50 | 125.00 | 113.21 | 105.00 | 120.00 |
| PULSE MASH (WASHED) | KG. | 179.58 | 203.13 | 165.00 | 230.00 | 193.93 | 190.00 | 185.00 |

Contd.

7.11 Intercity Consumer Prices August, 2017

| Description | Unit | Rawalpindi | Islamabad | Attock | Jehlum | Lahore | Sahiwal | Gujran-wala |
|--------------------------------|--------|------------|-----------|--------|--------|--------|---------|-------------|
| PULSE GRAM | KG. | 132.50 | 138.75 | 120.00 | 120.00 | 117.32 | 107.50 | 112.50 |
| GRAM WHOLE BLACK AV.QLTY. | KG. | 141.25 | 150.00 | 112.50 | 115.00 | 117.86 | 107.50 | 100.00 |
| GRAM WHOLE YELLOW AV.QLTY | KG. | 203.33 | 213.13 | 185.00 | 205.00 | 163.93 | 177.50 | 160.00 |
| BEANS (LAL LOBIA) | KG. | 149.17 | 156.25 | 147.50 | 155.00 | 160.71 | 155.00 | 140.00 |
| POTATOES | KG | 46.25 | 50.00 | 40.00 | 41.25 | 38.21 | 40.00 | 40.00 |
| ONION | KG | 52.50 | 56.25 | 25.00 | 45.00 | 46.96 | 40.00 | 47.50 |
| TURNIP | KG | 0.00 | 0.00 | 0.00 | 0.00 | 0.00 | 0.00 | 0.00 |
| RADISH | KG | 0.00 | 0.00 | 0.00 | 0.00 | 0.00 | 0.00 | 0.00 |
| TOMATOES | KG | 53.33 | 66.25 | 25.00 | 45.00 | 63.21 | 55.00 | 40.00 |
| CABBAGE | KG | 0.00 | 0.00 | 0.00 | 0.00 | 0.00 | 0.00 | 0.00 |
| CAULIFLOWER | KG | 0.00 | 0.00 | 0.00 | 0.00 | 0.00 | 0.00 | 0.00 |
| BRINJAL | KG | 50.83 | 65.00 | 50.00 | 55.00 | 43.93 | 35.00 | 55.00 |
| PUMPKIN | KG | 39.58 | 61.25 | 60.00 | 55.00 | 38.21 | 55.00 | 27.50 |
| BOTTLEGOURD | KG | 66.67 | 77.50 | 50.00 | 55.00 | 63.21 | 45.00 | 57.50 |
| LADY FINGER | KG | 59.17 | 70.00 | 50.00 | 55.00 | 81.43 | 72.50 | 60.00 |
| PEAS | KG | 0.00 | 0.00 | 0.00 | 0.00 | 0.00 | 0.00 | 0.00 |
| SPINACH | KG | 0.00 | 0.00 | 0.00 | 0.00 | 0.00 | 0.00 | 0.00 |
| TINDA | KG | 78.33 | 92.50 | 55.00 | 65.00 | 107.86 | 90.00 | 95.00 |
| TURAI | KG | 65.83 | 83.75 | 70.00 | 75.00 | 63.21 | 45.00 | 60.00 |
| KARAILA | KG | 57.08 | 67.50 | 32.50 | 55.00 | 87.86 | 90.00 | 80.00 |
| ARVI | KG | 56.67 | 68.75 | 75.00 | 55.00 | 67.14 | 25.00 | 50.00 |
| CHILLIES GREEN | KG | 79.17 | 108.75 | 40.00 | 85.00 | 85.36 | 60.00 | 80.00 |
| CARROT | KG | 0.00 | 0.00 | 0.00 | 0.00 | 0.00 | 0.00 | 0.00 |
| CUCUMBER (KHEERA) | KG | 66.25 | 76.25 | 70.00 | 55.00 | 79.64 | 70.00 | 75.00 |
| LEMON | 250GM | 53.33 | 56.25 | 40.00 | 45.00 | 43.93 | 25.00 | 30.00 |
| SUGAR REFINED | KG. | 62.75 | 65.63 | 60.00 | 64.50 | 60.64 | 60.00 | 61.00 |
| GUR AV.QLTY | KG. | 98.33 | 110.00 | 92.50 | 100.00 | 93.21 | 67.50 | 80.00 |
| HONEY LANGANESE 500 GM. | BOTTLE | 980.00 | 998.75 | 965.00 | 945.00 | 950.00 | 855.00 | 840.00 |
| MILO 200 GM. | BOTTLE | 235.00 | 235.00 | 235.00 | 240.00 | 216.00 | 220.00 | 166.67 |
| CUSTARD POWDER RAFHAN 300 GM. | PKT | 80.00 | 80.00 | 80.00 | 80.00 | 80.00 | 80.00 | 80.00 |
| TOFFEE (HILAL) | EACH | 2.00 | 2.00 | 2.00 | 2.00 | 2.00 | 1.50 | 1.00 |
| CHOWKELATE CANDY (SMALL SIZE) | EACH | 5.00 | 5.00 | 5.00 | 5.00 | 5.00 | 5.00 | 5.00 |
| SWEETMEAT (MIXED) | KG | 411.67 | 443.75 | 320.00 | 370.00 | 355.71 | 400.00 | 360.00 |
| ICE CREAM WALLS | CUP. | 45.00 | 45.00 | 40.00 | 45.00 | 45.00 | 45.00 | 40.00 |
| ICE | KG | 20.00 | 20.00 | 15.00 | 22.50 | 17.50 | 10.00 | 10.00 |
| JAM AHMED/MITCHELLES | BOTTLE | 140.00 | 140.00 | 140.00 | 140.00 | 140.00 | 140.00 | 125.00 |
| SQUASH-MITCHELLES | BOTTLE | 167.50 | 167.50 | 167.50 | 165.00 | 165.00 | 165.00 | 160.00 |
| ROOH AFZA | BOTTLE | 170.00 | 170.00 | 170.00 | 170.00 | 170.00 | 170.00 | 170.00 |
| JAM-E-SHIREEN | BOTTLE | 180.00 | 180.00 | 180.00 | 180.00 | 180.00 | 185.00 | 180.00 |
| SAUNF | 50 GM | 21.17 | 21.25 | 19.00 | 22.50 | 20.00 | 18.00 | 20.00 |
| CINAMON LOOSE AV. QLTY | 50 GM. | 24.75 | 25.00 | 24.50 | 37.50 | 30.00 | 22.50 | 25.00 |
| CUMINSEED WHITE NATIONAL | 50 GM. | 70.00 | 70.00 | 70.00 | 70.00 | 70.00 | 70.00 | 52.00 |
| PEPPER BLACK NATIONAL | 50 GM. | 110.00 | 110.00 | 100.00 | 110.00 | 110.00 | 110.00 | 110.00 |
| CLOVES LOOSE AV.QLTY | 50 GM. | 85.83 | 86.25 | 87.50 | 105.00 | 89.29 | 80.00 | 100.00 |
| CARDAMOM LARGE LOOSE AV.QLTY | 50 GM. | 117.92 | 128.75 | 117.50 | 165.00 | 155.36 | 125.00 | 95.00 |
| CARDAMOM SMALL AV.QLTY | 50 GM. | 138.75 | 151.88 | 137.50 | 115.00 | 127.86 | 110.00 | 90.00 |
| SALT-POWDERED (LAHOR) LOOSE | KG. | 12.00 | 12.00 | 10.00 | 15.00 | 15.00 | 10.00 | 10.00 |
| SALT POWDERED (NATIONAL/SHAN) | PKT | 25.00 | 25.00 | 25.00 | 25.00 | 25.00 | 25.00 | 25.00 |
| CHILLIES POWD.NATIONAL 200GM | PKT | 120.00 | 120.00 | 120.00 | 120.00 | 120.00 | 105.00 | 105.00 |
| CHILLIES POWDER LOOS | KG. | 252.50 | 307.50 | 270.00 | 250.00 | 227.86 | 205.00 | 240.00 |
| CORRIANDER SEED POWD.NATIONAL | PKT | 104.00 | 104.00 | 104.00 | 104.00 | 104.00 | 104.00 | 105.00 |
| CORRIANDER SEED (LOOSE) | KG. | 274.17 | 280.00 | 255.00 | 275.00 | 251.43 | 190.00 | 195.00 |
| TURMERIC POWD.NATIONAL 50GM | PKT. | 35.00 | 35.00 | 35.00 | 35.00 | 35.00 | 35.00 | 35.00 |
| CURRY POWD. NATIONAL 200 GM | PKT. | 87.00 | 87.00 | 87.00 | 87.00 | 88.00 | 86.00 | 87.00 |
| TOMATO KETCHUP AHMED/MITCHL | BOTTLE | 100.00 | 100.00 | 105.00 | 100.00 | 95.00 | 90.00 | 100.00 |
| PICKLES AHMED/MITCHELLES | BOTTLE | 120.00 | 120.00 | 110.00 | 120.00 | 120.00 | 110.00 | 100.00 |
| VINEGAR SYNTHETIC (SIRKA) | BOTTLE | 100.00 | 100.00 | 77.50 | 95.00 | 80.00 | 90.00 | 70.00 |
| GARLIC | KG | 210.83 | 247.50 | 160.00 | 195.00 | 210.00 | 165.00 | 195.00 |
| GINGER | KG | 215.83 | 245.00 | 160.00 | 205.00 | 196.43 | 188.75 | 180.00 |
| TAPAL DANEDAR TEA 200GM PACKET | PKT | 178.95 | 178.95 | 178.95 | 178.95 | 179.00 | 178.94 | 178.94 |
| TEA LIPTON YELLOW LABEL 200GM. | PKT. | 178.95 | 178.95 | 205.06 | 178.95 | 205.26 | 178.94 | 205.26 |

Contd.

7.11 Intercity Consumer Prices August, 2017

| Description | Unit | Rawalpindi | Islamabad | Attock | Jehlum | Lahore | Sahiwal | Gujran-wala |
|--------------------------------------|--------|------------|-----------|---------|---------|---------|---------|-------------|
| TEA LOOSE KENYA AV.QLTY 250GM. | PKT. | 187.50 | 190.00 | 195.00 | 170.00 | 116.07 | 181.25 | 160.00 |
| COFFEE-NESCAFE 75 GM. ** | BOTTLE | 372.50 | 375.00 | 375.00 | 385.00 | 370.00 | 330.00 | 350.00 |
| COLD DRINK (STANDARD SIZ) | BOTTLE | 27.50 | 27.50 | 25.00 | 25.00 | 20.00 | 25.00 | 25.00 |
| FRUIT JUICE TETRA PACK | PKT. | 20.00 | 20.00 | 15.00 | 17.50 | 20.00 | 20.00 | 20.00 |
| MINERAL WATER NESTLE 1.5 LTR | BOTTLE | 50.00 | 50.00 | 50.00 | 50.00 | 50.00 | 50.00 | 45.00 |
| CIGARETTES K-2 10'S ** | PKT | 50.00 | 50.00 | 50.00 | 50.00 | 50.00 | 50.00 | 50.00 |
| CIGARETTES CAPSTAN 10'S ** | PKT | 50.00 | 50.00 | 50.00 | 50.00 | 50.00 | 50.00 | 50.00 |
| CIGARETTES GOLD LEAF 20'S | PKT | 135.00 | 135.00 | 135.00 | 135.00 | 135.00 | 130.00 | 140.00 |
| CIGARETTES MORVEN GOLD 20'S | PKT | 50.00 | 50.00 | 50.00 | 50.00 | 50.00 | 50.00 | 50.00 |
| BETEL LEAVES | 50GM. | 112.08 | 118.13 | 107.50 | 115.00 | 77.50 | 60.00 | 75.00 |
| BETEL NUTS | KG. | 780.83 | 803.75 | 745.00 | 405.00 | 355.00 | 355.00 | 420.00 |
| LONG CLOTH 57" GUL AHMED/AL-KARAM | METER | 205.00 | 215.00 | 205.00 | 280.00 | 267.14 | 245.00 | 135.00 |
| SHIRTING AV.QLTY. | METER | 190.00 | 210.00 | 195.00 | 210.00 | 156.43 | 317.50 | 170.00 |
| PANT CLOTH W & WEAR AV.QLTY | METER | 462.50 | 456.25 | 462.50 | 455.00 | 332.14 | 525.00 | 335.00 |
| LAWN PRINTED GUL AHMED/AL-KARAM | METER | 270.00 | 287.50 | 267.50 | 285.00 | 306.43 | 397.50 | 205.00 |
| GEORGETTE AV.QLTY | METER | 152.50 | 155.00 | 152.50 | 145.00 | 136.43 | 146.25 | 132.50 |
| LINEN AV.QLTY *** | METER | 163.33 | 170.00 | 165.00 | 165.00 | 173.93 | 237.50 | 105.00 |
| HEAVY WT SUITING LAWERNCPUR AVG QLTY | METER | 1841.67 | 1875.00 | 1825.00 | 1875.00 | 1475.00 | 1225.00 | 1050.00 |
| HEAVY WT SUITING LAWERNCPUR SUP QLTY | METER | 2283.33 | 2337.50 | 2275.00 | 2275.00 | 2375.00 | 1437.50 | 2350.00 |
| TROPICAL SUITING LAW.PUR | METER | 1683.33 | 1725.00 | 1675.00 | 1675.00 | 1375.00 | 1175.00 | 925.00 |
| PANT BOY 24"/26" LENGTH. | EACH | 598.33 | 637.50 | 612.50 | 637.50 | 381.79 | 897.50 | 712.50 |
| SHIRT BOY 24"/26" LENGTH | EACH | 435.42 | 446.88 | 437.50 | 475.00 | 363.57 | 690.00 | 450.00 |
| SCHOOL UNI. PANT,SHIRT BOYS | SUIT | 560.00 | 603.13 | 575.00 | 560.00 | 728.57 | 725.00 | 975.00 |
| SCHOOL UNI. KAMEEZ,SHAL.BOYS | SUIT | 557.92 | 603.13 | 565.00 | 482.50 | 574.64 | 525.00 | 925.00 |
| SCHOOL UNI. KAMEEZ,SHAL.GIRL | SUIT | 525.00 | 537.50 | 525.00 | 455.00 | 610.71 | 475.00 | 925.00 |
| FROCK W/WEAR GIRLS | EACH | 2425.00 | 2487.50 | 2450.00 | 1325.00 | 1135.71 | 1450.00 | 925.00 |
| AWAMI-SUIT W & W(BOY) 24"/26 | SUIT | 2087.50 | 2137.50 | 2050.00 | 1450.00 | 1078.57 | 1740.00 | 1125.00 |
| AWAMI-SUIT W&W (GENTS)AV.QLTY | SUIT | 2012.50 | 2093.75 | 2100.00 | 1900.00 | 1178.57 | 1794.25 | 1125.00 |
| PULLOVER GENTS OXFORD/BON. | EACH | 3250.00 | 3250.00 | 3250.00 | 3145.00 | 2890.00 | 3250.00 | 3000.00 |
| PULLOVER LADIES OXFORD/BON. | EACH | 3250.00 | 3250.00 | 3250.00 | 3145.00 | 2970.00 | 2850.00 | 2950.00 |
| PULLOVER (GENTS) OTHERS A.QTY | EACH | 1187.50 | 1200.00 | 1100.00 | 1025.00 | 967.86 | 1050.00 | 550.00 |
| SECOND-HAND COAT FOR MEN | EACH | 658.33 | 500.00 | 525.00 | 487.50 | 687.50 | 350.00 | 600.00 |
| SECONDHAND SWEETER FOR MEN DUP QLTY | EACH | 391.67 | 0.00 | 325.00 | 190.00 | 525.00 | 275.00 | 600.00 |
| SECONDHAND WINTER JACKET | EACH | 716.67 | 0.00 | 575.00 | 505.00 | 685.71 | 375.00 | 650.00 |
| UNDERWEAR AV.QLTY MEDIUM SIZE | EACH | 210.83 | 215.00 | 175.00 | 182.50 | 157.86 | 175.00 | 125.00 |
| VEST FOR MEN AV.QLTY. | EACH | 215.83 | 215.00 | 175.00 | 182.50 | 166.07 | 170.00 | 125.00 |
| VEST/SHAMEEZ (WOMEN) AVG. QLTY | EACH | 213.33 | 220.00 | 205.00 | 145.00 | 228.57 | 190.00 | 142.50 |
| SOCKS NYLON (PAKISTANI) | PAIR | 110.00 | 118.75 | 77.50 | 87.50 | 105.00 | 95.00 | 110.00 |
| BRASSIER AV.QLTY. | EACH | 251.67 | 261.25 | 210.00 | 105.00 | 167.86 | 210.00 | 165.00 |
| BRASSIER SUP QLTY | EACH | 586.25 | 629.38 | 575.00 | 305.00 | 950.00 | 500.00 | 335.00 |
| DOPATTA GEORGETTE AV.QLTY. | EACH | 350.00 | 362.50 | 340.00 | 325.00 | 317.86 | 315.00 | 275.00 |
| DOPATTA COTTON AV GLTY | EACH | 341.25 | 362.50 | 290.00 | 225.00 | 205.36 | 225.00 | 185.00 |
| CHADDAR (WWEAR) (2x2.5 MTR) | EACH | 392.92 | 418.75 | 387.50 | 412.50 | 423.21 | 375.00 | 375.00 |
| LUNGI/DHOTI(COTTON) AVG. QLTY | EACH | 506.67 | 528.13 | 512.50 | 215.00 | 250.71 | 375.00 | 212.50 |
| HANDKERCHIEF AVG. QLTY PAK | EACH | 38.75 | 42.50 | 37.50 | 35.00 | 28.21 | 50.00 | 50.00 |
| HANDKERCHIEF SUP. QLTY PAK | EACH | 55.83 | 64.38 | 50.00 | 55.00 | 50.00 | 75.00 | 75.00 |
| GLOVES AV QLTY | PAIR | 155.00 | 157.50 | 155.00 | 155.00 | 79.64 | 120.00 | 105.00 |
| AZARBAND COTTON AVG. QLTY | EACH | 22.50 | 22.50 | 17.50 | 25.00 | 21.96 | 20.00 | 25.00 |
| SEWING THREAD/REEL(ASLI PARI) | EACH | 9.00 | 9.00 | 7.50 | 9.00 | 7.00 | 6.00 | 6.00 |
| WASHING CHARGES PAINT & SHIRT | SUIT | 94.58 | 105.00 | 110.00 | 175.00 | 82.50 | 165.00 | 170.00 |
| DRY CLEANING SUIT COAT PANT | SUIT | 612.50 | 682.50 | 335.00 | 475.00 | 419.64 | 425.00 | 475.00 |
| WASHING CH. (KAMIZ-SHALWAR) | PAIR | 92.92 | 94.38 | 75.00 | 95.00 | 60.36 | 90.00 | 125.00 |
| TAILORING SHIRT | EACH | 550.00 | 737.50 | 475.00 | 625.00 | 489.29 | 500.00 | 400.00 |
| TAILORING CHARGES PANT (MEN) | EACH | 1000.00 | 1200.00 | 750.00 | 950.00 | 678.57 | 900.00 | 500.00 |
| TAILORING COAT-PANT SUIT | SUIT | 3916.67 | 5131.25 | 4100.00 | 3750.00 | 4464.29 | 5000.00 | 3100.00 |
| TAILORING AWAMI-SUIT (MALE) | SUIT | 783.33 | 925.00 | 637.50 | 750.00 | 639.29 | 725.00 | 600.00 |
| TAILORING SUIT FEMALE | SUIT | 666.67 | 837.50 | 575.00 | 650.00 | 589.29 | 525.00 | 500.00 |
| GENTS SHOES PAUL BATA | PAIR | 1199.00 | 1199.00 | 1199.00 | 1199.00 | 1299.00 | 1199.00 | 1199.00 |
| GENTS SANDAL BATA | PAIR | 699.00 | 699.00 | 699.00 | 699.00 | 699.00 | 699.00 | 699.00 |
| GENTS SPOUNG CHAPPAL BATA | PAIR | 199.00 | 199.00 | 199.00 | 199.00 | 199.00 | 199.00 | 199.00 |
| LADIES SANDAL BATA | PAIR | 499.00 | 499.00 | 499.00 | 499.00 | 499.00 | 499.00 | 499.00 |

Contd.

7.11 Intercity Consumer Prices August, 2017

| Description | Unit | Rawalpindi | Islamabad | Attock | Jehlum | Lahore | Sahiwal | Gujran-wala |
|--|---------|------------|-----------|----------|----------|----------|----------|-------------|
| LADIES SPOUNG CHAPPAL BATA | PAIR | 179.00 | 179.00 | 179.00 | 179.00 | 179.00 | 179.00 | 179.00 |
| CHILD SHOE POWER LITE BATA | PAIR | 599.00 | 599.00 | 599.00 | 599.00 | 599.00 | 599.00 | 599.00 |
| GENTS SHOE, ART 1109 SERVICE | PAIR | 999.00 | 999.00 | 999.00 | 999.00 | 999.00 | 999.00 | 999.00 |
| NYLON JOGGER 27 SIZE 2-5 *** | PAIR | 1299.00 | 1299.00 | 1299.00 | 1299.00 | 1299.00 | 1299.00 | 1299.00 |
| CHINA FOOT WEAR AV. QLTY (MALE) * | PAIR | 1029.17 | 1106.25 | 950.00 | 975.00 | 742.86 | 450.00 | 500.00 |
| CHINA FOOT WEAR AV. QLTY (FEMALE) * | PAIR | 925.00 | 1543.75 | 925.00 | 825.00 | 637.50 | 500.00 | 450.00 |
| CHINA FOOT WEAR AV. QLTY (CHILDREN) * | PAIR | 875.00 | 931.25 | 725.00 | 825.00 | 483.93 | 425.00 | 400.00 |
| SHOE REPAIR HALF SOLE | PAIR | 132.50 | 144.38 | 115.00 | 135.00 | 106.43 | 100.00 | 120.00 |
| SHOES POLISH CHARGES AVERAGE SHOP | PAIR | 20.00 | 22.50 | 27.50 | 20.00 | 20.00 | 20.00 | 15.00 |
| HOUSE RENT (combined) | MONTH | 15288.83 | 49960.47 | 4346.15 | 6676.11 | 13064.89 | 8410.08 | 6222.00 |
| rent 2 | pm | 15288.83 | 49960.47 | 4346.15 | 6676.11 | 13064.89 | 8410.08 | 6222.00 |
| RENT3 | PM | 15288.83 | 49960.47 | 4346.15 | 6676.11 | 13064.89 | 8410.08 | 6222.00 |
| RENT4 | PM | 15288.83 | 49960.47 | 4346.15 | 5191.78 | 13064.89 | 8410.08 | 6222.00 |
| RENT5 | PM | 15288.83 | 49960.47 | 4346.15 | 6676.11 | 13064.89 | 8410.08 | 6222.00 |
| RENT6 | PM | 15288.83 | 49960.47 | 4346.15 | 6676.11 | 13064.89 | 8410.08 | 6222.00 |
| SYNTHETIC ENEMAL ROBIALAC BALTI 3.64 LTR. | EACH | 1840.00 | 1840.00 | 1850.00 | 1805.00 | 2258.00 | 1700.00 | 1700.00 |
| SYNTHETIC ENEMAL ICI BALTI 3.64 LTR. | EACH | 1890.00 | 1890.00 | 1900.00 | 2150.00 | 2190.00 | 2138.00 | 2138.00 |
| CEMENT (LOCAL) SPECIFY BRAND NAME | BAG | 545.00 | 545.00 | 535.00 | 540.00 | 565.00 | 540.00 | 560.00 |
| BRICKS (NEW) IST CLASS | P/1000 | 10750.00 | 10750.00 | 7850.00 | 7250.00 | 8400.00 | 6650.00 | 8950.00 |
| CEMENT BLOCKS (6"x8"x12") | P/100 | 4100.00 | 0.00 | 2725.00 | 0.00 | 0.00 | 0.00 | 0.00 |
| BAJREE | 100CFT | 5250.00 | 5250.00 | 4750.00 | 4250.00 | 6400.00 | 5500.00 | 6000.00 |
| SAND (BLACK PIT SAND) | K100CFT | 3050.00 | 3050.00 | 1675.00 | 2295.00 | 2650.00 | 3250.00 | 2550.00 |
| TIMBER SHESHAM LOG IST QUALITY | cubmt. | 78574.00 | 78574.00 | 78575.00 | 76809.00 | 97996.50 | 74151.00 | 50323.50 |
| IRON BAR (M.S. BAR) 1/2" | P/TON | 77000.00 | 77000.00 | 76250.00 | 74500.00 | 77750.00 | 79125.00 | 77000.00 |
| CARPENTER WAGE RATE | P/DAY | 1250.00 | 1250.00 | 825.00 | 950.00 | 830.36 | 775.00 | 825.00 |
| MASON (RAJ) WAGE RATE | P/DAY | 1250.00 | 1250.00 | 875.00 | 950.00 | 926.79 | 775.00 | 1050.00 |
| UNSKILLED LABOUR WAGE RATE | P/DAY | 750.00 | 800.00 | 625.00 | 600.00 | 600.00 | 500.00 | 650.00 |
| PLUMBER WAGE RSTE | P/DAY | 1250.00 | 1250.00 | 875.00 | 950.00 | 826.79 | 0.00 | 800.00 |
| ELECTICIAN WAGE RATE PER DAY ** | P/DAY | 0.00 | 0.00 | 0.00 | 0.00 | 828.57 | 0.00 | 750.00 |
| ELECTICIAN WAGE RATE PER POINT ** | P/PNT | 195.00 | 202.50 | 135.00 | 170.00 | 152.50 | 137.50 | 140.00 |
| WATER CHARGES PER HOUSE | P/MONTH | 161.50 | 98.00 | 120.00 | 100.00 | 325.00 | 30.00 | 100.00 |
| ELECT.CHARGES UPTO 50 UNITS | P/UNIT | 2.00 | 2.00 | 2.00 | 2.00 | 2.00 | 2.00 | 2.00 |
| ELECT.CHARGES 01 - 100 UNIT | P/UNIT | 6.18 | 6.18 | 6.18 | 6.18 | 6.18 | 6.18 | 6.18 |
| ELECT.CHARGES 101 - 300 UNIT | P/UNIT | 9.54 | 9.54 | 9.54 | 9.54 | 9.54 | 9.54 | 9.54 |
| ELECT.CHARGES 301 - 1000 UNIT | P/UNIT | 16.39 | 16.39 | 16.39 | 16.39 | 16.39 | 16.39 | 16.39 |
| ELECT.CHARGES ABOVE 1000 UNIT | P/UNIT | 18.39 | 18.39 | 18.39 | 18.39 | 18.39 | 18.39 | 18.39 |
| ELEC | PM | 10.50 | 10.50 | 10.50 | 10.50 | 10.50 | 10.50 | 10.50 |
| GAS CHRg upto 3.3719 MMBTU | MMBTU | 128.70 | 128.70 | 128.70 | 128.70 | 128.70 | 128.70 | 128.70 |
| GAS CHRg 3.3719 - 6.7438 MMBTU | MMBTU | 257.40 | 257.40 | 257.40 | 257.40 | 257.40 | 257.40 | 257.40 |
| GAS CHRg 6.7438 - 10.1157 MMBTU | MMBTU | 257.40 | 257.40 | 257.40 | 257.40 | 257.40 | 257.40 | 257.40 |
| GAS CHRg10.1157 - 13.4876 MMBTU | MMBTU | 702.00 | 702.00 | 702.00 | 702.00 | 702.00 | 702.00 | 702.00 |
| GAS | PM | 702.00 | 702.00 | 702.00 | 702.00 | 702.00 | 702.00 | 702.00 |
| GAS | PM | 409.50 | 409.50 | 409.50 | 409.50 | 409.50 | 409.50 | 409.50 |
| KEROSENE OIL | LTR | 95.00 | 98.75 | 97.50 | 85.00 | 95.00 | 95.00 | 75.00 |
| FIREWOOD WHOLE | 40 KG. | 741.67 | 785.00 | 510.00 | 650.00 | 762.86 | 475.00 | 675.00 |
| CHAIR SHESHAM WOOD WITH ARMS ** | EACH | 3650.00 | 3737.50 | 3300.00 | 3250.00 | 4392.86 | 3250.00 | 2250.00 |
| CHAIR PLASTIC (CHAIRMAN) AVERAGE QUALITY | EACH | 725.00 | 725.00 | 725.00 | 825.00 | 925.00 | 775.00 | 800.00 |
| TABLE SHESHAM WOOD (4X2X5") *** | EACH | 6175.00 | 6337.50 | 6250.00 | 4250.00 | 14250.00 | 6500.00 | 10250.00 |
| SOFASET WOODEN WITH FOAM SEAT ** | SET | 23666.67 | 24875.00 | 23000.00 | 16250.00 | 24785.71 | 23000.00 | 20000.00 |
| COT IRON (WITH NIWAR)AV.QLTY. | EACH | 2562.50 | 2687.50 | 2350.00 | 1650.00 | 2800.00 | 2400.00 | 1900.00 |
| ALMIRAH (STEEL) 6'X3' 20 GUAGE | EACH | 9500.00 | 10000.00 | 9750.00 | 8050.00 | 10964.29 | 12000.00 | 9300.00 |
| DINNING TABLE 6 CHAIRS A.QLTY | SET | 22791.67 | 25187.50 | 23000.00 | 21250.00 | 23785.71 | 30000.00 | 25000.00 |
| SINGLE BED WITHOUT FOAM MED. | EACH | 5575.00 | 5612.50 | 5250.00 | 5250.00 | 10821.43 | 10500.00 | 10000.00 |
| MATRESS SINGLE(4" THICK) | EACH | 5700.00 | 5675.00 | 5700.00 | 5000.00 | 6200.00 | 6262.50 | 5200.00 |
| FARSHI DARI 12'X9' AV.QLTY | EACH | 2212.50 | 2293.75 | 2250.00 | 1225.00 | 1607.14 | 1200.00 | 925.00 |
| DARI COTTON (6'x2 1/2') AV.QL | EACH | 991.67 | 1006.25 | 975.00 | 437.50 | 459.64 | 1000.00 | 450.00 |
| CARPET PLAIN AV. QLTY | SQFT. | 28.92 | 29.00 | 25.50 | 32.50 | 37.50 | 36.50 | 35.00 |
| QUILT (LIHAF) 3 KG. COTTON | EACH | 1233.33 | 1293.75 | 1100.00 | 825.00 | 1407.14 | 1200.00 | 1075.00 |
| BLANKET (90" x 54") | EACH | 4191.67 | 4275.00 | 3550.00 | 3050.00 | 5000.00 | 3800.00 | 2900.00 |
| BEDSHEET SINGLE BED SUP.QLTY | EACH | 614.58 | 646.88 | 575.00 | 487.50 | 639.29 | 600.00 | 475.00 |
| BED SHEET DOUBLE WITH TWO PILLOW COVERS SUP QLTY | SET | 1295.83 | 1375.00 | 1325.00 | 1050.00 | 1160.71 | 1075.00 | 1150.00 |

Contd.

7.11 Intercity Consumer Prices August, 2017

| Description | Unit | Rawalpindi | Islamabad | Attock | Jehlum | Lahore | Sahiwal | Gujranwala |
|--|--------|------------|-----------|----------|----------|----------|----------|------------|
| TOWEL(3'x2') AV. QALTY | EACH | 413.75 | 427.50 | 390.00 | 287.50 | 323.93 | 350.00 | 175.00 |
| CEILING FAN 48" SUPER QLTY ** | EACH | 3275.00 | 3275.00 | 3275.00 | 2900.00 | 2950.00 | 3695.00 | 2700.00 |
| PEDESTAL FAN 22" SUPER QLTY | EACH | 3675.00 | 3675.00 | 4250.00 | 3950.00 | 4350.00 | 5495.00 | 4500.00 |
| REFG. DAWLENCE 10 CFT. D.DOOR | EACH | 32500.00 | 32500.00 | 32500.00 | 32500.00 | 36000.00 | 30400.00 | 31000.00 |
| D-FREEZER WAVES 8 CFT. | EACH | 30900.00 | 30900.00 | 30900.00 | 30900.00 | 28000.00 | 31250.00 | 31000.00 |
| AIRCONDITIONER 1.5 TON PEL | EACH | 41000.00 | 41000.00 | 41000.00 | 42400.00 | 45000.00 | 42000.00 | 48000.00 |
| SPLIT AIR CONDITIONER 1.5 TON (SPECIFY BRAND NAME) | EACH | 44000.00 | 44000.00 | 44000.00 | 47300.00 | 48000.00 | 42000.00 | 43000.00 |
| AIRCooler SUPER ASIA | EACH | 12250.00 | 12250.00 | 12000.00 | 15250.00 | 15000.00 | 10000.00 | 14250.00 |
| WASHING MACHINE SINGER | EACH | 17000.00 | 17000.00 | 17400.00 | 17000.00 | 17000.00 | 17000.00 | 17000.00 |
| SEWING MACHINE(SINGER) | EACH | 7400.00 | 7400.00 | 7400.00 | 7400.00 | 7400.00 | 7100.00 | 7200.00 |
| GIZER LARGE SIZE 30 GALLON CAPACITY SUP QLTY | EACH | 23400.00 | 23400.00 | 23400.00 | 14750.00 | 22950.00 | 22900.00 | 15250.00 |
| GAS BURNER DOUBLE SPFY.BRAND | EACH | 2016.67 | 2150.00 | 1950.00 | 1950.00 | 2078.57 | 1450.00 | 1250.00 |
| ELECT. IRON PHILIPS MDL.1120 | EACH | 2100.00 | 2100.00 | 1900.00 | 1975.00 | 1300.00 | 2750.00 | 2200.00 |
| ELECTRIC JUICER FOR APPLE | EACH | 8025.00 | 8175.00 | 7650.00 | 7750.00 | 13000.00 | 9250.00 | 4500.00 |
| S.STEEL DEGHCHI MEDIUM SIZE *** | EACH | 787.08 | 800.00 | 775.00 | 612.50 | 733.93 | 475.00 | 1185.00 |
| ALUMINIUM COOKING PAN (DEGCHI) MED SIZE | EACH | 702.08 | 731.25 | 625.00 | 575.00 | 664.29 | 525.00 | 900.00 |
| NON STICK COOKING PAN (DEGCHI) SUP. QLTY | EACH | 1229.17 | 1250.00 | 1150.00 | 975.00 | 1175.00 | 1125.00 | 1550.00 |
| FRYING PAN STEEL AVG. QLTY MED. SIZE | EACH | 537.50 | 537.50 | 525.00 | 375.00 | 630.36 | 500.00 | 575.00 |
| TAWA IORN (MEDIUM SIZE) AVG. QLTY | EACH | 280.42 | 346.25 | 310.00 | 255.00 | 555.36 | 475.00 | 412.50 |
| S.STEEL PLATE A.QLTY.(M.SIZE) | EACH | 95.83 | 95.00 | 105.00 | 57.50 | 85.36 | 77.50 | 110.00 |
| TABLE SPOON S.STEEL SUP.QLTY. | DOZEN | 411.67 | 411.88 | 410.00 | 375.00 | 412.50 | 475.00 | 575.00 |
| WATER SET JUG+6 GLASSES (OMROC) | SET | 455.83 | 460.00 | 435.00 | 410.00 | 730.36 | 460.00 | 380.00 |
| TEA SET PAK. CHINAWARE 21 PCS. | SET | 2633.33 | 2650.00 | 2650.00 | 2175.00 | 1557.14 | 2150.00 | 1800.00 |
| DINNER SET PLASTIC 72 PIECES SUPERIOR QLTY | SET | 7575.00 | 7831.25 | 7500.00 | 5250.00 | 5785.71 | 6450.00 | 5900.00 |
| HOTPOT SET PLASTIC 3 PCS. | SET | 1754.17 | 1775.00 | 1775.00 | 1525.00 | 1510.71 | 1250.00 | 1500.00 |
| BUCKET(BALTI) PLASTIC MED.SIZ | EACH | 257.50 | 273.75 | 245.00 | 340.00 | 478.57 | 250.00 | 290.00 |
| LOTA PLASTIC (MED SIZE) AVERAGE QUALITY | EACH | 62.92 | 73.13 | 42.50 | 45.00 | 65.00 | 75.00 | 50.00 |
| PRESURE COOKER 4 LTR. | EACH | 1825.00 | 1831.25 | 1575.00 | 1850.00 | 1540.00 | 1125.00 | 1750.00 |
| WATER COOLER 9/10 LTR.PLASTIC *** | EACH | 605.42 | 625.00 | 475.00 | 512.50 | 575.00 | 675.00 | 650.00 |
| THERMOS STARVAC 1 LTR | EACH | 487.50 | 525.00 | 525.00 | 437.50 | 625.00 | 475.00 | 650.00 |
| BULB PHILIPS 100-WATTS | EACH | 35.00 | 35.00 | 30.00 | 35.00 | 35.00 | 33.50 | 30.00 |
| TUBE LIGHT PHILIPS 40 WATTS | EACH | 100.00 | 100.00 | 100.00 | 110.00 | 100.00 | 95.00 | 95.00 |
| ELECTRIC BLUBS "0" WATTE LOCAL | EACH | 27.50 | 27.50 | 30.00 | 25.00 | 20.00 | 25.00 | 20.00 |
| ELECTRIC BLUB ENERGY SAVER 14 WATTS | EACH | 167.50 | 167.50 | 165.00 | 167.50 | 170.00 | 160.00 | 155.00 |
| WASHING SOAP 250 GMS SPECIFY BRAND NAME | EACH | 40.00 | 40.00 | 40.00 | 40.00 | 40.00 | 40.00 | 40.00 |
| SURF EXCEL 400 GMS POLY BAG | EACH | 104.00 | 104.00 | 104.00 | 104.00 | 130.00 | 104.00 | 130.00 |
| WASHING POWDER 1000 GRM | EACH | 155.00 | 155.00 | 155.00 | 155.00 | 155.00 | 155.00 | 155.00 |
| WASHING POWDER (WHEEL/ BONUS) 100 GRAMS | EACH | 125.00 | 125.00 | 125.00 | 125.00 | 90.00 | 95.00 | 90.00 |
| CLEANSER POWDER VIM 1000 GM | PKT. | 83.33 | 83.33 | 83.33 | 83.33 | 83.00 | 83.33 | 83.33 |
| FINIS 500 ML | BOTTLE | 250.00 | 250.00 | 250.00 | 250.00 | 287.50 | 218.00 | 193.75 |
| PHNYLE TYPHONE/FINIS/CARRANITE 3 LITRES | BOTTLE | 180.00 | 180.00 | 180.00 | 180.00 | 155.00 | 160.00 | 140.00 |
| HARPIC | BOTTLE | 155.00 | 155.00 | 155.00 | 155.00 | 155.00 | 155.00 | 155.00 |
| BOOT POLISH CHERRY/KIWI 50ML | EACH | 136.90 | 136.90 | 136.90 | 136.90 | 115.00 | 127.77 | 136.90 |
| ROBIN BLUE (35 GRAMS) | PKT. | 60.00 | 60.00 | 60.00 | 60.00 | 60.00 | 55.00 | 55.00 |
| TISSU PAPER PERFUMED 100 PCS. | PKT | 115.00 | 115.00 | 115.00 | 115.00 | 140.00 | 110.00 | 115.00 |
| TOILET PAPER ROLL (R.PETEL) | P/ROLL | 45.00 | 45.00 | 40.00 | 45.00 | 45.00 | 45.00 | 40.00 |
| BOOT POLISH LIQUID CHEERY BLOSSOM KIWI 75 ML | BOTTLE | 160.00 | 160.00 | 160.00 | 160.00 | 150.00 | 160.00 | 140.00 |
| MATCH BOX SMALL | EACH | 2.00 | 2.00 | 2.00 | 2.00 | 2.00 | 2.00 | 2.00 |
| DRY CELL 1.5 VOLT(LOCAL) | EACH | 30.00 | 30.00 | 30.00 | 27.50 | 40.00 | 40.00 | 20.00 |
| HAND STITCHING NEEDLE M.SIZE | PACKET | 10.00 | 10.00 | 7.75 | 9.00 | 7.50 | 10.00 | 5.00 |
| SEWING MACHINE NEEDLE (SINGER) | EACH | 5.00 | 5.00 | 5.00 | 5.00 | 10.00 | 5.00 | 6.00 |
| HOUSEHOLD SERVANT FEMALE P/T | P/MNTH | 2058.33 | 2175.00 | 1450.00 | 1750.00 | 1878.57 | 1500.00 | 1550.00 |
| MARRIAGE HALL WITH FURNITURE | P/HEAD | 165.00 | 172.50 | 135.00 | 145.00 | 157.86 | 150.00 | 115.00 |
| SEPTRAN TABLETS | 10TAB. | 19.30 | 19.30 | 19.30 | 19.30 | 19.30 | 20.00 | 20.00 |
| BRUFEN TABS 200-MG. | 10TAB. | 8.90 | 8.90 | 8.91 | 10.00 | 8.90 | 10.00 | 10.00 |
| PANADOL TAB. EXTRA/PLAIN | 10TAB. | 12.00 | 12.00 | 12.00 | 12.00 | 12.00 | 12.00 | 12.00 |
| DISPRIN TAB. | 10TAB. | 13.00 | 13.00 | 13.00 | 13.00 | 13.00 | 12.80 | 12.40 |
| TRISIL TAB. | 10 TAB | 10.00 | 10.00 | 10.00 | 10.00 | 10.00 | 10.00 | 10.00 |
| FLAGYL TAB. 200 MG. | 10TAB. | 10.00 | 10.00 | 10.00 | 10.00 | 10.00 | 10.00 | 10.00 |
| VENTOLIN TAB. 2MG. | 10TAB. | 9.92 | 9.92 | 9.92 | 9.92 | 12.00 | 10.00 | 10.00 |
| DAONIL TAB. 5 MG. | 10TAB. | 16.94 | 16.94 | 16.83 | 16.94 | 17.00 | 16.90 | 17.00 |

Contd.

7.11 Intercity Consumer Prices August, 2017

| Description | Unit | Rawalpindi | Islamabad | Attock | Jehlum | Lahore | Sahiwal | Gujranwala |
|--|---------|------------|------------|------------|------------|------------|------------|------------|
| ENTOX TAB. | 10TAB. | 15.00 | 15.00 | 15.00 | 15.00 | 15.00 | 15.00 | 15.00 |
| RENITEC TAB. 5 MG. | 10TAB. | 58.50 | 58.50 | 58.50 | 58.50 | 58.50 | 60.00 | 58.50 |
| CAC. 1000 TAB | BOTTLE | 124.44 | 124.44 | 124.44 | 124.40 | 124.00 | 124.44 | 124.44 |
| AMOXIL CAPSOLE 250 MG.S | 10CAP. | 35.70 | 35.70 | 35.70 | 35.70 | 35.70 | 36.50 | 35.00 |
| CALCIUM SYRUP SANDOZ | BOTTLE | 64.00 | 64.00 | 64.00 | 64.00 | 64.00 | 64.00 | 64.00 |
| LEDERPLEX SYRUP | BOTTLE | 52.74 | 52.74 | 52.74 | 52.74 | 52.00 | 52.74 | 52.74 |
| SANCOS SYRUP (50 ML.) | BOTTLE | 27.50 | 27.50 | 27.50 | 27.50 | 30.00 | 30.00 | 30.00 |
| PHENERGAN SYRUP 120 ML. | BOTTLE | 33.00 | 33.00 | 33.00 | 33.00 | 33.00 | 34.00 | 34.50 |
| CALPOL SYRUP 60 ML. | BOTTLE | 28.39 | 28.39 | 28.39 | 28.39 | 28.39 | 28.00 | 28.00 |
| HYDRYLLIN SYRUP 120 ML. | BOTTLE | 69.00 | 69.00 | 69.00 | 69.00 | 69.00 | 69.00 | 69.00 |
| POLYFAX EYE OINTMENT | TUBE | 21.00 | 21.00 | 21.00 | 21.00 | 21.00 | 21.60 | 21.00 |
| BETNESOL EYE DROPS | BOTTLE | 33.89 | 33.89 | 33.89 | 33.89 | 33.89 | 33.89 | 33.89 |
| EAR DROPS (CARDISPORINE) *** | BOTTLE | 21.42 | 21.42 | 21.42 | 21.42 | 25.00 | 21.00 | 21.00 |
| BETNOVATE-N OINTMENT 5 GMS | TUBE | 16.68 | 16.68 | 16.68 | 16.68 | 16.65 | 16.67 | 16.67 |
| BURNOL CREAM 30 GRM | TUBE | 55.42 | 55.42 | 55.42 | 55.42 | 55.45 | 55.48 | 55.42 |
| VICKS VAPORUB/BALM | BOTTLE | 36.00 | 36.00 | 36.00 | 36.00 | 36.00 | 36.00 | 36.00 |
| GLYCRINE SMALL BOTTLE | BOTTLE | 30.00 | 30.00 | 30.00 | 27.50 | 35.00 | 25.00 | 17.00 |
| JOUHAR JOSHANDA | PKT. | 10.00 | 10.00 | 10.00 | 10.00 | 10.00 | 10.00 | 10.00 |
| GALXOS-D (450 GRMS) | PKT. | 157.50 | 157.50 | 157.50 | 168.75 | 157.50 | 157.50 | 157.50 |
| GRIFE-WATER WOODWARDS | BOTTLE | 55.00 | 55.00 | 60.00 | 60.00 | 60.00 | 60.00 | 55.00 |
| SANIPLAST ONE PUTTY | EACH | 2.00 | 2.00 | 2.00 | 2.00 | 2.00 | 1.50 | 2.00 |
| O.R.S. (NIMCOL) | PKT. | 18.00 | 18.00 | 18.00 | 18.00 | 18.00 | 17.00 | 18.00 |
| DETTOL (MEDIUM) | BOTTLE | 80.00 | 80.00 | 80.00 | 80.00 | 80.00 | 80.00 | 65.00 |
| COTTON BANDAGE 2" - 4" | EACH | 9.00 | 9.00 | 8.00 | 9.00 | 8.00 | 9.00 | 7.00 |
| THERMOMETER CHINA | EACH | 50.00 | 48.75 | 50.00 | 47.50 | 60.00 | 45.00 | 35.00 |
| DOCTOR (MBBS) CLINIC FEE | P/PAT. | 216.67 | 225.00 | 135.00 | 125.00 | 100.00 | 250.00 | 75.00 |
| URINE TEST (DR) CHARGES | P/TEST | 237.50 | 275.00 | 80.00 | 100.00 | 155.00 | 100.00 | 100.00 |
| BLOOD TEST (CP) CHARGES | P/TEST | 437.50 | 493.75 | 250.00 | 300.00 | 575.00 | 275.00 | 300.00 |
| SUGAR TEST (RANDOM/FASTING BOTH) CHARGES | P/TEST | 339.58 | 443.75 | 170.00 | 197.50 | 175.00 | 100.00 | 200.00 |
| ECG CHARGES | P/TEST | 312.50 | 378.13 | 150.00 | 250.00 | 325.00 | 225.00 | 200.00 |
| X-RAY (CHEST) CHARGES | P/X-RAY | 454.17 | 490.63 | 275.00 | 400.00 | 400.00 | 300.00 | 400.00 |
| CAR SUZUKI 800 CC (W/O. A/C) | EACH | 740750.00 | 747500.00 | 740750.00 | 740750.00 | 679000.00 | 679000.00 | 689000.00 |
| CAR SUZUKI 1000 CC | EACH | 1270000.00 | 1270000.00 | 1270000.00 | 1270000.00 | 1250000.00 | 1250000.00 | 1124000.00 |
| CAR TOYOTA 1300 CC | EACH | 1785500.00 | 1816000.00 | 1816000.00 | 1785500.00 | 1912000.00 | 1752000.00 | 1752500.00 |
| CAR HONDA CIVIC | EACH | 2163500.00 | 2163500.00 | 2163500.00 | 2145500.00 | 2503000.00 | 1694000.00 | 3005500.00 |
| MOTORCYCLE HONDA CD-70. | EACH | 63500.00 | 63500.00 | 63500.00 | 63500.00 | 63500.00 | 63500.00 | 63500.00 |
| MOTORCYCLE YAMAHA 100CC. | EACH | 79300.00 | 79300.00 | 79300.00 | 79300.00 | 79300.00 | 79300.00 | 79300.00 |
| MOTOR CYCLE HERO 70 CC | EACH | 41250.00 | 41250.00 | 41250.00 | 43500.00 | 49000.00 | 41500.00 | 43500.00 |
| BICYCLE WITH TYRES & TUBES | EACH | 8100.00 | 8100.00 | 8100.00 | 7350.00 | 7500.00 | 7100.00 | 7700.00 |
| TYRE CAR WITH TUBE GENERAL | EACH | 2975.00 | 2975.00 | 2975.00 | 2700.00 | 3000.00 | 2575.00 | 3300.00 |
| TYRE MOTOR CYCLE WITHOUT TUBE | EACH | 1137.50 | 1137.50 | 1250.00 | 1050.00 | 1200.00 | 650.00 | 1250.00 |
| TYRE CYCLE SPECIFY BRAND NAME | EACH | 345.83 | 355.00 | 370.00 | 350.00 | 330.00 | 250.00 | 350.00 |
| TYRE CAR W/O TUBE | EACH | 2850.00 | 2850.00 | 3275.00 | 3075.00 | 2700.00 | 2318.75 | 3000.00 |
| PETROL SUPER | LITRE | 69.50 | 69.50 | 69.50 | 69.50 | 69.50 | 69.50 | 69.50 |
| HIGH SPEED DIESEL HSD | LITRE | 77.40 | 77.40 | 77.40 | 77.40 | 77.40 | 77.40 | 77.40 |
| CNG | K.G. | 75.82 | 75.82 | 75.82 | 75.82 | 67.50 | 67.50 | 67.50 |
| GAS CYLINDER STAND. SIZE | EACH | 1150.00 | 1160.00 | 1160.00 | 1110.00 | 1100.00 | 1125.00 | 990.00 |
| MOTOR CYCLE SERVICE CHARGES | EACH | 325.00 | 325.00 | 290.00 | 250.00 | 200.00 | 187.50 | 280.00 |
| CAR SERVICE CHARGES | EACH | 337.50 | 375.00 | 325.00 | 275.00 | 350.00 | 300.00 | 250.00 |
| TYRE PUNCTURE CHARGES | EACH | 75.00 | 75.00 | 45.00 | 70.00 | 80.00 | 75.00 | 50.00 |
| CYCLE OVERHAULING CHARGES | EACH | 783.33 | 825.00 | 375.00 | 375.00 | 319.64 | 325.00 | 160.00 |
| CAR TAX FOR 800CC TO 1300CC | YEARLY | 2650.00 | 432.00 | 2650.00 | 2650.00 | 2650.00 | 2650.00 | 2650.00 |
| TRAIN FARE ECO. 1-100 KM. | P/KM. | 0.68 | 0.68 | 0.68 | 0.68 | 0.68 | 0.68 | 0.68 |
| TRAIN FARE ECO. 101-500 KM. | P/KM. | 0.98 | 0.98 | 0.98 | 0.98 | 0.98 | 0.98 | 0.98 |
| TRAIN FARE ECO. > 500 KM. | P/KM. | 0.89 | 0.89 | 0.89 | 0.89 | 0.89 | 0.89 | 0.89 |
| TRAIN FARE IST SLP. 1-100KM | P/KM. | 2.10 | 2.10 | 2.10 | 2.10 | 2.10 | 2.30 | 2.10 |
| TRAIN FARE IST SLP.101-500 KM | P/KM. | 2.59 | 2.59 | 2.59 | 2.59 | 2.59 | 2.59 | 2.59 |
| TRAIN FARE IST SLP. > 500 KM | P/KM. | 1.99 | 1.99 | 1.99 | 1.99 | 1.99 | 1.99 | 1.99 |
| TRAIN FARE A/C SLP. 1-100KM. | P/KM | 5.76 | 5.76 | 5.76 | 5.76 | 5.76 | 5.76 | 5.76 |
| TRAIN FARE A/C SLP.101-500KM | P/KM. | 4.59 | 4.59 | 4.59 | 4.59 | 4.59 | 4.59 | 4.59 |
| TRAIN FARE A/C SLP > 500KM. | P/KM | 4.16 | 4.16 | 4.16 | 4.16 | 4.16 | 4.16 | 4.16 |

Contd.

7.11 Intercity Consumer Prices August, 2017

| Description | Unit | Rawalpindi | Islamabad | Attock | Jehlum | Lahore | Sahiwal | Gujran-wala |
|--|--------|------------|-----------|----------|----------|----------|----------|-------------|
| PLATFORM TICKET | EACH | 10.00 | 10.00 | 10.00 | 10.00 | 10.00 | 10.00 | 10.00 |
| AUTO RICKSHAW FARES | KM/MIN | 65.00 | 0.00 | 35.00 | 65.00 | 50.00 | 90.00 | 60.00 |
| FULL TONGA CHARGES | KM/MIN | 0.00 | 0.00 | 0.00 | 0.00 | 80.00 | 100.00 | 50.00 |
| TAXI 4 SEATER FARE | KM/MIN | 100.00 | 100.00 | 75.00 | 0.00 | 100.00 | 100.00 | 100.00 |
| BUS FARE MIN (WITHIN CITY) | TICKET | 9.00 | 9.00 | 0.00 | 9.00 | 9.00 | 0.00 | 9.00 |
| BUS FARE MAX (WITHIN CIT | TICKET | 21.00 | 21.00 | 0.00 | 21.00 | 21.00 | 0.00 | 21.00 |
| BUS FARE OUTSIDE CITY | P/KM. | 0.86 | 0.86 | 0.86 | 0.69 | 0.86 | 0.86 | 0.86 |
| A/C BUS FARE OUTSIDE CITY | P/KM. | 1.55 | 1.55 | 1.53 | 1.55 | 2.00 | 1.55 | 1.45 |
| MINIBUS FARE MIN.WITH IN CITY | TICKET | 11.00 | 11.00 | 0.00 | 0.00 | 11.00 | 0.00 | 10.00 |
| MINIBUS FARE MAX.WITH IN CITY | TICKET | 22.50 | 22.25 | 0.00 | 0.00 | 24.00 | 0.00 | 20.00 |
| SUZUKI FARE MIN.WITH IN CITY | TICKET | 11.00 | 11.00 | 10.00 | 0.00 | 12.00 | 0.00 | 10.00 |
| SUZUKI FARE MAXIMUM W.IN CITY | TICKET | 17.00 | 17.00 | 10.00 | 10.00 | 22.00 | 0.00 | 20.00 |
| AIR FARE ECONOMY CLASS. | P/KM. | 19.26 | 19.26 | 19.26 | 19.26 | 19.26 | 0.00 | 19.26 |
| POSTAL ENVELOPE DOMESTIC | EACH | 8.00 | 8.00 | 8.00 | 8.00 | 8.00 | 8.00 | 8.00 |
| ENVELOPE FOR SAUDI ARABIA | EACH | 50.00 | 50.00 | 50.00 | 50.00 | 50.00 | 50.00 | 50.00 |
| POSTAL REGISTRATION CHARGES | EACH | 38.00 | 38.00 | 38.00 | 38.00 | 38.00 | 38.00 | 38.00 |
| U.M.S. REG CHARGES MIN. | EACH | 58.00 | 58.00 | 58.00 | 58.00 | 60.00 | 59.00 | 59.00 |
| T.C.S. CH. MIN.WITH IN ZONE | EACH | 180.00 | 180.00 | 180.00 | 180.00 | 160.00 | 180.00 | 150.00 |
| TELEPHONE CHARGES LOCAL CALL | P/CALL | 3.94 | 3.94 | 3.94 | 3.94 | 3.94 | 3.94 | 3.94 |
| TEL CHARGES OUT SIDE CITY | P/CALL | 3.94 | 3.94 | 3.94 | 3.94 | 3.94 | 3.94 | 3.94 |
| INTERNET CHARGES | P/HOUR | 32.50 | 32.50 | 30.00 | 50.00 | 20.00 | 12.00 | 50.00 |
| MOBILE CELL CHARGES | P/UNIT | 3.00 | 3.00 | 3.00 | 3.00 | 2.50 | 3.00 | 3.00 |
| FAX CHARGES (LOCAL) | P/PAGE | 17.50 | 20.00 | 17.50 | 17.50 | 10.00 | 20.00 | 30.00 |
| TELEPHONE SET AV. QLTY | EACH | 625.00 | 725.00 | 550.00 | 825.00 | 775.00 | 675.00 | 600.00 |
| MOBILE SET NOKIA/SONY/ERICSON/SAMSUNG WITHOUT CAMERA | EACH | 2641.67 | 2656.25 | 2650.00 | 3150.00 | 2700.00 | 2650.00 | 2800.00 |
| T.V. 20" COLORED WEGA H-A21. | EACH | 18108.33 | 18200.00 | 18100.00 | 18100.00 | 20500.00 | 16900.00 | 15000.00 |
| T.V 20" COLOR CHINA/KORIA) | EACH | 14250.00 | 14250.00 | 14250.00 | 14250.00 | 6500.00 | 13500.00 | 7000.00 |
| V.C.P. PANASONIC/LG/NAT | EACH | 0.00 | 0.00 | 5550.00 | 0.00 | 4200.00 | 0.00 | 0.00 |
| DVD/VCD PLAYER PANASONIC/LG | EACH | 3750.00 | 3750.00 | 3550.00 | 3750.00 | 6557.14 | 4500.00 | 3000.00 |
| RADIO WITH C.PLAYER NATIONAL | EACH | 2150.00 | 2150.00 | 2150.00 | 2050.00 | 1821.43 | 1800.00 | 2250.00 |
| PERSONNEL COMPUTER (BRANDED) | EACH | 69250.00 | 69250.00 | 69250.00 | 69500.00 | 53000.00 | 50000.00 | 37400.00 |
| VID. CASSETTE BLK. TDK/SONY | EACH | 144.17 | 145.00 | 135.00 | 175.00 | 122.14 | 155.00 | 0.00 |
| COM. C.D. (TDK/IMATION) | EACH | 56.67 | 59.38 | 75.00 | 75.00 | 36.79 | 50.00 | 35.00 |
| TAPE RECORDER CASSETTE BLANK | EACH | 42.50 | 47.50 | 42.50 | 47.50 | 40.00 | 65.00 | 35.00 |
| VIDEO GAME SEGA 16 BYTE | EACH | 1150.00 | 1150.00 | 1175.00 | 1050.00 | 1200.00 | 1450.00 | 1050.00 |
| CINEMA A/C. HIGH CLASS | TICKET | 150.00 | 0.00 | 0.00 | 0.00 | 275.00 | 0.00 | 80.00 |
| CINEMA NON-A/C HIGH CLASS | TICKET | 80.00 | 0.00 | 0.00 | 0.00 | 150.00 | 50.00 | 60.00 |
| CABLE CHARGES | P/MONT | 325.00 | 325.00 | 275.00 | 300.00 | 303.57 | 200.00 | 300.00 |
| TV.LICENCE FEE DOMESTIC | YEARLY | 420.00 | 420.00 | 420.00 | 420.00 | 420.00 | 420.00 | 420.00 |
| ENGLISH BOOK CLASS V1 | EACH | 73.00 | 73.00 | 73.00 | 73.00 | 73.00 | 73.00 | 73.00 |
| ENGLISH BOOK CLASS IX OR X | EACH | 130.00 | 130.00 | 130.00 | 130.00 | 130.00 | 130.00 | 130.00 |
| ENG. BOOK IST.YR COMPLETE SET | EACH | 84.00 | 84.00 | 84.00 | 84.00 | 84.00 | 84.00 | 84.00 |
| ENGLISH BOOK BA/B.SC | EACH | 178.00 | 178.00 | 178.00 | 178.00 | 178.00 | 178.00 | 178.00 |
| URDU BOOK CLASS V (T.B.BORD) | EACH | 55.00 | 55.00 | 55.00 | 55.00 | 55.00 | 55.00 | 55.00 |
| URDU BOOK CLASS IX/X(T.B.B) | EACH | 131.00 | 131.00 | 131.00 | 131.00 | 131.00 | 131.00 | 131.00 |
| URDU BOOK IST.YEAR/INTER | EACH | 53.00 | 53.00 | 53.00 | 53.00 | 53.00 | 53.00 | 53.00 |
| URDU BOOK BA/B.SC | EACH | 140.00 | 140.00 | 140.00 | 140.00 | 140.00 | 140.00 | 140.00 |
| MATHS BOOK CALSS V (T.B.B) | EACH | 78.00 | 78.00 | 78.00 | 78.00 | 78.00 | 78.00 | 78.00 |
| MATHS BOOK CLASS IX OR X | EACH | 266.00 | 266.00 | 266.00 | 266.00 | 266.00 | 266.00 | 266.00 |
| MATHS BOOK IST.YEAR (T.B.B) | EACH | 156.00 | 156.00 | 150.00 | 156.00 | 156.00 | 156.00 | 156.00 |
| PAKISTAN STUDIES BOOK BA/B.SC | EACH | 125.00 | 125.00 | 125.00 | 125.00 | 125.00 | 125.00 | 125.00 |
| DAILY "DAWN" | P/COPY | 20.00 | 20.00 | 20.00 | 20.00 | 20.00 | 20.00 | 20.00 |
| DAILY "JANG" | P/COPY | 13.00 | 13.00 | 13.00 | 13.00 | 13.00 | 13.00 | 13.00 |
| DAILY "NAWA-E-WAQT" | P/COPY | 13.00 | 13.00 | 13.00 | 13.00 | 13.00 | 13.00 | 13.00 |
| WEEKLY "AKHBAR-E-JAHAN" | P/COPY | 55.00 | 55.00 | 55.00 | 55.00 | 55.00 | 55.00 | 55.00 |
| WEEKLY "MAG" | P/COPY | 50.00 | 50.00 | 50.00 | 50.00 | 50.00 | 45.00 | 45.00 |
| MONTHLY "NAUNEHAL DIGEST" | P/COPY | 35.00 | 35.00 | 35.00 | 35.00 | 35.00 | 35.00 | 35.00 |
| PAPER FOOLSCAPE (27"x17") | QUIRE | 57.50 | 57.50 | 57.50 | 55.00 | 25.00 | 25.00 | 30.00 |
| EXERCISE.BOOK LINED 80/100 PGS | EACH | 67.08 | 75.63 | 62.50 | 57.50 | 30.00 | 35.00 | 36.00 |
| PENCILGOLDFISH/DEER | EACH | 10.00 | 10.00 | 8.00 | 10.00 | 8.00 | 6.00 | 7.00 |
| PEN INK DOLLOR 57 ML BOTTLE | EACH | 25.00 | 25.00 | 25.00 | 25.00 | 23.75 | 20.00 | 20.00 |

Contd.

7.11 Intercity Consumer Prices August, 2017

| Description | Unit | Rawalpindi | Islamabad | Attock | Jehlum | Lahore | Sahiwal | Gujran-wala |
|---|---------|------------|-----------|----------|----------|----------|----------|-------------|
| PHOTOSTATE PAPER 70 GM | PRT | 376.67 | 372.50 | 375.00 | 365.00 | 350.00 | 330.00 | 380.00 |
| BALL PEN (local) | EACH | 10.00 | 10.00 | 10.00 | 10.00 | 8.00 | 6.00 | 5.00 |
| FOUNTAIN PEN HERO/WINGS/CHINA | EACH | 55.00 | 53.13 | 55.00 | 55.00 | 60.00 | 50.00 | 40.00 |
| PRIVATE SCHOOL FEE ENGLISH MEDIUM AVERAGE STANDARD (CLASS I) | P/MONT | 3726.25 | 3712.50 | 1287.50 | 2195.00 | 2520.00 | 2612.50 | 1650.00 |
| PRIVATE SCHOOL FEE ENGLISH MEDIUM AVERAGE STANDARD (CLASS V) | P/MONT | 3726.25 | 3775.00 | 1325.00 | 2195.00 | 2648.57 | 2640.00 | 1800.00 |
| PRIVATE SCHOOL FEE ENGLISH MEDIUM AVERAGE STANDARD (CLASS VI) | P/MONT | 3759.58 | 4012.50 | 1450.00 | 2240.00 | 2662.86 | 2665.00 | 2000.00 |
| PRIVATE SCHOOL FEE ENGLISH MEDIUM AVERAGE STANDARD (CLASS X) | P/MONT | 4085.42 | 4181.25 | 1875.00 | 2410.00 | 3337.86 | 2855.00 | 2500.00 |
| PRIVATE MEDICLE COLLEGE FEE MBBS (1ST YEAR) | P/MONT | 54920.00 | 54920.00 | 54920.00 | 0.00 | 28832.80 | 0.00 | 0.00 |
| PRIVATE ENGINEERING COLLEGE FEE (ISTR YEAR) | P/MONT | 16300.25 | 16300.25 | 16300.25 | 0.00 | 18098.00 | 0.00 | 0.00 |
| GOVT. COLLEGE FEE 1ST. YEAR | MONTH | 50.00 | 195.00 | 50.00 | 50.00 | 50.00 | 50.00 | 50.00 |
| GOVT. COLLEGE FEE 4TH. YEAR | MONTH | 60.00 | 225.00 | 60.00 | 60.00 | 70.00 | 60.00 | 60.00 |
| GOVT. UNIVERSITY FEE MSC. | MONTH | 77.50 | 1000.00 | 80.00 | 80.00 | 150.00 | 500.00 | 80.00 |
| GOVT. MED. COLLEGE FEE MBBS | MONTH | 873.00 | 873.00 | 873.00 | 0.00 | 1430.00 | 1250.00 | 0.00 |
| GOVT. ENGG. COLL. FEE 1 YEAR | MONTH | 4333.00 | 4333.00 | 4333.00 | 0.00 | 1500.00 | 0.00 | 0.00 |
| COACHING FEE FOR CLASS IX/X | P/MONT | 2750.00 | 2987.50 | 1550.00 | 950.00 | 1828.57 | 1400.00 | 600.00 |
| COACHING CHARGES FOR CLASS 1ST YEAR/INTER (SCIENCE) | P/MONT | 3250.00 | 3450.00 | 2200.00 | 3500.00 | 2821.43 | 2300.00 | 1200.00 |
| COACHING CHARGES FOR CLASS 1ST YEAR/INTER (COMMERCE) | P/MONT | 2691.67 | 3062.50 | 1900.00 | 3500.00 | 2792.86 | 1300.00 | 1200.00 |
| I.T. TUITION FEES | P/MONT | 2100.00 | 2100.00 | 1450.00 | 3806.25 | 6066.80 | 1500.00 | 4500.00 |
| MBA TUITION FEES | P/MONT | 13955.00 | 13955.00 | 7667.00 | 4500.00 | 15687.50 | 0.00 | 7000.00 |
| BREAD TANDOORI ST. SIZE | EACH | 7.50 | 7.50 | 6.50 | 6.00 | 6.00 | 5.50 | 6.00 |
| COOKED MUTTON (AV. HOTEL) | PLATE | 226.67 | 232.50 | 235.00 | 210.00 | 200.71 | 0.00 | 120.00 |
| COOKED BEEF (AV. HOTEL) | PLATE | 105.83 | 107.50 | 95.00 | 110.00 | 102.86 | 100.00 | 100.00 |
| COOKED DAL (AV. HOTEL) | PLATE | 75.83 | 78.75 | 72.50 | 55.00 | 67.32 | 50.00 | 40.00 |
| CHICKEN BIRYANI FULL/DOUBLE | PLATE | 132.50 | 135.00 | 165.00 | 110.00 | 131.96 | 150.00 | 130.00 |
| TEA PREPARED (ORDINARY) | CUP | 22.50 | 22.50 | 20.00 | 20.00 | 19.21 | 20.00 | 20.00 |
| HAIRCUT CHARGES FOR MEN | P/CUT | 92.50 | 127.50 | 90.00 | 60.00 | 115.71 | 100.00 | 60.00 |
| BEAUTY PORL. HAIR STYL CHARGE | P/STY. | 391.67 | 475.00 | 375.00 | 475.00 | 450.00 | 250.00 | 350.00 |
| SHAVING CHARGES | PER SHV | 59.17 | 76.25 | 55.00 | 45.00 | 55.71 | 40.00 | 40.00 |
| LIPSTICK S.MISS/MEDORA | EACH | 120.00 | 120.00 | 120.00 | 120.00 | 120.00 | 110.00 | 120.00 |
| NAIL POLISH S.MISS/MEDORA | EACH | 115.00 | 115.00 | 105.00 | 115.00 | 110.00 | 95.00 | 60.00 |
| PERFUME MED.SIZE MEDORA/BROACH | EACH | 200.00 | 200.00 | 200.00 | 200.00 | 200.00 | 170.00 | 120.00 |
| HAIR-OIL AMLA/CHAMBELI | BOTTLE | 110.00 | 110.00 | 120.00 | 120.00 | 130.00 | 130.00 | 120.00 |
| TOILET SOAP LUX 95 GRAMS | EACH | 36.00 | 36.00 | 36.00 | 36.00 | 38.00 | 38.00 | 44.78 |
| TOILET SOAP LIFEBOUY 140 GRM | EACH | 42.00 | 42.00 | 40.00 | 42.00 | 48.69 | 51.13 | 51.13 |
| TOILET SOAP SAFEGUARD BATH SIZE | EACH | 60.00 | 60.00 | 60.00 | 60.00 | 50.00 | 50.00 | 50.00 |
| TOOTHPASTE MACKLINES 70 GRM | EACH | 50.00 | 50.00 | 50.00 | 50.00 | 50.00 | 50.00 | 50.00 |
| TOOTHPAST MED SIZE CLGATE 70 GMS | EACH | 75.00 | 75.00 | 75.00 | 75.00 | 65.33 | 68.00 | 63.47 |
| TOOTHBRUSH SHEILD A/PLAUY | EACH | 30.00 | 45.00 | 30.00 | 30.00 | 35.00 | 60.00 | 50.00 |
| TOOTHPOWDER DENTONIC 90 GRM | EACH | 35.00 | 35.00 | 35.00 | 35.00 | 35.00 | 28.00 | 30.00 |
| HAIR-COLOUR BEGIN (6 GMS) | EACH | 110.00 | 110.00 | 110.00 | 110.00 | 110.00 | 105.00 | 110.00 |
| HAIR COLOUR (KALAKOLA) | BOTTLE | 130.00 | 130.00 | 130.00 | 130.00 | 140.00 | 130.00 | 140.00 |
| FACECREAM PONDS (MEDIUM) | EACH | 120.00 | 120.00 | 120.00 | 120.00 | 120.00 | 120.00 | 120.00 |
| TALC POWDER VICE ROAY,B.CAT | EACH | 155.00 | 155.00 | 155.00 | 155.00 | 145.00 | 150.00 | 155.00 |
| BLADE TREET ORDINARY 10'S | PKT. | 40.00 | 40.00 | 40.00 | 35.00 | 35.00 | 30.00 | 40.00 |
| BLADE 7-O-CLOCK STAIN. 5'S | PKT. | 35.00 | 35.00 | 35.00 | 35.00 | 35.00 | 35.00 | 35.00 |
| SHAMPOO SUNSILK/PAINTIN 100 ML | BOTTLE | 110.00 | 110.00 | 110.00 | 110.00 | 100.00 | 99.00 | 110.00 |
| BEAUTY CREAM (FAIR & LOVELY) | EACH | 75.00 | 75.00 | 75.00 | 75.00 | 115.00 | 200.00 | 200.00 |
| HAIR REMOVING CREAM (EU-CREAM) | TUBE | 70.00 | 70.00 | 70.00 | 70.00 | 65.00 | 65.00 | 70.00 |
| GEL MEDIUM SIZE | BOTTLE | 121.25 | 125.00 | 115.00 | 152.50 | 75.00 | 120.00 | 65.00 |
| DISPOSABLE RAZOR GILLET-II | EACH | 45.00 | 45.00 | 45.00 | 45.00 | 45.00 | 45.00 | 40.00 |
| SHAVING CREAM TOUCH-ME/ADM. | EACH | 70.00 | 70.00 | 70.00 | 70.00 | 70.00 | 65.00 | 70.00 |
| GOLD TEZABI 24 CT | 10 GM. | 43400.00 | 43400.00 | 43280.00 | 43120.00 | 43371.00 | 42438.00 | 43120.00 |
| SILVER TEZABI 24 CT | 10 GM. | 645.00 | 645.00 | 625.00 | 645.00 | 625.00 | 600.00 | 620.00 |
| ARTIFICIAL JEWELLARY SET | SET | 1283.33 | 1325.00 | 850.00 | 825.00 | 1289.29 | 650.00 | 800.00 |
| WRIST WATCH GENTS CITIZEN (ORIGINAL) *** | EACH | 6100.00 | 6250.00 | 6100.00 | 5250.00 | 8267.86 | 4000.00 | 2500.00 |
| WRIST WATCH LADIES CITIZEN (ORIGINAL) *** | EACH | 6100.00 | 6250.00 | 6100.00 | 5250.00 | 9267.86 | 4000.00 | 2500.00 |
| WALL CLOCK QUARTZ AV.QLTY | EACH | 520.83 | 550.00 | 550.00 | 310.00 | 957.14 | 625.00 | 500.00 |
| SUITCASE REXIN (24"x16"x6") | EACH | 2295.83 | 2312.50 | 2300.00 | 1150.00 | 1178.57 | 1050.00 | 800.00 |
| TRUNK MEDIUM SIZE *** | EACH | 2250.00 | 2243.75 | 2250.00 | 1950.00 | 2303.57 | 2000.00 | 1500.00 |
| PURSE LADIES (LEATHER) AVERAGE QUALITY | EACH | 529.17 | 612.50 | 525.00 | 437.50 | 1400.00 | 900.00 | 750.00 |

7.11 Intercity Consumer Prices August, 2017

| Description | Unit | Wazirabad | Sialkot | Faisal- abad | Jhang | Multan | Muzaffar- garh | D.G. Khan |
|--|---------|-----------|---------|-----------------|--------|--------|-------------------|-----------|
| WHEAT | 10 KG. | 327.50 | 360.00 | 300.00 | 300.00 | 295.00 | 335.00 | 325.00 |
| WHEAT FLOUR FINE/SUPERIOR. | KG. | 40.00 | 45.00 | 40.00 | 38.00 | 35.00 | 35.00 | 38.00 |
| WHEAT FLOUR AVG. QLTY | KG. | 36.00 | 30.23 | 38.00 | 38.00 | 33.50 | 33.00 | 35.00 |
| WHEAT FLOUR BAG | 10 KG. | 350.00 | 340.00 | 340.00 | 335.00 | 335.00 | 330.00 | 350.00 |
| MAIDA | KG. | 50.00 | 50.00 | 50.00 | 45.00 | 45.50 | 45.00 | 48.00 |
| SUJI | KG. | 50.00 | 60.00 | 50.00 | 48.00 | 49.00 | 49.00 | 48.00 |
| BESAN AV. QLTY. | KG. | 110.00 | 110.00 | 120.00 | 120.00 | 116.67 | 120.00 | 120.00 |
| RICE BASMATI SUP. QLTY. | KG. | 110.00 | 100.00 | 137.50 | 130.00 | 127.50 | 125.00 | 120.00 |
| RICE BASMATI 385/386 | KG. | 55.00 | 70.00 | 75.00 | 80.00 | 80.00 | 77.50 | 80.00 |
| RICE BASMATI BROKEN AV.QLTY | KG. | 50.00 | 55.00 | 80.00 | 75.00 | 77.50 | 77.50 | 70.00 |
| RICE IRR1-6 (SINDH/PUNJAB) | KG. | 52.50 | 47.50 | 62.50 | 45.00 | 40.00 | 41.00 | 40.00 |
| VERMICELLI | KG. | 90.00 | 80.00 | 85.00 | 75.00 | 80.00 | 77.50 | 80.00 |
| BREAD PLAIN MEDIUM SIZE | EACH | 40.00 | 40.00 | 40.00 | 40.00 | 45.00 | 45.00 | 50.00 |
| RUSK (PAPAY) | KG. | 160.00 | 140.00 | 200.00 | 180.00 | 220.00 | 200.00 | 200.00 |
| BISCUITS-PACKED | PKT | 35.00 | 35.00 | 35.00 | 35.00 | 40.00 | 40.00 | 40.00 |
| BISCUIT-BAKERY (LOOSE) | 250 GM | 100.00 | 100.00 | 75.00 | 70.00 | 90.00 | 70.00 | 80.00 |
| CORNFLAKS FAUJI 225 GM. | PKT | 216.00 | 176.00 | 200.00 | 210.00 | 175.50 | 175.50 | 189.00 |
| SAMOSA (VEGATABLE) | EACH | 15.00 | 15.00 | 22.50 | 20.00 | 14.67 | 13.50 | 10.00 |
| PASTRY AV.QLTY. | EACH | 30.00 | 30.00 | 23.75 | 35.00 | 37.50 | 22.50 | 30.00 |
| PATTIES (VEGATABLES) | EACH | 20.00 | 25.00 | 22.50 | 25.00 | 29.17 | 25.00 | 20.00 |
| NIMCO | 250 GM | 50.00 | 50.00 | 70.00 | 100.00 | 72.50 | 70.00 | 70.00 |
| CHIPS | 250 GM | 60.00 | 65.00 | 66.25 | 100.00 | 83.33 | 82.50 | 65.00 |
| BEEF WITH BONE AV.QLTY. | KG | 300.00 | 300.00 | 350.00 | 350.00 | 350.00 | 320.00 | 350.00 |
| MUTTON AV.QLTY. | KG | 650.00 | 650.00 | 700.00 | 750.00 | 750.00 | 600.00 | 750.00 |
| CHICKEN FARM BROILER (LIVE) | KG | 125.00 | 146.00 | 135.00 | 130.00 | 147.50 | 150.00 | 150.00 |
| FISH-RAHU MEDIUM SIZE | KG | 290.00 | 250.00 | 300.00 | 330.00 | 290.00 | 290.00 | 260.00 |
| MILK FRESH (UNBOILED) | LTR. | 80.00 | 70.00 | 80.00 | 70.00 | 80.83 | 70.00 | 70.00 |
| CURD | KG. | 90.00 | 80.00 | 95.00 | 80.00 | 92.50 | 80.00 | 90.00 |
| MILK TETRA PACK 1/2 LTR. | PKT. | 60.00 | 60.00 | 60.00 | 60.00 | 70.00 | 70.00 | 60.00 |
| LACTOGEN 400 GRAMS | PKT. | 440.00 | 435.00 | 440.00 | 430.00 | 440.00 | 440.00 | 440.00 |
| POWDER MILK NIDO 400GM. | PKT | 379.49 | 379.49 | 389.74 | 379.49 | 379.49 | 379.49 | 379.49 |
| MILK POWDER LOOSE/PACKED | KG. | 360.00 | 460.00 | 525.00 | 380.00 | 380.00 | 400.00 | 640.00 |
| BUTTER LOCAL PACKED | 50 GM. | 35.00 | 25.00 | 35.00 | 28.00 | 27.00 | 27.00 | 30.00 |
| EGGS FARM | DOZ | 100.00 | 100.00 | 96.00 | 100.00 | 92.50 | 92.50 | 90.00 |
| MUSTARD OIL AV.QLTY. | KG. | 160.00 | 160.00 | 200.00 | 160.00 | 177.50 | 180.00 | 170.00 |
| COOKING OIL (DALDA) | 2.5LTR | 475.00 | 467.00 | 467.50 | 470.00 | 475.00 | 485.00 | 475.00 |
| COOKING OIL (PAKWAN) OTHER BRAND SPECIFY | 2.5 LTR | 420.00 | 420.00 | 375.00 | 441.66 | 383.00 | 375.00 | 468.00 |
| VEGETABLE GHEE TIN | 2.5KG. | 470.00 | 452.00 | 467.50 | 460.00 | 470.00 | 470.00 | 470.00 |
| VEGETABLE GHEE (LOOSE) | KG. | 135.00 | 140.00 | 133.00 | 175.00 | 148.67 | 150.00 | 145.00 |
| DATES AV.QLTY. | KG. | 180.00 | 180.00 | 140.00 | 160.00 | 171.67 | 170.00 | 140.00 |
| PISTACHIO AV.QLTY. | 50 GM. | 110.00 | 135.00 | 100.00 | 100.00 | 105.00 | 122.50 | 100.00 |
| ALMONDS WHOLE AV.QLTY. | KG. | 525.00 | 600.00 | 640.00 | 530.00 | 575.00 | 625.00 | 500.00 |
| COCONUT DRY AV.QLTY. | KG. | 280.00 | 250.00 | 280.00 | 260.00 | 298.33 | 290.00 | 280.00 |
| RAISINS AV.QLTY. | 50 GM. | 20.00 | 20.00 | 25.00 | 15.00 | 19.00 | 19.00 | 15.00 |
| GROUNDNUTS (WITH SHELL) | KG. | 200.00 | 200.00 | 200.00 | 160.00 | 190.00 | 190.00 | 180.00 |
| MALTA/MOSAMBI | DOZ | 0.00 | 0.00 | 0.00 | 0.00 | 0.00 | 0.00 | 0.00 |
| KINNU | DOZ | 0.00 | 0.00 | 0.00 | 0.00 | 0.00 | 0.00 | 0.00 |
| APPLE | KG | 200.00 | 100.00 | 135.00 | 150.00 | 125.00 | 125.00 | 110.00 |
| ALOO BUKHARA | KG | 200.00 | 120.00 | 137.50 | 200.00 | 155.00 | 155.00 | 200.00 |
| POMEGRANATE (ANNAR) | KG | 200.00 | 200.00 | 175.00 | 200.00 | 190.00 | 170.00 | 200.00 |
| GRAPES | KG | 120.00 | 120.00 | 175.00 | 200.00 | 190.00 | 170.00 | 180.00 |
| BANANAS | DOZ | 70.00 | 80.00 | 55.00 | 100.00 | 96.67 | 95.00 | 65.00 |
| MANGO KALMI | KG | 140.00 | 110.00 | 120.00 | 150.00 | 125.00 | 125.00 | 100.00 |
| GUAVA | KG | 60.00 | 80.00 | 50.00 | 100.00 | 86.25 | 85.00 | 60.00 |
| WATERMELON (TURBOOZ) | KG | 0.00 | 0.00 | 0.00 | 0.00 | 0.00 | 0.00 | 0.00 |
| MUSKMELON (KHARBOOZA) | KG | 0.00 | 0.00 | 0.00 | 0.00 | 0.00 | 0.00 | 0.00 |
| SWEETMELON (GARMA) | KG | 70.00 | 80.00 | 80.00 | 60.00 | 69.17 | 65.00 | 60.00 |
| PULSE MASOOR (WHOLE) | KG. | 120.00 | 140.00 | 140.00 | 90.00 | 90.83 | 82.50 | 100.00 |
| PULSE MASOOR (WASHED) | KG. | 140.00 | 160.00 | 135.00 | 100.00 | 109.17 | 112.50 | 100.00 |
| PULSE MOONG (WASHED) | KG. | 110.00 | 140.00 | 135.00 | 100.00 | 112.50 | 112.50 | 110.00 |
| PULSE MASH (WASHED) | KG. | 185.00 | 180.00 | 210.00 | 140.00 | 162.50 | 165.00 | 190.00 |

Contd.

7.11 Intercity Consumer Prices August, 2017

| Description | Unit | Wazirabad | Sialkot | Faisal- abad | Jhang | Multan | Muzaffar- garh | D.G. Khan |
|--------------------------------|--------|-----------|---------|-----------------|---------|--------|-------------------|-----------|
| PULSE GRAM | KG. | 110.00 | 110.00 | 110.00 | 110.00 | 112.50 | 112.50 | 120.00 |
| GRAM WHOLE BLACK AV QLTY. | KG. | 105.00 | 110.00 | 110.00 | 100.00 | 109.17 | 117.50 | 110.00 |
| GRAM WHOLE YELLOW AV.QLTY | KG. | 160.00 | 180.00 | 175.00 | 160.00 | 186.67 | 185.00 | 180.00 |
| BEANS (LAL LOBIA) | KG. | 140.00 | 160.00 | 160.00 | 160.00 | 160.00 | 155.00 | 160.00 |
| POTATOES | KG | 50.00 | 40.00 | 55.00 | 70.00 | 40.00 | 40.00 | 40.00 |
| ONION | KG | 50.00 | 50.00 | 55.00 | 50.00 | 40.00 | 40.00 | 40.00 |
| TURNIP | KG | 0.00 | 0.00 | 0.00 | 0.00 | 0.00 | 0.00 | 0.00 |
| RADISH | KG | 0.00 | 0.00 | 0.00 | 0.00 | 0.00 | 0.00 | 0.00 |
| TOMATOES | KG | 60.00 | 50.00 | 60.00 | 50.00 | 51.67 | 50.00 | 50.00 |
| CABBAGE | KG | 0.00 | 0.00 | 0.00 | 0.00 | 0.00 | 0.00 | 0.00 |
| CAULIFLOWER | KG | 0.00 | 0.00 | 0.00 | 0.00 | 0.00 | 0.00 | 0.00 |
| BRINJAL | KG | 40.00 | 50.00 | 37.50 | 40.00 | 50.00 | 55.00 | 40.00 |
| PUMPKIN | KG | 20.00 | 40.00 | 57.50 | 30.00 | 29.50 | 30.00 | 20.00 |
| BOTTLEGOURD | KG | 40.00 | 60.00 | 55.00 | 50.00 | 42.50 | 40.00 | 40.00 |
| LADY FINGER | KG | 60.00 | 80.00 | 72.50 | 60.00 | 68.33 | 65.00 | 80.00 |
| PEAS | KG | 0.00 | 0.00 | 0.00 | 0.00 | 0.00 | 0.00 | 0.00 |
| SPINACH | KG | 0.00 | 0.00 | 0.00 | 0.00 | 0.00 | 0.00 | 0.00 |
| TINDA | KG | 120.00 | 120.00 | 130.00 | 100.00 | 98.33 | 85.00 | 60.00 |
| TURAI | KG | 40.00 | 70.00 | 62.50 | 60.00 | 54.17 | 45.00 | 40.00 |
| KARAILA | KG | 50.00 | 100.00 | 110.00 | 70.00 | 75.00 | 65.00 | 70.00 |
| ARVI | KG | 60.00 | 50.00 | 40.00 | 35.00 | 45.00 | 45.00 | 45.00 |
| CHILLIES GREEN | KG | 80.00 | 80.00 | 75.00 | 60.00 | 60.00 | 65.00 | 60.00 |
| CARROT | KG | 0.00 | 0.00 | 0.00 | 0.00 | 0.00 | 0.00 | 0.00 |
| COCUMBER (KHEERA) | KG | 50.00 | 80.00 | 70.00 | 60.00 | 78.33 | 65.00 | 80.00 |
| LEMON | 250GM | 32.50 | 40.00 | 45.00 | 40.00 | 39.17 | 40.00 | 40.00 |
| SUGAR REFINED | KG. | 62.00 | 62.00 | 59.50 | 58.00 | 58.00 | 58.00 | 60.00 |
| GUR AV.QLTY | KG. | 90.00 | 80.00 | 77.50 | 70.00 | 70.00 | 72.50 | 80.00 |
| HONEY LANGANESE 500 GM. | BOTTLE | 840.00 | 692.00 | 910.00 | 1100.00 | 918.00 | 930.00 | 950.00 |
| MILO 200 GM. | BOTTLE | 166.67 | 222.00 | 260.00 | 187.00 | 200.00 | 200.00 | 300.00 |
| CUSTARD POWDER RAFHAN 300 GM. | PKT | 80.00 | 80.00 | 80.00 | 80.00 | 80.00 | 80.00 | 80.00 |
| TOFFEE (HILAL) | EACH | 1.00 | 1.00 | 2.00 | 2.00 | 1.00 | 1.00 | 1.00 |
| CHOWKELATE CANDY (SMALL SIZE) | EACH | 5.00 | 5.00 | 5.00 | 5.00 | 5.00 | 5.00 | 5.00 |
| SWEETMEAT (MIXED) | KG | 300.00 | 260.00 | 255.00 | 280.00 | 291.67 | 290.00 | 280.00 |
| ICE CREAM WALLS | CUP. | 40.00 | 40.00 | 42.50 | 45.00 | 45.00 | 45.00 | 45.00 |
| ICE | KG | 10.00 | 10.00 | 20.00 | 3.00 | 5.00 | 4.50 | 6.00 |
| JAM AHMED/MITCHELLES | BOTTLE | 125.00 | 125.00 | 140.00 | 130.00 | 130.00 | 130.00 | 140.00 |
| SQUASH-MITCHELLES | BOTTLE | 160.00 | 135.00 | 150.00 | 160.00 | 165.00 | 165.00 | 160.00 |
| ROOH AFZA | BOTTLE | 170.00 | 160.00 | 170.00 | 170.00 | 170.00 | 170.00 | 170.00 |
| JAM-E-SHIREEN | BOTTLE | 180.00 | 170.00 | 180.00 | 170.00 | 180.00 | 180.00 | 180.00 |
| SAUNF | 50 GM | 20.00 | 20.00 | 20.00 | 16.00 | 15.83 | 19.00 | 12.00 |
| CINAMON LOOSE AV. QLTY | 50 GM. | 25.00 | 20.00 | 30.00 | 25.00 | 24.00 | 27.50 | 20.00 |
| CUMINSEED WHITE NATIONAL | 50 GM. | 52.00 | 54.00 | 70.00 | 70.00 | 52.00 | 52.00 | 54.00 |
| PEPPER BLACK NATIONAL | 50 GM. | 110.00 | 96.00 | 110.00 | 96.00 | 110.00 | 110.00 | 100.00 |
| CLOVES LOOSE AV.QLTY | 50 GM. | 100.00 | 90.00 | 120.00 | 70.00 | 90.83 | 82.50 | 70.00 |
| CARDAMOM LARGE LOOSE AV.QLTY | 50 GM. | 110.00 | 130.00 | 200.00 | 110.00 | 123.33 | 125.00 | 90.00 |
| CARDAMOM SMALL AV.QLTY | 50 GM. | 100.00 | 110.00 | 150.00 | 120.00 | 105.00 | 115.00 | 100.00 |
| SALT-POWDERED (LAHORI) LOOSE | KG. | 10.00 | 10.00 | 10.00 | 10.00 | 10.00 | 10.00 | 10.00 |
| SALT POWDERED (NATIONAL/SHAN) | PKT | 25.00 | 25.00 | 25.00 | 25.00 | 25.00 | 25.00 | 25.00 |
| CHILLIES POWD.NATIONAL 200GM | PKT | 105.00 | 105.00 | 120.00 | 105.00 | 105.00 | 105.00 | 105.00 |
| CHILLIES POWDER LOOS | KG. | 220.00 | 240.00 | 250.00 | 240.00 | 240.83 | 235.00 | 200.00 |
| CORRIANDER SEED POWD.NATIONAL | PKT | 105.00 | 110.00 | 104.00 | 96.00 | 104.00 | 104.00 | 0.00 |
| CORRIANDER SEED (LOOSE) | KG. | 140.00 | 300.00 | 280.00 | 240.00 | 236.67 | 250.00 | 200.00 |
| TURMERIC POWD.NATIONAL 50GM | PKT. | 35.00 | 35.00 | 35.00 | 35.00 | 35.00 | 35.00 | 35.00 |
| CURRY POWD. NATIONAL 200 GM | PKT. | 87.00 | 87.00 | 87.00 | 87.00 | 87.00 | 87.00 | 0.00 |
| TOMATO KETCHUP AHMED/MITCHL | BOTTLE | 100.00 | 85.00 | 100.00 | 90.00 | 95.00 | 95.00 | 85.00 |
| PICKLES AHMED/MITCHELLES | BOTTLE | 100.00 | 100.00 | 120.00 | 115.00 | 116.67 | 120.00 | 115.00 |
| VINEGAR SYNTHETIC (SIRKA) | BOTTLE | 70.00 | 80.00 | 100.00 | 85.00 | 82.00 | 85.00 | 80.00 |
| GARLIC | KG | 195.00 | 200.00 | 170.00 | 130.00 | 175.00 | 175.00 | 180.00 |
| GINGER | KG | 150.00 | 150.00 | 200.00 | 180.00 | 161.67 | 165.00 | 200.00 |
| TAPAL DANEDAR TEA 200GM PACKET | PKT | 178.94 | 178.94 | 178.94 | 178.94 | 178.95 | 178.95 | 178.94 |
| TEA LIPTON YELLOW LABEL 200GM. | PKT. | 205.26 | 205.26 | 205.26 | 205.76 | 178.95 | 178.95 | 205.26 |

Contd.

7.11 Intercity Consumer Prices August, 2017

| Description | Unit | Wazirabad | Sialkot | Faisal- abad | Jhang | Multan | Muzaffar- garh | D.G. Khan |
|--------------------------------------|--------|-----------|---------|-----------------|---------|---------|-------------------|-----------|
| TEA LOOSE KENYA AV.QLTY 250GM. | PKT. | 160.00 | 110.00 | 200.00 | 180.00 | 125.83 | 140.00 | 110.00 |
| COFFEE-NESCAFE 75 GM. ** | BOTTLE | 350.00 | 350.00 | 370.00 | 330.00 | 350.00 | 350.00 | 350.00 |
| COLD DRINK (STANDARD SIZ) | BOTTLE | 25.00 | 25.00 | 25.00 | 25.00 | 20.00 | 20.00 | 25.00 |
| FRUIT JUICE TETRA PACK | PKT. | 20.00 | 15.00 | 20.00 | 20.00 | 20.00 | 20.00 | 15.00 |
| MINERAL WATER NESTLE 1.5 LTR | BOTTLE | 45.00 | 50.00 | 50.00 | 50.00 | 50.00 | 50.00 | 50.00 |
| CIGARETTES K-2 10'S ** | PKT | 50.00 | 50.00 | 50.00 | 60.00 | 50.00 | 50.00 | 65.00 |
| CIGARETTES CAPSTAN 10'S ** | PKT | 50.00 | 50.00 | 50.00 | 50.00 | 50.00 | 50.00 | 48.00 |
| CIGARETTES GOLD LEAF 20'S | PKT | 140.00 | 140.00 | 140.00 | 140.00 | 130.00 | 130.00 | 135.00 |
| CIGARETTES MORVEN GOLD 20'S | PKT | 50.00 | 50.00 | 50.00 | 50.00 | 55.67 | 50.00 | 48.00 |
| BETEL LEAVES | 50GM. | 70.00 | 70.00 | 60.00 | 70.00 | 50.83 | 50.00 | 80.00 |
| BETEL NUTS | KG. | 400.00 | 450.00 | 320.00 | 440.00 | 355.00 | 355.00 | 440.00 |
| LONG CLOTH 57" GUL AHMED/AL-KARAM | METER | 170.00 | 135.00 | 237.50 | 375.00 | 250.00 | 250.00 | 250.00 |
| SHIRTING AV.QLTY. | METER | 150.00 | 175.00 | 127.50 | 400.00 | 210.00 | 210.00 | 225.00 |
| PANT CLOTH W & WEAR AV.QLTY | METER | 312.50 | 300.00 | 531.25 | 600.00 | 365.00 | 345.00 | 350.00 |
| LAWN PRINTED GUL AHMED/AL-KARAM | METER | 197.50 | 177.50 | 240.00 | 425.00 | 380.00 | 360.00 | 362.50 |
| GEORGETTE AV.QLTY | METER | 150.00 | 130.00 | 160.00 | 425.00 | 108.00 | 125.00 | 125.00 |
| LINEN AV.QLTY *** | METER | 100.00 | 140.00 | 145.00 | 275.00 | 250.00 | 225.00 | 137.50 |
| HEAVY WT SUITING LAWERNCPUR AVG QLTY | METER | 1050.00 | 900.00 | 1450.00 | 2200.00 | 1200.00 | 1200.00 | 1700.00 |
| HEAVY WT SUITING LAWERNCPUR SUP QLTY | METER | 2350.00 | 1200.00 | 1550.00 | 2400.00 | 2400.00 | 1950.00 | 1950.00 |
| TROPICAL SUITING LAW.PUR | METER | 925.00 | 800.00 | 1200.00 | 2000.00 | 1200.00 | 1200.00 | 1100.00 |
| PANT BOY 24"/26" LENGTH. | EACH | 700.00 | 400.00 | 600.00 | 650.00 | 385.00 | 390.00 | 550.00 |
| SHIRT BOY 24"/26" LENGTH | EACH | 425.00 | 350.00 | 400.00 | 550.00 | 335.00 | 290.00 | 500.00 |
| SCHOOL UNI. PANT,SHIRT BOYS | SUIT | 1000.00 | 675.00 | 700.00 | 800.00 | 573.33 | 565.00 | 650.00 |
| SCHOOL UNI. KAMEEZ,SHAL.BOYS | SUIT | 1000.00 | 675.00 | 700.00 | 900.00 | 535.83 | 725.00 | 750.00 |
| SCHOOL UNI. KAMEEZ,SHAL.GIRL | SUIT | 900.00 | 675.00 | 800.00 | 900.00 | 532.50 | 675.00 | 850.00 |
| FROCK W/WEAR GIRLS | EACH | 875.00 | 700.00 | 775.00 | 2000.00 | 1550.00 | 1900.00 | 1100.00 |
| AWAMI-SUIT W & W(BOY) 24"/26 | SUIT | 1050.00 | 1450.00 | 600.00 | 1500.00 | 815.00 | 875.00 | 1100.00 |
| AWAMI-SUIT W&W (GENTS)AV.QLTY | SUIT | 1050.00 | 1250.00 | 837.50 | 1900.00 | 1045.00 | 1425.00 | 1600.00 |
| PULLOVER GENTS OXFORD/BON. | EACH | 3050.00 | 3300.00 | 3100.00 | 3480.00 | 3250.00 | 3480.00 | 2700.00 |
| PULLOVER LADIES OXFORD/BON. | EACH | 2850.00 | 3300.00 | 3000.00 | 2650.00 | 2990.00 | 2880.00 | 2600.00 |
| PULLOVER (GENTS) OTHERS A.QTY | EACH | 600.00 | 700.00 | 800.00 | 900.00 | 1012.50 | 1050.00 | 750.00 |
| SECOND-HAND COAT FOR MEN | EACH | 500.00 | 500.00 | 450.00 | 650.00 | 425.00 | 225.00 | 200.00 |
| SECONDHAND SWEETER FOR MEN DUP QLTY | EACH | 525.00 | 350.00 | 325.00 | 250.00 | 237.50 | 135.00 | 50.00 |
| SECONDHAND WINTER JACKET | EACH | 600.00 | 400.00 | 500.00 | 650.00 | 315.00 | 275.00 | 150.00 |
| UNDERWEAR AV.QLTY MEDIUM SIZE | EACH | 150.00 | 100.00 | 75.00 | 170.00 | 165.00 | 165.00 | 130.00 |
| VEST FOR MEN AV.QLTY. | EACH | 105.00 | 100.00 | 110.00 | 190.00 | 151.67 | 155.00 | 110.00 |
| VEST/SHAMEEZ (WOMEN) AVG. QLTY | EACH | 130.00 | 125.00 | 150.00 | 400.00 | 158.00 | 145.00 | 155.00 |
| SOCKS NYLON (PAKISTANI) | PAIR | 90.00 | 65.00 | 65.00 | 130.00 | 96.67 | 95.00 | 90.00 |
| BRASSIER AV.QLTY. | EACH | 127.50 | 200.00 | 275.00 | 500.00 | 149.17 | 110.00 | 135.00 |
| BRASSIER SUP QLTY | EACH | 300.00 | 475.00 | 425.00 | 900.00 | 336.67 | 235.00 | 350.00 |
| DOPATTA GEORGETTE AV.QLTY. | EACH | 235.00 | 300.00 | 231.25 | 450.00 | 226.67 | 275.00 | 325.00 |
| DOPATTA COTTON AV GLTY | EACH | 180.00 | 250.00 | 171.25 | 250.00 | 210.00 | 250.00 | 275.00 |
| CHADDAR (W/WEAR) (2x2.5 MTR) | EACH | 312.50 | 400.00 | 450.00 | 550.00 | 375.00 | 475.00 | 450.00 |
| LUNGI/DHOTI(COTTON) AVG. QLTY | EACH | 250.00 | 350.00 | 300.00 | 350.00 | 245.00 | 290.00 | 375.00 |
| HANDKERCHIEF AVG. QLTY PAK | EACH | 50.00 | 35.00 | 40.00 | 35.00 | 42.50 | 55.00 | 50.00 |
| HANDKERCHIEF SUP. QLTY PAK | EACH | 70.00 | 50.00 | 55.00 | 60.00 | 55.83 | 72.50 | 72.50 |
| GLOVES AV QLTY | PAIR | 100.00 | 200.00 | 90.00 | 120.00 | 105.00 | 110.00 | 160.00 |
| AZARBAND COTTON AVG. QLTY | EACH | 25.00 | 10.00 | 15.00 | 15.00 | 13.00 | 13.50 | 20.00 |
| SEWING THREAD/REEL(ASLI PARI) | EACH | 6.00 | 5.00 | 5.50 | 7.00 | 7.00 | 10.00 | 6.00 |
| WASHING CHARGES PAINT & SHIRT | SUIT | 150.00 | 150.00 | 75.00 | 120.00 | 131.00 | 140.00 | 80.00 |
| DRY CLEANING SUIT COAT PANT | SUIT | 450.00 | 400.00 | 375.00 | 400.00 | 365.00 | 375.00 | 250.00 |
| WASHING CH. (KAMIZ-SHALWAR) | PAIR | 120.00 | 100.00 | 65.00 | 90.00 | 91.00 | 100.00 | 70.00 |
| TAILORING SHIRT | EACH | 375.00 | 300.00 | 375.00 | 400.00 | 410.00 | 300.00 | 325.00 |
| TAILORING CHARGES PANT (MEN) | EACH | 600.00 | 625.00 | 562.50 | 650.00 | 525.00 | 475.00 | 750.00 |
| TAILORING COAT-PANT SUIT | SUIT | 3200.00 | 3250.00 | 4000.00 | 4000.00 | 4016.67 | 3450.00 | 3250.00 |
| TAILORING AWAMI-SUIT (MALE) | SUIT | 600.00 | 500.00 | 650.00 | 600.00 | 675.00 | 500.00 | 550.00 |
| TAILORING SUIT FEMALE | SUIT | 500.00 | 500.00 | 475.00 | 600.00 | 450.00 | 350.00 | 500.00 |
| GENTS SHOES PAUL BATA | PAIR | 1199.00 | 1199.00 | 1199.00 | 1199.00 | 1199.00 | 1199.00 | 1199.00 |
| GENTS SANDAL BATA | PAIR | 699.00 | 699.00 | 699.00 | 699.00 | 699.00 | 699.00 | 699.00 |
| GENTS SPOUNG CHAPPAL BATA | PAIR | 199.00 | 199.00 | 199.00 | 199.00 | 199.00 | 199.00 | 199.00 |
| LADIES SANDAL BATA | PAIR | 499.00 | 499.00 | 499.00 | 499.00 | 499.00 | 499.00 | 499.00 |

Contd.

7.11 Intercity Consumer Prices August, 2017

| Description | Unit | Wazirabad | Sialkot | Faisal- abad | Jhang | Multan | Muzaffar- garh | D.G. Khan |
|--|---------|-----------|----------|-----------------|----------|----------|-------------------|-----------|
| LADIES SPOUNG CHAPPAL BATA | PAIR | 179.00 | 179.00 | 179.00 | 179.00 | 179.00 | 179.00 | 179.00 |
| CHILD SHOE POWER LITE BATA | PAIR | 599.00 | 599.00 | 599.00 | 599.00 | 599.00 | 599.00 | 599.00 |
| GENTS SHOE, ART 1109 SERVICE | PAIR | 999.00 | 999.00 | 999.00 | 999.00 | 999.00 | 999.00 | 999.00 |
| NYLON JOGGER 27 SIZE 2-5 *** | PAIR | 1299.00 | 1299.00 | 1299.00 | 1299.00 | 1299.00 | 1299.00 | 0.00 |
| CHINA FOOT WEAR AV. QLTY (MALE) * | PAIR | 700.00 | 475.00 | 525.00 | 1000.00 | 516.67 | 525.00 | 450.00 |
| CHINA FOOT WEAR AV. QLTY (FEMALE) * | PAIR | 550.00 | 325.00 | 325.00 | 900.00 | 325.00 | 325.00 | 325.00 |
| CHINA FOOT WEAR AV. QLTY (CHILDREN) * | PAIR | 500.00 | 325.00 | 275.00 | 500.00 | 275.00 | 225.00 | 275.00 |
| SHOE REPAIR HALF SOLE | PAIR | 150.00 | 60.00 | 150.00 | 125.00 | 126.67 | 72.50 | 75.00 |
| SHOES POLISH CHARGES AVERAGE SHOP | PAIR | 15.00 | 10.00 | 20.00 | 30.00 | 18.33 | 17.50 | 20.00 |
| HOUSE RENT (combined) | MONTH | 3432.03 | 7053.85 | 6917.90 | 4640.30 | 7199.23 | 5143.81 | 4457.95 |
| rent 2 | pm | 3432.03 | 7053.85 | 6917.90 | 4640.30 | 7199.23 | 5143.81 | 4457.95 |
| RENT3 | PM | 3432.03 | 7053.85 | 6917.90 | 4640.30 | 7199.23 | 5143.81 | 4457.95 |
| RENT4 | PM | 3432.03 | 7053.85 | 6917.90 | 4640.30 | 7199.23 | 5143.81 | 4457.95 |
| RENT5 | PM | 3432.03 | 7053.85 | 6917.90 | 4640.30 | 7199.23 | 5143.81 | 4457.95 |
| RENT6 | PM | 3432.03 | 7053.85 | 6917.90 | 4640.30 | 7199.23 | 5143.81 | 4457.95 |
| SYNTHETIC ENEMAL ROBIALAC BALTI 3.64 LTR. | EACH | 1700.00 | 2093.00 | 1840.00 | 2300.00 | 2258.00 | 2258.00 | 1737.00 |
| SYNTHETIC ENEMAL ICI BALTI 3.64 LTR. | EACH | 2138.00 | 2080.00 | 1850.00 | 2300.00 | 2185.00 | 2185.00 | 1783.00 |
| CEMENT (LOCAL) SPECIFY BRAND NAME | BAG | 550.00 | 520.00 | 550.00 | 565.00 | 550.00 | 560.00 | 560.00 |
| BRICKS (NEW) IST CLASS | P/1000 | 8000.00 | 8000.00 | 7000.00 | 7000.00 | 6000.00 | 5700.00 | 5600.00 |
| CEMENT BLOCKS (6"x8"x12") | P/100 | 0.00 | 0.00 | 0.00 | 6000.00 | 0.00 | 0.00 | 0.00 |
| BAJREE | 100CFT | 5500.00 | 6000.00 | 6500.00 | 4000.00 | 5040.00 | 3600.00 | 2600.00 |
| SAND (BLACK PIT SAND) | K100CFT | 2000.00 | 3500.00 | 4500.00 | 2000.00 | 2000.00 | 1800.00 | 1800.00 |
| TIMBER SHESHAM LOG IST QUALITY | cubmt. | 52111.00 | 63000.00 | 63558.00 | 42377.00 | 86500.00 | 70620.00 | 52900.00 |
| IRON BAR (M.S. BAR) 1/2" | P/TON | 77000.00 | 62000.00 | 74000.00 | 74000.00 | 78000.00 | 77500.00 | 78500.00 |
| CARPANTER WAGE RATE | P/DAY | 800.00 | 825.00 | 600.00 | 900.00 | 1000.00 | 850.00 | 950.00 |
| MASON (RAJ) WAGE RATE | P/DAY | 1000.00 | 1050.00 | 1200.00 | 900.00 | 950.00 | 800.00 | 950.00 |
| UNSKILLED LABOUR WAGE RATE | P/DAY | 600.00 | 650.00 | 600.00 | 500.00 | 500.00 | 450.00 | 500.00 |
| PLUMBER WAGE RSTE | P/DAY | 800.00 | 700.00 | 625.00 | 900.00 | 1000.00 | 850.00 | 950.00 |
| ELECTICIAN WAGE RATE PER DAY ** | P/DAY | 750.00 | 0.00 | 0.00 | 900.00 | 0.00 | 0.00 | 0.00 |
| ELECTICIAN WAGE RATE PER POINT ** | P/PNT | 150.00 | 137.50 | 115.00 | 125.00 | 100.00 | 90.00 | 85.00 |
| WATER CHARGES PER HOUSE | P/MONTH | 70.00 | 100.00 | 128.75 | 70.00 | 100.00 | 0.00 | 75.00 |
| ELECT.CHARGES UPTO 50 UNITS | P/UNIT | 2.00 | 2.00 | 2.00 | 2.00 | 2.00 | 2.00 | 2.00 |
| ELECT.CHARGES 01 - 100 UNIT | P/UNIT | 6.18 | 6.18 | 6.18 | 6.18 | 6.18 | 6.18 | 6.18 |
| ELECT.CHARGES 101 - 300 UNIT | P/UNIT | 9.54 | 9.54 | 9.54 | 9.54 | 9.54 | 9.54 | 9.54 |
| ELECT.CHARGES 301 - 1000 UNIT | P/UNIT | 16.39 | 16.39 | 16.39 | 16.39 | 16.39 | 16.39 | 16.39 |
| ELECT.CHARGES ABOVE 1000 UNIT | P/UNIT | 18.39 | 18.39 | 18.39 | 18.39 | 18.39 | 18.39 | 18.39 |
| ELEC | PM | 10.50 | 10.50 | 10.50 | 10.50 | 10.50 | 10.50 | 10.50 |
| GAS CHRg upto 3.3719 MMBUT | MMBTU | 128.70 | 128.70 | 128.70 | 128.70 | 128.70 | 128.70 | 128.70 |
| GAS CHRg 3.3719 - 6.7438 MMBUT | MMBTU | 257.40 | 257.40 | 257.40 | 257.40 | 257.40 | 257.40 | 257.40 |
| GAS CHRg 6.7438 - 10.1157 MMBUT | MMBTU | 257.40 | 257.40 | 257.40 | 257.40 | 257.40 | 257.40 | 257.40 |
| GAS CHRg10.1157 - 13.4876 MMBUT | MMBTU | 702.00 | 702.00 | 702.00 | 702.00 | 702.00 | 702.00 | 702.00 |
| GAS | PM | 702.00 | 702.00 | 702.00 | 702.00 | 702.00 | 702.00 | 702.00 |
| GAS | PM | 409.50 | 409.50 | 409.50 | 409.50 | 409.50 | 409.50 | 409.50 |
| KEROSENE OIL | LTR | 73.00 | 77.00 | 69.00 | 80.00 | 67.50 | 80.00 | 90.00 |
| FIREWOOD WHOLE | 40 KG. | 700.00 | 700.00 | 600.00 | 500.00 | 606.67 | 575.00 | 500.00 |
| CHAIR SHESHAM WOOD WITH ARMS ** | EACH | 2200.00 | 1950.00 | 1450.00 | 2000.00 | 2000.00 | 1550.00 | 1500.00 |
| CHAIR PLASTIC (CHAIRMAN) AVERAGE QUALITY | EACH | 800.00 | 600.00 | 775.00 | 850.00 | 662.50 | 650.00 | 575.00 |
| TABLE SHESHAM WOOD (4X2X5") *** | EACH | 10000.00 | 6500.00 | 5000.00 | 4500.00 | 4800.00 | 4500.00 | 3000.00 |
| SOFASET WOODEN WITH FOAM SEAT ** | SET | 20000.00 | 13500.00 | 18000.00 | 18000.00 | 13875.00 | 12250.00 | 16000.00 |
| COT IRON (WITH NIWAR)AV.QLTY. | EACH | 2000.00 | 2000.00 | 2250.00 | 2100.00 | 1850.00 | 1750.00 | 1700.00 |
| ALMIRAH (STEEL) 6'X3' 20 GUAGE | EACH | 9000.00 | 8650.00 | 9750.00 | 8000.00 | 7210.00 | 7200.00 | 9000.00 |
| DINNING TABLE 6 CHAIRS A.QLTY | SET | 24000.00 | 27500.00 | 18000.00 | 30000.00 | 19100.00 | 17500.00 | 21000.00 |
| SINGLE BED WITHOUT FOAM MED. | EACH | 9000.00 | 5500.00 | 5000.00 | 8000.00 | 6125.00 | 4900.00 | 4500.00 |
| MATRESS SINGLE(4"THICK) | EACH | 5200.00 | 3900.00 | 5000.00 | 5428.00 | 6300.00 | 6300.00 | 5500.00 |
| FARSHI DARI 12'X9' AV.QLTY | EACH | 975.00 | 975.00 | 1125.00 | 2500.00 | 1200.00 | 1300.00 | 1100.00 |
| DARI COTTON (6'x2 1/2') AV.QL | EACH | 450.00 | 400.00 | 550.00 | 500.00 | 450.00 | 600.00 | 450.00 |
| CARPET PLAIN AV. QLTY | SQFT. | 41.00 | 35.00 | 57.50 | 35.00 | 25.00 | 25.00 | 25.00 |
| QUILT (LIHAF) 3 KG. COTTON | EACH | 1050.00 | 775.00 | 1000.00 | 1300.00 | 1031.25 | 850.00 | 500.00 |
| BLANKET (90" x 54") | EACH | 3000.00 | 3500.00 | 4750.00 | 4200.00 | 3750.00 | 3750.00 | 2650.00 |
| BEDSHEET SINGLE BED SUP.QLTY | EACH | 375.00 | 425.00 | 850.00 | 700.00 | 633.33 | 525.00 | 650.00 |
| BED SHEET DOUBLE WITH TWO PILLOW COVERS SUP QLTY | SET | 800.00 | 1100.00 | 1662.50 | 1800.00 | 1258.33 | 1150.00 | 1100.00 |

Contd.

7.11 Intercity Consumer Prices August, 2017

| Description | Unit | Wazirabad | Sialkot | Faisal- abad | Jhang | Multan | Muzaffar- garh | D.G. Khan |
|--|--------|-----------|----------|-----------------|----------|----------|-------------------|-----------|
| TOWEL(3'x2') AV. QALTY | EACH | 175.00 | 125.00 | 180.00 | 300.00 | 242.00 | 245.00 | 200.00 |
| CEILING FAN 48" SUPER QLTY ** | EACH | 2400.00 | 2400.00 | 2900.00 | 3300.00 | 3795.00 | 3695.00 | 3695.00 |
| PEDESTAL FAN 22" SUPER QLTY | EACH | 4000.00 | 3300.00 | 4500.00 | 5000.00 | 6010.00 | 5540.00 | 4950.00 |
| REFG. DAWLENCE 10 CFT. D.DOOR | EACH | 31000.00 | 36200.00 | 31000.00 | 30500.00 | 31100.00 | 31100.00 | 30000.00 |
| D-FREEZER WAVES 8 CFT. | EACH | 31000.00 | 29400.00 | 29000.00 | 31500.00 | 30400.00 | 30400.00 | 31000.00 |
| AIRCONDITIONER 1.5 TON PEL | EACH | 40000.00 | 44000.00 | 42000.00 | 41500.00 | 40000.00 | 40000.00 | 42000.00 |
| SPLIT AIR CONDITIONER 1.5 TON (SPECIFY BRAND NAME) | EACH | 43000.00 | 41000.00 | 39000.00 | 47000.00 | 50990.00 | 50990.00 | 49000.00 |
| AIRCOOLER SUPER ASIA | EACH | 12000.00 | 13000.00 | 12000.00 | 11500.00 | 14000.00 | 14000.00 | 14500.00 |
| WASHING MACHINE SINGER | EACH | 15600.00 | 15600.00 | 17000.00 | 17000.00 | 17000.00 | 17000.00 | 17000.00 |
| SEWING MACHINE(SINGER) | EACH | 5860.00 | 6095.00 | 7400.00 | 7100.00 | 7400.00 | 7400.00 | 7400.00 |
| GIZER LARGE SIZE 30 GALLON CAPACITY SUP QLTY | EACH | 19400.00 | 13750.00 | 19500.00 | 22900.00 | 22900.00 | 22900.00 | 22900.00 |
| GAS BURNER DOUBLE SPFY.BRAND | EACH | 1350.00 | 1300.00 | 1550.00 | 2000.00 | 1475.00 | 1650.00 | 1300.00 |
| ELECT. IRON PHILIPS MDL.1120 | EACH | 2200.00 | 1450.00 | 2000.00 | 2000.00 | 2200.00 | 1600.00 | 2100.00 |
| ELECTRIC JUICER FOR APPLE | EACH | 4500.00 | 6000.00 | 5750.00 | 7875.00 | 8000.00 | 8000.00 | 4500.00 |
| S.STEEL DEGHCHI MEDIUM SIZE *** | EACH | 600.00 | 430.00 | 575.00 | 500.00 | 767.50 | 400.00 | 350.00 |
| ALUMINIUM COOKING PAN (DEGCHI) MED SIZE | EACH | 525.00 | 460.00 | 475.00 | 1300.00 | 296.25 | 285.00 | 350.00 |
| NON STICK COOKING PAN (DEGCHI) SUP. QLTY | EACH | 1500.00 | 675.00 | 1100.00 | 1200.00 | 767.86 | 650.00 | 800.00 |
| FRYING PAN STEEL AVG. QLTY MED. SIZE | EACH | 500.00 | 310.00 | 325.00 | 550.00 | 295.00 | 195.00 | 375.00 |
| TAWA IORN (MEDIUM SIZE) AVG. QLTY | EACH | 300.00 | 275.00 | 275.00 | 312.00 | 210.00 | 210.00 | 200.00 |
| S.STEEL PLATE A.QLTY.(M.SIZE) | EACH | 82.50 | 67.50 | 60.00 | 90.00 | 75.00 | 55.00 | 60.00 |
| TABLE SPOON S.STEEL SUP.QLTY. | DOZEN | 350.00 | 305.00 | 375.00 | 400.00 | 275.83 | 245.00 | 350.00 |
| WATER SET JUG+6 GLASSES (OMROC) | SET | 380.00 | 737.50 | 725.00 | 450.00 | 450.00 | 475.00 | 400.00 |
| TEA SET PAK. CHINAWARE 21 PCS. | SET | 1600.00 | 2000.00 | 1500.00 | 1950.00 | 2000.00 | 2000.00 | 2000.00 |
| DINNER SET PLASTIC 72 PIECES SUPERIOR QLTY | SET | 5500.00 | 2750.00 | 8250.00 | 6000.00 | 4675.00 | 4750.00 | 6000.00 |
| HOTPOT SET PLASTIC 3 PCS. | SET | 1000.00 | 825.00 | 1212.50 | 1450.00 | 1275.00 | 1050.00 | 1600.00 |
| BUCKET(BALTI) PLASTIC MED.SIZ | EACH | 250.00 | 205.00 | 325.00 | 325.00 | 290.00 | 255.00 | 350.00 |
| LOTA PLASTIC (MED SIZE) AVERAGE QUALITY | EACH | 50.00 | 40.00 | 43.75 | 60.00 | 52.50 | 55.00 | 60.00 |
| PRESURE COOKER 4 LTR. | EACH | 1750.00 | 912.50 | 1400.00 | 1700.00 | 1650.00 | 1650.00 | 1450.00 |
| WATER COOLER 9/10 LTR.PLASTIC *** | EACH | 612.50 | 450.00 | 675.00 | 950.00 | 565.00 | 575.00 | 750.00 |
| THERMOS STARVAC 1 LTR | EACH | 600.00 | 600.00 | 431.25 | 650.00 | 450.00 | 500.00 | 600.00 |
| BULB PHILIPS 100-WATTS | EACH | 30.00 | 25.00 | 25.00 | 30.00 | 30.00 | 30.00 | 30.00 |
| TUBE LIGHT PHILIPS 40 WATTS | EACH | 95.00 | 95.00 | 97.50 | 95.00 | 100.00 | 100.00 | 95.00 |
| ELECTRIC BLUBS "0" WATTE LOCAL | EACH | 20.00 | 20.00 | 20.00 | 20.00 | 20.00 | 20.00 | 20.00 |
| ELECTRIC BLUB ENERGY SAVER 14 WATTS | EACH | 155.00 | 155.00 | 162.50 | 150.00 | 165.00 | 165.00 | 165.00 |
| WASHING SOAP 250 GMS SPECIFY BRAND NAME | EACH | 40.00 | 20.00 | 25.00 | 40.00 | 22.00 | 20.00 | 25.00 |
| SURF EXCEL 400 GMS POLY BAG | EACH | 130.00 | 125.00 | 130.00 | 130.00 | 130.00 | 130.00 | 125.00 |
| WASHING POWDER 1000 GRM | EACH | 155.00 | 185.00 | 155.00 | 155.00 | 155.00 | 155.00 | 150.00 |
| WASHING POWDER (WHEEL/ BONUS) 100 GRAMS | EACH | 90.00 | 95.00 | 92.50 | 90.00 | 90.00 | 90.00 | 90.00 |
| CLEANSER POWDER VIM 1000 GM | PKT. | 83.33 | 70.00 | 80.00 | 75.00 | 83.33 | 83.33 | 75.00 |
| FINIS 500 ML | BOTTLE | 193.75 | 218.75 | 195.00 | 250.00 | 200.00 | 237.50 | 195.00 |
| PHNYLE TYPHONE/FINIS/CARRANITE 3 LITRES | BOTTLE | 130.00 | 120.00 | 150.00 | 180.00 | 165.00 | 165.00 | 160.00 |
| HARPIC | BOTTLE | 155.00 | 145.00 | 155.00 | 155.00 | 155.00 | 155.00 | 155.00 |
| BOOT POLISH CHERRY/KIWI 50ML | EACH | 136.90 | 100.00 | 115.00 | 115.00 | 136.90 | 136.90 | 115.00 |
| ROBIN BLUE (35 GRAMS) | PKT. | 55.00 | 50.00 | 55.00 | 55.00 | 60.00 | 60.00 | 55.00 |
| TISSU PAPER PERFUMED 100 PCS. | PKT | 115.00 | 100.00 | 110.00 | 105.00 | 110.00 | 110.00 | 110.00 |
| TOILET PAPER ROLL (R.PETEL) | P/ROLL | 40.00 | 40.00 | 40.00 | 40.00 | 45.00 | 45.00 | 40.00 |
| BOOT POLISH LIQUID CHEERY BLOSSOM KIWI 75 ML | BOTTLE | 150.00 | 125.00 | 160.00 | 150.00 | 160.00 | 160.00 | 160.00 |
| MATCH BOX SMALL | EACH | 2.00 | 2.00 | 2.50 | 2.00 | 2.00 | 2.00 | 3.00 |
| DRY CELL 1.5 VOLT(LOCAL) | EACH | 20.00 | 15.00 | 25.00 | 25.00 | 25.00 | 25.00 | 25.00 |
| HAND STITCHING NEEDLE M.SIZE | PACKET | 5.00 | 10.00 | 9.00 | 10.00 | 10.00 | 10.00 | 10.00 |
| SEWING MACHINE NEEDLE (SINGER) | EACH | 6.00 | 8.00 | 7.00 | 8.50 | 8.60 | 8.60 | 5.00 |
| HOUSEHOLD SERVANT FEMALE P/T | P/MNTH | 1500.00 | 1100.00 | 2250.00 | 3000.00 | 1500.00 | 1200.00 | 1750.00 |
| MARRIAGE HALL WITH FURNITURE | P/HEAD | 105.00 | 90.00 | 130.00 | 150.00 | 96.67 | 72.50 | 110.00 |
| SEPTRAN TABLETS | 10TAB. | 20.00 | 19.30 | 20.00 | 18.10 | 16.00 | 16.00 | 19.30 |
| BRUFEN TABS 200-MG. | 10TAB. | 10.00 | 10.00 | 10.00 | 8.90 | 8.90 | 8.90 | 8.90 |
| PANADOL TAB. EXTRA/PLAIN | 10TAB. | 12.00 | 12.00 | 12.00 | 12.00 | 12.00 | 12.00 | 12.00 |
| DISPRIN TAB. | 10TAB. | 12.40 | 12.40 | 12.50 | 12.90 | 12.86 | 12.86 | 12.85 |
| TRISIL TAB. | 10 TAB | 10.00 | 10.00 | 10.00 | 10.00 | 10.00 | 10.00 | 10.00 |
| FLAGYL TAB. 200 MG. | 10TAB. | 10.00 | 10.00 | 10.00 | 10.00 | 10.00 | 10.00 | 10.00 |
| VENTOLIN TAB. 2MG. | 10TAB. | 10.00 | 10.00 | 10.00 | 9.90 | 9.90 | 9.90 | 9.90 |
| DAONIL TAB. 5 MG. | 10TAB. | 17.00 | 17.00 | 17.00 | 16.80 | 16.83 | 16.83 | 17.00 |

Contd.

7.11 Intercity Consumer Prices August, 2017

| Description | Unit | Wazirabad | Sialkot | Faisal- abad | Jhang | Multan | Muzaffar- garh | D.G. Khan |
|--|---------|-----------|------------|-----------------|------------|------------|-------------------|------------|
| ENTOX TAB. | 10TAB. | 15.00 | 10.00 | 16.00 | 15.00 | 15.00 | 15.00 | 15.00 |
| RENITEC TAB. 5 MG. | 10TAB. | 58.50 | 58.50 | 58.50 | 58.80 | 58.50 | 58.50 | 58.50 |
| CAC. 1000 TAB | BOTTLE | 124.44 | 122.00 | 124.00 | 124.35 | 124.44 | 124.44 | 124.44 |
| AMOXIL CAPSOLE 250 MG.S | 10CAP. | 35.00 | 36.00 | 36.00 | 35.70 | 35.70 | 35.70 | 35.70 |
| CALCIUM SYRUP SANDOZ | BOTTLE | 64.00 | 64.00 | 64.00 | 64.00 | 64.00 | 64.00 | 64.00 |
| LEDERPLEX SYRUP | BOTTLE | 52.74 | 52.70 | 39.00 | 52.75 | 52.74 | 52.74 | 51.00 |
| SANCOS SYRUP (50 ML.) | BOTTLE | 30.00 | 30.00 | 30.00 | 30.00 | 30.00 | 30.00 | 30.00 |
| PHENERGAN SYRUP 120 ML. | BOTTLE | 34.50 | 33.00 | 34.00 | 33.00 | 33.00 | 33.00 | 33.00 |
| CALPOL SYRUP 60 ML. | BOTTLE | 28.00 | 28.00 | 28.00 | 28.00 | 28.39 | 28.39 | 28.00 |
| HYDRYLLIN SYRUP 120 ML. | BOTTLE | 69.00 | 69.00 | 69.00 | 69.00 | 69.00 | 69.00 | 69.00 |
| POLYFAX EYE OINTMENT | TUBE | 21.00 | 21.00 | 21.00 | 21.00 | 21.00 | 21.00 | 21.00 |
| BETNESOL EYE DROPS | BOTTLE | 33.89 | 33.89 | 33.00 | 33.89 | 33.89 | 33.89 | 33.89 |
| EAR DROPS (CARDISPORINE) *** | BOTTLE | 21.00 | 21.00 | 25.00 | 25.00 | 21.00 | 21.00 | 23.33 |
| BETNOVATE-N OINTMENT 5 GMS | TUBE | 16.67 | 16.00 | 16.00 | 16.00 | 16.68 | 16.68 | 16.00 |
| BURNOL CREAM 30 GRM | TUBE | 55.42 | 55.42 | 55.42 | 55.42 | 55.42 | 55.42 | 55.42 |
| VICKS VAPORUB/BALM | BOTTLE | 36.00 | 36.00 | 36.00 | 36.00 | 36.00 | 36.00 | 36.00 |
| GLYCRINE SMALL BOTTLE | BOTTLE | 17.00 | 35.00 | 24.00 | 30.00 | 20.00 | 20.00 | 20.00 |
| JOUHAR JOSHANDA | PKT. | 10.00 | 8.00 | 10.00 | 10.00 | 10.00 | 10.00 | 10.00 |
| GALXOS-D (450 GRMS) | PKT. | 157.50 | 157.50 | 140.00 | 157.50 | 157.50 | 157.50 | 157.50 |
| GRIPE-WATER WOODWARDS | BOTTLE | 55.00 | 55.00 | 55.00 | 55.00 | 55.00 | 55.00 | 55.00 |
| SANIPLAST ONE PUTTY | EACH | 2.00 | 1.40 | 2.00 | 2.00 | 1.40 | 1.40 | 1.40 |
| O.R.S. (NIMCOL) | PKT. | 18.00 | 15.00 | 18.00 | 18.00 | 18.00 | 18.00 | 17.00 |
| DETTOL (MEDIUM) | BOTTLE | 65.00 | 65.00 | 50.00 | 80.00 | 80.00 | 80.00 | 80.00 |
| COTTON BANDAGE 2" - 4" | EACH | 7.00 | 10.00 | 8.50 | 7.50 | 7.00 | 10.00 | 7.00 |
| THERMOMETER CHINA | EACH | 35.00 | 40.00 | 46.25 | 40.00 | 55.83 | 57.50 | 50.00 |
| DOCTOR (MBBS) CLINIC FEE | P/PAT. | 100.00 | 100.00 | 125.00 | 300.00 | 100.00 | 100.00 | 200.00 |
| URINE TEST (DR) CHARGES | P/TEST | 100.00 | 150.00 | 55.00 | 60.00 | 75.00 | 55.00 | 100.00 |
| BLOOD TEST (CP) CHARGES | P/TEST | 300.00 | 350.00 | 225.00 | 200.00 | 290.00 | 225.00 | 350.00 |
| SUGAR TEST (RANDOM/FASTING BOTH) CHARGES | P/TEST | 200.00 | 200.00 | 200.00 | 150.00 | 130.00 | 100.00 | 140.00 |
| ECG CHARGES | P/TEST | 200.00 | 150.00 | 200.00 | 200.00 | 312.50 | 125.00 | 300.00 |
| X-RAY (CHEST) CHARGES | P/X-RAY | 300.00 | 200.00 | 350.00 | 500.00 | 250.00 | 200.00 | 350.00 |
| CAR SUZUKI 800 CC (W/O. A/C) | EACH | 0.00 | 660000.00 | 652800.00 | 689000.00 | 689000.00 | 0.00 | 698000.00 |
| CAR SUZUKI 1000 CC | EACH | 0.00 | 1124000.00 | 1092800.00 | 1275000.00 | 1275000.00 | 0.00 | 1194000.00 |
| CAR TOYOTA 1300 CC | EACH | 0.00 | 1661500.00 | 1520500.00 | 1882000.00 | 1792000.00 | 0.00 | 4874375.00 |
| CAR HONDA CIVIC | EACH | 0.00 | 2580500.00 | 0.00 | 0.00 | 2510000.00 | 0.00 | 0.00 |
| MOTORCYCLE HONDA CD-70. | EACH | 63500.00 | 63500.00 | 63500.00 | 63500.00 | 63500.00 | 63500.00 | 63500.00 |
| MOTORCYCLE YAMAHA 100CC. | EACH | 79300.00 | 79300.00 | 79300.00 | 79300.00 | 80000.00 | 80000.00 | 79300.00 |
| MOTOR CYCLE HERO 70 CC | EACH | 42500.00 | 45000.00 | 47500.00 | 45000.00 | 47500.00 | 0.00 | 42000.00 |
| BICYCLE WITH TYRES & TUBES | EACH | 7700.00 | 7200.00 | 7600.00 | 8200.00 | 7262.50 | 7350.00 | 7750.00 |
| TYRE CAR WITH TUBE GENERAL | EACH | 3000.00 | 3000.00 | 2800.00 | 3000.00 | 2500.00 | 2500.00 | 2800.00 |
| TYRE MOTOR CYCLE WITHOUT TUBE | EACH | 1200.00 | 1120.00 | 1300.00 | 850.00 | 850.00 | 850.00 | 900.00 |
| TYRE CYCLE SPECIFY BRAND NAME | EACH | 350.00 | 350.00 | 425.00 | 300.00 | 350.00 | 350.00 | 320.00 |
| TYRE CAR W/O TUBE | EACH | 2700.00 | 3000.00 | 3200.00 | 3000.00 | 2500.00 | 0.00 | 2800.00 |
| PETROL SUPER | LITRE | 69.50 | 69.50 | 69.50 | 69.50 | 69.50 | 69.50 | 69.50 |
| HIGH SPEED DIESEL HSD | LITRE | 77.40 | 77.40 | 77.40 | 77.40 | 77.40 | 77.40 | 77.40 |
| CNG | K.G. | 67.50 | 67.50 | 67.50 | 67.50 | 67.50 | 67.50 | 67.50 |
| GAS CYLINDER STAND. SIZE | EACH | 990.00 | 1155.00 | 1100.00 | 1000.00 | 1100.00 | 1100.00 | 1000.00 |
| MOTOR CYCLE SERVICE CHARGES | EACH | 300.00 | 175.00 | 225.00 | 270.00 | 235.00 | 260.00 | 250.00 |
| CAR SERVICE CHARGES | EACH | 250.00 | 400.00 | 300.00 | 300.00 | 275.00 | 275.00 | 225.00 |
| TYRE PUNCTURE CHARGES | EACH | 50.00 | 100.00 | 70.00 | 60.00 | 70.00 | 65.00 | 40.00 |
| CYCLE OVERHAULING CHARGES | EACH | 200.00 | 350.00 | 275.00 | 500.00 | 281.00 | 290.00 | 275.00 |
| CAR TAX FOR 800CC TO 1300CC | YEARLY | 2650.00 | 2650.00 | 2650.00 | 2650.00 | 2650.00 | 2650.00 | 2650.00 |
| TRAIN FARE ECO. 1-100 KM. | P/KM. | 0.68 | 0.68 | 0.68 | 0.68 | 0.68 | 0.68 | 0.68 |
| TRAIN FARE ECO. 101-500 KM. | P/KM. | 0.98 | 0.98 | 0.98 | 0.98 | 0.98 | 0.98 | 0.98 |
| TRAIN FARE ECO. > 500 KM. | P/KM. | 0.89 | 0.89 | 0.89 | 0.89 | 0.89 | 0.89 | 0.89 |
| TRAIN FARE IST SLP. 1-100KM | P/KM. | 2.10 | 2.10 | 2.10 | 2.10 | 2.10 | 2.10 | 2.10 |
| TRAIN FARE IST SLP.101-500 KM | P/KM. | 2.59 | 2.59 | 2.59 | 2.59 | 2.59 | 2.59 | 2.59 |
| TRAIN FARE IST SLP. > 500 KM | P/KM. | 1.99 | 1.99 | 1.99 | 1.99 | 1.99 | 1.99 | 1.99 |
| TRAIN FARE A/C SLP. 1-100KM. | P/KM. | 5.76 | 5.76 | 5.76 | 5.76 | 5.76 | 5.76 | 5.76 |
| TRAIN FARE A/C SLP.101-500KM | P/KM. | 4.59 | 4.59 | 4.59 | 4.59 | 4.59 | 4.59 | 4.59 |
| TRAIN FARE A/C SLP > 500KM. | P/KM. | 4.16 | 4.16 | 4.16 | 4.16 | 4.16 | 4.16 | 4.16 |

Contd.

7.11 Intercity Consumer Prices August, 2017

| Description | Unit | Wazirabad | Sialkot | Faisal- abad | Jhang | Multan | Muzaffar- garh | D.G. Khan |
|--|--------|-----------|----------|-----------------|----------|----------|-------------------|-----------|
| PLATEFORM TICKET | EACH | 10.00 | 10.00 | 10.00 | 10.00 | 10.00 | 10.00 | 10.00 |
| AUTO RICKSHAW FARES | KM/MIN | 50.00 | 60.00 | 65.00 | 50.00 | 30.00 | 30.00 | 50.00 |
| FULL TONGA CHARGES | KM/MIN | 60.00 | 60.00 | 75.00 | 100.00 | 49.38 | 50.00 | 56.00 |
| TAXI 4 SEATER FARE | KM/MIN | 100.00 | 100.00 | 60.00 | 90.00 | 100.00 | 100.00 | 50.00 |
| BUS FARE MIN (WITHIN CITY) | TICKET | 9.00 | 0.00 | 9.00 | 0.00 | 9.00 | 0.00 | 0.00 |
| BUS FARE MAX (WITHIN CIT | TICKET | 21.00 | 0.00 | 21.00 | 0.00 | 21.00 | 0.00 | 0.00 |
| BUS FARE OUTSIDE CITY | P/KM. | 0.86 | 0.86 | 0.86 | 0.86 | 0.86 | 0.86 | 0.86 |
| A/C BUS FARE OUTSIDE CITY | P/KM. | 1.45 | 1.11 | 1.74 | 1.56 | 1.40 | 1.40 | 1.40 |
| MINIBUS FARE MIN.WITH IN CITY | TICKET | 10.00 | 0.00 | 0.00 | 0.00 | 11.00 | 0.00 | 0.00 |
| MINIBUS FARE MAX.WITH IN CITY | TICKET | 10.00 | 0.00 | 0.00 | 0.00 | 24.00 | 0.00 | 0.00 |
| SUZUKI FARE MIN.WITH IN CITY | TICKET | 0.00 | 15.00 | 15.00 | 15.00 | 11.00 | 0.00 | 8.00 |
| SUZUKI FARE MAXIMUM W.IN CITY | TICKET | 0.00 | 20.00 | 27.50 | 20.00 | 21.00 | 0.00 | 8.00 |
| AIR FARE ECONOMY CLASS. | P/KM. | 0.00 | 19.26 | 19.26 | 0.00 | 19.26 | 0.00 | 19.26 |
| POSTAL ENVELOPE DOMESTIC | EACH | 8.00 | 8.00 | 8.00 | 8.00 | 8.00 | 8.00 | 8.00 |
| ENVELOPE FOR SAUDI ARABIA | EACH | 50.00 | 50.00 | 60.00 | 50.00 | 50.00 | 50.00 | 50.00 |
| POSTAL REGISTRATION CHARGES | EACH | 38.00 | 38.00 | 38.00 | 38.00 | 38.00 | 38.00 | 38.00 |
| U.M.S. REG CHARGES MIN. | EACH | 59.00 | 59.00 | 59.00 | 59.00 | 59.00 | 59.00 | 59.00 |
| T.C.S. CH. MIN.WITH IN ZONE | EACH | 150.00 | 110.00 | 170.00 | 180.00 | 180.00 | 180.00 | 160.00 |
| TELEPHONE CHARGES LOCAL CALL | P/CALL | 3.94 | 3.94 | 3.94 | 3.94 | 3.94 | 3.94 | 3.94 |
| TEL CHARGES OUT SIDE CITY | P/CALL | 3.94 | 3.94 | 3.94 | 3.94 | 3.94 | 3.94 | 3.94 |
| INTERNET CHARGES | P/HOUR | 50.00 | 25.00 | 22.50 | 50.00 | 20.00 | 22.50 | 20.00 |
| MOBILE CELL CHARGES | P/UNIT | 3.00 | 3.06 | 3.00 | 3.00 | 3.00 | 4.00 | 3.00 |
| FAX CHARGES (LOCAL) | P/PAGE | 30.00 | 10.00 | 16.25 | 30.00 | 20.00 | 20.00 | 15.00 |
| TELEPHONE SET AV. QLTY | EACH | 575.00 | 300.00 | 475.00 | 1000.00 | 775.00 | 475.00 | 900.00 |
| MOBILE SET NOKIA/SONY/ERICSON/SAMSUNG WITHOUT CAMERA | EACH | 4250.00 | 2600.00 | 2200.00 | 3500.00 | 3406.67 | 3560.00 | 2600.00 |
| T.V. 20" COLORED WEGA H-A21. | EACH | 18500.00 | 20000.00 | 22500.00 | 12500.00 | 23500.00 | 23500.00 | 23500.00 |
| T.V 20" COLOR CHINA/KORIA) | EACH | 7000.00 | 13500.00 | 16900.00 | 5500.00 | 15500.00 | 15500.00 | 14900.00 |
| V.C.P. PANASONIC/LG/NAT | EACH | 0.00 | 5400.00 | 5750.00 | 0.00 | 0.00 | 0.00 | 0.00 |
| DVD/VCD PLAYER PANASONIC/LG | EACH | 4100.00 | 4500.00 | 4500.00 | 6000.00 | 4500.00 | 4200.00 | 4000.00 |
| RADIO WITH C.PLAYER NATIONAL | EACH | 2500.00 | 2250.00 | 2175.00 | 1250.00 | 3500.00 | 0.00 | 3000.00 |
| PERSONNEL COMPUTER (BRANDED) | EACH | 37500.00 | 35000.00 | 38820.00 | 47500.00 | 48200.00 | 48200.00 | 35000.00 |
| VID. CASSETTE BLK. TDK/SONY | EACH | 0.00 | 100.00 | 150.00 | 100.00 | 180.00 | 170.00 | 150.00 |
| COM. C.D. (TDK/IMATION) | EACH | 35.00 | 40.00 | 67.50 | 50.00 | 60.00 | 60.00 | 60.00 |
| TAPE RECORDER CASSETTE BLANK | EACH | 35.00 | 30.00 | 65.00 | 60.00 | 50.00 | 42.50 | 40.00 |
| VIDEO GAME SEGA 16 BYTE | EACH | 0.00 | 1250.00 | 1500.00 | 1200.00 | 1300.00 | 0.00 | 1600.00 |
| CINEMA A/C. HIGH CLASS | TICKET | 0.00 | 40.00 | 150.00 | 0.00 | 275.00 | 0.00 | 0.00 |
| CINEMA NON-A/C HIGH CLASS | TICKET | 0.00 | 40.00 | 100.00 | 30.00 | 150.00 | 40.00 | 35.00 |
| CABLE CHARGES | P/MONT | 300.00 | 250.00 | 300.00 | 300.00 | 300.00 | 275.00 | 350.00 |
| TV.LICENCE FEE DOMESTIC | YEARLY | 420.00 | 420.00 | 420.00 | 420.00 | 420.00 | 420.00 | 420.00 |
| ENGLISH BOOK CLASS V1 | EACH | 73.00 | 73.00 | 73.00 | 73.00 | 73.00 | 73.00 | 73.00 |
| ENGLISH BOOK CLASS IX OR X | EACH | 130.00 | 130.00 | 130.00 | 130.00 | 130.00 | 130.00 | 130.00 |
| ENG. BOOK IST.YR COMPLETE SET | EACH | 84.00 | 84.00 | 84.00 | 84.00 | 84.00 | 84.00 | 84.00 |
| ENGLISH BOOK BA/B.SC | EACH | 178.00 | 178.00 | 178.00 | 178.00 | 178.00 | 178.00 | 178.00 |
| URDU BOOK CLASS V (T.B.BORD) | EACH | 55.00 | 55.00 | 55.00 | 55.00 | 55.00 | 55.00 | 55.00 |
| URDU BOOK CLASS IX/X(T.B.B) | EACH | 131.00 | 131.00 | 131.00 | 131.00 | 131.00 | 131.00 | 131.00 |
| URDU BOOK IST.YEAR/INTER | EACH | 53.00 | 53.00 | 53.00 | 53.00 | 53.00 | 53.00 | 53.00 |
| URDU BOOK BA/B.SC | EACH | 140.00 | 140.00 | 140.00 | 140.00 | 140.00 | 140.00 | 140.00 |
| MATHS BOOK CALSS V (T.B.B) | EACH | 78.00 | 78.00 | 78.00 | 78.00 | 78.00 | 78.00 | 78.00 |
| MATHS BOOK CLASS IX OR X | EACH | 266.00 | 266.00 | 266.00 | 266.00 | 266.00 | 266.00 | 266.00 |
| MATHS BOOK IST.YEAR (T.B.B) | EACH | 156.00 | 156.00 | 156.00 | 156.00 | 156.00 | 156.00 | 156.00 |
| PAKISTAN STUDIES BOOK BA/B.SC | EACH | 125.00 | 125.00 | 125.00 | 125.00 | 125.00 | 125.00 | 125.00 |
| DAILY "DAWN" | P/COPY | 20.00 | 19.00 | 20.00 | 20.00 | 20.00 | 20.00 | 20.00 |
| DAILY "JANG" | P/COPY | 13.00 | 12.00 | 13.00 | 13.00 | 13.00 | 13.00 | 13.00 |
| DAILY "NAWA-E-WAQT" | P/COPY | 13.00 | 12.00 | 13.00 | 13.00 | 13.00 | 13.00 | 13.00 |
| WEEKLY "AKHBAR-E-JAHAN" | P/COPY | 55.00 | 55.00 | 55.00 | 55.00 | 55.00 | 55.00 | 55.00 |
| WEEKLY "MAG" | P/COPY | 45.00 | 45.00 | 45.00 | 50.00 | 50.00 | 50.00 | 50.00 |
| MONTHLY "NAUNEHAL DIGEST" | P/COPY | 35.00 | 35.00 | 35.00 | 35.00 | 35.00 | 35.00 | 35.00 |
| PAPER FOOLSCAPE (27"x17") | QUIRE | 30.00 | 30.00 | 45.00 | 50.00 | 37.50 | 33.75 | 30.00 |
| EXERCISE.BOOK LINED 80/100 PGS | EACH | 40.00 | 80.00 | 57.50 | 70.00 | 32.50 | 27.50 | 30.00 |
| PENCILGOLDFISH/DEER | EACH | 7.00 | 7.00 | 6.00 | 7.00 | 6.50 | 6.00 | 7.00 |
| PEN INK DOLLOR 57 ML BOTTLE | EACH | 20.00 | 25.00 | 20.00 | 20.00 | 20.00 | 20.00 | 20.00 |

Contd.

7.11 Intercity Consumer Prices August, 2017

| Description | Unit | Wazirabad | Sialkot | Faisal- abad | Jhang | Multan | Muzaffar- garh | D.G. Khan |
|---|---------|-----------|----------|-----------------|----------|----------|-------------------|-----------|
| PHOTOSTATE PAPER 70 GM | PRT | 380.00 | 320.00 | 345.00 | 320.00 | 290.00 | 330.00 | 300.00 |
| BALL PEN (local) | EACH | 5.00 | 5.00 | 5.00 | 8.00 | 5.83 | 6.00 | 7.00 |
| FOUNTAIN PEN HERO/WINGS/CHINA | EACH | 40.00 | 40.00 | 50.00 | 50.00 | 47.00 | 50.00 | 35.00 |
| PRIVATE SCHOOL FEE ENGLISH MEDIUM AVERAGE STANDARD (CLASS I) | P/MONT | 1250.00 | 1000.00 | 2100.00 | 1700.00 | 2258.33 | 866.67 | 1300.00 |
| PRIVATE SCHOOL FEE ENGLISH MEDIUM AVERAGE STANDARD (CLASS V) | P/MONT | 1450.00 | 1200.00 | 2200.00 | 1800.00 | 2541.67 | 966.67 | 1350.00 |
| PRIVATE SCHOOL FEE ENGLISH MEDIUM AVERAGE STANDARD (CLASS VI) | P/MONT | 1650.00 | 1300.00 | 2400.00 | 1800.00 | 2758.33 | 1183.33 | 1400.00 |
| PRIVATE SCHOOL FEE ENGLISH MEDIUM AVERAGE STANDARD (CLASS X) | P/MONT | 1850.00 | 1500.00 | 2200.00 | 2000.00 | 3016.67 | 1533.33 | 2250.00 |
| PRIVATE MEDICLE COLLEGE FEE MBBS (1ST YEAR) | P/MONT | 0.00 | 0.00 | 53500.00 | 0.00 | 45166.67 | 0.00 | 0.00 |
| PRIVATE ENGINEERING COLLEGE FEE (ISTR YEAR) | P/MONT | 0.00 | 0.00 | 3200.00 | 0.00 | 13333.33 | 0.00 | 0.00 |
| GOVT. COLLEGE FEE 1ST. YEAR | MONTH | 50.00 | 50.00 | 50.00 | 50.00 | 50.00 | 50.00 | 50.00 |
| GOVT. COLLEGE FEE 4TH. YEAR | MONTH | 60.00 | 60.00 | 60.00 | 60.00 | 60.00 | 60.00 | 60.00 |
| GOVT. UNIVERSITY FEE MSC. | MONTH | 77.50 | 0.00 | 670.00 | 180.00 | 1666.66 | 0.00 | 833.00 |
| GOVT. MED. COLLEGE FEE MBBS | MONTH | 873.00 | 0.00 | 1250.00 | 0.00 | 1250.00 | 0.00 | 1250.00 |
| GOVT. ENGG. COLL. FEE I YEAR | MONTH | 1558.00 | 0.00 | 3200.00 | 0.00 | 3333.33 | 0.00 | 0.00 |
| COACHING FEE FOR CLASS IX/X | P/MONT | 500.00 | 550.00 | 1200.00 | 1200.00 | 800.00 | 500.00 | 500.00 |
| COACHING CHARGES FOR CLASS 1ST YEAR/INTER (SCIENCE) | P/MONT | 1000.00 | 1900.00 | 1700.00 | 2000.00 | 1200.00 | 900.00 | 1500.00 |
| COACHING CHARGES FOR CLASS 1ST YEAR/INTER (COMMERCE) | P/MONT | 1000.00 | 2400.00 | 1375.00 | 2000.00 | 1133.33 | 900.00 | 1000.00 |
| I.T. TUITION FEES | P/MONT | 3900.00 | 0.00 | 5500.00 | 2000.00 | 3000.00 | 0.00 | 2000.00 |
| MBA TUITION FEES | P/MONT | 2000.00 | 0.00 | 17000.00 | 0.00 | 6907.78 | 0.00 | 2000.00 |
| BREAD TANDOORI ST. SIZE | EACH | 6.00 | 7.00 | 6.00 | 6.00 | 6.00 | 5.50 | 5.00 |
| COOKED MUTTON (AV. HOTEL) | PLATE | 140.00 | 125.00 | 135.00 | 150.00 | 105.00 | 135.00 | 100.00 |
| COOKED BEEF (AV. HOTEL) | PLATE | 75.00 | 60.00 | 72.50 | 100.00 | 80.00 | 80.00 | 60.00 |
| COOKED DAL (AV. HOTEL) | PLATE | 50.00 | 40.00 | 42.50 | 70.00 | 40.00 | 45.00 | 35.00 |
| CHICKEN BIRYANI FULL/DOUBLE | PLATE | 130.00 | 160.00 | 150.00 | 200.00 | 131.67 | 100.00 | 80.00 |
| TEA PREPARED (ORDINARY) | CUP | 20.00 | 20.00 | 20.00 | 20.00 | 20.00 | 20.00 | 25.00 |
| HAIRCUT CHARGES FOR MEN | P/CUT | 70.00 | 60.00 | 70.00 | 60.00 | 78.33 | 75.00 | 65.00 |
| BEAUTY PORL HAIR STYL CHARGE | P/STY. | 300.00 | 175.00 | 212.50 | 300.00 | 300.00 | 225.00 | 200.00 |
| SHAVING CHARGES | PER SHV | 40.00 | 40.00 | 45.00 | 30.00 | 36.67 | 40.00 | 45.00 |
| LIPSTICK S.MISS/MEDORA | EACH | 120.00 | 90.00 | 110.00 | 120.00 | 120.00 | 120.00 | 120.00 |
| NAIL POLISH S.MISS/MEDORA | EACH | 60.00 | 65.00 | 105.00 | 115.00 | 100.00 | 100.00 | 60.00 |
| PERFUME MED.SIZE MEDORA/BROACH | EACH | 120.00 | 180.00 | 200.00 | 200.00 | 120.00 | 120.00 | 120.00 |
| HAIR-OIL AMLA/CHAMBELI | BOTTLE | 120.00 | 100.00 | 120.00 | 130.00 | 120.00 | 120.00 | 120.00 |
| TOILET SOAP LUX 95 GRAMS | EACH | 44.78 | 38.00 | 44.00 | 35.00 | 36.00 | 36.00 | 33.00 |
| TOILET SOAP LIFEBOUY 140 GRM | EACH | 51.13 | 42.00 | 100.00 | 47.00 | 42.00 | 42.00 | 37.00 |
| TOILET SOAP SAFEGUARD BATH SIZE | EACH | 50.00 | 50.00 | 50.00 | 50.00 | 50.00 | 50.00 | 50.00 |
| TOOTHPASTE MACKLINES 70 GRM | EACH | 50.00 | 50.00 | 65.00 | 50.00 | 50.00 | 50.00 | 50.00 |
| TOOTHPAST MED SIZE CLGATE 70 GMS | EACH | 63.47 | 70.00 | 82.50 | 80.00 | 68.00 | 68.00 | 85.00 |
| TOOTHBRUSH SHEILD A/PLAUQUE | EACH | 50.00 | 40.00 | 75.00 | 60.00 | 30.00 | 25.00 | 35.00 |
| TOOTHPOWDER DENTONIC 90 GRM | EACH | 30.00 | 35.00 | 32.00 | 32.00 | 35.00 | 35.00 | 32.00 |
| HAIR-COLOUR BEGIN (6 GMS) | EACH | 110.00 | 100.00 | 100.00 | 110.00 | 110.00 | 110.00 | 110.00 |
| HAIR COLOUR (KALAKOLA) | BOTTLE | 140.00 | 120.00 | 120.00 | 130.00 | 130.00 | 130.00 | 130.00 |
| FACECREAM PONDS (MEDIUM) | EACH | 120.00 | 105.00 | 110.00 | 120.00 | 120.00 | 120.00 | 120.00 |
| TALC POWDER VICE ROAY,B.CAT | EACH | 155.00 | 120.00 | 150.00 | 155.00 | 155.00 | 155.00 | 160.00 |
| BLADE TREET ORDINARY 10'S | PKT. | 40.00 | 40.00 | 30.00 | 30.00 | 30.00 | 30.00 | 35.00 |
| BLADE 7-O-CLOCK STAIN. 5'S | PKT. | 35.00 | 30.00 | 30.00 | 35.00 | 35.00 | 35.00 | 35.00 |
| SHAMPOO SUNSILK/PAINTIN 100 ML | BOTTLE | 110.00 | 110.00 | 99.00 | 100.00 | 110.00 | 110.00 | 110.00 |
| BEAUTY CREAM (FAIR & LOVELY) | EACH | 200.00 | 99.00 | 75.00 | 200.00 | 200.00 | 200.00 | 130.00 |
| HAIR REMOVING CREAM (EU-CREAM) | TUBE | 70.00 | 65.00 | 60.00 | 70.00 | 65.00 | 65.00 | 65.00 |
| GEL MEDIUM SIZE | BOTTLE | 80.00 | 65.00 | 95.00 | 125.00 | 100.00 | 100.00 | 155.00 |
| DISPOSABLE RAZOR GILLET-II | EACH | 40.00 | 45.00 | 40.00 | 45.00 | 40.00 | 40.00 | 40.00 |
| SHAVING CREAM TOUCH-ME/ADM. | EACH | 70.00 | 60.00 | 55.00 | 75.00 | 70.00 | 70.00 | 70.00 |
| GOLD TEZABI 24 CT | 10 GM. | 43080.00 | 43400.00 | 43720.00 | 42866.00 | 42695.00 | 42695.00 | 42866.00 |
| SILVER TEZABI 24 CT | 10 GM. | 617.00 | 688.00 | 672.63 | 635.00 | 625.00 | 625.00 | 626.00 |
| ARTIFICIAL JEWELLARY SET | SET | 900.00 | 200.00 | 575.00 | 450.00 | 656.25 | 575.00 | 450.00 |
| WRIST WATCH GENTS CITIZEN (ORIGINAL) *** | EACH | 2500.00 | 2400.00 | 5250.00 | 5000.00 | 2500.00 | 2600.00 | 2500.00 |
| WRIST WATCH LADIES CITIZEN (ORIGINAL) *** | EACH | 2400.00 | 2400.00 | 5250.00 | 5000.00 | 2500.00 | 0.00 | 2500.00 |
| WALL CLOCK QUARTZ AV.QLTY | EACH | 500.00 | 400.00 | 537.50 | 1000.00 | 400.00 | 325.00 | 550.00 |
| SUITCASE REXIN (24"x16"x6") | EACH | 1200.00 | 1200.00 | 1250.00 | 1500.00 | 775.00 | 725.00 | 1200.00 |
| TRUNK MEDIUM SIZE *** | EACH | 1500.00 | 1500.00 | 1550.00 | 1400.00 | 1191.67 | 1325.00 | 1500.00 |
| PURSE LADIES (LEATHER) AVERAGE QUALITY | EACH | 850.00 | 500.00 | 550.00 | 1000.00 | 1266.67 | 1300.00 | 550.00 |

7.11 Intercity Consumer Prices August, 2017

| Description | Unit | Vehari | Sargodha | Mianwali | Bahawal- pur | Bahawal- nagar | R.Y. Khan |
|--|---------|--------|----------|----------|-----------------|-------------------|-----------|
| WHEAT | 10 KG. | 290.00 | 281.25 | 300.00 | 297.50 | 292.50 | 320.00 |
| WHEAT FLOUR FINE/SUPERIOR. | KG. | 40.00 | 40.00 | 38.00 | 40.00 | 39.00 | 40.00 |
| WHEAT FLOUR AVG. QLTY | KG. | 38.00 | 35.00 | 36.00 | 36.50 | 37.00 | 39.00 |
| WHEAT FLOUR BAG | 10 KG. | 370.00 | 305.00 | 360.00 | 360.00 | 340.00 | 330.00 |
| MAIDA | KG. | 50.00 | 50.00 | 50.00 | 45.00 | 50.00 | 45.00 |
| SUJI | KG. | 55.00 | 50.00 | 50.00 | 45.00 | 50.00 | 45.00 |
| BESAN AV. QLTY. | KG. | 155.00 | 125.00 | 140.00 | 135.00 | 140.00 | 115.00 |
| RICE BASMATI SUP. QLTY. | KG. | 145.00 | 125.00 | 120.00 | 125.00 | 112.50 | 120.00 |
| RICE BASMATI 385/386 | KG. | 77.50 | 72.50 | 80.00 | 95.00 | 80.00 | 80.00 |
| RICE BASMATI BROKEN AV.QLTY | KG. | 72.50 | 60.00 | 60.00 | 55.00 | 60.00 | 75.00 |
| RICE IRRI-6 (SINDH/PUNJAB) | KG. | 40.00 | 50.00 | 50.00 | 47.50 | 50.00 | 40.00 |
| VERMICELLI | KG. | 80.00 | 70.00 | 120.00 | 85.00 | 80.00 | 90.00 |
| BREAD PLAIN MEDIUM SIZE | EACH | 60.00 | 40.00 | 40.00 | 45.00 | 40.00 | 38.00 |
| RUSK (PAPAY) | KG. | 200.00 | 200.00 | 200.00 | 220.00 | 210.00 | 200.00 |
| BISCUITS-PACKED | PKT | 40.00 | 35.00 | 40.00 | 35.00 | 37.50 | 35.00 |
| BISCUIT-BAKERY (LOOSE) | 250 GM | 80.00 | 80.00 | 80.00 | 100.00 | 70.00 | 85.00 |
| CORNFLAKS FAUJI 225 GM. | PKT | 180.00 | 220.00 | 220.00 | 180.00 | 180.00 | 171.00 |
| SAMOSA (VEGATABLE) | EACH | 15.00 | 17.50 | 20.00 | 10.00 | 20.00 | 17.00 |
| PASTRY AV.QLTY. | EACH | 30.00 | 30.00 | 30.00 | 40.00 | 25.00 | 35.00 |
| PATTIES (VEGATABLES) | EACH | 15.00 | 30.00 | 30.00 | 20.00 | 20.00 | 25.00 |
| NIMCO | 250 GM | 80.00 | 60.00 | 80.00 | 60.00 | 80.00 | 80.00 |
| CHIPS | 250 GM | 65.00 | 100.00 | 40.00 | 70.00 | 60.00 | 128.00 |
| BEEF WITH BONE AV.QLTY. | KG | 310.00 | 330.00 | 320.00 | 325.00 | 310.00 | 270.00 |
| MUTTON AV.QLTY. | KG | 625.00 | 700.00 | 600.00 | 625.00 | 600.00 | 560.00 |
| CHICKEN FARM BROILER (LIVE) | KG | 140.00 | 145.00 | 129.00 | 140.00 | 131.00 | 160.00 |
| FISH-RAHU MEDIUM SIZE | KG | 290.00 | 220.00 | 350.00 | 290.00 | 200.00 | 260.00 |
| MILK FRESH (UNBOILED) | LTR. | 67.50 | 70.00 | 70.00 | 67.50 | 70.00 | 70.00 |
| CURD | KG. | 77.50 | 80.00 | 80.00 | 80.00 | 80.00 | 85.00 |
| MILK TETRA PACK 1/2 LTR. | PKT. | 70.00 | 70.00 | 60.00 | 65.00 | 65.00 | 65.00 |
| LACTOGEN 400 GRAMS | PKT. | 460.00 | 455.00 | 440.00 | 450.00 | 440.00 | 425.00 |
| POWDER MILK NIDO 400GM. | PKT | 379.49 | 379.50 | 380.00 | 379.50 | 390.00 | 390.00 |
| MILK POWDER LOOSE/PACKED | KG. | 450.00 | 550.00 | 450.00 | 475.00 | 550.00 | 480.00 |
| BUTTER LOCAL PACKED | 50 GM. | 30.00 | 30.00 | 40.00 | 55.00 | 21.42 | 30.00 |
| EGGS FARM | DOZ | 80.00 | 95.00 | 95.00 | 96.00 | 90.00 | 94.00 |
| MUSTARD OIL AV.QLTY. | KG. | 155.00 | 175.00 | 180.00 | 170.00 | 160.00 | 180.00 |
| COOKING OIL (DALDA) | 2.5LTR | 475.00 | 475.00 | 470.00 | 460.00 | 475.00 | 465.00 |
| COOKING OIL (PAKWAN) OTHER BRAND SPECIFY | 2.5 LTR | 460.00 | 470.00 | 400.00 | 395.00 | 450.00 | 433.00 |
| VEGETABLE GHEE TIN | 2.5KG. | 470.00 | 470.00 | 460.00 | 455.00 | 470.00 | 460.00 |
| VEGETABLE GHEE (LOOSE) | KG. | 175.00 | 140.00 | 130.00 | 150.00 | 140.00 | 146.00 |
| DATES AV.QLTY. | KG. | 195.00 | 155.00 | 180.00 | 155.00 | 200.00 | 180.00 |
| PISTACHIO AV.QLTY. | 50 GM. | 117.50 | 115.00 | 120.00 | 105.00 | 120.00 | 120.00 |
| ALMONDS WHOLE AV.QLTY. | KG. | 650.00 | 600.00 | 500.00 | 425.00 | 800.00 | 600.00 |
| COCONUT DRY AV.QLTY. | KG. | 340.00 | 265.00 | 320.00 | 272.50 | 280.00 | 280.00 |
| RAISINS AV.QLTY. | 50 GM. | 22.50 | 20.00 | 30.00 | 23.00 | 20.00 | 18.00 |
| GROUNDNUTS (WITH SHELL) | KG. | 175.00 | 245.00 | 240.00 | 230.00 | 160.00 | 180.00 |
| MALTA/MOSAMBI | DOZ | 0.00 | 0.00 | 0.00 | 0.00 | 0.00 | 0.00 |
| KINNU | DOZ | 0.00 | 0.00 | 0.00 | 0.00 | 0.00 | 0.00 |
| APPLE | KG | 150.00 | 100.00 | 120.00 | 110.00 | 120.00 | 120.00 |
| ALOO BUKHARA | KG | 190.00 | 145.00 | 200.00 | 230.00 | 215.00 | 200.00 |
| POMEGRANATE (ANNAR) | KG | 195.00 | 400.00 | 0.00 | 475.00 | 150.00 | 0.00 |
| GRAPES | KG | 200.00 | 190.00 | 150.00 | 210.00 | 185.00 | 150.00 |
| BANANAS | DOZ | 75.00 | 60.00 | 100.00 | 80.00 | 55.00 | 70.00 |
| MANGO KALMI | KG | 150.00 | 110.00 | 160.00 | 145.00 | 135.00 | 120.00 |
| GUAVA | KG | 75.00 | 80.00 | 80.00 | 75.00 | 60.00 | 50.00 |
| WATERMELON (TURBOOZ) | KG | 0.00 | 0.00 | 0.00 | 0.00 | 0.00 | 0.00 |
| MUSKMELON (KHARBOOZA) | KG | 0.00 | 0.00 | 0.00 | 0.00 | 0.00 | 0.00 |
| SWEETMELON (GARMA) | KG | 80.00 | 60.00 | 0.00 | 65.00 | 60.00 | 50.00 |
| PULSE MASOOR (WHOLE) | KG. | 100.00 | 115.00 | 140.00 | 105.00 | 127.50 | 96.00 |
| PULSE MASOOR (WASHED) | KG. | 115.00 | 155.00 | 160.00 | 110.00 | 132.50 | 80.00 |
| PULSE MOONG (WASHED) | KG. | 117.50 | 115.00 | 110.00 | 120.00 | 140.00 | 100.00 |
| PULSE MASH (WASHED) | KG. | 235.00 | 210.00 | 180.00 | 185.00 | 180.00 | 160.00 |

Contd.

7.11 Intercity Consumer Prices August, 2017

| Description | Unit | Vehari | Sargodha | Mianwali | Bahawal- pur | Bahawal- nagar | R.Y. Khan |
|--------------------------------|--------|---------|----------|----------|-----------------|-------------------|-----------|
| PULSE GRAM | KG. | 125.00 | 110.00 | 120.00 | 120.00 | 140.00 | 105.00 |
| GRAM WHOLE BLACK AV QLTY. | KG. | 120.00 | 120.00 | 100.00 | 110.00 | 120.00 | 106.00 |
| GRAM WHOLE YELLOW AV.QLTY | KG. | 210.00 | 175.00 | 160.00 | 175.00 | 200.00 | 190.00 |
| BEANS (LAL LOBIA) | KG. | 185.00 | 145.00 | 160.00 | 157.50 | 160.00 | 150.00 |
| POTATOES | KG | 60.00 | 25.00 | 30.00 | 40.00 | 30.00 | 30.00 |
| ONION | KG | 40.00 | 35.00 | 45.00 | 40.00 | 40.00 | 40.00 |
| TURNIP | KG | 0.00 | 0.00 | 0.00 | 0.00 | 0.00 | 0.00 |
| RADISH | KG | 0.00 | 0.00 | 0.00 | 0.00 | 0.00 | 0.00 |
| TOMATOES | KG | 45.00 | 40.00 | 55.00 | 50.00 | 50.00 | 50.00 |
| CABBAGE | KG | 0.00 | 0.00 | 0.00 | 0.00 | 0.00 | 0.00 |
| CAULIFLOWER | KG | 0.00 | 0.00 | 0.00 | 0.00 | 0.00 | 0.00 |
| BRINJAL | KG | 45.00 | 40.00 | 30.00 | 42.50 | 40.00 | 50.00 |
| PUMPKIN | KG | 30.00 | 25.00 | 40.00 | 37.50 | 22.50 | 60.00 |
| BOTTLEGOURD | KG | 40.00 | 45.00 | 30.00 | 42.50 | 30.00 | 40.00 |
| LADY FINGER | KG | 50.00 | 75.00 | 80.00 | 75.00 | 60.00 | 70.00 |
| PEAS | KG | 0.00 | 0.00 | 0.00 | 0.00 | 0.00 | 0.00 |
| SPINACH | KG | 0.00 | 0.00 | 0.00 | 0.00 | 0.00 | 0.00 |
| TINDA | KG | 90.00 | 120.00 | 50.00 | 85.00 | 100.00 | 100.00 |
| TURAI | KG | 50.00 | 45.00 | 50.00 | 52.50 | 50.00 | 60.00 |
| KARAILA | KG | 80.00 | 75.00 | 50.00 | 77.50 | 80.00 | 60.00 |
| ARVI | KG | 30.00 | 60.00 | 70.00 | 42.50 | 40.00 | 60.00 |
| CHILLIES GREEN | KG | 75.00 | 80.00 | 60.00 | 60.00 | 60.00 | 80.00 |
| CARROT | KG | 0.00 | 0.00 | 0.00 | 0.00 | 0.00 | 0.00 |
| COCUMBER (KHEERA) | KG | 80.00 | 55.00 | 70.00 | 60.00 | 60.00 | 60.00 |
| LEMON | 250GM | 35.00 | 40.00 | 30.00 | 32.50 | 27.50 | 30.00 |
| SUGAR REFINED | KG. | 59.00 | 60.00 | 60.00 | 60.00 | 55.00 | 54.00 |
| GUR AV.QLTY | KG. | 77.50 | 80.00 | 100.00 | 62.50 | 60.00 | 70.00 |
| HONEY LANGANESE 500 GM. | BOTTLE | 1090.00 | 920.00 | 960.00 | 850.00 | 950.00 | 800.00 |
| MILO 200 GM. | BOTTLE | 280.00 | 220.00 | 230.00 | 240.00 | 218.18 | 195.00 |
| CUSTARD POWDER RAFHAN 300 GM. | PKT | 80.00 | 80.00 | 80.00 | 80.00 | 80.00 | 80.00 |
| TOFFEE (HILAL) | EACH | 2.00 | 2.00 | 1.00 | 1.00 | 2.00 | 2.00 |
| CHOWKELATE CANDY (SMALL SIZE) | EACH | 5.00 | 5.00 | 6.00 | 5.00 | 5.00 | 5.00 |
| SWEETMEAT (MIXED) | KG | 320.00 | 280.00 | 320.00 | 370.00 | 280.00 | 370.00 |
| ICE CREAM WALLS | CUP. | 45.00 | 40.00 | 45.00 | 45.00 | 45.00 | 45.00 |
| ICE | KG | 7.50 | 10.00 | 5.00 | 8.50 | 10.00 | 6.00 |
| JAM AHMED/MITCHELLES | BOTTLE | 140.00 | 135.00 | 130.00 | 140.00 | 140.00 | 140.00 |
| SQUASH-MITCHELLES | BOTTLE | 147.50 | 175.00 | 160.00 | 165.00 | 165.00 | 160.00 |
| ROOH AFZA | BOTTLE | 170.00 | 180.00 | 170.00 | 170.00 | 170.00 | 170.00 |
| JAM-E-SHIREEN | BOTTLE | 180.00 | 180.00 | 180.00 | 180.00 | 180.00 | 180.00 |
| SAUNF | 50 GM | 17.50 | 15.00 | 20.00 | 22.00 | 20.00 | 15.00 |
| CINAMON LOOSE AV. QLTY | 50 GM. | 22.50 | 30.00 | 20.00 | 20.00 | 30.00 | 25.00 |
| CUMINSEED WHITE NATIONAL | 50 GM. | 54.00 | 58.00 | 52.00 | 52.00 | 55.00 | 54.00 |
| PEPPER BLACK NATIONAL | 50 GM. | 110.00 | 110.00 | 100.00 | 110.00 | 110.00 | 110.00 |
| CLOVES LOOSE AV.QLTY | 50 GM. | 95.00 | 120.00 | 100.00 | 105.00 | 100.00 | 80.00 |
| CARDAMOM LARGE LOOSE AV.QLTY | 50 GM. | 145.00 | 190.00 | 120.00 | 140.00 | 120.00 | 140.00 |
| CARDAMOM SMALL AV.QLTY | 50 GM. | 140.00 | 110.00 | 120.00 | 115.00 | 120.00 | 110.00 |
| SALT-POWDERED (LAHORI) LOOSE | KG. | 12.00 | 10.00 | 10.00 | 12.00 | 10.00 | 10.00 |
| SALT POWDERED (NATIONAL/SHAN) | PKT | 25.00 | 25.00 | 25.00 | 25.00 | 25.00 | 25.00 |
| CHILLIES POWD.NATIONAL 200GM | PKT | 120.00 | 120.00 | 105.00 | 105.00 | 105.00 | 120.00 |
| CHILLIES POWDER LOOS | KG. | 250.00 | 285.00 | 320.00 | 225.00 | 240.00 | 280.00 |
| CORRIANDER SEED POWD.NATIONAL | PKT | 105.00 | 108.00 | 104.00 | 105.00 | 104.00 | 78.00 |
| CORRIANDER SEED (LOOSE) | KG. | 290.00 | 280.00 | 280.00 | 312.50 | 240.00 | 200.00 |
| TURMERIC POWD.NATIONAL 50GM | PKT. | 35.00 | 35.00 | 35.00 | 35.00 | 35.00 | 35.00 |
| CURRY POWD. NATIONAL 200 GM | PKT. | 87.00 | 87.00 | 87.00 | 87.00 | 86.00 | 86.00 |
| TOMATO KETCHUP AHMED/MITCHL | BOTTLE | 105.00 | 95.00 | 90.00 | 70.00 | 120.00 | 120.00 |
| PICKLES AHMED/MITCHELLES | BOTTLE | 130.00 | 107.50 | 110.00 | 105.00 | 120.00 | 120.00 |
| VINEGAR SYNTHETIC (SIRKA) | BOTTLE | 85.00 | 50.00 | 70.00 | 85.00 | 90.00 | 85.00 |
| GARLIC | KG | 160.00 | 150.00 | 200.00 | 170.00 | 160.00 | 160.00 |
| GINGER | KG | 190.00 | 150.00 | 200.00 | 200.00 | 170.00 | 120.00 |
| TAPAL DANEDAR TEA 200GM PACKET | PKT | 178.94 | 183.16 | 157.89 | 178.95 | 178.95 | 170.00 |
| TEA LIPTON YELLOW LABEL 200GM. | PKT. | 205.26 | 205.26 | 195.00 | 205.26 | 205.26 | 190.00 |

Contd.

7.11 Intercity Consumer Prices August, 2017

| Description | Unit | Vehari | Sargodha | Mianwali | Bahawal- pur | Bahawal- nagar | R.Y. Khan |
|--------------------------------------|--------|---------|----------|----------|-----------------|-------------------|-----------|
| TEA LOOSE KENYA AV.QLTY 250GM. | PKT. | 170.00 | 180.00 | 180.00 | 145.00 | 150.00 | 150.00 |
| COFFEE-NESCAFE 75 GM. ** | BOTTLE | 350.00 | 315.00 | 320.00 | 330.00 | 350.00 | 330.00 |
| COLD DRINK (STANDARD SIZ) | BOTTLE | 25.00 | 25.00 | 25.00 | 25.00 | 25.00 | 25.00 |
| FRUIT JUICE TETRA PACK | PKT. | 20.00 | 22.50 | 20.00 | 15.00 | 20.00 | 20.00 |
| MINERAL WATER NESTLE 1.5 LTR | BOTTLE | 50.00 | 50.00 | 50.00 | 50.00 | 50.00 | 50.00 |
| CIGARETTES K-2 10'S ** | PKT | 65.00 | 50.00 | 0.00 | 48.00 | 60.00 | 50.00 |
| CIGARETTES CAPSTAN 10'S ** | PKT | 50.00 | 50.00 | 50.00 | 48.00 | 50.00 | 50.00 |
| CIGARETTES GOLD LEAF 20'S | PKT | 135.00 | 135.00 | 135.00 | 135.00 | 140.00 | 140.00 |
| CIGARETTES MORVEN GOLD 20'S | PKT | 50.00 | 50.00 | 50.00 | 48.00 | 50.00 | 50.00 |
| BETEL LEAVES | 50GM. | 70.00 | 80.00 | 80.00 | 105.00 | 70.00 | 80.00 |
| BETEL NUTS | KG. | 400.00 | 370.00 | 360.00 | 355.00 | 400.00 | 400.00 |
| LONG CLOTH 57" GUL AHMED/AL-KARAM | METER | 210.00 | 245.00 | 200.00 | 180.00 | 300.00 | 290.00 |
| SHIRTING AV.QLTY. | METER | 200.00 | 145.00 | 150.00 | 115.00 | 200.00 | 240.00 |
| PANT CLOTH W & WEAR AV.QLTY | METER | 575.00 | 550.00 | 400.00 | 525.00 | 550.00 | 500.00 |
| LAWN PRINTED GUL AHMED/AL-KARAM | METER | 355.00 | 360.00 | 200.00 | 383.50 | 380.00 | 370.00 |
| GEORGETTE AV.QLTY | METER | 325.00 | 135.00 | 105.00 | 110.00 | 250.00 | 250.00 |
| LINEN AV.QLTY *** | METER | 247.50 | 145.00 | 140.00 | 125.00 | 280.00 | 260.00 |
| HEAVY WT SUITING LAWERNCPUR AVG QLTY | METER | 1200.00 | 950.00 | 950.00 | 1800.00 | 1500.00 | 1300.00 |
| HEAVY WT SUITING LAWERNCPUR SUP QLTY | METER | 1950.00 | 1350.00 | 1200.00 | 2500.00 | 2000.00 | 1600.00 |
| TROPICAL SUITING LAW.PUR | METER | 1000.00 | 1100.00 | 950.00 | 1550.00 | 1400.00 | 1100.00 |
| PANT BOY 24"/26" LENGTH. | EACH | 645.00 | 450.00 | 350.00 | 462.50 | 650.00 | 500.00 |
| SHIRT BOY 24"/26" LENGTH | EACH | 450.00 | 325.00 | 300.00 | 387.50 | 490.00 | 500.00 |
| SCHOOL UNI. PANT,SHIRT BOYS | SUIT | 525.00 | 550.00 | 600.00 | 725.00 | 1000.00 | 1000.00 |
| SCHOOL UNI. KAMEEZ,SHAL.BOYS | SUIT | 500.00 | 475.00 | 600.00 | 725.00 | 950.00 | 700.00 |
| SCHOOL UNI. KAMEEZ,SHAL.GIRL | SUIT | 525.00 | 475.00 | 700.00 | 687.50 | 950.00 | 850.00 |
| FROCK W/WEAR GIRLS | EACH | 825.00 | 1100.00 | 1000.00 | 3000.00 | 1600.00 | 1000.00 |
| AWAMI-SUIT W & W(BOY) 24"/26 | SUIT | 875.00 | 750.00 | 1400.00 | 775.00 | 1562.50 | 1550.00 |
| AWAMI-SUIT W&W (GENTS)AV.QLTY | SUIT | 1250.00 | 2000.00 | 1400.00 | 1150.00 | 2000.00 | 1600.00 |
| PULLOVER GENTS OXFORD/BON. | EACH | 3000.00 | 3250.00 | 2300.00 | 2890.00 | 3490.00 | 3250.00 |
| PULLOVER LADIES OXFORD/BON. | EACH | 3000.00 | 2330.00 | 2300.00 | 2500.00 | 3290.00 | 3080.00 |
| PULLOVER (GENTS) OTHERS A.QLTY | EACH | 790.00 | 925.00 | 800.00 | 950.00 | 1500.00 | 1000.00 |
| SECOND-HAND COAT FOR MEN | EACH | 237.50 | 250.00 | 420.00 | 1150.00 | 800.00 | 550.00 |
| SECONDHAND SWEETER FOR MEN DUP QLTY | EACH | 175.00 | 225.00 | 150.00 | 425.00 | 500.00 | 180.00 |
| SECONDHAND WINTER JACKET | EACH | 325.00 | 325.00 | 300.00 | 650.00 | 675.00 | 350.00 |
| UNDERWEAR AV.QLTY MEDIUM SIZE | EACH | 87.50 | 110.00 | 150.00 | 110.00 | 200.00 | 225.00 |
| VEST FOR MEN AV.QLTY. | EACH | 115.00 | 120.00 | 170.00 | 187.50 | 220.00 | 230.00 |
| VEST/SHAMEEZ (WOMEN) AVG. QLTY | EACH | 137.50 | 100.00 | 150.00 | 175.00 | 225.00 | 175.00 |
| SOCKS NYLON (PAKISTANI) | PAIR | 77.50 | 110.00 | 120.00 | 115.00 | 120.00 | 125.00 |
| BRASSIER AV.QLTY. | EACH | 95.00 | 135.00 | 200.00 | 160.00 | 240.00 | 245.00 |
| BRASSIER SUP QLTY | EACH | 250.00 | 490.00 | 600.00 | 387.50 | 650.00 | 650.00 |
| DOPATTA GEORGETTE AV.QLTY. | EACH | 390.00 | 275.00 | 200.00 | 337.50 | 500.00 | 450.00 |
| DOPATTA COTTON AV GLTY | EACH | 245.00 | 250.00 | 180.00 | 350.00 | 400.00 | 250.00 |
| CHADDAR (W/WEAR) (2x2.5 MTR) | EACH | 575.00 | 375.00 | 300.00 | 425.00 | 650.00 | 450.00 |
| LUNGI/DHOTI(COTTON) AVG. QLTY | EACH | 300.00 | 275.00 | 300.00 | 287.50 | 400.00 | 300.00 |
| HANDKERCHIEF AVG. QLTY PAK | EACH | 45.00 | 40.00 | 50.00 | 32.50 | 60.00 | 35.00 |
| HANDKERCHIEF SUP. QLTY PAK | EACH | 72.50 | 80.00 | 60.00 | 100.00 | 70.00 | 60.00 |
| GLOVES AV QLTY | PAIR | 72.50 | 110.00 | 115.00 | 115.00 | 150.00 | 225.00 |
| AZARBAND COTTON AVG. QLTY | EACH | 17.50 | 17.50 | 15.00 | 17.50 | 15.00 | 15.00 |
| SEWING THREAD/REEL(ASLI PARI) | EACH | 7.00 | 6.50 | 6.00 | 5.00 | 6.00 | 6.00 |
| WASHING CHARGES PAINT & SHIRT | SUIT | 95.00 | 180.00 | 150.00 | 125.00 | 70.00 | 70.00 |
| DRY CLEANING SUIT COAT PANT | SUIT | 350.00 | 375.00 | 392.50 | 487.50 | 400.00 | 400.00 |
| WASHING CH. (KAMIZ-SHALWAR) | PAIR | 85.00 | 100.00 | 70.00 | 100.00 | 60.00 | 70.00 |
| TAILORING SHIRT | EACH | 400.00 | 400.00 | 300.00 | 525.00 | 400.00 | 500.00 |
| TAILORING CHARGES PANT (MEN) | EACH | 775.00 | 800.00 | 500.00 | 725.00 | 700.00 | 700.00 |
| TAILORING COAT-PANT SUIT | SUIT | 6000.00 | 4000.00 | 3050.00 | 6750.00 | 4000.00 | 4000.00 |
| TAILORING AWAMI-SUIT (MALE) | SUIT | 575.00 | 600.00 | 500.00 | 675.00 | 600.00 | 700.00 |
| TAILORING SUIT FEMALE | SUIT | 525.00 | 700.00 | 300.00 | 600.00 | 500.00 | 600.00 |
| GENTS SHOES PAUL BATA | PAIR | 1199.00 | 1299.00 | 1199.00 | 1199.00 | 1199.00 | 1199.00 |
| GENTS SANDAL BATA | PAIR | 699.00 | 699.00 | 699.00 | 699.00 | 699.00 | 699.00 |
| GENTS SPOUNG CHAPPAL BATA | PAIR | 199.00 | 199.00 | 199.00 | 199.00 | 199.00 | 199.00 |
| LADIES SANDAL BATA | PAIR | 499.00 | 499.00 | 499.00 | 499.00 | 499.00 | 499.00 |

Contd.

7.11 Intercity Consumer Prices August, 2017

| Description | Unit | Vehari | Sargodha | Mianwali | Bahawal- pur | Bahawal- nagar | R.Y. Khan |
|--|---------|----------|----------|----------|-----------------|-------------------|-----------|
| LADIES SPOUNG CHAPPAL BATA | PAIR | 179.00 | 179.00 | 179.00 | 179.00 | 179.00 | 179.00 |
| CHILD SHOE POWER LITE BATA | PAIR | 599.00 | 599.00 | 599.00 | 599.00 | 599.00 | 599.00 |
| GENTS SHOE, ART 1109 SERVICE | PAIR | 999.00 | 999.00 | 999.00 | 999.00 | 999.00 | 999.00 |
| NYLON JOGGER 27 SIZE 2-5 *** | PAIR | 1299.00 | 1299.00 | 1299.00 | 1299.00 | 1299.00 | 1299.00 |
| CHINA FOOT WEAR AV. QLTY (MALE) * | PAIR | 675.00 | 575.00 | 400.00 | 1150.00 | 500.00 | 500.00 |
| CHINA FOOT WEAR AV. QLTY (FEMALE) * | PAIR | 425.00 | 550.00 | 400.00 | 1150.00 | 400.00 | 400.00 |
| CHINA FOOT WEAR AV. QLTY (CHILDREN) * | PAIR | 387.50 | 400.00 | 400.00 | 875.00 | 400.00 | 400.00 |
| SHOE REPAIR HALF SOLE | PAIR | 65.00 | 150.00 | 80.00 | 110.00 | 100.00 | 100.00 |
| SHOES POLISH CHARGES AVERAGE SHOP | PAIR | 25.00 | 20.00 | 15.00 | 20.00 | 25.00 | 25.00 |
| HOUSE RENT (combined) | MONTH | 6459.20 | 6568.85 | 5092.31 | 8885.37 | 5009.63 | 4801.58 |
| rent 2 | pm | 6459.20 | 6568.85 | 5092.31 | 8885.37 | 5009.63 | 4801.58 |
| RENT3 | PM | 6459.20 | 6568.85 | 5092.31 | 8885.37 | 5009.63 | 4801.58 |
| RENT4 | PM | 6459.20 | 6568.85 | 5092.31 | 8885.37 | 5009.63 | 4801.58 |
| RENT5 | PM | 6459.20 | 6568.85 | 5092.31 | 8885.37 | 5009.63 | 4801.58 |
| RENT6 | PM | 6459.20 | 6568.85 | 5092.31 | 8885.37 | 5009.63 | 4801.58 |
| SYNTHETIC ENEMAL ROBIALAC BALTI 3.64 LTR. | EACH | 2350.00 | 2265.00 | 1700.00 | 2361.00 | 2262.00 | 2262.00 |
| SYNTHETIC ENEMAL ICI BALTI 3.64 LTR. | EACH | 2414.00 | 2172.00 | 1975.00 | 2414.00 | 2191.00 | 2175.00 |
| CEMENT (LOCAL) SPECIFY BRAND NAME | BAG | 545.00 | 540.00 | 540.00 | 560.00 | 550.00 | 545.00 |
| BRICKS (NEW) IST CLASS | P/1000 | 5250.00 | 7300.00 | 5800.00 | 5550.00 | 5200.00 | 6500.00 |
| CEMENT BLOCKS (6"x8"x12") | P/100 | 0.00 | 0.00 | 0.00 | 0.00 | 0.00 | 3500.00 |
| BAJREE | 100CFT | 5900.00 | 4350.00 | 3000.00 | 5000.00 | 6000.00 | 6000.00 |
| SAND (BLACK PIT SAND) | K100CFT | 1900.00 | 1650.00 | 2500.00 | 2500.00 | 2000.00 | 2000.00 |
| TIMBER SHESHAM LOG IST QUALITY | cubmt. | 51502.00 | 63566.00 | 52000.00 | 49440.50 | 56501.00 | 56494.00 |
| IRON BAR (M.S. BAR) 1/2" | P/TON | 83500.00 | 74500.00 | 77000.00 | 81000.00 | 77000.00 | 76000.00 |
| CARPANTER WAGE RATE | P/DAY | 800.00 | 900.00 | 1200.00 | 675.00 | 800.00 | 900.00 |
| MASON (RAJ) WAGE RATE | P/DAY | 800.00 | 1100.00 | 1200.00 | 825.00 | 800.00 | 1000.00 |
| UNSKILLED LABOUR WAGE RATE | P/DAY | 425.00 | 675.00 | 600.00 | 500.00 | 425.00 | 500.00 |
| PLUMBER WAGE RSTE | P/DAY | 800.00 | 1000.00 | 1200.00 | 700.00 | 800.00 | 900.00 |
| ELECTICIAN WAGE RATE PER DAY ** | P/DAY | 800.00 | 1000.00 | 1200.00 | 0.00 | 700.00 | 0.00 |
| ELECTICIAN WAGE RATE PER POINT ** | P/PNT | 80.00 | 135.00 | 75.00 | 110.00 | 100.00 | 100.00 |
| WATER CHARGES PER HOUSE | P/MONTH | 50.00 | 125.00 | 100.00 | 60.00 | 100.00 | 70.00 |
| ELECT.CHARGES UPTO 50 UNITS | P/UNIT | 2.00 | 2.00 | 2.00 | 2.00 | 2.00 | 2.00 |
| ELECT.CHARGES 01 - 100 UNIT | P/UNIT | 6.18 | 6.18 | 6.18 | 6.18 | 6.18 | 6.18 |
| ELECT.CHARGES 101 - 300 UNIT | P/UNIT | 9.54 | 9.54 | 9.54 | 9.54 | 9.54 | 9.54 |
| ELECT.CHARGES 301 - 1000 UNIT | P/UNIT | 16.39 | 16.39 | 16.39 | 16.39 | 16.39 | 16.39 |
| ELECT.CHARGES ABOVE 1000 UNIT | P/UNIT | 18.39 | 18.39 | 18.39 | 18.39 | 18.39 | 18.39 |
| ELEC | PM | 10.50 | 10.50 | 10.50 | 10.50 | 10.50 | 10.50 |
| GAS CHRNG upto 3.3719 MMBUT | MMBTU | 128.70 | 128.70 | 0.00 | 128.70 | 128.70 | 128.70 |
| GAS CHRNG 3.3719 - 6.7438 MMBUT | MMBTU | 257.40 | 257.40 | 0.00 | 257.40 | 257.40 | 257.40 |
| GAS CHRNG 6.7438 - 10.1157 MMBUT | MMBTU | 257.40 | 257.40 | 0.00 | 257.40 | 257.40 | 257.40 |
| GAS CHRNG10.1157 - 13.4876 MMBUT | MMBTU | 702.00 | 702.00 | 0.00 | 702.00 | 702.00 | 702.00 |
| GAS | PM | 702.00 | 702.00 | 0.00 | 702.00 | 702.00 | 702.00 |
| GAS | PM | 409.50 | 409.50 | 0.00 | 409.50 | 409.50 | 409.50 |
| KEROSENE OIL | LTR | 90.00 | 75.00 | 90.00 | 71.00 | 95.00 | 90.00 |
| FIREWOOD WHOLE | 40 KG. | 490.00 | 500.00 | 400.00 | 625.00 | 600.00 | 550.00 |
| CHAIR SHESHAM WOOD WITH ARMS ** | EACH | 2450.00 | 3500.00 | 2000.00 | 2900.00 | 3425.00 | 1500.00 |
| CHAIR PLASTIC (CHAIRMAN) AVERAGE QUALITY | EACH | 650.00 | 1000.00 | 850.00 | 1450.00 | 850.00 | 850.00 |
| TABLE SHESHAM WOOD (4X2X5") *** | EACH | 3350.00 | 4500.00 | 3600.00 | 7800.00 | 13000.00 | 6000.00 |
| SOFASET WOODEN WITH FOAM SEAT ** | SET | 17500.00 | 18000.00 | 15000.00 | 30000.00 | 17500.00 | 20000.00 |
| COT IRON (WITH NIWAR)AV.QLTY. | EACH | 1550.00 | 2100.00 | 2000.00 | 3900.00 | 2400.00 | 2500.00 |
| ALMIRAH (STEEL) 6'X3' 20 GUAGE | EACH | 13500.00 | 12750.00 | 8500.00 | 14500.00 | 12000.00 | 8000.00 |
| DINNING TABLE 6 CHAIRS A.QLTY | SET | 30000.00 | 25000.00 | 14000.00 | 33000.00 | 26000.00 | 30000.00 |
| SINGLE BED WITHOUT FOAM MED. | EACH | 6250.00 | 5750.00 | 4000.00 | 9250.00 | 7000.00 | 7000.00 |
| MATRESS SINGLE(4"THICK) | EACH | 5500.00 | 5000.00 | 4500.00 | 5700.00 | 6300.00 | 6000.00 |
| FARSHI DARI 12'X9' AV.QLTY | EACH | 1275.00 | 1350.00 | 1500.00 | 1950.00 | 1500.00 | 1350.00 |
| DARI COTTON (6'x2 1/2') AV.QL | EACH | 400.00 | 550.00 | 725.00 | 1550.00 | 800.00 | 450.00 |
| CARPET PLAIN AV. QLTY | SQFT. | 25.00 | 37.50 | 60.00 | 27.50 | 42.00 | 45.00 |
| QUILT (LIHAF) 3 KG. COTTON | EACH | 950.00 | 1700.00 | 1400.00 | 1350.00 | 1200.00 | 750.00 |
| BLANKET (90" x 54") | EACH | 4750.00 | 5250.00 | 3500.00 | 4900.00 | 4400.00 | 3800.00 |
| BEDSHEET SINGLE BED SUP.QLTY | EACH | 625.00 | 800.00 | 600.00 | 1450.00 | 700.00 | 500.00 |
| BED SHEET DOUBLE WITH TWO PILLOW COVERS SUP QLTY | SET | 1225.00 | 1400.00 | 900.00 | 2250.00 | 2500.00 | 1800.00 |

Contd.

7.11 Intercity Consumer Prices August, 2017

| Description | Unit | Vehari | Sargodha | Mianwali | Bahawal- pur | Bahawal- nagar | R.Y. Khan |
|--|--------|----------|----------|----------|-----------------|-------------------|-----------|
| TOWEL(3'x2') AV. QALTY | EACH | 285.00 | 190.00 | 300.00 | 187.50 | 450.00 | 300.00 |
| CEILING FAN 48" SUPER QLTY ** | EACH | 3000.00 | 3800.00 | 3350.00 | 2900.00 | 3695.00 | 3600.00 |
| PEDESTAL FAN 22" SUPER QLTY | EACH | 4500.00 | 4850.00 | 4000.00 | 4400.00 | 5160.00 | 4500.00 |
| REFG. DAWLENCE 10 CFT. D.DOOR | EACH | 32500.00 | 30000.00 | 28500.00 | 31200.00 | 35600.00 | 31000.00 |
| D-FREEZER WAVES 8 CFT. | EACH | 35300.00 | 31500.00 | 28500.00 | 32000.00 | 31650.00 | 29000.00 |
| AIRCONDITIONER 1.5 TON PEL | EACH | 35000.00 | 35000.00 | 41000.00 | 38500.00 | 38500.00 | 41000.00 |
| SPLIT AIR CONDITIONER 1.5 TON (SPECIFY BRAND NAME) | EACH | 49900.00 | 42000.00 | 41000.00 | 51700.00 | 45000.00 | 45000.00 |
| AIRCOOLER SUPER ASIA | EACH | 14800.00 | 15500.00 | 10000.00 | 15100.00 | 15500.00 | 11500.00 |
| WASHING MACHINE SINGER | EACH | 15600.00 | 18500.00 | 15000.00 | 17000.00 | 15850.00 | 17000.00 |
| SEWING MACHINE(SINGER) | EACH | 6450.00 | 7400.00 | 5210.00 | 6900.00 | 6200.00 | 6900.00 |
| GIZER LARGE SIZE 30 GALLON CAPACITY SUP QLTY | EACH | 23000.00 | 19500.00 | 14800.00 | 18000.00 | 17500.00 | 17150.00 |
| GAS BURNER DOUBLE SPFY.BRAND | EACH | 1650.00 | 1900.00 | 1550.00 | 1750.00 | 2500.00 | 2000.00 |
| ELECT. IRON PHILIPS MDL.1120 | EACH | 2250.00 | 2500.00 | 1600.00 | 1400.00 | 2000.00 | 2200.00 |
| ELECTRIC JUICER FOR APPLE | EACH | 8500.00 | 4250.00 | 6500.00 | 4800.00 | 6000.00 | 4350.00 |
| S.STEEL DEGHCHI MEDIUM SIZE *** | EACH | 750.00 | 475.00 | 525.00 | 1150.00 | 630.00 | 630.00 |
| ALUMINIUM COOKING PAN (DEGCHI) MED SIZE | EACH | 625.00 | 475.00 | 500.00 | 1050.00 | 1550.00 | 1550.00 |
| NON STICK COOKING PAN (DEGCHI) SUP. QLTY | EACH | 765.00 | 875.00 | 800.00 | 2100.00 | 1700.00 | 1700.00 |
| FRYING PAN STEEL AVG. QLTY MED. SIZE | EACH | 337.50 | 270.00 | 350.00 | 700.00 | 600.00 | 600.00 |
| TAWA IORN (MEDIUM SIZE) AVG. QLTY | EACH | 355.00 | 255.00 | 350.00 | 350.00 | 350.00 | 235.00 |
| S.STEEL PLATE A.QLTY.(M.SIZE) | EACH | 77.50 | 67.50 | 90.00 | 95.00 | 85.00 | 80.00 |
| TABLE SPOON S.STEEL SUP.QLTY. | DOZEN | 445.00 | 540.00 | 300.00 | 587.50 | 500.00 | 360.00 |
| WATER SET JUG+6 GLASSES (OMROC) | SET | 575.00 | 500.00 | 600.00 | 675.00 | 436.00 | 450.00 |
| TEA SET PAK. CHINAWARE 21 PCS. | SET | 2300.00 | 2350.00 | 1500.00 | 2300.00 | 2000.00 | 2100.00 |
| DINNER SET PLASTIC 72 PIECES SUPERIOR QLTY | SET | 5800.00 | 6400.00 | 7000.00 | 7250.00 | 8000.00 | 7400.00 |
| HOTPOT SET PLASTIC 3 PCS. | SET | 1475.00 | 1450.00 | 1200.00 | 2050.00 | 1250.00 | 1250.00 |
| BUCKET(BALTI) PLASTIC MED.SIZ | EACH | 325.00 | 390.00 | 300.00 | 462.50 | 370.00 | 220.00 |
| LOTA PLASTIC (MED SIZE) AVERAGE QUALITY | EACH | 80.00 | 50.00 | 70.00 | 75.00 | 80.00 | 50.00 |
| PRESURE COOKER 4 LTR. | EACH | 1675.00 | 1350.00 | 1225.00 | 2100.00 | 1680.00 | 1700.00 |
| WATER COOLER 9/10 LTR.PLASTIC *** | EACH | 675.00 | 675.00 | 800.00 | 975.00 | 750.00 | 500.00 |
| THERMOS STARVAC 1 LTR | EACH | 500.00 | 450.00 | 400.00 | 600.00 | 550.00 | 500.00 |
| BULB PHILIPS 100-WATTS | EACH | 31.25 | 30.00 | 30.00 | 30.00 | 30.00 | 30.00 |
| TUBE LIGHT PHILIPS 40 WATTS | EACH | 100.00 | 100.00 | 110.00 | 100.00 | 100.00 | 100.00 |
| ELECTRIC BLUBS "0" WATTE LOCAL | EACH | 20.00 | 27.50 | 20.00 | 20.00 | 20.00 | 25.00 |
| ELECTRIC BLUB ENERGY SAVER 14 WATTS | EACH | 165.00 | 175.00 | 150.00 | 175.00 | 170.00 | 165.00 |
| WASHING SOAP 250 GMS SPECIFY BRAND NAME | EACH | 40.00 | 40.00 | 35.00 | 40.00 | 40.00 | 40.00 |
| SURF EXCEL 400 GMS POLY BAG | EACH | 130.00 | 104.00 | 130.00 | 104.00 | 104.00 | 130.00 |
| WASHING POWDER 1000 GRM | EACH | 185.00 | 150.00 | 150.00 | 185.00 | 185.00 | 155.00 |
| WASHING POWDER (WHEEL/ BONUS) 100 GRAMS | EACH | 90.00 | 90.00 | 90.00 | 90.00 | 90.00 | 90.00 |
| CLEANSER POWDER VIM 1000 GM | PKT. | 83.33 | 83.33 | 75.00 | 83.33 | 83.33 | 83.30 |
| FINIS 500 ML | BOTTLE | 160.00 | 218.75 | 218.75 | 237.50 | 250.00 | 200.00 |
| PHNYLE TYPHONE/FINIS/CARRANITE 3 LITRES | BOTTLE | 145.00 | 150.00 | 170.00 | 165.00 | 160.00 | 160.00 |
| HARPIC | BOTTLE | 155.00 | 155.00 | 150.00 | 155.00 | 155.00 | 155.00 |
| BOOT POLISH CHERRY/KIWI 50ML | EACH | 136.90 | 105.00 | 105.00 | 136.90 | 136.90 | 115.00 |
| ROBIN BLUE (35 GRAMS) | PKT. | 60.00 | 55.00 | 55.00 | 60.00 | 50.00 | 55.00 |
| TISSU PAPER PERFUMED 100 PCS. | PKT | 110.00 | 105.00 | 135.00 | 115.00 | 120.00 | 110.00 |
| TOILET PAPER ROLL (R.PETEL) | P/ROLL | 45.00 | 37.50 | 40.00 | 45.00 | 40.00 | 45.00 |
| BOOT POLISH LIQUID CHEERY BLOSSOM KIWI 75 ML | BOTTLE | 160.00 | 150.00 | 160.00 | 150.00 | 150.00 | 160.00 |
| MATCH BOX SMALL | EACH | 3.00 | 2.50 | 2.00 | 2.50 | 2.00 | 2.00 |
| DRY CELL 1.5 VOLT(LOCAL) | EACH | 25.00 | 25.00 | 25.00 | 25.00 | 30.00 | 25.00 |
| HAND STITCHING NEEDLE M.SIZE | PACKET | 10.00 | 12.50 | 9.00 | 10.00 | 6.00 | 6.00 |
| SEWING MACHINE NEEDLE (SINGER) | EACH | 7.00 | 5.00 | 5.00 | 5.00 | 8.50 | 8.50 |
| HOUSEHOLD SERVANT FEMALE P/T | P/MNTH | 1500.00 | 3750.00 | 2500.00 | 2000.00 | 2000.00 | 1500.00 |
| MARRIAGE HALL WITH FURNITURE | P/HEAD | 125.00 | 190.00 | 60.00 | 95.00 | 105.00 | 100.00 |
| SEPTRAN TABLETS | 10TAB. | 19.30 | 20.00 | 19.65 | 19.30 | 19.30 | 19.30 |
| BRUFEN TABS 200-MG. | 10TAB. | 8.90 | 10.00 | 10.00 | 10.00 | 10.00 | 10.00 |
| PANADOL TAB. EXTRA/PLAIN | 10TAB. | 12.00 | 12.00 | 12.00 | 12.00 | 12.00 | 12.00 |
| DISPRIN TAB. | 10TAB. | 12.90 | 12.00 | 12.40 | 12.85 | 12.95 | 12.40 |
| TRISIL TAB. | 10 TAB | 10.00 | 10.00 | 10.00 | 10.00 | 10.00 | 10.00 |
| FLAGYL TAB. 200 MG. | 10TAB. | 10.00 | 11.20 | 10.00 | 10.00 | 10.00 | 10.00 |
| VENTOLIN TAB. 2MG. | 10TAB. | 9.90 | 10.00 | 10.00 | 10.00 | 10.00 | 10.00 |
| DAONIL TAB. 5 MG. | 10TAB. | 17.00 | 17.00 | 17.00 | 16.92 | 17.00 | 16.66 |

Contd.

7.11 Intercity Consumer Prices August, 2017

| Description | Unit | Vehari | Sargodha | Mianwali | Bahawal- pur | Bahawal- nagar | R.Y. Khan |
|--|---------|------------|------------|------------|-----------------|-------------------|------------|
| ENTOX TAB. | 10TAB. | 15.00 | 15.00 | 15.00 | 15.00 | 15.00 | 15.00 |
| RENITEC TAB. 5 MG. | 10TAB. | 58.50 | 58.50 | 58.50 | 58.50 | 58.50 | 58.50 |
| CAC. 1000 TAB | BOTTLE | 124.44 | 126.00 | 124.00 | 124.48 | 124.22 | 124.44 |
| AMOXIL CAPSOLE 250 MG.S | 10CAP. | 35.70 | 36.00 | 35.60 | 35.60 | 35.70 | 35.70 |
| CALCIUM SYRUP SANDOZ | BOTTLE | 64.00 | 64.00 | 64.00 | 64.00 | 64.00 | 64.00 |
| LEDERPLEX SYRUP | BOTTLE | 52.74 | 52.00 | 52.74 | 52.74 | 52.74 | 52.74 |
| SANCOS SYRUP (50 ML.) | BOTTLE | 30.00 | 30.00 | 30.00 | 30.00 | 30.00 | 30.00 |
| PHENERGAN SYRUP 120 ML. | BOTTLE | 33.00 | 33.00 | 33.00 | 33.00 | 33.00 | 33.00 |
| CALPOL SYRUP 60 ML. | BOTTLE | 28.39 | 28.39 | 28.00 | 28.39 | 28.40 | 28.00 |
| HYDRYLLIN SYRUP 120 ML. | BOTTLE | 69.00 | 69.00 | 69.00 | 69.00 | 69.00 | 69.00 |
| POLYFAX EYE OINTMENT | TUBE | 21.60 | 21.00 | 21.00 | 21.00 | 21.60 | 21.00 |
| BETNESOL EYE DROPS | BOTTLE | 33.89 | 33.89 | 33.89 | 33.89 | 33.89 | 33.87 |
| EAR DROPS (CARDISPORINE) *** | BOTTLE | 21.00 | 25.00 | 21.00 | 21.42 | 21.42 | 21.00 |
| BETNOVATE-N OINTMENT 5 GMS | TUBE | 16.67 | 17.00 | 16.00 | 16.68 | 16.00 | 16.00 |
| BURNOL CREAM 30 GRM | TUBE | 55.42 | 55.42 | 55.42 | 55.42 | 55.42 | 55.42 |
| VICKS VAPORUB/BALM | BOTTLE | 36.00 | 36.00 | 36.00 | 36.00 | 36.00 | 36.00 |
| GLYCRINE SMALL BOTTLE | BOTTLE | 20.00 | 20.00 | 25.00 | 20.00 | 25.00 | 14.00 |
| JOUHAR JOSHANDA | PKT. | 10.00 | 10.00 | 10.00 | 10.00 | 10.00 | 10.00 |
| GALXOS-D (450 GRMS) | PKT. | 157.50 | 157.50 | 140.00 | 157.50 | 157.50 | 157.50 |
| GRIPE-WATER WOODWARDS | BOTTLE | 60.00 | 60.00 | 55.00 | 60.00 | 60.00 | 55.00 |
| SANIPLAST ONE PUTTY | EACH | 1.40 | 2.00 | 2.00 | 2.00 | 1.50 | 1.50 |
| O.R.S. (NIMCOL) | PKT. | 18.00 | 19.00 | 17.00 | 18.00 | 17.00 | 18.00 |
| DETTOL (MEDIUM) | BOTTLE | 80.00 | 65.00 | 80.00 | 65.00 | 80.00 | 65.00 |
| COTTON BANDAGE 2" - 4" | EACH | 10.00 | 5.00 | 10.00 | 7.00 | 10.00 | 8.00 |
| THERMOMETER CHINA | EACH | 50.00 | 50.00 | 50.00 | 50.00 | 50.00 | 40.00 |
| DOCTOR (MBBS) CLINIC FEE | P/PAT. | 100.00 | 175.00 | 300.00 | 200.00 | 300.00 | 300.00 |
| URINE TEST (DR) CHARGES | P/TEST | 50.00 | 50.00 | 100.00 | 100.00 | 50.00 | 60.00 |
| BLOOD TEST (CP) CHARGES | P/TEST | 275.00 | 300.00 | 250.00 | 250.00 | 150.00 | 100.00 |
| SUGAR TEST (RANDOM/FASTING BOTH) CHARGES | P/TEST | 60.00 | 100.00 | 200.00 | 130.00 | 100.00 | 150.00 |
| ECG CHARGES | P/TEST | 200.00 | 225.00 | 225.00 | 250.00 | 150.00 | 150.00 |
| X-RAY (CHEST) CHARGES | P/X-RAY | 300.00 | 375.00 | 350.00 | 375.00 | 200.00 | 250.00 |
| CAR SUZUKI 800 CC (W/O. A/C) | EACH | 679000.00 | 679000.00 | 660000.00 | 689000.00 | 690000.00 | 689000.00 |
| CAR SUZUKI 1000 CC | EACH | 1149000.00 | 1124000.00 | 1050000.00 | 1275000.00 | 1080000.00 | 1275000.00 |
| CAR TOYOTA 1300 CC | EACH | 0.00 | 1753500.00 | 1441000.00 | 1779500.00 | 0.00 | 1746500.00 |
| CAR HONDA CIVIC | EACH | 0.00 | 2355500.00 | 0.00 | 0.00 | 2125000.00 | 2586000.00 |
| MOTORCYCLE HONDA CD-70. | EACH | 63500.00 | 63500.00 | 63500.00 | 63500.00 | 63500.00 | 63500.00 |
| MOTORCYCLE YAMAHA 100CC. | EACH | 79500.00 | 79500.00 | 79500.00 | 80500.00 | 84500.00 | 85000.00 |
| MOTOR CYCLE HERO 70 CC | EACH | 43000.00 | 42500.00 | 0.00 | 47500.00 | 50000.00 | 50000.00 |
| BICYCLE WITH TYRES & TUBES | EACH | 7500.00 | 7900.00 | 7500.00 | 7350.00 | 7800.00 | 8000.00 |
| TYRE CAR WITH TUBE GENERAL | EACH | 3700.00 | 2500.00 | 3200.00 | 3800.00 | 2500.00 | 2500.00 |
| TYRE MOTOR CYCLE WITHOUT TUBE | EACH | 875.00 | 850.00 | 1250.00 | 1125.00 | 1000.00 | 950.00 |
| TYRE CYCLE SPECIFY BRAND NAME | EACH | 365.00 | 350.00 | 350.00 | 350.00 | 350.00 | 350.00 |
| TYRE CAR W/O TUBE | EACH | 2650.00 | 3250.00 | 2800.00 | 3500.00 | 2500.00 | 2500.00 |
| PETROL SUPER | LITRE | 69.50 | 69.50 | 69.50 | 69.50 | 69.50 | 69.50 |
| HIGH SPEED DIESEL HSD | LITRE | 77.40 | 77.40 | 77.40 | 77.40 | 77.40 | 77.40 |
| CNG | K.G. | 67.50 | 67.50 | 0.00 | 67.50 | 67.50 | 71.50 |
| GAS CYLINDER STAND. SIZE | EACH | 1100.00 | 1150.00 | 1200.00 | 1210.00 | 1150.00 | 1050.00 |
| MOTOR CYCLE SERVICE CHARGES | EACH | 175.00 | 300.00 | 300.00 | 385.00 | 250.00 | 250.00 |
| CAR SERVICE CHARGES | EACH | 275.00 | 375.00 | 400.00 | 375.00 | 250.00 | 350.00 |
| TYRE PUNCTURE CHARGES | EACH | 50.00 | 90.00 | 100.00 | 70.00 | 90.00 | 80.00 |
| CYCLE OVERHAULING CHARGES | EACH | 195.00 | 350.00 | 350.00 | 200.00 | 300.00 | 150.00 |
| CAR TAX FOR 800CC TO 1300CC | YEARLY | 2650.00 | 2650.00 | 2650.00 | 2650.00 | 2650.00 | 2650.00 |
| TRAIN FARE ECO. 1-100 KM. | P/KM. | 0.68 | 0.68 | 0.68 | 0.68 | 0.00 | 0.68 |
| TRAIN FARE ECO. 101-500 KM. | P/KM. | 0.98 | 0.98 | 0.98 | 0.98 | 0.00 | 0.98 |
| TRAIN FARE ECO. > 500 KM. | P/KM. | 0.89 | 0.89 | 0.89 | 0.89 | 0.00 | 0.89 |
| TRAIN FARE IST SLP. 1-100KM | P/KM. | 2.10 | 2.10 | 2.10 | 2.10 | 0.00 | 2.10 |
| TRAIN FARE IST SLP.101-500 KM | P/KM. | 2.59 | 2.59 | 2.59 | 2.59 | 0.00 | 2.59 |
| TRAIN FARE IST SLP. > 500 KM | P/KM. | 1.99 | 1.99 | 1.99 | 1.99 | 0.00 | 1.99 |
| TRAIN FARE A/C SLP. 1-100KM. | P/KM. | 5.76 | 5.76 | 5.76 | 5.76 | 0.00 | 5.76 |
| TRAIN FARE A/C SLP.101-500KM | P/KM. | 4.59 | 4.59 | 4.59 | 4.59 | 0.00 | 4.59 |
| TRAIN FARE A/C SLP > 500KM. | P/KM. | 4.16 | 4.16 | 4.16 | 4.16 | 0.00 | 4.16 |

Contd.

7.11 Intercity Consumer Prices August, 2017

| Description | Unit | Vehari | Sargodha | Mianwali | Bahawal- pur | Bahawal- nagar | R.Y. Khan |
|--|--------|----------|----------|----------|-----------------|-------------------|-----------|
| PLATEFORM TICKET | EACH | 10.00 | 10.00 | 10.00 | 10.00 | 0.00 | 10.00 |
| AUTO RICKSHAW FARES | KM/MIN | 35.00 | 55.00 | 60.00 | 80.00 | 50.00 | 40.00 |
| FULL TONGA CHARGES | KM/MIN | 0.00 | 0.00 | 75.00 | 70.00 | 0.00 | 0.00 |
| TAXI 4 SEATER FARE | KM/MIN | 50.00 | 50.00 | 50.00 | 60.00 | 100.00 | 90.00 |
| BUS FARE MIN (WITHIN CITY) | TICKET | 0.00 | 9.00 | 0.00 | 0.00 | 0.00 | 0.00 |
| BUS FARE MAX (WITHIN CIT | TICKET | 0.00 | 21.00 | 0.00 | 0.00 | 0.00 | 21.00 |
| BUS FARE OUTSIDE CITY | P/KM. | 0.86 | 0.86 | 0.86 | 0.86 | 0.86 | 0.86 |
| A/C BUS FARE OUTSIDE CITY | P/KM. | 1.37 | 2.00 | 1.20 | 1.51 | 1.00 | 1.33 |
| MINIBUS FARE MIN.WITH IN CITY | TICKET | 0.00 | 0.00 | 0.00 | 0.00 | 0.00 | 0.00 |
| MINIBUS FARE MAX.WITH IN CITY | TICKET | 0.00 | 0.00 | 0.00 | 0.00 | 0.00 | 0.00 |
| SUZUKI FARE MIN.WITH IN CITY | TICKET | 0.00 | 13.75 | 15.00 | 12.00 | 10.00 | 0.00 |
| SUZUKI FARE MAXIMUM W.IN CITY | TICKET | 0.00 | 15.00 | 25.00 | 18.00 | 25.00 | 0.00 |
| AIR FARE ECONOMY CLASS. | P/KM. | 0.00 | 19.26 | 0.00 | 19.26 | 0.00 | 0.00 |
| POSTAL ENVELOPE DOMESTIC | EACH | 8.00 | 8.00 | 8.00 | 8.00 | 8.00 | 8.00 |
| ENVELOPE FOR SAUDI ARABIA | EACH | 60.00 | 50.00 | 50.00 | 50.00 | 50.00 | 50.00 |
| POSTAL REGISTRATION CHARGES | EACH | 38.00 | 38.00 | 38.00 | 38.00 | 38.00 | 38.00 |
| U.M.S. REG CHARGES MIN. | EACH | 59.00 | 59.00 | 59.00 | 59.00 | 59.00 | 59.00 |
| T.C.S. CH. MIN.WITH IN ZONE | EACH | 180.00 | 160.00 | 160.00 | 160.00 | 180.00 | 160.00 |
| TELEPHONE CHARGES LOCAL CALL | P/CALL | 3.94 | 3.94 | 3.94 | 3.94 | 3.94 | 3.94 |
| TEL CHARGES OUT SIDE CITY | P/CALL | 3.94 | 3.94 | 3.94 | 3.94 | 3.94 | 3.94 |
| INTERNET CHARGES | P/HOUR | 50.00 | 45.00 | 45.00 | 50.00 | 27.50 | 27.50 |
| MOBILE CELL CHARGES | P/UNIT | 3.00 | 3.00 | 3.00 | 4.50 | 3.06 | 3.06 |
| FAX CHARGES (LOCAL) | P/PAGE | 22.50 | 20.00 | 15.00 | 15.00 | 20.00 | 10.00 |
| TELEPHONE SET AV. QLTY | EACH | 1275.00 | 900.00 | 525.00 | 1150.00 | 800.00 | 650.00 |
| MOBILE SET NOKIA/SONY/ERICSON/SAMSUNG WITHOUT CAMERA | EACH | 3155.00 | 2600.00 | 3200.00 | 5200.00 | 3650.00 | 3650.00 |
| T.V. 20" COLORED WEGA H-A21. | EACH | 19000.00 | 22000.00 | 23250.00 | 23800.00 | 18000.00 | 17500.00 |
| T.V 20" COLOR CHINA/KORIA) | EACH | 6650.00 | 6500.00 | 14250.00 | 15300.00 | 13000.00 | 12000.00 |
| V.C.P. PANASONIC/LG/NAT | EACH | 0.00 | 0.00 | 6500.00 | 5500.00 | 5000.00 | 0.00 |
| DVD/VCD PLAYER PANASONIC/LG | EACH | 4100.00 | 5750.00 | 4500.00 | 4950.00 | 5000.00 | 5500.00 |
| RADIO WITH C.PLAYER NATIONAL | EACH | 1500.00 | 4500.00 | 3000.00 | 2100.00 | 1800.00 | 1250.00 |
| PERSONNEL COMPUTER (BRANDED) | EACH | 45000.00 | 20000.00 | 43250.00 | 35000.00 | 65000.00 | 63000.00 |
| VID. CASSETTE BLK. TDK/SONY | EACH | 280.00 | 165.00 | 150.00 | 200.00 | 180.00 | 100.00 |
| COM. C.D. (TDK/IMATION) | EACH | 77.50 | 55.00 | 30.00 | 45.00 | 50.00 | 35.00 |
| TAPE RECORDER CASSETTE BLANK | EACH | 75.00 | 50.00 | 50.00 | 55.00 | 50.00 | 40.00 |
| VIDEO GAME SEGA 16 BYTE | EACH | 1200.00 | 0.00 | 1500.00 | 1650.00 | 1150.00 | 1150.00 |
| CINEMA A/C. HIGH CLASS | TICKET | 0.00 | 110.00 | 0.00 | 0.00 | 0.00 | 0.00 |
| CINEMA NON-A/C HIGH CLASS | TICKET | 0.00 | 0.00 | 0.00 | 35.00 | 0.00 | 30.00 |
| CABLE CHARGES | P/MONT | 300.00 | 250.00 | 250.00 | 300.00 | 300.00 | 250.00 |
| TV.LICENCE FEE DOMESTIC | YEARLY | 420.00 | 420.00 | 420.00 | 420.00 | 420.00 | 420.00 |
| ENGLISH BOOK CLASS V1 | EACH | 73.00 | 73.00 | 73.00 | 73.00 | 73.00 | 73.00 |
| ENGLISH BOOK CLASS IX OR X | EACH | 130.00 | 130.00 | 130.00 | 130.00 | 130.00 | 130.00 |
| ENG. BOOK IST.YR COMPLETE SET | EACH | 84.00 | 84.00 | 84.00 | 84.00 | 84.00 | 84.00 |
| ENGLISH BOOK BA/B.SC | EACH | 178.00 | 178.00 | 178.00 | 178.00 | 178.00 | 178.00 |
| URDU BOOK CLASS V (T.B.BORD) | EACH | 55.00 | 55.00 | 55.00 | 55.00 | 55.00 | 55.00 |
| URDU BOOK CLASS IX/X(T.B.B) | EACH | 131.00 | 131.00 | 131.00 | 131.00 | 131.00 | 131.00 |
| URDU BOOK IST.YEAR/INTER | EACH | 53.00 | 53.00 | 53.00 | 53.00 | 53.00 | 53.00 |
| URDU BOOK BA/B.SC | EACH | 140.00 | 140.00 | 140.00 | 140.00 | 140.00 | 140.00 |
| MATHS BOOK CALSS V (T.B.B) | EACH | 78.00 | 78.00 | 78.00 | 78.00 | 78.00 | 78.00 |
| MATHS BOOK CLASS IX OR X | EACH | 266.00 | 266.00 | 266.00 | 266.00 | 266.00 | 266.00 |
| MATHS BOOK IST.YEAR (T.B.B) | EACH | 156.00 | 156.00 | 156.00 | 156.00 | 156.00 | 156.00 |
| PAKISTAN STUDIES BOOK BA/B.SC | EACH | 125.00 | 125.00 | 125.00 | 125.00 | 125.00 | 125.00 |
| DAILY "DAWN" | P/COPY | 20.00 | 20.00 | 20.00 | 20.00 | 20.00 | 20.00 |
| DAILY "JANG" | P/COPY | 13.00 | 13.00 | 13.00 | 13.00 | 13.00 | 13.00 |
| DAILY "NAWA-E-WAQT" | P/COPY | 13.00 | 13.00 | 13.00 | 13.00 | 13.00 | 13.00 |
| WEEKLY "AKHBAR-E-JAHAN" | P/COPY | 55.00 | 55.00 | 55.00 | 55.00 | 55.00 | 55.00 |
| WEEKLY "MAG" | P/COPY | 45.00 | 50.00 | 45.00 | 45.00 | 50.00 | 50.00 |
| MONTHLY "NAUNEHAL DIGEST" | P/COPY | 35.00 | 35.00 | 35.00 | 35.00 | 35.00 | 35.00 |
| PAPER FOOLSCAPE (27"x17") | QUIRE | 50.00 | 60.00 | 45.00 | 27.50 | 50.00 | 50.00 |
| EXERCISE.BOOK LINED 80/100 PGS | EACH | 50.00 | 60.00 | 45.00 | 70.00 | 70.00 | 70.00 |
| PENCILGOLDFISH/DEER | EACH | 6.50 | 7.00 | 7.00 | 5.00 | 7.50 | 7.00 |
| PEN INK DOLLOR 57 ML BOTTLE | EACH | 20.00 | 25.00 | 20.00 | 20.00 | 20.00 | 25.00 |

Contd.

7.11 Intercity Consumer Prices August, 2017

| Description | Unit | Vehari | Sargodha | Mianwali | Bahawal- pur | Bahawal- nagar | R.Y. Khan |
|---|---------|----------|----------|----------|-----------------|-------------------|-----------|
| PHOTOSTATE PAPER 70 GM | PRT | 310.00 | 350.00 | 330.00 | 280.00 | 350.00 | 370.00 |
| BALL PEN (local) | EACH | 7.00 | 7.50 | 7.00 | 5.00 | 8.00 | 8.00 |
| FOUNTAIN PEN HERO/WINGS/CHINA | EACH | 50.00 | 50.00 | 50.00 | 45.00 | 50.00 | 50.00 |
| PRIVATE SCHOOL FEE ENGLISH MEDIUM AVERAGE STANDARD (CLASS I) | P/MONT | 1437.50 | 1350.00 | 1400.00 | 3562.50 | 1625.00 | 1600.00 |
| PRIVATE SCHOOL FEE ENGLISH MEDIUM AVERAGE STANDARD (CLASS V) | P/MONT | 1437.50 | 1650.00 | 2000.00 | 3562.50 | 1725.00 | 2100.00 |
| PRIVATE SCHOOL FEE ENGLISH MEDIUM AVERAGE STANDARD (CLASS VI) | P/MONT | 1662.50 | 1650.00 | 2500.00 | 3562.50 | 1750.00 | 2400.00 |
| PRIVATE SCHOOL FEE ENGLISH MEDIUM AVERAGE STANDARD (CLASS X) | P/MONT | 1762.50 | 2350.00 | 2800.00 | 3712.50 | 2125.00 | 2600.00 |
| PRIVATE MEDICLE COLLEGE FEE MBBS (1ST YEAR) | P/MONT | 0.00 | 0.00 | 0.00 | 0.00 | 0.00 | 0.00 |
| PRIVATE ENGINEERING COLLEGE FEE (ISTR YEAR) | P/MONT | 0.00 | 0.00 | 14800.00 | 0.00 | 0.00 | 0.00 |
| GOVT. COLLEGE FEE 1ST. YEAR | MONTH | 50.00 | 50.00 | 60.00 | 50.00 | 50.00 | 50.00 |
| GOVT. COLLEGE FEE 4TH. YEAR | MONTH | 60.00 | 60.00 | 70.00 | 60.00 | 60.00 | 60.00 |
| GOVT. UNIVERSITY FEE MSC. | MONTH | 183.33 | 1500.00 | 1866.00 | 1166.67 | 120.00 | 120.00 |
| GOVT. MED. COLLEGE FEE MBBS | MONTH | 0.00 | 1500.00 | 0.00 | 1250.00 | 0.00 | 1050.00 |
| GOVT. ENGG. COLL. FEE I YEAR | MONTH | 0.00 | 600.00 | 0.00 | 2166.67 | 0.00 | 500.00 |
| COACHING FEE FOR CLASS IX/X | P/MONT | 1800.00 | 550.00 | 2500.00 | 1500.00 | 1100.00 | 1000.00 |
| COACHING CHARGES FOR CLASS 1ST YEAR/INTER (SCIENCE) | P/MONT | 2400.00 | 900.00 | 2800.00 | 1750.00 | 1500.00 | 1200.00 |
| COACHING CHARGES FOR CLASS 1ST YEAR/INTER (COMMERCE) | P/MONT | 2500.00 | 600.00 | 1000.00 | 1500.00 | 1500.00 | 1000.00 |
| I.T. TUITION FEES | P/MONT | 3150.00 | 1166.00 | 0.00 | 2417.00 | 0.00 | 2000.00 |
| MBA TUITION FEES | P/MONT | 3150.00 | 1916.66 | 0.00 | 3300.00 | 0.00 | 6670.00 |
| BREAD TANDOORI ST. SIZE | EACH | 5.00 | 6.50 | 7.00 | 5.00 | 7.00 | 6.00 |
| COOKED MUTTON (AV. HOTEL) | PLATE | 150.00 | 350.00 | 140.00 | 125.00 | 150.00 | 150.00 |
| COOKED BEEF (AV. HOTEL) | PLATE | 115.00 | 110.00 | 120.00 | 75.00 | 120.00 | 80.00 |
| COOKED DAL (AV. HOTEL) | PLATE | 50.00 | 45.00 | 50.00 | 50.00 | 50.00 | 55.00 |
| CHICKEN BIRYANI FULL/DOUBLE | PLATE | 155.00 | 135.00 | 170.00 | 125.00 | 300.00 | 120.00 |
| TEA PREPARED (ORDINARY) | CUP | 20.00 | 20.00 | 20.00 | 20.00 | 20.00 | 20.00 |
| HAIRCUT CHARGES FOR MEN | P/CUT | 100.00 | 100.00 | 50.00 | 95.00 | 80.00 | 70.00 |
| BEAUTY PORL HAIR STYL CHARGE | P/STY. | 250.00 | 325.00 | 250.00 | 390.00 | 400.00 | 300.00 |
| SHAVING CHARGES | PER SHV | 45.00 | 55.00 | 40.00 | 50.00 | 30.00 | 30.00 |
| LIPSTICK S.MISS/MEDORA | EACH | 120.00 | 120.00 | 120.00 | 120.00 | 120.00 | 120.00 |
| NAIL POLISH S.MISS/MEDORA | EACH | 75.00 | 115.00 | 95.00 | 95.00 | 70.00 | 60.00 |
| PERFUME MED.SIZE MEDORA/BROACH | EACH | 200.00 | 200.00 | 120.00 | 200.00 | 230.00 | 200.00 |
| HAIR-OIL AMLA/CHAMBELI | BOTTLE | 120.00 | 120.00 | 110.00 | 120.00 | 120.00 | 120.00 |
| TOILET SOAP LUX 95 GRAMS | EACH | 36.00 | 34.00 | 36.00 | 38.00 | 38.00 | 38.00 |
| TOILET SOAP LIFEBOUY 140 GRM | EACH | 42.00 | 50.00 | 50.00 | 42.00 | 46.66 | 48.70 |
| TOILET SOAP SAFEGUARD BATH SIZE | EACH | 50.00 | 50.00 | 60.00 | 50.00 | 39.65 | 50.00 |
| TOOTHPASTE MACKLINES 70 GRM | EACH | 50.00 | 50.00 | 50.00 | 50.00 | 50.00 | 50.00 |
| TOOTHPAST MED SIZE CLGATE 70 GMS | EACH | 65.00 | 65.00 | 40.00 | 60.67 | 65.00 | 68.00 |
| TOOTHBRUSH SHEILD A/PLAUQUE | EACH | 45.00 | 40.00 | 50.00 | 25.00 | 35.00 | 30.00 |
| TOOTHPOWDER DENTONIC 90 GRM | EACH | 35.00 | 35.00 | 32.00 | 35.00 | 35.00 | 35.00 |
| HAIR-COLOUR BEGIN (6 GMS) | EACH | 110.00 | 110.00 | 110.00 | 110.00 | 110.00 | 110.00 |
| HAIR COLOUR (KALAKOLA) | BOTTLE | 130.00 | 130.00 | 130.00 | 130.00 | 130.00 | 130.00 |
| FACECREAM PONDS (MEDIUM) | EACH | 120.00 | 235.00 | 120.00 | 120.00 | 120.00 | 120.00 |
| TALC POWDER VICE ROAY,B.CAT | EACH | 152.50 | 150.00 | 145.00 | 155.00 | 150.00 | 160.00 |
| BLADE TREET ORDINARY 10'S | PKT. | 30.00 | 40.00 | 45.00 | 30.00 | 40.00 | 30.00 |
| BLADE 7-O-CLOCK STAIN. 5'S | PKT. | 30.00 | 30.00 | 40.00 | 35.00 | 35.00 | 30.00 |
| SHAMPOO SUNSILK/PAINTIN 100 ML | BOTTLE | 99.00 | 110.00 | 99.00 | 110.00 | 111.00 | 111.00 |
| BEAUTY CREAM (FAIR & LOVELY) | EACH | 200.00 | 200.00 | 200.00 | 200.00 | 200.00 | 200.00 |
| HAIR REMOVING CREAM (EU-CREAM) | TUBE | 70.00 | 70.00 | 70.00 | 65.00 | 70.00 | 60.00 |
| GEL MEDIUM SIZE | BOTTLE | 60.00 | 120.00 | 200.00 | 100.00 | 135.00 | 120.00 |
| DISPOSABLE RAZOR GILLET-II | EACH | 45.00 | 41.00 | 45.00 | 40.00 | 50.00 | 42.00 |
| SHAVING CREAM TOUCH-ME/ADM. | EACH | 75.00 | 70.00 | 70.00 | 70.00 | 70.00 | 70.00 |
| GOLD TEZABI 24 CT | 10 GM. | 42438.00 | 43467.00 | 43381.00 | 42865.00 | 42524.00 | 42781.00 |
| SILVER TEZABI 24 CT | 10 GM. | 634.00 | 643.00 | 610.00 | 639.00 | 643.00 | 643.00 |
| ARTIFICIAL JEWELLARY SET | SET | 637.50 | 650.00 | 1000.00 | 725.00 | 1000.00 | 300.00 |
| WRIST WATCH GENTS CITIZEN (ORIGINAL) *** | EACH | 3500.00 | 7000.00 | 4100.00 | 7800.00 | 3200.00 | 3200.00 |
| WRIST WATCH LADIES CITIZEN (ORIGINAL) *** | EACH | 3500.00 | 7000.00 | 4100.00 | 7600.00 | 3200.00 | 3200.00 |
| WALL CLOCK QUARTZ AV.QLTY | EACH | 662.50 | 750.00 | 600.00 | 1100.00 | 600.00 | 800.00 |
| SUITCASE REXIN (24"x16"x6") | EACH | 945.00 | 2000.00 | 1700.00 | 1600.00 | 2000.00 | 1500.00 |
| TRUNK MEDIUM SIZE *** | EACH | 990.00 | 2000.00 | 2000.00 | 1900.00 | 1400.00 | 1400.00 |
| PURSE LADIES (LEATHER) AVERAGE QUALITY | EACH | 660.00 | 1100.00 | 700.00 | 1150.00 | 1300.00 | 1200.00 |

7.11 Intercity Consumer Prices August, 2017

| Description | Unit | Karachi | Hyder- abad | Nawab- shah | Mirpur- khas | Mithi | Sukkar | Larkana | Dadu |
|--|---------|---------|----------------|----------------|-----------------|--------|--------|---------|--------|
| WHEAT | 10 KG. | 350.00 | 310.00 | 347.50 | 300.00 | 300.00 | 312.50 | 312.50 | 325.00 |
| WHEAT FLOUR FINE/SUPERIOR. | KG. | 46.25 | 45.00 | 46.25 | 46.00 | 40.00 | 39.00 | 45.00 | 40.00 |
| WHEAT FLOUR AVG. QLTY | KG. | 40.50 | 41.13 | 38.75 | 38.00 | 35.00 | 37.00 | 36.00 | 35.00 |
| WHEAT FLOUR BAG | 10 KG. | 409.23 | 415.00 | 367.00 | 380.00 | 395.00 | 350.00 | 345.00 | 400.00 |
| MAIDA | KG. | 50.73 | 50.00 | 51.25 | 45.00 | 46.00 | 50.00 | 45.00 | 50.00 |
| SUJI | KG. | 53.85 | 50.00 | 48.75 | 45.00 | 46.00 | 50.00 | 49.00 | 50.00 |
| BESAN AV. QLTY. | KG. | 146.54 | 122.50 | 102.50 | 130.00 | 127.50 | 135.00 | 140.00 | 160.00 |
| RICE BASMATI SUP. QLTY. | KG. | 161.73 | 142.50 | 110.00 | 120.00 | 125.00 | 140.00 | 125.00 | 120.00 |
| RICE BASMATI 385/386 | KG. | 83.94 | 77.50 | 80.00 | 75.00 | 72.50 | 70.00 | 82.50 | 100.00 |
| RICE BASMATI BROKEN AV.QLTY | KG. | 74.04 | 75.00 | 90.50 | 75.00 | 70.00 | 65.00 | 75.00 | 60.00 |
| RICE IRRI-6 (SINDH/PUNJAB) | KG. | 44.52 | 45.00 | 51.25 | 40.00 | 40.00 | 52.50 | 36.00 | 40.00 |
| VERMICELLI | KG. | 85.38 | 85.00 | 82.50 | 85.00 | 85.00 | 80.00 | 67.50 | 100.00 |
| BREAD PLAIN MEDIUM SIZE | EACH | 45.00 | 44.00 | 53.75 | 45.00 | 45.00 | 50.00 | 45.00 | 50.00 |
| RUSK (PAPAY) | KG. | 190.77 | 190.00 | 197.50 | 150.00 | 150.00 | 230.00 | 250.00 | 280.00 |
| BISCUITS-PACKED | PKT | 40.00 | 40.00 | 35.00 | 35.00 | 35.00 | 35.00 | 37.50 | 40.00 |
| BISCUIT-BAKERY (LOOSE) | 250 GM | 88.85 | 77.50 | 90.00 | 55.00 | 55.00 | 75.00 | 130.00 | 60.00 |
| CORNFLAKS FAUJI 225 GM. | PKT | 180.00 | 171.00 | 198.00 | 180.00 | 180.00 | 176.00 | 210.00 | 162.00 |
| SAMOSA (VEGATABLE) | EACH | 12.92 | 10.00 | 7.25 | 12.00 | 9.00 | 11.00 | 15.00 | 15.00 |
| PASTRY AV.QLTY. | EACH | 25.31 | 25.00 | 20.00 | 15.00 | 11.00 | 20.00 | 37.50 | 20.00 |
| PATTIES (VEGATABLES) | EACH | 17.65 | 10.50 | 10.00 | 15.00 | 11.00 | 20.00 | 30.00 | 10.00 |
| NIMCO | 250 GM | 88.46 | 80.00 | 88.75 | 70.00 | 62.50 | 75.00 | 85.00 | 70.00 |
| CHIPS | 250 GM | 97.50 | 80.00 | 100.00 | 70.00 | 62.50 | 80.00 | 100.00 | 70.00 |
| BEEF WITH BONE AV.QLTY. | KG | 405.00 | 340.00 | 352.50 | 260.00 | 0.00 | 325.00 | 310.00 | 350.00 |
| MUTTON AV.QLTY. | KG | 786.54 | 725.00 | 607.50 | 650.00 | 600.00 | 675.00 | 725.00 | 700.00 |
| CHICKEN FARM BROILER (LIVE) | KG | 173.00 | 165.00 | 182.50 | 134.00 | 152.00 | 150.00 | 130.00 | 170.00 |
| FISH-RAHU MEDIUM SIZE | KG | 323.08 | 253.13 | 300.00 | 300.00 | 325.00 | 275.00 | 275.00 | 340.00 |
| MILK FRESH (UNBOILED) | LTR. | 85.00 | 84.00 | 90.00 | 80.00 | 70.00 | 80.00 | 80.00 | 90.00 |
| CURD | KG. | 129.62 | 120.00 | 108.75 | 100.00 | 90.00 | 95.00 | 95.00 | 100.00 |
| MILK TETRA PACK 1/2 LTR. | PKT. | 65.00 | 60.00 | 58.75 | 60.00 | 60.00 | 60.00 | 60.00 | 65.00 |
| LACTOGEN 400 GRAMS | PKT. | 430.00 | 440.00 | 420.00 | 420.00 | 427.50 | 450.00 | 430.00 | 430.00 |
| POWDER MILK NIDO 400GM. | PKT | 358.97 | 369.23 | 370.00 | 360.00 | 360.00 | 358.97 | 332.30 | 370.00 |
| MILK POWDER LOOSE/PACKED | KG. | 507.88 | 562.50 | 560.00 | 500.00 | 500.00 | 480.00 | 712.50 | 370.00 |
| BUTTER LOCAL PACKED | 50 GM. | 25.92 | 28.00 | 38.00 | 32.50 | 25.00 | 27.50 | 28.00 | 30.00 |
| EGGS FARM | DOZ | 104.35 | 107.50 | 102.50 | 95.00 | 117.00 | 102.00 | 80.00 | 100.00 |
| MUSTARD OIL AV.QLTY. | KG. | 169.23 | 150.00 | 157.50 | 140.00 | 140.00 | 140.00 | 190.00 | 160.00 |
| COOKING OIL (DALDA) | 2.5LTR | 465.00 | 469.00 | 440.00 | 510.00 | 510.00 | 468.00 | 460.00 | 500.00 |
| COOKING OIL (PAKWAN) OTHER BRAND SPECIFY | 2.5 LTR | 435.00 | 465.00 | 367.50 | 400.00 | 410.00 | 435.00 | 400.00 | 400.00 |
| VEGETABLE GHEE TIN | 2.5KG. | 460.00 | 460.00 | 460.00 | 495.00 | 495.00 | 453.00 | 450.00 | 500.00 |
| VEGETABLE GHEE (LOOSE) | KG. | 146.54 | 175.00 | 155.00 | 160.00 | 160.00 | 145.00 | 130.00 | 120.00 |
| DATES AV.QLTY. | KG. | 231.54 | 100.00 | 151.25 | 80.00 | 80.00 | 175.00 | 227.50 | 160.00 |
| PISTACHIO AV.QLTY. | 50 GM. | 145.00 | 120.00 | 107.50 | 60.00 | 62.50 | 150.00 | 117.50 | 120.00 |
| ALMONDS WHOLE AV.QLTY. | KG. | 801.92 | 712.50 | 1200.00 | 650.00 | 725.00 | 850.00 | 1000.00 | 850.00 |
| COCONUT DRY AV.QLTY. | KG. | 324.62 | 323.75 | 242.50 | 270.00 | 280.00 | 300.00 | 280.00 | 300.00 |
| RAISINS AV.QLTY. | 50 GM. | 27.40 | 25.00 | 23.75 | 20.00 | 20.00 | 25.00 | 20.00 | 20.00 |
| GROUNDNUTS (WITH SHELL) | KG. | 257.50 | 160.00 | 140.00 | 160.00 | 165.00 | 240.00 | 155.00 | 200.00 |
| MALTA/MOSAMBI | DOZ | 0.00 | 0.00 | 0.00 | 0.00 | 0.00 | 0.00 | 0.00 | 0.00 |
| KINNU | DOZ | 0.00 | 0.00 | 0.00 | 0.00 | 0.00 | 0.00 | 0.00 | 0.00 |
| APPLE | KG | 123.46 | 150.00 | 102.50 | 145.00 | 145.00 | 100.00 | 125.00 | 100.00 |
| ALOO BUKHARA | KG | 174.62 | 0.00 | 242.50 | 140.00 | 0.00 | 0.00 | 157.50 | 160.00 |
| POMEGRANATE (ANNAR) | KG | 0.00 | 0.00 | 117.50 | 0.00 | 0.00 | 200.00 | 180.00 | 0.00 |
| GRAPES | KG | 178.85 | 170.00 | 182.50 | 150.00 | 165.00 | 175.00 | 190.00 | 160.00 |
| BANANAS | DOZ | 67.12 | 61.25 | 42.50 | 55.00 | 62.50 | 55.00 | 80.00 | 30.00 |
| MANGO KALMI | KG | 156.92 | 152.50 | 0.00 | 150.00 | 175.00 | 140.00 | 120.00 | 120.00 |
| GUAVA | KG | 122.31 | 0.00 | 42.50 | 0.00 | 0.00 | 70.00 | 0.00 | 0.00 |
| WATERMELON (TURBOOZ) | KG | 0.00 | 0.00 | 0.00 | 0.00 | 0.00 | 0.00 | 0.00 | 0.00 |
| MUSKMELON (KHARBOOZA) | KG | 0.00 | 0.00 | 0.00 | 0.00 | 0.00 | 0.00 | 0.00 | 0.00 |
| SWEETMELON (GARMA) | KG | 58.46 | 62.50 | 100.00 | 30.00 | 65.00 | 65.00 | 45.00 | 60.00 |
| PULSE MASOOR (WHOLE) | KG. | 108.08 | 93.75 | 141.25 | 80.00 | 87.50 | 100.00 | 60.00 | 100.00 |
| PULSE MASOOR (WASHED) | KG. | 110.00 | 98.13 | 151.25 | 90.00 | 87.50 | 110.00 | 100.00 | 120.00 |
| PULSE MOONG (WASHED) | KG. | 118.27 | 121.88 | 157.50 | 120.00 | 125.00 | 135.00 | 140.00 | 140.00 |
| PULSE MASH (WASHED) | KG. | 178.46 | 156.88 | 248.75 | 160.00 | 160.00 | 175.00 | 170.00 | 280.00 |
| PULSE GRAM | KG. | 129.23 | 120.00 | 127.50 | 120.00 | 115.00 | 135.00 | 122.50 | 130.00 |
| GRAM WHOLE BLACK AV QLTY. | KG. | 134.62 | 130.00 | 70.00 | 100.00 | 100.00 | 130.00 | 135.00 | 105.00 |

Contd.

7.11 Intercity Consumer Prices August, 2017

| Description | Unit | Karachi | Hyder- abad | Nawab- shah | Mirpur- khas | Mithi | Sukkar | Larkana | Dadu |
|--------------------------------|--------|---------|----------------|----------------|-----------------|--------|--------|---------|--------|
| GRAM WHOLE YELLOW AV.QLTY | KG. | 191.15 | 168.75 | 122.50 | 230.00 | 230.00 | 170.00 | 240.00 | 200.00 |
| BEANS (LAL LOBIA) | KG. | 143.08 | 120.00 | 118.75 | 140.00 | 140.00 | 155.00 | 149.00 | 160.00 |
| POTATOES | KG | 33.85 | 52.19 | 28.75 | 30.00 | 30.00 | 30.00 | 29.00 | 30.00 |
| ONION | KG | 37.88 | 38.13 | 32.50 | 32.50 | 32.50 | 40.00 | 32.50 | 30.00 |
| TURNIP | KG | 0.00 | 0.00 | 0.00 | 0.00 | 0.00 | 0.00 | 0.00 | 0.00 |
| RADISH | KG | 0.00 | 0.00 | 0.00 | 0.00 | 0.00 | 0.00 | 0.00 | 0.00 |
| TOMATOES | KG | 46.54 | 51.25 | 41.25 | 55.00 | 65.00 | 40.00 | 40.00 | 40.00 |
| CABBAGE | KG | 0.00 | 0.00 | 0.00 | 0.00 | 0.00 | 0.00 | 0.00 | 0.00 |
| CAULIFLOWER | KG | 0.00 | 0.00 | 0.00 | 0.00 | 0.00 | 0.00 | 0.00 | 0.00 |
| BRINJAL | KG | 43.27 | 33.75 | 48.75 | 35.00 | 40.00 | 40.00 | 45.00 | 20.00 |
| PUMPKIN | KG | 46.54 | 52.50 | 48.75 | 45.00 | 0.00 | 40.00 | 45.00 | 60.00 |
| BOTTLEGOURD | KG | 57.69 | 40.00 | 65.00 | 35.00 | 45.00 | 40.00 | 45.00 | 40.00 |
| LADY FINGER | KG | 83.46 | 70.00 | 62.50 | 80.00 | 85.00 | 60.00 | 90.00 | 70.00 |
| PEAS | KG | 0.00 | 0.00 | 0.00 | 0.00 | 0.00 | 0.00 | 0.00 | 0.00 |
| SPINACH | KG | 0.00 | 0.00 | 0.00 | 0.00 | 0.00 | 0.00 | 0.00 | 0.00 |
| TINDA | KG | 68.46 | 72.50 | 67.50 | 65.00 | 62.50 | 60.00 | 44.00 | 40.00 |
| TURAI | KG | 67.31 | 42.50 | 42.50 | 85.00 | 80.00 | 50.00 | 45.00 | 50.00 |
| KARAILA | KG | 66.92 | 65.00 | 57.50 | 80.00 | 75.00 | 70.00 | 75.00 | 40.00 |
| ARVI | KG | 56.15 | 61.25 | 77.50 | 0.00 | 0.00 | 50.00 | 50.00 | 40.00 |
| CHILLIES GREEN | KG | 74.62 | 60.00 | 47.50 | 60.00 | 65.00 | 60.00 | 90.00 | 60.00 |
| CARROT | KG | 0.00 | 0.00 | 0.00 | 0.00 | 0.00 | 0.00 | 0.00 | 0.00 |
| COCUMBER (KHEERA) | KG | 61.15 | 52.50 | 48.75 | 55.00 | 72.50 | 60.00 | 57.50 | 60.00 |
| LEMON | 250GM | 53.46 | 26.25 | 42.50 | 30.00 | 35.00 | 20.00 | 37.50 | 20.00 |
| SUGAR REFINED | KG. | 60.15 | 58.00 | 58.75 | 56.50 | 57.00 | 60.00 | 58.00 | 60.00 |
| GUR AV.QLTY | KG. | 88.85 | 81.25 | 67.50 | 72.50 | 67.50 | 70.00 | 80.00 | 70.00 |
| HONEY LANGANESE 500 GM. | BOTTLE | 858.46 | 850.00 | 830.00 | 740.00 | 740.00 | 750.00 | 900.00 | 900.00 |
| MILO 200 GM. | BOTTLE | 210.00 | 215.00 | 180.00 | 209.00 | 190.00 | 206.00 | 225.00 | 200.00 |
| CUSTARD POWDER RAFHAN 300 GM. | PKT | 80.00 | 80.00 | 75.00 | 85.00 | 85.00 | 85.00 | 80.00 | 80.00 |
| TOFFEE (HILAL) | EACH | 1.00 | 1.00 | 1.00 | 1.00 | 1.00 | 1.00 | 2.00 | 1.00 |
| CHOWKELATE CANDY (SMALL SIZE) | EACH | 5.00 | 5.00 | 10.00 | 5.00 | 5.00 | 5.00 | 5.00 | 5.00 |
| SWEETMEAT (MIXED) | KG | 499.81 | 405.00 | 385.00 | 375.00 | 325.00 | 380.00 | 500.00 | 400.00 |
| ICE CREAM WALLS | CUP. | 40.00 | 40.00 | 41.25 | 40.00 | 40.00 | 40.00 | 45.00 | 40.00 |
| ICE | KG | 10.00 | 10.00 | 20.00 | 10.00 | 10.00 | 9.00 | 17.50 | 10.00 |
| JAM AHMED/MITCHELLES | BOTTLE | 140.00 | 140.00 | 130.00 | 140.00 | 140.00 | 130.00 | 135.00 | 130.00 |
| SQUASH-MITCHELLES | BOTTLE | 165.00 | 165.00 | 140.00 | 160.00 | 160.00 | 150.00 | 167.50 | 150.00 |
| ROOH AFZA | BOTTLE | 170.00 | 170.00 | 160.00 | 170.00 | 170.00 | 170.00 | 180.00 | 170.00 |
| JAM-E-SHIREEN | BOTTLE | 170.00 | 180.00 | 150.00 | 170.00 | 170.00 | 170.00 | 175.00 | 180.00 |
| SAUNF | 50 GM | 22.77 | 20.00 | 21.25 | 10.00 | 12.00 | 20.00 | 20.00 | 20.00 |
| CINAMON LOOSE AV. QLTY | 50 GM. | 32.50 | 25.00 | 40.00 | 20.00 | 20.00 | 30.00 | 20.00 | 20.00 |
| CUMINSEED WHITE NATIONAL | 50 GM. | 70.00 | 52.00 | 55.00 | 50.00 | 50.00 | 52.00 | 55.00 | 54.00 |
| PEPPER BLACK NATIONAL | 50 GM. | 110.00 | 110.00 | 96.00 | 110.00 | 110.00 | 110.00 | 110.00 | 110.00 |
| CLOVES LOOSE AV.QLTY | 50 GM. | 78.37 | 80.00 | 87.50 | 63.75 | 62.50 | 80.00 | 80.00 | 80.00 |
| CARDAMOM LARGE LOOSE AV.QLTY | 50 GM. | 157.79 | 126.25 | 160.00 | 90.00 | 105.00 | 150.00 | 120.00 | 80.00 |
| CARDAMOM SMALL AV.QLTY | 50 GM. | 95.38 | 100.00 | 92.50 | 90.00 | 100.00 | 130.00 | 100.00 | 90.00 |
| SALT-POWDERED (LAHOR) LOOSE | KG. | 12.00 | 12.00 | 13.50 | 10.00 | 10.00 | 10.00 | 10.00 | 12.00 |
| SALT POWDERED (NATIONAL/SHAN) | PKT | 25.00 | 25.00 | 28.00 | 25.00 | 25.00 | 25.00 | 25.00 | 25.00 |
| CHILLIES POWD.NATIONAL 200GM | PKT | 120.00 | 120.00 | 105.00 | 105.00 | 105.00 | 105.00 | 110.00 | 105.00 |
| CHILLIES POWDER LOOS | KG. | 306.15 | 283.75 | 242.50 | 180.00 | 185.00 | 250.00 | 255.00 | 240.00 |
| CORRIANDER SEED POWD.NATIONAL | PKT | 104.00 | 104.00 | 104.00 | 104.00 | 104.00 | 104.00 | 105.00 | 104.00 |
| CORRIANDER SEED (LOOSE) | KG. | 267.50 | 200.00 | 257.50 | 150.00 | 160.00 | 240.00 | 245.00 | 240.00 |
| TURMERIC POWD.NATIONAL 50GM | PKT. | 35.00 | 35.00 | 35.00 | 35.00 | 35.00 | 35.00 | 35.00 | 35.00 |
| CURRY POWD. NATIONAL 200 GM | PKT. | 86.00 | 87.00 | 86.00 | 86.00 | 86.00 | 87.00 | 86.00 | 86.00 |
| TOMATO KETCHUP AHMED/MITCHL | BOTTLE | 90.00 | 90.00 | 70.00 | 85.00 | 85.00 | 90.00 | 120.00 | 90.00 |
| PICKLES AHMED/MITCHELLES | BOTTLE | 120.00 | 120.00 | 104.00 | 90.00 | 90.00 | 115.00 | 120.00 | 130.00 |
| VINEGAR SYNTHETIC (SIRKA) | BOTTLE | 70.00 | 70.00 | 90.00 | 65.00 | 65.00 | 80.00 | 90.00 | 85.00 |
| GARLIC | KG | 197.31 | 185.00 | 255.00 | 145.00 | 150.00 | 155.00 | 150.00 | 140.00 |
| GINGER | KG | 172.31 | 140.00 | 142.50 | 190.00 | 195.00 | 180.00 | 150.00 | 180.00 |
| TAPAL DANEDAR TEA 200GM PACKET | PKT | 178.95 | 178.94 | 176.00 | 170.00 | 150.00 | 178.94 | 178.94 | 179.00 |
| TEA LIPTON YELLOW LABEL 200GM. | PKT. | 205.26 | 205.26 | 180.00 | 195.00 | 195.00 | 205.26 | 205.26 | 205.00 |
| TEA LOOSE KENYA AV.QLTY 250GM. | PKT. | 150.67 | 150.00 | 157.50 | 180.00 | 200.00 | 140.00 | 130.00 | 130.00 |
| COFFEE-NESCAFE 75 GM. ** | BOTTLE | 350.00 | 350.00 | 320.00 | 300.00 | 300.00 | 320.00 | 350.00 | 360.00 |
| COLD DRINK (STANDARD SIZ) | BOTTLE | 25.00 | 25.00 | 25.00 | 25.00 | 25.00 | 25.00 | 25.00 | 25.00 |
| FRUIT JUICE TETRA PACK | PKT. | 18.38 | 20.00 | 20.00 | 15.00 | 15.00 | 17.50 | 20.00 | 20.00 |

Contd.

7.11 Intercity Consumer Prices August, 2017

| Description | Unit | Karachi | Hyder- abad | Nawab- shah | Mirpur- khas | Mithi | Sukkar | Larkana | Dadu |
|--------------------------------------|--------|---------|----------------|----------------|-----------------|---------|---------|---------|---------|
| MINERAL WATER NESTLE 1.5 LTR | BOTTLE | 50.00 | 50.00 | 50.00 | 50.00 | 50.00 | 50.00 | 47.50 | 50.00 |
| CIGARETTES K-2 10'S ** | PKT | 55.00 | 50.00 | 60.00 | 50.00 | 50.00 | 50.00 | 50.00 | 60.00 |
| CIGARETTES CAPSTAN 10'S ** | PKT | 55.00 | 50.00 | 48.00 | 50.00 | 50.00 | 50.00 | 48.00 | 50.00 |
| CIGARETTES GOLD LEAF 20'S | PKT | 140.00 | 140.00 | 140.00 | 140.00 | 140.00 | 130.00 | 130.00 | 130.00 |
| CIGARETTES MORVEN GOLD 20'S | PKT | 55.00 | 50.00 | 70.00 | 50.00 | 50.00 | 50.00 | 50.00 | 50.00 |
| BETEL LEAVES | 50GM. | 91.15 | 80.00 | 72.50 | 60.00 | 65.00 | 90.00 | 89.00 | 100.00 |
| BETEL NUTS | KG. | 332.31 | 275.00 | 320.00 | 400.00 | 390.00 | 400.00 | 325.00 | 400.00 |
| LONG CLOTH 57" GUL AHMED/AL-KARAM | METER | 180.38 | 225.00 | 300.00 | 190.00 | 170.00 | 250.00 | 200.00 | 230.00 |
| SHIRTING AV.QLTY. | METER | 162.31 | 140.00 | 205.00 | 100.00 | 95.00 | 120.00 | 157.50 | 130.00 |
| PANT CLOTH W & WEAR AV.QLTY | METER | 396.06 | 387.50 | 450.00 | 300.00 | 300.00 | 600.00 | 350.00 | 300.00 |
| LAWN PRINTED GUL AHMED/AL-KARAM | METER | 415.00 | 240.00 | 400.00 | 270.00 | 275.00 | 375.00 | 366.66 | 260.00 |
| GEORGETTE AV.QLTY | METER | 122.12 | 120.00 | 225.00 | 145.00 | 145.00 | 150.00 | 130.00 | 100.00 |
| LINEN AV.QLTY *** | METER | 159.23 | 140.00 | 150.00 | 165.00 | 175.00 | 140.00 | 190.00 | 110.00 |
| HEAVY WT SUITING LAWERNCPUR AVG QLTY | METER | 2200.00 | 1500.00 | 1400.00 | 1400.00 | 1400.00 | 1250.00 | 1100.00 | 900.00 |
| HEAVY WT SUITING LAWERNCPUR SUP QLTY | METER | 2700.00 | 2500.00 | 2300.00 | 1400.00 | 1500.00 | 1500.00 | 1300.00 | 1300.00 |
| TROPICAL SUITING LAW.PUR | METER | 1600.00 | 1300.00 | 926.00 | 900.00 | 900.00 | 1000.00 | 900.00 | 750.00 |
| PANT BOY 24"/26" LENGTH. | EACH | 698.08 | 525.00 | 900.00 | 400.00 | 375.00 | 525.00 | 460.00 | 600.00 |
| SHIRT BOY 24"/26" LENGTH | EACH | 523.08 | 400.00 | 800.00 | 300.00 | 300.00 | 450.00 | 430.00 | 450.00 |
| SCHOOL UNI. PANT,SHIRT BOYS | SUIT | 950.00 | 683.33 | 937.50 | 700.00 | 700.00 | 760.00 | 700.00 | 630.00 |
| SCHOOL UNI. KAMEEZ,SHAL.BOYS | SUIT | 739.42 | 633.33 | 850.00 | 600.00 | 600.00 | 760.00 | 700.00 | 475.00 |
| SCHOOL UNI. KAMEEZ,SHAL.GIRL | SUIT | 803.85 | 612.50 | 900.00 | 700.00 | 725.00 | 760.00 | 700.00 | 600.00 |
| FROCK W/WEAR GIRLS | EACH | 1444.23 | 1200.00 | 900.00 | 600.00 | 500.00 | 1000.00 | 600.00 | 800.00 |
| AWAMI-SUIT W & W(BOY) 24"/26 | SUIT | 1140.38 | 1000.00 | 1037.50 | 800.00 | 750.00 | 1200.00 | 1000.00 | 690.00 |
| AWAMI-SUIT W&W (GENTS)AV.QLTY | SUIT | 1857.69 | 1600.00 | 1600.00 | 1200.00 | 1000.00 | 1200.00 | 1000.00 | 1000.00 |
| PULLOVER GENTS OXFORD/BON. | EACH | 3180.00 | 3100.00 | 3200.00 | 2000.00 | 2000.00 | 2200.00 | 3100.00 | 3000.00 |
| PULLOVER LADIES OXFORD/BON. | EACH | 3120.00 | 3000.00 | 3000.00 | 1800.00 | 1800.00 | 2000.00 | 2320.00 | 2400.00 |
| PULLOVER (GENTS) OTHERS A.QTY | EACH | 976.92 | 900.00 | 1575.00 | 600.00 | 700.00 | 800.00 | 850.00 | 600.00 |
| SECOND-HAND COAT FOR MEN | EACH | 452.88 | 300.00 | 262.50 | 275.00 | 325.00 | 400.00 | 400.00 | 300.00 |
| SECONDHAND SWEETER FOR MEN DUP QLTY | EACH | 298.65 | 140.00 | 412.50 | 225.00 | 212.50 | 225.00 | 300.00 | 250.00 |
| SECONDHAND WINTER JACKET | EACH | 501.92 | 225.00 | 462.50 | 190.00 | 165.00 | 400.00 | 400.00 | 250.00 |
| UNDERWEAR AV.QLTY MEDIUM SIZE | EACH | 186.15 | 100.00 | 180.00 | 80.00 | 77.50 | 120.00 | 150.00 | 60.00 |
| VEST FOR MEN AV.QLTY. | EACH | 186.54 | 120.00 | 117.50 | 80.00 | 70.00 | 110.00 | 165.00 | 100.00 |
| VEST/SHAMEEZ (WOMEN) AVG. QLTY | EACH | 147.31 | 150.00 | 350.00 | 75.00 | 72.50 | 120.00 | 150.00 | 160.00 |
| SOCKS NYLON (PAKISTANI) | PAIR | 76.54 | 80.00 | 110.00 | 80.00 | 52.50 | 90.00 | 87.50 | 60.00 |
| BRASSIER AV.QLTY. | EACH | 186.92 | 120.00 | 250.00 | 137.50 | 82.50 | 135.00 | 180.00 | 100.00 |
| BRASSIER SUP QLTY | EACH | 343.46 | 250.00 | 400.00 | 365.00 | 365.00 | 300.00 | 280.00 | 200.00 |
| DOPATTA GEORGETTE AV.QLTY. | EACH | 251.54 | 200.00 | 350.00 | 325.00 | 310.00 | 225.00 | 325.00 | 250.00 |
| DOPATTA COTTON AV QLTY | EACH | 270.00 | 170.00 | 300.00 | 225.00 | 260.00 | 175.00 | 300.00 | 200.00 |
| CHADDAR (W/WEAR) (2x2.5 MTR) | EACH | 515.38 | 400.00 | 1000.00 | 350.00 | 350.00 | 290.00 | 520.00 | 400.00 |
| LUNGI/DHOTI(COTTON) AVG. QLTY | EACH | 320.19 | 287.50 | 300.00 | 325.00 | 310.00 | 290.00 | 480.00 | 250.00 |
| HANDKERCHIEF SUP. QLTY PAK | EACH | 53.46 | 40.00 | 60.00 | 42.50 | 45.00 | 50.00 | 50.00 | 50.00 |
| HANDKERCHIEF SUP. QLTY PAK | EACH | 94.62 | 70.00 | 120.00 | 65.00 | 60.00 | 80.00 | 100.00 | 120.00 |
| GLOVES AV QLTY | PAIR | 65.00 | 60.00 | 82.50 | 75.00 | 65.00 | 90.00 | 60.00 | 150.00 |
| AZARBAND COTTON AVG. QLTY | EACH | 15.00 | 12.00 | 23.75 | 11.00 | 9.00 | 20.00 | 32.50 | 15.00 |
| SEWING THREAD/REEL(ASLI PARI) | EACH | 7.00 | 7.00 | 7.00 | 10.00 | 10.00 | 7.00 | 7.00 | 8.00 |
| WASHING CHARGES PAINT & SHIRT | SUIT | 73.08 | 115.00 | 50.00 | 60.00 | 50.00 | 65.00 | 100.00 | 70.00 |
| DRY CLEANING SUIT COAT PANT | SUIT | 319.23 | 286.67 | 150.00 | 200.00 | 200.00 | 300.00 | 285.00 | 200.00 |
| WASHING CH. (KAMIZ-SHALWAR) | PAIR | 73.46 | 75.00 | 80.00 | 50.00 | 50.00 | 55.00 | 65.00 | 50.00 |
| TAILORING SHIRT | EACH | 461.54 | 356.25 | 450.00 | 250.00 | 250.00 | 500.00 | 375.00 | 350.00 |
| TAILORING CHARGES PANT (MEN) | EACH | 761.54 | 696.88 | 500.00 | 300.00 | 250.00 | 700.00 | 550.00 | 600.00 |
| TAILORING COAT-PANT SUIT | SUIT | 5288.46 | 3450.00 | 4000.00 | 3000.00 | 3000.00 | 5000.00 | 3500.00 | 3200.00 |
| TAILORING AWAMI-SUIT (MALE) | SUIT | 688.46 | 646.88 | 600.00 | 500.00 | 400.00 | 600.00 | 750.00 | 500.00 |
| TAILORING SUIT FEMALE | SUIT | 712.50 | 456.25 | 500.00 | 500.00 | 400.00 | 600.00 | 750.00 | 300.00 |
| GENTS SHOES PAUL BATA | PAIR | 1199.00 | 1199.00 | 1199.00 | 1199.00 | 1199.00 | 1199.00 | 1199.00 | 1199.00 |
| GENTS SANDAL BATA | PAIR | 699.00 | 699.00 | 699.00 | 699.00 | 699.00 | 699.00 | 699.00 | 699.00 |
| GENTS SPOUNG CHAPPAL BATA | PAIR | 179.00 | 179.00 | 179.00 | 179.00 | 179.00 | 179.00 | 179.00 | 179.00 |
| LADIES SANDAL BATA | PAIR | 499.00 | 499.00 | 499.00 | 499.00 | 499.00 | 499.00 | 499.00 | 499.00 |
| LADIES SPOUNG CHAPPAL BATA | PAIR | 179.00 | 179.00 | 179.00 | 179.00 | 179.00 | 179.00 | 179.00 | 179.00 |
| CHILD SHOE POWER LITE BATA | PAIR | 599.00 | 599.00 | 599.00 | 599.00 | 599.00 | 599.00 | 599.00 | 599.00 |
| GENTS SHOE, ART 1109 SERVICE | PAIR | 999.00 | 999.00 | 999.00 | 999.00 | 999.00 | 999.00 | 999.00 | 999.00 |
| NYLON JOGGER 27 SIZE 2-5 *** | PAIR | 1299.00 | 1299.00 | 1299.00 | 1299.00 | 1299.00 | 1299.00 | 1299.00 | 1299.00 |
| CHINA FOOT WEAR AV. QLTY (MALE) * | PAIR | 780.77 | 550.00 | 447.50 | 450.00 | 400.00 | 625.00 | 750.00 | 850.00 |
| CHINA FOOT WEAR AV. QLTY (FEMALE) * | PAIR | 763.46 | 400.00 | 400.00 | 250.00 | 240.00 | 550.00 | 300.00 | 450.00 |

Contd.

7.11 Intercity Consumer Prices August, 2017

| Description | Unit | Karachi | Hyder- abad | Nawab- shah | Mirpur- khas | Mithi | Sukkar | Larkana | Dadu |
|--|---------|----------|----------------|----------------|-----------------|----------|----------|----------|----------|
| CHINA FOOT WEAR AV. QLTY (CHILDREN) * | PAIR | 630.77 | 400.00 | 380.00 | 200.00 | 220.00 | 425.00 | 300.00 | 591.00 |
| SHOE REPAIR HALF SOLE | PAIR | 135.38 | 80.00 | 80.00 | 80.00 | 70.00 | 65.00 | 180.00 | 50.00 |
| SHOES POLISH CHARGES AVERAGE SHOP | PAIR | 22.12 | 20.00 | 20.00 | 15.00 | 10.00 | 18.75 | 20.00 | 10.00 |
| HOUSE RENT (combined) | MONTH | 11045.75 | 5859.09 | 3605.09 | 4808.14 | 3425.64 | 5824.00 | 4500.00 | 3370.69 |
| rent 2 | pm | 11045.75 | 5859.09 | 3605.09 | 4808.14 | 3425.64 | 5824.00 | 4500.00 | 3370.69 |
| RENT3 | PM | 11045.75 | 5859.09 | 3605.09 | 4808.14 | 3425.64 | 5824.00 | 4500.00 | 3370.69 |
| RENT4 | PM | 11045.75 | 5859.09 | 3605.09 | 4808.14 | 3425.64 | 5824.00 | 4500.00 | 3370.69 |
| RENT5 | PM | 11045.75 | 5859.09 | 3605.09 | 4808.14 | 3425.64 | 5824.00 | 4500.00 | 3370.69 |
| RENT6 | PM | 11045.75 | 5859.09 | 3605.09 | 4808.14 | 3425.64 | 5824.00 | 4500.00 | 3370.69 |
| SYNTHETIC ENEMAL ROBIALAC BALTI 3.64 LTR. | EACH | 1880.00 | 1800.00 | 1600.00 | 1850.00 | 1850.00 | 1900.00 | 2100.00 | 1700.00 |
| SYNTHETIC ENEMAL ICI BALTI 3.64 LTR. | EACH | 1880.00 | 2070.00 | 1890.00 | 1850.00 | 1850.00 | 1900.00 | 2000.00 | 1700.00 |
| CEMENT (LOCAL) SPECIFY BRAND NAME | BAG | 580.38 | 585.00 | 570.00 | 560.00 | 570.00 | 575.00 | 590.00 | 570.00 |
| BRICKS (NEW) IST CLASS | P/1000 | 11750.00 | 5000.00 | 6000.00 | 4400.00 | 4900.00 | 5800.00 | 5500.00 | 4250.00 |
| CEMENT BLOCKS (6"x8"x12") | P/100 | 3246.15 | 2550.00 | 3800.00 | 0.00 | 0.00 | 0.00 | 0.00 | 3000.00 |
| BAJREE | 100CFT | 4769.23 | 2862.50 | 2800.00 | 3500.00 | 4650.00 | 3500.00 | 3500.00 | 2500.00 |
| SAND (BLACK PIT SAND) | K100CFT | 0.00 | 1250.00 | 2500.00 | 0.00 | 2000.00 | 1500.00 | 1500.00 | 2000.00 |
| TIMBER SHESHAM LOG IST QUALITY | cubmt. | 60000.00 | 39600.00 | 28000.00 | 0.00 | 0.00 | 42510.00 | 44143.00 | 55500.00 |
| IRON BAR (M.S. BAR) 1/2" | P/TON | 79192.31 | 78000.00 | 76000.00 | 77000.00 | 77500.00 | 77500.00 | 80000.00 | 79000.00 |
| CARPENTER WAGE RATE | P/DAY | 861.54 | 1000.00 | 900.00 | 700.00 | 600.00 | 800.00 | 800.00 | 600.00 |
| MASON (RAJ) WAGE RATE | P/DAY | 1061.54 | 1000.00 | 1000.00 | 700.00 | 700.00 | 800.00 | 900.00 | 1000.00 |
| UNSKILLED LABOUR WAGE RATE | P/DAY | 719.23 | 600.00 | 450.00 | 400.00 | 400.00 | 400.00 | 400.00 | 450.00 |
| PLUMBER WAGE RSTE | P/DAY | 861.54 | 1000.00 | 800.00 | 700.00 | 600.00 | 800.00 | 600.00 | 450.00 |
| ELECTICIAN WAGE RATE PER DAY ** | P/DAY | 700.00 | 1000.00 | 700.00 | 0.00 | 0.00 | 0.00 | 600.00 | 500.00 |
| ELECTICIAN WAGE RATE PER POINT ** | P/PNT | 159.23 | 100.00 | 200.00 | 100.00 | 75.00 | 87.50 | 135.00 | 80.00 |
| WATER CHARGES PER HOUSE | P/MONTH | 157.00 | 230.00 | 40.00 | 20.00 | 200.00 | 57.50 | 150.00 | 35.00 |
| ELECT.CHARGES UPTO 50 UNITS | P/UNIT | 2.00 | 2.00 | 2.00 | 2.00 | 2.00 | 2.00 | 2.00 | 2.00 |
| ELECT.CHARGES 01 - 100 UNIT | P/UNIT | 6.18 | 6.18 | 6.18 | 6.18 | 6.18 | 6.18 | 6.18 | 6.18 |
| ELECT.CHARGES 101 - 300 UNIT | P/UNIT | 9.54 | 9.54 | 9.54 | 9.54 | 9.54 | 9.54 | 9.54 | 9.54 |
| ELECT.CHARGES 301 - 1000 UNIT | P/UNIT | 16.39 | 16.39 | 16.39 | 16.39 | 16.39 | 16.39 | 16.39 | 16.39 |
| ELECT.CHARGES ABOVE 1000 UNIT | P/UNIT | 18.39 | 18.39 | 18.39 | 18.39 | 18.39 | 18.39 | 18.39 | 18.39 |
| ELEC | PM | 10.50 | 10.50 | 10.50 | 10.50 | 10.50 | 10.50 | 10.50 | 10.50 |
| GAS CHR9 upto 3.3719 MMBUT | MMBTU | 128.70 | 128.70 | 128.70 | 128.70 | 0.00 | 128.70 | 128.70 | 128.70 |
| GAS CHR9 3.3719 - 6.7438 MMBUT | MMBTU | 257.40 | 257.40 | 257.40 | 257.40 | 0.00 | 257.40 | 257.40 | 257.40 |
| GAS CHR9 6.7438 - 10.1157 MMBUT | MMBTU | 257.40 | 257.40 | 257.40 | 257.40 | 0.00 | 257.40 | 257.40 | 257.40 |
| GAS CHR9 10.1157 - 13.4876 MMBUT | MMBTU | 702.00 | 702.00 | 702.00 | 702.00 | 0.00 | 702.00 | 702.00 | 702.00 |
| GAS | PM | 702.00 | 702.00 | 702.00 | 702.00 | 0.00 | 702.00 | 702.00 | 702.00 |
| GAS | PM | 409.50 | 409.50 | 409.50 | 409.50 | 0.00 | 409.50 | 409.50 | 409.50 |
| KEROSENE OIL | LTR | 97.88 | 81.00 | 92.50 | 88.00 | 95.00 | 69.50 | 85.00 | 100.00 |
| FIREWOOD WHOLE | 40 KG. | 650.00 | 550.00 | 450.00 | 460.00 | 410.00 | 400.00 | 450.00 | 450.00 |
| CHAIR SHESHAM WOOD WITH ARMS ** | EACH | 2200.00 | 1050.00 | 2000.00 | 1000.00 | 1100.00 | 2000.00 | 2600.00 | 1500.00 |
| CHAIR PLASTIC (CHAIRMAN) AVERAGE QUALITY | EACH | 915.38 | 700.00 | 800.00 | 500.00 | 650.00 | 700.00 | 850.00 | 800.00 |
| TABLE SHESHAM WOOD (4X2X5) *** | EACH | 7500.00 | 3616.67 | 6000.00 | 2700.00 | 2900.00 | 4500.00 | 8000.00 | 5500.00 |
| SOFASET WOODEN WITH FOAM SEAT ** | SET | 20692.31 | 12500.00 | 18000.00 | 15500.00 | 14500.00 | 12500.00 | 22750.00 | 20000.00 |
| COT IRON (WITH NIWAR)AV.QLTY. | EACH | 2634.62 | 1600.00 | 2500.00 | 2000.00 | 2000.00 | 2250.00 | 3700.00 | 2800.00 |
| ALMIRAH (STEEL) 6'X3' 20 GUAGE | EACH | 10326.92 | 7375.00 | 10000.00 | 6750.00 | 7150.00 | 12000.00 | 10000.00 | 16000.00 |
| DINNING TABLE 6 CHAIRS A.QLTY | SET | 15615.38 | 13500.00 | 20500.00 | 11000.00 | 11000.00 | 25000.00 | 18500.00 | 25000.00 |
| SINGLE BED WITHOUT FOAM MED. | EACH | 6153.85 | 5533.33 | 6800.00 | 3500.00 | 3800.00 | 12500.00 | 5000.00 | 6500.00 |
| MATRESS SINGLE(4"THICK) | EACH | 5200.00 | 6200.00 | 4800.00 | 6410.00 | 6410.00 | 4500.00 | 4750.00 | 6410.00 |
| FARSHI DARI 12'X9' AV.QLTY | EACH | 1492.31 | 1000.00 | 1450.00 | 850.00 | 850.00 | 900.00 | 1350.00 | 800.00 |
| DARI COTTON (6'x2 1/2') AV.QL | EACH | 565.38 | 400.00 | 700.00 | 400.00 | 500.00 | 350.00 | 575.00 | 300.00 |
| CARPET PLAIN AV. QLTY | SQFT. | 66.73 | 45.00 | 45.00 | 45.00 | 45.00 | 32.50 | 90.00 | 21.00 |
| QUILT (LIHAF) 3 KG. COTTON | EACH | 1619.23 | 800.00 | 900.00 | 650.00 | 725.00 | 1000.00 | 950.00 | 600.00 |
| BLANKET (90" x 54") | EACH | 2907.69 | 2800.00 | 4125.00 | 2000.00 | 2200.00 | 3750.00 | 3100.00 | 3600.00 |
| BEDSHEET SINGLE BED SUP.QLTY | EACH | 832.69 | 600.00 | 700.00 | 400.00 | 400.00 | 500.00 | 850.00 | 600.00 |
| BED SHEET DOUBLE WITH TWO PILLOW COVERS SUP QLTY | SET | 1592.31 | 825.00 | 1300.00 | 600.00 | 600.00 | 900.00 | 1500.00 | 1100.00 |
| TOWEL(3'x2') AV. QALTY | EACH | 266.35 | 180.00 | 300.00 | 140.00 | 150.00 | 225.00 | 250.00 | 150.00 |
| CEILING FAN 48" SUPER QLTY ** | EACH | 3846.15 | 3000.00 | 3000.00 | 2900.00 | 2900.00 | 3500.00 | 3950.00 | 3200.00 |
| PEDESTAL FAN 22" SUPER QLTY | EACH | 4600.00 | 4000.00 | 3800.00 | 4000.00 | 4000.00 | 4500.00 | 3800.00 | 4000.00 |
| REFG. DAWLENCE 10 CFT. D.DOOR | EACH | 33000.00 | 32000.00 | 28000.00 | 33000.00 | 33000.00 | 35000.00 | 33000.00 | 28500.00 |
| D-FREEZER WAVES 8 CFT. | EACH | 28100.00 | 27900.00 | 28000.00 | 28000.00 | 28000.00 | 32000.00 | 33000.00 | 26000.00 |
| AIRCONDITIONER 1.5 TON PEL | EACH | 40000.00 | 44000.00 | 43000.00 | 35000.00 | 35000.00 | 52000.00 | 47000.00 | 58500.00 |
| SPLIT AIR CONDITIONER 1.5 TON (SPECIFY BRAND NAME) | EACH | 43000.00 | 46000.00 | 44500.00 | 42000.00 | 42000.00 | 45000.00 | 49000.00 | 47000.00 |
| AIRCOOLER SUPER ASIA | EACH | 10500.00 | 10000.00 | 9000.00 | 9500.00 | 9800.00 | 12300.00 | 12500.00 | 11000.00 |

Contd.

7.11 Intercity Consumer Prices August, 2017

| Description | Unit | Karachi | Hyder- abad | Nawab- shah | Mirpur- khas | Mithi | Sukkar | Larkana | Dadu |
|--|--------|----------|----------------|----------------|-----------------|----------|----------|----------|----------|
| WASHING MACHINE SINGER | EACH | 17000.00 | 17000.00 | 14700.00 | 17000.00 | 17000.00 | 16000.00 | 15600.00 | 14700.00 |
| SEWING MACHINE(SINGER) | EACH | 7400.00 | 7400.00 | 5200.00 | 7400.00 | 7400.00 | 7500.00 | 5860.00 | 5200.00 |
| GIZER LARGE SIZE 30 GALLON CAPACITY SUP QLTY | EACH | 22600.00 | 22650.00 | 22600.00 | 15000.00 | 15000.00 | 17000.00 | 18800.00 | 17000.00 |
| GAS BURNER DOUBLE SPFY.BRAND | EACH | 2198.08 | 1600.00 | 1800.00 | 1700.00 | 1700.00 | 2000.00 | 1900.00 | 2000.00 |
| ELECT. IRON PHILIPS MDL.1120 | EACH | 1600.00 | 1700.00 | 2000.00 | 1250.00 | 1500.00 | 1700.00 | 2500.00 | 2000.00 |
| ELECTRIC JUICER FOR APPLE | EACH | 5163.46 | 3600.00 | 6000.00 | 3000.00 | 3000.00 | 3000.00 | 5000.00 | 3500.00 |
| S.STEEL DEGHCHI MEDIUM SIZE *** | EACH | 715.38 | 500.00 | 700.00 | 480.00 | 490.00 | 600.00 | 560.00 | 500.00 |
| ALUMINIUM COOKING PAN (DEGCHI) MED SIZE | EACH | 715.38 | 450.00 | 362.00 | 370.00 | 380.00 | 450.00 | 560.00 | 450.00 |
| NON STICK COOKING PAN (DEGCHI) SUP. QLTY | EACH | 915.38 | 550.00 | 1000.00 | 600.00 | 595.00 | 550.00 | 560.00 | 900.00 |
| FRYING PAN STEEL AVG. QLTY MED. SIZE | EACH | 381.73 | 200.00 | 350.00 | 260.00 | 260.00 | 300.00 | 500.00 | 200.00 |
| TAWA IORN (MEDIUM SIZE) AVG. QLTY | EACH | 365.38 | 218.75 | 312.50 | 250.00 | 250.00 | 300.00 | 377.50 | 300.00 |
| S.STEEL PLATE A.QLTY.(M.SIZE) | EACH | 93.27 | 50.00 | 83.00 | 55.00 | 60.00 | 70.00 | 120.00 | 80.00 |
| TABLE SPOON S.STEEL SUP.QLTY. | DOZEN | 270.00 | 300.00 | 320.00 | 250.00 | 280.00 | 400.00 | 1237.50 | 250.00 |
| WATER SET JUG+6 GLASSES (OMROC) | SET | 615.38 | 500.00 | 787.50 | 350.00 | 370.00 | 600.00 | 600.00 | 600.00 |
| TEA SET PAK. CHINAWARE 21 PCS. | SET | 1624.62 | 1200.00 | 1700.00 | 1250.00 | 1450.00 | 1900.00 | 1350.00 | 2500.00 |
| DINNER SET PLASTIC 72 PIECES SUPERIOR QLTY | SET | 7153.85 | 3500.00 | 5000.00 | 2600.00 | 2200.00 | 6250.00 | 4650.00 | 6500.00 |
| HOTPOT SET PLASTIC 3 PCS. | SET | 1330.77 | 1150.00 | 1200.00 | 1000.00 | 1000.00 | 1500.00 | 1925.00 | 1200.00 |
| BUCKET(BALTI) PLASTIC MED.SIZ | EACH | 419.23 | 270.00 | 700.00 | 300.00 | 290.00 | 300.00 | 450.00 | 350.00 |
| LOTA PLASTIC (MED SIZE) AVERAGE QUALITY | EACH | 83.46 | 60.00 | 57.50 | 50.00 | 50.00 | 67.50 | 60.00 | 60.00 |
| PRESURE COOKER 4 LTR. | EACH | 1861.54 | 1600.00 | 1900.00 | 900.00 | 900.00 | 1425.00 | 1800.00 | 1300.00 |
| WATER COOLER 9/10 LTR.PLASTIC *** | EACH | 615.38 | 400.00 | 927.00 | 600.00 | 630.00 | 800.00 | 500.00 | 500.00 |
| THERMOS STARVAC 1 LTR | EACH | 457.69 | 400.00 | 550.00 | 350.00 | 350.00 | 650.00 | 500.00 | 500.00 |
| BULB PHILIPS 100-WATTS | EACH | 35.00 | 35.00 | 30.00 | 30.00 | 30.00 | 30.00 | 30.00 | 40.00 |
| TUBE LIGHT PHILIPS 40 WATTS | EACH | 100.00 | 100.00 | 100.00 | 110.00 | 110.00 | 97.50 | 100.00 | 120.00 |
| ELECTRIC BLUBS "0" WATTE LOCAL | EACH | 25.00 | 25.00 | 25.00 | 20.00 | 20.00 | 22.00 | 20.00 | 25.00 |
| ELECTRIC BLUB ENERGY SAVER 14 WATTS | EACH | 170.00 | 190.00 | 160.00 | 110.00 | 110.00 | 155.00 | 175.00 | 120.00 |
| WASHING SOAP 250 GMS SPECIFY BRAND NAME | EACH | 14.00 | 30.00 | 36.00 | 25.00 | 25.00 | 26.00 | 30.00 | 30.00 |
| SURF EXCEL 400 GMS POLY BAG | EACH | 130.00 | 130.00 | 130.00 | 130.00 | 130.00 | 107.00 | 125.00 | 104.00 |
| WASHING POWDER 1000 GRM | EACH | 185.00 | 155.00 | 180.00 | 175.00 | 175.00 | 185.00 | 185.00 | 150.00 |
| WASHING POWDER (WHEEL/ BONUS) 100 GRAMS | EACH | 95.00 | 95.00 | 93.00 | 85.00 | 90.00 | 95.00 | 85.00 | 90.00 |
| CLEANSER POWDER VIM 1000 GM | PKT. | 75.00 | 77.77 | 75.00 | 70.00 | 75.00 | 70.00 | 77.50 | 80.00 |
| FINIS 500 ML | BOTTLE | 180.00 | 225.00 | 200.00 | 125.00 | 125.00 | 180.00 | 170.00 | 250.00 |
| PHNYLE TYPHONE/FINIS/CARRANITE 3 LITRES | BOTTLE | 140.00 | 120.00 | 180.00 | 110.00 | 110.00 | 135.00 | 150.00 | 150.00 |
| HARPIC | BOTTLE | 155.00 | 155.00 | 150.00 | 145.00 | 145.00 | 145.00 | 155.00 | 155.00 |
| BOOT POLISH CHERRY/KIWI 50ML | EACH | 105.77 | 135.00 | 100.00 | 110.00 | 110.00 | 115.00 | 105.00 | 136.00 |
| ROBIN BLUE (35 GRAMS) | PKT. | 35.00 | 25.67 | 35.00 | 30.00 | 30.00 | 30.00 | 30.00 | 50.00 |
| TISSU PAPER PERFUMED 100 PCS. | PKT | 123.27 | 120.00 | 100.00 | 90.00 | 90.00 | 100.00 | 150.00 | 100.00 |
| TOILET PAPER ROLL (R.PETEL) | P/ROLL | 42.00 | 42.00 | 35.00 | 40.00 | 35.00 | 35.00 | 40.00 | 30.00 |
| BOOT POLISH LIQUID CHEERY BLOSSOM KIWI 75 ML | BOTTLE | 160.00 | 140.00 | 150.00 | 120.00 | 120.00 | 140.00 | 160.00 | 150.00 |
| MATCH BOX SMALL | EACH | 2.00 | 2.00 | 3.00 | 3.00 | 3.00 | 2.00 | 2.50 | 2.00 |
| DRY CELL 1.5 VOLT(LOCAL) | EACH | 15.00 | 15.00 | 25.00 | 20.00 | 20.00 | 35.00 | 20.00 | 25.00 |
| HAND STITCHING NEEDLE M.SIZE | PACKET | 9.31 | 8.00 | 8.00 | 5.00 | 5.00 | 10.00 | 10.00 | 6.00 |
| SEWING MACHINE NEEDLE (SINGER) | EACH | 5.00 | 6.00 | 9.00 | 5.00 | 5.00 | 10.00 | 7.00 | 5.00 |
| HOUSEHOLD SERVANT FEMALE P/T | P/MNTH | 2653.85 | 1025.00 | 2000.00 | 800.00 | 800.00 | 1625.00 | 2100.00 | 1500.00 |
| MARRIAGE HALL WITH FURNITURE | P/HEAD | 303.08 | 117.50 | 70.00 | 120.00 | 60.00 | 150.00 | 150.00 | 80.00 |
| SEPTRAN TABLETS | 10TAB. | 19.30 | 20.00 | 15.00 | 16.00 | 15.75 | 20.00 | 19.30 | 20.00 |
| BRUFEN TABS 200-MG. | 10TAB. | 10.00 | 10.00 | 10.00 | 10.00 | 10.00 | 10.00 | 12.00 | 10.00 |
| PANADOL TAB. EXTRA/PLAIN | 10TAB. | 12.00 | 12.00 | 10.50 | 12.00 | 12.00 | 13.00 | 12.00 | 12.00 |
| DISPRIN TAB. | 10TAB. | 13.00 | 12.00 | 12.25 | 13.00 | 13.00 | 13.00 | 12.86 | 12.00 |
| TRISIL TAB. | 10 TAB | 10.00 | 10.00 | 10.00 | 10.00 | 10.00 | 10.00 | 10.00 | 10.00 |
| FLAGYL TAB. 200 MG. | 10TAB. | 10.00 | 10.00 | 10.75 | 10.00 | 10.00 | 10.00 | 10.00 | 10.00 |
| VENTOLIN TAB. 2MG. | 10TAB. | 10.00 | 10.00 | 10.00 | 10.00 | 10.00 | 10.00 | 10.00 | 10.00 |
| DAONIL TAB. 5 MG. | 10TAB. | 17.00 | 17.00 | 18.00 | 17.00 | 17.00 | 17.00 | 16.83 | 17.00 |
| ENTOX TAB. | 10TAB. | 15.00 | 15.00 | 15.00 | 10.00 | 10.00 | 15.00 | 10.00 | 15.00 |
| RENITEC TAB. 5 MG. | 10TAB. | 58.50 | 58.50 | 60.00 | 58.00 | 58.00 | 60.00 | 57.00 | 58.50 |
| CAC. 1000 TAB | BOTTLE | 124.14 | 122.00 | 122.00 | 124.00 | 124.00 | 122.00 | 122.00 | 124.44 |
| AMOXIL CAPSOLE 250 MG.S | 10CAP. | 35.70 | 40.00 | 37.75 | 35.00 | 35.00 | 40.00 | 35.00 | 35.60 |
| CALCIUM SYRUP SANDOZ | BOTTLE | 64.00 | 64.00 | 64.00 | 64.00 | 64.00 | 64.00 | 64.00 | 64.65 |
| LEDERPLEX SYRUP | BOTTLE | 52.00 | 52.00 | 52.00 | 52.74 | 52.74 | 52.00 | 52.74 | 52.74 |
| SANCOS SYRUP (50 ML.) | BOTTLE | 30.00 | 30.00 | 30.00 | 30.00 | 30.00 | 30.00 | 30.00 | 30.00 |
| PHENERGAN SYRUP 120 ML. | BOTTLE | 33.00 | 33.00 | 33.00 | 33.00 | 33.00 | 33.00 | 33.00 | 33.00 |
| CALPOL SYRUP 60 ML. | BOTTLE | 28.00 | 28.00 | 28.00 | 28.00 | 28.00 | 28.00 | 28.00 | 28.00 |
| HYDRYLIN SYRUP 120 ML. | BOTTLE | 69.00 | 69.00 | 69.00 | 69.00 | 69.00 | 69.00 | 69.00 | 69.00 |

Contd.

7.11 Intercity Consumer Prices August, 2017

| Description | Unit | Karachi | Hyder- abad | Nawab- shah | Mirpur- khas | Mithi | Sukkar | Larkana | Dadu |
|--|---------|------------|----------------|----------------|-----------------|----------|-----------|-----------|----------|
| POLYFAX EYE OINTMENT | TUBE | 21.00 | 21.00 | 21.00 | 21.00 | 21.00 | 22.00 | 21.00 | 21.00 |
| BETNESOL EYE DROPS | BOTTLE | 33.89 | 33.89 | 33.00 | 34.00 | 34.00 | 33.89 | 34.00 | 33.89 |
| EAR DROPS (CARDISPORINE) *** | BOTTLE | 25.00 | 25.00 | 21.00 | 23.00 | 23.00 | 21.00 | 21.00 | 21.00 |
| BETNOVATE-N OINTMENT 5 GMS | TUBE | 16.68 | 16.00 | 16.00 | 16.00 | 16.00 | 16.00 | 16.00 | 16.00 |
| BURNOL CREAM 30 GRM | TUBE | 55.42 | 55.42 | 55.42 | 55.42 | 55.42 | 55.42 | 55.42 | 55.42 |
| VICKS VAPORUB/BALM | BOTTLE | 36.00 | 36.00 | 36.00 | 36.00 | 36.00 | 36.00 | 36.00 | 36.00 |
| GLYCRINE SMALL BOTTLE | BOTTLE | 20.00 | 25.00 | 30.00 | 15.00 | 15.00 | 15.00 | 15.00 | 15.00 |
| JOUHAR JOSHANDA | PKT. | 10.00 | 8.00 | 7.00 | 10.00 | 10.00 | 8.00 | 10.00 | 10.00 |
| GALXOS-D (450 GRMS) | PKT. | 157.50 | 157.50 | 140.00 | 150.00 | 150.00 | 157.50 | 140.00 | 157.50 |
| GRIPE-WATER WOODWARDS | BOTTLE | 55.00 | 55.00 | 50.00 | 60.00 | 60.00 | 60.00 | 50.00 | 60.00 |
| SANIPLAST ONE PUTTY | EACH | 2.00 | 2.00 | 2.00 | 1.00 | 1.50 | 2.00 | 2.00 | 2.00 |
| O.R.S. (NIMCOL) | PKT. | 18.00 | 18.00 | 15.00 | 17.00 | 17.00 | 15.00 | 17.00 | 18.00 |
| DETTOL (MEDIUM) | BOTTLE | 65.00 | 65.00 | 65.00 | 80.00 | 80.00 | 80.00 | 65.00 | 65.00 |
| COTTON BANDAGE 2" - 4" | EACH | 8.62 | 8.00 | 8.00 | 15.00 | 15.00 | 11.25 | 15.00 | 10.00 |
| THERMOMETER CHINA | EACH | 45.00 | 40.00 | 40.00 | 40.00 | 35.00 | 40.00 | 40.00 | 50.00 |
| DOCTOR (MBBS) CLINIC FEE | P/PAT. | 129.23 | 100.00 | 200.00 | 100.00 | 100.00 | 100.00 | 300.00 | 200.00 |
| URINE TEST (DR) CHARGES | P/TEST | 129.23 | 90.00 | 140.00 | 70.00 | 70.00 | 170.00 | 100.00 | 50.00 |
| BLOOD TEST (CP) CHARGES | P/TEST | 265.38 | 212.50 | 300.00 | 200.00 | 200.00 | 290.00 | 200.00 | 200.00 |
| SUGAR TEST (RANDOM/FASTING BOTH) CHARGES | P/TEST | 315.38 | 160.00 | 240.00 | 200.00 | 200.00 | 200.00 | 240.00 | 120.00 |
| ECG CHARGES | P/TEST | 361.54 | 213.13 | 350.00 | 200.00 | 200.00 | 350.00 | 200.00 | 200.00 |
| X-RAY (CHEST) CHARGES | P/X-RAY | 330.77 | 318.75 | 400.00 | 200.00 | 200.00 | 300.00 | 400.00 | 200.00 |
| CAR SUZUKI 800 CC (W/O. A/C) | EACH | 650000.00 | 650000.00 | 630000.00 | 679000.00 | 0.00 | 630000.00 | 679000.00 | 0.00 |
| CAR SUZUKI 1000 CC | EACH | 1124000.00 | 1124000.00 | 1044000.00 | 1250000.00 | 0.00 | 0.00 | 0.00 | 0.00 |
| CAR TOYOTA 1300 CC | EACH | 1789000.00 | 1705750.00 | 1767500.00 | 0.00 | 0.00 | 0.00 | 0.00 | 0.00 |
| CAR HONDA CIVIC | EACH | 2349000.00 | 0.00 | 2053000.00 | 0.00 | 0.00 | 0.00 | 0.00 | 0.00 |
| MOTORCYCLE HONDA CD-70. | EACH | 63500.00 | 63500.00 | 64000.00 | 63500.00 | 63500.00 | 63500.00 | 63500.00 | 63500.00 |
| MOTORCYCLE YAMAHA 100CC. | EACH | 78600.00 | 79300.00 | 0.00 | 0.00 | 0.00 | 78500.00 | 79300.00 | 0.00 |
| MOTOR CYCLE HERO 70 CC | EACH | 45000.00 | 43000.00 | 44000.00 | 44500.00 | 0.00 | 43000.00 | 44000.00 | 0.00 |
| BICYCLE WITH TYRES & TUBES | EACH | 6303.85 | 7600.00 | 9000.00 | 7500.00 | 7900.00 | 8000.00 | 8000.00 | 7000.00 |
| TYRE CAR WITH TUBE GENERAL | EACH | 3500.00 | 2800.00 | 3800.00 | 3000.00 | 3200.00 | 3200.00 | 3600.00 | 3450.00 |
| TYRE MOTOR CYCLE WITHOUT TUBE | EACH | 838.46 | 900.00 | 1210.00 | 1200.00 | 1225.00 | 800.00 | 900.00 | 930.00 |
| TYRE CYCLE SPECIFY BRAND NAME | EACH | 298.46 | 350.00 | 400.00 | 380.00 | 390.00 | 350.00 | 360.00 | 420.00 |
| TYRE CAR W/O TUBE | EACH | 2700.00 | 2700.00 | 3200.00 | 3200.00 | 3260.00 | 2700.00 | 2800.00 | 3150.00 |
| PETROL SUPER | LITRE | 69.50 | 69.50 | 69.50 | 69.50 | 69.50 | 69.50 | 69.50 | 69.50 |
| HIGH SPEED DIESEL HSD | LITRE | 77.40 | 77.40 | 77.40 | 77.40 | 77.40 | 77.40 | 77.40 | 77.40 |
| CNG | K.G. | 74.99 | 74.99 | 0.00 | 74.99 | 0.00 | 74.99 | 74.99 | 74.99 |
| GAS CYLINDER STAND. SIZE | EACH | 1100.00 | 990.00 | 900.00 | 1300.00 | 1350.00 | 1210.00 | 1210.00 | 1210.00 |
| MOTOR CYCLE SERVICE CHARGES | EACH | 371.15 | 300.00 | 250.00 | 250.00 | 250.00 | 350.00 | 450.00 | 250.00 |
| CAR SERVICE CHARGES | EACH | 438.46 | 450.00 | 500.00 | 300.00 | 300.00 | 350.00 | 600.00 | 400.00 |
| TYRE PUNCTURE CHARGES | EACH | 50.00 | 60.00 | 70.00 | 70.00 | 50.00 | 75.00 | 80.00 | 80.00 |
| CYCLE OVERHAULING CHARGES | EACH | 203.85 | 300.00 | 275.00 | 200.00 | 200.00 | 300.00 | 300.00 | 200.00 |
| CAR TAX FOR 800CC TO 1300CC | YEARLY | 1750.00 | 1750.00 | 1750.00 | 1750.00 | 1750.00 | 1750.00 | 1750.00 | 1750.00 |
| TRAIN FARE ECO. 1-100 KM. | P/KM. | 0.68 | 0.68 | 0.68 | 0.68 | 0.00 | 0.68 | 0.68 | 0.68 |
| TRAIN FARE ECO. 101-500 KM. | P/KM. | 0.98 | 0.98 | 0.98 | 0.98 | 0.00 | 0.98 | 0.98 | 0.98 |
| TRAIN FARE ECO. > 500 KM. | P/KM. | 0.89 | 0.89 | 0.89 | 0.89 | 0.00 | 0.89 | 0.89 | 0.89 |
| TRAIN FARE IST SLP. 1-100KM | P/KM. | 2.10 | 2.10 | 2.10 | 2.10 | 0.00 | 2.10 | 2.10 | 2.10 |
| TRAIN FARE IST SLP.101-500 KM | P/KM. | 2.59 | 2.56 | 2.59 | 2.59 | 0.00 | 2.59 | 2.59 | 2.59 |
| TRAIN FARE IST SLP. > 500 KM | P/KM. | 1.99 | 1.99 | 1.99 | 1.99 | 0.00 | 1.99 | 1.99 | 1.99 |
| TRAIN FARE A/C SLP. 1-100KM. | P/KM. | 5.76 | 5.76 | 5.76 | 5.76 | 0.00 | 5.76 | 5.76 | 5.76 |
| TRAIN FARE A/C SLP.101-500KM | P/KM. | 4.59 | 4.59 | 4.73 | 4.59 | 0.00 | 4.59 | 4.59 | 4.59 |
| TRAIN FARE A/C SLP > 500KM. | P/KM. | 4.16 | 4.16 | 4.16 | 4.16 | 0.00 | 4.16 | 4.16 | 4.16 |
| PLATEFORM TICKET | EACH | 10.00 | 10.00 | 10.00 | 10.00 | 0.00 | 10.00 | 10.00 | 10.00 |
| AUTO RICKSHAW FARES | KM/MIN | 60.00 | 40.00 | 80.00 | 60.00 | 90.00 | 80.00 | 52.50 | 40.00 |
| FULL TONGA CHARGES | KM/MIN | 70.00 | 80.00 | 35.00 | 60.00 | 0.00 | 80.00 | 65.00 | 0.00 |
| TAXI 4 SEATER FARE | KM/MIN | 70.00 | 60.00 | 100.00 | 90.00 | 90.00 | 80.00 | 200.00 | 60.00 |
| BUS FARE MIN (WITHIN CITY) | TICKET | 10.00 | 10.00 | 0.00 | 10.00 | 0.00 | 0.00 | 0.00 | 0.00 |
| BUS FARE MAX (WITHIN CIT | TICKET | 15.00 | 15.00 | 0.00 | 10.00 | 0.00 | 0.00 | 0.00 | 0.00 |
| BUS FARE OUTSIDE CITY | P/KM. | 0.75 | 0.75 | 0.75 | 0.75 | 0.75 | 0.75 | 0.75 | 0.75 |
| A/C BUS FARE OUTSIDE CITY | P/KM. | 1.35 | 1.35 | 1.35 | 1.35 | 1.35 | 1.35 | 1.35 | 1.35 |
| MINIBUS FARE MIN.WITH IN CITY | TICKET | 10.00 | 10.00 | 0.00 | 0.00 | 0.00 | 0.00 | 0.00 | 0.00 |
| MINIBUS FARE MAX.WITH IN CITY | TICKET | 16.00 | 16.00 | 0.00 | 0.00 | 0.00 | 0.00 | 0.00 | 0.00 |
| SUZUKI FARE MIN.WITH IN CITY | TICKET | 10.00 | 10.00 | 0.00 | 10.00 | 0.00 | 10.00 | 10.00 | 0.00 |
| SUZUKI FARE MAXIMUM W.IN CITY | TICKET | 16.54 | 15.00 | 0.00 | 10.00 | 0.00 | 30.00 | 10.00 | 0.00 |

Contd.

7.11 Intercity Consumer Prices August, 2017

| Description | Unit | Karachi | Hyder- abad | Nawab- shah | Mirpur- khas | Mithi | Sukkar | Larkana | Dadu |
|---|--------|----------|----------------|----------------|-----------------|----------|----------|----------|----------|
| AIR FARE ECONOMY CLASS. | P/KM. | 19.26 | 19.26 | 19.26 | 0.00 | 0.00 | 19.26 | 19.26 | 0.00 |
| POSTAL ENVELOPE DOMESTIC | EACH | 8.00 | 8.00 | 8.00 | 8.00 | 8.00 | 8.00 | 8.00 | 8.00 |
| ENVELOPE FOR SAUDI ARABIA | EACH | 50.00 | 50.00 | 50.00 | 50.00 | 50.00 | 50.00 | 50.00 | 45.00 |
| POSTAL REGISTRATION CHARGES | EACH | 38.00 | 38.00 | 38.00 | 38.00 | 38.00 | 38.00 | 38.00 | 28.00 |
| U.M.S. REG CHARGES MIN. | EACH | 59.00 | 59.00 | 60.00 | 60.00 | 60.00 | 59.00 | 60.00 | 60.00 |
| T.C.S. CH. MIN.WITH IN ZONE | EACH | 180.00 | 150.00 | 150.00 | 110.00 | 110.00 | 110.00 | 150.00 | 120.00 |
| TELEPHONE CHARGES LOCAL CALL | P/CALL | 3.94 | 3.94 | 3.94 | 3.94 | 3.94 | 3.94 | 3.94 | 3.94 |
| TEL CHARGES OUT SIDE CITY | P/CALL | 3.94 | 3.94 | 3.94 | 3.94 | 3.94 | 3.94 | 3.94 | 3.94 |
| INTERNET CHARGES | P/HOUR | 20.00 | 25.00 | 30.00 | 20.00 | 20.00 | 30.00 | 20.00 | 30.00 |
| MOBILE CELL CHARGES | P/UNIT | 3.00 | 3.00 | 3.06 | 3.00 | 3.00 | 5.00 | 3.50 | 3.06 |
| FAX CHARGES (LOCAL) | P/PAGE | 15.00 | 20.00 | 15.00 | 15.00 | 20.00 | 20.00 | 22.50 | 30.00 |
| TELEPHONE SET AV. QLTY | EACH | 1084.62 | 800.00 | 500.00 | 600.00 | 650.00 | 562.50 | 1250.00 | 550.00 |
| MOBILE SET NOKIA/SONY/ERICSON/SAMSUNG WITHOUT CAMERA | EACH | 2600.00 | 2600.00 | 3200.00 | 2250.00 | 2300.00 | 2700.00 | 3200.00 | 2400.00 |
| T.V. 20" COLORED WEGA H-A21. | EACH | 19500.00 | 19000.00 | 4000.00 | 18000.00 | 18000.00 | 17500.00 | 20500.00 | 14000.00 |
| T.V 20" COLOR CHINA/KORIA) | EACH | 14000.00 | 13000.00 | 11000.00 | 10000.00 | 10000.00 | 12000.00 | 9000.00 | 11000.00 |
| V.C.P. PANASONIC/LG/NAT | EACH | 4000.00 | 5000.00 | 5000.00 | 6000.00 | 6000.00 | 5600.00 | 4800.00 | 4500.00 |
| DVD/VCD PLAYER PANASONIC/LG | EACH | 4500.00 | 3500.00 | 2000.00 | 3500.00 | 3000.00 | 4500.00 | 3000.00 | 2200.00 |
| RADIO WITH C.PLAYER NATIONAL | EACH | 2009.62 | 3500.00 | 3500.00 | 1500.00 | 1500.00 | 2000.00 | 2800.00 | 2000.00 |
| PERSONNEL COMPUTER (BRANDED) | EACH | 43384.62 | 40000.00 | 58000.00 | 46000.00 | 46000.00 | 45000.00 | 45000.00 | 27000.00 |
| VID. CASSETTE BLK. TDK/SONY | EACH | 140.00 | 140.00 | 200.00 | 120.00 | 120.00 | 140.00 | 170.00 | 160.00 |
| COM. C.D. (TDK/IMATION) | EACH | 50.00 | 80.00 | 60.00 | 50.00 | 55.00 | 50.00 | 50.00 | 50.00 |
| TAPE RECORDER CASSETTE BLANK | EACH | 50.00 | 60.00 | 50.00 | 50.00 | 55.00 | 50.00 | 50.00 | 50.00 |
| VIDEO GAME SEGA 16 BYTE | EACH | 1400.00 | 1100.00 | 1100.00 | 1800.00 | 0.00 | 1350.00 | 1500.00 | 1150.00 |
| CINEMA A/C. HIGH CLASS | TICKET | 150.00 | 60.00 | 0.00 | 30.00 | 0.00 | 0.00 | 0.00 | 0.00 |
| CINEMA NON-A/C HIGH CLASS | TICKET | 120.00 | 40.00 | 50.00 | 20.00 | 0.00 | 0.00 | 60.00 | 35.00 |
| CABLE CHARGES | P/MONT | 400.00 | 300.00 | 250.00 | 300.00 | 200.00 | 300.00 | 375.00 | 300.00 |
| TV.LICENCE FEE DOMESTIC | YEARLY | 420.00 | 420.00 | 420.00 | 420.00 | 420.00 | 420.00 | 420.00 | 420.00 |
| ENGLISH BOOK CLASS V1 | EACH | 56.65 | 56.65 | 56.65 | 56.65 | 56.65 | 56.65 | 56.65 | 56.65 |
| ENGLISH BOOK CLASS IX OR X | EACH | 43.15 | 43.15 | 43.15 | 43.15 | 43.15 | 43.15 | 43.15 | 43.15 |
| ENG. BOOK IST.YR COMPLETE SET | EACH | 118.15 | 118.15 | 118.15 | 118.15 | 118.15 | 118.15 | 118.15 | 118.15 |
| ENGLISH BOOK BA/B.SC | EACH | 150.00 | 150.00 | 150.00 | 150.00 | 150.00 | 150.00 | 150.00 | 150.00 |
| URDU BOOK CLASS V (T.B.BORD) | EACH | 64.80 | 64.80 | 64.80 | 64.80 | 64.80 | 64.80 | 64.80 | 64.80 |
| URDU BOOK CLASS IX/(T.B.B) | EACH | 53.35 | 53.35 | 53.35 | 53.35 | 53.35 | 53.35 | 53.35 | 53.35 |
| URDU BOOK IST.YEAR/INTER | EACH | 46.10 | 46.10 | 46.10 | 46.10 | 46.10 | 46.10 | 46.10 | 46.10 |
| URDU BOOK BA/B.SC | EACH | 120.00 | 120.00 | 120.00 | 120.00 | 120.00 | 120.00 | 120.00 | 120.00 |
| MATHS BOOK CALSS V (T.B.B) | EACH | 117.25 | 117.25 | 117.25 | 117.25 | 117.25 | 117.25 | 117.25 | 117.25 |
| MATHS BOOK CLASS IX OR X | EACH | 191.85 | 191.85 | 191.85 | 191.85 | 191.85 | 191.85 | 191.85 | 191.85 |
| MATHS BOOK IST.YEAR (T.B.B) | EACH | 115.90 | 115.90 | 115.90 | 115.90 | 115.90 | 115.90 | 115.90 | 115.90 |
| PAKISTAN STUDIES BOOK BA/B.SC | EACH | 125.00 | 125.00 | 125.00 | 125.00 | 125.00 | 125.00 | 125.00 | 125.00 |
| DAILY "DAWN" | P/COPY | 20.00 | 20.00 | 20.00 | 20.00 | 20.00 | 20.00 | 20.00 | 20.00 |
| DAILY "JANG" | P/COPY | 13.00 | 13.00 | 13.00 | 13.00 | 13.00 | 13.00 | 13.00 | 13.00 |
| DAILY "NAWA-E-WAQT" | P/COPY | 13.00 | 13.00 | 13.00 | 13.00 | 13.00 | 13.00 | 13.00 | 13.00 |
| WEEKLY "AKHBAR-E-JAHAN" | P/COPY | 55.00 | 55.00 | 55.00 | 55.00 | 55.00 | 55.00 | 55.00 | 55.00 |
| WEEKLY "MAG" | P/COPY | 45.00 | 45.00 | 45.00 | 45.00 | 45.00 | 45.00 | 45.00 | 45.00 |
| MONTHLY "NAUNEHAL DIGEST" | P/COPY | 35.00 | 35.00 | 35.00 | 35.00 | 35.00 | 35.00 | 35.00 | 35.00 |
| PAPER FOOLSCAPE (27"x17") | QUIRE | 46.54 | 45.00 | 27.00 | 30.00 | 25.00 | 45.00 | 52.50 | 35.00 |
| EXERCISE.BOOK LINED 80/100 PGS | EACH | 36.54 | 30.00 | 30.00 | 20.00 | 15.00 | 40.00 | 30.00 | 20.00 |
| PENCILGOLDFISH/DEER | EACH | 7.00 | 7.00 | 6.00 | 8.00 | 8.00 | 6.00 | 6.00 | 6.00 |
| PEN INK DOLLOR 57 ML BOTTLE | EACH | 25.00 | 25.00 | 20.00 | 30.00 | 30.00 | 25.00 | 25.00 | 20.00 |
| PHOTOSTATE PAPER 70 GM | PRT | 480.00 | 300.00 | 360.00 | 320.00 | 350.00 | 400.00 | 350.00 | 340.00 |
| BALL PEN (local) | EACH | 8.00 | 6.00 | 7.00 | 10.00 | 10.00 | 7.00 | 7.00 | 8.00 |
| FOUNTAIN PEN HERO/WINGS/CHINA | EACH | 40.00 | 35.00 | 50.00 | 20.00 | 25.00 | 40.00 | 50.00 | 30.00 |
| PRIVATE SCHOOL FEE ENGLISH MEDIUM AVERAGE STANDARD (CLASS I) | P/MONT | 1150.00 | 1250.00 | 1500.00 | 700.00 | 500.00 | 1500.00 | 1350.00 | 1760.00 |
| PRIVATE SCHOOL FEE ENGLISH MEDIUM AVERAGE STANDARD (CLASS V) | P/MONT | 1242.31 | 1237.50 | 2100.00 | 1000.00 | 500.00 | 1500.00 | 1450.00 | 2185.00 |
| PRIVATE SCHOOL FEE ENGLISH MEDIUM AVERAGE STANDARD (CLASS VI) | P/MONT | 1800.00 | 1200.00 | 2700.00 | 1000.00 | 700.00 | 1800.00 | 1450.00 | 2185.00 |
| PRIVATE SCHOOL FEE ENGLISH MEDIUM AVERAGE STANDARD (CLASS X) | P/MONT | 1800.00 | 1575.00 | 4000.00 | 1200.00 | 700.00 | 1800.00 | 1650.00 | 2415.00 |
| PRIVATE MEDICLE COLLEGE FEE MBBS (IST YEAR) | P/MONT | 54166.66 | 57250.00 | 0.00 | 40000.00 | 0.00 | 0.00 | 0.00 | 0.00 |
| PRIVATE ENGINEERING COLLEGE FEE (ISTR YEAR) | P/MONT | 9167.00 | 0.00 | 0.00 | 0.00 | 0.00 | 0.00 | 0.00 | 0.00 |
| GOVT. COLLEGE FEE IST. YEAR | MONTH | 55.00 | 35.00 | 45.83 | 35.00 | 35.00 | 35.00 | 27.50 | 27.50 |
| GOVT. COLLEGE FEE 4TH. YEAR | MONTH | 81.55 | 75.00 | 67.50 | 67.50 | 70.00 | 67.50 | 75.00 | 60.00 |
| GOVT. UNIVERSITY FEE MSC. | MONTH | 1500.00 | 1000.00 | 1550.00 | 354.17 | 354.17 | 0.00 | 0.00 | 354.17 |
| GOVT. MED. COLLEGE FEE MBBS | MONTH | 2658.00 | 2200.00 | 1466.67 | 0.00 | 2000.00 | 2750.00 | 5020.83 | 2000.00 |
| GOVT. ENGG. COLL. FEE I YEAR | MONTH | 2068.00 | 1083.00 | 500.00 | 0.00 | 0.00 | 0.00 | 666.66 | 0.00 |

Contd.

7.11 Intercity Consumer Prices August, 2017

| Description | Unit | Karachi | Hyder- abad | Nawab- shah | Mirpur- khas | Mithi | Sukkar | Larkana | Dadu |
|--|---------|----------|----------------|----------------|-----------------|----------|----------|----------|----------|
| COACHING FEE FOR CLASS IX/X | P/MONT | 1800.00 | 500.00 | 2500.00 | 1000.00 | 1000.00 | 1000.00 | 700.00 | 700.00 |
| COACHING CHARGES FOR CLASS 1ST YEAR/INTER (SCIENCE) | P/MONT | 2000.00 | 1000.00 | 4000.00 | 1500.00 | 1500.00 | 2000.00 | 1000.00 | 1000.00 |
| COACHING CHARGES FOR CLASS 1ST YEAR/INTER (COMMERCE) | P/MONT | 1846.15 | 600.00 | 3000.00 | 700.00 | 1000.00 | 1080.00 | 800.00 | 500.00 |
| I.T. TUITION FEES | P/MONT | 3000.00 | 2000.00 | 915.00 | 0.00 | 0.00 | 1750.00 | 2033.33 | 600.00 |
| MBA TUITION FEES | P/MONT | 8153.85 | 2500.00 | 2000.00 | 0.00 | 0.00 | 8200.00 | 2205.00 | 0.00 |
| BREAD TANDOORI ST. SIZE | EACH | 10.00 | 10.00 | 10.00 | 8.00 | 8.00 | 10.00 | 7.50 | 6.00 |
| COOKED MUTTON (AV. HOTEL) | PLATE | 136.15 | 150.00 | 150.00 | 125.00 | 130.00 | 175.00 | 155.00 | 70.00 |
| COOKED BEEF (AV. HOTEL) | PLATE | 80.38 | 77.50 | 70.00 | 80.00 | 50.00 | 100.00 | 100.00 | 50.00 |
| COOKED DAL (AV. HOTEL) | PLATE | 60.38 | 52.50 | 65.00 | 50.00 | 50.00 | 50.00 | 65.00 | 50.00 |
| CHICKEN BIRYANI FULL/DOUBLE | PLATE | 153.08 | 140.00 | 100.00 | 100.00 | 100.00 | 165.00 | 200.00 | 120.00 |
| TEA PREPARED (ORDINARY) | CUP | 21.54 | 20.00 | 25.00 | 30.00 | 25.00 | 27.50 | 27.50 | 20.00 |
| HAIRCUT CHARGES FOR MEN | P/CUT | 79.23 | 75.00 | 100.00 | 50.00 | 50.00 | 70.00 | 115.00 | 60.00 |
| BEAUTY PORL HAIR STYL CHARGE | P/STY. | 457.69 | 350.00 | 250.00 | 150.00 | 100.00 | 175.00 | 375.00 | 250.00 |
| SHAVING CHARGES | PER SHV | 43.08 | 40.00 | 50.00 | 20.00 | 20.00 | 35.00 | 60.00 | 30.00 |
| LIPSTICK S.MISS/MEDORA | EACH | 120.00 | 120.00 | 120.00 | 120.00 | 120.00 | 100.00 | 120.00 | 90.00 |
| NAIL POLISH S.MISS/MEDORA | EACH | 110.00 | 110.00 | 95.00 | 110.00 | 110.00 | 85.00 | 80.00 | 50.00 |
| PERFUME MED.SIZE MEDORA/BROACH | EACH | 220.00 | 120.00 | 200.00 | 220.00 | 220.00 | 120.00 | 220.00 | 185.00 |
| HAIR-OIL AMLA/CHAMBELI | BOTTLE | 120.00 | 120.00 | 130.00 | 120.00 | 120.00 | 130.00 | 120.00 | 120.00 |
| TOILET SOAP LUX 95 GRAMS | EACH | 45.60 | 46.14 | 42.00 | 35.00 | 42.00 | 46.00 | 40.53 | 44.00 |
| TOILET SOAP LIFEBOUY 140 GRM | EACH | 42.00 | 43.86 | 45.00 | 42.00 | 42.00 | 40.00 | 47.00 | 47.00 |
| TOILET SOAP SAFEGUARD BATH SIZE | EACH | 48.00 | 48.00 | 46.00 | 50.00 | 50.00 | 46.00 | 48.00 | 50.00 |
| TOOTHPASTE MACKLINES 70 GRM | EACH | 50.00 | 50.00 | 50.00 | 50.00 | 50.00 | 50.00 | 50.00 | 50.00 |
| TOOTHPAST MED SIZE CLGATE 70 GMS | EACH | 63.47 | 65.00 | 65.00 | 60.00 | 60.00 | 65.00 | 68.58 | 65.00 |
| TOOTHBRUSH SHEILD A/PLAUQUE | EACH | 35.00 | 35.00 | 40.00 | 35.00 | 40.00 | 45.00 | 40.00 | 35.00 |
| TOOTHPOWDER DENTONIC 90 GRM | EACH | 32.00 | 32.00 | 28.00 | 22.00 | 25.00 | 28.00 | 35.00 | 25.00 |
| HAIR-COLOUR BEGIN (6 GMS) | EACH | 105.19 | 110.00 | 100.00 | 110.00 | 100.00 | 100.00 | 110.00 | 100.00 |
| HAIR COLOUR (KALAKOLA) | BOTTLE | 130.00 | 130.00 | 130.00 | 130.00 | 130.00 | 130.00 | 135.00 | 130.00 |
| FACECREAM PONDS (MEDIUM) | EACH | 120.00 | 120.00 | 110.00 | 120.00 | 120.00 | 120.00 | 120.00 | 120.00 |
| TALC POWDER VICE ROAY,B.CAT | EACH | 145.00 | 145.00 | 130.00 | 150.00 | 160.00 | 150.00 | 160.00 | 145.00 |
| BLADE TREET ORDINARY 10'S | PKT. | 40.00 | 40.00 | 42.00 | 40.00 | 40.00 | 45.00 | 45.00 | 40.00 |
| BLADE 7-O-CLOCK STAIN. 5'S | PKT. | 35.00 | 35.00 | 35.00 | 30.00 | 32.00 | 38.00 | 32.50 | 35.00 |
| SHAMPOO SUNSILK/PAINTIN 100 ML | BOTTLE | 110.00 | 110.00 | 110.00 | 99.00 | 99.00 | 100.00 | 110.00 | 100.00 |
| BEAUTY CREAM (FAIR & LOVELY) | EACH | 115.00 | 75.00 | 185.00 | 200.00 | 200.00 | 185.00 | 185.00 | 200.00 |
| HAIR REMOVING CREAM (EU-CREAM) | TUBE | 65.00 | 65.00 | 65.00 | 65.00 | 65.00 | 65.00 | 65.00 | 65.00 |
| GEL MEDIUM SIZE | BOTTLE | 60.00 | 60.00 | 65.00 | 55.00 | 75.00 | 70.00 | 100.00 | 120.00 |
| DISPOSABLE RAZOR GILLET-II | EACH | 40.00 | 45.00 | 45.00 | 40.00 | 40.00 | 45.00 | 40.00 | 40.00 |
| SHAVING CREAM TOUCH-ME/ADM. | EACH | 70.00 | 65.00 | 70.00 | 55.00 | 60.00 | 55.00 | 70.00 | 60.00 |
| GOLD TEZABI 24 CT | 10 GM. | 43150.00 | 43140.00 | 42600.00 | 43124.00 | 43124.00 | 44200.00 | 42777.00 | 41833.00 |
| SILVER TEZABI 24 CT | 10 GM. | 571.00 | 571.00 | 750.00 | 670.00 | 670.00 | 625.00 | 600.00 | 730.00 |
| ARTIFICIAL JEWELLARY SET | SET | 1267.31 | 500.00 | 1700.00 | 375.00 | 500.00 | 600.00 | 1800.00 | 250.00 |
| WRIST WATCH GENTS CITIZEN (ORIGINAL) *** | EACH | 2861.54 | 3100.00 | 3750.00 | 2500.00 | 2600.00 | 2600.00 | 3050.00 | 2500.00 |
| WRIST WATCH LADIES CITIZEN (ORIGINAL) *** | EACH | 2861.54 | 3050.00 | 3750.00 | 2500.00 | 2600.00 | 2500.00 | 2550.00 | 2500.00 |
| WALL CLOCK QUARTZ AV.QLTY | EACH | 500.96 | 312.50 | 500.00 | 350.00 | 300.00 | 450.00 | 500.00 | 250.00 |
| SUITCASE REXIN (24"x16"x6") | EACH | 1688.46 | 975.00 | 1600.00 | 900.00 | 900.00 | 1550.00 | 1500.00 | 1300.00 |
| TRUNK MEDIUM SIZE *** | EACH | 1900.00 | 1450.00 | 3000.00 | 1200.00 | 1150.00 | 3125.00 | 1250.00 | 1200.00 |
| PURSE LADIES (LEATHER) AVERAGE QUALITY | EACH | 1759.62 | 725.00 | 1500.00 | 650.00 | 555.00 | 600.00 | 1300.00 | 400.00 |

7.11 Intercity Consumer Prices August, 2017

| Description | Unit | Peshawar | Mardan | Abbott- abad | Bannu | D.I. Khan | Mingora |
|--|---------|----------|--------|-----------------|--------|-----------|---------|
| WHEAT | 10 KG. | 320.00 | 340.00 | 450.00 | 312.50 | 110.00 | 310.00 |
| WHEAT FLOUR FINE/SUPERIOR. | KG. | 41.33 | 40.50 | 50.00 | 38.00 | 37.88 | 36.00 |
| WHEAT FLOUR AVG. QLTY | KG. | 36.00 | 36.50 | 40.00 | 36.00 | 35.00 | 35.00 |
| WHEAT FLOUR BAG | 10 KG. | 359.17 | 367.50 | 400.00 | 367.50 | 366.25 | 350.00 |
| MAIDA | KG. | 51.67 | 50.00 | 52.50 | 50.00 | 47.50 | 60.00 |
| SUJI | KG. | 55.00 | 50.00 | 55.00 | 48.00 | 48.00 | 60.00 |
| BESAN AV. QLTY. | KG. | 132.08 | 135.00 | 130.00 | 140.00 | 132.50 | 160.00 |
| RICE BASMATI SUP. QLTY. | KG. | 120.00 | 116.00 | 130.00 | 120.00 | 115.00 | 115.00 |
| RICE BASMATI 385/386 | KG. | 98.33 | 95.00 | 85.00 | 107.50 | 90.00 | 80.00 |
| RICE BASMATI BROKEN AV.QLTY | KG. | 71.67 | 70.00 | 85.00 | 52.50 | 67.50 | 60.00 |
| RICE IRRI-6 (SINDH/PUNJAB) | KG. | 47.50 | 47.50 | 50.00 | 60.00 | 52.50 | 50.00 |
| VERMICELLI | KG. | 72.92 | 71.00 | 90.00 | 70.00 | 72.50 | 80.00 |
| BREAD PLAIN MEDIUM SIZE | EACH | 35.00 | 35.00 | 35.00 | 35.00 | 30.00 | 40.00 |
| RUSK (PAPAY) | KG. | 200.00 | 200.00 | 160.00 | 140.00 | 147.50 | 260.00 |
| BISCUITS-PACKED | PKT | 34.17 | 35.00 | 40.00 | 40.00 | 37.50 | 33.75 |
| BISCUIT-BAKERY (LOOSE) | 250 GM | 69.58 | 68.75 | 55.00 | 61.25 | 55.00 | 70.00 |
| CORNFLAKS FAUJI 225 GM. | PKT | 204.67 | 210.00 | 202.50 | 175.00 | 200.00 | 170.00 |
| SAMOSAS (VEGATABLE) | EACH | 7.67 | 8.00 | 10.00 | 17.50 | 10.00 | 10.00 |
| PASTRY AV.QLTY. | EACH | 23.33 | 20.00 | 17.50 | 20.00 | 25.00 | 20.00 |
| PATTIES (VEGATABLES) | EACH | 23.33 | 20.00 | 20.00 | 30.00 | 20.00 | 15.00 |
| NIMCO | 250 GM | 48.33 | 45.00 | 45.00 | 57.50 | 51.25 | 50.00 |
| CHIPS | 250 GM | 55.00 | 50.00 | 80.00 | 62.50 | 55.00 | 60.00 |
| BEEF WITH BONE AV.QLTY. | KG | 320.00 | 290.00 | 280.00 | 320.00 | 290.00 | 325.00 |
| MUTTON AV.QLTY. | KG | 733.33 | 600.00 | 650.00 | 570.00 | 600.00 | 600.00 |
| CHICKEN FARM BROILER (LIVE) | KG | 152.00 | 158.00 | 128.00 | 157.50 | 148.00 | 160.00 |
| FISH-RAHU MEDIUM SIZE | KG | 235.00 | 205.00 | 280.00 | 370.00 | 280.00 | 250.00 |
| MILK FRESH (UNBOILED) | LTR. | 85.00 | 80.00 | 90.00 | 82.50 | 72.50 | 100.00 |
| CURD | KG. | 98.33 | 100.00 | 100.00 | 97.50 | 80.00 | 110.00 |
| MILK TETRA PACK 1/2 LTR. | PKT. | 60.00 | 60.00 | 59.00 | 60.00 | 70.00 | 55.00 |
| LACTOGEN 400 GRAMS | PKT. | 424.58 | 440.00 | 450.00 | 440.00 | 438.00 | 450.00 |
| POWDER MILK NIDO 400GM. | PKT | 360.00 | 360.00 | 360.00 | 358.97 | 385.00 | 360.00 |
| MILK POWDER LOOSE/PACKED | KG. | 411.67 | 370.00 | 500.00 | 540.00 | 430.00 | 425.00 |
| BUTTER LOCAL PACKED | 50 GM. | 25.00 | 60.00 | 25.00 | 45.00 | 32.50 | 25.00 |
| EGGS FARM | DOZ | 96.67 | 90.00 | 98.00 | 100.00 | 97.50 | 95.00 |
| MUSTARD OIL AV.QLTY. | KG. | 220.00 | 235.00 | 240.00 | 190.00 | 190.00 | 220.00 |
| COOKING OIL (DALDA) | 2.5LTR | 470.00 | 465.00 | 472.50 | 475.00 | 438.75 | 450.00 |
| COOKING OIL (PAKWAN) OTHER BRAND SPECIFY | 2.5 LTR | 379.00 | 350.00 | 370.00 | 425.00 | 440.00 | 460.00 |
| VEGETABLE GHEE TIN | 2.5KG. | 460.00 | 460.00 | 460.00 | 470.00 | 475.00 | 415.00 |
| VEGETABLE GHEE (LOOSE) | KG. | 158.33 | 145.00 | 160.00 | 160.00 | 155.00 | 160.00 |
| DATES AV.QLTY. | KG. | 166.67 | 170.00 | 190.00 | 170.00 | 167.50 | 200.00 |
| PISTACHIO AV.QLTY. | 50 GM. | 71.67 | 80.00 | 100.00 | 87.50 | 60.00 | 60.00 |
| ALMONDS WHOLE AV.QLTY. | KG. | 678.33 | 650.00 | 475.00 | 682.50 | 461.25 | 650.00 |
| COCONUT DRY AV.QLTY. | KG. | 281.67 | 310.00 | 400.00 | 330.00 | 300.00 | 300.00 |
| RAISINS AV.QLTY. | 50 GM. | 19.17 | 20.00 | 20.00 | 13.50 | 14.75 | 15.00 |
| GROUNDNUTS (WITH SHELL) | KG. | 186.67 | 200.00 | 200.00 | 170.00 | 140.00 | 170.00 |
| MALTA/MOSAMBI | DOZ | 0.00 | 0.00 | 0.00 | 0.00 | 0.00 | 0.00 |
| KINNU | DOZ | 0.00 | 0.00 | 0.00 | 0.00 | 0.00 | 0.00 |
| APPLE | KG | 136.67 | 125.00 | 150.00 | 133.75 | 110.00 | 150.00 |
| ALOO BUKHARA | KG | 110.00 | 150.00 | 200.00 | 200.00 | 110.00 | 70.00 |
| POMEGRANATE (ANNAR) | KG | 250.00 | 0.00 | 0.00 | 275.00 | 125.00 | 0.00 |
| GRAPES | KG | 113.33 | 135.00 | 140.00 | 125.00 | 135.00 | 100.00 |
| BANANAS | DOZ | 83.33 | 95.00 | 100.00 | 105.00 | 72.50 | 70.00 |
| MANGO KALMI | KG | 140.00 | 175.00 | 120.00 | 120.00 | 115.00 | 150.00 |
| GUAVA | KG | 100.00 | 70.00 | 80.00 | 55.00 | 85.00 | 0.00 |
| WATERMELON (TURBOOZ) | KG | 0.00 | 0.00 | 0.00 | 0.00 | 0.00 | 0.00 |
| MUSKMELON (KHARBOOZA) | KG | 0.00 | 0.00 | 0.00 | 0.00 | 0.00 | 0.00 |
| SWEETMELON (GARMA) | KG | 47.50 | 55.00 | 75.00 | 40.00 | 55.00 | 0.00 |
| PULSE MASOOR (WHOLE) | KG. | 96.67 | 100.00 | 125.00 | 125.00 | 118.75 | 100.00 |
| PULSE MASOOR (WASHED) | KG. | 97.50 | 100.00 | 150.00 | 130.00 | 137.50 | 135.00 |
| PULSE MOONG (WASHED) | KG. | 101.83 | 97.50 | 120.00 | 100.00 | 132.50 | 165.00 |
| PULSE MASH (WASHED) | KG. | 162.50 | 170.00 | 202.50 | 195.00 | 190.00 | 200.00 |

Contd.

**7.11 Intercity Consumer Prices
August, 2017**

| Description | Unit | Peshawar | Mardan | Abbott- abad | Bannu | D.I. Khan | Mingora |
|--------------------------------|--------|----------|--------|-----------------|--------|-----------|---------|
| PULSE GRAM | KG. | 119.33 | 120.00 | 125.00 | 115.00 | 122.50 | 135.00 |
| GRAM WHOLE BLACK AV QLTY. | KG. | 143.33 | 140.00 | 160.00 | 100.00 | 87.50 | 125.00 |
| GRAM WHOLE YELLOW AV.QLTY | KG. | 192.50 | 187.50 | 185.00 | 152.50 | 171.25 | 200.00 |
| BEANS (LAL LOBIA) | KG. | 145.00 | 125.00 | 140.00 | 130.00 | 115.00 | 142.50 |
| POTATOES | KG | 38.33 | 40.00 | 35.00 | 35.00 | 30.00 | 40.00 |
| ONION | KG | 50.00 | 35.00 | 45.00 | 37.50 | 30.00 | 25.00 |
| TURNIP | KG | 0.00 | 0.00 | 0.00 | 0.00 | 0.00 | 0.00 |
| RADISH | KG | 0.00 | 0.00 | 0.00 | 0.00 | 0.00 | 0.00 |
| TOMATOES | KG | 46.67 | 40.00 | 45.00 | 50.00 | 32.50 | 55.00 |
| CABBAGE | KG | 0.00 | 0.00 | 0.00 | 0.00 | 0.00 | 0.00 |
| CAULIFLOWER | KG | 0.00 | 0.00 | 0.00 | 0.00 | 0.00 | 0.00 |
| BRINJAL | KG | 48.33 | 30.00 | 45.00 | 35.00 | 27.50 | 50.00 |
| PUMPKIN | KG | 43.33 | 30.00 | 0.00 | 30.00 | 37.50 | 0.00 |
| BOTTLEGOURD | KG | 53.33 | 50.00 | 80.00 | 32.50 | 0.00 | 50.00 |
| LADY FINGER | KG | 53.33 | 40.00 | 45.00 | 46.25 | 50.00 | 30.00 |
| PEAS | KG | 0.00 | 0.00 | 0.00 | 0.00 | 0.00 | 0.00 |
| SPINACH | KG | 0.00 | 0.00 | 0.00 | 0.00 | 0.00 | 0.00 |
| TINDA | KG | 56.67 | 50.00 | 75.00 | 40.00 | 37.50 | 50.00 |
| TURAI | KG | 53.33 | 50.00 | 80.00 | 50.00 | 37.50 | 60.00 |
| KARAILA | KG | 53.33 | 50.00 | 45.00 | 62.50 | 42.50 | 45.00 |
| ARVI | KG | 45.00 | 30.00 | 45.00 | 40.00 | 50.00 | 60.00 |
| CHILLIES GREEN | KG | 76.67 | 80.00 | 90.00 | 105.00 | 125.00 | 65.00 |
| CARROT | KG | 0.00 | 0.00 | 0.00 | 0.00 | 0.00 | 0.00 |
| COCUMBER (KHEERA) | KG | 53.33 | 50.00 | 70.00 | 40.00 | 45.00 | 50.00 |
| LEMON | 250GM | 43.33 | 45.00 | 45.00 | 37.50 | 35.00 | 30.00 |
| SUGAR REFINED | KG. | 59.00 | 58.00 | 62.00 | 60.00 | 60.00 | 54.00 |
| GUR AV.QLTY | KG. | 96.67 | 85.00 | 100.00 | 95.00 | 66.00 | 80.00 |
| HONEY LANGANESE 500 GM. | BOTTLE | 876.67 | 840.00 | 920.00 | 750.00 | 850.00 | 500.00 |
| MILO 200 GM. | BOTTLE | 216.67 | 225.00 | 280.00 | 200.00 | 220.00 | 200.00 |
| CUSTARD POWDER RAFHAN 300 GM. | PKT | 78.33 | 80.00 | 80.00 | 85.00 | 80.00 | 80.00 |
| TOFFEE (HILAL) | EACH | 1.67 | 2.00 | 1.00 | 1.00 | 1.00 | 1.00 |
| CHOWKELATE CANDY (SMALL SIZE) | EACH | 5.00 | 5.00 | 5.00 | 5.00 | 5.00 | 5.00 |
| SWEETMEAT (MIXED) | KG | 270.00 | 260.00 | 240.00 | 190.00 | 247.50 | 280.00 |
| ICE CREAM WALLS | CUP. | 43.33 | 45.00 | 40.00 | 40.00 | 45.00 | 40.00 |
| ICE | KG | 10.00 | 10.00 | 10.00 | 12.50 | 10.00 | 25.00 |
| JAM AHMED/MITCHELLES | BOTTLE | 143.33 | 140.00 | 140.00 | 110.00 | 140.00 | 130.00 |
| SQUASH-MITCHELLES | BOTTLE | 165.00 | 165.00 | 165.00 | 160.00 | 165.00 | 165.00 |
| ROOH AFZA | BOTTLE | 170.00 | 160.00 | 170.00 | 170.00 | 170.00 | 170.00 |
| JAM-E-SHIREEN | BOTTLE | 180.00 | 170.00 | 180.00 | 160.00 | 180.00 | 180.00 |
| SAUNF | 50 GM | 20.00 | 15.00 | 20.00 | 15.00 | 10.00 | 10.00 |
| CINAMON LOOSE AV. QLTY | 50 GM. | 21.67 | 20.00 | 20.00 | 30.00 | 20.00 | 22.00 |
| CUMINSEED WHITE NATIONAL | 50 GM. | 60.67 | 54.00 | 56.00 | 50.00 | 76.00 | 50.00 |
| PEPPER BLACK NATIONAL | 50 GM. | 110.00 | 110.00 | 107.50 | 96.00 | 110.00 | 96.00 |
| CLOVES LOOSE AV.QLTY | 50 GM. | 126.67 | 100.00 | 100.00 | 107.50 | 60.00 | 90.00 |
| CARDAMOM LARGE LOOSE AV.QLTY | 50 GM. | 180.00 | 170.00 | 100.00 | 90.00 | 120.00 | 125.00 |
| CARDAMOM SMALL AV.QLTY | 50 GM. | 118.33 | 122.50 | 110.00 | 120.00 | 80.00 | 90.00 |
| SALT-POWDERED (LAHORI) LOOSE | KG. | 10.00 | 10.00 | 10.00 | 12.00 | 15.00 | 15.00 |
| SALT POWDERED (NATIONAL/SHAN) | PKT | 25.00 | 25.00 | 25.00 | 20.00 | 25.00 | 20.00 |
| CHILLIES POWD.NATIONAL 200GM | PKT | 110.00 | 105.00 | 105.00 | 105.00 | 120.00 | 116.00 |
| CHILLIES POWDER LOOS | KG. | 280.00 | 260.00 | 320.00 | 262.50 | 237.50 | 210.00 |
| CORRIANDER SEED POWD.NATIONAL | PKT | 104.00 | 104.00 | 105.00 | 104.00 | 105.00 | 116.00 |
| CORRIANDER SEED (LOOSE) | KG. | 263.33 | 240.00 | 320.00 | 280.00 | 200.00 | 200.00 |
| TURMERIC POWD.NATIONAL 50GM | PKT. | 35.00 | 35.00 | 35.00 | 35.00 | 35.00 | 40.00 |
| CURRY POWD. NATIONAL 200 GM | PKT. | 87.00 | 87.00 | 87.00 | 87.00 | 97.50 | 87.00 |
| TOMATO KETCHUP AHMED/MITCHL | BOTTLE | 116.67 | 105.00 | 90.00 | 70.00 | 95.00 | 130.00 |
| PICKLES AHMED/MITCHELLES | BOTTLE | 121.67 | 110.00 | 140.00 | 100.00 | 110.00 | 110.00 |
| VINEGAR SYNTHETIC (SIRKA) | BOTTLE | 93.33 | 65.00 | 85.00 | 40.00 | 60.00 | 100.00 |
| GARLIC | KG | 185.00 | 220.00 | 150.00 | 262.50 | 145.00 | 190.00 |
| GINGER | KG | 151.67 | 200.00 | 180.00 | 240.00 | 210.00 | 180.00 |
| TAPAL DANEDAR TEA 200GM PACKET | PKT | 178.94 | 157.89 | 170.00 | 158.00 | 175.00 | 150.00 |
| TEA LIPTON YELLOW LABEL 200GM. | PKT. | 205.00 | 195.00 | 195.00 | 205.25 | 195.00 | 195.00 |

Contd.

7.11 Intercity Consumer Prices August, 2017

| Description | Unit | Peshawar | Mardan | Abbott- abad | Bannu | D.I. Khan | Mingora |
|--------------------------------------|--------|----------|---------|-----------------|---------|-----------|---------|
| TEA LOOSE KENYA AV.QLTY 250GM. | PKT. | 176.67 | 185.00 | 190.00 | 170.00 | 135.00 | 163.00 |
| COFFEE-NESCAFE 75 GM. ** | BOTTLE | 330.00 | 350.00 | 320.00 | 290.00 | 350.00 | 360.00 |
| COLD DRINK (STANDARD SIZ) | BOTTLE | 26.67 | 30.00 | 25.00 | 25.00 | 25.00 | 25.00 |
| FRUIT JUICE TETRA PACK | PKT. | 15.00 | 15.00 | 25.00 | 17.50 | 20.00 | 30.00 |
| MINERAL WATER NESTLE 1.5 LTR | BOTTLE | 46.67 | 50.00 | 50.00 | 50.00 | 50.00 | 50.00 |
| CIGARETTES K-2 10'S ** | PKT | 55.00 | 70.00 | 45.00 | 55.00 | 50.00 | 50.00 |
| CIGARETTES CAPSTAN 10'S ** | PKT | 55.00 | 75.00 | 50.00 | 60.00 | 50.00 | 70.00 |
| CIGARETTES GOLD LEAF 20'S | PKT | 138.33 | 140.00 | 135.00 | 140.00 | 130.00 | 130.00 |
| CIGARETTES MORVEN GOLD 20'S | PKT | 55.00 | 72.50 | 50.00 | 60.00 | 60.00 | 60.00 |
| BETEL LEAVES | 50GM. | 80.00 | 110.00 | 90.00 | 80.00 | 50.00 | 60.00 |
| BETEL NUTS | KG. | 486.67 | 450.00 | 420.00 | 300.00 | 280.00 | 400.00 |
| LONG CLOTH 57" GUL AHMED/AL-KARAM | METER | 333.33 | 300.00 | 250.00 | 180.00 | 227.50 | 320.00 |
| SHIRTING AV.QLTY. | METER | 300.00 | 300.00 | 225.00 | 150.00 | 150.00 | 182.50 |
| PANT CLOTH W & WEAR AV.QLTY | METER | 366.67 | 362.50 | 425.00 | 690.00 | 265.00 | 650.00 |
| LAWN PRINTED GUL AHMED/AL-KARAM | METER | 360.00 | 380.00 | 460.00 | 192.50 | 260.00 | 185.00 |
| GEORGETTE AV.QLTY | METER | 120.00 | 120.00 | 250.00 | 100.00 | 90.00 | 115.00 |
| LINEN AV.QLTY *** | METER | 153.33 | 175.00 | 150.00 | 148.75 | 80.00 | 145.00 |
| HEAVY WT SUITING LAWERNCPUR AVG QLTY | METER | 2800.00 | 2800.00 | 1850.00 | 950.00 | 1000.00 | 2250.00 |
| HEAVY WT SUITING LAWERNCPUR SUP QLTY | METER | 3050.00 | 3050.00 | 1850.00 | 1075.00 | 2000.00 | 2500.00 |
| TROPICAL SUITING LAW.PUR | METER | 1600.00 | 1600.00 | 1300.00 | 750.00 | 1375.00 | 1300.00 |
| PANT BOY 24"/26" LENGTH. | EACH | 460.00 | 400.00 | 500.00 | 750.00 | 311.25 | 400.00 |
| SHIRT BOY 24"/26" LENGTH | EACH | 363.33 | 290.00 | 500.00 | 350.00 | 290.00 | 425.00 |
| SCHOOL UNI. PANT,SHIRT BOYS | SUIT | 826.67 | 690.00 | 585.00 | 750.00 | 481.25 | 705.00 |
| SCHOOL UNI. KAMEEZ,SHAL.BOYS | SUIT | 758.33 | 600.00 | 750.00 | 710.00 | 450.00 | 475.00 |
| SCHOOL UNI. KAMEEZ,SHAL.GIRL | SUIT | 806.67 | 675.00 | 675.00 | 717.50 | 500.00 | 650.00 |
| FROCK W/WEAR GIRLS | EACH | 1075.00 | 1150.00 | 1250.00 | 1035.00 | 680.00 | 900.00 |
| AWAMI-SUIT W & W(BOY) 24"/26 | SUIT | 1013.33 | 950.00 | 1200.00 | 943.75 | 600.00 | 615.00 |
| AWAMI-SUIT W&W (GENTS)AV.QLTY | SUIT | 1866.67 | 1550.00 | 2200.00 | 2000.00 | 925.00 | 1300.00 |
| PULLOVER GENTS OXFORD/BON. | EACH | 3250.00 | 3187.50 | 3600.00 | 3500.00 | 2400.00 | 3500.00 |
| PULLOVER LADIES OXFORD/BON. | EACH | 3190.00 | 2800.00 | 3100.00 | 3400.00 | 2400.00 | 3500.00 |
| PULLOVER (GENTS) OTHERS A.QTY | EACH | 1074.17 | 1100.00 | 1975.00 | 1550.00 | 825.00 | 1925.00 |
| SECOND-HAND COAT FOR MEN | EACH | 658.33 | 650.00 | 500.00 | 325.00 | 225.00 | 650.00 |
| SECONDHAND SWEETER FOR MEN DUP QLTY | EACH | 791.67 | 850.00 | 450.00 | 300.00 | 250.00 | 550.00 |
| SECONDHAND WINTER JACKET | EACH | 841.67 | 1100.00 | 600.00 | 225.00 | 225.00 | 875.00 |
| UNDERWEAR AV.QLTY MEDIUM SIZE | EACH | 106.67 | 110.00 | 190.00 | 97.50 | 80.00 | 130.00 |
| VEST FOR MEN AV.QLTY. | EACH | 130.00 | 110.00 | 150.00 | 91.25 | 70.00 | 110.00 |
| VEST/SHAMEEZ (WOMEN) AVG. QLTY | EACH | 151.67 | 140.00 | 200.00 | 145.00 | 110.00 | 95.00 |
| SOCKS NYLON (PAKISTANI) | PAIR | 76.67 | 100.00 | 100.00 | 67.50 | 50.00 | 60.00 |
| BRASSIER AV.QLTY. | EACH | 135.00 | 150.00 | 80.00 | 167.50 | 100.00 | 135.00 |
| BRASSIER SUP QLTY | EACH | 258.33 | 225.00 | 250.00 | 266.25 | 115.00 | 250.00 |
| DOPATTA GEORGETTE AV.QLTY. | EACH | 250.00 | 250.00 | 350.00 | 260.00 | 250.00 | 350.00 |
| DOPATTA COTTON AV GLTY | EACH | 213.33 | 190.00 | 250.00 | 275.00 | 230.00 | 255.00 |
| CHADDAR (W/WEAR) (2x2.5 MTR) | EACH | 1016.67 | 950.00 | 600.00 | 477.50 | 337.50 | 800.00 |
| LUNGI/DHOTI(COTTON) AVG. QLTY | EACH | 291.67 | 300.00 | 350.00 | 450.00 | 230.00 | 210.00 |
| HANDKERCHIEF AVG. QLTY PAK | EACH | 29.17 | 30.00 | 40.00 | 20.00 | 42.50 | 35.00 |
| HANDKERCHIEF SUP. QLTY PAK | EACH | 50.00 | 50.00 | 50.00 | 40.00 | 50.00 | 50.00 |
| GLOVES AV QLTY | PAIR | 118.33 | 110.00 | 100.00 | 55.00 | 60.00 | 55.00 |
| AZARBAND COTTON AVG. QLTY | EACH | 30.00 | 30.00 | 12.50 | 20.00 | 11.00 | 22.50 |
| SEWING THREAD/REEL(ASLI PARI) | EACH | 8.50 | 8.50 | 7.00 | 5.00 | 5.00 | 5.00 |
| WASHING CHARGES PAINT & SHIRT | SUIT | 221.67 | 110.00 | 60.00 | 90.00 | 80.00 | 100.00 |
| DRY CLEANING SUIT COAT PANT | SUIT | 458.33 | 315.00 | 450.00 | 250.00 | 180.00 | 450.00 |
| WASHING CH. (KAMIZ-SHALWAR) | PAIR | 89.17 | 85.00 | 60.00 | 80.00 | 35.00 | 60.00 |
| TAILORING SHIRT | EACH | 533.33 | 525.00 | 600.00 | 350.00 | 265.00 | 500.00 |
| TAILORING CHARGES PANT (MEN) | EACH | 1466.67 | 900.00 | 1250.00 | 1050.00 | 600.00 | 1225.00 |
| TAILORING COAT-PANT SUIT | SUIT | 6333.33 | 7000.00 | 6000.00 | 2950.00 | 2500.00 | 6250.00 |
| TAILORING AWAMI-SUIT (MALE) | SUIT | 704.17 | 625.00 | 700.00 | 575.00 | 575.00 | 650.00 |
| TAILORING SUIT FEMALE | SUIT | 558.33 | 550.00 | 425.00 | 475.00 | 475.00 | 650.00 |
| GENTS SHOES PAUL BATA | PAIR | 1199.00 | 1199.00 | 1199.00 | 1199.00 | 1199.00 | 1199.00 |
| GENTS SANDAL BATA | PAIR | 699.00 | 699.00 | 699.00 | 699.00 | 699.00 | 699.00 |
| GENTS SPOUNG CHAPPAL BATA | PAIR | 179.00 | 179.00 | 179.00 | 179.00 | 179.00 | 179.00 |
| LADIES SANDAL BATA | PAIR | 499.00 | 499.00 | 499.00 | 499.00 | 499.00 | 499.00 |

Contd.

7.11 Intercity Consumer Prices August, 2017

| Description | Unit | Peshawar | Mardan | Abbott- abad | Bannu | D.I. Khan | Mingora |
|--|---------|----------|----------|-----------------|----------|-----------|----------|
| LADIES SPOUNG CHAPPAL BATA | PAIR | 179.00 | 179.00 | 179.00 | 179.00 | 179.00 | 179.00 |
| CHILD SHOE POWER LITE BATA | PAIR | 599.00 | 599.00 | 599.00 | 599.00 | 599.00 | 599.00 |
| GENTS SHOE, ART 1109 SERVICE | PAIR | 999.00 | 999.00 | 999.00 | 999.00 | 999.00 | 999.00 |
| NYLON JOGGER 27 SIZE 2-5 *** | PAIR | 1299.00 | 1299.00 | 1299.00 | 1299.00 | 1299.00 | 1299.00 |
| CHINA FOOT WEAR AV. QLTY (MALE) * | PAIR | 983.33 | 950.00 | 1200.00 | 950.00 | 750.00 | 1350.00 |
| CHINA FOOT WEAR AV. QLTY (FEMALE) * | PAIR | 833.33 | 875.00 | 900.00 | 825.00 | 475.00 | 512.50 |
| CHINA FOOT WEAR AV. QLTY (CHILDREN) * | PAIR | 550.00 | 575.00 | 899.00 | 475.00 | 325.00 | 550.00 |
| SHOE REPAIR HALF SOLE | PAIR | 136.67 | 110.00 | 150.00 | 95.00 | 95.00 | 210.00 |
| SHOES POLISH CHARGES AVERAGE SHOP | PAIR | 20.00 | 20.00 | 20.00 | 20.00 | 16.25 | 20.00 |
| HOUSE RENT (combined) | MONTH | 8083.23 | 3582.17 | 8510.75 | 4460.93 | 5916.67 | 3956.59 |
| rent 2 | pm | 8083.23 | 3582.17 | 8510.75 | 4460.93 | 5916.67 | 3956.59 |
| RENT3 | PM | 8083.23 | 3582.17 | 8510.75 | 4460.93 | 5916.67 | 3956.59 |
| RENT4 | PM | 8083.23 | 3582.17 | 8510.75 | 4460.93 | 5916.67 | 3956.59 |
| RENT5 | PM | 8083.23 | 3582.17 | 8510.75 | 4460.93 | 5916.67 | 3956.59 |
| RENT6 | PM | 8083.23 | 3582.17 | 8510.75 | 4460.93 | 5916.67 | 3956.59 |
| SYNTHETIC ENEMAL ROBIALAC BALTI 3.64 LTR. | EACH | 1900.00 | 1600.00 | 1950.00 | 1820.00 | 2000.00 | 2250.00 |
| SYNTHETIC ENEMAL ICI BALTI 3.64 LTR. | EACH | 2050.00 | 1900.00 | 1850.00 | 1830.00 | 1989.00 | 1900.00 |
| CEMENT (LOCAL) SPECIFY BRAND NAME | BAG | 541.67 | 530.00 | 540.00 | 550.00 | 535.00 | 535.00 |
| BRICKS (NEW) IST CLASS | P/1000 | 8416.67 | 7600.00 | 12000.00 | 6500.00 | 5875.00 | 11250.00 |
| CEMENT BLOCKS (6"x8"x12") | P/100 | 2900.00 | 2900.00 | 3000.00 | 2300.00 | 2650.00 | 3475.00 |
| BAJREE | 100CFT | 3566.67 | 2800.00 | 2500.00 | 1800.00 | 2875.00 | 2800.00 |
| SAND (BLACK PIT SAND) | K100CFT | 2183.33 | 1600.00 | 2500.00 | 1475.00 | 1450.00 | 3100.00 |
| TIMBER SHESHAM LOG IST QUALITY | cbmt. | 57286.67 | 60027.00 | 0.00 | 36000.00 | 32700.00 | 0.00 |
| IRON BAR (M.S. BAR) 1/2" | P/TON | 75500.00 | 75000.00 | 76000.00 | 72200.00 | 73750.00 | 75750.00 |
| CARPANTER WAGE RATE | P/DAY | 1000.00 | 900.00 | 1000.00 | 1000.00 | 950.00 | 1200.00 |
| MASON (RAJ) WAGE RATE | P/DAY | 1200.00 | 1000.00 | 1000.00 | 1300.00 | 950.00 | 1200.00 |
| UNSKILLED LABOUR WAGE RATE | P/DAY | 600.00 | 600.00 | 700.00 | 600.00 | 480.00 | 700.00 |
| PLUMBER WAGE RSTE | P/DAY | 1200.00 | 1350.00 | 0.00 | 900.00 | 900.00 | 1000.00 |
| ELECTICIAN WAGE RATE PER DAY ** | P/DAY | 1000.00 | 1000.00 | 0.00 | 700.00 | 900.00 | 1000.00 |
| ELECTICIAN WAGE RATE PER POINT ** | P/PNT | 100.00 | 150.00 | 250.00 | 92.50 | 70.00 | 275.00 |
| WATER CHARGES PER HOUSE | P/MONTH | 150.00 | 120.00 | 175.00 | 200.00 | 100.00 | 130.00 |
| ELECT.CHARGES UPTO 50 UNITS | P/UNIT | 2.00 | 2.00 | 2.00 | 2.00 | 2.00 | 2.00 |
| ELECT.CHARGES 01 - 100 UNIT | P/UNIT | 6.18 | 6.18 | 6.18 | 6.18 | 6.18 | 6.18 |
| ELECT.CHARGES 101 - 300 UNIT | P/UNIT | 9.54 | 9.54 | 9.54 | 9.54 | 9.54 | 9.54 |
| ELECT.CHARGES 301 - 1000 UNIT | P/UNIT | 16.39 | 16.39 | 16.39 | 16.39 | 16.39 | 16.39 |
| ELECT.CHARGES ABOVE 1000 UNIT | P/UNIT | 18.39 | 18.39 | 18.39 | 18.39 | 18.39 | 18.39 |
| ELEC | PM | 10.50 | 10.50 | 10.50 | 10.50 | 10.50 | 10.50 |
| GAS CHRg upto 3.3719 MMBTU | MMBTU | 128.70 | 128.70 | 128.70 | 128.70 | 0.00 | 128.70 |
| GAS CHRg 3.3719 - 6.7438 MMBTU | MMBTU | 257.40 | 257.40 | 257.40 | 257.40 | 0.00 | 257.40 |
| GAS CHRg 6.7438 - 10.1157 MMBTU | MMBTU | 257.40 | 257.40 | 257.40 | 257.40 | 0.00 | 257.40 |
| GAS CHRg10.1157 - 13.4876 MMBTU | MMBTU | 702.00 | 702.00 | 702.00 | 702.00 | 0.00 | 702.00 |
| GAS | PM | 702.00 | 702.00 | 702.00 | 702.00 | 0.00 | 702.00 |
| GAS | PM | 409.50 | 409.50 | 409.50 | 409.50 | 0.00 | 409.50 |
| KEROSENE OIL | LTR | 81.67 | 80.00 | 85.00 | 87.00 | 77.50 | 90.00 |
| FIREWOOD WHOLE | 40 KG. | 720.83 | 525.00 | 400.00 | 500.00 | 350.00 | 560.00 |
| CHAIR SHESHAM WOOD WITH ARMS ** | EACH | 2166.67 | 1800.00 | 3000.00 | 1100.00 | 2550.00 | 1450.00 |
| CHAIR PLASTIC (CHAIRMAN) AVERAGE QUALITY | EACH | 1300.00 | 1200.00 | 940.00 | 675.00 | 800.00 | 850.00 |
| TABLE SHESHAM WOOD (4X2X5") *** | EACH | 6166.67 | 6000.00 | 8000.00 | 6925.00 | 4500.00 | 5000.00 |
| SOFASET WOODEN WITH FOAM SEAT ** | SET | 24000.00 | 17000.00 | 17000.00 | 15750.00 | 18000.00 | 21000.00 |
| COT IRON (WITH NIWAR)AV.QLTY. | EACH | 2100.00 | 2100.00 | 2500.00 | 2350.00 | 2300.00 | 2300.00 |
| ALMIRAH (STEEL) 6'X3' 20 GAUGE | EACH | 9083.33 | 9250.00 | 8000.00 | 9750.00 | 9300.00 | 9000.00 |
| DINNING TABLE 6 CHAIRS A.QLTY | SET | 29166.67 | 27500.00 | 35000.00 | 12350.00 | 17000.00 | 22500.00 |
| SINGLE BED WITHOUT FOAM MED. | EACH | 7833.33 | 6250.00 | 8000.00 | 3850.00 | 5700.00 | 5000.00 |
| MATRESS SINGLE(4"THICK) | EACH | 4726.67 | 4500.00 | 5000.00 | 4550.00 | 3350.00 | 5400.00 |
| FARSHI DARI 12'X9' AV.QLTY | EACH | 1316.67 | 1250.00 | 2100.00 | 1480.00 | 1100.00 | 1525.00 |
| DARI COTTON (6'x2 1/2') AV.QL | EACH | 300.00 | 275.00 | 300.00 | 465.00 | 400.00 | 525.00 |
| CARPET PLAIN AV. QLTY | SQFT. | 40.00 | 45.00 | 55.00 | 44.50 | 35.00 | 47.50 |
| QUILT (LIHAF) 3 KG. COTTON | EACH | 1050.00 | 1025.00 | 1100.00 | 950.00 | 600.00 | 650.00 |
| BLANKET (90" x 54") | EACH | 3016.67 | 2300.00 | 3500.00 | 3200.00 | 3200.00 | 5250.00 |
| BEDSHEET SINGLE BED SUP.QLTY | EACH | 866.67 | 850.00 | 900.00 | 535.00 | 500.00 | 700.00 |
| BED SHEET DOUBLE WITH TWO PILLOW COVERS SUP QLTY | SET | 1650.00 | 1500.00 | 2000.00 | 1475.00 | 1075.00 | 2000.00 |

Contd.

**7.11 Intercity Consumer Prices
August, 2017**

| Description | Unit | Peshawar | Mardan | Abbott- abad | Bannu | D.I. Khan | Mingora |
|--|--------|----------|----------|-----------------|----------|-----------|----------|
| TOWEL(3'x2') AV. QALTY | EACH | 316.67 | 225.00 | 550.00 | 312.50 | 275.00 | 275.00 |
| CEILING FAN 48" SUPER QLTY ** | EACH | 3083.33 | 2950.00 | 3500.00 | 3600.00 | 3250.00 | 3500.00 |
| PEDESTAL FAN 22" SUPER QLTY | EACH | 4833.33 | 3900.00 | 4500.00 | 4825.00 | 4730.00 | 3550.00 |
| REFG. DAWLENCE 10 CFT. D.DOOR | EACH | 30900.00 | 26000.00 | 34500.00 | 36000.00 | 33500.00 | 30000.00 |
| D-FREEZER WAVES 8 CFT. | EACH | 30333.33 | 30000.00 | 29000.00 | 40000.00 | 29000.00 | 32000.00 |
| AIRCONDITIONER 1.5 TON PEL | EACH | 40000.00 | 41000.00 | 39500.00 | 46000.00 | 44000.00 | 44000.00 |
| SPLIT AIR CONDITIONER 1.5 TON (SPECIFY BRAND NAME) | EACH | 43166.67 | 44000.00 | 46000.00 | 45000.00 | 41250.00 | 48000.00 |
| AIRCOOLER SUPER ASIA | EACH | 16000.00 | 16000.00 | 14500.00 | 11250.00 | 14900.00 | 11000.00 |
| WASHING MACHINE SINGER | EACH | 15300.00 | 17300.00 | 17000.00 | 14700.00 | 14700.00 | 14700.00 |
| SEWING MACHINE(SINGER) | EACH | 7400.00 | 7400.00 | 7400.00 | 5910.00 | 6900.00 | 7400.00 |
| GIZER LARGE SIZE 30 GALLON CAPACITY SUP QLTY | EACH | 20610.00 | 22900.00 | 17500.00 | 15400.00 | 17537.50 | 16500.00 |
| GAS BURNER DOUBLE SPFY.BRAND | EACH | 3350.00 | 2950.00 | 3500.00 | 2825.00 | 2350.00 | 1412.50 |
| ELECT. IRON PHILIPS MDL.1120 | EACH | 3200.00 | 3200.00 | 3250.00 | 1525.00 | 2100.00 | 1500.00 |
| ELECTRIC JUICER FOR APPLE | EACH | 4633.33 | 4500.00 | 5500.00 | 4850.00 | 3625.00 | 1700.00 |
| S.STEEL DEGCHI MEDIUM SIZE *** | EACH | 833.33 | 725.00 | 650.00 | 610.00 | 500.00 | 600.00 |
| ALUMINIUM COOKING PAN (DEGCHI) MED SIZE | EACH | 691.67 | 625.00 | 600.00 | 595.00 | 425.00 | 750.00 |
| NON STICK COOKING PAN (DEGCHI) SUP. QLTY | EACH | 1211.00 | 950.00 | 1000.00 | 570.00 | 525.00 | 800.00 |
| FRYING PAN STEEL AVG. QLTY MED. SIZE | EACH | 458.33 | 350.00 | 375.00 | 470.00 | 352.50 | 325.00 |
| TAWA IORN (MEDIUM SIZE) AVG. QLTY | EACH | 416.67 | 375.00 | 500.00 | 600.00 | 355.00 | 325.00 |
| S.STEEL PLATE A.QLTY.(M.SIZE) | EACH | 74.17 | 65.00 | 80.00 | 65.00 | 55.00 | 75.00 |
| TABLE SPOON S.STEEL SUP.QLTY. | DOZEN | 475.00 | 250.00 | 600.00 | 505.00 | 300.00 | 550.00 |
| WATER SET JUG+6 GLASSES (OMROC) | SET | 566.67 | 475.00 | 550.00 | 492.50 | 512.50 | 550.00 |
| TEA SET PAK. CHINAWARE 21 PCS. | SET | 2350.00 | 2100.00 | 2100.00 | 1500.00 | 2500.00 | 2650.00 |
| DINNER SET PLASTIC 72 PIECES SUPERIOR QLTY | SET | 8583.33 | 8000.00 | 6500.00 | 4462.50 | 4500.00 | 4750.00 |
| HOTPOT SET PLASTIC 3 PCS. | SET | 1225.00 | 1150.00 | 2000.00 | 1590.00 | 1200.00 | 1725.00 |
| BUCKET(BALTI) PLASTIC MED.SIZ | EACH | 366.67 | 300.00 | 337.50 | 465.00 | 350.00 | 355.00 |
| LOTA PLASTIC (MED SIZE) AVERAGE QUALITY | EACH | 55.00 | 45.00 | 55.00 | 40.00 | 50.00 | 65.00 |
| PRESURE COOKER 4 LTR. | EACH | 1366.67 | 1100.00 | 1250.00 | 1500.00 | 1375.00 | 1450.00 |
| WATER COOLER 9/10 LTR.PLASTIC *** | EACH | 533.33 | 475.00 | 850.00 | 472.50 | 650.00 | 550.00 |
| THERMOS STARVAC 1 LTR | EACH | 533.33 | 500.00 | 500.00 | 625.00 | 500.00 | 850.00 |
| BULB PHILIPS 100-WATTS | EACH | 40.00 | 40.00 | 30.00 | 30.00 | 30.00 | 40.00 |
| TUBE LIGHT PHILIPS 40 WATTS | EACH | 100.00 | 100.00 | 105.00 | 95.00 | 125.00 | 100.00 |
| ELECTRIC BLUBS "0" WATTE LOCAL | EACH | 20.00 | 20.00 | 22.50 | 20.00 | 22.50 | 20.00 |
| ELECTRIC BLUB ENERGY SAVER 14 WATTS | EACH | 180.00 | 180.00 | 165.00 | 160.00 | 170.00 | 200.00 |
| WASHING SOAP 250 GMS SPECIFY BRAND NAME | EACH | 40.00 | 40.00 | 40.00 | 37.00 | 37.50 | 27.50 |
| SURF EXCEL 400 GMS POLY BAG | EACH | 130.00 | 130.00 | 130.00 | 125.00 | 111.25 | 130.00 |
| WASHING POWDER 1000 GRM | EACH | 155.00 | 155.00 | 185.00 | 160.00 | 185.00 | 185.00 |
| WASHING POWDER (WHEEL/ BONUS) 100 GRAMS | EACH | 90.00 | 90.00 | 90.00 | 100.00 | 105.00 | 90.00 |
| CLEANSER POWDER VIM 1000 GM | PKT. | 75.00 | 75.00 | 75.00 | 75.00 | 72.50 | 75.00 |
| FINIS 500 ML | BOTTLE | 176.67 | 170.00 | 190.00 | 140.00 | 110.00 | 110.00 |
| PHNYLE TYPHONE/FINIS/CARRANITE 3 LITRES | BOTTLE | 150.00 | 170.00 | 170.00 | 137.50 | 125.00 | 130.00 |
| HARPIC | BOTTLE | 155.00 | 150.00 | 155.00 | 145.00 | 155.00 | 150.00 |
| BOOT POLISH CHERRY/KIWI 50ML | EACH | 105.00 | 105.00 | 130.00 | 100.00 | 115.00 | 100.00 |
| ROBIN BLUE (35 GRAMS) | PKT. | 60.00 | 55.00 | 45.00 | 35.00 | 28.00 | 30.00 |
| TISSU PAPER PERFUMED 100 PCS. | PKT | 113.33 | 110.00 | 110.00 | 97.50 | 102.50 | 110.00 |
| TOILET PAPER ROLL (R.PETEL) | P/ROLL | 41.67 | 40.00 | 45.00 | 35.00 | 35.00 | 40.00 |
| BOOT POLISH LIQUID CHEERY BLOSSOM KIWI 75 ML | BOTTLE | 160.00 | 135.00 | 150.00 | 120.00 | 137.50 | 117.00 |
| MATCH BOX SMALL | EACH | 2.00 | 2.00 | 3.00 | 3.00 | 1.00 | 1.00 |
| DRY CELL 1.5 VOLT(LOCAL) | EACH | 35.00 | 30.00 | 15.00 | 25.00 | 20.00 | 20.00 |
| HAND STITCHING NEEDLE M.SIZE | PACKET | 5.83 | 6.00 | 10.00 | 6.00 | 6.00 | 5.00 |
| SEWING MACHINE NEEDLE (SINGER) | EACH | 5.83 | 6.00 | 7.50 | 5.00 | 5.00 | 5.00 |
| HOUSEHOLD SERVANT FEMALE P/T | P/MNTH | 1516.67 | 1200.00 | 3000.00 | 1650.00 | 2750.00 | 3500.00 |
| MARRIAGE HALL WITH FURNITURE | P/HEAD | 225.00 | 237.50 | 150.00 | 90.00 | 100.00 | 60.00 |
| SEPTRAN TABLETS | 10TAB. | 18.33 | 20.00 | 18.00 | 19.30 | 20.00 | 20.00 |
| BRUFEN TABS 200-MG. | 10TAB. | 10.67 | 10.00 | 10.00 | 10.00 | 10.00 | 10.00 |
| PANADOL TAB. EXTRA/PLAIN | 10TAB. | 12.00 | 12.00 | 12.00 | 13.00 | 12.00 | 15.00 |
| DISPRIN TAB. | 10TAB. | 12.67 | 12.00 | 12.00 | 13.00 | 12.00 | 11.00 |
| TRISIL TAB. | 10 TAB | 10.00 | 10.00 | 10.00 | 10.00 | 10.00 | 10.00 |
| FLAGYL TAB. 200 MG. | 10TAB. | 15.00 | 10.00 | 10.00 | 10.00 | 10.00 | 10.00 |
| VENTOLIN TAB. 2MG. | 10TAB. | 10.00 | 10.00 | 10.00 | 10.00 | 9.67 | 10.00 |
| DAONIL TAB. 5 MG. | 10TAB. | 17.00 | 17.00 | 16.30 | 17.00 | 16.80 | 17.00 |

Contd.

**7.11 Intercity Consumer Prices
August, 2017**

| Description | Unit | Peshawar | Mardan | Abbott- abad | Bannu | D.I. Khan | Mingora |
|--|---------|------------|------------|-----------------|----------|------------|----------|
| ENTOX TAB. | 10TAB. | 14.00 | 15.00 | 15.00 | 10.00 | 15.00 | 10.00 |
| RENITEC TAB. 5 MG. | 10TAB. | 58.50 | 59.00 | 58.00 | 59.00 | 58.00 | 58.50 |
| CAC. 1000 TAB | BOTTLE | 124.44 | 124.44 | 124.00 | 124.00 | 124.00 | 122.00 |
| AMOXIL CAPSOLE 250 MG.S | 10CAP. | 35.00 | 35.00 | 36.00 | 36.00 | 36.00 | 36.00 |
| CALCIUM SYRUP SANDOZ | BOTTLE | 64.00 | 64.00 | 64.00 | 64.00 | 64.00 | 64.00 |
| LEDERPLEX SYRUP | BOTTLE | 52.74 | 52.00 | 53.00 | 54.00 | 52.74 | 53.00 |
| SANCOS SYRUP (50 ML.) | BOTTLE | 30.00 | 30.00 | 30.00 | 30.00 | 30.00 | 30.00 |
| PHENERGAN SYRUP 120 ML. | BOTTLE | 33.00 | 33.00 | 33.00 | 34.00 | 34.00 | 33.00 |
| CALPOL SYRUP 60 ML. | BOTTLE | 28.00 | 28.00 | 28.00 | 28.00 | 28.00 | 28.00 |
| HYDRYLIN SYRUP 120 ML. | BOTTLE | 69.00 | 69.00 | 69.00 | 69.00 | 69.00 | 65.00 |
| POLYFAX EYE OINTMENT | TUBE | 21.00 | 21.00 | 21.00 | 23.00 | 21.75 | 21.00 |
| BETNESOL EYE DROPS | BOTTLE | 33.89 | 33.89 | 34.00 | 34.00 | 33.89 | 34.00 |
| EAR DROPS (CARDISPORINE) *** | BOTTLE | 25.00 | 25.00 | 21.00 | 25.00 | 21.00 | 21.00 |
| BETNOVATE-N OINTMENT 5 GMS | TUBE | 17.00 | 16.00 | 16.00 | 16.00 | 16.00 | 16.00 |
| BURNOL CREAM 30 GRM | TUBE | 55.42 | 55.42 | 55.42 | 55.42 | 55.42 | 55.42 |
| VICKS VAPORUB/BALM | BOTTLE | 36.00 | 36.00 | 36.00 | 36.00 | 36.00 | 36.00 |
| GLYCRINE SMALL BOTTLE | BOTTLE | 26.67 | 30.00 | 35.00 | 32.00 | 18.00 | 30.00 |
| JOUHAR JOSHANDA | PKT. | 10.00 | 10.00 | 10.00 | 8.00 | 8.00 | 10.00 |
| GALXOS-D (450 GRMS) | PKT. | 157.50 | 140.00 | 151.88 | 140.00 | 142.50 | 165.00 |
| GRIPE-WATER WOODWARDS | BOTTLE | 55.00 | 55.00 | 60.00 | 55.00 | 55.00 | 60.00 |
| SANIPLAST ONE PUTTY | EACH | 2.00 | 2.00 | 2.00 | 2.00 | 1.50 | 2.00 |
| O.R.S. (NIMCOL) | PKT. | 18.00 | 18.00 | 18.00 | 17.00 | 15.00 | 15.00 |
| DETTOL (MEDIUM) | BOTTLE | 80.00 | 65.00 | 65.00 | 50.00 | 48.00 | 55.00 |
| COTTON BANDAGE 2" - 4" | EACH | 9.00 | 9.00 | 15.00 | 10.00 | 9.00 | 10.00 |
| THERMOMETER CHINA | EACH | 41.33 | 40.00 | 90.00 | 40.00 | 45.00 | 40.00 |
| DOCTOR (MBBS) CLINIC FEE | P/PAT. | 266.67 | 250.00 | 400.00 | 150.00 | 250.00 | 350.00 |
| URINE TEST (DR) CHARGES | P/TEST | 100.00 | 100.00 | 100.00 | 100.00 | 100.00 | 212.50 |
| BLOOD TEST (CP) CHARGES | P/TEST | 233.33 | 200.00 | 287.50 | 175.00 | 175.00 | 250.00 |
| SUGAR TEST (RANDOM/FASTING BOTH) CHARGES | P/TEST | 200.00 | 200.00 | 160.00 | 140.00 | 140.00 | 175.00 |
| ECG CHARGES | P/TEST | 183.33 | 150.00 | 250.00 | 250.00 | 300.00 | 200.00 |
| X-RAY (CHEST) CHARGES | P/X-RAY | 300.00 | 300.00 | 250.00 | 225.00 | 300.00 | 200.00 |
| CAR SUZUKI 800 CC (W/O. A/C) | EACH | 742000.00 | 742000.00 | 665000.00 | 0.00 | 662000.00 | 0.00 |
| CAR SUZUKI 1000 CC | EACH | 1149000.00 | 1149000.00 | 1119000.00 | 0.00 | 1097000.00 | 0.00 |
| CAR TOYOTA 1300 CC | EACH | 1794500.00 | 1794500.00 | 1975000.00 | 0.00 | 1772000.00 | 0.00 |
| CAR HONDA CIVIC | EACH | 2681500.00 | 2681500.00 | 3011000.00 | 0.00 | 0.00 | 0.00 |
| MOTORCYCLE HONDA CD-70. | EACH | 63500.00 | 63500.00 | 63500.00 | 64250.00 | 63875.00 | 63500.00 |
| MOTORCYCLE YAMAHA 100CC. | EACH | 80000.00 | 80000.00 | 79300.00 | 79000.00 | 79300.00 | 0.00 |
| MOTOR CYCLE HERO 70 CC | EACH | 44000.00 | 45000.00 | 46000.00 | 43000.00 | 45000.00 | 45500.00 |
| BICYCLE WITH TYRES & TUBES | EACH | 8500.00 | 7500.00 | 9800.00 | 9500.00 | 6825.00 | 6500.00 |
| TYRE CAR WITH TUBE GENERAL | EACH | 3576.67 | 3200.00 | 2750.00 | 4900.00 | 3500.00 | 3500.00 |
| TYRE MOTOR CYCLE WITHOUT TUBE | EACH | 1200.00 | 1020.00 | 1187.50 | 905.00 | 1050.00 | 1250.00 |
| TYRE CYCLE SPECIFY BRAND NAME | EACH | 343.33 | 350.00 | 550.00 | 540.00 | 325.00 | 500.00 |
| TYRE CAR W/O TUBE | EACH | 3451.67 | 2900.00 | 2500.00 | 4600.00 | 3600.00 | 3350.00 |
| PETROL SUPER | LITRE | 69.50 | 69.50 | 69.50 | 69.50 | 69.50 | 69.50 |
| HIGH SPEED DIESEL HSD | LITRE | 77.40 | 77.40 | 77.40 | 77.40 | 77.40 | 77.40 |
| CNG | K.G. | 84.90 | 0.00 | 0.00 | 0.00 | 0.00 | 84.90 |
| GAS CYLINDER STAND. SIZE | EACH | 1210.00 | 1210.00 | 1150.00 | 1100.00 | 1125.00 | 1042.00 |
| MOTOR CYCLE SERVICE CHARGES | EACH | 291.67 | 280.00 | 300.00 | 350.00 | 275.00 | 375.00 |
| CAR SERVICE CHARGES | EACH | 291.67 | 282.50 | 400.00 | 0.00 | 400.00 | 300.00 |
| TYRE PUNCTURE CHARGES | EACH | 62.50 | 50.00 | 75.00 | 80.00 | 50.00 | 55.00 |
| CYCLE OVERHAULING CHARGES | EACH | 341.67 | 325.00 | 400.00 | 600.00 | 300.00 | 300.00 |
| CAR TAX FOR 800CC TO 1300CC | YEARLY | 1075.00 | 1075.00 | 1075.00 | 1075.00 | 1075.00 | 1075.00 |
| TRAIN FARE ECO. 1-100 KM. | P/KM. | 0.68 | 0.00 | 0.68 | 0.68 | 0.00 | 0.00 |
| TRAIN FARE ECO. 101-500 KM. | P/KM. | 0.98 | 0.00 | 0.98 | 0.98 | 0.00 | 0.00 |
| TRAIN FARE ECO. > 500 KM. | P/KM. | 0.89 | 0.00 | 0.89 | 0.89 | 0.00 | 0.00 |
| TRAIN FARE IST SLP. 1-100KM | P/KM. | 2.10 | 0.00 | 2.10 | 2.10 | 0.00 | 0.00 |
| TRAIN FARE IST SLP.101-500 KM | P/KM. | 2.59 | 0.00 | 2.59 | 2.59 | 0.00 | 0.00 |
| TRAIN FARE IST SLP. > 500 KM | P/KM. | 1.99 | 0.00 | 1.99 | 1.99 | 0.00 | 0.00 |
| TRAIN FARE A/C SLP. 1-100KM. | P/KM | 5.76 | 0.00 | 5.76 | 5.76 | 0.00 | 0.00 |
| TRAIN FARE A/C SLP.101-500KM | P/KM. | 4.59 | 0.00 | 4.59 | 4.59 | 0.00 | 0.00 |
| TRAIN FARE A/C SLP > 500KM. | P/KM | 4.16 | 0.00 | 4.16 | 4.16 | 0.00 | 0.00 |

Contd.

**7.11 Intercity Consumer Prices
August, 2017**

| Description | Unit | Peshawar | Mardan | Abbott- abad | Bannu | D.I. Khan | Mingora |
|--|--------|----------|----------|-----------------|----------|-----------|----------|
| PLATEFORM TICKET | EACH | 10.00 | 0.00 | 10.00 | 10.00 | 0.00 | 0.00 |
| AUTO RICKSHAW FARES | KM/MIN | 51.67 | 60.00 | 50.00 | 45.00 | 50.00 | 50.00 |
| FULL TONGA CHARGES | KM/MIN | 60.00 | 60.00 | 60.00 | 50.00 | 0.00 | 0.00 |
| TAXI 4 SEATER FARE | KM/MIN | 100.00 | 100.00 | 150.00 | 40.00 | 150.00 | 75.00 |
| BUS FARE MIN (WITHIN CITY) | TICKET | 10.00 | 10.00 | 10.00 | 10.00 | 0.00 | 0.00 |
| BUS FARE MAX (WITHIN CIT | TICKET | 20.00 | 19.00 | 10.00 | 20.00 | 0.00 | 0.00 |
| BUS FARE OUTSIDE CITY | P/KM. | 0.79 | 0.79 | 0.79 | 0.79 | 0.79 | 0.79 |
| A/C BUS FARE OUTSIDE CITY | P/KM. | 0.90 | 0.90 | 0.90 | 0.90 | 0.90 | 0.90 |
| MINIBUS FARE MIN.WITH IN CITY | TICKET | 10.00 | 0.00 | 0.00 | 0.00 | 0.00 | 0.00 |
| MINIBUS FARE MAX.WITH IN CITY | TICKET | 20.00 | 0.00 | 0.00 | 0.00 | 0.00 | 0.00 |
| SUZUKI FARE MIN.WITH IN CITY | TICKET | 10.00 | 10.00 | 10.00 | 0.00 | 10.00 | 10.00 |
| SUZUKI FARE MAXIMUM W.IN CITY | TICKET | 20.00 | 20.00 | 13.00 | 0.00 | 15.00 | 15.00 |
| AIR FARE ECONOMY CLASS. | P/KM. | 19.26 | 0.00 | 0.00 | 0.00 | 0.00 | 0.00 |
| POSTAL ENVELOPE DOMESTIC | EACH | 8.00 | 8.00 | 8.00 | 8.00 | 8.00 | 8.00 |
| ENVELOPE FOR SAUDI ARABIA | EACH | 50.00 | 50.00 | 50.00 | 50.00 | 50.00 | 50.00 |
| POSTAL REGISTRATION CHARGES | EACH | 38.00 | 38.00 | 38.00 | 38.00 | 28.00 | 38.00 |
| U.M.S. REG CHARGES MIN. | EACH | 58.67 | 58.00 | 59.00 | 59.00 | 60.00 | 59.00 |
| T.C.S. CH. MIN.WITH IN ZONE | EACH | 180.00 | 180.00 | 160.00 | 110.00 | 180.00 | 140.00 |
| TELEPHONE CHARGES LOCAL CALL | P/CALL | 3.94 | 3.94 | 3.94 | 3.94 | 3.94 | 3.94 |
| TEL CHARGES OUT SIDE CITY | P/CALL | 3.94 | 3.94 | 3.94 | 3.94 | 3.94 | 3.94 |
| INTERNET CHARGES | P/HOUR | 40.00 | 30.00 | 30.00 | 50.00 | 42.50 | 40.00 |
| MOBILE CELL CHARGES | P/UNIT | 2.88 | 2.88 | 4.00 | 2.88 | 2.50 | 2.50 |
| FAX CHARGES (LOCAL) | P/PAGE | 20.00 | 30.00 | 30.00 | 15.00 | 15.00 | 10.00 |
| TELEPHONE SET AV. QLTY | EACH | 1133.33 | 1250.00 | 2000.00 | 1087.50 | 1300.00 | 1200.00 |
| MOBILE SET NOKIA/SONY/ERICSON/SAMSUNG WITHOUT CAMERA | EACH | 3000.00 | 3600.00 | 2625.00 | 3000.00 | 2250.00 | 2550.00 |
| T.V. 20" COLORED WEGA H-A21. | EACH | 29000.00 | 21000.00 | 20000.00 | 24000.00 | 20000.00 | 31000.00 |
| T.V 20" COLOR CHINA/KORIA) | EACH | 8666.67 | 10000.00 | 8000.00 | 10950.00 | 9550.00 | 10000.00 |
| V.C.P. PANASONIC/LG/NAT | EACH | 4000.00 | 0.00 | 6500.00 | 6750.00 | 5000.00 | 0.00 |
| DVD/VCD PLAYER PANASONIC/LG | EACH | 3066.67 | 4000.00 | 6800.00 | 1950.00 | 5500.00 | 1850.00 |
| RADIO WITH C.PLAYER NATIONAL | EACH | 2650.00 | 2650.00 | 2500.00 | 2175.00 | 1900.00 | 1450.00 |
| PERSONNEL COMPUTER (BRANDED) | EACH | 50000.00 | 48800.00 | 42000.00 | 50000.00 | 41500.00 | 34500.00 |
| VID. CASSETTE BLK. TDK/SONY | EACH | 100.00 | 100.00 | 55.00 | 110.00 | 100.00 | 125.00 |
| COM. C.D. (TDK/IMATION) | EACH | 40.00 | 40.00 | 50.00 | 65.00 | 50.00 | 20.00 |
| TAPE RECORDER CASSETTE BLANK | EACH | 30.00 | 30.00 | 60.00 | 25.00 | 42.50 | 70.00 |
| VIDEO GAME SEGA 16 BYTE | EACH | 1250.00 | 1250.00 | 1800.00 | 1500.00 | 1475.00 | 0.00 |
| CINEMA A/C. HIGH CLASS | TICKET | 100.00 | 50.00 | 0.00 | 0.00 | 0.00 | 0.00 |
| CINEMA NON-A/C HIGH CLASS | TICKET | 100.00 | 50.00 | 30.00 | 40.00 | 50.00 | 200.00 |
| CABLE CHARGES | P/MONT | 200.00 | 300.00 | 300.00 | 250.00 | 300.00 | 200.00 |
| TV.LICENCE FEE DOMESTIC | YEARLY | 420.00 | 420.00 | 420.00 | 420.00 | 420.00 | 420.00 |
| ENGLISH BOOK CLASS V1 | EACH | 72.00 | 72.00 | 72.00 | 72.00 | 72.00 | 72.00 |
| ENGLISH BOOK CLASS IX OR X | EACH | 67.00 | 67.00 | 67.00 | 67.00 | 67.00 | 67.00 |
| ENG. BOOK IST.YR COMPLETE SET | EACH | 76.00 | 76.00 | 76.00 | 76.00 | 76.00 | 76.00 |
| ENGLISH BOOK BA/B.SC | EACH | 120.00 | 120.00 | 120.00 | 120.00 | 120.00 | 120.00 |
| URDU BOOK CLASS V (T.B.BORD) | EACH | 76.00 | 76.00 | 76.00 | 76.00 | 76.00 | 76.00 |
| URDU BOOK CLASS IX/X(T.B.B) | EACH | 57.50 | 57.50 | 57.50 | 57.50 | 57.50 | 57.50 |
| URDU BOOK IST.YEAR/INTER | EACH | 81.00 | 76.00 | 76.00 | 76.00 | 76.00 | 76.00 |
| URDU BOOK BA/B.SC | EACH | 170.00 | 160.00 | 160.00 | 160.00 | 160.00 | 160.00 |
| MATHS BOOK CALSS V (T.B.B) | EACH | 105.00 | 112.50 | 105.00 | 105.00 | 105.00 | 105.00 |
| MATHS BOOK CLASS IX OR X | EACH | 119.50 | 119.50 | 119.50 | 119.50 | 119.50 | 119.50 |
| MATHS BOOK IST.YEAR (T.B.B) | EACH | 176.00 | 176.00 | 176.00 | 176.00 | 176.00 | 176.00 |
| PAKISTAN STUDIES BOOK BA/B.SC | EACH | 120.00 | 120.00 | 120.00 | 120.00 | 120.00 | 120.00 |
| DAILY "DAWN" | P/COPY | 20.00 | 20.00 | 20.00 | 19.00 | 19.00 | 20.00 |
| DAILY "JANG" | P/COPY | 13.00 | 13.00 | 13.00 | 12.00 | 12.00 | 13.00 |
| DAILY "NAWA-E-WAQT" | P/COPY | 13.00 | 13.00 | 13.00 | 12.00 | 12.00 | 13.00 |
| WEEKLY "AKHBAR-E-JAHAN" | P/COPY | 55.00 | 55.00 | 55.00 | 55.00 | 55.00 | 55.00 |
| WEEKLY "MAG" | P/COPY | 45.00 | 45.00 | 45.00 | 45.00 | 45.00 | 45.00 |
| MONTHLY "NAUNEHAL DIGEST" | P/COPY | 35.00 | 35.00 | 35.00 | 35.00 | 35.00 | 35.00 |
| PAPER FOOLSCAPE (27"x17") | QUIRE | 20.00 | 19.00 | 35.00 | 35.00 | 47.50 | 25.00 |
| EXERCISE.BOOK LINED 80/100 PGS | EACH | 71.67 | 60.00 | 65.00 | 57.50 | 45.00 | 65.00 |
| PENCIL.GOLDFISH/DEER | EACH | 7.00 | 8.50 | 7.00 | 6.00 | 7.00 | 10.00 |
| PEN INK DOLLOR 57 ML BOTTLE | EACH | 20.00 | 20.00 | 25.00 | 20.00 | 20.00 | 20.00 |

Contd.

7.11 Intercity Consumer Prices August, 2017

| Description | Unit | Peshawar | Mardan | Abbott- abad | Bannu | D.I. Khan | Mingora |
|---|---------|----------|----------|-----------------|----------|-----------|----------|
| PHOTOSTATE PAPER 70 GM | PRT | 305.00 | 310.00 | 370.00 | 300.00 | 355.00 | 350.00 |
| BALL PEN (local) | EACH | 5.33 | 6.00 | 7.00 | 8.00 | 5.00 | 10.00 |
| FOUNTAIN PEN HERO/WINGS/CHINA | EACH | 40.00 | 60.00 | 55.00 | 35.00 | 40.00 | 50.00 |
| PRIVATE SCHOOL FEE ENGLISH MEDIUM AVERAGE STANDARD (CLASS I) | P/MONT | 2233.33 | 2200.00 | 2500.00 | 575.00 | 500.00 | 1000.00 |
| PRIVATE SCHOOL FEE ENGLISH MEDIUM AVERAGE STANDARD (CLASS V) | P/MONT | 2366.67 | 2500.00 | 3000.00 | 750.00 | 800.00 | 1500.00 |
| PRIVATE SCHOOL FEE ENGLISH MEDIUM AVERAGE STANDARD (CLASS VI) | P/MONT | 2366.67 | 2500.00 | 3500.00 | 800.00 | 1000.00 | 2000.00 |
| PRIVATE SCHOOL FEE ENGLISH MEDIUM AVERAGE STANDARD (CLASS X) | P/MONT | 2366.67 | 3000.00 | 4000.00 | 1000.00 | 1800.00 | 3000.00 |
| PRIVATE MEDICLE COLLEGE FEE MBBS (1ST YEAR) | P/MONT | 52333.33 | 0.00 | 50000.00 | 0.00 | 0.00 | 0.00 |
| PRIVATE ENGINEERING COLLEGE FEE (ISTR YEAR) | P/MONT | 15000.00 | 15000.00 | 0.00 | 0.00 | 0.00 | 0.00 |
| GOVT. COLLEGE FEE 1ST. YEAR | MONTH | 43.75 | 42.09 | 50.00 | 45.83 | 42.09 | 31.25 |
| GOVT. COLLEGE FEE 4TH. YEAR | MONTH | 50.00 | 54.79 | 50.00 | 50.00 | 54.90 | 54.90 |
| GOVT. UNIVERSITY FEE MSC. | MONTH | 1487.93 | 1487.93 | 539.58 | 1333.00 | 540.00 | 540.00 |
| GOVT. MED. COLLEGE FEE MBBS | MONTH | 641.67 | 641.66 | 641.00 | 642.00 | 641.66 | 641.70 |
| GOVT. ENGG. COLL. FEE 1 YEAR | MONTH | 595.83 | 595.83 | 0.00 | 404.17 | 595.83 | 0.00 |
| COACHING FEE FOR CLASS IX/X | P/MONT | 2500.00 | 2500.00 | 1200.00 | 825.00 | 1000.00 | 3000.00 |
| COACHING CHARGES FOR CLASS 1ST YEAR/INTER (SCIENCE) | P/MONT | 3000.00 | 3000.00 | 1100.00 | 1000.00 | 1100.00 | 6000.00 |
| COACHING CHARGES FOR CLASS 1ST YEAR/INTER (COMMERCE) | P/MONT | 3000.00 | 3000.00 | 1500.00 | 900.00 | 1000.00 | 950.00 |
| I.T. TUITION FEES | P/MONT | 8667.00 | 5000.00 | 4166.00 | 3000.00 | 2100.00 | 0.00 |
| MBA TUITION FEES | P/MONT | 7889.00 | 6000.00 | 3000.00 | 3500.00 | 2100.00 | 0.00 |
| BREAD TANDOORI ST. SIZE | EACH | 10.00 | 10.00 | 10.00 | 10.00 | 6.00 | 10.00 |
| COOKED MUTTON (AV. HOTEL) | PLATE | 183.33 | 120.00 | 150.00 | 160.00 | 140.00 | 185.00 |
| COOKED BEEF (AV. HOTEL) | PLATE | 120.00 | 100.00 | 85.00 | 105.00 | 100.00 | 130.00 |
| COOKED DAL (AV. HOTEL) | PLATE | 60.00 | 60.00 | 50.00 | 50.00 | 70.00 | 65.00 |
| CHICKEN BIRYANI FULL/DOUBLE | PLATE | 120.00 | 140.00 | 150.00 | 130.00 | 145.00 | 190.00 |
| TEA PREPARED (ORDINARY) | CUP | 15.00 | 20.00 | 20.00 | 20.00 | 15.00 | 20.00 |
| HAIRCUT CHARGES FOR MEN | P/CUT | 141.67 | 115.00 | 80.00 | 90.00 | 55.00 | 90.00 |
| BEAUTY PORL HAIR STYL CHARGE | P/STY. | 225.00 | 225.00 | 600.00 | 172.50 | 140.00 | 450.00 |
| SHAVING CHARGES | PER SHV | 76.67 | 80.00 | 50.00 | 47.50 | 32.50 | 55.00 |
| LIPSTICK S.MISS/MEDORA | EACH | 110.00 | 120.00 | 115.00 | 120.00 | 100.00 | 60.00 |
| NAIL POLISH S.MISS/MEDORA | EACH | 100.00 | 100.00 | 105.00 | 120.00 | 100.00 | 85.00 |
| PERFUME MED.SIZE MEDORA/BROACH | EACH | 200.00 | 200.00 | 140.00 | 170.00 | 180.00 | 216.67 |
| HAIR-OIL AMLA/CHAMBELI | BOTTLE | 120.00 | 130.00 | 120.00 | 190.00 | 92.50 | 215.00 |
| TOILET SOAP LUX 95 GRAMS | EACH | 45.33 | 48.00 | 40.00 | 44.00 | 39.00 | 52.00 |
| TOILET SOAP LIFEBOUY 140 GRM | EACH | 42.00 | 42.00 | 50.00 | 49.00 | 48.00 | 47.00 |
| TOILET SOAP SAFEGUARD BATH SIZE | EACH | 50.00 | 50.00 | 50.00 | 50.00 | 50.00 | 48.00 |
| TOOTHPASTE MACKLINES 70 GRM | EACH | 50.00 | 50.00 | 50.00 | 50.00 | 50.00 | 50.00 |
| TOOTHPAST MED SIZE CLGATE 70 GMS | EACH | 75.00 | 75.00 | 70.00 | 70.00 | 60.00 | 75.00 |
| TOOTHBRUSH SHEILD A/PLAUQUE | EACH | 41.67 | 40.00 | 45.00 | 32.50 | 37.50 | 40.00 |
| TOOTHPOWDER DENTONIC 90 GRM | EACH | 32.00 | 35.00 | 35.00 | 30.00 | 25.00 | 28.00 |
| HAIR-COLOUR BEGIN (6 GMS) | EACH | 110.00 | 105.00 | 110.00 | 95.00 | 95.00 | 105.00 |
| HAIR COLOUR (KALAKOLA) | BOTTLE | 130.00 | 130.00 | 130.00 | 120.00 | 125.00 | 140.00 |
| FACECREAM PONDS (MEDIUM) | EACH | 120.00 | 120.00 | 120.00 | 130.00 | 120.00 | 110.00 |
| TALC POWDER VICE ROAY,B.CAT | EACH | 146.67 | 150.00 | 145.00 | 135.00 | 110.00 | 110.00 |
| BLADE TREET ORDINARY 10'S | PKT. | 30.00 | 30.00 | 45.00 | 30.00 | 30.00 | 30.00 |
| BLADE 7-O-CLOCK STAIN. 5'S | PKT. | 35.00 | 35.00 | 35.00 | 30.00 | 35.00 | 35.00 |
| SHAMPOO SUNSILK/PAINTIN 100 ML | BOTTLE | 100.00 | 100.00 | 100.00 | 100.00 | 100.00 | 100.00 |
| BEAUTY CREAM (FAIR & LOVELY) | EACH | 75.00 | 75.00 | 200.00 | 75.00 | 200.00 | 115.00 |
| HAIR REMOVING CREAM (EU-CREAM) | TUBE | 70.00 | 70.00 | 75.00 | 75.00 | 55.00 | 85.00 |
| GEL MEDIUM SIZE | BOTTLE | 120.00 | 150.00 | 150.00 | 60.00 | 150.00 | 150.00 |
| DISPOSABLE RAZOR GILLET-II | EACH | 45.00 | 50.00 | 45.00 | 35.00 | 45.00 | 50.00 |
| SHAVING CREAM TOUCH-ME/ADM. | EACH | 65.00 | 65.00 | 70.00 | 60.00 | 70.00 | 60.00 |
| GOLD TEZABI 24 CT | 10 GM. | 44500.00 | 43750.00 | 42866.00 | 44350.00 | 43724.00 | 43553.00 |
| SILVER TEZABI 24 CT | 10 GM. | 666.67 | 666.00 | 608.00 | 735.00 | 610.00 | 650.00 |
| ARTIFICIAL JEWELLARY SET | SET | 1266.67 | 950.00 | 750.00 | 1175.00 | 230.00 | 2750.00 |
| WRIST WATCH GENTS CITIZEN (ORIGINAL) *** | EACH | 4000.00 | 4000.00 | 2000.00 | 2500.00 | 2500.00 | 4000.00 |
| WRIST WATCH LADIES CITIZEN (ORIGINAL) *** | EACH | 4000.00 | 4000.00 | 1800.00 | 2500.00 | 2500.00 | 3500.00 |
| WALL CLOCK QUARTZ AV.QLTY | EACH | 1400.00 | 1500.00 | 525.00 | 637.50 | 255.00 | 850.00 |
| SUITCASE REXIN (24"x16"x6") | EACH | 733.33 | 650.00 | 1200.00 | 850.00 | 800.00 | 950.00 |
| TRUNK MEDIUM SIZE *** | EACH | 1633.33 | 1800.00 | 1200.00 | 1800.00 | 1300.00 | 950.00 |
| PURSE LADIES (LEATHER) AVERAGE QUALITY | EACH | 1233.33 | 950.00 | 1200.00 | 925.00 | 500.00 | 600.00 |

7.11 Intercity Consumer Prices August, 2017

| Description | Unit | Quetta | Turbat | Gawadar | Loralai | Khuzdar | D.M. Jamali |
|--|---------|--------|--------|---------|---------|---------|-------------|
| WHEAT | 10 KG. | 350.00 | 440.00 | 435.00 | 350.00 | 350.00 | 315.00 |
| WHEAT FLOUR FINE/SUPERIOR. | KG. | 51.00 | 52.00 | 54.00 | 42.00 | 40.00 | 38.00 |
| WHEAT FLOUR AVG. QLTY | KG. | 49.00 | 44.00 | 45.00 | 40.00 | 40.00 | 35.00 |
| WHEAT FLOUR BAG | 10 KG. | 400.00 | 435.00 | 440.00 | 355.00 | 380.00 | 355.00 |
| MAIDA | KG. | 60.00 | 76.00 | 75.00 | 65.00 | 50.00 | 50.00 |
| SUJI | KG. | 60.00 | 80.00 | 80.00 | 65.00 | 65.00 | 57.50 |
| BESAN AV. QLTY. | KG. | 140.00 | 150.00 | 147.50 | 165.00 | 120.00 | 120.00 |
| RICE BASMATI SUP. QLTY. | KG. | 160.00 | 160.00 | 160.00 | 125.00 | 100.00 | 110.00 |
| RICE BASMATI 385/386 | KG. | 95.00 | 78.00 | 92.00 | 90.00 | 90.00 | 77.50 |
| RICE BASMATI BROKEN AV.QLTY | KG. | 90.00 | 68.00 | 72.00 | 67.50 | 67.50 | 55.00 |
| RICE IRRI-6 (SINDH/PUNJAB) | KG. | 50.00 | 48.00 | 56.00 | 50.00 | 50.00 | 52.50 |
| VERMICELLI | KG. | 80.00 | 80.00 | 72.00 | 80.00 | 80.00 | 75.00 |
| BREAD PLAIN MEDIUM SIZE | EACH | 40.00 | 30.00 | 30.00 | 40.00 | 40.00 | 37.50 |
| RUSK (PAPAY) | KG. | 135.00 | 170.00 | 180.00 | 180.00 | 160.00 | 140.00 |
| BISCUITS-PACKED | PKT | 40.00 | 40.00 | 40.00 | 40.00 | 40.00 | 40.00 |
| BISCUIT-BAKERY (LOOSE) | 250 GM | 55.00 | 75.00 | 65.00 | 75.00 | 80.00 | 70.00 |
| CORNFLAKS FAUJI 225 GM. | PKT | 198.00 | 152.00 | 154.00 | 120.00 | 207.00 | 190.00 |
| SAMOSA (VEGATABLE) | EACH | 12.00 | 10.00 | 10.00 | 15.00 | 15.00 | 10.00 |
| PASTRY AV.QLTY. | EACH | 22.50 | 22.00 | 25.00 | 30.00 | 17.00 | 20.00 |
| PATTIES (VEGATABLES) | EACH | 25.00 | 25.00 | 30.00 | 30.00 | 15.00 | 30.00 |
| NIMCO | 250 GM | 45.00 | 80.00 | 100.00 | 65.00 | 80.00 | 70.00 |
| CHIPS | 250 GM | 50.00 | 80.00 | 100.00 | 60.00 | 85.00 | 65.00 |
| BEEF WITH BONE AV.QLTY. | KG | 400.00 | 440.00 | 450.00 | 320.00 | 320.00 | 260.00 |
| MUTTON AV.QLTY. | KG | 700.00 | 700.00 | 700.00 | 650.00 | 600.00 | 545.00 |
| CHICKEN FARM BROILER (LIVE) | KG | 160.00 | 245.00 | 255.00 | 180.00 | 190.00 | 140.00 |
| FISH-RAHU MEDIUM SIZE | KG | 310.00 | 370.00 | 335.00 | 245.00 | 250.00 | 275.00 |
| MILK FRESH (UNBOILED) | LTR. | 90.00 | 120.00 | 120.00 | 95.00 | 95.00 | 95.00 |
| CURD | KG. | 100.00 | 125.00 | 135.00 | 95.00 | 90.00 | 120.00 |
| MILK TETRA PACK 1/2 LTR. | PKT. | 60.00 | 64.00 | 63.50 | 65.00 | 65.00 | 50.00 |
| LACTOGEN 400 GRAMS | PKT. | 425.00 | 435.00 | 430.00 | 425.00 | 450.00 | 450.00 |
| POWDER MILK NIDO 400GM. | PKT | 389.74 | 380.00 | 370.00 | 360.00 | 370.00 | 360.00 |
| MILK POWDER LOOSE/PACKED | KG. | 400.00 | 500.00 | 505.00 | 440.00 | 750.00 | 475.00 |
| BUTTER LOCAL PACKED | 50 GM. | 24.00 | 30.00 | 30.00 | 25.00 | 30.00 | 37.50 |
| EGGS FARM | DOZ | 95.00 | 120.00 | 125.00 | 100.00 | 80.00 | 85.00 |
| MUSTARD OIL AV.QLTY. | KG. | 190.00 | 180.00 | 195.00 | 240.00 | 175.00 | 350.00 |
| COOKING OIL (DALDA) | 2.5LTR | 445.00 | 440.00 | 470.00 | 510.00 | 485.00 | 475.00 |
| COOKING OIL (PAKWAN) OTHER BRAND SPECIFY | 2.5 LTR | 415.00 | 445.00 | 480.00 | 430.00 | 455.00 | 430.00 |
| VEGETABLE GHEE TIN | 2.5KG. | 440.00 | 439.00 | 460.00 | 430.00 | 440.00 | 465.00 |
| VEGETABLE GHEE (LOOSE) | KG. | 130.00 | 160.00 | 160.00 | 150.00 | 150.00 | 155.00 |
| DATES AV.QLTY. | KG. | 200.00 | 95.00 | 110.00 | 190.00 | 150.00 | 200.00 |
| PISTACHIO AV.QLTY. | 50 GM. | 55.00 | 60.00 | 60.00 | 60.00 | 130.00 | 70.00 |
| ALMONDS WHOLE AV.QLTY. | KG. | 700.00 | 600.00 | 600.00 | 600.00 | 850.00 | 825.00 |
| COCONUT DRY AV.QLTY. | KG. | 275.00 | 320.00 | 295.00 | 277.50 | 550.00 | 325.00 |
| RAISINS AV.QLTY. | 50 GM. | 22.50 | 25.00 | 30.00 | 17.50 | 30.00 | 27.50 |
| GROUNDNUTS (WITH SHELL) | KG. | 230.00 | 160.00 | 160.00 | 210.00 | 200.00 | 250.00 |
| MALTA/MOSAMBI | DOZ | 0.00 | 0.00 | 0.00 | 0.00 | 0.00 | 0.00 |
| KINNU | DOZ | 0.00 | 0.00 | 0.00 | 0.00 | 0.00 | 0.00 |
| APPLE | KG | 110.00 | 120.00 | 130.00 | 67.50 | 100.00 | 275.00 |
| ALOO BUKHARA | KG | 100.00 | 125.00 | 120.00 | 0.00 | 80.00 | 120.00 |
| POMEGRANATE (ANNAR) | KG | 0.00 | 155.00 | 155.00 | 0.00 | 0.00 | 0.00 |
| GRAPES | KG | 110.00 | 145.00 | 145.00 | 0.00 | 0.00 | 140.00 |
| BANANAS | DOZ | 80.00 | 80.00 | 85.00 | 95.00 | 70.00 | 55.00 |
| MANGO KALMI | KG | 140.00 | 145.00 | 147.50 | 145.00 | 100.00 | 140.00 |
| GUAVA | KG | 0.00 | 85.00 | 0.00 | 0.00 | 0.00 | 0.00 |
| WATERMELON (TURBOOZ) | KG | 0.00 | 0.00 | 0.00 | 0.00 | 0.00 | 0.00 |
| MUSKMELON (KHARBOOZA) | KG | 0.00 | 0.00 | 0.00 | 0.00 | 0.00 | 0.00 |
| SWEETMELON (GARMA) | KG | 50.00 | 65.00 | 75.00 | 0.00 | 60.00 | 40.00 |
| PULSE MASOOR (WHOLE) | KG. | 120.00 | 150.00 | 150.00 | 120.00 | 140.00 | 140.00 |
| PULSE MASOOR (WASHED) | KG. | 125.00 | 150.00 | 155.00 | 140.00 | 130.00 | 145.00 |
| PULSE MOONG (WASHED) | KG. | 125.00 | 160.00 | 160.00 | 145.00 | 140.00 | 145.00 |
| PULSE MASH (WASHED) | KG. | 195.00 | 210.00 | 225.00 | 205.00 | 232.50 | 165.00 |

Contd.

7.11 Intercity Consumer Prices August, 2017

| Description | Unit | Quetta | Turbat | Gawadar | Loralai | Khuzdar | D.M. Jamali |
|--------------------------------|--------|--------|--------|---------|---------|---------|----------------|
| PULSE GRAM | KG. | 145.00 | 155.00 | 150.00 | 145.00 | 135.00 | 135.00 |
| GRAM WHOLE BLACK AV QLTY. | KG. | 155.00 | 135.00 | 140.00 | 160.00 | 180.00 | 110.00 |
| GRAM WHOLE YELLOW AV.QLTY | KG. | 220.00 | 175.00 | 177.50 | 180.00 | 220.00 | 205.00 |
| BEANS (LAL LOBIA) | KG. | 150.00 | 95.00 | 100.00 | 155.00 | 180.00 | 125.00 |
| POTATOES | KG | 35.00 | 40.00 | 40.00 | 37.50 | 40.00 | 35.00 |
| ONION | KG | 30.00 | 35.00 | 40.00 | 40.00 | 25.00 | 32.50 |
| TURNIP | KG | 0.00 | 0.00 | 0.00 | 0.00 | 0.00 | 0.00 |
| RADISH | KG | 0.00 | 0.00 | 0.00 | 0.00 | 0.00 | 0.00 |
| TOMATOES | KG | 45.00 | 65.00 | 75.00 | 40.00 | 30.00 | 45.00 |
| CABBAGE | KG | 0.00 | 0.00 | 0.00 | 0.00 | 0.00 | 0.00 |
| CAULIFLOWER | KG | 0.00 | 0.00 | 0.00 | 0.00 | 0.00 | 0.00 |
| BRINJAL | KG | 32.50 | 60.00 | 75.00 | 55.00 | 40.00 | 35.00 |
| PUMPKIN | KG | 62.50 | 40.00 | 60.00 | 0.00 | 0.00 | 55.00 |
| BOTTLEGOURD | KG | 37.50 | 45.00 | 60.00 | 57.50 | 40.00 | 35.00 |
| LADY FINGER | KG | 62.50 | 90.00 | 100.00 | 75.00 | 52.50 | 75.00 |
| PEAS | KG | 0.00 | 0.00 | 0.00 | 0.00 | 0.00 | 0.00 |
| SPINACH | KG | 0.00 | 0.00 | 0.00 | 0.00 | 0.00 | 0.00 |
| TINDA | KG | 52.50 | 65.00 | 100.00 | 45.00 | 70.00 | 45.00 |
| TURAI | KG | 57.50 | 85.00 | 80.00 | 75.00 | 60.00 | 65.00 |
| KARAILA | KG | 52.50 | 120.00 | 125.00 | 75.00 | 100.00 | 85.00 |
| ARVI | KG | 72.50 | 50.00 | 70.00 | 0.00 | 0.00 | 55.00 |
| CHILLIES GREEN | KG | 97.50 | 150.00 | 170.00 | 80.00 | 80.00 | 80.00 |
| CARROT | KG | 0.00 | 0.00 | 0.00 | 0.00 | 0.00 | 0.00 |
| COCUMBER (KHEERA) | KG | 52.50 | 82.50 | 100.00 | 80.00 | 50.00 | 60.00 |
| LEMON | 250GM | 37.50 | 75.00 | 80.00 | 75.00 | 60.00 | 25.00 |
| SUGAR REFINED | KG. | 61.00 | 72.00 | 73.00 | 65.00 | 58.00 | 52.00 |
| GUR AV.QLTY | KG. | 85.00 | 100.00 | 110.00 | 75.00 | 80.00 | 72.50 |
| HONEY LANGANESE 500 GM. | BOTTLE | 740.00 | 680.00 | 690.00 | 800.00 | 800.00 | 800.00 |
| MILO 200 GM. | BOTTLE | 200.00 | 220.00 | 215.00 | 220.00 | 220.00 | 220.00 |
| CUSTARD POWDER RAFHAN 300 GM. | PKT | 80.00 | 85.00 | 85.00 | 80.00 | 80.00 | 80.00 |
| TOFFEE (HILAL) | EACH | 1.00 | 2.00 | 2.50 | 1.00 | 1.00 | 2.00 |
| CHOWKELATE CANDY (SMALL SIZE) | EACH | 5.00 | 10.00 | 10.00 | 5.00 | 5.00 | 5.00 |
| SWEETMEAT (MIXED) | KG | 250.00 | 350.00 | 350.00 | 280.00 | 300.00 | 320.00 |
| ICE CREAM WALLS | CUP. | 40.00 | 40.00 | 45.00 | 50.00 | 40.00 | 40.00 |
| ICE | KG | 15.00 | 10.00 | 15.00 | 10.00 | 20.00 | 17.50 |
| JAM AHMED/MITCHELLES | BOTTLE | 140.00 | 160.00 | 115.00 | 130.00 | 190.00 | 147.50 |
| SQUASH-MITCHELLES | BOTTLE | 160.00 | 160.00 | 175.00 | 165.00 | 170.00 | 150.00 |
| ROOH AFZA | BOTTLE | 180.00 | 170.00 | 175.00 | 170.00 | 180.00 | 180.00 |
| JAM-E-SHIREEN | BOTTLE | 180.00 | 160.00 | 170.00 | 180.00 | 180.00 | 180.00 |
| SAUNF | 50 GM | 15.50 | 19.00 | 18.00 | 20.00 | 30.00 | 15.00 |
| CINAMON LOOSE AV. QLTY | 50 GM. | 22.50 | 30.00 | 40.00 | 50.00 | 80.00 | 22.50 |
| CUMINSEED WHITE NATIONAL | 50 GM. | 54.00 | 52.00 | 50.00 | 54.00 | 54.00 | 54.00 |
| PEPPER BLACK NATIONAL | 50 GM. | 110.00 | 80.00 | 75.00 | 110.00 | 110.00 | 110.00 |
| CLOVES LOOSE AV.QLTY | 50 GM. | 90.00 | 30.00 | 30.00 | 120.00 | 110.00 | 120.00 |
| CARDAMOM LARGE LOOSE AV.QLTY | 50 GM. | 150.00 | 150.00 | 140.00 | 120.00 | 210.00 | 105.00 |
| CARDAMOM SMALL AV.QLTY | 50 GM. | 185.00 | 75.00 | 75.00 | 100.00 | 190.00 | 120.00 |
| SALT-POWDERED (LAHORI) LOOSE | KG. | 10.00 | 15.00 | 14.00 | 10.00 | 10.00 | 10.00 |
| SALT POWDERED (NATIONAL/SHAN) | PKT | 25.00 | 30.00 | 25.00 | 25.00 | 25.00 | 25.00 |
| CHILLIES POWD.NATIONAL 200GM | PKT | 120.00 | 120.00 | 120.00 | 110.00 | 108.00 | 105.00 |
| CHILLIES POWDER LOOS | KG. | 310.00 | 450.00 | 350.00 | 320.00 | 300.00 | 265.00 |
| CORRIANDER SEED POWD.NATIONAL | PKT | 116.00 | 80.00 | 80.00 | 116.00 | 116.00 | 104.00 |
| CORRIANDER SEED (LOOSE) | KG. | 230.00 | 165.00 | 290.00 | 240.00 | 300.00 | 210.00 |
| TURMERIC POWD.NATIONAL 50GM | PKT. | 35.00 | 56.00 | 35.00 | 35.00 | 39.00 | 35.00 |
| CURRY POWD. NATIONAL 200 GM | PKT. | 87.00 | 90.00 | 100.00 | 104.00 | 104.00 | 87.00 |
| TOMATO KETCHUP AHMED/MITCHL | BOTTLE | 85.00 | 105.00 | 105.00 | 90.00 | 100.00 | 100.00 |
| PICKLES AHMED/MITCHELLES | BOTTLE | 120.00 | 120.00 | 115.00 | 130.00 | 120.00 | 110.00 |
| VINEGAR SYNTHETIC (SIRKA) | BOTTLE | 85.00 | 50.00 | 60.00 | 55.00 | 55.00 | 72.50 |
| GARLIC | KG | 220.00 | 330.00 | 320.00 | 280.00 | 230.00 | 200.00 |
| GINGER | KG | 210.00 | 175.00 | 180.00 | 280.00 | 210.00 | 230.00 |
| TAPAL DANEDAR TEA 200GM PACKET | PKT | 178.94 | 170.00 | 170.00 | 160.52 | 174.00 | 160.00 |
| TEA LIPTON YELLOW LABEL 200GM. | PKT. | 205.26 | 175.00 | 175.00 | 195.00 | 190.00 | 195.00 |

Contd.

7.11 Intercity Consumer Prices August, 2017

| Description | Unit | Quetta | Turbat | Gawadar | Loralai | Khuzdar | D.M. Jamali |
|--------------------------------------|--------|---------|---------|---------|---------|---------|-------------|
| TEA LOOSE KENYA AV.QLTY 250GM. | PKT. | 112.50 | 175.00 | 200.00 | 155.00 | 170.00 | 180.00 |
| COFFEE-NESCAFE 75 GM. ** | BOTTLE | 300.00 | 300.00 | 280.00 | 220.00 | 270.00 | 275.00 |
| COLD DRINK (STANDARD SIZ) | BOTTLE | 25.00 | 30.00 | 30.00 | 25.00 | 25.00 | 25.00 |
| FRUIT JUICE TETRA PACK | PKT. | 30.00 | 20.00 | 20.00 | 30.00 | 20.00 | 20.00 |
| MINERAL WATER NESTLE 1.5 LTR | BOTTLE | 60.00 | 50.00 | 50.00 | 50.00 | 50.00 | 50.00 |
| CIGARETTES K-2 10'S ** | PKT | 50.00 | 30.00 | 28.00 | 70.00 | 50.00 | 60.00 |
| CIGARETTES CAPSTAN 10'S ** | PKT | 50.00 | 70.00 | 60.00 | 50.00 | 50.00 | 50.00 |
| CIGARETTES GOLD LEAF 20'S | PKT | 140.00 | 140.00 | 140.00 | 140.00 | 140.00 | 140.00 |
| CIGARETTES MORVEN GOLD 20'S | PKT | 50.00 | 70.00 | 70.00 | 80.00 | 50.00 | 75.00 |
| BETEL LEAVES | 50GM. | 40.00 | 40.00 | 45.00 | 35.00 | 70.00 | 55.00 |
| BETEL NUTS | KG. | 235.00 | 240.00 | 240.00 | 300.00 | 350.00 | 200.00 |
| LONG CLOTH 57" GUL AHMED/AL-KARAM | METER | 210.00 | 200.00 | 185.00 | 290.00 | 275.00 | 225.00 |
| SHIRTING AV.QLTY. | METER | 150.00 | 150.00 | 160.00 | 155.00 | 200.00 | 155.00 |
| PANT CLOTH W & WEAR AV.QLTY | METER | 300.00 | 270.00 | 300.00 | 370.00 | 200.00 | 200.00 |
| LAWN PRINTED GUL AHMED/AL-KARAM | METER | 200.00 | 200.00 | 180.00 | 255.00 | 245.00 | 205.00 |
| GEORGETTE AV.QLTY | METER | 105.00 | 90.00 | 80.00 | 145.00 | 130.00 | 70.00 |
| LINEN AV.QLTY *** | METER | 100.00 | 70.00 | 75.00 | 140.00 | 160.00 | 100.00 |
| HEAVY WT SUITING LAWERNCPUR AVG QLTY | METER | 1100.00 | 1100.00 | 1100.00 | 1000.00 | 1100.00 | 900.00 |
| HEAVY WT SUITING LAWERNCPUR SUP QLTY | METER | 1300.00 | 1300.00 | 1300.00 | 1500.00 | 1300.00 | 1300.00 |
| TROPICAL SUITING LAW.PUR | METER | 950.00 | 950.00 | 950.00 | 1000.00 | 950.00 | 950.00 |
| PANT BOY 24"/26" LENGTH. | EACH | 375.00 | 400.00 | 360.00 | 500.00 | 1100.00 | 325.00 |
| SHIRT BOY 24"/26" LENGTH | EACH | 275.00 | 350.00 | 340.00 | 300.00 | 950.00 | 325.00 |
| SCHOOL UNI. PANT,SHIRT BOYS | SUIT | 900.00 | 1200.00 | 900.00 | 625.00 | 1150.00 | 485.00 |
| SCHOOL UNI. KAMEEZ,SHAL.BOYS | SUIT | 1200.00 | 1000.00 | 900.00 | 590.00 | 1150.00 | 500.00 |
| SCHOOL UNI. KAMEEZ,SHAL.GIRL | SUIT | 1300.00 | 1000.00 | 1000.00 | 600.00 | 1150.00 | 600.00 |
| FROCK W/WEAR GIRLS | EACH | 450.00 | 300.00 | 350.00 | 600.00 | 1100.00 | 550.00 |
| AWAMI-SUIT W & W(BOY) 24"/26 | SUIT | 475.00 | 1000.00 | 850.00 | 687.50 | 687.50 | 550.00 |
| AWAMI-SUIT W&W (GENTS)AV.QLTY | SUIT | 675.00 | 900.00 | 850.00 | 875.00 | 875.00 | 1100.00 |
| PULLOVER GENTS OXFORD/BON. | EACH | 3250.00 | 2000.00 | 2000.00 | 2800.00 | 2000.00 | 2250.00 |
| PULLOVER LADIES OXFORD/BON. | EACH | 3350.00 | 2150.00 | 2175.00 | 3000.00 | 2750.00 | 2000.00 |
| PULLOVER (GENTS) OTHERS A.QTY | EACH | 725.00 | 600.00 | 575.00 | 1350.00 | 950.00 | 1800.00 |
| SECOND-HAND COAT FOR MEN | EACH | 300.00 | 250.00 | 250.00 | 200.00 | 250.00 | 325.00 |
| SECONDHAND SWEETER FOR MEN DUP QLTY | EACH | 350.00 | 200.00 | 200.00 | 350.00 | 220.00 | 200.00 |
| SECONDHAND WINTER JACKET | EACH | 325.00 | 275.00 | 250.00 | 170.00 | 200.00 | 275.00 |
| UNDERWEAR AV.QLTY MEDIUM SIZE | EACH | 65.00 | 100.00 | 95.00 | 120.00 | 200.00 | 65.00 |
| VEST FOR MEN AV.QLTY. | EACH | 75.00 | 130.00 | 105.00 | 107.50 | 200.00 | 130.00 |
| VEST/SHAMEEZ (WOMEN) AVG. QLTY | EACH | 105.00 | 160.00 | 170.00 | 115.00 | 250.00 | 100.00 |
| SOCKS NYLON (PAKISTANI) | PAIR | 67.50 | 120.00 | 120.00 | 75.00 | 80.00 | 70.00 |
| BRASSIER AV.QLTY. | EACH | 100.00 | 120.00 | 120.00 | 155.00 | 200.00 | 130.00 |
| BRASSIER SUP QLTY | EACH | 250.00 | 200.00 | 200.00 | 300.00 | 500.00 | 212.50 |
| DOPATTA GEORGETTE AV.QLTY. | EACH | 210.00 | 300.00 | 300.00 | 235.00 | 330.00 | 190.00 |
| DOPATTA COTTON AV GLTY | EACH | 125.00 | 245.00 | 235.00 | 190.00 | 350.00 | 140.00 |
| CHADDAR (W/WEAR) (2x2.5 MTR) | EACH | 230.00 | 300.00 | 300.00 | 312.50 | 400.00 | 525.00 |
| LUNGI/DHOTI(COTTON) AVG. QLTY | EACH | 240.00 | 265.00 | 285.00 | 450.00 | 360.00 | 275.00 |
| HANDKERCHIEF AVG. QLTY PAK | EACH | 30.00 | 50.00 | 60.00 | 45.00 | 70.00 | 45.00 |
| HANDKERCHIEF SUP. QLTY PAK | EACH | 50.00 | 65.00 | 70.00 | 95.00 | 95.00 | 65.00 |
| GLOVES AV QLTY | PAIR | 55.00 | 95.00 | 85.00 | 60.00 | 300.00 | 45.00 |
| AZARBAND COTTON AVG. QLTY | EACH | 12.50 | 20.00 | 20.00 | 13.50 | 20.00 | 47.50 |
| SEWING THREAD/REEL(ASLI PARI) | EACH | 4.00 | 7.00 | 7.00 | 7.00 | 7.00 | 5.50 |
| WASHING CHARGES PAINT & SHIRT | SUIT | 65.00 | 60.00 | 75.00 | 75.00 | 160.00 | 100.00 |
| DRY CLEANING SUIT COAT PANT | SUIT | 200.00 | 300.00 | 350.00 | 350.00 | 350.00 | 155.00 |
| WASHING CH. (KAMIZ-SHALWAR) | PAIR | 40.00 | 50.00 | 60.00 | 80.00 | 80.00 | 65.00 |
| TAILORING SHIRT | EACH | 265.00 | 250.00 | 250.00 | 300.00 | 300.00 | 275.00 |
| TAILORING CHARGES PANT (MEN) | EACH | 425.00 | 375.00 | 500.00 | 400.00 | 375.00 | 700.00 |
| TAILORING COAT-PANT SUIT | SUIT | 3250.00 | 3250.00 | 4000.00 | 3500.00 | 3250.00 | 3500.00 |
| TAILORING AWAMI-SUIT (MALE) | SUIT | 650.00 | 550.00 | 550.00 | 650.00 | 575.00 | 475.00 |
| TAILORING SUIT FEMALE | SUIT | 600.00 | 400.00 | 450.00 | 575.00 | 575.00 | 375.00 |
| GENTS SHOES PAUL BATA | PAIR | 1199.00 | 1199.00 | 1199.00 | 1199.00 | 1199.00 | 1199.00 |
| GENTS SANDAL BATA | PAIR | 699.00 | 699.00 | 699.00 | 699.00 | 699.00 | 699.00 |
| GENTS SPOUNG CHAPPAL BATA | PAIR | 179.00 | 179.00 | 179.00 | 179.00 | 179.00 | 179.00 |
| LADIES SANDAL BATA | PAIR | 499.00 | 499.00 | 499.00 | 499.00 | 499.00 | 499.00 |

Contd.

7.11 Intercity Consumer Prices August, 2017

| Description | Unit | Quetta | Turbat | Gawadar | Loralai | Khuzdar | D.M. Jamali |
|--|---------|----------|----------|----------|----------|----------|-------------|
| LADIES SPOUNG CHAPPAL BATA | PAIR | 179.00 | 179.00 | 179.00 | 179.00 | 179.00 | 179.00 |
| CHILD SHOE POWER LITE BATA | PAIR | 599.00 | 599.00 | 599.00 | 599.00 | 599.00 | 599.00 |
| GENTS SHOE, ART 1109 SERVICE | PAIR | 999.00 | 999.00 | 999.00 | 999.00 | 999.00 | 999.00 |
| NYLON JOGGER 27 SIZE 2-5 *** | PAIR | 1299.00 | 1299.00 | 1299.00 | 1299.00 | 1299.00 | 1299.00 |
| CHINA FOOT WEAR AV. QLTY (MALE) * | PAIR | 475.00 | 900.00 | 750.00 | 950.00 | 250.00 | 750.00 |
| CHINA FOOT WEAR AV. QLTY (FEMALE) * | PAIR | 300.00 | 600.00 | 600.00 | 350.00 | 250.00 | 550.00 |
| CHINA FOOT WEAR AV. QLTY (CHILDREN) * | PAIR | 285.00 | 550.00 | 600.00 | 300.00 | 250.00 | 400.00 |
| SHOE REPAIR HALF SOLE | PAIR | 90.00 | 120.00 | 150.00 | 75.00 | 90.00 | 85.00 |
| SHOES POLISH CHARGES AVERAGE SHOP | PAIR | 20.00 | 30.00 | 30.00 | 17.50 | 20.00 | 20.00 |
| HOUSE RENT (combined) | MONTH | 11779.50 | 6000.00 | 7083.33 | 4959.04 | 1997.00 | 3790.12 |
| rent 2 | pm | 11779.50 | 6000.00 | 7083.33 | 4959.04 | 1997.00 | 3790.12 |
| RENT3 | PM | 11779.50 | 6000.00 | 7083.33 | 4959.04 | 1997.00 | 3790.12 |
| RENT4 | PM | 11779.50 | 6000.00 | 7083.33 | 4959.04 | 1997.00 | 3790.12 |
| RENT5 | PM | 11779.50 | 6000.00 | 7083.33 | 4959.04 | 1997.00 | 3790.12 |
| RENT6 | PM | 11779.50 | 6000.00 | 7083.33 | 4959.04 | 1997.00 | 3790.12 |
| SYNTHETIC ENEMAL ROBIALAC BALTI 3.64 LTR. | EACH | 1650.00 | 1640.00 | 1820.00 | 1550.00 | 1800.00 | 1800.00 |
| SYNTHETIC ENEMAL ICI BALTI 3.64 LTR. | EACH | 1875.00 | 1850.00 | 2150.00 | 1650.00 | 1800.00 | 1450.00 |
| CEMENT (LOCAL) SPECIFY BRAND NAME | BAG | 560.00 | 580.00 | 560.00 | 530.00 | 570.00 | 515.00 |
| BRICKS (NEW) IST CLASS | P/1000 | 6250.00 | 0.00 | 0.00 | 8166.67 | 8500.00 | 5750.00 |
| CEMENT BLOCKS (6"x8"x12") | P/100 | 0.00 | 2200.00 | 2500.00 | 2350.00 | 1900.00 | 0.00 |
| BAJREE | 100CFT | 4250.00 | 3500.00 | 4500.00 | 2450.00 | 5000.00 | 2400.00 |
| SAND (BLACK PIT SAND) | K100CFT | 3250.00 | 3000.00 | 3300.00 | 3500.00 | 0.00 | 2400.00 |
| TIMBER SHESHAM LOG IST QUALITY | cubmt. | 55582.00 | 0.00 | 0.00 | 0.00 | 0.00 | 0.00 |
| IRON BAR (M.S. BAR) 1/2" | P/TON | 83000.00 | 78000.00 | 78000.00 | 72000.00 | 73000.00 | 71500.00 |
| CARPENTER WAGE RATE | P/DAY | 900.00 | 1050.00 | 1200.00 | 1000.00 | 1100.00 | 700.00 |
| MASON (RAJ) WAGE RATE | P/DAY | 1100.00 | 1650.00 | 1700.00 | 1250.00 | 1200.00 | 800.00 |
| UNSKILLED LABOUR WAGE RATE | P/DAY | 550.00 | 700.00 | 700.00 | 675.00 | 650.00 | 375.00 |
| PLUMBER WAGE RSTE | P/DAY | 800.00 | 1100.00 | 1200.00 | 950.00 | 1100.00 | 700.00 |
| ELECTICIAN WAGE RATE PER DAY ** | P/DAY | 750.00 | 1200.00 | 1100.00 | 800.00 | 0.00 | 600.00 |
| ELECTICIAN WAGE RATE PER POINT ** | P/PNT | 150.00 | 100.00 | 110.00 | 135.00 | 135.00 | 125.00 |
| WATER CHARGES PER HOUSE | P/MONTH | 125.00 | 150.00 | 500.00 | 0.00 | 190.00 | 300.00 |
| ELECT.CHARGES UPTO 50 UNITS | P/UNIT | 2.00 | 2.00 | 2.00 | 2.00 | 2.00 | 2.00 |
| ELECT.CHARGES 01 - 100 UNIT | P/UNIT | 6.18 | 6.18 | 6.18 | 6.18 | 6.18 | 6.18 |
| ELECT.CHARGES 101 - 300 UNIT | P/UNIT | 9.54 | 9.54 | 9.54 | 9.54 | 9.54 | 9.54 |
| ELECT.CHARGES 301 - 1000 UNIT | P/UNIT | 16.39 | 16.39 | 16.39 | 16.39 | 16.39 | 16.39 |
| ELECT.CHARGES ABOVE 1000 UNIT | P/UNIT | 18.39 | 18.39 | 18.39 | 18.39 | 18.39 | 18.39 |
| ELEC | PM | 10.50 | 10.50 | 10.50 | 10.50 | 10.50 | 10.50 |
| GAS CHRg upto 3.3719 MMBUT | MMBTU | 128.70 | 0.00 | 0.00 | 0.00 | 0.00 | 128.70 |
| GAS CHRg 3.3719 - 6.7438 MMBUT | MMBTU | 257.40 | 0.00 | 0.00 | 0.00 | 0.00 | 257.40 |
| GAS CHRg 6.7438 - 10.1157 MMBUT | MMBTU | 257.40 | 0.00 | 0.00 | 0.00 | 0.00 | 257.40 |
| GAS CHRg10.1157 - 13.4876 MMBUT | MMBTU | 702.00 | 0.00 | 0.00 | 0.00 | 0.00 | 702.00 |
| GAS | PM | 702.00 | 0.00 | 0.00 | 0.00 | 0.00 | 702.00 |
| GAS | PM | 409.50 | 0.00 | 0.00 | 0.00 | 0.00 | 409.50 |
| KEROSENE OIL | LTR | 56.00 | 90.00 | 90.00 | 110.00 | 60.00 | 95.00 |
| FIREWOOD WHOLE | 40 KG. | 650.00 | 355.00 | 425.00 | 500.00 | 500.00 | 475.00 |
| CHAIR SHESHAM WOOD WITH ARMS ** | EACH | 1150.00 | 2000.00 | 2200.00 | 1800.00 | 1700.00 | 1900.00 |
| CHAIR PLASTIC (CHAIRMAN) AVERAGE QUALITY | EACH | 550.00 | 800.00 | 850.00 | 587.50 | 1400.00 | 825.00 |
| TABLE SHESHAM WOOD (4X2X5") *** | EACH | 5500.00 | 3900.00 | 3800.00 | 4500.00 | 5500.00 | 5625.00 |
| SOFASET WOODEN WITH FOAM SEAT ** | SET | 30000.00 | 10000.00 | 12000.00 | 10000.00 | 12000.00 | 13000.00 |
| COT IRON (WITH NIWAR)AV.QLTY. | EACH | 2600.00 | 2950.00 | 2800.00 | 1900.00 | 2400.00 | 2800.00 |
| ALMIRAH (STEEL) 6'X3' 20 GUAGE | EACH | 9000.00 | 10000.00 | 10000.00 | 8000.00 | 12000.00 | 13000.00 |
| DINNING TABLE 6 CHAIRS A.QLTY | SET | 13000.00 | 24000.00 | 28000.00 | 11000.00 | 11000.00 | 17500.00 |
| SINGLE BED WITHOUT FOAM MED. | EACH | 6500.00 | 3700.00 | 3600.00 | 4400.00 | 9000.00 | 5750.00 |
| MATRESS SINGLE(4"THICK) | EACH | 3750.00 | 3500.00 | 3250.00 | 3550.00 | 4500.00 | 5750.00 |
| FARSHI DARI 12'X9' AV.QLTY | EACH | 1000.00 | 600.00 | 470.00 | 1200.00 | 2200.00 | 3000.00 |
| DARI COTTON (6'x2 1/2') AV.QL | EACH | 475.00 | 380.00 | 300.00 | 550.00 | 2500.00 | 425.00 |
| CARPET PLAIN AV. QLTY | SQFT. | 61.50 | 90.00 | 120.00 | 42.50 | 42.50 | 45.00 |
| QUILT (LIHAF) 3 KG. COTTON | EACH | 700.00 | 500.00 | 500.00 | 600.00 | 1100.00 | 675.00 |
| BLANKET (90" x 54") | EACH | 2000.00 | 2500.00 | 2700.00 | 3000.00 | 4000.00 | 5250.00 |
| BEDSHEET SINGLE BED SUP.QLTY | EACH | 900.00 | 425.00 | 450.00 | 575.00 | 1400.00 | 550.00 |
| BED SHEET DOUBLE WITH TWO PILLOW COVERS SUP QLTY | SET | 2000.00 | 600.00 | 1500.00 | 850.00 | 1500.00 | 950.00 |

Contd.

7.11 Intercity Consumer Prices August, 2017

| Description | Unit | Quetta | Turbat | Gawadar | Loralai | Khuzdar | D.M. Jamali |
|--|--------|----------|----------|----------|----------|----------|-------------|
| TOWEL(3'x2') AV. QALTY | EACH | 200.00 | 200.00 | 300.00 | 365.00 | 450.00 | 225.00 |
| CEILING FAN 48" SUPER QLTY ** | EACH | 2650.00 | 3700.00 | 3750.00 | 3000.00 | 3400.00 | 4000.00 |
| PEDESTAL FAN 22" SUPER QLTY | EACH | 3600.00 | 4000.00 | 4000.00 | 4000.00 | 4000.00 | 4500.00 |
| REFG. DAWLENCE 10 CFT. D.DOOR | EACH | 29500.00 | 40500.00 | 39500.00 | 26500.00 | 33000.00 | 37000.00 |
| D-FREEZER WAVES 8 CFT. | EACH | 33450.00 | 35000.00 | 35000.00 | 23500.00 | 36000.00 | 0.00 |
| AIRCONDITIONER 1.5 TON PEL | EACH | 45000.00 | 60000.00 | 54500.00 | 40000.00 | 51000.00 | 49500.00 |
| SPLIT AIR CONDITIONER 1.5 TON (SPECIFY BRAND NAME) | EACH | 47000.00 | 45500.00 | 46000.00 | 43500.00 | 39000.00 | 47500.00 |
| AIRCOOLER SUPER ASIA | EACH | 11500.00 | 9500.00 | 9000.00 | 10500.00 | 10500.00 | 10000.00 |
| WASHING MACHINE SINGER | EACH | 15200.00 | 14700.00 | 14700.00 | 13950.00 | 14700.00 | 14700.00 |
| SEWING MACHINE(SINGER) | EACH | 5210.00 | 5400.00 | 5300.00 | 4975.00 | 5210.00 | 5210.00 |
| GIZER LARGE SIZE 30 GALLON CAPACITY SUP QLTY | EACH | 12500.00 | 15500.00 | 15250.00 | 12000.00 | 20000.00 | 14750.00 |
| GAS BURNER DOUBLE SPFY.BRAND | EACH | 1250.00 | 1350.00 | 1200.00 | 1850.00 | 2500.00 | 1500.00 |
| ELECT. IRON PHILIPS MDL.1120 | EACH | 1150.00 | 1350.00 | 1350.00 | 1900.00 | 1900.00 | 1450.00 |
| ELECTRIC JUICER FOR APPLE | EACH | 3800.00 | 3700.00 | 3600.00 | 3433.33 | 2900.00 | 4000.00 |
| S.STEEL DEGHCHI MEDIUM SIZE *** | EACH | 500.00 | 1000.00 | 1000.00 | 500.00 | 950.00 | 575.00 |
| ALUMINIUM COOKING PAN (DEGCHI) MED SIZE | EACH | 425.00 | 750.00 | 900.00 | 400.00 | 950.00 | 500.00 |
| NON STICK COOKING PAN (DEGCHI) SUP. QLTY | EACH | 350.00 | 1050.00 | 1350.00 | 345.00 | 600.00 | 650.00 |
| FRYING PAN STEEL AVG. QLTY MED. SIZE | EACH | 260.00 | 300.00 | 290.00 | 210.00 | 800.00 | 475.00 |
| TAWA IORN (MEDIUM SIZE) AVG. QLTY | EACH | 200.00 | 300.00 | 330.00 | 225.00 | 400.00 | 300.00 |
| S.STEEL PLATE A.QLTY.(M.SIZE) | EACH | 85.00 | 95.00 | 85.00 | 47.50 | 130.00 | 65.00 |
| TABLE SPOON S.STEEL SUP.QLTY. | DOZEN | 325.00 | 285.00 | 300.00 | 355.00 | 500.00 | 420.00 |
| WATER SET JUG+6 GLASSES (OMROC) | SET | 340.00 | 600.00 | 525.00 | 830.00 | 900.00 | 525.00 |
| TEA SET PAK. CHINAWARE 21 PCS. | SET | 1450.00 | 1350.00 | 1500.00 | 2500.00 | 1500.00 | 2250.00 |
| DINNER SET PLASTIC 72 PIECES SUPERIOR QLTY | SET | 4750.00 | 3450.00 | 3000.00 | 5466.67 | 5466.67 | 4450.00 |
| HOTPOT SET PLASTIC 3 PCS. | SET | 1050.00 | 600.00 | 1200.00 | 1200.00 | 1600.00 | 1900.00 |
| BUCKET(BALTI) PLASTIC MED.SIZ | EACH | 285.00 | 380.00 | 395.00 | 275.00 | 400.00 | 275.00 |
| LOTA PLASTIC (MED SIZE) AVERAGE QUALITY | EACH | 40.00 | 60.00 | 60.00 | 50.00 | 90.00 | 60.00 |
| PRESURE COOKER 4 LTR. | EACH | 1100.00 | 1400.00 | 1600.00 | 1333.33 | 1800.00 | 1225.00 |
| WATER COOLER 9/10 LTR.PLASTIC *** | EACH | 500.00 | 700.00 | 700.00 | 540.00 | 600.00 | 950.00 |
| THERMOS STARVAC 1 LTR | EACH | 375.00 | 750.00 | 675.00 | 425.00 | 700.00 | 350.00 |
| BULB PHILIPS 100-WATTS | EACH | 30.00 | 30.00 | 30.00 | 35.00 | 35.00 | 30.00 |
| TUBE LIGHT PHILIPS 40 WATTS | EACH | 100.00 | 135.00 | 140.00 | 135.00 | 130.00 | 95.00 |
| ELECTRIC BLUBS "0" WATTE LOCAL | EACH | 20.00 | 25.00 | 20.00 | 30.00 | 25.00 | 25.00 |
| ELECTRIC BLUB ENERGY SAVER 14 WATTS | EACH | 180.00 | 120.00 | 140.00 | 180.00 | 180.00 | 180.00 |
| WASHING SOAP 250 GMS SPECIFY BRAND NAME | EACH | 30.00 | 24.00 | 25.00 | 40.00 | 40.00 | 35.00 |
| SURF EXCEL 400 GMS POLY BAG | EACH | 130.00 | 114.00 | 110.00 | 130.00 | 130.00 | 130.00 |
| WASHING POWDER 1000 GRM | EACH | 175.00 | 192.50 | 185.00 | 190.00 | 160.00 | 185.00 |
| WASHING POWDER (WHEEL/ BONUS) 100 GRAMS | EACH | 85.00 | 98.00 | 100.00 | 90.00 | 90.00 | 95.00 |
| CLEANSER POWDER VIM 1000 GM | PKT. | 72.00 | 70.00 | 80.00 | 90.00 | 80.00 | 75.00 |
| FINIS 500 ML | BOTTLE | 187.50 | 190.00 | 180.00 | 193.75 | 190.00 | 200.00 |
| PHNYLE TYPHONE/FINIS/CARRANITE 3 LITRES | BOTTLE | 120.00 | 140.00 | 140.00 | 140.00 | 190.00 | 140.00 |
| HARPIC | BOTTLE | 130.00 | 145.00 | 150.00 | 155.00 | 150.00 | 150.00 |
| BOOT POLISH CHERRY/KIWI 50ML | EACH | 105.00 | 85.00 | 98.00 | 95.00 | 100.00 | 105.00 |
| ROBIN BLUE (35 GRAMS) | PKT. | 35.00 | 25.00 | 30.00 | 55.00 | 50.00 | 25.00 |
| TISSU PAPER PERFUMED 100 PCS. | PKT | 100.00 | 100.00 | 100.00 | 130.00 | 120.00 | 110.00 |
| TOILET PAPER ROLL (R.PETEL) | P/ROLL | 40.00 | 40.00 | 40.00 | 40.00 | 40.00 | 40.00 |
| BOOT POLISH LIQUID CHEERY BLOSSOM KIWI 75 ML | BOTTLE | 125.00 | 120.00 | 120.00 | 130.00 | 130.00 | 140.00 |
| MATCH BOX SMALL | EACH | 2.00 | 2.00 | 2.00 | 2.00 | 3.00 | 2.50 |
| DRY CELL 1.5 VOLT(LOCAL) | EACH | 15.00 | 15.00 | 15.00 | 25.00 | 25.00 | 24.50 |
| HAND STITCHING NEEDLE M.SIZE | PACKET | 5.00 | 8.00 | 8.00 | 6.00 | 12.00 | 5.00 |
| SEWING MACHINE NEEDLE (SINGER) | EACH | 5.00 | 2.00 | 2.00 | 5.00 | 8.00 | 5.00 |
| HOUSEHOLD SERVANT FEMALE P/T | P/MNTH | 1350.00 | 5000.00 | 4000.00 | 1500.00 | 3500.00 | 900.00 |
| MARRIAGE HALL WITH FURNITURE | P/HEAD | 80.00 | 50.00 | 50.00 | 50.00 | 50.00 | 50.00 |
| SEPTRAN TABLETS | 10TAB. | 20.00 | 20.00 | 20.00 | 20.00 | 20.00 | 19.30 |
| BRUFEN TABS 200-MG. | 10TAB. | 10.00 | 15.00 | 15.00 | 10.00 | 13.00 | 10.00 |
| PANADOL TAB. EXTRA/PLAIN | 10TAB. | 12.00 | 15.00 | 15.00 | 12.00 | 12.00 | 12.00 |
| DISPRIN TAB. | 10TAB. | 12.00 | 15.00 | 15.00 | 13.00 | 13.00 | 12.70 |
| TRISIL TAB. | 10 TAB | 10.00 | 15.00 | 15.00 | 10.00 | 10.00 | 10.00 |
| FLAGYL TAB. 200 MG. | 10TAB. | 10.00 | 10.00 | 10.00 | 10.00 | 10.00 | 10.00 |
| VENTOLIN TAB. 2MG. | 10TAB. | 10.00 | 10.00 | 10.00 | 10.00 | 10.00 | 10.00 |
| DAONIL TAB. 5 MG. | 10TAB. | 17.00 | 20.00 | 20.00 | 17.00 | 17.00 | 17.00 |

Contd.

7.11 Intercity Consumer Prices
August, 2017

| Description | Unit | Quetta | Turbat | Gawadar | Loralai | Khuzdar | D.M. Jamali |
|--|---------|------------|----------|----------|----------|---------|-------------|
| ENTOX TAB. | 10TAB. | 15.00 | 12.00 | 12.00 | 15.00 | 10.00 | 15.00 |
| RENITEC TAB. 5 MG. | 10TAB. | 59.00 | 60.00 | 60.00 | 58.00 | 59.00 | 58.50 |
| CAC. 1000 TAB | BOTTLE | 122.00 | 122.00 | 122.00 | 122.00 | 122.00 | 124.44 |
| AMOXIL CAPSOLE 250 MG.S | 10CAP. | 36.00 | 42.00 | 40.00 | 36.00 | 36.00 | 35.70 |
| CALCIUM SYRUP SANDOZ | BOTTLE | 65.00 | 65.00 | 65.00 | 65.00 | 64.00 | 64.00 |
| LEDERPLEX SYRUP | BOTTLE | 53.00 | 50.00 | 50.00 | 53.00 | 53.00 | 52.74 |
| SANCOS SYRUP (50 ML.) | BOTTLE | 30.00 | 30.00 | 30.00 | 30.00 | 30.00 | 30.00 |
| PHENERGAN SYRUP 120 ML. | BOTTLE | 33.00 | 35.00 | 33.00 | 33.00 | 33.00 | 33.00 |
| CALPOL SYRUP 60 ML. | BOTTLE | 28.00 | 28.00 | 28.00 | 28.00 | 28.00 | 28.00 |
| HYDRYLLIN SYRUP 120 ML. | BOTTLE | 69.00 | 70.00 | 70.00 | 69.00 | 69.00 | 69.00 |
| POLYFAX EYE OINTMENT | TUBE | 21.00 | 22.00 | 25.00 | 21.00 | 21.00 | 21.50 |
| BETNESOL EYE DROPS | BOTTLE | 34.00 | 34.45 | 33.89 | 34.00 | 34.00 | 33.89 |
| EAR DROPS (CARDISPORINE) *** | BOTTLE | 23.00 | 21.00 | 21.00 | 25.00 | 21.00 | 21.42 |
| BETNOVATE-N OINTMENT 5 GMS | TUBE | 16.00 | 16.00 | 17.00 | 16.00 | 16.00 | 16.00 |
| BURNOL CREAM 30 GRM | TUBE | 55.42 | 55.42 | 55.42 | 55.42 | 55.42 | 55.42 |
| VICKS VAPORUB/BALM | BOTTLE | 36.00 | 40.00 | 40.00 | 36.00 | 36.00 | 36.00 |
| GLYCRINE SMALL BOTTLE | BOTTLE | 45.00 | 30.00 | 30.00 | 40.00 | 30.00 | 15.00 |
| JOUHAR JOSHANDA | PKT. | 10.00 | 8.50 | 8.00 | 10.00 | 10.00 | 10.00 |
| GALXOS-D (450 GRMS) | PKT. | 157.50 | 150.00 | 150.00 | 146.00 | 147.00 | 157.50 |
| GRIPE-WATER WOODWARDS | BOTTLE | 50.00 | 55.00 | 55.00 | 55.00 | 55.00 | 55.00 |
| SANIPLAST ONE PUTTY | EACH | 2.00 | 3.00 | 3.00 | 2.00 | 2.00 | 1.45 |
| O.R.S. (NIMCOL) | PKT. | 15.00 | 20.00 | 20.00 | 15.00 | 17.00 | 17.00 |
| DETTOL (MEDIUM) | BOTTLE | 65.00 | 65.00 | 65.00 | 80.00 | 65.00 | 80.00 |
| COTTON BANDAGE 2" - 4" | EACH | 10.00 | 20.00 | 20.00 | 13.00 | 30.00 | 10.00 |
| THERMOMETER CHINA | EACH | 35.00 | 50.00 | 50.00 | 35.00 | 50.00 | 40.00 |
| DOCTOR (MBBS) CLINIC FEE | P/PAT. | 200.00 | 350.00 | 500.00 | 200.00 | 250.00 | 150.00 |
| URINE TEST (DR) CHARGES | P/TEST | 80.00 | 300.00 | 300.00 | 100.00 | 100.00 | 85.00 |
| BLOOD TEST (CP) CHARGES | P/TEST | 200.00 | 350.00 | 350.00 | 200.00 | 200.00 | 225.00 |
| SUGAR TEST (RANDOM/FASTING BOTH) CHARGES | P/TEST | 175.00 | 300.00 | 300.00 | 150.00 | 150.00 | 200.00 |
| ECG CHARGES | P/TEST | 175.00 | 400.00 | 400.00 | 200.00 | 300.00 | 150.00 |
| X-RAY (CHEST) CHARGES | P/X-RAY | 300.00 | 550.00 | 650.00 | 250.00 | 250.00 | 350.00 |
| CAR SUZUKI 800 CC (W/O. A/C) | EACH | 625000.00 | 0.00 | 0.00 | 0.00 | 0.00 | 0.00 |
| CAR SUZUKI 1000 CC | EACH | 1149000.00 | 0.00 | 0.00 | 0.00 | 0.00 | 0.00 |
| CAR TOYOTA 1300 CC | EACH | 1800500.00 | 0.00 | 0.00 | 0.00 | 0.00 | 0.00 |
| CAR HONDA CIVIC | EACH | 2053000.00 | 0.00 | 0.00 | 0.00 | 0.00 | 0.00 |
| MOTORCYCLE HONDA CD-70. | EACH | 63500.00 | 68000.00 | 69000.00 | 66000.00 | 0.00 | 66500.00 |
| MOTORCYCLE YAMAHA 100CC. | EACH | 77000.00 | 79000.00 | 80000.00 | 81000.00 | 0.00 | 0.00 |
| MOTOR CYCLE HERO 70 CC | EACH | 44000.00 | 50000.00 | 0.00 | 50000.00 | 0.00 | 0.00 |
| BICYCLE WITH TYRES & TUBES | EACH | 7062.50 | 7250.00 | 6500.00 | 7500.00 | 0.00 | 7500.00 |
| TYRE CAR WITH TUBE GENERAL | EACH | 3250.00 | 4000.00 | 4000.00 | 3125.00 | 3500.00 | 3300.00 |
| TYRE MOTOR CYCLE WITHOUT TUBE | EACH | 1050.00 | 1375.00 | 1400.00 | 1125.00 | 1150.00 | 1100.00 |
| TYRE CYCLE SPECIFY BRAND NAME | EACH | 350.00 | 300.00 | 300.00 | 335.00 | 400.00 | 475.00 |
| TYRE CAR W/O TUBE | EACH | 2950.00 | 3500.00 | 3500.00 | 2350.00 | 5000.00 | 2800.00 |
| PETROL SUPER | LITRE | 69.50 | 69.50 | 69.50 | 69.50 | 69.50 | 69.50 |
| HIGH SPEED DIESEL HSD | LITRE | 77.40 | 77.40 | 77.40 | 77.40 | 77.40 | 77.40 |
| CNG | K.G. | 78.10 | 0.00 | 0.00 | 0.00 | 0.00 | 79.90 |
| GAS CYLINDER STAND. SIZE | EACH | 1150.00 | 825.00 | 880.00 | 1100.00 | 1012.50 | 1700.00 |
| MOTOR CYCLE SERVICE CHARGES | EACH | 275.00 | 200.00 | 250.00 | 200.00 | 400.00 | 200.00 |
| CAR SERVICE CHARGES | EACH | 450.00 | 350.00 | 500.00 | 375.00 | 500.00 | 300.00 |
| TYRE PUNCTURE CHARGES | EACH | 45.00 | 100.00 | 85.00 | 50.00 | 92.50 | 65.00 |
| CYCLE OVERHAULING CHARGES | EACH | 190.00 | 150.00 | 275.00 | 240.00 | 300.00 | 100.00 |
| CAR TAX FOR 800CC TO 1300CC | YEARLY | 400.00 | 400.00 | 400.00 | 400.00 | 400.00 | 400.00 |
| TRAIN FARE ECO. 1-100 KM. | P/KM. | 0.68 | 0.68 | 0.68 | 0.00 | 0.00 | 0.68 |
| TRAIN FARE ECO. 101-500 KM. | P/KM. | 0.98 | 0.00 | 0.98 | 0.00 | 0.00 | 0.98 |
| TRAIN FARE ECO. > 500 KM. | P/KM. | 0.89 | 0.89 | 0.89 | 0.00 | 0.00 | 0.89 |
| TRAIN FARE IST SLP. 1-100KM | P/KM. | 2.10 | 2.10 | 2.10 | 0.00 | 0.00 | 2.10 |
| TRAIN FARE IST SLP.101-500 KM | P/KM. | 2.59 | 2.59 | 2.59 | 0.00 | 0.00 | 2.59 |
| TRAIN FARE IST SLP. > 500 KM | P/KM. | 1.99 | 1.99 | 1.99 | 0.00 | 0.00 | 1.99 |
| TRAIN FARE A/C SLP. 1-100KM. | P/KM | 5.76 | 5.76 | 5.76 | 0.00 | 0.00 | 5.76 |
| TRAIN FARE A/C SLP.101-500KM | P/KM. | 4.59 | 4.59 | 4.59 | 0.00 | 0.00 | 4.59 |
| TRAIN FARE A/C SLP > 500KM. | P/KM | 4.16 | 4.16 | 4.16 | 0.00 | 0.00 | 4.16 |

Contd.

7.11 Intercity Consumer Prices August, 2017

| Description | Unit | Quetta | Turbat | Gawadar | Loralai | Khuzdar | D.M. Jamali |
|--|--------|----------|----------|----------|----------|----------|-------------|
| PLATEFORM TICKET | EACH | 10.00 | 5.00 | 10.00 | 0.00 | 0.00 | 10.00 |
| AUTO RICKSHAW FARES | KM/MIN | 65.00 | 40.00 | 55.00 | 65.00 | 65.00 | 50.00 |
| FULL TONGA CHARGES | KM/MIN | 80.00 | 0.00 | 0.00 | 50.00 | 0.00 | 0.00 |
| TAXI 4 SEATER FARE | KM/MIN | 60.00 | 50.00 | 60.00 | 60.00 | 60.00 | 60.00 |
| BUS FARE MIN (WITHIN CITY) | TICKET | 20.00 | 0.00 | 0.00 | 0.00 | 0.00 | 0.00 |
| BUS FARE MAX (WITHIN CIT | TICKET | 18.00 | 0.00 | 0.00 | 0.00 | 0.00 | 0.00 |
| BUS FARE OUTSIDE CITY | P/KM. | 0.90 | 0.90 | 0.90 | 0.90 | 0.90 | 0.90 |
| A/C BUS FARE OUTSIDE CITY | P/KM. | 1.32 | 1.32 | 1.32 | 1.32 | 1.32 | 1.32 |
| MINIBUS FARE MIN.WITH IN CITY | TICKET | 20.00 | 0.00 | 35.00 | 0.00 | 0.00 | 0.00 |
| MINIBUS FARE MAX.WITH IN CITY | TICKET | 20.00 | 0.00 | 0.00 | 0.00 | 0.00 | 0.00 |
| SUZUKI FARE MIN.WITH IN CITY | TICKET | 0.00 | 10.00 | 10.00 | 0.00 | 15.00 | 0.00 |
| SUZUKI FARE MAXIMUM W.IN CITY | TICKET | 0.00 | 30.00 | 40.00 | 0.00 | 30.00 | 0.00 |
| AIR FARE ECONOMY CLASS. | P/KM. | 19.26 | 19.26 | 19.26 | 0.00 | 19.26 | 0.00 |
| POSTAL ENVELOPE DOMESTIC | EACH | 8.00 | 8.00 | 8.00 | 8.00 | 8.00 | 8.00 |
| ENVELOPE FOR SAUDI ARABIA | EACH | 50.00 | 50.00 | 50.00 | 50.00 | 50.00 | 50.00 |
| POSTAL REGISTRATION CHARGES | EACH | 28.00 | 38.00 | 38.00 | 38.00 | 38.00 | 38.00 |
| U.M.S. REG CHARGES MIN. | EACH | 59.00 | 60.00 | 60.00 | 59.00 | 59.00 | 60.00 |
| T.C.S. CH. MIN.WITH IN ZONE | EACH | 110.00 | 150.00 | 150.00 | 220.00 | 160.00 | 150.00 |
| TELEPHONE CHARGES LOCAL CALL | P/CALL | 3.94 | 3.94 | 3.94 | 3.94 | 3.94 | 3.94 |
| TEL CHARGES OUT SIDE CITY | P/CALL | 3.94 | 3.94 | 3.94 | 3.94 | 3.94 | 3.94 |
| INTERNET CHARGES | P/HOUR | 25.00 | 30.00 | 30.00 | 50.00 | 50.00 | 30.00 |
| MOBILE CELL CHARGES | P/UNIT | 3.00 | 3.00 | 3.00 | 3.15 | 4.00 | 3.00 |
| FAX CHARGES (LOCAL) | P/PAGE | 15.00 | 30.00 | 25.00 | 20.00 | 20.00 | 15.00 |
| TELEPHONE SET AV. QLTY | EACH | 575.00 | 850.00 | 800.00 | 1450.00 | 2000.00 | 850.00 |
| MOBILE SET NOKIA/SONY/ERICSON/SAMSUNG WITHOUT CAMERA | EACH | 3000.00 | 2100.00 | 2100.00 | 2775.00 | 2500.00 | 3750.00 |
| T.V. 20" COLORED WEGA H-A21. | EACH | 18000.00 | 12000.00 | 11000.00 | 18000.00 | 17500.00 | 20000.00 |
| T.V 20" COLOR CHINA/KORIA) | EACH | 13000.00 | 7000.00 | 8000.00 | 12000.00 | 8500.00 | 16500.00 |
| V.C.P. PANASONIC/LG/NAT | EACH | 6900.00 | 4500.00 | 0.00 | 6000.00 | 0.00 | 6500.00 |
| DVD/VCD PLAYER PANASONIC/LG | EACH | 5200.00 | 3500.00 | 0.00 | 4800.00 | 4800.00 | 4750.00 |
| RADIO WITH C.PLAYER NATIONAL | EACH | 1925.00 | 1750.00 | 2375.00 | 2000.00 | 1900.00 | 1650.00 |
| PERSONNEL COMPUTER (BRANDED) | EACH | 42000.00 | 28000.00 | 28000.00 | 32333.33 | 32333.33 | 28000.00 |
| VID. CASSETTE BLK. TDK/SONY | EACH | 155.00 | 150.00 | 150.00 | 150.00 | 0.00 | 0.00 |
| COM. C.D. (TDK/IMATION) | EACH | 72.50 | 45.00 | 40.00 | 43.33 | 50.00 | 60.00 |
| TAPE RECORDER CASSETTE BLANK | EACH | 40.00 | 40.00 | 37.50 | 35.00 | 45.00 | 30.00 |
| VIDEO GAME SEGA 16 BYTE | EACH | 1150.00 | 1000.00 | 1000.00 | 1250.00 | 1250.00 | 0.00 |
| CINEMA A/C. HIGH CLASS | TICKET | 0.00 | 0.00 | 0.00 | 0.00 | 0.00 | 0.00 |
| CINEMA NON-A/C HIGH CLASS | TICKET | 150.00 | 0.00 | 0.00 | 20.00 | 0.00 | 0.00 |
| CABLE CHARGES | P/MONT | 400.00 | 350.00 | 300.00 | 300.00 | 300.00 | 300.00 |
| TV.LICENCE FEE DOMESTIC | YEARLY | 420.00 | 420.00 | 420.00 | 420.00 | 420.00 | 420.00 |
| ENGLISH BOOK CLASS V1 | EACH | 60.00 | 60.00 | 60.00 | 60.00 | 60.00 | 60.00 |
| ENGLISH BOOK CLASS IX OR X | EACH | 59.50 | 59.50 | 59.50 | 59.50 | 59.50 | 59.50 |
| ENG. BOOK IST.YR COMPLETE SET | EACH | 65.00 | 65.00 | 65.00 | 65.00 | 65.00 | 65.00 |
| ENGLISH BOOK BA/B.SC | EACH | 175.00 | 175.00 | 175.00 | 175.00 | 175.00 | 175.00 |
| URDU BOOK CLASS V (T.B.BORD) | EACH | 73.00 | 73.00 | 73.00 | 73.00 | 73.00 | 73.00 |
| URDU BOOK CLASS IX/X(T.B.B) | EACH | 65.00 | 65.00 | 65.00 | 65.00 | 65.00 | 65.00 |
| URDU BOOK IST.YEAR/INTER | EACH | 85.00 | 85.00 | 85.00 | 85.00 | 85.00 | 85.00 |
| URDU BOOK BA/B.SC | EACH | 175.00 | 175.00 | 175.00 | 175.00 | 175.00 | 175.00 |
| MATHS BOOK CALSS V (T.B.B) | EACH | 89.00 | 89.00 | 89.00 | 89.00 | 89.00 | 89.00 |
| MATHS BOOK CLASS IX OR X | EACH | 136.00 | 136.00 | 136.00 | 136.00 | 136.00 | 136.00 |
| MATHS BOOK IST.YEAR (T.B.B) | EACH | 138.00 | 138.00 | 138.00 | 138.00 | 138.00 | 138.00 |
| PAKISTAN STUDIES BOOK BA/B.SC | EACH | 300.00 | 300.00 | 300.00 | 300.00 | 300.00 | 300.00 |
| DAILY "DAWN" | P/COPY | 20.00 | 19.00 | 19.00 | 20.00 | 20.00 | 20.00 |
| DAILY "JANG" | P/COPY | 13.00 | 12.00 | 12.00 | 13.00 | 13.00 | 13.00 |
| DAILY "NAWA-E-WAQT" | P/COPY | 13.00 | 12.00 | 12.00 | 12.00 | 12.00 | 13.00 |
| WEEKLY "AKHBAR-E-JAHAN" | P/COPY | 55.00 | 55.00 | 55.00 | 55.00 | 55.00 | 55.00 |
| WEEKLY "MAG" | P/COPY | 45.00 | 45.00 | 45.00 | 45.00 | 55.00 | 45.00 |
| MONTHLY "NAUNEHAL DIGEST" | P/COPY | 35.00 | 40.00 | 40.00 | 35.00 | 35.00 | 35.00 |
| PAPER FOOLSCAPE (27"x17") | QUIRE | 27.50 | 25.00 | 27.00 | 35.00 | 60.00 | 42.50 |
| EXERCISE.BOOK LINED 80/100 PGS | EACH | 37.50 | 40.00 | 40.00 | 60.00 | 60.00 | 27.50 |
| PENCILGOLDFISH/DEER | EACH | 6.00 | 5.00 | 6.00 | 7.00 | 10.00 | 5.00 |
| PEN INK DOLLOR 57 ML BOTTLE | EACH | 20.00 | 20.00 | 20.00 | 20.00 | 20.00 | 20.00 |

Contd.

7.11 Intercity Consumer Prices August, 2017

| Description | Unit | Quetta | Turbat | Gawadar | Loralai | Khuzdar | D.M. Jamali |
|---|---------|----------|----------|----------|----------|----------|-------------|
| PHOTOSTATE PAPER 70 GM | PRT | 355.00 | 565.00 | 575.00 | 400.00 | 450.00 | 350.00 |
| BALL PEN (local) | EACH | 10.00 | 10.00 | 10.00 | 10.00 | 10.00 | 8.50 |
| FOUNTAIN PEN HERO/WINGS/CHINA | EACH | 35.00 | 50.00 | 50.00 | 50.00 | 50.00 | 37.50 |
| PRIVATE SCHOOL FEE ENGLISH MEDIUM AVERAGE STANDARD (CLASS I) | P/MONT | 750.00 | 725.00 | 1000.00 | 600.00 | 600.00 | 475.00 |
| PRIVATE SCHOOL FEE ENGLISH MEDIUM AVERAGE STANDARD (CLASS V) | P/MONT | 1150.00 | 900.00 | 1200.00 | 750.00 | 750.00 | 550.00 |
| PRIVATE SCHOOL FEE ENGLISH MEDIUM AVERAGE STANDARD (CLASS VI) | P/MONT | 1200.00 | 1350.00 | 1800.00 | 1250.00 | 1250.00 | 700.00 |
| PRIVATE SCHOOL FEE ENGLISH MEDIUM AVERAGE STANDARD (CLASS X) | P/MONT | 1400.00 | 1900.00 | 2000.00 | 1250.00 | 1250.00 | 950.00 |
| PRIVATE MEDICLE COLLEGE FEE MBBS (1ST YEAR) | P/MONT | 29166.66 | 0.00 | 0.00 | 0.00 | 29166.66 | 0.00 |
| PRIVATE ENGINEERING COLLEGE FEE (ISTR YEAR) | P/MONT | 3380.00 | 0.00 | 0.00 | 0.00 | 3380.00 | 0.00 |
| GOVT. COLLEGE FEE 1ST. YEAR | MONTH | 16.67 | 16.67 | 16.67 | 16.67 | 16.67 | 16.67 |
| GOVT. COLLEGE FEE 4TH. YEAR | MONTH | 16.67 | 16.67 | 16.67 | 16.67 | 16.67 | 16.67 |
| GOVT. UNIVERSITY FEE MSC. | MONTH | 285.83 | 350.00 | 350.00 | 350.00 | 285.83 | 350.00 |
| GOVT. MED. COLLEGE FEE MBBS | MONTH | 1500.00 | 0.00 | 0.00 | 0.00 | 1500.00 | 0.00 |
| GOVT. ENGG. COLL. FEE I YEAR | MONTH | 1408.33 | 0.00 | 3850.00 | 0.00 | 850.00 | 850.00 |
| COACHING FEE FOR CLASS IX/X | P/MONT | 500.00 | 1500.00 | 1500.00 | 600.00 | 600.00 | 1000.00 |
| COACHING CHARGES FOR CLASS 1ST YEAR/INTER (SCIENCE) | P/MONT | 1000.00 | 0.00 | 2000.00 | 0.00 | 0.00 | 1500.00 |
| COACHING CHARGES FOR CLASS 1ST YEAR/INTER (COMMERCE) | P/MONT | 1000.00 | 0.00 | 2500.00 | 0.00 | 0.00 | 1500.00 |
| I.T. TUITION FEES | P/MONT | 3216.67 | 0.00 | 920.00 | 750.00 | 3216.67 | 0.00 |
| MBA TUITION FEES | P/MONT | 3038.33 | 0.00 | 0.00 | 833.33 | 3038.33 | 0.00 |
| BREAD TANDOORI ST. SIZE | EACH | 10.00 | 10.00 | 10.00 | 10.00 | 20.00 | 10.00 |
| COOKED MUTTON (AV. HOTEL) | PLATE | 160.00 | 135.00 | 225.00 | 290.00 | 290.00 | 115.00 |
| COOKED BEEF (AV. HOTEL) | PLATE | 90.00 | 90.00 | 190.00 | 150.00 | 180.00 | 95.00 |
| COOKED DAL (AV. HOTEL) | PLATE | 65.00 | 70.00 | 130.00 | 100.00 | 100.00 | 40.00 |
| CHICKEN BIRYANI FULL/DOUBLE | PLATE | 150.00 | 150.00 | 200.00 | 140.00 | 140.00 | 90.00 |
| TEA PREPARED (ORDINARY) | CUP | 21.00 | 20.00 | 20.00 | 22.50 | 22.50 | 20.00 |
| HAIRCUT CHARGES FOR MEN | P/CUT | 100.00 | 100.00 | 100.00 | 80.00 | 80.00 | 55.00 |
| BEAUTY PORL HAIR STYL CHARGE | P/STY. | 350.00 | 300.00 | 350.00 | 250.00 | 250.00 | 225.00 |
| SHAVING CHARGES | PER SHV | 60.00 | 50.00 | 50.00 | 60.00 | 60.00 | 35.00 |
| LIPSTICK S.MISS/MEDORA | EACH | 120.00 | 90.00 | 100.00 | 95.00 | 100.00 | 105.00 |
| NAIL POLISH S.MISS/MEDORA | EACH | 95.00 | 80.00 | 80.00 | 95.00 | 100.00 | 80.00 |
| PERFUME MED.SIZE MEDORA/BROACH | EACH | 100.00 | 100.00 | 100.00 | 120.00 | 200.00 | 200.00 |
| HAIR-OIL AMLA/CHAMBELI | BOTTLE | 100.00 | 90.00 | 85.00 | 120.00 | 130.00 | 120.00 |
| TOILET SOAP LUX 95 GRAMS | EACH | 32.00 | 35.00 | 40.00 | 50.00 | 40.00 | 41.00 |
| TOILET SOAP LIFEBOUY 140 GRM | EACH | 42.00 | 40.00 | 40.00 | 50.00 | 50.00 | 50.00 |
| TOILET SOAP SAFEGUARD BATH SIZE | EACH | 50.00 | 50.00 | 45.00 | 60.00 | 50.00 | 48.00 |
| TOOTHPASTE MACKLINES 70 GRM | EACH | 50.00 | 50.00 | 50.00 | 50.00 | 50.00 | 50.00 |
| TOOTHPAST MED SIZE CLGATE 70 GMS | EACH | 68.00 | 70.00 | 80.00 | 80.00 | 80.00 | 65.00 |
| TOOTHBRUSH SHEILD A/PLAQUE | EACH | 50.00 | 50.00 | 50.00 | 55.00 | 55.00 | 47.50 |
| TOOTHPOWDER DENTONIC 90 GRM | EACH | 35.00 | 35.00 | 35.00 | 30.00 | 30.00 | 30.00 |
| HAIR-COLOUR BEGIN (6 GMS) | EACH | 105.00 | 90.00 | 90.00 | 110.00 | 110.00 | 105.00 |
| HAIR COLOUR (KALAKOLA) | BOTTLE | 130.00 | 90.00 | 120.00 | 100.00 | 130.00 | 130.00 |
| FACECREAM POND'S (MEDIUM) | EACH | 120.00 | 100.00 | 110.00 | 120.00 | 180.00 | 120.00 |
| TALC POWDER VICE ROAY,B.CAT | EACH | 145.00 | 130.00 | 110.00 | 140.00 | 170.00 | 150.00 |
| BLADE TREET ORDINARY 10'S | PKT. | 30.00 | 30.00 | 30.00 | 40.00 | 50.00 | 30.00 |
| BLADE 7-O-CLOCK STAIN. 5'S | PKT. | 45.00 | 35.00 | 35.00 | 40.00 | 60.00 | 30.00 |
| SHAMPOO SUNSILK/PAINTIN 100 ML | BOTTLE | 110.00 | 110.00 | 110.00 | 100.00 | 115.00 | 100.00 |
| BEAUTY CREAM (FAIR & LOVELY) | EACH | 185.00 | 85.00 | 180.00 | 75.00 | 150.00 | 185.00 |
| HAIR REMOVING CREAM (EU-CREAM) | TUBE | 70.00 | 60.00 | 75.00 | 80.00 | 80.00 | 60.00 |
| GEL MEDIUM SIZE | BOTTLE | 80.00 | 60.00 | 60.00 | 120.00 | 150.00 | 120.00 |
| DISPOSABLE RAZOR GILLET-II | EACH | 45.00 | 45.00 | 50.00 | 45.00 | 50.00 | 45.00 |
| SHAVING CREAM TOUCH-ME/ADM. | EACH | 70.00 | 50.00 | 60.00 | 50.00 | 70.00 | 67.50 |
| GOLD TEZABI 24 CT | 10 GM. | 43650.00 | 48300.00 | 49500.00 | 42750.00 | 43300.00 | 43500.00 |
| SILVER TEZABI 24 CT | 10 GM. | 680.00 | 1000.00 | 1100.00 | 0.00 | 670.00 | 590.00 |
| ARTIFICIAL JEWELLARY SET | SET | 480.00 | 1100.00 | 1050.00 | 400.00 | 400.00 | 500.00 |
| WRIST WATCH GENTS CITIZEN (ORIGINAL) *** | EACH | 2550.00 | 2550.00 | 2500.00 | 2550.00 | 0.00 | 2500.00 |
| WRIST WATCH LADIES CITIZEN (ORIGINAL) *** | EACH | 2550.00 | 2500.00 | 2600.00 | 2500.00 | 2500.00 | 2500.00 |
| WALL CLOCK QUARTZ AV.QLTY | EACH | 475.00 | 450.00 | 350.00 | 533.33 | 533.33 | 500.00 |
| SUITCASE REXIN (24"x16"x6") | EACH | 1500.00 | 1000.00 | 1150.00 | 1200.00 | 2400.00 | 1000.00 |
| TRUNK MEDIUM SIZE *** | EACH | 1000.00 | 650.00 | 3000.00 | 666.67 | 2500.00 | 1200.00 |
| PURSE LADIES (LEATHER) AVERAGE QUALITY | EACH | 400.00 | 350.00 | 250.00 | 283.33 | 575.00 | 425.00 |

**7.11 Intercity Consumer Prices
August, 2017**

| | | | Value in Rupees |
|---|---------|---------|-----------------|
| Description | Unit | Average | % Change |
| FOOD & NON-ALCOHOLIC BEVERAGES | | | |
| WHEAT | 10 KG. | 323.15 | 0.19 |
| WHEAT FLOUR FINE/SUPERIOR. | KG. | 42.59 | 1.01 |
| WHEAT FLOUR AVG. QLTY | KG. | 37.32 | 0.75 |
| WHEAT FLOUR BAG | 10 KG. | 364.84 | 0.69 |
| MAIDA | KG. | 51.83 | 0.23 |
| SUJI | KG. | 53.68 | 0.71 |
| BESAN AV. QLTY. | KG. | 131.33 | 1.68 |
| RICE BASMATI SUP. QLTY. | KG. | 128.60 | -0.48 |
| RICE BASMATI 385/386 | KG. | 85.40 | -1.05 |
| RICE BASMATI BROKEN AV.QLTY | KG. | 70.37 | -2.43 |
| RICE IRRI-6 (SINDH/PUNJAB) | KG. | 48.97 | -0.35 |
| VERMICELLI | KG. | 82.63 | -0.07 |
| BREAD PLAIN MEDIUM SIZE | EACH | 41.27 | -0.39 |
| RUSK (PAPAY) | KG. | 194.73 | -0.13 |
| BISCUITS-PACKED | PKT | 37.76 | -0.32 |
| BISCUIT-BAKERY (LOOSE) | 250 GM | 80.88 | -0.16 |
| CORNFLAKS FAUJI 225 GM. | PKT | 186.07 | -0.55 |
| SAMOSA (VEGATABLE) | EACH | 13.63 | -0.44 |
| PASTRY AV.QLTY. | EACH | 26.75 | 0.00 |
| PATTIES (VEGATABLES) | EACH | 22.52 | 0.00 |
| NIMCO | 250 GM | 69.88 | -0.13 |
| CHIPS | 250 GM | 75.74 | -0.09 |
| BEEF WITH BONE AV.QLTY. | KG | 329.93 | -1.92 |
| MUTTON AV.QLTY. | KG | 674.03 | -1.80 |
| CHICKEN FARM BROILER (LIVE) | KG | 152.50 | 5.91 |
| FISH-RAHU MEDIUM SIZE | KG | 283.88 | -1.05 |
| MILK FRESH (UNBOILED) | LTR. | 82.58 | -0.10 |
| CURD | KG. | 95.85 | -0.29 |
| MILK TETRA PACK 1/2 LTR. | PKT. | 62.51 | -1.55 |
| LACTOGEN 400 GRAMS | PKT. | 439.50 | -0.25 |
| POWDER MILK NIDO 400GM. | PKT | 372.36 | -0.11 |
| MILK POWDER LOOSE/PACKED | KG. | 488.83 | 0.77 |
| BUTTER LOCAL PACKED | 50 GM. | 31.71 | -0.88 |
| EGGS FARM | DOZ | 97.39 | -2.17 |
| MUSTARD OIL AV.QLTY. | KG. | 187.64 | -0.14 |
| COOKING OIL (DALDA) | 2.5LTR | 472.07 | 0.01 |
| COOKING OIL (PAKWAN) OTHER BRAND SPECIFY | 2.5 LTR | 416.87 | 0.22 |
| VEGETABLE GHEE TIN | 2.5KG. | 463.04 | -0.39 |
| VEGETABLE GHEE (LOOSE) | KG. | 149.86 | 0.05 |
| DATES AV.QLTY. | KG. | 170.09 | 1.79 |
| PISTACHIO AV.QLTY. | 50 GM. | 102.26 | 0.00 |
| ALMONDS WHOLE AV.QLTY. | KG. | 665.78 | -0.15 |
| COCONUT DRY AV.QLTY. | KG. | 306.02 | -0.52 |
| RAISINS AV.QLTY. | 50 GM. | 21.76 | -0.05 |
| GROUNDNUTS (WITH SHELL) | KG. | 198.23 | -0.16 |
| MALTA/MOSAMBI | DOZ | 0.00 | |
| KINNU | DOZ | 0.00 | |
| APPLE | KG | 133.55 | 34.41 |
| ALOO BUKHARA | KG | 161.05 | -2.07 |
| POMEGRANATE (ANNAR) | KG | 225.52 | -100.00 |
| GRAPES | KG | 163.77 | 19.25 |
| BANANAS | DOZ | 77.39 | 20.51 |
| MANGO KALMI | KG | 138.17 | -17.54 |
| GUAVA | KG | 79.22 | -100.00 |

Contd.

7.11 Intercity Consumer Prices August, 2017

Value in Rupees

| Description | Unit | Average | % Change |
|-------------------------------|--------|---------|----------|
| WATERMELON (TURBOOZ) | KG | 0.00 | |
| MUSKMELON (KHARBOOZA) | KG | 0.00 | |
| SWEETMELON (GARMA) | KG | 62.88 | -10.78 |
| PULSE MASOOR (WHOLE) | KG. | 113.56 | 2.84 |
| PULSE MASOOR (WASHED) | KG. | 123.86 | 1.74 |
| PULSE MOONG (WASHED) | KG. | 125.41 | 1.87 |
| PULSE MASH (WASHED) | KG. | 190.27 | 2.73 |
| PULSE GRAM | KG. | 123.87 | 1.99 |
| GRAM WHOLE BLACK AV.QLTY. | KG. | 120.56 | 1.40 |
| GRAM WHOLE YELLOW AV.QLTY | KG. | 186.58 | -0.69 |
| BEANS (LAL LOBIA) | KG. | 146.11 | -0.66 |
| POTATOES | KG | 38.88 | -1.88 |
| ONION | KG | 39.48 | -25.30 |
| TURNIP | KG | 0.00 | |
| RADISH | KG | 0.00 | |
| TOMATOES | KG | 48.94 | -20.47 |
| CABBAGE | KG | 0.00 | |
| CAULIFLOWER | KG | 0.00 | |
| BRINJAL | KG | 43.85 | 3.90 |
| PUMPKIN | KG | 42.13 | -1.28 |
| BOTTLEGOURD | KG | 48.16 | 0.35 |
| LADY FINGER | KG | 66.61 | 2.07 |
| PEAS | KG | 0.00 | |
| SPINACH | KG | 0.00 | |
| TINDA | KG | 75.22 | -1.26 |
| TURAI | KG | 58.94 | -3.10 |
| KARAILA | KG | 70.44 | -6.35 |
| ARVI | KG | 52.01 | 20.80 |
| CHILLIES GREEN | KG | 78.74 | 2.40 |
| CARROT | KG | 0.00 | |
| COCUMBER (KHEERA) | KG | 64.03 | -12.35 |
| LEMON | 250GM | 40.46 | 0.62 |
| SUGAR REFINED | KG. | 60.06 | -6.48 |
| GUR AV.QLTY | KG. | 81.86 | 0.43 |
| HONEY LANGANESE 500 GM. | BOTTLE | 856.47 | -0.23 |
| MILO 200 GM. | BOTTLE | 218.45 | 0.00 |
| CUSTARD POWDER RAFHAN 300 GM. | PKT | 80.58 | 0.00 |
| TOFFEE (HILAL) | EACH | 1.44 | 0.00 |
| CHOWKELATE CANDY (SMALL SIZE) | EACH | 5.40 | 0.00 |
| SWEETMEAT (MIXED) | KG | 329.13 | -0.28 |
| ICE CREAM WALLS | CUP. | 42.68 | -0.30 |
| ICE | KG | 12.05 | 0.41 |
| JAM AHMED/MITCHELLES | BOTTLE | 137.02 | -0.23 |
| SQUASH-MITCHELLES | BOTTLE | 161.19 | -0.39 |
| ROOH AFZA | BOTTLE | 170.63 | -0.08 |
| JAM-E-SHIREEN | BOTTLE | 176.25 | -0.21 |
| SAUNF | 50 GM | 18.19 | 0.16 |
| CINAMON LOOSE AV. QLTY | 50 GM. | 27.36 | 0.48 |
| CUMINSEED WHITE NATIONAL | 50 GM. | 57.59 | -1.70 |
| PEPPER BLACK NATIONAL | 50 GM. | 105.81 | -0.24 |
| CLOVES LOOSE AV.QLTY | 50 GM. | 88.84 | 0.56 |
| CARDAMOM LARGE LOOSE AV.QLTY | 50 GM. | 132.42 | -1.16 |
| CARDAMOM SMALL AV.QLTY | 50 GM. | 114.24 | -0.07 |
| SALT-POWDERED (LAHORI) LOOSE | KG. | 11.21 | -2.85 |
| SALT POWDERED (NATIONAL/SHAN) | PKT | 24.95 | 0.00 |
| CHILLIES POWD.NATIONAL 200GM | PKT | 111.35 | -3.79 |

Contd.

**7.11 Intercity Consumer Prices
August, 2017**

| | | | Value in Rupees | |
|--------------------------------------|--------|---------|-----------------|--|
| Description | Unit | Average | % Change | |
| CHILLIES POWDER LOOS | KG. | 262.15 | 0.52 | |
| CORRIANDER SEED POWD.NATIONAL | PKT | 103.56 | -1.19 | |
| CORRIANDER SEED (LOOSE) | KG. | 241.70 | 0.78 | |
| TURMERIC POWD.NATIONAL 50GM | PKT. | 35.75 | 0.00 | |
| CURRY POWD. NATIONAL 200 GM | PKT. | 88.35 | 0.00 | |
| TOMATO KETCHUP AHMED/MITCHL | BOTTLE | 96.29 | 0.00 | |
| PICKLES AHMED/MITCHELLES | BOTTLE | 114.37 | -0.64 | |
| VINEGAR SYNTHETIC (SIRKA) | BOTTLE | 77.38 | 0.00 | |
| GARLIC | KG | 192.95 | 1.86 | |
| GINGER | KG | 185.60 | -11.34 | |
| TAPAL DANEDAR TEA 200GM PACKET | PKT | 173.68 | 0.55 | |
| TEA LIPTON YELLOW LABEL 200GM. | PKT. | 196.09 | 2.20 | |
| TEA LOOSE KENYA AV.QLTY 250GM. | PKT. | 161.27 | 0.16 | |
| COFFEE-NESCAFE 75 GM. ** | BOTTLE | 332.44 | 0.00 | |
| COLD DRINK (STANDARD SIZ) | BOTTLE | 25.17 | 0.00 | |
| FRUIT JUICE TETRA PACK | PKT. | 19.71 | 0.00 | |
| MINERAL WATER NESTLE 1.5 LTR | BOTTLE | 49.85 | 0.00 | |
| ALCOHOLIC BEVERAGES & TOBACCO | | | | |
| CIGARETTES K-2 10'S ** | PKT | 52.21 | 0.73 | |
| CIGARETTES CAPSTAN 10'S ** | PKT | 52.18 | 0.00 | |
| CIGARETTES GOLD LEAF 20'S | PKT | 136.58 | 0.00 | |
| CIGARETTES MORVEN GOLD 20'S | PKT | 54.48 | 0.00 | |
| BETEL LEAVES | 50GM. | 75.09 | 1.23 | |
| BETEL NUTS | KG. | 391.34 | 0.76 | |
| CLOTHING & FOOTWEAR | | | | |
| LONG CLOTH 57" GUL AHMED/AL-KARAM | METER | 234.65 | 0.00 | |
| SHIRTING AV.QLTY. | METER | 184.59 | -0.34 | |
| PANT CLOTH W & WEAR AV.QLTY | METER | 410.37 | 0.00 | |
| LAWN PRINTED GUL AHMED/AL-KARAM | METER | 298.35 | 0.00 | |
| GEORGETTE AV.QLTY | METER | 149.26 | 0.00 | |
| LINEN AV.QLTY *** | METER | 159.40 | 0.00 | |
| HEAVY WT SUITING LAWERNCPUR AVG QLTY | METER | 1441.67 | -0.43 | |
| HEAVY WT SUITING LAWERNCPUR SUP QLTY | METER | 1893.96 | -1.06 | |
| TROPICAL SUITING LAW.PUR | METER | 1192.73 | -1.31 | |
| PANT BOY 24"/26" LENGTH. | EACH | 539.36 | -0.05 | |
| SHIRT BOY 24"/26" LENGTH | EACH | 425.31 | -0.34 | |
| SCHOOL UNI. PANT,SHIRT BOYS | SUIT | 736.22 | -0.48 | |
| SCHOOL UNI. KAMEEZ,SHAL.BOYS | SUIT | 697.75 | -0.13 | |
| SCHOOL UNI. KAMEEZ,SHAL.GIRL | SUIT | 726.22 | -0.14 | |
| FROCK W/WEAR GIRLS | EACH | 1152.69 | -0.05 | |
| AWAMI-SUIT W & W(BOY) 24"/26 | SUIT | 1079.03 | -0.46 | |
| AWAMI-SUIT W&W (GENTS)AV.QLTY | SUIT | 1407.15 | -0.04 | |
| PULLOVER GENTS OXFORD/BON. | EACH | 2952.31 | 0.00 | |
| PULLOVER LADIES OXFORD/BON. | EACH | 2792.25 | 0.00 | |
| PULLOVER (GENTS) OTHERS A.QTY | EACH | 1007.72 | -0.02 | |
| SECOND-HAND COAT FOR MEN | EACH | 436.61 | 0.00 | |
| SECONDHAND SWEETER FOR MEN DUP QLTY | EACH | 323.32 | 0.00 | |
| SECONDHAND WINTER JACKET | EACH | 435.35 | 0.00 | |
| UNDERWEAR AV.QLTY MEDIUM SIZE | EACH | 134.79 | -0.74 | |
| VEST FOR MEN AV.QLTY. | EACH | 139.28 | 0.00 | |
| VEST/SHAMEEZ (WOMEN) AVG. QLTY | EACH | 163.41 | -1.00 | |
| SOCKS NYLON (PAKISTANI) | PAIR | 90.65 | 0.00 | |
| BRASSIER AV.QLTY. | EACH | 168.17 | -1.56 | |
| BRASSIER SUP QLTY | EACH | 386.51 | -0.36 | |
| DOPATTA GEORGETTE AV.QLTY. | EACH | 299.81 | 0.00 | |
| DOPATTA COTTON AV GLTY | EACH | 242.34 | -0.21 | |

Contd.

7.11 Intercity Consumer Prices August, 2017

| | | | Value in Rupees | |
|---|---------|----------|-----------------|--|
| Description | Unit | Average | % Change | |
| CHADDAR (W/WEAR) (2x2.5 MTR) | EACH | 466.17 | 0.00 | |
| LUNGI/DHOTI(COTTON) AVG. QLTY | EACH | 322.31 | -0.13 | |
| HANDKERCHIEF AVG. QLTY PAK | EACH | 43.49 | -0.30 | |
| HANDKERCHIEF SUP. QLTY PAK | EACH | 68.58 | -0.36 | |
| GLOVES AV QLTY | PAIR | 109.64 | 0.00 | |
| AZARBAND COTTON AVG. QLTY | EACH | 19.03 | -0.84 | |
| SEWING THREAD/REEL(ASLI PARI) | EACH | 6.90 | 0.00 | |
| WASHING CHARGES PAINT & SHIRT | SUIT | 105.45 | -0.30 | |
| DRY CLEANING SUIT COAT PANT | SUIT | 354.85 | 0.00 | |
| WASHING CH. (KAMIZ-SHALWAR) | PAIR | 75.91 | -0.33 | |
| TAILORING SHIRT | EACH | 404.82 | -0.31 | |
| TAILORING CHARGES PANT (MEN) | EACH | 699.78 | -0.34 | |
| TAILORING COAT-PANT SUIT | SUIT | 4116.27 | 0.00 | |
| TAILORING AWAMI-SUIT (MALE) | SUIT | 618.74 | -0.25 | |
| TAILORING SUIT FEMALE | SUIT | 531.76 | -0.71 | |
| GENTS SHOES PAUL BATA | PAIR | 1204.00 | 0.00 | |
| GENTS SANDAL BATA | PAIR | 699.00 | 0.00 | |
| GENTS SPOUNG CHAPPAL BATA | PAIR | 189.00 | 0.00 | |
| LADIES SANDAL BATA | PAIR | 499.00 | 0.00 | |
| LADIES SPOUNG CHAPPAL BATA | PAIR | 179.00 | 0.00 | |
| CHILD SHOE POWER LITE BATA | PAIR | 599.00 | 0.00 | |
| GENTS SHOE, ART 1109 SERVICE | PAIR | 999.00 | 0.00 | |
| NYLON JOGGER 27 SIZE 2-5 *** | PAIR | 1299.00 | 0.00 | |
| CHINA FOOT WEAR AV. QLTY (MALE) * | PAIR | 721.41 | 0.00 | |
| CHINA FOOT WEAR AV. QLTY (FEMALE) * | PAIR | 565.76 | 0.00 | |
| CHINA FOOT WEAR AV. QLTY (CHILDREN) * | PAIR | 470.21 | 0.00 | |
| SHOE REPAIR HALF SOLE | PAIR | 109.11 | 0.00 | |
| SHOES POLISH CHARGES AVERAGE SHOP | PAIR | 19.89 | -0.35 | |
| HOUSING, WATER, ELECT,GAS & OTH FUEL | | | | |
| HOUSE RENT (combined) | MONTH | 7304.71 | 0.00 | |
| rent 2 | pm | 7304.71 | 0.00 | |
| RENT3 | PM | 7304.71 | 0.00 | |
| RENT4 | PM | 7267.60 | 0.00 | |
| RENT5 | PM | 7304.71 | 0.00 | |
| RENT6 | PM | 7304.71 | 0.00 | |
| SYNTHETIC ENEMAL ROBIALAC BALTI 3.64 LTR. | EACH | 1920.98 | -0.25 | |
| SYNTHETIC ENEMAL ICI BALTI 3.64 LTR. | EACH | 1989.80 | -0.45 | |
| CEMENT (LOCAL) SPECIFY BRAND NAME | BAG | 552.80 | 0.49 | |
| BRICKS (NEW) IST CLASS | P/1000 | 7142.32 | -0.09 | |
| CEMENT BLOCKS (6"x8"x12") | P/100 | 3060.90 | -0.09 | |
| BAJREE | 100CFT | 4185.34 | 0.40 | |
| SAND (BLACK PIT SAND) | K100CFT | 2356.17 | -0.34 | |
| TIMBER SHESHAM LOG IST QUALITY | cubmt. | 58287.78 | 0.00 | |
| IRON BAR (M.S. BAR) 1/2" | P/TON | 76412.93 | -0.62 | |
| CARPANTER WAGE RATE | P/DAY | 904.17 | -1.11 | |
| MASON (RAJ) WAGE RATE | P/DAY | 1029.08 | -1.09 | |
| UNSKILLED LABOUR WAGE RATE | P/DAY | 564.98 | -0.94 | |
| PLUMBER WAGE RSTE | P/DAY | 899.69 | -1.02 | |
| ELECTICIAN WAGE RATE PER DAY ** | P/DAY | 846.89 | -2.05 | |
| ELECTICIAN WAGE RATE PER POINT ** | P/PNT | 129.11 | -0.88 | |
| WATER CHARGES PER HOUSE | P/MONTH | 131.91 | 0.00 | |
| ELECT.CHARGES UPTO 50 UNITS | P/UNIT | 2.00 | 0.00 | |
| ELECT.CHARGES 01 - 100 UNIT | P/UNIT | 6.18 | 0.00 | |
| ELECT.CHARGES 101 - 300 UNIT | P/UNIT | 9.54 | 0.00 | |
| ELECT.CHARGES 301 - 1000 UNIT | P/UNIT | 16.39 | 0.00 | |
| ELECT.CHARGES ABOVE 1000 UNIT | P/UNIT | 18.39 | 0.00 | |

Contd.

7.11 Intercity Consumer Prices August, 2017

| | | | Value in Rupees | |
|--|--------|----------|-----------------|--|
| Description | Unit | Average | % Change | |
| ELEC | PM | 10.50 | 0.00 | |
| GAS CHR9 upto 3.3719 MMBUT | MMBTU | 128.70 | 0.00 | |
| GAS CHR9 3.3719 - 6.7438 MMBUT | MMBTU | 257.40 | 0.00 | |
| GAS CHR9 6.7438 - 10.1157 MMBUT | MMBTU | 257.40 | 0.00 | |
| GAS CHR9 10.1157 - 13.4876 MMBUT | MMBTU | 702.00 | 0.00 | |
| GAS | PM | 702.00 | 0.00 | |
| GAS | PM | 409.50 | 0.00 | |
| KEROSENE OIL | LTR | 85.00 | 0.44 | |
| FIREWOOD WHOLE | 40 KG. | 543.18 | -0.29 | |
| FURNISHING HOUSE HOLD EQUIPMENTS | | | | |
| CHAIR SHESHAM WOOD WITH ARMS ** | EACH | 2213.05 | 0.00 | |
| CHAIR PLASTIC (CHAIRMAN) AVERAGE QUALITY | EACH | 818.88 | 0.00 | |
| TABLE SHESHAM WOOD (4X2X5") *** | EACH | 5917.40 | -0.42 | |
| SOFASET WOODEN WITH FOAM SEAT ** | SET | 18034.87 | -0.55 | |
| COT IRON (WITH NIWAR)AV.QLTY. | EACH | 2325.87 | -0.47 | |
| ALMIRAH (STEEL) 6'X3' 20 GUAGE | EACH | 9840.24 | -0.13 | |
| DINNING TABLE 6 CHAIRS A.QLTY | SET | 21856.17 | 0.00 | |
| SINGLE BED WITHOUT FOAM MED. | EACH | 6366.36 | -0.20 | |
| MATRESS SINGLE(4"THICK) | EACH | 5171.80 | -0.15 | |
| FARSHI DARI 12'X9' AV.QLTY | EACH | 1393.68 | -0.09 | |
| DARI COTTON (6'x2 1/2') AV.QL | EACH | 597.01 | -0.10 | |
| CARPET PLAIN AV. QLTY | SQFT. | 44.10 | 0.00 | |
| QUILT (LIHAF) 3 KG. COTTON | EACH | 967.12 | -0.04 | |
| BLANKET (90" x 54") | EACH | 3584.15 | 0.00 | |
| BEDSHEET SINGLE BED SUP.QLTY | EACH | 660.15 | 0.00 | |
| BED SHEET DOUBLE WITH TWO PILLOW COVERS SUP QLTY | SET | 1322.37 | -0.31 | |
| TOWEL(3'x2') AV. QALTY | EACH | 272.57 | -0.51 | |
| CEILING FAN 48" SUPER QLTY ** | EACH | 3281.99 | -0.72 | |
| PEDESTAL FAN 22" SUPER QLTY | EACH | 4343.58 | 0.00 | |
| REFG. DAWLENCE 10 CFT. D.DOOR | EACH | 32237.50 | -0.42 | |
| D-FREEZER WAVES 8 CFT. | EACH | 30738.03 | 0.10 | |
| AIRCONDITIONER 1.5 TON PEL | EACH | 43197.50 | 0.00 | |
| SPLIT AIR CONDITIONER 1.5 TON (SPECIFY BRAND NAME) | EACH | 45057.42 | 0.06 | |
| AIRCOOLER SUPER ASIA | EACH | 12341.25 | -0.30 | |
| WASHING MACHINE SINGER | EACH | 16130.00 | 0.00 | |
| SEWING MACHINE(SINGER) | EACH | 6652.25 | 0.00 | |
| GIZER LARGE SIZE 30 GALLON CAPACITY SUP QLTY | EACH | 18783.69 | 0.00 | |
| GAS BURNER DOUBLE SPFY.BRAND | EACH | 1893.90 | -0.53 | |
| ELECT. IRON PHILIPS MDL.1120 | EACH | 1948.75 | -0.93 | |
| ELECTRIC JUICER FOR APPLE | EACH | 5397.00 | -0.46 | |
| S.STEEL DEGHCHI MEDIUM SIZE *** | EACH | 653.49 | -0.08 | |
| ALUMINIUM COOKING PAN (DEGCHI) MED SIZE | EACH | 637.82 | -0.12 | |
| NON STICK COOKING PAN (DEGCHI) SUP. QLTY | EACH | 953.96 | -0.06 | |
| FRYING PAN STEEL AVG. QLTY MED. SIZE | EACH | 405.14 | 0.00 | |
| TAWA IORN (MEDIUM SIZE) AVG. QLTY | EACH | 325.31 | -0.23 | |
| S.STEEL PLATE A.QLTY.(M.SIZE) | EACH | 78.60 | 0.00 | |
| TABLE SPOON S.STEEL SUP.QLTY. | DOZEN | 406.92 | -0.31 | |
| WATER SET JUG+6 GLASSES (OMROC) | SET | 536.86 | -0.12 | |
| TEA SET PAK. CHINAWARE 21 PCS. | SET | 1948.50 | -1.60 | |
| DINNER SET PLASTIC 72 PIECES SUPERIOR QLTY | SET | 5682.50 | -0.42 | |
| HOTPOT SET PLASTIC 3 PCS. | SET | 1373.08 | -0.32 | |
| BUCKET(BALTI) PLASTIC MED.SIZ | EACH | 336.64 | 0.00 | |
| LOTA PLASTIC (MED SIZE) AVERAGE QUALITY | EACH | 58.46 | -0.48 | |
| PRESURE COOKER 4 LTR. | EACH | 1498.13 | -0.04 | |
| WATER COOLER 9/10 LTR.PLASTIC *** | EACH | 639.09 | 0.00 | |
| THERMOS STARVAC 1 LTR | EACH | 527.43 | -0.24 | |

Contd.

7.11 Intercity Consumer Prices August, 2017

| Description | Unit | Value in Rupees | |
|--|--------|-----------------|----------|
| | | Average | % Change |
| BULB PHILIPS 100-WATTS | EACH | 31.87 | -0.19 |
| TUBE LIGHT PHILIPS 40 WATTS | EACH | 104.63 | 0.00 |
| ELECTRIC BLUBS "0" WATTE LOCAL | EACH | 22.49 | -0.27 |
| ELECTRIC BLUB ENERGY SAVER 14 WATTS | EACH | 162.38 | 0.15 |
| WASHING SOAP 250 GMS SPECIFY BRAND NAME | EACH | 33.48 | 0.00 |
| SURF EXCEL 400 GMS POLY BAG | EACH | 121.71 | 0.00 |
| WASHING POWDER 1000 GRM | EACH | 167.69 | 0.45 |
| WASHING POWDER (WHEEL/ BONUS) 100 GRAMS | EACH | 95.09 | 0.00 |
| CLEANSER POWDER VIM 1000 GM | PKT. | 78.48 | 0.00 |
| FINIS 500 ML | BOTTLE | 199.18 | 0.00 |
| PHNYLE TYPHONE/FINIS/CARRANITE 3 LITRES | BOTTLE | 151.06 | 0.00 |
| HARPIC | BOTTLE | 152.00 | -0.33 |
| BOOT POLISH CHERRY/KIWI 50ML | EACH | 116.96 | -0.23 |
| ROBIN BLUE (35 GRAMS) | PKT. | 46.84 | -0.79 |
| TISSU PAPER PERFUMED 100 PCS. | PKT | 111.42 | 0.00 |
| TOILET PAPER ROLL (R.PETEL) | P/ROLL | 40.58 | -0.94 |
| BOOT POLISH LIQUID CHEERY BLOSSOM KIWI 75 ML | BOTTLE | 145.24 | -0.34 |
| MATCH BOX SMALL | EACH | 2.21 | 0.00 |
| DRY CELL 1.5 VOLT(LOCAL) | EACH | 24.30 | 0.00 |
| HAND STITCHING NEEDLE M.SIZE | PACKET | 8.02 | 0.00 |
| SEWING MACHINE NEEDLE (SINGER) | EACH | 6.13 | 0.00 |
| HOUSEHOLD SERVANT FEMALE P/T | P/MNTH | 2007.06 | 0.00 |
| MARRIAGE HALL WITH FURNITURE | P/HEAD | 117.82 | -0.21 |
| HEALTH | | | |
| SEPTRAN TABLETS | 10TAB. | 19.06 | -0.84 |
| BRUFEN TABS 200-MG. | 10TAB. | 10.14 | 0.00 |
| PANADOL TAB. EXTRA/PLAIN | 10TAB. | 12.24 | 0.00 |
| DISPRIN TAB. | 10TAB. | 12.72 | -0.71 |
| TRISIL TAB. | 10 TAB | 10.25 | 0.00 |
| FLAGYL TAB. 200 MG. | 10TAB. | 10.17 | 0.00 |
| VENTOLIN TAB. 2MG. | 10TAB. | 10.02 | 0.00 |
| DAONIL TAB. 5 MG. | 10TAB. | 17.11 | 0.00 |
| ENTOX TAB. | 10TAB. | 13.98 | 0.00 |
| RENITEC TAB. 5 MG. | 10TAB. | 58.65 | 0.00 |
| CAC. 1000 TAB | BOTTLE | 123.70 | -0.08 |
| AMOXIL CAPSOLE 250 MG.S | 10CAP. | 36.20 | 0.00 |
| CALCIUM SYRUP SANDOZ | BOTTLE | 64.12 | 0.00 |
| LEDERPLEX SYRUP | BOTTLE | 52.15 | -0.10 |
| SANCOS SYRUP (50 ML.) | BOTTLE | 29.75 | 0.00 |
| PHENERGAN SYRUP 120 ML. | BOTTLE | 33.23 | 0.00 |
| CALPOL SYRUP 60 ML. | BOTTLE | 28.11 | 0.00 |
| HYDRYLLIN SYRUP 120 ML. | BOTTLE | 68.95 | -0.29 |
| POLYFAX EYE OINTMENT | TUBE | 21.28 | 0.00 |
| BETNESOL EYE DROPS | BOTTLE | 33.88 | 0.00 |
| EAR DROPS (CARDISPORINE) *** | BOTTLE | 22.28 | 0.00 |
| BETNOVATE-N OINTMENT 5 GMS | TUBE | 16.29 | 0.00 |
| BURNOL CREAM 30 GRM | TUBE | 55.42 | 0.00 |
| VICKS VAPORUB/BALM | BOTTLE | 36.20 | 0.00 |
| GLYCRINE SMALL BOTTLE | BOTTLE | 24.90 | 0.00 |
| JOUHAR JOSHANDA | PKT. | 9.59 | 0.00 |
| GALXOS-D (450 GRMS) | PKT. | 153.53 | 0.00 |
| GRIPE-WATER WOODWARDS | BOTTLE | 56.38 | -1.56 |
| SANIPLAST ONE PUTTY | EACH | 1.87 | 0.00 |
| O.R.S. (NIMCOL) | PKT. | 17.35 | 0.00 |
| DETTOL (MEDIUM) | BOTTLE | 70.70 | 0.00 |
| COTTON BANDAGE 2" - 4" | EACH | 10.55 | 0.00 |

Contd.

**7.11 Intercity Consumer Prices
August, 2017**

| | | | Value in Rupees | |
|--|---------|------------|-----------------|--|
| Description | Unit | Average | % Change | |
| THERMOMETER CHINA | EACH | 45.93 | 0.00 | |
| DOCTOR (MBBS) CLINIC FEE | P/PAT. | 201.81 | 0.00 | |
| URINE TEST (DR) CHARGES | P/TEST | 113.73 | 0.00 | |
| BLOOD TEST (CP) CHARGES | P/TEST | 265.25 | -0.47 | |
| SUGAR TEST (RANDOM/FASTING BOTH) CHARGES | P/TEST | 186.28 | 0.00 | |
| ECG CHARGES | P/TEST | 239.03 | 0.00 | |
| X-RAY (CHEST) CHARGES | P/X-RAY | 324.86 | -0.13 | |
| TRANSPORT | | | | |
| CAR SUZUKI 800 CC (W/O. A/C) | EACH | 684329.31 | 0.00 | |
| CAR SUZUKI 1000 CC | EACH | 1178622.22 | 0.00 | |
| CAR TOYOTA 1300 CC | EACH | 1894546.88 | -0.46 | |
| CAR HONDA CIVIC | EACH | 2379138.89 | -1.03 | |
| MOTORCYCLE HONDA CD-70. | EACH | 63939.10 | -0.06 | |
| MOTORCYCLE YAMAHA 100CC. | EACH | 79709.09 | 0.00 | |
| MOTOR CYCLE HERO 70 CC | EACH | 44840.91 | -0.29 | |
| BICYCLE WITH TYRES & TUBES | EACH | 7661.64 | -0.29 | |
| TYRE CAR WITH TUBE GENERAL | EACH | 3186.29 | 0.00 | |
| TYRE MOTOR CYCLE WITHOUT TUBE | EACH | 1065.27 | -0.55 | |
| TYRE CYCLE SPECIFY BRAND NAME | EACH | 365.69 | -0.62 | |
| TYRE CAR W/O TUBE | EACH | 3043.09 | 0.00 | |
| PETROL SUPER | LITRE | 69.50 | 2.59 | |
| HIGH SPEED DIESEL HSD | LITRE | 77.40 | 3.23 | |
| CNG | K.G. | 72.33 | 0.00 | |
| GAS CYLINDER STAND. SIZE | EACH | 1121.86 | -10.79 | |
| MOTOR CYCLE SERVICE CHARGES | EACH | 277.51 | 0.00 | |
| CAR SERVICE CHARGES | EACH | 352.57 | -0.36 | |
| TYRE PUNCTURE CHARGES | EACH | 68.75 | 0.00 | |
| CYCLE OVERHAULING CHARGES | EACH | 309.49 | 0.00 | |
| CAR TAX FOR 800CC TO 1300CC | YEARLY | 1840.80 | 0.00 | |
| TRAIN FARE ECO. 1-100 KM. | P/KM. | 0.68 | 0.00 | |
| TRAIN FARE ECO. 101-500 KM. | P/KM. | 0.98 | 0.00 | |
| TRAIN FARE ECO. > 500 KM. | P/KM. | 0.89 | 0.00 | |
| TRAIN FARE IST SLP. 1-100KM | P/KM. | 2.11 | 0.00 | |
| TRAIN FARE IST SLP.101-500 KM | P/KM. | 2.59 | 0.00 | |
| TRAIN FARE IST SLP. > 500 KM | P/KM. | 1.99 | 0.00 | |
| TRAIN FARE A/C SLP. 1-100KM. | P/KM. | 5.76 | 0.00 | |
| TRAIN FARE A/C SLP.101-500KM | P/KM. | 4.59 | 0.00 | |
| TRAIN FARE A/C SLP > 500KM. | P/KM. | 4.16 | 0.00 | |
| PLATFORM TICKET | EACH | 9.85 | 0.00 | |
| AUTO RICKSHAW FARES | KM/MIN | 55.62 | 0.00 | |
| FULL TONGA CHARGES | KM/MIN | 65.64 | 0.00 | |
| TAXI 4 SEATER FARE | KM/MIN | 84.36 | 0.00 | |
| BUS FARE MIN (WITHIN CITY) | TICKET | 10.06 | 0.00 | |
| BUS FARE MAX (WITHIN CIT | TICKET | 18.72 | 0.00 | |
| BUS FARE OUTSIDE CITY | P/KM. | 0.83 | 0.00 | |
| A/C BUS FARE OUTSIDE CITY | P/KM. | 1.34 | 0.00 | |
| MINIBUS FARE MIN.WITH IN CITY | TICKET | 13.55 | 0.00 | |
| MINIBUS FARE MAX.WITH IN CITY | TICKET | 19.48 | 0.00 | |
| SUZUKI FARE MIN.WITH IN CITY | TICKET | 11.25 | 0.00 | |
| SUZUKI FARE MAXIMUM W.IN CITY | TICKET | 19.29 | 0.00 | |
| AIR FARE ECONOMY CLASS. | P/KM. | 19.26 | 0.00 | |
| COMMUNICATION | | | | |
| POSTAL ENVELOPE DOMESTIC | EACH | 8.00 | 0.00 | |
| ENVELOPE FOR SAUDI ARABIA | EACH | 50.38 | 0.00 | |
| POSTAL REGISTRATION CHARGES | EACH | 37.25 | 0.00 | |
| U.M.S. REG CHARGES MIN. | EACH | 59.12 | 0.00 | |

Contd.

7.11 Intercity Consumer Prices August, 2017

| Description | Unit | Value in Rupees | |
|---|-----------|-----------------|----------|
| | | Average | % Change |
| T.C.S. CH. MIN.WITH IN ZONE | EACH | 157.75 | 0.00 |
| TELEPHONE CHARGES LOCAL CALL | P/CALL | 3.94 | 0.00 |
| TEL CHARGES OUT SIDE CITY | P/CALL | 3.94 | 0.00 |
| INTERNET CHARGES | P/HOUR | 33.11 | 0.00 |
| MOBILE CELL CHARGES | P/UNIT | 3.14 | 0.00 |
| FAX CHARGES (LOCAL) | P/PAGE | 19.47 | 1.28 |
| TELEPHONE SET AV. QLTY | EACH | 876.70 | 0.00 |
| MOBILE SET NOKIA/SONY/ERICSON/SAMSUNG WITHOUT CAMERA | EACH | 2932.99 | -1.63 |
| RECREATION AND CULTURE | | | |
| T.V. 20" COLORED WEGA H-A21. | EACH | 19111.46 | 0.00 |
| T.V 20" COLOR CHINA/KORIA) | EACH | 11316.67 | 0.00 |
| V.C.P. PANASONIC/LG/NAT | EACH | 5432.61 | 0.00 |
| DVD/VCD PLAYER PANASONIC/LG | EACH | 4176.25 | 0.00 |
| RADIO WITH C.PLAYER NATIONAL | EACH | 2229.00 | 0.00 |
| PERSONNEL COMPUTER (BRANDED) | EACH | 44674.28 | 0.14 |
| VID. CASSETTE BLK. TDK/SONY | EACH | 144.06 | 0.00 |
| COM. C.D. (TDK/IMATION) | EACH | 51.84 | -0.48 |
| TAPE RECORDER CASSETTE BLANK | EACH | 46.56 | 0.00 |
| VIDEO GAME SEGA 16 BYTE | EACH | 1295.59 | -0.23 |
| CINEMA A/C. HIGH CLASS | TICKET | 122.50 | 0.00 |
| CINEMA NON-A/C HIGH CLASS | TICKET | 67.88 | 0.00 |
| CABLE CHARGES | PER MONT | 291.96 | -0.21 |
| TV.LICENCE FEE DOMESTIC | YEARLY | 420.00 | 0.00 |
| ENGLISH BOOK CLASS V1 | EACH | 67.63 | 0.00 |
| ENGLISH BOOK CLASS IX OR X | EACH | 92.61 | 0.00 |
| ENG. BOOK IST.YR COMPLETE SET | EACH | 86.78 | 0.00 |
| ENGLISH BOOK BA/B.SC | EACH | 163.25 | 0.00 |
| URDU BOOK CLASS V (T.B.BORD) | EACH | 62.81 | 0.00 |
| URDU BOOK CLASS IX/X(T.B.B) | EACH | 94.55 | 0.00 |
| URDU BOOK IST.YEAR/INTER | EACH | 60.00 | 0.00 |
| URDU BOOK BA/B.SC | EACH | 144.50 | 0.00 |
| MATHS BOOK CALSS V (T.B.B) | EACH | 91.74 | 0.00 |
| MATHS BOOK CLASS IX OR X | EACH | 209.70 | 0.00 |
| MATHS BOOK IST.YEAR (T.B.B) | EACH | 148.13 | 0.00 |
| PAKISTAN STUDIES BOOK BA/B.SC | EACH | 150.50 | 0.00 |
| DAILY "DAWN" | P/COPY | 19.88 | -0.40 |
| DAILY "JANG" | P/COPY | 12.88 | -0.62 |
| DAILY "NAWA-E-WAQT" | P/COPY | 12.83 | -0.62 |
| WEEKLY "AKHBAR-E-JAHAN" | P/COPY | 55.00 | 0.00 |
| WEEKLY "MAG" | P/COPY | 46.75 | -2.07 |
| MONTHLY "NAUNEHAL DIGEST" | P/COPY | 35.25 | 0.00 |
| PAPER FOOLSCAPE (27"x17") | QUIRE | 38.77 | 0.00 |
| EXERCISE.BOOK LINED 80/100 PGS | EACH | 47.92 | 0.00 |
| PENCILGOLDFISH/DEER | EACH | 7.10 | -0.70 |
| PEN INK DOLLOR 57 ML BOTTLE | EACH | 22.09 | 0.00 |
| PHOTOSTATE PAPER 70 GM | PRT | 360.23 | -0.07 |
| BALL PEN (local) | EACH | 7.65 | -0.78 |
| FOUNTAIN PEN HERO/WINGS/CHINA | EACH | 45.44 | 0.00 |
| EDUCATION | | | |
| PRIVATE SCHOOL FEE ENGLISH MEDIUM AVERAGE STANDARD (CLASS I) | PER MONTH | 1550.55 | 0.00 |
| PRIVATE SCHOOL FEE ENGLISH MEDIUM AVERAGE STANDARD (CLASS V) | PER MONTH | 1738.12 | 0.00 |
| PRIVATE SCHOOL FEE ENGLISH MEDIUM AVERAGE STANDARD (CLASS VI) | PER MONTH | 1933.96 | 0.00 |
| PRIVATE SCHOOL FEE ENGLISH MEDIUM AVERAGE STANDARD (CLASS X) | PER MONTH | 2250.03 | 0.00 |
| PRIVATE MEDICLE COLLEGE FEE MBBS (IST YEAR) | PER MONTH | 46487.91 | 0.00 |
| PRIVATE ENGINEERING COLLEGE FEE (ISTR YEAR) | PER MONTH | 12021.59 | 0.00 |
| GOVT. COLLEGE FEE IST. YEAR | MONTH | 45.15 | 0.00 |

Contd.

7.11 Intercity Consumer Prices August, 2017

| Description | Unit | Value in Rupees | |
|--|-----------|-----------------|----------|
| | | Average | % Change |
| GOVT. COLLEGE FEE 4TH. YEAR | MONTH | 59.09 | 0.00 |
| GOVT. UNIVERSITY FEE MSC. | MONTH | 648.98 | 0.00 |
| GOVT. MED. COLLEGE FEE MBBS | MONTH | 1432.12 | 0.00 |
| GOVT. ENGG. COLL. FEE I YEAR | MONTH | 1787.48 | 0.00 |
| COACHING FEE FOR CLASS IX/X | PER MONTH | 1292.28 | 0.00 |
| COACHING CHARGES FOR CLASS 1ST YEAR/INTER (SCIENCE) | PER MONTH | 1977.61 | 0.00 |
| COACHING CHARGES FOR CLASS 1ST YEAR/INTER (COMMERCE) | PER MONTH | 1600.85 | -1.27 |
| I.T. TUITION FEES | PER MONTH | 2838.41 | 0.00 |
| MBA TUITION FEES | PER MONTH | 5858.03 | 0.00 |
| RESTAURANTS AND HOTELS | | | |
| BREAD TANDOORI ST. SIZE | EACH | 7.96 | 0.00 |
| COOKED MUTTON (AV. HOTEL) | PLATE | 164.73 | 0.00 |
| COOKED BEEF (AV. HOTEL) | PLATE | 97.79 | 0.00 |
| COOKED DAL (AV. HOTEL) | PLATE | 59.12 | 0.00 |
| CHICKEN BIRYANI FULL/DOUBLE | PLATE | 143.36 | 0.00 |
| TEA PREPARED (ORDINARY) | CUP | 21.04 | 0.00 |
| MISCELLANEOUS GOODS AND SERVICES | | | |
| HAIRCUT CHARGES FOR MEN | P/CUT | 82.62 | 0.00 |
| BEAUTY PORL HAIR STYL CHARGE | P/STY. | 300.98 | 0.00 |
| SHAVING CHARGES | PER SHV | 46.31 | 0.00 |
| LIPSTICK S.MISS/MEDORA | EACH | 112.38 | 0.00 |
| NAIL POLISH S.MISS/MEDORA | EACH | 93.00 | 0.00 |
| PERFUME MED.SIZE MEDORA/BROACH | EACH | 173.29 | 0.00 |
| HAIR-OIL AMLA/CHAMBELI | BOTTLE | 121.81 | -0.56 |
| TOILET SOAP LUX 95 GRAMS | EACH | 39.98 | -1.70 |
| TOILET SOAP LIFEBOUY 140 GRM | EACH | 46.41 | -4.42 |
| TOILET SOAP SAFEGUARD BATH SIZE | EACH | 50.67 | -1.09 |

Contd.

7.11 Intercity Consumer Prices August, 2017

| Description | Unit | Value in Rupees | |
|---|--------|-----------------|----------|
| | | Average | % Change |
| TOOTHPASTE MACKLINES 70 GRM | EACH | 50.38 | 0.00 |
| TOOTHPAST MED SIZE CLGATE 70 GMS | EACH | 68.94 | 0.00 |
| TOOTHBRUSH SHEILD A/PLAUQUE | EACH | 41.73 | 0.00 |
| TOOTHPOWDER DENTONIC 90 GRM | EACH | 31.95 | 0.00 |
| HAIR-COLOUR BEGIN (6 GMS) | EACH | 106.00 | 0.00 |
| HAIR COLOUR (KALAKOLA) | BOTTLE | 128.25 | 0.00 |
| FACECREAM PONDS (MEDIUM) | EACH | 122.75 | -0.10 |
| TALC POWDER VICE ROAY,B.CAT | EACH | 146.48 | 0.00 |
| BLADE TREET ORDINARY 10'S | PKT. | 36.18 | 0.00 |
| BLADE 7-O-CLOCK STAIN. 5'S | PKT. | 35.06 | 0.00 |
| SHAMPOO SUNSILK/PAINTIN 100 ML | BOTTLE | 105.53 | 0.00 |
| BEAUTY CREAM (FAIR & LOVELY) | EACH | 151.60 | -1.23 |
| HAIR REMOVING CREAM (EU-CREAM) | TUBE | 68.00 | -0.18 |
| GEL MEDIUM SIZE | BOTTLE | 105.09 | -1.78 |
| DISPOSABLE RAZOR GILLET-II | EACH | 43.70 | 0.00 |
| SHAVING CREAM TOUCH-ME/ADM. | EACH | 66.06 | -0.94 |
| GOLD TEZABI 24 CT | 10 GM. | 43464.95 | -0.88 |
| SILVER TEZABI 24 CT | 10 GM. | 663.29 | -0.17 |
| ARTIFICIAL JEWELLARY SET | SET | 829.63 | 0.00 |
| WRIST WATCH GENTS CITIZEN (ORIGINAL) *** | EACH | 3708.45 | 0.00 |
| WRIST WATCH LADIES CITIZEN (ORIGINAL) *** | EACH | 3689.22 | 0.00 |
| WALL CLOCK QUARTZ AV.QLTY | EACH | 585.26 | 0.00 |
| SUITCASE REXIN (24"x16"x6") | EACH | 1313.22 | -0.14 |
| TRUNK MEDIUM SIZE *** | EACH | 1653.22 | 0.00 |
| PURSE LADIES (LEATHER) AVERAGE QUALITY | EACH | 811.55 | -0.23 |

8. PUBLIC FINANCE

8.1 Customs Revenue Receipts

(Million Rupees)

| S. No. | Description | Annual | | | | |
|--------|--|-----------|-----------|-----------|-----------|-----------|
| | | 2012-13 | 2013-14 | 2014-15 | 2015-16 | 2016-17 |
| 1 | Meat, fish and their preparations | 151.69 | 253.87 | 322.60 | 470.73 | 762.62 |
| 2 | Milk, butter, cheese and honey | 2235.00 | 2879.15 | 5371.62 | 4577.30 | 8016.49 |
| 3 | Fruits, nuts and vegetables | 1554.43 | 2368.46 | 2830.70 | 5718.73 | 7889.02 |
| 4 | Coffee, nuts and vegetables | 3730.56 | 3713.70 | 4202.54 | 6385.82 | 7350.95 |
| 5 | Oil-seeds and miscellaneous fruits | 146.20 | 176.67 | 1117.13 | 2765.29 | 4961.77 |
| 6 | Vegetable plaiting materials | 868.55 | 998.91 | 828.97 | 852.59 | 1002.42 |
| 7 | Animal and vegetable fats and oil | 20247.00 | 20658.72 | 21183.29 | 25910.37 | 24944.14 |
| 8 | Sugar and confectionery | 291.17 | 383.73 | 523.17 | 818.76 | 922.40 |
| 9 | Edible, preparation of cereal & vegetables | 3099.12 | 3991.29 | 5319.78 | 6788.91 | 8131.78 |
| 10 | Beverages, spirits and vinegars | 176.65 | 179.36 | 228.65 | 279.05 | 345.93 |
| 11 | Residues on waste from the food industries prepared animal fodder | 59.44 | 141.58 | 2622.94 | 4359.11 | 3098.34 |
| 12 | Tobacco | 144.14 | 213.57 | 136.15 | 164.87 | 181.10 |
| 13 | Mineral, fuel, oils and products thereof | 20398.80 | 16760.58 | 24413.27 | 37991.81 | 60920.70 |
| 14 | Chemicals and chemical products | 7327.76 | 8239.32 | 10379.73 | 11883.91 | 12135.39 |
| 15 | Pharmaceutical products | 1893.71 | 2111.88 | 2507.92 | 3032.98 | 3734.25 |
| 16 | Dyes, colours, paints and varnishes | 2671.14 | 3611.13 | 4077.15 | 4838.49 | 5407.91 |
| 17 | Perfumery, soap and toilet preparations | 3778.08 | 4894.55 | 6321.37 | 7740.78 | 8878.55 |
| 18 | Albuminodal substances modified stareehes gulesenzymes | 215.36 | 287.14 | 488.59 | 626.50 | 850.27 |
| 19 | Matches and other explosives | 22.61 | 25.30 | 18.81 | 37.11 | 32.99 |
| 20 | Photographic and cinematographic goods | 1254.43 | 1583.89 | 1823.38 | 2544.33 | 2484.43 |
| 21 | Plastic & articles thereof | 349.73 | 11055.67 | 13198.11 | 15812.87 | 17041.90 |
| 22 | Rubber and articles thereof | 8820.77 | 2395.14 | 3179.46 | 6472.21 | 7999.88 |
| 23 | Leather articles and footwear | 2143.80 | 2051.86 | 2459.12 | 3303.33 | 4484.34 |
| 24 | Wood & articles of wood wood charcoal | 2010.44 | 542.99 | 837.99 | 1301.24 | 1662.87 |
| 25 | Wood, paper and stationery | 475.48 | 6085.09 | 8503.06 | 9412.67 | 10291.25 |
| 26 | Silk yarn and fabrics | 5357.43 | 139.29 | 316.29 | 422.13 | 333.92 |
| 27 | Fabrics of wool, flax ramle metal vegetable | 136.97 | 706.41 | 1039.73 | 1355.32 | 1650.64 |
| 28 | Cotton, Textile fabrics, Paper Yarn | 490.74 | 2065.56 | 1057.36 | 2567.15 | 2076.10 |
| 29 | Yarn and fabrics of man-made fiber | 1422.08 | 8773.16 | 11587.37 | 13433.31 | 14154.79 |
| 30 | Carpets & other floor covering | 6523.28 | 285.80 | 328.81 | 430.79 | 442.05 |
| 31 | Special Woven Fabrics and Variety (58) | 274.42 | 352.95 | 454.87 | 552.60 | 680.96 |
| 32 | Textile articles including knitted & crocheted goods | 1969.33 | 2627.81 | 3551.13 | 5298.75 | 7337.85 |
| 33 | Other madeup textile articles, set worm clothing & textile articles rugs | 1093.49 | 1375.49 | 1620.10 | 2501.88 | 2701.36 |
| 34 | Glass and earthen-ware | 3198.22 | 4459.56 | 5938.18 | 8998.91 | 9493.64 |
| 35 | Precious metal, stones, pearls & imitation jewellery | 40.01 | 65.58 | 90.60 | 207.56 | 249.66 |
| 36 | Iron and steel manufactures | 10545.65 | 9211.16 | 17154.45 | 40140.83 | 44840.32 |
| 37 | Metals other than gold,silver,iron & steel | 1253.23 | 1866.33 | 2518.70 | 4481.37 | 5437.41 |
| 38 | Cutlery, tools articles of base metals | 1015.61 | 1324.08 | 1608.30 | 2264.13 | 2565.87 |
| 39 | Machinery and mechanical appliances | 12362.55 | 13742.20 | 20289.00 | 26190.69 | 35628.20 |
| 40 | Electric machinery and equipment | 10396.39 | 11325.52 | 22583.98 | 21382.12 | 26093.07 |
| 41 | Railway and tramway plant and rolling stock | 393.05 | 447.75 | 1147.92 | 299.92 | 910.62 |
| 42 | Motor and other vehicles | 42305.56 | 36314.43 | 49408.87 | 61946.64 | 78312.99 |
| 43 | Ships, boats and aircraft's | 108.57 | 79.44 | 1045.69 | 3823.94 | 3315.75 |
| 44 | Clocks and watches and parts thereof | 60.14 | 66.04 | 61.53 | 154.00 | 170.98 |
| 45 | Arms and ammunitions | 507.58 | 317.19 | 336.89 | 103.86 | 177.64 |
| 46 | Toys, games and sports goods | 278.43 | 346.34 | 488.01 | 967.27 | 1415.31 |
| 47 | Sub-total (1 to 46) | 183798.79 | 191495.64 | 265523.28 | 361612.93 | 441520.82 |
| 48 | All other articles | 66022.29 | 58234.50 | 49707.26 | 56561.39 | 65628.41 |
| 49 | Gross Collection (47 to 48) | 249821.08 | 249730.14 | 315230.54 | 418174.32 | 507149.23 |
| 50 | Refund & Rebates | 10362.12 | 8731.76 | 9090.69 | 11993.96 | 11095.46 |
| 51 | Net collection (54-55) | 239458.96 | 240998.38 | 306139.85 | 406180.36 | 496053.77 |
| 52 | Total imports duty | ... | 233783.87 | 283865.95 | 377416.18 | 454814.09 |
| 53 | 1 % Ware House Charges | ... | 1182.93 | 808.69 | 648.13 | 551.69 |
| 54 | Miscellaneous | ... | 4469.01 | 5010.68 | 5613.38 | 7995.51 |
| 55 | Export duties | ... | 475.78 | 495.05 | 580.79 | 639.20 |
| 56 | 25% Export Development Charges | ... | 6119.22 | 5921.88 | 5365.62 | 5340.73 |
| 57 | Regularity Duty | ... | 3699.32 | 19128.26 | 28549.96 | 37771.99 |

Contd.

8.1 Customs Revenue Receipts

(Million Rupees)

| S. No. | Description | Monthly | | | |
|--------|---|----------|----------|----------|----------|
| | | Aug,2016 | Sep,2016 | Oct,2016 | Nov,2016 |
| 1 | Meat, fish and other preparations | 37.16 | 57.85 | 61.28 | 93.59 |
| 2 | Milk, Butter, Cheese and Honey | 788.60 | 286.60 | 384.47 | 697.92 |
| 3 | Fruits, nuts and vegetables | 613.71 | 805.51 | 933.91 | 692.33 |
| 4 | Coffee, nuts and vegetables | 702.09 | 554.87 | 533.27 | 513.06 |
| 5 | Oil-seeds & miscellaneous fruits | 413.46 | 390.99 | 278.77 | 439.83 |
| 6 | Vegetable plaiting Materials | 76.84 | 83.25 | 81.83 | 75.78 |
| 7 | Animal and vegetable fats and oil | 1944.57 | 1856.39 | 1987.67 | 2014.23 |
| 8 | Sugar and confectionery | 75.38 | 57.04 | 88.32 | 93.24 |
| 9 | Edible, preparation of cereals and vegetables | 740.14 | 510.68 | 614.60 | 659.04 |
| 10 | Beverages, spirits and vinegars | 30.15 | 21.64 | 22.18 | 15.10 |
| 11 | Residues and Waste from the food industries, Prepared animal fodder | 217.58 | 52.80 | 170.54 | 250.03 |
| 12 | Tobacco | 6.18 | 21.46 | 29.15 | 17.17 |
| 13 | Minerals, fuel, oils and products thereof | 3707.14 | 4488.10 | 4148.40 | 5421.43 |
| 14 | Chemicals and chemicals products | 1027.48 | 785.85 | 865.10 | 955.31 |
| 15 | Pharmaceutical products | 306.82 | 316.86 | 259.74 | 308.01 |
| 16 | Dyes, colours, paints and varnishes | 435.08 | 383.54 | 391.93 | 438.67 |
| 17 | Perfumery, soap and toilet preparations | 790.38 | 606.22 | 667.00 | 729.58 |
| 18 | Albuminoidal substances modified starches, glues,enzymes | 72.96 | 63.29 | 63.03 | 75.20 |
| 19 | Matches and other explosives | 0.33 | 1.49 | 0.46 | 0.39 |
| 20 | Photographic and cinematographic goods | 249.12 | 187.86 | 203.62 | 191.39 |
| 21 | Plastic and articles thereof | 1533.05 | 1161.58 | 1257.01 | 1281.70 |
| 22 | Rubber and articles thereof | 809.71 | 623.73 | 667.62 | 550.77 |
| 23 | Leather articles and footwear | 683.66 | 366.78 | 443.51 | 281.52 |
| 24 | Wood & articles of wood; wood charcoal | 146.27 | 117.04 | 119.23 | 134.30 |
| 25 | Wood, paper and stationery | 942.93 | 696.20 | 770.45 | 746.87 |
| 26 | Silk yarn and fabrics | 36.14 | 24.20 | 20.99 | 20.39 |
| 27 | Fabrics of Wool, flax, ramie metal, vegetable | 137.20 | 122.04 | 129.53 | 136.53 |
| 28 | Cotton, textile, fibre & other paper & veg yarn | 174.74 | 179.63 | 143.70 | 125.49 |
| 29 | Yarn and fabrics of man-made fiber | 1396.38 | 1355.55 | 942.70 | 1168.41 |
| 30 | Carpets & other floor covering | 26.22 | 21.17 | 29.21 | 34.89 |
| 31 | Special Woven Fabrics and Variety | 70.65 | 54.63 | 54.19 | 61.64 |
| 32 | Textile articles including knitted & crocheted goods | 557.87 | 687.74 | 596.98 | 780.02 |
| 33 | articles;rugs | 219.54 | 295.94 | 299.47 | 316.05 |
| 34 | Glasses and earthen/ware | 891.25 | 767.84 | 723.09 | 664.97 |
| 35 | Precious metals,stones,pearls & imitation jewellery | 21.66 | 22.96 | 16.15 | 13.13 |
| 36 | Iron & steel manufactures thereof | 3626.19 | 2665.10 | 3338.53 | 3677.84 |
| 37 | Metals other than gold, silver, iron & steel | 424.05 | 357.84 | 354.11 | 412.81 |
| 38 | Cutlery, tools articles of base metals | 228.27 | 178.02 | 178.56 | 196.53 |
| 39 | Machinery and mechanical appliances | 3782.63 | 2285.67 | 3159.88 | 2521.12 |
| 40 | Electric machinery and equipment | 2297.53 | 2222.65 | 2126.13 | 2100.66 |
| 41 | Railway and tramway plant and rolling stock | 43.29 | 36.89 | 39.74 | 11.35 |
| 42 | Motor and other vehicles | 5716.96 | 5249.14 | 5553.85 | 6318.70 |
| 43 | Ships, boats and Air crafts | 176.11 | 235.00 | 142.32 | 122.87 |
| 44 | Clocks, watches and parts thereof | 15.59 | 6.35 | 8.27 | 13.84 |
| 45 | Arms and ammunitions | 4.82 | 0.70 | 16.45 | 0.39 |
| 46 | Toys, games and sports goods | 118.41 | 73.05 | 73.38 | 86.09 |
| 47 | Sub total (1 to 46) | 36316.29 | 31339.73 | 32990.32 | 35460.18 |
| 48 | All other articles | 2478.98 | 4397.26 | 2207.77 | 2982.05 |
| 49 | Total Import Duty | 34398.77 | 31983.96 | 31234.42 | 34277.22 |
| 50 | Warehouse Charges | 42.28 | 34.62 | 41.41 | 33.46 |
| 51 | Regularity Duty | 3430.08 | 2819.49 | 2953.09 | 3106.53 |
| 52 | Miscellaneous | 462.65 | 471.91 | 505.61 | 490.22 |
| 53 | 0.25 % Export Development Charges | 436.68 | 403.03 | 435.93 | 482.14 |
| 54 | Export Duties | 24.84 | 24.04 | 28.41 | 51.84 |
| 55 | Gross | 38795.30 | 35736.96 | 35198.87 | 38441.41 |
| 56 | Refund | 21.29 | 60.56 | 40.73 | 23.12 |
| 57 | Rebate | 1018.35 | 1114.57 | 957.91 | 982.71 |
| 58 | Refund & Rebate | 1039.64 | 1175.13 | 998.64 | 1005.83 |
| 59 | Net | 37755.66 | 34561.83 | 34200.23 | 37435.58 |

Contd.

8.1 Customs Revenue Receipts

(Million Rupees)

| S. No. | Description | Monthly | | | | |
|--------|--|----------|----------|----------|----------|----------|
| | | Dec,2016 | Jan,2017 | Feb,2017 | Mar,2017 | Apr,2017 |
| 1 | Meat, fish and other preparations | 121.44 | 116.40 | 77.22 | 51.02 | 26.20 |
| 2 | Milk, Butter, Cheese and Honey | 461.67 | 550.38 | 871.27 | 654.55 | 579.59 |
| 3 | Fruits, nuts and vegetables | 613.44 | 674.33 | 552.11 | 686.98 | 706.04 |
| 4 | Coffee, nuts and vegetables | 711.15 | 680.20 | 777.47 | 713.13 | 583.34 |
| 5 | Oil-seeds & miscellaneous fruits | 436.96 | 500.17 | 364.91 | 291.05 | 535.05 |
| 6 | Vegetable plaiting Materials | 81.96 | 77.05 | 76.14 | 100.28 | 94.46 |
| 7 | Animal and vegetable fats and oil | 2123.04 | 2090.31 | 2020.19 | 2473.42 | 2092.73 |
| 8 | Sugar and confectionery | 78.95 | 89.77 | 73.12 | 90.41 | 65.00 |
| 9 | Edible, preparation of cereals and vegetables | 675.40 | 756.11 | 654.12 | 679.41 | 794.91 |
| 10 | Beverages, spirits and vinegars | 15.51 | 22.25 | 19.90 | 36.23 | 43.65 |
| 11 | Residues an Waste from the food industries, Prepared animal fodder | 310.88 | 223.32 | 403.00 | 548.52 | 405.10 |
| 12 | Tobacco | 10.21 | 20.02 | 5.78 | 15.98 | 12.36 |
| 13 | Minerals, fuel, oils and products thereof | 6792.99 | 4522.23 | 4405.10 | 6104.36 | 5720.77 |
| 14 | Chemicals and chemicals products | 1027.81 | 1063.95 | 1069.45 | 1158.32 | 1187.24 |
| 15 | Pharmaceutical products | 329.70 | 309.55 | 263.48 | 336.89 | 339.59 |
| 16 | Dyes, colours, paints and varnishes | 443.16 | 476.57 | 435.21 | 506.65 | 527.70 |
| 17 | Perfumery, soap and toilet preparations | 812.49 | 760.57 | 672.65 | 837.75 | 814.73 |
| 18 | Albuminoidal substances modified starches, glues,enzymes | 65.68 | 61.97 | 81.88 | 96.65 | 71.83 |
| 19 | Matches and other explosives | 8.61 | 0.60 | 1.98 | 1.77 | 0.35 |
| 20 | Photographic and cinematographic goods | 239.26 | 201.29 | 194.24 | 188.79 | 206.76 |
| 21 | Plastic and articles thereof | 1398.69 | 1425.43 | 1479.70 | 1637.42 | 1585.15 |
| 22 | Rubber and articles thereof | 727.90 | 680.28 | 610.73 | 674.24 | 704.38 |
| 23 | Leather articles and footwear | 254.16 | 304.86 | 382.69 | 200.46 | 334.94 |
| 24 | Wood & articles of wood; wood charcoal | 153.84 | 155.40 | 153.17 | 159.47 | 153.76 |
| 25 | Wood, paper and stationery | 908.25 | 851.98 | 855.92 | 1028.85 | 1001.44 |
| 26 | Silk yarn and fabrics | 27.26 | 35.94 | 44.43 | 21.27 | 26.72 |
| 27 | Fabrics of Wool, flax, ramle metal, vegetable | 145.36 | 156.25 | 148.52 | 128.45 | 126.41 |
| 28 | Cotton, textile, fibre & other paper & veg yarn | 162.15 | 196.38 | 191.67 | 194.60 | 256.16 |
| 29 | Yarn and fabrics of man-made fiber | 1246.15 | 1294.31 | 1220.69 | 948.94 | 1080.66 |
| 30 | Carpets & other floor covering | 45.72 | 45.16 | 57.68 | 47.23 | 41.13 |
| 31 | Special Woven Fabrics and Variety | 78.76 | 71.19 | 52.29 | 37.86 | 50.91 |
| 32 | Textile articles including knitted & crocheted goods | 763.33 | 608.83 | 622.17 | 340.29 | 596.61 |
| 33 | articles;rugs | 267.57 | 240.33 | 200.21 | 172.10 | 159.25 |
| 34 | Glasses and earthen/ware | 939.94 | 974.99 | 894.02 | 627.32 | 619.39 |
| 35 | Precious metals,stones,pearls & imitation jewellery | 13.31 | 17.18 | 23.02 | 16.51 | 20.18 |
| 36 | Iron & steel manufactures thereof | 3656.70 | 3959.02 | 3701.14 | 4315.76 | 4363.98 |
| 37 | Metals other than gold, silver, iron & steel | 462.95 | 488.83 | 453.24 | 518.21 | 516.13 |
| 38 | Cutlery, tools articles of base metals | 219.62 | 228.52 | 237.49 | 172.67 | 215.26 |
| 39 | Machinery and mechanical appliances | 2588.41 | 2909.05 | 3152.30 | 3197.21 | 3367.75 |
| 40 | Electric machinery and equipment | 3062.19 | 2921.03 | 1871.15 | 2039.90 | 1926.67 |
| 41 | Railway and tramway plant and rolling stock | 26.08 | 111.57 | 44.06 | 96.79 | 240.48 |
| 42 | Motor and other vehicles | 5723.51 | 7043.85 | 6312.53 | 7699.13 | 7816.67 |
| 43 | Ships, boats and Air crafts | 251.80 | 475.19 | 187.30 | 295.56 | 434.81 |
| 44 | Clocks, watches and parts thereof | 18.40 | 16.00 | 20.68 | 9.88 | 11.88 |
| 45 | Arms and ammunitions | 3.87 | 21.95 | 2.79 | 1.98 | 0.69 |
| 46 | Toys, games and sports goods | 134.16 | 161.49 | 133.2 | 88.3 | 132.98 |
| 47 | Sub total (1 to 46) | 38640.39 | 38592.05 | 36072.01 | 40242.56 | 40591.79 |
| 48 | All other articles | 7565.04 | 1421.71 | -358.17 | 9777.06 | 3630.48 |
| 49 | Total Import Duty | 41423.99 | 35645.56 | 31539.23 | 45686.92 | 39785.50 |
| 50 | Warehouse Charges | 57.64 | 43.89 | 49.60 | 48.81 | 63.54 |
| 51 | Regularity Duty | 3369.00 | 3270.29 | 3101.91 | 3046.15 | 3116.25 |
| 52 | Miscellienous | 794.40 | 586.01 | 552.16 | 677.16 | 778.20 |
| 53 | 0.25 % Export Development Charges | 502.36 | 408.63 | 434.33 | 483.36 | 434.57 |
| 54 | Export Duties | 58.08 | 59.66 | 36.62 | 77.36 | 44.17 |
| 55 | Gross | 46205.47 | 40014.04 | 35713.85 | 50019.58 | 44222.23 |
| 56 | Refund | 19.05 | 58.92 | 7.99 | 35.01 | 42.73 |
| 57 | Rebate | 718.17 | 884.91 | 1079.70 | 1184.91 | 981.80 |
| 58 | Refund & Rebate | 737.22 | 943.83 | 1087.69 | 1219.92 | 1024.53 |
| 59 | Net | 45468.25 | 39070.21 | 34626.16 | 48799.66 | 43197.70 |

Contd.

8.1 Customs Revenue Receipts

(Million Rupees)

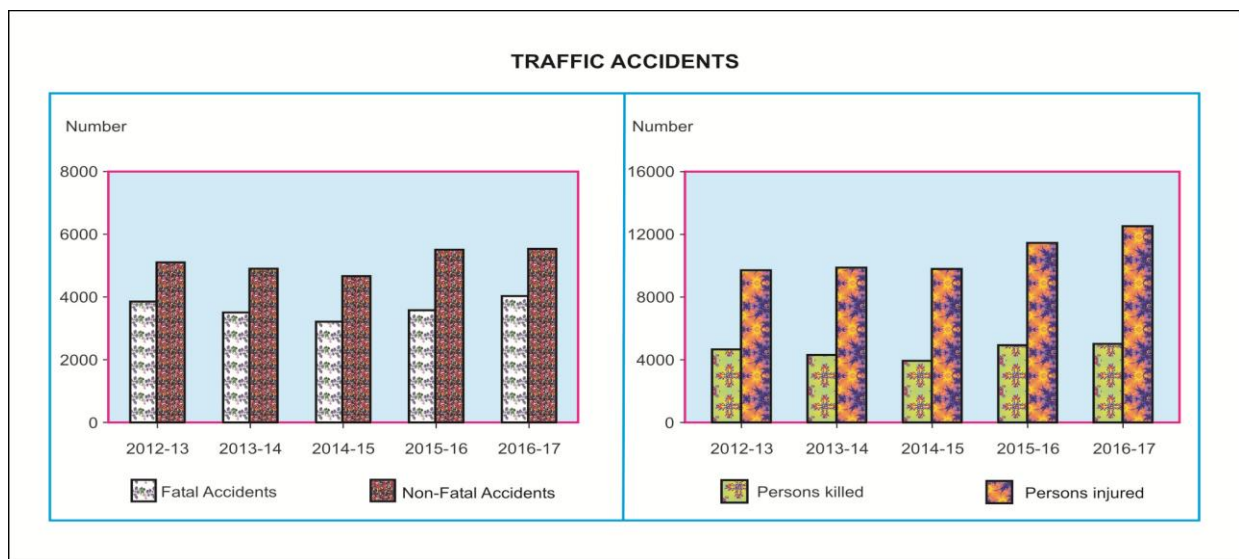
| S. No. | Description | Monthly | | | |
|--------|--|-----------|----------|----------|----------|
| | | May, 2017 | Jun,2017 | Jul,2017 | Aug,2017 |
| 1 | Meat, fish and other preparations | 22.65 | 27.02 | 41.65 | 56.67 |
| 2 | Milk, Butter, Cheese and Honey | 1045.10 | 787.01 | 639.59 | 616.48 |
| 3 | Fruits, nuts and vegetables | 621.81 | 611.44 | 769.17 | 1065.21 |
| 4 | Coffee, nuts and vegetables | 544.77 | 465.85 | 637.79 | 733.44 |
| 5 | Oil-seeds & miscellaneous fruits | 491.74 | 594.55 | 425.21 | 596.96 |
| 6 | Vegetable plaiting Materials | 83.99 | 100.82 | 167.41 | 179.40 |
| 7 | Animal and vegetable fats and oil | 2707.50 | 2116.18 | 2675.29 | 2546.50 |
| 8 | Sugar and confectionery | 80.65 | 75.44 | 82.33 | 96.92 |
| 9 | Edible, preparation of cereals and vegetables | 660.29 | 744.10 | 996.31 | 872.60 |
| 10 | Beverages, spirits and vinegars | 37.33 | 55.12 | 43.91 | 44.47 |
| 11 | fodder | 156.19 | 180.11 | 70.71 | 492.39 |
| 12 | Tobacco | 13.28 | 5.41 | 3.96 | 10.36 |
| 13 | Minerals, fuel, oils and products thereof | 6413.90 | 6902.76 | 2530.73 | 4029.83 |
| 14 | Chemicals and chemicals products | 1017.90 | 997.43 | 1095.64 | 1107.99 |
| 15 | Pharmaceutical products | 349.02 | 303.26 | 333.38 | 327.05 |
| 16 | Dyes, colours, paints and varnishes | 498.77 | 480.62 | 486.46 | 481.13 |
| 17 | Perfumery, soap and toilet preparations | 843.55 | 686.48 | 907.42 | 928.39 |
| 18 | Albuminoidal substances modified starches, glues,enzymes | 87.78 | 61.42 | 70.22 | 75.67 |
| 19 | Matches and other explosives | 0.09 | 13.54 | 2.61 | 4.51 |
| 20 | Photographic and cinematographic goods | 209.89 | 228.45 | 237.96 | 283.88 |
| 21 | Plastic and articles thereof | 1535.10 | 1561.21 | 1604.93 | 1601.15 |
| 22 | Rubber and articles thereof | 667.06 | 665.87 | 746.62 | 823.74 |
| 23 | Leather articles and footwear | 580.90 | 439.09 | 404.63 | 623.67 |
| 24 | Wood & articles of wood; wood charcoal | 147.37 | 118.81 | 149.56 | 133.29 |
| 25 | Wood, paper and stationery | 834.69 | 895.25 | 1091.49 | 949.47 |
| 26 | Silk yarn and fabrics | 27.36 | 24.24 | 12.12 | 19.18 |
| 27 | Fabrics of Wool, flax, ramle metal, vegetable | 139.43 | 152.08 | 163.21 | 134.70 |
| 28 | Cotton, textile, fibre & other paper & veg yarn | 194.41 | 118.32 | 98.60 | 78.70 |
| 29 | Yarn and fabrics of man-made fiber | 1172.99 | 1140.60 | 1101.43 | 1271.55 |
| 30 | Carpets & other floor covering | 39.80 | 30.76 | 29.53 | 33.03 |
| 31 | Special Woven Fabrics and Variety | 53.39 | 58.59 | 51.29 | 72.06 |
| 32 | Textile articles including knitted & crocheted goods | 716.88 | 665.38 | 481.5 | 685.77 |
| 33 | articles;rugs | 165.09 | 207.77 | 237.71 | 204.24 |
| 34 | Glasses and earthen/ware | 838.91 | 772.87 | 1205.65 | 1274.38 |
| 35 | Precious metals,stones,pearls & imitation jewellery | 30.32 | 36.21 | 29.88 | 37.79 |
| 36 | Iron & steel manufactures thereof | 4737.62 | 3784.62 | 4687.55 | 4764.52 |
| 37 | Metals other than gold, silver, iron & steel | 469.71 | 423.17 | 533.01 | 505.36 |
| 38 | Cutlery, tools articles of base metals | 263.72 | 260.76 | 259.98 | 265.33 |
| 39 | Machinery and mechanical appliances | 3135.63 | 3256.57 | 3092.09 | 2777.86 |
| 40 | Electric machinery and equipment | 1988.39 | 1801.20 | 2483.02 | 2320.86 |
| 41 | Railway and tramway plant and rolling stock | 20.13 | 174.29 | 185.15 | 56.07 |
| 42 | Motor and other vehicles | 8667.45 | 7609.86 | 7492.36 | 9265.24 |
| 43 | Ships, boats and Air crafts | 342.58 | 572.53 | 130.48 | 118.45 |
| 44 | Clocks, watches and parts thereof | 26.32 | 15.04 | 16.59 | 21.21 |
| 45 | Arms and ammunitions | 4.63 | 115.32 | 1.26 | 0.72 |
| 46 | Toys, games and sports goods | 170.7 | 156.61 | 219.71 | 198.73 |
| 47 | Sub total (1 to 46) | 42856.78 | 40494.03 | 38727.10 | 42786.92 |
| 48 | All other articles | 5579.14 | 21363.61 | 2740.79 | 3381.55 |
| 49 | Total Import Duty | 43492.53 | 56343.36 | 36609.37 | 40711.62 |
| 50 | Warehouse Charges | 59.60 | 39.71 | 54.16 | 51.27 |
| 51 | Regularity Duty | 3583.01 | 3271.47 | 37762.55 | 4314.50 |
| 52 | Miscellaneous | 816.24 | 1537.21 | 598.37 | 507.75 |
| 53 | 0.25 % Export Development Charges | 426.76 | 498.23 | 415.12 | 441.32 |
| 54 | Export Duties | 57.66 | 167.50 | 28.28 | 141.98 |
| 55 | Gross | 48435.80 | 61857.48 | 41467.85 | 46168.44 |
| 56 | Refund | 49.25 | -2.42 | 77.11 | 44.81 |
| 57 | Rebate | 792.19 | 5.31 | 1499.94 | 1748.63 |
| 58 | Refund & Rebate | 841.44 | 2.89 | 1577.05 | 1793.44 |
| 59 | Net | 47594.36 | 61854.59 | 39890.80 | 44375.00 |

Source: Federal Board of Revenue, Islamabad.

9. SOCIAL

9.1 Data on Traffic Accidents

| Year/Month | Total Number of Accidents | Accident | | Persons | | Total Number of Vehicles Involved |
|-----------------|---------------------------|----------|-------------|---------|---------|-----------------------------------|
| | | Fatal | Non - Fatal | Killed | Injured | |
| PAKISTAN | | | | | | |
| 2012-13 | 8988 | 3884 | 5104 | 4719 | 9710 | 9876 |
| 2013-14 | 8359 | 3500 | 4859 | 4348 | 9777 | 9423 |
| 2014-15 | 7865 | 3214 | 4651 | 3954 | 9661 | 8949 |
| 2015-16 | 9100 | 3591 | 5509 | 4448 | 11544 | 10636 |
| 2016-17 | 9582 | 4036 | 5546 | 5047 | 12696 | 11317 |
| 2016 Aug | 736 | 287 | 449 | 371 | 1028 | 853 |
| Sep | 827 | 345 | 482 | 426 | 1138 | 963 |
| Oct | 787 | 324 | 463 | 417 | 1063 | 938 |
| Nov | 765 | 346 | 419 | 397 | 1041 | 899 |
| Dec | 676 | 265 | 411 | 384 | 880 | 781 |
| 2017 Jan | 735 | 341 | 394 | 444 | 1006 | 846 |
| Feb | 731 | 330 | 401 | 423 | 983 | 883 |
| Mar | 812 | 360 | 452 | 437 | 1023 | 921 |
| Apr | 864 | 356 | 508 | 438 | 1125 | 1050 |
| May | 904 | 382 | 522 | 452 | 1157 | 1070 |
| Jun | 902 | 365 | 537 | 447 | 1243 | 1122 |
| Jul | 859 | 374 | 485 | 448 | 1155 | 1019 |
| Aug | 904 | 399 | 505 | 470 | 1059 | 1063 |



Note: Data from July,2012 onward includes ICTs.

* Included Islamabad

Contd.

9.1 Data on Traffic Accidents

| Year/Month | Total Number of Accidents | Accident | | Persons | | Total Number of Vehicles Involved |
|------------------|---------------------------|----------|-------------|---------|---------|-----------------------------------|
| | | Fatal | Non - Fatal | Killed | Injured | |
| ISLAMABAD | | | | | | |
| 2012-13 | 201 | 107 | 94 | 109 | 180 | 212 |
| 2013-14 | 256 | 120 | 136 | 132 | 206 | 256 |
| 2014-15 | 216 | 107 | 109 | 118 | 182 | 217 |
| 2015-16 | 244 | 120 | 124 | 140 | 209 | 244 |
| 2016-17 | 226 | 127 | 99 | 129 | 124 | 216 |
| 2016 Aug | 18 | 12 | 6 | 12 | 12 | 18 |
| Sep | 18 | 12 | 6 | 14 | 8 | 18 |
| Oct | 17 | 7 | 10 | 9 | 8 | 17 |
| Nov | 27 | 17 | 10 | 9 | 8 | 17 |
| Dec | 14 | 8 | 6 | 9 | 19 | 14 |
| 2017 Jan | 13 | 6 | 7 | 8 | 15 | 13 |
| Feb | 14 | 8 | 6 | 8 | 4 | 14 |
| Mar | 28 | 12 | 16 | 12 | 9 | 28 |
| Apr | 16 | 12 | 4 | 13 | 6 | 16 |
| May | 20 | 11 | 9 | 12 | 9 | 20 |
| Jun | 22 | 12 | 10 | 12 | 9 | 22 |
| Jul | 17 | 10 | 7 | 10 | 10 | 17 |
| Aug | 15 | 11 | 4 | 11 | 6 | 15 |
| PUNJAB | | | | | | |
| 2012-13 | 4587 | 2213 | 2374 | 2692 | 4515 | 4587 |
| 2013-14 | 3696 | 1717 | 1979 | 2145 | 3941 | 3696 |
| 2014-15 | 3054 | 1435 | 1619 | 1750 | 3652 | 3054 |
| 2015-16 | 3288 | 1576 | 1712 | 2053 | 4550 | 3288 |
| 2016-17 | 3819 | 1989 | 1830 | 2494 | 5231 | 3819 |
| 2016 Aug | 244 | 119 | 125 | 145 | 371 | 244 |
| Sep | 309 | 164 | 145 | 200 | 443 | 309 |
| Oct | 266 | 129 | 137 | 199 | 460 | 266 |
| Nov | 285 | 157 | 128 | 187 | 416 | 285 |
| Dec | 260 | 125 | 135 | 160 | 383 | 260 |
| 2017 Jan | 372 | 209 | 163 | 273 | 454 | 372 |
| Feb | 309 | 176 | 133 | 211 | 349 | 309 |
| Mar | 396 | 213 | 183 | 266 | 529 | 396 |
| Apr | 388 | 199 | 189 | 237 | 528 | 388 |
| May | 378 | 202 | 176 | 250 | 481 | 378 |
| Jun | 344 | 167 | 177 | 209 | 479 | 344 |
| Jul | 363 | 198 | 165 | 246 | 484 | 363 |
| Aug | 410 | 225 | 185 | 271 | 464 | 410 |
| SINDH | | | | | | |
| 2012-13 | 935 | 582 | 353 | 696 | 637 | 960 |
| 2013-14 | 945 | 613 | 332 | 791 | 893 | 1103 |
| 2014-15 | 881 | 583 | 298 | 771 | 863 | 1029 |
| 2015-16 | 924 | 634 | 290 | 749 | 754 | 1144 |
| 2016-17 | 880 | 608 | 272 | 786 | 970 | 1009 |
| 2016 Aug | 86 | 54 | 32 | 92 | 157 | 94 |
| Sep | 71 | 50 | 21 | 74 | 82 | 80 |
| Oct | 89 | 63 | 26 | 63 | 44 | 97 |
| Nov | 79 | 61 | 18 | 73 | 110 | 97 |
| Dec | 76 | 53 | 23 | 66 | 87 | 86 |
| 2017 Jan | 60 | 36 | 24 | 43 | 59 | 68 |
| Feb | 70 | 51 | 19 | 82 | 172 | 84 |
| Mar | 61 | 40 | 21 | 53 | 64 | 71 |
| Apr | 62 | 44 | 18 | 51 | 49 | 76 |
| May | 68 | 47 | 21 | 55 | 48 | 75 |
| Jun | 67 | 43 | 24 | 56 | 51 | 83 |
| Jul | 65 | 46 | 19 | 49 | 31 | 71 |
| Aug | 66 | 48 | 18 | 63 | 73 | 74 |

Contd.

9.1 Data on Traffic Accidents

| Year/Month | Total Number of Accidents | Accident | | Persons | | Total Number of Vehicles Involved |
|--------------------|---------------------------|----------|-------------|---------|---------|-----------------------------------|
| | | Fatal | Non - Fatal | Killed | Injured | |
| KHYBER P.K. | | | | | | |
| 2012-13 | 2968 | 846 | 2122 | 1059 | 4016 | 3736 |
| 2013-14 | 3120 | 877 | 2243 | 1033 | 4257 | 3934 |
| 2014-15 | 3399 | 942 | 2457 | 1137 | 4524 | 4260 |
| 2015-16 | 4287 | 1083 | 3204 | 1299 | 5527 | 5490 |
| 2016-17 | 4256 | 1103 | 3153 | 1317 | 5804 | 5736 |
| 2016 Aug | 345 | 77 | 268 | 92 | 443 | 440 |
| Sep | 381 | 91 | 290 | 96 | 516 | 490 |
| Oct | 389 | 110 | 279 | 126 | 518 | 521 |
| Nov | 352 | 97 | 255 | 114 | 481 | 472 |
| Dec | 303 | 73 | 230 | 94 | 384 | 390 |
| 2017 Jan | 270 | 75 | 195 | 100 | 454 | 364 |
| Feb | 315 | 80 | 235 | 94 | 416 | 445 |
| Mar | 299 | 83 | 216 | 88 | 340 | 387 |
| Apr | 364 | 89 | 275 | 124 | 493 | 526 |
| May | 392 | 106 | 286 | 118 | 562 | 537 |
| Jun | 420 | 117 | 303 | 140 | 628 | 607 |
| Jul | 364 | 94 | 270 | 119 | 572 | 502 |
| Aug | 378 | 94 | 284 | 99 | 481 | 512 |
| BALUCHISTAN | | | | | | |
| 2012-13 | 297 | 136 | 161 | 163 | 362 | 381 |
| 2013-14 | 342 | 173 | 169 | 247 | 480 | 434 |
| 2014-15 | 315 | 147 | 168 | 178 | 440 | 389 |
| 2015-16 | 357 | 178 | 179 | 207 | 504 | 470 |
| 2016-17 | 401 | 209 | 192 | 321 | 567 | 537 |
| 2016 Aug | 43 | 25 | 18 | 30 | 45 | 57 |
| Sep | 48 | 28 | 20 | 42 | 89 | 66 |
| Oct | 26 | 15 | 11 | 20 | 33 | 37 |
| Nov | 22 | 14 | 8 | 14 | 26 | 28 |
| Dec | 23 | 6 | 17 | 55 | 7 | 31 |
| 2017 Jan | 20 | 15 | 5 | 20 | 24 | 29 |
| Feb | 23 | 15 | 8 | 28 | 42 | 31 |
| Mar | 28 | 12 | 16 | 18 | 81 | 39 |
| Apr | 34 | 12 | 22 | 13 | 49 | 44 |
| May | 46 | 16 | 30 | 17 | 57 | 60 |
| Jun | 49 | 26 | 23 | 30 | 76 | 66 |
| Jul | 50 | 26 | 24 | 24 | 58 | 66 |
| Aug | 35 | 21 | 14 | 26 | 35 | 52 |

Source: Provincial Police Departments & ICT Police.

9.2 Data on Telecommunication 2017

| Months | Distribution of Cellular Mobile Subscribers | | | | | |
|--------|---|----------|----------|----------|----------|-------|
| | Total | Moblink | CM Pak | Ufone | Telenor | Warid |
| Jan | 137095352 | 51534764 | 27496157 | 18478378 | 39586053 | - |
| Feb | 137791721 | 51876119 | 27706481 | 18456580 | 39752541 | - |
| Mar | 139108964 | 52467361 | 28008535 | 18470351 | 40162717 | - |
| Apr | 139615595 | 52715972 | 27924625 | 18545001 | 40429997 | - |
| May | 140516259 | 52887845 | 28214245 | 18509224 | 40904945 | - |
| Jun | 139758116 | 52470638 | 28084677 | 18397981 | 40804820 | - |
| Jul | 139781754 | 52325198 | 28423969 | 18361997 | 40670590 | - |
| Aug | 139970762 | 52720636 | 28475681 | 18333129 | 40441316 | - |
| Sep | | | | | | |
| Oct | | | | | | |
| Nov | | | | | | |
| Dec | | | | | | |

Source : Pakistan Telecommunication Authority, Islamabad.

9.3 Visitors at Archaeological Museum in Pakistan

| Area/ attraction | June, 2017 | | July, 2017 | | August, 2017 | |
|--|------------|----------|------------|----------|--------------|----------|
| | Foreigner | National | Foreigner | National | Foreigner | National |
| PAKISTAN | 498 | 193184 | 1308 | 293662 | 1301 | 204735 |
| ISLAMABAD | 206 | 65472 | 566 | 155362 | 532 | 97853 |
| Pakistan Museum of Natural History | 8 | 17711 | 45 | 34344 | 15 | 18726 |
| Lok Virsa Heritage Museum | 88 | 16928 | 256 | 70727 | 192 | 27995 |
| Pakistan Monument Museum | 93 | 30651 | 239 | 49216 | 297 | 50392 |
| Pakistan Railway Heritage Museum | 17 | 182 | 26 | 1075 | 28 | 740 |
| PUNJAB | 243 | 116592 | 437 | 120391 | 488 | 80396 |
| Lahore Museum Lahore | 77 | 8347 | 187 | 28862 | 171 | 13688 |
| Allama Iqbal Library & Museum, Sialkot. | 2 | 420 | 2 | 850 | 3 | 1900 |
| Museum, Taxila, Rawalpindi | 70 | 24891 | 161 | 25390 | 157 | 15838 |
| Museum, Harappa, Sahiwal. | 5 | 28842 | 3 | 7173 | 5 | 17305 |
| Allama Iqbal Museum, Javaid Manzil, Lahore | - | 286 | 2 | 385 | 1 | 377 |
| PMDC Khewara Mines Museum, Chakwal | 89 | 53806 | 82 | 57731 | 151 | 31288 |
| SINDH | 41 | 8830 | 270 | 13455 | 248 | 22432 |
| National Museum of Pakistan, Karachi | 11 | 1820 | 11 | 2782 | 5 | 5499 |
| Sindh Provincial Museum, Hyderabad. | 8 | 2250 | 12 | 2356 | 16 | 2455 |
| Museum, Banbhore, Thatta. | - | 600 | 1 | 1200 | 1 | 1105 |
| Museum, Moenjodaro, Larkana. | 10 | 790 | 11 | 1822 | 13 | 1476 |
| Museum Umerkot, Tharparkar. | - | 3275 | - | 3416 | - | 9129 |
| Quid-e-Azam Birth Place, Karachi. | 6 | 49 | - | 43 | 3 | 1062 |
| Quid-e-Azam House Museum, Karachi. | 6 | 46 | 235 | 1836 | 210 | 1706 |
| KHYBER PAKHTUNKHWA | 8 | 2151 | 35 | 4326 | 33 | 3911 |
| Peshawar Museum, Peshawar. | 8 | 1282 | 25 | 2374 | 28 | 1688 |
| Museum Saidu Sharif, Swat. | - | 399 | 6 | 1362 | 4 | 1807 |
| Dir Museum, Chakdara | - | 470 | 4 | 590 | 1 | 416 |
| BALUCHISTAN | - | 139 | - | 128 | - | 143 |
| Museum Balochistan, Quetta. | - | 139 | - | 128 | - | 143 |

Source:-Department of Archaeology and Museum,
Government of Pakistan & Provincial Government

9.4 Visitors at Heritage Site in Pakistan

| Area/ attraction | June, 2017 | | July, 2017 | | August, 2017 | |
|---|------------|----------|------------|----------|--------------|----------|
| | Foreigner | National | Foreigner | National | Foreigner | National |
| PAKISTAN | 305 | 314366 | 482 | 421285 | 405 | 285955 |
| PUNJAB | 245 | 291560 | 414 | 383046 | 329 | 256734 |
| Jahangir's Tomb, Lahore | 30 | 18000 | 40 | 7500 | 30 | 8725 |
| Shalimar Garden, Lahore | 32 | 14955 | 39 | 13595 | 27 | 15657 |
| Royal Fort (Shahi Qila), Lahore | 86 | 144872 | 162 | 309388 | 88 | 169209 |
| Hiran Minar & Tank, Sheikhpura | 22 | 60000 | 9 | 20000 | 22 | 30000 |
| Harappa, Sahiwal | 5 | 28842 | 3 | 7173 | 5 | 17305 |
| Taxila, Rawalpindi | 70 | 24891 | 161 | 25390 | 157 | 15838 |
| SINDH | 24 | 10142 | 23 | 9638 | 29 | 14430 |
| Banbhore , Thatta. | - | 600 | 1 | 1200 | 1 | 1105 |
| Makli Hill Monument, Thatta | 14 | 5477 | 11 | 3200 | 15 | 2720 |
| Moenjodaro, Larkana. | 10 | 790 | 11 | 1822 | 13 | 1476 |
| Umerkot Fort, Tharparkar. | - | 3275 | - | 3416 | - | 9129 |
| KHYBER PAKHTUNKHWA. | 36 | 12664 | 45 | 28601 | 47 | 14791 |
| Remains of Takht-i-Bhai, Mardan | 6 | 12235 | 15 | 28020 | 7 | 14555 |
| Butkara Site Museum, Saidu Sharif, Swat | - | 29 | - | 81 | - | 36 |
| Julian Site, Haripur | 30 | 400 | 30 | 500 | 40 | 200 |
| BALUCHISTAN | | | | | | |

Source: Department of Archaeology and Museum.
Government of Pakistan & Provincial Government.

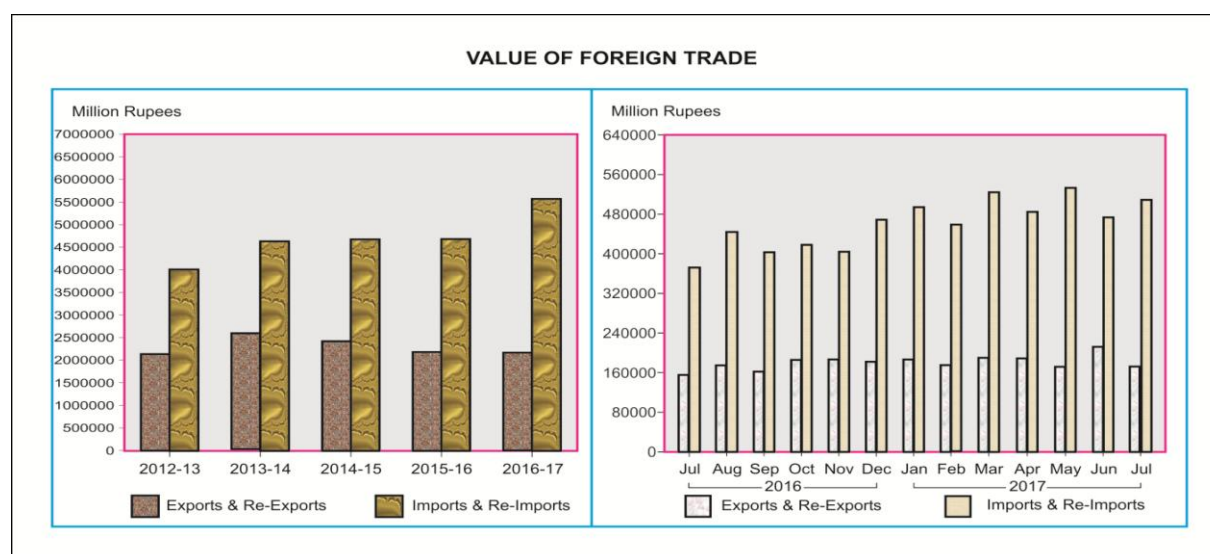
10. TRADE

10.1 Value of Foreign Trade

(Million Rupees)

| Year / Month | Exports | Re-Exports | Imports | Re-Imports | Balance of Trade |
|--------------|-------------|------------|-------------|------------|------------------|
| 2012-13 | 2,366,477.8 | 9,946.3 | 4,349,879.5 | -- | -1,973,455.4 |
| 2013-14 | 2,583,463.2 | 16,369.1 | 4,630,520.8 | 1,855.7 | -2,032,544.2 |
| 2014-15 | 2,397,513.0 | 20,191.2 | 4,644,151.6 | 20,961.9 | -2,247,409.3 |
| 2015-16 | 2,166,846.4 | 18,574.8 | 4,658,748.9 | 20,748.0 | -2,494,075.7 |
| 2016-17 * | 2,138,185.6 | 30,564.7 | 5,539,720.6 | 22,200.3 | -3,393,170.6 |
| 2016 Jul | 154,463.0 | 1146.8 | 370,368.8 | 1645.0 | -216,404.0 |
| Aug | 172,989.6 | 2117.8 | 450,160.7 | 2053.6 | -277,106.9 |
| Sep | 160,787.3 | 1266.7 | 400,544.8 | 1786.6 | -240,277.4 |
| Oct | 183,040.8 | 1452.0 | 417,105.7 | 1804.0 | -234,416.9 |
| Nov | 183,930.6 | 2054.0 | 440,287.5 | 1653.6 | -255,956.5 |
| Dec | 180,320.7 | 1593.3 | 467,036.0 | 1898.0 | -287,020.0 |
| 2017 Jan | 185,875.9 | 710.4 | 491,952.8 | 1952.9 | -307,319.4 |
| Feb | 171,029.4 | 4261.1 | 457,799.8 | 1947.4 | -284,456.7 |
| Mar | 187,921.8 | 1585.1 | 521,302.4 | 2324.6 | -334,120.1 |
| Apr | 188,385.9 | 196.8 | 519,814.4 | 1733.8 | -332,965.5 |
| May | 169,710.7 | 1769.3 | 530,620.3 | 1835.1 | -360,975.4 |
| Jun | 199,730.1 | 12411.4 | 472,727.4 | 1565.8 | -262,151.7 |
| Jul * | 171,501.3 | 2620.1 | 506,936.3 | 2065.0 | -334,879.9 |

* : Provisional

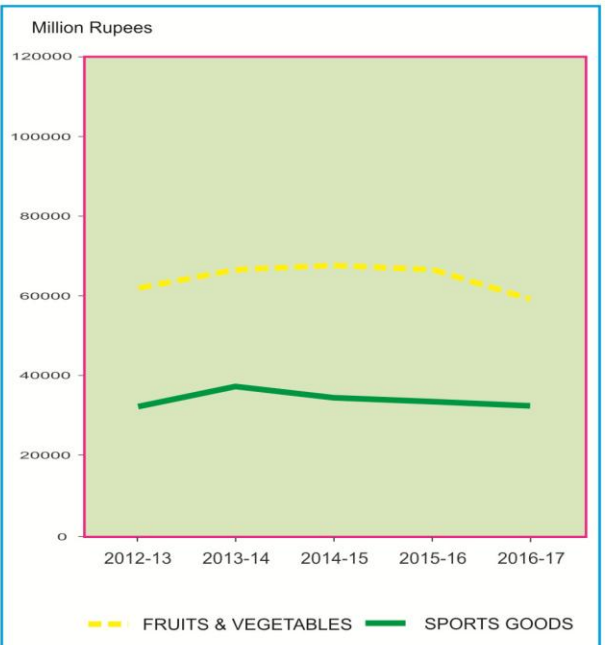
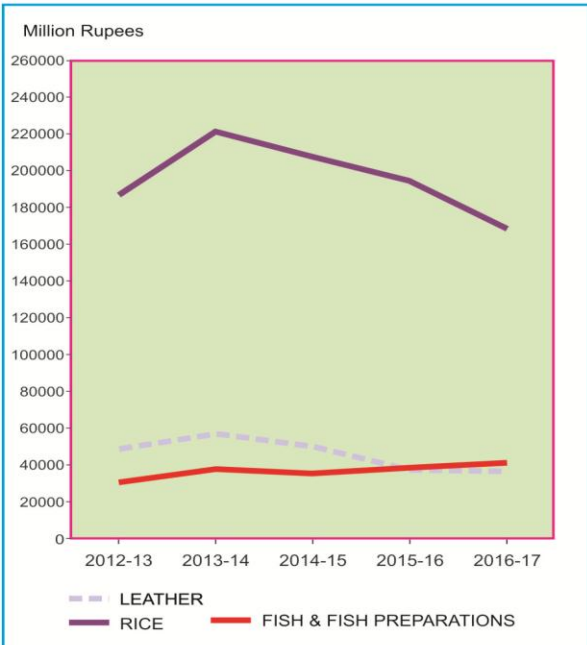
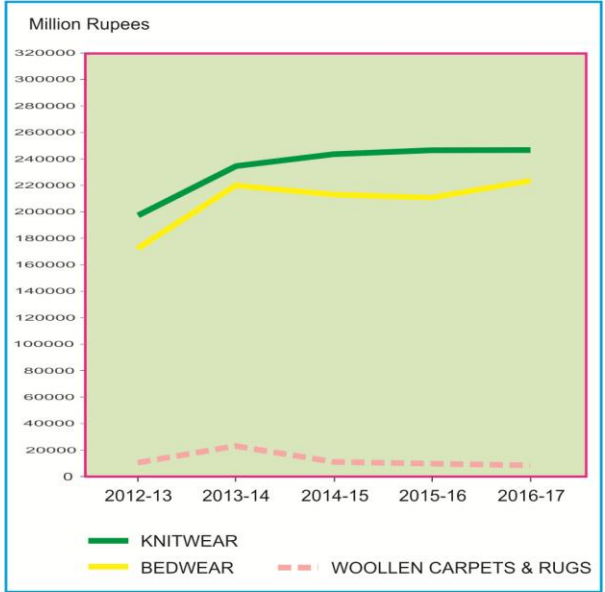
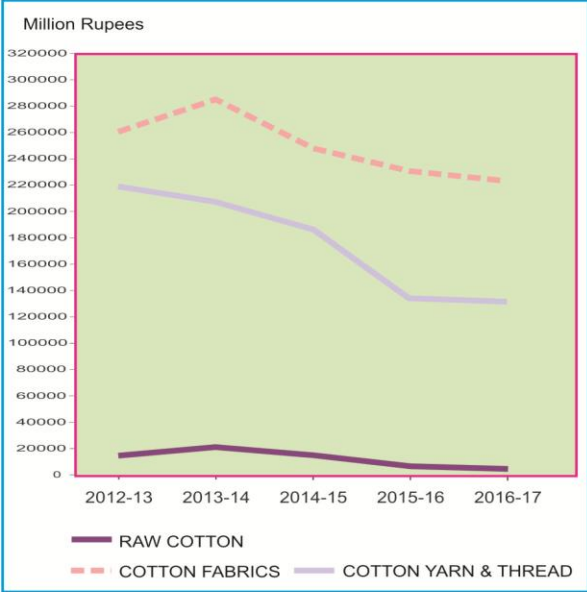


10.2 Exports by Commodity/Group

(Million Rupees)

| Year/ Month | Raw Cotton | Cotton Fabrics | Cotton Yarn and Thread | Knitwear | Bedwear | Woollen Carpets & Rugs | Leather | Rice | Fish & Fish Prepara- tions | Fruits & Vege- tables | Sports goods |
|----------------|---------------|-------------------|------------------------------|----------|----------|------------------------------|---------|----------|-------------------------------------|-----------------------------|-----------------|
| 2012-13 | 14888.1 | 260237.5 | 219017.0 | 197434.3 | 172724.2 | 11484.6 | 48455.7 | 186623.1 | 30759.1 | 62126.8 | 32375.2 |
| 2013-14 | 21352.5 | 285130.2 | 207199.9 | 235564.7 | 219961.7 | 12616.2 | 56496.4 | 222906.7 | 37917.6 | 66703.9 | 37259.6 |
| 2014-15 | 14932.7 | 248430.9 | 188615.4 | 243718.7 | 213017.9 | 11772.5 | 49582.8 | 206266.3 | 35429.4 | 67864.3 | 34293.6 |
| 2015-16 | 7948.1 | 230757.3 | 134027.9 | 246267.3 | 210543.5 | 9896.6 | 37802.9 | 194249.6 | 33918.4 | 66839.6 | 33861.6 |
| 2016-17 * | 4559.0 | 223675.4 | 131813.2 | 247242.0 | 223811.6 | 8053.9 | 36182.8 | 168244.0 | 41213.9 | 59241.8 | 32285.1 |
| 2016 Jul | 342.9 | 18186.7 | 11039.7 | 21543.2 | 17750.5 | 721.9 | 2700.2 | 8795.4 | 1164.5 | 3286.8 | 2564.3 |
| Aug | 724.2 | 21493.6 | 12617.0 | 21218.4 | 19468.0 | 686.9 | 3247.5 | 7906.2 | 1921.7 | 5072.9 | 2984.2 |
| Sep | 758.9 | 17615.7 | 9484.2 | 19212.6 | 18122.8 | 857.6 | 3035.2 | 8692.6 | 3615.0 | 3937.0 | 2274.9 |
| Oct | 1209.1 | 19213.1 | 12182.5 | 20598.7 | 19614.9 | 638.8 | 2926.8 | 15574.7 | 5306.9 | 4097.5 | 2682.4 |
| Nov | 470.9 | 17483.2 | 13520.5 | 20025.8 | 18008.4 | 820.1 | 3187.3 | 17352.1 | 4313.8 | 3963.9 | 2458.6 |
| Dec | 248.4 | 17668.4 | 11266.0 | 20639.8 | 17809.9 | 746.0 | 2697.8 | 16284.3 | 2873.6 | 6539.9 | 3052.6 |
| 2017 Jan | 111.5 | 21217.6 | 9925.2 | 20472.6 | 18593.8 | 518.4 | 2583.4 | 17166.6 | 2849.5 | 8756.4 | 2467.2 |
| Feb | 346.1 | 16340.2 | 9863.0 | 18539.4 | 18582.6 | 747.5 | 2792.3 | 16381.3 | 3051.0 | 6201.1 | 2643.1 |
| Mar | 90.6 | 19762.1 | 10211.9 | 19301.1 | 18907.7 | 542.7 | 3251.4 | 14404.9 | 3772.7 | 4108.8 | 2817.9 |
| Apr | 182.9 | 19917.8 | 10580.6 | 19500.8 | 18538.9 | 589.1 | 3176.4 | 18410.9 | 4259.3 | 5286.7 | 2920.4 |
| May | 53.2 | 16445.2 | 9653.0 | 19478.0 | 16367.4 | 482.5 | 3377.9 | 12239.1 | 5028.7 | 4481.2 | 2466.9 |
| Jun | 20.2 | 18331.9 | 11469.7 | 26711.7 | 22046.8 | 702.5 | 3206.6 | 15036.1 | 3057.3 | 3509.5 | 2952.5 |
| Jul * | 104.1 | 16880.9 | 11502.2 | 20431.5 | 18011.7 | 571.9 | 2474.6 | 11374.7 | 1347.0 | 3143.6 | 2452.0 |

EXPORTS BY COMMODITY/GROUP

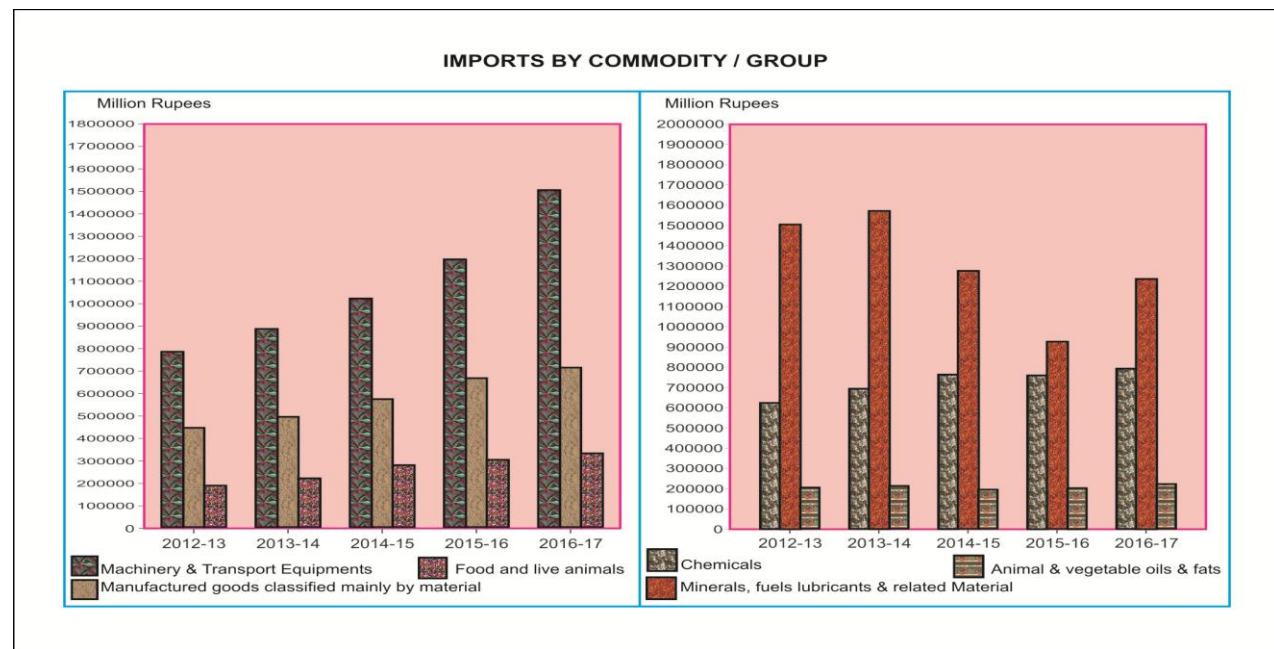


10.3 Imports by Commodity/Group

(Million Rupees)

| Year/Month | Machinery and Transport Equipment | Manufactured Goods Classified Mainly by Material | Food and Live animals | Chemicals | Mineral Fuels, Lubricants and related Materials | Animal or Vegetable Oils & Fats |
|------------|-----------------------------------|--|-----------------------|-----------|---|---------------------------------|
| 2012-13 | 783966.3 | 444919.9 | 190555.4 | 621466.0 | 1504034.0 | 205311.0 |
| 2013-14 | 886479.3 | 496850.9 | 221052.9 | 691397.7 | 1570968.0 | 213427.6 |
| 2014-15 | 1019546.8 | 571607.2 | 280008.3 | 761241.6 | 1274835.8 | 193222.0 |
| 2015-16 | 1197306.7 | 661908.8 | 305420.7 | 755705.4 | 927237.0 | 201551.1 |
| 2016-17 * | 1571759.2 | 718013.5 | 332265.7 | 796180.6 | 1237043.7 | 221074.1 |
| 2016 Jul | 97355.3 | 50976.7 | 22292.1 | 60724.8 | 87512.6 | 13060.9 |
| Aug | 145172.9 | 62853.0 | 28657.2 | 65166.2 | 83339.0 | 16417.9 |
| Sep | 114235.0 | 50983.6 | 25435.2 | 58982.8 | 93048.8 | 15408.0 |
| Oct | 129114.4 | 53452.9 | 27008.9 | 58652.6 | 90505.2 | 16791.2 |
| Nov | 118617.8 | 59607.4 | 27711.3 | 66151.6 | 102300.0 | 17928.8 |
| Dec | 132700.2 | 61183.8 | 26680.4 | 67315.2 | 105297.8 | 18966.9 |
| 2017 Jan | 158841.0 | 63992.7 | 32780.0 | 65342.3 | 91327.0 | 18859.0 |
| Feb | 124630.5 | 60038.8 | 32096.6 | 66453.9 | 96475.9 | 18577.5 |
| Mar | 137378.9 | 64258.8 | 33640.3 | 73332.2 | 122351.7 | 23117.7 |
| Apr | 144582.6 | 64172.4 | 30849.4 | 72738.2 | 117985.7 | 19241.1 |
| May | 141746.4 | 66156.3 | 23220.2 | 72448.7 | 130816.1 | 24476.3 |
| Jun | 127384.1 | 60337.0 | 19894.4 | 68872.0 | 116083.9 | 18228.8 |
| Jul * | 143689.7 | 69056.9 | 23109.1 | 76835.6 | 108458.8 | 23748.1 |

*: Provisional



10.4 Exports by Selected Commodities in Dollars

(In Thousand Dollar)

| Groups/commodities | Unit | July, 2017 | | Cuml, From July, 2017 | | July, 2016 | | Cuml, From July, 2016 | |
|--|------|------------|----------------|-----------------------|----------------|------------|----------------|-----------------------|----------------|
| | | Quantity | Value | Quantity | Value | Quantity | Value | Quantity | Value |
| GRAND TOTAL | | | 1626761 | | 1626761 | | 1474744 | | 1474744 |
| A.PRIMARY COMMODITIES | | | 201390 | | 201390 | | 154576 | | 154576 |
| 01.RICE | MT | 190455 | 107893 | 190455 | 107893 | 164092 | 83974 | 164092 | 83974 |
| (I) RICE BASMATI | MT | 31433 | 33091 | 31433 | 33091 | 28725 | 27731 | 28725 | 27731 |
| (II) RICE OTHER VARIETIES | MT | 159022 | 74802 | 159022 | 74802 | 135367 | 56243 | 135367 | 56243 |
| 02.FISH AND FISH PREPARATIONS | KG | 5612981 | 12776 | 5612981 | 12776 | 3693435 | 11118 | 3693435 | 11118 |
| 03.FRUIT & VEGETABLES INCL.JUICES | KG | 48150322 | 32240 | 48150322 | 32240 | 63855719 | 34086 | 63855719 | 34086 |
| (I) FRUITS | KG | 17072482 | 19493 | 17072482 | 19493 | 29182197 | 23234 | 29182197 | 23234 |
| (II) VEGETABLES | KG | 27970952 | 10325 | 27970952 | 10325 | 32791116 | 8147 | 32791116 | 8147 |
| (III) FRUIT & VEGETABLE JUICES | KG | 3106888 | 2422 | 3106888 | 2422 | 1882406 | 2705 | 1882406 | 2705 |
| 04.WHEAT | MT | 173 | 45 | 173 | 45 | | | | |
| 05.WHEAT FLOUR | MT | 47338 | 13171 | 47338 | 13171 | 22857 | 7143 | 22857 | 7143 |
| 06.SPICES(INCL. CHILLIES) | KG | 950076 | 3349 | 950076 | 3349 | 1199790 | 4892 | 1199790 | 4892 |
| 07.OIL SEEDS, NUTS AND KERNALS | KG | 1375005 | 1665 | 1375005 | 1665 | 765187 | 1027 | 765187 | 1027 |
| 08.LEGUMINOUS VEGETABLE | KG | | | | | | | | |
| 09.FLOWERS | KG | 33540 | 112 | 33540 | 112 | 26119 | 53 | 26119 | 53 |
| 10.RAW HIDES AND SKINS | KG | 2000 | 22 | 2000 | 22 | | | | |
| 11.RAW WOOL AND ANIMAL HAIR | KG | 161951 | 275 | 161951 | 275 | 308858 | 584 | 308858 | 584 |
| (I) RAW WOOL | KG | 34702 | 84 | 34702 | 84 | 87800 | 191 | 87800 | 191 |
| (II) ANIMAL HAIR | KG | 127249 | 191 | 127249 | 191 | 221058 | 392 | 221058 | 392 |
| 12.CRUDE ANIMAL MATERIAL | KG | 719111 | 1498 | 719111 | 1498 | 1098202 | 1494 | 1098202 | 1494 |
| 13.CRUDE FERTILIZER | MT | 495 | 72 | 495 | 72 | 1029 | 160 | 1029 | 160 |
| 14.MOLASSES | KG | 7676630 | 944 | 7676630 | 944 | 6647002 | 812 | 6647002 | 812 |
| 15.RAW COTTON | MT | 747 | 987 | 747 | 987 | 1921 | 3274 | 1921 | 3274 |
| 16.COTTON WASTE | MT | 6313 | 6504 | 6313 | 6504 | 2242 | 2247 | 2242 | 2247 |
| 17.PETROLEUM CRUDE | MT | 45241 | 15975 | 45241 | 15975 | | | | |
| 18.MARBLES AND STONES | MT | 24767 | 3128 | 24767 | 3128 | 26252 | 3634 | 26252 | 3634 |
| 19.TOBACCO | KG | 183540 | 730 | 183540 | 730 | 23859 | 78 | 23859 | 78 |
| (I) UN-MANUFACTURED | KG | 138440 | 515 | 138440 | 515 | 17770 | 48 | 17770 | 48 |
| (II) MANUFACTURED EXCL.CIGARET | KG | 45100 | 215 | 45100 | 215 | 6089 | 30 | 6089 | 30 |
| 20.COKE | MT | | | | | | | | |
| B.TEXTILES MANUFACTURES | | | 979708 | | 979708 | | 953340 | | 953340 |
| 01.COTTON YARN | KG | 42549465 | 109030 | 42549465 | 109030 | 36324405 | 102565 | 36324405 | 102565 |
| 02.COTTON CLOTH | SQM | 147894175 | 160123 | 147894175 | 160123 | 169323779 | 173638 | 169323779 | 173638 |
| 03.ARTICLES OF APPAREL & CLOTHI ACCESSORIES (EXCL. KNITWEARS) | DOZ | 3101632 | 212199 | 3101632 | 212199 | 2448619 | 176407 | 2448619 | 176407 |
| 04.ART SILK AND SYNTHETIC TEXTIL | SQ | 24055846 | 23480 | 24055846 | 23480 | 2676044 | 5339 | 2676044 | 5339 |
| 05.COTTON THREAD | KG | 15196 | 73 | 15196 | 73 | 696327 | 2836 | 696327 | 2836 |
| 06.TEXTILE FABRICS WOVEN(OTHER THAN COTTON & ARTIFICIAL FABRI | -- | | 300 | | 300 | | 263 | | 263 |
| 07.TULE, LACE, EMBROIDERY ETC | -- | | 1524 | | 1524 | | 1034 | | 1034 |
| 08.COTTON BAGS/SACKS | MT | 324 | 704 | 324 | 704 | 414 | 729 | 414 | 729 |
| 09.TENTS & OTHER CANVAS GOODS | KG | 1692259 | 4837 | 1692259 | 4837 | 1664888 | 3839 | 1664888 | 3839 |
| 10.BED WEAR | KG | 26568411 | 170849 | 26568411 | 170849 | 27376577 | 169474 | 27376577 | 169474 |
| 11.TOWELS | KG | 13456082 | 51447 | 13456082 | 51447 | 14033734 | 58958 | 14033734 | 58958 |
| 12.TEXTILE MADE UPS (EXCL. TOWE & BED WEAR) | -- | | 47643 | | 47643 | | 46510 | | 46510 |
| 13.KNITWEARS | DOZ | 7528822 | 193802 | 7528822 | 193802 | 9210190 | 205685 | 9210190 | 205685 |
| 14.WASTE MATERIAL OF TEXTILE FIBRES/FABRICS | KG | 1200962 | 800 | 1200962 | 800 | 1959683 | 1231 | 1959683 | 1231 |
| 15.YARN OTHER THAN COTTON YARN | KG | 350778 | 1074 | 350778 | 1074 | 570676 | 1634 | 570676 | 1634 |
| 16.KINTTED OR CROCHATED FABRICS | SQM | 1077137 | 1823 | 1077137 | 1823 | 1045105 | 3197 | 1045105 | 3197 |

Contd.

10.4 Exports by Selected Commodities in Dollars

(In Thousand Dollar)

| Groups/commodities | Unit | July, 2017 | | Cuml, From July, 2017 | | July, 2016 | | Cuml, From July, 2016 | |
|--|------|------------|---------------|-----------------------|---------------|------------|---------------|-----------------------|---------------|
| | | Quantity | Value | Quantity | Value | Quantity | Value | Quantity | Value |
| C.OTHER MANUFACTURES | | | 289157 | | 289157 | | 244662 | | 244662 |
| 01.CIGARETTES | TH | 2700 | 52 | 2700 | 52 | | | | |
| 02.LEATHER | SQ | 2079580 | 23473 | 2079580 | 23473 | 1276506 | 25780 | 1276506 | 25780 |
| 03.CARPETS,RUGS AND TAPESTRIES | SQM | 137087 | 5543 | 137087 | 5543 | 131917 | 6926 | 131917 | 6926 |
| (I) WOOLLEN CARPETS AND RUGS | SQM | 114267 | 5425 | 114267 | 5425 | 130743 | 6892 | 130743 | 6892 |
| (II) WOOLLEN CARPET MACHINE M | SQM | | | | | 440 | 13 | 440 | 13 |
| (III) TAPESTRY CLOTH | SQM | | | | | | | | |
| (IV) CARPETS KNOTTED & OTHER FLOOR COVERING | SQM | 22820 | 118 | 22820 | 118 | 734 | 21 | 734 | 21 |
| 04.PETROLEUM PRODUCTS | MT | 34240 | 15127 | 34240 | 15127 | 14314 | 5867 | 14314 | 5867 |
| 05.FEEDING STUFF FOR ANIMALS | KG | 31831626 | 3879 | 31831626 | 3879 | 14043585 | 2840 | 14043585 | 2840 |
| 06.CHEMICALS AND PHARMACEUTICAL PRODUCTS | -- | | 86527 | | 86527 | | 62992 | | 62992 |
| (I) PLASTIC MATERIALS | KG | 17143268 | 16376 | 17143268 | 16376 | 8034203 | 14186 | 8034203 | 14186 |
| (II) PHARMACAUTICAL PRODUCTS. | KG | 958827 | 19621 | 958827 | 19621 | 845495 | 16450 | 845495 | 16450 |
| (III) FERTILIZER MANUFACTURES | MT | 25872 | 5931 | 25872 | 5931 | | | | |
| (IV) OTHER CHEMICAL | -- | | 44600 | | 44600 | | 32356 | | 32356 |
| 07.RUBBER MANUFACTURES | -- | | 1185 | | 1185 | | 919 | | 919 |
| 08.PAPER AND PAPER BOARD | KG | 3086935 | 6744 | 3086935 | 6744 | 3302379 | 7353 | 3302379 | 7353 |
| 09.GUAR AND GUAR PRODUCTS | KG | 1280203 | 2004 | 1280203 | 2004 | 927345 | 1126 | 927345 | 1126 |
| 10.CUTLERY | -- | | 7415 | | 7415 | | 6047 | | 6047 |
| 11.GOLD | GM | | | | | | | | |
| 12.COPPER AND ARTICLES THEREOF | -- | | 5318 | | 5318 | | 3502 | | 3502 |
| 13.MACHINERY & TRANSPORT EQUIPMEN (INCL.ENGINEERING ELECTRICALS) | | | 19544 | | 19544 | | 14362 | | 14362 |
| (I) ELECTRIC FANS | NO | 117161 | 2269 | 117161 | 2269 | 139255 | 2916 | 139255 | 2916 |
| (II) TRANSPORT EQUIPMENT | -- | | 1387 | | 1387 | | 520 | | 520 |
| (III) OTHER ELECTRICAL MACHINE | -- | | 3484 | | 3484 | | 2468 | | 2468 |
| (IV) MACHINERY SPECIALIZED | -- | | 3034 | | 3034 | | 2417 | | 2417 |
| PARTICULARS INDUSTRIES | | | | | | | | | |
| (V) AUTO PARTS | -- | | 1256 | | 1256 | | 1019 | | 1019 |
| (VI) OTHER MACHINERY | -- | | 8115 | | 8115 | | 5022 | | 5022 |
| 14.FOOTWEARS | PAIR | 728278 | 9561 | 728278 | 9561 | 1021886 | 10076 | 1021886 | 10076 |
| (I) LEATHER FOOTWEAR | PAIR | 488527 | 8696 | 488527 | 8696 | 593735 | 8904 | 593735 | 8904 |
| (II) CANVAS FOOTWEAR | PAIR | 2516 | 11 | 2516 | 11 | 2160 | 10 | 2160 | 10 |
| (III) OTHER FOOTWEAR | PAIR | 237235 | 854 | 237235 | 854 | 425991 | 1162 | 425991 | 1162 |
| 15.LEATHER MANUFACTURES(EXCL. LEATHER FOOTWEARS) | -- | | 42097 | | 42097 | | 40971 | | 40971 |
| (I) LEATHER GLOVES | DOZ | 440340 | 14451 | 440340 | 14451 | 400694 | 13280 | 400694 | 13280 |
| (II) APPAREL & CLOTHING | DOZ | 59879 | 26621 | 59879 | 26621 | 84431 | 26687 | 84431 | 26687 |
| (III) OTHER LEATHER MANUFACTUR | KG | 73102 | 1025 | 73102 | 1025 | 61285 | 1004 | 61285 | 1004 |
| 16.HOUSE-HOLD EQUIPMENT | KG | 552595 | 1943 | 552595 | 1943 | 675573 | 1958 | 677543 | 1958 |
| 17.SPORTS GOODS | -- | | 23258 | | 23258 | | 24483 | | 24483 |
| (I) FOOT BALLS COMPLETE | DOZ | 228271 | 11005 | 228271 | 11005 | 244875 | 12963 | 244875 | 12963 |
| (II) GLOVES (SPORTS) | DOZ | 163836 | 8410 | 163836 | 8410 | 202524 | 7263 | 202524 | 7263 |
| (III) OTHER | -- | | 3843 | | 3843 | | 4256 | | 4256 |
| 18.SURGICAL GOODS,MEDICAL INSTRUMENTS AND APPLIANCES | NO | 14691807 | 30022 | 14691807 | 30022 | 13002983 | 23101 | 13002983 | 23101 |
| 19.ONYX MANUFACTURED | KG | 172655 | 498 | 172655 | 498 | 228991 | 474 | 228991 | 474 |
| 20.HANDICRAFTS | -- | | | | | | 9 | | 9 |
| 21.TEXTILE PRODUCT & ARTICLE FOR TECHNICAL USE | KG | 31309 | 158 | 31309 | 158 | 18512 | 94 | 18512 | 94 |
| 22.BOOKS AND PRINTED MATTERS | -- | | 330 | | 330 | | 319 | | 319 |
| 23.PIG IRON | MT | 19 | 12 | 19 | 12 | 1 | 1 | 1 | 1 |
| 24.PRECIOUS/SEMI-PRECIOUS STON | GM | 199576 | 233 | 199576 | 233 | 304720 | 210 | 304720 | 210 |
| 25.JEWELLERY | -- | | 292 | | 292 | | 509 | | 509 |
| 26.ARTICLES OF PLASTIC | KG | 1288196 | 3432 | 1288196 | 3432 | 1501307 | 4298 | 1501307 | 4298 |
| 27.FURNITURE | NO | 21482 | 414 | 21482 | 414 | 22982 | 323 | 22982 | 323 |
| 28.PARTS OF FOOTWEAR | -- | | 98 | | 98 | | 119 | | 119 |
| D.OTHERS | -- | | 156506 | | 156506 | | 122165 | | 122165 |

10.5 Exports by Selected Commodities in Rupees

(In Thousand Rupees)

| Groups/commodities | Unit | July, 2017 | | Cuml, From July, 2017 | | July, 2016 | | Cuml, From July, 2016 | |
|---|------|------------|------------------|-----------------------|------------------|------------|------------------|-----------------------|------------------|
| | | Quantity | Value | Quantity | Value | Quantity | Value | Quantity | Value |
| GRAND TOTAL | | | 171501262 | | 171501262 | | 154462951 | | 154462951 |
| A.PRIMARY COMMODITIES | | | 21231545 | | 21231545 | | 16190125 | | 16190125 |
| 01.RICE | MT | 190455 | 11374659 | 190455 | 11374659 | 164092 | 8795362 | 164092 | 8795362 |
| (I) RICE BASMATI | MT | 31433 | 3488636 | 31433 | 3488636 | 28725 | 2904508 | 28725 | 2904508 |
| (II) RICE OTHER VARIETIES | MT | 159022 | 7886023 | 159022 | 7886023 | 135367 | 5890854 | 135367 | 5890854 |
| 02.FISH AND FISH PREPARATIONS | KG | 5612981 | 1346962 | 5612981 | 1346962 | 3693435 | 1164503 | 3693435 | 1164503 |
| 03.FRUILS & VEGETABLES INCL.JUICES | KG | 48150322 | 3398917 | 48150322 | 3398917 | 63855719 | 3570180 | 63855719 | 3570180 |
| (I) FRUILS | KG | 17072482 | 2055075 | 17072482 | 2055075 | 29182197 | 2433499 | 29182197 | 2433499 |
| (II) VEGETABLES | KG | 27970952 | 1088503 | 27970952 | 1088503 | 32791116 | 853329 | 32791116 | 853329 |
| (III) FRUIT & VEGETABLE JUICES | KG | 3106888 | 255339 | 3106888 | 255339 | 1882406 | 283353 | 1882406 | 283353 |
| 04.WHEAT | MT | 173 | 4773 | 173 | 4773 | | | | |
| 05.WHEAT FLOUR | MT | 47338 | 1388538 | 47338 | 1388538 | 22857 | 748181 | 22857 | 748181 |
| 06.SPICES(INCL. CHILLIES) | KG | 950076 | 353075 | 950076 | 353075 | 1199790 | 512393 | 1199790 | 512393 |
| 07.OIL SEEDS, NUTS AND KERNALS | KG | 1375005 | 175519 | 1375005 | 175519 | 765187 | 107533 | 765187 | 107533 |
| 08.LEGUMINOUS VEGETABLE | KG | | | | | | | | |
| 09.FLOWERS | KG | 33540 | 11839 | 33540 | 11839 | 26119 | 5568 | 26119 | 5568 |
| 10.RAW HIDES AND SKINS | KG | 2000 | 2327 | 2000 | 2327 | | | | |
| 11.RAW WOOL AND ANIMAL HAIR | KG | 161951 | 29012 | 161951 | 29012 | 308858 | 61128 | 308858 | 61128 |
| (I) RAW WOOL | KG | 34702 | 8884 | 34702 | 8884 | 87800 | 20027 | 87800 | 20027 |
| (II) ANIMAL HAIR | KG | 127249 | 20128 | 127249 | 20128 | 221058 | 41101 | 221058 | 41101 |
| 12.CRUE ANIMAL MATERIAL | KG | 719111 | 157974 | 719111 | 157974 | 1098202 | 156439 | 1098202 | 156439 |
| 13.CRUE FERTILIZER | MT | 495 | 7595 | 495 | 7595 | 1029 | 16763 | 1029 | 16763 |
| 14.MOLASSES | KG | 7676630 | 99546 | 7676630 | 99546 | 6647002 | 85030 | 6647002 | 85030 |
| 15.RAW COTTON | MT | 747 | 104098 | 747 | 104098 | 1921 | 342940 | 1921 | 342940 |
| 16.COTTON WASTE | MT | 6313 | 685730 | 6313 | 685730 | 2242 | 235302 | 2242 | 235302 |
| 17.PETROLEUM CRUE | MT | 45241 | 1684199 | 45241 | 1684199 | | | | |
| 18.MARBLES AND STONES | MT | 24767 | 329784 | 24767 | 329784 | 26252 | 380647 | 26252 | 380647 |
| 19.TOBACCO | KG | 183540 | 76997 | 183540 | 76997 | 23859 | 8156 | 23859 | 8156 |
| (I) UN-MANUFACTURED | KG | 138440 | 54321 | 138440 | 54321 | 17770 | 5010 | 17770 | 5010 |
| (II) MANUFACTURED EXCL.CIGARE | TKG | 45100 | 22677 | 45100 | 22677 | 6089 | 3146 | 6089 | 3146 |
| 20.COKE | MT | | | | | | | | |
| B.TEXTILES MANUFACTURES | | | 103285719 | | 103285719 | | 99851748 | | 99851748 |
| 01.COTTON YARN | KG | 42549465 | 11494484 | 42549465 | 11494484 | 36324405 | 10742582 | 36324405 | 10742582 |
| 02.COTTON CLOTH | SQM | 147894175 | 16880923 | 147894175 | 16880923 | 169323779 | 18186675 | 169323779 | 18186675 |
| 03.ARTICLES OF APPAREL & CLOTH ACCESSORIES (EXCL. KNITWEARS) | IDOZ | 3101632 | 22371083 | 3101632 | 22371083 | 2448619 | 18476672 | 2448619 | 18476672 |
| 04.ART SILK AND SYNTHETIC TEXTIL | SQM | 24055846 | 2475343 | 24055846 | 2475343 | 2676044 | 559153 | 2676044 | 559153 |
| 05.COTTON THREAD | KG | 15196 | 7706 | 15196 | 7706 | 696327 | 297075 | 696327 | 297075 |
| 06.TEXTILE FABRICS WOVEN(OTHER THAN COTTON & ARTIFICIAL FABRI | -- | | 31669 | | 31669 | | 27567 | | 27567 |
| 07.TULE, LACE, EMBROIDERY ETC | -- | | 160698 | | 160698 | | 108336 | | 108336 |
| 08.COTTON BAGS/SACKS | MT | 324 | 74225 | 324 | 74225 | 414 | 76327 | 414 | 76327 |
| 09.TENTS & OTHER CANVAS GOODS | KG | 1692259 | 509953 | 1692259 | 509953 | 1664888 | 402074 | 1664888 | 402074 |
| 10.BED WEAR | KG | 26568411 | 18011734 | 26568411 | 18011734 | 27376577 | 17750546 | 27376577 | 17750546 |
| 11.TOWELS | KG | 13456082 | 5423843 | 13456082 | 5423843 | 14033734 | 6175158 | 14033734 | 6175158 |
| 12.TEXTILE MADE UPS (EXCL. TOW & BED WEAR) | E-- | | 5022719 | | 5022719 | | 4871426 | | 4871426 |
| 13.KNITWEARS | DOZ | 7528822 | 20431522 | 7528822 | 20431522 | 9210190 | 21543158 | 9210190 | 21543158 |
| 14.WASTE MATERIAL OF TEXTILE FIBRES/FABRICS | KG | 1200962 | 84373 | 1200962 | 84373 | 1959683 | 128938 | 1959683 | 128938 |
| 15.YARN OTHER THAN COTTON YARN | KG | 350778 | 113270 | 350778 | 113270 | 570676 | 171170 | 570676 | 171170 |
| 16.KINTTED OR CROCHATED FABRIC | SSQM | 1077137 | 192173 | 1077137 | 192173 | 1045105 | 334892 | 1045105 | 334892 |

Contd.

10.5 Exports by Selected Commodities in Rupees

(In Thousand Rupees)

| Groups/commodities | Unit | July, 2017 | | Cuml, From July, 2017 | | July, 2016 | | Cuml, From July, 2016 | |
|---|------|------------|-----------------|-----------------------|-----------------|------------|-----------------|-----------------------|-----------------|
| | | Quantity | Value | Quantity | Value | Quantity | Value | Quantity | Value |
| C.OTHER MANUFACTURES | | | 30484399 | | 30484399 | | 25625583 | | 25625583 |
| 01.CIGARETTES | THNO | 2700 | 5504 | 2700 | 5504 | | | | |
| 02.LEATHER | SQM | 2079580 | 2474609 | 2079580 | 2474609 | 1276506 | 2700198 | 1276506 | 2700198 |
| 03.CARPETS,RUGS AND TAPESTRIES | SQM | 137087 | 584385 | 137087 | 584385 | 131917 | 725473 | 131917 | 725473 |
| (I) WOOLLEN CARPETS AND RUGS | SQM | 114267 | 571910 | 114267 | 571910 | 130743 | 721911 | 130743 | 721911 |
| (II) WOOLLEN CARPET MACHINE M | SQM | | | | | 440 | 1340 | 440 | 1340 |
| (III) TAPESTRY CLOTH | SQM | | | | | | | | |
| (IV) CARPETS KNOTTED & OTHER FLOOR COVERING | SQM | 22820 | 12474 | 22820 | 12474 | 734 | 2222 | 734 | 2222 |
| 04.PETROLEUM PRODUCTS | MT | 34240 | 1594727 | 34240 | 1594727 | 14314 | 614553 | 14314 | 614553 |
| 05.FEEDING STUFF FOR ANIMALS | KG | 31831626 | 408918 | 31831626 | 408918 | 14043585 | 297499 | 14043585 | 297499 |
| 06.CHEMICALS AND PHARMACEUTICA PRODUCTS | -- | | 9122141 | | 9122141 | | 6597754 | | 6597754 |
| (I) PLASTIC MATERIALS | KG | 17143268 | 1726394 | 17143268 | 1726394 | 8034203 | 1485783 | 8034203 | 1485783 |
| (II) PHARMACAUTICAL PRODUCTS. | KG | 958827 | 2068497 | 958827 | 2068497 | 845495 | 1722993 | 845495 | 1722993 |
| (III) FERTILIZER MANUFACTURES | MT | 25872 | 625249 | 25872 | 625249 | | | | |
| (IV) OTHER CHEMICAL | -- | | 4702000 | | 4702000 | | 3388978 | | 3388978 |
| 07.RUBBER MANUFACTURES | -- | | 124939 | | 124939 | | 96297 | | 96297 |
| 08.PAPER AND PAPER BOARD | KG | 3086935 | 710947 | 3086935 | 710947 | 3302379 | 770121 | 3302379 | 770121 |
| 09.GUAR AND GUAR PRODUCTS | KG | 1280203 | 211254 | 1280203 | 211254 | 927345 | 117934 | 927345 | 117934 |
| 10.CUTLERY | -- | | 781734 | | 781734 | | 633404 | | 633404 |
| 11.GOLD | GM | | | | | | | | |
| 12.COPPER AND ARTICLES THEREOF | -- | | 560608 | | 560608 | | 366778 | | 366778 |
| 13.MACHINERY & TRANSPORT EQUIPMEN. (INCL.ENGINEERING ELECTRICALS) | | | 2060455 | | 2060455 | | 1504238 | | 1504238 |
| (I) ELECTRIC FANS | NO | 117161 | 239198 | 117161 | 239198 | 139255 | 305409 | 139255 | 305409 |
| (II) TRANSPORT EQUIPMENT | -- | | 146192 | | 146192 | | 54477 | | 54477 |
| (III) OTHER ELECTRICAL MACHINE | -- | | 367295 | | 367295 | | 258497 | | 258497 |
| (IV) MACHINERY SPECIALIZED PARTICULARS INDUSTRIES | -- | | 319840 | | 319840 | | 253118 | | 253118 |
| (V) AUTO PARTS | -- | | 132405 | | 132405 | | 106702 | | 106702 |
| (VI) OTHER MACHINERY | -- | | 855525 | | 855525 | | 526035 | | 526035 |
| 14.FOOTWEARS | PAIR | 728278 | 1007946 | 728278 | 1007946 | 1021886 | 1055345 | 1021886 | 1055345 |
| (I) LEATHER FOOTWEAR | PAIR | 488527 | 916761 | 488527 | 916761 | 593735 | 932599 | 593735 | 932599 |
| (II) CANVAS FOOTWEAR | PAIR | 2516 | 1177 | 2516 | 1177 | 2160 | 1045 | 2160 | 1045 |
| (III) OTHER FOOTWEAR | PAIR | 237235 | 90007 | 237235 | 90007 | 425991 | 121701 | 425991 | 121701 |
| 15.LEATHER MANUFACTURES(EXCL. LEATHER FOOTWEARS) | -- | | 4438092 | | 4438092 | | 4291243 | | 4291243 |
| (I) LEATHER GLOVES | DOZ | 440340 | 1523528 | 440340 | 1523528 | 400694 | 1390924 | 400694 | 1390924 |
| (II) APPAREL & CLOTHING | DOZ | 59879 | 2806477 | 59879 | 2806477 | 84431 | 2795144 | 84431 | 2795144 |
| (III) OTHER LEATHER MANUFACTUR | KG | 73102 | 108087 | 73102 | 108087 | 61285 | 105175 | 61285 | 105175 |
| 16.HOUSE-HOLD EQUIPMENT | KG | 552595 | 204863 | 552595 | 204863 | 675543 | 205082 | 675543 | 205082 |
| 17.SPORTS GOODS | -- | | 2452010 | | 2452010 | | 2564326 | | 2564326 |
| (I) FOOT BALLS COMPLETE | DOZ | 228271 | 1160231 | 228271 | 1160231 | 244875 | 1357739 | 244875 | 1357739 |
| (II) GLOVES (SPORTS) | DOZ | 163836 | 886611 | 163836 | 886611 | 202524 | 760769 | 202524 | 760769 |
| (III) OTHER | -- | | 405168 | | 405168 | | 445817 | | 445817 |
| 18.SURGICAL GOODS,MEDICAL INSTRUMENTS AND APPLIANCES | NO | 14691807 | 3165040 | 14691807 | 3165040 | 13002983 | 2419574 | 13002983 | 2419574 |
| 19.ONYX MANUFACTURED | KG | 172655 | 52520 | 172655 | 52520 | 228991 | 49658 | 228991 | 49658 |
| 20.HANDICRAFTS | -- | | | | | | 940 | | 940 |
| 21.TEXTILE PRODUCT & ARTICLE FOR TECHNICAL USE | KG | 31309 | 16622 | 31309 | 16622 | 18512 | 9825 | 18512 | 9825 |
| 22.BOOKS AND PRINTED MATTERS | -- | | 34758 | | 34758 | | 33398 | | 33398 |
| 23.PIG IRON | MT | 19 | 1237 | 19 | 1237 | 1 | 151 | 1 | 151 |
| 24.PRECIOUS/SEMI-PRECIOUS STON | GM | 199576 | 24517 | 199576 | 24517 | 304720 | 21986 | 304720 | 21986 |
| 25.JEWELLERY | -- | | 30819 | | 30819 | | 53348 | | 53348 |
| 26.ARTICLES OF PLASTIC | KG | 1288196 | 361772 | 1288196 | 361772 | 1501307 | 450144 | 1501307 | 450144 |
| 27.FURNITURE | NO | 21482 | 43658 | 21482 | 43658 | 22982 | 33808 | 22982 | 33808 |
| 28.PARTS OF FOOTWEAR | -- | | 10324 | | 10324 | | 12509 | | 12509 |
| D.OTHERS | -- | | 16499599 | | 16499599 | | 12795495 | | 12795495 |

10.6 Imports by Selected Commodities in Dollars

(In Thousand Dollar)

| Groups/commodities | Unit | July, 2017 | | Cuml, From July, 2017 | | July, 2016 | | Cuml, From July, 2016 | |
|---|------|------------|----------------|-----------------------|----------------|------------|----------------|-----------------------|----------------|
| | | Quantity | Value | Quantity | Value | Quantity | Value | Quantity | Value |
| GRAND TOTAL | | | 4808500 | | 4808500 | | 3536119 | | 3536119 |
| A. FOOD GROUP | | | 367009 | | 367009 | | 270051 | | 270051 |
| 1.MILK AND CREAM | KG | 6545294 | 11966 | 6545294 | 11966 | 8341424 | 18416 | 8341424 | 18416 |
| 2.WHEAT UNMILLED | MT | -- | -- | -- | -- | -- | -- | -- | -- |
| 3.PULSES | KG | 56961868 | 51752 | 56961868 | 51752 | 65953559 | 61678 | 65953559 | 61678 |
| 4.DRY FRUITS | KG | 10507086 | 14618 | 10507086 | 14618 | 6890575 | 9442 | 6890575 | 9442 |
| 5.SUGAR REFINED | MT | 748 | 466 | 748 | 466 | 666 | 340 | 666 | 340 |
| 6.TEA | KG | 15303467 | 45912 | 15303467 | 45912 | 17584487 | 42097 | 17584487 | 42097 |
| 7.SPICES | KG | 11551221 | 12179 | 11551221 | 12179 | 10139941 | 8371 | 10139941 | 8371 |
| 8.MILK FOOD FOR BABIES,INFT.,INVLD | KG | 1658813 | 10333 | 1658813 | 10333 | 1234098 | 8900 | 1234098 | 8900 |
| 9.BEVERAGES | LTR | 1744682 | 1022 | 1744682 | 1022 | 1081827 | 733 | 1081827 | 733 |
| 10.PALM OIL | KG | 213229825 | 176598 | 213229825 | 176598 | 150727551 | 104771 | 150727551 | 104771 |
| 11.SOYABEAN OIL | KG | 36380272 | 42163 | 36380272 | 42163 | 11137264 | 15304 | 11137264 | 15304 |
| B. MACHINERY GROUP | | | 1362956 | | 1362956 | | 929506 | | 929506 |
| 1.POWER GENERATING MACH. | -- | | 286366 | | 286366 | | 179150 | | 179150 |
| 2.AGRICULTURE MACHINERY&IMPLEMENTS | -- | | 11724 | | 11724 | | 7912 | | 7912 |
| 3.CONSTRUCTION & MINING MACHINERY | -- | | 39065 | | 39065 | | 26616 | | 26616 |
| 4.TEXTILE MACHINERY | -- | | 40947 | | 40947 | | 44695 | | 44695 |
| 5.METAL WORKING MACHINERY | -- | | 11823 | | 11823 | | 10546 | | 10546 |
| 6.GEN INDUSTRIAL MACH & EQU/PARTS NS | -- | | 234434 | | 234434 | | 168393 | | 168393 |
| 7.OFFICE MACH.INCL.DATA PROS. EQUIP. | -- | | 36683 | | 36683 | | 39016 | | 39016 |
| 8.TELECOM & SOUND RECORDING EQUIP | -- | | 112111 | | 112111 | | 74182 | | 74182 |
| 9.ELECTRICAL MACHINERY & APPARATUS | -- | | 167187 | | 167187 | | 124802 | | 124802 |
| 10.ROAD MOTOR VEHICLES | -- | | 201008 | | 201008 | | 167292 | | 167292 |
| 11.RAILWAY VEHICLES | -- | | 57668 | | 57668 | | 20328 | | 20328 |
| 12.AIRCRAFTS,SHIPS AND BOATS | -- | | 80809 | | 80809 | | 13257 | | 13257 |
| 13.OTHER MACHINERY | -- | | 83130 | | 83130 | | 53316 | | 53316 |
| C. PETROLEUM GROUP | | | 946953 | | 946953 | | 778008 | | 778008 |
| 1.CRUDE PETROLEUM | MT | 681623 | 218514 | 681623 | 218514 | 678013 | 193810 | 678013 | 193810 |
| 2.PETROLEUM PRODUCTS | MT | 1416248 | 581033 | 1416248 | 581033 | 945212 | 492323 | 945212 | 492323 |
| 3.GAS NATURAL & MANUFACTURED | -- | | 147406 | | 147406 | | 91876 | | 91876 |
| D. TEXTILE GROUP | | | 134409 | | 134409 | | 114582 | | 114582 |
| 1.SYNTHETIC AND REGENERATED FIBRE | KG | 19941394 | 50909 | 19941394 | 50909 | 22606749 | 43219 | 22606749 | 43219 |
| 2.SYNTHETIC & ARTIFICIAL SILK YARN | KG | 27057385 | 58713 | 27057385 | 58713 | 22703062 | 50680 | 22703062 | 50680 |
| 3.WORN CLOTHING | KG | 36877488 | 13896 | 36877488 | 13896 | 35136978 | 12041 | 35136978 | 12041 |
| 4.ARTICLES OF APPAREL & CLOTHING | -- | | 7549 | | 7549 | | 6764 | | 6764 |
| 5.BAGS & SACKS OF TEX. MATERIALS | MT | 837 | 1211 | 837 | 1211 | 369 | 518 | 369 | 518 |
| 6.JUTE | MT | 3435 | 2131 | 3435 | 2131 | 1968 | 1361 | 1968 | 1361 |
| E. AGRICULTURE/OTH. CHEMICAL GROUP | | | 728894 | | 728894 | | 579906 | | 579906 |
| 1.ORGANIC CHEMICALS | -- | | 172037 | | 172037 | | 158495 | | 158495 |
| 2.INORGANIC CHEMICALS | -- | | 47379 | | 47379 | | 42109 | | 42109 |
| 3.DYEING TANNING & COLOUR MATERIAL | KG | 16233620 | 43734 | 16233620 | 43734 | 12747752 | 33849 | 12747752 | 33849 |
| 4.MEDICINAL PRODUCTS | KG | 1577774 | 78273 | 1577774 | 78273 | 1847950 | 88158 | 1847950 | 88158 |

Contd.

10.6 Imports by Selected Commodities in Dollars

(In Thousand Dollar)

| Groups/commodities | Unit | July, 2017 | | Cuml, From July, 2017 | | July, 2016 | | Cuml, From July, 2016 | |
|--------------------------------------|------|------------|---------------|-----------------------|---------------|------------|---------------|-----------------------|---------------|
| | | Quantity | Value | Quantity | Value | Quantity | Value | Quantity | Value |
| 5.ESSENTIAL OIL, PERFUMES TOILT ETC | KG | 9719028 | 31844 | 9719028 | 31844 | 8609590 | 26052 | 8609590 | 26052 |
| 6.FERTILIZER MANUFACTURED | MT | 264084 | 99071 | 264084 | 99071 | 120596 | 45666 | 120596 | 45666 |
| 7.PLASTIC MATERIALS | KG | 122051828 | 184052 | 122051828 | 184052 | 70340020 | 124193 | 70340020 | 124193 |
| 8.INSECTICIDES | KG | 1639493 | 11190 | 1639493 | 11190 | 1570144 | 15824 | 1570144 | 15824 |
| 9.OTHER.CHEMICAL PRODUCTS | -- | | 61314 | | 61314 | | 45559 | | 45559 |
| F. METAL GROUP | | | 449603 | | 449603 | | 281282 | | 281282 |
| 1.IRON ORES AND CONCENTRATES | MT | -- | -- | -- | -- | -- | -- | -- | -- |
| 2.IRON AND STEEL SCRAP | MT | 499804 | 142851 | 499804 | 142851 | 238621 | 63225 | 238621 | 63225 |
| 3.NON FERROUS BASE METAL WASTE & SCR | MT | 15841 | 7084 | 15841 | 7084 | 8937 | 5836 | 8937 | 5836 |
| 4.IRON AND STEEL | MT | 274002 | 191624 | 274002 | 191624 | 197592 | 134899 | 197592 | 134899 |
| 5.ALUMINIUM WROUGHT & WORKED | -- | | 16781 | | 16781 | | 15362 | | 15362 |
| 6.MANUFACTURES OF METAL NES | -- | | 91263 | | 91263 | | 61960 | | 61960 |
| G. MISCELLANEOUS ITEMS | | | 483917 | | 483917 | | 310857 | | 310857 |
| 1.FEEDING STUFF FOR ANIMALS | KG | 18622797 | 9611 | 18622797 | 9611 | 35564194 | 15422 | 35564194 | 15422 |
| 2.HIDES,SKINS AND FURSKINS RAW | KG | 867428 | 3360 | 867428 | 3360 | 673738 | 2396 | 673738 | 2396 |
| 3.OIL SEEDS & OLEAGINOUS FRUITS | KG | 212788351 | 92559 | 212788351 | 92559 | 71797940 | 46987 | 71797940 | 46987 |
| 4.RUBBER CRUDE INCL.SYNTH/RECLAIMED | KG | 9476646 | 18556 | 9476646 | 18556 | 4847960 | 13862 | 4847960 | 13862 |
| 5.WOOD & CORK | -- | | 11726 | | 11726 | | 7636 | | 7636 |
| 6.PULP AND WASTE PAPER | KG | 33101470 | 16635 | 33101470 | 16635 | 16590790 | 6459 | 16590790 | 6459 |
| 7.FERTILIZER CRUDE | MT | 2605 | 1104 | 2605 | 1104 | 5282 | 2059 | 5282 | 2059 |
| 8.CRUDE ANIMAL&VEGETABLE MATERIALS | KG | 7335526 | 14069 | 7335526 | 14069 | 7801911 | 9644 | 7801911 | 9644 |
| 9.COAL, COKE & BRIQUETTES | MT | 657235 | 77386 | 657235 | 77386 | 428927 | 46114 | 428927 | 46114 |
| 10.ANIMAL OILS AND FATS | KG | 2887443 | 2056 | 2887443 | 2056 | 2654349 | 1669 | 2654349 | 1669 |
| 11.ANIMAL/VEG, FAT OIL WAX ETC NES | KG | 1157198 | 1805 | 1157198 | 1805 | 908176 | 1244 | 908176 | 1244 |
| 12.RUBBER TYRES & TUBES | NO | 610219 | 31022 | 610219 | 31022 | 449467 | 27472 | 449467 | 27472 |
| 13.CORK/WOOD MFG.(EXCL FURNITURE) | KG | 4999306 | 7049 | 4999306 | 7049 | 5384779 | 5256 | 5384779 | 5256 |
| 14.PAPER&PAPER BOARD & MANF. THEREOF | KG | 62122945 | 54250 | 62122945 | 54250 | 42686923 | 37116 | 42686923 | 37116 |
| 15.CEMENT | MT | 28891 | 1881 | 28891 | 1881 | 6661 | 1662 | 6661 | 1662 |
| 16.PREFABRICATED BUILDGS,SANITRY,PLG | -- | | 14515 | | 14515 | | 8154 | | 8154 |
| 17.FOOTWEAR | PAIR | 1641803 | 7570 | 1641803 | 7570 | 962957 | 4811 | 962957 | 4811 |
| 18.PROFESSIONAL,SCIENTFIC & CONTROL | -- | | 62734 | | 62734 | | 37500 | | 37500 |
| 19.PHOTO EQPT, OPTICAL GOODS N.E.S. | -- | | 7894 | | 7894 | | 5230 | | 5230 |
| 20.PRINTED MATTERS | -- | | 7911 | | 7911 | | 2846 | | 2846 |
| 21.ARTICLES N.E.S. OF PLASTICS | KG | 2952513 | 13886 | 2952513 | 13886 | 2133206 | 11433 | 2133206 | 11433 |
| 22.BABY CARRIAGES, TOYS GAMES ETC. | -- | | 9148 | | 9148 | | 5182 | | 5182 |
| 23.OFFICE STATIONERY SUPPLY N.E.S | -- | | 3998 | | 3998 | | 1954 | | 1954 |
| 24.JEWELLERY OFGOLD/SILVERSMITH WEAR | -- | | 1752 | | 1752 | | 1158 | | 1158 |
| 25.MUSICAL INSTRUMENTS AND PARTS | -- | | 8114 | | 8114 | | 5699 | | 5699 |
| 26.ARTICLES & MFG. OF CAVING ETC. | -- | | 1231 | | 1231 | | 624 | | 624 |
| 27.GOLD.NON-MENETART NOT ORE/CONCEN | GM | 52888 | 2094 | 52888 | 2094 | 34650 | 1267 | 34650 | 1267 |
| ALL OTHER ITEMS | -- | | 334760 | | 334760 | | 271926 | | 271926 |

10.7 Imports by Selected Commodities in Rupees

(In Thousand Rupees)

| Groups/commodities | Unit | July, 2017 | | Cuml, From July, 2017 | | July, 2016 | | Cuml, From July, 2016 | |
|--------------------------------------|------|------------|------------------|-----------------------|------------------|------------|------------------|-----------------------|------------------|
| | | Quantity | Value | Quantity | Value | Quantity | Value | Quantity | Value |
| GRAND TOTAL | | | 506936302 | | 506936302 | | 370368823 | | 370368823 |
| A. FOOD GROUP | | | 38691905 | | 38691905 | | 28284848 | | 28284848 |
| 1.MILK AND CREAM | KG | 6545294 | 1261549 | 6545294 | 1261549 | 8341424 | 1928900 | 8341424 | 1928900 |
| 2.WHEAT UNMILLED | MT | -- | -- | -- | -- | -- | -- | -- | -- |
| 3.PULSES | KG | 56961868 | 5455934 | 56961868 | 5455934 | 65953559 | 6460080 | 65953559 | 6460080 |
| 4.DRY FRUITS | KG | 10507086 | 1541073 | 10507086 | 1541073 | 6890575 | 988947 | 6890575 | 988947 |
| 5.SUGAR REFINED | MT | 748 | 49095 | 748 | 49095 | 666 | 35569 | 666 | 35569 |
| 6.TEA | KG | 15303467 | 4840235 | 15303467 | 4840235 | 17584487 | 4409172 | 17584487 | 4409172 |
| 7.SPICES | KG | 11551221 | 1283967 | 11551221 | 1283967 | 10139941 | 876744 | 10139941 | 876744 |
| 8.MILK FOOD FOR BABIES,INFT.,INVLD | KG | 1658813 | 1089380 | 1658813 | 1089380 | 1234098 | 932161 | 1234098 | 932161 |
| 9.BEVERAGES | LTR | 1744682 | 107773 | 1744682 | 107773 | 1081827 | 76774 | 1081827 | 76774 |
| 10.PALM OIL | KG | 213229825 | 18617883 | 213229825 | 18617883 | 150727551 | 10973552 | 150727551 | 10973552 |
| 11.SOYABEAN OIL | KG | 36380272 | 4445017 | 36380272 | 4445017 | 11137264 | 1602949 | 11137264 | 1602949 |
| B. MACHINERY GROUP | | | 143689681 | | 143689681 | | 97355345 | | 97355345 |
| 1.POWER GENERATING MACH. | -- | | 30190116 | | 30190116 | | 18763937 | | 18763937 |
| 2.AGRICULTURE MACHINERY&IMPLEMENTS | -- | | 1235988 | | 1235988 | | 828703 | | 828703 |
| 3.CONSTRUCTION & MINING MACHINERY | -- | | 4118471 | | 4118471 | | 2787726 | | 2787726 |
| 4.TEXTILE MACHINERY | -- | | 4316880 | | 4316880 | | 4681296 | | 4681296 |
| 5.METAL WORKING MACHINERY | -- | | 1246410 | | 1246410 | | 1104620 | | 1104620 |
| 6.GEN INDUSTRIAL MACH & EQU/PARTS NS | -- | | 24715240 | | 24715240 | | 17637258 | | 17637258 |
| 7.OFFICE MACH.INCL.DATA PROS. EQUIP. | -- | | 3867341 | | 3867341 | | 4086445 | | 4086445 |
| 8.TELECOM & SOUND RECORDING EQUIP | -- | | 11819283 | | 11819283 | | 7769736 | | 7769736 |
| 9.ELECTRICAL MACHINERY & APPARATUS | -- | | 17625736 | | 17625736 | | 13071659 | | 13071659 |
| 10.ROAD MOTOR VEHICLES | -- | | 21191230 | | 21191230 | | 17521933 | | 17521933 |
| 11.RAILWAY VEHICLES | -- | | 6079693 | | 6079693 | | 2129167 | | 2129167 |
| 12.AIRCRAFTS,SHIPS AND BOATS | -- | | 8519334 | | 8519334 | | 1388561 | | 1388561 |
| 13.OTHER MACHINERY | -- | | 8763959 | | 8763959 | | 5584305 | | 5584305 |
| C. PETROLEUM GROUP | | | 99832482 | | 99832482 | | 81487630 | | 81487630 |
| 1.CRUDE PETROLEUM | MT | 681623 | 23036802 | 681623 | 23036802 | 678013 | 20299387 | 678013 | 20299387 |
| 2.PETROLEUM PRODUCTS | MT | 1416248 | 61255446 | 1416248 | 61255446 | 945212 | 51565312 | 945212 | 51565312 |
| 3.GAS NATURAL & MANUFACTURED | -- | | 15540234 | | 15540234 | | 9622930 | | 9622930 |
| D. TEXTILE GROUP | | | 14170099 | | 14170099 | | 12001228 | | 12001228 |
| 1.SYNTHETIC AND REGENERATED FIBRE | KG | 19941394 | 5367083 | 19941394 | 5367083 | 22606749 | 4526667 | 22606749 | 4526667 |
| 2.SYNTHETIC & ARTIFICIAL SILK YARN | KG | 27057385 | 6189808 | 27057385 | 6189808 | 22703062 | 5308151 | 22703062 | 5308151 |
| 3.WORN CLOTHING | KG | 36877488 | 1464991 | 36877488 | 1464991 | 35136978 | 1261208 | 35136978 | 1261208 |
| 4.ARTICLES OF APPAREL & CLOTHING | -- | | 795863 | | 795863 | | 708465 | | 708465 |
| 5.BAGS & SACKS OF TEX. MATERIALS | MT | 837 | 127653 | 837 | 127653 | 369 | 54228 | 369 | 54228 |
| 6.JUTE | MT | 3435 | 224702 | 3435 | 224702 | 1968 | 142509 | 1968 | 142509 |

Contd.

10.7 Imports by Selected Commodities in Rupees

(In Thousand Rupees)

| Groups/commodities | Unit | July, 2017 | | Cuml, From July, 2017 | | July, 2016 | | Cuml, From July, 2016 | |
|---|------|------------|-----------------|-----------------------|-----------------|------------|-----------------|-----------------------|-----------------|
| | | Quantity | Value | Quantity | Value | Quantity | Value | Quantity | Value |
| E. AGRICULTURE/OTH. CHEMICAL GROUP | | | 76843722 | | 76843722 | | 60738658 | | 60738658 |
| 1.ORGANIC CHEMICALS | -- | | 18136961 | | 18136961 | | 16600570 | | 16600570 |
| 2.INORGANIC CHEMICALS | -- | | 4994949 | | 4994949 | | 4410489 | | 4410489 |
| 3.DYEING TANNING & COLOUR MATERIAL | KG | 16233620 | 4610704 | 16233620 | 4610704 | 12747752 | 3545275 | 12747752 | 3545275 |
| 4.MEDICINAL PRODUCTS | KG | 1577774 | 8251967 | 1577774 | 8251967 | 1847950 | 9233576 | 1847950 | 9233576 |
| 5.ESSENTIAL OIL, PERFUMES TOILT ETC | KG | 9719028 | 3357149 | 9719028 | 3357149 | 8609590 | 2728702 | 8609590 | 2728702 |
| 6.FERTILIZER MANUFACTURED | MT | 264084 | 10444559 | 264084 | 10444559 | 120596 | 4783004 | 120596 | 4783004 |
| 7.PLASTIC MATERIALS | KG | 122051828 | 19403642 | 122051828 | 19403642 | 70340020 | 13007876 | 70340020 | 13007876 |
| 8.INSECTICIDES | KG | 1639493 | 1179751 | 1639493 | 1179751 | 1570144 | 1657393 | 1570144 | 1657393 |
| 9.OTHER.CHEMICAL PRODUCTS | -- | | 6464040 | | 6464040 | | 4771774 | | 4771774 |
| F. METAL GROUP | | | 47399362 | | 47399362 | | 29461139 | | 29461139 |
| 1.IRON ORES AND CONCENTRATES | MT | -- | -- | -- | -- | -- | -- | -- | -- |
| 2.IRON AND STEEL SCRAP | MT | 499804 | 15060057 | 499804 | 15060057 | 238621 | 6622124 | 238621 | 6622124 |
| 3.NON FERROUS BASE METAL WASTE & SCR | MT | 15841 | 746839 | 15841 | 746839 | 8937 | 611217 | 8937 | 611217 |
| 4.IRON AND STEEL | MT | 274002 | 20201945 | 274002 | 20201945 | 197592 | 14129192 | 197592 | 14129192 |
| 5.ALUMINIUM WROUGHT & WORKED | -- | | 1769159 | | 1769159 | | 1608955 | | 1608955 |
| 6.MANUFACTURES OF METAL NES | -- | | 9621363 | | 9621363 | | 6489651 | | 6489651 |
| G. MISCELLANEOUS ITEMS | | | 51016985 | | 51016985 | | 32558762 | | 32558762 |
| 1.FEEDING STUFF FOR ANIMALS | KG | 18622797 | 1013223 | 18622797 | 1013223 | 35564194 | 1615245 | 35564194 | 1615245 |
| 2.HIDES,SKINS AND FURSKINS RAW | KG | 867428 | 354255 | 867428 | 354255 | 673738 | 250973 | 673738 | 250973 |
| 3.OIL SEEDS & OLEAGINOUS FRUITS | KG | 212788351 | 9758070 | 212788351 | 9758070 | 71797940 | 4921312 | 71797940 | 4921312 |
| 4.RUBBER CRUDE INCL.SYNTH/RECLAIMED | KG | 9476646 | 1956296 | 9476646 | 1956296 | 4847960 | 1451896 | 4847960 | 1451896 |
| 5.WOOD & CORK | -- | | 1236182 | | 1236182 | | 799792 | | 799792 |
| 6.PULP AND WASTE PAPER | KG | 33101470 | 1753795 | 33101470 | 1753795 | 16590790 | 676471 | 16590790 | 676471 |
| 7.FERTILIZER CRUDE | MT | 2605 | 116390 | 2605 | 116390 | 5282 | 215646 | 5282 | 215646 |
| 8.CRUDE ANIMAL&VEGETABLE MATERIALS | KG | 7335526 | 1483175 | 7335526 | 1483175 | 7801911 | 1010109 | 7801911 | 1010109 |
| 9.COAL, COKE & BRIQUETTES | MT | 657235 | 8158430 | 657235 | 8158430 | 428927 | 4829963 | 428927 | 4829963 |
| 10.ANIMAL OILS AND FATS | KG | 2887443 | 216771 | 2887443 | 216771 | 2654349 | 174834 | 2654349 | 174834 |
| 11.ANIMAL/VEG, FAT OIL WAX ETC NES | KG | 1157198 | 190277 | 1157198 | 190277 | 908176 | 130285 | 908176 | 130285 |
| 12.RUBBER TYRES & TUBES | NO | 610219 | 3270538 | 610219 | 3270538 | 449467 | 2877402 | 449467 | 2877402 |
| 13.CORK/WOOD MFG.(EXCL FURNITURE) | KG | 4999306 | 743157 | 4999306 | 743157 | 5384779 | 550456 | 5384779 | 550456 |
| 14.PAPER&PAPER BOARD & MANF. THEREOF | KG | 62122945 | 5719351 | 62122945 | 5719351 | 42686923 | 3887487 | 42686923 | 3887487 |
| 15.CEMENT | MT | 28891 | 198324 | 28891 | 198324 | 6661 | 174120 | 6661 | 174120 |
| 16.PREFABRICATED BUILDGS,SANITRY,PLG | -- | | 1530269 | | 1530269 | | 854053 | | 854053 |
| 17.FOOTWEAR | PAIR | 1641803 | 798029 | 1641803 | 798029 | 962957 | 503943 | 962957 | 503943 |
| 18.PROFESSIONAL,SCIENTFIC & CONTROL | -- | | 6613720 | | 6613720 | | 3927660 | | 3927660 |
| 19.PHOTO EQPT, OPTICAL GOODS N.E.S. | -- | | 832186 | | 832186 | | 547780 | | 547780 |
| 20.PRINTED MATTERS | -- | | 834060 | | 834060 | | 298135 | | 298135 |
| 21.ARTICLES N.E.S. OF PLASTICS | KG | 2952513 | 1463923 | 2952513 | 1463923 | 2133206 | 1197489 | 2133206 | 1197489 |
| 22.BABY CARRIAGES, TOYS GAMES ETC. | -- | | 964473 | | 964473 | | 542798 | | 542798 |
| 23.OFFICE STATIONERY SUPPLY N.E.S | -- | | 421480 | | 421480 | | 204644 | | 204644 |
| 24.JEWELLERY OFGOLD/SILVERSMITH WEAR | -- | | 184696 | | 184696 | | 121315 | | 121315 |
| 25.MUSICAL INSTRUMENTS AND PARTS | -- | | 855394 | | 855394 | | 596905 | | 596905 |
| 26.ARTICLES & MFG. OF CAVING ETC. | -- | | 129796 | | 129796 | | 65366 | | 65366 |
| 27.GOLD.NON-MENETART NOT ORE/CONCEN | GM | 52888 | 220727 | 52888 | 220727 | 34650 | 132686 | 34650 | 132686 |
| ALL OTHER ITEMS | -- | | 35292066 | | 35292066 | | 28481213 | | 28481213 |

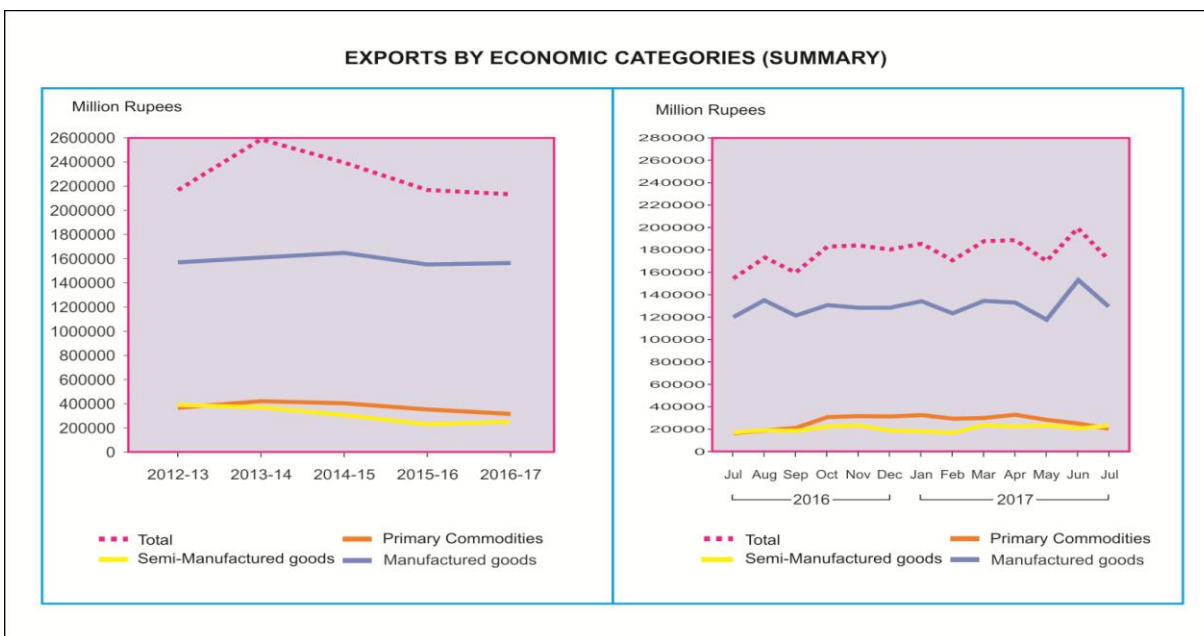
10.8 Exports by Economic Categories (Summary)

(Million Rupees)

| Year/Month | Total | Primary Commodities | Semi-manufactured Goods | Manufactured Goods |
|------------|-----------|---------------------|-------------------------|--------------------|
| 2012-13 | 2366477.8 | 364127.0 | 391151.3 | 1611199.5 |
| 2013-14 | 2583463.2 | 420496.3 | 369066.1 | 1793900.8 |
| 2014-15 | 2397513.0 | 402750.3 | 352073.7 | 1642689.0 |
| 2015-16 | 2166846.4 | 356583.9 | 254329.3 | 1555933.1 |
| 2016-17 * | 2138185.6 | 331040.1 | 246319.2 | 1560826.3 |
| 2016 Jul | 154463.0 | 16689.8 | 17104.5 | 120668.7 |
| Aug | 172989.6 | 18956.2 | 19548.0 | 134485.4 |
| Sep | 160787.3 | 21464.1 | 18246.5 | 121076.7 |
| Oct | 183040.8 | 30445.9 | 22046.2 | 130548.7 |
| Nov | 183930.6 | 32063.6 | 23362.8 | 128504.2 |
| Dec | 180320.7 | 31855.5 | 20328.3 | 128136.9 |
| 2017 Jan | 185875.8 | 33250.8 | 18378.7 | 134246.3 |
| Feb | 171029.4 | 29633.8 | 17374.8 | 124020.8 |
| Mar | 187921.8 | 29712.2 | 23889.2 | 134320.4 |
| Apr | 188385.9 | 32962.5 | 22217.9 | 133205.5 |
| May | 169710.7 | 28095.7 | 23763.8 | 117851.2 |
| Jun | 199730.1 | 25910.2 | 20058.5 | 153761.4 |
| Jul * | 171501.3 | 20226.2 | 21637.5 | 129637.6 |

Note: Total may not tally due to rounding of figures.

* : Provisional



10.9 Export by Economic Categories (Details)

(In Thousand Rupees)

| Commodities | July, 2017 | Cuml. From July, 2017 | July, 2016 | Cuml. From July, 2016 |
|--|--------------------|-----------------------|--------------------|-----------------------|
| GRAND TOTAL | 171,501,262 | 171,501,262 | 154,462,951 | 154,462,951 |
| A. PRIMARY COMMODITIES: | 20,226,069 | 20,226,069 | 16,689,776 | 16,689,776 |
| RAW COTTON (INCLUDING LINTER & WASTE) | 314,053 | 314,053 | 426,177 | 426,177 |
| RAW WOOL (INCLUDING ANIMAL HAIR) | 29,012 | 29,012 | 61,128 | 61,128 |
| FISH | 1,346,601 | 1,346,601 | 1,132,543 | 1,132,543 |
| RICE | 11,374,659 | 11,374,659 | 8,795,362 | 8,795,362 |
| HIDES & SKINS (INCLUDING FUR SKINS) | 4,827 | 4,827 | 5,552 | 5,552 |
| FRUITS & VEGETABLES | 2,813,729 | 2,813,729 | 3,042,022 | 3,042,022 |
| SPICES | 353,075 | 353,075 | 512,393 | 512,393 |
| TOBACCO UN-MANUFACTURED | 54,321 | 54,321 | 5,010 | 5,010 |
| OTHER PRIMARY COMMODITIES | 3,935,793 | 3,935,793 | 2,709,589 | 2,709,589 |
| B. SEMI-MANUFACTURES: | 21,637,546 | 21,637,546 | 17,104,535 | 17,104,535 |
| COTTON YARN | 11,494,484 | 11,494,484 | 10,742,582 | 10,742,582 |
| LEATHER | 2,474,609 | 2,474,609 | 2,700,198 | 2,700,198 |
| MOLASSES | 99,546 | 99,546 | 85,030 | 85,030 |
| OIL CAKES | 44,739 | 44,739 | 41,137 | 41,137 |
| AGAR, AGAR DUST & WOOD | | | | |
| HENNA LEAVES & POWDER | 9,048 | 9,048 | 21,083 | 21,083 |
| OTHER SEMI MANUFACTURES | 7,515,120 | 7,515,120 | 3,514,506 | 3,514,506 |
| C. MANUFACTURED GOODS: | 129,637,647 | 129,637,647 | 120,668,639 | 120,668,639 |
| COTTON THREAD | 7,706 | 7,706 | 297,075 | 297,075 |
| COTTON FABRICS WOVEN | 16,833,508 | 16,833,508 | 18,116,778 | 18,116,778 |
| TEXTILE FABRICS (OTHER THAN COTTON FABS) | 2,564,245 | 2,564,245 | 614,231 | 614,231 |
| WOOLLEN CARPETS | 571,551 | 571,551 | 721,345 | 721,345 |
| TAPESTRIES | | | | |
| MANUFACTURE OF LEATHER | 5,296,155 | 5,296,155 | 5,239,315 | 5,239,315 |
| FOOTWEAR | 1,007,946 | 1,007,946 | 1,055,345 | 1,055,345 |
| SPORTS GOODS (EXCLUDING INDOOR GAMES) | 1,323,864 | 1,323,864 | 1,540,201 | 1,540,201 |
| TOBACCO MANUFACTURED | 28,181 | 28,181 | 3,146 | 3,146 |
| MEDICAL INSTRUMENT N.E.S. | 43,501 | 43,501 | 243,938 | 243,938 |
| FRUIT & VEGETABLE PREPARATIONS | 584,222 | 584,222 | 519,559 | 519,559 |
| FISH PREPARATIONS | 362 | 362 | 31,960 | 31,960 |
| CEREAL PREPARATIONS | 307,485 | 307,485 | 227,572 | 227,572 |
| GUAR PRODUCTS | 211,254 | 211,254 | 117,934 | 117,934 |
| FLOUR & MEAL OF OIL SEEDS | | | 863 | 863 |
| FISH MEAL & MEAT MEAL | 43,135 | 43,135 | 36,368 | 36,368 |
| PETROLEUM PRODUCTS | 1,549,589 | 1,549,589 | 614,553 | 614,553 |
| CHEMICAL & CHEMICAL PREPARATIONS | 9,171,196 | 9,171,196 | 6,584,550 | 6,584,550 |
| MACHINERY & TRANSPORT EQUIPMENT | 2,040,506 | 2,040,506 | 1,510,115 | 1,510,115 |
| ARTICLES OF APPAREL AND CLOTHING | | | | |
| ACCESSORIES (INCLUDING HOSIERY) | 42,819,296 | 42,819,296 | 40,020,598 | 40,020,598 |
| OTHER MANUFACTURED GOODS | 45,233,946 | 45,233,946 | 43,173,193 | 43,173,193 |

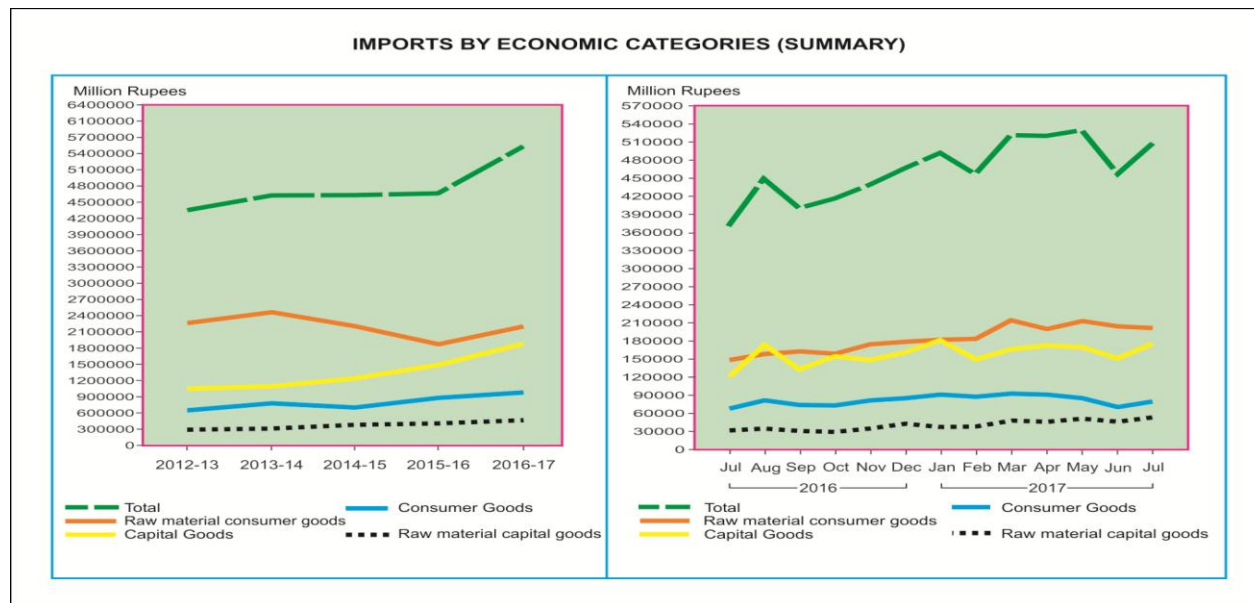
10.10 Imports by Economic Categories (Summary)

(Million rupees)

| Year/Month | Total | Consumer goods | Raw material | | Capital goods |
|------------|-----------|----------------|----------------|---------------|---------------|
| | | | Consumer goods | Capital goods | |
| 2012-13 | 4349879.5 | 652553.3 | 2353818.1 | 293733.6 | 1049774.5 |
| 2013-14 | 4630520.8 | 780192.2 | 2462189.2 | 306810.4 | 1081329.0 |
| 2014-15 | 4644151.6 | 807979.7 | 2214663.6 | 388166.9 | 1233341.4 |
| 2015-16 | 4658748.9 | 870976.8 | 1887884.5 | 417209.9 | 1482677.7 |
| 2016-17 * | 5539720.6 | 981732.9 | 2199168.9 | 470890.9 | 1887927.9 |
| | | | | | |
| 2016 Jul | 370368.8 | 68880.4 | 148423.1 | 32410.0 | 120655.3 |
| Aug | 450160.7 | 82295.1 | 158940.6 | 34815.0 | 174110.0 |
| Sep | 400544.8 | 73865.6 | 162427.1 | 31214.8 | 133037.3 |
| Oct | 417105.7 | 72965.4 | 159190.0 | 29997.7 | 154952.6 |
| Nov | 440287.5 | 81152.8 | 174464.8 | 35488.4 | 149181.5 |
| Dec | 467036.0 | 84960.3 | 178088.4 | 42178.4 | 161808.9 |
| 2017 Jan | 491952.8 | 91225.1 | 182334.4 | 37134.2 | 181259.1 |
| Feb | 457799.8 | 87123.5 | 183144.3 | 38036.9 | 149495.1 |
| Mar | 521302.4 | 92992.1 | 213905.6 | 47790.6 | 166614.1 |
| Apr | 519814.4 | 92105.4 | 209892.6 | 45754.5 | 172062.0 |
| May | 530620.3 | 85069.8 | 223989.1 | 51003.8 | 170557.6 |
| Jun | 472727.4 | 69097.5 | 204368.9 | 45066.4 | 154194.6 |
| Jul * | 506936.3 | 78516.5 | 201238.5 | 52360.9 | 174820.4 |

Note: Total may not tally due to rounding of figures.

* : Provisional



10.11 Imports by Economic Categories (Detail)

(In Thousand Rupees)

| Items | July, 2017 | From July, 2017 | July, 2016 | From July, 2016 |
|---------------------------------------|------------------|------------------|---------------------|------------------|
| GRAND TOTAL | 506936302 | 506936302 | 370368823*** | 370368823 |
| 1. CONSUMER GOODS TOTAL | 79039414 | 79039414 | 68880358* | 68880358 |
| 010121 PURE BRED BREEDING HORSES | 4096 | 4096 | 585 | 585 |
| 010190 OTHER LIVE ANIMALS | | | 350 | 350 |
| 010511 FOWLS (CHICKEN) WT UPTO 185G | 359651 | 359651 | 369970 | 369970 |
| 020130 MEAT OF BOV ANIM F/CH BON LESS | 75 | 75 | 40 | 40 |
| 020220 OTH CUTS WITH BONE IN,BOV FROZ | | | 480 | 480 |
| 020230 MEAT BOV ANIMAL FROZE BONELESS | 16029 | 16029 | 24169 | 24169 |
| 020450 MEAT OF GOATS FRESH/CHILL/FROZ | 8948 | 8948 | | |
| 020610 EDIBLE OFFAL OF BOV ANIMAL F/C | 21325 | 21325 | 10248 | 10248 |
| 020622 LIVERS OF BOV ANIMALS FROZEN | | | 17656 | 17656 |
| 020629 O, EDIBLE OFFAL BOV ANI FROZEN | 2672 | 2672 | | |
| 020690 OTH EDIBLE OFFAL OF ANIM FROZN | 3015 | 3015 | | |
| 020714 CUTS & OFFAL OF FOWLS FROZEN | 1453 | 1453 | | |
| 020755 OTH GEESE MEAT FROZEN | | | 25 | 25 |
| 021099 OTH EDI FLOUR/MEAL OF MEAT/OFL | 1552 | 1552 | 3006 | 3006 |
| 030111 ORNAMENTAL FISH RFRESHWATER | 2370 | 2370 | 3018 | 3018 |
| 030119 OTHER ORNAMENTAL FISH | 396 | 396 | | |
| 030192 EELS. LIVE(ANGUILLA SPP) | 292 | 292 | | |
| 030199 OTHER LIVE FISH | 664 | 664 | | |
| 030219 OTH SALMO FISH,EXCL LIVER F/CH | | | 63 | 63 |
| 030229 O.FLAT FISH,EX.LIVER&ROES.F/CH | 44 | 44 | 68 | 68 |
| 030339 OTH FLAT FISH,EXCL LIVERS FROZ | 5930 | 5930 | 11201 | 11201 |
| 030441 FR/CH FILLET OF PACIFIC SALMON | 435 | 435 | 255 | 255 |
| 030451 OTH FILLETS OF TILAPIAS.FRE/CH | 25278 | 25278 | 15132 | 15132 |
| 030462 FROZE FILLET/MEAT.CATFISH FISH | 25760 | 25760 | 11225 | 11225 |
| 030499 OT FISH FILET/MEAT FRE/CH/FROZ | 158 | 158 | 241 | 241 |
| 030520 LIVERS&ROES,DRIED,SMOKED,SALT | 417 | 417 | | |
| 030611 ROCK LOBSTER&SEA CRAWFISH FROZ | 169 | 169 | | |
| 030614 CRABS FROZEN FIT FOR HUMAN CON | 733 | 733 | | |
| 030890 OTHER AQUATIC INVERTEBRATES | | | 551 | 551 |
| 040110 MILK&CREAM OF A FAT UPTO 1% | 2052 | 2052 | 845 | 845 |
| 040120 MILK & CREAM OF A FAT 1% TO 6% | 2373 | 2373 | | |
| 040150 MILK & CREAM.FAT-EXCEEDING-10% | 1702 | 1702 | | |
| 040210 MILK IN POWDER FAT 1.5% | 880649 | 880649 | 1553547 | 1553547 |
| 040221 MILK IN POWDER>1.5% FAT | 49741 | 49741 | 14551 | 14551 |
| 040229 OTH,MILK IN POWDER>1.5% FAT | 784 | 784 | 560 | 560 |
| 040291 OTH MILK/CREAM NOT SOLID/SWEET | | | 693 | 693 |
| 040299 OTH MILK/CREAM SOLID,SWEETEND | 18560 | 18560 | 21555 | 21555 |
| 040310 YOGURT | 1229 | 1229 | 901 | 901 |
| 040390 BUTTER MILK,CURDLED MILK/CREAM | 137 | 137 | 1098 | 1098 |
| 040410 WHEY POWDER | 250193 | 250193 | 281565 | 281565 |
| 040490 OTH PRODUCT CONSIST NATUR MILK | 45888 | 45888 | 48607 | 48607 |
| 040510 BUTTER | 20387 | 20387 | 21517 | 21517 |
| 040590 OTH FATS&OIL DERIVED FR MILK | 11121 | 11121 | 4762 | 4762 |
| 040610 FRESH CHEESE | 18965 | 18965 | 32106 | 32106 |
| 040620 GRATED OR POWDER CHEESE | 74746 | 74746 | 42916 | 42916 |
| 040630 PROCESSED CHEESE NOT GRATED | 58675 | 58675 | 39125 | 39125 |
| 040690 OTHER CHEESE | 54 | 54 | 447 | 447 |
| 040711 FERTILIZED CHICKEN EGGS(FOWLS) | 949 | 949 | | |
| 040719 FERTILIZED EGGS OF OTHER BIRDS | 229 | 229 | 300 | 300 |
| 040811 EGG YOLKS,DRIED | 2914 | 2914 | | |
| 040819 EGG YOLKS,OTHER THAN DRIED | 8136 | 8136 | 53 | 53 |
| 040891 OTH BIRDS,EGG,NOT IN SHELL DRY | 16229 | 16229 | 43866 | 43866 |
| 040899 OTH BIRDS,EGG OTH THAN DRY | 1 | 1 | | |
| 040900 NATURAL HONEY | 18845 | 18845 | 6488 | 6488 |
| 041000 EDIBLE PRODUCT OF ANIMAL ORIGN | 207 | 207 | 319 | 319 |
| 070190 POTATOES,FRESH OR CHILLED | | | 186 | 186 |

Contd.

10.11 Imports by Economic Categories (Detail)

(In Thousand Rupees)

| Items | July, 2017 | From July, 2017 | July, 2016 | From July, 2016 |
|---------------------------------------|------------|-----------------|------------|-----------------|
| 070200 TOMATOES,FRESH OR CHILLED | 3692 | 3692 | 405598 | 405598 |
| 070310 ONIONS AND SHALLOTS | | | 751 | 751 |
| 070320 GARLIC | 762001 | 762001 | 548979 | 548979 |
| 070410 CAULIFLOWERS & HEADED BROCCOLI | 40 | 40 | 38 | 38 |
| 070490 OTH;EDIBLE BRASSICAS,FRESH/CHI | | | 11 | 11 |
| 070511 CABBAGE LETTUCE(H-LETUC)SALAD | 6643 | 6643 | 1215 | 1215 |
| 070519 OTHER; LETTUCE | 2106 | 2106 | 1486 | 1486 |
| 070610 CARROTS AND TURNIPS | 41 | 41 | | |
| 070690 OTH SALAD.BEETROOT,RADISH ETC | 249 | 249 | 285 | 285 |
| 070700 CUCUMBERS&GHERKINS,FRESH/CHL | 162452 | 162452 | 26712 | 26712 |
| 070810 PEAS FRESH OR CHILLED | 36 | 36 | 60 | 60 |
| 070820 BEANS (SAME),FRESH OR CHILLED | 2 | 2 | | |
| 070920 ASPARAGUS,FRESH OR CHILLED | 95 | 95 | 105 | 105 |
| 070940 CELERY OTH THAN CELERIAC,F/CHL | 38 | 38 | 26 | 26 |
| 070951 MUSHROOMS,FRESH OR CHILLED | 466 | 466 | 361 | 361 |
| 070959 GLOBE ARTICHOKE,FRESH/CHILLED | 23 | 23 | | |
| 070960 FRUIT OF GENUS CAPSICUM F/CHLL | 595 | 595 | 629 | 629 |
| 070999 OTH VEGETABLES FRESH/CHILLED | 252 | 252 | 285 | 285 |
| 071010 POTATO, FROZEN. | 261 | 261 | 2127 | 2127 |
| 071021 PEAS(PISUM SATIVUM),FROZEN | | | 757 | 757 |
| 071022 BEANS FROZEN | | | 184 | 184 |
| 071040 SWEET CORN, FROZEN | 4783 | 4783 | 1417 | 1417 |
| 071080 OTHER VEGETABLES,FROZEN | 10 | 10 | 711 | 711 |
| 071090 MIXTURE OF VEGETABLES,FROZEN | 2036 | 2036 | 777 | 777 |
| 071140 CUCUMBERS & GHERKINS PRESERVED | 64 | 64 | | |
| 071220 ONION; WHOLE DRIED,CUT | 9435 | 9435 | 16768 | 16768 |
| 071231 MUSHROOM GENUS AGARICUS DRIED | 75 | 75 | 137 | 137 |
| 071239 OTH TRUFFLE DRYCUT WHOLE SLIC | 8402 | 8402 | 2730 | 2730 |
| 071290 OTH VEGETABLE MIXTURE DRIED | 28403 | 28403 | 16580 | 16580 |
| 071310 PEAS DRIED SHELLED | 447407 | 447407 | 3068741 | 3068741 |
| 071320 GRAM DRY WHOLE | 2794028 | 2794028 | 372641 | 372641 |
| 071331 BEANS OF SPECIES VIGNA MUNGO | 16985 | 16985 | 5353 | 5353 |
| 071333 KIDNEY BEANS,INCL WHITE BENAS | 667108 | 667108 | 402422 | 402422 |
| 071339 GREEN BEANS,DRY WHOLE | 252278 | 252278 | 128282 | 128282 |
| 071340 LENTILES, DRY WHOLE | 273906 | 273906 | 735512 | 735512 |
| 071350 BROAD BEANS & HORSE BEAN | 5263 | 5263 | 2164 | 2164 |
| 071390 BLACK METPE DRY WHOLE | 998958 | 998958 | 1744965 | 1744965 |
| 071430 YAMS FRESH,CHILLED,FROZEN/DRIE | 298 | 298 | | |
| 080111 DESICCATED, COCONUTS | 80712 | 80712 | 41926 | 41926 |
| 080112 COCONUT IN THE INNER SHELL | 1518 | 1518 | | |
| 080119 COCONUT SEED | 14069 | 14069 | 35911 | 35911 |
| 080132 CASHEW NUT SHELLED | 18485 | 18485 | 4355 | 4355 |
| 080211 ALMOND IN SHELL | 89332 | 89332 | 72927 | 72927 |
| 080212 ALMOND,SHELLED (GIRI). | 252211 | 252211 | 165228 | 165228 |
| 080221 HAZEL NUTS,IN SHELL | 490 | 490 | | |
| 080231 WALNUTS IN SHELL(AKHROTE) | 5914 | 5914 | 19308 | 19308 |
| 080232 WAL NUTS SHELLED(AKHROTE) | 67 | 67 | 76 | 76 |
| 080251 PISTACHIO IN SHELL | 9591 | 9591 | 7866 | 7866 |
| 080252 PISTACHIO SHELLED | 581 | 581 | 6145 | 6145 |
| 080280 ARECA(BETAL NUTS) | 1075831 | 1075831 | 692506 | 692506 |
| 080290 OTHER EDIBLE NUTS | 210 | 210 | | |
| 080410 DATES FRESH | 151 | 151 | 15411 | 15411 |
| 080420 FIGS | 979 | 979 | 38 | 38 |
| 080430 PINEAPPLES | | | 184 | 184 |
| 080440 AVOCADOS | 163 | 163 | 74 | 74 |
| 080450 GUAVAS | | | 868 | 868 |
| 080510 ORANGES | 3591 | 3591 | 2436 | 2436 |
| 080540 GRAPE FRUIT,FRESH OR DRIED | | | 816 | 816 |
| 080550 LEMONS AND LIMES | 2 | 2 | 165 | 165 |

Contd.

10.11 Imports by Economic Categories (Detail)

(In Thousand Rupees)

| Items | July, 2017 | From July, 2017 | July, 2016 | From July, 2016 |
|--|------------|-----------------|------------|-----------------|
| 080590 OTH CITRUS FRUITS FRESH/DRIED. | 48 | 48 | | |
| 080610 GRAPES, FRESH | 274723 | 274723 | 302667 | 302667 |
| 080620 GRAPES, DRIED | 38376 | 38376 | 8679 | 8679 |
| 080711 WATERMELONS | 210849 | 210849 | 129751 | 129751 |
| 080719 OTHER MELONS | 3643 | 3643 | 22859 | 22859 |
| 080810 APPLE, FRESH | 35982 | 35982 | 88464 | 88464 |
| 080830 PEARS FRESH | 334 | 334 | 433 | 433 |
| 080910 APRICORTS;FRESH(KHUBANI) | 565107 | 565107 | 36989 | 36989 |
| 080940 PLUMS AND SLOES | 3779 | 3779 | | |
| 081050 KIWIFRUIT, FRESH | 3 | 3 | 1817 | 1817 |
| 081090 POMEGRANATA,FRESH | 1129 | 1129 | 707 | 707 |
| 081110 STRAWBERRIES,FROZEN | 93 | 93 | | |
| 081120 RASBERRY,BL.BERRY MULBERRY FRZ | 165 | 165 | 19 | 19 |
| 081190 OTHER FRUITS AND NUTS,FROZEN | 64 | 64 | 770 | 770 |
| 081310 APRICOTS DRIED | 12358 | 12358 | 1207 | 1207 |
| 081320 PRUNES DRIED | 6411 | 6411 | 480 | 480 |
| 081330 APPLES DRIED | 2244 | 2244 | 2180 | 2180 |
| 081340 TAMARIND | 28198 | 28198 | 7688 | 7688 |
| 081350 MIXTURE OF NUTS,DRIED FRUITS | 285 | 285 | 262 | 262 |
| 090111 COFFEE NOT ROAST,NOT DECAFEINE | 22 | 22 | | |
| 090121 COFFEE,ROAST,NOT DECAFFEINATED | 1352 | 1352 | 4474 | 4474 |
| 090190 OTH COFFEE HUSKS/SKIN/COFE SUB | 6371 | 6371 | 105 | 105 |
| 090210 GREEN TEA PACK < 3 KG | 43 | 43 | 96 | 96 |
| 090220 OTHER GREEN TEA(NOT FERMENTED) | 113522 | 113522 | 96023 | 96023 |
| 090230 BLACK TEA & PARTLY FERMENT TEA | 9 | 9 | 647 | 647 |
| 090240 TEA DUST | 4726661 | 4726661 | 4312406 | 4312406 |
| 090300 MATE | 2 | 2 | | |
| 090411 PEPPER,BLACK,CRUSH NOT GROUND | 339804 | 339804 | 257260 | 257260 |
| 090421 RED CHILLIES (WHOLE) | 13133 | 13133 | 96 | 96 |
| 090422 RED CHILLIES (POWDER) | 1148 | 1148 | 4954 | 4954 |
| 090611 CINNAMON NOT CRUSHED OR GROUND | 2885 | 2885 | | |
| 090619 OTHER CINNAMON | 84182 | 84182 | 9964 | 9964 |
| 090620 CINNAMON & TREE FLOWER,CRUSHED | | | 20 | 20 |
| 090710 CLOVES NEITHER CRUSHED/GROUND | 92029 | 92029 | 11921 | 11921 |
| 090811 NUTMEG NEITHER CRUSHED/GROUND | 24038 | 24038 | 4712 | 4712 |
| 090821 MACE NEITHER CRUSHED/GROUND | 12424 | 12424 | 338 | 338 |
| 090831 LARGE CARDAMOMS NITHER-CRU/GRO | 97917 | 97917 | 111408 | 111408 |
| 090832 CARDAMOMS CRUSHED & GROUND | 614 | 614 | | |
| 090921 SEEDS-CORIANDER NITHER CRU/GRO | 37509 | 37509 | 46905 | 46905 |
| 090922 SEEDS-CORIANDER CRUSHED/GROUND | 3862 | 3862 | | |
| 090931 SEEDS CUMIN.N-CRU/GRO(W.ZEERA) | 53408 | 53408 | 76003 | 76003 |
| 090961 CARAWAY,ANISE,FENL.,JUNI.N-CR/G | 7091 | 7091 | 5955 | 5955 |
| 091011 GINGER NEITHE CRUSHED/GROUND | 489613 | 489613 | 330381 | 330381 |
| 091020 SAFFRON, (ZAFRAN) | 226 | 226 | | |
| 091030 TURMERIC (CURCUMA) | 226 | 226 | | |
| 091091 MIXTU OF PROD H-09.04 TO 09.10 | 18255 | 18255 | 14541 | 14541 |
| 091099 THYME BAY LEAVES | 5604 | 5604 | 2286 | 2286 |
| 100390 OTHER BARLEY | 14461 | 14461 | 179883 | 179883 |
| 100490 OTHER OATS | 135587 | 135587 | 62624 | 62624 |
| 100510 SEED, MAIZE | 464876 | 464876 | 171166 | 171166 |
| 100590 OTHER MAIZE (CORN) | 1280 | 1280 | 5038 | 5038 |
| 100610 RICE SEED FOR SOWING | 542 | 542 | | |
| 100630 RICE BASMATI | 3958 | 3958 | 9395 | 9395 |
| 100640 BROKEN RICE | 1382 | 1382 | | |
| 100790 OTHER GRAIN SORGHUM(JAWAR) | | | 487 | 487 |
| 100829 OTHER MILLET (BAJRA) | 44211 | 44211 | 40566 | 40566 |
| 100830 CANARY SEED | 2823 | 2823 | 1349 | 1349 |
| 100850 QUINOA | 44 | 44 | | |
| 110100 WHEAT FLOUR | 517 | 517 | 70 | 70 |

Contd.

10.11 Imports by Economic Categories (Detail)

(In Thousand Rupees)

| Items | July, 2017 | From July, 2017 | July, 2016 | From July, 2016 |
|--|------------|-----------------|------------|-----------------|
| 110220 MAIZE (CORN) FLOUR | 333 | 333 | 286 | 286 |
| 110290 OTHER CEREAL FLOUR | 606 | 606 | | |
| 110313 GROATS&MEAL OF MAIZE (CORN) | 1975 | 1975 | 171 | 171 |
| 110319 GROATS AND MEAL OF OTH CEREAL | | | 219 | 219 |
| 110320 PELLETS OF OTHER CEREALS | 27718 | 27718 | | |
| 110412 ROLLED OR FLAKED, OATS. | 701 | 701 | | |
| 110422 OTHER WORKED GRAIN OF OATS | 5250 | 5250 | 2951 | 2951 |
| 110423 OTH WORK GRAIN OF MAIZE (CORN) | 720 | 720 | | |
| 110510 FLOUR,MEAL&POWDER OF POTATOES | 41729 | 41729 | 46726 | 46726 |
| 110520 FLAKE,GRANULE/PELLETS POTATOES | 7071 | 7071 | | |
| 110630 FLOUR,MEAL POWDER PRD CHAPT-8 | 572 | 572 | | |
| 110720 MALT ROASTED | 1047 | 1047 | | |
| 121120 GINSENG ROOTS | | | 32 | 32 |
| 121229 OTHER SEAWEDS& OTHER ALGAE | | | 13 | 13 |
| 121299 OTHER FRUIT STONE&KERNELS/VEG | 2167 | 2167 | 19 | 19 |
| 121300 CEREAL STRAW & HUSKS,IN PELLET | | | 1032 | 1032 |
| 130120 GUM ARABIC | 27369 | 27369 | | |
| 160210 HOMOGENISED PREP MEAT/EDB MEAT | | | 13 | 13 |
| 160231 OTH PREP/PRESV MEAT OF TURKEY | 564 | 564 | | |
| 160232 OTH PREP/PRESV MEAT OF FOWLS | 39326 | 39326 | 70474 | 70474 |
| 160239 OTH PREP/PRESV,MEAT OTH POLTRY | 15264 | 15264 | 4407 | 4407 |
| 160250 OTH PREP/PRES MEAT BOVIN ANIML | 71 | 71 | 419 | 419 |
| 160411 SALMON,FISH,WHOLE/PIE NOT MICE | 55 | 55 | 19 | 19 |
| 160413 SARDINE,BRISL/SPRAT W/P N-MINC | 15 | 15 | 3 | 3 |
| 160414 TUNAS,SKIPJACK,BONITO,WHOLE/PC | 45 | 45 | 71 | 71 |
| 160419 OTH FISH,WHOLE/PIECE NOT MINCE | 1146 | 1146 | 2104 | 2104 |
| 160420 FISH MAWS | 1636 | 1636 | 1028 | 1028 |
| 160552 SCALLOPS,INCL QUEEN SCALLOPS | 134 | 134 | | |
| 170112 BEET SUGAR RAW NOT CONT FLAVOR | 57 | 57 | | |
| 170113 GUR (JAGGERY)N-CON FLAVOUR/COL | 65 | 65 | | |
| 170191 O.CANE/BEET SUGAR CON.FLAV/COL | 331 | 331 | | |
| 170199 WHITE CRYSTALLINE CANE SUGAR | 48764 | 48764 | 35597 | 35597 |
| 170211 LACTOSE CONT BY WT>,99%LACTOSE | 138137 | 138137 | 98678 | 98678 |
| 170219 OTH,LACTOSE AND LACTOSE SYRUP | | | 19 | 19 |
| 170230 GLUS SYP,DRY STAT FRVCT <20% | 77426 | 77426 | 52808 | 52808 |
| 170290 MALTOSE | 96091 | 96091 | 22251 | 22251 |
| 170410 CHEWING GUM,WH/NOT SUGA COATED | 19327 | 19327 | 12439 | 12439 |
| 170490 WHITE CHOCOLATE | 65355 | 65355 | 58749 | 58749 |
| 180310 COCOA PASTE,NOT DEFATTED(LICOR | 24172 | 24172 | 25201 | 25201 |
| 180400 COCOA,BUTTER,FAT AND OIL | 54415 | 54415 | 77350 | 77350 |
| 180500 COCOA POWDER,NOT CON ADDED SUG | 128609 | 128609 | 89750 | 89750 |
| 180610 COCOA POWDER,CON ADDED SUGAR | 942 | 942 | 2124 | 2124 |
| 180620 OVALTINE | 72508 | 72508 | 124500 | 124500 |
| 180631 OTH FOOD PREP COCOA BARS FILD | 15860 | 15860 | 5071 | 5071 |
| 180632 OTH FOOD PREP COC BAR NOT FILD | 260 | 260 | | |
| 180690 OTH,FOOD PREP CONT COCOA LIQUID | 22806 | 22806 | 22118 | 22118 |
| 190110 FOOD PREP FOR INFANT USE | 1089380 | 1089380 | 932161 | 932161 |
| 190120 MIXES&DOUGHS FOR PREP BAKER | 9898 | 9898 | 9056 | 9056 |
| 190190 MALT EXTRACT | 385382 | 385382 | 283871 | 283871 |
| 190211 UNCOOK PASTA,NUT STUFD CON EGG | 126 | 126 | 11 | 11 |
| 190219 MACARONI RAW | 6672 | 6672 | 4036 | 4036 |
| 190230 OTHER PASTA | 1895 | 1895 | 2165 | 2165 |
| 190240 COUSCOUS WHETER OR NOT PREPARE | 11 | 11 | | |
| 190300 SAGO | 14928 | 14928 | 2460 | 2460 |
| 190410 CORNFLAKES | 36200 | 36200 | 32940 | 32940 |
| 190420 PREP FOOD UNROAST CEREAL FLAKE | 113 | 113 | 28 | 28 |
| 190490 OTH PREP FOOD OBTAIN BY CEREAL | 18869 | 18869 | 12746 | 12746 |
| 190531 SWEET BISCUITS | 18349 | 18349 | 3831 | 3831 |
| 190532 WAFFELS AND WAFERS | 14255 | 14255 | 14513 | 14513 |

Contd.

10.11 Imports by Economic Categories (Detail)

(In Thousand Rupees)

| Items | July, 2017 | From July, 2017 | July, 2016 | From July, 2016 |
|--|------------|-----------------|------------|-----------------|
| 190540 RUSK,TOASTED BREAD & PRODUCTS | 4025 | 4025 | 726 | 726 |
| 190590 OTHER BAKERY PRODUCTS | 35651 | 35651 | 20207 | 20207 |
| 200110 CUCUMBER,GHERKINS PREP/PRESERV | 625 | 625 | 397 | 397 |
| 200190 PICKLES | 3072 | 3072 | 1107 | 1107 |
| 200210 TOMATOES,WHOLE/PIECE,PREP/PRSV | 79 | 79 | 13 | 13 |
| 200290 TOMATOES PASTE | 35927 | 35927 | 62909 | 62909 |
| 200310 MUSHROOM,PREP/PRSV O/TH VINHER | 12127 | 12127 | 10192 | 10192 |
| 200410 POTATO,PREP/PRSV,O/TH VINGERS | 123318 | 123318 | 54946 | 54946 |
| 200490 OTH VEG MIX/VEG PREP O/TH VING | 1331 | 1331 | 2212 | 2212 |
| 200510 HOMOGENIZED VEGETABLES | 124 | 124 | 672 | 672 |
| 200520 POTATO PREP O/TH VING NOT FROZ | 1780 | 1780 | 622 | 622 |
| 200540 PEAS PREP O/TH VINGER NOT FROZ | 1017 | 1017 | 2396 | 2396 |
| 200551 BEAN SHEL D PREP O/TH VING N/FZ | 406 | 406 | | |
| 200559 OTH BEAN PREP O/TH VING NOT FZ | 794 | 794 | 35 | 35 |
| 200570 OLIVES PREP O/TH VING NOT FROZ | 19776 | 19776 | 9816 | 9816 |
| 200580 SWEET CORN,PREP/PRESV NOT FROZ | 6547 | 6547 | 3711 | 3711 |
| 200591 BAMBOO SHOOT S | 43 | 43 | | |
| 200599 OTH VEGE PREPARED OR PRESERVED | 2261 | 2261 | 3091 | 3091 |
| 200600 VEG,FRUIT,NUTS,PEEL PRE BY SUG | 274 | 274 | 339 | 339 |
| 200710 HOMOGENISED PREPARATIONS | 1507 | 1507 | 96 | 96 |
| 200791 OTH,CITRUS FRUIT COOKED PREP | 226 | 226 | | |
| 200799 OTH JAM,FRUIT,JELLY,MARMALADE | 7454 | 7454 | 2946 | 2946 |
| 200811 GROUND NUTS,PREP/PRESERVED | 19000 | 19000 | 3581 | 3581 |
| 200819 OTH NUTS/SEED INCL MIXTURES | 22650 | 22650 | 46763 | 46763 |
| 200820 PINEAPPLES,PREPARED/PRESERVED | 101767 | 101767 | 45705 | 45705 |
| 200830 CITRUS FRUIT,PREPARE/PRESERVED | 6274 | 6274 | 11002 | 11002 |
| 200840 PEARS,PREPARED OR PRESERVED | 6263 | 6263 | | |
| 200850 APRICOTS,PREPARED OR PRESERVED | 4 | 4 | 49 | 49 |
| 200860 CHERRIES,PREPARED OR PRESERVED | 621 | 621 | 3449 | 3449 |
| 200870 PEACHES,PREPARED OR PRESERVED | 3498 | 3498 | 6199 | 6199 |
| 200880 STRAWBERRIES,PREPARE/PRESERVED | 1242 | 1242 | 1208 | 1208 |
| 200893 CRANBERRIES | | | 119 | 119 |
| 200897 MIXTURES OF FRUITS,NUTS&PLANTS | 62579 | 62579 | 55790 | 55790 |
| 200899 OTH FRUITS,NUT/EDIBLE PLANTS | 9915 | 9915 | 14440 | 14440 |
| 200911 ORANGE JUICE,FROZEN | 3992 | 3992 | | |
| 200919 OTHER ORANG JUICE | 9216 | 9216 | 13873 | 13873 |
| 200929 OTHER GRAPE FRUIT,JUICE | 1159 | 1159 | 18 | 18 |
| 200939 OTH JUICE OF ANY CITRUS FRUIT | 1505 | 1505 | | |
| 200941 PINEAPPLE JUICE ,BRIX VAL=20 | 1081 | 1081 | | |
| 200949 OTHER PINEAPPLE JUICE | 31148 | 31148 | 14169 | 14169 |
| 200950 TOMATO JUICE | 15 | 15 | | |
| 200961 GRAPE JUICE INCL GRAPE MUST | | | 46 | 46 |
| 200969 OTHER GRAPE JUICE | 59056 | 59056 | 9774 | 9774 |
| 200979 OTHER APPLE JUICE | 1252 | 1252 | 23590 | 23590 |
| 200981 CRANBERRY JUICE | 14 | 14 | | |
| 200989 OTHER JUICE OF FRUIT/VEGETABLE | 77652 | 77652 | 8313 | 8313 |
| 200990 MIXTURES OF JUICES | 6050 | 6050 | 5663 | 5663 |
| 210111 INSTANT COFFEE IN BULK | 13363 | 13363 | 1585 | 1585 |
| 210112 PREP WITH A BASIS OF EXTRA/COF | 233 | 233 | | |
| 210120 EXTACT,ESSENCE ETC OF TEA MATE | 8583 | 8583 | 2004 | 2004 |
| 210210 ACTIVE YEASTS | 43775 | 43775 | 42383 | 42383 |
| 210220 INACTIVE YEASTS,OTH SINGL CELL | | | 1238 | 1238 |
| 210230 PREPARED BAKING POWDERS | 275 | 275 | 10530 | 10530 |
| 210310 SOYA SAUCE | 23943 | 23943 | 15367 | 15367 |
| 210320 TOMATO KETCHUP/OTH TOMATOSAUCE | 25548 | 25548 | 5794 | 5794 |
| 210330 MUSTARD FLOUR/MEAL/PREP MUSTAR | 7778 | 7778 | 906 | 906 |
| 210390 OTH SAUCES PREP/MIX SEASONING | 32948 | 32948 | 45103 | 45103 |
| 210410 SOUPS/BROTHS & PREP THEREOF | 135 | 135 | 109 | 109 |
| 210420 HOMOGENISE COMPOSITE FOOD PREP | 1 | 1 | 123 | 123 |

Contd.

10.11 Imports by Economic Categories (Detail)

(In Thousand Rupees)

| Items | July, 2017 | From July, 2017 | July, 2016 | From July, 2016 |
|---------------------------------------|------------|-----------------|------------|-----------------|
| 210500 ICE CREAM,OTH EDIBLE ICE | 8239 | 8239 | 4978 | 4978 |
| 210610 PROTEIN HYDROLYSATES | 605 | 605 | 7946 | 7946 |
| 210690 FLAVOURING POWDER FOR PRE FOOD | 614563 | 614563 | 431124 | 431124 |
| 220110 MINERAL WATERS | 3150 | 3150 | 2007 | 2007 |
| 220190 OTH,NATURAL/ARTIFICIAL WATERS | 839 | 839 | 387 | 387 |
| 220210 AERATED WATERS CONT SUGAR | 74807 | 74807 | 47128 | 47128 |
| 220291 NON-ALCOHOLIC BEER | 5005 | 5005 | | |
| 220299 OTH WATER CONT. SWEETENING MAT | 23415 | 23415 | 24458 | 24458 |
| 220300 BEER MADE FROM MALT | 131 | 131 | 1231 | 1231 |
| 220410 SPARKLING WINE | 205 | 205 | 1078 | 1078 |
| 220429 OTH WINE OF FRESH GRAPES>2LT | | | 327 | 327 |
| 220510 VERMOUTH/OTH WINE F/GRAPE<2LTR | 22 | 22 | 79 | 79 |
| 220820 SPIRIT OBT BY DISTIL GRAPEWINE | 21 | 21 | | |
| 220860 VODKA | 9 | 9 | 49 | 49 |
| 220870 LIQUEURS AND CORDIALS | 104 | 104 | 30 | 30 |
| 220890 OTH SPIRIT/SPIRITOUS BEVERAGES | 65 | 65 | | |
| 220900 VINEGAR&SUBSTITUTE,ACTIC ACID | 3578 | 3578 | 2347 | 2347 |
| 230110 FLOURS,MEALS,PELLETS,OF MEAT | | | 29487 | 29487 |
| 230230 BRAN SHARP & RESIDUES OF WHEAT | 21 | 21 | 156 | 156 |
| 230250 BRAN SHARP RESIDUE LEGUM PLANT | 26760 | 26760 | 18143 | 18143 |
| 230310 RESID.STARCH MANUF&SIM RESIDUE | | | 12585 | 12585 |
| 230330 BREWING/DISTILLING DREGS/WASTE | 46622 | 46622 | 20683 | 20683 |
| 230400 OIL-CAKE/OTH S/RESID SOYABEAN | 2118 | 2118 | 991679 | 991679 |
| 230630 OIL CAKE/OTH SUNFLOWER SEEDS | 7605 | 7605 | 1534 | 1534 |
| 230660 OIL CAKE/OTH RESIDUE,PALM NUTS | 356959 | 356959 | 95966 | 95966 |
| 230690 OIL CAKE/OTH SOLID RESIDUE,VEG | 4 | 4 | 2 | 2 |
| 230800 VEG MATL & VEG WASTE,VEG RESID | 7598 | 7598 | | |
| 230910 DOG/CAT FOOD,PUTUP RETAILSALE | 19128 | 19128 | 14706 | 14706 |
| 230990 PREPARATIO FOR FEED SUPPLEMENT | 546409 | 546409 | 429274 | 429274 |
| 240110 TOBACCO,NOT STEMMED/STRIPPED | | | 44 | 44 |
| 240210 CIGAR,CHEROOTS CONTAIN TOBACCO | 271 | 271 | 77 | 77 |
| 240220 CIGARETTES CONTAINING TOBACCO | 2739 | 2739 | 152 | 152 |
| 240290 CIGAR,CHEROOTS/TOBACCO SUBST | | | 1 | 1 |
| 240391 HOMOGENISE/RECONSTITUTE TOBACO | 4019 | 4019 | 4118 | 4118 |
| 240399 TOBACCO,CHEWING | | | 52132 | 52132 |
| 271012 MOTOR SPIRIT | 22158708 | 22158708 | 18386675 | 18386675 |
| 271019 KEROSENE | 552958 | 552958 | 575640 | 575640 |
| 293550 OTH PERFLUROCTANE SULPHONAMIDE | 86 | 86 | | |
| 293590 O-TOLUENE-SULPHONAMIDE | 156230 | 156230 | 140906 | 140906 |
| 293621 VITAMIN A ITS DERIVATIVE UNMIX | 60462 | 60462 | 22028 | 22028 |
| 293622 VITAMIN B1/ITS DERIV UNMIXED | 16588 | 16588 | 39429 | 39429 |
| 293623 VITAMIN B2/ITS DERIV UNMIXED | 22000 | 22000 | 5645 | 5645 |
| 293624 D-,DL-PANTOTHENIC ACID(VITB3B5 | 52304 | 52304 | 9001 | 9001 |
| 293625 VITAMIN B6/ITS DERIV UNMIXED | 16228 | 16228 | 47752 | 47752 |
| 293626 VITAMIN B12/ITS DERIV UNMIXED | 77952 | 77952 | 38090 | 38090 |
| 293627 VITAMIN E/ITS DERIVATIVE UNMIX | 112789 | 112789 | 36272 | 36272 |
| 293628 VITAMIN D/ITS DERIVATIVE UNMIX | 65129 | 65129 | 29934 | 29934 |
| 293629 OTH VITAMIN/ITS DERIV UNMIXED | 130127 | 130127 | 165459 | 165459 |
| 293690 OTH INTER-MIXTURE PROVITAMINS | 48194 | 48194 | 1200 | 1200 |
| 293712 INSULINE AND ITS SALTS | | | 5630 | 5630 |
| 293719 OTHER POLYPEPTIDE HARMONES | 16412 | 16412 | 14758 | 14758 |
| 293721 CORTISONE/HYDRO/PREDNISONE ETC | 27193 | 27193 | 28675 | 28675 |
| 293722 HALOGENATE DERIV ADERNAL HORMN | 71826 | 71826 | 51769 | 51769 |
| 293723 OESTROGENS AND PROGESTOGENS | 5381 | 5381 | 174516 | 174516 |
| 293729 OTH,STEROIDAL HARMONES,DERIVAT | 33683 | 33683 | 21813 | 21813 |
| 293750 PROSTAGLANDINS,THROMBOXANES&DR | 6769 | 6769 | 10028 | 10028 |
| 293790 OTH HORMONES/ITS DERIVATIVES | 25702 | 25702 | 8203 | 8203 |
| 293810 RUTOSIDE(RUTIN)/ITS DERIVATIVE | | | 1387 | 1387 |
| 293890 GLYCOSIDES BASE PESTICIDES | 44728 | 44728 | 140391 | 140391 |

Contd.

10.11 Imports by Economic Categories (Detail)

(In Thousand Rupees)

| Items | July, 2017 | From July, 2017 | July, 2016 | From July, 2016 |
|--|------------|-----------------|------------|-----------------|
| 293911 CONCENTRATES OF POPPY STRAW | 7068 | 7068 | | |
| 293919 OTH ALKALOIDS OF OPIUM/DERVATI | 17265 | 17265 | 13619 | 13619 |
| 293930 CAFFEINE AND ITS SALTS | 33366 | 33366 | 60389 | 60389 |
| 293942 PSEUDEOPHEDRINE(INN)/ITS SALT | | | 43 | 43 |
| 293949 OTHER,EPHEDRINE AND ITS SALTS | 11127 | 11127 | 16898 | 16898 |
| 293959 OTH THEOPHYLLINE/AMINOPHLLINE | 11942 | 11942 | 28202 | 28202 |
| 293962 ERGOTAMINE (INN) AND ITS SALTS | | | 2257 | 2257 |
| 293969 OTH ALKALOID OF RYE ERGOT/SALT | 36806 | 36806 | 1789 | 1789 |
| 294000 SUGARD O/T SUCROSE/LACTOSE ETC | 121657 | 121657 | 54870 | 54870 |
| 294110 PENCILLINE/DERV/ACID/SALT ETC | 64653 | 64653 | 30600 | 30600 |
| 294120 STREPTROMYCIN/DERIV/SALT THROF | 18295 | 18295 | 7346 | 7346 |
| 294130 TETRACYCLINE/DERIV/SALT THROF | 113876 | 113876 | 80210 | 80210 |
| 294140 CHLORAMPHENICAL/DERIV/SALT | 22449 | 22449 | 28142 | 28142 |
| 294150 ERYTHROMYCIN/DERIV/SALT THROF | 145786 | 145786 | 129216 | 129216 |
| 294200 OTHER ORGANIC COMPOUNDS. | 26255 | 26255 | 32146 | 32146 |
| 300211 MALARIA DIAGNOSTIC TEST KITS | 21 | 21 | | |
| 300212 ANTISERA/OTH BLOOD FRAC MODIFY | | | 586 | 586 |
| 300215 IMUNOLOGICAL PROD IN DOSE/PACK | 135 | 135 | | |
| 300220 TATNUS TOXIDE | 2017588 | 2017588 | 2746459 | 2746459 |
| 300230 VACCINE VETERINARY MEDICINE | 635012 | 635012 | 324947 | 324947 |
| 300290 HUMAN BLOOD | 61972 | 61972 | 50263 | 50263 |
| 300310 MEDICAMENT PENCILLIN DERV/ACID | | | 1546 | 1546 |
| 300320 MEDICAMENT OTH ANTIBIOTICS | 19509 | 19509 | 4005 | 4005 |
| 300339 OTH,MEDICEMENT HARMONE ANTIBTC | 42635 | 42635 | 5342 | 5342 |
| 300390 UNANI,AYURVEDIC/OTH ORIENT MED | 35836 | 35836 | 53215 | 53215 |
| 300410 AMPICILLIN,AMOXICILLIN-CAP/CYRU | 12953 | 12953 | 146 | 146 |
| 300420 MEDICAMENT OTH ANTIBIOTICS | 389782 | 389782 | 249108 | 249108 |
| 300431 MEDICAMENT INSULIN NOT ANTIBTC | 318356 | 318356 | 224716 | 224716 |
| 300432 MEDICIMENT ADERN CORTC HARMONE | 19693 | 19693 | 27884 | 27884 |
| 300439 OTH MEDICIMENTHARMONE NOT ANT | 146549 | 146549 | 162543 | 162543 |
| 300449 MEDICAMENT ALKALOID DERV ANTI | | | 9825 | 9825 |
| 300450 COD LIVER OIL MEDICINAL | 9390 | 9390 | 8966 | 8966 |
| 300490 UNANI AYURVEDIC,OTH ORIENT MED | 2233074 | 2233074 | 3154401 | 3154401 |
| 300510 SURGICAL TAP IN JAMBO ROLLS | 43623 | 43623 | 41780 | 41780 |
| 300590 ACRYNOL PAD | 6967 | 6967 | 16164 | 16164 |
| 300610 VASCULAR GRAFTS | 193654 | 193654 | 263867 | 263867 |
| 300630 OPACIFY X-RAY EXAM DIAGNOSTIC | 1393 | 1393 | 205 | 205 |
| 300640 DENTAL CEMENT/DENTAL FILLING | 14669 | 14669 | 6767 | 6767 |
| 300650 FIRST AID BOXES AND KITS. | | | 1649 | 1649 |
| 300660 CHEMICAL CONTRACEPTIVE HORMONE | 69 | 69 | | |
| 300670 GEL PREP HUMAN/VETERNARY USE | 12210 | 12210 | 820 | 820 |
| 300691 APPL IDENTIFIABLE, OSTOMY USE | 3181 | 3181 | 7135 | 7135 |
| 321519 FLOURESCENT INK | 144623 | 144623 | 131020 | 131020 |
| 321590 BALL POINT/FINE LINER INK | 109686 | 109686 | 10095 | 10095 |
| 330112 ESSENTIAL OIL OF ORANGE | 10465 | 10465 | 19123 | 19123 |
| 330113 ESSENTIAL OIL OF LEMON | 64483 | 64483 | 54229 | 54229 |
| 330119 OTH ESSENTIAL OIL/CITRUS FRUIT | 98923 | 98923 | 23459 | 23459 |
| 330124 ESSENTIAL OIL OF PEPRAMINT | | | 82 | 82 |
| 330125 ESSENTIAL OIL OF OTHER MINTS | 517 | 517 | 3372 | 3372 |
| 330129 ESSENTIAL OIL OF CITRONELLA | 10475 | 10475 | 14385 | 14385 |
| 330130 RESINOIDS | | | 251 | 251 |
| 330190 CONCENTRATES OF ESSENTIAL OILS | 17163 | 17163 | 16059 | 16059 |
| 330210 FLOUROURS/CONC FOR BEVERAGES | 390005 | 390005 | 371511 | 371511 |
| 330290 MIXTURE FOR COSMETICS INDUSTRY | 500790 | 500790 | 369732 | 369732 |
| 330300 EAU-DE-COLOGNE | 46038 | 46038 | 32573 | 32573 |
| 330410 LIP MAKE-UP PREPARATIONS | 16486 | 16486 | 12090 | 12090 |
| 330420 EYE MAKE-UP PREPARATIONS | 13913 | 13913 | 14584 | 14584 |
| 330430 NAIL POLISH | 10084 | 10084 | 5889 | 5889 |
| 330491 FACE POWDER | 69026 | 69026 | 32924 | 32924 |

Contd.

10.11 Imports by Economic Categories (Detail)

(In Thousand Rupees)

| Items | July, 2017 | From July, 2017 | July, 2016 | From July, 2016 |
|--|------------|-----------------|------------|-----------------|
| 330499 FACE AND SKIN CREAM AND LOTION | 130671 | 130671 | 113990 | 113990 |
| 330510 SHAMPOOS | 177024 | 177024 | 116176 | 116176 |
| 330520 PREP PERMANENT WAVING/STRAIGHT | 12454 | 12454 | 9432 | 9432 |
| 330530 HAIR LACQUERS | 990 | 990 | 487 | 487 |
| 330590 CREAM HAIR | 102983 | 102983 | 75176 | 75176 |
| 330610 TOOTH PASTE | 47302 | 47302 | 61562 | 61562 |
| 330620 YARN,CLEAN TEETH(DENTAL FLOSS) | 306 | 306 | 124 | 124 |
| 330690 OTH,PREP ORAL/DENTAL HYGIENE | 6113 | 6113 | 4503 | 4503 |
| 330710 PRE/AFTER SHAVE PREPARATION | 18464 | 18464 | 8652 | 8652 |
| 330720 PERSONEL DEDORANT&ANTIP RSPRNT | 72483 | 72483 | 50122 | 50122 |
| 330730 PERFUMED BATH SALT/OTH PREP | 742 | 742 | 867 | 867 |
| 330741 AGARBATTI/OTH ODORIFEROUS PREP | | | 4 | 4 |
| 330749 OTH PREP PERFUMING ROOM/RELIGS | 32349 | 32349 | 15771 | 15771 |
| 330790 CONTACT LENSE SOLUTION | 9878 | 9878 | 2689 | 2689 |
| 340111 SOAP&ORGANIC SURFAC-ACTIV PROD | 142239 | 142239 | 160185 | 160185 |
| 340119 OTH,SOAP ORG-SURFAC-ACT PROD | 16204 | 16204 | 42088 | 42088 |
| 340120 SOAP IN OTHER FORMS | 125181 | 125181 | 62495 | 62495 |
| 340130 ORGANIC SURFACE ACTIVE PRODUCT | 66721 | 66721 | 30556 | 30556 |
| 340211 SULPHONIC ACID (SOFT) | 329143 | 329143 | 447103 | 447103 |
| 340212 CATIONIC PHARMACEUTICAL GRADE | 15264 | 15264 | 14767 | 14767 |
| 340213 ORG SURFACE ACTIVE NON-IONIC | 446667 | 446667 | 380253 | 380253 |
| 340219 C A P B | 46196 | 46196 | 22530 | 22530 |
| 340220 ORG SURF PREP PUTUP FOR R-SALE | 46245 | 46245 | 22158 | 22158 |
| 340490 PREP WAXES INCL SCALING WAXES | 128471 | 128471 | 83249 | 83249 |
| 340510 PO/CREAM/PREP FOR FOOTWEAR | 14343 | 14343 | 8341 | 8341 |
| 340520 POL/CREAM/PREP, WOOD FURNITURE | 1076 | 1076 | 1454 | 1454 |
| 340530 POL/CREAM/PREP,COACHWORK/METAL | 2003 | 2003 | 4727 | 4727 |
| 340540 SCOURING/PASTE/POWDER/OTH PREP | 128 | 128 | 448 | 448 |
| 340590 OTH POL/CREAM/PREP,F-WEAR/LETH | 17407 | 17407 | 8531 | 8531 |
| 350190 OTH CASEINATE DERIV CASEN GLUE | | | 616 | 616 |
| 360300 SAFETY FUSES DETONATING FUSES | | | 13925 | 13925 |
| 360410 FIREWORKS | 3116 | 3116 | | |
| 360610 LIQUID/LIQUEFIE GAS FUEL | 1472 | 1472 | 3049 | 3049 |
| 391740 FITING FOR TUBE ETC OF PLASTIC | 71967 | 71967 | 28548 | 28548 |
| 391810 FLOOR COVERING OF POLYMERS V-C | 93297 | 93297 | 49726 | 49726 |
| 392190 PL/SHEET POLYTHYLENE GR.03-.04 | 182997 | 182997 | 139532 | 139532 |
| 392210 BATH,SHOWER WASH BASIN OF PLAS | 12354 | 12354 | 8096 | 8096 |
| 392220 LAVATORY SEAT/COVER OF PLASTIC | 2156 | 2156 | 1796 | 1796 |
| 392290 OTH FLASH/SIM SANITARY PLASTIC | 10276 | 10276 | 3934 | 3934 |
| 392310 BOXES,CASES,CRATES PLASTIC | 66583 | 66583 | 66476 | 66476 |
| 392321 SACK&BAG OF POLYMER OF ETHYL | 95749 | 95749 | 149376 | 149376 |
| 392329 SACKS & BAG OF OTHER PLASTICS | 32152 | 32152 | 25453 | 25453 |
| 392330 BOTTLES | 80430 | 80430 | 49674 | 49674 |
| 392340 SPOOLS,COPEES,BOBINS ETC PLASTC | 20073 | 20073 | 22284 | 22284 |
| 392350 STOPPERS,LIDS,CAPS ETC OF PLAS | 141479 | 141479 | 153457 | 153457 |
| 392390 OTH PERFORMS MADE FROM POLYE | 35471 | 35471 | 35026 | 35026 |
| 392410 TABLEWARE KITCHENWARE OF PLAST | 50193 | 50193 | 55862 | 55862 |
| 392490 OTH,HOUSEHOLD/TOILET ARTICLES | 42129 | 42129 | 22850 | 22850 |
| 392510 RESERVOIRS,TANKS,VATS>300 LTRS | 42 | 42 | 103 | 103 |
| 392520 DOOR,WINDOWS FRAME&H-HOLD PLAS | 7713 | 7713 | 3168 | 3168 |
| 392530 SHUTTERS,BLINDS&PARTS OF PLAST | 1724 | 1724 | 3047 | 3047 |
| 392590 OTH,BUILDER-WARE OF PLASTIC,NS | 122891 | 122891 | 156372 | 156372 |
| 392610 OFFICE/SCHOOL SUPPLY PLASTIC | 22380 | 22380 | 8518 | 8518 |
| 392620 PLASTIC BELTS | 7939 | 7939 | 7834 | 7834 |
| 392630 FITTING FOR FURNITUR/COACH PLA | 1619 | 1619 | 822 | 822 |
| 392640 ORANMENTAL ARTICLES OF PLASTIC | 47996 | 47996 | 37478 | 37478 |
| 400942 TUBE,PIPERUB WITH OTH.METL.FIT | 9819 | 9819 | 2775 | 2775 |
| 401011 CONVEYOR BELTS WITH METALS | 183 | 183 | 14 | 14 |
| 401012 CONVEYOR BELTS WITH TEX-METACS | 74600 | 74600 | 49850 | 49850 |

Contd.

10.11 Imports by Economic Categories (Detail)

(In Thousand Rupees)

| Items | July, 2017 | From July, 2017 | July, 2016 | From July, 2016 |
|--|------------|-----------------|------------|-----------------|
| 401019 OTH CONVEYON BELT OR BELTING | 39340 | 39340 | 42733 | 42733 |
| 401031 V-BELT RIBBED VEHICLE 60-180CM | 55852 | 55852 | 44761 | 44761 |
| 401032 V-BELTS O/THEN V-RIBBED VEHICL | 21957 | 21957 | 18169 | 18169 |
| 401033 V-BELTS 180-240CM VEHICLES | 606 | 606 | 702 | 702 |
| 401034 V-BELTS OTH THEN V-RIBBED240CM | 445 | 445 | 219 | 219 |
| 401035 TIMING BELT VH-87 CIR.60-150CM | 414 | 414 | 165 | 165 |
| 401036 TIMING BELT VH-87 CIR150-198CM | 310 | 310 | 36 | 36 |
| 401390 INNER TUBES OF AGRICUL TRACTOR | 5678 | 5678 | 5988 | 5988 |
| 401410 SHEATH CONTRACEPTIVES | 62849 | 62849 | 7654 | 7654 |
| 401490 OTH HYG/PHARMACEUTICAL ARTL | 1271 | 1271 | 7017 | 7017 |
| 401511 GLOVES,RUBBER,SURGICAL | 68860 | 68860 | 42645 | 42645 |
| 401519 OTHER GLOVES,RUBBER | 55671 | 55671 | 32731 | 32731 |
| 401590 OTH ARTI APPRL/CLOTH ALL PURPS | 2701 | 2701 | 2370 | 2370 |
| 401610 STOPPER, RUBBER | 27961 | 27961 | 16585 | 16585 |
| 401691 FLOOR COVERING & MATS, RUBBER | 4389 | 4389 | 4727 | 4727 |
| 401692 TIP ERASER OF CELLUAR RUBBER | 60111 | 60111 | 24540 | 24540 |
| 401693 GASKETS OF RUBBER | 167166 | 167166 | 114867 | 114867 |
| 401694 BOAT/DOCK FENDERS,OF RUBBERS | 67995 | 67995 | 189 | 189 |
| 401695 OTH INFLATABLE ARTICLE OF RUBB | 1573 | 1573 | 906 | 906 |
| 401699 PRINTING BLANKETS,RUBBER | 271302 | 271302 | 185775 | 185775 |
| 420100 SADDLERY&HARNESS FOR ANIMALS | 280 | 280 | | |
| 420211 SUITCASES,LEATHER/COMP-LEATHER | 11764 | 11764 | 5792 | 5792 |
| 420212 TRAVEL BAGS OF PLASTIC TEX MAT | 92203 | 92203 | 42939 | 42939 |
| 420219 OTH TRUNK,SUITCASE,VANITY-CASE | 3498 | 3498 | 4455 | 4455 |
| 420221 HANDBAG,COMP/PATENT LEATHER | 101727 | 101727 | 41490 | 41490 |
| 420222 HANDBAGS,PLASTIC/TAXT MATERIAL | 21259 | 21259 | 11668 | 11668 |
| 420229 OTH HANDBAGS,WITHOUT HANDLES | 41862 | 41862 | 33456 | 33456 |
| 420231 ARTI.CARIED.IN POCKET. LEA/COM | 4637 | 4637 | 1985 | 1985 |
| 420232 ARTIC CARRIED IN POCK TAXT MATE | 887 | 887 | 123 | 123 |
| 420239 OTH,ARTI CARRIED IN HAND/POCKET | 63745 | 63745 | 7015 | 7015 |
| 420291 OTH CONTAINER O/S OF LEA/COMPS | 1057 | 1057 | 2335 | 2335 |
| 420292 OTH CONTAINER O/S PLAS/TEXTILE | 4024 | 4024 | 1547 | 1547 |
| 420299 OTH CASES VULCANISED FIB/PBOA | 9671 | 9671 | 14306 | 14306 |
| 420310 JACKETS, LEATHER/COMP-LEATHER | 11654 | 11654 | 34333 | 34333 |
| 420321 GLOVES/MITTENS LEATHER SPORTS | | | 21 | 21 |
| 420329 GLOVES LEATHER FANCY | 1275 | 1275 | 4685 | 4685 |
| 420330 BELTS AND BANDOLIERS | 16798 | 16798 | 20205 | 20205 |
| 420500 BELTING CONVEYOR LEATHER/COMP | 1942 | 1942 | 235 | 235 |
| 430390 OTHER, ARTICLES OF FURSKINS | 39 | 39 | | |
| 430400 ARTICLE OF FUR&ARTICLE THEREOF | 5028 | 5028 | 257 | 257 |
| 440139 SAW DUST & WOOD WASTE & SCRAP | 12 | 12 | 24 | 24 |
| 440210 WOOD CHARCOAL OF BAMBOO NOT AG | 747 | 747 | 725 | 725 |
| 441300 DENSIFIED WOOD,BLOCK,PLATE,ETC | 6350 | 6350 | 10768 | 10768 |
| 441600 CASK,BARREL,VAT,TUB&OTH PRODCT | 1030 | 1030 | | |
| 441899 FLOURING PANELS | 63140 | 63140 | 48356 | 48356 |
| 441912 CHOPSTICKS OF BAMBOO | 12 | 12 | | |
| 441919 OTH TABLE/KITCHENWARE OF BAMBO | 1031 | 1031 | | |
| 441990 TABLE&KITCHENWARE OF OTH WOOD | 2991 | 2991 | 1755 | 1755 |
| 442010 STATUETTES/OTH ORNAMENT WOOD | 422 | 422 | 555 | 555 |
| 442090 JEWELLERY BOXES, WOODEN | 10206 | 10206 | 6249 | 6249 |
| 442110 CLOTHES HANGERS OF WOOD | 6143 | 6143 | 2166 | 2166 |
| 450490 OTH, ARTICLES AGLOMERATED CORK | | | 101 | 101 |
| 460121 MATS,MATTING&SCREEN OF BAMBOO | 925 | 925 | 477 | 477 |
| 460192 OTH MATTING&SCREEN OF BAMBOO | 378 | 378 | | |
| 460199 OTH PLATING MATERIAL N.E.S | 33 | 33 | 49 | 49 |
| 460211 BASKETWORK&OTH ARTICL OF BAMBO | 215 | 215 | 61 | 61 |
| 460219 BASKETWORK&OTH ART OF VEG MATE | 513 | 513 | 85 | 85 |
| 481200 FILTER BLOCK,SLAB OF PAPERPULP | 257 | 257 | | |
| 481310 CIGRETTE PAPER IN BOOKLET FORM | | | 29 | 29 |

Contd.

10.11 Imports by Economic Categories (Detail)

(In Thousand Rupees)

| Items | July, 2017 | From July, 2017 | July, 2016 | From July, 2016 |
|---|------------|-----------------|------------|-----------------|
| 481490 OTHER WALLPAPER & COVERINGS. | 2021 | 2021 | 55 | 55 |
| 481690 OTHER COYING PAPER, C/T SIZE. | 1212 | 1212 | 75 | 75 |
| 481710 ENVELOPES | 1381 | 1381 | 1416 | 1416 |
| 481720 LETTER CARDS, PLAIN POSTCARDS | 340 | 340 | 251 | 251 |
| 481730 BOXES,POUCHES,PAPER STATIONERY | 612 | 612 | 293 | 293 |
| 481810 TOILET PAPER | 2770 | 2770 | 442 | 442 |
| 481820 HANDKERCHIEFS, TISSUES&TOWELS | 14222 | 14222 | 5363 | 5363 |
| 481830 TABLE CLOTHS & SERVIETTES | 1122 | 1122 | 1746 | 1746 |
| 481850 ARTICLES OF APPAREL&CLOTHING | | | 76 | 76 |
| 481890 OTH ARTI LINEN,P&P GARMET/ASSE | 10518 | 10518 | 5703 | 5703 |
| 481910 CARTON,BOXE&CASES CORRU PAPE | 44390 | 44390 | 34113 | 34113 |
| 481920 FOLD/CARTO/BOXE&CASE, NON-CURRU | 20862 | 20862 | 8836 | 8836 |
| 481930 SACKS&BAGS WITH BASE 40CM/MORE | 4349 | 4349 | 24766 | 24766 |
| 481940 OTH SACKS&BAGS,INCLUDING CONES | 8243 | 8243 | 5808 | 5808 |
| 481950 OTH PACKING CONTAINERS/RE-SLEE | 619 | 619 | 485 | 485 |
| 481960 BOX FILES, LETTER TRAYS, BOX, OFF | 8007 | 8007 | 2024 | 2024 |
| 482010 NOTE BOOK ORDER BOOK/RECEIPTS | 9644 | 9644 | 4944 | 4944 |
| 482020 EXERCISE BOOKS | 544 | 544 | 40 | 40 |
| 482030 BINDERS, FOLDERS&FILE COVERS | 9462 | 9462 | 9903 | 9903 |
| 482040 MANIFOLD BUSINESS FORMS/CARBON | 187 | 187 | 206 | 206 |
| 482050 ALBUMS FOR SAMPLES/COLLECTIONS | 157 | 157 | 362 | 362 |
| 482090 OTH BOOK COVER, BLOTING PAD, NES | 38023 | 38023 | 48364 | 48364 |
| 482110 PAPER DECORATION OF VEH H-8711 | 29625 | 29625 | 34007 | 34007 |
| 482190 OTH, P&P/BOARD LABLES NOT PRINT | 41982 | 41982 | 33709 | 33709 |
| 482290 OTHER, BOBINS, SPOOL, CAPS ETC.PA | 6144 | 6144 | 7706 | 7706 |
| 482320 FILTER PAPER AND PAPERBOARD | 892 | 892 | 17480 | 17480 |
| 482340 ROLLS, SHEETS AND DIALS, PRINTED | 801 | 801 | 369 | 369 |
| 482361 TRAY, DISH, PLATE, CUP OF BAMBOO | | | 234 | 234 |
| 482369 OTH TRAY, DISH, PLATE, CUP, P&BORD | 19122 | 19122 | 3809 | 3809 |
| 482370 MOULDED/PRESSED ARTICL P-PULP | 1741 | 1741 | 3210 | 3210 |
| 482390 CARDS FOR JACQUARD MACHINES | 41832 | 41832 | 34172 | 34172 |
| 490110 PRINTED BOOKS IN SINGLE SHEETS | 1554 | 1554 | 644 | 644 |
| 490191 DICTIONARIES AND ENCYCLOPAEDIA | 2316 | 2316 | | |
| 490199 HOLY QURAN | 152425 | 152425 | 174930 | 174930 |
| 490290 OTHER NEWSPAPER, JOURNALS PERIO | 3360 | 3360 | 5520 | 5520 |
| 490300 CHILDREN DRAWING/COLOUR BOOKS | 1099 | 1099 | 575 | 575 |
| 490400 MUSIC, PRINTED IN MANUSCRIPT. | 7 | 7 | | |
| 490510 GLOBES | 451 | 451 | 74 | 74 |
| 490599 OTH MAPS AND HYDROGRAPHIC/W-PA | 450 | 450 | 1043 | 1043 |
| 490600 PLANS/DRAWINGS FOR ARCHITECTS | 555219 | 555219 | 201 | 201 |
| 490700 UNUSED POST, REV, SIMILAR STAMP | 2814 | 2814 | 1981 | 1981 |
| 490810 TRANSFERS , VITRIFIABLE. | 4 | 4 | 20 | 20 |
| 490890 OTH, TRANSFERS(DECALCOMANIAS) | 4317 | 4317 | 2324 | 2324 |
| 490900 PRINTED/ILLUSTRATED POSTCARDS | 115 | 115 | 3719 | 3719 |
| 491000 CALENDAR OF ANY KIND PRINTED. | 110 | 110 | 65 | 65 |
| 491110 TRADE ADVERTISING MATERIAL. | 11351 | 11351 | 8091 | 8091 |
| 491191 PICTURES, DESIGNS&PHOTOGRAPHS | 736 | 736 | 743 | 743 |
| 500720 OTH FAB CON>80% WT OF SILK | 19847 | 19847 | 59472 | 59472 |
| 511111 WOVEN FABRICS CARDED WOOL, 85% | 3077 | 3077 | 586 | 586 |
| 511119 OTH WOVEN FABRICS CARDED WOOL | 75244 | 75244 | 6226 | 6226 |
| 511130 OTH MIXED MAINLY/SOLELY M-MADE | | | 4678 | 4678 |
| 511190 OTH WOVEN FAB CARDED WOL/HAIR | 35542 | 35542 | 13828 | 13828 |
| 511211 WOVEN FAB.COMBED WOOL 85%/HAIR | 166 | 166 | 1902 | 1902 |
| 511219 OTH WOVEN FAB COMBED WOOL 85%> | 36352 | 36352 | 3925 | 3925 |
| 511230 OTH WOV.FAB.COM.WOOL MIX.M/MSF | 18568 | 18568 | | |
| 511290 OTH WOV.FAB.CARDE WOOL/FA-HAIR | | | 10529 | 10529 |
| 520790 OTHER, COTTON YARN PUT UP SALE | 39 | 39 | 4573 | 4573 |
| 520811 WOV FAB COT WT<100G/SQM UNBLEA | | | 18453 | 18453 |
| 520812 WOV FAB COT WT>100G/SQM UNBLEA | 120340 | 120340 | 247052 | 247052 |

Contd.

10.11 Imports by Economic Categories (Detail)

(In Thousand Rupees)

| Items | July, 2017 | From July, 2017 | July, 2016 | From July, 2016 |
|---|------------|-----------------|------------|-----------------|
| 520819 OTHER WOVEN COTTON FAB UN-BLH | 4324 | 4324 | 6173 | 6173 |
| 520821 WOV FAB COT WT<100G/SQM BLEACH | 2847 | 2847 | 14436 | 14436 |
| 520822 WOV FAB COT WT>100G/SQM BLEACH | 180 | 180 | 800 | 800 |
| 520829 OTH WOVEN FAB OF COTTON BLEACH | 239 | 239 | 1545 | 1545 |
| 520832 WOV FAB COT WT>100G/SQM DYED | 16 | 16 | | |
| 520839 OTH COTON WOV FAB<2000/SQM DYE | 642 | 642 | 4534 | 4534 |
| 520841 WOV FAB COT WT 100G/SQM COLOUR | 254 | 254 | 242 | 242 |
| 520842 COTON WOV FAB WT>100G/SQM COLO | 4254 | 4254 | 18774 | 18774 |
| 520849 OTH WOV FAB WT 200G/SQM | 3456 | 3456 | 2830 | 2830 |
| 520851 COTON WOV FAB 100G/SQM PRINTED | 99229 | 99229 | 70109 | 70109 |
| 520852 COTON WOV FAB>100G/SQM PRINTED | 1641 | 1641 | 1807 | 1807 |
| 520859 OTH COT WOV FAB 200G/SQM PRINT | 10347 | 10347 | 5501 | 5501 |
| 520911 WOV FAB COT WT>200G/SQM UNBLAC | 43 | 43 | | |
| 520921 COTTON WOV FAB BLEACH>200G/SQM | 209 | 209 | | |
| 520922 COT WOV FAB 3/4THRD W>200G/SQM | 73 | 73 | | |
| 520929 OTH COT WOV FAB BLE W>200G/SQM | | | 72 | 72 |
| 520931 COTTON WOV FAB DYED>200G/SQM | 1595 | 1595 | | |
| 520939 OTH COT WOV FAB DYED>200G/SQM | 130 | 130 | 8204 | 8204 |
| 520942 COTTON WOV FAB DENIM>200G/SQM | 27037 | 27037 | 17046 | 17046 |
| 520949 OTH WOV FAB CONT 85% COT/YARN | 12 | 12 | 211 | 211 |
| 520959 OTH WOV FAB PRINTED>200G/SQM | | | 955 | 955 |
| 521019 OTH W-FAB COT MIX MF200GSQM UB | 359 | 359 | | |
| 521029 OTH W-FAB COT 85%,MMF 200G-BL | 254 | 254 | | |
| 521031 COT WOV FAB MX-MMF200G/SQM DYE | 64 | 64 | | |
| 521039 OTH W-FAD COTMX MF W200G/SQMDY | 1675 | 1675 | | |
| 521049 OTH W-FAB COT MX-MMF W200G/SQM | 832 | 832 | 874 | 874 |
| 521059 OTH W-FAB COT,MMF W 200G PRINT | 35040 | 35040 | 408 | 408 |
| 521119 OTH W-FABCOT, MF W>200G/SQM UNB | 9925 | 9925 | 13993 | 13993 |
| 521131 WW-FAB COT,MMF W>200G/SQM DYED | | | 25 | 25 |
| 521132 WOV FAB 3-4THREAD MIX>200GDYED | 90 | 90 | | |
| 521139 OTH W-FAB COT,MMF W>200G DYED | 2907 | 2907 | 3821 | 3821 |
| 521142 W-FAB COT DENM,MX MFW>200G/SQM | 23382 | 23382 | 15592 | 15592 |
| 521159 OTH W-FAB COT, MF, W>200G/SQM PR | 725 | 725 | 30539 | 30539 |
| 521213 OTH COT W-FAB DYED W 200G/SQM | 61 | 61 | 30 | 30 |
| 521223 OTH COT WOV FAB DYED>200G/SQM | 2507 | 2507 | 3682 | 3682 |
| 540710 WOV FAB HI-TENACI YRN NYLON PO | 31558 | 31558 | 34779 | 34779 |
| 540720 WOV FAB OBTAIN FROM STRIP,LIKE | 6715 | 6715 | 29134 | 29134 |
| 540741 FAB 85% OR MORE NYLON FILMENT | 690 | 690 | 3315 | 3315 |
| 540742 OTH FAB 85% OR MORE DYED | 88731 | 88731 | 230050 | 230050 |
| 540743 OTH W.FAB NYL FLAMT WT>85% DYE | | | 273 | 273 |
| 540744 OTH W.FAB FILA DIF COL NYL>85% | 5440 | 5440 | 14643 | 14643 |
| 540751 OTH W.FAB TEXTURED POLY U-BLEA | 159756 | 159756 | 182111 | 182111 |
| 540752 OTH W.FAB TEXTUR POLY DYED 85% | 639385 | 639385 | 726410 | 726410 |
| 540753 OTH W.FAB DIF COL TEXTUR POLYS | 40 | 40 | | |
| 540754 OTH FAB TEXT POLY FIL PRINTED | 381802 | 381802 | 27528 | 27528 |
| 540761 OTH FAB, NON-TEXT POLY FILAMENT | 43872 | 43872 | 75061 | 75061 |
| 540769 OTH FAB POLY FIL TEXTILE MAT | 14712 | 14712 | 34130 | 34130 |
| 540771 OTH WOV FAB SYNTH FIL BL/UN-BL | 94 | 94 | 9505 | 9505 |
| 540772 OTH WOV FAB SYNTH FIL DYED 85% | 66 | 66 | | |
| 540773 OTH W.FAB DIF COL SYN FILA PRI | 235 | 235 | | |
| 540782 OTH WOV FAB MIXED COTTON DYED | 603 | 603 | 251 | 251 |
| 540783 OTH FAB SYN TEXMAT COLOR DYED | 192 | 192 | | |
| 540784 OTH FAB SYN TEX SQM MATERUAK | 3043 | 3043 | 23143 | 23143 |
| 540792 OTH WOV FAB SYN F/L NS DYED | 2052 | 2052 | 2981 | 2981 |
| 540794 OTH WOV FAB SYN FIL NES PRINT | 30582 | 30582 | 19498 | 19498 |
| 540821 OTH WOV FAB ART. FIL BL/UN-BL | 19950 | 19950 | 14400 | 14400 |
| 540824 OTH WOV FAB ART. FIL PRINTED | 16033 | 16033 | 5429 | 5429 |
| 540831 OTH WOV FAB ART. FIL UN-BLECHE | | | 186 | 186 |
| 551219 OTH WOV FAB OF SYN STAPLE FIB | 42238 | 42238 | 33723 | 33723 |

Contd.

10.11 Imports by Economic Categories (Detail)

(In Thousand Rupees)

| Items | July, 2017 | From July, 2017 | July, 2016 | From July, 2016 |
|--|------------|-----------------|------------|-----------------|
| 551229 O/W-FEB ACR STA FIB>85%WT ACRY | 815 | 815 | 595 | 595 |
| 551299 FAB>85%W DIS SYN FAB UN-BLECHE | 488 | 488 | | |
| 551312 3/4-TH.TWIL-COT<170G.P.S.F.U-B | 422 | 422 | | |
| 551321 W-FAB SYN STA FIB MX COT DYED | 18 | 18 | 1221 | 1221 |
| 551323 POLYS,COT,STAP FIB<170G DYED | 1971 | 1971 | 1211 | 1211 |
| 551331 WOV FAB SYN STAP FIB COLOUR YR | | | 3540 | 3540 |
| 551349 O/W-FAB SYN STAP FIB MIX COTON | 817 | 817 | 1998 | 1998 |
| 551411 WOV.FAB P.S.F.<85%.C>170G.UN-BL | 16 | 16 | | |
| 551421 W-F POLY STAP FIB<85% DYED | 4664 | 4664 | 1460 | 1460 |
| 551422 W-F POLY STAP FIB 3/4THRD DYED | 8966 | 8966 | 896 | 896 |
| 551441 W-F SYN FIB<85% MIX COT PRINT | | | 950 | 950 |
| 551449 O/W-FAB SYN MIX COT>170G PRINT | 12566 | 12566 | 661 | 661 |
| 551511 O/W.FAB.P.S.F-MIX-VISC.UN-BLEC | 22770 | 22770 | 25734 | 25734 |
| 551513 O/W FAB P.S.F.MIX WOL/F-HAI.BL | 23403 | 23403 | 34911 | 34911 |
| 551529 O.WOV FAB- ARCYLIC FIB UN-BLEC | 950 | 950 | 8215 | 8215 |
| 551599 O.WOV FAB OF M.M.FILA.UN-BLECH | | | 187 | 187 |
| 551611 W-FAB ARTI FIB 85%>BL/UN-BLEA | | | 1030 | 1030 |
| 551612 W-FAB ARTI >85% BY WEIGH,DEYED | 207352 | 207352 | 241825 | 241825 |
| 551614 W-FAB ARTI FIB>85% WT PRINTED | 219418 | 219418 | 595353 | 595353 |
| 551621 W-FAB ART FIB<85%WT MM.FILAM | | | 39 | 39 |
| 551622 W-FAB ART FIB<85% WT MM-F DYED | | | 1728 | 1728 |
| 551623 W-FAB ART FIB<85%WT D-COL,MM-F | 5 | 5 | | |
| 551632 W-FAB ART FIB<85%WT,WOL/HAI DY | | | 84 | 84 |
| 551643 W-FAB ART FIB<85%WT MIX COTTON | 1324 | 1324 | | |
| 551644 W-FAB ART FIB<85% WT MIC PRINT | | | 1169 | 1169 |
| 551692 W-FAB ART FIB<85%WT MIX O/F DY | 628 | 628 | 6632 | 6632 |
| 551693 W-FAB ART FIB<85%WT D-COL,O/FI | 333 | 333 | | |
| 560130 TEXTILE FLOCK,DUST & MILL NEPS | 892 | 892 | 737 | 737 |
| 560210 NEEDLELOOM FELT STICH-BOND FIB | 16337 | 16337 | 19051 | 19051 |
| 560221 FELTS OF WOOL/HAIR,NOT COATED | 238 | 238 | 30 | 30 |
| 560229 FELTS OTH TEXT MATE, NOT COATD | 111 | 111 | | |
| 560500 METALLISED YARN,TEXTILE YARN | 391832 | 391832 | 318586 | 318586 |
| 560900 ARTICLES OF YARN,STRIP ROPE | 658 | 658 | 1435 | 1435 |
| 570110 CARPETS OF WOOL, HAND KNOTTED | 15001 | 15001 | 16012 | 16012 |
| 570190 CARPETS,KNOT OF OTH TEX MATERL | 74 | 74 | 282 | 282 |
| 570210 KECEM,SCHUMACKS,KARAMAE.ETC. | 3429 | 3429 | | |
| 570232 SYNTHETIC TURF SPORTS FIELDS | | | 133 | 133 |
| 570239 CARPETS ECT.AOT.MADE O/TEX MAT | 76 | 76 | | |
| 570241 CARPETS, (MACHINE MADE) | | | 489 | 489 |
| 570242 SYNTHETIC TURF SPORTS FIELDS | 35985 | 35985 | 32124 | 32124 |
| 570249 CARPETS ETC.MADE OTH.TEX MATEL | | | 107 | 107 |
| 570299 RUGS OF COTTON | 119 | 119 | 12 | 12 |
| 570310 CARPET ETC WOOL/FINE ANIM HAIR | | | 182 | 182 |
| 570320 SYNTHETIC TURF SPORTS FIELDS. | 25599 | 25599 | 9361 | 9361 |
| 570330 SYNTHETIC TURF SPORTS FIELDS. | 72838 | 72838 | 39220 | 39220 |
| 570390 CARPET/TUFT CARS/VEH O-TEX MAT | 4 | 4 | 4 | 4 |
| 570410 TILES, < 0.3 SQM AREA. | 2984 | 2984 | | |
| 570490 OTH CARPETS ETC.FELT N/TUFTED | 30079 | 30079 | 42084 | 42084 |
| 570500 OTH CARPETS&OTH FLOOR COVERING | 709 | 709 | 708 | 708 |
| 580121 UN CUT WEFT PILE FAB.OF COTTON. | | | 370 | 370 |
| 580122 CUT CORDUROY, OF COTTON | 11131 | 11131 | 448 | 448 |
| 580123 OTH WEFT PILE FAB.OF COTTON. | 176 | 176 | | |
| 580126 CHENILLE FABRICS, OF COTTON | | | 310 | 310 |
| 580132 CUT CORDUROY, MAN-MADE FIBRES. | 111 | 111 | 336 | 336 |
| 580133 OTH WEFT PILE FAB.M/MADE FIBRE | 132 | 132 | 2594 | 2594 |
| 580136 CHENILLE FAB. MAN-MADE FIBRES. | 2756 | 2756 | 648 | 648 |
| 580137 WARP PILE FABRICS OF COTTON | 9929 | 9929 | | |
| 580190 OTH PILE&CHENILLE FAB.TEX.MAT | 59929 | 59929 | 33098 | 33098 |
| 580219 OTH TERRY TOWEL/FABRICS,OF COT | 86 | 86 | 450 | 450 |

Contd.

10.11 Imports by Economic Categories (Detail)

(In Thousand Rupees)

| Items | July, 2017 | From July, 2017 | July, 2016 | From July, 2016 |
|---------------------------------------|------------|-----------------|------------|-----------------|
| 580220 TERRY TOWEL/FABRICS, TEX.MAT | 35 | 35 | | |
| 580300 GAUZE,OTHER THAN NARROW FABRIC | 3 | 3 | | |
| 580410 TULLES AND OTHER NET FABRICS | 36828 | 36828 | 1098 | 1098 |
| 580421 LACE MACHINE MADE,M-MADE FIBRE | 1047 | 1047 | 1090 | 1090 |
| 580429 OTH,LACE MACHINE MADE,OTH MAT. | 36954 | 36954 | 41529 | 41529 |
| 580430 LACE HAND MADE | | | 243 | 243 |
| 580610 WOV.PILE FAB.& CHENILLE FABRIC | 132 | 132 | 7 | 7 |
| 580620 OTH WOV. FAB. ELASTOMERIC YARN | 14373 | 14373 | 2401 | 2401 |
| 580631 OTH NARROW WOV FAB, OF COTTON. | 386 | 386 | | |
| 580632 OTH NARROW WOV FAB,M/MADE FIB. | 61911 | 61911 | 37848 | 37848 |
| 580639 OTH,NARROW WOV.FAB,TEX.MAT | 4003 | 4003 | 6147 | 6147 |
| 580710 BADGES, WOVEN | 96510 | 96510 | 55579 | 55579 |
| 580790 OTH,LABELS,BADGES&ART.TEX/MAT | 18640 | 18640 | 18313 | 18313 |
| 580810 BRAIDS IN THE PIECE | 34 | 34 | | |
| 580890 OTH,ORNAMENTAL TRIM,TASSEL ETC | 791 | 791 | 988 | 988 |
| 580900 WOV FAB.OF METAL TAREAD/YARN. | 17 | 17 | | |
| 581091 OTHER EMBROIDERY,OF COTTON | | | 4 | 4 |
| 590190 BUCKRAM | 86858 | 86858 | 69860 | 69860 |
| 590210 TYRE CORD FAB HIT.YARN NYLPLMD | 224775 | 224775 | 180377 | 180377 |
| 590220 TYRE CORD FAB H/T YARN POLYSTR | 25760 | 25760 | 14156 | 14156 |
| 590390 OTH,TEX FAB IMP,LAM, PLASTIC. | 219372 | 219372 | 199798 | 199798 |
| 590800 TEX WICKS,WOVEN,LAMP,LIGHTERS | 65 | 65 | | |
| 590900 TEX HOUSE PIPING/TEX TUBING. | 24169 | 24169 | 14 | 14 |
| 591190 O-DRYER SCREEN, PAPER MAKING | 20191 | 20191 | 21375 | 21375 |
| 600110 LONG PILE FAB,KNIT/CROC.UN-BLE | 9726 | 9726 | 2443 | 2443 |
| 600122 LOOPED PILE FAB,M.M.FIB.UN-BLE | 2169 | 2169 | 8478 | 8478 |
| 600129 LOPED PILE FAB,O-TEX MAT.UN-BL | 21963 | 21963 | 21881 | 21881 |
| 600191 PILE FAB,KNIT/CRO OF COT.UN-BL | 1544 | 1544 | | |
| 600192 PILE FAB,KNIT/CRO,M-M-F.UN-BLE | 674590 | 674590 | 497377 | 497377 |
| 600199 PILE FAB,KNIT/CROCH,O-T.M.UNBL | 15027 | 15027 | 13327 | 13327 |
| 600290 OTH,KNIT/CROC FAB<30CM,ELAST5% | | | 4010 | 4010 |
| 600410 KNIT/CRO FAB WD>30CM ELASTYR5% | 14453 | 14453 | 1403 | 1403 |
| 600490 OTH KNIT/CRO FAB WD>30CM ELAST | 6811 | 6811 | 3153 | 3153 |
| 600521 WRAP KNIT FAB OF COT UN-BLECHE | | | 45 | 45 |
| 600522 WRAP KNIT FAB OF COTTON DYED | 2799 | 2799 | 1109 | 1109 |
| 600524 WRAP KNIT FAB PRINTED | 99 | 99 | 7348 | 7348 |
| 600535 WRAP KNIT FAB SYNTHETIC FIBRE | 2811 | 2811 | | |
| 600536 WRAP KNIT FAB SYN.FIB UN-BLE | 9829 | 9829 | 4039 | 4039 |
| 600537 WRAP KNIT FAB SYN.FIBRE DYED | 62923 | 62923 | 235778 | 235778 |
| 600538 WRAP KNIT FAB SYN.FIB DIF COLO | | | 663 | 663 |
| 600539 WRAP KNIT FAB SYN.FIB PRINTED | 7956 | 7956 | 15384 | 15384 |
| 600542 WRAP KNIT FAB ART FIB DYED | 9617 | 9617 | 2035 | 2035 |
| 600544 WRAP KNIT FAB PRINTED | 6580 | 6580 | 454 | 454 |
| 600590 WR KN FAB O/TH H6001,6004.UNBL | 24468 | 24468 | 2644 | 2644 |
| 600622 OTH KNIT/CRO FAB COTTON DYED | 749 | 749 | 237 | 237 |
| 600631 O-KNIT/CRO FAB SYN.FIB UN-BLEA | 3146 | 3146 | 3420 | 3420 |
| 600632 OTH KNIT/CRO FAB SYN.FIB DYED | 494045 | 494045 | 230676 | 230676 |
| 600633 OTH KNIT/CRO FAB SYN.FIB COLOR | 3889 | 3889 | 648 | 648 |
| 600642 OTH KNIT/CRO FAB ART FIB DYED | 285 | 285 | | |
| 600690 OTH KNITTED CROACHE FAB.UN-BLE | 20526 | 20526 | 4945 | 4945 |
| 610120 MEN/BOYS OVERCOAT/SIM ARTICLE | | | 49 | 49 |
| 610130 MEN/BOYS WIND JACKET/SIM ART. | | | 167 | 167 |
| 610190 OVERCOAT ETC.MEN OTH TEX KNIT. | 2746 | 2746 | 2822 | 2822 |
| 610220 APPAREL/CLOTH ACCES,OF COTTON, | 125 | 125 | 33 | 33 |
| 610230 APPAREL/CLOTH ACCES,M-MADE FIB | 390 | 390 | 3617 | 3617 |
| 610290 APPAREL/CLOTH OF TEX MATEL, | 362 | 362 | 1273 | 1273 |
| 610310 SUITS MEN'S/ BOYS KNITTED/CROC | 3865 | 3865 | 9866 | 9866 |
| 610322 MEN/BOYS,ENSEMBLE,COTTON,KN/CR | 72 | 72 | 177 | 177 |
| 610329 MEN/BOYS,ENSEMBLE OTH TEX MAT, | | | 742 | 742 |

Contd.

10.11 Imports by Economic Categories (Detail)

(In Thousand Rupees)

| Items | July, 2017 | From July, 2017 | July, 2016 | From July, 2016 |
|--|------------|-----------------|------------|-----------------|
| 610332 JACKET/BLAZER MEN/BOY COT/KNIT | 3321 | 3321 | 477 | 477 |
| 610333 JACKET/BLAZER MEN/BOYS SYN FIB | 758 | 758 | 291 | 291 |
| 610339 JACKET/BLAZER MEN/BOYS OTH TEX | 10955 | 10955 | 65010 | 65010 |
| 610342 TROUSERS,ETC.MEN/BOYS COT/KNIT | 326 | 326 | 1979 | 1979 |
| 610343 TROUSERS, ETC.MEN/BOYS SYN FIB | 155 | 155 | 1561 | 1561 |
| 610349 TROUSERS,ETC.MEN/BOYS TEX MAT | 22020 | 22020 | 6980 | 6980 |
| 610419 WOMEN/GIRLS,SUITS OTH TEX MAT | 228 | 228 | 2415 | 2415 |
| 610422 WOMEN/GIRLS,ENSUMBLE,COTT/KNIT | | | 54 | 54 |
| 610429 WOMEN/GIRLS ENSEMBLE,TEX MAT | 37 | 37 | | |
| 610432 JACKET/BLAZER W/GIRL COT KN/CR | 1320 | 1320 | | |
| 610433 JACKE/BLAZER W/GIRL SYN KN/CR | | | 2234 | 2234 |
| 610439 JACKE/BLAZ W/GIRL OTH TEX K/CR | 8150 | 8150 | 1121 | 1121 |
| 610442 SHISHA EMBROIDERED DRESS COTTO | 206 | 206 | 2373 | 2373 |
| 610443 DRESSES W/GIRL SYN FIB KNIT/CR | 145 | 145 | | |
| 610444 DRESSES W/GIRL ARTFIB KNIT/CR | 14 | 14 | | |
| 610449 DRES W/GIRL OTH TEX MAT KNT/CR | | | 3 | 3 |
| 610459 SKIRTS/D-S W/GIRL OTH TEX K/CR | 163 | 163 | 32 | 32 |
| 610462 TROUSERS ETC OF COTTON KNI/CRO | 2901 | 2901 | 1372 | 1372 |
| 610463 TROUSE ETC OF SYN FIB KNITED | 847 | 847 | 825 | 825 |
| 610469 TROUSERS ETC OF OTH TEX MAT KN | 488 | 488 | 41 | 41 |
| 610510 SHIRTS MEN/BOYS COTT KNIT/CRO | 5169 | 5169 | 1311 | 1311 |
| 610520 MEN/BOYS SHIRTS M-MAD FIB K/CR | 39421 | 39421 | 47 | 47 |
| 610590 MEN/BOYS SHIRTS O/TEXTILE K/CR | 37144 | 37144 | 19050 | 19050 |
| 610610 W/GIRL SHIR/BLOUSES COT KN/CRO | 760 | 760 | 2768 | 2768 |
| 610620 W/GIRL SHIR/BLO M/MADE FIB K/C | 280 | 280 | 2489 | 2489 |
| 610690 W/GIRL SHIR/BLOU OTH TEXMATK/C | 171 | 171 | 930 | 930 |
| 610711 UNDERPANTS ETC M/BOY COT KN/CR | 1464 | 1464 | 1826 | 1826 |
| 610719 UNDERPANT ETC M/BOYS OTH T/MAT | | | 215 | 215 |
| 610721 NIGHTSHIRTS OF COTTON, | 137 | 137 | 439 | 439 |
| 610729 NIGHTSHIRT/PYJAMAS OTH TEX MAT | 2788 | 2788 | 21 | 21 |
| 610791 BATHROBES ETC OF COTTON M/BOYS | 21 | 21 | | |
| 610799 BATHROBE ETC OF OTH TEX KN/CRO | 40 | 40 | 165 | 165 |
| 610821 W/GIRL BRIE/PANTIES COT KN/CR | | | 49 | 49 |
| 610829 W/GIRL BRIEF/PANTIES OTH T/MAT | 1122 | 1122 | 45 | 45 |
| 610831 W/GIRL N-DRESS/PAJAMA COT KN/CR | 289 | 289 | 305 | 305 |
| 610832 W/GIRL N-DRESS/PAYJAMS M/M FIB | 13 | 13 | | |
| 610839 W/GIRL N-DRESS/PAJAMAS TEX MAT | 560 | 560 | 509 | 509 |
| 610891 BATHROBE W/GRL COTTON KNIT/CRO | | | 1 | 1 |
| 610892 BATHROBE W/GRL MAN-MADE KN/CRO | 101 | 101 | | |
| 610899 BATHROBE W/GRL OTH TEX KNI/CRO | 148 | 148 | 53 | 53 |
| 610910 T-SHIRT,SINGLETS,WAISTCOT K/CR | 10500 | 10500 | 4963 | 4963 |
| 610990 BALUCHI/PESHAW VEST O/TEX KN/C | 5405 | 5405 | 5248 | 5248 |
| 611011 JERSEY,PULOVER,CARDIGAN,WOLLEN | | | 892 | 892 |
| 611012 JERSEY,ETC. WOOL, KASHMIR GOAT | 3 | 3 | | |
| 611019 OTH JERSEY PULOVER ETC.WOOLEN | 6627 | 6627 | 1992 | 1992 |
| 611020 JERSEY, PULOVER ETC.OF COT K/C | 2439 | 2439 | 7551 | 7551 |
| 611030 JERSEY, PULOVER M/MADE FIB K/C | 278 | 278 | 4321 | 4321 |
| 611090 JERSEY,ETC. OTH TEXT. MATERIAL | 9155 | 9155 | 19717 | 19717 |
| 611120 BABY GARMENT OF COTTON KNIT/CR | 10616 | 10616 | 2326 | 2326 |
| 611130 BABY GARMENT OF SYN FIB KNI/CR | 266 | 266 | 7847 | 7847 |
| 611190 BABY GARMENT OF OTH TEX KNI/CR | 100923 | 100923 | 34877 | 34877 |
| 611212 TRACK SUITS SYB FIB KNIT/CROCH | 397 | 397 | 4 | 4 |
| 611219 TRACK SUITS OTH TEX MAT KNI/CR | 34 | 34 | 516 | 516 |
| 611220 SKI SUITS OF WIMEN KNIT/CROCHD | 7 | 7 | | |
| 611231 MEN/BOYS SWIMWEAR SYN FIB K/CR | 201 | 201 | | |
| 611239 MEN/BOYS SWIMWEAR OTH TEX K/CR | 323 | 323 | 12 | 12 |
| 611241 WOM/GIRL SWIMWEAR SYN FIB K/CR | | | 9 | 9 |
| 611249 WOM/GIRL SWIMWEAR OTH TEX K/CR | 64 | 64 | 14 | 14 |
| 611420 OTH GARMENT COTTON KNIT/CROCH | 2 | 2 | 428 | 428 |

Contd.

10.11 Imports by Economic Categories (Detail)

(In Thousand Rupees)

| Items | July, 2017 | From July, 2017 | July, 2016 | From July, 2016 |
|---------------------------------------|------------|-----------------|------------|-----------------|
| 611430 OTH GARMENT MAN-MADE FIB KN/CR | 756 | 756 | 18 | 18 |
| 611490 OTH GARMENT,OTH TEX MAT KN/CRO | 2155 | 2155 | 4308 | 4308 |
| 611510 SOCKS | 29586 | 29586 | 28526 | 28526 |
| 611521 O-PANTY HOSE&TIGHTS S-FIB<67DX | 129 | 129 | 359 | 359 |
| 611529 O-PANTY HOSE OTH-TEXTILE MATE | 14569 | 14569 | 9119 | 9119 |
| 611530 OTH W-MEN SOCKS DECITEX< 67/SY | 2671 | 2671 | 14024 | 14024 |
| 611595 OTH HOSIERY OF COTTON | 8953 | 8953 | 1444 | 1444 |
| 611596 OTH HOSIERY OF SYNTHETIC FIBRE | | | | |
| 611599 OTH HOSIERY OF OTH TEX MATERIL | 1221 | 1221 | 919 | 919 |
| 611610 GLOV,MITTEN,ETC PCAS/RUBER K/C | 3140 | 3140 | 487 | 487 |
| 611692 GLOVE,MITTENS ETC KN/CROC COTT | 138 | 138 | 43 | 43 |
| 611693 GLOVE,MITTENS ETC KNIT SYN FIB | 2274 | 2274 | 1492 | 1492 |
| 611699 GLOVE,MITTENS ETC KNIT TEX MAT | 1563 | 1563 | 313 | 313 |
| 611710 SHAWLS, KNITTED OR CROCHETED | 5937 | 5937 | 27176 | 27176 |
| 611780 OTH MADE UP CLOTHING ACCESRIES | 1100 | 1100 | 125 | 125 |
| 611790 PARTS OF GARMENT OR CLOTH ACSS | 1345 | 1345 | 48 | 48 |
| 620113 OVERCOAT MAN-MADE FIB NOT KNIT | 42 | 42 | | |
| 620119 OVERCOAT SIM ART OTH TEX MATER | | | 4530 | 4530 |
| 620192 OTH OUTER GARMENT COT MEN/BOYS | 294 | 294 | | |
| 620199 OTH OUTER GAR OTH TEX MAT M/BY | 1532 | 1532 | 80 | 80 |
| 620212 OVERCOAT ETC W/GRL COT N/KNIT | | | 213 | 213 |
| 620213 OVERCOAT ETC W/GRL M/MAD N/KNT | 10 | 10 | 17 | 17 |
| 620219 OVERCOAT ETC W/GRL O/TEX N/KNT | 7602 | 7602 | 341 | 341 |
| 620291 SKI/JACKET W/GRL WOOL NOT KNIT | | | 14 | 14 |
| 620293 SKI/JACKET W/GRL M/MADE N/KNIT | | | 59 | 59 |
| 620299 SKI/JACKET W/GRL TEX MAT N/KNT | 115 | 115 | 196 | 196 |
| 620312 SUIT MEN/BOYS SYN FIB NOT KNIT | 2319 | 2319 | 21 | 21 |
| 620319 SUIT MEN/BOYS COTTON NOT KNIT | 6899 | 6899 | 4212 | 4212 |
| 620322 ENSEMBLE MEN/BOY COT NOT KNIT | 2787 | 2787 | 1374 | 1374 |
| 620323 ENSEMBLE MEN/BOY SYN FIB N/KNT | 199 | 199 | 74 | 74 |
| 620329 ENSEMBLE MEN/BOY OTH TEX N/KNT | 189 | 189 | 1004 | 1004 |
| 620332 JACKET ETC MEN/BOY COT N/KNIT | 1581 | 1581 | 418 | 418 |
| 620333 JACKET ETC MEN/BOY SYN FIB N/K | 1841 | 1841 | 576 | 576 |
| 620339 JACKET ETC MEN/BOY OTH TEX N/K | 8389 | 8389 | 29246 | 29246 |
| 620341 TROUSER (INCLUDING SHALWAR) | 965 | 965 | 808 | 808 |
| 620342 OTH TROU BIB M/BOY COTT N/KNIT | 14635 | 14635 | 15209 | 15209 |
| 620343 OTH TROU BIB M/BOY SYN N/KNIT | 7230 | 7230 | 16 | 16 |
| 620349 OTH TROU BIB M/BOY TEXT N/KNIT | 9266 | 9266 | 7692 | 7692 |
| 620411 SUIT WOMEN/GRL OF WOOL N/KNT | | | 16 | 16 |
| 620412 SUIT WOMEN/GRL OF COT N/KNIT | | | 59 | 59 |
| 620419 SUIT WOMEN/GRL OF TEX MAT N/K | 492 | 492 | 65 | 65 |
| 620422 ENSEMBLE WOMEN OF COT N/KNIT | 273 | 273 | | |
| 620429 ENSEMBLE WOMEN OF TEX FIB N/K | 33 | 33 | 23 | 23 |
| 620432 JACKET W/GRL OF COT N/KNIT | 193 | 193 | 700 | 700 |
| 620433 JACKET W/GRL OF SYN FIB N/KNIT | | | 177 | 177 |
| 620439 JACKET W/GRL OF TEX MAT N/KNIT | 132 | 132 | | |
| 620442 SHISHA EMBROIDERED DRESS COTTO | 2246 | 2246 | 3252 | 3252 |
| 620443 DRESSES W/GRL SYN FIB NOT KNIT | 117 | 117 | 232 | 232 |
| 620444 DRESSES W/GRL ART FIB NOT KNIT | 45 | 45 | 5411 | 5411 |
| 620449 DRESSES W/GRL TEX FIB NOT KNIT | 155 | 155 | 264 | 264 |
| 620452 SKIRTS W/GRL COTTON NOT KNIT | 88 | 88 | 120 | 120 |
| 620453 SKIRTS W/GRL SYN FIB NOT KNIT | 10 | 10 | | |
| 620459 SKIRTS W/GRL TEX FIB NOT/KN/CR | 208 | 208 | 17 | 17 |
| 620462 GHAGRA OF COTTON | 3655 | 3655 | 3122 | 3122 |
| 620463 GHAGRA OF SYNTHETIC FIBRES | 228 | 228 | | |
| 620469 GHAGRA OF OTH TEXTILE MATERIAL | 4810 | 4810 | 20096 | 20096 |
| 620520 BALUCHI KAMEEZ OF COT MEN/BOY | 10225 | 10225 | 7131 | 7131 |
| 620530 SHIRTS MEN/BOYS OF M/MAD N/KNT | 4 | 4 | 4 | 4 |
| 620590 SHIRTS MEN/BOYS OF WOOL/H N/K | 5312 | 5312 | 2747 | 2747 |

Contd.

10.11 Imports by Economic Categories (Detail)

(In Thousand Rupees)

| Items | July, 2017 | From July, 2017 | July, 2016 | From July, 2016 |
|--|------------|-----------------|------------|-----------------|
| 620610 BLOUSES W/GRL SILK NOT KNITTED | | | 656 | 656 |
| 620620 BLOUSES W/GRL WOOL NOT KNITTED | 31 | 31 | | |
| 620630 MULTANI CHOLI OF COTTON W/GRL | 2861 | 2861 | 104 | 104 |
| 620640 MULTANI CHOLI M-MADE FIB W/GRL | 223 | 223 | 151 | 151 |
| 620690 MULTANI CHILI OTH TEX MATERIAL | 323 | 323 | 294 | 294 |
| 620711 UNEDERPANT ETC M/BOR COTTON | | | 43 | 43 |
| 620719 BALUCHI/PESHAW VEST O-TEX N-K | 117 | 117 | | |
| 620721 NIGHTSHIRT/PYJAMA MEN COT N/K | 7 | 7 | | |
| 620729 NIGHTSHIRT/PYJAMA MEN T/MAT NK | | | 178 | 178 |
| 620799 BATHROB ETC MEN TEX MAT N/KNIT | 1063 | 1063 | 62 | 62 |
| 620819 SLIPS/PETTICOAT W/GRL T/MAT NK | | | 572 | 572 |
| 620822 NIGHTDRESS/PYJAMA WOMEN M/M NK | 1547 | 1547 | 12 | 12 |
| 620829 NIGHTDRESS/PYJAMA WOMEN T/M NK | 747 | 747 | 2121 | 2121 |
| 620891 BATHROB ETC W/GRL COTTON N/NK | 466 | 466 | 67 | 67 |
| 620899 BATHROB ETC W/GRL TEX MAT N/NK | 4 | 4 | 66 | 66 |
| 620920 BABIES GARMENT COTTON N/KNIT | 3837 | 3837 | | |
| 620930 BABIE GAR&CLOTH SYN FIB N/KNIT | 438 | 438 | 288 | 288 |
| 620990 BABIES GARME OF OTH TEXTI MATE | 1384 | 1384 | 2787 | 2787 |
| 621010 GAR MADE UP FAB H-56.02/56.03 | 258 | 258 | 326 | 326 |
| 621040 OTH MEN/BOYS MADE UP FAB | 286 | 286 | | |
| 621050 OTH MEN WOMEN/GIRL FAB N/KNIT | 15 | 15 | | |
| 621112 SWIMWEAR WOM/GIRL NOT KNITTED | | | 46 | 46 |
| 621132 OTH GAR MEN/BOYS OF COTTON | 51 | 51 | 1022 | 1022 |
| 621133 OTH GAR MEN/BOYS OF M/MADE FIB | 2053 | 2053 | 1309 | 1309 |
| 621139 OTH GAR MEN/BOYS OF TEX MATERI | 2024 | 2024 | 17 | 17 |
| 621142 OTH GAR WOM/GIRL OF COTTON | 31 | 31 | | |
| 621143 OTH GAR WOM/GIRL OF M/MADE FIB | 892 | 892 | 22 | 22 |
| 621149 OTH GAR WOM/GIRL OF TEX MATERI | 2095 | 2095 | 9675 | 9675 |
| 621210 BRASSIERES | 38776 | 38776 | 20594 | 20594 |
| 621220 GIRDLES AND PANTY-GIRDLES | 1111 | 1111 | 1828 | 1828 |
| 621290 BRACES,SUSPENDERS,GARTER&PARTS | 8520 | 8520 | 14364 | 14364 |
| 621320 HANDKERCHIEFS OF COTTON | 1023 | 1023 | 921 | 921 |
| 621390 HANDKERCHIEFS OF OTH TEX MAT | 3903 | 3903 | 4813 | 4813 |
| 621420 SHAWLS,SCARVES ETC & LIKE WOOL | 486 | 486 | | |
| 621430 SHAWL,SCARVE ETC&LIKE SYN FIB | 153 | 153 | 3060 | 3060 |
| 621440 SHAWL,SCARVE ETC&LIKE ART MAT | 63 | 63 | | |
| 621490 SHAWLS OF OTH TEXTILE MATERIAL | 22734 | 22734 | 27931 | 27931 |
| 621510 TIES,BOW TIES&CRAVATS OF SILK | 29 | 29 | 811 | 811 |
| 621520 TIES,BOW TIES&CRAVATS M/M FIB | 181 | 181 | 214 | 214 |
| 621590 TIES,BOW TIES&CRAVATS TEX MAT | 2105 | 2105 | 1016 | 1016 |
| 621600 GLOVES OF TEXTILE FABRICS | 2449 | 2449 | 5987 | 5987 |
| 621710 MADE UP CLOTHING ACCESSORIES | 2369 | 2369 | 3574 | 3574 |
| 630110 ELECTRIC BLANKETS | | | 9 | 9 |
| 630120 BLANKET/TRAVEL RUGS OF WOOL/H | 32 | 32 | 95 | 95 |
| 630130 BLANKET/TRAVEL RUGS OF COTTON | 91 | 91 | 44 | 44 |
| 630140 BLANKET/TRAVEL RUGS OF SYN FIB | 336643 | 336643 | 200420 | 200420 |
| 630190 BLANKET/TRAVEL RUGS OF TEX MAT | 3543 | 3543 | 5737 | 5737 |
| 630210 BED SHEETS,KNITTED/CROCHETED | 12184 | 12184 | 11072 | 11072 |
| 630221 OTH BED LINEN,PRINTED,N/KNIT | 8 | 8 | 6330 | 6330 |
| 630222 OTH BED LINEN,PRINTED M/MADE | | | 5339 | 5339 |
| 630229 OTH BED LINEN,PRINTED MILL-MAD | 7 | 7 | 131 | 131 |
| 630231 BED SHEETS OF COTTON MILL-MADE | 6564 | 6564 | | |
| 630239 BED SHEETS OTH TEX MAT HANDLOM | 119 | 119 | 51266 | 51266 |
| 630240 TABLE LINEN KNITTED/CROCHETED | 113 | 113 | | |
| 630251 TABLE COVER OF COTTON MILLMADE | | | 20 | 20 |
| 630260 TOWELS OF COTTON MILL-MADE | 1450 | 1450 | 465 | 465 |
| 630291 OTH COT TOIL/KIT LIN MILL MADE | 100 | 100 | | |
| 630299 TOILET/KITCHEN LINEN TEX MAT | | | 132 | 132 |
| 630312 CURTAINS/BLINDS/VALANCE SYN FIB | 123 | 123 | | |

Contd.

10.11 Imports by Economic Categories (Detail)

(In Thousand Rupees)

| Items | July, 2017 | From July, 2017 | July, 2016 | From July, 2016 |
|---------------------------------------|------------|-----------------|------------|-----------------|
| 630319 CURTAINS/BLINDS/VALANCE TEXMAT | 25 | 25 | 149 | 149 |
| 630391 CURTAINS OF COTTON MILL-MADE | 4325 | 4325 | 170 | 170 |
| 630392 CURTAINS OF SYN FIB MILL-MADE | 33888 | 33888 | 2025 | 2025 |
| 630399 OTH CURTAINS/VALANCE OF TEXMAT | 578 | 578 | 356 | 356 |
| 630419 BED-SPREADS, OTHERS | 206 | 206 | 46 | 46 |
| 630491 OTH KNIT/CROCH F-ART O/TH94.04 | 303 | 303 | 420 | 420 |
| 630492 OTH FURNISHING ARTICLE COT KNT | 727 | 727 | 45 | 45 |
| 630493 OTH FURNISHING ARTICLE SYN FIB | 229 | 229 | 21 | 21 |
| 630499 OTH FURNISHING ARTICLES TEXMAT | 43 | 43 | | |
| 630510 SACK/BAGS OF JUTE OTH TEX FIB | 68075 | 68075 | 17765 | 17765 |
| 630520 SACKS AND BAGS OF COTTON | | | 65 | 65 |
| 630532 FLEX INTER BULK CONT OF>1000KG | 1857 | 1857 | 3006 | 3006 |
| 630533 SACK/BAGS OF POLYETHYLENE/PROP | 1703 | 1703 | 12611 | 12611 |
| 630539 OTH SACK/BAGS MAN-MADE TEX MAT | 53949 | 53949 | 19686 | 19686 |
| 630590 SACKS/BAGS OTH TEX MATERIAL | 2068 | 2068 | 1095 | 1095 |
| 630612 TARPULINS,OF SYNTHETIC FIBRES | 17899 | 17899 | 32874 | 32874 |
| 630619 TARPULINS OF OTH TEX MATERIAL | 4681 | 4681 | | |
| 630622 TENTS OF SYNTHETIC FIBRES | 3571 | 3571 | 110 | 110 |
| 630629 TENTS OF COTTON | 2662 | 2662 | 3124 | 3124 |
| 630630 SAILS OF OTH TEXTILE MATERIAL | | | 285 | 285 |
| 630690 OTH CAMPING GOODS OTH TEX NAT | 215 | 215 | 29 | 29 |
| 630710 DISH-CLOTH | 61140 | 61140 | 1843 | 1843 |
| 630720 LIFE-JACKETS AND LIFE-BELTS | 7261 | 7261 | 4507 | 4507 |
| 630790 SHOPPING BAGS, KNITTED | 138327 | 138327 | 41322 | 41322 |
| 631090 USED&NEW RAGS,SCRAP ETC TEXMAT | 4880 | 4880 | 2055 | 2055 |
| 640110 FOOTWEAR INCORPORATPROTE M-TOE | 122 | 122 | | |
| 640192 OTH FOOTWEAR COVERING ANKLE | 2477 | 2477 | | |
| 640199 OTH FOOTWEAR NES UPPER NOT FXD | 2587 | 2587 | 129 | 129 |
| 640219 OTH SPORTS F-WEAR SOLES RUB/PL | 2396 | 2396 | 7459 | 7459 |
| 640220 F-WEAR WITH UPPER STRAP ASSEMB | 6428 | 6428 | 3302 | 3302 |
| 640291 F/WEAR COV ANKLE SOLE/UPPERS | 807 | 807 | | |
| 640299 OTH F/WEAR SOLE/UPPER RUB/PLAS | 108370 | 108370 | 45412 | 45412 |
| 640319 OTHER; SPORTS FOOTWEAR | 14892 | 14892 | 32580 | 32580 |
| 640320 FOOTWEAR OUTER SOLE OF LEATHER | 153 | 153 | 9888 | 9888 |
| 640340 OTH FOOTWEAR WITH METLTOE CAP | 3678 | 3678 | 6379 | 6379 |
| 640351 OTH FOOTWEAR SOLE COV ANKLE | 1103 | 1103 | | |
| 640359 OTH FOOTWEAR OUTERSOLE LEATHE | 208 | 208 | 461 | 461 |
| 640391 OTH F-WEAR OUTERSOLE COMP LEA | | | 956 | 956 |
| 640399 OTH F-WEAR O/S RUB, PLAS, LEA | 43149 | 43149 | 34958 | 34958 |
| 640411 SPORTS FOOTWAR SHOES RUB/PLAS | 28257 | 28257 | 14170 | 14170 |
| 640419 OTH FOOTWEAR OUTER SOLE RUB/PL | 426815 | 426815 | 197855 | 197855 |
| 640420 FOOTWEAR OUTERSOLE COMP LEATHR | 808 | 808 | 972 | 972 |
| 640510 FOOTWEAR UPPER/COMP LEATHER | 109007 | 109007 | 90230 | 90230 |
| 640520 FOOTWEARS UPPER TEX MATERIAL | 2894 | 2894 | 4485 | 4485 |
| 650400 STRAW HATS | 26 | 26 | 263 | 263 |
| 650500 OTH HATS AND HEADGEAR KNITTED | 10794 | 10794 | 2980 | 2980 |
| 650610 SAFETY HEADGEAR | 26942 | 26942 | 17826 | 17826 |
| 650691 OTH HEADGEAR RUBBER/PLASTICS | 4936 | 4936 | | |
| 650699 OTH HEADGEAR OF OTH MATIRIALS | 665 | 665 | 6365 | 6365 |
| 650700 HEADBAND LINING COVERHAT FOUN | 1828 | 1828 | 853 | 853 |
| 660110 GARDEN OR SIMILAR UMBRELLAS | 525 | 525 | 1420 | 1420 |
| 660199 OTH UMBRELA/SUN UMBRELLAS | 22591 | 22591 | 4040 | 4040 |
| 660200 WALKING STICKS AND SEAT STICKS | 1185 | 1185 | 1853 | 1853 |
| 660320 UMBRELLA FRAMES INCL F/MOUNTED | | | 16 | 16 |
| 660390 OTH PATS/FITTING UMBRELLAS | 36 | 36 | 32 | 32 |
| 670210 ART FLOWER, FRUIT OF PLASTIC | 8285 | 8285 | 4487 | 4487 |
| 670290 ARTIFICIAL FLOWER,FOLIAG O/MAT | 20761 | 20761 | 31528 | 31528 |
| 670411 COMPLETE WIG OF SYN.TEXT MAT. | 91 | 91 | | |
| 670419 OTH BEARD, EYE BROW SYN.TEX MA | 141 | 141 | 3202 | 3202 |

Contd.

10.11 Imports by Economic Categories (Detail)

(In Thousand Rupees)

| Items | July, 2017 | From July, 2017 | July, 2016 | From July, 2016 |
|---|------------|-----------------|------------|-----------------|
| 670420 WIGS, BEARDS OF HUMAN HAIR | 1 | 1 | | |
| 691090 OTH CERAMIC SINKS WASHBASIN PE | 11277 | 11277 | 36 | 36 |
| 691110 DINNER STES OF PORCELAIN/CHINA | 140592 | 140592 | 101647 | 101647 |
| 691190 OTH HOUSEHOLD ARTICLES OF PORN | 38963 | 38963 | 17775 | 17775 |
| 691200 TABLE/ KITCHENWARE O/TH CHINA | 25173 | 25173 | 17656 | 17656 |
| 691310 STATUT ORNAMENT PORCELAIN CHI | 267 | 267 | 1437 | 1437 |
| 700992 FRAMED GLASS MIRRORS | 9052 | 9052 | 5807 | 5807 |
| 701010 AMPOULES | 3864 | 3864 | 3406 | 3406 |
| 701020 STOPPERS, LIDS AND OTH CLOSURES | 7583 | 7583 | 3367 | 3367 |
| 701190 OTHER, GLASS ENVELOPES | | | 1229 | 1229 |
| 701310 INDOOR DECOR OF GLASS CERAMICS | 11684 | 11684 | 3549 | 3549 |
| 701328 OTH STEMWARE DRINKING GLASS | 3795 | 3795 | 1640 | 1640 |
| 701333 O-DRINKING GLASS LEAD CRYSTAL | 32 | 32 | | |
| 701337 OTH DRINKING GLASS O/T GL-CEMI | 10445 | 10445 | 8123 | 8123 |
| 701342 G-WARE LINEAR C-EXPENSION-5x10 | | | 87 | 87 |
| 701349 O-GL-WARE L-C-EX=5x10 T,0-300C | 300800 | 300800 | 156144 | 156144 |
| 701391 OTH GLASS-WARE OF LEAD CRYSTAL | 165 | 165 | 54 | 54 |
| 701590 OTH CLOCK/WATCH/NON-CORRETVE | 200 | 200 | | |
| 701690 OTH PAVING BLOCKS/SLABS/BRICKS | 302 | 302 | 1278 | 1278 |
| 701710 QUART REACTOR TUBE & HOLDERS | 8978 | 8978 | 2542 | 2542 |
| 701720 LAB HYG/PHAR GLASSWARE L/C=10K | 14 | 14 | 528 | 528 |
| 701790 OTH LAB GLASSWARE ETC N.S. | 7436 | 7436 | 12204 | 12204 |
| 701810 GLASS BEADS, S/PERAL/PRE-STON | 101839 | 101839 | 67827 | 67827 |
| 701820 GLASS MICROSPHERRES=1MM DIA | 8492 | 8492 | 10637 | 10637 |
| 701939 OTH WEBS, MATTRESSES, BOARD ETC | 134875 | 134875 | 80172 | 80172 |
| 701940 WOVEN FABRICS OF ROVINGS | 5412 | 5412 | 1428 | 1428 |
| 701951 TYRE CORD FABRICS WIDTH>30 CM | 481 | 481 | | |
| 701952 OTH WOV FAB WID<30CM WT<250G/M | 9 | 9 | 3 | 3 |
| 701990 INSULATING SLEEVES | 75754 | 75754 | 27316 | 27316 |
| 711299 OTH WASTE/SCRAP PRECIOUS METAL | 926 | 926 | 870 | 870 |
| 711311 ARTICLE OF JEWELLERY OF SILVER | 7208 | 7208 | | |
| 711319 JEWELLERY OF GOLD | 61 | 61 | 277 | 277 |
| 711320 ART(JEWELRY)BASE MTL-CLD P-MTL | | | 8 | 8 |
| 711590 OTH ART PREMET/MET CLAD P/MTL | 42542 | 42542 | 6080 | 6080 |
| 711711 CUFF-LINKS/STUDS-BASE METAL | 792 | 792 | 480 | 480 |
| 711719 OTH IMITATION JEWELLERY B/METL | 93338 | 93338 | 104850 | 104850 |
| 711790 OTH IMITATION JEWEL B/METL, N.S | 40756 | 40756 | 9621 | 9621 |
| 731829 OTH COACH SCREW, BOLTS, NUT I/S | 17418 | 17418 | 8477 | 8477 |
| 731940 SAFETY PINS & OTHER PINS | 3488 | 3488 | 4598 | 4598 |
| 732090 SPRING, LEAVES UN-MNF VIDO CASS | 50832 | 50832 | 21535 | 21535 |
| 732111 COOKING RANGES | 53235 | 53235 | 36514 | 36514 |
| 732112 COOK APPLI/PLAT WARMER LIQ FUL | | | 43 | 43 |
| 732119 O-COKING APPLI INCL SOLID FUEL | 6032 | 6032 | 10414 | 10414 |
| 732181 OTH APPLI FOR GAS & OTH FUELS | 1601 | 1601 | 739 | 739 |
| 732189 OTH APPL INCL APPLI SOLID FUEL | 96 | 96 | 21 | 21 |
| 732290 AIR HEATER & HOT AIR DISTRIBUTER | 42423 | 42423 | 34361 | 34361 |
| 732310 IRON/STEEL WOOL, POT SCROEL ETC | 27101 | 27101 | 10526 | 10526 |
| 732391 OTH BUCKETS OF CAST IRON ENAMA | 2 | 2 | | |
| 732392 OTH H-HOLD ART CASTIRON ENAMA | 151 | 151 | 59 | 59 |
| 732393 OTH DOMESTIC UTENSILS STA-STEL | 6484 | 6484 | 4388 | 4388 |
| 732394 OTH DOMESTIC UTENSIL IRON/STEL | 32532 | 32532 | 16006 | 16006 |
| 732399 OTH H-HOLD ARTCL, PART THEREOF | 45256 | 45256 | 38257 | 38257 |
| 732410 SINKS OF STAINLESS STEEL | 6207 | 6207 | 6188 | 6188 |
| 732421 BATH TUBS CASTIRON W/N ENAMEL | 2181 | 2181 | 1196 | 1196 |
| 732429 OTH BATH, SINK, W-BASIN ENA IRON | 12026 | 12026 | 11709 | 11709 |
| 741539 OTH THREAD ARTICLES OF COPPER | 4063 | 4063 | 2186 | 2186 |
| 741820 OTH SANITARY WARE, PARTS COPPER | 39 | 39 | 77 | 77 |
| 741991 CAST, MOULDED, STAM, FORGED, COPPE | 402 | 402 | | |
| 750720 TUBE OR PIPE FITTING NICKEL | 910 | 910 | 782 | 782 |

Contd.

10.11 Imports by Economic Categories (Detail)

(In Thousand Rupees)

| Items | July, 2017 | From July, 2017 | July, 2016 | From July, 2016 |
|--|------------|-----------------|------------|-----------------|
| 761490 OTH STRAN WIR,ROP,CABL,PL ALUM | 1150621 | 1150621 | 53 | 53 |
| 761510 TABLE,KITCH,POT POLISHPAD ALUM | 16872 | 16872 | 7885 | 7885 |
| 761610 NAILS,BOLT,NUT,SCREW ETC ALUMI | 608 | 608 | 136 | 136 |
| 790500 ZINC PLAT SHEET, STRIP & FOIL | | | 34 | 34 |
| 800300 TIN BAR, ROD, PROFILE AND WIRE | 161 | 161 | 55 | 55 |
| 810430 RASPINGS,TUMINGS,ETC MAGNESIUM | 5 | 5 | | |
| 820900 PLATE STICK,TIPS TOOL CERMET | 7345 | 7345 | 5517 | 5517 |
| 821000 HAND-OPERATE MECHANICAL APPL | 7237 | 7237 | 7669 | 7669 |
| 821110 SETS OF ASSORTED ARTICLES | 3 | 3 | 5 | 5 |
| 821191 TABLE KNIVES HAVING FIX BLADE. | 3943 | 3943 | 1393 | 1393 |
| 821192 OTH KNIVES HAVE FIXED BLADES. | 7271 | 7271 | 2741 | 2741 |
| 821193 KNIVE OTH THAN FIXE BLADES. | 539 | 539 | 458 | 458 |
| 821194 BLADES | 224 | 224 | 111 | 111 |
| 821195 HANDLES OF BASE METAL | 47 | 47 | 118 | 118 |
| 821210 RAZORS | 48822 | 48822 | 35051 | 35051 |
| 821220 SAFETY RAZOR BLADES, | 48433 | 48433 | 8993 | 8993 |
| 821290 OTHER PARTS | 1388 | 1388 | 1344 | 1344 |
| 821300 SCISSORS,TAILORS,SHEARS BLADE | 3608 | 3608 | 3606 | 3606 |
| 821410 PAPER KNIVES,LETTER OPENER,ETC | 17991 | 17991 | 8406 | 8406 |
| 821420 MANICURE OR PEDICURE SETS. | 2027 | 2027 | 4581 | 4581 |
| 821490 OTH ARTICLES OF CUTLERY . | 6330 | 6330 | 3945 | 3945 |
| 821510 SET OF ASORTED ARTICLE-PRECMTL | 11 | 11 | 29 | 29 |
| 821520 OTH SETS OF ASSORTED ARTICLE. | 14611 | 14611 | 1479 | 1479 |
| 821591 OTH ARTICLE,NOT INSETS,PLATED | | | 17 | 17 |
| 821599 SPOONS | 8241 | 8241 | 6417 | 6417 |
| 830110 PADLOCKS | 124451 | 124451 | 103506 | 103506 |
| 830120 DOOR LOCKS VEH-H-8704.3190,11 | 6469 | 6469 | 3243 | 3243 |
| 830130 LOCKS FOR FURNITURE | 62036 | 62036 | 40740 | 40740 |
| 830140 OTHER LOCKS | 73781 | 73781 | 60590 | 60590 |
| 830150 CLASPS AND FRAMES WITH CLASPS. | 10324 | 10324 | 463 | 463 |
| 830160 PARTS OF LOCKS | 9588 | 9588 | 5927 | 5927 |
| 830170 KEYS PRESENTED SEPARATELY | 1423 | 1423 | 962 | 962 |
| 830210 HINGES,VEH-H-8704.2299,8703 | 40355 | 40355 | 33447 | 33447 |
| 830220 CASTORS | 32115 | 32115 | 33334 | 33334 |
| 830230 LATCH ASS-DOORS CARS-H-8703,04 | 3024 | 3024 | 347 | 347 |
| 830241 OTH MOUNTING,FITING BUILDING | 4499 | 4499 | 896 | 896 |
| 830242 OTH MOUNTING,FITING FURNITURES | 102314 | 102314 | 55171 | 55171 |
| 830249 OTH FITINGS OF BASE METAL N.S. | 37661 | 37661 | 29438 | 29438 |
| 830250 HAT-RACKS,HAT-PEGS,BRACKET&FIX | 4342 | 4342 | 569 | 569 |
| 830300 ARMoured/REINFORCED SAF B-MTL. | 7115 | 7115 | 1224 | 1224 |
| 830400 FILING CARD-INDEX CABINET/TRAY | 2907 | 2907 | 4950 | 4950 |
| 830510 FITTING FOR LOOSE-LEAF BINDERS | 326 | 326 | 478 | 478 |
| 830520 STAPLES IN STRIPS | 16095 | 16095 | 9365 | 9365 |
| 830590 OTH, INCLUDING PARTS | 9690 | 9690 | 6513 | 6513 |
| 830610 BELLS,GONGS ETC.ELECTRIC METAL | 850 | 850 | 898 | 898 |
| 830621 STATUETT OTH ORNAMENT BASE MTL | | | 7 | 7 |
| 830629 OTH STATUETT OTH ORNAMENT | 5922 | 5922 | 1028 | 1028 |
| 830630 PHOTOGRAPH,PICTURE FRAME MIRROR | 348 | 348 | 173 | 173 |
| 830710 FLEXIBLE TUBING OF IRON/STEEL | 16615 | 16615 | 21268 | 21268 |
| 830790 FLEXIBLE TUBING OF BASE METAL | 24008 | 24008 | 24611 | 24611 |
| 830810 HOOKS OF BASE METAL | 22451 | 22451 | 18704 | 18704 |
| 830820 TUBULAR OR BIFURCATED RIVET | 33899 | 33899 | 25436 | 25436 |
| 830890 CLASPS OF BASE METAL | 26139 | 26139 | 15666 | 15666 |
| 830910 CROWN CORKS OF BASE METAL | 175 | 175 | | |
| 830990 ALUM LID CAN OF CARBONAT DRINK | 37120 | 37120 | 38156 | 38156 |
| 831000 NUMB PLATE ASSEMBLY,AGRI-TRACT | 656 | 656 | 1268 | 1268 |
| 831110 COATED ELECTRODE OF BASE METAL | 117116 | 117116 | 89829 | 89829 |
| 831120 CORED WIRE OF BASE METAL, | 33482 | 33482 | 34286 | 34286 |
| 831130 COATED RODS&CORED WIRE,B/METAL | 16656 | 16656 | 19713 | 19713 |

Contd.

10.11 Imports by Economic Categories (Detail)

(In Thousand Rupees)

| Items | July, 2017 | From July, 2017 | July, 2016 | From July, 2016 |
|--|------------|-----------------|------------|-----------------|
| 851290 PARTS OF PRODUCT H-85124011,12 | 12371 | 12371 | 683 | 683 |
| 852290 OTH T/COM EQ/AC HD 85.19-85.21 | 72728 | 72728 | 44971 | 44971 |
| 852321 CARDS INCORPORATING MAG STRIPE | 22253 | 22253 | 8736 | 8736 |
| 852329 MAGNETIC DISCS | 1033 | 1033 | 516 | 516 |
| 852341 COMPACT DISC (CD)UN-RECORDED | 321 | 321 | 403 | 403 |
| 852349 OPTICAL MEDIA CONTAIN SOFTWARE | 11098 | 11098 | 34088 | 34088 |
| 852351 MULTIMEDIA MEMORY/SD CARDS | 532455 | 532455 | 25994 | 25994 |
| 852352 SIM CARDS | 247925 | 247925 | 267257 | 267257 |
| 852359 PROXIMITY CARDS AND TAGS | 22620 | 22620 | 19080 | 19080 |
| 870990 PARTS,H-NO.87.09 OF WORK TRUCK | 283 | 283 | 61519 | 61519 |
| 871499 OTHER,PARTS AND ACCESSORIES | 23398 | 23398 | 15651 | 15651 |
| 880390 OTH PARTS OF H-88.01 OR 88.02 | 869727 | 869727 | 210739 | 210739 |
| 902000 GAS MASKS | 39461 | 39461 | 23836 | 23836 |
| 902110 ORTHOPAEDIC/FRACTURE APPLIANCE | 6843 | 6843 | 13669 | 13669 |
| 902121 ARTIFICIAL TEETH | | | 80 | 80 |
| 902129 OTHER; DENTAL FITTINGS | 54 | 54 | 708 | 708 |
| 902131 ARTIFICIAL JOINTS | 38626 | 38626 | 62523 | 62523 |
| 902139 OTH ARTIFICIAL PARTS OF BODY | 115280 | 115280 | 175038 | 175038 |
| 902140 HEARING AIDS,EXCL PART/ACCESSO | 4067 | 4067 | 3128 | 3128 |
| 902150 PACEMAKER STIMULAT HEART MUSCL | 49450 | 49450 | 12942 | 12942 |
| 903300 PARTS& ACCE OF HEARING AIDS | 22307 | 22307 | 17396 | 17396 |
| 910111 WRIST WATCH,ELE OPE,MECH DISPL | 14 | 14 | | |
| 910119 O-W-WATCH ELECTRICALLY OPERATED | 81288 | 81288 | 1655 | 1655 |
| 910129 O-W-WATCH,W/N INCO.STOP WATCH | | | 2496 | 2496 |
| 910199 O-WATCHES INCL STOP WATCHES | 665 | 665 | | |
| 910211 W-WATCH,MACH DISPL O/TH H-9101 | 7701 | 7701 | 5018 | 5018 |
| 910219 O-W-WATCH W/N INCOR STOP WATCH | 40577 | 40577 | 8687 | 8687 |
| 910221 W-WATCH,AUTO-WIND O/T H-9101 | 784 | 784 | | |
| 910229 O-W-WATCH O/THAN H-9101 | 18244 | 18244 | 88397 | 88397 |
| 910299 O-POCKET/STOP WATCH O/T H-9101 | 1676 | 1676 | 4871 | 4871 |
| 910310 CLOCK WATCH MOVE ELECT OPERATD | 34 | 34 | 35 | 35 |
| 910390 OTH,CLOCKS WATCH MOV EX.91.04 | 804 | 804 | | |
| 910511 ALARM CLOCK,ELECTRICALLY OPE. | 1830 | 1830 | 578 | 578 |
| 910519 OTHER, ALARM CLOCK | 268 | 268 | 1428 | 1428 |
| 910521 WALL CLOCK,ELECTRICALLY OPERAT | 1910 | 1910 | 3265 | 3265 |
| 910529 OTHER WALL CLOCKS | 7074 | 7074 | 5864 | 5864 |
| 910591 OTH,CLOCK ELECTRICALLY OPERATD | 286 | 286 | | |
| 910599 OTHER CLOCKS | 637 | 637 | 370 | 370 |
| 910610 HOUR-METERS/METER AGR-TRACTOR | 134 | 134 | 653 | 653 |
| 910690 OTH,TIME OR DAY RECORDING APPA | 8522 | 8522 | 3459 | 3459 |
| 910700 TIME SWITCHES WITH CLOCK/WATCH | 10057 | 10057 | 1555 | 1555 |
| 910811 WATCH MOVE ELEC.OPE MACH DISPL | 60 | 60 | | |
| 910819 OTH,WATCH MOVE ELECT.OPERATED | 100 | 100 | | |
| 910890 OTH,WATCH MOVE COMPLETE ASSEMB | 87 | 87 | | |
| 910910 ELE OPER.CLOCK MOVE COMP/ASSEM | 540 | 540 | | |
| 910990 OTH CLOCK MOVEMENT COMP&ASSEMB | 591 | 591 | 116 | 116 |
| 911011 COMP MOVE,UNASSEMBLED WATCH | 762 | 762 | | |
| 911090 OTH,COMP MOVE WATCH/CLOCK UN-A | 221 | 221 | | |
| 911180 OTHER;WATCH CASES | 227 | 227 | | |
| 911190 PARTS OF WATCH CASES | 1298 | 1298 | 385 | 385 |
| 911220 CLOCK CASE&CASE OF SIMIL GOODS | 418 | 418 | 629 | 629 |
| 911290 PART OF CLOCK CASE/SIMILR CASE | 271 | 271 | 154 | 154 |
| 911390 OTH,WATCH STRAPS,BANDS PART | 1663 | 1663 | 62 | 62 |
| 911410 SPRINGS,INCLUDING HAIR-SPRINGS | 8 | 8 | | |
| 911430 DIALS | 61 | 61 | | |
| 911490 OTH;CLOCKS OR WATCH PARTS,N.S. | 6129 | 6129 | 1275 | 1275 |
| 920190 OTH,HARPSICHORD KEYBOARD STRIN | 291 | 291 | 72 | 72 |
| 920290 OTH,STRING MUSICAL INSTRUMENTS | 245 | 245 | 115 | 115 |
| 920510 BRASS-WIND INSTRUMENTS | | | 1328 | 1328 |

Contd.

10.11 Imports by Economic Categories (Detail)

(In Thousand Rupees)

| Items | July, 2017 | From July, 2017 | July, 2016 | From July, 2016 |
|--|------------|-----------------|------------|-----------------|
| 920590 OTH,WIND MISICAL INSTRUMENTS,NS | 122 | 122 | | |
| 920600 PERCUSSION MUSICAL INSTRUMENTS | 4 | 4 | | |
| 920710 KEYBOARD INS,O/THN ACCORDIONS | 77 | 77 | | |
| 920790 OTH,MUSICAL INSTRUMENTS | 3233 | 3233 | 247 | 247 |
| 920810 MUSICAL BOXES | 365 | 365 | 205 | 205 |
| 920890 OTH;MECHANICAL STRET ORGAN,INS | 4326 | 4326 | 1124 | 1124 |
| 920930 MUSICAL INSTRUMENT STRINGS | 26 | 26 | | |
| 920992 PARTS&ACCE MUSICAL INS H-92.02 | 37 | 37 | | |
| 920994 PARTS&ACCE MUSICAL INS H92.07 | 1 | 1 | | |
| 920999 OTH;PARTS&ACCE(CARDS,DISCS) | | | 148 | 148 |
| 930200 REVOLVERS PROHIBITED BORE,>.32 | | | 325 | 325 |
| 930320 SHOTGUNS, S-BARREL PUMP-ACTION | 43 | 43 | | |
| 930330 O SPOR,HUNT-RIFLES SIN-SHORT | 55 | 55 | | |
| 930390 OTH;FIREARMS,DEVIC OPE FIR EXP | | | 48 | 48 |
| 930400 OTH,ARMS OF HEADING NO.93.07 | 5550 | 5550 | 4786 | 4786 |
| 930510 FIRING MECHANISMS-REVOL/PISTOL | 5 | 5 | 50 | 50 |
| 930621 SHORTGUN CARTRIDGES | 125 | 125 | | |
| 930629 OTH,PARTS OF SHORTGUNS CARTRIG | 348 | 348 | 1635 | 1635 |
| 930630 CARTRIDGES RIVETING SIMI TOOL. | | | 4291 | 4291 |
| 930700 SWORDS,CUTLASSES,BAYONETS,LANC | 59 | 59 | | |
| 940110 SEATS OF A KIND USED,AIRCRAFT. | 86 | 86 | 3484 | 3484 |
| 940120 SEATS FOR M-VEH H-8703 & 4 | 2711 | 2711 | 1549 | 1549 |
| 940130 SWIVEL SEATS VARIABLE HEIGHT. | 52264 | 52264 | 29647 | 29647 |
| 940140 SEATS O/THN GARDEN SEATS,CAMP | 634 | 634 | 5023 | 5023 |
| 940153 SEATS OF RATTAN | | | 1748 | 1748 |
| 940159 OTH SEATS W/N CONVERTIBLE-BED | 5753 | 5753 | 3172 | 3172 |
| 940161 OT,SEATS UPHOLSTERED WOOD FRAM | 2016 | 2016 | 3119 | 3119 |
| 940169 OTHER SEATS,WITH WOODEN FRAMES | 6869 | 6869 | 873 | 873 |
| 940171 OT-SEATS UPHOLSTERED METALFRAM | 19874 | 19874 | 9877 | 9877 |
| 940179 OTHER SEATS;WITH METAL FRAMES | 49766 | 49766 | 24303 | 24303 |
| 940180 OTHER SEATS WITH METSL FRAMES | 38286 | 38286 | 15291 | 15291 |
| 940190 SEAT PARTS-FOAM CAR/VEH-8703,4 | 289210 | 289210 | 173587 | 173587 |
| 940310 METAL FURNITURE USED IN OFFICE | 184897 | 184897 | 3748 | 3748 |
| 940320 OTH,METAL FURNITURE O/THN OFFI | 46108 | 46108 | 18360 | 18360 |
| 940330 WOODEN FURNITURE-OFFICE USE | 79957 | 79957 | 25105 | 25105 |
| 940340 WOODEN FURNITURE-KITCHEN UES | 8390 | 8390 | 8195 | 8195 |
| 940350 WOODEN CABINETS | 229121 | 229121 | 32262 | 32262 |
| 940360 OTHER WOODEN FURNITURE | 24353 | 24353 | 18432 | 18432 |
| 940370 FURNITURE OF PLASTICS | 10688 | 10688 | 5573 | 5573 |
| 940382 FURNITURE OF BAMBOO | | | 23 | 23 |
| 940389 OTHER FURNITURE OF CANE, OSIER | 13644 | 13644 | 5065 | 5065 |
| 940390 PARTS FURNITURE H -NO.94.03. | 10309 | 10309 | 4974 | 4974 |
| 940410 MATTRESS SUPPORTS | 1087 | 1087 | 254 | 254 |
| 940421 MATTRESS CELLU RUBBER/PLSTIC | 182 | 182 | 224 | 224 |
| 940429 MATTRESS OF OTHER MATERIALS | 4431 | 4431 | 70 | 70 |
| 940430 SLEEPING BAGS | 68 | 68 | | |
| 940490 OTH,ARTI BEDDING&SIMI FURNISH. | 8249 | 8249 | 2340 | 2340 |
| 940510 CHANDELIERS | 366478 | 366478 | 282753 | 282753 |
| 940520 ELECTRIC TABLES,DESK,BEDSIDE | 15465 | 15465 | 5321 | 5321 |
| 940530 LIGHTING SETS CHRISTMASTREES | 61136 | 61136 | 10186 | 10186 |
| 940540 LIGHT SYSTEM FILM SHOOTING | 276289 | 276289 | 157079 | 157079 |
| 940550 NONELEC TUBULAR DAYLIGHT DEVIC | 844 | 844 | | |
| 940592 PARTS OF PLASTIC H-94.05,N.E.S | 571 | 571 | 1395 | 1395 |
| 940610 GREEN HOUSES OF WOOD | 58543 | 58543 | | |
| 940690 OTHER GREEN HOUSES | 454150 | 454150 | 226006 | 226006 |
| 950300 WHEELED TOYS RIDDEN BY CHILDR | 483108 | 483108 | 366715 | 366715 |
| 950420 ARTI&ACCE, BILLIARDS ALL KIND | 5002 | 5002 | 2425 | 2425 |
| 950430 OTH GAMES OPERA BY COIN/CARDS | 11423 | 11423 | 8505 | 8505 |
| 950440 PLAYING CARDS | 4995 | 4995 | 1755 | 1755 |

Contd.

10.11 Imports by Economic Categories (Detail)

(In Thousand Rupees)

| Items | July, 2017 | From July, 2017 | July, 2016 | From July, 2016 |
|--|------------|-----------------|------------|-----------------|
| 950450 VIDEO GAMES CONSOLES&MACHINES | 14071 | 14071 | | |
| 950490 DICE CUPS | 6769 | 6769 | 6341 | 6341 |
| 950510 ARTI FOR CHRISTMAS FESTIVITES. | 182 | 182 | 752 | 752 |
| 950590 OTHER ENTERTAINMENT ARTICLES | 68917 | 68917 | 25277 | 25277 |
| 950611 SNOW SKIS | 13 | 13 | | |
| 950619 OTH;SNOW SKI EQUIPMENT. | 587 | 587 | 539 | 539 |
| 950621 SAILBOARDS | 18 | 18 | | |
| 950629 OTH;WATER SKI,SURF BOARD W-SPO | 4650 | 4650 | 1218 | 1218 |
| 950631 GOLF CLUBS COMPLE/OTH GOLF EQU | 144 | 144 | 55 | 55 |
| 950632 GOLF BALLS | 151 | 151 | 342 | 342 |
| 950639 OTHER;GOLF EQUIPMENTS | 178 | 178 | 352 | 352 |
| 950640 ARTI,EQUIP FOR TABLE-TENNIS. | 3385 | 3385 | 2286 | 2286 |
| 950651 LAWN-TENNIS RACKETS,W/N STRUNG | 638 | 638 | 132 | 132 |
| 950659 BADMINTON RACKETS | 9718 | 9718 | 6028 | 6028 |
| 950661 LAWN TENNIS BALLS | 16866 | 16866 | 9257 | 9257 |
| 950662 FOOTBALLS | 2721 | 2721 | 820 | 820 |
| 950669 CRICKET BALLS | 3134 | 3134 | 2996 | 2996 |
| 950670 ICE SKATES,ROLLER INCL SKABOOT | 129 | 129 | 1201 | 1201 |
| 950691 EQUIP. FOR OTHER PHY EXERCISE | 212424 | 212424 | 73127 | 73127 |
| 950699 FOOTBALL COVER | 14203 | 14203 | 12135 | 12135 |
| 950710 FISHING RODS | 34 | 34 | 81 | 81 |
| 950720 FISH -HOOKS,W/N SNELLED. | 41 | 41 | 109 | 109 |
| 950730 FISHING REELS | 5 | 5 | | |
| 950790 OTH LINE FISHING TACKLE NETS | 656 | 656 | 202 | 202 |
| 950890 SWINGS,SHOOTING GALLERIES ETC. | 26664 | 26664 | 6148 | 6148 |
| 960190 WORKED TORTOISE-SHELL ARTICLES | 23 | 23 | 31 | 31 |
| 960200 GELATINE CAPSULES | 129773 | 129773 | 65335 | 65335 |
| 960310 BROOM,BRUSHE,CONS TWIN,VEG-MAT | 4041 | 4041 | 1074 | 1074 |
| 960321 TOOTH BRUSHE,INCL DENT-PLA BRU | 86210 | 86210 | 33957 | 33957 |
| 960329 OTH;SHAVING,HAIR,NAIL BRUSHES. | 17407 | 17407 | 6184 | 6184 |
| 960330 ARTST,WRITING,SIMILAR BRUSHES | 2363 | 2363 | 1120 | 1120 |
| 960340 PAINT,DISTEPER,VARNISH BRUSHES | 4174 | 4174 | 2075 | 2075 |
| 960350 OTH BRUSHES CONSTI PART MACHIN | 2210 | 2210 | 5047 | 5047 |
| 960390 OTH;HAND OPE MECHANICAL F-SWEPR | 38936 | 38936 | 26816 | 26816 |
| 960500 TRAVEL SETS FOR PERSONALTOILE. | 1817 | 1817 | | |
| 960610 PRESS-FASTENERS,SNAP-FASTENER. | 15837 | 15837 | 20790 | 20790 |
| 960621 BUTTON OF PLASTICS,NOT COVERED | 104316 | 104316 | 80266 | 80266 |
| 960622 BUTON OF BASE METAL,COVER TXT | 33448 | 33448 | 18531 | 18531 |
| 960629 PRESS STUDS | 63872 | 63872 | 26519 | 26519 |
| 960630 BUTTON MOULDS,PARTS OF BUTTON. | 153 | 153 | | |
| 960711 SLIDE FASTENER FIT CHAIN SCOP. | 53808 | 53808 | 26557 | 26557 |
| 960719 OTHER;SLIDE FASTENERS | 156892 | 156892 | 78099 | 78099 |
| 960720 PARTS; SLIDE FASTENERS | 19648 | 19648 | 8973 | 8973 |
| 960810 BALL POINT PENS | 14974 | 14974 | 8701 | 8701 |
| 960820 FELT TIPPED.PORUS TIPPED PEN | 24883 | 24883 | 7178 | 7178 |
| 960830 FOUNTAIN PEN,STYLOGRADH PEN | 7145 | 7145 | 3250 | 3250 |
| 960840 PROPELLING OR SLIDING PENCILS | 18 | 18 | | |
| 960850 SETS OF ARTICLS FROM TWO FOR-H | 2248 | 2248 | 245 | 245 |
| 960860 REFILLS FOR BALL POINT PEN. | 7745 | 7745 | 5059 | 5059 |
| 960891 PEN NIBS AND NIB POINTS | 20318 | 20318 | 13979 | 13979 |
| 960899 PEN CAPS,CLIPS OF STEEL M-LOCL | 22483 | 22483 | 5830 | 5830 |
| 960910 PENCILS&CRAYON W-LEADS ENCASD. | 144950 | 144950 | 101185 | 101185 |
| 960920 PENCIL LEADS, BLACK | 2491 | 2491 | 13051 | 13051 |
| 960990 OTH;PENCIL,DRAWING CHARCOALS. | 9396 | 9396 | 2160 | 2160 |
| 961000 SLATES&BOARDS,WRITNG/DRAWIN | 5394 | 5394 | 1397 | 1397 |
| 961100 DATE,SEALING OR NUMBERING STAM | 2398 | 2398 | 2507 | 2507 |
| 961210 RIBBONS FOR DOT MATRIX PRINTER | 18258 | 18258 | 8552 | 8552 |
| 961220 INK-PADS | 76 | 76 | 148 | 148 |
| 961310 POCKET LIGHTERS,GAS FUELLED | 632 | 632 | 15582 | 15582 |

Contd.

10.11 Imports by Economic Categories (Detail)

(In Thousand Rupees)

| Items | July, 2017 | From July, 2017 | July, 2016 | From July, 2016 |
|--|------------------|------------------|-------------------|------------------|
| 961320 POCKET LIGH,GAS FUELL,REFILLAB | 1581 | 1581 | 2056 | 2056 |
| 961380 LIGHTERS M-CARS OF H-8703 | 1260 | 1260 | 850 | 850 |
| 961390 PARTS OF CIGARETTE LIGHTERS | 165 | 165 | 11 | 11 |
| 961400 SMOKING PIPE&CIGAR OR CIG.HOLD | 1233 | 1233 | 520 | 520 |
| 961511 COMBS,HAIR-SLIDES,OF HARD RBER | 7351 | 7351 | 5413 | 5413 |
| 961519 OTH;HAIRPINS,CURLING PINS,LIKE | 4252 | 4252 | 4547 | 4547 |
| 961590 HAIR PINS | 107097 | 107097 | 45856 | 45856 |
| 961610 SCENT SPRAY SIMI TOILET SPRAY | 8752 | 8752 | 7782 | 7782 |
| 961620 POWDER-PUFFS&PADS FOR APPLICA | 4645 | 4645 | 2009 | 2009 |
| 961700 VACCUM FLASKS | 45687 | 45687 | 11829 | 11829 |
| 961800 TAILORS,DUMMIERS&OTH LAY FING. | 14084 | 14084 | 3298 | 3298 |
| 970110 PAINTING,DRAWING,PASTELS. | 385 | 385 | 2391 | 2391 |
| 970190 OTH COLLAGES&SIMI DECORATIVE | 446 | 446 | 568 | 568 |
| 970300 ORIGINAL SCULPTURES&STATUARY | 49 | 49 | 1508 | 1508 |
| 970400 POSTAGE&REVENUE STAMPS,ST-POS | 4 | 4 | 36 | 36 |
| 970600 ANTIQUES OF AN AGE EXE 100 YE. | 2 | 2 | | |
| 990900 TRANSACTIONS LESS THAN RS.1000 | 8590 | 8590 | 1772 | 1772 |
| 991000 SAMPLES HAVING NO-COMMER VALUE | 133812 | 133812 | 1687802 | 1687802 |
| 2. RAW MATERIAL TOTAL (A + B) | 253381274 | 253381274 | 180833110* | 180833110 |
| A. CONSUMER GOODS TOTAL | 201239131 | 201239131 | 148423087* | 148423087 |
| 050400 GUTS,BLADERS,STOMACH OF ANIMAL | 845 | 845 | 1536 | 1536 |
| 050590 OTH SKINS AND PARTS OF BIRDS | 2327 | 2327 | 34732 | 34732 |
| 050610 OSSEIN,BONES TREATED WITH ACID | 2383 | 2383 | 681 | 681 |
| 050690 BONES, POWDER | 1813 | 1813 | 489 | 489 |
| 050790 HORNS | 2419 | 2419 | | |
| 050800 SHELLS | 131 | 131 | | |
| 051110 BOVINE SEMEN | 4983 | 4983 | 8683 | 8683 |
| 060110 BULBS | 18 | 18 | | |
| 060210 UN-ROOTED CUTTING AND SLIPS | 90 | 90 | | |
| 060220 TREES,SHRUBS,BUSHES,GRAFTED | | | 128 | 128 |
| 060240 ROSES,GRAFTED OR NOT | 10 | 10 | 1219 | 1219 |
| 060290 MUSHROOM SPAWN | 3598 | 3598 | 4731 | 4731 |
| 060311 ROSES FRESH | 447 | 447 | 1900 | 1900 |
| 060314 CHRYSANTHEMUMS FRESH | 4791 | 4791 | 4751 | 4751 |
| 060319 OTH FRESH FLOWER,BUDS FOR BOUQ | 773 | 773 | 932 | 932 |
| 060390 OTH FLOWER FRESH DRIED DYED BL | 3631 | 3631 | 2905 | 2905 |
| 060490 O.PARTS OF PLANTS FOR BOUQUETS | | | 2497 | 2497 |
| 110812 MAIZE (CORN), STARCH | 23110 | 23110 | 18474 | 18474 |
| 110813 POTATO, STARCH | 43580 | 43580 | 33759 | 33759 |
| 110814 MANIOC (CASSAVA) STARCH | 5892 | 5892 | | |
| 110819 OTHER STARCHES | 63 | 63 | 4794 | 4794 |
| 110820 INULIN | 3147 | 3147 | 2514 | 2514 |
| 110900 WHEAT GLUTEN,WHETHER/NOT DRIED | 15150 | 15150 | 16042 | 16042 |
| 120110 SOYA BEAN SEED | 7224298 | 7224298 | 2311194 | 2311194 |
| 120190 SOYA BEAN,W.OR-N-BROKEN/SHELED | 2 | 2 | | |
| 120241 OTH GROUND NUTS IN SHELL | 62568 | 62568 | 14769 | 14769 |
| 120242 GROUND-NUTS SHELLED BROKEN/N-B | 94214 | 94214 | 48626 | 48626 |
| 120300 COPRA | 78411 | 78411 | 87407 | 87407 |
| 120510 LOW ERUCIC ACID RAPE/COLZASEED | 2252220 | 2252220 | 2448763 | 2448763 |
| 120600 SUNFLOWER SEED,WHETH/NOT BROKE | 46216 | 46216 | | |
| 120721 SEEDS FOR CROP (COTTON SEEDS) | | | 469 | 469 |
| 120791 POPPY SEEDS | 141 | 141 | | |
| 120799 OTH,OIL SEED/OLEAGINOUS FRUITS | | | 10083 | 10083 |

Contd.

10.11 Imports by Economic Categories (Detail)

(In Thousand Rupees)

| Items | July, 2017 | From July, 2017 | July, 2016 | From July, 2016 |
|---------------------------------------|------------|-----------------|------------|-----------------|
| 120921 LUCERNE (ALFALFA) SEED | 61234 | 61234 | 20493 | 20493 |
| 120922 CLOVER (TRIFOLIUM) SEED | 141336 | 141336 | 16809 | 16809 |
| 120929 OTHER SEEDS OF FORAGE PLANTS | 21169 | 21169 | 54889 | 54889 |
| 120930 SEED OF HERBACEOUS PLANTS | 365 | 365 | 21 | 21 |
| 120991 ONION SEEDS | 373737 | 373737 | 307135 | 307135 |
| 120999 OTH SEEDS OF FRUIT FOR SOWING | 222561 | 222561 | 113892 | 113892 |
| 121190 OTH PLANTS AND PARTS OF PLANTS | 83381 | 83381 | 51564 | 51564 |
| 121221 SEAWEDS/ALGAE FIT FOR HUMAN | 1027 | 1027 | | |
| 130190 CANNABIS RESIN/CANABIS BALSAMS | 28844 | 28844 | 13745 | 13745 |
| 130219 OTH SAPS & EXTRACT OTH VEG SAP | 49801 | 49801 | 30425 | 30425 |
| 130220 PECTIC SUBSTANCES,PECTINATES | 2925 | 2925 | 6479 | 6479 |
| 130232 GUWAR GUM | 55974 | 55974 | 7887 | 7887 |
| 130239 OTHER MUCILAGES AND THICKENERS | 28744 | 28744 | 50092 | 50092 |
| 140110 BAMBOOS | 22094 | 22094 | 4488 | 4488 |
| 140120 RATTANS | 7348 | 7348 | 4098 | 4098 |
| 140490 TENDU LEAVES(BIDI LEAVES) | 327004 | 327004 | 262862 | 262862 |
| 150190 POULTRY FAT OTH THAN H-02.09 | 2005 | 2005 | 3785 | 3785 |
| 150210 TALLOW (OTHER THAN OF H-15.03) | 204351 | 204351 | 163760 | 163760 |
| 150410 FISH-LIVER OILS THEIR FRACTION | | | 1055 | 1055 |
| 150500 LANOLIN | 10414 | 10414 | 6234 | 6234 |
| 150710 SOYABEAN OIL & ITS FRACT CRUDE | 4423241 | 4423241 | 1589962 | 1589962 |
| 150790 OTH SOYABEAN OIL & IT FRACTION | 21776 | 21776 | 12987 | 12987 |
| 150890 OTH GROUND NUT OIL & ITS FRACT | 538 | 538 | 109 | 109 |
| 150910 OLIVE OIL & ITS FRACT (VIRGIN) | 7041 | 7041 | 19090 | 19090 |
| 150990 OTH OLIVE OIL & ITS FRACTIONS | 51672 | 51672 | 42446 | 42446 |
| 151000 OTH OIL/FR,INCL BLENDS OF OIL | | | 1047 | 1047 |
| 151110 PALM OIL & ITS FRACTIONS CRUDE | 725906 | 725906 | 1109132 | 1109132 |
| 151190 PALM STREARIN | 17891977 | 17891977 | 9864420 | 9864420 |
| 151219 OTH SUNFLOWER SEE&SAFLOWER OIL | 1942 | 1942 | 454 | 454 |
| 151229 OTH COTTON SEED OIL & IT FRACT | 51 | 51 | 48 | 48 |
| 151319 OTH COCONUT OIL,ITS FRACTIONS | 85624 | 85624 | 60695 | 60695 |
| 151329 OTH PALM KERNEL/BABASSU OIL | 101297 | 101297 | 50107 | 50107 |
| 151519 OTH LINSEED OIL & ITS FRACTION | 332 | 332 | | |
| 151529 OTH MAIZE OIL & ITS FRACTIONS | 6650 | 6650 | 1833 | 1833 |
| 151530 CASTOR OIL AND ITS FRACTIONS | 22554 | 22554 | 1862 | 1862 |
| 151550 SESAME OIL & ITS FRACTIONS | 131 | 131 | 225 | 225 |
| 151590 OTH FIXED VEGETABLE OILS/FRACT | 339 | 339 | 1360 | 1360 |
| 151620 VEGETABLE FAT & ITS FRACTIONS | 153564 | 153564 | 97027 | 97027 |
| 151710 MARGARINE,EXCL LIQUID MARGARIN | 16067 | 16067 | 5873 | 5873 |
| 151790 OTH MARGARIN,EDIB MIX/PREP ETC | 135032 | 135032 | 88393 | 88393 |
| 151800 ANIMAL/VEG FAT/OILOXIDISE ETC | 27698 | 27698 | 17738 | 17738 |
| 152000 GLYSEROL,CRUDE WATER & LYES | 7902 | 7902 | 747 | 747 |
| 152110 VEG WAX WHETHER OR NOT REFINED | 772 | 772 | 5809 | 5809 |
| 152190 BEES WAX | 4361 | 4361 | 8747 | 8747 |
| 152200 RESIDUES OF ANMAL/VEGTABLE WAX | 3882 | 3882 | 965 | 965 |
| 160100 SAUSE,PROD MEAT-FOOD PREP OFFL | 1154 | 1154 | 1962 | 1962 |
| 220720 ETHYL ALCOHOL/OTH SPIRITS DEN | 5 | 5 | 1 | 1 |
| 240120 TOBACO-WHOLY/PARTLY STE/STRIP | 41416 | 41416 | 74959 | 74959 |
| 240130 TOBACCO REFUSE | 1812 | 1812 | | |
| 251010 AAT,C/PHOS,ALUM/C/PHOS&PH/CUG | 101735 | 101735 | 203660 | 203660 |
| 270810 PITCH | 12997 | 12997 | 1729 | 1729 |
| 270900 PETROLEUM OILS FROM BITUMINOUS | 23036802 | 23036802 | 20299387 | 20299387 |
| 271019 KEROSENE | 35380606 | 35380606 | 30854108 | 30854108 |
| 271099 OTH WASTE OILS | | | 78 | 78 |
| 271111 NATURAL GAS,LIQUIFIED | 14361202 | 14361202 | 8678167 | 8678167 |
| 271112 PROPANE, LIQUIFIED | 803 | 803 | 1267 | 1267 |
| 271119 L.P.G. LIQUEFIED | 1177724 | 1177724 | 942608 | 942608 |
| 271290 SLACK WAX | 4503 | 4503 | 25684 | 25684 |
| 271311 PETROLEUM COKE;NOT CALCINED | 3767 | 3767 | | |

Contd.

10.11 Imports by Economic Categories (Detail)

(In Thousand Rupees)

| Items | July, 2017 | From July, 2017 | July, 2016 | From July, 2016 |
|---------------------------------------|------------|-----------------|------------|-----------------|
| 271312 PETROLEUM COKE; CALCINED | 4124 | 4124 | 6548 | 6548 |
| 271320 PETROLEUM BITUMEN | 436092 | 436092 | 110247 | 110247 |
| 271490 OTH BITUMEN & ASPHALT NATURAL. | 6277 | 6277 | 3163 | 3163 |
| 290110 SATUR BUTANE,PENTANE & HEXANE | 333 | 333 | 430 | 430 |
| 290121 UNSATURATED ETHYLENE. | 476496 | 476496 | 556987 | 556987 |
| 290129 UNSATURATED HEPTANES | 2366 | 2366 | 2717 | 2717 |
| 290211 CYCLOHEXANE | 2741 | 2741 | 24 | 24 |
| 290219 CYCLOPENTANE | 37257 | 37257 | 21607 | 21607 |
| 290230 TOLUENE, PURE | 60651 | 60651 | 66367 | 66367 |
| 290241 O-XYLENE | 188138 | 188138 | 142338 | 142338 |
| 290243 P-XYLENE | 2431375 | 2431375 | 2534371 | 2534371 |
| 290244 MIXED XYLENE ISOMERS | 1409 | 1409 | 30808 | 30808 |
| 290250 STYRENE | 549143 | 549143 | 353219 | 353219 |
| 290290 NEPTHALENE | 11708 | 11708 | 9192 | 9192 |
| 290312 DICHLOROMETHANE(METHYLEN CHLRD | 30043 | 30043 | 36347 | 36347 |
| 290313 CHOLOROFORM(TRICHLOROMETHANE) | 17829 | 17829 | 16775 | 16775 |
| 290315 ETHYLENE DICHLORIDE(1,2-DI CH) | 159073 | 159073 | 424 | 424 |
| 290319 1,1,1-TRICHLOROETHANE | 4329 | 4329 | 1174 | 1174 |
| 290322 UNSATURATED TRICHLOROETHYLENE | 21674 | 21674 | 37696 | 37696 |
| 290323 UNSATURATE TETRACHLOROETHYLENE | 5106 | 5106 | 4269 | 4269 |
| 290339 OTH BROMOMETHANE(METHYL BROMI) | 148007 | 148007 | 111470 | 111470 |
| 290371 CHLORODIFLUOROMETHANE | 67006 | 67006 | 90876 | 90876 |
| 290373 DICHLOROFLUROETHANES | 10399 | 10399 | | |
| 290377 PENTACHLOROFLUROO METHANE/ETHA | 253 | 253 | 426 | 426 |
| 290391 CHLOROENZENE | 4 | 4 | 1391 | 1391 |
| 290399 OTH HALOGENATED DERIV H.CARBON | 2444 | 2444 | 2709 | 2709 |
| 290410 BENZENE SULPHONIC ACID | 8477 | 8477 | 6712 | 6712 |
| 290420 NITROBENZENE (MIRBANE OIL) | 3396 | 3396 | 10211 | 10211 |
| 290499 OTH DERIVATIVE NITRO/NITROSO | 7169 | 7169 | 1317 | 1317 |
| 290511 SATURAT METHANOL(METHYL ALCHL) | 344918 | 344918 | 257439 | 257439 |
| 290512 SATURATED PROPYL ALCOHOL | 185750 | 185750 | 109099 | 109099 |
| 290513 SATUR BUTAN-I-01(N-BUTYLALVHL | 5752 | 5752 | 3434 | 3434 |
| 290514 OTHER SATURATED BUTANOLS | 11610 | 11610 | 9468 | 9468 |
| 290516 SATUR OCTANOL/ISOMERS THEREOF | 321170 | 321170 | 364570 | 364570 |
| 290517 SATURATED STEARYLE ALCOHOL | 3277 | 3277 | 12462 | 12462 |
| 290519 ISO NONYL ALCOHOL (INA) | 357 | 357 | 2622 | 2622 |
| 290522 UNSATUR ACYCLIC TERPENE ALCOHL | 5688 | 5688 | 5383 | 5383 |
| 290529 OTH UNSATUR MONOHYDRIC ALCOHOL | 203 | 203 | 409 | 409 |
| 290531 ETHYLENE GLYCOL(ETHANEDIOL)MEG | 2245081 | 2245081 | 2476525 | 2476525 |
| 290532 PROPYLEN GLYCOL(PROPAN-1,2-DIO | 128627 | 128627 | 100575 | 100575 |
| 290539 OTHER, DIOLS | 1929 | 1929 | 6161 | 6161 |
| 290541 2-ETHYL-2(HYDROXYMETHLY-PROPAN | 222 | 222 | 201 | 201 |
| 290542 PENTAERYTHRITOL | 77849 | 77849 | 105000 | 105000 |
| 290543 MANNITOL | 12839 | 12839 | 10669 | 10669 |
| 290544 D-GLUCITOL (SORBITOL) | 7347 | 7347 | 2436 | 2436 |
| 290545 GLYCEROL | 40611 | 40611 | 28634 | 28634 |
| 290549 OTHER,POLUHYDRIC ALCOHOLS | 1830 | 1830 | | |
| 290559 OTHER HALOGENATED, SULPHONATED | 304 | 304 | 1289 | 1289 |
| 290611 MENTHOL | 18055 | 18055 | 28104 | 28104 |
| 290612 CYCLOEXANOL,METHYL/DIMETHYL | 945 | 945 | | |
| 290613 STEROLS AND INOSITOLS | 2032 | 2032 | 1028 | 1028 |
| 290619 OTH TERPINEOLS | 5710 | 5710 | 1597 | 1597 |
| 290621 BENZYL ALCOHOL | 3853 | 3853 | 10891 | 10891 |
| 290629 CYCLIC ALCOHOLS BAS PESTICIDES | 4433 | 4433 | 3423 | 3423 |
| 290711 PHENOL(HYDROXYBENZENE)IT SALT | 39322 | 39322 | 38572 | 38572 |
| 290712 CRESOLS AND THEIR SALTS | 7 | 7 | 1966 | 1966 |
| 290715 NAPTHOLS & THEIR SALTS | | | 65 | 65 |
| 290719 OTHER MONOPHENOLS | 287 | 287 | 372 | 372 |
| 290721 RESORCINAL AND ITS SALTS | 211 | 211 | | |

Contd.

10.11 Imports by Economic Categories (Detail)

(In Thousand Rupees)

| Items | July, 2017 | From July, 2017 | July, 2016 | From July, 2016 |
|---------------------------------------|------------|-----------------|------------|-----------------|
| 290722 HYDROQUINONE (QUINOL)ITS SALT | 1709 | 1709 | | |
| 290723 4,4-ISOPROPYLDENEDIPHENOL/SALT | 21578 | 21578 | 3713 | 3713 |
| 290729 OTHER, POLYPHENOLS | 18697 | 18697 | 6017 | 6017 |
| 290819 OTH 4-CHLORO, 3-METHYLEPHENOL | | | 475 | 475 |
| 291511 FORMIC ACID | 22648 | 22648 | 39122 | 39122 |
| 291512 SODIUM FORMATE,CALCIUM FORMATE | 82611 | 82611 | 22802 | 22802 |
| 291513 ESTERS OF FORMIC ACID | 1987 | 1987 | 508 | 508 |
| 291521 ACETIC ACID | 240609 | 240609 | 195384 | 195384 |
| 291529 CALCIUM ACETATE | 9213 | 9213 | 6795 | 6795 |
| 291531 ETHYL ACETATE | 311 | 311 | 63 | 63 |
| 291532 VINYL ACETATE | 37229 | 37229 | 107105 | 107105 |
| 291533 N-BUTYL ACETATE | 1544 | 1544 | | |
| 291539 BENZYL ACETATE | 54992 | 54992 | 68345 | 68345 |
| 291540 MONO/DI/TRICHLOROACETIC ACID-S | 700 | 700 | | |
| 291550 PROPIONIC ACID,ITS SALT/ESTERS | 27639 | 27639 | 6667 | 6667 |
| 291560 BUTYRIC ACIDS, | 35516 | 35516 | 31629 | 31629 |
| 291570 STEARIC ACID (CHEMICALLY PURE) | 49946 | 49946 | 21672 | 21672 |
| 291590 OTH SAT ACYCLIC MONOCARBOXYLIC | 152168 | 152168 | 94550 | 94550 |
| 291611 UNSATU ACRYLIC ACID/ITS SALTS | 6203 | 6203 | 10055 | 10055 |
| 291612 UNSATURATE ESTER ACRYLIC ACID | 133945 | 133945 | 126256 | 126256 |
| 291613 UNSATU METHACRYLIC ACID/SALTS | 314 | 314 | 5165 | 5165 |
| 291614 UNSATU ESTER,METHARYLIC ACID | 109694 | 109694 | 86867 | 86867 |
| 291615 UNSATURATED OLEIC ACID | | | 3493 | 3493 |
| 291619 OTH MALEIC ACID,AZDN(2-AZOBIS) | 14273 | 14273 | 11182 | 11182 |
| 291620 CYC-LANIC,LENIC LOTEPHENI ACID | 152 | 152 | 12272 | 12272 |
| 291631 BENZOIC ACID, | 14225 | 14225 | 27599 | 27599 |
| 291632 BENZOYL PEROXIDE/BENZYL CHLRID | 1829 | 1829 | 762 | 762 |
| 291639 IBUPROFEN | 104858 | 104858 | 136739 | 136739 |
| 291711 OXALIC ACID | 10197 | 10197 | 24863 | 24863 |
| 291712 ADIPIC ACID,ITS SALTS/ESTERS | 229981 | 229981 | 73144 | 73144 |
| 291713 AZELAIC/SEBACIC ACID/SALT/ESTR | 5424 | 5424 | 190 | 190 |
| 291714 MALEIC ANHYDRIDE | 41295 | 41295 | 7124 | 7124 |
| 291719 OTH ACYCLIC POLYCARBOXYL ACID | 7717 | 7717 | 4486 | 4486 |
| 291720 CYC-LANIC,LENIC LOTERPENC ACID | | | 6389 | 6389 |
| 291734 DIBUTYL ORTHOPHTHALATES | 20264 | 20264 | 9595 | 9595 |
| 291735 PHTHALIC ANHYDRIDE | 19108 | 19108 | 54516 | 54516 |
| 291736 PURE TERPHTHALIC ACID(PTA) | 314916 | 314916 | 825541 | 825541 |
| 291739 ISO PHTHALIC ACID | 127849 | 127849 | 35411 | 35411 |
| 291811 LACTIC ACID | 23936 | 23936 | 14617 | 14617 |
| 291812 TARTARIC ACID | 8716 | 8716 | 5754 | 5754 |
| 291813 SALT & ESTER OF TARTARIC ACID | 5548 | 5548 | | |
| 291814 CITRIC ACID | 246493 | 246493 | 200371 | 200371 |
| 291815 SODIUM CITRATE | 63676 | 63676 | 25571 | 25571 |
| 291816 GLUCONIC ACID,SALTS & ESTERS | 93337 | 93337 | 92009 | 92009 |
| 291819 OTH ESTER,SALTS OF CITRIC ACID | 13801 | 13801 | 55642 | 55642 |
| 291821 SALICYLIC ACID | 4121 | 4121 | 1113 | 1113 |
| 291822 ASPARIN | 775 | 775 | 9984 | 9984 |
| 291823 OTH ESTER,SALICYLIC ACID/SALTS | 3114 | 3114 | 58 | 58 |
| 291829 OTH CARBOXYLIC ACID+PHENOL FUN | 30881 | 30881 | 31001 | 31001 |
| 291830 CARBOXYLIC ACID+ALDEHYDE/KETON | 7502 | 7502 | 1224 | 1224 |
| 291891 2,4,5-T(ISO)(2,4,5-TRICHLOROPH | | | 3187 | 3187 |
| 292990 ISOCYANIDES | 32202 | 32202 | 26957 | 26957 |
| 293020 2-N,N-DIMETHYL AMINO-1 SODIUM | 44158 | 44158 | 90561 | 90561 |
| 293030 THIURAM MONO-,DI-,TETRASULPHID | 5220 | 5220 | 3518 | 3518 |
| 293040 METHIONINE | 210266 | 210266 | 499074 | 499074 |
| 293090 2 N,N-DIMETHYLANINO1,3DISODIUM | 45210 | 45210 | 35371 | 35371 |
| 293110 TETRAMETHYL LEAD&T-ETHYL LEAD | 2758 | 2758 | 2046 | 2046 |
| 293139 O-ALKYL(<C10,INCL.GCYCLOALKYL) | 997 | 997 | | |
| 293190 INGR.PESTI CON.PHOSPHORUS ATOM | 126436 | 126436 | 78562 | 78562 |

Contd.

10.11 Imports by Economic Categories (Detail)

(In Thousand Rupees)

| Items | July, 2017 | From July, 2017 | July, 2016 | From July, 2016 |
|--|------------|-----------------|------------|-----------------|
| 293211 TETRAHYDROFURAN | 346 | 346 | | |
| 293219 OTH HETEROCYCLIC COMP UNFUSED | 4906 | 4906 | 5120 | 5120 |
| 293220 4,5,6,7-TETRACHLOROPHTHALIDE | 21369 | 21369 | 19728 | 19728 |
| 293299 2,3 DIHYDRO,2-2DIMETHYL,7BENZO | 54992 | 54992 | 94686 | 94686 |
| 293311 PHENAZONE & ITS DERIVATIVE | 1830 | 1830 | 1581 | 1581 |
| 293319 OTH COMP UNFUSE PYRAZOLE RING | 6294 | 6294 | 4309 | 4309 |
| 293321 HYDANTOIN AND ITS DERIVATIVES | 1257 | 1257 | 4656 | 4656 |
| 293329 OTH COMP UNFUSE IMIDAZOLE RING | 119158 | 119158 | 66754 | 66754 |
| 293331 PYRIDINE AND ITS SALTS | | | 274 | 274 |
| 293333 ALFENTANIAL(INN)(ANILERIDINE) | 3310 | 3310 | 2144 | 2144 |
| 293339 CHLOROPHENIRAMINE & ISONIAZID | 331005 | 331005 | 304595 | 304595 |
| 293349 AMODIAQUINE | 71487 | 71487 | 123117 | 123117 |
| 293353 ALLOBARBITAL(INN)(AMBARBITAL) | | | 479 | 479 |
| 293359 O-DIETHYL,O,ISO PHROPYL-6 ETC | 386271 | 386271 | 184210 | 184210 |
| 293361 MALAMINE | 65663 | 65663 | 39580 | 39580 |
| 293369 PYRIMETHANINE | 110996 | 110996 | 53671 | 53671 |
| 293371 6-HEXANELACTAM(EPSILON-CAPROL) | 406 | 406 | 448 | 448 |
| 293379 ISATIN (LACTAM OF ISTIC ACID) | 13444 | 13444 | 18566 | 18566 |
| 293391 ALPRAZOLAM(INN) CAMAZEPAM(INN) | 17637 | 17637 | 6545 | 6545 |
| 293399 OTH INGREDIENTS FOR PESTICIDES | 205320 | 205320 | 156533 | 156533 |
| 293410 NUCLEIC ACID BASE PESTICIDES | 24705 | 24705 | 31011 | 31011 |
| 293420 COMP BENZOTHAIAZOLE RING SYSTEM | 7172 | 7172 | 6700 | 6700 |
| 293430 COMP PHENOTHIAZINE RING SYSTEM | 16534 | 16534 | 4464 | 4464 |
| 293491 AMINOREX(INN),BORTIZOLAM(INN) | 2154 | 2154 | | |
| 293499 FURAZOLIDONE | 455858 | 455858 | 567934 | 567934 |
| 293979 OTH DERIVATIVES OF VEGETAL | | | 4920 | 4920 |
| 293980 VEGE ALKALOIDS BASE PESTICIDES | 592 | 592 | 10069 | 10069 |
| 294190 CEPHALEXIN | 717003 | 717003 | 605553 | 605553 |
| 310100 ANIMAL/VEG FERTILIZER/PRODUCTS | | | 1791 | 1791 |
| 310210 UREA,WHET OR NOT AQUEOUS SOLUT | 10144 | 10144 | 2590 | 2590 |
| 310221 AMMONIUM SULPHATE | 142156 | 142156 | 134317 | 134317 |
| 310229 MIX AMMONIUM SULPHATE/NITRATE | 47993 | 47993 | 44993 | 44993 |
| 310230 AMMONIUM NITRAT,WHET/NOT AQUES | 31265 | 31265 | 22021 | 22021 |
| 310250 SODIUM NITRATE,CRUDE | 14655 | 14655 | 10196 | 10196 |
| 310260 MIXT,CALCIUM/AMMONIUM NITRATE | 257 | 257 | 1309 | 1309 |
| 310290 OTH,MIN/CHEM NETROG FERTILZER | 11795 | 11795 | 2390 | 2390 |
| 310311 SUPERPHOSPATES CONT W35%(P2O5) | 18192 | 18192 | | |
| 310390 OTH,MIN/CHEM FERTILIZE PHOSPHT | 22 | 22 | 2211 | 2211 |
| 310420 POTASSIUM CHLORIDE | 142129 | 142129 | 145102 | 145102 |
| 310430 POTASSIUM SULPHATE | 472546 | 472546 | 95511 | 95511 |
| 310490 OTH,MIN/CHEM FERTILIZE POTASIC | 115772 | 115772 | 119682 | 119682 |
| 310510 MIN/CHEM FERTILIZER >10KG | 1976 | 1976 | 1736 | 1736 |
| 310520 MIN/CHEM FERTZ ELEM NIT/PHO/PT | 17835 | 17835 | 35944 | 35944 |
| 310530 DIAMMONIUM HYDROG ORTHO-PHOSPH | 9410165 | 9410165 | 4159099 | 4159099 |
| 310540 AMMONIUM DIHYDROGEN ORTHO-PHOS | 3867 | 3867 | | |
| 310551 CHEM FERTZ CON NITRAT/PHOS | | | 1559 | 1559 |
| 310559 OTH MIN/CHEM FERTZ NITRAT/PHOS | 8026 | 8026 | 1836 | 1836 |
| 310560 MIN/CHEM FERTZ ELEM PHOS/POTAS | 1451 | 1451 | | |
| 310590 OTH MINER/CHEMICAL FERTILIZER | 8968 | 8968 | 12703 | 12703 |
| 320110 QUEBRACHO EXTRACT | 18819 | 18819 | 14174 | 14174 |
| 320120 WATTLE EXTRACT | 40247 | 40247 | 27358 | 27358 |
| 320190 ACAACIA CATECHU (CUTCH) | 43493 | 43493 | 26015 | 26015 |
| 320210 SYN ORGANIC TANNING SUBSTANCE | 262937 | 262937 | 171342 | 171342 |
| 320290 TANNING SUBS/PREP CHROMUM SUPH | 131918 | 131918 | 70754 | 70754 |
| 320300 COLOUR MATTER,ACACIA CATECHU | 7547 | 7547 | 2760 | 2760 |
| 320411 DISPERSE DYES/PREP BASE THEROF | 203661 | 203661 | 189081 | 189081 |
| 320412 ACID DYES PREMETALISE/PREP/DYE | 152015 | 152015 | 133753 | 133753 |
| 320413 BASIC DYES/PREP BASE THEREON | 58509 | 58509 | 70732 | 70732 |
| 320414 DIRECT DYES/PREP BASE THEREON | 23858 | 23858 | 22936 | 22936 |

Contd.

10.11 Imports by Economic Categories (Detail)

(In Thousand Rupees)

| Items | July, 2017 | From July, 2017 | July, 2016 | From July, 2016 |
|---------------------------------------|------------|-----------------|------------|-----------------|
| 320415 VAT DYES IDIGO BLUE | 368198 | 368198 | 257290 | 257290 |
| 320416 REACTIVE DYES PREP BASE THREON | 608163 | 608163 | 741795 | 741795 |
| 320417 PIGMENT PREP BASE THEREON | 277997 | 277997 | 241217 | 241217 |
| 320419 DYES SULPHUR | 241076 | 241076 | 136600 | 136600 |
| 320420 SYN ORGN PROD USE FLUORESCENT | 85058 | 85058 | 57907 | 57907 |
| 320490 OTH,SYN ORGN COLOURING MATTER | 10802 | 10802 | 3353 | 3353 |
| 320500 COLOUR LAKES,PREP AS SPECIFIED | 22257 | 22257 | 26935 | 26935 |
| 320611 PIGMENT PREP TITANIUM DIOXIDE | 926168 | 926168 | 611537 | 611537 |
| 320619 OTH,PIGMENT/PREP TITANIUM DIOX | 4541 | 4541 | 2413 | 2413 |
| 320620 CHROME YELLOW | 7547 | 7547 | 11245 | 11245 |
| 320641 ULTRAMARINE/PEP BASE THEREON | 5883 | 5883 | 3679 | 3679 |
| 320642 LITHOPONE | 2971 | 2971 | 4154 | 4154 |
| 320649 MASTER BATCHES (COLOURED) | 92803 | 92803 | 59400 | 59400 |
| 320650 FLOURESCENT POWDER | 88 | 88 | 336 | 336 |
| 320710 OPACIFIERS | 15180 | 15180 | 16675 | 16675 |
| 320720 VITRIFIABLE ENAMEL/GLAZE/ENGOB | 17098 | 17098 | 7696 | 7696 |
| 320730 LIQUID LUSTER/SIMILAR PREPARAT | 1076 | 1076 | 869 | 869 |
| 320740 GLASS FRIT | 107412 | 107412 | 86726 | 86726 |
| 320810 VARNISHES BASED ON POLYESTERS | 44055 | 44055 | 27312 | 27312 |
| 320820 VARNISH B-ACRYLIC/VINYL POLYMR | 63935 | 63935 | 29480 | 29480 |
| 320890 O-VARNISH BASED ON POLYAMIDES | 222192 | 222192 | 133263 | 133263 |
| 320910 VARNISH VINYL POLYMER DISPERS | 6597 | 6597 | 9176 | 9176 |
| 320990 LACQUERED BLUE GOLDEN /SILVER | 25692 | 25692 | 20953 | 20953 |
| 321000 DISTEMPERS | 27556 | 27556 | 24822 | 24822 |
| 321100 PREPARED DRIERS FOR LEATHER | 16372 | 16372 | 14054 | 14054 |
| 321210 STAMPING FOILS | 57431 | 57431 | 22193 | 22193 |
| 321290 ALUMINIUM PASTE AND POWDER | 33891 | 33891 | 13948 | 13948 |
| 321310 COLOURS IN SETS | 4852 | 4852 | 3115 | 3115 |
| 321390 OTH COLOUR ARTIST/PAINTERS | 696 | 696 | 170 | 170 |
| 321410 GLAZIER PUTTY(MASTIC B-ON OIL | 33989 | 33989 | 30731 | 30731 |
| 321490 SILICON SEALANT | 57131 | 57131 | 43139 | 43139 |
| 321511 ROLLING COATING PRINT INK BLK | 78071 | 78071 | 34980 | 34980 |
| 340290 OTH ORG SURFAC ACT,WASH/CLEAN | 228206 | 228206 | 93250 | 93250 |
| 340311 PREPARA FOR, LEATHER INDUSTRY | 46771 | 46771 | 63520 | 63520 |
| 340319 GREASES | 122466 | 122466 | 75690 | 75690 |
| 340391 FAT LIQUOURS | 280100 | 280100 | 253643 | 253643 |
| 340399 MOULD RELEASE PREPARATIONS | 119712 | 119712 | 92993 | 92993 |
| 340420 ART/PREP WAXES,POLYETHEL GLYCL | 53352 | 53352 | 32616 | 32616 |
| 340600 CANDLES,TAPERS AND THE LIKE | 10650 | 10650 | 2957 | 2957 |
| 340700 DENTAL WAX/OTH PREP DENTISTRY | 16873 | 16873 | 3123 | 3123 |
| 350110 CASEIN | 20 | 20 | 6331 | 6331 |
| 350290 OTH ALBUMIN O/T EGG ALBUMIN | 10 | 10 | | |
| 350300 GELATIN | 308 | 308 | 12720 | 12720 |
| 350400 PEPTONEDERV,PROTEIN SUBSTANCE | 4960 | 4960 | 1156 | 1156 |
| 350510 DEXTRINS | 52879 | 52879 | 31331 | 31331 |
| 350520 STARCH GLUES | 10614 | 10614 | 3831 | 3831 |
| 350610 PROD SUITABLE USE GLUE/ADHESIV | 30039 | 30039 | 15561 | 15561 |
| 350691 SHOE ADHESIVE | 165818 | 165818 | 104063 | 104063 |
| 350699 SEALANT METHYLE ETHYLE 60TO70% | 27748 | 27748 | 14958 | 14958 |
| 350710 RENNET AND CONCENTRATE THEREOF | 5 | 5 | | |
| 370110 X-RAY FILM,PLATE IN FLAT UNEXP | 198788 | 198788 | 119712 | 119712 |
| 370120 INSTANT PRINT FILM UNEXPOSED | 96 | 96 | | |
| 370130 O.PL&FILM-TEX.PRINTING.EXC.255 | 85203 | 85203 | 79736 | 79736 |
| 370199 OTH PHOTOGRAP/PLAT/FILM/UNEXPS | 27 | 27 | | |
| 370210 PHOT-FILM ROLL UNEXPOSE,X-RAY | | | 2025 | 2025 |
| 370239 OTH PHOT FILM ROLL ST/UNEXPOSE | 3021 | 3021 | | |
| 370243 PHOT FILM W>610MM,L<200M | 179 | 179 | | |
| 370244 PHOT FILMW>105MM BUT<610MM | 56015 | 56015 | 28870 | 28870 |
| 370320 PHOT PAPER/BOARD/TEXT UNEX/COL | 972 | 972 | | |

Contd.

10.11 Imports by Economic Categories (Detail)

(In Thousand Rupees)

| Items | July, 2017 | From July, 2017 | July, 2016 | From July, 2016 |
|---------------------------------------|------------|-----------------|------------|-----------------|
| 370390 OTH PHOT PAPER/BOARD TEXT UNEX | 3396 | 3396 | 9598 | 9598 |
| 370400 PHOT PLAT/FILM PAPER/BOARD EXP | 260 | 260 | 37 | 37 |
| 370500 PHOTO PLATES FILMS EXP/DEV | | | 47 | 47 |
| 370690 OTH CINEMA FILM EXPOSE DEVELOP | 450 | 450 | 939 | 939 |
| 370710 SENSITISING EMULSIONS | 12949 | 12949 | 671 | 671 |
| 370790 OTH CHEM PREP,PHOTOGRAPHIC USE | 28775 | 28775 | 10467 | 10467 |
| 380110 ARTIFICIAL GRAPHITE | | | 1065 | 1065 |
| 380120 COLOIDAL/SEMI COLOIDL GRAPHITE | | | 128 | 128 |
| 380130 CARBONEOUS PASTE ELECTRODE | | | 1850 | 1850 |
| 380190 OTH,PREP GRAPHITE O/T CARBON | 7927 | 7927 | 1905 | 1905 |
| 380210 ACTIVATED CARBON | 20236 | 20236 | 35616 | 35616 |
| 380290 OTH ACT CARBON/NAT MINER PROD | 17271 | 17271 | 18638 | 18638 |
| 380400 RESIDUAL LYE FROM WOOD PULP NS | 16681 | 16681 | 14291 | 14291 |
| 380590 OTH TERPENIC OIL CONIFER WOOD | 10576 | 10576 | 6731 | 6731 |
| 380610 GUM ROSIN | 57864 | 57864 | 57786 | 57786 |
| 380620 SALT OF ROSIN/RESIN ACIDS DERV | 11414 | 11414 | | |
| 380630 ESTERS GUMS | 13389 | 13389 | 10467 | 10467 |
| 380690 OTH,ROSIN,SPIRIT,OIL,RUN GUMS | 2600 | 2600 | 5684 | 5684 |
| 380891 MOSQUITO COIL, MATE&THE LIKE | 698494 | 698494 | 802390 | 802390 |
| 380892 FUNGICIDES REG.UNDER A. P.O-71 | 158734 | 158734 | 439406 | 439406 |
| 380893 HERBICIDES R.UNDER A.P.O-71 | 246265 | 246265 | 365932 | 365932 |
| 380894 DISINFECTANTS | 39822 | 39822 | 27616 | 27616 |
| 380899 PLANT-GROWTH REGULATORS R.O-71 | 36437 | 36437 | 22049 | 22049 |
| 380910 FINISHING AGENT AMYLACOUS SUBS | 2315 | 2315 | | |
| 380991 PRINTING GUM STARCH TEX-PRIN | 372264 | 372264 | 263328 | 263328 |
| 380992 OTH FINISHING AGENT DYE CARIER | 28677 | 28677 | 23568 | 23568 |
| 380993 OTH FINISHING AGENT DYE CARIER | 102569 | 102569 | 80013 | 80013 |
| 381010 PICKLING PREP METAL SURFACE | 66841 | 66841 | 68245 | 68245 |
| 381090 PREP. COAT WELD ELECTRODE/CORE | 59487 | 59487 | 918 | 918 |
| 381111 ANTI-KNOCK PREP OF LEAD COMP | 147 | 147 | 537 | 537 |
| 381119 OTHER,ANTI-KNOCK PREPARATIONS | 10949 | 10949 | 652 | 652 |
| 381121 ADD LUBRICATE,PET OIL BIT MINE | 557384 | 557384 | 553747 | 553747 |
| 381129 OTH ADDITIVE LUBRICATING OIL | 84600 | 84600 | 64418 | 64418 |
| 381190 OTH PREP ADDITIVE FOR LIQU USE | 141205 | 141205 | 81964 | 81964 |
| 381210 PREPARED RUBBER ACCELERATORS | 39529 | 39529 | 9965 | 9965 |
| 381220 COMPOUND PLASTICIZER RUB PL | 5576 | 5576 | 2772 | 2772 |
| 381231 MIX OF OLIGOMERS TRIMETHYL | 2475 | 2475 | | |
| 381239 OTH OXIDISIN/COMP FOR RUB/PLAS | 112470 | 112470 | 132657 | 132657 |
| 381300 PREP/CHARG FIRE-EXTINGUISHERS | 9762 | 9762 | 6859 | 6859 |
| 381400 ORGAN COMP SOLVENT/THINNER NES | 56296 | 56296 | 8191 | 8191 |
| 381511 SUPORTED CATALYST WITH NI/COMP | 18452 | 18452 | | |
| 381512 SUPORTED CATALYST WITH PR/METL | 15 | 15 | | |
| 381519 ANTIMONY TRIACETATE | 32359 | 32359 | 9693 | 9693 |
| 381600 REFRACTORY CEMENT,MORTARS,CONS | 112152 | 112152 | 23126 | 23126 |
| 381700 MIXE ALKYL-BENZEN&MIX AL-NAPHT | 692632 | 692632 | 602515 | 602515 |
| 381800 CHEM ELEMENT/COMP DOP-ELECTRON | 51 | 51 | | |
| 381900 HYDRAULIC BRAKE FLUIDS | 10608 | 10608 | 10050 | 10050 |
| 382000 ANTI-FREEZING PREP/DEICE FLUID | 29696 | 29696 | 17957 | 17957 |
| 382100 PREP CULTURE MEDIA MICRO-ORGAN | 11048 | 11048 | 7955 | 7955 |
| 382200 DIAGNOSTIC/LAB REAGENTS/PR-DIA | 875032 | 875032 | 446345 | 446345 |
| 382311 STEARIC ACID | 19669 | 19669 | 17998 | 17998 |
| 382312 OLEIC (OLIVE) ACID | 3615 | 3615 | 1903 | 1903 |
| 382319 PALM FATTY ACID DISTILLATE | 157743 | 157743 | 128919 | 128919 |
| 382370 INDUSTRIAL FATTY ALCOHOLS | 43966 | 43966 | 8594 | 8594 |
| 382410 PREP BINDER FOUNDRY MOUL CORES | 32259 | 32259 | 17248 | 17248 |
| 382430 NON-AGGLOMERATED METAL CARBIDE | 31 | 31 | | |
| 382440 PREPARED ADDITIVES FOR CEMENT | 125025 | 125025 | 51380 | 51380 |
| 382450 NON-REFRACTORY MORTAR CONCRETE | 6269 | 6269 | 231 | 231 |
| 382460 SORBITOL O/TH SUB-H-NO.2905.44 | 73107 | 73107 | 36551 | 36551 |

Contd.

10.11 Imports by Economic Categories (Detail)

(In Thousand Rupees)

| Items | July, 2017 | From July, 2017 | July, 2016 | From July, 2016 |
|---------------------------------------|------------|-----------------|------------|-----------------|
| 382478 CON (PFCs)/(HFCs)BUT NOT(CFCs) | 15485 | 15485 | 25926 | 25926 |
| 382479 OTH MIX CON HALOGE DER OF METH | 7894 | 7894 | 792 | 792 |
| 382484 CONT ALDRIN,CAMPHECHLOR TOXAPH | 2430 | 2430 | | |
| 382491 MIX OF 5ETHYL-2METHL-2OXID-BIS | 24824 | 24824 | | |
| 382499 GUM BASE USED FOR CHEWING GUM | 1333687 | 1333687 | 1180897 | 1180897 |
| 382550 WASTE OF METAL PICK LIQUORS | | | 40 | 40 |
| 382590 OTH RESIDUAL OF CEHM.INDUSTRY | | | 266 | 266 |
| 382600 BIODIESE&MIXTURE 70%WT-PET-OIL | 155 | 155 | | |
| 390110 POLYETHYLENE SP GRAVITY<0.94 | 2574277 | 2574277 | 1985742 | 1985742 |
| 390120 POLYETHYLENE SP.GRAVITY>0.94 | 3059309 | 3059309 | 1921602 | 1921602 |
| 390130 ETHYLENE-VINYL ACETATE COPLMER | 53321 | 53321 | 100477 | 100477 |
| 390140 ETHYLENE-ALPHA-OLEFIN G.<0.94 | 38 | 38 | | |
| 390190 OTH POLYMER OF ETHYLENE P.FORM | 319345 | 319345 | 222441 | 222441 |
| 390210 POLYPROPYLENE | 3913559 | 3913559 | 2308095 | 2308095 |
| 390220 POLYISOBUTYLENE | 5193 | 5193 | 4924 | 4924 |
| 390230 PROPYLENE COPOLYMERS | 1687540 | 1687540 | 780056 | 780056 |
| 390290 OTHER OLEFINS IN PRIMARY FORMS | 49191 | 49191 | 8683 | 8683 |
| 390311 POLYSTYRENE EXPANSIBLE | 14834 | 14834 | 9401 | 9401 |
| 390319 GENERAL PURPOSE POLYESTYRENE | 32929 | 32929 | 25232 | 25232 |
| 390320 STYRENE-ACRYLONITRILE COPOLYMR | 22006 | 22006 | 15363 | 15363 |
| 390330 ACRYLONITRILE-BUTADINE-STYRENE | 448518 | 448518 | 249786 | 249786 |
| 390390 OTH POLYMERS OF STYRENE | 9165 | 9165 | 23618 | 23618 |
| 390410 POLYVIM-CHLORIE EMULSION GRADE | 537709 | 537709 | 398140 | 398140 |
| 390421 OTH POLYVINYL CHLORIDE,NON-PLA | 5879 | 5879 | 7842 | 7842 |
| 390422 OTH POLYVINYL CHLORIDE PLASTIC | 50655 | 50655 | 26807 | 26807 |
| 390430 VINYL CHLORIDE VINYL ACETATE | 1760 | 1760 | 5894 | 5894 |
| 390440 OTH VINYL CHLORIDE COPOLYMERS | 4984 | 4984 | 8461 | 8461 |
| 390461 POLYTETRALUOROETHYLENE | 57 | 57 | 319 | 319 |
| 390469 OTHER, FLUORO-POLYMERS | 1557 | 1557 | | |
| 390490 OTH POLYMERS OF VINYL CHLORIDE | 2846 | 2846 | 2574 | 2574 |
| 390512 POLYVINYL ACETATE AQUE DISPERS | 6818 | 6818 | 7259 | 7259 |
| 390519 OTH POLYVINYL ACETATE (PVA) | 3971 | 3971 | 33 | 33 |
| 390521 VINYL ACETATE COPOLYMERS AQUEO | 67595 | 67595 | 35198 | 35198 |
| 390529 OTH VINYL ACETATE COPOLYMERS | 19777 | 19777 | 7269 | 7269 |
| 390530 POLYVINYL ALCOHOL W/N CON UNHY | 251427 | 251427 | 343186 | 343186 |
| 390591 COPOLYMERS | 321 | 321 | 366 | 366 |
| 390599 ETHERS POLYVINYL | 30208 | 30208 | 35973 | 35973 |
| 390610 POLYMETHYL METHACRYLATE | 17701 | 17701 | 947 | 947 |
| 390690 CYANOACRYLATE ADHESIVE RETAIL | 467390 | 467390 | 383810 | 383810 |
| 390710 POLYACETALS | 39679 | 39679 | 19477 | 19477 |
| 390720 OTHER POLYETHERS | 582196 | 582196 | 550506 | 550506 |
| 390730 EPOXIDE RESINS | 108110 | 108110 | 69445 | 69445 |
| 390740 POLYCARBONATES | 168403 | 168403 | 164804 | 164804 |
| 390750 ALKYD RESINS | 988 | 988 | 12682 | 12682 |
| 390761 POLYYARN &FILM GRD V>78ML/G | 126769 | 126769 | 254854 | 254854 |
| 390770 POLY(LACTIC ACID) | 7332 | 7332 | | |
| 390791 OTHER POLYESTERS, UNSATURATED | 1904 | 1904 | 3054 | 3054 |
| 390799 OTH POLYSTERS IN PRIMARY FORMS | 134596 | 134596 | 35692 | 35692 |
| 390810 POLYAMIDE-6,-11,-12,-6,6,-6,10 | 24800 | 24800 | 21861 | 21861 |
| 390890 OTH POLYAMIDE IN PRIMAR FORM | 27742 | 27742 | 6005 | 6005 |
| 390910 UREA FORMALDEHYDE MOULDING COM | 3572 | 3572 | 1440 | 1440 |
| 390920 MALAMINE RESINS | 24739 | 24739 | 10678 | 10678 |
| 390931 POLY(METHYL PHENYL ISOCYANATE) | 502629 | 502629 | | |
| 390939 OTHER AMINO-RESINS | 18027 | 18027 | 149052 | 149052 |
| 390940 PHENOLIC RESINS | 24289 | 24289 | 38151 | 38151 |
| 390950 POLYURETHANES | 346905 | 346905 | 246628 | 246628 |
| 391000 SILICONES IN PRIMARY FORMS. | 542164 | 542164 | 421888 | 421888 |
| 391110 PETROLEUM RESINS | 13588 | 13588 | 14059 | 14059 |
| 391190 OTH,POLYSULPHIDE,SULPHONE/PLAS | 26242 | 26242 | 7460 | 7460 |

Contd.

10.11 Imports by Economic Categories (Detail)

(In Thousand Rupees)

| Items | July, 2017 | From July, 2017 | July, 2016 | From July, 2016 |
|---------------------------------------|------------|-----------------|------------|-----------------|
| 391212 CELLULOSE ACETATES,PLASTICISED | 68 | 68 | 1842 | 1842 |
| 391220 CELLULOSE NITRATES,NON PLASTI | 63263 | 63263 | 77744 | 77744 |
| 391231 CARBOXYMETHYL CELLULOSE & SALT | 166891 | 166891 | 106089 | 106089 |
| 391239 OTHER CELLULOSE ETHERS | 221437 | 221437 | 212904 | 212904 |
| 391290 OTH CELLULOSE & CHEM DERIVATIV | 60191 | 60191 | 25706 | 25706 |
| 391310 ALGINIC ACID,ITS SALTS & ESTER | 258998 | 258998 | 248652 | 248652 |
| 391390 PROTEIN HARDENED | 50935 | 50935 | 28519 | 28519 |
| 391400 ION-EXCHANGERS OF CONDENSATION | 91801 | 91801 | 40072 | 40072 |
| 391510 WASTE,ETC OF ETHLY/POLYM/PLAST | 13292 | 13292 | | |
| 391530 WASTEETC OF VINYL-CHLORIDE/PL | 76247 | 76247 | 29545 | 29545 |
| 391590 WASTE,ETC PLASTIC/PARING | 82232 | 82232 | 13956 | 13956 |
| 391610 MONOFILAMENT D>1MM RD/ST/PROFI | 81 | 81 | 191 | 191 |
| 391620 MONOFILAMENT D>1MM-PL PO VICHL | 22920 | 22920 | 4373 | 4373 |
| 391690 OTH MONOFIL D>1MM PLASTIC-TOH | 13165 | 13165 | 15973 | 15973 |
| 391710 ARTIFI GUTS OF HARDEN PROTEIN | | | 9703 | 9703 |
| 391721 TUBE,PIPE HOSES,RIGID,OF POLYM | 23915 | 23915 | 11815 | 11815 |
| 391722 TUBE,PIPE HOSES,POLYMER OF PRO | 26095 | 26095 | 241 | 241 |
| 391723 HEAT SHRINKABLE SLEEVES/TUBES | 20475 | 20475 | 13510 | 13510 |
| 391729 TUBE,PIPE HOSE,RIGID,OTH PLAST | 9326 | 9326 | 5398 | 5398 |
| 391731 FLEXIBLE TUBE,PIPE B-PRE27.6MP | 9300 | 9300 | 10350 | 10350 |
| 391732 OTH,TUBE,PIPE HOSE W/OUT FITNG | 1703 | 1703 | 3689 | 3689 |
| 391733 OTH TUBE,PIPE NOT REINFORCED | 2048 | 2048 | | |
| 391739 O-HEAT SHRINKABLE SIEEVES/TUBE | 109684 | 109684 | 49779 | 49779 |
| 391890 FLOOR COVERING OF OTH PLASTICS | 5504 | 5504 | 12739 | 12739 |
| 391910 INSULATING TAPE DOUBLE SIDE | 154449 | 154449 | 113421 | 113421 |
| 391990 ORIENTED POLYPROPYLENE P-TAPE | 393475 | 393475 | 260844 | 260844 |
| 392010 OTH PLATES,ETC PLASNON-CELULAR | 180882 | 180882 | 124498 | 124498 |
| 392020 BIAXIAY ORIENT(BOPP)FILM PLAIN | 92325 | 92325 | 75449 | 75449 |
| 392030 OTH PLATE,SHEET,ETC OF PLASTIC | 64128 | 64128 | 59507 | 59507 |
| 392043 OTH PLATE,MAT OF VINYL CHLORID | 93878 | 93878 | 60123 | 60123 |
| 392049 POLYVINYL CHLORIDE RIGID FILM | 69328 | 69328 | 88169 | 88169 |
| 392051 OTH PLATE,ETC ACRYLIC POLYMERS | 12599 | 12599 | 7529 | 7529 |
| 392059 OTH PLAT,ETC OTH ACRYL.POLYEER | 14839 | 14839 | 1166 | 1166 |
| 392061 POLY CARBONATE IN PLATE, ETC | 4049 | 4049 | 4251 | 4251 |
| 392062 OTH PLATE ETC POLY(ETH TEREPH) | 6344 | 6344 | 25222 | 25222 |
| 392063 POLYS FILM OF UNSAT-POLYSTERS | 21309 | 21309 | 3463 | 3463 |
| 392069 OTH PLATES ETC OF OTH POLYESTR | 14784 | 14784 | 3708 | 3708 |
| 392079 OTH PLAT ETC-PLAS OF CEL DERIV | 702 | 702 | | |
| 392091 OTH PLATEETC PLAS OF PO BUTRAL | 4683 | 4683 | 4777 | 4777 |
| 392092 OTH PLAT ETC-PLAS OF POLYAMIDE | 49 | 49 | | |
| 392094 OTH PLAT ETC-PLAS OF PHENORESN | | | 641 | 641 |
| 392099 OTH PLAT ETC-PLAS OF OTH PLAST | 103740 | 103740 | 29004 | 29004 |
| 392111 PLATES ETC OF PLAS POLY/STYREN | 16671 | 16671 | 125 | 125 |
| 392112 PLAT ETC PLASTIC CEL P-VIN-CHL | 108933 | 108933 | 57897 | 57897 |
| 392113 PLAT ETC PLA CEL OF POLUURETHA | 33038 | 33038 | 35944 | 35944 |
| 392114 PLAT ETC PLA CEL OF REGERATED | 4832 | 4832 | 1829 | 1829 |
| 392119 FLAT SHET ETC PLA CEL OTH PLAS | 45020 | 45020 | 24940 | 24940 |
| 392690 SYNTHETIC FLOTS FOR FISHNG NET | 571712 | 571712 | 331233 | 331233 |
| 400110 NATURAL RUBBER LATEX | 238842 | 238842 | 201787 | 201787 |
| 400121 SMOKED SHEETS | 84262 | 84262 | 20552 | 20552 |
| 400122 TECH SPECIFIED NATURAL RUBBER | 439300 | 439300 | 321479 | 321479 |
| 400129 OTHER NATURAL RUBBER | 23777 | 23777 | 11398 | 11398 |
| 400211 STYRENE-BUTADIENE RUBBER LATEX | 187723 | 187723 | 95786 | 95786 |
| 400219 STYREN BUTADIEN RUBER CARBXyla | 469404 | 469404 | 286412 | 286412 |
| 400220 BUTADIENE RUBBER (BR) | 24341 | 24341 | 3651 | 3651 |
| 400231 ISOBUTENE-ISOPRENE RUBBER(IIR) | 230001 | 230001 | 335025 | 335025 |
| 400239 OTH,HALO-ISOBUTENE-ISOPRENE RU | 9282 | 9282 | 89 | 89 |
| 400241 CHLOROPRENE RUBBER LATEX (CR), | 438 | 438 | | |
| 400249 CHLOROPRENE RUBBER OTHAN LATX | 44017 | 44017 | 42614 | 42614 |

Contd.

10.11 Imports by Economic Categories (Detail)

(In Thousand Rupees)

| Items | July, 2017 | From July, 2017 | July, 2016 | From July, 2016 |
|---------------------------------------|------------|-----------------|------------|-----------------|
| 400251 ACRYL BUTADIENE RUBBER LATEX | 13 | 13 | | |
| 400259 ACRY BUTAD RUBBER O/THAN LATEX | 34884 | 34884 | 28901 | 28901 |
| 400270 ETHYL PROPLENE-NON-CONJUGATED | 23224 | 23224 | 31715 | 31715 |
| 400291 OTH SYNTHETIC RUBBER FACTICE | | | 123 | 123 |
| 400299 OTH SYN RUBBER FACTICE D/F OIL | 23608 | 23608 | 2074 | 2074 |
| 400300 RECLAIMED RUBBER PRIMARY FORM | 30173 | 30173 | 29212 | 29212 |
| 400400 BAGOMATIC BLADDER SCRAPE | 93009 | 93009 | 41078 | 41078 |
| 400510 PLATES OF UNVULCANISED RUBBER | 22068 | 22068 | 18698 | 18698 |
| 400520 SOLUTION/DISPERS O/T H-4005.10 | | | 7 | 7 |
| 400591 PLATE,SHEET STRIP UN-VUL RUBER | 2367 | 2367 | 837 | 837 |
| 400599 OTHER COMPOUNDED RUBBER | 6045 | 6045 | 9890 | 9890 |
| 400690 OTH FORM&ARTIC UNVULCAN RUBBER | 2075 | 2075 | 285 | 285 |
| 400700 SINGLE CORD VALCANISED RUBBER | 35817 | 35817 | 23387 | 23387 |
| 400811 WEA STRIP DOOR VH--87 CE-RUBER | 12284 | 12284 | 11022 | 11022 |
| 400819 W-STRIP CAR DOOR-H8703 CEL-RUB | 1497 | 1497 | 112 | 112 |
| 400821 W-STRIP DOOR-H8703 NON-CEL-RUB | 36848 | 36848 | 27917 | 27917 |
| 400829 O-SH.STRIP,H-87032113,DOOR/LUG | 25213 | 25213 | 7168 | 7168 |
| 400911 HOSES VEH SUB-H 8701,2,4 V-RUB | 62811 | 62811 | 41659 | 41659 |
| 400912 TUBE,PIPE OF RUBER WITH FITING | 1141 | 1141 | 1649 | 1649 |
| 400921 HOSES VEH S-H 8701,2,4 M+-RUBB | 6055 | 6055 | 1639 | 1639 |
| 400922 TUBE,PIPE OF RUB WITH METL.FIT | 2507 | 2507 | 1446 | 1446 |
| 400931 HOSES VEH S-H 8701,2,4 TEX+RUB | 10853 | 10853 | 5379 | 5379 |
| 400932 TUBE,PIPE RUB W/TEX.METL.FIT | 1003 | 1003 | 391 | 391 |
| 400941 HOSES VEH SH 8701,2,4.RUBB+O/M | 6170 | 6170 | 5665 | 5665 |
| 401700 HARD RUBER IN ALL FORMS/ARTICL | 909 | 909 | 942 | 942 |
| 410150 HIDES BUFFALO WT>16 KG | 42006 | 42006 | 36060 | 36060 |
| 410210 LAMB SKIN WITH WOOL,RAW FR/DR | 195543 | 195543 | 116154 | 116154 |
| 410221 LAMB SKI W-OUT WOL PICKLED RAW | 57537 | 57537 | 51777 | 51777 |
| 410229 OTH RAW SK SHEP/LAM W/OUT WOOL | 11172 | 11172 | 4910 | 4910 |
| 410390 OTH GOAT SKINS, RAW | 47083 | 47083 | 41693 | 41693 |
| 410411 HIDE/SKIN FULL GRAIN UNSPLIT | 6568 | 6568 | 3763 | 3763 |
| 410419 OTH HIDE,SKIN WET STATE | 7355 | 7355 | 9513 | 9513 |
| 410441 HIDE,SKIN FULL GRAIN DRY STATE | | | 7078 | 7078 |
| 410449 OTHER HIDES DRY STATE(CRUST) | 1023 | 1023 | 1057 | 1057 |
| 410510 WET BLUE LAMB,SHEEP SKIN | 30322 | 30322 | 46192 | 46192 |
| 410621 GOAT/KID SKIN WET BLUE | 46477 | 46477 | 23373 | 23373 |
| 410622 GOAT/KID SKIN CRUST | 626 | 626 | 672 | 672 |
| 410712 WHOLE HIDE/SKIN GRAIN SPLIT BV | 6534 | 6534 | | |
| 410719 OTH WHOLE HIDE/SKIN BOV ANIMAL | 53323 | 53323 | 47813 | 47813 |
| 410792 OTH HIDE INCL SIDE GRAIN SPLIT | 4093 | 4093 | | |
| 410799 OTH LEATHER FURTHER PREPARED | 19931 | 19931 | 24190 | 24190 |
| 411200 PREPARED LEATHER SHEEP/LAMB | 7185 | 7185 | 3184 | 3184 |
| 411310 LEATHER PREP.AFTER TANN GOAT | 14277 | 14277 | 18698 | 18698 |
| 411390 OTH LEA FURTHER PREP.AFTR TANE | 8622 | 8622 | 1333 | 1333 |
| 411420 PATENT LAMINATED METALIS LEATH | 2659 | 2659 | | |
| 411510 COMP. LEATHER WITH BASIS LEATH | 5203 | 5203 | 354 | 354 |
| 411520 PARINGS, OTH WASTE OF LEATHER | 914 | 914 | 379 | 379 |
| 430219 LEA SHEARLING-FINISH LEA W-WOL | 25288 | 25288 | 14940 | 14940 |
| 440311 CONFWOOD TRET WIT PAINT,STAIN | 7242 | 7242 | 19913 | 19913 |
| 440312 NON CONF.WOOD WIT PAINT,STAIN | 1566 | 1566 | | |
| 440321 WOOD OF PINE CROS-SEC> 15CM | 6595 | 6595 | | |
| 440322 WOOD OF PINE OTH CROS-SEC | 1995 | 1995 | | |
| 440324 WOOD OF FIR OTH CROS-SEC | 2487 | 2487 | | |
| 440326 OTH CONIFEROUS WOOD | 9419 | 9419 | 16761 | 16761 |
| 440349 SAWLOGS & VENEER LOGS NON-CONF | 21036 | 21036 | 44537 | 44537 |
| 440399 WOOD OF OTHER NON-CONF SPECIES | 285804 | 285804 | 149724 | 149724 |
| 440410 CONIFEROUS HOOPWOOD,POLE,PILE | 9264 | 9264 | 2025 | 2025 |
| 440420 NON-CONIF HOOPWOOD,POLE,PILE | | | 1388 | 1388 |
| 440799 OTH WOOD NON-CONF.SPECIES | 188900 | 188900 | 88458 | 88458 |

Contd.

10.11 Imports by Economic Categories (Detail)

(In Thousand Rupees)

| Items | July, 2017 | From July, 2017 | July, 2016 | From July, 2016 |
|---------------------------------------|------------|-----------------|------------|-----------------|
| 440810 CONIFEROUS SHEET FOR VENEERING | 7310 | 7310 | 7427 | 7427 |
| 440839 OTH VENEER SHEET/TROPICAL WOOD | 430 | 430 | 4325 | 4325 |
| 440929 OTHER NON-CONIFEROUS WOOD | 1016 | 1016 | 862 | 862 |
| 441011 PARTICLE BOARD OF WOOD | 13987 | 13987 | 12086 | 12086 |
| 441012 ORENTED STRAND BOARB UN-WORKED | 686 | 686 | | |
| 441019 OTH P-BOARD OF LIGNEOUS MATERI | 18 | 18 | | |
| 441090 OTH P-BOARD NOT AGGLOM W-RESIN | 539 | 539 | 768 | 768 |
| 441112 (MDF)THICKNESS NOT EXCEEDI 5MM | 12758 | 12758 | 62501 | 62501 |
| 441113 (MDF)THICKNESS 5MM TO 9MM | 13654 | 13654 | 24707 | 24707 |
| 441114 (MDF)THICKNESS EXCEEDING - 9MM | 184969 | 184969 | 134568 | 134568 |
| 441192 OTH (MDF)DENSITY EXC 0.8 g/cm3 | | | 4290 | 4290 |
| 441193 MDF-NOT MECH-WORKED-.5-.8G/cm2 | 180327 | 180327 | 112465 | 112465 |
| 441194 OTH (MDF)DENSITY NOT> 0.5g/cm3 | 544 | 544 | 131 | 131 |
| 441210 P-WOOD,VENEER PANELS OF BAMBOO | 8377 | 8377 | | |
| 441231 OT P-W OUTER PLY TROPICAL-WOOD | 296 | 296 | 769 | 769 |
| 441233 OT P-W OUTER PLY NON-CONIFE-WD | 14888 | 14888 | 38260 | 38260 |
| 441234 N.CONF WOOD WIT ONE OUTER PLY | 43927 | 43927 | | |
| 441239 OTH PW CONSIST OF WD SHEET-6MM | 44324 | 44324 | 24339 | 24339 |
| 441299 OTH PW CONSIST OF WOOD SHEET | 18088 | 18088 | 154 | 154 |
| 441400 WOODEN FRAMES FOR PAINTINGS | 982 | 982 | 1052 | 1052 |
| 441510 CASES,BOXES,CRATES,SIM/PACKING | 328 | 328 | 195 | 195 |
| 441520 BOX PALLETS& OTHER LOAD BOARD | 152 | 152 | 553 | 553 |
| 442199 BOBBINS | 35025 | 35025 | 25206 | 25206 |
| 450190 WASTE CORK,CRUSHED,GRANULATED | 876 | 876 | 764 | 764 |
| 450410 IMPREGNATED CORK SHEET | 9176 | 9176 | 8867 | 8867 |
| 460290 OTH BASKET WORK VEGE MATERIAL | 2657 | 2657 | 538 | 538 |
| 470100 MECHANICAL WOOD PULP | 38434 | 38434 | 16432 | 16432 |
| 470311 CHEM WOODPULP UNBLECHED CONIFE | 117358 | 117358 | 62767 | 62767 |
| 470319 CHEM WOODPULP UNBLE NON CONIFE | | | 10555 | 10555 |
| 470321 CHEM WOODPULPSEMIBLEACH/BLEACH | 708494 | 708494 | 330410 | 330410 |
| 470329 OTH CHEMWOODPULP BLE/SEMI-BLEH | 549248 | 549248 | 11003 | 11003 |
| 470429 CHE W-PULP,S-BLE/BLE NON-CONIF | 8520 | 8520 | 19092 | 19092 |
| 470500 SEMI-CHEMICAL WOOD PULP | 88005 | 88005 | 5108 | 5108 |
| 470620 PULP OF FIBRES DERI FROM W-SCR | 1970 | 1970 | 107 | 107 |
| 470710 UN-BLCH KRAFT PAPER IN BUNDLES | | | 3810 | 3810 |
| 470720 OTH PAPER OF CHEM-PULP-BUNDLES | 206 | 206 | | |
| 470730 PAPER/BOARD IN PRESSED BUNDLES | | | 43 | 43 |
| 470790 UNSORTED WASTE PRESED BUNDLES | 241559 | 241559 | 217144 | 217144 |
| 480100 NEWSPRINT,IN ROLLS OR SHEETS | 573011 | 573011 | 335641 | 335641 |
| 480210 HAND-MADE PAPER & PAPERBOARD | 23 | 23 | | |
| 480240 WALL PAPER BASE | 50 | 50 | 272 | 272 |
| 480254 OTH PAPER & PAPERBOARD<40G/SQM | 8100 | 8100 | 12355 | 12355 |
| 480255 PRINT PAPER,UNCOATED IN ROLL | 219696 | 219696 | 242012 | 242012 |
| 480256 OTH PAPER&PAPERBOARD IN SHEETS | | | 3909 | 3909 |
| 480257 OTH PAPER WT 40-150 G/M2 | 10044 | 10044 | 27612 | 27612 |
| 480258 ART PAPER,UNCOATED WT>150G/M2 | 66130 | 66130 | 31554 | 31554 |
| 480261 OTH PAPER&PAPERBOARD IN ROLLS | 79 | 79 | 222 | 222 |
| 480262 OTH PAPER&PAPER BOARD IN SHEET | 296743 | 296743 | 317412 | 317412 |
| 480269 OTH U-C CARBONISING BASE PAPER | 55346 | 55346 | 43025 | 43025 |
| 480300 TOILET FACIAC TISSUE/TOWEL ETC | 29431 | 29431 | 31068 | 31068 |
| 480411 KRAFTINER UN COATED UN-BLEACH | 270875 | 270875 | 106589 | 106589 |
| 480419 OTH KRAFTLINER UNCOAT ROL/SHET | 122950 | 122950 | 30590 | 30590 |
| 480421 SACK KRAFT PAPER,UNBLEACHED | 837038 | 837038 | 597459 | 597459 |
| 480429 OTH SACK KRAFT PAP UN-COT RISH | 16 | 16 | 927 | 927 |
| 480431 OTH KRAFT P1BORD WT150G/SQMUNB | 117703 | 117703 | 43509 | 43509 |
| 480439 OTH UNC K-P/BORD WT150G/SQMUB | 8689 | 8689 | 18876 | 18876 |
| 480442 OTH KRAFT 150-225G BLECH | 1810 | 1810 | 1796 | 1796 |
| 480449 OTH KRAFT PAPER IN ROCC/SEETS | 489 | 489 | | |
| 480451 OTH KRAFT PAPER 225G ON BLEACH | 2005 | 2005 | 3877 | 3877 |

Contd.

10.11 Imports by Economic Categories (Detail)

(In Thousand Rupees)

| Items | July, 2017 | From July, 2017 | July, 2016 | From July, 2016 |
|--|------------|-----------------|------------|-----------------|
| 480459 OTH KRAFT PAPER IN ROLL 225G | 3232 | 3232 | 15243 | 15243 |
| 480511 SEMI-CHEMICAL FLOUTING PAPER | | | 10710 | 10710 |
| 480519 OTHER FLUTING PAPER | 2676 | 2676 | 37 | 37 |
| 480524 TESTLINER BD WT150G/M2 OR LESS | 2090 | 2090 | 10034 | 10034 |
| 480525 TESTLINER BOARD WT>150 G/M2 | 24050 | 24050 | 10811 | 10811 |
| 480530 WRAPPING PAPER,UNCOAT | 14969 | 14969 | 5172 | 5172 |
| 480540 FILTER PAPER/PAPERBOARD,UNCOAT | 5412 | 5412 | 1419 | 1419 |
| 480591 P/BOARD W150g DI-ELE St.5KV/MM | 40152 | 40152 | 39490 | 39490 |
| 480592 P/BOARD W225g DI-ELE St.5KV/MM | 21817 | 21817 | 22475 | 22475 |
| 480593 P/B W225g OR> DI-ELE St.5KV/MM | 16594 | 16594 | 14383 | 14383 |
| 480610 VEGETABLE PARCHMENT PAPER | 4749 | 4749 | | |
| 480620 GREASEPROOF PAPERS | 120 | 120 | 1703 | 1703 |
| 480630 TRACING PAPERS | | | 3713 | 3713 |
| 480640 PAPER, GLASSINE | 17402 | 17402 | 16080 | 16080 |
| 480700 COMPOSITE P/BOARD STICKING FLA | 550 | 550 | 226 | 226 |
| 480810 CORRUGATED P&P/BOARD PERFORATED | | | 328 | 328 |
| 480840 SACK KRAFT PAPER CREPED/EMBOSD | 1242 | 1242 | 479 | 479 |
| 480890 OTH PAPER,CREPED/EMBOSSD/PERF | 3108 | 3108 | 4401 | 4401 |
| 480920 SELF COPY PAPER | 93816 | 93816 | 29089 | 29089 |
| 480990 OTH COPYING / TRANSFER PAPERS | 20614 | 20614 | 5124 | 5124 |
| 481013 ART PAPER COATED IN ROLLS | 231935 | 231935 | 127894 | 127894 |
| 481014 P&P/B IN SHEET 1-SIDE<435/297M | 1420 | 1420 | | |
| 481019 OTHER WRITING PAPER | 78281 | 78281 | 34604 | 34604 |
| 481029 OTH LIGHT WEIGHT COATED PAPER | 218031 | 218031 | 144787 | 144787 |
| 481031 KRAFT PAPER&BOARD WT 150G/M2 | 13007 | 13007 | | |
| 481039 OTH KRAFT PAPER&P/BOARD BLEACH | 5061 | 5061 | 1802 | 1802 |
| 481092 OTH PAPER&P/BOARD MULTI-PLY | 976906 | 976906 | 853077 | 853077 |
| 481099 OTH PAPER&P/BOARD COATED | 49925 | 49925 | 63000 | 63000 |
| 481110 P&P/BOARD,TARRED,BITUMINISED | | | 1330 | 1330 |
| 481141 GUMMED ADHESIVE PAPER & BOARD | 149967 | 149967 | 152944 | 152944 |
| 481149 OTH GUMMED/ADHESIVE P&P/BOARD | 5165 | 5165 | 9048 | 9048 |
| 481151 PAPER&PAPER BOARD PLASTIC COAT | 422 | 422 | 174 | 174 |
| 481159 THERMAL FAX PAPER | 741111 | 741111 | 306973 | 306973 |
| 481160 WAX PAPER | 69209 | 69209 | 46857 | 46857 |
| 481190 OTH P&P/B CELLULOSE WADDING | 168827 | 168827 | 70455 | 70455 |
| 481320 CIGRETTE PAPER IN ROLL WTH SCM | 67021 | 67021 | 18890 | 18890 |
| 481390 OTH CIGARET PAPER,BOOKLET/TUBE | 47384 | 47384 | 22606 | 22606 |
| 481420 WALL PAPER COVERD WITH GRANITE | 67601 | 67601 | 12261 | 12261 |
| 491199 OTHER, PRINTED MATTER | 26125 | 26125 | 30488 | 30488 |
| 500200 RAW SILK (NOT THROWN) | 26940 | 26940 | 51079 | 51079 |
| 500400 SILK YARN,NOT RETAIL SALE | 24402 | 24402 | 37409 | 37409 |
| 500500 YARN SPUN FROM SILK,WASTE NRS | 52674 | 52674 | 59817 | 59817 |
| 500790 OTHER SILK FABRICS | 99193 | 99193 | 160579 | 160579 |
| 510111 SHON WOOL GREASY | 1528 | 1528 | 829 | 829 |
| 510119 OTHER GREASY FLEECE WSHED WOOL | 6813 | 6813 | 45207 | 45207 |
| 510130 CARBONISED WOOL | 23755 | 23755 | 23582 | 23582 |
| 510320 OTH WASTE OF WOOL/ANIMAL HAIR | | | 194 | 194 |
| 510510 CARDED WOOL | | | 5804 | 5804 |
| 510529 OTHER WOOLTOPS&COMBED WOOL | 12906 | 12906 | 9881 | 9881 |
| 510610 YARN OF CARDED WOOL 85% WT WOL | 61671 | 61671 | 38958 | 38958 |
| 510620 YARN OF CARDED WOOL<85% W WOL | 339 | 339 | 9888 | 9888 |
| 510710 YARN OF COMBED WOOL-WOOL=>85% | 1616 | 1616 | 33663 | 33663 |
| 520100 LENTH NOT EXCEEDING 20.5MM | 2913601 | 2913601 | 2431287 | 2431287 |
| 520210 YARN WASTE(INCL.THREAD WASTE) | 13641 | 13641 | 3639 | 3639 |
| 520291 GARNETTED STOCK | 18450 | 18450 | | |
| 520299 OTHER COTTON WASTE | 21453 | 21453 | 24602 | 24602 |
| 520300 COTTON, CARDED OR COMBED. | | | 39 | 39 |
| 520411 COTTON SEWING THREAD 85%/MORE | | | 203 | 203 |
| 520419 OTH COTTON SEWING THREAD 85%> | 940 | 940 | 1765 | 1765 |

Contd.

10.11 Imports by Economic Categories (Detail)

(In Thousand Rupees)

| Items | July, 2017 | From July, 2017 | July, 2016 | From July, 2016 |
|---------------------------------------|------------|-----------------|------------|-----------------|
| 520511 SIN.COT.YAR.U.COM.FIB.D-714.29 | 5508 | 5508 | 6528 | 6528 |
| 520512 S-COT.YARN UCF.D-232.56-714.29 | 191087 | 191087 | 35632 | 35632 |
| 520513 S-COT.YARN UCF.D-192.31-232.56 | 153437 | 153437 | 91657 | 91657 |
| 520514 S-C. YARN UCF D-125.00-193.31. | 16957 | 16957 | | |
| 520521 S/C YARN COM.FIB D-714.29/MORE | | | 13745 | 13745 |
| 520522 S/C YARN LF.DX.232.56-714.29 | | | 14428 | 14428 |
| 520523 S/C.YARN LF.DX.192.31-232.56 | | | 10990 | 10990 |
| 520524 S/C YARN COM.FIB.125-192.31-DX | 322276 | 322276 | 110071 | 110071 |
| 520527 S/C YARN COM.FIB.106-36-125-DX | 254748 | 254748 | 192017 | 192017 |
| 520528 S/C YARN COMBED FIB.< 83.33-DX | 199035 | 199035 | 46999 | 46999 |
| 520531 MUL/CAB.C/Y.ULF.>714.29DECITEX | | | 15672 | 15672 |
| 520532 MUL/CAB C/Y ULF.232.56-714.29D | 1132 | 1132 | | |
| 520535 MUL/CAB.C/Y UN.COM.FIB<125.DX. | | | 16938 | 16938 |
| 520542 MUL/CAB.C/Y CF.232.56-714.29DX | 1140 | 1140 | 4211 | 4211 |
| 520543 MUL/CAB.C/Y CF.129.31-232.56DX | 798 | 798 | 313 | 313 |
| 520544 MUL/CAB.C/Y C.FIB-125-192.31DX | 46332 | 46332 | 41 | 41 |
| 520547 MUL/CAB C.Y CF.83.33-106-38 DX | | | 5246 | 5246 |
| 520548 MUL/CAB.C/Y COM.FIB.< 83.33.DX | 432 | 432 | | |
| 520611 S/C YARN UN COM. FIB>714.29 DX | | | 11490 | 11490 |
| 520634 MUL/CAB C/Y UCF <192.31,125DX | | | 1346 | 1346 |
| 520635 MUL/CAB C/Y UN-COM F/B<125DX | | | 1599 | 1599 |
| 520645 MUL/CAB C/Y COM FIB<125DX | | | 2239 | 2239 |
| 521225 OTH W-FAB COT PRINTED>200G/SQM | 234 | 234 | | |
| 530129 OTH, FLAX,HACKLED NOT SPUN | 5985 | 5985 | 39283 | 39283 |
| 530310 JUTE, CUTTING | 224702 | 224702 | 142509 | 142509 |
| 530500 SISAL&OTH TEX-FIBRES,GENUS,RAW | 12204 | 12204 | 9887 | 9887 |
| 530610 SINGLE FLAX YARN | | | 7882 | 7882 |
| 530620 MULTIPLE OR CABLED YARN | 184 | 184 | | |
| 530710 SINGLE,YARN OF JUTE OR OTH FIB | 25507 | 25507 | 8542 | 8542 |
| 530720 MULTIPLE OR CABLED YARN(RAMIE) | 11496 | 11496 | 3574 | 3574 |
| 530810 COIR YARN | 7268 | 7268 | 5415 | 5415 |
| 531100 WOV FAB OF OTH VEG TEX FIB | | | 39 | 39 |
| 540110 SEWING THREAD SYTHA FILAMENT | 38162 | 38162 | 42273 | 42273 |
| 540120 SEWING THRE VISCOSE RAYON DYED | 183191 | 183191 | 299918 | 299918 |
| 540211 HIGH TENANCITY YARN OF ARAMIDS | 215 | 215 | 884 | 884 |
| 540219 OTH HIGH TENANCITY NYLON YARN | 31 | 31 | 4540 | 4540 |
| 540220 HIGH TEN YARN OF POLYESTERS | 3314 | 3314 | 1080 | 1080 |
| 540231 FILAMENTS YARN NYLON POLY 50 | 118241 | 118241 | 76324 | 76324 |
| 540232 FILAMENTS YARN NYLON/OTH POLY | 17293 | 17293 | 24340 | 24340 |
| 540233 FILAMENTS YARN OF POLYESTERS | 1345990 | 1345990 | 1215974 | 1215974 |
| 540234 TEXTURED YARN OF POLYPROPYLENE | 65147 | 65147 | 25640 | 25640 |
| 540239 OTH, SYNTHETIC FILAMENTS YARN | 25343 | 25343 | 18248 | 18248 |
| 540244 ELASTOMERICYARN(POLYURETHANE) | 262559 | 262559 | 456075 | 456075 |
| 540245 ELASTOMERIC YARN OF NYLON | 79580 | 79580 | 48267 | 48267 |
| 540246 ELASTOMERIC YAR,POLY-PARTIALLY | 11058 | 11058 | 6594 | 6594 |
| 540247 ELASTOMERIC YARN OF POLYESTERS | 595899 | 595899 | 396410 | 396410 |
| 540248 O-ELASTOMERIC OF SPANDEX/LYCRA | 15262 | 15262 | 3183 | 3183 |
| 540249 OTH,YARN,SINGLE,50 TURNS/MTR | 998 | 998 | 10631 | 10631 |
| 540251 OTH S/Y TWIST>50/M NYLON,POLYA | 12520 | 12520 | 6055 | 6055 |
| 540252 OTH S/Y TWS>50/M OF POLYESTER | 69105 | 69105 | 52035 | 52035 |
| 540261 OTH Y-MULTIPLE/CAB NYLON/POLYM | 181 | 181 | 1489 | 1489 |
| 540262 OTH Y-MULTI/CAB OF POLYESTER | 67116 | 67116 | 92396 | 92396 |
| 540269 OTH Y-MULTI/CAB NOT RETAIL SAL | 3594 | 3594 | 3566 | 3566 |
| 540331 OTH Y/S UN-TWST VISCOSE RAYON | 1192617 | 1192617 | 1280976 | 1280976 |
| 540332 OTH Y/S VIS RAY >120TURNS/MTRS | 690842 | 690842 | 398212 | 398212 |
| 540333 OTH YARN,SINGLE CELLULOSE ACET | | | 6551 | 6551 |
| 540339 OTH YARN CUPRAMMONIUM RAYON | 230129 | 230129 | 144863 | 144863 |
| 540341 OTHER YARN OF VISCOSE RAYON | 202 | 202 | 5463 | 5463 |
| 540411 ELASTOMERIC SYN-MONOFILAMENT | 804 | 804 | | |

Contd.

10.11 Imports by Economic Categories (Detail)

(In Thousand Rupees)

| Items | July, 2017 | From July, 2017 | July, 2016 | From July, 2016 |
|--|------------|-----------------|------------|-----------------|
| 540412 OTH MONOFILAMENT OF POLYPROPYL | 2567 | 2567 | | |
| 540419 OTH SYN MONOFILAMENT OF 67-DEX | 15139 | 15139 | 13013 | 13013 |
| 540490 OTH SYNTH YARN & SYNTH TEX MAT | 7666 | 7666 | 9081 | 9081 |
| 540500 ARTIFICIAL MONOFILAMENT67D/MORE | | | 1147 | 1147 |
| 540834 OTH WOV FAB ART.FIL YARN PRINT | 1858 | 1858 | | |
| 550120 SYN FILAMENT TOW OF POLYESTERS | | | 3134 | 3134 |
| 550130 ACRYLIC OR MODACRYLIC | 24984 | 24984 | 278499 | 278499 |
| 550190 SYNTHETIC FILAMENT TOW,N.S. | 6465 | 6465 | | |
| 550290 ART FIL TOW OF VISCOSE RAYON | 284477 | 284477 | 196795 | 196795 |
| 550311 SYN STAPL FIB OF NY OF ARAMIDS | 165079 | 165079 | 8697 | 8697 |
| 550319 OTH SYN STSPL FIB NOT CARD/COM | 12286 | 12286 | 15364 | 15364 |
| 550320 SYN FIB NOT CRD/COM<2.22DECX | 917521 | 917521 | 669546 | 669546 |
| 550330 SYN STA FIB ACRYLIC N-CRD/COMD | 323189 | 323189 | 178758 | 178758 |
| 550340 SYN STAFIB POLYPROPYLENE N-C/C | 4064 | 4064 | 1516 | 1516 |
| 550390 SYN STAPLE FIB NOT CARDED/COMB | 6522 | 6522 | 10502 | 10502 |
| 550410 ART-STA FIB VIS RAYON N-CRD/CO | 2870636 | 2870636 | 2510751 | 2510751 |
| 550490 OTH ART STAPLE FIB NOT CARDED | 702665 | 702665 | 618853 | 618853 |
| 550510 WASTE SYNTHETIC FIBRES | 710 | 710 | | |
| 550520 WASTE ARTIFICIAL FIBRES | 41 | 41 | 2037 | 2037 |
| 550610 SYN STA FIB CRD,COM SPIN NYLON | 1990 | 1990 | | |
| 550620 SYN STA FIB CRD,COM SPN POLYES | 17014 | 17014 | 32217 | 32217 |
| 550630 ACRYLIC FIBRES CARDED/COMBED | 27607 | 27607 | | |
| 550690 SYNTHETI FIB CARDED/COMBED NS | 1 | 1 | | |
| 550700 ARTIFI STAPLE FIB CARDED/COM | 1830 | 1830 | | |
| 550810 SEWING THREAD SYN STAPLE FIBRE | 443 | 443 | 2612 | 2612 |
| 550820 SEWING THREAD ART STAPLE FIBRE | 16 | 16 | | |
| 550911 S/Y STA FIB 86% WT NYLON | | | 18415 | 18415 |
| 550912 MULTI CAB YRN SYN FIB NYL 85%W | 12471 | 12471 | | |
| 550921 S/Y SYN STA FIB 85% WT POLYSTR | 388413 | 388413 | 244748 | 244748 |
| 550922 MULTI STA FIB 85% W POLYESTER | 223029 | 223029 | 180171 | 180171 |
| 550931 SINGLE YARN85% OR MORE ACRYLIC | 8640 | 8640 | 11968 | 11968 |
| 550932 MUL/CAB YARN 85% ACRYLIC FIB | 30246 | 30246 | 54204 | 54204 |
| 550941 SINGLE YARN 85% WT SYN STA FIB | 13900 | 13900 | 22647 | 22647 |
| 550942 MUL/CAB YARN SYN STA FIB 85%WT | 8670 | 8670 | 177 | 177 |
| 550951 O/YRN POLYES STA FIB MIX ARTIF | 400643 | 400643 | 262106 | 262106 |
| 550953 OTH YRN OF POLYESTER MIX COTTN | 25962 | 25962 | 16324 | 16324 |
| 550959 OTH YRN OF POLY STAPLE FIBRE | 89164 | 89164 | 18619 | 18619 |
| 550969 YARN ACRYLIC FIB NOT FOR R-SAL | 7553 | 7553 | 24845 | 24845 |
| 550999 OTH YARN SYN FIB NOT FOR R-SAL | 1361 | 1361 | | |
| 551011 S/YRN ART STA FIB>85% STAPLE-F | 138339 | 138339 | 147279 | 147279 |
| 551012 MUL/CAB YARN ART STA FIB>85%W | | | 169 | 169 |
| 551090 O/YRN ATT STA FIB<85%ART ATA-F | 8002 | 8002 | 3439 | 3439 |
| 560290 OTH FELTS,NOT IMPREGNATE,COAT | 37944 | 37944 | 10453 | 10453 |
| 560311 N-WOVNS, M-MADE FILA>25G/SQM | 126196 | 126196 | 117827 | 117827 |
| 560312 N-WOV,M-MAD FIL>25G/SQM>70GSQM | 108560 | 108560 | 122105 | 122105 |
| 560313 N-WOVNS,M-MAD FIL>70G/SQM>150G | 45324 | 45324 | 15122 | 15122 |
| 560314 N-WOV,M-MAD FLAME WT>150G/SQM | 11905 | 11905 | 17705 | 17705 |
| 560391 OTH NONWOVENS, WT>25 G/SQM | 10787 | 10787 | 1281 | 1281 |
| 560392 OTH N-WOV,WT>25G/SQM>70 G/SQM | 2516 | 2516 | 1298 | 1298 |
| 560393 OTH,NON WOVEN>70G/SQM>150G/SQM | 7297 | 7297 | 4604 | 4604 |
| 560394 OTH,N-WOVEN WEIGHING>150G/SQM | 280524 | 280524 | 270496 | 270496 |
| 560410 RUBBER THREA AND CORD,TEX COVE | 640 | 640 | 450 | 450 |
| 560490 OTHER,TEXTILE COVERED MATERIAL | 11316 | 11316 | 7132 | 7132 |
| 581099 OTH TEXTILE MATERIAL. | 525 | 525 | | |
| 581100 QUILTED TEXTILE PRODUCT PIECE. | 5912 | 5912 | 3598 | 3598 |
| 590110 TEX FAB.GUM COATED/AMYLAC,SUBS | 5736 | 5736 | 190 | 190 |
| 590290 OTH,TYRE CORD FAB YARN VIS-RYN | 1685 | 1685 | | |
| 590310 TEX.FAB.IMP,COV/LMTD PICAL. | 200806 | 200806 | 154522 | 154522 |
| 590320 TEX.FAB IMP,COATED,POLYURETHAN | 234384 | 234384 | 115875 | 115875 |

Contd.

10.11 Imports by Economic Categories (Detail)

(In Thousand Rupees)

| Items | July, 2017 | From July, 2017 | July, 2016 | From July, 2016 |
|--|-----------------|-----------------|------------------|-----------------|
| 590500 TEXTILE WALL COVERINGS. | 32 | 32 | | |
| 590610 ADHESIVE TAPE < 20 CM | 4490 | 4490 | 1867 | 1867 |
| 590691 RUBBERISED TEX FAB,KNIT/CROCH | 4297 | 4297 | | |
| 590699 OTHER,RUBBERISED TEX FAB,N.S | 7472 | 7472 | 2897 | 2897 |
| 590700 TEXTILE FABRICS O/W IMPG/COATD | 27248 | 27248 | 22880 | 22880 |
| 630800 SETS OF WOVEN FABRICS AND YARN | | | 90 | 90 |
| 630900 WORN CLOTHING&OTH WORN ARTICLE | 1464991 | 1464991 | 1261208 | 1261208 |
| 631010 USED&NEW RAGS,SCRAP,TWINE,ETC | 228 | 228 | | |
| 640590 CANVAS FOOTWEAR | 19811 | 19811 | 5762 | 5762 |
| 640610 OTH PARTS OF FOOTWEAR N.S. | 9928 | 9928 | 38073 | 38073 |
| 640620 SOLES OF RUBBER | 12682 | 12682 | 6400 | 6400 |
| 640690 PARTS OF FOOTWEAR/OTH MATERIAL | 1457 | 1457 | 4473 | 4473 |
| 700800 MUL-WALLED INSULATE UNIT GLASS | 1701 | 1701 | 402 | 402 |
| 700910 R-VIEW MIRRO VEH H-8703,4&8711 | 7732 | 7732 | 5596 | 5596 |
| 700991 UNFRAMED GLASS MIRRORS | 95761 | 95761 | 47585 | 47585 |
| 701399 O-GLASSWARE INDOOR DECORATION | 250155 | 250155 | 163014 | 163014 |
| 701890 GLASS EYES | 19913 | 19913 | 6921 | 6921 |
| 701911 SILVER/ROVINGYARN C/STAND=50MM | 290 | 290 | 341 | 341 |
| 701912 ROVINGS | 13830 | 13830 | 11894 | 11894 |
| 702000 ARTICLES USED FOR IND PURPOSE | 45690 | 45690 | 4643 | 4643 |
| 710691 SILVER UNROUGHT 50kg & ABOVE | 23474 | 23474 | | |
| 710692 SILVER SEMI-MANUF 50kg & ABOVE | 4425 | 4425 | 7458 | 7458 |
| 730890 PILLARS ETC FOR STRUCTURS I/S | 1813398 | 1813398 | 1616016 | 1616016 |
| 730900 RESERVATORS,TANKS,VATS SIMICONT | 19303 | 19303 | 7473 | 7473 |
| 731010 TANKS,CASKS,DRUMS,CANS,BOX>50 | 3813 | 3813 | 1398 | 1398 |
| 731021 CAN,CLOSED BY SOLD/CIMP CAP<50 | 11380 | 11380 | 1933 | 1933 |
| 731029 OTH TANK,CASK,DRUM,BOX CAP<50 | 89459 | 89459 | 45421 | 45421 |
| 761090 ALUM STRUCTURE & PARTS N.E.S. | 111308 | 111308 | 43233 | 43233 |
| 761100 ALUM RESERVOIRS,TANKS VATS ETC | 93 | 93 | | |
| 761210 COLLAPSIBLE TUBULAR CONTA ALUM | 2744 | 2744 | 4362 | 4362 |
| 761290 ROUND CANS ALUMINIUM DIA>45MM | 213206 | 213206 | 214860 | 214860 |
| 890800 VESSELS&F-STRU FOR BREAKING UP | 1841342 | 1841342 | 890043 | 890043 |
| 900110 OPTICAL FIB,OPTI FIB BUNDLES | 40729 | 40729 | 42183 | 42183 |
| 900130 CONTACT LENSES. | 4331 | 4331 | 2614 | 2614 |
| 900140 SPECTACLE LENSES OF GLASS. | 7507 | 7507 | 2629 | 2629 |
| 900150 SPECTACLE LENSES OTH MATERIAL | 1474 | 1474 | 2230 | 2230 |
| 900190 OTH LENSES, PRISMS, MIRRORS | 608 | 608 | 206 | 206 |
| 900211 OBJETIVE LENSE CAMRA/PROJECTOR | 1879 | 1879 | 3271 | 3271 |
| 900219 OTHER OBJECTIVE LENSES. | 7860 | 7860 | 1114 | 1114 |
| 900220 FILTERS FOR OBJECTIVE LENSES | 36 | 36 | | |
| 900290 OTH,MOUNTED OPTICAL ELEMENTS | 470 | 470 | 287 | 287 |
| 900311 FRAMS,MOUNTINGS OF PLASTICS | 34472 | 34472 | 183 | 183 |
| 900319 FRAM,MOUNTING OF OTH MATERIAL | 12050 | 12050 | 6093 | 6093 |
| 900390 PART FOR FRAMES&MOUNT SPECATLE | | | 259 | 259 |
| 900410 SPECTACLES,GOGGLES SUNGLASSES | 87233 | 87233 | 28728 | 28728 |
| 900590 PARTS/ACCESSORIE OF BINOCULARS | 8 | 8 | 274 | 274 |
| 900610 CAMERA FOR PREPARE PRINT PLATE | 2 | 2 | | |
| 900630 CAMERA USED IN UNDERWATE SURVY | | | 1319 | 1319 |
| 900659 OTH CAMERA PHOTOGRAPHIC | 267 | 267 | | |
| 900661 DISCHARGE LAM FLASHLIGHT APPAR | 2 | 2 | | |
| 900669 OTH PH-GRAPHIC FLASHLIGHT APPA | 428 | 428 | 45 | 45 |
| 900691 PARTS,ACCE PHOTOGRAPHIC CAMERA | 1540 | 1540 | 483 | 483 |
| B. CAPITAL GOODS TOTAL | 52142143 | 52142143 | 32410023* | 32410023 |
| 250100 TABLE SALT OF ALL SORTS | 6163 | 6163 | 4079 | 4079 |
| 250200 UNROASTED IRON PYRITES | 1282 | 1282 | | |

Contd.

10.11 Imports by Economic Categories (Detail)

(In Thousand Rupees)

| Items | July, 2017 | From July, 2017 | July, 2016 | From July, 2016 |
|---------------------------------------|------------|-----------------|------------|-----------------|
| 250300 SULPHUR OF ALL KINDS | 84336 | 84336 | 29100 | 29100 |
| 250410 NATURAL GRAPHITE OF ALL KINDS | 9211 | 9211 | 13009 | 13009 |
| 250490 OTHER,NATURAL GRAPHITE | 962 | 962 | 38 | 38 |
| 250510 SILICA SANDS AND QUARTZ SANDS | 137 | 137 | 522 | 522 |
| 250590 OTHER NATURAL SANDS | 1102 | 1102 | 1418 | 1418 |
| 250610 QUARTZ (O/T NATURAL SANDS) | 609 | 609 | 24 | 24 |
| 250620 QUARTZITE ROUGHLY TRIMMED | 256 | 256 | 254 | 254 |
| 250700 KAOLIN & OTH KAOLIN CLAYS | 74999 | 74999 | 66107 | 66107 |
| 250810 BENTONITE | 11195 | 11195 | 8204 | 8204 |
| 250830 FIRE-CLAY | 373 | 373 | 166 | 166 |
| 250840 OTHER CLAYS | 15903 | 15903 | 13980 | 13980 |
| 250870 CHAMOTTE OR DINAS EARTHES | 217 | 217 | | |
| 250900 CHALK | 6004 | 6004 | 2616 | 2616 |
| 251110 NATURAL BARIUM SULPHATE | 3012 | 3012 | 1304 | 1304 |
| 251200 SILICEOUS FOSSIL MEALS | 418 | 418 | | |
| 251310 PUMIC STONE W/NOT HEAT TREATED | 25036 | 25036 | 9797 | 9797 |
| 251320 EMERY | 3589 | 3589 | 941 | 941 |
| 251400 SLATE,WHET/NOT ROUGHLY TRIMED | | | 379 | 379 |
| 251511 MARBLE/TRAVERTINE,CRUDE ROUGH | 933 | 933 | 366 | 366 |
| 251512 MARBLE,TRAVERTINE,MERELY CUT | 587 | 587 | 3106 | 3106 |
| 251611 GRANITE,CRUDE/ROUGHLY TRIMMED | 6249 | 6249 | 4411 | 4411 |
| 251612 GRANITE,MERELY CUT,BY SAWING | 4432 | 4432 | 335 | 335 |
| 251620 SANDSTONE,CRUDE/ROUGHLY TRIMED | 464 | 464 | | |
| 251710 PEBBLES,GRAVEL/CRUSH STONE ETC | | | 84 | 84 |
| 251741 GRANULES,CHIP & POWDER,MARBLE | 1117 | 1117 | 275 | 275 |
| 251749 OTH GRANULE,CHIPPING & POWDER | 48 | 48 | 3347 | 3347 |
| 251830 DOLOMITE RAMMING MAX | | | 1472 | 1472 |
| 251990 MAGNESIUM OXIDE | 12896 | 12896 | 16026 | 16026 |
| 252010 GYPSUM | 2212 | 2212 | 3402 | 3402 |
| 252020 PLASTERS OF CALCINED GYPSUM | 2092 | 2092 | 1469 | 1469 |
| 252100 LIMESTONE FLUX,LIMESTON CEMENT | | | 63 | 63 |
| 252210 QUICKLIME | 1130 | 1130 | 614 | 614 |
| 252220 SLAKED LIME | 851 | 851 | 1127 | 1127 |
| 252310 CEMENT CLINKERS | 20811 | 20811 | 52810 | 52810 |
| 252329 OTHER PORTLAND CEMENT | 132898 | 132898 | 82608 | 82608 |
| 252330 ALUMINOUS CEMENT(CEMENT FONDU) | 930 | 930 | | |
| 252390 OTHER HYDRAULIC CEMENTS | 43685 | 43685 | 38702 | 38702 |
| 252490 OTHER ASBESTOS | 36209 | 36209 | 15428 | 15428 |
| 252520 MICA POWDER | 240 | 240 | 530 | 530 |
| 252610 TALC NOT CRUSHED NOT POWDERED | 514099 | 514099 | 1640 | 1640 |
| 252620 NA-STEATITE/TALK, CRUSH/POWDER | 1726 | 1726 | 2147 | 2147 |
| 252910 FELDSPAR | 1616 | 1616 | 1929 | 1929 |
| 252922 FLUORSPAR>97% CALCIUM FLORIDE | 9983 | 9983 | 3164 | 3164 |
| 253010 VERMICULITE,PERLITE CHLORITES | 106 | 106 | 69 | 69 |
| 253090 NATURAL MANGANESE DIOXIDE | 42766 | 42766 | 34508 | 34508 |
| 260700 LEAD ORES AND CONCENTRATES | 3987 | 3987 | 277 | 277 |
| 261000 CHROMIUM ORES AND CONCENTRATES | 3458 | 3458 | | |
| 261800 GRANULATED SLAG M/G IRON,STEEL | 4739 | 4739 | 45734 | 45734 |
| 261900 SLAG,DROSS OTH WASTE,IRN/STL | | | 1157 | 1157 |
| 262011 HARD ZINC SPELT MAINLY OF ZINC | 990 | 990 | | |
| 262030 ASH&RESIDUES MAINLY OF COPPER | 81 | 81 | | |
| 262040 ASH&RESIDUE MAINLY OF ALUMNIUM | 149 | 149 | 266 | 266 |
| 262099 OTH ASH&RESIDUE CANTAIN METAL | 28 | 28 | | |
| 262190 OTH SLAG &ASH,RESIDUES M-WAST | 4321 | 4321 | | |
| 270111 ANTHRACITE NOT AGGLOMERATED | 97 | 97 | 182 | 182 |
| 270112 BITUMINOUS COAL,NOT AGGLOMERAT | 7514997 | 7514997 | 2760398 | 2760398 |
| 270119 OTHER COAL,NOT AGGLOMERATED | 363530 | 363530 | 1786377 | 1786377 |
| 270300 PEAT INCLPEAT LITTER | 5170 | 5170 | 3250 | 3250 |
| 270400 COKE OF COAL | 274636 | 274636 | 279756 | 279756 |

Contd.

10.11 Imports by Economic Categories (Detail)

(In Thousand Rupees)

| Items | July, 2017 | From July, 2017 | July, 2016 | From July, 2016 |
|---------------------------------------|------------|-----------------|------------|-----------------|
| 270600 COAL TAR | 178 | 178 | | |
| 270730 XYLENE (XYLENES) | 274131 | 274131 | 163081 | 163081 |
| 270750 OTH STOCK FOR CARBON BLACK | 18699 | 18699 | 7193 | 7193 |
| 270791 CREOSOTE OILS | 2863 | 2863 | | |
| 270799 CARBON BLACK OIL | 132583 | 132583 | 49086 | 49086 |
| 271019 KEROSENE | 2186705 | 2186705 | 1352125 | 1352125 |
| 271129 OTH GAS HYDROCARBON GAS STATE | 504 | 504 | 888 | 888 |
| 271210 PETROLEUM JELLY | 34632 | 34632 | 19583 | 19583 |
| 271220 PARAFIN/WAX,CONT WT<0.75%OIL | 45724 | 45724 | 11350 | 11350 |
| 271500 BITUMEN MIXTURES,NATURAL | 6176 | 6176 | 2185 | 2185 |
| 271600 ELECTRICAL ENERGY | 467875 | 467875 | 1195049 | 1195049 |
| 280120 IODINE | 47442 | 47442 | 19307 | 19307 |
| 280300 CARBON BLACK (RUBBER GRADE) | 166194 | 166194 | 347747 | 347747 |
| 280410 HYDROGEN. | 72 | 72 | 356 | 356 |
| 280421 ARGON | 3609 | 3609 | 2083 | 2083 |
| 280429 OTHER, RARE GASES. | 10111 | 10111 | 5395 | 5395 |
| 280430 NITROGEN | 1311 | 1311 | | |
| 280469 OTHER SILICON | 4143 | 4143 | 1663 | 1663 |
| 280470 PHOSPHORUS | 6024 | 6024 | 10865 | 10865 |
| 280490 SELENIUM | 15506 | 15506 | 7681 | 7681 |
| 280512 CALCIUM | 1124 | 1124 | | |
| 280519 OTHER ALKALI METALS | 320 | 320 | 5040 | 5040 |
| 280540 MERCURY | 2 | 2 | | |
| 280610 HYDROGEN CHLORIDE (HCL ACID) | 282 | 282 | 116 | 116 |
| 280700 SULPHURIC ACID; OLEUM | 3054 | 3054 | 845 | 845 |
| 280800 NITRIC ACID | 10858 | 10858 | 8626 | 8626 |
| 280910 DIPHOSPHORUS PENTAOXIDE | 495 | 495 | 1766 | 1766 |
| 280920 PHOSPHORIC ACID | 2263892 | 2263892 | 2121093 | 2121093 |
| 281000 OXIDE OF BORON | 24170 | 24170 | 19061 | 19061 |
| 281111 HYDROGEN FLUORIDE | | | 1112 | 1112 |
| 281112 HYDROGEN CYANIDE | 937 | 937 | | |
| 281119 PHOSPHOUR/HYPO PHOSPHORIC ACID | 6329 | 6329 | 5013 | 5013 |
| 281121 CARBON DIOXIDE | 49 | 49 | 41815 | 41815 |
| 281122 SILICON DIOXIDE (SILICA) | 93509 | 93509 | 67277 | 67277 |
| 281129 SULPHUROUS ACID GAS | 950 | 950 | 5434 | 5434 |
| 281290 OTH HALIDE/HALIDE OXIDES | 404 | 404 | 317 | 317 |
| 281420 AMMONIA IN AQUEOUS SOLUTION | 1485 | 1485 | 1984 | 1984 |
| 281511 SODIUM HYDROXIDE SOLID | 478 | 478 | 14354 | 14354 |
| 281512 SODIUM HYDROXIDE AQUEOUS SOL | 112 | 112 | 994 | 994 |
| 281520 POTASSIUM HYDROXIDE (CAUSTIC) | 39470 | 39470 | 24181 | 24181 |
| 281610 MAGNESIUM HYDROXIDE | 418 | 418 | 9709 | 9709 |
| 281640 STRONTIUM,OXIDE,H-OXIDE,PEROXI | | | 1979 | 1979 |
| 281700 ZINC OXIDE;ZINC PEROXIDE | 16544 | 16544 | 24193 | 24193 |
| 281810 ARTIFICIAL CORUNDUM NOT DEFIN | 3237 | 3237 | 1718 | 1718 |
| 281820 ALUMINIUM OXIDE O/T ARTIFICIAL | 22729 | 22729 | 13838 | 13838 |
| 281830 ALUMINIUM HYDROXIDE | 34034 | 34034 | 27293 | 27293 |
| 281910 CHROMIUM TRIOXIDE | 10969 | 10969 | | |
| 281990 CHROMIUM OXIDE | 5202 | 5202 | 2603 | 2603 |
| 282090 OTHER, MANGANESE OXIDES | | | 10564 | 10564 |
| 282110 IRON OXIDES | 79867 | 79867 | 44682 | 44682 |
| 282200 COBALT OXIDE & HYDROXIDE | 12425 | 12425 | 6937 | 6937 |
| 282300 TITANIUM DIOXIDE | 32113 | 32113 | 6727 | 6727 |
| 282410 LEAD MONOXIDE(LITHARGE,MASICOT | 11721 | 11721 | | |
| 282490 OTHER, LEAD OXIDES | 2 | 2 | | |
| 282510 HYDRAZINE, YDROXYLAMINE SALT | 16238 | 16238 | 3535 | 3535 |
| 282530 VANADIUM OXIDES AND HYDROXIDES | 5400 | 5400 | | |
| 282560 GERMANIUM OXID/ZIRCONIUMDIOXID | 480 | 480 | | |
| 282570 MOLYBIDENIUM OXIDES/DIOXIDES | 32 | 32 | | |
| 282580 ANTIMONY OXIDES | 18909 | 18909 | 624 | 624 |

Contd.

10.11 Imports by Economic Categories (Detail)

(In Thousand Rupees)

| Items | July, 2017 | From July, 2017 | July, 2016 | From July, 2016 |
|---|------------|-----------------|------------|-----------------|
| 282590 OTH INORGANIC BASE/METAL OXIDE | 924 | 924 | 2017 | 2017 |
| 282619 OTHER, FLOURIDES | 3004 | 3004 | 2434 | 2434 |
| 282630 SODIUM HEXAFLOROALUMINATE | 97 | 97 | | |
| 282690 OTHER, COMPLEX FLUORINE SALTS | 645 | 645 | | |
| 282710 AMMONIUM CHLORIDE | 5334 | 5334 | 5930 | 5930 |
| 282720 CALCIUM CHLORIDE | 12884 | 12884 | 8407 | 8407 |
| 282731 CHLORIDES OF MAGNESIUM | 4057 | 4057 | 1420 | 1420 |
| 282732 CHLORIDES OF ALUMINIUM | 2818 | 2818 | | |
| 282735 CHLORIDES OF NICKEL | 3491 | 3491 | 4996 | 4996 |
| 282739 OTH CHLORIDE OXIDES, BROMIDES | 22209 | 22209 | 9821 | 9821 |
| 282741 CHLORIDE OXIDE/HYDROXIDE COPPER | 149 | 149 | 73 | 73 |
| 282751 SODIUM POTASSIUM BROMIDES | | | 246 | 246 |
| 282759 OTH BROMIDE/BROMIDE OXIDE | 5 | 5 | 103601 | 103601 |
| 282760 IODIDES AND IODIDE OXIDES | 120 | 120 | 424 | 424 |
| 282810 COMERCIAL CALCIUM HYPOCHLORITE | | | 85 | 85 |
| 282890 OTH HYPOCHLORITES/HYPOBROMITES | 2890 | 2890 | 1022 | 1022 |
| 282911 CHLORATES OF SODIUM | 55 | 55 | | |
| 282919 POTASSIUM CHLORATES | 33779 | 33779 | 25377 | 25377 |
| 282990 OTH BROMATES/PERBROMATE/IODATE | 104 | 104 | 5 | 5 |
| 283010 DITHIONITES OF SODIUM | 106486 | 106486 | 92567 | 92567 |
| 283110 DITHIONITES OF SODIUM | 120231 | 120231 | 90645 | 90645 |
| 283190 FORMALDEHYDE SULPHOXYLATES | 357092 | 357092 | 143496 | 143496 |
| 283210 OTH SODIUM HYDROGEN SULPHITE | 62492 | 62492 | 27202 | 27202 |
| 283220 AMMONIUM SULPHITE | 13 | 13 | 349 | 349 |
| 283230 THIOSULPHATES | 928 | 928 | 1207 | 1207 |
| 283311 DISODIUM SULPHATE | 148333 | 148333 | 122137 | 122137 |
| 283319 OTHER SODIUM SULPHATES | 10997 | 10997 | 2798 | 2798 |
| 283321 MAGNESIUM SULPHATE (EPSOM SLATE) | 4334 | 4334 | 3899 | 3899 |
| 283322 SULPHATES OF ALUMINIUM | 10372 | 10372 | 2850 | 2850 |
| 283324 SULPHATES OF NICKEL | 18350 | 18350 | 9272 | 9272 |
| 283325 SULPHATES OF COPPER | 6534 | 6534 | 8717 | 8717 |
| 283327 SULPHATES OF BARIUM | 17422 | 17422 | 4853 | 4853 |
| 283329 SULPHATES OF FERROUS | 245133 | 245133 | 140573 | 140573 |
| 283330 ALUMS | 392 | 392 | | |
| 283340 PEROXOSULPHATES (PERSULPHATES) | 4092 | 4092 | 6891 | 6891 |
| 283410 SODIUM NITRATE | 13539 | 13539 | 5470 | 5470 |
| 283421 NITRATES OF POTASSIUM | 8728 | 8728 | 10576 | 10576 |
| 283429 OTHER NITRITES | 4843 | 4843 | 6260 | 6260 |
| 283510 PHOSPHINATES & PHOSPHONATES | 27 | 27 | 1040 | 1040 |
| 283522 PHOSPHATES OF MONO SODIUM | 8868 | 8868 | 13626 | 13626 |
| 283524 PHOSPHATES OF POTASSIUM | 13898 | 13898 | 2753 | 2753 |
| 283525 CALCIUM HYDROGEN-ORTHOPHOSPHATE | 81433 | 81433 | 88142 | 88142 |
| 283526 OTH CALCIUM PHOSPHATE (PURE) | 93225 | 93225 | 4594 | 4594 |
| 283529 PHOSPHATES OF ALUMINIUM | 2837 | 2837 | 1032 | 1032 |
| 283531 SODIUM TRIPHOSPHATE | 63933 | 63933 | 47226 | 47226 |
| 283539 OTHER, POLYPHOSPHATES | 36796 | 36796 | 18373 | 18373 |
| 283620 DISODIUM CARBONATE NATURAL | 80473 | 80473 | 124344 | 124344 |
| 283630 SODIUM HYDROGEN CARBONATE | 23804 | 23804 | 21596 | 21596 |
| 283640 POTASSIUM CARBONATE | 25011 | 25011 | 20205 | 20205 |
| 283650 CALCIUM CARBONATE | 26517 | 26517 | 10345 | 10345 |
| 283660 BARIUM CARBONATE | 23640 | 23640 | 7546 | 7546 |
| 283691 LITHIUM CARBONATE | 6320 | 6320 | | |
| 283699 MAGNESIUM CARBONATE | 55835 | 55835 | 80271 | 80271 |
| 283711 CYANIDES OF SODIUM | 3178 | 3178 | | |
| 283719 OTH CYANIDE/OXIDES | 269 | 269 | | |
| 283720 COMPLEX CYANIDES | 42 | 42 | 64 | 64 |
| 283911 SODIUM METASILICATES | 4533 | 4533 | 2236 | 2236 |
| 283919 SODIUM SILICATE | 178 | 178 | 1553 | 1553 |
| 283990 OTHER, METAL SILICATE | 10748 | 10748 | 4251 | 4251 |

Contd.

10.11 Imports by Economic Categories (Detail)

(In Thousand Rupees)

| Items | July, 2017 | From July, 2017 | July, 2016 | From July, 2016 |
|---------------------------------------|------------|-----------------|------------|-----------------|
| 284019 OTH DISODIUM TETRABORAT(REFINE | 19758 | 19758 | 11428 | 11428 |
| 284020 OTHER, BORATES | 14063 | 14063 | 14836 | 14836 |
| 284030 PEROXOBORATES (PERBORATES) | 30 | 30 | | |
| 284130 SODIUM DICHROMATE | 29905 | 29905 | | |
| 284150 SODIUM CHROMATE | 4146 | 4146 | 38655 | 38655 |
| 284161 POTASSIUM PERMANGANATE | 9291 | 9291 | 4671 | 4671 |
| 284170 MOLYBDATES | 91 | 91 | 250 | 250 |
| 284180 TUNGSTATES (WOLFRAMATES) | 6 | 6 | | |
| 284190 SODIUM STANNATE | 696 | 696 | | |
| 284210 DOUBLE OR COMPLEX SILICATES. | 28163 | 28163 | 28972 | 28972 |
| 284290 FULMINATES,CYANATES&THIOCYANAT | 22 | 22 | 4682 | 4682 |
| 284321 SILVER NITRATE. | 380 | 380 | | |
| 284329 OTHER,SILVER COMPOUNDS | 70 | 70 | 565 | 565 |
| 284390 OTHER COMPOUNDS,AMALGAMS | 97 | 97 | 233 | 233 |
| 284440 RADIOACTIVE EL/ISOTOP COMP ALY | 13963 | 13963 | 9746 | 9746 |
| 284610 CERIUM COMPOUNDS. | 30 | 30 | 1128 | 1128 |
| 284690 OTH RARE EARTH METAL COMPOUNDS | 1099 | 1099 | 3002 | 3002 |
| 284700 HYDROGEN PEROXIDE SO-WITH UREA | 7195 | 7195 | 34854 | 34854 |
| 284910 CALCIUM CARBIDES | 87459 | 87459 | 86825 | 86825 |
| 284920 SILICON CARBIDE | 7106 | 7106 | 3949 | 3949 |
| 285000 HYDRIDE,NITRIDE,AZIDE,BRMD ETC | 520 | 520 | | |
| 285210 INORG/ORGA COMP CHEM DEFINED | 1859 | 1859 | 3204 | 3204 |
| 285290 OTH INORG/ORGA COMP-MERCURY | 223 | 223 | | |
| 285310 CYANOGEN CHLORIDE (CHLOROCYAN) | 24 | 24 | | |
| 285390 OTH INORGANIC COPM AMALGAMS | 1663 | 1663 | 147 | 147 |
| 290899 OTH SULPHONATED DER OF PHENOLS | 3342 | 3342 | 10538 | 10538 |
| 290911 DIETHYL ETHER | | | 190 | 190 |
| 290919 METHYL TERTIARY BUTYLE ETHER | 3818 | 3818 | 1383 | 1383 |
| 290920 CYCLANIC,CYC ETHER HALOGEN DER | 90 | 90 | 320 | 320 |
| 290930 AROMATIC ETHER HALOGEN SULPH'T | 14798 | 14798 | 3743 | 3743 |
| 290941 2,2-OXYDIETHANOL(DIETHYL GLYCL | 160174 | 160174 | 108300 | 108300 |
| 290943 MONOBUTYL ETHER,ETHYLEN GLYCOL | 15608 | 15608 | 12139 | 12139 |
| 290944 OTH INGREDIENTS FOR PESTICIDES | 23169 | 23169 | 47540 | 47540 |
| 290949 NITROSATED BASE PESTICIDES | 36778 | 36778 | 20996 | 20996 |
| 290950 ETHER-PHENOLS,ETHERALCH PHENOL | 8 | 8 | 11317 | 11317 |
| 290960 ALCH PEROXID,ETH PEROXID,KETON | 25254 | 25254 | 16114 | 16114 |
| 291010 OXIRANE (ETHYLENE OXIDE) | 4338 | 4338 | | |
| 291030 1-CHLORO-2,3-EPOXYPROPANE | 2719 | 2719 | 6999 | 6999 |
| 291090 OTH,EPOXIDE,EPOXYALCH,EPOXYPHL | 1981 | 1981 | | |
| 291100 ACETAL HEM/ACETAL,OXYFUNC HEL | 131 | 131 | 2513 | 2513 |
| 291211 METHANE WITHOUT OTH OXYGN FUNC | | | 2153 | 2153 |
| 291212 ETHANE WITHOUT OTH OXYGEN FUNC | 199 | 199 | | |
| 291219 OTH,ACYCLIC ALDEHYD W/O OTHOXY | 8090 | 8090 | 6515 | 6515 |
| 291229 OTH CYCLIC ALDEHYD W/O OXY FUN | 1870 | 1870 | 5168 | 5168 |
| 291241 VANILLIN(4-HYDROXY-3-METHOXYBZ | 9286 | 9286 | 4116 | 4116 |
| 291242 ETHYLVANILIN(3-ETHOXY-4HYDROXY | 717 | 717 | | |
| 291249 OTH ALDEHYDE-ETHER/PHENOL/OXYG | 387 | 387 | 578 | 578 |
| 291260 PARAFORMALDEHYDE | 1842 | 1842 | 3245 | 3245 |
| 291300 HALOGEN,SULPHONAT,NITRAT DERV | 16 | 16 | 8 | 8 |
| 291411 ACETONE | 15778 | 15778 | 3166 | 3166 |
| 291412 BUTANONE(METHYL ETHYL KETONE) | 28813 | 28813 | 12268 | 12268 |
| 291413 4-METHYLPENTAN-2-ONE | 596 | 596 | 199 | 199 |
| 291419 OTH,ACYCLIC KETONE W-OUT OXY-F | 29 | 29 | 57 | 57 |
| 291422 CYCLOHEXANONE,METHYLCYCLOHEXON | 22328 | 22328 | 4829 | 4829 |
| 291423 IONONES AND METHYLIONONES | | | 4364 | 4364 |
| 291429 ISOPHORONE | 3240 | 3240 | 5236 | 5236 |
| 291439 OTH,AROMATIC KETONE W/O OXYGEN | 173 | 173 | 1110 | 1110 |
| 291440 KETONE-ALCOHOL KETONE-ALDEHYDE | 10377 | 10377 | 1764 | 1764 |
| 291450 KETONE-PHENOL/KETONE W/O OXYGN | 358 | 358 | 29 | 29 |

Contd.

10.11 Imports by Economic Categories (Detail)

(In Thousand Rupees)

| Items | July, 2017 | From July, 2017 | July, 2016 | From July, 2016 |
|--|------------|-----------------|------------|-----------------|
| 291469 OTHER QUINONES | 208 | 208 | 1453 | 1453 |
| 291479 OTH HALGNAT,SULPH,NITRAT DERIV | 113 | 113 | 757 | 757 |
| 291899 OTH INGREDIENTS FOR PESTICIDES | 46206 | 46206 | 33565 | 33565 |
| 291990 OTH INGREDIENTS FOR PESTICIDES | 3749 | 3749 | 8517 | 8517 |
| 292019 OTH THIOPHOSPHORICESTERS, DERI | 161 | 161 | | |
| 292090 SULPHONIC ESTERS/DERIVATIVES | 33323 | 33323 | 11398 | 11398 |
| 292111 METHYLAMINE,DI/TRI & ITS SALT | 5697 | 5697 | 3560 | 3560 |
| 292119 PARAXYLIDINE SULFAMIC ACID | 8360 | 8360 | 2790 | 2790 |
| 292121 ETHYLENEDIAMINE AND ITS SALTS | 7335 | 7335 | 4311 | 4311 |
| 292122 HEXAMETHYLENEDIAMINE/ITS SALTS | | | 3657 | 3657 |
| 292129 ACETO ACETIC ORTHO ANISIDINE | 8809 | 8809 | 6558 | 6558 |
| 292130 CY-CLANIC,LENIC LOTERPENI/SALT | 11594 | 11594 | 11214 | 11214 |
| 292141 ANILINE | 2815 | 2815 | 2807 | 2807 |
| 292142 ANILINE DERIVATIVES/ITS SALT | 88704 | 88704 | 27725 | 27725 |
| 292143 OTH TOLUIDINE/DERIVATIV/SALT | 1858 | 1858 | | |
| 292144 DIPHENYLAMINE/ITS DERIV/SALT | 112 | 112 | | |
| 292145 SODIUM NAPHTHIONATE | 3339 | 3339 | 6870 | 6870 |
| 292149 OTH,AROMATIC MONOAMIN DER/SALT | 32262 | 32262 | 42781 | 42781 |
| 292151 DIAMINOTOLUENE BASE PESTICIDES | 102532 | 102532 | 58675 | 58675 |
| 292159 OTH AROMATIC POLYAMIN DER/SALT | 19113 | 19113 | 3170 | 3170 |
| 292211 MONOETHANOLAMINE AND ITS SALTS | 1372 | 1372 | 10330 | 10330 |
| 292212 DIETHANOLAMINE AND ITS SALTS | 8648 | 8648 | 2417 | 2417 |
| 292215 TRIETHANOLAMINE | 12164 | 12164 | 7958 | 7958 |
| 292217 METHYL & ETHYL DIETHANOLAMINE | 4226 | 4226 | | |
| 292219 N,N-DIMETHYL-2-AMINOETHANOL/SA | 108980 | 108980 | 129788 | 129788 |
| 292221 AMINOHYDROXYNEPHLENE ACID/SALT | 39042 | 39042 | 43418 | 43418 |
| 292229 OTH AMINO NAPHTHOL/PHENOL ETHER | 53616 | 53616 | 75732 | 75732 |
| 292239 OTH AMINO ALDEHYDES | 1633 | 1633 | 3929 | 3929 |
| 292241 LYSINE/ITS ESTER SALT THEREOF | 215238 | 215238 | 100854 | 100854 |
| 292242 MONOSODIUM GLUTAMATE | 158177 | 158177 | 217748 | 217748 |
| 292249 OTHER ALANINE | 378739 | 378739 | 316974 | 316974 |
| 292250 AMINO-ALCOH-PHENOLS,AMINO ACID | 200571 | 200571 | 103781 | 103781 |
| 292310 CHOLINE AND ITS SALTS | 1343 | 1343 | 1486 | 1486 |
| 292320 LECITHIN/OTH PHOSPHOAMINOLIPID | 18289 | 18289 | 18822 | 18822 |
| 292390 BETAIN | 47563 | 47563 | 72410 | 72410 |
| 292419 ACETAMIDE | 59732 | 59732 | 34287 | 34287 |
| 292421 UREINES/DERIV/SALT THEREOF | | | 2966 | 2966 |
| 292429 PARACETAMOLE | 242591 | 242591 | 176298 | 176298 |
| 292511 SACCHARIN AND ITS SALTS | 26572 | 26572 | 13379 | 13379 |
| 292519 OTH IMIDE/DERIV/SALT THROF | 10700 | 10700 | 220 | 220 |
| 292529 DIPHENYL-GUANIDINE | 70136 | 70136 | 52585 | 52585 |
| 292610 ACRYLONITRILE | 5663 | 5663 | | |
| 292620 1-CYANO GUANIDINE(DICYANDIAMIDE | 7346 | 7346 | 1123 | 1123 |
| 292690 ALPHACYANO,3-PHANOXYBENZYL ETC | 1393127 | 1393127 | 1365352 | 1365352 |
| 292700 BENZENE-DIAZONIUM CHLORIDE | 37583 | 37583 | 26842 | 26842 |
| 292800 PHENYL-HYDRAZINE | 8499 | 8499 | 6488 | 6488 |
| 292910 ISOCYANATES W-NITROGEN FUNCTIO | 901857 | 901857 | 125859 | 125859 |
| 350790 OTH ENZYMES/PREP ENZYMES | 284169 | 284169 | 214270 | 214270 |
| 360200 PREP EXPLOSIVE O/T POWDER | 37067 | 37067 | | |
| 381590 OTHER CATALYTIC PREPARATIONS | 227507 | 227507 | 35214 | 35214 |
| 401039 OTH TIMING BELT FOR VEH CH-87 | 23986 | 23986 | 7638 | 7638 |
| 401110 NEW PNEUM TYRES FOR MOTOR CARS | 508050 | 508050 | 475148 | 475148 |
| 401120 NEW PNEUM TYRES LIGHT TRUKS | 2397544 | 2397544 | 2084761 | 2084761 |
| 401130 NEW PNEUM TYRES RUB AIRCRAFTS | 52343 | 52343 | 20881 | 20881 |
| 401140 NEW PNEUM TYRE RUBB MOTORCYCLE | 2580 | 2580 | 822 | 822 |
| 401150 NEW PNEUM TYRE RUBB BICYCLES | 1532 | 1532 | 556 | 556 |
| 401170 TYRE AGRICULTURE VEH/MACHINE | 164970 | 164970 | 129501 | 129501 |
| 401180 TYRE INDUSTRIAL/CONST VEH/MACH | 7312 | 7312 | 5271 | 5271 |
| 401190 OTH TYRE NEW PNEUMATIC RUBBER | 95463 | 95463 | 116805 | 116805 |

Contd.

10.11 Imports by Economic Categories (Detail)

(In Thousand Rupees)

| Items | July, 2017 | From July, 2017 | July, 2016 | From July, 2016 |
|---------------------------------------|------------|-----------------|------------|-----------------|
| 401212 RETREATED TYRE FOR BUSES/LORRY | 54 | 54 | | |
| 401219 OTHER RETREATED TYRE OF RUBBER | | | 1242 | 1242 |
| 401290 OT FLPS FOR TYRES/TUBE H-8701 | 7692 | 7692 | 7027 | 7027 |
| 401310 INNER TUBES OF BUS/LORRY/TRUCK | 26677 | 26677 | 28230 | 28230 |
| 401320 INNER TUBES FOR BICYCLES | 644 | 644 | 1170 | 1170 |
| 420340 OTHER CLOTHING ACCESSORIES | 9821 | 9821 | 5027 | 5027 |
| 440290 OTH WOOD CHARCOAL NOT AGGLOMER | 265 | 265 | | |
| 440500 WOOD WOOL;WOOD FLOUR. | 173 | 173 | 1164 | 1164 |
| 440611 RAIL SLEEPER CON. WOOD,N-IMP | 150 | 150 | | |
| 440711 WOOD SAWN/CHIPPED OF PINE | 33196 | 33196 | | |
| 440712 WOOD SAWN/CHIPED OF FIR&SPRUCE | 23731 | 23731 | | |
| 440719 WOOD SAWN/CHIPED OTH CONIFER | 60320 | 60320 | | |
| 440725 TROPICAL WOOD DARK RED MERANTI | 30607 | 30607 | 7613 | 7613 |
| 440726 TROPICAL WOOD WHITE LAUAN ECC | 29960 | 29960 | 9637 | 9637 |
| 440727 SAPELLI | | | 2763 | 2763 |
| 440729 OTH TROPICAL WOOD NON-CONF SAW | 403457 | 403457 | 375035 | 375035 |
| 440791 OAK WOOD,SWAN/CHIPPED LEN WISE | 1479 | 1479 | | |
| 440792 BEECH WOOD SWAN/CHIPPED L/WISE | 11461 | 11461 | 5996 | 5996 |
| 440795 OTH TROPICAL WOOD OF ASH | 113348 | 113348 | 76130 | 76130 |
| 440890 WOOD STATE | 9149 | 9149 | 5899 | 5899 |
| 440910 WOOD CONIFEROUS SPECIES SHAPED | 11 | 11 | | |
| 440921 WOOD NON-CONIFEROUS OF BAMBOO | | | 850 | 850 |
| 440922 NON CONIFEROUS TROPICAL WOOD | 500 | 500 | | |
| 441700 BOOT & SHOE LASTS OF WOOD | 1543 | 1543 | 1466 | 1466 |
| 441820 DOORS FRAMES AND THERSHOLDS | 21634 | 21634 | 4922 | 4922 |
| 441840 SHUTTERING FOR CONCRETE C/WORK | 11306 | 11306 | 78 | 78 |
| 441874 ASSE FLOOR PANEL(MOASIC FLOOR) | | | 8 | 8 |
| 441879 OTH ASSEMBLED FLOORING PANELS | 7978 | 7978 | 894 | 894 |
| 551694 W-FAB ART FIB<85%WT O/FIB PTIN | 211825 | 211825 | 248018 | 248018 |
| 560121 OTH ARTICLES OF COTTON WADDING | 2635 | 2635 | 185 | 185 |
| 560122 OTH WADDING OF MAN-MADE FIBRES | 1108 | 1108 | 40 | 40 |
| 560129 OTHER, WADDING ARTICLES | 533 | 533 | 3660 | 3660 |
| 560600 GIMPED YARN,AND STRIP AND LIVE | 42784 | 42784 | 36608 | 36608 |
| 560721 BINDER/BALER TWINE OF SISAL | 7 | 7 | 2052 | 2052 |
| 560729 OTH,TWINE,CORDAGE,ROPE&CABLE | 1742 | 1742 | 2697 | 2697 |
| 560741 BINDER/BALER TWINE OF POLYTHNE | 2456 | 2456 | 2745 | 2745 |
| 560749 OTH TWINE,CORDAGE,ROP,CAB POLY | 21043 | 21043 | 19893 | 19893 |
| 560750 TWINE,CORDAGE,ROPE,OTH SYN FIB | 5348 | 5348 | 8494 | 8494 |
| 560790 OTH,TWINE,CORDAGE,ROPE & CABLE | 9180 | 9180 | 3679 | 3679 |
| 560811 FISHING NETS MAN-MADE TEX MAT | 34733 | 34733 | 31485 | 31485 |
| 560819 OTH, MADE UP NETS OF TEX MAT | 20136 | 20136 | 10374 | 10374 |
| 560890 OTH,NOTTED NETS/NETTING ROPE | 11178 | 11178 | 2699 | 2699 |
| 591000 TRANSMISON CONYOR BELT TEX MAT | 31698 | 31698 | 6931 | 6931 |
| 591110 TEX FAB,FELT & FELT-LINED FAB. | 25636 | 25636 | 21476 | 21476 |
| 591120 BOLTING CLOTH,WHET/NOT MADE UP | 4091 | 4091 | 6457 | 6457 |
| 591131 TEX FAB & FELTS,< 650G/SQM . | 10611 | 10611 | 6489 | 6489 |
| 591132 TEX FAB & FELTS,>O650G/SQM . | 54645 | 54645 | 36639 | 36639 |
| 591140 STRAINING CLOTH USEDOIL PRESS | 239 | 239 | 942 | 942 |
| 670490 WIGS,BEARD,EYE-BROW OF OTH MAT | 352 | 352 | | |
| 680100 ARTICLE OF STONE PLAS CEMET | 11 | 11 | 1102 | 1102 |
| 680210 TILES CUBES AND SIMILAR ARTICL | 53 | 53 | | |
| 680221 MARBLE,TRAVETINE & AIABASTER | 16022 | 16022 | 29975 | 29975 |
| 680223 GRANITE | 83924 | 83924 | 82848 | 82848 |
| 680229 OTHER BUILDING STONE CUT/SAWN | 215 | 215 | | |
| 680291 OTH MARBL TRAVERTIN&ALABASTER | 19365 | 19365 | 2941 | 2941 |
| 680293 OTHER GRANITE | 56808 | 56808 | 10509 | 10509 |
| 680299 OTHER STONE | 9696 | 9696 | 2828 | 2828 |
| 680690 OTH ARTICLE OF HEAT INSULATING | 18231 | 18231 | 1142 | 1142 |
| 680710 ARTICLE OF ASPHALT IN ROLL | 13778 | 13778 | 3364 | 3364 |

Contd.

10.11 Imports by Economic Categories (Detail)

(In Thousand Rupees)

| Items | July, 2017 | From July, 2017 | July, 2016 | From July, 2016 |
|---------------------------------------|------------|-----------------|------------|-----------------|
| 680790 OTH ARTICLE OF ASPHALT MATERL | 37 | 37 | 33 | 33 |
| 681099 OTH ARTICLE OF CEMENT | 21534 | 21534 | 606 | 606 |
| 681140 ARTICLES CONTAINING ASBESTOS | 6469 | 6469 | | |
| 681181 CORRUGATED SHT NOT CON ASBESTO | 4225 | 4225 | 2315 | 2315 |
| 681182 O-SHT,PANEL,TILES,NOT CON ASBE | 13527 | 13527 | 8396 | 8396 |
| 681599 ONYX (MARBLES) | 3173 | 3173 | 3916 | 3916 |
| 690100 BRICK , TILE OF SILI FOSSIL | 34 | 34 | 23 | 23 |
| 690210 REF BRICK,TILE>50%MG,CA<=1600C | 88760 | 88760 | 73881 | 73881 |
| 690220 CERAMIC>50%SILICA,ALUM<=1600C | 26398 | 26398 | 33136 | 33136 |
| 690390 REFRACTRY PROD,INCL OVAN,KILN | 20365 | 20365 | 12818 | 12818 |
| 690410 CERAMIC BUILDING BRICKS | 2382 | 2382 | | |
| 690490 OTH C/FLOORING BLOCKS F/TILE | 4606 | 4606 | 77 | 77 |
| 690510 ROOFING TILES | 303 | 303 | | |
| 690590 OTH CHIMNEY-POTS,COWLS,ETC. | 31 | 31 | 7601 | 7601 |
| 690600 CERAMIC PIPES CONDUITS&FITING | 22 | 22 | | |
| 690721 TILES POLISHED WAT AB 0.5% | 1132142 | 1132142 | 410591 | 410591 |
| 690722 TILE POLISHED WAT AB >0.5%<10% | 593088 | 593088 | | |
| 690730 MOSAIC CUBES AND SIMLAR ARTICL | 91 | 91 | 175 | 175 |
| 691490 OTH CERAMIC ARTICLES O/TH PORN | 622 | 622 | 1889 | 1889 |
| 700210 BALLS IN GLASS UNWORKED | 13290 | 13290 | 76 | 76 |
| 700232 TUBE OF OTH GLASS UNWORKED | 640 | 640 | | |
| 700239 NEUTRAL GLASS TUBING MFG AMPOU | 67806 | 67806 | 24808 | 24808 |
| 700312 NON-WIRED SHEETS COLOURED,FLAS | 6801 | 6801 | 6911 | 6911 |
| 700319 OTH NON WIRED SHEETS OF GLASS | 5682 | 5682 | 6022 | 6022 |
| 700320 WIRED SHEETS GLASS | 339 | 339 | | |
| 700420 GLASS COLOURED OPACIFIED FLASH | 5 | 5 | | |
| 700490 OTHER GLASS | 19745 | 19745 | 11606 | 11606 |
| 700510 NON-WIRED GLASS HAVE ABSORBENT | 31406 | 31406 | 22489 | 22489 |
| 700521 NON-WIRED GLASS COLOURED,OP/FE | 20431 | 20431 | 12533 | 12533 |
| 700529 OTHER, NON-WIRED GLASS | 15499 | 15499 | 12076 | 12076 |
| 700600 GLASS PLATE WORKED NOT FRAMED | 52938 | 52938 | 11585 | 11585 |
| 700711 REAR/WIN GLAS VEH H- 87043190 | 65366 | 65366 | 30503 | 30503 |
| 700719 OTH THOUGHENED SAFTY GLASS | 51897 | 51897 | 42226 | 42226 |
| 700721 LAMINA SAFETY GLAS H-87043190 | 26204 | 26204 | 5028 | 5028 |
| 700729 OTHER, LIMINATED SAFETY GLASS | 46320 | 46320 | 16097 | 16097 |
| 701090 OTH CARBOYS BOTT,FLASK,JAR,POT | 97009 | 97009 | 113458 | 113458 |
| 701110 FOR ELECTRIC LIGHTING | 1897 | 1897 | 6063 | 6063 |
| 701120 FOR CATHODE-RAY TUBES | | | 168 | 168 |
| 701400 GLASS HEAD LAMPS VEH H- 87.11 | 937 | 937 | 101 | 101 |
| 701510 GLASS FOR CORRECTIVE SPECTACLE | | | 6 | 6 |
| 701610 GLASS CUBES/OTH SMALLWARE | 1196 | 1196 | 3897 | 3897 |
| 701919 OTH YARN OF GLASS FIBRE/THREAD | 7857 | 7857 | 10555 | 10555 |
| 701931 GLASS MATS | 63524 | 63524 | 37040 | 37040 |
| 701932 THIN SHEETS (VOILES) | 138935 | 138935 | 75650 | 75650 |
| 701959 OTH WOVEN FABRICS | 4774 | 4774 | 1062 | 1062 |
| 710490 OTH SYN/RECONSTI SEM/PRE STONE | 8993 | 8993 | | |
| 711890 OTHER COIN | 119 | 119 | 11771 | 11771 |
| 720110 NON-ALLOY PIG IRON<0.5% PHOSP | 95927 | 95927 | 102067 | 102067 |
| 720211 FERRO-MANGANESE CONT 2% CARBON | 136456 | 136456 | 55660 | 55660 |
| 720219 OTH FERRO-MANGANESE | 91 | 91 | | |
| 720221 FERRO-SLICON CONT >55% SILICON | 43675 | 43675 | 68420 | 68420 |
| 720229 OTH FERRO-SILICON | 13541 | 13541 | 16215 | 16215 |
| 720230 FERRO-SILICO-MANGANESE | 508138 | 508138 | 61365 | 61365 |
| 720241 FERRO-CHROMIUM CONT >4% CARBON | 3342 | 3342 | 627 | 627 |
| 720249 OTH FERRO-CHROMIUM | 2113 | 2113 | 842 | 842 |
| 720270 FERRO-MOLYBDENUM | 53 | 53 | 859 | 859 |
| 720280 FERRO-TUNGSTEN&FERRO-SIL-TUNGS | 796 | 796 | 400 | 400 |
| 720293 FERRO-NIOBIUM | 1000 | 1000 | | |
| 720299 OTHER FERRO-ALLOYS | 2154 | 2154 | | |

Contd.

10.11 Imports by Economic Categories (Detail)

(In Thousand Rupees)

| Items | July, 2017 | From July, 2017 | July, 2016 | From July, 2016 |
|--|------------|-----------------|------------|-----------------|
| 720390 OTH FERROUS PRODUCTS | 109 | 109 | | |
| 720410 WASTE/SCRAP C.IRON RE-ROLLABLE | 28013 | 28013 | 9016 | 9016 |
| 720421 WASTE/SCRAP OF STAINLESS STEEL | 10282 | 10282 | 9610 | 9610 |
| 720429 WASTE/SCRAP OF OTH ALLOY STEEL | 53 | 53 | 27 | 27 |
| 720430 WASTE/SCRAP TINNED IRON/STL | 375022 | 375022 | 187339 | 187339 |
| 720441 TURNING,SHAVING,MILLING WASTE | 6604139 | 6604139 | 2960444 | 2960444 |
| 720449 OTH RE-ROLLABLE WASTE /SCRAP | 8041085 | 8041085 | 3451514 | 3451514 |
| 720450 REMELTING SCRAP INGOTS | 1462 | 1462 | 4173 | 4173 |
| 720510 GRANULES OF PIG IRON | 2454 | 2454 | 3515 | 3515 |
| 720521 POWDERS OF ALLOY STEEL | 679 | 679 | | |
| 720529 OTH POWDER PIG IRON&SP IRON/ST | 7342 | 7342 | 3658 | 3658 |
| 720610 INGOTS OF IRON ON STEEL. | | | 8866 | 8866 |
| 720711 BILLETS RECT/SQUAR IRON/NA.STL | 3524 | 3524 | 71420 | 71420 |
| 720712 OTH BILLETS RECT EXCL SQUA I/S | | | 50120 | 50120 |
| 721790 OTH WIRE OF IRON/NON-ALOY-STEEL | 22444 | 22444 | 8934 | 8934 |
| 722300 WIRE OF STAINLESS STEEL | 19396 | 19396 | 13782 | 13782 |
| 732599 OTH CAST ARTI OF I/S NES | 95121 | 95121 | 7141 | 7141 |
| 732611 GRIND BALL&SIMI ARTI FOR MILLS | 28087 | 28087 | | |
| 732690 OTHER X-FILM HANGERS | 807740 | 807740 | 522378 | 522378 |
| 740311 REFIN COPPER,CATHODES&SECTIN | 622095 | 622095 | 554290 | 554290 |
| 740312 REFINED COPPER WIRE-BARS | | | 32 | 32 |
| 740319 OTHER, REFINED COPPER | 3874 | 3874 | 499 | 499 |
| 740321 COPPER-ZINC BASE ALLOYS(BRASS) | 468 | 468 | | |
| 740322 COPPER-TIN BASE ALLOY (BRONZE) | 3971 | 3971 | | |
| 740329 OTH COPPER ALLOYS(O/T H-74.05) | 1953 | 1953 | 863 | 863 |
| 740400 BRASS SCRAP | 140183 | 140183 | 111392 | 111392 |
| 741999 COPPER SPRINGS | 6545 | 6545 | 8424 | 8424 |
| 750210 NICKEL, NOT ALLOYED | 94950 | 94950 | 62453 | 62453 |
| 750220 NICKEL ALLOYS | | | 309 | 309 |
| 750890 NICKLE ROTARY PRINTING SCREEN | 64450 | 64450 | 55999 | 55999 |
| 760110 ALUMINIUM, NOT ALLOYED | 439592 | 439592 | 569624 | 569624 |
| 760120 ALUMINIUM ALLOYS | 338167 | 338167 | 221725 | 221725 |
| 761699 CASING,FORGING ROUGH STAT ALUM | 65019 | 65019 | 28213 | 28213 |
| 780110 REFINED UN-WROUGHT LEAD | 1257590 | 1257590 | 877861 | 877861 |
| 780191 OTH UNWROUGHT LEAD CON ANTIMON | 36618 | 36618 | 33111 | 33111 |
| 780199 OTH UNREFIND LEAD&LEAD ALLOYED | 21362 | 21362 | 14035 | 14035 |
| 780600 WIRE OF LEAD | 2409 | 2409 | 3700 | 3700 |
| 790111 ZINC NOT ALLOYED WT=>99.99% | 690631 | 690631 | 152666 | 152666 |
| 790112 ZINC NOT ALLOYED WT < 99.99% | 14038 | 14038 | | |
| 790120 ZINC ALLOYS | 103552 | 103552 | 159131 | 159131 |
| 790700 ZINC SLUGS FOR DRY BAT CEL CON | 11476 | 11476 | 6752 | 6752 |
| 800110 TIN, NOT ALLOYED | 55088 | 55088 | 8241 | 8241 |
| 800120 TIN ALLOYS | 770 | 770 | | |
| 800700 TIN PLAT, SHET,STRIP TH>0.2MM | | | 33 | 33 |
| 810110 TUNGSTEN POWDERS | 276 | 276 | | |
| 810196 OTHER WIRE OF TUNGSTEN | 4228 | 4228 | 1458 | 1458 |
| 810199 BAR/ROD,PLA,SHET,FOIL TUNGSTEN | 463 | 463 | 514 | 514 |
| 810390 OTH TANTALUM&ARTICLES THEREOF | | | 313 | 313 |
| 810590 OTH INTERMEDIATE PRO OF COBALT | 10468 | 10468 | | |
| 810890 OTH TITANIUM WROUGHT&ARTICLES | 721 | 721 | 10990 | 10990 |
| 810920 UNWROUGHT ZIRCONIUM POWDER | 62 | 62 | | |
| 811010 UNWROUGHT ANTIMONY POWDER | 118395 | 118395 | 121047 | 121047 |
| 811100 MANGANES&ARTCL INC WASTE&SCRAP | 202 | 202 | 137 | 137 |
| 811229 OTH UNWROUG CHROMIUM INCL WAST | 221 | 221 | 142 | 142 |
| 961900 DIAPERS FOR ADULTS WT EXC.25KG | 982791 | 982791 | 610453 | 610453 |

Contd.

10.11 Imports by Economic Categories (Detail)

(In Thousand Rupees)

| Items | July, 2017 | From July, 2017 | July, 2016 | From July, 2016 |
|---------------------------------------|------------------|------------------|-------------------|------------------|
| 3. CAPITAL GOODS TOTAL | 174515614 | 174515614 | 120655356* | 120655356 |
| 010619 OTHER MAMMALS | 2198 | 2198 | 3532 | 3532 |
| 010632 PSITTACIFORMES(INCL.PARROTS) | 6774 | 6774 | 2981 | 2981 |
| 010633 OSTRICHES,EMUS(DROMAIUSNOVAEH) | 1083 | 1083 | 648 | 648 |
| 010639 OTHER BIRDS | 2341 | 2341 | 15 | 15 |
| 010641 BEES | 1 | 1 | | |
| 010690 OTHER LIVES ANIMALS | | | 2920 | 2920 |
| 621790 PARTS OF GAR/CLOTH ACCESSORI | 113 | 113 | 766 | 766 |
| 680410 MILL STONE AND GRIND STON MIL | 32914 | 32914 | 26822 | 26822 |
| 680421 OTH MILLSTONE OF AGGLOMER SYNT | 6697 | 6697 | 5234 | 5234 |
| 680422 MILL STONE AND GRIND STONE/OTH | 126314 | 126314 | 93574 | 93574 |
| 680423 OTH MILLSTONE OF NATURAL STONE | 7013 | 7013 | 6153 | 6153 |
| 680430 HAND SHARPENING POLISH STONE | 9738 | 9738 | 4879 | 4879 |
| 680510 BASE OF WOVEN TEXTILE FABRICS | 39360 | 39360 | 20608 | 20608 |
| 680520 ON BASE OF PAPER OR PAPERBOARD | 31591 | 31591 | 23820 | 23820 |
| 680530 ON BASE OF OTHER MATERIALS | 32718 | 32718 | 43179 | 43179 |
| 680610 SLAG WOOL ROCKWOOL MINERAL WOL | 54525 | 54525 | 2470 | 2470 |
| 680620 EXFOLIATED VERMICULITE EXPEND | 2539 | 2539 | 12 | 12 |
| 680800 PANELS,BOARDS,TILES BLOCKS ETC | 581 | 581 | 2580 | 2580 |
| 680911 BOARDS,SHEETS,PANELS,TILES ETC | 17396 | 17396 | 18524 | 18524 |
| 680919 OTH BOARDS,SHEETS,PANELS OF PL | 6323 | 6323 | | |
| 680990 INDUSTRIAL MOULDS OF PLASTER | 45 | 45 | 232 | 232 |
| 681011 BUILD BLOCK,BRICK OF CEMENT | | | 393 | 393 |
| 681019 OTH ARTICLE TILE,FLAGSTONE ETC | 16010 | 16010 | 1885 | 1885 |
| 681189 OTH ARTICLES NOT CON ASBESTOES | 1023 | 1023 | 633 | 633 |
| 681293 COMPRESSD ASBESTOS FIB JOINING | 18087 | 18087 | 14834 | 14834 |
| 681299 O-ARTI OF FABRICA ASBESTOS FIB | 743 | 743 | 304 | 304 |
| 681320 FRICTION MAT ASBESTOS H87-11 | 15105 | 15105 | 15614 | 15614 |
| 681381 BRAKE LININGS&PADS VEH-H-8711 | 70518 | 70518 | 47007 | 47007 |
| 681389 O-BRAKE LINE&PADS NOT CON ASBE | 4782 | 4782 | 1122 | 1122 |
| 681410 PLATES,SHEETS STRIPS OF AGLOM | 1268 | 1268 | 359 | 359 |
| 681510 NON ELE ARTICLE OF GRAPHITE | 14778 | 14778 | 5438 | 5438 |
| 681520 ARTICLE OF PEAT | 153 | 153 | 78 | 78 |
| 690290 REF.BRICK,BLOCK,TILE TEMP1600C | 1941 | 1941 | 3410 | 3410 |
| 690310 CERAMIC CON>50% GRAPHITE,CARB | 9593 | 9593 | 18407 | 18407 |
| 690320 COLD TUNDISH LINING SLIDE GATE | 32478 | 32478 | 13611 | 13611 |
| 690723 TILES POLISHED WAT AB >10% | 218724 | 218724 | 1143670 | 1143670 |
| 690740 FINSHING CEREMICS | 19911 | 19911 | 3741 | 3741 |
| 690911 LAB CERM WARE PORCELAIN/CHINA | 1050 | 1050 | 1408 | 1408 |
| 690919 LAB CERAMIC WARE CHM/TECH USE | 49418 | 49418 | 3089 | 3089 |
| 690990 OTH CERAMIC WARES AND SIMILARS | 1709 | 1709 | 340 | 340 |
| 691010 WASH BASIN, CERAMIC | 93879 | 93879 | 40320 | 40320 |
| 691390 OTH STATUTTETS, ORNAMENT | 1637 | 1637 | | |
| 691410 OTH CERAMIC ARTICLES OF PORCEL | 517 | 517 | 211 | 211 |
| 710812 OTH UN-WRT GOLD 5kg&>N-MONETAR | 220652 | 220652 | 132686 | 132686 |
| 710813 OTH SEMI-MANUF GOLD 5kg&ABOVE | 75 | 75 | | |
| 710820 MONETARY GOLD 5kg OR ABOVE | 18262 | 18262 | 31903 | 31903 |
| 711810 COIN (O/T GOLD),NOT LEGAL TEND | 28 | 28 | | |
| 720720 IRON/ST.CROS SECT.165 X 165 MM | 47542 | 47542 | | |
| 720810 COILS SECONDRY QUALITY I/S HR | 50467 | 50467 | 59475 | 59475 |
| 720825 OTH C-HR I/S 4.75mm SECON QUAL | 7328 | 7328 | 1938 | 1938 |
| 720826 OTH C-HR TH3-4.75mm S-QLTY I/S | 8172 | 8172 | 8215 | 8215 |
| 720827 OTH C-HR I/NA.S TH<3mm SE QLTY | 3019 | 3019 | | |
| 720836 OTH C-HR I/S TH<10mm SEC-QLTY | | | 23121 | 23121 |
| 720837 OTH C-HR I/S TH<4.75-10mm S-Q | 12876 | 12876 | 1937 | 1937 |
| 720838 OTH C-HR I/NA-S TH3-4.75mm S-Q | 59739 | 59739 | | |
| 720839 OTH C-HR I/NA-S TH<3 mm S-QLTY | 1723502 | 1723502 | 501043 | 501043 |
| 720840 SEC QLTY HOT ROLL IR/NA-STEEL | 10284 | 10284 | 116645 | 116645 |

Contd.

10.11 Imports by Economic Categories (Detail)

(In Thousand Rupees)

| Items | July, 2017 | From July, 2017 | July, 2016 | From July, 2016 |
|---------------------------------------|------------|-----------------|------------|-----------------|
| 720851 OTH SEC QLTY IS-HR,TH>10MM | 466122 | 466122 | 35000 | 35000 |
| 720852 OTH SEC QLTY I/S HR,TH>4.75-10 | 112078 | 112078 | 1625 | 1625 |
| 720853 OTH S.QLTY I/S HR,TH>3-4.75MM | 18435 | 18435 | 4633 | 4633 |
| 720854 OTH S.QLTY I/S,TH<3MM H-ROLL | 9471 | 9471 | 10424 | 10424 |
| 720890 OTH FLT-ROL PROD S.QLTY HR>600 | 14446 | 14446 | 19263 | 19263 |
| 720915 COIL I/NA-S CR TH 3mm/> S-QLTY | 10549 | 10549 | 40528 | 40528 |
| 720916 COIL I/NA-S CR TH 1-3mm S-Q | 403836 | 403836 | 863301 | 863301 |
| 720917 COIL CR I/NA-S TH 0.5-1mm S-Q | 157155 | 157155 | 494482 | 494482 |
| 720918 COIL CR I/NA-ST TH< 0.5mm S-Q | 260253 | 260253 | 180127 | 180127 |
| 720925 S.QLTY C-ROL I/S TH 3MM/MORE | 3907 | 3907 | 1903 | 1903 |
| 720926 S.QLTY I/S C-ROL TH>1MMBUT<3MM | 103981 | 103981 | 44527 | 44527 |
| 720927 S.QLTY I/S C-ROL TH 0.5 MM-1MM | 191823 | 191823 | 162998 | 162998 |
| 720928 S.QLTY I/S COLD-ROL TH<0.5 MM | 22741 | 22741 | 6978 | 6978 |
| 720990 S.QLTY FLT-ROL PROD I/S WD>600 | 65435 | 65435 | 43534 | 43534 |
| 721011 I/S PLAT/COAT TIN 0.5MM/> S-QU | 272 | 272 | 1319 | 1319 |
| 721012 I/STL PLAT/COAT TIN<0.5MM S-QU | 324410 | 324410 | 372051 | 372051 |
| 721020 FR I/NA-S P/C LEAD TH600mm S-Q | | | 56 | 56 |
| 721030 FR I/NA-S ELECTRO P/C ZINC S-Q | 382204 | 382204 | 295242 | 295242 |
| 721041 FR I/NA-S P/C ZINC CORRUGA S-Q | 4484 | 4484 | 1532 | 1532 |
| 721049 OTH FR I/NA-S P/C ZINC S/QLTY | 526177 | 526177 | 1135581 | 1135581 |
| 721050 F-ROL I/ST COAT CHRO OXIDE S-Q | 121799 | 121799 | 29498 | 29498 |
| 721061 FR I/NA-S P/C ALUM-ZINC AL S-Q | 179871 | 179871 | 54769 | 54769 |
| 721069 OTH FR I/NA-S P/C ALUM S-QUALI | 11300 | 11300 | | |
| 721070 VCM COATED SHEET TH 0.5MM/LESS | 1383286 | 1383286 | 277408 | 277408 |
| 721090 OTH FR I/NA-S PLASTI COTED S-Q | 64250 | 64250 | | |
| 721114 FR I/NA-S HR WD>150 TH4.75 S-Q | 31583 | 31583 | 15025 | 15025 |
| 721119 COLD ROLL STL STRIP TH<0.5MM | 209483 | 209483 | 19378 | 19378 |
| 721123 FR I/NA-S CR W<600 C.25% S-Q | | | 7738 | 7738 |
| 721129 OT FR I/NA-S CR W<600 C.25%S-Q | 44537 | 44537 | 11964 | 11964 |
| 721190 OTH FR I/NA-S WD<600mm S-QLT | 133001 | 133001 | 38400 | 38400 |
| 721220 FRP I/NA-STL ELE-PL/CO W-ZINK | 28090 | 28090 | 9277 | 9277 |
| 721230 FR I/NA-S P/C ZINC W<600mm S-Q | 171 | 171 | 1168 | 1168 |
| 721240 FR I/S PLASTIC COT W<600mm S-Q | 2018 | 2018 | 2343 | 2343 |
| 721250 FR I/NA-S OTH-WISE P/C S-QLTY | 100 | 100 | 1791 | 1791 |
| 721260 FR I/NA-S CLAD WD<600mm S-QLTY | 43 | 43 | | |
| 721310 BAR&ROD I/NA-S HR(RIBS,GRO)S-Q | 218814 | 218814 | 20198 | 20198 |
| 721391 OT BAR&ROD HR I/S DIA<14mm S-Q | 434888 | 434888 | 141752 | 141752 |
| 721399 OTH BAR&ROD I/S HR IN-COIL S-Q | 300670 | 300670 | | |
| 721410 OTH BAR&ROD I/S HR FORGED S-Q | 550 | 550 | 78643 | 78643 |
| 721420 FORGED BAR/ROD I/S SEC QUALITY | 415800 | 415800 | 165990 | 165990 |
| 721430 OTH B/ROD FREE CUT STL HR S-Q | 8219 | 8219 | 2866 | 2866 |
| 721499 OTH B/ROD I/S HR TWISTED S-QUA | 53420 | 53420 | 770 | 770 |
| 721510 OT B/ROD FRE CUT STL COLD S-Q | 7166 | 7166 | 11626 | 11626 |
| 721550 OTH BAR&ROD I/S COL-FIN S-QLTY | 5682 | 5682 | 2718 | 2718 |
| 721590 OTH BAR&ROD I/NA-S SEC-QUALITY | 4474 | 4474 | 290 | 290 |
| 721610 U,I,H SECTIONS H-ROL HIGH<80MM | 12620 | 12620 | 142 | 142 |
| 721621 L SEC H/ROL HT<80 MM 1/NA STEL | 15560 | 15560 | 2525 | 2525 |
| 721622 T SEC H/ROL HT<80 MM 1/NA STEL | 302 | 302 | | |
| 721631 U.SEC HT>150MM H-ROL I/NA STEL | 23930 | 23930 | 11100 | 11100 |
| 721632 I SEC H-ROL I/NA STL HT>200 MM | 96521 | 96521 | 20820 | 20820 |
| 721633 H SEC HT>250MM H-ROL I/NA STEL | 38311 | 38311 | 2529 | 2529 |
| 721640 L&T SEC H-ROL HT150M I/NA STEL | 33 | 33 | 1080 | 1080 |
| 721650 OTH ANGLE/SHAPE SEC HOT H/ROL | | | 685 | 685 |
| 721661 ANGLE/SHAPE SEC COLD/ROLL | 102 | 102 | | |
| 721669 OTH ANGLE/SHAPE SEC I/S C-ROLL | 50 | 50 | | |
| 721691 OTH C/FORM I/ST FLAT ROL PROD | | | 90 | 90 |
| 721699 OTH ANGLE/SHAPE SEC IRON/STEEL | 11828 | 11828 | 377 | 377 |
| 721710 WIRE OF I/S NOT PLATED/COATED | 30829 | 30829 | 7675 | 7675 |
| 721720 WIRE OF I/S PLATED/COAT W/ZINC | 11824 | 11824 | 21184 | 21184 |

Contd.

10.11 Imports by Economic Categories (Detail)

(In Thousand Rupees)

| Items | July, 2017 | From July, 2017 | July, 2016 | From July, 2016 |
|--|------------|-----------------|------------|-----------------|
| 721730 WIRE I/S PLA/COT,MFG AUTO TYRE | 42734 | 42734 | 46485 | 46485 |
| 721911 F/ROL PROD ST/STEEL HR TH>10MM | | | 393 | 393 |
| 721912 COILS ST/STEL-HR TH>4.75-10MM | 4632 | 4632 | 5119 | 5119 |
| 721913 COILS ST/STEL-HR TH>3MM-4.75MM | 1171 | 1171 | 1613 | 1613 |
| 721914 COILS ST/STEL-HR TH>3MM | 4537 | 4537 | 5293 | 5293 |
| 721921 COILS ST/STEL-HR TH>10MM | 52795 | 52795 | | |
| 721922 COILS ST/STEL-HR TH>4.75-10MM | 23494 | 23494 | 235613 | 235613 |
| 721923 COIL S-STL W-700mm/>,TH-<4mm | 14404 | 14404 | | |
| 721924 COIL S-STL W-700mm/>,TH-<3mm | 12255 | 12255 | | |
| 721931 COILS ST/STEL-CR-TH >4.75 MM | 869 | 869 | 14008 | 14008 |
| 721932 COIL,S-STL,TH-4mm,W-700mm,CR | 17863 | 17863 | 15219 | 15219 |
| 721933 COIL S-STL,TH-1-3mm W-700mm,CR | 226965 | 226965 | 148962 | 148962 |
| 721934 CL,S-STL,TH-0.5-1mm,W-700mm,CR | 218978 | 218978 | 87743 | 87743 |
| 721935 COIL,S-STL,TH-<.5mm,W-700mm,CR | 243056 | 243056 | 169391 | 169391 |
| 721990 O SHET CIR SHAPE ALL SIZE S-ST | 547509 | 547509 | 462593 | 462593 |
| 722012 FRP,S-STL,W< 600mm,TH 4 mm,HR | 2847 | 2847 | 4146 | 4146 |
| 722020 FRP,S-STL,W< 600mm,TH 4 mm,CR | 29337 | 29337 | 27524 | 27524 |
| 722090 OTH FRP,S-STL,W< 600mm,TH 4 mm | 15572 | 15572 | 11526 | 11526 |
| 722100 B&R,HR, IWC,S-STL,W-50-200 mm | | | 365 | 365 |
| 722211 BAR/ROD ST/ST NFW H/ROL CC/SEC | 34067 | 34067 | 20000 | 20000 |
| 722219 OTH BAR/ROD ST/ST NFW HOT/DRWN | 512 | 512 | 194 | 194 |
| 722220 BAR/ROD ST/ST NFW C/FOR,C/FIN | 9899 | 9899 | 5940 | 5940 |
| 722230 OTH BAR/ROD OF STAINLESS STEEL | 43182 | 43182 | 42210 | 42210 |
| 722240 ANGLE/SHAPES&SECTION ST/STEEL | 4382 | 4382 | 8968 | 8968 |
| 722490 OTH SEMI-FIN PROD OTH A/STEEL | 43150 | 43150 | 36859 | 36859 |
| 722511 GRAIN-ORIE. SIL-EL-STL.W-600MM | 49593 | 49593 | 107519 | 107519 |
| 722519 OTH F/ROL PROD SIL-ELEC-STEEL | 53932 | 53932 | 48595 | 48595 |
| 722530 OTH NFW HOT/ROLLED IN COILS | 3334010 | 3334010 | 2869749 | 2869749 |
| 722540 OTH NFW HOT/ROLLED NOT IN COIL | 456697 | 456697 | 409882 | 409882 |
| 722592 FLATROLLED PROD O/W ZINC PLATE | 1526 | 1526 | 159 | 159 |
| 722599 OTH F/ROL PROD OTH ALLOY STEEL | 11355 | 11355 | 9286 | 9286 |
| 722611 GRAIN-ORIE. SIL-EL-STL.W<600MM | 3610 | 3610 | 17671 | 17671 |
| 722619 OTH FLAT ROLL\PROD SILICON E/S | 80770 | 80770 | | |
| 722691 OTH FLATROL PROD NETWORK HOT/R | 1519 | 1519 | 1180 | 1180 |
| 722692 OTH F/ROLL PROD NETWORK COLD/R | 23100 | 23100 | 28378 | 28378 |
| 722790 OTH BAR/ROD H/ROLL W/COIL A/ST | 834654 | 834654 | 165731 | 165731 |
| 722810 BAR/RODS OF HIGH SPEED STEEL | | | 4118 | 4118 |
| 722820 SPRING STEEL(SUP-9&EQUIVALENT) | 7890 | 7890 | 2232 | 2232 |
| 722830 CASE HARDENING STEEL | 217592 | 217592 | 391504 | 391504 |
| 722840 OTH BAR/ROD NOWORK FORGED | 8191 | 8191 | 115 | 115 |
| 722850 OTH BAR/ROD NOWORK C/FOR,C/F | 2333 | 2333 | 15868 | 15868 |
| 722860 OTH BAR/ROD ALLOY STEEL NES | 186693 | 186693 | 7469 | 7469 |
| 722870 ANGLES, SHAPES AND SECTIONS | 2245 | 2245 | 75937 | 75937 |
| 722880 HOLLOW DRILL BARS AND RODS | 1998 | 1998 | 239 | 239 |
| 722990 OTH,WIRE OF OTHER ALLOY STEEL | 17467 | 17467 | 10615 | 10615 |
| 730110 SHEET PILING IRON AND STEEL | | | 55 | 55 |
| 730120 ANGLE SHAPES & SECTIONS OF I/S | 677 | 677 | 2247 | 2247 |
| 730210 RAILS OF IRON AND STEEL | 19184 | 19184 | 28217 | 28217 |
| 730230 SWITCH BLADE, CROSS-FROG P/ROD | 330373 | 330373 | | |
| 730240 FISH-PLATES AND SOLE PLATES | 283 | 283 | | |
| 730290 OTHER MATERIALS JOINTING RAILS | 2250 | 2250 | | |
| 730300 TUBE/PIPE,HOLLOW PROFILE C/IRON | 6000 | 6000 | 1099 | 1099 |
| 730411 L.P FOR OIL&GAS S-STL SEAMLESS | 7406 | 7406 | 2133 | 2133 |
| 730419 OTH LINE PIPE I/S FOR OIL&GAS | 27940 | 27940 | 168180 | 168180 |
| 730423 OTH DRILL PIPE I/S FOR OIL&GAS | 253536 | 253536 | 233391 | 233391 |
| 730424 OTHER PIPE OF STAINLESS STEEL | 9566 | 9566 | 34890 | 34890 |
| 730429 OTH CASING,TUBING I/S-OIL/GAS | 535284 | 535284 | 123110 | 123110 |
| 730431 O- COLD-ROLLRD C.C.SEC I/N.A.S | 54981 | 54981 | 46301 | 46301 |
| 730439 OTH CROSS SECTION OF N.A-STEEL | 368132 | 368132 | 2873 | 2873 |

Contd.

10.11 Imports by Economic Categories (Detail)

(In Thousand Rupees)

| Items | July, 2017 | From July, 2017 | July, 2016 | From July, 2016 |
|---------------------------------------|------------|-----------------|------------|-----------------|
| 730441 COLD ROLD CR-SEC OF STAIN-STL | 27036 | 27036 | 15561 | 15561 |
| 730449 OTH CROSS SECTION OF STAIN-STL | 52010 | 52010 | 42781 | 42781 |
| 730451 O-C.C.SEC COLD ROL(ALLOY-STL) | 12015 | 12015 | 150 | 150 |
| 730459 O-CIR CROSS SEC OF (ALLOY-STL) | 17661 | 17661 | 17101 | 17101 |
| 730490 O-TUBE PIPE/HOLLOW -PRO SEAMLE | 69155 | 69155 | 170998 | 170998 |
| 730511 LINE PIPE USED OIL/GAS WELDED | 471 | 471 | 10372 | 10372 |
| 730519 OTH LINE PIPE USED OIL/GAS P/L | 140 | 140 | 1134608 | 1134608 |
| 730590 OTHER, TUBES AND PIPES | 618607 | 618607 | 2376 | 2376 |
| 730611 L.P-WELDED OF STA-STL(OIL/GAS) | 41679 | 41679 | 352 | 352 |
| 730619 OTH-LINE PIPE O/G PIPELINE I/S | 31814 | 31814 | 35667 | 35667 |
| 730621 CAS/TUB WELDED LINE PIPE STA-S | 65672 | 65672 | | |
| 730629 O-CASING/TUB LINE PIPE O/G I/S | 23679 | 23679 | 5298 | 5298 |
| 730630 COPPER COAT MILD STL TUB-8.5MM | 42079 | 42079 | 43684 | 43684 |
| 730640 O-WELDED C.C.SEC OF STAIN-STL | 328482 | 328482 | 158880 | 158880 |
| 730650 O-WELDED C.C.SEC NON ALLOY-STL | 24928 | 24928 | 11468 | 11468 |
| 730661 O-TUBE,PIPE WELD SQUARE C-SEC | 4746 | 4746 | 23230 | 23230 |
| 730690 OTH TUBE PIPE HW-PROFILR I/STL | 51360 | 51360 | 7844 | 7844 |
| 730711 TUBE/PIPE CAST FITINGS MR-175 | 3258 | 3258 | 6733 | 6733 |
| 730719 OTH TUBE/PIPE FITING IRON/STEL | 42330 | 42330 | 35847 | 35847 |
| 730721 FLANGES, OF STAINLESS STEEL | 12718 | 12718 | 36127 | 36127 |
| 730722 THREADED ELBO,BEND,SLV S/STEEL | 5477 | 5477 | 2834 | 2834 |
| 730723 BUTT WELDING FITTING STAINSTEL | 6746 | 6746 | 3758 | 3758 |
| 730729 OTH TUBE,PIP FITTING STAINSTEL | 119617 | 119617 | 38221 | 38221 |
| 730791 FLANGE AIR-P AGRI-TRACTOR<=80H | 25705 | 25705 | 12132 | 12132 |
| 730792 THREAD ELBO,BEND/SLV IRN/STEEL | 40934 | 40934 | 31634 | 31634 |
| 730793 BUTT WLEDING FITTING IRON/STEL | 23792 | 23792 | 76288 | 76288 |
| 730799 OTH TUBE,PIP FIT IRN/STEL NEC | 239764 | 239764 | 190289 | 190289 |
| 730810 BRIDGES AND BRIDGE-SECTIONS | 848 | 848 | 58180 | 58180 |
| 730820 TOWERS AND LATTICE MASTS | 1496854 | 1496854 | 32320 | 32320 |
| 730830 DOR,WIN/FRAMES,TH-HOLD,FORDORS | 10546 | 10546 | 428621 | 428621 |
| 730840 EQUIP SC-FOLD SHUT PROP PITPRO | 88083 | 88083 | 100451 | 100451 |
| 731100 CONTAINERS FOR CNG OF IRON/STL | 74827 | 74827 | 44265 | 44265 |
| 731210 IRON AND STEEL WIRE | 295913 | 295913 | 67174 | 67174 |
| 731290 OTH STL CORD USEIN TYRE MFU | 24161 | 24161 | 35551 | 35551 |
| 731300 BRABED WIRE OF I/S TNIS HOOP | 16304 | 16304 | 12034 | 12034 |
| 731412 ENDLESS BAND MACH STEL W-CLOTH | 451 | 451 | | |
| 731414 OTH WOVEN CLOTH OF STAIN STEEL | 2659 | 2659 | 1925 | 1925 |
| 731419 STEL CORD FAB.USED IN MNUF TYR | 22413 | 22413 | 419 | 419 |
| 731420 GRIL NET FENC W/LD D=3MM MS100 | 4377 | 4377 | 1392 | 1392 |
| 731431 OTH GRL NEW FENC/WLED COTD ZNC | 1701 | 1701 | | |
| 731439 OTH GRL NET FENCING AT INTSEC | 1233 | 1233 | | |
| 731441 OTH CLO GRL NET FENC PL/COT ZN | 13543 | 13543 | 16291 | 16291 |
| 731442 OTH CLO GRL NET FENC PL/COT PL | 1452 | 1452 | 1456 | 1456 |
| 731449 OTH CLO GRL NET /FENFING | 21792 | 21792 | 20907 | 20907 |
| 731511 ROLLER CHAIN FOR VEHICLES Ch87 | 113208 | 113208 | 105289 | 105289 |
| 731512 OTHER CHAIN, ARTICULATED LINK | 46627 | 46627 | 15283 | 15283 |
| 731519 ADJUSTER FOR CHAIN VEH H-87.11 | 15723 | 15723 | 6631 | 6631 |
| 731520 SKID CHAIN | 119 | 119 | 250 | 250 |
| 731581 STUD LINK | | | 2561 | 2561 |
| 731582 OTHER, WELDED LINK | 9094 | 9094 | 1352 | 1352 |
| 731589 OTHER CHAIN, | 2400 | 2400 | 781 | 781 |
| 731590 OTHER PARTS OF CHAIN | 11168 | 11168 | 90 | 90 |
| 731600 ANCHORS,GARPNELS PARTS IRON/ST | 20432 | 20432 | 7916 | 7916 |
| 731700 NAILS OF IRON OR STEEL | 74772 | 74772 | 27948 | 27948 |
| 731811 COACH SCREW I/S THREADED | 1136 | 1136 | 2286 | 2286 |
| 731812 OTH WOOD SCREW I/S THREADED | 2136 | 2136 | 1333 | 1333 |
| 731813 SCREW HOOKS,SCREW RING RVT I/S | 1539 | 1539 | | |
| 731814 SELF-TAPPING SCEWS, THREADED | 12136 | 12136 | 4673 | 4673 |
| 731815 HIGH TENSILE SCREW&BOLT I/STEL | 263214 | 263214 | 151911 | 151911 |

Contd.

10.11 Imports by Economic Categories (Detail)

(In Thousand Rupees)

| Items | July, 2017 | From July, 2017 | July, 2016 | From July, 2016 |
|---------------------------------------|------------|-----------------|------------|-----------------|
| 731816 HIGH TENTION NUTS IRON/STEEL | 74338 | 74338 | 59144 | 59144 |
| 731819 OTH BOLT,NUT,WASHER,RVT I/S TH | 65627 | 65627 | 30103 | 30103 |
| 731821 SPRING/LOCK WASHER H-TENSILE | 2555 | 2555 | 6714 | 6714 |
| 731822 THURST WASHER FOR VEHICLE H87 | 14882 | 14882 | 8422 | 8422 |
| 731823 RIVETS, NON-THREADED | 6363 | 6363 | 7640 | 7640 |
| 731824 COTTERS/PINS NON THREADED I/S | 1888 | 1888 | 664 | 664 |
| 731990 SEWING,DARNING/EMBROIDRY NEDLS | 8955 | 8955 | 4784 | 4784 |
| 732010 LEAF-SPRING&LEAF M-CAR,H-8703 | 16710 | 16710 | 9342 | 9342 |
| 732020 HELICAL SPRINGS | 1361 | 1361 | 587 | 587 |
| 732190 PARTS OF I/S,COOK APPLI&PLAT-W | 19765 | 19765 | 113850 | 113850 |
| 732211 RADIATORS/PARTS CAST IRON E-EL | 71 | 71 | 41 | 41 |
| 732219 OTH RADIATOR AND PARTS THEREOF | 801 | 801 | 373 | 373 |
| 732490 OTHER, INCLUDING PARTS | 22719 | 22719 | 14310 | 14310 |
| 732510 OTH CAST ARTI I/S N-MEL C-IRON | 4042 | 4042 | 3858 | 3858 |
| 732591 GRINDING BALLS SIMI ARTI MILLS | 48551 | 48551 | 2287 | 2287 |
| 732619 FORGING OF CRANK SHAFT | 104297 | 104297 | 73753 | 73753 |
| 732620 ARTICLES OF IRON OR STEEL WIRE | 14709 | 14709 | 2325 | 2325 |
| 740500 MASTER ALLOYS OF COPPER. | 1160 | 1160 | | |
| 740610 COPER-POW OF NON-LAMELLAR STRU | | | 2233 | 2233 |
| 740620 COPER-LAMELLAR STRUCTURE FLAKE | 23206 | 23206 | 15105 | 15105 |
| 740710 BARS OF REFINED COPPER | 8911 | 8911 | 115710 | 115710 |
| 740721 COPPER BAR,ROD PROFIL ZINC BAS | 7682 | 7682 | 2272 | 2272 |
| 740729 OTH BAR,ROD,PROFIL COPP ALLOYS | 6425 | 6425 | 7503 | 7503 |
| 740811 WIRE REF COPP MAX CR-SEC DI>6M | 141842 | 141842 | 80347 | 80347 |
| 740819 OTHER, WIRE OF REFINED COPPER | 47286 | 47286 | 13321 | 13321 |
| 740821 WIRE OF COPPER ALLOY ZINC BASE | 3170 | 3170 | 807 | 807 |
| 740822 WIRE OF COPPER ALLOY NICK BASE | 189 | 189 | | |
| 740829 OTH WIRE OF COPPER ALLOYS ETC | 7515 | 7515 | 38 | 38 |
| 740911 PLAT,SHEET,STRIP REF COPP COIL | 22410 | 22410 | | |
| 740919 OTH PLAT SHEET&STRIP REF COPP | 2057 | 2057 | 1740 | 1740 |
| 740921 PL,SH&STRIP COPP ZINC BAS COIL | 10348 | 10348 | 7361 | 7361 |
| 740929 OTH PL/SH/STRI COPP ZINC BAS | 126 | 126 | 2344 | 2344 |
| 740939 OTH PL/SH/STRIP COPP TIN BAS-C | 1996 | 1996 | 3967 | 3967 |
| 740990 PL/SH/STRIP OTH COPP ALLOYS NS | 80 | 80 | 291 | 291 |
| 741011 FOIL REFINED COPP NOT BACKED | 72884 | 72884 | 83547 | 83547 |
| 741012 FOIL OF COPP ALLOYS,NOT BACKED | 62430 | 62430 | 21030 | 21030 |
| 741021 FOIL OF REFINED COPPER,BACKED | 3065 | 3065 | 1169 | 1169 |
| 741022 FOIL OF COPPER ALLOYS,BACKED | | | 1995 | 1995 |
| 741110 CAPILLARY TUBE 2.25 MM R-COPER | 241339 | 241339 | 121607 | 121607 |
| 741121 TUB&PIPE COPP ZINC BAS ALLOYS | 30 | 30 | | |
| 741129 OTH TUBE&PIPE OF OTH COPP ALLY | 997 | 997 | 1423 | 1423 |
| 741210 COPP TUBE/PIPE FIT REF COPPER | 2421 | 2421 | 218 | 218 |
| 741220 COPP TUBE/PIPE FIT COPP ALLOYS | 3578 | 3578 | 1339 | 1339 |
| 741300 STANDARD WIRE,CABL PL-BAND-NEI | 26940 | 26940 | 2270 | 2270 |
| 741521 WASHERS/INCL SPRING WASH N-THR | 393 | 393 | 574 | 574 |
| 741529 OTH NOT THREADED ARTI COPPER | 1785 | 1785 | 1063 | 1063 |
| 741533 OTH THRD SCREW,BOLT,NUT COPPER | 1174 | 1174 | 580 | 580 |
| 750400 NICKEL POWDERS AND FLAKES. | 1527 | 1527 | 243 | 243 |
| 750512 BAR,ROD,PROFILE NICKLE ALLOYED | | | 30 | 30 |
| 750521 WIRE OF NICKEL, NOT ALLOYED | | | 693 | 693 |
| 750522 WIRE OF NICKEL, ALLOYED | 7373 | 7373 | 2397 | 2397 |
| 750620 PLAT,SHET,STRIP FOIL NICK ALOY | 145632 | 145632 | | |
| 750711 TUBE&PIPE OF NICKEL NOT ALLOYD | | | 83 | 83 |
| 750712 TUBE & PIPE OF NICKEL ALLOYED | 5029 | 5029 | 1020 | 1020 |
| 760200 ALUMINIUM W/SCRAP OF AUTO PART | 605408 | 605408 | 499559 | 499559 |
| 760310 ALUM POWDERS.NON-LAMELLAR STRU | 118 | 118 | 8574 | 8574 |
| 760320 ALUM FLAKES-LAMELLAR STRUCTURE | 2640 | 2640 | 740 | 740 |
| 760410 BARS,OF ALUMINIUM, NOT ALLOYED | 11912 | 11912 | 8003 | 8003 |
| 760421 HOLLOW PROFILES OF ALUM ALLOYD | 1282 | 1282 | | |

Contd.

10.11 Imports by Economic Categories (Detail)

(In Thousand Rupees)

| Items | July, 2017 | From July, 2017 | July, 2016 | From July, 2016 |
|---------------------------------------|------------|-----------------|------------|-----------------|
| 760429 BAR ROD OF ALLUMINIUM ALLOYED | 26237 | 26237 | 8819 | 8819 |
| 760511 ALMU WIRE N-ALLOY MAX DIA>6MM | 22801 | 22801 | 24507 | 24507 |
| 760519 OTH ALUMINIUM WIRE NOT ALLOYED | 6651 | 6651 | 8334 | 8334 |
| 760521 ALUM WIR ALLOY MAX CRS DIA>7MM | 33 | 33 | 536 | 536 |
| 760529 OTH ALUMINUM WIRE, ALLOYED | 31580 | 31580 | 34463 | 34463 |
| 760611 RECTANGLE&SQUARE ALUM NOT ALLY | 29565 | 29565 | 15534 | 15534 |
| 760612 RECTANGULAR/SQ ALUM MOTALLOYED | 191266 | 191266 | 138019 | 138019 |
| 760691 ALUM SHEET NOT ALLOYS ANODIZED | 21005 | 21005 | 10076 | 10076 |
| 760692 ALUM SHEET ANODIZED ALLOYS C-D | 33952 | 33952 | 20051 | 20051 |
| 760711 ALUM FOIL ROLLED N-WORK/BACKED | 280104 | 280104 | 243973 | 243973 |
| 760719 ADHESIVE TAPE | 129682 | 129682 | 152514 | 152514 |
| 760720 ALUMINUM FOIL, BACKED | 166715 | 166715 | 118906 | 118906 |
| 760810 TUBE, PIPE OF ALUM NOT ALLOYED | 3821 | 3821 | 10080 | 10080 |
| 760820 TUBE, PIPE OF ALUM ALLOYED | 27079 | 27079 | 13105 | 13105 |
| 760900 ALUM TUBE,PIPE FIT(COUP/ELBOW) | 4956 | 4956 | 1375 | 1375 |
| 761010 DOORS,WINDOW, FRAMS,THRESHOLDS | 12928 | 12928 | 8643 | 8643 |
| 761300 AEROSOL CANS VALVES&COVERS ALU | 1340 | 1340 | 2876 | 2876 |
| 761410 STAND WIR,CABL PL,ALU S-CORE | 3 | 3 | 942261 | 942261 |
| 780419 OTHER , LEAD PLATES | 16197 | 16197 | | |
| 790310 ZINC DUST(BLUE POWDER) | 6663 | 6663 | 5203 | 5203 |
| 790390 OTHER ;ZINC POWDER AND FLAKES | | | 183 | 183 |
| 790400 ZINC WIRE | 7752 | 7752 | 7831 | 7831 |
| 811300 CERMETS&ARTICLE INCL WAS/SCRIP | 8 | 8 | | |
| 820110 SPADES AND SHOVELS | 7440 | 7440 | 8611 | 8611 |
| 820130 MATTOCKS, PICKS, HOES & RAKES | 21 | 21 | 10 | 10 |
| 820140 AXES,BILLS HOOKS&SIMI HEW TOOL | 96 | 96 | 322 | 322 |
| 820150 SECATEURS&ONE-HAND PRUNERS SHR | | | 20 | 20 |
| 820160 HEDGE SHEARS, TWO-HAND PURNING | 82 | 82 | 286 | 286 |
| 820190 OTH HAND TOOL AGRICUL,HORTICUL | 1472 | 1472 | 626 | 626 |
| 820210 HAND SAWS | 16895 | 16895 | 4556 | 4556 |
| 820220 BAND SAW BLADES | 2229 | 2229 | 2737 | 2737 |
| 820231 CIRCULAR SAW BLADE WITH STEEL | 16009 | 16009 | 5643 | 5643 |
| 820239 OTH CIRCULAR SAW BLADE,O/MATER | 16989 | 16989 | 3892 | 3892 |
| 820240 CHAIN SAW BLADES | 542 | 542 | 1942 | 1942 |
| 820291 STRAIGHT SAW BLADES,WORK METAL | 123 | 123 | 727 | 727 |
| 820299 GINSAW BLADE | 6536 | 6536 | 9026 | 9026 |
| 820310 FILES, RASPS & SIMILAR TOOLS | 6284 | 6284 | 4398 | 4398 |
| 820320 PILERS,PINCERS,TWEESZERS S-TOL | 32407 | 32407 | 19447 | 19447 |
| 820330 METAL CUTTING SHEARS&SIM TOOLS | 896 | 896 | 2343 | 2343 |
| 820340 PIPE CUTTERS BOLD CROPPERS,ETC | 5697 | 5697 | 2126 | 2126 |
| 820411 NON-ADJUS H-OPER SPANER,WRENCH | 43703 | 43703 | 22574 | 22574 |
| 820412 ADJUSTABLE H-OPER SPANER,WRENC | 42127 | 42127 | 19335 | 19335 |
| 820420 INTERCHAGEABLE SPANNER SOCKETS | 4387 | 4387 | 2833 | 2833 |
| 820510 DRILLING,THREADING TAPPING TOL | 10353 | 10353 | 3829 | 3829 |
| 820520 HAMMERS AND SLEDGE HAMMERS | 11043 | 11043 | 4907 | 4907 |
| 820530 PLANES,CHISELS,GOUGE WOOD WORK | 2006 | 2006 | 1133 | 1133 |
| 820540 SCREW DRIVERS | 31210 | 31210 | 17846 | 17846 |
| 820551 OTHER HAND TOOLS H-HOLD N.E.S. | 7656 | 7656 | 4494 | 4494 |
| 820559 OTH HAND TOOL(GLAZZIER DIMOND) | 30763 | 30763 | 26365 | 26365 |
| 820560 BLOW LAMPS | | | | |
| 820570 VICES, CLAMPS AND THE LIKE | 5639 | 5639 | 769 | 769 |
| 820590 SETS OF ARTI.TWO/MORE,SUB-HEAD | 16458 | 16458 | 4144 | 4144 |
| 820600 TOOLS FOR M-CARS H-8703 R-SALE | 14497 | 14497 | 23003 | 23003 |
| 820713 ROCK DRILLING,EARTH BORING TOL | 1455 | 1455 | | |
| 820719 OTH INC PARTS ROCK DRIL,E-BORI | 245026 | 245026 | 132809 | 132809 |
| 820720 DIES FOR DRAWING/EXTRUD METAL | 10342 | 10342 | 134227 | 134227 |
| 820730 TOOL FOR PRESS, STAMPING/PUNCH | 16172 | 16172 | 67655 | 67655 |
| 820740 TOOLS FOR TAPPING OR THREADING | 2709 | 2709 | 595 | 595 |
| 820750 TOOL DRIL O/T ROCK/PST DRILL | 34675 | 34675 | 13133 | 13133 |

Contd.

10.11 Imports by Economic Categories (Detail)

(In Thousand Rupees)

| Items | July, 2017 | From July, 2017 | July, 2016 | From July, 2016 |
|---------------------------------------|------------|-----------------|------------|-----------------|
| 820760 TOOLS FOR BORING OR BROACHING | 3532 | 3532 | 1764 | 1764 |
| 820770 TOOLS FOR MILLING | 3659 | 3659 | 9881 | 9881 |
| 820780 TOOLS FOR TURNING | 7849 | 7849 | 5849 | 5849 |
| 820790 OTH INTERCHANGEABLE TOOLS | 89214 | 89214 | 21920 | 21920 |
| 820810 KNIVS&CUTING BLADE METAL WORK | 2843 | 2843 | 5963 | 5963 |
| 820820 KNIVS CUTING BLADE WOOD WORK. | 2256 | 2256 | 1377 | 1377 |
| 820830 KNIVS&CUTING BLADE KITCHEN APP | 6070 | 6070 | 3659 | 3659 |
| 820840 KNIVS&CUTING BLADE AGRI HORT | 10067 | 10067 | 2740 | 2740 |
| 820890 OTH BLADES/KNIVES PAPER MACH | 55605 | 55605 | 31514 | 31514 |
| 830260 AUTOMATIC DOOR CLOSERS | 6224 | 6224 | 10035 | 10035 |
| 831190 OTH WIRE&RODS AGGLOMTR B/METAL | 31789 | 31789 | 16054 | 16054 |
| 840211 W/TUBE BOILER S/PROD-45-350T/H | 7836249 | 7836249 | 1121636 | 1121636 |
| 840212 WATERTUBE BOILER S/PROD-45T/H | 10829 | 10829 | 19210 | 19210 |
| 840219 FIRE TUBE BOILERS | 7142 | 7142 | | |
| 840290 PARTS MACH H-8402.1190 | 189993 | 189993 | 388681 | 388681 |
| 840310 BOILERS | 2719 | 2719 | 473 | 473 |
| 840390 PARTS CENTRAL HEATING BOILERS | 5 | 5 | 19 | 19 |
| 840410 AUXILIARY PLANT FOR BOILER | 266868 | 266868 | | |
| 840420 CONDENSERS STEAM/VAP POW UNIT | 91056 | 91056 | 47071 | 47071 |
| 840490 PARTS MASHINE H-8404.1000 | 777369 | 777369 | 1483743 | 1483743 |
| 840510 PRODUCER WATER GAS GENERATORS | 19521 | 19521 | 712 | 712 |
| 840590 PART PROD GAS WATER GENERATOR | 1017 | 1017 | 3152 | 3152 |
| 840681 OTH TURBINE OUTPUT EXCEED 40MW | | | 1017701 | 1017701 |
| 840682 O-TURBINE OUTPUT NOT EXC 40MW | 191990 | 191990 | 1034356 | 1034356 |
| 840690 PARTS OF STEAM TURBINES | 417155 | 417155 | 65551 | 65551 |
| 840710 AIRCRAFT ENGINES | 344846 | 344846 | | |
| 840721 OUTBOARD MOTORS | 65319 | 65319 | 39949 | 39949 |
| 840729 OT MARINE SPARK-IGN-ROTRY ENG. | 762 | 762 | 158 | 158 |
| 840731 RECIPROCA P-ENG-50CC VEH-8711 | 2768 | 2768 | 999 | 999 |
| 840732 RECIPRO PE 50-250CC VEH-H-8711 | 97087 | 97087 | 17897 | 17897 |
| 840733 RPE ENG-250-1000 CCH-8703,8704 | 7220 | 7220 | 3958 | 3958 |
| 840734 PISTON ENG CAPACITY EX1000CC | 43866 | 43866 | 17295 | 17295 |
| 840790 GAS ENGINES | 98820 | 98820 | 67610 | 67610 |
| 840810 MARINE PROPULSION ENG-DIESEL | 3200 | 3200 | 440 | 440 |
| 840820 DIESEL ENG,AGRI-TRACTOR H-8701 | 83090 | 83090 | 62981 | 62981 |
| 840890 OTH ENGINES | 167919 | 167919 | 80859 | 80859 |
| 840910 PARTS FOR AIRCRAFT ENGINES | 12305 | 12305 | 6217 | 6217 |
| 840991 CYLIND,BLOCK. ENG- VEH-H-8711 | 1104423 | 1104423 | 574594 | 574594 |
| 840999 OTH RING&PISTON FOR VEH CH-87 | 1162809 | 1162809 | 776379 | 776379 |
| 841011 HYD,TURBINE,WATER WHEE-1000KW | 31947 | 31947 | | |
| 841012 HYD,TURBN W/WHEEL1000-10000KW | 286195 | 286195 | | |
| 841013 HYD TURBINE,W/WHEEL>10,000KW | 11867 | 11867 | 595626 | 595626 |
| 841090 PARTS FOR MACH HEAD-8410.1100 | 1120759 | 1120759 | 1441692 | 1441692 |
| 841112 TURBO-JET THRUST EXCEED25KN | 33171 | 33171 | | |
| 841182 OTH GAS TURBIN EXCE-5,000KW | 144214 | 144214 | 658669 | 658669 |
| 841199 OTH, PARTS OF GAS TURBINES | 716324 | 716324 | 577547 | 577547 |
| 841221 LINEAR ACTING,HYD ENGINE&MOTOR | 7203 | 7203 | 3970 | 3970 |
| 841229 OTH, HYDRAULIC POWER ENG&MOTOR | 33696 | 33696 | 26379 | 26379 |
| 841231 LINERA ACTING,PNEUMATIC P-ENG | 6284 | 6284 | 1479 | 1479 |
| 841239 OTH, PNEUMATIC ENG & MOTOR | 10769 | 10769 | 4514 | 4514 |
| 841280 WIND ENGINE (WIND MILLS). | 2417 | 2417 | 15 | 15 |
| 841290 PART MAC H-8412.3900,8412.8010 | 6550 | 6550 | 19783 | 19783 |
| 841311 PUMPS FOR DISPENSING FUEL/LUB | 169256 | 169256 | 12873 | 12873 |
| 841319 PUMPS FOR DISPENSING CHEMICALS | 329361 | 329361 | 33552 | 33552 |
| 841320 HAND PUMP O/THN H-841311,19 | 1628 | 1628 | 865 | 865 |
| 841330 DIESEL FUEL INJET PUMS VEH-87 | 85751 | 85751 | 375818 | 375818 |
| 841340 CONCRETE PUMPS | 43807 | 43807 | 19911 | 19911 |
| 841350 OTH POSITIVE DISPLACEMENT PUMP | 195218 | 195218 | 185554 | 185554 |
| 841361 OTH ROTRY POS DISP GEARED PUMP | 48645 | 48645 | 106 | 106 |

Contd.

10.11 Imports by Economic Categories (Detail)

(In Thousand Rupees)

| Items | July, 2017 | From July, 2017 | July, 2016 | From July, 2016 |
|---------------------------------------|------------|-----------------|------------|-----------------|
| 841370 SUBMERSIBLE PUMPS | 840634 | 840634 | 787448 | 787448 |
| 841381 OTH PUMPS | 252432 | 252432 | 230773 | 230773 |
| 841382 LIQUID ELEVATORS | 518 | 518 | 2768 | 2768 |
| 841391 ST.STEEL IMPELLERS OF PUMPS | 718334 | 718334 | 196218 | 196218 |
| 841392 PARTS OF LIQUID ELEVATORS PUMP | 1956 | 1956 | 1370 | 1370 |
| 841410 VACUUM PUMS | 19265 | 19265 | 19952 | 19952 |
| 841420 HAND/FOOT OPERATED AIR PUMS | 11030 | 11030 | 12712 | 12712 |
| 841430 COMPRESSOR NON CFC/HCFC GASES | 1855596 | 1855596 | 730103 | 730103 |
| 841440 AIR COMPRESSORS MOUNTED W/CHAS | 60884 | 60884 | 203253 | 203253 |
| 841451 CEILING FAN | 175303 | 175303 | 1109760 | 1109760 |
| 841459 BLOWERS INCL PORTABLE TYPE | 395398 | 395398 | 34619 | 34619 |
| 841460 HOODS MAX-HORIZONTAL SIDE120CM | 49428 | 49428 | 20648 | 20648 |
| 841480 PISTON TYPE AIR COMPRESSORS | 721976 | 721976 | 240628 | 240628 |
| 841490 PART MACH H-84141000,8414.3010 | 661088 | 661088 | 225104 | 225104 |
| 841510 WINDOW/WALL TYPE AC/SPLIT SYS | 581821 | 581821 | 452313 | 452313 |
| 841520 AC MACH FOR MOTOR-CARS H-8703 | 1456 | 1456 | 219 | 219 |
| 841581 O-AC INCOR REFRI UNIT VALVE-RE | 540 | 540 | 184369 | 184369 |
| 841582 O- AC INCOR REFRIGIRATING UNT | 284901 | 284901 | 25043 | 25043 |
| 841583 O-AC NOT INCROPO REFRIG UNIT | 111849 | 111849 | 80397 | 80397 |
| 841590 EVAPORATOR COATED/ENAM VEH-87 | 768909 | 768909 | 476581 | 476581 |
| 841610 FURNACE BURNERS LIQUID FUEL | 577 | 577 | 288 | 288 |
| 841620 OTH FURNAC BURNER INCL COMBINT | 51903 | 51903 | 14591 | 14591 |
| 841630 MECHANICAL STOKERS GRATES ETC | 187952 | 187952 | 211877 | 211877 |
| 841690 PART OF BURNRS&FURNACES | 8248 | 8248 | 7157 | 7157 |
| 841710 KILINS (FURNACE OVEN) | 428816 | 428816 | 381807 | 381807 |
| 841720 BAKERY OVENS INCL BISCUIT OVEN | 6783 | 6783 | 20343 | 20343 |
| 841780 OTHER FURNANCE AND OVENS INDUS | 58757 | 58757 | 5459 | 5459 |
| 841790 PART OF INDUSTRIAL LAB FURNACE | 53457 | 53457 | 10802 | 10802 |
| 841810 COMBINED REFRIG-FREEZE W-DOORS | 63882 | 63882 | 36821 | 36821 |
| 841821 REFRIGES H-HOLD COMPRESS TYPE | 38277 | 38277 | 44074 | 44074 |
| 841829 OTH REFRIGERATOR HOUSHOLD TYP | 130799 | 130799 | 4424 | 4424 |
| 841830 FREEZERS CHEST TYPE-800 I CAPA | 13671 | 13671 | 776 | 776 |
| 841840 FREEZERS UPRIGHT TYP-900 ICAPA | 7759 | 7759 | 1761 | 1761 |
| 841850 O-FURNI-STORAGE,DISPLY FRZ EQU | 28161 | 28161 | 6144 | 6144 |
| 841869 MILK CHILER ABOVE 3000 LTR CAP | 397219 | 397219 | 233975 | 233975 |
| 841891 FURNITURE REFRIG FREEZING EQPT | 31 | 31 | 4744 | 4744 |
| 841899 EVAPORATORS(ROLL BOND TYPE) | 531557 | 531557 | 310762 | 310762 |
| 841911 INST GAS WATER HEATERS NON-ELE | 9170 | 9170 | 22969 | 22969 |
| 841919 O-INST STRAGE WATER HETER N-EL | 6348 | 6348 | 7655 | 7655 |
| 841920 MEDICAL SURGICAL LAB STERILISE | 8025 | 8025 | 14062 | 14062 |
| 841932 DRYERS WOOD PAPER PULP P/BOARD | 1825 | 1825 | | |
| 841939 OTHER DRYERS | 51157 | 51157 | 220982 | 220982 |
| 841940 DISTILLING RECTIFYING PLANT | 4511 | 4511 | | |
| 841950 HEAT EXCHANGE UNITS | 78177 | 78177 | 428177 | 428177 |
| 841960 MIST ELIMINATOR | 111324 | 111324 | 2404 | 2404 |
| 841981 O-MACH FOR MAKING H-DRINK/FOOD | 39458 | 39458 | 19557 | 19557 |
| 841989 COOLING TOWERS | 1896825 | 1896825 | 605137 | 605137 |
| 841990 PART DRYERS,AGRI,AIR GAS MACH | 128799 | 128799 | 252481 | 252481 |
| 842010 CALENDERING OTH ROLL MACHINES | 11408 | 11408 | | |
| 842091 CYLINDER(FOR CALENDERING MACH) | 2016 | 2016 | 136 | 136 |
| 842099 OTH PART OF CALENDER MACHINE | 2918 | 2918 | 8280 | 8280 |
| 842111 CREAM SEPARATORS | 673 | 673 | | |
| 842112 CLOTHES-DRYERS | 286 | 286 | 176 | 176 |
| 842119 OTH CENTRIFUGES INCLUDING DRYR | 71522 | 71522 | 207707 | 207707 |
| 842121 FILTERING PURIFY MACH&APARATUS | 487722 | 487722 | 1219552 | 1219552 |
| 842122 FILTERING MACH FOR BEVERAGES | 807 | 807 | 257 | 257 |
| 842123 OIL FILTER M-VEH H-8703,4,8711 | 66580 | 66580 | 22523 | 22523 |
| 842129 OTH FILTER MACHS APPARATUS NES | 262167 | 262167 | 101326 | 101326 |
| 842131 INTAKE AIR FILTER CARS H-8703 | 77956 | 77956 | 197025 | 197025 |

Contd.

10.11 Imports by Economic Categories (Detail)

(In Thousand Rupees)

| Items | July, 2017 | From July, 2017 | July, 2016 | From July, 2016 |
|--|------------|-----------------|------------|-----------------|
| 842139 FILTER DRIER NON CFC REFRI GAS | 612332 | 612332 | 223717 | 223717 |
| 842191 PART MACH H-842111&84211900 | 45788 | 45788 | 29858 | 29858 |
| 842199 PAR MA H-8412.3910,,3920,,3930 | 799293 | 799293 | 185775 | 185775 |
| 842211 DISH WASHING MACHINE HOUSEHOLD | 1922 | 1922 | 1118 | 1118 |
| 842219 OTHER DISH WASHING MACHINE | 1552 | 1552 | 186 | 186 |
| 842220 MACH CLEANING/DRYING BOTTLE | 8112 | 8112 | 14642 | 14642 |
| 842230 MACH FILLING/CLOSING BOTTLES | 421745 | 421745 | 267911 | 267911 |
| 842240 OTH PACKING WRAPPING MACHINE | 239598 | 239598 | 214352 | 214352 |
| 842290 PARTS DISH WASHING MACHINE | 86839 | 86839 | 106343 | 106343 |
| 842310 PERSONAL WEIGHING MACHINES | 9365 | 9365 | 5566 | 5566 |
| 842320 SCALES FOR CONT WEIGHING GOODS | 7009 | 7009 | 1823 | 1823 |
| 842330 CONSTANT WEIGHT SCALES/HOPER | 5229 | 5229 | 15782 | 15782 |
| 842381 OTH WEIGHT MACHINERY-30KG | 13443 | 13443 | 2119 | 2119 |
| 842382 OTH WEIGHT MACH CAP-30-5000KG | 53811 | 53811 | 20699 | 20699 |
| 842389 OTH WEIGHING MACHINERY | 3529 | 3529 | 1287 | 1287 |
| 842390 WEIGHT MACH WTS ALL KINDS&PART | 28042 | 28042 | 42777 | 42777 |
| 842410 FIRE EXTINGUISHERS W/N CHARGED | 339987 | 339987 | 97908 | 97908 |
| 842420 SPRAY GUNS& APPLI AGRICULTURE | 119109 | 119109 | 89738 | 89738 |
| 842430 STEAM,SAND BLAST,,JET PROJ MACH | 8551 | 8551 | 4515 | 4515 |
| 842449 OTH AGRI/HORTI SPRAYERS | 110 | 110 | | |
| 842482 OTH AGRI. & HORTI APPLIANCES | 32944 | 32944 | 20656 | 20656 |
| 842489 OTH APPL PROJ/DISPERS/SPRY LQD | 790658 | 790658 | 65066 | 65066 |
| 842490 PART MAC H-8424.2010,3000,8100 | 52566 | 52566 | 127137 | 127137 |
| 842511 PULLEY/HOISTS ELECT POWERED | 39578 | 39578 | 34533 | 34533 |
| 842519 O-PULLY/HOISTS/WINCH/CAPSTANS | 32019 | 32019 | 98787 | 98787 |
| 842531 WINCH CAPSTAN POWER E/MOT | 4756 | 4756 | 10468 | 10468 |
| 842539 WINCHES CAPSTAN | 18886 | 18886 | 4829 | 4829 |
| 842541 BUILT IN JACKING SYSTEM GARAGS | 4652 | 4652 | 4036 | 4036 |
| 842542 OTH JACKS AND HOISTS HYDRAULIC | 39394 | 39394 | 211889 | 211889 |
| 842549 OTH MECHANICAL HANDING EQUIPMT | 7756 | 7756 | 704 | 704 |
| 842611 OVERHEAD-TRAVELING-FS-C-400MT | 76509 | 76509 | 24744 | 24744 |
| 842612 MOBILE LIFT FRAM ON TYRE-20 T | 95 | 95 | 29630 | 29630 |
| 842619 CRANES LIFTING CAP UPTO 400 MT | 196261 | 196261 | 292 | 292 |
| 842620 TOWER CRANES | 44548 | 44548 | 139225 | 139225 |
| 842641 O-MACHINERY SELF PROP ON TYRES | 69199 | 69199 | 27609 | 27609 |
| 842649 OTH MACHINERY SELF PROPELLED | 39920 | 39920 | 22028 | 22028 |
| 842691 O-MACH DESIGED MOUNT ROAD VEH | | | 206 | 206 |
| 842710 SELF PROPELL TRUCK WITH EL MOT | 46459 | 46459 | 23996 | 23996 |
| 842720 FORK LIFT TRUCK CAPAC-NOT>3-T | 378997 | 378997 | 208769 | 208769 |
| 842790 OTH WORK TRUCK LIFT/HAND EQUIP | 15948 | 15948 | 14174 | 14174 |
| 842810 PANSSENGER LIFT | 368448 | 368448 | 140714 | 140714 |
| 842820 PNEUMATIC ELEVATORS&CONVEYORS | 12855 | 12855 | 9923 | 9923 |
| 842832 OTH ELEVATOR/CONVEYOR BUKT TYP | 93052 | 93052 | 2378 | 2378 |
| 842833 OTH ELEVATOR/CONVEYOR BLT TYPE | 98604 | 98604 | | |
| 842839 ELEVAT/CONVEYORS-CEMENT PLANT | 85326 | 85326 | 755540 | 755540 |
| 842840 ESCALATORS & MOVING WALKWAYS | 359735 | 359735 | 29161 | 29161 |
| 842860 TELEFERICS CHAIR-LIFT,F/FURNIC | 978 | 978 | | |
| 842890 HYDRAULIC LIFT ASS AGR-TRACTOR | 87167 | 87167 | 76716 | 76716 |
| 842911 TRACK LAYING BULDOZER/ANGLDOZR | 78846 | 78846 | 107165 | 107165 |
| 842919 O-BULDOZR/ANGLEDRO/TRACK LAYIN | 209685 | 209685 | 4108 | 4108 |
| 842920 GRADERS AND LEVELLERS | 141931 | 141931 | 102076 | 102076 |
| 842940 TAMPING MACHINE & ROAD ROLLERS | 481976 | 481976 | 138773 | 138773 |
| 842951 FRONT-END SHOVEL LOADERS | 474525 | 474525 | 283810 | 283810 |
| 842952 MACHINERY 360 REVOLVG S/STRUTE | 33191 | 33191 | 52900 | 52900 |
| 842959 OTH MECHANICAL SHOVALS EXCAVOR | 1561535 | 1561535 | 913531 | 913531 |
| 843010 PILE-DRIVERS /EXTRACTORS | 16258 | 16258 | | |
| 843031 SELF-PROP COAL ROCK CUTTER | 42564 | 42564 | | |
| 843039 OTH SELFPROP COAL/ ROCK CUTTER | 4568 | 4568 | | |
| 843041 OTH BORS SINK MACH SELF-PROPEL | 13568 | 13568 | 32063 | 32063 |

Contd.

10.11 Imports by Economic Categories (Detail)

(In Thousand Rupees)

| Items | July, 2017 | From July, 2017 | July, 2016 | From July, 2016 |
|---------------------------------------|------------|-----------------|------------|-----------------|
| 843049 OTH BOR/SINK MACH NOT SELFPROP | 282175 | 282175 | 758801 | 758801 |
| 843061 TAMP COMPACT MACH NOT SELFPROP | 9055 | 9055 | 1420 | 1420 |
| 843069 OTH MACHINERY NOTSELF-PROPELED | 10124 | 10124 | 8758 | 8758 |
| 843110 PARTS MACHINERY HEADING 84.25 | 8659 | 8659 | 9211 | 9211 |
| 843120 PARTS MACHINERY HEADING 84.27 | 16285 | 16285 | 14363 | 14363 |
| 843131 PARTS OF LIFT SKIPHOIST&ESCALT | 39899 | 39899 | 75337 | 75337 |
| 843139 OTH PARTSLIFT/HANDLE/LOAD MACH | 302072 | 302072 | 46380 | 46380 |
| 843141 BUCKETS SHOVELS GRABS & GRIPS | 3935 | 3935 | 1500 | 1500 |
| 843143 PARTS BOR/SINK MACHINERY | 216129 | 216129 | 172713 | 172713 |
| 843149 PART MACH HEAD 84.26.84.29-30 | 489667 | 489667 | 175023 | 175023 |
| 843210 CHISEL PLOUGHS | 559 | 559 | | |
| 843221 DISC HARROWS | 2373 | 2373 | | |
| 843229 CULTIVATORS | | | 2426 | 2426 |
| 843231 NO-TILL SEEDER,PLANTER,TRANS | 2513 | 2513 | 22 | 22 |
| 843239 OTH SEEDER,PLANTER, TRANS | 1615 | 1615 | | |
| 843280 ROTAVATORS | 13305 | 13305 | 21874 | 21874 |
| 843290 PARTS AGR HERTICULTURAL MACHIN | 18922 | 18922 | 11946 | 11946 |
| 843311 LAWN MOVER PARKS/SPORTS GROUD | | | 85 | 85 |
| 843319 OTH MOVER LAWN PARKS SPORTGOOD | | | 1082 | 1082 |
| 843320 OTH MOWERS INCLUDING CUTER BAR | 18731 | 18731 | | |
| 843330 OTH HAYMAKING MACHINERY | 149 | 149 | | |
| 843340 STRAW BALER INCL PICK-UP BALER | 3838 | 3838 | 7960 | 7960 |
| 843351 COMBINE HARVESTER-THRESHERS | 162649 | 162649 | 160739 | 160739 |
| 843352 OTH THRESHING MACHINERY | 4834 | 4834 | | |
| 843359 OTH HARVESTING MACHINES | 11620 | 11620 | 5988 | 5988 |
| 843360 MACH CLEAN SORT EGG FRUT AGPRO | | | 800 | 800 |
| 843390 PARTS MACH CLEAN/SORT EGG ETC | 3567 | 3567 | 4447 | 4447 |
| 843410 MILKING MACHINES | 13090 | 13090 | 5649 | 5649 |
| 843420 DAIRY MACHINERY | 81347 | 81347 | 658 | 658 |
| 843490 PART MILKING/DAIRY MACHINERY | 13135 | 13135 | 1677 | 1677 |
| 843510 MACH FOR BEVERAGE MANUFACT | 915 | 915 | 12 | 12 |
| 843610 MACHRY PREP ANIMAL FEED STUFS | 129138 | 129138 | 7032 | 7032 |
| 843621 POULTRY INCUBATORS & BROODERS | 1177 | 1177 | | |
| 843629 OTH POULTRY KEEPING MACHINERY | 207145 | 207145 | 49403 | 49403 |
| 843680 OTH MACHINERY | 538 | 538 | 23374 | 23374 |
| 843691 PARTS POULTRY KEEP MACH BRODER | 731 | 731 | 4094 | 4094 |
| 843699 OTH PARTS AGR/HORT MACHINERY | 26330 | 26330 | 7261 | 7261 |
| 843710 MACH CLEAN SORT GRAD GRAIN/VEG | 46708 | 46708 | 29586 | 29586 |
| 843780 OTH MACH FOR CEREALS | 57893 | 57893 | 94514 | 94514 |
| 843790 PARTS MACHINE USE MILLINDUSTRY | 37121 | 37121 | 12908 | 12908 |
| 843810 BAKERY MACH MFG MACARONI SPGTI | 103212 | 103212 | 260108 | 260108 |
| 843820 MACH MANU CONFECTIONERY COCA | 8268 | 8268 | 90486 | 90486 |
| 843830 CRSUHERS FOR SUGARCANE | 1128 | 1128 | 393 | 393 |
| 843840 BREWERY MACHINERY | 275 | 275 | | |
| 843850 MACH PREPARATION MEAT/POULTRY | 40217 | 40217 | 11637 | 11637 |
| 843860 MACH PREP OF FRUITS/NUTS/VEG. | 11823 | 11823 | 470 | 470 |
| 843880 OTH MACH FOR CEREAL FOOD MANF | 37416 | 37416 | 46709 | 46709 |
| 843890 PARTS MACH H-84383000&84384000 | 55756 | 55756 | 39992 | 39992 |
| 843920 MACHINERY MAKE PAPER P/BOARD | 18459 | 18459 | 10514 | 10514 |
| 843930 MACHINERY FINISH PAPER P/BOARD | 8241 | 8241 | 6254 | 6254 |
| 843991 PARTS MACHIN PULP FIBROSMATERL | 16420 | 16420 | 2402 | 2402 |
| 843999 OTH PARTS MACHIN PAPER P/BOARD | 18291 | 18291 | 17208 | 17208 |
| 844010 BOOK-BIND&BOOK-SEWING MACHIN | 56909 | 56909 | 3616 | 3616 |
| 844090 PARTS BOOK BINDING MACHINERY | | | 309 | 309 |
| 844110 CUTTING MACHINES | 83037 | 83037 | 48339 | 48339 |
| 844120 MACH MAKE BAGS SACKS/ENVELOP | 669162 | 669162 | 387 | 387 |
| 844130 MACHI MAKE CARTONS BOX TUBE | 4508 | 4508 | 3584 | 3584 |
| 844140 MACH MOULDING ARTI PAPER PULP | 6111 | 6111 | 2141 | 2141 |
| 844180 OTH MACH FOR MAKING P&P/BOARD | 75118 | 75118 | 14084 | 14084 |

Contd.

10.11 Imports by Economic Categories (Detail)

(In Thousand Rupees)

| Items | July, 2017 | From July, 2017 | July, 2016 | From July, 2016 |
|---------------------------------------|------------|-----------------|------------|-----------------|
| 844190 PART MAC H-8441.1000,8441.4000 | 12789 | 12789 | 6135 | 6135 |
| 844230 PRINTING MACH, APATUS&EQUIPMEN | 29370 | 29370 | 18282 | 18282 |
| 844240 PARTS OF THE FOREGOING MACH | 1293 | 1293 | 48 | 48 |
| 844250 PLATE ,CYLINDER/PRINT COMPONE | 5742 | 5742 | 11817 | 11817 |
| 844311 OFF SET PRINT MACHIN REELFED | 34992 | 34992 | 8132 | 8132 |
| 844312 SHEET FED,OFFICE TYPE S-22&36 | 6071 | 6071 | 7063 | 7063 |
| 844313 OTH OFFSET PRINTING MACHINERY | 313580 | 313580 | 79162 | 79162 |
| 844314 LETTERPRESS PRI-MACH REEL FED | 18834 | 18834 | 589 | 589 |
| 844316 FLEXOGRAPHIC PRINTING MACHIN | 17067 | 17067 | 281753 | 281753 |
| 844317 GRAVURE PRINTING MACHINERY | 98996 | 98996 | 6891 | 6891 |
| 844319 HOT STAMPING MACHINES | 384436 | 384436 | 337916 | 337916 |
| 844331 FAXPRINTERS &COPIERS COMBINED | 33663 | 33663 | 42769 | 42769 |
| 844332 DOT MATRIX PRINTER FOR DP MACH | 204577 | 204577 | 135971 | 135971 |
| 844339 PHOTOCOPYING APPA FOR DP MACH | 106270 | 106270 | 153207 | 153207 |
| 844391 PART P-MACH PRINT BY PLATE/CYL | 32484 | 32484 | 20748 | 20748 |
| 844399 AUTOMATIC DOC FEEDER OF COPIER | 105392 | 105392 | 99492 | 99492 |
| 844400 MAC EXTRUD CUT M-MADE TEX-MATE | 80992 | 80992 | 22871 | 22871 |
| 844511 CARDING MACHINES | 175671 | 175671 | 111523 | 111523 |
| 844512 COMBING MACHINES | 110305 | 110305 | | |
| 844513 DRAWING /ROVING MACHINES | 120601 | 120601 | 170722 | 170722 |
| 844519 OTH BLOW ROOM MACHINERY | 121532 | 121532 | 46632 | 46632 |
| 844520 TEXTING SPINNING MACHINES | 430570 | 430570 | 1344306 | 1344306 |
| 844530 TEXTILE DOUBLING OR TWIST MACH | 38109 | 38109 | 35809 | 35809 |
| 844540 WEFT WINDING MACHINE | 210810 | 210810 | 360953 | 360953 |
| 844590 OTH MACH, TEXTILE FIBRE | 283811 | 283811 | 131353 | 131353 |
| 844610 WEAVING MACH FAB WD-NOT>30CM | | | 382 | 382 |
| 844629 OTH WEAVING MACHINES(LOOMS) | 37590 | 37590 | 32023 | 32023 |
| 844630 WEAV MACH FAB >30CM SHUTTLES | 385197 | 385197 | 402865 | 402865 |
| 844711 CIRCULAR KNIT MACH DIA-165MM | 75622 | 75622 | 14676 | 14676 |
| 844712 CIRCULAR KNIT MACH DIA>165MM | 25052 | 25052 | 43170 | 43170 |
| 844720 FLAT KNIT MACH STITCH-BONDING | 33848 | 33848 | 36823 | 36823 |
| 844790 MULTI HEAD EMBROIDERY MACHINES | 634056 | 634056 | 469423 | 469423 |
| 844811 DOBBIES JACQUARD COPY ETC MACH | | | 46550 | 46550 |
| 844819 OTH AUXILARY MACHIN HD84.44-47 | 297409 | 297409 | 148531 | 148531 |
| 844820 PARTS&ACCESORIES MACH H-84.44 | 12405 | 12405 | 5417 | 5417 |
| 844831 TOPS & FLATS CARD CLOTHING | 103667 | 103667 | 66912 | 66912 |
| 844832 PART ACCESORY MACH TEXT FIBRE | 9149 | 9149 | 3205 | 3205 |
| 844833 SPINDLE FLYER RING TRAVLLERS | 103852 | 103852 | 98370 | 98370 |
| 844839 OTH PARTS&ACCESSORIES 84.45 | 182379 | 182379 | 160276 | 160276 |
| 844842 REEDS FOR LOOMS | 28684 | 28684 | 22713 | 22713 |
| 844849 SHUTTLES | 50912 | 50912 | 35930 | 35930 |
| 844851 SINKERS NEEDLES & OTH ARTICLES | 36096 | 36096 | 34443 | 34443 |
| 844859 PART ACCESSORY MACH HEAD 84.47 | 53819 | 53819 | 28314 | 28314 |
| 844900 MACH MFG FINISH NON WOVENS | | | 1781 | 1781 |
| 845011 WASHING MACH FUL-AUTO NOT>10KG | 89815 | 89815 | 84787 | 84787 |
| 845012 O-MACH BUILT-CENTRIFUGAL DRIER | 1791 | 1791 | 2486 | 2486 |
| 845019 O-MACH DRY LINE CAPA -NOT>10KG | 10158 | 10158 | 4833 | 4833 |
| 845020 MACHINE DRY LINE CAP EXCE10KG | 765 | 765 | 18495 | 18495 |
| 845090 PARTS FOR H/HOLD WASH MACHINE | 34216 | 34216 | 1686 | 1686 |
| 845110 DRY-CLEANING MACHINES | 6721 | 6721 | 19462 | 19462 |
| 845129 OTH DRYING MACHINES | 41054 | 41054 | 67287 | 67287 |
| 845130 IRONING MACHINES & PRESSES | 13852 | 13852 | 15518 | 15518 |
| 845140 WASHING MACHINE | 165925 | 165925 | 260608 | 260608 |
| 845150 REELING UNREEL FOLDING ETC MAC | 12879 | 12879 | 22504 | 22504 |
| 845180 COATING/ LAMINATING MACH | 433545 | 433545 | 401449 | 401449 |
| 845190 PARTS FOR DRY CLEAN/DYING MACH | 50863 | 50863 | 36714 | 36714 |
| 845210 SWING MACH H-HOLD CKD/SKD COND | 7335 | 7335 | 17352 | 17352 |
| 845221 AUTOMATIC UNITS SEWING MACHINE | 35086 | 35086 | 10835 | 10835 |
| 845229 OTH SWING MACHINES | 174533 | 174533 | 199259 | 199259 |

Contd.

10.11 Imports by Economic Categories (Detail)

(In Thousand Rupees)

| Items | July, 2017 | From July, 2017 | July, 2016 | From July, 2016 |
|--|------------|-----------------|------------|-----------------|
| 845230 SEWING MACHINE NEEDLES | 13401 | 13401 | 7627 | 7627 |
| 845290 FURNITURE,BASES COVER SEWI MAC | 26533 | 26533 | 22522 | 22522 |
| 845310 MACH PREP,TANN HIDE,SKIN LEAT | 61452 | 61452 | 50334 | 50334 |
| 845320 MACH MAKING/REPARING FOOTWEAR | 33174 | 33174 | 12607 | 12607 |
| 845390 PARTS OF MACH TANNING,FOOTWEAR | 11187 | 11187 | 7259 | 7259 |
| 845410 CONVERTERS | 6507 | 6507 | | |
| 845420 INGOT MOULDS & LADLES | 1584 | 1584 | 1174 | 1174 |
| 845430 CASTING MACHINES | 48628 | 48628 | 55543 | 55543 |
| 845490 PARTS OF CONVERTERS LADLES ETC | 39299 | 39299 | 46724 | 46724 |
| 845510 TUBE MILLS | 22943 | 22943 | | |
| 845521 HOT/COMBIN HOT&COLD ROLING MIL | 45253 | 45253 | 157253 | 157253 |
| 845522 COLD, ROLLING MILLS | 12175 | 12175 | 1666 | 1666 |
| 845530 CAST IRON ROLE DIA NOT>91.44CM | 26203 | 26203 | 46987 | 46987 |
| 845590 OTH PARTS METAL ROLLING MILLS | 24348 | 24348 | 12014 | 12014 |
| 845611 MACH OPERATED BY LASER | 20357 | 20357 | 70617 | 70617 |
| 845612 MACH OPERATED BY PHOTON BEAM | 456 | 456 | | |
| 845620 MACH FOR DRY-ETCHING PATTERNS | 4948 | 4948 | | |
| 845630 MA-TOOL OPER ELECTRO DISCHARGE | 1189 | 1189 | 5375 | 5375 |
| 845690 O-MAC TOOL FOR REMOVAL OF MAT | 9270 | 9270 | 1432 | 1432 |
| 845710 MACHING CENTRE FOR WORK METAL | 20620 | 20620 | 52860 | 52860 |
| 845720 UNIT CONSTRUCTION MACH(SINGLE) | 6384 | 6384 | | |
| 845730 MULTI-STATION TRANSFER MACH | 18438 | 18438 | | |
| 845811 HORIZONT LATH NUMERICL CONTROL | 20910 | 20910 | 59704 | 59704 |
| 845819 OTHER, HORIZONTAL LATHES | 45862 | 45862 | 12560 | 12560 |
| 845891 OTH LATHES NUMERICALLY CONTROL | 2291 | 2291 | 214 | 214 |
| 845899 OTH LATHES FOR REMOVING METALS | 23722 | 23722 | 10637 | 10637 |
| 845910 WAY TYPE UNIT HEAD MACHINES | 3251 | 3251 | 1551 | 1551 |
| 845921 OTH DRILL MACH NUMERICAL CONT | 108 | 108 | | |
| 845929 DRIL MACH CAP62MM IRON50MM STL | 43831 | 43831 | 14314 | 14314 |
| 845931 OTH BOR/DRIL MACH NUMERI CONTR | 143 | 143 | 2540 | 2540 |
| 845941 OTH BROING MACH NUMERCAL CONT | 2116 | 2116 | 6880 | 6880 |
| 845949 OTHER BORING MACHINES | 111528 | 111528 | 3374 | 3374 |
| 845951 MILLING MACH KNEE TYPE N.CONTR | 779 | 779 | 562 | 562 |
| 845959 MILL MACH W TRAVERSER =<300MM | 15492 | 15492 | 8184 | 8184 |
| 845961 OTH MILLING MACH NUMERCAL CONT | | | 2826 | 2826 |
| 845969 VERTICAL TURRET MILLING MACHIN | 11473 | 11473 | 3455 | 3455 |
| 845970 OTH THREAD/TAPPING MACH N.CONT | 1063 | 1063 | 2499 | 2499 |
| 846019 OTH F.SURF GRIND MAC AXIS0.01M | 18321 | 18321 | 5992 | 5992 |
| 846024 OTH GRIND MACH NUMERICAL CONTR | | | 14866 | 14866 |
| 846029 OTH GRIND MACH AXIS 0.01MM | 10983 | 10983 | 831 | 831 |
| 846040 HONING OR LAPPING MACHINES | 27276 | 27276 | 422 | 422 |
| 846090 BENCH TYPE GRINDING MACHINE | 8189 | 8189 | 6980 | 6980 |
| 846120 SHAPING MACH STROKE UPTO 45 CM | 6189 | 6189 | 2129 | 2129 |
| 846140 GEAR CUTTING,GRIND/FINISH MACH | 10364 | 10364 | 1768 | 1768 |
| 846150 HACKSAW MACH D17.5CM,BLADE45CM | 27708 | 27708 | 22704 | 22704 |
| 846190 OTH MACH TOOL FOR METAL WORK | 3639 | 3639 | 7415 | 7415 |
| 846210 FORGING/DIESTAMPING MAC N-CONT | 2229 | 2229 | 2330 | 2330 |
| 846221 BEND,FOLD,ETC MACH NUM CONTROL | 17752 | 17752 | 6883 | 6883 |
| 846229 OTH BENDING,FOLDING MACH | 109376 | 109376 | 37496 | 37496 |
| 846231 SHEARING MACH NUMERICAL CONTRO | 2720 | 2720 | | |
| 846239 OTH SHEARING MACH | 15811 | 15811 | 28126 | 28126 |
| 846241 PUNCH/NOTCH MACH NUM CONTROLLED | 158 | 158 | 14597 | 14597 |
| 846249 OTH PUNCHING/NOTCHING MACH | 41977 | 41977 | 12710 | 12710 |
| 846291 HYD PRESS PRESUR < 60.963 MT | 9788 | 9788 | 19947 | 19947 |
| 846299 OTH PRESSES FOR WORK METAL | 84465 | 84465 | 22568 | 22568 |
| 846310 DRAW-BENCH FOR BARS,TUBES WIRE | | | 32504 | 32504 |
| 846320 THREAD ROLLING MACHINES | 3672 | 3672 | 3612 | 3612 |
| 846330 MACHINES FOR WORKING WIRE | 27416 | 27416 | 3116 | 3116 |
| 846390 OTH MACH TOOL WORKING METALS | 4003 | 4003 | 20819 | 20819 |

Contd.

10.11 Imports by Economic Categories (Detail)

(In Thousand Rupees)

| Items | July, 2017 | From July, 2017 | July, 2016 | From July, 2016 |
|---|------------|-----------------|------------|-----------------|
| 846410 SAWING MACHINES | 2094 | 2094 | 2329 | 2329 |
| 846420 GRINDING MACHINES | 2277 | 2277 | 6268 | 6268 |
| 846490 OTH MACH TOOL WORK STONE/CER/C | 4563 | 4563 | 13510 | 13510 |
| 846510 MACHINE FOR MECHANIC OPERATION | 18 | 18 | | |
| 846591 HACKSAW MACH W BLADE< 54.7CM | 2165 | 2165 | 254 | 254 |
| 846592 PLANING,MILLING, MOULD MACH | 5619 | 5619 | 646 | 646 |
| 846593 GRINDING SANDING POLISHING MAC | 21485 | 21485 | 2523 | 2523 |
| 846594 BENDING OR ASSEMBLING MACHINES | 2142 | 2142 | 858 | 858 |
| 846595 DRILLING OR MORTICING MACHINES | | | 62 | 62 |
| 846596 SPLITTING SLICING PARING MACH | | | 6408 | 6408 |
| 846599 OTH MACH TOOL FOR WOOD CORKETC | 1882 | 1882 | 11367 | 11367 |
| 846610 TOOL HOLDER SELF OPEN DIEHEAD | 4935 | 4935 | 7983 | 7983 |
| 846620 WORK HOLDERS | 100 | 100 | 816 | 816 |
| 846630 DIVIDING HEAD & ATTACH M-TOOL | | | 38 | 38 |
| 846691 OTH PART FOR MA-TOOL H.84.64 | 234 | 234 | 321 | 321 |
| 846692 OTH PART FOR MA-TOOL H.84.65 | 9337 | 9337 | 3752 | 3752 |
| 846693 PART MAC H-8458,8459,8460,8461 | 15964 | 15964 | 4581 | 4581 |
| 846694 PAR H-8462.1090,,9110,84659110 | 9773 | 9773 | 14538 | 14538 |
| 846711 PNEUMATIC ROTARY TYPE TOOLS | 160 | 160 | 321 | 321 |
| 846719 OTH PNEUMATIC TOOLS FOR WORK | 4442 | 4442 | 4690 | 4690 |
| 846721 DRILL W ELEC MOTOR OF ALL KIND | 38859 | 38859 | 12890 | 12890 |
| 846722 SAWS SELF CONTAINED ELE-MOTOR | 3616 | 3616 | 2288 | 2288 |
| 846729 OTH TOOL WITH ELECTRIC MOTOR | 68250 | 68250 | 47124 | 47124 |
| 846781 CHAIN SAWS | 2244 | 2244 | 4584 | 4584 |
| 846789 OTH TOOL WORKING IN HAND | 6213 | 6213 | 6559 | 6559 |
| 846791 PARTS OF CHAIN SAWS | 1504 | 1504 | 2485 | 2485 |
| 846792 PARTS OF PNEUMATIC TOOLS | 9453 | 9453 | 4296 | 4296 |
| 846799 OTH PART TOOL WOR IN THE HAND | 32710 | 32710 | 8311 | 8311 |
| 846820 OTH GAS-OPERATED MACH APPARATU | 2236 | 2236 | 725 | 725 |
| 846880 OTH MACH FOR SOLDER,BRAZING | 6395 | 6395 | 4415 | 4415 |
| 846890 PARTS FOR SOLDERING,BRAZIN MAC | 9686 | 9686 | 3786 | 3786 |
| 847010 ELEC CALCULATOR,DATA REC MAC | 9515 | 9515 | 6577 | 6577 |
| 847029 OTH ELECTRO CALCULATING MACHIN | 10 | 10 | 53 | 53 |
| 847030 OTHER CALCULATING MACHINES | 23 | 23 | | |
| 847050 CASH REGISTERS | 20305 | 20305 | 13687 | 13687 |
| 847090 OTH POSTAGE,TICKET ISSUE MACH | 2240 | 2240 | 30585 | 30585 |
| 847130 LAPTOP COMPUTERS,NOTEBOOKS | 2053411 | 2053411 | 2421535 | 2421535 |
| 847141 MICRO COMPUTERS | 2345 | 2345 | 121195 | 121195 |
| 847149 OTH D\I P MACH IN FORM OF SYSTEM | 23144 | 23144 | 17950 | 17950 |
| 847150 PROCESSI UNIT O/T,H-8471.41,49 | 407818 | 407818 | 288107 | 288107 |
| 847160 KEY BOARDS | 78529 | 78529 | 38945 | 38945 |
| 847170 FLOPPY DISK DRIVE | 179021 | 179021 | 77390 | 77390 |
| 847180 C.D.ROM WRITER | 7703 | 7703 | 17330 | 17330 |
| 847190 CONTROL UNITS | 31142 | 31142 | 113757 | 113757 |
| 847210 DUPLICATING MACHINES | 82 | 82 | 1639 | 1639 |
| 847230 SORTING/FOLDING/AFFIXING MACH | | | 37 | 37 |
| 847290 AUTOMATED TELLER MACHINES(ATM) | 256106 | 256106 | 185586 | 185586 |
| 847329 OTH PARTS OF MACH H-84.70 | 1836 | 1836 | 969 | 969 |
| 847330 CASING COMPUTER W POWER SUPPLY | 89309 | 89309 | 98984 | 98984 |
| 847340 PARTS/ACCESS MACHINE HEAD84.72 | 17429 | 17429 | 20586 | 20586 |
| 847350 PARTS/ACCESS MAC HD84.69-84.72 | 121 | 121 | 571 | 571 |
| 847410 SORT/SCR/SEP/WASH CEMENT IND | 75472 | 75472 | 128848 | 128848 |
| 847420 CRUSH/GRIND MACH,CEMENT INDUS | 484984 | 484984 | 1371690 | 1371690 |
| 847431 CONC/MORT MIXER FOR CEMENT IND | 182585 | 182585 | 63136 | 63136 |
| 847432 MACH FOR MIX MINE&BITME>150T/H | 233783 | 233783 | 29679 | 29679 |
| 847439 OTH MACH MIX MINERAL W-BITUMEN | 60078 | 60078 | | |
| 847480 HYD PRESS F CERAMIC IND>80 TON | 1091888 | 1091888 | 61241 | 61241 |
| 847490 PARTS CRASH/ MIX/HYD PRES MACH | 972233 | 972233 | 234854 | 234854 |
| 847510 MACH FOR MAKING ELEC LAMP/TUBE | 1464 | 1464 | | |

Contd.

10.11 Imports by Economic Categories (Detail)

(In Thousand Rupees)

| Items | July, 2017 | From July, 2017 | July, 2016 | From July, 2016 |
|---|------------|-----------------|------------|-----------------|
| 847521 MACH FOR MAKING OPTICAL FIBRE | | | 1065 | 1065 |
| 847529 OTH GLASS WORKING MACHINES | 34021 | 34021 | 110475 | 110475 |
| 847590 PARTS OF MACHINES H-NO.84.75 | 2474 | 2474 | 10460 | 10460 |
| 847621 BEVERAGE/VENDING MA W REFRIG | 514 | 514 | 412 | 412 |
| 847629 OTH,AUTOMA BEVERG-VENDING MACH | | | 588 | 588 |
| 847681 OTH MACH HEATING/REFRIG,DEVICE | 7751 | 7751 | | |
| 847689 OTH MACH INCL MONEY CHANG MACH | | | 563 | 563 |
| 847690 PARTS OF MACH HEADING 84.76 | | | 34 | 34 |
| 847710 INJECTION-MOULDING MACHINES | 408359 | 408359 | 234193 | 234193 |
| 847720 EXTRUDERS | 234909 | 234909 | 91990 | 91990 |
| 847730 BLOW MOULDING MACH CAP>0.22LT | 58793 | 58793 | 97140 | 97140 |
| 847740 VAC MOLD/THERFORM MACH=0.228LT | 19785 | 19785 | 1056 | 1056 |
| 847751 MACH MOULD PNEUMATIC TYRE,TUBE | | | 21050 | 21050 |
| 847759 OTH MACH FOR MOLDING/FORMING | 5453 | 5453 | | |
| 847780 OTH MACH FOR WORKING RUB/PLAST | 358768 | 358768 | 252088 | 252088 |
| 847790 PARTS OF MACH,WORKING RUB/PLAS | 96681 | 96681 | 101860 | 101860 |
| 847890 PARTS OF MACHINES OF H-84.78 | 19587 | 19587 | 21042 | 21042 |
| 847910 ASPHALT PAVERS | 152475 | 152475 | 47989 | 47989 |
| 847920 MACH FOR EXTRACT/PREP FATS/OIL | 301488 | 301488 | 7820 | 7820 |
| 847930 PRESS PARTICULAR/FIBRE BOARD ETC | 19722 | 19722 | 5219 | 5219 |
| 847940 ROPE OR CABLE MAKING MACHINES | 57934 | 57934 | 37589 | 37589 |
| 847950 INDUSTRIAL ROBOTS(N.E.S.) | | | 517 | 517 |
| 847960 EVAPORATIVE AIR COOLERS | 23991 | 23991 | 41528 | 41528 |
| 847971 PASSE BOARD BRIDGE.AIRPORT USE | 1094 | 1094 | 56328 | 56328 |
| 847979 OTH PASSENGER BOARDING BRIDGES | 1455 | 1455 | | |
| 847981 MA FOR TREATING METAL/FLE WIRE | 2133 | 2133 | 36380 | 36380 |
| 847982 MATCH MAKING MACHINES | 100304 | 100304 | 87882 | 87882 |
| 847989 FASTENING/THREAD SUCKING MACH | 825849 | 825849 | 498245 | 498245 |
| 847990 PART OF MA H- 8479.20.60.82.84 | 160581 | 160581 | 82676 | 82676 |
| 848010 MOULDING BOXES FOR MET FOUNDRY | 2655 | 2655 | 75 | 75 |
| 848020 MOULD BASES | 6492 | 6492 | 4558 | 4558 |
| 848030 MOULDING PATTERNS | 134 | 134 | 1077 | 1077 |
| 848041 INJECTION OR COMPRESSION TYPES | 11125 | 11125 | 2686 | 2686 |
| 848049 OTH, MOULDS FOR METAL/CARBIDES | 42399 | 42399 | 29990 | 29990 |
| 848050 MOLULDS FOR GLASS | 7726 | 7726 | 527 | 527 |
| 848060 MOULDS FOR MINERAL MATERIALS. | 50798 | 50798 | 132990 | 132990 |
| 848071 INJECTION OR COMPRESSION TYPES | 79983 | 79983 | 39435 | 39435 |
| 848079 OTH MOULDS FOR RUBBER/PLASTICS | 228225 | 228225 | 57510 | 57510 |
| 848110 PRESSURE-REDUCING VALVES | 132399 | 132399 | 328757 | 328757 |
| 848120 VALVES,OLEOHYD/PNEUMATIC TRANS | 19412 | 19412 | 13685 | 13685 |
| 848130 CHECK (NONRETURN) VALVES | 117232 | 117232 | 283518 | 283518 |
| 848140 SAFETY OR RELIEF VALVES | 80559 | 80559 | 236846 | 236846 |
| 848180 COCK FUEL TANK FOR AGR-TRACTOR | 889204 | 889204 | 843281 | 843281 |
| 848190 PARTS OF APPLICANCE H-NO.84.81 | 834012 | 834012 | 86074 | 86074 |
| 848210 BALL BEARINGS. | 657589 | 657589 | 386725 | 386725 |
| 848220 TAPERD ROLLER BEARING INC CONE | 124132 | 124132 | 52965 | 52965 |
| 848230 SPHERICAL ROLLER BEARINGS | 36440 | 36440 | 27260 | 27260 |
| 848240 NEEDLE ROLLER BEARINGS | 14120 | 14120 | 7466 | 7466 |
| 848250 OTH CYCLINRICAL ROLLER BEARING | 55422 | 55422 | 14318 | 14318 |
| 848280 OTH COMBINED BALL/ROLLER BEAR | 73875 | 73875 | 75341 | 75341 |
| 848291 BALLS, NEEDLES/ROLLERS PARTS | 23268 | 23268 | 16360 | 16360 |
| 848299 RINGS FOR BEARINGS | 17546 | 17546 | 15285 | 15285 |
| 848310 DIFFEREN SHAFT/PART AG-TRACTOR | 290140 | 290140 | 204684 | 204684 |
| 848320 BEARING HOUSING-BALL/ROLR BEAR | 15539 | 15539 | 9314 | 9314 |
| 848330 PLAIN SHAFT BEARING VEH H-87 | 127006 | 127006 | 122681 | 122681 |
| 848340 GEAR BOXES/S-CHANG AG-TRACTOR | 310256 | 310256 | 283696 | 283696 |
| 848350 FLYWHEELS M-CARS H-8703,4,11 | 16028 | 16028 | 13384 | 13384 |
| 848360 CLUTCHES | 58863 | 58863 | 56258 | 56258 |
| 848390 TOOTHED WHEELS ETC AGR-TRACTOR | 66500 | 66500 | 43996 | 43996 |

Contd.

10.11 Imports by Economic Categories (Detail)

(In Thousand Rupees)

| Items | July, 2017 | From July, 2017 | July, 2016 | From July, 2016 |
|--|------------|-----------------|------------|-----------------|
| 848410 SPIRAL WOUNDS | 82075 | 82075 | 75196 | 75196 |
| 848420 MECHANICAL SEALS OF VEH CH-87 | 117713 | 117713 | 39232 | 39232 |
| 848490 OTH GASKET&SIMI JOINT DISSIMIL | 125046 | 125046 | 82636 | 82636 |
| 848640 MACH FOR MANU OF I-CIRCUIT,NES | 284 | 284 | | |
| 848710 SHIPS/BOATS,PROPELLERS&BLADES | 767 | 767 | | |
| 848790 OTH OIL SEALS FOR VEHICL CH-87 | 53403 | 53403 | 39808 | 39808 |
| 850110 ELEC MOTOR OUTPUT NOT>37.5.WAT | 99887 | 99887 | 76355 | 76355 |
| 850120 UNIVERSAL AC/DC MOTOR >37.5 W | 148849 | 148849 | 42059 | 42059 |
| 850131 PHOTOVOLTAIC GEN.WIT PHOTOCCEL | 33976 | 33976 | | |
| 850132 PHOTOVOLTAIC GENERATORS | 4169 | 4169 | 14988 | 14988 |
| 850133 OTH DC MOTO/GEN 0-P-75KW-375KW | 4794 | 4794 | 10099 | 10099 |
| 850134 OTH DC MOTOR/GEN OUTPUT >375KW | 84100 | 84100 | | |
| 850140 OTH AC MOTOR S/PH O-P NOT>60W | 723439 | 723439 | 105459 | 105459 |
| 850151 SUBMERSIBLE MOTOR O-P NOT>750W | 45478 | 45478 | 25123 | 25123 |
| 850152 AC MOTORS,OUTPUT-750W-75KW | 164466 | 164466 | 122165 | 122165 |
| 850153 AC MOTORS OUTPUT-75KW-375KW | 220791 | 220791 | 76236 | 76236 |
| 850161 AC GENERATORS OUTPUT NOT>75KVA | 98092 | 98092 | 73785 | 73785 |
| 850162 AC GENERATORS OUTPUT-75-375KVA | 58822 | 58822 | 24292 | 24292 |
| 850163 AC GENERATOR 0-P-375KVA-750KVA | 3875 | 3875 | 2723 | 2723 |
| 850164 AC GENERATOR O-PUT 750-1100KVA | | | 170887 | 170887 |
| 850211 EL GENA SET(DIES ENG)NOT>5KVA | 164347 | 164347 | 593656 | 593656 |
| 850212 GENER SET(DIESEL)OP- 75-375KVA | 312885 | 312885 | 146948 | 146948 |
| 850213 GENER SET(DIESEL)-375-1100KVA | 617531 | 617531 | 656150 | 656150 |
| 850220 GENER SET(SP-ING ENG)OP>375KVA | 828053 | 828053 | | |
| 850231 GENERATING SETS,WIND POWERED | 8912610 | 8912610 | 2927944 | 2927944 |
| 850239 OTHER GENERATING SETS | 1115028 | 1115028 | 2124605 | 2124605 |
| 850300 PARTS OF MACHINE HEAD 85.01 | 1154441 | 1154441 | 1413503 | 1413503 |
| 850410 BALLAST FOR DISCHARG LAMP/TUBE | 8729 | 8729 | 15291 | 15291 |
| 850421 LIQ DI-ELE TRANSFOR-NOT>650KVA | | | 46667 | 46667 |
| 850422 LIQ D-E T/FORMER-650-10000KVA | | | 25069 | 25069 |
| 850423 LIQ DI-ELE T/FORMER >10000KVA | 1177696 | 1177696 | 855688 | 855688 |
| 850431 OTH TRANSFORMER-PHC-NOT>1 KVA | 100206 | 100206 | 211132 | 211132 |
| 850432 OTH TRANSFORMER-PHC-1KVA-16KVA | 32456 | 32456 | 7765 | 7765 |
| 850433 OTH TRANSFORMER-PHC-16-500KVA | 155527 | 155527 | 289941 | 289941 |
| 850434 OTH TRANSFORMER-PHC>500 KVA | 827249 | 827249 | 134884 | 134884 |
| 850440 UPS OF POWER RATING UPTO-15KVA | 1002306 | 1002306 | 677591 | 677591 |
| 850450 OTHER INDUCTORS | 24496 | 24496 | 9488 | 9488 |
| 850490 ON LOAD TAPE CHANGER TRANSFORM | 196380 | 196380 | 160833 | 160833 |
| 850511 PERMANENT MAGNET&ARTI OF METAL | 16022 | 16022 | 6915 | 6915 |
| 850519 OTH PERMANENT MAGNETS&ARTICLES | 37133 | 37133 | 7863 | 7863 |
| 850520 EL-MAGNET COUPLING,CLUTCH ETC | 2384 | 2384 | 17860 | 17860 |
| 850590 OTH EL-MAGNET INC/PART HD85.05 | 11618 | 11618 | 8177 | 8177 |
| 850610 MANGANESE DIOXIDE P/CELL&BATT | 131870 | 131870 | 67426 | 67426 |
| 850630 MERCURIC OXIDE P/CELL&BATTERIES | | | 1 | 1 |
| 850640 SILVER OXIDE P/CELL&BATTERIES | 13 | 13 | | |
| 850650 LITHIUM PRIMARY CELL&BATTERIES | 28547 | 28547 | 74962 | 74962 |
| 850660 AIR ZINC PRIMARY CELL&BATTERIES | 1057 | 1057 | 299 | 299 |
| 850680 OTHER PRIMARY CELL&BATTERIES | 25735 | 25735 | 23525 | 23525 |
| 850690 BRASS CAP FOR DRY BATTERY CELL | 1301 | 1301 | 4597 | 4597 |
| 850710 MEANT M-CARS H-87.03&VEH-4,11 | 1351 | 1351 | 934 | 934 |
| 850720 LEAD-ACID BATTERY FOR TELE EXCH | 654249 | 654249 | 463822 | 463822 |
| 850730 NICKEL-CADMIUM ACCUMULATORS | 21045 | 21045 | 2740 | 2740 |
| 850740 NICKEL-IRON ACCUMULATORS | 11 | 11 | | |
| 850750 BATTRIES NICKEL-METAL HYDRIDE | 1728 | 1728 | 1098 | 1098 |
| 850760 BATTRIES LITHIUM-ION | 7411 | 7411 | 6306 | 6306 |
| 850780 OTHER ACCUMULATORS | 29281 | 29281 | 31605 | 31605 |
| 850790 PARTS EL-ACCMOLATOR INCL SEPR | 30594 | 30594 | 17723 | 17723 |
| 850811 VACUUM CLEANER POWER NOT>1500W | 6975 | 6975 | 10438 | 10438 |
| 850819 OTH VACUUM CLEANERS SELF MOTOR | 2374 | 2374 | 2808 | 2808 |

Contd.

10.11 Imports by Economic Categories (Detail)

(In Thousand Rupees)

| Items | July, 2017 | From July, 2017 | July, 2016 | From July, 2016 |
|---------------------------------------|------------|-----------------|------------|-----------------|
| 850860 INDUSTRIAL VACUUM CLEANER | 611 | 611 | 798 | 798 |
| 850870 PARTS OF VACCUM CLEANERS | 153 | 153 | 138 | 138 |
| 850940 FOOD GRINDERS- DOMESTIC | 63279 | 63279 | 67356 | 67356 |
| 850980 OTH DOMESTIC APPLIANC | 9488 | 9488 | 8446 | 8446 |
| 850990 PARTS DOMESTIC APPLIAN | 60147 | 60147 | 42874 | 42874 |
| 851010 SHAVERS SELF CONTAINED EL-MOTO | 10048 | 10048 | 7417 | 7417 |
| 851020 HAIR CLIPPERS SELF CON EL-MOTO | 3394 | 3394 | 2790 | 2790 |
| 851030 HAIR-REMOVING APPLIANCES | 1361 | 1361 | 1171 | 1171 |
| 851090 PART OF SHAVER/CLIPPER/REMOVER | 60 | 60 | 4171 | 4171 |
| 851110 SPARKING PLUGS | 113839 | 113839 | 96726 | 96726 |
| 851120 MAGNETO FOR VEH OF HEAD-8711 | 10069 | 10069 | 8915 | 8915 |
| 851130 IGNITION COILS FOR VEH, H-8711 | 56131 | 56131 | 38004 | 38004 |
| 851140 SARTERS AG-TRACTOR-H-8701.9020 | 47163 | 47163 | 16043 | 16043 |
| 851150 ALTERNATOR ASSEMBLY AG-TRACTOR | 29440 | 29440 | 2534 | 2534 |
| 851180 HEATER/GLOW PLUGS- AGR-TRACTOR | 9535 | 9535 | 4891 | 4891 |
| 851190 ALUM CASTED DISTRI CASE M-CARS | 109749 | 109749 | 81971 | 81971 |
| 851210 LIGHTS SIG EQUIP BICYCLE USED | 261 | 261 | 54 | 54 |
| 851220 HEAD LIGHT M-VEH H-8703,8711 | 211990 | 211990 | 136265 | 136265 |
| 851230 SOUND SIGN EQU VEH H-8703,4,11 | 23709 | 23709 | 17609 | 17609 |
| 851240 WIPER ARM,BLA CAR-H-8703 V-3,4 | 5440 | 5440 | 6467 | 6467 |
| 851310 MINER'S SAFETY LAMPS | 86569 | 86569 | 59980 | 59980 |
| 851390 PARTS OF MINERS SAFTY LAMPS | 2714 | 2714 | 796 | 796 |
| 851410 RESISTANCE HEAT FURNANCE/OVEN | 3146 | 3146 | 1200 | 1200 |
| 851420 FUR\OVE BY INDUCTION/DIELE LOS | 4818 | 4818 | 264 | 264 |
| 851430 OTH FURNANCES AND OVENS | 42752 | 42752 | 34852 | 34852 |
| 851440 OTH IND/DI-EL HEATING EQUIPMNT | 2944 | 2944 | 6166 | 6166 |
| 851490 PARTS OF INDUS/LAB FURN & OVEN | 8126 | 8126 | 7577 | 7577 |
| 851511 SOLDERING IRONS AND GUNS | 4844 | 4844 | 2078 | 2078 |
| 851519 OTH BRAZING/SOLDER IRONS&GUNS | 9300 | 9300 | 9387 | 9387 |
| 851521 MACHINES,RES WELDING OF METAL | 12230 | 12230 | 3468 | 3468 |
| 851529 OTH MACH RES WELDING OF METAL | 8286 | 8286 | 3902 | 3902 |
| 851531 MACH ARC WELDING METAL F/AUTO | 20442 | 20442 | 47677 | 47677 |
| 851539 OTH MACH/APP ARC WELDING METAL | 78353 | 78353 | 118647 | 118647 |
| 851580 OTH MACH/APP HOT SPRAYING METL | 22290 | 22290 | 6609 | 6609 |
| 851590 PARTS(OF HEADING NO.85.15) | 18369 | 18369 | 27212 | 27212 |
| 851610 ELE INSTANEOUS/IMERSION HEATER | 2425 | 2425 | 6397 | 6397 |
| 851621 STORAGE HEATING RADIATORS | 2283 | 2283 | 643 | 643 |
| 851629 OTH ELE SPACE/SOIL HEATNG APPA | 15208 | 15208 | 6497 | 6497 |
| 851631 HAIR DRYERS | 4177 | 4177 | 2699 | 2699 |
| 851632 OTHER HAIR DRESSING APPARATUS | 5382 | 5382 | 5526 | 5526 |
| 851633 HAND DRYING APPARATUS | 985 | 985 | 431 | 431 |
| 851640 ELECTRIC SMOOTHING IRONS | 28039 | 28039 | 13029 | 13029 |
| 851650 MICROWAVE OVENS | 1519 | 1519 | 54930 | 54930 |
| 851660 ELECTRIC OVEN | 42540 | 42540 | 22395 | 22395 |
| 851671 ELECTRIC COFFEE OR TEA MAKERS | 17814 | 17814 | 2275 | 2275 |
| 851672 ELECTRIC TOASTERS | 347 | 347 | 438 | 438 |
| 851679 INSECT KILLER | 15635 | 15635 | 13565 | 13565 |
| 851680 ELEC HEATING ELEMENT REFRIG | 20380 | 20380 | 14885 | 14885 |
| 851690 PARTS EL-THERMIC APP H-85.16 | 110122 | 110122 | 17963 | 17963 |
| 851711 LINE TELEPHONE CORDLESS H-SETS | 14077 | 14077 | 1738 | 1738 |
| 851712 CELLULAR MOBILE PHONE | 7524054 | 7524054 | 4844471 | 4844471 |
| 851718 VIDEO PHONE FOR CEL/W-LESS NET | 11328 | 11328 | 4948 | 4948 |
| 851761 BASE STATIONS FOR WIRELESS N-W | 479491 | 479491 | 410326 | 410326 |
| 851762 VOICE FREQUECY TELEGRAPHY MACH | 1109271 | 1109271 | 773592 | 773592 |
| 851769 ISDN SYSTEM | 576423 | 576423 | 283913 | 283913 |
| 851770 PARTS OF NETWORKING EQUIP | 353677 | 353677 | 224743 | 224743 |
| 851810 MICROPHONE FREQ 300 HZ-3.4 KHZ | 5087 | 5087 | 3753 | 3753 |
| 851821 SINGLE L/SP MOUNTED IN ENCLOUR | 22223 | 22223 | 19962 | 19962 |
| 851822 MULIPLE L/SP MOUNTED IN ENCL | 13070 | 13070 | 10997 | 10997 |

Contd.

10.11 Imports by Economic Categories (Detail)

(In Thousand Rupees)

| Items | July, 2017 | From July, 2017 | July, 2016 | From July, 2016 |
|---------------------------------------|------------|-----------------|------------|-----------------|
| 851829 L/SP W/OUT HOUS FREQ300-3.4KHZ | 86201 | 86201 | 43020 | 43020 |
| 851830 HEAD/EAR/MICRO PHONE SPEAK SET | 48835 | 48835 | 48113 | 48113 |
| 851840 AUDIO FREQUENCY ELEC.AMPLIFIER | 6092 | 6092 | 7050 | 7050 |
| 851850 ELECTRIC SOUND AMPLIFIER SETS | 2888 | 2888 | 1139 | 1139 |
| 851890 PARTS & ACCESSORIES HEAD 85.18 | 12937 | 12937 | 6604 | 6604 |
| 851930 TURNTABLES (RECORD-DECKS) | | | 14 | 14 |
| 851981 DUBBING SYSTEM OF FILM STUDIOS | | | 63 | 63 |
| 851989 OTH COMPACT DISK PLAYERS | 4532 | 4532 | 3853 | 3853 |
| 852110 V.C.R | 20775 | 20775 | 3697 | 3697 |
| 852190 LASER VIDEO DISCS PLAYER | 18479 | 18479 | 12974 | 12974 |
| 852380 DATA/SOUND RECORDED AUTO.DPM | 8960 | 8960 | 237590 | 237590 |
| 852550 RADIO BROADCAST TRANSMITTER | 4032 | 4032 | 30490 | 30490 |
| 852560 BLUE TOOTH CONN TO DP MACHINE | 54425 | 54425 | 40359 | 40359 |
| 852580 CLOSE CIRCUIT TV CAMERAS | 174595 | 174595 | 118727 | 118727 |
| 852610 RADAR APPARATUS | 293 | 293 | 31724 | 31724 |
| 852691 RADIO NAVIGATIONAL AID APPARAT | 8556 | 8556 | 56372 | 56372 |
| 852692 RADIO REMOTE CONTROL APPARATUS | 40 | 40 | 1776 | 1776 |
| 852712 POCKETSIZE RADIOCASSETE PLAYER | 35 | 35 | 1 | 1 |
| 852713 OTH APPA COMB W/SOUND REC/PRO | | | 169 | 169 |
| 852719 OTH RECORDING/REPRODUCING APPA | 3494 | 3494 | 1763 | 1763 |
| 852721 OTH RADIO BRO-RECEIVER FOR VEH | 7749 | 7749 | 12066 | 12066 |
| 852729 OTH SOUND REC/REPRO APPA VEH | 20316 | 20316 | 10548 | 10548 |
| 852791 OTH APPA COMB W/SOUND REC/PRO | | | 88 | 88 |
| 852799 MODEMS FOR SUND RECOD APPA | 51 | 51 | 68 | 68 |
| 852842 CRT MONITOR FOR AUTO DATA MACH | 145 | 145 | 4272 | 4272 |
| 852849 OTH CATHODE-RAY TUBE MONITORS | 111386 | 111386 | 149 | 149 |
| 852852 OTH MONITOR DATA PROCESSING S. | 36759 | 36759 | 170233 | 170233 |
| 852859 OTHER MONITORS OF H-8471 | 48400 | 48400 | 16466 | 16466 |
| 852862 MULTIMEDIA PROJECTOR | 40292 | 40292 | 8403 | 8403 |
| 852869 OTHER PROJECTORS FOR DP H84.71 | 61755 | 61755 | 60 | 60 |
| 852871 REC APPA-SATELLITE DISH RECEIV | 3520 | 3520 | 21224 | 21224 |
| 852872 LIQUID CRYSTAL DISPLAY(LCD) TV | 890959 | 890959 | 625129 | 625129 |
| 852873 OTH MONOCHROME RECEPTION-APPA | 367 | 367 | | |
| 852910 PARTS ACCE CABLE,TV/SATA RECEV | 14774 | 14774 | 11103 | 11103 |
| 852990 T.V. TUNERS | 192523 | 192523 | 58129 | 58129 |
| 853010 EL-SIGNAL EQP RAILWAY/TRAMWAY | 2389 | 2389 | | |
| 853080 OTH SIGNAL EQP EL TRAFIC CONT | 64270 | 64270 | 4643 | 4643 |
| 853090 PARTS OF EQP HEAD 85.30 | 1072 | 1072 | 1664 | 1664 |
| 853110 BURGLAR/FIRE ALARMS/SIMIL APPT | 30857 | 30857 | 84782 | 84782 |
| 853120 INDICATOR PANEL INCORP LCD/LED | 16902 | 16902 | 23737 | 23737 |
| 853180 OTHER APPARATUS | 5708 | 5708 | 6595 | 6595 |
| 853190 PANIC BUTTON | 26454 | 26454 | 11657 | 11657 |
| 853210 FIX CAPACITO 50/60HZ CAP.5KVAR | 4071 | 4071 | 57479 | 57479 |
| 853221 TANTALUM, FIXED CAPACITOR | 164 | 164 | 257 | 257 |
| 853222 ALUMINIUM ELECROLYTIC FIX CAP | 935 | 935 | 4168 | 4168 |
| 853223 CERAMIC DIELEC,SIN-LYR FIX CAP | 1854 | 1854 | 337 | 337 |
| 853224 CERAMIC DIELEC MUL-LYR FIX CAP | 3927 | 3927 | 3208 | 3208 |
| 853225 DIELECTRIC PAPER PLAS FIX CAP | 1906 | 1906 | 1547 | 1547 |
| 853229 OTHER FIXED CAPACITORS | 30477 | 30477 | 17542 | 17542 |
| 853230 OTH VARIA/ADJUST(PRE-SET) CAPA | 1478 | 1478 | 1324 | 1324 |
| 853290 CAPACITERS DECKS WITH TERMINAL | 6633 | 6633 | 1693 | 1693 |
| 853310 FIXED CARBON RES COMP/FILMTYPE | 15314 | 15314 | 12229 | 12229 |
| 853321 OTH FIXED RES CAPACITY NOT>20W | 678 | 678 | 1292 | 1292 |
| 853329 OTHER FIXED RESISTORS | 31501 | 31501 | 11045 | 11045 |
| 853331 W/WOUND RESISTOR CAPA NOT>20 W | 1441 | 1441 | 2819 | 2819 |
| 853339 OTH W/WOUND VARIABLE RESISTORS | 9267 | 9267 | 1699 | 1699 |
| 853340 OTH VAR RES INCL REHEOSTATS | 14053 | 14053 | 5431 | 5431 |
| 853390 PARTS FOR ELECTRICAL RESISTERS | 1738 | 1738 | 128 | 128 |
| 853400 PRINTED CIRCUITS | 40614 | 40614 | 26465 | 26465 |

Contd.

10.11 Imports by Economic Categories (Detail)

(In Thousand Rupees)

| Items | July, 2017 | From July, 2017 | July, 2016 | From July, 2016 |
|--|------------|-----------------|------------|-----------------|
| 853510 FUSES FOR VOLTAGE >1000 VOTTS | 1352 | 1352 | 2384 | 2384 |
| 853521 AUTOMA C-BRAKER VOT 17.5KV | 112649 | 112649 | 115419 | 115419 |
| 853529 OTH AUTOMATIC CIRCUIT BRAKER | 206387 | 206387 | 19847 | 19847 |
| 853530 ISOLATING SWITCH UPTO 145 KV | 37723 | 37723 | 23523 | 23523 |
| 853540 VOLTAGE LEMINTERS UPTO 245 KV | 9686 | 9686 | 26328 | 26328 |
| 853590 ELEC APP SWITCHING CIR>1000VOL | 77562 | 77562 | 66898 | 66898 |
| 853610 FUSES FOR VOLTAGE <1000 VOLTS | 10378 | 10378 | 9721 | 9721 |
| 853620 AUTO CIRCUIT BREAKER>10AMP | 390416 | 390416 | 170301 | 170301 |
| 853630 OTH APP PROTECTING ELEC CIRCU | 58134 | 58134 | 10156 | 10156 |
| 853641 RELAYS FOR VOLTAGE NOT>60V | 12561 | 12561 | 10679 | 10679 |
| 853649 OTHER, RELAYS | 242898 | 242898 | 82101 | 82101 |
| 853650 PRESSURE SWITCHES | 119175 | 119175 | 86627 | 86627 |
| 853661 LAMP HOLDERS | 5741 | 5741 | 8846 | 8846 |
| 853669 PLUGS&SOCKET PINS 16& ABOVE | 168426 | 168426 | 122142 | 122142 |
| 853670 CONNECTORS FOR OPTICALFIBRES | 4099 | 4099 | 4471 | 4471 |
| 853690 WAFER PROBES ELECTRICAL | 219577 | 219577 | 107290 | 107290 |
| 853710 FUSE BOX VEH H-8711NOT >1000 V | 1242820 | 1242820 | 516338 | 516338 |
| 853720 BODIES,CONSOLE ETC VOLT>1000V | 495177 | 495177 | 125179 | 125179 |
| 853810 BOARD,PANELS GOODS HEAD 85.37 | 48691 | 48691 | 48985 | 48985 |
| 853890 VACCUM INTERRUPTERS CIR.BRAKER | 230006 | 230006 | 324568 | 324568 |
| 853910 SEALED BEAM LAMP UNITS | 22890 | 22890 | 8360 | 8360 |
| 853921 AUTO BULBS | 45132 | 45132 | 24751 | 24751 |
| 853922 OTH LAMPS 200W FOR VOLT>100V | 6696 | 6696 | 4219 | 4219 |
| 853929 BULBS FOR AUTOMOTIVE VEHICLES | 44878 | 44878 | 43752 | 43752 |
| 853931 ENERGY SAVING LAMPS | 386025 | 386025 | 790481 | 790481 |
| 853932 ENER G SAVING LAMP(MERCU/SODIUM | 16699 | 16699 | | |
| 853939 OTH MERCURY/SOD VAPOR LAMP | 1484 | 1484 | 13453 | 13453 |
| 853941 ARC-LAMPS (ELECTRIC) | 197 | 197 | 500 | 500 |
| 853949 INFRA-RED LAMPS | 2532 | 2532 | 3886 | 3886 |
| 853950 LED LAMP BULB | 636296 | 636296 | | |
| 853990 TUNGSTEN FILAMENT&LEAD WIRE | 48269 | 48269 | 47200 | 47200 |
| 854020 TV CAMERA TUBE(IMAG CONVERTER) | | | 353 | 353 |
| 854060 OTHER CATHODE-RAY TUBES | 511 | 511 | | |
| 854071 MAGNETRONS | 45335 | 45335 | 1674 | 1674 |
| 854079 OTH,MICROWAVE TUBE,CARCINOTR | 98 | 98 | 71 | 71 |
| 854081 RECEIVER/AMPLIFIER VALVE TUBE | 935 | 935 | 883 | 883 |
| 854089 OTHER VALVES ANA TUBES,N.S. | 716 | 716 | | |
| 854099 OTH PARTS OF HEADING NO.85.40 | 211 | 211 | | |
| 854110 DIODES,OTH THAN PHOTOSENSITIVE | 30322 | 30322 | 9609 | 9609 |
| 854121 TRANSIS W-DISSPATON RATE<1W | 2627 | 2627 | 1281 | 1281 |
| 854129 OTH TRANSISTOR O/TH PHOTUSEN | 10117 | 10117 | 7575 | 7575 |
| 854130 THYRISTORS DIACS AND TRIACS | 892 | 892 | 317 | 317 |
| 854140 PHOTOSENSITIV SEMICONDUCTOR DE | 2480587 | 2480587 | 3699618 | 3699618 |
| 854150 OTH SEMICONDUCTOR DEVICES | 24302 | 24302 | 3754 | 3754 |
| 854160 MOUNTED PIEZO-ELECTRIC CRYSTAL | 5164 | 5164 | 1573 | 1573 |
| 854190 PARTS OF APPARATUS OF H-85.41 | 2498 | 2498 | 1153 | 1153 |
| 854231 PROCESSORS & CONTROLLERS | 54817 | 54817 | 18211 | 18211 |
| 854232 MEMORIES | 2982 | 2982 | 12852 | 12852 |
| 854233 AMPLIFIERS | 1660 | 1660 | 882 | 882 |
| 854239 OTH ELECTRO INTEGRATED CIRCUIT | 94477 | 94477 | 42019 | 42019 |
| 854290 PARTS OF ELEC INTIGRAT CIRCUIT | 22437 | 22437 | 1005 | 1005 |
| 854310 PARTICLES ACCELERATORS | | | 197104 | 197104 |
| 854320 SIGNAL GENERATORS | 1204 | 1204 | 1360 | 1360 |
| 854330 MACH APPA EL-PLATNG ELECTROLYS | 3871 | 3871 | 50308 | 50308 |
| 854370 REMOTE CONTROL | 444888 | 444888 | 211544 | 211544 |
| 854390 PART MACH 8543.1900&8543.2000 | 11798 | 11798 | 24743 | 24743 |
| 854411 ENAMELED COPER WIRE NYLON COVR | 35707 | 35707 | 18087 | 18087 |
| 854419 OTHER WINDING WIRE OF COPPER | 51560 | 51560 | 56109 | 56109 |
| 854420 CO-AXIAL CABLE & CONDUCTORS | 64987 | 64987 | 68742 | 68742 |

Contd.

10.11 Imports by Economic Categories (Detail)

(In Thousand Rupees)

| Items | July, 2017 | From July, 2017 | July, 2016 | From July, 2016 |
|--|------------|-----------------|------------|-----------------|
| 854430 WIRING/CABLE CAR/VEH-8703,4,11 | 45270 | 45270 | 22226 | 22226 |
| 854442 COMPUTER LEADS WITH CONNECTOR | 180255 | 180255 | 212088 | 212088 |
| 854449 TELEPHONE CABLES | 720722 | 720722 | 325648 | 325648 |
| 854460 OTH EL CON FOR VOLTAGE >1000V | 317301 | 317301 | 148179 | 148179 |
| 854470 OPTICAL FIBRE CABLES | 54623 | 54623 | 92370 | 92370 |
| 854511 ELECTRODES USED IN FURNACES | 25029 | 25029 | | |
| 854519 OTHER ELECTRODES | 1298 | 1298 | 1347 | 1347 |
| 854520 CARBON BRUSHES | 2147 | 2147 | 3309 | 3309 |
| 854590 OTH CARBON MOTOR VEHI/TRACTOR | 537 | 537 | 358 | 358 |
| 854620 EELECTRICAL INSULATOR CERAMICS | 417625 | 417625 | 60351 | 60351 |
| 854690 OTH ELE INSU OTH THN GLAS,CERA | 10583 | 10583 | 86725 | 86725 |
| 854710 INSULATING FITTINGS OF CERMIC | 203 | 203 | 107 | 107 |
| 854720 INSULATING FITTINGS OF PLASTIC | 1616 | 1616 | 3726 | 3726 |
| 854790 OTH INSULATIN FITT PLAS/CERMIC | 81107 | 81107 | 3185 | 3185 |
| 854810 BATTERIES PLATES | 116514 | 116514 | 56711 | 56711 |
| 854890 OTH,PARTS ELE MACHINE/APP NES | 434 | 434 | 86 | 86 |
| 860210 DIESEL ELECTRIC LOCOMOTIVES | 4796286 | 4796286 | | |
| 860400 RAIL/TRAMWAY MAINTENANCE VEHIC | | | 560080 | 560080 |
| 860630 SELF DISCHARGING VANS,WAGONS | 528648 | 528648 | 192 | 192 |
| 860699 OTH RAIL, TRAMWAY GOOD VAN(NSP) | | | 1004436 | 1004436 |
| 860719 OTH INCL PARTS AXELS/WHEEL | 281382 | 281382 | 96190 | 96190 |
| 860721 AIR BRAKES AND PARTS THEREOF | 7011 | 7011 | 1220 | 1220 |
| 860791 OTHER PARTS OF LOCOMOTIVES | 442967 | 442967 | 466264 | 466264 |
| 860799 OTH RAILWAY LOCOMOT STOCK PART | 22 | 22 | | |
| 860800 RAIL/TRAMWAY TRACK FIXTURES | 23378 | 23378 | 785 | 785 |
| 860900 CONTINERS SPECIL DESI,EQUIPPED | 59457 | 59457 | 26267 | 26267 |
| 870120 COMP ROAD TRACTOR-ANY KIT FORM | 1106363 | 1106363 | 970732 | 970732 |
| 870193 COMPONENT AGRI TRACTOR IN KIT | 392766 | 392766 | 453534 | 453534 |
| 870194 AGR TRACT,ENG CAP>75 KW<130 KW | 36140 | 36140 | | |
| 870210 COMP M.VEH DIESEL ENG AKF10PER | 1367966 | 1367966 | 1690098 | 1690098 |
| 870290 COMP O-M-VEH 10PER&DERIVER AKF | 58360 | 58360 | 42477 | 42477 |
| 870310 M-CAR FOR TRAVEL ON SNOW/GOLF | 4515 | 4515 | 1250 | 1250 |
| 870321 COMP VEH,IN AKF,800CC,SP-IGNI | 5444672 | 5444672 | 3713495 | 3713495 |
| 870322 COMPONENTS VEH 1000-1500CC AKF | 2917301 | 2917301 | 2207306 | 2207306 |
| 870323 COMPNEN VEH,IN AKF1500-1800CC | 2227237 | 2227237 | 1703024 | 1703024 |
| 870324 COMPNEN VEH,IN AKF CYC>-3000CC | 645904 | 645904 | 432480 | 432480 |
| 870332 COMP VEH(DIES)CY-1500-1800-AKF | | | 4624 | 4624 |
| 870333 COMP INDUS VEH>2500CC,AKF-DIES | 3327 | 3327 | 83514 | 83514 |
| 870360 COM.V.SP.IG&ELEC CH=800CAKF | 48969 | 48969 | | |
| 870380 O.COM.V. ONLY ELEC. MOTOR AKF | 3650 | 3650 | | |
| 870390 OTH M.V. EXCL VEH H-87.02 | 12858 | 12858 | | |
| 870410 COMP DUMP TRUCKS(ANY KIT FORM) | 378081 | 378081 | 203331 | 203331 |
| 870421 COMP VEH(DIE)G.V.W NO>5TON-AKF | 527150 | 527150 | 989120 | 989120 |
| 870422 COMP VEH(DIESL)GVW-5-8-TON-AKF | 1067072 | 1067072 | 640993 | 640993 |
| 870423 COMP VEH(DIES)GVW>20 TONN-AKF | 426644 | 426644 | 227657 | 227657 |
| 870431 COMP VEH(SP-ING)NOT>5TON-AKF | 384647 | 384647 | 476216 | 476216 |
| 870510 CRANE LORRIES | 77619 | 77619 | 116964 | 116964 |
| 870530 FIRE FIGHTING VEHICLES | 47375 | 47375 | | |
| 870540 CONCRETE-MIXER LORRIES | 108521 | 108521 | 13500 | 13500 |
| 870590 OTH SPECIAL PURPOSE MOTOR VEHL | 208252 | 208252 | 954237 | 954237 |
| 870710 BODIES/CABS FOR VEH-H-87.03 | 25369 | 25369 | 20873 | 20873 |
| 870790 BODIES M-VEH H-87042190&3190 | 26589 | 26589 | 24864 | 24864 |
| 870810 BUMPERS (SHET METAL)VEH H-8701 | 23290 | 23290 | 39919 | 39919 |
| 870821 SAFETY SEAT BELT-CAR-H-8703 | 43055 | 43055 | 26325 | 26325 |
| 870829 PARTS/ACCE OF BODIES VH-H-8701 | 505321 | 505321 | 376150 | 376150 |
| 870830 BRAKES&BRAKE PARTS-VEH H-8701 | 160247 | 160247 | 63655 | 63655 |
| 870840 GEAR BOXE A-TRACTOR H-87019020 | 196273 | 196273 | 114877 | 114877 |
| 870850 BUILD UP DRIVE AXLE V-8701,2,4 | 88008 | 88008 | 69224 | 69224 |
| 870870 ROAD WHEELS,RIMS-CARS H-8703,4 | 181323 | 181323 | 83014 | 83014 |

Contd.

10.11 Imports by Economic Categories (Detail)

(In Thousand Rupees)

| Items | July, 2017 | From July, 2017 | July, 2016 | From July, 2016 |
|--|------------|-----------------|------------|-----------------|
| 870880 SUSP SYS,SHOCK ABSOR H-8703,04 | 159966 | 159966 | 156750 | 156750 |
| 870891 RADIATORS WITH ALUMINUM CORE | 37887 | 37887 | 26136 | 26136 |
| 870892 SILENCERS&EX-PIPES CARS-H-8703 | 4952 | 4952 | 2885 | 2885 |
| 870893 UPPER&LOWER PLATE CLUTCH(CAR) | 26688 | 26688 | 16603 | 16603 |
| 870894 STEERING WHEELS M-CARS H-8703 | 50486 | 50486 | 45591 | 45591 |
| 870895 SAFETY AIRBAGS INFLATER SYSTEM | 21 | 21 | 163 | 163 |
| 870899 O-PART VEH H-87012020,90,40,60 | 526792 | 526792 | 690260 | 690260 |
| 870911 ELECTRICAL VEHICLES | 4690 | 4690 | | |
| 870919 OTH WORK TRUCK SELF PRO N-FITT | 24572 | 24572 | | |
| 871000 ARMoured CASH CARRYING VEHICLE | 24668 | 24668 | | |
| 871110 COMP MOTORCYCLE C-NOT>50CC-AKF | 155 | 155 | 32 | 32 |
| 871120 COMP M-CYCLE CY-C-50-250CC-AKF | 904601 | 904601 | 547904 | 547904 |
| 871130 COMP M-CYCLE CYL-250-500CC-AKF | 79061 | 79061 | | |
| 871140 COMP M.CYCLE CY-500-800CC-AKF | 22943 | 22943 | 19453 | 19453 |
| 871150 COMP M.CYCLE CYL C->800CC-AKF | 4564 | 4564 | | |
| 871160 COMP M.CYCL WIT ELEC MOTOR AKF | 1327 | 1327 | | |
| 871190 COMP O-M.CYCLE IN ANY KIT FORM | 250 | 250 | | |
| 871200 BICYCLES,OTH DELIVERY TRICYCL | 84375 | 84375 | 55293 | 55293 |
| 871310 INVALID CARRIAG NOT MECH PROPL | 47200 | 47200 | 33243 | 33243 |
| 871390 OTH INVALID CARRIAG MOTORISED | 1145 | 1145 | 723 | 723 |
| 871410 SADDLES OF MOTORCYCLES,MOPEDS | 767561 | 767561 | 481349 | 481349 |
| 871420 PART ACCE INVALID CARRIAGES | 131 | 131 | 195 | 195 |
| 871491 FRAMES,FORKS & PARTS THEREOF | | | 628 | 628 |
| 871492 WHEEL RIMS AND SPOKES | 591 | 591 | | |
| 871493 FREE WHEEL SPRO BICYCLE H-8712 | 6322 | 6322 | 16743 | 16743 |
| 871494 BRAK,COAST BRAK HUB,HUB BRAK | 1814 | 1814 | 376 | 376 |
| 871495 OTHER, SADDLES | 4686 | 4686 | 886 | 886 |
| 871496 PEDALS,CRANK-GEAR,& PARTS THOF | 140 | 140 | 28 | 28 |
| 871500 BABY CARRIAGES & PARTS THEREOF | 12509 | 12509 | 3794 | 3794 |
| 871610 COMPO TRAILER/S-TRAILER IN AKF | 711 | 711 | | |
| 871631 COMPONENT TANKER TRAILER IN AKF | 9945 | 9945 | 44654 | 44654 |
| 871639 COMPONENT OTH TRAILERS IN AKF | 43636 | 43636 | 11430 | 11430 |
| 871640 COMPO OTH TRAIL/SE-TRAILER-AKF | 5723 | 5723 | 35361 | 35361 |
| 871680 COMPO FOR OTH VEH IN ANY KIT-F | 18662 | 18662 | 16324 | 16324 |
| 871690 PARTS,TRAILER SEMI-TRAI H87.16 | 23968 | 23968 | 21751 | 21751 |
| 880100 GLIDERS AND HANG GLIDERS | 1104 | 1104 | | |
| 880240 AEROPLAN UNLADN WT >15000KG | 5625837 | 5625837 | 50635 | 50635 |
| 880320 UNDER CARRIAGES/PARTS THEREOF | | | 37 | 37 |
| 880330 OTH PARTS OF AEROPLANE/HELICOP | 177241 | 177241 | 195824 | 195824 |
| 880400 PARACHUTES AND ROTOCHUTES,PART | 320 | 320 | | |
| 890310 INFLATABLE YATCHS,VESL PLE/SPO | | | 27725 | 27725 |
| 890392 MOTORBOAT,O/THN OUTBOARD M-BO | 1555 | 1555 | | |
| 890399 OTH INFLTABLE YATCHTS | 1818 | 1818 | 270 | 270 |
| 890510 DREDGERS | | | 12406 | 12406 |
| 890710 OTH FLOATING INFLATABLE RAFTS | | | 883 | 883 |
| 890790 OTH FLOATING STRUCTURES,TANKS | 709 | 709 | | |
| 900490 OTH SPECT,GOGGLE&THE LIKE CORR | 29784 | 29784 | 25389 | 25389 |
| 900510 BINOCULARS | 2242 | 2242 | 2736 | 2736 |
| 900699 O-PART,AC P-GRAPHIC F-LIGH APP | 1565 | 1565 | 110 | 110 |
| 900720 CINEMATOGRAPH PROJECTOR.S-R/RE | 664 | 664 | 33446 | 33446 |
| 900791 PAR,ACC-CINEMATOGRAPHIC CAMERA | 125 | 125 | 495 | 495 |
| 900792 PARTS,ACCE CINEMATOG PROJECTOR | 281 | 281 | 3456 | 3456 |
| 900890 PARTS/ACCE OF IMAGE PROJECTORS | 636 | 636 | | |
| 901010 APPA,EQUI AUTOMATC DEVELO FILM | 789 | 789 | 8699 | 8699 |
| 901050 OTH APP EQUI PHO-GRAPHIC LAB | 2322 | 2322 | 742 | 742 |
| 901060 PROJECTION SCREENS | 9215 | 9215 | 295 | 295 |
| 901090 PART ACCE OF APP/EUIP H-90.10 | 842 | 842 | 449 | 449 |
| 901110 STEREOSCOPIC MICROSCOPES | 8583 | 8583 | | |
| 901120 OTH MICROSCOPE P-MICROGRAPHY | 790 | 790 | 945 | 945 |

Contd.

10.11 Imports by Economic Categories (Detail)

(In Thousand Rupees)

| Items | July, 2017 | From July, 2017 | July, 2016 | From July, 2016 |
|---------------------------------------|------------|-----------------|------------|-----------------|
| 901180 OTHER MICROSCOPES | 13281 | 13281 | 17835 | 17835 |
| 901190 PART,ACCE OF OPTCAL MICROSCOPE | 2835 | 2835 | 612 | 612 |
| 901210 M-SCOPE O/THN OPTIC M-SCOP APP | | | 500 | 500 |
| 901310 TELESCOPIC SIGHTS FITT TO ARMS | 27 | 27 | | |
| 901320 LASERS OTHER THAN LASER DIODS | 3205 | 3205 | 609 | 609 |
| 901380 OTH DEVICES APPLI&INSTRUMENTS | 49559 | 49559 | 23479 | 23479 |
| 901390 PARTS,ACCE OF SUB GROUP-90.13 | 3489 | 3489 | 434 | 434 |
| 901410 DIRECTION FINDING COMPASSES | 43 | 43 | 139 | 139 |
| 901420 INST/APPLI AERONAUTIC NAVIGATO | 48605 | 48605 | 35573 | 35573 |
| 901480 OTH INS/APPLI(NAVIGATIONAL) | 1848 | 1848 | 101 | 101 |
| 901490 PART,ACCE OF SUB GROUP OF90.14 | | | 50 | 50 |
| 901510 RANGEFINDERS | 24196 | 24196 | 286 | 286 |
| 901520 THEODOLITES AND TACHEOMETERS | 2184 | 2184 | 3296 | 3296 |
| 901530 SURVEYING LEVELS | 7054 | 7054 | 3492 | 3492 |
| 901540 PH-GRAMMETRICAL SURVEY INS/APP | 404 | 404 | | |
| 901580 OTH INS AND APPLIANC-SURVEYING | 448536 | 448536 | 135156 | 135156 |
| 901590 PARTS&ACCE OF SURVEYING INSTRU | 6777 | 6777 | 37713 | 37713 |
| 901600 BALANCES, ELECTRONIC SEN 5CG/> | 2951 | 2951 | 3268 | 3268 |
| 901710 TEXTILE GARMENT DESIGNING MACH | 3356 | 3356 | 550 | 550 |
| 901720 O-DRAWING MARK/MATH CALC INSTR | 10375 | 10375 | 12090 | 12090 |
| 901730 MICROMETERS | 6133 | 6133 | 5274 | 5274 |
| 901780 MEASURING RODS AND TAPES | 17876 | 17876 | 15031 | 15031 |
| 901790 PARTS/ACCE OF MEASURING INSTRU | 144 | 144 | 150 | 150 |
| 901811 ELECTRO-CARDIOGRAPHS | 5592 | 5592 | 4108 | 4108 |
| 901812 ULTRASONIC SCANNING APPARATUS | 171358 | 171358 | 48292 | 48292 |
| 901813 MAGNETC RESONANCE IMAGING APPA | 1411 | 1411 | | |
| 901814 SCINTIGRAPHIC APPARATUS | | | 1068 | 1068 |
| 901819 OTH ELECTRO-DIAGNOSTIC APPARAT | 231373 | 231373 | 141513 | 141513 |
| 901820 ULTRA VOILET/INFRA-RED RAY APP | 956 | 956 | | |
| 901831 SYRINGES WITH NEEDLES | 514192 | 514192 | 130673 | 130673 |
| 901832 TUBULAR METAL NEEDLE/NEDL SUTU | 32101 | 32101 | 12669 | 12669 |
| 901839 DEXT/SA INFU SET W-N-TOXIC BAG | 913281 | 913281 | 555213 | 555213 |
| 901841 DENTAL DRILL ENGINES,W/C-D-EQU | 712 | 712 | | |
| 901849 OTH;INS/APPLI, DENTAL SCIENCE | 47053 | 47053 | 2869 | 2869 |
| 901850 OTH,OPHTHALMIC INST&APPLIANCE | 71599 | 71599 | 22168 | 22168 |
| 901890 ANESTHESIA APPARATUS | 945106 | 945106 | 629668 | 629668 |
| 901910 MECHANO-THERPY,MESSAGE/PSY APP | 23043 | 23043 | 12789 | 12789 |
| 901920 OXYGENATOR WITH ACCESSORIES | 85292 | 85292 | 65380 | 65380 |
| 902190 OTH;APP,WORN CARY,IMPL IN BODY | 36352 | 36352 | 18904 | 18904 |
| 902212 COMPUTED TOMOGRAPHY APPARATUS | 2660 | 2660 | | |
| 902213 OTH X-RAY APPA FOR DENTAL USES | 1014 | 1014 | 704 | 704 |
| 902214 OTH,X-RAY APP FOR MEDICAL SURG | 452015 | 452015 | 138922 | 138922 |
| 902219 X-RAY APPA FOR OTHER USES | 19254 | 19254 | 14634 | 14634 |
| 902229 APP ALPHA-BE-GA RADI-OTHER USE | 63292 | 63292 | 21183 | 21183 |
| 902230 X-RAY TUBES | 18717 | 18717 | 2778 | 2778 |
| 902290 O-APP AL-B-G RADI INCL PA/ACCE | 20234 | 20234 | 17235 | 17235 |
| 902300 APPA DESIGNED F-DEMANSTRATION | 306806 | 306806 | 23984 | 23984 |
| 902410 MACH&APPLI FOR TESTING METALS | 7729 | 7729 | 7098 | 7098 |
| 902480 O-MACH-TESTING HARDNESS/STREN | 83764 | 83764 | 84244 | 84244 |
| 902490 PARTS&ACC-HARD/STREN TEST MACH | 3987 | 3987 | 2816 | 2816 |
| 902511 THERMOMETERS CLINICAL | 15506 | 15506 | 6684 | 6684 |
| 902519 OTHER THERMOMETERS/PYROMETERS | 60153 | 60153 | 10351 | 10351 |
| 902580 HYDROMETERS | 24057 | 24057 | 23569 | 23569 |
| 902590 PARTS ACCE INSTRUMENTS H-9025 | 5902 | 5902 | 2473 | 2473 |
| 902610 FUEL GUAGES ETC AGRI-TRACTOR | 84061 | 84061 | 26430 | 26430 |
| 902620 APP, MEASUR/CHECK PRESSURE. | 129937 | 129937 | 52739 | 52739 |
| 902680 OTH,APP,MEASUR VARIATION LIQ/G | 264480 | 264480 | 144041 | 144041 |
| 902690 PARTS,ACCE OF SUB GROUP 90.26. | 22516 | 22516 | 21259 | 21259 |
| 902710 GAS/SMOKE ANALYSIS APPARATUS. | 58699 | 58699 | 30308 | 30308 |

Contd.

10.11 Imports by Economic Categories (Detail)

(In Thousand Rupees)

| Items | July, 2017 | From July, 2017 | July, 2016 | From July, 2016 |
|--|------------|-----------------|------------|-----------------|
| 902720 CHROMATOGRAPHS/ELECTROPHOR INS | 245524 | 245524 | 86488 | 86488 |
| 902730 SPECTRO,SPECTROPHOT-METER RADI | 83485 | 83485 | 41989 | 41989 |
| 902750 OTH,INS.USING OPTCAL RADIATION | 170537 | 170537 | 33450 | 33450 |
| 902780 OTH,INST FOR PHYSICAL CHEM ANA | 295506 | 295506 | 189777 | 189777 |
| 902790 MICROTOMES;PART ACCE APP-90.27 | 70305 | 70305 | 248129 | 248129 |
| 902810 GAS METERS | 83795 | 83795 | 291252 | 291252 |
| 902820 LIQUID METERS | 560 | 560 | 939 | 939 |
| 902830 ELECTRICITY METERS | 64265 | 64265 | 39259 | 39259 |
| 902890 SHAFT/ASSEMBLY ELECTRIC METER | 50117 | 50117 | 64488 | 64488 |
| 902910 TAXIMETERS AND PEDOMETERS | 2044 | 2044 | 1746 | 1746 |
| 902920 SPEED INDICATOR- VEH-8703,11,4 | 8589 | 8589 | 11754 | 11754 |
| 902990 PARTS ACCE OF METERS-H-90.29 | 18375 | 18375 | 11641 | 11641 |
| 903010 INS,MEASUR IONISING RADIATIONS | 9352 | 9352 | 7131 | 7131 |
| 903020 OSCILLOSCOPE&OSCILLOGRAPH | 16637 | 16637 | 4402 | 4402 |
| 903031 MULTIMETERS W/O RECORD DEVICE | 4382 | 4382 | 3187 | 3187 |
| 903032 MULTIMETER WITH RECORD DEVICE | 1562 | 1562 | 994 | 994 |
| 903033 BATTERY METER FOR AGR -TRACTOR | 26051 | 26051 | 16946 | 16946 |
| 903039 O-OSCILLOSCOPE W-RECOD DEVICE | 2976 | 2976 | 458 | 458 |
| 903040 OTH,INS,SPE DESI FOR TELECOMMU | 39394 | 39394 | 1003 | 1003 |
| 903084 OTH,APPA,WITH RECORDING DEVIC | 32 | 32 | | |
| 903089 OTH,INS,MEASUR ELECTRICAL QTY. | 32280 | 32280 | 19319 | 19319 |
| 903090 PARTS ACCE OF SUB GROUP 90.30 | 6429 | 6429 | 1619 | 1619 |
| 903110 MACH BALANCING MECHANICAL PARTS | 13490 | 13490 | 2221 | 2221 |
| 903120 TEST BENCHES | 35455 | 35455 | | |
| 903149 OTH,OPTICAL INS & APPLIACES. | 83026 | 83026 | 9281 | 9281 |
| 903180 OTH,INS APPLIANCES & MACHINES. | 275658 | 275658 | 172741 | 172741 |
| 903190 PART,ACCE OF ARTICLE H- 90.31 | 21945 | 21945 | 30168 | 30168 |
| 903210 THERMOSTAT REFRIGERA / AIRCODI | 72512 | 72512 | 57506 | 57506 |
| 903220 MANOSTAT(PRESSURE REGULATORS) | 1979 | 1979 | 390 | 390 |
| 903281 OTH,INS HYDRAULIC OR PNEUMATIC | 1123 | 1123 | 2493 | 2493 |
| 903289 TEMP CONT SWIT VEH-H-8703.2115 | 278453 | 278453 | 284732 | 284732 |
| 903290 PARTS,ACCE OF ARTICLE H- 90.32 | 21492 | 21492 | 4685 | 4685 |
| 940210 DENTISTS' CHAIRS | 11786 | 11786 | 14659 | 14659 |
| 940290 OPERATING TABLES | 138361 | 138361 | 64562 | 64562 |
| 940560 ILLUMINATED SIGN,NAMPLATES,LIK | 76769 | 76769 | 20067 | 20067 |
| 940591 PARTS OF GLASS OF CHANDELIER | 22044 | 22044 | 23284 | 23284 |
| 940599 OTH PARTS H-NO.94.05,N.E.S. | 18659 | 18659 | 1749 | 1749 |

10.12 Exports by Areas and Countries / Territories

(In Thousand Rupees)

| Territories/Countries | July, 2017 | Cumulative From July,2017 | July, 2016 | Cumulative From July,2016 |
|------------------------|--------------------|---------------------------|--------------------|---------------------------|
| GRAND TOTALS | 171,501,262 | 171,501,262 | 154,462,951 | 154,462,951 |
| LATIN AMERICA | 246,163 | 246,163 | 210,460 | 210,460 |
| Antigua and Barbuda | 391 | 391 | | |
| Aruba | 251 | 251 | | |
| Bahamas | | | 1,075 | 1,075 |
| Barbados | 1,067 | 1,067 | 1,314 | 1,314 |
| British Virgin Is. | 176 | 176 | | |
| Cayman Islands | | | 303 | 303 |
| Cuba | 41,796 | 41,796 | 23,929 | 23,929 |
| Dominica | | | 772 | 772 |
| Dominican Republic | 122,326 | 122,326 | 38,009 | 38,009 |
| Grenada | | | 270 | 270 |
| Haiti | 7,776 | 7,776 | 62,815 | 62,815 |
| Jamaica | 13,699 | 13,699 | 26,511 | 26,511 |
| Puerto Rico | 22,429 | 22,429 | 11,659 | 11,659 |
| St. Kitts and Nevis | | | 224 | 224 |
| St. Lucia | | | 365 | 365 |
| St. Vincent/Grenadine | 9 | 9 | | |
| Trinidad and Tobago | 36,242 | 36,242 | 43,214 | 43,214 |
| CENTRAL AMERICA | 1,086,165 | 1,086,165 | 1,224,080 | 1,224,080 |
| Costa Rica | 10,141 | 10,141 | 49,843 | 49,843 |
| El Salvador | 14,933 | 14,933 | 24,776 | 24,776 |
| Guatemala | 78,033 | 78,033 | 28,480 | 28,480 |
| Honduras | 12,699 | 12,699 | 42,529 | 42,529 |
| Mexico | 823,755 | 823,755 | 971,076 | 971,076 |
| Nicaragua | 69,549 | 69,549 | 49,861 | 49,861 |
| Panama | 77,055 | 77,055 | 57,514 | 57,514 |
| SOUTH AMERICA | 2,123,436 | 2,123,436 | 2,120,172 | 2,120,172 |
| Argentina | 291,168 | 291,168 | 328,674 | 328,674 |
| Bolivia | 730 | 730 | 488 | 488 |
| Brazil | 405,177 | 405,177 | 190,439 | 190,439 |
| Chile | 467,905 | 467,905 | 810,433 | 810,433 |
| Colombia | 393,697 | 393,697 | 387,809 | 387,809 |
| Ecuador | 97,738 | 97,738 | 40,667 | 40,667 |
| French Guiana | 271 | 271 | | |
| Guyana | 8,769 | 8,769 | | |
| Paraguay | 103,668 | 103,668 | 58,061 | 58,061 |
| Peru | 283,810 | 283,810 | 211,226 | 211,226 |
| Suriname | | | 6,952 | 6,952 |
| Uruguay | 62,617 | 62,617 | 62,560 | 62,560 |
| Venezuela, Bolivar. R | 7,887 | 7,887 | 22,863 | 22,863 |
| NORTH AMERICA | 28,045,865 | 28,045,865 | 28,877,787 | 28,877,787 |
| Bermuda | | | 608 | 608 |
| Canada | 1,898,240 | 1,898,240 | 1,842,092 | 1,842,092 |
| U.S.America | 26,147,625 | 26,147,625 | 27,035,087 | 27,035,087 |
| EASTERN EUROPE | 3,634,848 | 3,634,848 | 3,555,749 | 3,555,749 |
| Belarus | 598 | 598 | 943 | 943 |
| Bulgaria | 116,292 | 116,292 | 101,056 | 101,056 |
| Czech Republic | 381,126 | 381,126 | 415,664 | 415,664 |
| Hungary | 152,000 | 152,000 | 161,506 | 161,506 |
| Poland | 1,852,853 | 1,852,853 | 1,671,685 | 1,671,685 |
| Republic of Moldova | 2,286 | 2,286 | 320 | 320 |
| Romania | 157,464 | 157,464 | 218,803 | 218,803 |
| Russian Federation | 736,125 | 736,125 | 770,116 | 770,116 |
| Slovakia/Slovak R. | 15,084 | 15,084 | 18,218 | 18,218 |
| Ukraine | 221,020 | 221,020 | 197,438 | 197,438 |

Contd.

10.12 Exports by Areas and Countries / Territories

(In Thousand Rupees)

| Territories/Countries | July, 2017 | Cumulative From July,2017 | July, 2016 | Cumulative From July,2016 |
|------------------------|-------------------|---------------------------|-------------------|---------------------------|
| NORTHERN EUROPE | 18,051,410 | 18,051,410 | 18,389,434 | 18,389,434 |
| Denmark | 1,308,105 | 1,308,105 | 1,356,917 | 1,356,917 |
| Estonia | 123,209 | 123,209 | 135,889 | 135,889 |
| Finland | 258,050 | 258,050 | 261,436 | 261,436 |
| Iceland | 1,216 | 1,216 | 1,054 | 1,054 |
| Ireland | 481,050 | 481,050 | 614,988 | 614,988 |
| Latvia | 211,333 | 211,333 | 79,228 | 79,228 |
| Lithuania | 240,128 | 240,128 | 268,532 | 268,532 |
| Norway | 440,524 | 440,524 | 365,882 | 365,882 |
| Sweden | 1,315,402 | 1,315,402 | 1,201,094 | 1,201,094 |
| United Kingdom | 13,672,393 | 13,672,393 | 14,104,413 | 14,104,413 |
| SOUTHERN EUROPE | 15,316,908 | 15,316,908 | 11,703,848 | 11,703,848 |
| Albania | 21,928 | 21,928 | 36,213 | 36,213 |
| Bosnia & Herzegovina | 6,846 | 6,846 | 1,102 | 1,102 |
| Croatia | 82,586 | 82,586 | 78,215 | 78,215 |
| Fr.Yugoslav R.Macedo | | | 1,763 | 1,763 |
| Greece | 517,987 | 517,987 | 446,760 | 446,760 |
| Italy | 4,812,935 | 4,812,935 | 3,811,284 | 3,811,284 |
| Malta | 37,935 | 37,935 | 28,672 | 28,672 |
| Montenegro | 2,526 | 2,526 | | |
| Portugal | 1,050,448 | 1,050,448 | 903,710 | 903,710 |
| Serbia | 2,008 | 2,008 | 37,331 | 37,331 |
| Slovenia | 585,030 | 585,030 | 633,304 | 633,304 |
| Spain | 8,196,679 | 8,196,679 | 5,725,494 | 5,725,494 |
| WESTERN EUROPE | 27,418,196 | 27,418,196 | 26,135,142 | 26,135,142 |
| Austria | 147,480 | 147,480 | 144,046 | 144,046 |
| Belgium | 6,289,831 | 6,289,831 | 5,721,816 | 5,721,816 |
| France | 3,237,554 | 3,237,554 | 2,812,010 | 2,812,010 |
| Germany | 11,241,328 | 11,241,328 | 10,761,064 | 10,761,064 |
| Liechtenstein | 1,157 | 1,157 | | |
| Luxembourg | 551 | 551 | 4,692 | 4,692 |
| Netherlands | 6,382,493 | 6,382,493 | 6,577,510 | 6,577,510 |
| Switzerland | 117,803 | 117,803 | 114,004 | 114,004 |
| EASTERN AFRICA | 4,448,088 | 4,448,088 | 3,302,903 | 3,302,903 |
| Burundi | 515 | 515 | 4,217 | 4,217 |
| Comoros | 59,216 | 59,216 | 33,926 | 33,926 |
| Djibouti | 101,448 | 101,448 | 163,338 | 163,338 |
| Ethiopia | 5,081 | 5,081 | 2,712 | 2,712 |
| Kenya | 2,221,555 | 2,221,555 | 1,280,178 | 1,280,178 |
| Madagascar | 509,546 | 509,546 | 294,926 | 294,926 |
| Malawi | 4,535 | 4,535 | 6,364 | 6,364 |
| Mauritius | 69,395 | 69,395 | 104,660 | 104,660 |
| Mayotte | 1,610 | 1,610 | 6,492 | 6,492 |
| Mozambique | 191,021 | 191,021 | 266,243 | 266,243 |
| Reunion | 55,732 | 55,732 | 36,449 | 36,449 |
| Rwanda | 4,258 | 4,258 | 269 | 269 |
| Seychelles | 24,078 | 24,078 | 37,681 | 37,681 |
| Somalia | 316,705 | 316,705 | 246,317 | 246,317 |
| Uganda | 24,854 | 24,854 | 11,803 | 11,803 |
| U.R.of Tanzania | 816,059 | 816,059 | 740,484 | 740,484 |
| Zambia | 1,614 | 1,614 | 3,560 | 3,560 |
| Zimbabwe | 40,867 | 40,867 | 63,283 | 63,283 |
| MIDDLE AFRICA | 276,208 | 276,208 | 313,311 | 313,311 |
| Angola | 85,084 | 85,084 | 96,028 | 96,028 |
| Cameroon | 55,195 | 55,195 | 192,781 | 192,781 |
| Chad | 1,436 | 1,436 | | |
| Congo, Republic of | 9,327 | 9,327 | | |
| D.R.of Congo | 125,166 | 125,166 | 24,502 | 24,502 |

Contd.

10.12 Exports by Areas and Countries / Territories

(In Thousand Rupees)

| Territories/Countries | July, 2017 | Cumulative From July,2017 | July, 2016 | Cumulative From July,2016 |
|---------------------------|-------------------|---------------------------|-------------------|---------------------------|
| NORTHERN AFRICA | 1,591,950 | 1,591,950 | 1,363,551 | 1,363,551 |
| Algeria | 73,656 | 73,656 | 56,790 | 56,790 |
| Egypt(U.A.R.) | 772,901 | 772,901 | 684,624 | 684,624 |
| Libya | 41,246 | 41,246 | 32,673 | 32,673 |
| Morocco | 154,303 | 154,303 | 89,394 | 89,394 |
| Sudan | | | 373,490 | 373,490 |
| South Sudan | 225,345 | 225,345 | | |
| Tunisia | 324,500 | 324,500 | 126,580 | 126,580 |
| SOUTHERN AFRICA | 1,141,284 | 1,141,284 | 1,259,548 | 1,259,548 |
| Botswana | 13,967 | 13,967 | 13,919 | 13,919 |
| Lesotho | 79,101 | 79,101 | 70,062 | 70,062 |
| Namibia | 3,962 | 3,962 | 597 | 597 |
| South Africa | 1,018,562 | 1,018,562 | 1,174,971 | 1,174,971 |
| Swaziland | 25,693 | 25,693 | | |
| WESTERN AFRICA | 2,301,489 | 2,301,489 | 1,528,569 | 1,528,569 |
| Benin | 862,759 | 862,759 | 333,746 | 333,746 |
| Burkina Faso(Fr.Up.V | | | 5,086 | 5,086 |
| Co,te d,Ivoire(Fr.Iv | 255,009 | 255,009 | 32,597 | 32,597 |
| Gambia | 78,182 | 78,182 | 71,097 | 71,097 |
| Ghana | 261,721 | 261,721 | 103,722 | 103,722 |
| Guinea | 15,600 | 15,600 | 5,207 | 5,207 |
| Guinea-Bissau | 315,124 | 315,124 | 48,660 | 48,660 |
| Liberia | 4,646 | 4,646 | 1,724 | 1,724 |
| Mali | 4,194 | 4,194 | 371 | 371 |
| Mauritania | 24,460 | 24,460 | 50,989 | 50,989 |
| Niger | 1,015 | 1,015 | | |
| Nigeria | 186,294 | 186,294 | 524,391 | 524,391 |
| Senegal | 67,492 | 67,492 | 166,567 | 166,567 |
| Sierra Leone | 68,037 | 68,037 | 154,979 | 154,979 |
| Togo | 156,955 | 156,955 | 29,435 | 29,435 |
| EASTERN ASIA | 15,325,362 | 15,325,362 | 16,590,183 | 16,590,183 |
| China | 10,434,331 | 10,434,331 | 11,492,233 | 11,492,233 |
| Hong Kong S.A.Re.Chi | 881,446 | 881,446 | 949,714 | 949,714 |
| Japan | 1,407,837 | 1,407,837 | 1,567,149 | 1,567,149 |
| Korea, Republic of | 1,995,284 | 1,995,284 | 2,106,597 | 2,106,597 |
| Mongolia | 34 | 34 | | |
| O.Asia(Tai.For.Pe.Ki | 606,431 | 606,431 | 474,490 | 474,490 |
| SOUTH-CENTRAL ASIA | 24,022,941 | 24,022,941 | 15,992,239 | 15,992,239 |
| Afghanistan | 13,792,607 | 13,792,607 | 6,124,082 | 6,124,082 |
| Bangladesh | 4,589,819 | 4,589,819 | 4,815,316 | 4,815,316 |
| India | 2,320,732 | 2,320,732 | 2,682,530 | 2,682,530 |
| Iran (Islamic R.) | 266,226 | 266,226 | 341,620 | 341,620 |
| Kazakstan | 584,854 | 584,854 | 77,804 | 77,804 |
| Kyrgyzstan/Kyrgyz R. | 5,423 | 5,423 | 8,469 | 8,469 |
| Maldives | 56,409 | 56,409 | 44,973 | 44,973 |
| Nepal | 20,595 | 20,595 | 7,074 | 7,074 |
| Sri Lanka | 2,206,295 | 2,206,295 | 1,819,237 | 1,819,237 |
| Tajikistan | 104,987 | 104,987 | 7,503 | 7,503 |
| Turkmenistan | 10,097 | 10,097 | 36,097 | 36,097 |
| Uzbekistan | 64,897 | 64,897 | 27,532 | 27,532 |

Contd.

10.12 Exports by Areas and Countries / Territories

(In Thousand Rupees)

| Territories/Countries | July, 2017 | Cumulative From July,2017 | July, 2016 | Cumulative From July,2016 |
|----------------------------------|-------------------|---------------------------|-------------------|---------------------------|
| SOUTH-EASTERN ASIA | 5,432,955 | 5,432,955 | 5,262,559 | 5,262,559 |
| Brunei Darussalam | | | 712 | 712 |
| Cambodia Fr.Kampuche | 236,196 | 236,196 | 244,184 | 244,184 |
| Timor Leste | 380 | 380 | 4,853 | 4,853 |
| Indonesia | 538,291 | 538,291 | 824,526 | 824,526 |
| Lao People's D.R. | 23,193 | 23,193 | 7,517 | 7,517 |
| Malaysia | 906,227 | 906,227 | 1,317,996 | 1,317,996 |
| Myanmar | 181,748 | 181,748 | 68,861 | 68,861 |
| Philippines | 1,222,388 | 1,222,388 | 431,114 | 431,114 |
| Singapore | 400,288 | 400,288 | 413,734 | 413,734 |
| Thailand | 786,230 | 786,230 | 729,419 | 729,419 |
| Viet Nam | 1,138,013 | 1,138,013 | 1,219,644 | 1,219,644 |
| WESTERN ASIA | 17,464,875 | 17,464,875 | 14,983,903 | 14,983,903 |
| Armenia | 1,947 | 1,947 | | |
| Azerbaijan | 53,563 | 53,563 | 215,335 | 215,335 |
| Bahrain | 280,400 | 280,400 | 414,284 | 414,284 |
| Cyprus | 24,565 | 24,565 | 48,305 | 48,305 |
| Georgia | 9,890 | 9,890 | 16,616 | 16,616 |
| Iraq | 102,142 | 102,142 | 185,019 | 185,019 |
| Jordan | 233,651 | 233,651 | 164,461 | 164,461 |
| Kuwait | 590,883 | 590,883 | 594,951 | 594,951 |
| Lebanon | 134,914 | 134,914 | 99,759 | 99,759 |
| Oman | 1,127,101 | 1,127,101 | 755,321 | 755,321 |
| Qatar | 695,597 | 695,597 | 382,154 | 382,154 |
| Saudi Arabia | 2,475,783 | 2,475,783 | 3,027,583 | 3,027,583 |
| Syrian Arab Republic | 181,825 | 181,825 | 68,632 | 68,632 |
| Turkey | 3,841,831 | 3,841,831 | 1,824,219 | 1,824,219 |
| United Arab Emirates | 7,449,690 | 7,449,690 | 6,706,340 | 6,706,340 |
| Yemen | 261,093 | 261,093 | 480,923 | 480,923 |
| AUSTRALIA AND NEW ZEALAND | 3,534,273 | 3,534,273 | 1,629,983 | 1,629,983 |
| Australia | 3,231,847 | 3,231,847 | 1,318,837 | 1,318,837 |
| New Zealand | 302,426 | 302,426 | 311,146 | 311,146 |
| MELANESIA | 37,862 | 37,862 | 16,881 | 16,881 |
| Fiji | 25,725 | 25,725 | 8,814 | 8,814 |
| New Caledonia | 288 | 288 | 1,577 | 1,577 |
| Papua New Guinea | 11,440 | 11,440 | 6,112 | 6,112 |
| Vanuatu | 410 | 410 | 379 | 379 |
| MICRONESIA | 321 | 321 | 178 | 178 |
| Guam | 321 | 321 | 178 | 178 |
| POLYNESIA | 663 | 663 | 2,472 | 2,472 |
| French Polynesia | 663 | 663 | 315 | 315 |
| Samoa | | | 2,157 | 2,157 |

10.13 Re-exports by Areas and Countries / Territories

(In Thousand Rupees)

| Territories/Countries | July, 2017 | Cumulative From July,2017 | July, 2016 | Cumulative From July,2016 |
|------------------------|------------------|---------------------------|------------------|---------------------------|
| GRAND TOTALS | 2,620,080 | 2,620,080 | 1,146,779 | 1,146,779 |
| CENTRAL AMERICA | 551 | 551 | | |
| Mexico | 512 | 512 | | |
| Panama | 39 | 39 | | |
| SOUTH AMERICA | 16,041 | 16,041 | 1,760 | 1,760 |
| Ecuador | 15,970 | 15,970 | | |
| Peru | 71 | 71 | 1,760 | 1,760 |
| NORTH AMERICA | 81,775 | 81,775 | 141,014 | 141,014 |
| Canada | 2,866 | 2,866 | 4,770 | 4,770 |
| U.S.America | 78,910 | 78,910 | 136,244 | 136,244 |
| EASTERN EUROPE | 48 | 48 | 722 | 722 |
| Czech Republic | | | 1 | 1 |
| Romania | | | 128 | 128 |
| Russian Federation | | | 32 | 32 |
| Slovakia/Slovak R. | 48 | 48 | | |
| Ukraine | | | 560 | 560 |
| NORTHERN EUROPE | 32,179 | 32,179 | 125,777 | 125,777 |
| Denmark | 318 | 318 | 71 | 71 |
| Ireland | 109 | 109 | | |
| Lithuania | | | 15,821 | 15,821 |
| Norway | 6,609 | 6,609 | | |
| Sweden | 1,093 | 1,093 | 409 | 409 |
| United Kingdom | 24,050 | 24,050 | 109,476 | 109,476 |
| SOUTHERN EUROPE | 63,876 | 63,876 | 7,531 | 7,531 |
| Greece | | | 1,118 | 1,118 |
| Italy | 21,100 | 21,100 | 6,413 | 6,413 |
| Portugal | 3,833 | 3,833 | | |
| Spain | 38,943 | 38,943 | | |
| WESTERN EUROPE | 229,522 | 229,522 | 78,639 | 78,639 |
| Austria | | | 261 | 261 |
| Belgium | 8,972 | 8,972 | 5,011 | 5,011 |
| France | 116,981 | 116,981 | 36,613 | 36,613 |
| Germany | 100,588 | 100,588 | 10,845 | 10,845 |
| Netherlands | 189 | 189 | 7,855 | 7,855 |
| Switzerland | 2,792 | 2,792 | 18,054 | 18,054 |
| EASTERN AFRICA | 2,043 | 2,043 | | |
| Mauritius | 2,043 | 2,043 | | |
| NORTHERN AFRICA | 36 | 36 | 741 | 741 |
| Algeria | | | 548 | 548 |
| Egypt(U.A.R.) | 36 | 36 | 193 | 193 |

Contd.

10.13 Re-exports by Areas and Countries / Territories

(In Thousand Rupees)

| Territories/Countries | July, 2017 | Cumulative From July,2017 | July, 2016 | Cumulative From July,2016 |
|----------------------------------|------------|---------------------------|------------|---------------------------|
| SOUTHERN AFRICA | 9,992 | 9,992 | | |
| South Africa | 9,992 | 9,992 | | |
| EASTERN ASIA | 1,353,280 | 1,353,280 | 381,596 | 381,596 |
| China | 1,153,527 | 1,153,527 | 251,398 | 251,398 |
| Hong Kong S.A.Re.Chi | 97,555 | 97,555 | 95,121 | 95,121 |
| Japan | 95,954 | 95,954 | 34,864 | 34,864 |
| Korea, Republic of | 6,244 | 6,244 | 106 | 106 |
| O.Asia(Tai.For.Pe.Ki | | | 107 | 107 |
| SOUTH-CENTRAL ASIA | 12,147 | 12,147 | 23,590 | 23,590 |
| Afghanistan | 11,157 | 11,157 | 14,381 | 14,381 |
| India | 990 | 990 | 9,209 | 9,209 |
| SOUTH-EASTERN ASIA | 141,635 | 141,635 | 310,812 | 310,812 |
| Indonesia | 34,012 | 34,012 | 249,751 | 249,751 |
| Malaysia | 478 | 478 | 9,042 | 9,042 |
| Philippines | 3,019 | 3,019 | 1,343 | 1,343 |
| Singapore | 60,704 | 60,704 | 50,602 | 50,602 |
| Thailand | 43,422 | 43,422 | | |
| Viet Nam | | | 74 | 74 |
| WESTERN ASIA | 676,955 | 676,955 | 70,553 | 70,553 |
| Azerbaijan | 11,391 | 11,391 | | |
| Iraq | 7,290 | 7,290 | | |
| Jordan | | | 86 | 86 |
| Kuwait | | | 83 | 83 |
| Oman | | | 15,854 | 15,854 |
| Qatar | 33,195 | 33,195 | 2,967 | 2,967 |
| Saudi Arabia | 15,465 | 15,465 | 487 | 487 |
| Turkey | 5,825 | 5,825 | 1,876 | 1,876 |
| United Arab Emirates | 603,789 | 603,789 | 49,201 | 49,201 |
| AUSTRALIA AND NEW ZEALAND | | | 4,043 | 4,043 |
| Australia | | | 4,043 | 4,043 |

10.14 Imports by Areas and Countries / Territories

(In Thousand Rupees)

| Territories/Countries | July, 2017 | Cumulative From July,2017 | July, 2016 | Cumulative From July,2016 |
|------------------------|--------------------|---------------------------|--------------------|---------------------------|
| GRAND TOTALS | 506,936,302 | 506,936,302 | 370,368,823 | 370,368,823 |
| LATIN AMERICA | 64,207 | 64,207 | 22,011 | 22,011 |
| Anguilla | 10 | 10 | | |
| Bahamas | 35 | 35 | | |
| Barbados | 8,996 | 8,996 | | |
| Cayman Islands | | | 187 | 187 |
| Dominica | 158 | 158 | 360 | 360 |
| Dominican Republic | 1,544 | 1,544 | 6,151 | 6,151 |
| Haiti | 526 | 526 | 39 | 39 |
| Jamaica | 9,604 | 9,604 | 957 | 957 |
| Netherlands Antilles | 3,899 | 3,899 | 87 | 87 |
| Puerto Rico | 20,583 | 20,583 | 6,553 | 6,553 |
| St. Kitts and Nevis | 5,260 | 5,260 | | |
| St. Lucia | | | 2,661 | 2,661 |
| Trinidad and Tobago | 13,591 | 13,591 | 5,016 | 5,016 |
| CENTRAL AMERICA | 853,604 | 853,604 | 602,306 | 602,306 |
| Belize | 40 | 40 | | |
| Costa Rica | 18,843 | 18,843 | 6,500 | 6,500 |
| El Salvador | | | 3 | 3 |
| French West Indies | | | 990 | 990 |
| Guatemala | 92,460 | 92,460 | 89,915 | 89,915 |
| Honduras | 8,024 | 8,024 | 735 | 735 |
| Mexico | 728,921 | 728,921 | 499,896 | 499,896 |
| Panama | 5,316 | 5,316 | 4,268 | 4,268 |
| SOUTH AMERICA | 12,641,110 | 12,641,110 | 6,811,696 | 6,811,696 |
| Argentina | 3,780,389 | 3,780,389 | 3,257,325 | 3,257,325 |
| Brazil | 7,627,582 | 7,627,582 | 3,440,272 | 3,440,272 |
| Chile | 431,736 | 431,736 | 51,411 | 51,411 |
| Colombia | 18,304 | 18,304 | 5,957 | 5,957 |
| Ecuador | 3,943 | 3,943 | 1,521 | 1,521 |
| Guyana | 2,728 | 2,728 | 12 | 12 |
| Paraguay | 710,429 | 710,429 | 29,968 | 29,968 |
| Peru | 25,576 | 25,576 | 16,041 | 16,041 |
| S.Georgia S.Sandw.Is | 182 | 182 | 828 | 828 |
| Suriname | | | 2,705 | 2,705 |
| Uruguay | 20,801 | 20,801 | 5,658 | 5,658 |
| Venezuela,Bolivar. R | 19,440 | 19,440 | | |
| NORTH AMERICA | 34,225,165 | 34,225,165 | 17,677,207 | 17,677,207 |
| Bermuda | 2,530,449 | 2,530,449 | | |
| Canada | 3,841,237 | 3,841,237 | 4,496,205 | 4,496,205 |
| U.S.America | 27,853,479 | 27,853,479 | 13,181,002 | 13,181,002 |
| EASTERN EUROPE | 5,819,595 | 5,819,595 | 5,166,042 | 5,166,042 |
| Belarus | 546,367 | 546,367 | 554,780 | 554,780 |
| Bulgaria | 97,214 | 97,214 | 228,094 | 228,094 |
| Czech Republic | 710,268 | 710,268 | 322,639 | 322,639 |
| Hungary | 462,127 | 462,127 | 168,508 | 168,508 |
| Poland | 712,357 | 712,357 | 700,032 | 700,032 |
| Romania | 175,972 | 175,972 | 112,359 | 112,359 |
| Russian Federation | 2,522,584 | 2,522,584 | 2,280,524 | 2,280,524 |
| Slovakia/Slovak R. | 243,153 | 243,153 | 185,329 | 185,329 |
| Ukraine | 349,553 | 349,553 | 613,776 | 613,776 |

Contd.

10.14 Imports by Areas and Countries / Territories

(In Thousand Rupees)

| Territories/Countries | July, 2017 | Cumulative From July,2017 | July, 2016 | Cumulative From July,2016 |
|------------------------|------------|---------------------------|------------|---------------------------|
| NORTHERN EUROPE | 12,369,444 | 12,369,444 | 8,447,750 | 8,447,750 |
| Denmark | 671,315 | 671,315 | 798,602 | 798,602 |
| Estonia | 20,131 | 20,131 | 19,180 | 19,180 |
| Faeroe Islands | 52 | 52 | | |
| Finland | 543,376 | 543,376 | 528,661 | 528,661 |
| Iceland | 1,420 | 1,420 | 1,259 | 1,259 |
| Ireland | 663,123 | 663,123 | 484,429 | 484,429 |
| Latvia | 73,768 | 73,768 | 60,818 | 60,818 |
| Lithuania | 45,675 | 45,675 | 97,031 | 97,031 |
| Norway | 106,469 | 106,469 | 108,704 | 108,704 |
| Sweden | 2,171,720 | 2,171,720 | 1,589,803 | 1,589,803 |
| United Kingdom | 8,072,394 | 8,072,394 | 4,759,264 | 4,759,264 |
| SOUTHERN EUROPE | 8,045,497 | 8,045,497 | 8,263,174 | 8,263,174 |
| Albania | 145 | 145 | | |
| Andorra | 2 | 2 | | |
| Bosnia & Herzegovina | 1,650 | 1,650 | 226 | 226 |
| Croatia | 52,184 | 52,184 | 170,997 | 170,997 |
| Fr.Yugoslav R.Macedo | 10 | 10 | | |
| Gibraltar | | | 1,019 | 1,019 |
| Greece | 54,822 | 54,822 | 36,109 | 36,109 |
| Italy | 5,450,341 | 5,450,341 | 4,113,957 | 4,113,957 |
| Malta | 2,531 | 2,531 | 1,178 | 1,178 |
| Portugal | 269,896 | 269,896 | 257,843 | 257,843 |
| San Marino | 9,520 | 9,520 | 5 | 5 |
| Serbia | 10,563 | 10,563 | 1,852,950 | 1,852,950 |
| Slovenia | 72,759 | 72,759 | 33,578 | 33,578 |
| Spain | 2,121,074 | 2,121,074 | 1,795,312 | 1,795,312 |
| WESTERN EUROPE | 33,737,843 | 33,737,843 | 27,404,017 | 27,404,017 |
| Austria | 1,453,182 | 1,453,182 | 1,926,702 | 1,926,702 |
| Belgium | 3,153,607 | 3,153,607 | 3,024,018 | 3,024,018 |
| Europien Union | 6,771,986 | 6,771,986 | 4,657,255 | 4,657,255 |
| France | 3,604,873 | 3,604,873 | 3,307,215 | 3,307,215 |
| Germany | 10,054,047 | 10,054,047 | 10,801,153 | 10,801,153 |
| Luxembourg | 83,944 | 83,944 | 4,359 | 4,359 |
| Monaco | 7 | 7 | | |
| Netherlands | 6,679,250 | 6,679,250 | 2,119,683 | 2,119,683 |
| Switzerland | 1,936,947 | 1,936,947 | 1,563,631 | 1,563,631 |
| EASTERN AFRICA | 5,248,328 | 5,248,328 | 4,972,956 | 4,972,956 |
| B.Indian Ocean Terr. | 8 | 8 | | |
| Burundi | 144,816 | 144,816 | 106,467 | 106,467 |
| Comoros | | | 2,796 | 2,796 |
| Djibouti | 3,375 | 3,375 | 6,141 | 6,141 |
| Eritrea | 1,945 | 1,945 | | |
| Ethiopia | 27,314 | 27,314 | 433,898 | 433,898 |
| Kenya | 4,045,095 | 4,045,095 | 3,804,739 | 3,804,739 |
| Madagascar | 33,534 | 33,534 | 5,587 | 5,587 |
| Malawi | 5,647 | 5,647 | | |
| Mauritius | 13,358 | 13,358 | 11,728 | 11,728 |
| Mozambique | 6,946 | 6,946 | 19,555 | 19,555 |
| Reunion | 30,144 | 30,144 | 14,687 | 14,687 |
| Rwanda | 322,203 | 322,203 | 289,945 | 289,945 |
| Seychelles | 3,370 | 3,370 | 4,018 | 4,018 |
| Somalia | 267,608 | 267,608 | 6,758 | 6,758 |
| Uganda | 95,242 | 95,242 | 41,757 | 41,757 |
| U.R.of Tanzania | 166,193 | 166,193 | 53,283 | 53,283 |
| Zambia | 60,153 | 60,153 | 155,207 | 155,207 |
| Zimbabwe | 21,377 | 21,377 | 16,392 | 16,392 |

Contd.

10.14 Imports by Areas and Countries / Territories

(In Thousand Rupees)

| Territories/Countries | July, 2017 | Cumulative From July,2017 | July, 2016 | Cumulative From July,2016 |
|---------------------------|-------------|---------------------------|-------------|---------------------------|
| MIDDLE AFRICA | 42,064 | 42,064 | 41,660 | 41,660 |
| Cameroon | 15,505 | 15,505 | 12,890 | 12,890 |
| Chad | 4,494 | 4,494 | 810 | 810 |
| Congo, Republic of | 14,525 | 14,525 | 16,773 | 16,773 |
| Gabon | 7,539 | 7,539 | 11,186 | 11,186 |
| NORTHERN AFRICA | 3,797,360 | 3,797,360 | 3,274,568 | 3,274,568 |
| Algeria | 10,347 | 10,347 | | |
| Egypt(U.A.R.) | 1,192,364 | 1,192,364 | 736,842 | 736,842 |
| Libya | 27,239 | 27,239 | 75,135 | 75,135 |
| Morocco | 2,324,783 | 2,324,783 | 2,287,955 | 2,287,955 |
| Sudan | | | 144,503 | 144,503 |
| South Sudan | 178,357 | 178,357 | | |
| Tunisia | 64,270 | 64,270 | 30,133 | 30,133 |
| SOUTHERN AFRICA | 8,893,832 | 8,893,832 | 5,039,233 | 5,039,233 |
| Canary Islands | 5,777 | 5,777 | | |
| French Southern Terr | | | 1,739 | 1,739 |
| Namibia | 23,665 | 23,665 | 17,348 | 17,348 |
| South Africa | 8,761,062 | 8,761,062 | 4,984,680 | 4,984,680 |
| Swaziland | 103,328 | 103,328 | 35,466 | 35,466 |
| WESTERN AFRICA | 1,002,049 | 1,002,049 | 810,500 | 810,500 |
| Benin | 5 | 5 | 386,805 | 386,805 |
| Burkina Faso(Fr.Up.V | 65,312 | 65,312 | 88,629 | 88,629 |
| Co,te d,Ivoire(Fr.Iv | 479,260 | 479,260 | 51,932 | 51,932 |
| Gambia | 6 | 6 | 4,765 | 4,765 |
| Ghana | 30,380 | 30,380 | 30,167 | 30,167 |
| Guinea | 13,898 | 13,898 | | |
| Liberia | 28 | 28 | | |
| Mali | 2,760 | 2,760 | 2,548 | 2,548 |
| Mauritania | | | 3,100 | 3,100 |
| Nigeria | 4,789 | 4,789 | 6,338 | 6,338 |
| Senegal | 4,339 | 4,339 | 2,520 | 2,520 |
| Sierra Leone | 382 | 382 | 1,112 | 1,112 |
| St. Helena | 160 | 160 | | |
| Togo | 400,730 | 400,730 | 232,582 | 232,582 |
| EASTERN ASIA | 187,826,175 | 187,826,175 | 128,921,132 | 128,921,132 |
| China | 154,334,897 | 154,334,897 | 105,230,614 | 105,230,614 |
| Hong Kong S.A.Re.Chi | 729,399 | 729,399 | 662,445 | 662,445 |
| Japan | 20,214,374 | 20,214,374 | 13,977,890 | 13,977,890 |
| Korea D.P.Republic | 349,621 | 349,621 | 240,007 | 240,007 |
| Korea, Republic of | 8,147,662 | 8,147,662 | 5,662,608 | 5,662,608 |
| Macao.China | 654 | 654 | 147 | 147 |
| O.Asia(Tai.For.Pe.Ki | 4,049,569 | 4,049,569 | 3,147,421 | 3,147,421 |
| SOUTH-CENTRAL ASIA | 17,610,239 | 17,610,239 | 16,070,798 | 16,070,798 |
| Afghanistan | 3,471,634 | 3,471,634 | 1,370,003 | 1,370,003 |
| Bangladesh | 330,489 | 330,489 | 227,194 | 227,194 |
| Bhutan | 89 | 89 | | |
| India | 10,738,626 | 10,738,626 | 10,546,239 | 10,546,239 |
| Iran (Islamic R.) | 2,365,038 | 2,365,038 | 3,043,341 | 3,043,341 |
| Kazakstan | 1,925 | 1,925 | 24,728 | 24,728 |
| Kyrgyzstan/Kyrgyz R. | | | 3,885 | 3,885 |
| Maldives | | | 75 | 75 |
| Nepal | 1,049 | 1,049 | 41,521 | 41,521 |
| Sri Lanka | 609,685 | 609,685 | 511,836 | 511,836 |
| Tajikistan | 1,802 | 1,802 | 23 | 23 |
| Turkmenistan | 86,331 | 86,331 | 294,349 | 294,349 |
| Uzbekistan | 3,572 | 3,572 | 7,604 | 7,604 |

Contd.

10.14 Imports by Areas and Countries / Territories

(In Thousand Rupees)

| Territories/Countries | July, 2017 | Cumulative From July,2017 | July, 2016 | Cumulative From July,2016 |
|----------------------------------|-------------|---------------------------|------------|---------------------------|
| SOUTH-EASTERN ASIA | 52,450,624 | 52,450,624 | 35,756,564 | 35,756,564 |
| Cambodia Fr.Kampuche | 5,910 | 5,910 | 3,124 | 3,124 |
| Indonesia | 19,470,881 | 19,470,881 | 13,206,678 | 13,206,678 |
| Lao People's D.R. | 107 | 107 | 680 | 680 |
| Malaysia | 12,873,173 | 12,873,173 | 7,733,214 | 7,733,214 |
| Myanmar | 82,548 | 82,548 | 38,994 | 38,994 |
| Philippines | 541,240 | 541,240 | 263,363 | 263,363 |
| Singapore | 4,816,550 | 4,816,550 | 4,941,097 | 4,941,097 |
| Thailand | 10,141,654 | 10,141,654 | 7,816,523 | 7,816,523 |
| Viet Nam | 4,518,560 | 4,518,560 | 1,752,889 | 1,752,889 |
| WESTERN ASIA | 116,663,468 | 116,663,468 | 96,691,511 | 96,691,511 |
| Armenia | 3,676 | 3,676 | 1,862 | 1,862 |
| Azerbaijan | 343 | 343 | 6,554 | 6,554 |
| Bahrain | 357,442 | 357,442 | 453,732 | 453,732 |
| Cyprus | 13,405 | 13,405 | 11,989 | 11,989 |
| Gaza Strip | 390 | 390 | | |
| Georgia | 854 | 854 | 758 | 758 |
| Iraq | 643,232 | 643,232 | 235,600 | 235,600 |
| Jordan | 422,484 | 422,484 | 337,746 | 337,746 |
| Kuwait | 7,460,931 | 7,460,931 | 8,663,623 | 8,663,623 |
| Lebanon | 46,543 | 46,543 | 51,707 | 51,707 |
| Oman | 2,349,999 | 2,349,999 | 730,773 | 730,773 |
| Qatar | 12,940,991 | 12,940,991 | 7,884,218 | 7,884,218 |
| Saudi Arabia | 25,367,545 | 25,367,545 | 14,413,532 | 14,413,532 |
| Syrian Arab Republic | 406 | 406 | 1,255 | 1,255 |
| Turkey | 3,271,833 | 3,271,833 | 2,643,391 | 2,643,391 |
| United Arab Emirates | 63,421,778 | 63,421,778 | 61,244,154 | 61,244,154 |
| Yemen | 361,615 | 361,615 | 10,613 | 10,613 |
| AUSTRALIA AND NEW ZEALAND | 5,634,826 | 5,634,826 | 4,391,709 | 4,391,709 |
| Australia | 5,049,166 | 5,049,166 | 3,834,432 | 3,834,432 |
| Christmas Islands | 751 | 751 | 1,346 | 1,346 |
| New Zealand | 572,040 | 572,040 | 555,931 | 555,931 |
| US.Minor Outlying Is | 12,870 | 12,870 | | |
| MELANESIA | 5,778 | 5,778 | 1,256 | 1,256 |
| Fiji | 3,911 | 3,911 | | |
| Solomon Islands | 1,862 | 1,862 | | |
| Vanuatu | 5 | 5 | 1,256 | 1,256 |
| MICRONESIA | 1,671 | 1,671 | 27 | 27 |
| Guam | | | 11 | 11 |
| Kiribati | 1,671 | 1,671 | 16 | 16 |
| POLYNESIA | 3,424 | 3,424 | 2,706 | 2,706 |
| American Samoa | 3,424 | 3,424 | | |
| Johnston Island | | | 2,706 | 2,706 |

10.15 Re-imports by Areas and Countries / Territories

(In Thousand Rupees)

| Territories/Countries | July, 2017 | Cumulative From July,2017 | July, 2016 | Cumulative From July,2016 |
|------------------------|------------------|---------------------------|------------------|---------------------------|
| GRAND TOTALS | 2,064,953 | 2,064,953 | 1,644,962 | 1,644,962 |
| CENTRAL AMERICA | 3,433 | 3,433 | 108 | 108 |
| Guatemala | 2,131 | 2,131 | | |
| Honduras | 1,283 | 1,283 | | |
| Mexico | 19 | 19 | 108 | 108 |
| NORTH AMERICA | 904,638 | 904,638 | 728,389 | 728,389 |
| Canada | 146,990 | 146,990 | 78,121 | 78,121 |
| U.S.America | 757,648 | 757,648 | 650,267 | 650,267 |
| EASTERN EUROPE | 1,227 | 1,227 | 1,018 | 1,018 |
| Czech Republic | | | 75 | 75 |
| Poland | 1,227 | 1,227 | 943 | 943 |
| NORTHERN EUROPE | 27,498 | 27,498 | 28,221 | 28,221 |
| Denmark | | | 6,729 | 6,729 |
| Sweden | 6,769 | 6,769 | 602 | 602 |
| United Kingdom | 20,729 | 20,729 | 20,891 | 20,891 |
| SOUTHERN EUROPE | 17,661 | 17,661 | 35,727 | 35,727 |
| Italy | 14,735 | 14,735 | 31,345 | 31,345 |
| Spain | 2,926 | 2,926 | 4,382 | 4,382 |
| WESTERN EUROPE | 66,008 | 66,008 | 73,126 | 73,126 |
| Austria | | | 1,337 | 1,337 |
| Belgium | 3,400 | 3,400 | 12,567 | 12,567 |
| France | 1,388 | 1,388 | 6,177 | 6,177 |
| Germany | 54,524 | 54,524 | 24,443 | 24,443 |
| Netherlands | 1,532 | 1,532 | 539 | 539 |
| Switzerland | 5,165 | 5,165 | 28,062 | 28,062 |
| EASTERN AFRICA | 3,381 | 3,381 | 11,262 | 11,262 |
| Ethiopia | | | 11,262 | 11,262 |
| U.R.of Tanzania | 3,381 | 3,381 | | |
| NORTHERN AFRICA | 141 | 141 | 1,371 | 1,371 |
| Morocco | 141 | 141 | 1,371 | 1,371 |

Contd.

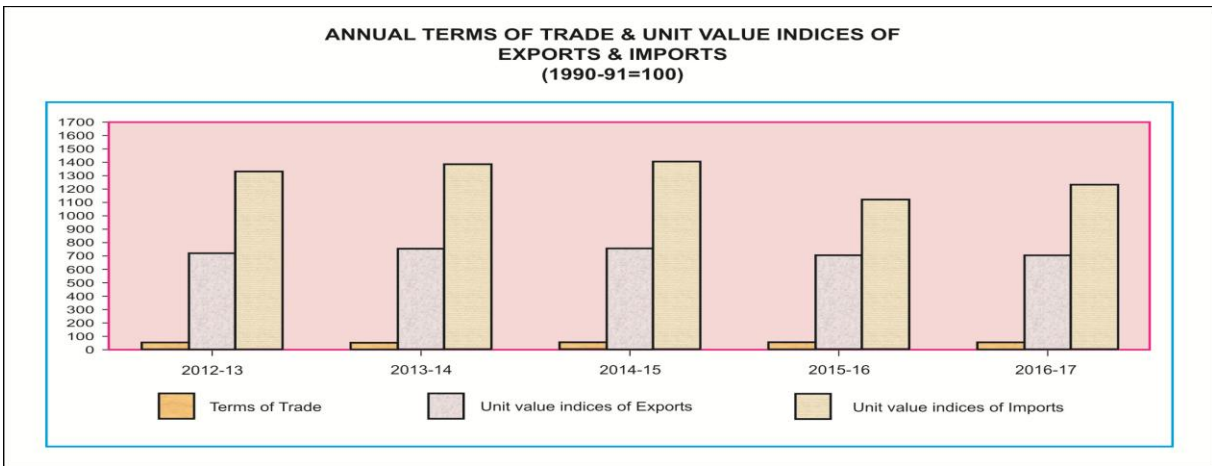
10.15 Re-imports by Areas and Countries / Territories

(In Thousand Rupees)

| Territories/Countries | July, 2017 | Cumulative From July,2017 | July, 2016 | Cumulative From July,2016 |
|----------------------------------|------------|---------------------------|------------|---------------------------|
| SOUTHERN AFRICA | 9,659 | 9,659 | 6,751 | 6,751 |
| South Africa | 9,659 | 9,659 | | |
| Swaziland | | | 6,751 | 6,751 |
| EASTERN ASIA | 583,759 | 583,759 | 423,229 | 423,229 |
| China | 395,839 | 395,839 | 253,804 | 253,804 |
| Hong Kong S.A.Re.Chi | 25,083 | 25,083 | 21,494 | 21,494 |
| Japan | 119,787 | 119,787 | 120,703 | 120,703 |
| Korea, Republic of | 9,007 | 9,007 | 7,080 | 7,080 |
| O.Asia(Tai.For.Pe.Ki | 34,042 | 34,042 | 20,147 | 20,147 |
| SOUTH-CENTRAL ASIA | 154,077 | 154,077 | 109,628 | 109,628 |
| Bangladesh | 2,468 | 2,468 | 1,338 | 1,338 |
| India | 116,497 | 116,497 | 97,941 | 97,941 |
| Iran (Islamic R.) | | | 1,466 | 1,466 |
| Sri Lanka | 35,112 | 35,112 | 8,882 | 8,882 |
| SOUTH-EASTERN ASIA | 122,973 | 122,973 | 121,967 | 121,967 |
| Indonesia | 92,010 | 92,010 | 79,024 | 79,024 |
| Malaysia | 14,535 | 14,535 | 14,975 | 14,975 |
| Singapore | 2,768 | 2,768 | 5,009 | 5,009 |
| Thailand | 4,345 | 4,345 | 13,818 | 13,818 |
| Viet Nam | 9,314 | 9,314 | 9,141 | 9,141 |
| WESTERN ASIA | 128,954 | 128,954 | 95,738 | 95,738 |
| Bahrain | 11,232 | 11,232 | 6,636 | 6,636 |
| Kuwait | 261 | 261 | | |
| Oman | 1,328 | 1,328 | | |
| Qatar | 1,598 | 1,598 | | |
| Saudi Arabia | 15,478 | 15,478 | 7,275 | 7,275 |
| Syrian Arab Republic | | | 8,114 | 8,114 |
| Turkey | 7,966 | 7,966 | 5,683 | 5,683 |
| United Arab Emirates | 91,091 | 91,091 | 68,031 | 68,031 |
| AUSTRALIA AND NEW ZEALAND | 41,543 | 41,543 | 8,426 | 8,426 |
| Australia | 41,543 | 41,543 | 8,426 | 8,426 |

10.16 Annual and Quarterly Terms of Trade and Unit Value Indices of Exports and Imports (1990-91=100)

| Year/ Quarter | Terms of Trade | Unit Value Indices of Exports | Unit Value Indices of Imports |
|-----------------|----------------|-------------------------------|-------------------------------|
| 2012-13 | 53.81 | 715.45 | 1329.56 |
| 2013-14 | 54.27 | 752.86 | 1387.15 |
| 2014-15 | 54.05 | 759.21 | 1404.72 |
| 2015-16 | 56.33 | 705.02 | 1251.53 |
| 2016-17 * | 57.10 | 703.39 | 1231.95 |
| 2012-13 Jul-Sep | 53.94 | 684.66 | 1269.28 |
| Oct-Dec | 53.43 | 709.08 | 1327.23 |
| Jan-Mar | 53.91 | 728.42 | 1351.28 |
| Apr-Jun | 53.97 | 739.63 | 1370.44 |
| 2013-14 Jul-Sep | 54.54 | 745.76 | 1367.33 |
| Oct-Dec | 54.61 | 745.57 | 1365.33 |
| Jan-Mar | 54.80 | 771.50 | 1407.91 |
| Apr-Jun | 53.17 | 748.62 | 1408.02 |
| 2014-15 Jul-Sep | 52.24 | 753.27 | 1441.98 |
| Oct-Dec | 54.41 | 762.69 | 1401.74 |
| Jan-Mar | 55.87 | 769.06 | 1376.64 |
| Apr-Jun | 53.76 | 751.81 | 1398.50 |
| 2015-16 Jul-Sep | 53.67 | 712.89 | 1328.20 |
| Oct-Dec | 56.66 | 701.89 | 1238.67 |
| Jan-Mar | 57.87 | 703.02 | 1214.84 |
| Apr-Jun | 57.36 | 702.28 | 1224.39 |
| 2016-17 Jul-Sep | 57.02 | 697.00 | 1222.36 |
| Oct-Dec | 57.46 | 703.81 | 1224.89 |
| Jan-Mar | 57.03 | 703.47 | 1233.52 |
| Apr-Jun * | 56.88 | 709.28 | 1247.01 |



10.17 Index Numbers of Unit Values of Exports by Groups (1990-91=100)

| Year /Quarter | All Groups | Food and Live Animals | Beverages & Tobacco | Crude Materials Inedible | Mineral Fuels & Lubrican | Chemicals | Manufactured Goods | Machinery & Transport | Misc. Manufactured Articles |
|-----------------|------------|-----------------------|---------------------|--------------------------|--------------------------|-----------|--------------------|-----------------------|-----------------------------|
| 2012-13 | 715.45 | 884.48 | 1052.54 | 958.74 | 1615.08 | 876.11 | 689.62 | 1603.48 | 657.15 |
| 2013-14 | 752.86 | 954.07 | 1127.89 | 1009.57 | 1682.81 | 939.50 | 698.49 | 1650.17 | 700.75 |
| 2014-15 | 759.21 | 1057.47 | 1148.80 | 999.87 | 1713.20 | 935.18 | 667.05 | 1789.37 | 728.76 |
| 2015-16 | 705.02 | 944.46 | 1217.42 | 920.79 | 1092.25 | 1000.41 | 607.39 | 1873.58 | 774.38 |
| 2016-17 * | 703.39 | 912.62 | 1240.70 | 894.27 | 1136.42 | 1029.70 | 595.74 | 1740.35 | 799.30 |
| 2012-13 Jul-Sep | 684.66 | 867.43 | 999.22 | 924.18 | 1562.79 | 809.02 | 656.98 | 1584.13 | 636.74 |
| Oct-Dec | 709.08 | 869.95 | 1036.60 | 944.56 | 1653.04 | 851.48 | 685.86 | 1590.79 | 658.79 |
| Jan-Mar | 728.42 | 899.09 | 1086.12 | 982.32 | 1620.06 | 921.14 | 705.07 | 1618.96 | 666.01 |
| Apr-Jun | 739.63 | 901.46 | 1088.20 | 983.88 | 1624.41 | 922.80 | 710.57 | 1620.03 | 667.06 |
| 2013-14 Jul-Sep | 745.46 | 919.57 | 1098.87 | 1017.68 | 1634.63 | 934.11 | 713.43 | 1624.52 | 674.82 |
| Oct-Dec | 745.57 | 952.49 | 1154.15 | 1023.78 | 1640.93 | 928.01 | 698.36 | 1631.05 | 723.57 |
| Jan-Mar | 771.50 | 970.48 | 1164.01 | 1042.41 | 1659.59 | 941.60 | 719.23 | 1664.20 | 729.32 |
| Apr-Jun | 748.62 | 973.74 | 1094.54 | 954.39 | 1796.09 | 954.26 | 659.51 | 1680.90 | 675.29 |
| 2014-15 Jul-Sep | 753.27 | 1027.99 | 1123.85 | 988.05 | 1853.14 | 929.85 | 676.38 | 1722.41 | 692.43 |
| Oct-Dec | 762.69 | 1071.97 | 1171.54 | 1000.56 | 1862.62 | 935.86 | 677.14 | 1781.57 | 740.31 |
| Jan-Mar | 769.06 | 1075.01 | 1148.08 | 1030.34 | 1732.30 | 946.52 | 679.02 | 1787.10 | 728.26 |
| Apr-Jun | 751.81 | 1054.91 | 1151.73 | 980.52 | 1404.75 | 928.49 | 635.66 | 1866.41 | 754.05 |
| 2015-16 Jul-Sep | 712.89 | 973.60 | 1144.34 | 964.35 | 1423.80 | 994.53 | 628.77 | 1955.09 | 730.30 |
| Oct-Dec | 701.89 | 935.34 | 1176.96 | 908.48 | 1022.94 | 995.70 | 601.06 | 1858.72 | 782.09 |
| Jan-Mar | 703.02 | 929.68 | 1250.14 | 921.27 | 1045.51 | 1021.47 | 599.41 | 1866.25 | 795.28 |
| Apr-Jun | 702.28 | 939.22 | 1298.25 | 889.05 | 876.75 | 989.95 | 600.29 | 1814.27 | 789.83 |
| 2016-17 Jul-Sep | 697.00 | 972.71 | 1239.28 | 909.02 | 1069.37 | 993.34 | 590.69 | 1780.89 | 762.86 |
| Oct-Dec | 703.81 | 928.54 | 1223.96 | 880.70 | 1080.33 | 1032.44 | 597.47 | 1719.51 | 794.66 |
| Jan-Mar | 703.47 | 869.54 | 1211.78 | 876.35 | 1228.96 | 1025.79 | 599.28 | 1724.91 | 802.38 |
| Apr-Jun* | 709.28 | 879.70 | 1287.78 | 910.99 | 1167.02 | 1067.24 | 595.50 | 1736.07 | 837.29 |

* = Provisional

10.18 Index Numbers of Unit Values of Imports by Groups (1990-91=100)

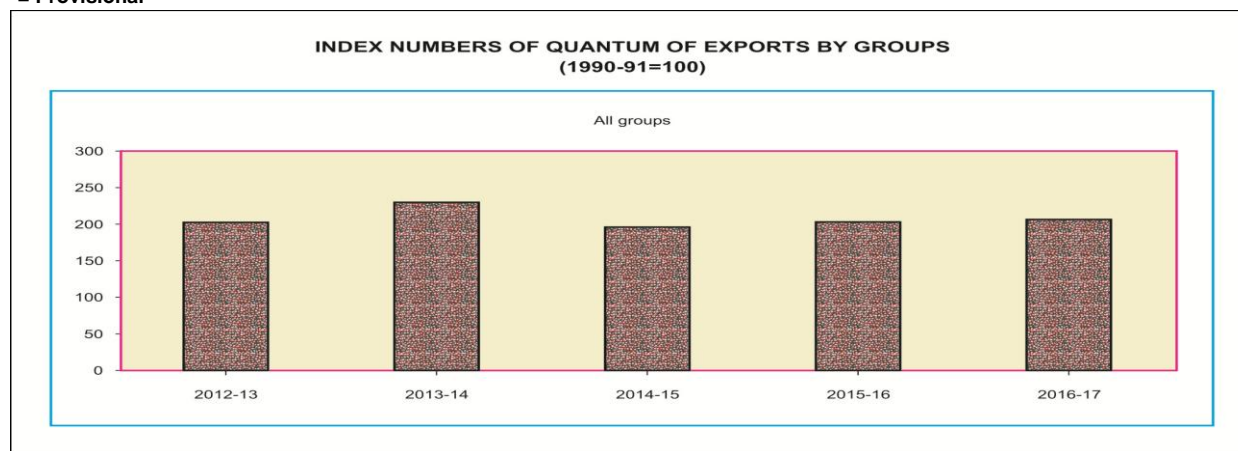
| Year/Quarter | All groups | Food and Live animals | Beverages & Tobacco | Crude materials inedible except fuels | Mineral fuels & Lubricants | Animal or Veg. oils & Fats | Chemicals | Manufactured goods | Machinery & Transport equipment | Misc. manufactured articles |
|-----------------|------------|-----------------------|---------------------|---------------------------------------|----------------------------|----------------------------|-----------|--------------------|---------------------------------|-----------------------------|
| 2012-13 | 1329.56 | 802.28 | 1339.47 | 995.65 | 1720.77 | 1103.29 | 994.50 | 887.02 | 1738.91 | 1342.66 |
| 2013-14 | 1387.15 | 838.74 | 1446.20 | 1046.35 | 1757.91 | 1054.13 | 1098.60 | 899.66 | 1866.32 | 1458.63 |
| 2014-15 | 1404.72 | 891.28 | 1620.65 | 1048.08 | 1550.37 | 1037.83 | 1256.50 | 1026.39 | 1985.27 | 1854.42 |
| 2015-16 | 1251.53 | 839.11 | 1700.77 | 1031.47 | 1054.32 | 1011.65 | 1193.67 | 920.53 | 1913.99 | 2376.63 |
| 2016-17 * | 1231.95 | 839.73 | 1757.42 | 1027.69 | 932.24 | 1086.72 | 1264.82 | 924.51 | 1878.69 | 2445.41 |
| 2012-13 Jul-Sep | 1269.28 | 791.42 | 1310.88 | 925.57 | 1623.49 | 1189.26 | 939.61 | 875.46 | 1610.53 | 1323.94 |
| Oct-Dec | 1327.23 | 794.08 | 1328.36 | 995.64 | 1764.03 | 1111.45 | 1009.58 | 881.11 | 1680.20 | 1327.27 |
| Jan-Mar | 1351.28 | 800.25 | 1350.09 | 1017.46 | 1761.13 | 1048.35 | 989.23 | 877.44 | 1804.52 | 1345.00 |
| Apr-Jun | 1370.44 | 823.38 | 1368.54 | 1043.92 | 1734.43 | 1064.11 | 1039.59 | 914.05 | 1860.39 | 1374.43 |
| 2013-14 Jul-Sep | 1367.33 | 839.00 | 1390.72 | 1064.30 | 1688.69 | 1075.42 | 1064.27 | 859.80 | 1865.31 | 1381.34 |
| Oct-Dec | 1365.33 | 840.48 | 1425.20 | 1052.01 | 1711.56 | 1054.23 | 1083.40 | 873.38 | 1875.71 | 1391.17 |
| Jan-Mar | 1407.91 | 849.44 | 1463.98 | 1072.34 | 1784.71 | 1061.03 | 1104.26 | 930.61 | 1937.80 | 1487.18 |
| Apr-Jun | 1408.02 | 826.03 | 1504.91 | 996.75 | 1846.69 | 1025.83 | 1142.45 | 934.85 | 1786.47 | 1574.82 |
| 2014-15 Jul-Sep | 1441.98 | 882.91 | 1551.52 | 1050.88 | 1810.84 | 1040.06 | 1218.48 | 993.38 | 1889.96 | 1701.41 |
| Oct-Dec | 1401.74 | 893.21 | 1590.81 | 1065.79 | 1530.17 | 1056.54 | 1254.97 | 1030.45 | 1969.44 | 1807.08 |
| Jan-Mar | 1376.64 | 895.47 | 1651.30 | 1039.03 | 1443.70 | 1006.23 | 1256.20 | 1044.23 | 1995.28 | 1892.80 |
| Apr-Jun | 1398.50 | 893.54 | 1688.98 | 1036.61 | 1416.75 | 1048.50 | 1296.34 | 1037.49 | 2086.41 | 2016.39 |
| 2015-16 Jul-Sep | 1328.20 | 819.90 | 1670.50 | 994.97 | 1377.68 | 1032.17 | 1175.87 | 905.12 | 1926.97 | 2242.88 |
| Oct-Dec | 1238.67 | 824.90 | 1691.32 | 1109.19 | 1049.07 | 1028.06 | 1141.86 | 929.56 | 1882.96 | 2372.44 |
| Jan-Mar | 1214.84 | 865.60 | 1747.55 | 1012.94 | 871.68 | 978.61 | 1210.14 | 924.91 | 1934.80 | 2434.43 |
| Apr-Jun | 1224.39 | 846.04 | 1693.71 | 1008.77 | 918.85 | 1007.74 | 1246.79 | 922.51 | 1911.24 | 2456.76 |
| 2016-17 Jul-Sep | 1222.36 | 816.59 | 1708.34 | 1025.79 | 908.12 | 1026.36 | 1251.62 | 925.94 | 1888.38 | 2512.37 |
| Oct-Dec | 1224.89 | 833.16 | 1782.93 | 1030.30 | 855.04 | 1164.61 | 1309.72 | 976.44 | 1863.34 | 2643.91 |
| Jan-Mar | 1233.52 | 838.92 | 1794.93 | 1003.50 | 979.56 | 1080.97 | 1269.88 | 878.71 | 1864.85 | 2327.08 |
| Apr-Jun* | 1247.01 | 870.25 | 1743.47 | 1051.17 | 986.25 | 1074.94 | 1228.04 | 916.94 | 1898.20 | 2298.27 |

* = Provisional

10.19 Index Numbers of Quantum of Exports by Groups (1990-91=100)

| Year/Quarter | All groups | Food and Live animals | Beverages & Tobacco | Crude materials inedible except fuels | Mineral fuels & Lubricants | Chemicals | Manufactured goods | Machinery & Transport equipment | Misc. manufactured articles |
|-----------------|------------|-----------------------|---------------------|---------------------------------------|----------------------------|-----------|--------------------|---------------------------------|-----------------------------|
| 2012-13 | 202.86 | 242.21 | 238.64 | 343.79 | 37.89 | 992.45 | 191.87 | 2014.32 | 181.50 |
| 2013-14 | 229.80 | 280.96 | 175.45 | 447.47 | 409.09 | 1010.41 | 189.96 | 2056.66 | 226.38 |
| 2014-15 | 195.45 | 224.40 | 100.30 | 264.75 | 176.22 | 973.58 | 181.68 | 3964.39 | 201.19 |
| 2015-16 | 203.66 | 243.09 | 112.67 | 307.85 | 57.34 | 689.93 | 182.42 | 3767.50 | 223.68 |
| 2016-17 * | 205.99 | 250.96 | 153.01 | 214.11 | 51.33 | 477.37 | 186.39 | 3911.82 | 236.30 |
| 2012-13 Jul-Sep | 182.10 | 193.42 | 203.51 | 300.83 | 29.33 | 962.68 | 175.53 | 2240.25 | 165.88 |
| Oct-Dec | 201.62 | 219.24 | 268.01 | 357.97 | 6.46 | 948.78 | 196.72 | 2835.50 | 174.64 |
| Jan-Mar | 208.98 | 289.31 | 307.37 | 350.05 | 53.72 | 840.47 | 192.71 | 1390.01 | 179.90 |
| Apr-Jun | 218.73 | 266.88 | 175.65 | 366.29 | 62.03 | 1217.85 | 202.51 | 1591.51 | 205.57 |
| 2013-14 Jul-Sep | 242.65 | 254.75 | 215.28 | 392.89 | 1298.61 | 1052.88 | 213.28 | 1226.96 | 241.61 |
| Oct-Dec | 220.69 | 279.96 | 59.50 | 463.12 | 4.22 | 691.05 | 190.14 | 911.18 | 229.81 |
| Jan-Mar | 218.37 | 336.65 | 69.11 | 350.89 | 247.03 | 1153.88 | 186.44 | 4061.10 | 208.14 |
| Apr-Jun | 237.48 | 252.47 | 357.92 | 582.97 | 86.50 | 1143.82 | 170.28 | 2027.38 | 225.97 |
| 2014-15 Jul-Sep | 201.64 | 189.93 | 90.87 | 389.05 | 361.14 | 952.31 | 183.05 | 4343.64 | 202.72 |
| Oct-Dec | 205.65 | 266.45 | 51.38 | 333.54 | 123.62 | 1240.35 | 187.56 | 3283.23 | 194.18 |
| Jan-Mar | 197.74 | 235.44 | 74.56 | 246.63 | 85.83 | 790.96 | 183.40 | 3932.27 | 205.36 |
| Apr-Jun | 176.75 | 205.76 | 184.39 | 89.77 | 134.28 | 910.69 | 172.69 | 4298.43 | 202.50 |
| 2015-16 Jul-Sep | 187.10 | 183.52 | 68.33 | 285.36 | 76.97 | 1029.59 | 176.67 | 3211.01 | 194.95 |
| Oct-Dec | 193.24 | 251.95 | 54.14 | 218.76 | 50.57 | 778.60 | 177.06 | 2601.52 | 204.57 |
| Jan-Mar | 228.29 | 303.57 | 179.45 | 528.59 | 70.12 | 467.59 | 186.61 | 3782.17 | 256.89 |
| Apr-Jun | 206.13 | 233.33 | 148.74 | 198.69 | 31.70 | 483.95 | 189.54 | 5475.29 | 238.30 |
| 2016-17 Jul-Sep | 189.72 | 161.56 | 101.01 | 178.53 | 162.00 | 560.84 | 185.85 | 5242.08 | 217.09 |
| Oct-Dec | 204.38 | 230.40 | 60.64 | 229.57 | 66.56 | 535.91 | 190.00 | 3267.99 | 228.32 |
| Jan-Mar | 222.94 | 344.66 | 375.12 | 230.59 | 60.11 | 330.08 | 185.81 | 1406.28 | 261.12 |
| Apr-Jun* | 206.92 | 267.23 | 75.27 | 217.73 | 48.78 | 482.64 | 183.89 | 5730.94 | 238.65 |

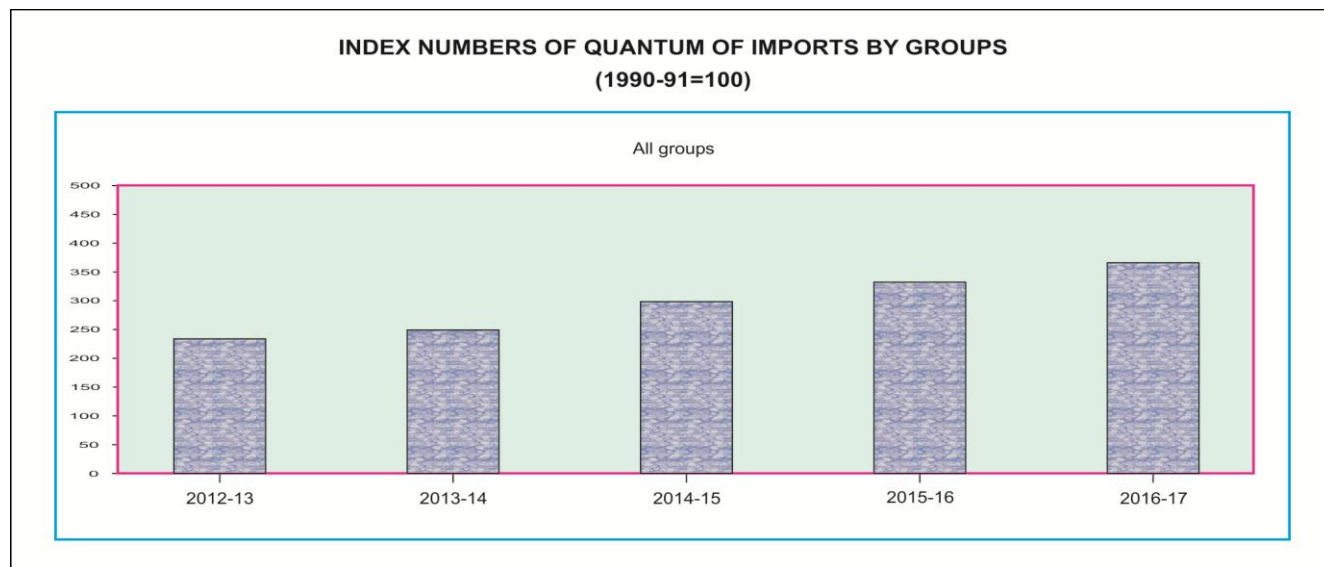
* = Provisional



10.20 Index Numbers of Quantum of Imports by Groups (1990-91=100)

| Year/Quarter | All groups | Food and Live animals | Beverages & Tobacco | Crude materials inedible except fuels | Mineral fuels & Lubricants | Animal or Veg. oils & Fats | Chemicals | Manufactured goods | Machinery & Transport equipment | Misc. manufactured articles |
|-----------------|------------|-----------------------|---------------------|---------------------------------------|----------------------------|----------------------------|-----------|--------------------|---------------------------------|-----------------------------|
| 2012-13 | 234.02 | 186.86 | 275.65 | 413.29 | 190.89 | 141.68 | 240.54 | 249.49 | 266.44 | 261.26 |
| 2013-14 | 249.40 | 162.10 | 317.18 | 491.04 | 185.66 | 182.37 | 253.03 | 312.32 | 283.06 | 286.91 |
| 2014-15 | 299.74 | 222.61 | 317.90 | 531.02 | 175.67 | 179.33 | 271.01 | 345.01 | 478.50 | 307.93 |
| 2015-16 | 330.71 | 273.06 | 287.46 | 628.07 | 157.60 | 221.25 | 266.35 | 319.43 | 584.63 | 405.89 |
| 2016-17 * | 365.19 | 270.02 | 331.01 | 674.28 | 190.85 | 208.63 | 287.86 | 369.12 | 655.19 | 389.38 |
| 2012-13 Jul-Sep | 233.97 | 153.48 | 320.06 | 335.17 | 199.90 | 165.49 | 246.32 | 226.37 | 289.12 | 221.18 |
| Oct-Dec | 229.54 | 203.59 | 244.78 | 355.04 | 192.53 | 115.62 | 250.79 | 260.53 | 247.53 | 297.57 |
| Jan-Mar | 223.34 | 205.75 | 273.94 | 531.28 | 168.62 | 148.57 | 209.02 | 245.75 | 221.78 | 281.19 |
| Apr-Jun | 249.22 | 184.62 | 263.80 | 431.66 | 202.50 | 137.03 | 256.03 | 265.29 | 307.32 | 245.10 |
| 2013-14 Jul-Sep | 218.67 | 122.34 | 261.56 | 396.94 | 181.66 | 174.34 | 244.11 | 206.78 | 263.81 | 229.50 |
| Oct-Dec | 268.58 | 171.23 | 341.53 | 584.51 | 196.34 | 167.22 | 261.77 | 508.73 | 227.47 | 235.11 |
| Jan-Mar | 257.81 | 167.02 | 354.12 | 578.98 | 169.03 | 175.06 | 258.74 | 280.99 | 321.79 | 278.09 |
| Apr-Jun | 252.54 | 187.81 | 311.51 | 403.73 | 195.60 | 212.84 | 247.49 | 252.77 | 319.16 | 305.94 |
| 2014-15 Jul-Sep | 302.77 | 322.99 | 416.31 | 354.13 | 197.29 | 189.47 | 275.38 | 273.72 | 521.40 | 302.25 |
| Oct-Dec | 303.82 | 229.82 | 369.89 | 685.69 | 185.39 | 167.77 | 270.55 | 274.76 | 470.31 | 296.49 |
| Jan-Mar | 290.10 | 174.63 | 205.90 | 595.97 | 129.32 | 163.79 | 258.24 | 482.00 | 428.76 | 371.67 |
| Apr-Jun | 302.25 | 162.98 | 279.49 | 488.27 | 190.67 | 196.30 | 279.88 | 349.54 | 493.54 | 261.29 |
| 2015-16 Jul-Sep | 290.52 | 292.22 | 311.01 | 375.83 | 146.92 | 212.82 | 245.87 | 284.84 | 513.14 | 407.12 |
| Oct-Dec | 355.81 | 311.72 | 251.34 | 598.92 | 153.20 | 224.04 | 302.20 | 347.62 | 635.68 | 489.68 |
| Jan-Mar | 304.07 | 245.24 | 298.83 | 876.98 | 135.09 | 223.11 | 229.82 | 310.36 | 469.95 | 357.26 |
| Apr-Jun | 372.45 | 243.07 | 288.66 | 660.54 | 195.20 | 225.04 | 287.52 | 334.92 | 719.73 | 369.48 |
| 2016-17 Jul-Sep | 315.54 | 222.22 | 243.38 | 417.44 | 171.33 | 192.07 | 272.18 | 374.67 | 545.17 | 392.47 |
| Oct-Dec | 345.63 | 286.10 | 379.05 | 576.31 | 189.46 | 204.04 | 300.94 | 367.29 | 589.25 | 403.18 |
| Jan-Mar | 409.63 | 312.94 | 243.74 | 878.87 | 182.91 | 217.82 | 275.54 | 350.76 | 818.18 | 415.75 |
| Apr-Jun* | 389.95 | 258.83 | 457.87 | 824.50 | 219.69 | 220.58 | 302.79 | 383.76 | 668.15 | 346.10 |

* = Provisional



10.21 Trade in Services (Summary) May, 2017

| Description | Rs. In Million Dollars in Thousands | | | | | |
|---|--|------------|---------------|------------|---|--------|
| | * May, 2017 | | * April, 2017 | | % Change in May, 2017 over April, 2017 | |
| | Rs | \$ | Rs | \$ | Rs | \$ |
| Export of Services (TOTAL) | 40,537.52 | 387,037.00 | 38,855.93 | 370,949.00 | 4.33 | 4.34 |
| 1. Manufacturing services on physical inputs owned by | 0.00 | 0.00 | 0.00 | 0.00 | 0.00 | 0.00 |
| 2. Maintenance and repair services n.i.e. | 48.18 | 460.00 | 164.45 | 1,570.00 | -70.70 | -70.70 |
| 3. Transport | 8,793.81 | 83,960.00 | 8,559.96 | 81,720.00 | 2.73 | 2.74 |
| 4. Travel | 3,145.29 | 30,030.00 | 2,622.88 | 25,040.00 | 19.92 | 19.93 |
| 5. Construction services | 722.69 | 6,900.00 | 453.56 | 4,330.00 | 59.34 | 59.35 |
| 6. Insurance and Pension services | 173.87 | 1,660.00 | 834.83 | 7,970.00 | -79.17 | -79.17 |
| 7. Financial services | 765.64 | 7,310.00 | 536.31 | 5,120.00 | 42.76 | 42.77 |
| 8. Charges for the use of intellectual services | 56.56 | 540.00 | 47.14 | 450.00 | 19.98 | 20.00 |
| 9. Telecommunication, Computer and information services | 8,807.42 | 84,090.00 | 7,865.47 | 75,090.00 | 11.98 | 11.99 |
| 10. Other business services | 10,600.75 | 101,212.00 | 9,642.94 | 92,059.00 | 9.93 | 9.94 |
| 11. Personal, cultural, and recreational services | 212.09 | 2,025.00 | 181.21 | 1,730.00 | 17.04 | 17.05 |
| 12. Government services, n.i.e. | 7,211.22 | 68,850.00 | 7,947.18 | 75,870.00 | -9.26 | -9.25 |
| Import of Services (TOTAL) | 86,765.68 | 828,406.00 | 74,879.68 | 714,860.00 | 15.87 | 15.88 |
| 1. Manufacturing services on physical inputs owned by | 0.00 | 0.00 | 0.00 | 0.00 | 0.00 | 0.00 |
| 2. Maintenance and repair services n.i.e. | 733.17 | 7,000.00 | 733.23 | 7,000.00 | -0.01 | 0.00 |
| 3. Transport | 34,117.48 | 325,741.00 | 31,436.78 | 300,120.00 | 8.53 | 8.54 |
| 4. Travel | 20,424.97 | 195,010.00 | 17,493.86 | 167,010.00 | 16.76 | 16.77 |
| 5. Construction services | 97.41 | 930.00 | 87.99 | 840.00 | 10.71 | 10.71 |
| 6. Insurance and Pension services | 1,936.60 | 18,490.00 | 1,989.14 | 18,990.00 | -2.64 | -2.63 |
| 7. Financial services | 2,956.76 | 28,230.00 | 1,066.33 | 10,180.00 | 177.28 | 177.31 |
| 8. Charges for the use of intellectual services | 3,150.52 | 30,080.00 | 1,550.26 | 14,800.00 | 103.23 | 103.24 |
| 9. Telecommunication, Computer and information services | 2,819.57 | 26,920.00 | 2,722.37 | 25,990.00 | 3.57 | 3.58 |
| 10. Other business services | 13,611.77 | 129,960.00 | 13,511.37 | 128,990.00 | 0.74 | 0.75 |
| 11. Personal, cultural, and recreational services | 230.95 | 2,205.00 | 101.60 | 970.00 | 127.31 | 127.32 |
| 12. Government services, n.i.e. | 6,686.48 | 63,840.00 | 4,186.75 | 39,970.00 | 59.71 | 59.72 |

| Description | * July - May 2016 - 2017 | | July - May 2015 -2016 | | % Change in July - May, 2016 -2017 over July - May, 2015 - 2016 | |
|---|-----------------------------|--------------|--------------------------|--------------|--|---------|
| | Rs | \$ | Rs | \$ | Rs | \$ |
| | Export of Services (TOTAL) | 532,446.82 | 5,085,915.78 | 525,045.33 | 5,038,668.81 | 1.41 |
| 1. Manufacturing services on physical inputs owned by | 0.00 | 0.00 | 0.00 | 0.00 | 0.00 | 0.00 |
| 2. Maintenance and repair services n.i.e. | 571.61 | 5,460.00 | 38.56 | 370.00 | 1382.39 | 1375.68 |
| 3. Transport | 94,652.82 | 904,121.00 | 108,072.25 | 1,037,130.00 | -12.42 | -12.82 |
| 4. Travel | 31,654.21 | 302,360.00 | 30,851.44 | 296,070.00 | 2.60 | 2.12 |
| 5. Construction services | 6,889.68 | 65,810.00 | 3,962.85 | 38,030.00 | 73.86 | 73.05 |
| 6. Insurance and Pension services | 10,271.49 | 98,113.00 | 5,153.89 | 49,460.00 | 99.30 | 98.37 |
| 7. Financial services | 10,362.27 | 98,980.00 | 10,729.80 | 102,970.00 | -3.43 | -3.87 |
| 8. Charges for the use of intellectual services | 1,005.03 | 9,600.00 | 1,907.96 | 18,310.00 | -47.32 | -47.57 |
| 9. Telecommunication, Computer and information services | 89,276.88 | 852,770.00 | 73,101.65 | 701,530.00 | 22.13 | 21.56 |
| 10. Other business services | 108,648.88 | 1,037,810.78 | 97,171.94 | 932,523.81 | 11.81 | 11.29 |
| 11. Personal, cultural, and recreational services | 1,960.96 | 18,731.00 | 2,681.68 | 25,735.00 | -26.88 | -27.22 |
| 12. Government services, n.i.e. | 177,152.99 | 1,692,160.00 | 191,373.31 | 1,836,540.00 | -7.43 | -7.86 |
| Import of Services (TOTAL) | 823,278.37 | 7,863,930.00 | 803,781.06 | 7,713,594.00 | 2.43 | 1.95 |
| 1. Manufacturing services on physical inputs owned by | 0.00 | 0.00 | 0.00 | 0.00 | 0.00 | 0.00 |
| 2. Maintenance and repair services n.i.e. | 7,271.80 | 69,460.00 | 9,486.66 | 91,040.00 | -23.35 | -23.70 |
| 3. Transport | 330,577.37 | 3,157,665.00 | 308,733.93 | 2,962,807.00 | 7.08 | 6.58 |
| 4. Travel | 165,820.26 | 1,583,910.00 | 175,778.26 | 1,686,880.00 | -5.67 | -6.10 |
| 5. Construction services | 1,222.78 | 11,680.00 | 12,444.99 | 119,430.00 | -90.17 | -90.22 |
| 6. Insurance and Pension services | 22,834.04 | 218,110.00 | 24,044.78 | 230,749.00 | -5.04 | -5.48 |
| 7. Financial services | 23,137.63 | 221,010.00 | 19,784.02 | 189,860.00 | 16.95 | 16.41 |
| 8. Charges for the use of intellectual services | 21,017.66 | 200,760.00 | 16,658.96 | 159,870.00 | 26.16 | 25.58 |
| 9. Telecommunication, Computer and information services | 35,944.41 | 343,340.00 | 36,854.58 | 353,680.00 | -2.47 | -2.92 |
| 10. Other business services | 156,295.52 | 1,492,930.00 | 154,871.98 | 1,486,250.00 | 0.92 | 0.45 |
| 11. Personal, cultural, and recreational services | 1,336.37 | 12,765.00 | 761.83 | 7,311.00 | 75.42 | 74.60 |
| 12. Government services, n.i.e. | 57,820.53 | 552,300.00 | 44,361.07 | 425,717.00 | 30.34 | 29.73 |

* Provisional figures based on figures provided by the State Bank of Pakistan.

** Revised by SBP

Note:- SBP has swi ched over from BPM- to BPM 6th addition from July, 2014.

Note:- Dollar value is converted into Rupees on monthly average exchange rate provided by SBP.

May, 2017 (1\$=Rs.104.738087), April, 2017 (1\$=Rs. 104.747400) and May, 2016 (1\$=Rs. 104.678739) respectively.

10.22 Export of Services by Sectors (Detail) (Monthly)

| Description | Rs. in Millions Dollars in Thousands | | | | | | | | | |
|---|---|-------------------|------------------|-------------------|------------------|-------------------|-------------------------------|--------|-----------|--------|
| | * May, 2017 | | ** April, 2017 | | * May, 2016 | | % Change in May, 2017 over | | | |
| | | | | | | | April, 2017 | | May, 2016 | |
| | Rs | \$ | Rs | \$ | Rs | \$ | Rs | \$ | Rs | \$ |
| Services | <u>40,537.52</u> | <u>387,037.00</u> | <u>38,855.93</u> | <u>370,949.00</u> | <u>37,796.14</u> | <u>361,067.83</u> | 4.33 | 4.34 | 7.25 | 7.19 |
| 1.Manufacturing services on physical inputs owned by others | 0.00 | 0.00 | 0.00 | 0.00 | 0.00 | 0.00 | 0.00 | 0.00 | 0.00 | 0.00 |
| 1.1 Goods for processing in reporting economy | 0.00 | 0.00 | 0.00 | 0.00 | 0.00 | 0.00 | 0.00 | 0.00 | 0.00 | 0.00 |
| 1.2 Goods for processing abroad | 0.00 | 0.00 | 0.00 | 0.00 | 0.00 | 0.00 | 0.00 | 0.00 | 0.00 | 0.00 |
| 2.Maintenance and repair services n.i.e. | 48.18 | 460.00 | 164.45 | 1,570.00 | 0.00 | 0.00 | -70.70 | -70.70 | 100.00 | 100.00 |
| 3. Transport | 8,793.81 | 83,960.00 | 8,559.96 | 81,720.00 | 10,184.19 | 97,290.00 | 2.73 | 2.74 | -13.65 | -13.70 |
| 3.1 Sea transport | 255.57 | 2,440.00 | 245.11 | 2,340.00 | 334.97 | 3,200.00 | 4.27 | 4.27 | -23.70 | -23.75 |
| 3.1.1 Passenger | 0.00 | 0.00 | 0.00 | 0.00 | 0.00 | 0.00 | 0.00 | 0.00 | 0.00 | 0.00 |
| 3.1.2 Freight | 149.78 | 1,430.00 | 149.79 | 1,430.00 | 149.69 | 1,430.00 | -0.01 | 0.00 | 0.06 | 0.00 |
| 3.1.3 Other | 105.79 | 1,010.00 | 95.32 | 910.00 | 185.28 | 1,770.00 | 10.98 | 10.99 | -42.90 | -42.94 |
| 3.2 Air transport | 8,083.68 | 77,180.00 | 8,076.02 | 77,100.00 | 9,751.87 | 93,160.00 | 0.09 | 0.10 | -17.11 | -17.15 |
| 3.1.1 Passenger | 5,221.19 | 49,850.00 | 5,204.90 | 49,690.00 | 4,375.57 | 41,800.00 | 0.31 | 0.32 | 19.33 | 19.26 |
| 3.1.2 Freight | 231.47 | 2,210.00 | 231.49 | 2,210.00 | 160.16 | 1,530.00 | -0.01 | 0.00 | 44.52 | 44.44 |
| 3.1.3 Other | 2,631.02 | 25,120.00 | 2,639.63 | 25,200.00 | 5,216.14 | 49,830.00 | -0.33 | -0.32 | -49.56 | -49.59 |
| 3.3 Road transport | 448.28 | 4,280.00 | 195.88 | 1,870.00 | 51.29 | 490.00 | 128.85 | 128.88 | 774.01 | 773.47 |
| 3.3.1 Passenger | 0.00 | 0.00 | 0.00 | 0.00 | 0.00 | 0.00 | 0.00 | 0.00 | 0.00 | 0.00 |
| 3.3.2 Freight | 448.28 | 4,280.00 | 195.88 | 1,870.00 | 51.29 | 490.00 | 128.85 | 128.88 | 774.01 | 773.47 |
| 3.3.3 Other | 0.00 | 0.00 | 0.00 | 0.00 | 0.00 | 0.00 | 0.00 | 0.00 | 0.00 | 0.00 |
| 3.4 Rail transport | 0.00 | 0.00 | 0.00 | 0.00 | 0.00 | 0.00 | 0.00 | 0.00 | 0.00 | 0.00 |
| 3.4.1 Passenger | 0.00 | 0.00 | 0.00 | 0.00 | 0.00 | 0.00 | 0.00 | 0.00 | 0.00 | 0.00 |
| 3.4.2 Freight | 0.00 | 0.00 | 0.00 | 0.00 | 0.00 | 0.00 | 0.00 | 0.00 | 0.00 | 0.00 |
| 3.4.3 Other | 0.00 | 0.00 | 0.00 | 0.00 | 0.00 | 0.00 | 0.00 | 0.00 | 0.00 | 0.00 |
| 3.5 Postal and courier services | 6.28 | 60.00 | 42.95 | 410.00 | 46.06 | 440.00 | -85.38 | -85.37 | -86.37 | -86.36 |
| 3.6 Electricity transmission | 0.00 | 0.00 | 0.00 | 0.00 | 0.00 | 0.00 | 0.00 | 0.00 | 0.00 | 0.00 |
| 3.7 Other supporting and auxiliary transport service | 0.00 | 0.00 | 0.00 | 0.00 | 0.00 | 0.00 | 0.00 | 0.00 | 0.00 | 0.00 |
| 4. Travel | 3,145.29 | 30,030.00 | 2,622.88 | 25,040.00 | 2,919.49 | 27,890.00 | 19.92 | 19.93 | 7.73 | 7.67 |
| 4.1 Business | 49.23 | 470.00 | 17.81 | 170.00 | 610.28 | 5,830.00 | 176.42 | 176.47 | -91.93 | -91.94 |
| 4.1.1 Acquisition of goods and services by border, seasonal, and other short-term workers | 0.00 | 0.00 | 0.00 | 0.00 | 0.00 | 0.00 | 0.00 | 0.00 | 0.00 | 0.00 |
| 4.1.2 Other | 49.23 | 470.00 | 17.81 | 170.00 | 610.28 | 5,830.00 | 176.42 | 176.47 | -91.93 | -91.94 |
| 4.2 Personal | 3,096.06 | 29,560.00 | 2,605.07 | 24,870.00 | 2,309.21 | 22,060.00 | 18.85 | 18.86 | 34.07 | 34.00 |
| 4.2.1 Health-related expenditure | 23.04 | 220.00 | 17.81 | 170.00 | 18.84 | 180.00 | 29.37 | 29.41 | 22.29 | 22.22 |
| 4.2.2 Education-related expenditure | 304.79 | 2,910.00 | 34.57 | 330.00 | 41.87 | 400.00 | 781.66 | 781.82 | 627.94 | 627.50 |
| 4.2.3 Other | 2,768.23 | 26,430.00 | 2,552.69 | 24,370.00 | 2,248.50 | 21,480.00 | 8.44 | 8.45 | 23.11 | 23.04 |
| 4.2.3.1 Religious travel | 2.83 | 27.00 | 1.36 | 13.00 | 2.27 | 21.71 | 108.09 | 107.69 | 24.67 | 24.37 |
| 4.2.3.2 Other | 2,765.40 | 26,403.00 | 2,551.33 | 24,357.00 | 2,246.23 | 21,458.29 | 8.39 | 8.40 | 23.11 | 23.04 |
| 5.Construction services | 722.69 | 6,900.00 | 453.56 | 4,330.00 | 529.67 | 5,060.00 | 59.34 | 59.35 | 36.44 | 36.36 |
| 5.1 Construction abroad | 722.69 | 6,900.00 | 453.56 | 4,330.00 | 529.67 | 5,060.00 | 59.34 | 59.35 | 36.44 | 36.36 |
| 5.2 Construction in the compiling economy | 0.00 | 0.00 | 0.00 | 0.00 | 0.00 | 0.00 | 0.00 | 0.00 | 0.00 | 0.00 |
| 6. Insurance and Pension services | 173.87 | 1,660.00 | 834.83 | 7,970.00 | 946.30 | 9,040.00 | -79.17 | -79.17 | -81.63 | -81.64 |
| 6.1 Direct Insurance | 84.32 | 805.00 | 670.28 | 6,399.00 | 797.20 | 7,615.65 | -87.42 | -87.42 | -89.42 | -89.43 |
| 6.1.1 Life insurance | 6.81 | 65.00 | 0.94 | 9.00 | 4.78 | 45.65 | 624.47 | 622.22 | 42.47 | 42.39 |
| 6.1.2 Freight insurance | 0.00 | 0.00 | 0.00 | 0.00 | 0.00 | 0.00 | 0.00 | 0.00 | 0.00 | 0.00 |
| 6.1.3 Other direct insurance | 77.51 | 740.00 | 669.34 | 6,390.00 | 792.42 | 7,570.00 | -88.42 | -88.42 | -90.22 | -90.22 |
| 6.2 Reinsurance | 81.07 | 774.00 | 152.09 | 1,452.00 | 139.56 | 1,333.23 | -46.70 | -46.69 | -41.91 | -41.95 |
| 6.3 Auxiliary insurance services | 8.48 | 81.00 | 12.46 | 119.00 | 9.54 | 91.12 | -31.94 | -31.93 | -11.11 | -11.11 |
| 6.4 Pension and standardized guarantee services | 0.00 | 0.00 | 0.00 | 0.00 | 0.00 | 0.00 | 0.00 | 0.00 | 0.00 | 0.00 |

Contd.

10.22 Export of Services by Sectors (Detail) (Monthly)

| Description | Rs. in Millions Dollars in Thousands | | | | | | | | | |
|--|---|-----------|----------------|----------|-------------|----------|-------------------------------|---------|-----------|---------|
| | * May, 2017 | | ** April, 2017 | | * May, 2016 | | % Change in May, 2017 over | | | |
| | Rs | \$ | Rs | \$ | Rs | \$ | April, 2017 | | May, 2016 | |
| | | | | | | | Rs | \$ | Rs | \$ |
| 7. Financial services | 765.64 | 7310.00 | 536.31 | 5120.00 | 725.43 | 6930.00 | 42.76 | 42.77 | 5.54 | 5.48 |
| 7.1 Explicitly charged and other financial services | 765.64 | 7310.00 | 536.31 | 5120.00 | 516.07 | 4930.00 | 42.76 | 42.77 | 48.36 | 48.28 |
| 7.2 Financial intermediation service charges indirectly measured (FISIM) | 0.00 | 0.00 | 0.00 | 0.00 | 209.36 | 2000.00 | 0.00 | 0.00 | -100.00 | -100.00 |
| 8. Charges for the use of intellectual services | 56.56 | 540.00 | 47.14 | 450.00 | 139.22 | 1330.00 | 19.98 | 20.00 | -59.37 | -59.40 |
| 9. Telecommunication, Computer and information services | 8807.42 | 84090.00 | 7865.47 | 75090.00 | 7737.86 | 73920.00 | 11.98 | 11.99 | 13.82 | 13.76 |
| 9.1 Telecommunications services | 3443.79 | 32880.00 | 2819.80 | 26920.00 | 3424.04 | 32710.00 | 22.13 | 22.14 | 0.58 | 0.52 |
| 9.1.1 Call centres | 838.22 | 8003.00 | 707.78 | 6757.00 | 651.91 | 6227.72 | 18.43 | 18.44 | 28.58 | 28.51 |
| 9.1.2 Telecommunication services | 2605.57 | 24877.00 | 2112.02 | 20163.00 | 2772.13 | 26482.28 | 23.37 | 23.38 | -6.01 | -6.06 |
| 9.2 Computer services | 5341.63 | 51000.00 | 5037.29 | 48090.00 | 4306.49 | 41140.00 | 6.04 | 6.05 | 24.04 | 23.97 |
| 9.2.1 Hardware consultancy services | 10.47 | 100.00 | 5.97 | 57.00 | 9.07 | 86.63 | 75.38 | 75.44 | 15.44 | 15.43 |
| 9.2.2 Software consultancy services | 2213.95 | 21138.00 | 2195.71 | 20962.00 | 1689.22 | 16137.18 | 0.83 | 0.84 | 31.06 | 30.99 |
| 9.2.3 Maintenance & repairs of computer | 6.28 | 60.00 | 6.91 | 66.00 | 5.19 | 49.55 | -9.12 | -9.09 | 21.00 | 21.09 |
| 9.2.4 Export / Import of Computer Software | 2311.05 | 22065.00 | 2022.04 | 19304.00 | 1919.12 | 18333.41 | 14.29 | 14.30 | 20.42 | 20.35 |
| 9.2.5 Other Computer services | 799.88 | 7637.00 | 806.66 | 7701.00 | 683.89 | 6533.23 | -0.84 | -0.83 | 16.96 | 16.89 |
| 9.3 Information services | 22.00 | 210.00 | 8.38 | 80.00 | 7.33 | 70.00 | 162.53 | 162.50 | 200.14 | 200.00 |
| 9.3.1 News agency services | 7.86 | 75.00 | 7.54 | 72.00 | 4.03 | 38.48 | 4.24 | 4.17 | 95.04 | 94.91 |
| 9.3.2 Other information services | 14.14 | 135.00 | 0.84 | 8.00 | 3.30 | 31.52 | 1583.33 | 1587.50 | 328.48 | 328.30 |
| 10. Other business services | 10600.75 | 101212.00 | 9642.94 | 92059.00 | 8658.80 | 82717.83 | 9.93 | 9.94 | 22.43 | 22.36 |
| 10.1 Research and development services | 104.74 | 1000.00 | 82.75 | 790.00 | 124.57 | 1190.00 | 26.57 | 26.58 | -15.92 | -15.97 |
| 10.2 Professional and management consulting services | 2246.63 | 21450.00 | 2014.29 | 19230.00 | 1685.33 | 16100.00 | 11.53 | 11.54 | 33.31 | 33.23 |
| 10.2.1 Legal, accounting, management consulting, and public relations | 1476.81 | 14100.00 | 1449.70 | 13840.00 | 1193.35 | 11400.00 | 1.87 | 1.88 | 23.75 | 23.68 |
| 10.2.1.1 Legal services | 163.39 | 1560.00 | 160.26 | 1530.00 | 135.04 | 1290.00 | 1.95 | 1.96 | 20.99 | 20.93 |
| 10.2.1.2 Accounting, auditing, bookkeeping, and tax consulting services | 332.02 | 3170.00 | 180.17 | 1720.00 | 138.18 | 1320.00 | 84.28 | 84.30 | 140.28 | 140.15 |
| 10.2.1.3 Business and management consulting and public relations services | 981.40 | 9370.00 | 1109.27 | 10590.00 | 920.13 | 8790.00 | -11.53 | -11.52 | 6.66 | 6.60 |
| 10.2.2 Advertising, market research, and public opinion polling | 769.82 | 7350.00 | 564.59 | 5390.00 | 491.99 | 4700.00 | 36.35 | 36.36 | 56.47 | 56.38 |
| 10.3 Technical, trade-related and other business services | 8249.38 | 78762.00 | 7545.90 | 72039.00 | 6848.90 | 65427.83 | 9.32 | 9.33 | 20.45 | 20.38 |
| 10.3.1 Architectural, engineering, scientific and other technical services | 982.44 | 9380.00 | 1229.73 | 11740.00 | 635.40 | 6070.00 | -20.11 | -20.10 | 54.62 | 54.53 |
| 10.3.2 Waste treatment and de-pollution, agricultural and mining services | 9.43 | 90.00 | 51.33 | 490.00 | 23.03 | 220.00 | -81.63 | -81.63 | -59.05 | -59.09 |
| 10.3.3 Operating leasing services | 0.00 | 0.00 | 1.05 | 10.00 | 1.05 | 10.00 | -100.00 | -100.00 | -100.00 | -100.00 |
| 10.3.4 Trade-related services | 22.73 | 217.00 | 25.14 | 240.00 | 9.69 | 92.59 | -9.59 | -9.58 | 134.57 | 134.37 |
| 10.3.5 Other business services n.i.e. | 7234.78 | 69075.00 | 6238.65 | 59559.00 | 6179.73 | 59035.24 | 15.97 | 15.98 | 17.07 | 17.01 |
| 11. Personal, cultural, and recreational services | 212.09 | 2025.00 | 181.21 | 1730.00 | 211.46 | 2020.00 | 17.04 | 17.05 | 0.30 | 0.25 |
| 11.1 Audiovisual and related services | 201.62 | 1925.00 | 172.83 | 1650.00 | 196.80 | 1880.00 | 16.66 | 16.67 | 2.45 | 2.39 |
| 11.1.1 Audiovisual services | 201.31 | 1922.00 | 172.41 | 1646.00 | 193.54 | 1848.86 | 16.76 | 16.77 | 4.01 | 3.96 |
| 11.1.2 Artistic related services | 0.31 | 3.00 | 0.42 | 4.00 | 3.26 | 31.14 | -26.19 | -25.00 | -90.49 | -90.37 |
| 11.2 Other personal, cultural, and recreational services | 10.47 | 100.00 | 8.38 | 80.00 | 14.66 | 140.00 | 24.94 | 25.00 | -28.58 | -28.57 |
| 12. Government services, n.i.e. | 7211.22 | 68850.00 | 7947.18 | 75870.00 | 5743.72 | 54870.00 | -9.26 | -9.25 | 25.55 | 25.48 |
| 12.1 Embassies and consulates | 2318.90 | 22140.00 | 2101.23 | 20060.00 | 2436.92 | 23280.00 | 10.36 | 10.37 | -4.84 | -4.90 |
| 12.2 Military units and agencies | 324.69 | 3100.00 | 149.79 | 1430.00 | 163.30 | 1560.00 | 116.76 | 116.78 | 98.83 | 98.72 |
| 12.3 Other | 4567.63 | 43610.00 | 5696.16 | 54380.00 | 3143.50 | 30030.00 | -19.81 | -19.81 | 45.30 | 45.22 |

* Provisional ** Revised

Note: 1. The data are presented as per 6(EBOPS0.002010) classification aligned with MSITS0.00 2010 classification

10.23 Export of Services by Sector (Detail) (Cummulative)

| Description | Rs. in Millions | | | | | |
|---|---------------------------|---------------------|---------------------------|---------------------|---|---------|
| | Dollars in Thousands | | | | | |
| | * July - May, 2016 - 2017 | | * July - May, 2015 - 2016 | | % Change in July - May, 2016 - 2017 over | |
| | July - May, 2015 - 2016 | | | | Rs | \$ |
| | Rs | \$ | Rs | \$ | Rs | \$ |
| Services | <u>532,446.82</u> | <u>5,085,915.78</u> | <u>525,045.33</u> | <u>5,038,668.81</u> | 1.41 | 0.94 |
| 1.Manufacturing services on physical inputs owned by others | 0.00 | 0.00 | 0.00 | 0.00 | 0.00 | 0.00 |
| 1.1 Goods for processing in reporting economy | 0.00 | 0.00 | 0.00 | 0.00 | 0.00 | 0.00 |
| 1.2 Goods for processing abroad | 0.00 | 0.00 | 0.00 | 0.00 | 0.00 | 0.00 |
| 2.Maintenance and repair services n.i.e. | 571.61 | 5,460.00 | 38.56 | 370.00 | 1382.39 | 1375.68 |
| 3. Transport | 94,652.82 | 904,121.00 | 108,072.25 | 1,037,130.00 | -12.42 | -12.82 |
| 3.1 Sea transport | 4,292.30 | 41,000.00 | 2,947.91 | 28,290.00 | 45.60 | 44.93 |
| 3.1.1 Passenger | 0.00 | 0.00 | 0.00 | 0.00 | 0.00 | 0.00 |
| 3.1.2 Freight | 1,439.49 | 13,750.00 | 1,249.40 | 11,990.00 | 15.21 | 14.68 |
| 3.1.3 Other | 2,852.81 | 27,250.00 | 1,698.51 | 16,300.00 | 67.96 | 67.18 |
| 3.2 Air transport | 86,056.60 | 822,010.00 | 104,453.27 | 1,002,400.00 | -17.61 | -18.00 |
| 3.1.1 Passenger | 53,980.49 | 515,620.00 | 48,522.21 | 465,650.00 | 11.25 | 10.73 |
| 3.1.2 Freight | 1,757.75 | 16,790.00 | 6,334.51 | 60,790.00 | -72.25 | -72.38 |
| 3.1.3 Other | 30,318.36 | 289,600.00 | 49,596.55 | 475,960.00 | -38.87 | -39.15 |
| 3.3 Road transport | 4,063.14 | 38,811.00 | 592.92 | 5,690.00 | 585.28 | 582.09 |
| 3.3.1 Passenger | 0.00 | 0.00 | 0.00 | 0.00 | 0.00 | 0.00 |
| 3.3.2 Freight | 4,063.14 | 38,811.00 | 592.92 | 5,690.00 | 585.28 | 582.09 |
| 3.3.3 Other | 0.00 | 0.00 | 0.00 | 0.00 | 0.00 | 0.00 |
| 3.4 Rail transport | 15.70 | 150.00 | 4.17 | 40.00 | 276.50 | 275.00 |
| 3.4.1 Passenger | 0.00 | 0.00 | 0.00 | 0.00 | 0.00 | 0.00 |
| 3.4.2 Freight | 0.00 | 0.00 | 0.00 | 0.00 | 0.00 | 0.00 |
| 3.4.3 Other | 15.70 | 150.00 | 4.17 | 40.00 | 276.50 | 275.00 |
| 3.5 Postal and courier services | 225.08 | 2,150.00 | 73.98 | 710.00 | 204.24 | 202.82 |
| 3.6 Electricity transmission | 0.00 | 0.00 | 0.00 | 0.00 | 0.00 | 0.00 |
| 3.7 Other supporting and auxiliary transport service | 0.00 | 0.00 | 0.00 | 0.00 | 0.00 | 0.00 |
| 4. Travel | 31,654.21 | 302,360.00 | 30,851.44 | 296,070.00 | 2.60 | 2.12 |
| 4.1 Business | 384.21 | 3,670.00 | 3,271.98 | 31,400.00 | -88.26 | -88.31 |
| 4.1.1 Acquisition of goods and services by border, seasonal, and other short-term workers | 0.00 | 0.00 | 0.00 | 0.00 | 0.00 | 0.00 |
| 4.1.2 Other | 384.21 | 3,670.00 | 3,271.98 | 31,400.00 | -88.26 | -88.31 |
| 4.2 Personal | 31,270.00 | 298,690.00 | 27,579.46 | 264,670.00 | 13.38 | 12.85 |
| 4.2.1 Health-related expenditure | 301.51 | 2,880.00 | 137.55 | 1,320.00 | 119.20 | 118.18 |
| 4.2.2 Education-related expenditure | 1,577.69 | 15,070.00 | 713.79 | 6,850.00 | 121.03 | 120.00 |
| 4.2.3 Other | 29,390.80 | 280,740.00 | 26,728.12 | 256,500.00 | 9.96 | 9.45 |
| 4.2.3.1 Religious travel | 6.54 | 62.44 | 4.05 | 38.85 | 61.48 | 60.72 |
| 4.2.3.2 Other | 29,384.26 | 280,677.56 | 26,724.07 | 256,461.15 | 9.95 | 9.44 |
| 5.Construction services | 6,889.68 | 65,810.00 | 3,962.85 | 38,030.00 | 73.86 | 73.05 |
| 5.1 Construction abroad | 6,889.68 | 65,810.00 | 3,962.85 | 38,030.00 | 73.86 | 73.05 |
| 5.2 Construction in the compiling economy | 0.00 | 0.00 | 0.00 | 0.00 | 0.00 | 0.00 |
| 6. Insurance and Pension services | 10,271.49 | 98,113.00 | 5,153.89 | 49,460.00 | 99.30 | 98.37 |
| 6.1 Direct Insurance | 3,006.71 | 28,720.07 | 3,455.88 | 33,164.86 | -13.00 | -13.40 |
| 6.1.1 Life insurance | 62.82 | 600.07 | 44.27 | 424.86 | 41.90 | 41.24 |
| 6.1.2 Freight insurance | 5.23 | 50.00 | 26.05 | 250.00 | -79.92 | -80.00 |
| 6.1.3 Other direct insurance | 2,938.66 | 28,070.00 | 3,385.56 | 32,490.00 | -13.20 | -13.60 |
| 6.2 Reinsurance | 7,160.97 | 68,401.36 | 1,628.07 | 15,623.96 | 339.84 | 337.80 |
| 6.3 Auxiliary insurance services | 103.81 | 991.57 | 69.94 | 671.18 | 48.43 | 47.74 |
| 6.4 Pension and standardized guarantee services | 0.00 | 0.00 | 0.00 | 0.00 | 0.00 | 0.00 |

Contd.

10.23 Export of Services by Sector (Detail) (Cummulative)

| Description | Rs. in Millions Dollars in Thousands | | | | | |
|--|---|--------------|---------------------------|--------------|---|--------|
| | * July - May, 2016 - 2017 | | * July - May, 2015 - 2016 | | % Change in July - May, 2016 - 2017 over | |
| | Rs | \$ | Rs | \$ | Rs | \$ |
| 7. Financial services | 10,362.27 | 98,980.00 | 10,729.80 | 102,970.00 | -3.43 | -3.87 |
| 7.1 Explicitly charged and other financial services | 9,001.29 | 85,980.00 | 8,218.50 | 78,870.00 | 9.52 | 9.01 |
| 7.2 Financial intermediation service charges indirectly measured (FISIM) | 1,360.98 | 13,000.00 | 2,511.30 | 24,100.00 | -45.81 | -46.06 |
| 8. Charges for the use of intellectual services | 1,005.03 | 9,600.00 | 1,907.96 | 18,310.00 | -47.32 | -47.57 |
| 9. Telecommunication, Computer and information services | 89,276.88 | 852,770.00 | 73,101.65 | 701,530.00 | 22.13 | 21.56 |
| 9.1 Telecommunications services | 35,157.15 | 335,820.00 | 26,933.40 | 258,470.00 | 30.53 | 29.93 |
| 9.1.1 Call centres | 7,861.50 | 75,092.80 | 6,619.91 | 63,528.83 | 18.76 | 18.20 |
| 9.1.2 Telecommunication services | 27,295.65 | 260,727.20 | 20,313.49 | 194,941.17 | 34.37 | 33.75 |
| 9.2 Computer services | 53,970.02 | 515,520.00 | 46,021.33 | 441,650.00 | 17.27 | 16.73 |
| 9.2.1 Hardware consultancy services | 347.93 | 3,323.44 | 216.24 | 2,075.22 | 60.90 | 60.15 |
| 9.2.2 Software consultancy services | 21,567.45 | 206,011.58 | 12,426.17 | 119,249.43 | 73.56 | 72.76 |
| 9.2.3 Maintenance & repairs of computer | 73.12 | 698.46 | 67.19 | 644.80 | 8.83 | 8.32 |
| 9.2.4 Export / Import of Computer Software | 24,671.60 | 235,662.38 | 27,187.54 | 260,908.91 | -9.25 | -9.68 |
| 9.2.5 Other Computer services | 7,309.92 | 69,824.14 | 6,124.19 | 58,771.64 | 19.36 | 18.81 |
| 9.3 Information services | 149.71 | 1,430.00 | 146.92 | 1,410.00 | 1.90 | 1.42 |
| 9.3.1 News agency services | 96.76 | 924.24 | 93.10 | 893.48 | 3.93 | 3.44 |
| 9.3.2 Other information services | 52.95 | 505.76 | 53.82 | 516.52 | -1.62 | -2.08 |
| 10. Other business services | 108,648.88 | 1,037,810.78 | 97,171.94 | 932,523.81 | 11.81 | 11.29 |
| 10.1 Research and development services | 940.12 | 8,980.00 | 744.01 | 7,140.00 | 26.36 | 25.77 |
| 10.2 Professional and management consulting services | 22862.31 | 218380.00 | 20658.27 | 198250.00 | 10.67 | 10.15 |
| 10.2.1 Legal, accounting, management consulting, and public relations | 15,851.19 | 151,410.00 | 16,184.83 | 155,320.00 | -2.06 | -2.52 |
| 10.2.1.1 Legal services | 1,602.81 | 15,310.00 | 920.11 | 8,830.00 | 74.20 | 73.39 |
| 10.2.1.2 Accounting, auditing, bookkeeping, and tax consulting services | 1,885.48 | 18,010.00 | 1,252.52 | 12,020.00 | 50.53 | 49.83 |
| 10.2.1.3 Business and management consulting and public relations services | 12,362.90 | 118,090.00 | 14,012.20 | 134,470.00 | -11.77 | -12.18 |
| 10.2.2 Advertising, market research, and public opinion polling | 7,011.12 | 66,970.00 | 4,473.44 | 42,930.00 | 56.73 | 56.00 |
| 10.3 Technical, trade-related and other business services | 84,846.45 | 810,450.78 | 75,769.66 | 727,133.81 | 11.98 | 11.46 |
| 10.3.1 Architectural, engineering, scientific and other technical services | 7,090.68 | 67,730.00 | 6,254.27 | 60,020.00 | 13.37 | 12.85 |
| 10.3.2 Waste treatment and de-pollution, agricultural and mining services | 213.57 | 2,040.00 | 259.47 | 2,490.00 | -17.69 | -18.07 |
| 10.3.3 Operating leasing services | 188.44 | 1,800.00 | 96.91 | 930.00 | 94.45 | 93.55 |
| 10.3.4 Trade-related services | 283.32 | 2,706.30 | 407.87 | 3,914.16 | -30.54 | -30.86 |
| 10.3.5 Other business services n.i.e. | 77,070.44 | 736,174.48 | 68,751.14 | 659,779.65 | 12.10 | 11.58 |
| 11. Personal, cultural, and recreational services | 1,960.96 | 18,731.00 | 2,681.68 | 25,735.00 | -26.88 | -27.22 |
| 11.1 Audiovisual and related services | 1,777.75 | 16,981.00 | 1,964.76 | 18,855.00 | -9.52 | -9.94 |
| 11.1.1 Audiovisual services | 1,603.78 | 15,319.22 | 1,939.12 | 18,608.99 | -17.29 | -17.68 |
| 11.1.2 Artistic related services | 173.97 | 1,661.78 | 25.64 | 246.01 | 578.51 | 575.49 |
| 11.2 Other personal, cultural, and recreational services | 183.21 | 1,750.00 | 716.92 | 6,880.00 | -74.44 | -74.56 |
| 12. Government services, n.i.e. | 177,152.99 | 1,692,160.00 | 191,373.31 | 1,836,540.00 | -7.43 | -7.86 |
| 12.1 Embassies and consulates | 32,007.01 | 305,730.00 | 29,352.99 | 281,690.00 | 9.04 | 8.53 |
| 12.2 Military units and agencies | 18,366.89 | 175,440.00 | 19,815.28 | 190,160.00 | -7.31 | -7.74 |
| 12.3 Other | 126,779.09 | 1,210,990.00 | 142,205.04 | 1,364,690.00 | -10.85 | -11.26 |

* Provisional ** Revised

Note: 1. The data are presented as per 6(EBOPS0.002010) classification aligned with MSITS0.00 2010 classification

10.24 Import of Services by Sectors (Detail) (Monthly)

| Description | Rs. in Millions Dollars in Thousands | | | | | | | | | |
|---|---|-------------------|------------------|-------------------|------------------|-------------------|-------------------------------|---------|-----------|--------|
| | * May, 2017 | | ** April, 2017 | | * May, 2016 | | % Change in May, 2017 over | | | |
| | | | | | | | April, 2017 | | May, 2016 | |
| | Rs | \$ | Rs | \$ | Rs | \$ | Rs | \$ | Rs | \$ |
| Services | <u>86,765.68</u> | <u>828,406.00</u> | <u>74,879.68</u> | <u>714,860.00</u> | <u>82,984.21</u> | <u>792,751.00</u> | 15.87 | 15.88 | 4.56 | 4.50 |
| 1.Manufacturing services on physical inputs owned by others | 0.00 | 0.00 | 0.00 | 0.00 | 0.00 | 0.00 | 0.00 | 0.00 | 0.00 | 0.00 |
| 1.1 Goods for processing in reporting economy | 0.00 | 0.00 | 0.00 | 0.00 | 0.00 | 0.00 | 0.00 | 0.00 | 0.00 | 0.00 |
| 1.2 Goods for processing abroad | 0.00 | 0.00 | 0.00 | 0.00 | 0.00 | 0.00 | 0.00 | 0.00 | 0.00 | 0.00 |
| 2.Maintenance and repair services n.i.e. | 733.17 | 7,000.00 | 733.23 | 7,000.00 | 481.52 | 4,600.00 | -0.01 | 0.00 | 52.26 | 52.17 |
| 3. Transport | 34,117.48 | 325,741.00 | 31,436.78 | 300,120.00 | 31,513.02 | 301,045.00 | 8.53 | 8.54 | 8.26 | 8.20 |
| 3.1 Sea transport | 20,505.62 | 195,780.00 | 17,881.43 | 170,710.00 | 15,902.27 | 151,915.00 | 14.68 | 14.69 | 28.95 | 28.87 |
| 3.1.1 Passenger | 0.00 | 0.00 | 0.00 | 0.00 | 0.00 | 0.00 | 0.00 | 0.00 | 0.00 | 0.00 |
| 3.1.2 Freight | 18,075.70 | 172,580.00 | 15,636.69 | 149,280.00 | 14,770.69 | 141,105.00 | 15.60 | 15.61 | 22.38 | 22.31 |
| 3.1.3 Other | 2,429.92 | 23,200.00 | 2,244.74 | 21,430.00 | 1,131.58 | 10,810.00 | 8.25 | 8.26 | 114.74 | 114.62 |
| 3.2 Air transport | 13,240.98 | 126,420.00 | 12,834.69 | 122,530.00 | 15,315.55 | 146,310.00 | 3.17 | 3.17 | -13.55 | -13.59 |
| 3.1.1 Passenger | 10,032.86 | 95,790.00 | 10,033.75 | 95,790.00 | 9,630.44 | 92,000.00 | -0.01 | 0.00 | 4.18 | 4.12 |
| 3.1.2 Freight | 2,157.60 | 20,600.00 | 1,778.61 | 16,980.00 | 1,877.94 | 17,940.00 | 21.31 | 21.32 | 14.89 | 14.83 |
| 3.1.3 Other | 1,050.52 | 10,030.00 | 1,022.33 | 9,760.00 | 3,807.17 | 36,370.00 | 2.76 | 2.77 | -72.41 | -72.42 |
| 3.3 Road transport | 207.17 | 1,978.00 | 420.77 | 4,017.00 | 126.56 | 1,209.00 | -50.76 | -50.76 | 63.69 | 63.61 |
| 3.3.1 Passenger | 0.00 | 0.00 | 0.00 | 0.00 | 0.00 | 0.00 | 0.00 | 0.00 | 0.00 | 0.00 |
| 3.3.2 Freight | 146.42 | 1,398.00 | 420.77 | 4,017.00 | 126.56 | 1,209.00 | -65.20 | -65.20 | 15.69 | 15.63 |
| 3.3.3 Other | 60.75 | 580.00 | 0.00 | 0.00 | 0.00 | 0.00 | 100.00 | 100.00 | 100.00 | 100.00 |
| 3.4 Rail transport | 78.87 | 753.00 | 226.57 | 2,163.00 | 68.15 | 651.00 | -65.19 | -65.19 | 15.73 | 15.67 |
| 3.4.1 Passenger | 78.87 | 753.00 | 226.57 | 2,163.00 | 68.15 | 651.00 | -65.19 | -65.19 | 15.73 | 15.67 |
| 3.4.2 Freight | 0.00 | 0.00 | 0.00 | 0.00 | 0.00 | 0.00 | 0.00 | 0.00 | 0.00 | 0.00 |
| 3.4.3 Other | 0.00 | 0.00 | 0.00 | 0.00 | 0.00 | 0.00 | 0.00 | 0.00 | 0.00 | 0.00 |
| 3.5 Postal and courier services | 84.84 | 810.00 | 73.32 | 700.00 | 100.49 | 960.00 | 15.71 | 15.71 | -15.57 | -15.63 |
| 3.6 Electricity transmission | 0.00 | 0.00 | 0.00 | 0.00 | 0.00 | 0.00 | 0.00 | 0.00 | 0.00 | 0.00 |
| 3.7 Other supporting and auxiliary transport service | 0.00 | 0.00 | 0.00 | 0.00 | 0.00 | 0.00 | 0.00 | 0.00 | 0.00 | 0.00 |
| 4. Travel | 20,424.97 | 195,010.00 | 17,493.86 | 167,010.00 | 16,351.87 | 156,210.00 | 16.76 | 16.77 | 24.91 | 24.84 |
| 4.1 Business | 256.61 | 2,450.00 | 518.50 | 4,950.00 | 477.34 | 4,560.00 | -50.51 | -50.51 | -46.24 | -46.27 |
| 4.1.1 Acquisition of goods and services by border, seasonal, and other short-term workers | 0.00 | 0.00 | 0.00 | 0.00 | 0.00 | 0.00 | 0.00 | 0.00 | 0.00 | 0.00 |
| 4.1.2 Other | 256.61 | 2,450.00 | 518.50 | 4,950.00 | 477.34 | 4,560.00 | -50.51 | -50.51 | -46.24 | -46.27 |
| 4.2 Personal | 20,168.36 | 192,560.00 | 16,975.36 | 162,060.00 | 15,874.53 | 151,650.00 | 18.81 | 18.82 | 27.05 | 26.98 |
| 4.2.1 Health-related expenditure | 46.08 | 440.00 | 23.04 | 220.00 | 29.31 | 280.00 | 100.00 | 100.00 | 57.22 | 57.14 |
| 4.2.2 Education-related expenditure | 2,115.71 | 20,200.00 | 858.93 | 8,200.00 | 1,544.01 | 14,750.00 | 146.32 | 146.34 | 37.03 | 36.95 |
| 4.2.3 Other | 18,006.57 | 171,920.00 | 16,093.39 | 153,640.00 | 14,301.21 | 136,620.00 | 11.89 | 11.90 | 25.91 | 25.84 |
| 4.2.3.1 Religious travel | 4,465.72 | 42,637.00 | 3,405.97 | 32,516.00 | 1,734.81 | 16,572.71 | 31.11 | 31.13 | 157.42 | 157.27 |
| 4.2.3.2 Other | 13,540.85 | 129,283.00 | 12,687.42 | 121,124.00 | 12,566.40 | 120,047.29 | 6.73 | 6.74 | 7.75 | 7.69 |
| 5.Construction services | 97.41 | 930.00 | 87.99 | 840.00 | 5,550.07 | 53,020.00 | 10.71 | 10.71 | -98.24 | -98.25 |
| 5.1 Construction abroad | 0.00 | 0.00 | 0.00 | 0.00 | 0.00 | 0.00 | 0.00 | 0.00 | 0.00 | 0.00 |
| 5.2 Construction in the compiling economy | 97.41 | 930.00 | 87.99 | 840.00 | 5,550.07 | 53,020.00 | 10.71 | 10.71 | -98.24 | -98.25 |
| 6. Insurance and Pension services | 1,936.60 | 18,490.00 | 1,989.14 | 18,990.00 | 1,686.90 | 16,115.00 | -2.64 | -2.63 | 14.80 | 14.74 |
| 6.1 Direct Insurance | 365.53 | 3,490.00 | 255.68 | 2,441.00 | 373.11 | 3,564.32 | 42.96 | 42.97 | -2.03 | -2.09 |
| 6.1.1 Life insurance | 6.28 | 60.00 | 0.10 | 1.00 | 35.52 | 339.32 | 6180.00 | 5900.00 | -82.32 | -82.32 |
| 6.1.2 Freight insurance | 251.37 | 2,400.00 | 199.02 | 1,900.00 | 255.94 | 2,445.00 | 26.30 | 26.32 | -1.79 | -1.84 |
| 6.1.3 Other direct insurance | 107.88 | 1,030.00 | 56.56 | 540.00 | 81.65 | 780.00 | 90.74 | 90.74 | 32.12 | 32.05 |
| 6.2 Reinsurance | 1,569.81 | 14,988.00 | 1,731.16 | 16,527.00 | 1,312.53 | 12,538.68 | -9.32 | -9.31 | 19.60 | 19.53 |
| 6.3 Auxiliary insurance services | 1.26 | 12.00 | 2.30 | 22.00 | 1.26 | 12.00 | -45.22 | -45.45 | 0.00 | 0.00 |
| 6.4 Pension and standardized guarantee services | 0.00 | 0.00 | 0.00 | 0.00 | 0.00 | 0.00 | 0.00 | 0.00 | 0.00 | 0.00 |

Contd.

10.24 Import of Services by Sectors (Detail) (Monthly)

| Description | Rs. in Millions Dollars in Thousands | | | | | | | | | |
|--|---|------------|----------------|------------|-------------|------------|-------------------------------|---------|-----------|---------|
| | * May, 2017 | | ** April, 2017 | | * May, 2016 | | % Change in May, 2017 over | | | |
| | Rs | \$ | Rs | \$ | Rs | \$ | April, 2017 | | May, 2016 | |
| | | | | | | | Rs | \$ | Rs | \$ |
| 7. Financial services | 2,956.76 | 28,230.00 | 1,066.33 | 10,180.00 | 1,463.40 | 13,980.00 | 177.28 | 177.31 | 102.05 | 101.93 |
| 7.1 Explicitly charged and other financial services | 2,956.76 | 28,230.00 | 1,066.33 | 10,180.00 | 1,337.79 | 12,780.00 | 177.28 | 177.31 | 121.02 | 120.89 |
| 7.2 Financial intermediation service charges indirectly measured (FISIM) | 0.00 | 0.00 | 0.00 | 0.00 | 125.61 | 1,200.00 | 0.00 | 0.00 | -100.00 | -100.00 |
| 8. Charges for the use of intellectual services | 3,150.52 | 30,080.00 | 1,550.26 | 14,800.00 | 2,376.21 | 22,700.00 | 103.23 | 103.24 | 32.59 | 32.51 |
| 9. Telecommunication, Computer and information services | 2,819.57 | 26,920.00 | 2,722.37 | 25,990.00 | 4,284.51 | 40,930.00 | 3.57 | 3.58 | -34.19 | -34.23 |
| 9.1 Telecommunications services | 747.83 | 7,140.00 | 643.15 | 6,140.00 | 2,339.57 | 22,350.00 | 16.28 | 16.29 | -68.04 | -68.05 |
| 9.1.1 Call centres | 0.00 | 0.00 | 0.00 | 0.00 | 8.23 | 78.66 | 0.00 | 0.00 | -100.00 | -100.00 |
| 9.1.2 Telecommunication services | 747.83 | 7,140.00 | 643.15 | 6,140.00 | 2,331.34 | 22,271.34 | 16.28 | 16.29 | -67.92 | -67.94 |
| 9.2 Computer services | 1,976.42 | 18,870.00 | 1,944.10 | 18,560.00 | 1,858.05 | 17,750.00 | 1.66 | 1.67 | 6.37 | 6.31 |
| 9.2.1 Hardware consultancy services | 1.78 | 17.00 | 14.66 | 140.00 | 1.59 | 15.22 | -87.86 | -87.86 | 11.95 | 11.70 |
| 9.2.2 Software consultancy services | 1,077.34 | 10,286.00 | 1,180.29 | 11,268.00 | 1,549.20 | 14,799.53 | -8.72 | -8.71 | -30.46 | -30.50 |
| 9.2.3 Maintenance & repairs of computer | 24.51 | 234.00 | 15.61 | 149.00 | 25.86 | 247.00 | 57.01 | 57.05 | -5.22 | -5.26 |
| 9.2.4 Export / Import of Computer Software | 855.19 | 8,165.00 | 728.41 | 6,954.00 | 212.28 | 2,027.92 | 17.41 | 17.41 | 302.86 | 302.63 |
| 9.2.5 Other Computer services | 17.60 | 168.00 | 5.13 | 49.00 | 69.12 | 660.33 | 243.08 | 242.86 | -74.54 | -74.56 |
| 9.3 Information services | 95.32 | 910.00 | 135.12 | 1,290.00 | 86.89 | 830.00 | -29.46 | -29.46 | 9.70 | 9.64 |
| 9.3.1 News agency services | 75.73 | 723.00 | 94.27 | 900.00 | 54.30 | 518.69 | -19.67 | -19.67 | 39.47 | 39.39 |
| 9.3.2 Other information services | 19.59 | 187.00 | 40.85 | 390.00 | 32.59 | 311.31 | -52.04 | -52.05 | -39.89 | -39.93 |
| 10. Other business services | 13,611.77 | 129,960.00 | 13,511.37 | 128,990.00 | 13,621.85 | 130,130.00 | 0.74 | 0.75 | -0.07 | -0.13 |
| 10.1 Research and development services | 12.57 | 120.00 | 1.05 | 10.00 | 6.28 | 60.00 | 1097.14 | 1100.00 | 100.16 | 100.00 |
| 10.2 Professional and management consulting services | 1,241.15 | 11,850.00 | 619.06 | 5,910.00 | 829.06 | 7,920.00 | 100.49 | 100.51 | 49.71 | 49.62 |
| 10.2.1 Legal, accounting, management consulting, and public relations | 1,121.75 | 10,710.00 | 444.13 | 4,240.00 | 386.27 | 3,690.00 | 152.57 | 152.59 | 190.41 | 190.24 |
| 10.2.1.1 Legal services | 49.23 | 470.00 | 224.16 | 2,140.00 | 235.53 | 2,250.00 | -78.04 | -78.04 | -79.10 | -79.11 |
| 10.2.1.2 Accounting, auditing, bookkeeping, and tax consulting services | 5.24 | 50.00 | 69.13 | 660.00 | 9.42 | 90.00 | -92.42 | -92.42 | -44.37 | -44.44 |
| 10.2.1.3 Business and management consulting and public relations services | 1,067.28 | 10,190.00 | 150.84 | 1,440.00 | 141.32 | 1,350.00 | 607.56 | 607.64 | 655.22 | 654.81 |
| 10.2.2 Advertising, market research, and public opinion polling | 119.40 | 1,140.00 | 174.93 | 1,670.00 | 442.79 | 4,230.00 | -31.74 | -31.74 | -73.03 | -73.05 |
| 10.3 Technical, trade-related and other business services | 12,358.05 | 117,990.00 | 12,891.26 | 123,070.00 | 12,786.51 | 122,150.00 | -4.14 | -4.13 | -3.35 | -3.41 |
| 10.3.1 Architectural, engineering, scientific and other technical services | 3,044.74 | 29,070.00 | 1,688.53 | 16,120.00 | 418.71 | 4,000.00 | 80.32 | 80.33 | 627.17 | 626.75 |
| 10.3.2 Waste treatment and de-pollution, agricultural and mining services | 0.00 | 0.00 | 0.00 | 0.00 | 79.56 | 760.00 | 0.00 | 0.00 | -100.00 | -100.00 |
| 10.3.3 Operating leasing services | 1,450.62 | 13,850.00 | 1,314.58 | 12,550.00 | 1,044.69 | 9,980.00 | 10.35 | 10.36 | 38.86 | 38.78 |
| 10.3.4 Trade-related services | 57.82 | 552.00 | 370.07 | 3,533.00 | 272.29 | 2,601.15 | -84.38 | -84.38 | -78.77 | -78.78 |
| 10.3.5 Other business services n.i.e. | 7,804.87 | 74,518.00 | 9,518.08 | 90,867.00 | 10,971.26 | 104,808.85 | -18.00 | -17.99 | -28.86 | -28.90 |
| 11. Personal, cultural, and recreational services | 230.95 | 2,205.00 | 101.60 | 970.00 | 194.18 | 1,855.00 | 127.31 | 127.32 | 18.94 | 18.87 |
| 11.1 Audiovisual and related services | 82.22 | 785.00 | 42.94 | 410.00 | 189.99 | 1,815.00 | 91.48 | 91.46 | -56.72 | -56.75 |
| 11.1.1 Audiovisual services | 50.59 | 483.00 | 42.63 | 407.00 | 189.65 | 1,811.72 | 18.67 | 18.67 | -73.32 | -73.34 |
| 11.1.2 Artistic related services | 31.63 | 302.00 | 0.31 | 3.00 | 0.34 | 3.28 | 10103.23 | 9966.67 | 9202.94 | 9107.32 |
| 11.2 Other personal, cultural, and recreational services | 148.73 | 1,420.00 | 58.66 | 560.00 | 4.19 | 40.00 | 153.55 | 153.57 | 3449.64 | 3450.00 |
| 12. Government services, n.i.e. | 6,686.48 | 63,840.00 | 4,186.75 | 39,970.00 | 5,460.68 | 52,166.00 | 59.71 | 59.72 | 22.45 | 22.38 |
| 12.1 Embassies and consulates | 758.30 | 7,240.00 | 745.80 | 7,120.00 | 639.59 | 6,110.00 | 1.68 | 1.69 | 18.56 | 18.49 |
| 12.2 Military units and agencies | 43.99 | 420.00 | 3.14 | 30.00 | 4.19 | 40.00 | 1300.96 | 1300.00 | 949.88 | 950.00 |
| 12.3 Other | 5,884.19 | 56,180.00 | 3,437.81 | 32,820.00 | 4,816.90 | 46,016.00 | 71.16 | 71.18 | 22.16 | 22.09 |

* Provisional ** Revised

Note: 1. The data are presented as per 6(EBOPS0.002010) classification aligned with MSITS0.00 2010 classification

10.25 Import of Services by Sector (Detail) (Cummulative)

| Description | Rs. in Millions | | | | | |
|---|---------------------------|---------------------|---------------------------|---------------------|---|--------|
| | Dollars in Thousands | | | | | |
| | * July - May, 2016 - 2017 | | * July - May, 2015 - 2016 | | % Change in July - May, 2016 - 2017 over | |
| | July - May, 2015 - 2016 | | | | Rs | \$ |
| | Rs | \$ | Rs | \$ | Rs | \$ |
| Services | <u>823,278.37</u> | <u>7,863,930.00</u> | <u>803,781.06</u> | <u>7,713,594.00</u> | 2.43 | 1.95 |
| 1.Manufacturing services on physical inputs owned by others | 0.00 | 0.00 | 0.00 | 0.00 | 0.00 | 0.00 |
| 1.1 Goods for processing in reporting economy | 0.00 | 0.00 | 0.00 | 0.00 | 0.00 | 0.00 |
| 1.2 Goods for processing abroad | 0.00 | 0.00 | 0.00 | 0.00 | 0.00 | 0.00 |
| 2.Maintenance and repair services n.i.e. | 7,271.80 | 69,460.00 | 9,486.66 | 91,040.00 | -23.35 | -23.70 |
| 3. Transport | 330,577.37 | 3,157,665.00 | 308,733.93 | 2,962,807.00 | 7.08 | 6.58 |
| 3.1 Sea transport | 184,727.35 | 1,764,510.00 | 153,292.36 | 1,471,091.00 | 20.51 | 19.95 |
| 3.1.1 Passenger | 0.00 | 0.00 | 0.00 | 0.00 | 0.00 | 0.00 |
| 3.1.2 Freight | 163,813.34 | 1,564,740.00 | 138,643.48 | 1,330,511.00 | 18.15 | 17.60 |
| 3.1.3 Other | 20,914.01 | 199,770.00 | 14,648.88 | 140,580.00 | 42.77 | 42.10 |
| 3.2 Air transport | 139,697.89 | 1,334,390.00 | 152,522.21 | 1,463,700.00 | -8.41 | -8.83 |
| 3.1.1 Passenger | 101,603.13 | 970,510.00 | 97,682.15 | 937,420.00 | 4.01 | 3.53 |
| 3.1.2 Freight | 19,655.63 | 187,750.00 | 19,952.83 | 191,480.00 | -1.49 | -1.95 |
| 3.1.3 Other | 18,439.13 | 176,130.00 | 34,887.23 | 334,800.00 | -47.15 | -47.39 |
| 3.3 Road transport | 1,999.06 | 19,095.00 | 1,326.72 | 12,732.00 | 50.68 | 49.98 |
| 3.3.1 Passenger | 0.00 | 0.00 | 0.00 | 0.00 | 0.00 | 0.00 |
| 3.3.2 Freight | 1,704.88 | 16,285.00 | 1,250.65 | 12,002.00 | 36.32 | 35.69 |
| 3.3.3 Other | 294.18 | 2,810.00 | 76.07 | 730.00 | 286.72 | 284.93 |
| 3.4 Rail transport | 918.14 | 8,770.00 | 673.57 | 6,464.00 | 36.31 | 35.67 |
| 3.4.1 Passenger | 918.14 | 8,770.00 | 673.57 | 6,464.00 | 36.31 | 35.67 |
| 3.4.2 Freight | 0.00 | 0.00 | 0.00 | 0.00 | 0.00 | 0.00 |
| 3.4.3 Other | 0.00 | 0.00 | 0.00 | 0.00 | 0.00 | 0.00 |
| 3.5 Postal and courier services | 3,234.93 | 30,900.00 | 919.07 | 8,820.00 | 251.98 | 250.34 |
| 3.6 Electricity transmission | 0.00 | 0.00 | 0.00 | 0.00 | 0.00 | 0.00 |
| 3.7 Other supporting and auxiliary transport service | 0.00 | 0.00 | 0.00 | 0.00 | 0.00 | 0.00 |
| 4. Travel | 165,820.26 | 1,583,910.00 | 175,778.26 | 1,686,880.00 | -5.67 | -6.10 |
| 4.1 Business | 3,397.21 | 32,450.00 | 4,043.08 | 38,800.00 | -15.97 | -16.37 |
| 4.1.1 Acquisition of goods and services by border, seasonal, and other short-term workers | 0.00 | 0.00 | 0.00 | 0.00 | 0.00 | 0.00 |
| 4.1.2 Other | 3,397.21 | 32,450.00 | 4,043.08 | 38,800.00 | -15.97 | -16.37 |
| 4.2 Personal | 162,423.05 | 1,551,460.00 | 171,735.18 | 1,648,080.00 | -5.42 | -5.86 |
| 4.2.1 Health-related expenditure | 474.25 | 4,530.00 | 392.85 | 3,770.00 | 20.72 | 20.16 |
| 4.2.2 Education-related expenditure | 12,482.24 | 119,230.00 | 13,541.20 | 129,950.00 | -7.82 | -8.25 |
| 4.2.3 Other | 149,466.56 | 1,427,700.00 | 157,801.13 | 1,514,360.00 | -5.28 | -5.72 |
| 4.2.3.1 Religious travel | 14,726.24 | 140,664.63 | 15,416.83 | 147,949.74 | -4.48 | -4.92 |
| 4.2.3.2 Other | 134,740.32 | 1,287,035.37 | 142,384.30 | 1,366,410.26 | -5.37 | -5.81 |
| 5.Construction services | 1,222.78 | 11,680.00 | 12,444.99 | 119,430.00 | -90.17 | -90.22 |
| 5.1 Construction abroad | 0.00 | 0.00 | 0.00 | 0.00 | 0.00 | 0.00 |
| 5.2 Construction in the compiling economy | 1,222.78 | 11,680.00 | 12,444.99 | 119,430.00 | -90.17 | -90.22 |
| 6. Insurance and Pension services | 22,834.04 | 218,110.00 | 24,044.78 | 230,749.00 | -5.04 | -5.48 |
| 6.1 Direct Insurance | 4,910.44 | 46,904.32 | 5,393.86 | 51,762.94 | -8.96 | -9.39 |
| 6.1.1 Life insurance | 36.05 | 344.32 | 83.77 | 803.94 | -56.97 | -57.17 |
| 6.1.2 Freight insurance | 2,123.12 | 20,280.00 | 1,396.22 | 13,399.00 | 52.06 | 51.35 |
| 6.1.3 Other direct insurance | 2,751.27 | 26,280.00 | 3,913.87 | 37,560.00 | -29.70 | -30.03 |
| 6.2 Reinsurance | 17,749.59 | 169,543.56 | 18,094.66 | 173,647.82 | -1.91 | -2.36 |
| 6.3 Auxiliary insurance services | 174.01 | 1,662.12 | 556.26 | 5,338.24 | -68.72 | -68.86 |
| 6.4 Pension and standardized guarantee services | 0.00 | 0.00 | 0.00 | 0.00 | 0.00 | 0.00 |

Contd.

10.25 Import of Services by Sector (Detail) (Cummulative)

| Description | Rs. in Millions Dollars in Thousands | | | | | |
|--|---|--------------|---------------------------|--------------|---|---------|
| | * July - May, 2016 - 2017 | | * July - May, 2015 - 2016 | | % Change in July - May, 2016 - 2017 over | |
| | Rs | \$ | Rs | \$ | Rs | \$ |
| 7. Financial services | 23,137.63 | 221,010.00 | 19,784.02 | 189,860.00 | 16.95 | 16.41 |
| 7.1 Explicitly charged and other financial services | 21,986.04 | 210,010.00 | 18,512.74 | 177,660.00 | 18.76 | 18.21 |
| 7.2 Financial intermediation service charges indirectly measured (FISIM) | 1,151.59 | 11,000.00 | 1,271.28 | 12,200.00 | -9.41 | -9.84 |
| 8. Charges for the use of intellectual services | 21,017.66 | 200,760.00 | 16,658.96 | 159,870.00 | 26.16 | 25.58 |
| 9. Telecommunication, Computer and information services | 35,944.41 | 343,340.00 | 36,854.58 | 353,680.00 | -2.47 | -2.92 |
| 9.1 Telecommunications services | 9,540.44 | 91,130.00 | 19,364.08 | 185,830.00 | -50.73 | -50.96 |
| 9.1.1 Call centres | 1.15 | 10.95 | 23.43 | 224.86 | -95.09 | -95.13 |
| 9.1.2 Telecommunication services | 9,539.29 | 91,119.05 | 19,340.65 | 185,605.14 | -50.68 | -50.91 |
| 9.2 Computer services | 24,970.76 | 238,520.00 | 15,839.92 | 152,010.00 | 57.64 | 56.91 |
| 9.2.1 Hardware consultancy services | 49.98 | 477.42 | 44.40 | 426.07 | 12.57 | 12.05 |
| 9.2.2 Software consultancy services | 19,476.43 | 186,038.27 | 11,632.10 | 111,629.07 | 67.44 | 66.66 |
| 9.2.3 Maintenance & repairs of computer | 990.27 | 9,459.06 | 852.14 | 8,177.63 | 16.21 | 15.67 |
| 9.2.4 Export / Import of Computer Software | 3,867.70 | 36,944.17 | 1,907.32 | 18,303.90 | 102.78 | 101.84 |
| 9.2.5 Other Computer services | 586.38 | 5,601.08 | 1,403.96 | 13,473.33 | -58.23 | -58.43 |
| 9.3 Information services | 1,433.21 | 13,690.00 | 1,650.58 | 15,840.00 | -13.17 | -13.57 |
| 9.3.1 News agency services | 1,102.46 | 10,530.71 | 1,007.70 | 9,670.49 | 9.40 | 8.90 |
| 9.3.2 Other information services | 330.75 | 3,159.29 | 642.88 | 6,169.51 | -48.55 | -48.79 |
| 10. Other business services | 156,295.52 | 1,492,930.00 | 154,871.98 | 1,486,250.00 | 0.92 | 0.45 |
| 10.1 Research and development services | 505.65 | 4,830.00 | 109.41 | 1,050.00 | 362.16 | 360.00 |
| 10.2 Professional and management consulting services | 9,732.02 | 92,960.00 | 8,886.45 | 85,280.00 | 9.52 | 9.01 |
| 10.2.1 Legal, accounting, management consulting, and public relations | 6,442.66 | 61,540.00 | 5,161.19 | 49,530.00 | 24.83 | 24.25 |
| 10.2.1.1 Legal services | 1,127.52 | 10,770.00 | 2,347.70 | 22,530.00 | -51.97 | -52.20 |
| 10.2.1.2 Accounting, auditing, bookkeeping, and tax consulting services | 149.71 | 1,430.00 | 243.84 | 2,340.00 | -38.60 | -38.89 |
| 10.2.1.3 Business and management consulting and public relations services | 5,165.43 | 49,340.00 | 2,569.65 | 24,660.00 | 101.02 | 100.08 |
| 10.2.2 Advertising, market research, and public opinion polling | 3,289.37 | 31,420.00 | 3,725.26 | 35,750.00 | -11.70 | -12.11 |
| 10.3 Technical, trade-related and other business services | 146,057.85 | 1,395,140.00 | 145,876.12 | 1,399,920.00 | 0.12 | -0.34 |
| 10.3.1 Architectural, engineering, scientific and other technical services | 21,911.71 | 209,300.00 | 11,165.37 | 107,150.00 | 96.25 | 95.33 |
| 10.3.2 Waste treatment and de-pollution, agricultural and mining services | 704.57 | 6,730.00 | 7,515.13 | 72,120.00 | -90.62 | -90.67 |
| 10.3.3 Operating leasing services | 15,007.38 | 143,350.00 | 15,658.61 | 150,270.00 | -4.16 | -4.61 |
| 10.3.4 Trade-related services | 2,784.36 | 26,596.09 | 736.11 | 7,064.15 | 278.25 | 276.49 |
| 10.3.5 Other business services n.i.e. | 105,649.83 | 1,009,163.91 | 110,800.90 | 1,063,315.85 | -4.65 | -5.09 |
| 11. Personal, cultural, and recreational services | 1,336.37 | 12,765.00 | 761.83 | 7,311.00 | 75.42 | 74.60 |
| 11.1 Audiovisual and related services | 965.77 | 9,225.00 | 601.36 | 5,771.00 | 60.60 | 59.85 |
| 11.1.1 Audiovisual services | 838.06 | 8,005.11 | 596.29 | 5,722.37 | 40.55 | 39.89 |
| 11.1.2 Artistic related services | 127.71 | 1,219.89 | 5.07 | 48.63 | 2418.93 | 2408.51 |
| 11.2 Other personal, cultural, and recreational services | 370.60 | 3,540.00 | 160.47 | 1,540.00 | 130.95 | 129.87 |
| 12. Government services, n.i.e. | 57,820.53 | 552,300.00 | 44,361.07 | 425,717.00 | 30.34 | 29.73 |
| 12.1 Embassies and consulates | 11,535.84 | 110,190.00 | 8,374.81 | 80,370.00 | 37.74 | 37.10 |
| 12.2 Military units and agencies | 161.22 | 1,540.00 | 136.51 | 1,310.00 | 18.10 | 17.56 |
| 12.3 Other | 46,123.47 | 440,570.00 | 35,849.75 | 344,037.00 | 28.66 | 28.06 |

* Provisional ** Revised

Note: 1. The data are presented as per 6(EBOPS0.002010) classification aligned with MSITS0.00 2010 classification

REGIONAL AND FIELD OFFICES OF PAKISTAN BUREAU OF STATISTICS

PUNJAB

Chief Statistical Officer,
Regional Office,
Pakistan Bureau of Statistics,
Plot No.7,
Gul Plaza, (1st & 2nd Floor),
I.J. Principal Road,
Near Pindora Chungi,
Rawalpindi
Phone: 051- 4411528
Fax 051 - 4410474

Statistical Officer (I/C),
Regional Office,
Pakistan Bureau of Statistics,
USAID Building,
Gurumangat Road,
Gulberg-III,
Lahore.
Phone & Fax:042-99263266
Email:lhrfbs@lhr.comsats.net.pk

Statistical Officer (I/C),
Regional Office,
Pakistan Bureau of Statistics,
House # 20, Block-T,
New Multan Colony, Rahim Chowk,
Masoom Shah Road,
Multan.
Phone & Fax:061-9220177
E-mail:muxfbs@brain.net.pk

Chief Statistical Officer,
Regional Office,
Pakistan Bureau of Statistics,
51-B, Satellite Town,
Gujranwala.
Phone & Fax: 055-9200418

Chief Statistical Officer,
Regional Office,
Pakistan Bureau of Statistics,
House # 04, Rehman Town,
Satyana Road,
Faisalabad.
Phone & Fax: 041-9220049
E-mail:fsdfbs@fsd.comsats.net.pk

Chief Statistical Officer,
Regional Office,
Pakistan Bureau of Statistics,
House # 100/27-C,
Satellite Town,
Sargodha
Phone:048-9230411

Chief Statistical Officer,
Regional Office,
Pakistan Bureau of Statistics,
9-A (Ground Floor), Block-X
Rafi Qamar Road, Satellite Town,
Bahawalpur.
Phone & Fax: 062-9250026

Statistical Officer(I/C),
Field Office,
Pakistan Bureau of Statistics,
Hasan Pura, Opp. Passport
Office, Kashmir Road,
Sialkot.
Phone & Fax: 052-3573581
E-mail:sktfs@skt.comsats.net.pk

Statistical Officer(I/C),
Field Office,
Pakistan Bureau of Statistics,
House # 19/24, Street # 3,
Shadab Colony, Railway Line,
Jhang Saddar.
Phone & Fax: 047-9200194

Statistical Officer(I/C),
Field Office.
Pakistan Bureau of Statistics,
House at Kasra #51/11/1/3/2
Ground Floor, Chak # 9/W.B.
Behind Cooperative Workshop,
Burawala Road,
Vehari.
Phone & Fax: 067-3364219

Statistical Officer (I/C),
Field Office,
Pakistan Bureau of Statistics,
House # E-83-D, Mohallah
Ahmed Gul Khan Wala,
Street Karnal Aslam Khan,
Near Obaid Noor Hospital
Mianwali.
Phone: 0459-231626

Statistical Officer (I/C),
Field Office,
Pakistan Bureau of Statistics
House # H 224-C, Ground Floor
Street # 4, Khyaban-e-Sarwar,
Dera Ghazi Khan.
Phone: 064-2401850

Statistical Officer(I/C),
Field Office,
Pakistan Bureau of Statistics,
House # 4, Shafi Town,
Near Grid Station,
Main Shahbazpur Road,
Rahim Yar Khan.
Phone & Fax: 068-5871754

Statistical Officer (I/C),
Field Office,
Pakistan Bureau of Statistics,
House # 43 B-7, Gulistan Colony,
Near Govt. Girls College
Sahiwal.
Phone: 040-9200242

Statistical Officer(I/C),
Field Office,
Pakistan Bureau of Statistics,
165-A, Qasim Road,
Bahawalnagar.
Phone & Fax: 063-9240049

SINDH:

Chief Statistical Officer,
Regional Office,
Pakistan Bureau of Statistics,
1-B, S.M.C.H. Society
Karachi.
Phone & Fax: 021- 34557933
Email:khifbs@khi.comsats.net.pk

Chief Statistical Officer,
Regional Office,
Pakistan Bureau of Statistics,
Bungalow # A-46,
G.O.R. Colony,
Unit # 1, Latifabad,
Hyderabad.
Fax & Phone: 022-9200641

Chief Statistical Officer,
Regional Office,
Pakistan Bureau of Statistics,
Bungalow # 10-A,
Professor Housing Society,
Shikarpur Road,
Sukkur.
Phone & Fax: 071-5807132

Chief Statistical Officer,
Regional Office,
Pakistan Bureau of Statistics,
Building # 45/17, Ward "C",
Near Shah Latif Market,
Lohari Mohallah,
Larkana.
(Phone: 074-9410010)
Fax:074-4054438

Statistical Officer(I/C),
Field Office,
Pakistan Bureau of Statistics,
House # 180,
Um-e-Hain, Near satari
Cotton Factory, Ring Road
Mirpur Khas.
Phone & Fax: -0233-923096

Statistical Officer(I/C),
Field Office,
Pakistan Bureau of Statistics,
House # 68, Mubariak Colony,
Jam sahib Road,
Nawabshah(Shaheed Benazerabad).
Phone & Fax: 0244-9370311

Statistical Officer(I/C),
Field Office,
Pakistan Bureau of Statistics,
House # 199 Marakhpur,
Opp. DHO Office,
Sehwan Road, Dadu Town,
Dadu.
Phone & Fax: 025-9200345

Statistical Officer(I/C),
Field Office,
Pakistan Bureau of Statistics,
House # 2929-I, 1st Family Line,
Shah Abdul Latif Road,
Near Rifal Naka,
Jacobabad.
Phone : 0722-653403

KHYBER PAKHTOON KHWA

Chief Statistical Officer,
Regional Office,
Pakistan Bureau of Statistics,
State Life Insurance Building,
2nd Floor, 34-The Mall,
Peshawar Cantt.
Phone: 091-9213097
Fax – 091-9213098
E-mail:pshfbs@pes.comsats.net.pk

Chief Statistical Officer,
Regional Office,
Pakistan Bureau of Statistics,
Building #558-D,
Mohallah Ghazni Khel,
Bannu.
Phone & Fax: 0928-9270191

Statistical Officer (I/C),
Regional Office,
Pakistan Bureau of Statistics,
Shams-ur-Rehman Building,
Near Nadra Office, Rahimabad,
G.T. Road,
Mingora/Swat.
Phone: 0946-9240283

Chief Statistical Officer,
Regional Office,
Pakistan Bureau of Statistics,
Bungalow # 896, Mansehra Road,
Post office Jhangi,
Abbottabad.
Phone & Fax: 0992-9310231

Chief Statistical Officer,
Regional Office,
Pakistan Bureau of Statistics,
House # A-3,
Shah Jhan Shaheed Town,
Near Coach Adda of Bannu
Dera Ismail Khan.
Phone:0966-9280279

BALUCHISTAN:

Chief Statistical Officer,
Regional Office,
Pakistan Bureau of Statistics,
Chandio House No.2,
Arbab Karam Khan Road,
Near Elementary College,
Quetta.
Phone: 081-9239804
Fax:081-2471126

Statistical Officer(I/C),
Field Office,
Pakistan Bureau of Statistics,
Dak Khana Road, Near Civil Hospital,
Singani Sar,
Turbat.
Phone: 0852-412267
Fax:0852-413383

Statistical Officer (I/C),
Field Office,
Pakistan Bureau of Statistics,
Haroon Market,
Opp:Girls High School,
Hospital Road,
Khuzdar.
Phone & Fax: 0848-412760

Statistical Officer (I/C),
Field Office,
Pakistan Bureau of Statistics,
Building # 2-II/E,
Hazara Mohallah,
Loralai.
Phone & Fax: 0824-660560

NORTHERN AREAS:

Statistical Officer (I/C),
Field Office,
Pakistan Bureau of Statistics,
Haidar Pura, Near Agha Khan Health
Centre, Chinar Bagh,
Gilgit.
Phone & Fax: 05811-920972

AZAD KASHMIR:

Chief Statistical officer,
Regional Office,
Pakistan Bureau of Statistics,
Flat # 304, Al-Saif Plaza,
Upper Gojra Bypass.
Muzaffarabad.
Phone & Fax: 05822-923169

SYMBOLS, ABBREVIATIONS AND CONVERSION

| | | |
|---|---|--|
| <p>E Estimated P/* Provisional, Preliminary R/r Revised - Nil .. Negligible ... Not available % Percentage Admn Administration ALOOCHA A kind of fruit ARVI A type of root vegetable AV. Average BABUL A kind of fire wood BBLs. Barrels BIRYANI A dish of rice prepared BOT. Bottle CAP. Capsule CFT. Cubic feet CH. Charge CHAPATI A kind of bread CIG. Cigarette Comm. Communication CRT. Carton / Crate CUM./CM. Cubic meter DESI. Indigenous Distt. Distribution DOZ Dozen ENG. English EX. Exercise GLS. Glass GM. Gram H.OP. Hand operated HP. Horse power INJ. Injection KHADDI Hand-loom KIKAR A kind of fire wood KG. Kilogram KM. Kilometer KORMA A variety of meat curry KWH. Kilowatt / hour LB. Pound</p> | <p>LTR. Litre LUNGI A kind of cloth MALTA & MOSAMBI A variety of Orange MED. Medium MG. Milligram MMCFT. Million cubic feet MN. Million M/o. Ministry of MTR. Meter MT. Metric Ton ML. Milliliter NES. Not else where specified NO. Number NR. Not reported N.S. Not specified PKT. Packet PC. Piece QLTY. Quality QTY. Quantity RASGULLA A form of sweetmeat R.P.M. Revolution per minute RS. Rupees SAMOSA A form of patty SHAL. Shalwar SHEESHAM A variety of sup. Qty. Wood. Sq. Square SQM. Square meter SUP. Superior STND. Standard SQFT. Square feet SYN. Synthetic THNO. Thousand number TAB. Table TANDOORI Oven-Baked TKT. Ticket TL. Tube light TOTA. Broken rice UNI. Uniform Urd. Urdu VEG. Vegetable W. Watt</p> | <p>One Metric Ton 2004 Lbs. 1000 Kgs One Ton 1.0160 M.Tons (2240 Lbs.) 27.22 Maunds 1016.04 Kgs. 1.0610 M. Tons 20 Hundred weight One Pound 0.4536 Kg. 16 Oz. 0.4861 Seer One Ounce 28.35 Gms. One Kilogram 2.2046 Lbs. 0.0197 Hundred weight 0.0268 Maund 1.0717 Seers One Hundred weight (112 Lbs.) 50.8932 Kgs. 1.3610 Maunds One Gram 0.0857 Tola One Tonne 0.9842 Long Ton 1.1023 Short Ton One Bale (Cotton) 170.0971 Kilograms (375 Lbs.) 4.5571 Maunds</p> |
| LIQUID | | |
| <p>One Imperial (Gallon) 4.5435 Ltrs. One Litre 0.2199 Imperial Gallon</p> | | |
| LENGTH | | |
| <p>One Mile 1.6093 Kms. 1760 Yards One Yard 0.9144 Meter One Foot 0.3048 Meter One Kilometer 0.6214 mile One Meter 1.0936 Yards One Square Mile 2.5899 Sq. Kilometer 640 Acres 258.9984 Hectares One Acre .4074 Hectare 4840 Sq. Yards. One Square Kilometer 0.3861 Sq. Mile 100 Hectares One Hectare 2.4711 Acres One Square Yards 0.8361 Sq. meter. One Cubic Meter 35.3147 Cubic feet</p> | | |

SELECTED PUBLICATIONS OF PAKISTAN BUREAU OF STATISTICS

01. **Monthly Bulletin of Statistics**
 02. **Review of Foreign Trade**
 03. **Pakistan Statistical Pocket Book**
 04. **Pakistan Statistical Yearbook**
 05. **Foreign Trade Statistics of Pakistan Imports (two volumes)**
 06. **Foreign Trade Statistics of Pakistan Exports (one volume)**
 07. **Labour Force Survey**
 08. **Brochure of National Accounts**
 09. **Pakistan Demographic Survey**
 10. **Census of Manufacturing Industries**
 11. **Survey of Small Household Manufacturing Industries**
 12. **Rent Survey of Dwellings**
 13. **Socio Economic Indicators at District Level
(Punjab, Sindh, Khyber Pakhtoon Khwa & Balochistan)**
 14. **Census of Private Educational Institutions in Pakistan**
 15. **Census of Software Industry and related services of Pakistan**
 16. **Supply & Use Table of Pakistan**
 17. **Mechanized Road Transport Survey**
 18. **Survey of Private Recreational, Cultural & Entertainment Services**
 19. **Survey of Private Laundry, Dry Cleaning & Dyeing Services**
 20. **Survey of Private Medical, Dental & Other Health Services**
 21. **Survey of Private Educational Services**
 22. **Pakistan, 2000 – An Official Hand Book on Statistics**
 23. **50 Years of Pakistan in Statistics (Four Volumes)**
 24. **Pakistan Social & Living Standard Measurement Survey National/Provincial**
 25. **Household Integrated Economic Survey (HIES) National/Provincial**
-

**SALE CENTERS WHERE PAKISTAN BUREAU OF STATISTICS
PUBLICATIONS ARE AVAILABLE**

ISLAMABAD

6 – Mauve Area, G-8/4.
Taleemi Chowk
Phone # 051 - 926 11 25
051 - 226 13 72

RAWALPINDI

NBF Book Shop
178-B, Sarwar Road,
Rawalpindi Cantt.
Phone # 051 – 927 25 30

WAH CANTT

NBF Book Shop
Central Library Premises
Phone # 051- 931 40 04

LAHORE

NBF Book Shop
56/57 Shadman Colony,
Shadman Market,
Phone # 042 – 755 01 61 &
753 03 29
Fax # 042 – 758 77 35

FAISALABAD

NBF Book Shop
Shop No.10,
Hashmi Hall Shopping Centre,
University of Agriculture,
Phone # 041 – 264 81 79

MULTAN

NBF Book Shop
Plot # 4-5-6, M.D.A. Road,
Near Multan Art Council
Phone # 061 – 920 12 81

BAHAWALPUR

NBF Book Shop
Quaid-e-Azam Medical College,
Near Library.
Cell # 0301 – 724 76 13

PESHAWAR

NBF Book Shop
Phase-V, Sector B-2,
Plot No.36-37,
Hayatabad.
Phone # 091 – 589 27 44
921 72 73
Fax # 091 921 72 73

NBF Book Shop

48/D, F-6, Jamrud Road,
University Town,
Phone # 091 – 921 69 03
Fax # 091 – 921 69 04

BANNU

Old Municipal Library Premises,
Near to Qazi Muhib Stadium,
Cell # 0346 – 915 50 18

KOHAT

3rd Block, 1st Floor,
Distt. Govt. Complex

D.I. KHAN

NBF Book Shop
C/o. Executive Distt. Officer,
Literacy, Sports and Education,
Phone # 0961 – 928 01 29

ABBOTABAD

Public Library
1st Floor, Jalal Baba Auditorium,
Phone # 0992 – 931 02 91

KARACHI

National Book Foundation
(Regional Office)
Liaquat Memorial Library Premises,
Ground Floor, Stadium Road,
Phone # 021– 923 18 06 & 923 10 88
Fax # 923 10 89

HYDERABAD

NBF Book Shop
GOR Colony,
C-22, Latifabad No.1,
Phone # 022 – 931 08 92

JAMSHORO

Shop No.14, Liaquat University of
Medical & Health Science

NAWABSHAH

M.H. Khawaja DC High School,
Opp. NMC Hospital Road
Cell # 0301 – 389 58 46

SUKKUR

Public Library
Old Sukkur,
Phone # 071 – 562 51 03

LARKANA

NBF Book Shop
Chandka Medical College
Main Gate
Phone # 0741-941 02 29

JACOBABAD

Red Crescent Building,
Near T.B. Hospital
Phone # 0722 – 65 08 17

QUETTA

NBF Book Shop
3-7/5, Faiz Muhammad Road,
Phone # 081 - 920 15 70
Fax # 081 - 920 18 69

**PUBLISHED ON BEHALF OF NATIONAL BOOK FOUNDATION
PRINTED AT REPRODUCTION & PRINTING UNIT, PBS, KARACHI**