



MONTHLY BULLETIN OF STATISTICS 2018

JANUARY

Government of Pakistan
Statistics Division
Pakistan Bureau of Statistics



PBS-22(01/2018) Vol. 66
100



MONTHLY BULLETIN OF STATISTICS 2018

JANUARY

Government of Pakistan
Statistics Division
Pakistan Bureau of Statistics

Price Rs. 600.00

P R E F A C E

The Bulletin of Statistics, Monthly Publication of the Pakistan Bureau of Statistics provide important statistics in respect of social, economic and financial sectors of the economy at aggregate as well as sectoral levels. The Bulletin contains data relating to Population, National Accounts, Agriculture, Manufacturing, Prices, Balance of Payments, Public Finance, Education, Energy & Mining, Foreign Economic Assistance, Foreign Trade, Health, Insurance, Labour, Transport & Communication, Social & Culture ect. It also provides different types of indices on agriculture, manufacturing, prices, trade and labour productivity. Charts and graphs have also been provided to selected tables to make the data readily intelligible.

2. The Bulletin contains data on monthly and in some instances on annual basis. The annual data series are on fiscal year basis i.e. from July to June unless otherwise specified. Monthly data series of trade and industry are published with a time lag of 45 days required for data collection, compilation, cleaning, processing, tabulating and printing. Figures may not add up to the totals owing to rounding. Statistics that are compiled in the Pakistan Bureau of Statistics are presented without citation whereas those compiled by other agencies carry a source note below the tables.

3. Efforts have been made to produce this Bulletin as a comprehensive, informative and useful document for decision makers, researchers, planners, economists and other groups of beneficiaries. It is hoped that the users will find this Bulletin useful.

4. Suggestions for further improvement will be highly appreciated and welcomed.

DR. SAJJAD AKHTAR
Chief Statistician

MS. RUKHSANA YASMEEN

Secretary

Government of Pakistan
Ministry of Statistics
Statistics Division

Statistics House
21-Mauve Area,
G-9/1, Islamabad.

Tel : 051-9106500
Fax: 051-9106502
E-mail: secretary@pbs.gov.pk

DR. SAJJAD AKHTAR

Chief Statistician
Government of Pakistan
Pakistan Bureau of Statistics

Statistics House
21-Mauve Area,
G-9/1, Islamabad.

Tel : 051-9106514 - 051-9106515
Fax: 051-9106561
E-mail: pbs@pbs.gov.pk

**PAKISTAN BUREAU OF STATISTICS
STATISTICS HOUSE, 21-MAUVE AREA
G-9/1 - ISLAMABAD
Website: www.pbs.gov.pk**

		<u>Office</u>	<u>Residence</u>
Dr. Bahrawar Jan	Deputy Director General	051-9106550 Fax:051-9106577	051-9101294
Mr. Ayazuddin	Deputy Director General	051-9106552	051-9242232
Mr. Ismail Khan	Deputy Director General	051-9106555 Fax:051-9106556	051-9101162
Mr. Khalid Hussain Bhatti	Deputy Director General	051-9106583	051-4440906
Mr. Ghulam Muhammad	Director	051-9106559	0300-9562558
Mr. Fazil Mehmood Baig	Director	051-9106575	0333-5159850
Mr. Shaukat Ali Khan	Director	051-9106557	--
Mr. Attiq-ur-Rehman	Director	051-9106553 Fax:051-9106546	0346-9579700 --
Mr. Munwar Ali Ghanghro	Director	051-9106554	0333-7145366
Mrs. Rabia Awan	Director	051-9106581	051-4444696
Mrs. Rizwana Siddique	Director	051-9106545	0333-5221042
Mr. Rizwan Bashir	Director	051-9106530	--

TRAINING WING

Syed Abdul Qader Shah	Director	051-9205390 Fax:051-9205390	--
-----------------------	----------	--------------------------------	----

**PAKISTAN BUREAU OF STATISTICS
1-B, SINDHI MUSLIM COOPERATIVE HOUSING SOCIETY
KARACHI – 74400
E-mail: khifbs@khi.comsats.net.pk**

Mr. Muhammad Ali Shaikh	Director	021-99225205	--
Mr. Shaukat Zaman	Director	021-99225209 Fax:021-99225202	0300-5052450
Mr. Abrar Hussain	Director	021-99225217	--

**PAKISTAN BUREAU OF STATISTICS
USAID BUILDING GURU MANGAT ROAD
GULBERG-III, LAHORE
E-mail: lhrfbs@lhr.comsats.net.pk**

Mr. Rana Iqbal	Director	042-99263267 Fax:042-99263267	--
----------------	----------	----------------------------------	----

(Regional Office) LAHORE

Mr. Muhammad Shahid	Chief Statistical Officer	042-99263266 Fax:042-99263266	0345-4169987
---------------------	---------------------------	----------------------------------	--------------

(Regional Office) KARACHI

Mr. Faraz Muslim	Statistical Officer	021-99225214	0333-3028006
------------------	---------------------	--------------	--------------

(Regional Office) PESHAWAR

Mr. Hasan Khan	Chief Statistical Officer	091-9213097 Fax:091-9213098	0333-9117508
----------------	---------------------------	--------------------------------	--------------

(Regional Office) QUETTA

Mr. Ghulam Rasool	Chief Statistical Officer	081-9239804 Fax:081-9239804	--
-------------------	---------------------------	--------------------------------	----

**(Presentation, Reproduction & Printing) KARACHI
pbskarachipp@gmail.co,**

Mr. Shakeel Qadeer	Chief System Analyst	021-99225220	021-35836029
Mr. Naushad Ahmed Malik	Statistical Officer	021-99225215	--

CONTENTS

**	KEY INDICATORS	III
1.	BALANCE OF PAYMENT	
1.1	Country wise Workers Remittances	01
1.2	Month wise Workers Remittances	04
1.3	Exchange Rates Pak. Rupees in Terms of one Unit of Foreign Currency	05
2.	CLIMATE	
2.1	Temperature at Selected Stations	07
2.2	Rainfall at Selected Stations	09
3.	ENERGY & MINING	
3.1	Production of Crude Oil	11
3.2	Production of Natural Gas	16
3.3	Company Wise Production of Crude Oil and Natural Gas	20
3.4	Province Wise Production of Crude Oil and Natural Gas	20
3.5	Production of Crude Oil, Natural Gas and Electricity	21
3.6	Mineral Production	22
4.	HEALTH	
4.1(a)	Monthly Immunization Coverage Number of Doses Administered (0-11 month) Children	25
4.1(b)	Monthly Immunization Coverage Number of Doses Administered (12-23 months) Children	27
4.1(c)	Monthly Immunization Coverage Number of T.T Doses Administered to Women	28
4.2	Monthly Report of HIV Treatment Centre	29
4.3(a)	Registered Veterinary Medical Practitioner with PVMC	30
4.3(b)	Registered Animal Husbandry Graduate with PVMC	31
4.4	Tuberculosis Report (FTI)	32
5.	MANUFACTURING	
5.1	Quantum Index Numbers of Large-scale Manufacturing Industries	33
5.2	Production of Manufacturing Items	35
6.	MONEY & CREDIT	
6.1	Reserve Money	49
7.	PRICE	
7.1	Price Indices (General) with Percentage Change	53
7.2	Combined Sensitive Price Indicator (SPI) by Quantile	54
7.3	Combined Consumer Price Index Numbers by Commodity Groups	55
7.4	Consumer Price Index Numbers by Major Groups and Selected Commodities	56
7.5	Combined Consumer Price Index Numbers by Quantile and Major Commodity Groups	58
7.6	Combined Consumer Price Index Numbers by Quantile, Major Commodity Group for Selected Cities	59
7.7	Combined Consumer Price Index Numbers by Income Group/City and Commodity Group for all Centres Covered in CPI	62
7.8	Index Numbers of Wholesale Prices by Commodity Groups	63
7.9	Index Numbers of Wholesale Prices by Commodities	64
7.10	Intercity Wholesale Prices of Selected Commodities	74
7.11	Intercity Consumer Prices	116

Contd.

8.	PUBLIC FINANCE	
8.1	Customs Revenue Receipts	173
9.	SOCIAL	
9.1	Data on Traffic Accidents	177
9.2	Data on Telecommunication	180
9.3	Visitors at Archaeological Museums in Pakistan	181
9.4	Visitors at Heritage Sites in Pakistan	182
10.	TRADE	
10.1	Value of Foreign Trade	183
10.2	Exports by Commodity/Group	184
10.3	Imports by Commodity/Group	186
10.4	Exports of Selected Commodities in Dollars	187
10.5	Exports of Selected Commodities in Rupees	189
10.6	Imports of Selected Commodities in Dollars	191
10.7	Imports of Selected Commodities in Rupees	193
10.8	Exports by Economic Categories (Summary)	195
10.9	Exports by Economic Categories (Details)	196
10.10	Imports by Economic Categories (Summary)	197
10.11	Imports by Economic Categories (Details)	198
10.12	Exports by Areas and Countries/Territories	276
10.13	Re-exports by Areas and Countries/Territories	280
10.14	Imports by Areas and Countries/Territories	282
10.15	Re-imports by Areas and Countries/Territories	287
10.16	Annual and Quarterly Terms of Trade and Unit Value Indices of Exports and Imports (1990-91=100)	284
10.17	Index Numbers of Unit Value of Exports by Groups (1990-91=100)	285
10.18	Index numbers of unit value of imports by groups (1990-91=100)	286
10.19	Index Numbers of Quantum of Exports by Groups (1990-91=100)	287
10.20	Index Numbers of Quantum of Imports by Groups (1990-91=100)	288
10.21	Trade in Services (Summary)	294
10.22	Export of Services by Sector (Detail) Monthly	295
10.23	Import of Services by Sector (Detailed) Monthly	297
10.24	Import of Services by Sector (Detailed) Monthly	299
10.25	Import of Services by Sector (Detail) (Cumulative)	301

Regional and Field Offices of Pakistan Bureau of Statistics

Symbols, Abbreviations and Conversions

Selected Publications of Pakistan Bureau of Statistics

Sale Centres where PBS Publications are available

KEY INDICATORS

YEARLY

ECONOMIC INDICATORS

(2016- 2017)

1	Inflation	4.16%
2	Balance of Trade	(-) \$ 32.488 billion
3	Value of Exports	\$ 20.422 billion
4	Value of Imports	\$ 52.910 billion
5	Total Workers Remittances	\$ 19303.58(P) million
6	Reserve Money	Rs.4867869(P) million
7	Currency in Circulation	Rs.3911212(P) million
8	Consumer Price Index (CPI with Base 2007-2008)	212.39
9	Agricultural Sector Growth	3.46%
10	Industrial Sector Growth	5.02%
11	Services Sector Growth	5.98%
12	GDP Growth Rate at Constant Basic Prices (Real)	5.28%
13	GNI Growth Rate at Constant Prices	5.44%
14	Per Capita Income	\$ 1629
15	Large Scale Manufacturing Sector (LSMI) Growth	5.60%
16	Quantum Index Number (LSMI with Base 2005-2006)	139.29
17	Imports Duty	Rs.454814.09 million
18	Exports Duty	Rs.639.20 million
19	Foreign Exchange Reserves	\$ 17550 million
20 *	Overall Balance of Payment Surplus/Deficit	\$ -12439 million

SOCIAL INDICATORS

1 **	Population (2016)	207.774520 million
	Male	106.49 million
	Female	101.31 million
2	Natural Growth Rate (PDS- 2007)	1.88%
3 **	Population Growth Rate (2016)	1.89%
4	Dependency Ratio (PDS-2007)	81.5
5 ***	Mean Size of Household (2012-13)	6.3

* BOP as per BPM6 in million USD.

** Economic Survey

*** PSLM Survey

IV

MONTHLY ECONOMIC INDICATORS

November, 2017

1	Value of Exports	\$ 1967.502 million
2	Value of Imports	\$ 4757.900 million
3	Balance of Trade	(-)\$ 2790.398 million

December, 2017

1	Growth in Quantum Index Manufacturing (LSMI)	-1.40%
2	Quantum Index of Manufacturing (LSMI with Base 2005-2006)	148.35
3	Consumer Price Index (CPI with Base 2007-08)	220.20
4	Wholesale Price Index (WPI with Base 2007-08)	221.00
5	Sensitive Price Indicator (SPI with Base 2007-08)	215.47
6	Growth Rate	
	A. CPI	-0.10%
	B. WPI	0.36%
	C. SPI	-0.67%
7	Exports Duty	Rs.46.33 million
8	Imports Duty	Rs.49944.76 million
9	Reserve Money	Rs.4884808 million
10	Currency in Circulation	Rs.3926957 million
11	Exchange Rate of Pak Rupees in terms of one unit US Dollar	1 \$ =Rs.108.6974
12	Total Workers Remittances (including Hajj & War Compensation)	\$1723.57million

Source: i) Pakistan Bureau of Statistics.
ii) State Bank of Pakistan.
iii) Economic Survey of Pakistan.

1. BALANCE OF PAYMENT

1.1 Country Wise Workers Remittances (Including Hajj and War Compensation)

(Provisional)
(Million US Dollars)

Item	Dec, 2016	Jan, 2017	Feb, 2017	Mar, 2017
I. Cash	1584.17	1487.72	1416.92	1694.37
1 USA	182.17	175.01	177.76	213.29
2 UK	181.85	180.91	170.55	209.14
3 Saudi Arabia	475.75	434.15	404.39	504.60
4 UAE	339.93	323.11	320.24	363.24
Dubai	216.65	209.12	202.96	250.52
Abu Dhabi	119.36	110.43	113.36	108.92
Sharjah	3.48	3.11	3.48	3.59
Other	0.44	0.45	0.44	0.21
5 Other GCC Countries	203.63	186.41	168.20	197.21
Bahrain	37.03	31.49	28.63	32.34
Kawait	63.41	61.73	55.12	64.58
Qatar	35.66	30.71	27.24	32.21
Oman	67.53	62.48	57.21	68.08
6 EU Countries	35.08	31.69	31.70	38.85
Germany	6.89	6.14	6.31	7.74
France	3.92	3.56	2.99	3.29
Netherland	0.40	0.50	0.43	0.51
Spain	2.76	2.41	2.35	2.83
Italy	4.11	3.97	3.65	4.49
Greece	1.74	1.49	1.44	1.95
Sweden	1.31	1.36	1.35	2.83
Denmark	0.90	1.04	1.24	1.04
Ireland	12.31	10.53	11.39	13.46
Belgium	0.74	0.69	0.55	0.71
7 Norway	3.06	3.03	3.10	3.34
8 Switzerland	2.09	1.79	1.84	2.65
9 Australia	15.41	17.19	18.00	18.12
10 Canada	14.96	14.22	14.05	15.83
11 Japan	0.92	0.91	1.07	1.15
12 Other Countries	129.32	119.30	106.02	126.95
II. Encashment and Profit in Pak. Rs. Of Foreign Exchange Bearer Certificates(FEBCs) and Foreign Currency Bearer Certificate(FCBCs)	0.00	0.00	0.00	0.00
TOTAL (I + II)	1584.17	1487.72	1416.92	1694.37

Contd.

1.1 Country Wise Workers Remittances (Including Hajj and War Compensation)

(Provisional)
(Million US Dollars)

Item	Apr, 2017	May,2017	Jun, 2017	Jul, 2017
I. Cash	1538.61	1867.34	1839.96	1541.67
1 USA	199.69	248.88	265.37	193.70
2 UK	191.62	239.20	252.46	199.18
3 Saudi Arabia	439.13	514.50	438.07	408.84
4 UAE	344.01	427.25	414.22	334.63
Dubai	252.52	306.53	301.15	240.65
Abu Dhabi	86.18	114.11	106.78	88.66
Sharjah	5.03	6.37	5.89	5.11
Other	0.28	0.24	0.40	0.21
5 Other GCC Countries	175.18	209.95	232.89	192.02
Bahrain	29.41	36.74	39.77	30.86
Kwait	58.59	70.71	66.41	61.90
Qatar	29.90	37.07	62.56	45.86
Oman	57.28	65.43	64.15	53.40
6 EU Countries	41.89	51.19	56.97	52.08
Germany	8.00	10.13	10.62	10.06
France	3.74	4.50	4.88	3.89
Netherland	0.51	0.46	0.52	0.48
Spain	7.04	9.82	10.59	10.04
Italy	4.99	6.61	7.88	8.04
Greece	2.24	2.35	2.60	2.27
Sweden	1.23	1.86	1.73	1.47
Denmark	0.92	1.39	1.20	1.36
Ireland	12.47	13.22	15.91	13.61
Belgium	0.75	0.85	1.04	0.86
7 Norway	2.58	3.88	4.42	4.01
8 Switzerland	2.68	2.63	2.64	2.75
9 Australia	14.90	18.28	20.72	19.67
10 Canada	15.01	18.63	21.67	16.21
11 Japan	1.14	1.29	1.49	1.30
12 Other Countries	110.81	131.66	129.04	117.28
II. Encashment and Profit in Pak. Rs. Of Foreign Exchange Bearer Certificates(FEBCs) and Foreign Currency Bearer Certificate(FCBCs)	0.00	0.00	0.00	0.00
TOTAL (I + II)	1538.61	1867.34	1839.96	1541.67

Contd.

1.1 Country Wise Workers Remittances (Including Hajj and War Compensation)

Item	(Provisional) (Million US Dollars)				
	Aug, 2017	Sep, 2017	Oct, 2017	Nov., 2017	Dec., 2017
I. Cash	1954.46	1293.88	1654.45	1576.72	1723.57
1 USA	260.34	171.90	215.64	204.28	234.76
2 UK	249.14	194.76	270.46	213.47	223.30
3 Saudi Arabia	511.28	308.05	461.07	409.52	431.97
4 UAE	440.38	302.77	333.57	352.64	396.74
Dubai	337.64	237.54	245.41	266.85	286.73
Abu Dhabi	96.43	60.50	82.27	80.82	106.06
Sharjah	5.87	4.18	5.14	4.56	3.46
Other	0.44	0.55	0.75	0.41	0.49
5 Other GCC Countries	230.22	141.02	184.76	191.83	188.76
Bahrain	41.51	26.57	35.38	34.00	35.41
Kawait	82.50	49.68	65.85	70.00	65.56
Qatar	32.77	20.25	27.60	33.00	30.41
Oman	73.44	44.52	55.93	55.00	57.38
6 EU Countries	62.75	45.07	51.12	49.06	54.87
Germany	12.62	8.82	9.31	8.94	9.93
France	5.20	4.08	4.40	4.34	4.41
Netherland	0.52	0.41	0.48	0.51	0.66
Spain	11.51	8.56	10.50	10.46	12.85
Italy	10.54	7.29	8.37	6.83	7.90
Greece	2.82	2.19	2.49	2.28	2.73
Sweden	2.17	1.37	1.67	1.35	1.45
Denmark	1.14	0.96	1.00	0.93	0.96
Ireland	15.04	10.43	11.42	12.10	12.61
Belgium	1.19	0.96	1.48	1.32	1.37
7 Norway	5.00	3.53	3.58	3.53	3.59
8 Switzerland	2.92	1.76	2.13	2.58	2.12
9 Australia	23.64	16.80	17.56	17.74	22.03
10 Canada	20.32	13.91	16.49	16.48	15.88
11 Japan	1.66	1.02	1.38	1.69	1.68
12 Other Countries	146.81	93.29	96.69	113.90	147.87
II. Encashment and Profit in Pak. Rs. of Foreign Exchange Bearer Certificates(FEBCs) and Foreign Currency Bearer Certificate(FCBCs)	0.00	0.00	0.00	0.00	0.00
TOTAL (I + II)	1954.46	1293.88	1654.45	1576.72	1723.57

Note: Item has been revised / extended by the State Bank of Pakistan.

Source: State Bank of Pakistan.

1.2 Month Wise Workers Remittances

(Million US \$)

Monthly Cash Inflow (Including Foreign Exchange Bearer Certificates & Foreign Currency Bearer Certificates)	2016-17	2015-2016	YOY growth (percent)	
			2016-17	2015-16
Jul.	1328.18	1663.61	-20.16	-0.73
Aug.	1760.84	1527.19	15.30	13.05
Sep.	1609.29	1775.15	-9.34	1.52
Oct.	1559.75	1541.21	1.20	9.37
Nov.	1616.43	1565.19	3.27	16.48
Dec.	1584.17	1616.13	-1.98	-1.10
Jan.	1487.72	1466.38	1.46	4.46
Feb.	1416.92	1521.92	-6.90	7.14
Mar.	1694.37	1711.15	-0.98	6.38
Apr.	1538.61	1656.46	-7.11	1.00
May.	1867.34	1799.43	3.77	8.18
Jun.	1839.96	2073.08	-11.25	13.80
Jul.- Jun.	19303.58	19916.90	-3.08	6.39
Monthly average for period Jul.-jun.	1608.63	1659.39	-3.06	6.37

Monthly Cash Inflow (Including Foreign Exchange Bearer Certificates & Foreign Currency Bearer Certificates)	2017-18	2016-2017	YOY growth (percent)	
			2017-18	2016-17
July.	1541.67	1328.18	16.07	-20.16
Aug.	1954.46	1760.84	11.00	15.30
Sep.	1293.88	1612.36	-19.75	-9.17
Oct.	1654.45	1561.02	5.99	1.29
Nov.	1576.72	1618.35	-2.57	3.40
Dec.	1723.57	1585.37	8.72	-1.90
Jul.- Dec.	9744.75	9466.12	2.94	-2.30
Monthly average for period Jul.- Dec.	1624.13	1577.69	3.02	-2.30

Source: State Bank of Pakistan.

1.3 Exchange Rates Pak. Rupees in Terms of One Unit of Foreign Currency

S. No.	Country/ Organization	Currency	Dec., 2016	Jan., 2017	Feb., 2017	Mar., 2017	Apr., 2017
1	Australia	Dollar	76.8798	78.1217	80.2482	79.7915	78.9222
2	Bahrain	Dinar	276.9316	276.9875	276.9211	277.0067	277.0027
3	Canada	Dollar	78.3961	79.3028	79.9559	78.2677	78.0738
4	China	Yuan	15.1495	15.2376	15.2873	15.2347	15.2586
5	Denmark	Krone	14.8663	14.9905	15.0167	15.0629	15.1012
6	E.M.U.	Euro	110.3385	111.2553	111.4325	111.7888	112.1214
7	Hong Kong	Dollar	13.5138	13.5206	13.5125	13.5042	13.4990
8	I.M.F.	SDR	141.225	141.7133	142.0826	142.0691	142.7229
9	India	Rupee	1.5443	1.5404	1.5630	1.5916	1.6244
10	Japan	Yen	0.9029	0.9116	0.9261	0.9263	0.9517
11	Kuwait	Dinar	343.0494	343.2073	343.4367	343.4939	344.0251
12	Malaysia	Ringgit	23.4912	23.5153	23.5817	23.6159	23.7912
13	Newzeland	Dollar	73.6750	74.6299	75.6805	73.3930	73.1208
14	Norway	Krone	12.2478	12.3873	12.6032	12.3396	12.2195
15	Oman	Riyal	272.1712	272.2436	272.1749	272.2607	272.2405
16	Qatar	Riyal	28.7865	28.7941	28.7852	28.7929	28.7934
17	Singapore	Dollar	72.9163	73.3116	74.0025	74.4985	74.9230
18	Sweden	Krona	11.3762	11.716	11.7869	11.7498	11.7064
19	Switzerland	Franc	102.6806	103.8624	104.5855	104.4191	104.6164
20	Saudi Arabia	Riyal	27.9305	27.9353	27.9338	27.9389	27.9398
21	Thailand	Bhath	--	--	--	--	--
22	Turkey	Lira	--	--	--	--	--
23	U.A.E.	Dirham	28.5255	28.5278	28.5252	28.5297	28.5296
24	U.K.	Sterling (Pound)	130.582	129.0902	130.7509	129.0549	132.1295
25	U.S.A.	Dollar	104.7248	104.7301	104.7204	104.7416	104.7474

Contd.

1.3 Exchange Rates Pak. Rupees in Terms of One Unit of Foreign Currency

S. No.	Country/ Organization	Currency	May., 2017	Jun., 2017	Jul., 2017	Aug., 2017	Sep, 2017	Oct., 2017	Nov., 2017	Dec., 2017
1	Australia	Dollar	77.7707	79.0266	82.1909	83.3388	83.9436	82.0166	80.3066	83.1108
2	Bahrain	Dinar	276.9600	276.9160	278.5775	278.3514	278.3670	278.3445	278.2795	287.6199
3	Canada	Dollar	76.9465	78.6222	82.9535	83.5226	85.7743	83.7159	82.5371	85.1267
4	China	Yuan	15.2464	15.4413	15.6192	15.8332	16.0860	15.9367	15.9233	16.5000
5	Denmark	Krone	15.5630	15.8345	16.3500	16.744	16.8831	16.6553	16.6296	17.3198
6	E.M.U.	Euro	115.5902	117.5776	121.3640	124.3211	125.4169	123.7944	123.5591	128.5032
7	Hong Kong	Dollar	13.4727	13.4585	13.5279	13.4872	13.5043	13.5183	13.5225	13.9585
8	I.M.F.	SDR	144.2082	145.0127	147.2954	148.7228	149.7221	154.0693	148.4585	154.0693
9	India	Rupee	1.6274	1.6270	1.6385	1.6471	1.6354	1.6195	1.6248	1.6947
10	Japan	Yen	0.9327	0.946	0.9376	0.9583	0.9509	0.9327	0.9335	0.9622
11	Kuwait	Dinar	344.8168	345.7245	348.7013	349.2093	349.7035	348.8609	348.9123	360.8719
12	Malaysia	Ringgit	24.2836	24.5330	24.6083	24.6052	25.0474	24.9284	25.2728	26.7086
13	Newzeland	Dollar	72.6591	75.5587	77.5620	76.9634	76.4078	74.2472	72.5456	75.9533
14	Norway	Krone	12.3180	12.3987	12.9433	13.3582	13.4623	13.1992	12.8983	13.1060
15	Oman	Riyal	272.2231	272.2858	274.0682	273.612	273.6807	273.7550	273.8184	283.1115
16	Qatar	Riyal	28.7907	28.606	28.8176	28.8447	28.7474	28.4988	28.4502	29.9435
17	Singapore	Dollar	75.0362	75.7292	76.8791	77.3793	78.0464	77.4323	77.6830	80.7333
18	Sweden	Krona	11.9308	12.0796	12.6874	13.0477	13.1836	12.9132	12.5905	12.9721
19	Switzerland	Franc	105.9773	108.1856	109.7805	109.0549	109.443	107.3577	106.2116	110.0416
20	Saudi Arabia	Riyal	27.9372	27.9455	28.1197	28.0850	28.0882	28.0947	28.1001	28.9937
21	U.A.E.	Dirham	28.5272	28.5350	28.7121	28.6767	28.6796	28.6857	28.6925	29.6047
22	U.K.	Sterling (Pound)	135.2891	134.0711	136.8893	136.4857	140.3471	139.0288	139.223	145.5839
23	U.S.A.	Dollar	104.7381	104.7702	105.425	105.3079	105.3206	105.339	105.3626	108.6974

Note: Euro, a common currency of the 11 member countries of European Economic and Monetary Union (EMU) was introduced with effect from 1st January, 1999.

Source: State Bank of Pakistan.

2. CLIMATE

2.1 Temperature at Selected Stations

(In centigrade)

Stations	Murree		Rawalpindi/Islamabad		Jhelum		Lahore		Sargodha	
Height in meters above sea level	2167		507		232		213		187	
	Max.	Min.	Max.	Min.	Max.	Min.	Max.	Min.	Max.	Min.

Month:

Jun. 2016	26.1	16.6	38.7	24.1	N.R	N.R	39.6	27.6	40.0	28.1
July. 2016	23.6	15.9	35.3	24.2	35.9	25.1	35.8	25.9	36.1	26.7
Aug. 2016	22.9	15.1	34.1	23.1	35.1	25.6	35.1	25.6	35.2	26.0
Sep. 2016	22.3	13.8	34.4	22.2	35.8	24.8	35.1	25.5	36.7	26.3
Oct. 2016	21.3	11.6	32.4	15.0	34.0	18.4	33.8	20.5	34.3	20.8
Nov. 2016	17.8	8.0	25.9	7.7	28.0	10.6	27.7	13.0	27.6	13.2

Jun. 2017	24.3	15.1	36.0	22.8	38.2	24.9	36.9	26.2	38.3	26.3
July. 2017	22.9	15.8	34.3	24.4	36.0	26.3	35.6	27.0	36.5	27.6
Aug. 2017	23.2	15.4	33.6	23.4	35.3	25.9	35.4	26.8	36.9	27.7
Sep. 2017	22.8	13.8	33.5	20.4	35.6	23.6	35.0	24.1	35.4	24.5
Oct. 2017	22.7	12.5	32.1	14.5	34.5	18.2	34.2	20.8	34.4	20.4
Nov. 2017	16.4	6.7	24.0	7.9	25.6	11.0	24.5	12.8	24.0	12.0

Stations	Faisalabad		Multan		Bahawalpur		Hyderabad		Nawabshah	
Height in meters above sea level	183		122		116		40		37	
	Max.	Min.	Max.	Min.	Max.	Min.	Max.	Min.	Max.	Min.

Month:

Jun. 2016	N.R	N.R	42.1	30.8	41.8	29.0	40.3	27.0	44.9	27.9
July. 2016	N.R	N.R	39.2	29.8	39.7	29.2	36.0	27.0	41.1	27.7
Aug. 2016	N.R	N.R	37.2	28.2	37.8	27.8	35.7	25.5	39.1	26.1
Sep. 2016	36.8	25.5	37.1	27.2	38.0	25.7	36.5	24.0	40.1	24.8
Oct. 2016	34.6	20.3	35.4	21.8	36.3	20.7	36.6	21.9	38.4	21.5
Nov. 2016	27.8	12.4	28.5	13.8	30.4	12.8	32.5	17.0	33.3	13.4

Jun. 2017	38.4	26.8	38.9	28.1	39.2	27.6	39.2	27.7	43.6	27.9
July. 2017	37.1	28.0	38.5	29.6	39.3	28.7	36.6	26.9	40.6	27.4
Aug. 2017	37.2	27.6	37.5	28.7	38.1	27.9	36.4	26.1	40.4	26.9
Sep. 2017	36.0	24.3	36.7	26.3	37.6	24.9	36.4	24.4	38.6	25.2
Oct. 2017	34.9	19.9	35.4	20.6	36.4	19.6	38.6	22.5	40.0	20.0
Nov. 2017	23.4	11.7	24.8	12.7	26.4	12.4	31.4	16.1	32.2	14.1

Contd.

2.1 Temperature at Selected Stations

(In centigrade)

Stations	Jacobabad		Karachi A.P.		Peshawar		D.I.Khan		Saidu Sharif		Gilgit	
Height in meters above sea level	55		21		359		173		961		1459	
	Max.	Min.	Max.	Min.	Max.	Min.	Max.	Min.	Max.	Min.	Max.	Min.

Month:

Jun. 2016	44.9	30.9	36.1	28.0	39.4	26.9	N.R	N.R	N.R	N.R	34.3	18.8
July. 2016	40.7	29.6	33.6	28.1	37.1	27.2	N.R	N.R	N.R	N.R	35.1	18.9
Aug. 2016	38.4	29.1	33.0	27.1	36.6	25.5	N.R	N.R	N.R	N.R	N.R	N.R
Sep. 2016	37.0	26.9	32.9	26.6	35.6	24.7	N.R	N.R	N.R	N.R	N.R	N.R
Oct. 2016	36.5	21.0	34.0	24.0	32.5	19.3	N.R	N.R	N.R	N.R	N.R	N.R
Nov. 2016	27.2	15.1	33.3	17.1	25.7	12.1	N.R	N.R	N.R	N.R	N.R	N.R
Jun. 2017	43.2	29.7	36.2	29.3	38.1	25.9	40.5	25.7	35.9	21.2	33.9	16.2
July. 2017	40.0	29.8	33.1	27.7	36.4	26.8	39.1	26.5	34.2	22.3	34.3	19.2
Aug. 2017	38.5	28.8	33.7	27.1	35.5	25.7	39.3	27.1	34.1	20.6	N.R	N.R
Sep. 2017	37.4	26.0	34.4	26.2	35.3	23.0	37.7	23.9	32.7	16.2	N.R	N.R
Oct. 2017	36.4	20.7	36.6	23.5	32.6	18.9	35.5	19.5	30.8	12.2	N.R	N.R
Nov. 2017	28.6	14.2	32.3	16.8	23.5	11.3	23.3	11.8	22.1	5.4	N.R	N.R

Stations	Quetta (Samungli)		Zhub (Fortsandeman)		Khuzdar		Punjgur		Dalbadin	
Height in meters above sea level	1600		1405		1231		980		848	
	Max.	Min.	Max.	Min.	Max.	Min.	Max.	Min.	Max.	Min.

Month:

Jun. 2016			34.6	19.9	33.1	22.6	38.4	20.2	39.3	23.0	43.0	22.5
July. 2016			37.6	22.8	37.2	22.0	37.5	25.5	N.R	N.R	45.0	21.0
Aug. 2016			34.7	19.4	34.9	20.8	34.6	23.9	37.3	22.2	41.1	22.8
Sep. 2016			N.R	N.R	N.R	N.R	N.R	N.R	N.R	N.R	N.R	N.R
Oct. 2016			N.R	N.R	N.R	N.R	N.R	N.R	N.R	N.R	N.R	N.R
Nov. 2016			N.R	N.R	N.R	N.R	N.R	N.R	N.R	N.R	N.R	N.R
Jun. 2017			36.8	18.4	37.1	21.3	40.4	23.9	42.0	26.4	44.8	19.8
July. 2017			37.4	19.7	37.1	21.4	36.9	24.8	39.7	25.4	44.3	21.4
Aug. 2017			35.5	16.0	36.9	22.1	36.7	24.6	38.0	22.2	41.9	21.5
Sep. 2017			32.5	12.7	33.6	17.6	35.3	21.2	35.2	19.7	38.6	17.4
Oct. 2017			27.4	5.6	29.6	14.1	31.9	18.4	34.4	17.2	35.5	14.5
Nov. 2017			N.R	N.R	20.2	5.8	24.3	10.4	25.0	9.5	26.8	7.1

Source: Pakistan Meteorological Department, Karachi.

2.2 Rainfall at Selected Stations

(In millimeters)

Stations	Murree	Rawalpindi/ Islamabad	Jhelum	Lahore	Sargodha	Faisal- abad	Multan	Bahawal- pur	Hyder- abad	Nawab- shah	Jaco- abad
Height in meters above sea level	2167	507	232	213	187	183	122	116	40	37	55

Year/month

2012	1515.0	1076.0	717.0	527.0	368.0	366.0	239.0	183.0	121.0	182.0	486.0
2013	1451.5	1732.0	924.0	1109.0	362.0	378.0	157.0	148.0	74.0	86.0	345.0
2014	1228.6	1139.0	939.3	800.6	401.3	401.8	247.3	67.9	25.4	67.0	21.3
2015	2416.8	1477.0	848.0	856.0	588.0	512.0	395.0	498.0	114.0	120.0	148.0
2016	1313.8	1044.0	890.0	801.0	744.0	427.0	196.0	112.0	166.0	143.0	46.0
Jun. 2016	119.1	47.0	143.9	118.2	99.0	63.1	0.4	33.0	34.0	58.0	0.0
July. 2016	301.3	344.8	280.1	151.7	312.8	N.R	52.4	34.0	0.0	4.0	7.0
Aug. 2016	195.7	265.0	197.0	315.1	87.0	94.3	69.0	3.7	131.8	63.0	3.4
Sep. 2016	114.2	3.0	53.7	127.7	20.0	9.6	2.6	0.0	Nil	Nil	18.6
Oct. 2016	28.0	9.0	5.3	0.6	0.0	24.0	Tr	0.0	0.0	0.0	0.0
Nov. 2016	0.0	0.0	1.0	0.0	1.0	0.0	0.0	0.0	0.0	0.0	0.0
Jun. 2017	212.8	145.9	87.2	201.2	52.0	77.2	81.7	66.1	14.0	24.0	9.2
July. 2017	209.6	284.6	269.3	149.1	89.3	92.0	29.8	25.6	27.0	26.1	15.0
Aug. 2017	262.8	160.8	311.9	70.3	116.6	37.6	56.2	0.0	70.0	43.0	0.0
Sep. 2017	56.4	92.0	66.1	52.2	69.4	49.6	12.2	8.0	Tr	2.0	Tr
Oct. 2017	13.0	7.0	0.0	0.0	0.0	0.0	0.0	0.0	0.0	0.0	0.0
Nov. 2017	30.8	24.0	6.7	6.6	2.3	Tr	5.6	1.0	0.0	0.0	6.0

Contd.

2.2 Rainfall at Selected Stations

(In millimeters)

Stations	Karachi Airport	Peshawar	D.I. Khan	Saidu Sharif	Gilgit	Quetta (Samungli)	Zhob (Fort sandeman)	Khuzdar	Punjgoor	Dalbadin
Height in meters above sea level	21	359	173	961	1459	1600	1405	1231	980	848

Year/month

2012	152.0	480.0	450.0	803.0	110.5	410.0	47.0	167.0	33.0	16.0
2013	169.0	551.0	327.0	954.3	153.5	53.0	66.0	479.0	101.0	23.0
2014	30.7	326.3	249.7	660.0	107.0	97.0	173.7	201.9	61.8	17.3
2015	53.0	1387.0	477.0	1062.2	144.0	153.0	364.0	147.0	61.0	47.0
2016	168.0	355.0	271.0	221.3	142.2	89.0	167.0	41.0	45.0	41.0
Jun. 2016	65.8	55.0	N.R	N.R	16.3	51.0	9.0	21.1	7.0	0.0
July. 2016	1.9	32.1	N.R	N.R	24.8	3.0	15.0	37.5	N.R	Tr.
Aug. 2016	96.9	45.0	N.R	N.R	10.4	Tr	40.0	14.9	Nil	Nil
Sep. 2016	Tr	3.0	N.R	N.R	N.R	N.R	N.R	N.R	N.R	N.R
Oct. 2016	0.0	1.0	N.R	N.R	N.R	N.R	N.R	N.R	N.R	N.R
Nov. 2016	0.0	0.0	N.R	N.R	N.R	N.R	N.R	N.R	N.R	N.R
Jun. 2017	58.9	42.0	53.0	28.1	10.1	0.0	2.0	47.0	0.0	0.0
July. 2017	33.2	77.0	48.0	97.0	10.4	0.0	47.0	78.8	0.0	0.0
Aug. 2017	65.6	66.0	77.0	141.0	N.R	0.0	33.0	14.7	0.0	0.0
Sep. 2017	26.4	36.0	Tr	55.5	N.R	0.0	2.0	0.0	0.0	0.0
Oct. 2017	0.0	0.0	0.0	1.0	N.R	0.0	0.0	0.0	0.0	0.0
Nov. 2017	0.0	69.0	14.0	23.0	N.R	N.R	42.0	0.0	0.0	1.0

N.R = Not received

TR = Trace (Rainfall less than 0.1 mm)

Source: Pakistan Meteorological Department, Karachi.

3. ENERGY & MINING

3.1 Production of Crude Oil

Unit: Barrels

Company	Field	Jul,17	Aug,17	Sep,17	Oct,17	Nov,17	Cumulative Total from July 2017	
PUNJAB								
OGDCL	BHALSYEDAN	304	321	303	449	452	1829	
	CHAK NAURANG	9705	9586	9405	9305	10920	48921	
	DAKHNI	21473	21490	6625	13595	24750	87933	
	DHODAK	993	909	878	907	899	4586	
	FIMKASSAR	4980	5020	4950	5115	4950	25015	
	KAL	12390	12494	12830	13330	12900	63944	
	MISSAKISWAL	2170	2087	1800	1997	1962	10016	
	RAJIAN	69780	67264	58962	65205	57635	318846	
	SOGHRI	2807	2985	775	1850	3000	11417	
	SADKAL	1369	1453	1435	1510	1587	7354	
	TOOT	7872	8010	7666	7812	7732	39092	
		Sub Total	133843	131619	105629	121075	126787	618953
	OPL	DHURNAL	4832	4464	3996	5640	8852	27784
		BHANGALI	158	130	132	173	152	745
RATANA		7476	7238	6527	6602	6380	34223	
Sub Total		12466	11832	10655	12415	15384	62752	
POL	BALKASSAR	11245	11200	10319	9907	10370	53041	
	BELA	0	0	0	0	0	0	
	DHULIAN	3389	3420	3565	3924	4064	18362	
	KHAUR	197	232	276	237	213	1155	
	JOYAMIR	806	807	781	807	779	3980	
	JHANDIAL				11773	43151	54924	
	MINWAL	3161	3082	2874	2933	2717	14767	
	MEYAL	9002	8696	8501	8751	8856	43806	
	PARIWALI	9686	9726	9605	10108	9127	48252	
	PINDORI	5764	5735	5317	7411	5838	30065	
	TURKWAL	822	805	740	698	739	3804	
	Sub Total	44072	43703	41978	56549	85854	272156	
MPCL	GHAURI	13190	12990	12382	12640	12141	63343	
	KALABAGH	8957	7724	6930	6574	6198	36383	
	HALINI	21863	20726	18933	19336	19088	99946	
	HALINI DEEP	29623	30031	28529	13355	26699	128237	
	Sub Total	73633	71471	66774	51905	64126	327909	
PPL	ADHI	219790	211315	193563	180124	231317	1036109	
	Sub Total	219790	211315	193563	180124	231317	1036109	
DEWAN	RODHO SALSABIL	1732	1854	1798	1807	1746	8937	
	Sub Total	1732	1854	1798	1807	1746	8937	
	TOTAL	485536	471794	420397	423875	525214	2326816	
SINDH								
OPPL	ZAMZAMA	12266	11662	10943	11286	9527	55684	
	Sub Total	12266	11662	10943	11286	9527	55684	
UEPL	AASSU	9148	9007	8465	8721	7759	43100	
	ALI	152	0	1032	526	130	1840	
	Bari					12222	12222	
	BIJORO	631	361	384	602	662	2640	
	BHATTI/NAKURJI	0	0	0	0	0	0	

Contd.

3.1 Production of Crude Oil

Unit: Barrels

Company	Field	Jul,17	Aug,17	Sep,17	Oct,17	Nov,17	Cummulative Total from July 2017
PUNJAB							
	BAKSH DEEP	0	0	0	0	0	0
	BABARKI				417	2260	2677
	BAGO				537	0	537
	BHANOKI	0	0	0	0	0	0
	BUKHARI DEEP	12080	7754	6123	2238	2553	30748
	CHAMAN	41	0	0	0	0	41
	DABHI (South)	1387	1158	705	151	14366	17767
	DABHI (North)	429	1058	1819	427	412	4145
	DANG	0	0	0	0	0	0
	GHARO	2071	2024	2031	1406	2221	9753
	GHUNGHRO	586	1375	722	2169	1561	6413
	GOLRACHI	0	0	0	0	1	1
	HALIPOTA	24643	21729	19856	10525	3483	80236
	JABO	2697	2380	2806	2838	2706	13427
	JAGIR	278	506	851	896	682	3213
	JHABERI SOUTH	59	0	0	0	0	59
	JARAR DEEP	24	0	0	0	0	24
	JAN	2298	2292	1376	1812	1650	9428
	KATO	36	0	24	0	0	60
	KAMAL NORTH	5618	5481	4584	6049	5997	27729
	KHASKELI	4257	3831	3807	4141	3831	19867
	KHASKELI DOWN THROW	491	402	393	536	560	2382
	KHOREWAH	701	1287	368	1331	1088	4775
	KHOREWAH DEEP	0	0	0	0	0	0
	KORAI	1265	1673	1788	1914	4083	10723
	KUMBH	0	241	1178	10211	6243	17873
	LAGHARI	0	0	0	0	0	0
	LIMU NORTH	0	0	0	0	0	0
	LODANO	780	813	735	634	680	3642
	LODANO DEEP	1902	2153	1965	1526	1860	9406
	MAKDUMPUR	1048	0	0	0	0	1048
	MAZARI	27183	21240	21126	56005	79245	204799
	MEYUN ISMAIL DEEP	216	208	141	225	180	970
	MEYUN ISMAIL	850	770	383	801	772	3576
	MAKRANI	0	0	0	0	0	0
	MISSRI	1191	1149	927	1107	1196	5570
	MOHANO	998	1040	1045	1147	1076	5306
	MOHRI				11584	10093	21677
	MOHIB	5644	0	0	0	0	5644
	MUBAN	5408	4803	4109	5132	4421	23873
	MAHI	0	0	0	0	0	0
	MURID	2091	1657	2671	2824	3080	12323
	NAIMAT BASAL 2X	840	0	0	0	0	840
	NAIMAT BASAL	0	0	0	0	0	0
	NAIMAT WEST	22052	18046	19980	22263	22014	104355
	NORTH AKARI	1028	1304	1016	834	1029	5211
	ODEROLAL				30140	32092	62232
	PANIRO	1744	1636	1744	1633	1457	8214

Contd.

3.1 Production of Crude Oil

Unit: Barrels

Company	Field	Jul,17	Aug,17	Sep,17	Oct,17	Nov,17	Cummulative Total from July 2017
PUNJAB							
	PIARO DEEP	143	139	118	106	133	639
	PIARO DEEP BASAL	0	0	0	0	0	0
	RAJANI	16161	13101	14776	17657	17561	79256
	RAHIM 1 X	6844	5708	3817	4179	4351	24899
	RAHIM 2X	5207	4332	7375	6622	8195	31731
	RAWAT	0	0	506	0	542	1048
	RAWAT NORTH	0	0	2292	0	3633	5925
	SAHU	0	11	0	0	0	11
	SAJAN	262	236	125	0	0	623
	SALEH	421	1247	4501	23789	24080	54038
	SAMAN	0	0	0	0	0	0
	SAKHI	0	0	0	0	170	170
	SAKHI DEEP	0	0	0	0	0	0
	SONRO	4679	7894	6734	7394	6866	33567
	SOUTH BUZDAR DEEP	7762	6772	6079	6037	5796	32446
	SOUTH MAZARI	9457	8421	8766	8803	8859	44306
	SOUTH MAZARI DEEP	13948	14243	13334	13287	9622	64434
	SOHRAB	0	0	0	1364	0	1364
	SOHRAB DEEP	2075	1344	1420	0	1725	6564
	SHEIKHANO	5056	4328	4205	3602	3420	20611
	SUTIARI DEEP	5414	4840	5474	6077	6037	27842
	SUMAR DEEP	677	150	689	88	598	2202
	SALAMAT	2355	1919	1953	0	708	6935
	THEBO	1102	1048	163	978	1212	4503
	TANDO GHULAM ALI	0	0	0	0	0	0
	THARO	60	0	0	0	0	60
	TAJEDI	1096	166	1574	1184	1329	5349
	TANGRI	1811	1420	1356	1427	1413	7427
	TANGRI DEEP	322	309	201	251	321	1404
	TURK	580	2123	2735	2548	3553	11539
	TURK DEEP	357	302	624	298	1211	2792
	UMER	375	101	1830	1380	897	4583
	ZAUR	3059	6313	5162	4280	4283	23097
	Sub Total	231090	203845	209963	304653	350180	1299731
OGDCL							
	BOBI	10510	11090	11070	11210	10800	54680
	CHANDIO					78	78
	BALUCH	0	0	0	0	0	0
	CHAK 2	28747	18726	31622	34658	33004	146757
	CHAK 7A	1235	1135	1204	1266	1200	6040
	CHAK 63	19606	7691	4570	4866	4731	41464
	CHAK 63 SOUTH EAST	11732	8181	11176	10505	10141	51735
	CHAK 66 NE	0	0	0	0	0	0
	DARS	13906	13822	5442	13251	13126	59547
	DARS WEST	17843	19045	6403	17874	17458	78623
	DARS DEEP	5032	5087	3617	3959	3723	21418
	HAKEEM DAHO	10999	7531	11817	11038	10426	51811
	NIM	210	195	0	1040	1225	2670
	NUR BAGHLA	796	808	749	706	738	3797

Contd.

3.1 Production of Crude Oil

Unit: Barrels

Company	Field	Jul,17	Aug,17	Sep,17	Oct,17	Nov,17	Cumulative Total from July 2017
PUNJAB							
	NOORAI JAGR	0	0	0	0	0	0
	JAKHRO	780	436	1033	1012	941	4202
	JARWAR	3475	3505	2960	3175	3015	16130
	KUNNAR	108197	126832	121193	123883	97016	577121
	KUNNAR WEST	4414	3686	3111	4017	3900	19128
	KUNNAR SOUTH	0	0	2127	5220	5943	13290
	KUNNAR PASAKHI DEEP	38469	36254	20395	33948	38506	167572
	LASHARI CENTRE	13655	13725	13250	13415	13135	67180
	LALA JAMALI	3300	3074	7984	10210	9884	34452
	MISSAN	3075	3025	2975	3050	2950	15075
	PALI	6975	6855	6565	6280	5220	31895
	PALI DEEP	0	0	0	0	0	0
	PASAKI	75355	78175	76735	77865	76570	384700
	PASAKI NORTH	18600	1085	0	0	0	19685
	PASAKI EAST	3855	3776	2542	1440	3730	15343
	PASAKI NORTH EAST	5600	5600	5450	5645	5350	27645
	PASAKI DEEP WEST	0	0	0	0	0	0
	QADIR PUR	12395	11275	10740	12695	12675	59780
	SHAH	4168	4128	2587	3823	3596	18302
	SONO	20435	20250	19880	21195	20660	102420
	RESHAM	0	0	0	0	199	199
	TANDO ALAM	17195	17245	16605	17320	16600	84965
	TANDO ALLAH YAR	14750	15080	10177	14130	22111	76248
	THORA DEEP	5741	5668	2427	3106	2905	19847
	THORA	8695	8660	8460	8700	8475	42990
	UNAR	3460	3447	2705	3306	3458	16376
	Sub Total	493205	465092	427571	483808	463489	2333165
PPL							
	ADAM	1329	1411	1290	566	1106	5702
	ADAM WEST	943	928	977	1113	1219	5180
	KANDH KOT	309	226	310	267	367	1479
	KABIR	0	0	0	116	987	1103
	SHARF	19079	20208	19386	15671	19096	93440
	SHAHDAD	2782	2909	3290	2582	2874	14437
	MAZARANI	314	352	374	313	403	1756
	Sub Total	24756	26034	25627	20628	26052	123097
MPCL							
	AQEEQ					658	658
	MARI	1481	1493	1217	1441	1285	6917
	SUJJAL	2668	3853	4116	4277	3971	18885
	SUJAWAL	718	1446	1149	927	843	5083
	Sub Total	4867	6792	6482	6645	6757	31543
Eni(Pak)							
	BHIT	6727	7528	8525	6788	6167	35735
	BADHRA	1116	989	1043	926	906	4980
	KADANWARI	447	87	525	369	382	1810
	Sub Total	8290	8604	10093	8083	7455	42525
OMV							
	LATIF	607	303	610	921	620	3061
	MIANO	1086	218	1314	858	853	4329
	Sub Total	1693	521	1924	1779	1473	7390
OMV Maurice							
	MEHAR	19559	19117	16226	12572	18159	85633

Contd.

3.1 Production of Crude Oil

							Unit: Barrels
Company	Field	Jul,17	Aug,17	Sep,17	Oct,17	Nov,17	Cummulative Total from July 2017
PUNJAB							
	SOFIYA					37140	37140
	Sub Total	19559	19117	16226	12572	55299	122773
	TOTAL	795726	741667	708829	849454	920232	4015908
KHYBER .P.K							
OGDCL	CHANDA	39595	40310	42738	58630	54310	235583
	NASPHA	711743	698277	662394	616350	577053	3265817
	MELA	40915	41115	38295	39420	39730	199475
	Sub Total	792253	779702	743427	714400	671093	3700875
MOL	MANZALAI	11878	13715	12954	14318	13061	65926
	MAMIKHEL	18191	22115	20842	22084	21121	104353
	MARAMZAI	122165	133267	125961	145154	143154	669701
	MAKORI	942	1244	1039	1257	1160	5641
	MAKORI DEEP	59310	77679	65420	75660	72283	350352
	MARDANKHEL	95304	103289	87655	102764	99805	488817
	MAKORI EAST	423737	408113	309581	378851	354665	1874947
	Sub Total	731527	759422	623452	740088	705249	3559738
	TOTAL	1523780	1539124	1366879	1454488	1376342	7260613
BALUCHISTAN							
OGDCL	UCH	982	876	869	683	1260	4670
	Sub Total	982	876	869	683	1260	4670
MPCL	ZARGHUN SOUTH	165	179	185	188	159	876
	Sub Total	165	179	185	188	159	876
PPL	SUI	723	1080	1114	1071	1612	5600
	Sub Total	723	1080	1114	1071	1612	5600
	TOTAL	1870	2135	2168	1942	3031	11146
	GRAND TOTAL	2806912	2754720	2498273	2729759	2824819	13614483

3.2 Production of Natural Gas

Unit:(MCFT)

COMPANY	Field	Jul,17	Aug,17	Sep,17	Oct,17	Nov,17	Cummulative Total from July 2017
PUNJAB							
OGDCL	DAKHNI	773.73	745.37	242.86	569.30	743.72	3074.98
	BAHU	28.11	27.24	25.70	26.25	24.30	131.60
	BHALSYEDAN	2.43	2.44	2.38	2.19	2.04	11.48
	FIMKASSAR	3.36	3.26	3.15	3.26	3.15	16.18
	DHODAK	102.30	102.30	99.00	102.30	99.00	504.90
	KAL	1.53	1.52	1.50	1.55	1.49	7.59
	MISSAKISWAL	4.24	4.19	3.90	3.87	3.76	19.96
	NANDPUR/PANJPIR	222.31	222.31	211.80	219.04	214.01	1089.47
	RAJIN	36.13	35.32	32.69	32.84	29.21	166.19
	SOGHRI	257.28	278.49	78.26	186.87	253.85	1054.75
	TOOT	31.62	31.62	30.60	31.62	30.60	156.06
	SADKAL	55.45	60.56	53.98	54.26	53.87	278.12
	SUB TOTAL	1518.49	1514.62	785.82	1233.35	1459.00	6511.28
	OPL	DHURNAL	15.72	15.44	15.67	18.20	25.38
BHANGALI		0.40	0.34	0.33	0.40	0.31	1.78
RATANA		178.05	169.81	160.06	160.00	152.97	820.89
SUB TOTAL	194.17	185.59	176.06	178.60	178.66	913.08	
POL	BALKASSAR	0.89	1.04	1.08	1.00	1.01	5.02
	BELA	0.00	0.00	0.00	0.00	0.00	0.00
	DHULIAN	62.08	59.45	60.60	62.36	58.02	302.51
	MEYAL	65.88	65.88	64.55	66.97	64.96	328.24
	JHANDIAL				61.35	374.59	435.94
	PARIWALI	121.99	114.21	109.03	114.79	107.19	567.21
	PINDORI	18.71	18.56	17.98	24.49	20.04	99.78
	TURKWAL	1.55	1.55	1.50	1.53	1.50	7.63
SUB TOTAL	271.10	260.69	254.74	332.49	627.31	1746.33	
PPL	ADHI	2255.00	2245.00	2157.00	1906.00	2262.75	10825.75
	SUB TOTAL	2255.00	2245.00	2157.00	1906.00	2262.75	10825.75
MPCL	HALINI	23.04	23.11	20.94	15.64	23.57	106.30
	HALINI DEEP	49.81	51.90	50.73	31.34	42.83	226.61
	KALABAGH	182.02	188.03	175.21	175.45	164.75	885.46
	SUB TOTAL	254.87	263.04	246.88	222.43	231.15	1218.37
DEWAN	RODHO(SALSABIL)	260.70	285.24	275.18	280.65	265.33	1367.10
	SUB TOTAL	260.70	285.24	275.18	280.65	265.33	1367.10
	TOTAL	4754.33	4754.18	3895.68	4153.52	5024.20	22581.91
SINDH							
OPPL	ZAMZAMA	2535.22	2410.95	2284.00	2314.88	2272.92	11817.97
	SUB TOTAL	2535.22	2410.95	2284.00	2314.88	2272.92	11817.97
UEPL	ALI	131.39	85.35	851.46	674.31	204.32	1946.83
	AASSU	3.63	3.53	3.38	3.41	3.52	17.47
	BUKHARI DEEP	767.43	573.81	359.64	221.13	169.97	2091.98
	BHATTI/NAKURJI	0.05	5.12	18.38	16.94	16.81	57.30
	BABARKI				185.12	188.63	373.75
	BARI					4.70	4.70
	BAGO				31.82	27.13	58.95
	BAKSH DEEP	0.00	0.00	0.00	0.00	0.00	0.00
	BIJORO	1.72	0.90	0.83	0.67	0.69	4.81
	CHAMAN				27.88	34.10	61.98
	BHANOKI	0.00	0.00	0.00	0.00	0.00	0.00
	BILAL	0.00	0.00	0.00	0.00	0.00	0.00
	CHAMAN	46.20	58.13	53.32	0.00	0.00	157.65
	DABHI SOUTH	8.97	8.77	9.15	3.72	78.36	108.97
	DABHI NORTH	0.37	0.51	0.98	0.72	0.60	3.18
	DANG	0.00	0.00	0.00	0.00	0.00	0.00
DUPHRI	0.00	0.00	0.00	0.00	0.00	0.00	
FATEH SHAH NORTH	0.00	0.00	0.00	0.00	0.00	0.00	
GHUNGRO	0.45	0.48	0.55	0.81	0.77	3.06	
GHARO	0.59	0.55	0.53	0.52	0.62	2.81	
GOLARCHI	0.19	3.04	2.27	1.76	0.00	7.26	
HAIDER DEEP	6.51	6.34	0.00	0.00	4.69	17.54	

Contd.

3.2 Production of Natural Gas

Unit:(MCFT)

COMPANY	Field	Jul,17	Aug,17	Sep,17	Oct,17	Nov,17	Cummulative Total from July 2017
PUNJAB							
	HALIPOTA	31.04	7.44	23.25	17.91	78.91	158.55
	JABO	3.41	3.32	3.51	3.62	3.49	17.35
	JARAR DEEP	4.60	5.94	6.50	1.76	0.00	18.80
	JOGWANI	0.00	0.00	0.00	0.00	0.00	0.00
	JAGIR	0.16	0.09	0.06	0.03	0.06	0.40
	JAN	0.30	0.29	0.29	0.31	0.30	1.49
	KATO	6.92	6.32	5.79	6.27	6.71	32.01
	KAMAL NORTH -1	35.89	28.24	23.56	32.29	28.94	148.92
	KAUSAR	51.41	40.08	30.30	35.14	33.24	190.17
	KHASKHELI	11.84	11.29	12.79	15.32	15.29	66.53
	KHASKHELI DOWN THROWN	0.87	0.76	0.68	0.83	0.75	3.89
	KHOREWAH	65.82	75.17	70.36	82.92	82.88	377.15
	KHOREWAH DEEP	2.96	3.22	3.83	3.47	2.83	16.31
	KORAI	117.87	105.44	127.68	106.50	526.42	983.91
	KUMBH	21.02	20.17	19.96	9.59	4.62	75.36
	LAGHARI	0.00	0.00	0.00	0.00	0.00	0.00
	LODANO	9.46	9.57	8.15	9.41	10.79	47.38
	LODANO DEEP	8.83	11.40	10.69	11.85	14.04	56.81
	LIARI DEEP	0.00	0.00	0.00	0.00	19.84	19.84
	LIMU NORTH	10.09	6.31	4.31	1.36	2.48	24.55
	LIMU EAST	0.00	0.00	0.00	0.00	0.00	0.00
	MAKHDUM PUR	18.68	0.00	0.00	0.00	0.00	18.68
	MAKHDUM PUR DEEP	0.00	0.00	0.00	0.00	0.00	0.00
	MAKRANI	0.00	0.00	0.00	0.00	0.18	0.18
	MAZARI	85.87	76.53	69.67	85.56	157.60	475.23
	MAHI	5.58	4.53	0.00	0.00	0.00	10.11
	MALKANI	4.27	3.79	3.25	4.12	4.89	20.32
	MEYUN ISMAIL DEEP	19.10	19.48	12.82	20.30	17.68	89.38
	MISSRI	1.57	1.57	1.41	1.64	1.76	7.95
	MOHIB	161.30	19.25	0.00	0.00	0.30	180.85
	MOHANO	0.73	0.73	0.81	0.80	0.72	3.79
	MOHRI	0.00	0.00	0.00	372.39	366.41	738.80
	MUBAN	2.60	2.28	2.26	3.24	3.32	13.70
	MURID	1.13	1.40	1.54	1.45	1.58	7.10
	NAIMAT BASAL	58.00	55.97	58.66	48.81	49.02	270.46
	NAIMAT BASAL 2X	19.62	2.04	0.97	3.43	3.16	29.22
	NAIMAT WEST	3558.63	3100.86	3256.51	3190.34	3282.43	16388.77
	NANDO	0.00	0.00	0.00	0.00	0.00	0.00
	NURPUR DEEP	1.93	1.75	0.00	0.21	0.60	4.49
	ODEROIAL				285.44	315.48	600.92
	NORTH AKRI	0.22	0.23	0.23	0.20	0.24	1.12
	PANIRO	2.23	2.94	2.72	2.67	2.61	13.17
	PIARO DEEP	6.91	6.48	5.85	6.19	6.79	32.22
	PIARO DEEP BASAL	16.44	19.52	18.08	32.24	60.21	146.49
	QASIM DEEP	37.53	42.55	24.45	28.32	26.84	159.69
	RAHIM NORTH	4.75	3.96	3.35	2.22	2.49	16.77
	RAHIM 1X	10.45	10.32	14.93	26.37	26.22	88.29
	RAHIM 2X	27.89	21.23	15.38	5.18	11.18	80.86
	RAJANI	5942.88	5496.82	5613.40	5830.79	5144.64	28028.53
	RAWAT	0.00	0.00	0.83	0.00	0.76	1.59
	RAWAT NORTH	0.00	0.00	1.72	0.00	3.79	5.51
	RAGNI DEEP	6.21	6.27	5.59	6.47	6.14	30.68
	SALEH	0.32	0.03	0.00	27.04	37.69	65.08
	SAKHI	0.00	0.00	3.82	0.00	0.55	4.37
	SAKHI DEEP	22.31	15.93	6.32	19.10	24.57	88.23
	SAKHI SOUTH DEEP	0.00	0.00	0.00	0.00	0.00	0.00
	SAMAN	0.00	0.00	0.00	0.00	0.00	0.00
	SALAMAT	767.85	693.37	695.99	1.05	283.14	2441.40
	SAHU	0.00	3.87	0.00	1.06	2.09	7.02
	SAJAN	82.70	88.60	46.52	0.00	0.00	217.82

Contd.

3.2 Production of Natural Gas

Unit:(MCFT)

COMPANY	Field	Jul,17	Aug,17	Sep,17	Oct,17	Nov,17	Cummulative Total from July 2017
PUNJAB							
	SIRAJ SOUTH	0.48	0.00	0.00	0.00	0.00	0.48
	SONRO	16.23	6.36	8.23	14.75	9.47	55.04
	SOUTH MAZARI	4.34	3.88	2.95	2.46	3.66	17.29
	SOUTH MAZARI DEEP	19.97	9.21	11.48	20.18	8.57	69.41
	SOHRAB DEEP	1089.05	962.33	753.78	732.68	672.72	4210.56
	SUMAR DEEP	95.62	80.79	135.38	111.20	112.05	535.04
	SOUTH BUZDAR	0.00	0.00	0.00	0.00	95.11	95.11
	SOUTH BUZDAR DEEP	39.83	47.11	43.04	75.61	100.11	305.70
	SHEIKHANO	6.51	3.20	3.12	3.19	4.84	20.86
	SUTIARI DEEP	1691.48	1347.70	2254.79	3060.15	3153.71	11507.83
	SUHRAT	0.00	0.00	0.00	0.00	0.00	0.00
	TANDO GHULAM ALI	23.67	23.44	22.65	42.67	24.69	137.12
	TANGRI	2.69	2.65	2.64	2.52	2.45	12.95
	TANGRI DEEP	7.44	5.07	5.41	4.42	7.42	29.76
	TAJEDI	0.13	0.07	0.17	0.18	0.17	0.72
	THEBO	28.47	22.89	6.64	20.22	29.22	107.44
	THARO	109.04	104.17	84.88	7.55	78.23	383.87
	TURK	35.33	44.03	42.04	43.76	45.80	210.96
	TURK DEEP	75.65	80.74	75.46	74.93	89.07	395.85
	UMER	1.54	1.52	90.68	68.36	80.31	242.41
	USMAN	0.00	0.00	0.00	0.00	0.00	0.00
	ZAUR	9.06	9.49	7.66	8.71	9.50	44.42
	ZAUR WEST	0.00	0.00	0.00	0.00	0.00	0.00
	ZAUR DEEP	4.16	4.05	3.86	4.36	4.61	21.04
	SUB TOTAL	15478.38	13542.58	15074.14	15811.92	15943.29	75850.31
OGDCL							
	BOBI	172.77	173.60	168.00	173.60	168.00	855.97
	CHANDIO					3.50	3.50
	BALUCH	0.00	0.00	0.00	0.00	0.00	0.00
	CHAK 2	613.71	416.93	605.61	630.38	617.34	2883.97
	CHAK 7A	15.51	13.39	12.39	12.82	12.53	66.64
	CHAK 63	193.01	74.28	33.04	37.68	36.30	374.31
	CHAK 63 SOUTH EAST	68.35	57.99	85.69	72.57	71.07	355.67
	CHAK 66NE	0.00	0.00	0.00	0.00	0.00	0.00
	DACHRAPUR	107.08	153.14	271.30	263.01	240.43	1034.96
	DARS	204.60	208.30	87.91	231.49	226.69	958.99
	DARS WEST	288.30	301.98	110.43	286.55	279.50	1266.76
	DARS DEEP	324.50	357.03	269.35	226.53	166.65	1344.06
	HAKHEEM DAHO	179.77	125.84	228.70	237.64	232.72	1004.67
	LALA JAMALI	169.18	126.78	222.89	239.82	234.86	993.53
	JAKHRO	41.08	32.16	49.90	54.31	54.52	231.97
	MARU-RETI	339.02	363.76	222.24	133.82	233.44	1292.28
	NUR BAGHLA	80.30	77.30	73.80	69.45	65.40	366.25
	NOORAI JAGIR	0.42	0.00	0.00	0.00	0.00	0.42
	NIM	8.94	7.58	0.00	0.00	24.03	40.55
	PASAKHI	20.62	20.62	19.95	20.62	19.95	101.76
	PASAKI EAST	347.20	353.05	259.53	104.00	294.00	1357.78
	PASAKI DEEP WEST	0.00	0.00	0.00	0.00	0.00	0.00
	QADIRPUR	10192.49	9948.85	9475.78	9617.23	9132.68	48367.03
	RESHAM					3.67	3.67
	KUNNAR	342.84	337.09	322.84	331.48	307.65	1641.90
	KUNNAR PASAKHI DEEP	2949.56	2777.83	1828.74	3024.99	3420.96	14002.08
	KUNNAR WEST	340.27	295.70	278.35	337.86	337.94	1590.12
	KUNNAR SOUTH	0.00	0.00	156.30	416.18	454.11	1026.59
	SARI HUNDI	43.59	45.96	48.12	46.27	43.21	227.15
	SHAH	344.10	355.59	233.25	343.15	326.80	1602.89
	TANDO ALLAH YAR	322.80	336.80	222.85	383.57	531.05	1797.07
	THORA DEEP	5.74	462.69	212.42	267.75	269.66	1218.26
	PAKHRO	451.00	13.84	1.59	0.00	0.00	466.43
	UNAR	256.60	266.58	249.50	322.80	383.92	1479.40
	SUB TOTAL	18423.35	17704.66	15750.47	17885.57	18192.58	87956.63

Contd.

3.2 Production of Natural Gas

Unit:(MCFT)

COMPANY	Field	Jul,17	Aug,17	Sep,17	Oct,17	Nov,17	Cummulative Total from July 2017
PUNJAB							
PPL	ADAM	92.00	88.00	77.00	58.00	97.54	412.54
	ADAM WEST	491.00	495.00	482.00	392.00	449.76	2309.76
	CHACHAR	89.00	89.00	75.00	83.00	65.73	401.73
	KANDHKOT	7343.00	7281.00	5897.00	6265.00	5392.66	32178.66
	KABIR				2.00	15.40	17.40
	SHAHADAD	292.00	292.00	282.00	243.00	272.47	1381.47
	SHARF	1509.00	1556.00	1520.00	1264.00	1523.23	7372.23
	MAZRANI	158.00	153.00	147.00	149.00	141.47	748.47
	SUB TOTAL	9974.00	9954.00	8480.00	8456.00	7958.26	44822.26
MPCL	KOONJ-1A	25.92	26.70	25.22	26.02	24.48	128.34
	AQEEQ					101.74	101.74
	MARI	20804.39	21212.17	19464.52	18100.39	19287.28	98868.75
	SUJJAL	365.07	507.16	496.14	501.68	490.66	2360.71
	SUJAWAL	113.76	204.81	148.73	155.15	137.72	760.17
	SUB TOTAL	21309.14	21950.84	20134.61	18783.24	20041.88	102219.71
ENI (PAK)	BHIT	3650.51	4249.15	4271.07	4349.23	3853.46	20373.42
	BADHRA	2502.08	2419.96	2247.03	2318.42	2423.94	11911.43
	KADANWARI	1226.84	1132.61	992.71	1032.89	1015.50	5400.55
	SUB TOTAL	7379.43	7801.72	7510.81	7700.54	7292.90	37685.40
OMV	MIANO	2029.00	1924.50	1746.00	1649.00	1462.00	8810.50
	LATIF	1268.00	1221.07	1127.00	1171.00	1010.00	5797.07
	SAWAN	1784.00	1766.18	1571.00	1797.00	1662.00	8580.18
	TAJJAL	70.00	69.12	66.00	68.00	65.00	338.12
	SUB TOTAL	5151.00	4980.87	4510.00	4685.00	4199.00	23525.87
OMV MAURICE	SAQIB	0.00	0.00	0.00	0.00	0.00	0.00
	MEHAR	369.67	366.99	316.58	238.84	330.66	1622.74
	SOFIYA					442.14	442.14
	SUB TOTAL	369.67	366.99	316.58	238.84	330.66	1622.74
PEL	BADAR	563.73	561.36	540.45	555.76	536.02	2757.32
	BLOCK-22	340.49	332.25	320.35	343.41	323.07	1659.57
	SUB TOTAL	904.22	893.61	860.80	899.17	859.09	4416.89
POGC	REHMAN	317.26	469.89	517.75	568.33	584.96	2458.19
	RIZQ	371.78	346.47	278.29	370.36	381.28	1748.18
	SUB TOTAL	689.04	816.36	796.04	938.69	966.24	4206.37
	TOTAL	82213.45	80422.58	75717.45	77713.85	78056.82	394124.15
KHYBER .P.K							
OGDCL	CHANDA	87.14	80.89	82.09	113.87	111.46	475.45
	NASHPA	2976.26	2950.13	2842.00	2733.37	2487.33	13989.09
	MELA	215.54	209.42	200.29	207.48	201.33	1034.06
	SUB TOTAL	3278.94	3240.44	3124.38	3054.72	2800.12	15498.60
MOL	MAKORI	15.24	21.07	18.89	22.89	21.66	99.75
	MAKORI EAST	2627.91	2627.82	2074.79	2569.04	2487.51	12387.07
	MAKORI DEEP	169.64	222.17	187.11	216.40	206.66	1001.98
	MARDANKHEL	1204.33	1274.57	1064.89	1230.44	1176.41	5950.64
	MAMIKHEL	651.94	791.43	746.46	753.50	716.34	3659.67
	MANZALAI	894.01	1013.30	951.83	1004.88	4213.14	8077.16
	MARAMZAI	3690.89	3987.43	3788.60	4320.01	907.90	16694.83
	SUB TOTAL	9253.96	9937.79	8832.57	10117.16	9729.62	47871.10
	TOTAL	12532.90	13178.23	11956.95	13171.88	12529.74	63369.70
BALUCHISTAN							
OGDCL	LOTI	838.36	837.02	825.13	833.62	806.61	4140.74
	PIRKOH	243.60	230.50	219.10	232.46	234.90	1160.56
	UCH	12047.70	12308.74	10884.00	9311.27	12060.13	56611.84
	SUB TOTAL	13129.66	13376.26	11928.23	10377.35	13101.64	61913.14
MPCL	ZARGHUM SOUTH	478.75	474.78	480.06	543.34	513.92	2490.85
	SUB TOTAL	478.75	474.78	480.06	543.34	513.92	2490.85
PPL	SUI	13107.00	13027.00	12563.00	12933.00	12434.97	64064.97
	SUB TOTAL	13107.00	13027.00	12563.00	12933.00	12434.97	64064.97
	TOTAL	26715.41	26878.04	24971.29	23853.69	26050.53	128468.96
	GRAND TOTAL	126216	125233	116541	118893	121661	608544.72

3.3 Company wise Production of Crude Oil and Natural Gas for the Month of November, 2017

Name of Company	Crude Oil (US Barrels)	Number of Oil Fields	% Share in Total Production	Natural Gas (MCFt)	Number of Gas Fields	% Share in Total Production
OGDCL	1262629	45	44.70	35553.34	45	29.22
PPL	258981	8	9.17	22655.98	9	18.62
MPCL	71042	8	2.51	20786.95	8	17.09
OPPL	9527	1	0.34	2272.92	1	1.87
UEPL	350180	57	12.40	15943.29	73	13.10
Eni(Pak)	7455	3	0.26	7292.90	3	5.99
OMV	1473	2	0.05	4199.00	4	3.45
OMV Maurice	55299	1	1.96	330.66	1	0.27
OPL	15384	3	0.54	178.66	3	0.15
POL	85854	9	3.04	627.31	6	0.52
Dewan	1746	1	0.06	265.33	1	0.22
MOL	705249	7	24.97	9729.62	7	8.00
PEL	-	-	-	859.09	2	0.71
POGC	-	-	-	966.24	2	0.79
Total	2824819	145	100	121661	165	100

3.4 Province wise Production of Crude Oil and Natural Gas for the Month of November, 2017

Province	Crude Oil (US Barrels)	Number of Oil Fields	% Share in Total Production	Natural Gas (MCFt)	Number of Gas Fields	% Share in Total Production
Punjab	525214	29	18.6	5024.2	26	4.1
Sindh	920232	103	32.6	78056.8	124	64.2
KPK	1376342	10	48.7	12529.7	10	10.3
Balochistan	3031	3	0.1	26050.5	5	21.4
Total	2824819	145	100.0	121661	165	100.0

Source: Directorate General of Petroleum concession
M/O Petroleum & Natural Resources Islamabad.

3.5 Production of Crude Oil, Natural Gas and Electricity

Year / Month	Crude Oil (000 Barrels)	Natural Gas (MCFT)	Total (Elec. Gen. in (GWH)	Nuclear	Hydel	Thermal	Alternate Energy
2012-13	27841	1505839	98535	4553	30243	63739	----
2013-14	31585	1493686	105248	4902	31698	68648	----
2014-15	34490	1465758	108482	5804	32286	69886	506
2015-16	31652	1481551	115073	4602	33912	75009	1549
2016-17	32269	1471854	123875	6658	32066	82144	3007
2016 Nov	2683	122152	8229	2801	4926*	96*	406
Dec	3007	127045	8126	1621	5891*	93*	521
2017 Jan	3005	126529	7196	508	5924*	97*	667
Feb	2629	115553	7444	1463	5226*	99*	656
Mar	2818	126047	8440	1262	6347*	102*	729
Apr	2766	116561	9757	1979	7117*	143*	518
May	2567	123389	12174	3290	8140*	186*	558
Jun	2743	121836	11818	3483	7588*	194*	553
Jul	2807	126216	13988*	524	3877	9241	346
Aug	2755	125233	14419*	801	4230	9055	333
Sep	2498	116541	12873*	879	4184	7533	276
Oct	2730	118893	11745*	952	2425	8180	188
Nov	2825	122103	8052*	725	2236	4924	167

* = Provisional

Source i) Directorate General of Petroleum concession
M/O Petroleum & Natural Resources Islamabad
ii) Electricity Generating Establishments

3.6 Mineral Production

(Thousand Tonnes)

Year / Month	Arg Clay	Coal	Gypsum	Lime Stone	Marble	Rock Salt	Silica Sand	
2012-13	4513	2813	1250	38932	2360	2160	356	
2013-14	4935	3340	1326	38787	2920	2220	298	
2014-15	5097	3408	1417	40470	2816	2136	268	
2015-16	5327	3749	1872	48297	4749	3553	396	
2016-17	5954	3954	2080	52149	4904	3534	337	
2016	Nov	456	442	152	5170	332	270	26
	Dec	580	285	190	4588	371	306	25
2017	Jan	531	348	161	4066	329	307	31
	Feb	541	348	174	4023	496	308	29
	Mar	495	344	148	4041	529	320	22
	Apr	465	428	156	5143	485	248	22
	May	525	356	153	5645	550	333	22
	Jun	443	271	198	4787	317	282	26
	Jul	410	233	182	4780	441	309	20
	Aug	473	248	198	4913	633	340	19
	Sep	494	229	155	5749	399	406	26
	Oct	556	433	175	5354	697	302	26
	Nov	576	478	251	5126	705	275	28

* = Provisional

Contd.

3.6 Mineral Production

(Tonnes)

Year / Month	Barytes	Bauxite	Bentonite	Calcite	Chalk	China Clay	Copper Ore	Copper Blister	Chromite	Dolomite	Emerald (Unit: Gram)	Feldspar	Fire Clay	
2012-13	118471	25288	26077	550	810	22917	---	12285	136443	335819	695	38218	454645	
2013-14	133658	31156	40374	562	1005	16191	2919	8930	85585	720633	923	92672	465251	
2014-15	118773	24689	23283	1694	515	18956	173	6718	101762	222378	3152	38568	404945	
2015-16	157858	57024	41506	1610	231	21683	0	2389	69333	716611	3105	316289	550977	
2016-17	91711	75375	41635	4448	0	28670	1065	20	105238	301333	2293	273468	584478	
2016	Nov	62	9895	4017	416	N.R	2824	114	---	11112	17215	154	19100	42971
	Dec	1211	11152	3275	592	N.R	2971	50	---	12613	14719	282	32974	60914
2017	Jan*	22215	5950	4387	612	N.R	2796	90	---	7337	12865	198	21847	45151
	Feb*	19868	4593	5316	846	N.R	1692	364	---	7535	19853	127	26761	58194
	Mar	3205	1484	5392	270	N.R	2396	235	20	11794	23448	283	30928	57166
	Apr	7251	3971	4588	162	N.R	2033	61	0	9375	39421	300	22874	54670
	May	11052	3120	3794	540	N.R	2095	151	0	5597	15604	337	25210	61535
	Jun	8647	5414	1785	450	N.R	1361	0	0	2793	17827	192	32956	53759
	Jul	6605	625	1018	576	0	735	0	0	2590	31152	0	167	45140
	Aug	19294	5810	1551	684	0	1896	0	0	8216	33644	156	196	50703
	Sep	2152	6293	2903	0	0	1549	0	0	4784	37031	174	60	46413
	Oct	3133	19139	11487	0	0	2013	87	0	10541	35588	0	0	70056
	Nov	1418	18243	20504	0	0	989	800	0	6959	21792	339	0	53150

* = Provisional

---= Data not supplied by the respective Mines

Contd.

3.6 Mineral Production

(Tonnes)

Year	Month	Flourite	Fullers Earth	Iron ore	Laterite	Magnesite	Magnese	Ocher	Ord Sand/Bajri Sand	Ordinary Stone	Quartz crystal, (Quartz +Quartzite)	Soap Stone	Sulphur
2012-13		13344	4259	408604	328067	6705	290	37769	2141	4890	67107	93214	20610
2013-14		7500	6397	197074	448898	3770	5712	32634	3500	2895	92267	89022	35672
2014-15		5962	8005	328915	427129	4581	4890	33909	2490	2155	38117	116223	19730
2015-16		9494	13740	432156	715668	35228	70	68352	16068	630	90588	115648	14869
2016-17		2263	18245	501664	638683	19656	1220	86080	50921	32572	98909	152279	23740
2016	Nov	0	3406	42263	60477	1504	0	7493	4650**	0	9264	14730	2252
	Dec	340	581	36683	50892	1444	928	7383	4650**	5792	8985	16294	2457
2017	Jan*	100	707	50317	25224	1603	0	6042	100**	5780	8662	12851	2338
	Feb*	240	362	45627	58629	1524	82	4219	100**	10960	9717	20631	2083
	Mar	420	281	59075	60069	1344	51	7499	2900**	10040	11037	16199	2063
	Apr	117	666	46958	82917	2229	0	5902	2900**	0	7605	14208	2103
	May	125	1399	36932	59812	1468	0	5300	---	0	9153	13684	2183
	Jun	198	209	31955	47982	1732	0	5831	---	0	3575	15062	2103
	Jul	536	2068	23806	43590	2433	0	2500	3830	6322	9250	12499	1778
	Aug	363	1222	30939	44896	3029	0	5946	2680	14281	12249	7787	2213
	Sep	0	475	35513	55974	1102	0	4811	0	12134	8624	10842	720
	Oct	112	733	58579	58748	1478	0	6636	3600	0	14502	9222	959
	Nov	87	161	61942	47288	2239	0	5623	3600	0	89783	77184	2083

* = Provisional

**= Average Monthly Data supplied by the source agency.

Source: Provincial Directorates of Mines & Minerals Punjab, Sindh, KPK, Balochistan & FATA.

4. HEALTH

4.1(a) Monthly Immunization Coverage Number of doses administered (0-11 months)children during 2017

Month(s)	BCG	OPV-0	OPV-1	OPV-2	OPV-3	IPV
Jan	549150	454966	508222	471953	455859	398382
Feb	513662	447260	513902	479653	433714	386151
Mar	508286	430064	512079	490546	464080	417607
Apr	478434	407154	473759	466315	461962	399586
May	489528	409984	477655	465372	471084	422353
Jun	458690	405270	421532	405241	411213	354341
Jul	592641	488145	523258	464859	471117	403610
Aug	567320	461427	513102	471736	452017	416464
Sep	546840	477633	491319	449257	434865	394054
Oct	574071	486416	539693	487827	467404	431488
Nov	546629	482126	521585	487290	462466	407067
Dec	531281	470204	505041	478385	469376	444401
Total	6356532	5420649	6001147	5618434	5455157	4875504

Contd.

4.1(a) Monthly Immunization Coverage
Number of doses administered (0-11 months)children during 2017

Month(s)	Pentava- lent-1	Pentava- lent-2	Pentava- lent-3	Pneumo-1	Pneumo-2	Pneumo-3	Measles-1
Jan	514116	475269	458325	513820	475313	458280	432329
Feb	513562	479421	462110	513618	479036	462110	442972
Mar	517284	497530	464068	516888	490041	463391	464675
Apr	473076	464885	461253	472343	464476	460339	469770
May	476749	464093	470445	476599	464469	470227	489752
Jun	420528	405044	410922	420455	404559	410562	470244
Jul	523335	464687	471723	522272	464556	470706	522667
Aug	513111	471714	451500	513771	471766	451911	490847
Sep	490491	448638	424307	489983	448578	434507	439272
Oct	540658	487576	467270	539879	487337	467011	487255
Nov	521434	487031	461942	519782	486966	461873	448315
Dec	504628	479121	468095	495034	467960	459719	448378
Total	6008972	5625009	5471960	5994444	5605057	5470636	5606476

Source : National Institute of Health, Islamabad.

4.1(b) Monthly Immunization Coverage
Number of doses administered (12-23 Months) children during 2017

Month	BCG	OPV-1	OPV-2	OPV-3	Pentava- lent-1	Pentava- lent-2	Pentava- lent-3	Pneumo-1	Pneumo-2	Pneumo- 3	Measles-2
Jan	0	622	439	423	622	439	423	0	0	0	348044
Feb	0	1251	1023	945	1251	1023	745	0	0	0	379217
Mar	0	784	639	625	784	639	625	0	0	0	405489
Apr	0	955	632	664	955	632	664	0	0	0	418808
May	0	1098	1002	951	1098	1002	951	0	0	0	417277
Jun	0	649	522	614	649	522	614	0	0	0	369785
Jul	0	774	665	612	774	665	612	1098	1002	951	415702
Aug	0	828	704	667	752	673	662	752	715	677	403281
Sep	0	0	0	0	0	0	0	0	0	0	363883
Oct	98	1031	904	810	1031	904	810	0	0	0	406600
Nov	0	0	0	0	0	0	0	0	0	0	388928
Dec		231	264	388	231	264	388	0	0	0	393875
Total	98	8223	6794	6699	8147	6763	6494	1850	1717	1628	4710889

BCG = Bacillus of Chalmette and Guerin
 OPV = Oral Polio Vaccine

Source : National Institute of Health, Islamabad.

**4.1(c) Monthly Immunization Coverage
Number of TT doses administered to women during 2017**

MONTH	Pregnant Women					Childbearing age women				
	TT1	TT2	TT3	TT4	TT5	TT1	TT2	TT3	TT4	TT5
Jan	353096	306015	16121	4177	2264	15002	9673	7458	2386	1374
Feb	374085	312302	15758	3965	2264	16249	11003	8026	2531	1428
Mar	404495	336833	17229	4672	2567	19971	12155	9936	2728	1518
Apr	395576	333058	16375	4142	2228	14668	10083	8648	2460	1301
May	411568	339787	16478	4769	2464	16972	11855	9083	2772	1435
Jun	355095	313557	14206	3511	1920	13926	10202	8262	2034	1103
Jul	454908	352194	18236	4502	2311	21770	9944	10611	2846	1329
Aug	428561	367115	16308	4957	2485	20089	13102	8782	2558	1258
Sep	384304	343300	14646	3936	2004	13441	10075	8619	2636	1269
Oct	393379	337705	15607	4415	2402	14943	8762	8773	2534	1163
Nov	376212	332271	15415	4202	2050	13274	10084	8284	2530	1311
Dec	372362	328841	15279	4710	2510	13810	8836	8044	2563	1166
Total	4703641	4002978	191658	51958	27469	194115	125774	104526	30578	15655

TT = Tetanus Toxioid

Source : National Institute of Health, Islamabad.

4.2 Monthly Report on HIV Treatment Centres August, 2017

S. No	Centre Name	Male		Female		Children		Transgender		Total	Total on ART
		Total	On ART	Total	On ART	Total	On ART	Total	On ART		
Federal											
1	PIMS, Islamabad	2317	1152	414	300	53	41	15	10	2799	1503
Punjab											
2	CMH, Rawalpindi	65	65	0	0	0	0	0	0	65	65
3	Mayo Hospital, Lahore	1218	890	122	88	6	1	38	16	1384	995
4	Services Hospital, Lahore	380	269	151	119	0	0	1	1	532	389
5	Peaditric Unit, Services Hospital, Lahore	0	0	0	0	302	204	0	0	302	204
6	Shaukat Khanum Hospital, Lahore	303	274	197	168	16	5	0	0	516	447
7	Jinnah Hospital, Lahore	1340	817	288	184	0	0	57	33	1685	1034
8	DHQ Hospital, Sargodha	652	259	82	49	17	8	0	0	751	316
9	DHQ Hospital, D.G Khan	1987	1631	431	337	70	70	5	3	2493	2041
10	Allied Hospital, Faisalabad	1439	1240	164	154	0	0	4	4	1607	1398
11	Aziz Bhatti Hospital, Gujrat	930	638	371	298	0	0	1	0	1302	936
12	Civil Hospital, Multan	226	226	34	34	0	0	1	1	261	261
13	B B Shaheed Hospital, Rawalpindi	183	57	6	3	0	0	6	1	195	61
14	DHQ Hospital, Sheikupura	31	31	6	6	0	0	1	1	38	38
15	Sheikh Zayed Hospital, R Y Khan	160	127	23	22	4	4	0	0	187	153
Sindh											
16	Civil Hospital, Karachi	4609	2370	401	314	27	0	84	46	5121	2730
17	Peaditric Unit, Civil Hospital, Karachi	0	0	0	0	172	127	0	0	172	127
18	Indus Hospital, Karachi	624	424	104	92	0	0	12	9	740	525
19	Aga Khan Hospital, Karachi	0	0	0	0	0	0	0	0	0	0
20	Chanka Medical College Hospital, Larkana	1386	1141	320	296	16	6	33	27	1755	1470
Khyber Pakhtunkhwa											
21	Hayatabad Medical Complex, Peshawar	2131	1663	667	544	121	75	22	22	2941	2304
22	KDA Hospital, Kohat	254	220	112	106	19	16	0	0	385	342
Balochistan											
23	Bolan Medical Complex, Quetta	243	148	28	22	9	5	0	0	280	175
24	ART Center, Turbat	426	291	100	80	16	11	6	3	548	385
Total		20904	13933	4021	3216	848	573	286	177	26059	17899

Source:- National Aids Control Programme, NIH, Islamabad

4.3(a) Register Veterinary Medical Practitioner With PVMC- 2017

RVMP Registration for the year of 2017	Male	Female	D.V.M	M.Sc	M.Phil	Ph.D	Total
Jan	161	20	181	Nil	Nil	Nil	181
Feb	37	1	38	Nil	Nil	Nil	38
Mar	27	0	27	Nil	Nil	Nil	27
Apr	29	2	31	Nil	Nil	Nil	31
May	8	Nil	8	Nil	Nil	Nil	8
Jun	72	6	78	Nil	Nil	Nil	78
Jul	75	11	86	Nil	Nil	Nil	86
Aug	158	31	189	Nil	Nil	Nil	189
Sep	37	3	40	Nil	Nil	Nil	40
Oct	114	16	130	Nil	Nil	Nil	130
Nov	162	20	182	Nil	Nil	Nil	182
Dec	76	8	84	Nil	Nil	Nil	84
Total	956	118	1074	Nil	Nil	Nil	1074

Total RVMP Registered since 1st January 2017 to 31st October 2017=808
 Total RVMP Registered since 30th May 2000 to 31st October 2017= 12074

Source:- Pakistan Veterinary Medical Council, Islamabad.

4.3(b) Registered Animal Husbandry Graduate With PVMC- 2017

RVMP Registration for the year of 2016	Male	Female	B.Sc. (Hons) A.H	M.Sc.	Ph.D	Total
Jan	Nil	Nil	Nil	Nil	Nil	Nil
Feb	Nil	Nil	Nil	Nil	Nil	Nil
Mar	Nil	Nil	Nil	Nil	Nil	Nil
Apr	3	Nil	1	2	Nil	3
May	Nil	Nil	Nil	Nil	Nil	Nil
Jun	Nil	Nil	Nil	Nil	Nil	Nil
Jul	3	Nil	1	1	1	3
Aug	Nil	Nil	Nil	Nil	Nil	Nil
Sep	1	Nil	1	Nil	Nil	1
Oct	1	Nil	1	Nil	Nil	1
Nov	2	Nil	1	1	Nil	2
Dec	1	Nil	Nil	1	Nil	1
Total	11	Nil	5	5	1	11

4.4 Tuberculosis Report (FTI) (Jul-Sep., 2017)

Provinces/Regions	TB Cases B+ (N+R)	CDR B+	TB All Types			CDR Total	% Treatment Success Rate* (TSR)
			Male	Female	Total		
Punjab	22018	61	29707	27584	57291	84	NA
Sindh	8582	53	10828	9406	20234	66	NA
K.P.K	3477	37	5836	5736	11572	66	NA
Balochistan	1131	31	1230	1529	2759	40	NA
F.A.T.A	367	23	634	620	1254	41	NA
Gilgit Baltistan	65	14	369	392	761	86	NA
AJK	567	29	742	757	1499	41	NA
ICT	148	35	274	274	548	69	NA
Pakistan	36355	52	49620	46298	95918	73	NA

CDR : Case Deduction Rate

B+ Bacteriologically positive N+ New Case

R: Replapse Cases * Available One Year Lag

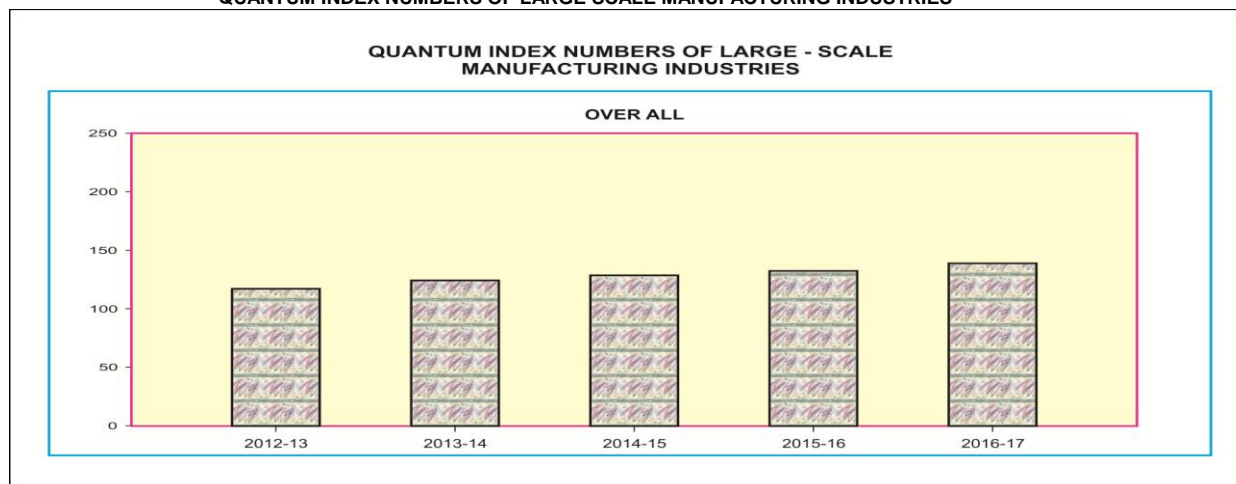
Source: National TB Control Programme NIH, Islamabad.

5. MANUFACTURING

5.1 Quantum Index Numbers of Large-Scale Manufacturing Industries

Year/month	Manufacturing (Over all)	Selected Items						
		Vegetable Ghee	Tea Blended	Cigarettes	Cotton Yarn	Cotton Cloth	Jute Goods	Paper & Board
(2005-06=100)								
2012-13	117.35	98.88	141.83	105.05	120.16	113.86	98.39	135.35
2013-14	123.68	102.92	160.00	100.54	130.52	114.64	97.34	150.82
2014-15	127.87	102.88	184.39	97.71	131.94	114.73	90.32	150.24
2015-16	132.00	107.97	216.69	83.45	133.73	114.98	52.99	150.24
2016-17	139.39	113.88	236.05	53.54	134.62	115.44	57.31	144.07
2016 Dec	150.16	118.00	252.74	29.37	134.98	115.44	56.87	147.24
2017 Jan	155.12	117.06	208.34	41.89	135.20	115.84	72.94	151.62
Feb	158.32	111.90	252.83	53.55	135.29	115.91	73.73	148.29
Mar	173.95	114.35	258.74	46.64	135.46	116.17	81.36	155.80
Apr	143.60	109.67	223.91	66.78	134.29	114.60	75.09	149.81
May	135.41	116.85	247.08	36.30	134.52	115.11	73.25	150.99
Jun	127.45	139.97	222.84	77.74	134.31	114.28	59.47	147.92
Jul	134.32	117.33	221.85	101.93	134.13	115.59	67.30	143.79
Aug	139.78	117.94	230.91	95.42	134.27	115.26	69.20	143.55
Sep	131.18	110.83	193.72	72.54	134.38	115.80	59.24	146.65
Oct	138.52	108.01	160.62	97.76	134.60	115.64	68.64	144.06
Nov	130.24	101.82	176.55	91.27	134.51	115.38	69.45	142.52
Dec	148.35	80.02	368.34	83.80	135.02	155.51	76.02	158.93

QUANTUM INDEX NUMBERS OF LARGE SCALE MANUFACTURING INDUSTRIES



Source:- (i) Provincial Bureaux of Statistics
(ii) Ministry of Industries

Contd.

5.1 Quantum Index Numbers of Large-Scale Manufacturing Industries

Year/month	Selected Items					
	Cement	Auto Mobile	Fertilizers			
			Nit Fertilizer	Phos Fertilizer	Total	
(2005-2006=100)						
2012-13	167.29	93.54	88.40	133.94	92.49	
2013-14	169.24	91.15	104.81	137.52	107.75	
2014-15	173.37	112.59	108.90	150.60	112.66	
2015-16	190.86	130.74	125.14	160.00	128.28	
2016-17	199.42	145.41	127.03	164.74	130.42	
2016	Dec	211.12	142.26	124.47	167.11	128.31
2017	Jan	190.76	157.21	102.75	74.43	100.2
	Feb	198.77	152.17	109.24	159.43	113.76
	Mar	226.31	162.99	139.80	184.03	143.78
	Apr	215.84	155.27	113.68	158.17	117.69
	May	210.34	166.57	142.49	185.06	146.32
	Jun	171.36	120.31	128.96	175.21	133.13
	Jul	198.25	167.23	128.79	169.73	132.48
	Aug	221.40	178.21	134.02	184.51	138.56
	Sep	183.58	165.72	111.43	169.52	116.66
	Oct	238.59	180.45	99.14	168.17	105.35
	Nov	234.45	164.56	108	164.08	113.04
	Dec	223.59	156.52	121.76	151.45	124.43

Source: (i) Provincial Bureau of Statistics
(ii) M/o. Industries & Production

5.2 Production of Manufacturing Items

Year / Month	Vegetable Ghee (i)		Sugar (i)		Tea Blended (ii)	
	No. of reporting factories	Production (Tonnes)	No. of reporting factories	Production (Tonnes)	No. of reporting factories	Production (Tonnes)
2012-13	87	1138754	78	5073501	5	90201
2013-14	87	1185215	78	5582353	5	101758
2014-15	87	1184760	78	5149776	5	117270
2015-16	87	1244720	78	5114899	5	137818
2016-17	94	1310885	84	7048558	10	149091
2016 Dec	94	113245	84	1199279	10	13395
2017 Jan	94	112346	84	1483452	10	11042
Feb	94	107388	84	1507008	10	13400
Mar	94	109737	84	2001381	10	13713
Apr	94	105245	84	568227	10	11867
May	94	112136	84	74685	10	13095
Jun	94	134332	84	4248	10	11811
Jul	94	112605	84	0	10	11758
Aug	94	113187	84	0	10	12238
Sep	94	106365	84	0	10	10267
Oct	94	103654	84	0	10	8513
Nov	94	97714	84	40000	10	9357
Dec	94	76793	84	843165	10	19522

Contd.

5.2 Production of Manufacturing Items

Year/month	Beverages (i)		Cigarettes (ii)		
	No. of reporting factories	Production (000 litres)	No. of reporting factories	Production (Million Nos.)	
2012-13	53	2078683	14	67377	
2013-14	53	2551646	14	64482	
2014-15	48	2955748	7	62667	
2015-16	48	3097646	7	53522	
2016-17	48	3471648	7	34342	
2016	Dec	48	156589	7	1570
2017	Jan	48	235389	7	2239
	Feb	48	259098	7	2862
	Mar	48	269366	7	2493
	Apr	48	302888	7	3569
	May	48	330541	7	1940
	Jun	48	328751	7	4155
	Jul	48	373998	7	5448
	Aug	48	396387	7	5100
	Sep	48	341899	7	3877
	Oct	48	544523	7	5225
	Nov	48	165267	7	4878
	Dec	48	131955	7	4479

* In the new base 2005-06 Beverages has been replaced by soft drinks, juices, syrups and squashes and liquors.

Source: (i) Provincial Bureaus of Statistics
(ii) M/o. Industries & Production

Contd.

5.2 Production of Manufacturing Items

Year/Month	No. of reporting factories	Cotton Textiles (Mills sector)												
		Capacity installed			Capacity worked			Spindle hours worked (Mn. No.)	Looms hours worked (Mn.No.)	Rotors hours worked (Mn.No.)	Consumption of Raw Cotton (Tonnes)	Total Yarn Production (Tonnes)	Surplus Yarn (Tonnes)	Total Production of Cloth(000) (Sq.m)
		No. of Spindles (000)	No. of Looms (000)	No. of Rotors (000)	No. of Spindles (000)	No. of Looms (000)	No. of Rotors (000)							
2012-13	447	11945958	7723	213892	10871886	4899	150034	6425.1	1.95	41.29	-	3059976	2960.87	1029090
2013-14	411	13184340	7934	185387	10998890	5890	125420	6601.98	1.96	41.29	-	3323655	3222.13	1036100
2014-15	411	13184340	7934	185387	11057945	5234	113323	6559.47	2.00	41.03	-	3359978	3358.35	1036950
2015-16	408	13409420	8188	187259	11263025	5488	115041	78548.5	27.99	567.57	-	3415339	3301.64	1039183
2016-17	408	13409420	9084	198801	11288105	6384	126583	77478.7	30.09	602.84	-	3428048	3315.25	1043340
2016 Dec	408	13409420	8601	196874	11263025	5899	124656	6545.71	2.54	51.92	-	286450	277.05	86950
2017 Jan	408	13409420	8665	198801	11288105	5968	126583	6631.34	2.57	52.72	-	286900	277.5	87250
Feb	408	13409420	8728	198801	11288105	6037	126583	5989.59	2.34	47.62	-	287100	277.7	87300
Mar	408	13409420	8800	198801	11288105	6106	126583	6596.06	2.63	52.72	-	287450	278.05	87500
Apr	408	13409420	8872	198801	11288105	6175	126583	6417.42	2.57	51.02	-	284975	275.58	86315
May	408	13409420	8944	198801	11288105	6244	126583	6638.39	2.69	52.72	-	285460	276.06	86700
Jun	408	13409420	9014	198801	11288105	6384	126583	6424.25	2.66	51.02	-	285025	275.63	86075
Jul	-	-	-	-	-	-	-	-	-	-	-	284640	-	87060
Aug	-	-	-	-	-	-	-	-	-	-	-	284935	-	87085
Sep	-	-	-	-	-	-	-	-	-	-	-	285175	-	87215
Oct	-	-	-	-	-	-	-	-	-	-	-	285630	-	87100
Nov	-	-	-	-	-	-	-	-	-	-	-	285450	-	86900
Dec	-	-	-	-	-	-	-	-	-	-	-	286535	-	87000

Source: Textile Commissioner Organization Karachi.

5.2 Production of Manufacturing Items

Year / Month	Cotton Cloth (Mills Sector) (Thousand square metres)															Grand Total
	Fine					Medium					Coarse					
	Grey	Blea-ched	Dyed & Printed	Blend-ed	Total	Grey	Blea-ched	Dyed & Printed	Blend-ed	Total	Grey	Blea-ched	Dyed & Printed	Blend-ed	Total	
2012-13	330442	41820	85695	40890	498847	119658	53870	173116	4551	351195	115010	34699	23524	5815	179048	1029090
2013-14	331866	42582	88206	41322	503976	122718	55810	172038	6834	357400	116574	30150	18442	9558	174724	1036100
2014-15	331986	42702	88326	41442	504456	122838	55834	172146	7266	358084	116706	29154	18058	10492	174410	1036950
2015-16	332500	43042	88491	41699	505732	123095	55999	172216	7353	358663	116821	29281	18167	10537	174806	1039201
2016-17	336803	42804	89274	41990	510871	123823	55673	173343	6711	359550	117627	28629	17438	9175	172869	1043290
2016 Dec	28020	3552	7422	3444	42438	10289	4606	14452	598	29945	9876	2403	1449	839	14567	86950
2017 Jan	28074	3579	7439	3501	42593	10346	4628	14475	581	30030	9900	2445	1470	812	14627	87250
Feb	28160	3626	7456	3518	42760	10363	4650	14446	564	30023	9870	2413	1449	785	14517	87300
Mar	28247	3643	7473	3545	42908	10380	4672	14469	581	30102	9887	2435	1470	698	14490	87500
Apr	28130	3576	7406	3467	42579	10263	4550	14346	464	29623	9770	2313	1389	641	14113	86315
May	28247	3459	7523	3584	42813	10380	4672	14369	447	29868	9746	2291	1368	614	14019	86700
Jun	28130	3402	7466	3526	42524	10343	4620	14316	430	29707	9709	2239	1327	567	13842	86075
Jul	-	-	-	-	-	-	-	-	-	-	-	-	-	-	-	-
Aug	-	-	-	-	-	-	-	-	-	-	-	-	-	-	-	-
Sep	-	-	-	-	-	-	-	-	-	-	-	-	-	-	-	-
Oct	-	-	-	-	-	-	-	-	-	-	-	-	-	-	-	-
Nov	-	-	-	-	-	-	-	-	-	-	-	-	-	-	-	-
Dec	-	-	-	-	-	-	-	-	-	-	-	-	-	-	-	-

Source: Textile Commissioner's Organization, Karachi.

Contd.

5.2 Production of Manufacturing Items

Year / month	No. of reporting factories	Jute Textiles									Raw Jute consumed (Bales)
		Capacity installed		Capacity worked		Production (Tonnes)					
		No. of Spindles	No. of Looms	No. of Spindles	No. of Looms	Total	Hessian	Sacking	Others		
2012-13	10	36172	1851	25085	972	94087	15960	67138	10989	44661	
2013-14	10	36392	1755	23759	974	102820	12748	77188	12884	57118	
2014-15	10	24544	1092	20607	847	94392	13126	64840	16426	40107	
2015-16	10	24272	1134	8186	569	55377	13473	30027	11877	33205	
2016-17	10	-	-	-	-	59890	9466	36785	13639	261078	
2016 Dec	10	-	-	-	-	4953	873	2624	1456	43844	
2017 Jan	10	-	-	-	-	6352	822	3973	1557	59542	
Feb	10	-	-	-	-	6421	731	4419	1271	-	
Mar	10	-	-	-	-	7085	683	5262	1140	-	
Apr	10	-	-	-	-	6539	584	4936	1019	-	
May	10	-	-	-	-	6379	738	4688	953	-	
Jun	10	-	-	-	-	5179	767	3459	953	-	
Jul	10	-	-	-	-	5861	889	3707	1265	-	
Aug	10	-	-	-	-	6026	979	3790	1257	-	
Sep	10	-	-	-	-	5159	833	3008	1318	-	
Oct	10	-	-	-	-	5978	1011	3442	1525	-	
Nov	10	-	-	-	-	6048	1034	3313	1701	-	
Dec	10	-	-	-	-	6620	791	4463	1366	-	

5.2 Production of Manufacturing Items

Year/month	Paper		Paper Board		
	No. of reporting factories	Production (Tonnes)	No. of reporting factories	Production (Tonnes)	
2012-13	19	232361	12	381938	
2013-14	19	218655	12	465845	
2014-15	36	203994	21	415657	
2015-16	36	233146	21	376913	
2016-17	36	246915	21	406930	
2016	Dec	36	20619	21	35066
2017	Jan	36	21822	21	35520
	Feb	36	22888	21	33194
	Mar	36	23093	21	35832
	Apr	36	20981	21	35679
	May	36	22662	21	34443
	Jun	36	22563	21	34467
	Jul	36	18731	21	37212
	Aug	36	17778	21	36602
	Sep	36	19945	21	34347
	Oct	36	21022	21	34361
	Nov	36	21716	21	32186
	Dec	36	21711	21	38397

5.2 Production of Manufacturing Items

Year / month	Chemicals (Tonnes)					
	No. of reporting factories	Soda Ash (i)	Caustic Soda (i)	Sulphuric Acid (ii)	Chlorine Gas (ii)	
2012-13	2	366238	182869	89431	15495	
2013-14	2	409148	167465	85348	14960	
2014-15	2	437106	183952	70229	17355	
2015-16	2	468507	225250	75139	16397	
2016-17	2	479718	223893	55979	16316	
2016	Dec	2	42247	16922	4859	1466
2017	Jan	2	42506	17760	3469	1500
	Feb	2	33550	19095	3728	1401
	Mar	2	38720	20764	5581	1399
	Apr	2	39552	20780	4152	1177
	May	2	41880	21052	4487	1124
	Jun	2	40067	21012	4073	1103
	Jul	2	39999	20459	4041	1172
	Aug	2	39998	19079	4048	1347
	Sep	2	35794	17392	3966	1364
	Oct	2	41682	19318	4132	1387
	Nov	2	40475	18301	3984	1432
	Dec	2	42082	26013	4751	1429

Source:- (i) Provincial Bureaus of Statistics
(ii) M/o. Industries & Production.

Contd.

5.2 Production of Manufacturing Items

Year/ month	Chemical Fertilizers (Tonnes) (i)						Paints & Varnishes Solid(ii)		Paints & Varnishes Liquid (ii)	
	No. of reporting factories	Urea	Super Phosphate	Ammonium Nitrate	Nitro Phosphate	DI.Amm. Phosphate	No. of reporting factories	Production (Tonnes)	No. of reporting factories	Production (000 Ltrs.)
2012-13	11	4215088	79304	401270	291922	729917	22	28048	20	40528
2013-14	11	4930283	87754	519104	447168	693142	22	37236	20	43077
2014-15	11	5073083	63583	569182	501901	754853	22	48631	20	54028
2015-16	11	5846881	89461	647351	594633	787578	22	53651	20	56563
2016-17	14	5846881	81649	664656	594633	802835	22	49173	20	49282
2016 Dec	14	486157	5270	55803	45172	72241	22	3655	20	3850
2017 Jan	14	403998	4744	41216	34314	24069	22	3629	20	4031
Feb	14	415413	4994	57681	50457	65694	22	3872	20	4151
Mar	14	534016	8249	72938	63041	73808	22	4284	20	4057
Apr	14	459052	4923	31508	28616	72023	22	4449	20	3809
May	14	548234	3147	63998	66965	73938	22	4409	20	4142
Jun	14	497243	2857	57562	60428	71847	22	4235	20	3725
Jul	14	501141	5775	53879	52152	69852	22	4254	20	3567
Aug	14	515008	6990	60500	65500	73859	22	4699	20	3867
Sep	14	433020	6909	45718	46164	71714	22	4071	20	3486
Oct	14	388379	7496	38533	34442	74481	22	3874	20	3610
Nov	14	422709	6279	44862	37436	71986	22	4092	20	3439
Dec	14	484372	5551	42762	37325	65437	22	3730	20	3171

Source: (i) Provincial Bureau of Statistics.
(ii) M/o. Industries & Production.

Contd.

5.2 Production of Manufacturing Items

Year/Month	No. of Reporting Refineries	Petroleum Products (000 Ltrs.)											
		Jet Fuel	Kerosene	Motor Spirit	High Speed Diesel	Diesel Oil N.O.S.	Furnace Oil	Lubricating Oil	Jute Batching Oil	Solvent-Neptha	L.P.G.	Petroleum Products N.O.S.	Total Petroleum Products
2012-13	4	936028	179871	2056737	4583975	40041	2777820	224823	3489	898671	420457	272492	12394404
2013-14	4	995514	175699	2171499	5088237	60893	3041178	224608	2789	1008195	380597	279584	13428792
2014-15	4	1032079	218450	2195500	5327291	56827	3121192	209475	2666	1382571	382403	296135	1422589
2015-16	4	1080694	183786	2215728	5235662	34949	3079585	233192	1758	1242104	441357	410817	14159638
2016-17	4	1134864	161097	2517957	5466522	28770	3215366	216810	2596	1026183	501370	367459	14638994
2016 Dec	4	90501	13169	219242	471868	3277	296916	21359	170	80356	43508	32869	1273235
2017 Jan	4	87485	19870	206593	408769	1858	250850	20989	172	80165	41041	19200	1136997
Feb	4	99681	8394	195017	429554	2605	249667	17296	306	86371	40922	22311	1152127
Mar	4	97638	11125	196467	399614	2818	223935	19518	336	95754	38819	30597	1116622
Apr	4	92595	13582	226775	484182	2589	263268	18204	290	84410	46224	34589	1266979
May	4	98990	15306	236322	487516	3456	269423	14675	203	85312	50686	38168	1300057
Jun	4	93354	12383	225000	474365	2963	279551	12471	296	76774	48031	34879	1260067
Jul	4	83838	14783	237000	474580	2149	283861	17210	161	88449	56285	33780	1291661
Aug	4	97125	11508	227532	569125	3413	357623	17952	266	124963	53828	36575	1499910
Sep	4	93744	12552	231287	527577	3115	316674	14994	117	99400	42207	30619	1372286
Oct	4	95991	14563	235875	575324	3114	359738	17693	294	123717	60817	38364	1524490
Nov	4	78450	10291	215441	445596	1160	231505	9831	221	68558	56958	43121	1161582
Dec	4	97850	12342	228671	400706	2245	207167	15932	313	77388	52415	43989	1139018

Source:- Oil Companies Advisory Committee.

Contd.

5.2 Production of Manufacturing Items

Year/month	Manufacture/Assembly of Automobiles (Nos.) (i)							Bicycles (ii)		
	Cars	Jeeps (4x4)	Light commercial vehicles	Trucks	Buses	Motor Cycles	Tractors	No. of reporting factories	Production (Nos.)	
2012-13	120332	1475	14517	1923	522	1675071	50871	5	232979	
2013-14	116281	1217	17477	2674	559	1728137	34524	5	203669	
2014-15	152524	1109	28189	4039	575	1777251	48883	3	210931	
2015-16	179944	773	35836	5666	1070	2071123	34914	3	198736	
2016-17	186936	3530	24265	7712	1118	2500650	53975	3	200210	
2016	Dec	15127	2	2190	680	106	202262	4447	3	16033
2017	Jan	17630	207	2089	580	49	234085	4647	3	17067
	Feb	17071	152	1990	502	85	210317	5519	3	17461
	Mar	18394	232	2010	601	85	213693	6436	3	17577
	Apr	15861	860	1922	746	68	216648	6365	3	17589
	May	17074	1020	2368	869	82	231295	5746	3	17476
	Jun	10684	838	1338	608	75	204804	3926	3	17481
	Jul	18681	866	2309	637	79	226321	5087	3	17585
	Aug	18681	970	2517	900	121	246225	5193	3	17588
	Sep	17511	933	2352	915	94	219284	5338	3	15551
	Oct	18893	1538	2522	781	62	250564	6133	3	16209
	Nov	17423	1540	2647	656	19	224918	5955	3	16213
	Dec	16598	1187	2554	625	34	223498	4916	3	16199

Source:- (i) Provincial Bureau of Statistics
(ii) M/o. Industries & Production

Contd.

5.2 Production of Manufacturing Items

Year/month	Steel Products (Tonnes) (i)						
	Coke	Pig iron	Billets	H.R. sheets/ strips/plates/ coils	C.R. sheets/ strips/plates/ coils	Galvanized sheets	
2012-13	203359	201489	1638501	136823	14885	0	
2013-14	31924	89433	2128300	57114	4131	0	
2014-15	275777	265478	2730992	127028	2848	0	
2015-16	57394	1509	3183258	0	0	0	
2016-17	0	0	4099000	0	0	0	
2016	Dec	0	0	342000	0	0	0
2017	Jan	0	0	380222	0	0	0
	Feb	0	0	408000	0	0	0
	Mar	0	0	424000	0	0	0
	Apr	0	0	482000	0	0	0
	May	0	0	285000	0	0	0
	Jun	0	0	315000	0	0	0
	Jul	0	0	476000	0	0	0
	Aug	0	0	460000	0	0	0
	Sep	0	0	441000	0	0	0
	Oct	0	0	430000	0	0	0
	Nov	0	0	440000	0	0	0
	Dec	0	0	425000	0	0	0

5.2 Production of Manufacturing Items

Year/Month	Cycle Tyres (i)		Cycle Tubes (i)		Motor tyres (i)		Motor tubes (i)		Cement (ii)		
	No. of reporting factories	Production (000 Nos.)	No. of reporting factories	Production (000 Nos.)	No. of reporting factories	Production (000 Nos.)	No. of reporting factories	Production (000 Nos.)	No. of reporting factories	Production (000 MT)	
2012-13	10	3429	10	7746	8	7864	8	20269	23	31055	
2013-14	10	4038	10	8061	8	8802	8	20825	23	31418	
2014-15	10	4633	10	8391	8	9058	8	22001	23	32185	
2015-16	10	4233	10	7285	8	9735	8	24467	23	35432	
2016-17	10	3930	10	7577	8	9910	8	24635	23	37021	
2016	Dec	10	316	10	623	8	798	8	2026	23	3266
2017	Jan	10	317	10	621	8	803	8	2025	23	2951
	Feb	10	317	10	624	8	787	8	2026	23	3075
	Mar	10	301	10	605	8	823	8	2050	23	3501
	Apr	10	309	10	617	8	826	8	2051	23	3339
	May	10	301	10	605	8	802	8	2050	23	3354
	Jun	10	304	10	622	8	776	8	2052	23	2651
	Jul	10	306	10	629	8	837	8	2052	23	3067
	Aug	10	308	10	636	8	847	8	2055	23	3425
	Sep	10	304	10	622	8	827	8	2054	23	2840
	Oct	10	352	10	663	8	914	8	2144	23	3691
	Nov	10	361	10	670	8	891	8	2095	23	3627
	Dec	10	319	10	629	8	878	8	2055	23	3459

Source:(i) Provincial Bureaus' of Statistics.

(ii) M/o. Industries & Production.

Contd.

5.2 Production of Manufacturing Items

Year/month	No. of Reporting Factories	Electric Bulbs (iii) Production (000 Nos.)	No. of Reporting Factories	Electric Tubes (iii) Production (000 Metres)
2012-13	6	79743	0	0
2013-14	6	75106	0	0
2014-15	7	64623	0	0
2015-16	7	73457	0	0
2016-17	7	72303	0	0
2016 Dec	7	5935	0	0
2017 Jan	7	5870	0	0
Dec	7	5830	0	0
Mar	7	5580	0	0
Apr	7	5560	0	0
May	7	6360	0	0
Jun	7	6149	0	0
Jul	7	5950	0	0
Aug	7	5989	0	0
Sep	7	6038	0	0
Oct	7	5739	0	0
Nov	7	9828	0	0
Dec	7	5923	0	0

5.2 Production of Manufacturing Items

Year/Month		Sewing Machines		Electric Motors		Electric Transformers		T.V. Sets	
		No. of reporting factories	Production (Nos.)	No. of reporting factories	Production (Nos.)	No. of reporting factories	Production (Nos.)	No. of reporting factories	Production (Nos.)
2012-13		8	32876	19	7539	7	26411	9	462938
2013-14		8	19834	19	9906	7	12175	9	426600
2014-15		8	19272	19	9013	7	24993	9	428164
2015-16		8	13465	19	7319	7	32758	9	453205
2016-17		8	18290	19	9206	7	36995	9	438869
2016	Dec	8	1771	19	752	7	1806	9	37071
2017	Jan	8	2512	19	522	7	2038	9	35790
	Feb	8	2897	19	791	7	2100	9	39022
	Mar	8	583	19	827	7	2107	9	39788
	Apr	8	2920	19	854	7	3297	9	38390
	May	8	602	19	914	7	7452	9	39481
	Jun	8	485	19	902	7	7457	9	37782
	Jul	8	1786	19	864	7	3995	9	34450
	Aug	8	612	19	1530	7	3679	9	35360
	Sep	8	2898	19	5264	7	3207	9	32091
	Oct	8	579	19	1304	7	2414	9	31132
	Nov	8	595	19	1190	7	2494	9	29487
	Dec	8	1710	19	1163	7	2194	9	33134

Source: Provincial Bureau of Statistics.

6. MONEY & CREDIT

6.1 Reserve Money

(Million Rupees)

Components	2012-13	2013-14	2014-15 (R)	2015-16	2016-17
A. Currency in Circulation	1,939,267	2177873	2554749	3333784	3911212
B. Cash in Tills	110,867	139490	160299	229331	264627
C. Other Deposits with SBP	10,523	13147	13747	18756	22692
D. Bank Deposits	475,648	530746	413234	391760	669339
Reserve Money (A+B+C+D)	2,536,305	2861256	3142030	3973631	4867869
Factor affecting Reserve Money (RM)					
A. Government Sector(1+2)	2235863	2432250	1919064	1430400	2336915
1. Budgetary Borrowings	2,212,823	2409794	1928868	1442243	2349900
2. Others	23,040	22456	-9803	-11843	12985
B. Non-Govt. Sector (1+2+3)	295,111	494563	394911	402348	580162
1. Claims on Scheduled Banks					
(a+b+c+d+e)	300,649	500041	400734	407364	480790
a. Agriculture Sector	52,278	51923	52026	51758	51384
b. Industrial Sector	41,057	42833	39405	42321	80279
c. Export Sector	177,756	160553	193124	204617	238383
d. Housing Sector	-	-	--	--	--
e. Others	29,557	244731	116178	108668	110744
2. Claims on NBFIs	18,537	18597	18252	19228	23467
3. Special a/c debt Repayment	-24,075	-24075	-24075	-24244	75905
C. Other Items (Net)	-128,620	-555023	105639	1107867	1121883
D. Net Domestic Assets (A+B+C)	2,402,354	2371790	2419615	2940615	4038961
E. Net Foreign Assets	133,951	489467	722415	1033016	828908
F. Reserve Money (D+E)	2,536,305	2861256	3142030	3973631	4867869

R = Revised

Contd.

6.1 Reserve Money

(Million Rupees)

Components	2016	2017		
	Dec.	Jan.	Feb.	Mar
A. Currency in Circulation	3402279	3474997	3501067	3484918
B. Cash in Tills	183844	171887	177172	196256
C. Other Deposits with SBP1	19124	18635	18769	18818
D. Bank Deposits	632435	595530	558440	587977
Reserve Money (A+B+C+D)	4237683	4261048	4255447	4287969
Factor Affecting Reserve Money (RM)				
A. Net Foreign Assets	1067573	997537	918173	877860
B. Net Domestic Assets (1+2+3)	3170110	3263511	3337275	3410108
1. Net Govt. Sector Borrowing (i+ii)	2345875	2336743	2383846	2234585
i. Borrowings for Budgetary Support	2357448	2346456	2393528	2243832
a) Federal Government	2662882	2654158	2711773	2644550
of which deposits with SBP	-237016	-271718	-294184	-159460
b) Provincial Government	-288831	-290768	-303108	-390086
Balochistan	-44108	-40497	-40429	-41201
Khyber Pakhtunkhwa	-60321	-54674	-58043	-71242
Punjab	-73012	-83001	-99471	-170441
Sindh	-111390	-112595	-105165	-107201
c) AJK Government	-1114	-781	580	4078
d) Gilgit-Baltistan	-15489	-16152	-15717	-14711
ii. Others	-11572	-9713	-9682	-9247
2. Credit to Non-Govt. Sector (i+ii+iii)	485602	496812	495611	499716
i. Claims on Scheduled Banks(a+b+c+d+e)	487644	498780	497452	501198
a. Agriculture Sector	51560	51470	51484	51463
b. Industrial Sector	57640	62228	66472	70950
c. Export Sector	242342	248981	243396	242984
d. Housing Sector	-	-	-	-
e. Others	136101	136101	136101	135801
ii. Claims on NBFIs	22202	22276	22403	22762
iii. PSEs Special A/c Debt Repayment with SBP/PSPC*	-24244	-24244	-24244	-24244
3. Other Items (Net)	338632	429956	457817	675808
Reserve Money (RM) (A+B)	4237683	4261048	4255447	4287969

Contd.

6.1 Reserve Money

(Million Rupees)

Components	2017			
	Apr.	May.	Jun .(R)	Jul .(R)
A. Currency in Circulation	3507568	3683822	3911212	3764845
B. Cash in Tills	232619	202584	264627	223885
C. Other Deposits with SBP1	22648	22726	22692	22864
D. Bank Deposits	610289	631553	669339	673669
Reserve Money (A+B+C+D)	4373124	4540686	4867869	4685263
Factor Affecting Reserve Money (RM)				
A. Net Foreign Assets	833071	924383	828908	688693
B. Net Domestic Assets (1+2+3)	3540053	3616303	4038961	3996570
1. Net Govt. Sector Borrowing (i+ii)	2297402	2355781	2336915	2595199
i. Borrowings for Budgetary Support	2306762	2364991	2349900	2608667
a) Federal Government	2718381	2734608	2440416	2760767
of which deposits with SBP	-162378	-201560	-91238	-516150
b) Provincial Government	-399121	-359065	-88555	-142953
Balochistan	-47598	-49388	-1460	-8273
Khyber Pakhtunkhwa	-56612	-58834	-30245	-39110
Punjab	-187323	-156641	-38146	-54549
Sindh	-107587	-94202	-18704	-41021
c) AJK Government	1216	2009	7279	2219
d) Gilgit-Baltistan	-13714	-12562	-9239	-11366
ii. Others	-9360	-9210	-12985	-13469
2. Credit to Non-Govt. Sector (i+ii+iii)	503989	503194	580162	504767
i. Claims on Scheduled Banks(a+b+c+d+e)	505505	504280	480790	513711
a. Agriculture Sector	51429	51458	51384	1097
b. Industrial Sector	73600	76953	80279	81255
c. Export Sector	244675	240068	238383	249994
d. Housing Sector	-	-	-	-
e. Others	135801	135801	110744	181364
ii. Claims on NBFIs	22728	23159	23467	15300
iii. PSEs Special A/c Debt Repayment with SBP/PSPC*	-24244	-24244	-24244	-24244
3. Other Items (Net)	738662	757328	1121883	896604
Reserve Money (RM) (A+B)	4373124	4540686	4867869	4685263

Contd.

6.1 Reserve Money

(Million Rupees)

Components	2017				
	Aug. (R)	Sep. (R)	Oct.	Nov.	Dec.
A. Currency in Circulation	3789424	3801469	3859450	3926868	3926957
B. Cash in Tills	227445	212141	201331	203646	201307
C. Other Deposits with SBP1	23036	22890	22724	22581	22624
D. Bank Deposits	758261	696783	644060	666054	733921
Reserve Money (A+B+C+D)	4798167	4733282	4727565	4819150	4884808
Factor Affecting Reserve Money (RM)					
A. Net Foreign Assets	642350	591779	592180	571534	642399
B. Net Domestic Assets (1+2+3)	4155816	4141503	4135385	4247616	4242409
1. Net Govt. Sector Borrowing (i+ii)	2576143	2537864	2575096	2455385	2336355
i. Borrowings for Budgetary Support	2589765	2551290	2588909	2468304	2347380
a) Federal Government	2714444	2725730	2861776	2754809	2602428
of which deposits with SBP	-343928	-68872	-105354	-257291	-12470
b) Provincial Government	-109183	-165323	-260199	-276761	-247782
Balochistan	-10445	-26691	-29802	-37796	-39238
Khyber Pakhtunkhwa	-16692	-30713	-49748	-47859	-53043
Punjab	-41911	-72673	-99246	-102104	-79162
Sindh	-40135	-35246	-81404	-89002	-76340
c) AJK Government	-1708	4211	1665	3065	4587
d) Gilgit-Baltistan	-13788	-13329	-14333	-12809	-11853
ii. Others	-13622	-13426	-13813	-12919	-11025
2. Credit to Non-Govt. Sector (i+ii+iii)	496660	477597	504683	530122	554120
i. Claims on Scheduled Banks(a+b+c+d+e)	505484	486556	513554	538957	562690
a. Agriculture Sector	1099	1067	1034	1028	993
b. Industrial Sector	83711	88977	91444	94726	97661
c. Export Sector	239310	231881	256445	278572	299206
d. Housing Sector	-	-	-	-	-
e. Others	181364	164631	164631	164631	164830
ii. Claims on NBFIs	15419	15284	15373	15409	15674
iii. PSEs Special A/c Debt Repayment with SBP/PSPC*	-24244	-24244	-24244	-24244	-24244
3. Other Items (Net)	1083013	1126042	1055607	1262108	1351933
Reserve Money (RM) (A+B)	4798167	4733282	4727565	4819150	4884808

P Provisional

Source; State Bank Of Pakistan.

Note: 1. Excluding IMF A/c Nos. 1&2, SAF loan account, counterpart funds, deposits of foreign central banks, foreign govts. International organizations and deposit money banks.

- i. Data is based on weekly returns. The quarterly data covers the period up to the last working day of the month and others months data up to the last working day of last week.
- ii. Compilation of M I Based on weekly data has been discontinued and being compiled on monthly basis given in Table 2.1. The comparison of weekly and monthly compilation methodologies is available link, [http:// www.sbp.org.pk/ecodata.asp](http://www.sbp.org.pk/ecodata.asp).
- iii. Data from 30 June 2013 onward is revised on account of reclassification of SBP accounts.

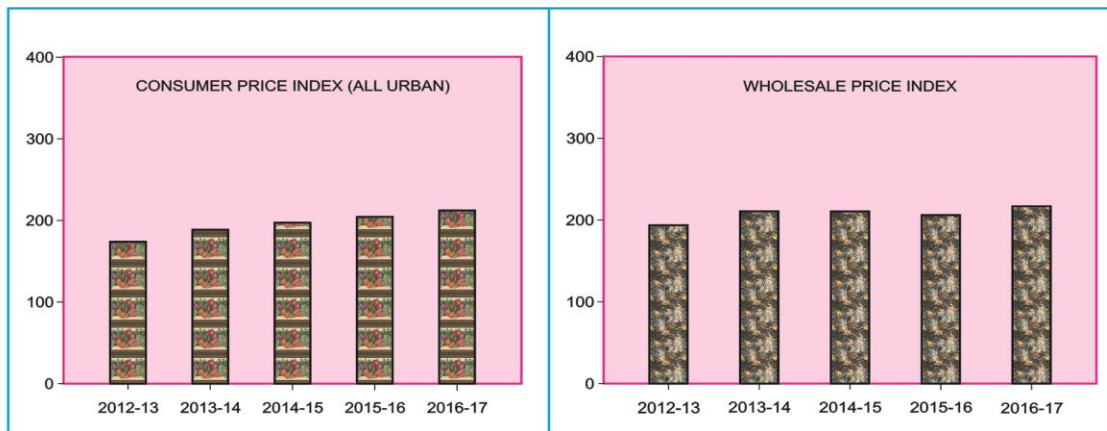
* Includes investment of Rs. 100,149 million in Pakistan Security Printing Corporation (PSPC).

7. PRICE

7.1 Price Indices (General) with Percentage Change

Year / month	Consumer price index (all urban)		Wholesale Price Index	
	index	Annual/monthly rate of change (%)	index	Annual/monthly rate of change (%)
(2007-08 = 100)				
2012-13	174.53	7.36	194.61	7.35
2013-14	189.58	8.62	210.48	8.15
2014-15	198.16	4.53	209.85	-0.30
2015-16	203.82	0.28	207.26	-0.20
2016-17	212.29	4.16	216.02	4.04
2016 Dec	210.57	-0.68	213.76	-0.14
2017 Jan	210.94	0.18	214.84	0.51
Feb	211.54	0.28	215.86	0.47
Mar	213.32	0.84	217.29	0.66
Apr	216.30	1.40	219.22	0.89
May	216.33	0.01	218.78	-0.20
Jun	215.45	-0.41	217.77	-0.46
Jul	216.19	0.34	217.24	-0.24
Aug	216.61	0.19	217.96	0.33
Sep	217.98	0.63	218.08	0.06
Oct	219.61	0.75	219.41	0.61
Nov	220.42	0.37	220.20	0.36
Dec	220.20	-0.10	221.00	0.36

PRICE INDICES (GENERAL)
(2007-08=100)



7.2 Combined Sensitive Price Indicator (SPI) by Quantile

Year/Month	Quantile					
	Q.1	Q.2	Q.3	Q.4	Q.5	Q.6
(2007-08=100)						
2012 - 13	184.04	190.29	189.05	190.39	190.78	189.61
2013 - 14	201.15	206.95	208.93	210.70	209.74	208.66
2014 - 15	204.66	210.75	213.79	215.40	212.95	212.61
2015 - 16	207.35	214.44	215.92	219.76	216.77	216.09
2016 - 17	210.59	218.47	219.31	224.08	221.11	220.10
2016 Dec	210.74	218.08	219.12	223.75	220.49	219.73
2017 Jan	209.06	216.45	217.53	222.27	219.39	218.35
Feb	209.50	217.04	218.21	223.13	220.57	219.25
Mar	213.26	221.11	222.53	227.66	225.07	223.62
Apr	211.31	219.28	220.76	226.03	223.82	222.07
May	209.42	217.49	219.03	224.41	222.49	220.51
Jun	209.71	217.96	219.50	224.70	222.37	220.68
Jul	208.76	216.83	218.32	223.29	220.70	219.28
Aug	216.40	215.00	218.04	217.58	218.66	215.29
Sep	216.93	215.99	218.84	218.27	219.23	215.65
Oct	216.93	215.99	218.84	218.27	219.23	215.65
Nov	216.93	224.40	225.65	229.75	226.63	226.29
Dec	215.47	223.27	224.68	229.09	226.47	225.66

7.3 Combined Consumer Price Index Numbers by Commodity Groups

Year/ month	General	Food & Non - Alcoholic Beverages	Alcoholic Beverages Tobacco	Clothing & Footwear	Housing water, Elec,Gas Fuels	H.hold Equip & Repair, Maintain- ance	Health	Trans- port	Communi- cation	Recre- ation & Culture	Educa- tion	Restau- rants & Hotels	Miscellne- ous goods & services
(2007-08=100)													
2012-13	174.53	195.05	191.02	175.58	151.34	179.87	156.56	186.43	126.16	169.07	156.69	203.63	199.49
2013-14	189.58	211.75	223.38	198.01	164.60	195.85	167.15	195.15	129.76	183.77	172.57	228.61	210.15
2014-15	198.16	217.32	269.93	213.82	174.93	208.68	176.19	187.22	130.09	190.29	196.40	244.58	221.13
2015-16	203.82	219.42	329.25	224.18	183.90	217.38	182.69	174.25	130.56	194.20	213.02	256.79	228.22
2016-17	212.29	226.59	368.88	233.36	192.91	223.90	201.82	172.93	131.79	196.31	235.65	269.92	240.23
2016 Dec	210.57	223.58	373.34	233.48	191.70	223.65	195.93	172.01	131.53	196.50	233.40	268.22	237.77
2017 Jan	210.94	221.00	377.97	234.02	194.42	223.92	208.45	172.81	131.54	196.73	233.41	268.90	238.58
Feb	211.54	221.66	379.55	234.34	194.45	224.32	210.17	174.75	131.58	196.88	233.96	269.63	241.06
Mar	213.32	226.16	380.92	234.46	194.44	224.59	211.21	175.69	132.69	197.14	233.98	271.02	242.19
Apr	216.30	230.25	382.78	235.61	196.62	224.95	212.43	176.33	132.87	196.02	249.20	275.88	244.71
May	216.33	229.65	383.32	236.71	196.70	226.42	212.65	176.43	132.87	196.12	249.23	277.29	245.99
Jun	215.45	229.18	324.60	237.99	196.71	226.80	212.66	175.87	132.91	196.15	249.26	277.76	246.71
Jul	216.19	229.99	306.67	238.66	198.88	227.74	212.91	175.18	132.88	196.09	249.54	278.44	247.19
Aug	216.61	230.99	306.25	239.19	198.93	228.05	213.05	174.61	133.03	196.33	249.61	278.44	248.46
Sep	217.98	234.23	304.80	239.52	198.95	229.10	213.90	175.74	133.04	196.78	249.61	281.08	250.12
Oct	219.61	235.69	305.31	239.94	200.90	229.47	214.27	177.05	133.10	196.83	258.75	283.85	249.67
Nov	220.42	236.61	305.51	241.01	200.94	230.52	214.79	178.51	133.14	197.14	262.35	284.76	252.27
Dec	220.20	235.12	305.76	241.98	201.02	230.93	217.33	179.67	133.15	197.65	262.35	285.32	253.23

**7.4: Consumer Price Index Numbers by Major Groups
and Selected Commodities
(2007-2008=100)**

Item and Specification	Weight	Index Numbers			% Change in Dec., 2017 over		
		Dec., 2017	Nov., 2017	Dec., 2016	Nov., 2017	Dec., 2016	
<u>General</u>	100.0000	220.20	220.42	210.57	-	0.10 +	4.57
<u>Food and non-alcoholic Beverages</u>	34.8343	235.12	236.61	223.58	-	0.63 +	5.16
1 Wheat	0.3477	203.16	200.97	205.54	+	1.09 -	1.16
2 Wheat Flour	4.1648	212.54	211.55	213.35	+	0.47 -	0.38
3 Wheat Product	0.0959	215.00	213.19	217.16	+	0.85 -	0.99
4 Besan	0.1500	279.43	280.28	350.39	-	0.30 -	20.25
5 Rice	1.5821	184.97	182.82	160.68	+	1.18 +	15.12
6 Cereals	0.1563	257.59	257.56	253.48	+	0.01 +	1.62
7 Bakery & Confectionary	1.1550	222.54	221.90	216.31	+	0.29 +	2.88
8 Nimco	0.4574	257.02	256.90	250.57	+	0.05 +	2.57
9 Meat	2.4303	287.23	285.83	266.71	+	0.49 +	7.69
10 Chicken	1.3596	190.64	154.15	157.28	+	23.67 +	21.21
11 Fish	0.2970	219.86	217.74	218.75	+	0.97 +	0.51
12 Milk Fresh	6.6800	277.89	277.08	267.57	+	0.29 +	3.86
13 Milk Products	0.6338	268.37	268.37	257.72	+	0.00 +	4.13
14 Milk Powder	0.1129	237.44	236.83	236.55	+	0.26 +	0.38
15 Eggs	0.4555	265.77	273.24	258.52	-	2.73 +	2.80
16 Mustard Oil	0.0952	162.61	161.96	156.65	+	0.40 +	3.80
17 Cooking Oil	1.7538	138.59	138.58	134.91	+	0.01 +	2.73
18 Vegetable Ghee	2.0714	143.53	143.68	139.83	-	0.10 +	2.65
19 Dry Fruits	0.2543	274.40	269.66	265.05	+	1.76 +	3.53
20 Fresh Fruits	1.8649	225.51	224.34	211.59	+	0.52 +	6.58
21 Pulse Masoor	0.2712	163.83	168.46	206.54	-	2.75 -	20.68
22 Pulse Moong	0.2336	215.02	222.21	272.85	-	3.24 -	21.19
23 Pulse Mash (Washed)	0.2098	232.82	242.09	320.74	-	3.83 -	27.41
24 Pulse Gram	0.2361	265.48	269.96	373.11	-	1.66 -	28.85
25 Gram Whole	0.1616	294.07	296.37	318.41	-	0.78 -	7.64
26 Beans	0.0269	240.94	242.81	230.80	-	0.77 +	4.39
27 Potatoes	0.4671	287.74	289.11	236.78	-	0.47 +	21.52
28 Onion	0.5312	373.37	478.11	162.08	-	21.91 +	130.36
29 Tomatoes	0.4391	244.37	349.90	163.62	-	30.16 +	49.35
30 Fresh Vegetables	1.6886	276.29	287.30	246.60	-	3.83 +	12.04
31 Sugar	1.0445	195.22	193.86	225.55	+	0.70 -	13.45
32 Gur	0.0220	260.27	259.06	268.12	+	0.47 -	2.93
33 Honey	0.0446	339.20	338.91	317.30	+	0.09 +	6.90
34 SweetMeat	0.2483	254.71	254.71	245.95	+	0.00 +	3.56
35 Beverages	1.1990	225.93	226.48	218.49	-	0.24 +	3.41
36 Jam, Tomato Ketchup & Pickles	0.2454	223.90	223.06	216.60	+	0.38 +	3.37
37 Condiments	0.2656	274.69	273.73	265.42	+	0.35 +	3.49
38 Spices	0.5441	238.45	239.01	238.63	-	0.23 -	0.08
39 Tea	0.8377	284.22	283.98	264.16	+	0.08 +	7.59
<u>Alcoholic Beverages, Tobacco</u>	1.4135	305.76	305.51	373.34	+	0.08 -	18.10
40 Cigarettes	1.3906	306.13	306.09	375.47	+	0.01 -	18.47
41 Betel Leaves & Nuts	0.0229	283.31	270.67	243.86	+	4.67 +	16.18
<u>Clothing and footwear</u>	7.5708	241.98	241.01	233.48	+	0.40 +	3.64
42 Cotton Cloth	1.7286	234.53	234.28	225.47	+	0.11 +	4.02
43 Woolen Cloth	0.8759	259.82	259.17	253.61	+	0.25 +	2.45
44 Readymade Garments	0.9739	250.26	248.53	239.41	+	0.70 +	4.53
45 Woolen Readymade Garments	0.3964	268.48	263.43	262.60	+	1.92 +	2.24
46 Hosiery	0.5094	254.53	252.67	245.88	+	0.74 +	3.52
47 Dopatta	0.4412	249.21	248.38	243.24	+	0.33 +	2.45
48 Cleaning and Laundry	0.2110	275.28	273.92	257.94	+	0.50 +	6.72
49 Tailoring	0.8840	329.52	328.50	308.64	+	0.31 +	6.77
50 Footwear	1.5504	167.58	167.51	166.82	+	0.04 +	0.46

Contd.

**7.4: Consumer Price Index Numbers by Major Groups
and Selected Commodities
(2007-2008=100)**

Item and Specification	Weight	Index Numbers			% Change in Dec., 2017 over	
		Dec., 2017	Nov., 2017	Dec., 2016	Nov., 2017	Dec., 2016
<u>Housing, water, Elec., Gas and other fuels</u>	29.4149	201.02	200.94	191.70	+	4.86
51 House Rent	21.8149	194.05	194.05	182.22	+	6.49
52 Construction Input Items	0.5623	259.48	257.16	249.23	+	4.11
53 Construction Wage Rates	0.3331	251.20	248.82	234.08	+	7.31
54 Water Supply	0.4971	171.58	171.58	164.74	+	4.15
55 Electricity	4.3985	238.10	238.10	238.10	+	0.00
56 Gas	1.5756	158.08	158.08	158.08	+	0.00
57 Kerosene Oil	0.0057	225.46	215.98	198.63	+	13.51
58 Firewood Whole	0.2277	295.82	295.15	290.35	+	1.88
<u>Furnishing and household equipment maintenance</u>	4.2082	230.93	230.52	223.65	+	3.26
59 Furniture	0.3315	224.47	223.87	215.42	+	4.20
60 Household Textiles	0.6489	234.44	233.22	226.07	+	3.70
61 Household Equipment	0.5936	183.53	183.57	179.28	-	2.37
62 Utensils	0.3212	238.03	236.75	225.53	+	5.54
63 Plastic Products	0.2547	215.30	215.02	208.70	+	3.16
64 Washing Soaps & Detergents	0.7893	233.55	233.40	229.76	+	1.65
65 Sewing Needle & Dr Cell	0.1496	209.80	209.80	202.74	+	3.48
66 Household Servant	1.0432	258.89	258.89	249.98	+	3.56
67 Marriage Hall Charges	0.0762	252.09	249.98	243.95	+	3.34
<u>Health</u>	2.1868	217.33	214.79	195.93	+	10.92
68 Drugs & Medicines	1.2667	186.36	186.14	162.31	+	14.82
69 Medical Equipments	0.0080	255.46	253.69	248.70	+	2.72
70 Doctor (MBBS) Clinic Fee	0.5904	290.92	282.22	270.37	+	7.60
71 Medical Tests	0.3217	203.28	202.91	190.38	+	6.78
<u>Transport</u>	7.2023	179.67	178.51	172.01	+	4.45
72 Motor Vehicles	0.6630	177.95	177.84	171.60	+	3.70
73 Motor Vehicle Accessories	0.2439	214.92	214.98	213.37	-	0.73
74 Motor Fuel	3.0269	155.48	152.90	139.99	+	11.07
75 Mechanical Service	0.4552	233.41	233.00	227.84	+	2.44
76 Motor Vehicle Tax	0.1099	210.18	210.18	210.18	+	0.00
77 Transport Services	2.7034	193.71	193.59	193.28	+	0.22
<u>Communication</u>	3.2198	133.15	133.14	131.53	+	1.23
78 Postal Services	0.0662	253.38	253.38	244.89	+	3.47
79 Communication & Apparatus	3.1536	130.62	130.62	129.15	+	1.14
<u>Recreation and culture</u>	2.0227	197.65	197.14	196.50	+	0.59
80 Recreation & Culture	0.8634	130.44	130.03	129.41	+	0.80
81 Text Books	0.5706	287.98	287.98	292.41	+	1.51
82 Newspapers	0.1934	184.59	184.40	177.62	+	3.92
83 Stationery	0.3953	220.48	218.82	213.85	+	3.10
<u>Education</u>	3.9431	262.35	262.35	233.40	+	12.40
84 Education	3.9431	262.35	262.35	233.40	+	12.40
<u>Restaurants and hotels</u>	1.2286	285.32	284.76	268.22	+	6.38
85 Readymade Food	1.2286	285.32	284.76	268.22	+	6.38
<u>Misc. goods and services</u>	2.7550	253.23	252.27	237.77	+	6.50
86 Personal Care	1.4935	232.45	231.98	219.13	+	6.08
87 Cosmetics	0.3853	207.40	206.64	201.47	+	2.94
88 Blades	0.0322	201.21	200.95	195.66	+	2.84
89 Personal Equipments	0.8440	312.92	310.95	288.94	+	8.30

**7.5 Combined Consumer Price Index Numbers by Quintiles
and Major Commodity Groups
December, 2017
(2007-2008=100)**

Income Quintiles	General	Food and non-alcoholic Beverages	Alcoholic Beverages, Tobacco	Clothing and footwear	Housing, water, Elec., Gas and other fuels	Furnishing and household equipment maintenance	Health	Trans-port	Communi-cation	Recre-ation and culture	Education	Restaur-ants and hotels	Misc. goods and services
------------------	---------	----------------------------------	------------------------------	-----------------------	--	--	--------	------------	----------------	-------------------------	-----------	-------------------------	--------------------------

All Urban Combined

Aggregate	220.20	235.12	305.76	241.98	201.02	230.93	217.33	179.67	133.15	197.65	262.35	285.32	253.23
Income Quintile 1	219.18	231.16	310.21	239.46	185.56	228.06	212.21	185.08	121.68	213.27	274.63	281.02	252.38
Income Quintile 2	221.92	232.81	310.01	239.75	198.57	227.67	213.43	180.09	121.45	210.35	270.62	282.87	250.74
Income Quintile 3	221.30	233.79	308.93	240.34	198.95	225.88	214.55	177.32	123.28	206.27	264.39	283.66	251.39
Income Quintile 4	222.54	234.99	307.87	241.39	206.22	224.90	216.38	174.36	127.47	200.53	265.98	284.43	251.27
Income Quintile 5	219.10	237.27	301.71	243.80	202.71	233.55	220.15	181.20	138.72	190.86	260.26	286.55	255.06

**7.6 Combined Consumer Price Index Numbers by Quintile,
Major Commodity Groups for Selected Cities
December, 2017
(2007-2008=100)**

Cities	General	Food & non-alcoholic Beverages	Alcoholic Beverages, Tobacco	Clothing & footwear	Housing, water, Elec., Gas & other fuels	Furnishing & household equipment maintenance	Health	Transport	Communication	Recreation & culture	Education	Restaurants & hotels	Misc. goods & services
--------	---------	--------------------------------	------------------------------	---------------------	--	--	--------	-----------	---------------	----------------------	-----------	----------------------	------------------------

Income Quintile 1

Rawalpindi	231.56	241.57	295.38	260.37	212.63	237.34	259.49	191.43	105.56	220.89	343.31	284.22	241.18
Islamabad	233.75	242.38	295.17	260.88	185.10	245.65	258.70	191.56	111.33	304.16	775.36	251.69	252.85
Lahore	208.62	235.60	294.51	234.73	151.49	255.06	213.80	172.21	104.55	220.61	304.53	248.90	302.45
Gujranwala	209.93	222.25	297.25	210.67	191.01	244.49	182.88	173.67	111.96	223.10	175.57	246.17	221.97
Sialkot	207.03	223.11	298.32	183.50	187.76	187.81	173.03	190.54	115.82	290.62	219.95	229.52	213.28
Faisalabad	225.54	231.34	296.62	219.65	213.32	208.78	275.90	171.03	129.28	243.95	212.08	299.08	260.01
Multan	211.87	222.45	313.97	214.64	190.00	214.51	182.89	168.92	145.57	225.24	207.48	248.60	232.79
Sargodha	232.27	232.13	295.61	225.41	232.93	263.54	208.00	222.37	111.94	251.86	262.82	356.19	262.17
Bahawalpur	232.46	228.80	285.12	269.23	231.10	224.51	198.83	181.38	176.15	267.53	259.64	295.70	220.04
Karachi	208.74	221.42	320.89	255.65	159.85	245.13	217.34	153.01	117.61	229.32	207.23	289.51	289.49
Hyderabad	202.52	224.58	298.07	210.25	153.35	205.79	201.05	170.97	113.49	199.02	300.64	252.67	239.73
Sukkur	212.53	221.91	294.68	245.49	171.57	210.19	173.49	175.17	169.56	183.60	440.21	332.81	217.30
Larkana	226.71	226.71	286.95	245.46	217.82	234.98	283.65	176.31	126.29	186.45	270.54	313.37	323.58
Peshawar	220.66	223.43	321.39	275.57	181.06	246.42	245.06	196.27	115.97	275.61	348.06	255.54	316.91
Bannu	227.56	228.69	341.12	212.51	236.29	250.91	193.04	194.19	115.17	234.68	205.63	340.87	294.31
Quetta	213.27	226.88	296.64	193.25	197.55	198.52	194.37	207.95	125.87	179.44	243.28	241.83	223.77
Khuzdar	219.50	227.20	297.81	252.33	175.12	249.93	229.85	194.91	127.07	181.49	342.73	469.80	228.26

Income Quintile 2

Rawalpindi	237.00	244.01	297.32	259.17	219.12	236.84	269.01	208.41	108.09	253.37	375.50	287.31	239.89
Islamabad	231.03	242.52	294.79	267.21	182.89	241.73	248.78	176.18	110.41	236.00	648.83	261.02	247.94
Lahore	208.26	235.58	294.91	231.84	154.32	260.08	208.67	164.94	104.22	220.97	302.81	254.43	296.47
Gujranwala	209.26	222.73	297.55	206.85	195.01	237.60	180.05	168.90	112.61	238.60	161.93	262.60	220.91
Sialkot	206.64	222.86	300.06	187.58	191.87	186.95	190.40	176.18	121.63	320.34	216.86	229.77	195.17
Faisalabad	223.82	230.98	296.32	221.61	217.80	215.26	264.61	169.66	121.79	237.55	200.55	287.08	256.79
Multan	212.32	225.10	313.41	214.85	194.39	211.74	183.27	163.63	136.00	232.33	212.82	245.22	229.17
Sargodha	233.14	233.29	295.10	224.93	238.94	264.94	211.02	205.07	105.38	259.88	238.39	352.29	266.32
Bahawalpur	232.72	229.45	284.44	259.85	235.47	231.36	199.11	165.60	175.43	259.32	340.80	311.08	218.63
Karachi	210.35	224.91	320.57	249.88	163.76	238.48	217.26	154.18	121.74	217.59	209.88	291.12	276.42
Hyderabad	203.48	225.47	298.19	211.54	157.29	209.10	198.97	173.31	115.09	190.43	323.55	257.61	242.51
Sukkur	213.45	222.19	292.48	245.38	176.49	205.95	174.83	181.51	166.91	187.90	435.13	326.12	215.16
Larkana	232.00	231.84	287.81	247.33	222.26	229.23	291.78	186.51	133.94	187.81	273.24	314.60	325.26
Peshawar	220.84	224.53	320.96	278.56	185.85	244.99	242.11	187.78	123.17	252.18	299.83	255.80	309.54
Bannu	227.73	229.40	336.22	213.05	234.58	243.48	199.64	190.59	117.64	223.17	265.33	317.59	319.03
Quetta	212.55	228.07	296.86	195.75	201.74	197.19	194.95	184.84	120.08	179.95	218.28	242.35	222.12
Khuzdar	218.30	227.98	297.96	253.29	162.67	266.18	231.75	181.46	132.90	187.15	317.33	461.87	227.02

Contd.

**7.6 Combined Consumer Price Index Numbers by Quintile,
Major Commodity Groups for Selected Cities
December, 2017
(2007-2008=100)**

Cities	General	Food & non-alcoholic Beverages	Alcoholic Beverages, Tobacco	Clothing & footwear	Housing, water, Elec., Gas & other fuels	Furnishing & household equipment maintenance	Health	Transport	Communication	Recreation & culture	Education	Restaurants & hotels	Misc. goods & services
--------	---------	--------------------------------	------------------------------	---------------------	--	--	--------	-----------	---------------	----------------------	-----------	----------------------	------------------------

Income Quintile 3

Rawalpindi	236.80	243.85	294.21	262.67	221.27	240.51	279.68	188.82	112.59	242.48	335.60	290.38	244.39
Islamabad	230.78	243.63	293.04	258.30	179.17	242.89	242.77	177.14	114.60	224.58	774.08	249.63	260.21
Lahore	207.35	237.21	294.37	233.55	145.61	261.04	209.62	161.64	107.30	221.88	282.09	251.32	299.40
Gujranwala	207.79	223.23	297.08	211.07	190.72	230.93	183.00	161.01	117.36	214.84	162.62	250.12	221.55
Sialkot	206.81	224.38	296.71	190.01	189.83	194.18	180.71	165.52	128.72	296.63	205.42	221.46	197.02
Faisalabad	223.45	232.20	292.94	221.67	219.74	215.26	263.31	163.05	122.26	235.09	205.65	279.35	255.36
Multan	211.73	225.93	312.58	213.81	191.88	203.17	184.48	162.39	136.98	223.14	221.58	240.96	226.35
Sargodha	233.61	232.30	294.15	226.55	244.95	265.48	208.28	194.68	110.68	254.84	285.82	375.38	265.57
Bahawalpur	233.52	230.71	285.31	263.91	240.96	232.77	192.57	166.07	175.98	245.75	265.68	303.87	222.94
Karachi	210.57	226.40	320.72	246.33	157.01	233.50	214.43	154.73	123.71	212.41	214.31	293.90	272.80
Hyderabad	201.74	225.52	297.96	212.85	146.74	211.06	196.26	171.48	123.89	195.56	324.85	256.53	245.69
Sukkur	212.42	221.66	299.81	246.75	166.49	209.53	170.04	172.54	164.62	185.41	482.26	318.40	214.82
Larkana	233.85	234.74	282.39	244.66	223.58	229.15	278.38	185.65	134.32	188.52	271.30	309.57	365.31
Peshawar	218.92	223.45	317.58	278.99	180.42	246.29	241.30	192.90	122.13	231.51	314.70	256.03	302.07
Bannu	226.79	231.20	340.46	220.03	237.16	232.72	191.87	175.99	121.33	212.11	213.97	323.73	315.84
Quetta	209.57	226.96	295.59	195.46	199.31	195.23	201.08	171.44	119.27	177.84	231.67	236.73	217.39
Khuzdar	217.93	232.90	296.73	247.95	152.50	260.10	238.51	174.70	135.40	184.07	342.74	450.15	229.26

Income Quintile 4

Rawalpindi	237.24	245.04	292.93	265.82	224.56	246.42	278.81	189.08	115.56	221.73	309.28	291.61	250.93
Islamabad	233.46	245.65	292.02	257.42	184.50	244.07	257.93	181.72	126.14	213.16	700.87	259.74	257.40
Lahore	207.81	238.72	293.38	233.11	159.48	258.48	207.84	158.79	112.05	212.97	292.38	249.14	299.15
Gujranwala	207.57	223.53	296.65	213.69	198.42	216.36	183.38	156.04	123.09	213.76	162.24	252.40	215.45
Sialkot	208.09	226.96	295.48	193.65	199.79	189.20	169.31	165.85	136.31	265.62	203.73	219.90	194.24
Faisalabad	222.91	233.19	295.79	222.91	224.39	217.15	261.66	158.98	123.72	219.08	220.08	281.39	252.16
Multan	212.93	227.77	310.93	215.92	202.38	203.85	180.82	160.10	139.51	212.71	227.28	235.87	230.90
Sargodha	237.09	234.96	293.33	228.73	245.93	276.38	210.39	190.50	116.82	279.26	339.48	372.53	265.89
Bahawalpur	234.07	231.08	283.48	260.65	241.15	232.35	193.39	164.45	175.63	238.31	309.50	287.60	227.30
Karachi	210.99	227.73	320.19	246.83	169.06	243.23	214.74	155.42	127.92	207.42	216.02	294.49	270.81
Hyderabad	202.99	227.25	296.30	213.13	161.39	210.88	196.84	168.38	130.14	194.71	325.80	259.70	249.75
Sukkur	215.70	224.27	287.88	247.46	181.06	211.44	173.82	164.48	164.75	185.09	489.91	318.84	221.90
Larkana	238.73	240.63	279.96	244.48	227.31	231.00	289.50	178.46	142.23	187.34	296.08	310.88	395.61
Peshawar	220.32	226.51	314.55	279.02	190.08	236.80	250.95	187.08	126.53	231.37	297.27	261.11	296.98
Bannu	231.02	235.73	343.62	225.32	234.94	241.96	182.23	187.57	121.56	202.40	214.64	321.17	319.21
Quetta	210.82	226.93	295.80	198.29	206.12	194.57	201.86	174.45	122.08	175.84	240.99	236.70	213.83
Khuzdar	222.93	236.25	297.22	248.37	170.30	277.19	238.36	174.82	143.60	185.47	372.11	439.22	241.86

Contd.

**7.6 Combined Consumer Price Index Numbers by Quintile,
Major Commodity Groups for Selected Cities
December, 2017
(2007-2008=100)**

Cities	General	Food & non-alcoholic Beverages	Alcoholic Beverages, Tobacco	Clothing & footwear	Housing, water, Elec., Gas & other fuels	Furnishing & household equipment maintenance	Health	Transport	Communication	Recreation & culture	Education	Restaurants & hotels	Misc. goods & services
--------	---------	--------------------------------	------------------------------	---------------------	--	--	--------	-----------	---------------	----------------------	-----------	----------------------	------------------------

Income Quintile 5

Rawalpindi	239.77	248.75	288.38	265.14	227.51	250.99	273.42	197.30	127.68	206.35	321.87	294.27	281.03
Islamabad	228.21	248.10	287.37	264.49	184.40	255.73	260.36	200.45	130.89	206.01	464.06	272.76	272.50
Lahore	205.90	244.05	288.09	238.66	160.18	246.63	204.91	170.97	126.89	205.45	271.17	257.29	303.55
Gujranwala	205.23	226.25	294.43	217.02	199.88	192.05	182.68	161.05	138.98	194.51	157.24	249.11	226.95
Sialkot	205.69	228.92	294.60	196.90	200.21	186.58	172.15	169.38	138.05	244.32	195.36	221.65	202.92
Faisalabad	222.11	236.71	294.79	222.91	226.45	216.85	252.91	167.10	130.84	208.49	267.08	274.33	249.03
Multan	211.36	231.93	292.38	216.28	203.94	194.05	182.81	174.58	139.51	208.02	248.73	236.17	231.66
Sargodha	245.66	239.20	293.39	245.87	243.86	377.66	209.78	189.26	125.96	239.73	507.62	389.03	279.16
Bahawalpur	238.36	234.53	282.87	258.93	241.94	246.51	188.48	176.13	176.73	233.87	343.08	299.69	236.90
Karachi	212.47	231.95	313.76	247.84	168.53	330.49	219.45	178.69	139.73	197.44	223.29	297.77	275.32
Hyderabad	202.73	231.38	295.41	216.71	162.74	193.76	192.58	178.47	140.39	185.42	324.28	265.04	257.18
Sukkur	214.85	226.75	282.21	247.80	182.65	208.32	171.80	174.75	166.32	182.49	476.46	320.53	227.92
Larkana	238.59	241.22	276.92	243.31	227.76	234.90	299.86	182.74	147.17	174.76	355.47	311.00	361.19
Peshawar	220.12	229.88	304.01	277.07	189.38	227.50	233.36	203.00	133.39	192.07	318.95	257.58	283.78
Bannu	225.21	230.88	345.53	216.60	234.69	215.52	189.62	157.20	124.59	204.48	302.40	335.99	268.46
Quetta	211.04	228.47	292.36	198.59	209.26	179.96	190.89	177.28	129.63	173.64	242.39	239.56	220.52
Khuzdar	221.14	235.37	293.62	254.16	164.44	264.66	233.34	166.11	154.03	192.45	418.03	459.46	258.60

Aggregate

Rawalpindi	238.12	246.84	291.07	264.73	224.15	249.50	274.70	195.73	123.55	214.23	321.80	292.82	270.81
Islamabad	227.94	247.41	288.43	263.67	182.56	254.77	259.19	199.37	130.10	207.98	476.38	272.23	270.97
Lahore	206.32	240.29	291.80	235.66	157.03	250.40	206.98	167.47	119.76	211.51	277.93	254.62	301.28
Gujranwala	207.26	223.98	296.27	212.87	196.87	210.98	182.68	160.67	127.57	210.78	160.92	250.73	222.04
Sialkot	206.31	226.59	296.20	193.06	196.36	188.45	175.12	168.61	135.00	265.95	201.33	222.38	199.29
Faisalabad	223.02	233.20	295.22	222.05	222.09	216.03	261.38	165.20	126.90	223.80	238.87	281.89	253.16
Multan	211.64	227.95	307.01	215.45	199.21	199.03	182.74	170.41	139.18	214.29	239.09	238.01	230.52
Sargodha	237.24	234.56	294.09	230.75	242.11	310.46	209.66	192.60	117.46	257.13	364.52	376.03	269.47
Bahawalpur	235.10	231.18	284.33	261.87	238.42	239.47	192.88	173.12	176.29	243.99	328.32	298.88	227.78
Karachi	210.93	229.28	317.01	247.73	164.95	307.14	217.51	172.31	135.31	202.89	221.13	296.20	274.35
Hyderabad	202.62	227.51	296.94	213.77	159.37	201.59	195.79	174.56	132.14	190.94	323.82	260.64	251.22
Sukkur	214.06	223.58	290.10	246.80	178.23	209.17	172.76	171.76	165.69	184.63	477.88	321.45	220.74
Larkana	234.23	234.67	283.38	245.11	224.68	231.69	288.91	182.02	137.98	185.09	311.94	311.75	357.36
Peshawar	219.99	226.28	315.36	277.77	187.47	233.56	239.07	199.61	129.24	216.55	315.56	257.61	294.46
Bannu	227.81	231.66	341.03	218.60	234.66	233.87	189.78	174.96	121.14	210.51	247.11	326.11	297.43
Quetta	211.09	227.55	294.51	197.13	205.37	189.79	196.69	176.33	124.32	176.24	237.76	238.59	218.34
Khuzdar	219.86	230.61	297.16	251.15	169.20	262.75	234.17	178.85	136.19	185.45	350.53	456.70	235.77

**7.7 Combined Consumer Price Index Numbers by Income Groups/City
and Commodity Groups for all Centers Covered in CPI
December, 2017
(2007-2008=100)**

Cities	General	Food and non-alcoholic Beverages	Alcoholic Beverages, Tobacco	Clothing and footwear	Housing, water, Elec., Gas and other fuels	Furnishing and household equipment maintenance	Health	Transport	Communication	Recreation and culture	Education	Restaurants and hotels	Misc. goods and services	
Rawalpindi	01	238.12	246.84	291.07	264.73	224.15	249.50	274.70	195.73	123.55	214.23	321.80	292.82	270.81
Islamabad	02	227.94	247.41	288.43	263.67	182.56	254.77	259.19	199.37	130.10	207.98	476.38	272.23	270.97
Attock	03	216.50	229.92	289.69	248.90	163.56	238.15	212.03	194.47	122.24	191.59	349.11	324.13	295.00
Jhelum	04	216.05	230.76	292.85	257.44	191.31	226.32	220.71	185.03	126.86	227.45	250.60	275.85	228.23
Lahore	05	206.32	240.29	291.80	235.66	157.03	250.40	206.98	167.47	119.76	211.51	277.93	254.62	301.28
Sahiwal	06	246.57	245.79	288.78	310.98	238.52	229.86	236.45	180.44	136.98	212.88	372.67	303.59	279.77
Gujranwala	07	207.26	223.98	296.27	212.87	196.87	210.98	182.68	160.67	127.57	210.78	160.92	250.73	222.04
Wazirabad	08	215.45	234.27	297.97	218.21	201.14	205.58	179.90	160.29	128.37	215.26	162.28	250.28	233.44
Sialkot	09	206.31	226.59	296.20	193.06	196.36	188.45	175.12	168.61	135.00	265.95	201.33	222.38	199.29
Faisalabad	10	223.02	233.20	295.22	222.05	222.09	216.03	261.38	165.20	126.90	223.80	238.87	281.89	253.16
Jhang	11	235.49	237.80	306.02	338.89	211.33	242.17	268.06	177.41	136.72	221.34	205.65	285.51	235.08
Multan	12	211.64	227.95	307.01	215.45	199.21	199.03	182.74	170.41	139.18	214.29	239.09	238.01	230.52
Muzaffargarh	13	217.75	234.94	290.13	238.50	191.93	205.76	187.34	167.66	143.44	224.94	198.10	279.36	235.47
D. G. Khan	14	228.99	237.55	307.12	275.98	235.52	227.89	207.19	161.30	123.10	199.17	124.01	271.66	215.35
Vehari	15	219.92	230.43	305.18	230.54	220.09	217.40	174.45	168.12	132.00	217.58	236.78	282.00	253.56
Sargodha	16	237.24	234.56	294.09	230.75	242.11	310.46	209.66	192.60	117.46	257.13	364.52	376.03	269.47
Mianwali	17	252.25	244.52	292.04	193.77	320.54	223.56	202.46	168.36	108.49	257.08	389.66	262.75	267.48
Bahawalpur	18	235.10	231.18	284.33	261.87	238.42	239.47	192.88	173.12	176.29	243.99	328.32	298.88	227.78
Bahawalnagar	19	233.96	237.51	305.09	303.63	222.25	278.69	199.19	170.31	139.57	225.23	250.17	328.44	247.37
R. Y. Khan	20	229.49	236.82	295.87	278.10	211.64	240.83	186.58	172.15	126.31	223.40	393.45	294.06	233.18
Karachi	21	210.93	229.28	317.01	247.73	164.95	307.14	217.51	172.31	135.31	202.89	221.13	296.20	274.35
Hyderabad	22	202.62	227.51	296.94	213.77	159.37	201.59	195.79	174.56	132.14	190.94	323.82	260.64	251.22
Nawabshah	23	252.12	255.38	331.08	294.37	208.34	244.17	237.44	168.88	138.95	165.27	596.11	324.45	421.78
Mirpukhas	24	214.38	233.27	298.90	215.85	186.40	194.12	185.74	171.62	114.88	173.16	333.64	327.66	239.36
Mithi	25	228.86	233.50	299.22	209.82	243.80	188.66	180.69	163.81	112.87	153.16	351.23	296.84	267.35
Sukkur	26	214.06	223.58	290.10	246.80	178.23	209.17	172.76	171.76	165.69	184.63	477.88	321.45	220.74
Larkana	27	234.23	234.67	283.38	245.11	224.68	231.69	288.91	182.02	137.98	185.09	311.94	311.75	357.36
Dadu	28	219.90	245.00	302.35	229.93	177.29	221.13	179.79	171.04	120.54	176.08	482.45	258.52	215.79
Peshawar	29	219.99	226.28	315.36	277.77	187.47	233.56	239.07	199.61	129.24	216.55	315.56	257.61	294.46
Mardan	30	251.55	230.15	348.88	302.22	257.84	226.81	220.52	206.20	126.26	244.63	531.15	275.08	325.10
Abbottabad	31	228.73	235.22	287.69	288.62	169.86	325.12	255.70	217.36	147.50	230.06	290.21	290.92	252.77
Bannu	32	227.81	231.66	341.03	218.60	234.66	233.87	189.78	174.96	121.14	210.51	247.11	326.11	297.43
D. I. Khan	33	227.46	236.11	320.48	218.88	241.02	212.68	196.53	159.56	112.78	168.98	399.84	258.55	231.21
Mingora	34	244.82	236.51	339.03	294.77	210.65	237.36	291.56	202.17	131.50	235.45	376.02	338.63	497.49
Quetta	35	211.09	227.55	294.51	197.13	205.37	189.79	196.69	176.33	124.32	176.24	237.76	238.59	218.34
Turbat	36	234.32	212.59	336.17	204.77	303.81	221.50	213.46	153.68	118.94	147.82	295.62	317.12	247.32
Gawadar	37	217.58	225.39	270.57	215.59	210.60	211.82	222.14	145.92	109.28	119.98	348.98	392.21	244.39
Loralai	38	238.87	240.23	350.52	241.80	255.64	205.77	218.01	180.10	120.85	207.74	273.98	358.31	261.28
Khuzdar	39	219.86	230.61	297.16	251.15	169.20	262.75	234.17	178.85	136.19	185.45	350.53	456.70	235.77
D. M. Jamali	40	227.44	244.92	355.38	210.44	199.83	227.46	217.07	183.02	123.71	160.63	331.38	299.84	224.68

7.8 Index Numbers of Wholesale Prices by Commodity Groups

Year / month	General	Agriculture Forestry & Fishery Product	Others & Minerals electricity gas & water	Food product Beverages & tobacco Textile Apparel & Leather Product	Other transportable Goods	Metal product Machinery & Equipment
--------------	---------	---	---	--	------------------------------	---

(2007-08=100)

2012-13	194.61	198.23	211.17	188.39	203.93	159.29
2013-14	158.88	165.52	163.62	156.11	162.99	132.02
2014-15	209.85	220.56	245.47	206.76	197.12	172.72
2015-16	207.64	226.43	244.24	213.58	171.21	171.46
2016-17	216.02	248.00	242.08	225.59	168.07	174.40
2016 Dec	213.76	240.83	242.61	224.74	167.14	174.28
2017 Jan	214.84	240.28	242.43	226.31	170.47	174.43
Feb	215.86	243.57	242.78	226.40	170.89	174.49
Mar	217.29	247.41	242.56	227.09	171.65	175.44
Apr	219.22	254.52	242.28	227.31	171.61	176.25
May	218.78	252.57	241.85	227.51	171.76	176.43
Jun	217.77	255.41	241.61	222.73	170.67	176.73
Jul	217.24	251.86	241.76	224.20	170.61	176.14
Aug	217.96	250.96	242.53	226.39	170.93	177.02
Sep	218.08	252.05	242.68	225.30	171.64	177.12
Oct	219.41	254.45	242.97	226.01	173.59	177.34
Nov	220.20	252.96	243.05	227.22	176.98	177.63
Dec	221.00	252.94	243.79	227.93	179.11	177.80

7.9 Index Numbers of Wholesale Prices by Commodities

Year/month	AGRICULTURE FORESTRY & FISHERY										
	Wheat	Maize	Rice	Sorghum/ Jowar	Millet/ Bajra	Vegetables	Fresh Fruits	Dry Fruits	Cotton Seeds	Other oil Seeds	Edible Roots Potatoes

(2007-08=100)

2012-13	188.52	174.74	165.42	211.29	177.02	216.66	216.05	181.47	168.92	177.67	162.82
2013-14	227.13	185.28	177.67	279.98	179.06	254.41	226.73	201.66	185.58	178.30	314.12
2014-15	209.29	191.65	172.20	300.13	173.82	255.40	245.60	227.30	208.86	179.03	314.37
2015-16	209.07	194.53	147.58	291.34	192.41	258.45	254.69	245.18	249.16	162.08	152.76
2016-17	208.21	193.44	154.49	244.45	180.10	280.77	264.68	241.41	268.07	178.77	227.85
2016 Dec	212.55	186.79	148.27	236.86	168.85	228.09	209.13	249.28	267.33	182.29	237.47
2017 Jan	214.17	186.37	153.30	236.93	167.74	203.45	221.77	242.90	266.81	189.43	171.38
Feb	215.69	187.42	157.46	235.79	168.08	211.37	230.94	241.74	267.94	181.39	164.46
Mar	215.36	188.80	158.39	252.72	166.48	228.79	266.14	237.76	273.72	181.57	193.76
Apr	208.27	196.14	161.46	237.62	168.81	309.16	302.55	237.07	274.20	182.29	196.74
May	199.84	193.75	164.78	211.32	160.16	244.61	319.44	236.56	277.04	181.57	232.84
Jun	197.88	194.40	166.29	211.32	163.48	241.83	362.37	236.63	277.99	181.04	271.09
Jul	196.73	187.91	167.90	213.13	160.62	285.60	314.93	237.06	280.36	182.82	273.56
Aug	194.17	189.41	168.81	209.74	157.16	296.47	284.12	233.30	278.51	182.82	256.16
Sep	196.01	191.42	168.67	211.96	160.05	400.21	253.92	235.18	260.12	185.96	271.48
Oct	200.05	191.03	169.62	216.04	160.38	431.44	257.11	243.99	260.64	190.07	266.89
Nov	205.94	192.98	167.04	216.66	169.49	382.44	215.99	248.97	254.01	194.39	271.08
Dec	207.62	197.32	169.19	226.29	169.85	332.34	231.15	258.63	255.91	194.71	295.50

Contd.

7.9 Index Numbers of Wholesale Prices by Commodities

Year/month	AGRICULTURE FORESTRY & FISHERY											
	Stimulant & spice crops	Pulses	Sugar crops	Fibre crops	Unmanufactured tobacco	Poultry	Milk from bovine animals	Eggs	Raw animal material / wool	Hides&fur skins wool	Fuel wood in logs	Fishes fresh or chilled
(2007-08=100)												
2012-13	184.68	204.81	267.92	193.56	171.49	178.40	213.81	191.02	138.84	139.08	215.48	191.11
2013-14	316.66	186.74	267.92	217.41	186.62	202.88	225.98	200.17	155.22	145.20	238.11	247.73
2014-15	350.96	207.90	277.32	172.23	213.88	193.98	249.87	204.51	173.19	155.20	252.59	270.19
2015-16	269.52	252.23	286.30	170.39	230.07	191.41	255.23	186.82	176.08	153.18	263.90	354.97
2016-17	222.16	290.65	275.16	209.16	271.01	183.11	266.08	209.31	175.73	120.95	272.97	460.20
2016 Dec	226.70	306.52	268.94	204.48	271.72	160.36	267.02	272.03	175.58	116.10	274.82	447.84
2017 Jan	221.64	294.48	268.94	207.18	274.91	157.27	268.18	257.22	177.44	113.78	277.01	446.03
Feb	224.40	271.33	268.94	216.97	277.88	169.47	266.07	229.04	178.30	105.67	277.01	466.43
Mar	218.25	262.14	268.94	219.67	277.89	217.22	266.07	173.47	177.63	106.49	279.63	466.06
Apr	211.77	266.68	268.94	219.01	279.24	223.38	268.56	169.58	177.28	107.72	279.63	467.04
May	208.56	269.80	268.94	218.63	290.42	205.02	268.56	178.14	176.86	106.42	279.63	466.43
Jun	221.79	266.71	268.94	219.02	291.25	192.50	268.56	182.17	176.22	106.42	279.63	466.43
Jul	243.03	266.22	268.94	204.44	290.76	201.12	268.56	191.56	173.80	102.78	279.63	463.98
Aug	269.90	263.31	268.94	204.58	290.62	190.18	269.94	199.48	172.91	100.98	279.63	463.98
Sep	294.09	263.85	268.94	199.67	293.30	226.19	269.94	204.41	172.91	98.57	279.63	440.36
Oct	292.37	263.60	268.94	198.59	296.90	178.79	272.70	213.03	173.18	103.25	282.69	450.77
Nov	281.17	260.73	268.94	208.95	297.10	157.76	272.70	288.96	173.53	103.77	282.69	457.89
Dec	265.09	254.88	257.62	208.95	305.98	204.55	272.70	281.12	173.34	104.78	283.56	465.17

Contd.

7.9 Index Numbers of Wholesale Prices by Commodities

Year/Month	ORES/MINERALS, GAS & ELECT.				FOOD, BEVERAGES, TOBACCO TEXTILE, APPAREL, LEATHER TEXTILE					
	Coal not Agglomerated	Natural Gas liquified	Salt pure sodium chloride	Electrical Energy	Meat of Animals	Vegetables & fruit Juices	Dried Fruits & Nuts	Fruits & Juices	Vegetable Oil Refined	Vegetable Ghee

(2007-08=100)

2012-13	209.81	197.43	175.78	226.10	228.80	186.93	219.33	158.67	157.94	141.75
2013-14	223.53	203.85	223.53	281.02	238.93	192.48	221.32	166.33	162.31	141.51
2014-15	223.53	202.94	247.76	292.89	257.56	197.17	226.22	172.75	159.75	132.06
2015-16	191.01	207.76	252.31	293.22	267.79	201.97	239.02	177.58	150.41	119.85
2016-17	154.51	209.55	245.12	288.00	282.23	216.85	255.25	181.49	153.08	124.63
2016 Dec	155.29	210.67	235.45	288.00	280.41	214.03	261.81	179.33	152.35	125.82
2017 Jan	155.29	210.29	235.45	288.00	282.02	222.28	264.94	179.58	152.91	126.00
Feb	155.29	210.99	238.53	288.00	279.49	223.21	264.08	179.72	154.12	126.40
Mar	155.29	210.52	240.26	288.00	283.49	223.21	264.08	179.97	154.86	126.57
Apr	155.29	209.92	242.00	288.00	287.03	223.21	263.49	180.42	155.05	126.45
May	155.29	208.89	254.38	288.00	288.83	223.21	267.71	181.68	154.94	126.11
Jun	155.29	208.46	246.13	288.00	291.67	224.14	268.30	181.82	155.51	126.16
Jul	155.29	208.82	242.77	288.00	294.10	223.38	268.30	181.83	155.56	126.24
Aug	155.29	210.37	248.46	288.00	303.71	223.38	263.87	182.38	155.87	126.04
Sep	155.29	210.69	248.46	288.00	304.31	224.22	268.09	182.36	154.86	125.89
Oct	155.29	211.29	248.46	288.00	306.11	224.22	269.70	182.53	155.12	125.78
Nov	155.29	211.46	248.46	288.00	306.11	224.22	281.80	182.53	154.34	126.25
Dec	155.29	212.93	257.14	288.00	309.09	226.05	291.10	182.56	154.77	126.41

Contd.

7.9 Index Numbers of Wholesale Prices by Commodities

Year/month	FOOD, BEVERAGES, TOBACCO TEXTILE, APPAREL, LEATHER TEXTILE												
	Oil cakes	Processed Liquid Milk	Milk & cream in solid form	Ice cream	Dairy Product N.E.C	Wheat Flour	Other cereal Flour	Sugar Refined	Choco late	Sugar Confectionary	Coffee & Tea	Spices	Other Food Product

(2007-08=100)

2012-13	166.19	207.70	171.54	172.43	207.02	172.24	194.72	201.93	99.19	101.34	203.24	279.84	319.16
2013-14	191.83	211.76	196.23	210.37	220.93	205.78	139.04	206.98	99.19	102.28	215.49	193.08	308.00
2014-15	203.54	243.81	219.96	219.91	239.23	198.20	149.19	217.88	99.19	103.59	192.27	189.96	295.24
2015-16	213.66	248.23	218.49	223.59	246.04	196.65	233.09	237.16	100.75	118.70	242.82	189.17	292.27
2016-17	229.42	258.73	219.63	243.11	252.64	194.74	288.67	242.70	99.77	125.99	243.24	190.21	293.92
2016 Dec	229.61	257.57	218.90	238.04	252.95	196.85	328.97	235.83	100.00	128.44	240.04	190.44	293.85
2017 Jan	230.47	257.57	219.07	238.04	254.27	197.36	318.36	244.78	100.00	128.44	241.34	190.41	293.85
Feb	225.71	257.27	219.31	238.04	254.42	197.50	269.57	235.50	100.00	128.44	244.86	190.46	293.85
Mar	226.58	262.24	218.15	245.21	254.42	197.79	250.54	223.81	100.00	128.44	254.52	190.42	293.85
Apr	229.75	262.24	218.15	245.21	254.71	194.97	242.58	221.44	100.00	128.44	256.18	190.30	293.85
May	227.54	264.31	218.36	261.28	255.13	191.32	252.55	214.13	100.00	128.44	264.11	189.72	294.51
Jun	227.93	266.86	219.35	261.28	258.19	189.57	247.19	210.04	100.00	128.44	263.86	189.72	294.01
Jul	229.39	279.71	221.77	266.02	269.53	188.03	236.55	203.39	100.00	128.44	261.18	189.72	294.01
Aug	228.42	282.01	222.44	266.02	268.85	186.18	226.59	221.26	100.00	128.44	258.68	199.08	294.50
Sep	218.98	282.01	224.00	266.02	268.85	187.13	227.95	209.70	100.00	128.44	255.28	201.92	294.50
Oct	222.38	284.79	224.08	266.02	264.15	189.87	226.42	204.64	100.00	128.44	253.21	202.06	294.50
Nov	228.88	286.83	223.74	266.02	264.68	195.25	226.05	202.58	100.00	128.44	253.35	201.96	294.50
Dec	228.61	286.83	223.69	266.02	266.50	197.14	219.79	205.52	100.00	128.44	253.26	202.03	294.50

Contd.

7.9 Index number of wholesale prices by commodities

Year/month	FOOD, BEVERAGES, TOBACCO TEXTILE, APPAREL, LEATHER TEXTILE									
	Mineral Water	Beverages	Tobacco Product	Cotton Yarn	Nylon Yarn	Blended Yarn	Woven Fabrics	Cotton Fabrics	Other Fabrics	Silk & Reyon Fabrics
(2007-08=100)										
2012-13	168.78	137.45	208.80	208.38	181.46	193.63	196.76	175.90	166.96	152.04
2013-14	182.07	151.87	246.42	213.03	178.22	198.57	222.82	189.15	182.16	161.87
2014-15	186.75	170.90	296.01	180.86	157.07	189.75	247.06	199.86	207.66	177.39
2015-16	190.57	172.11	378.88	173.44	147.60	180.47	270.86	203.54	218.26	187.05
2016-17	197.93	172.31	429.82	198.86	144.76	180.50	299.85	209.64	224.71	189.20
2016 Dec	198.57	172.33	435.03	194.35	143.99	180.58	310.72	209.34	224.40	189.21
2017 Jan	198.57	172.33	445.85	196.95	143.99	180.91	310.72	209.34	224.40	188.10
Feb	198.57	172.33	445.85	203.06	143.99	181.06	310.72	209.30	224.40	186.55
Mar	198.57	172.33	445.85	203.06	143.99	182.33	310.72	209.30	224.40	186.55
Apr	198.57	172.33	445.85	203.06	143.99	182.78	310.72	209.95	224.40	186.55
May	198.57	172.03	445.85	203.16	143.99	182.28	316.28	211.60	227.16	188.89
Jun	198.57	172.03	318.37	203.44	143.99	182.11	316.28	211.60	227.16	188.89
Jul	199.51	172.92	318.37	202.68	143.99	182.65	316.28	211.33	227.16	188.89
Aug	199.51	172.85	318.37	202.49	143.99	183.38	316.28	211.33	227.16	188.89
Sep	206.35	172.85	318.37	201.61	143.99	183.55	316.28	211.47	227.16	188.14
Oct	208.51	172.85	318.37	202.18	143.99	184.65	316.28	211.50	227.16	188.14
Nov	207.93	172.85	318.37	204.94	143.99	186.96	316.28	211.50	227.16	188.14
Dec	208.14	172.85	318.37	204.94	143.99	186.96	321.49	212.00	227.16	188.14

Contd.

7.9 Index number of wholesale prices by commodities

Year / month	FOOD, BEVERAGES, TOBACCO TEXTILE, APPAREL, LEATHER TEXTILE										
	Towels	Blankets	Bedsheet	Quilt	Woolen Carpets	Synthetic Carpets	Hosiery Product	Ready made Garments	Leather without Hairs	Other Leather N.E.C	Foot wears
(2007-08=100)											
2012-13	202.34	179.22	201.81	150.78	106.55	116.43	176.65	137.23	111.60	130.47	134.42
2013-14	231.49	205.36	230.69	166.21	110.96	115.50	191.70	156.73	168.48	288.58	134.22
2014-15	257.45	230.50	249.94	187.32	130.72	124.64	212.44	184.42	215.90	221.91	134.22
2015-16	267.20	241.24	256.29	198.19	155.16	128.26	222.15	193.88	220.42	206.93	137.54
2016-17	271.92	246.60	256.73	198.19	193.95	129.82	236.13	199.46	222.98	207.31	145.05
2016 Dec	271.17	247.52	257.96	203.79	196.43	129.25	241.83	201.70	226.61	207.31	145.51
2017 Jan	271.17	247.52	256.07	203.79	196.43	129.25	241.83	199.15	221.97	207.31	145.51
Feb	276.14	247.38	256.07	203.79	196.43	129.25	241.83	199.15	221.97	207.31	145.51
Mar	276.14	247.52	256.07	203.79	196.43	130.95	241.83	196.08	221.97	207.31	145.51
Apr	276.14	247.52	256.07	203.79	196.43	130.95	241.83	197.19	221.97	207.31	145.51
May	276.14	247.52	256.87	203.79	196.43	130.95	243.31	197.19	221.97	207.31	145.51
Jun	276.14	247.52	256.87	203.79	196.43	130.95	243.31	201.37	221.97	207.31	145.51
Jul	276.14	247.52	256.87	208.42	196.43	130.95	243.31	201.37	221.97	207.31	145.51
Aug	276.14	247.52	256.87	208.42	196.43	130.95	243.31	201.37	221.97	207.31	145.51
Sep	276.14	247.52	256.87	213.05	196.43	130.95	243.31	201.37	221.97	207.31	145.51
Oct	276.14	247.38	256.87	222.32	196.43	130.95	244.11	201.37	221.97	207.31	145.51
Nov	276.14	257.93	256.87	222.32	196.43	130.95	244.11	201.37	212.68	207.02	145.51
Dec	276.14	265.03	256.87	222.32	196.43	130.95	244.11	201.37	212.68	207.02	145.51

Contd.

7.9 Index number of wholesale prices by commodities

Year/month	OTHER TRANSPORTABLE GOODS												
	Timber	Printing Paper	Hard Board	Coke	Motor Sprit	Diesel Oil	Kerosine Oil	Furnace Oil	Mobile Oil	Chemicals	Dying Materials	Fertilizers	Pesticides
(2007-08=100)													
2012-13	149.51	158.66	193.63	163.45	168.70	257.74	260.42	177.08	183.78	154.14	105.42	261.38	195.99
2013-14	170.36	169.84	220.14	163.45	184.99	271.23	283.49	176.90	194.20	171.90	115.91	266.33	227.17
2014-15	195.72	167.58	218.10	163.45	147.81	214.81	228.04	132.51	201.20	196.13	145.04	272.04	281.42
2015-16	214.44	163.34	199.14	163.45	120.71	157.60	137.91	70.22	198.20	184.23	146.55	267.53	310.85
2016-17	225.62	166.07	212.50	163.45	115.52	149.70	115.81	93.94	197.45	174.85	146.55	219.37	306.54
2016 Dec	225.41	165.63	220.83	163.45	111.92	147.31	115.11	96.87	196.91	175.83	146.55	215.07	304.43
2017 Jan	225.41	165.63	220.83	163.45	115.01	149.57	115.49	108.68	196.91	177.81	146.55	215.39	304.43
Feb	225.41	165.63	220.83	163.45	120.40	153.09	115.11	105.61	196.91	170.99	146.55	215.96	304.43
Mar	226.13	165.63	220.83	163.45	123.29	155.81	117.12	104.67	196.91	170.99	146.55	216.49	304.43
Apr	231.53	173.54	220.83	163.45	124.98	156.91	117.12	98.59	200.49	170.99	146.55	218.31	304.43
May	231.53	165.63	220.83	163.45	124.98	156.91	117.12	99.91	201.29	173.01	146.55	218.85	304.43
Jun	231.53	165.67	220.83	163.45	122.95	155.08	117.12	98.32	201.29	172.93	146.55	216.40	304.43
Jul	231.53	166.11	220.83	163.45	120.42	153.43	117.12	97.35	201.29	177.88	146.55	215.02	306.06
Aug	231.53	166.40	225.00	163.45	117.38	150.68	117.12	101.72	201.29	180.49	146.55	215.94	306.06
Sep	231.53	166.60	225.00	163.45	120.76	150.68	117.12	103.94	201.29	180.05	146.55	216.26	306.92
Oct	231.53	166.31	225.00	163.45	124.14	155.86	127.80	110.73	200.23	177.12	146.55	216.49	306.92
Nov	231.53	166.45	225.00	163.45	128.35	166.05	141.66	112.15	200.62	179.89	146.55	220.00	307.23
Dec	231.53	166.45	225.00	163.45	130.85	172.21	153.38	110.34	200.62	182.27	146.55	223.94	305.84

Contd.

7.9 Index number of wholesale prices by commodities

Year / month	OTHER TRANSPORTABLE GOODS												
	Insecticides	Paints & Varnishes	Medicines	Soaps & Detergent	Auto Tyers	Plastic Products	Glass Sheets	Other Glass Articles	Ceramics & Sanitary	Bricks Blocks & Tiles	Cement	Bed Foams	Matches
(2007-08=100)													
2012-13	120.85	237.85	138.59	167.01	180.56	193.02	192.56	199.82	158.32	176.20	185.77	141.29	132.57
2013-14	143.37	260.43	139.76	180.26	185.96	201.16	207.04	212.10	182.46	193.91	203.42	148.32	143.20
2014-15	160.37	285.05	144.94	178.53	190.42	216.58	220.72	234.52	213.29	206.14	208.01	154.60	146.44
2015-16	135.83	295.05	151.50	176.76	188.83	228.68	231.30	247.70	226.84	215.66	206.72	161.34	162.62
2016-17	139.49	295.34	170.26	189.10	178.50	226.65	281.84	306.65	233.70	219.60	214.45	165.54	165.53
2016 Dec	138.00	296.43	168.57	190.20	176.87	225.73	297.20	305.47	234.18	219.02	213.07	167.17	162.62
2017 Jan	141.62	296.43	173.72	190.99	176.87	225.73	297.20	306.37	234.18	219.28	217.11	168.33	165.53
Feb	143.12	296.43	173.83	191.29	177.07	225.73	297.20	307.95	234.18	219.99	218.23	167.17	165.53
Mar	143.92	294.51	174.85	191.21	177.07	225.88	298.97	312.91	233.92	220.98	216.71	170.83	165.53
Apr	142.02	294.51	174.00	191.21	177.07	225.88	298.97	317.24	233.92	220.73	216.55	170.00	171.36
May	141.71	294.51	174.00	191.14	177.07	225.88	298.97	317.24	233.92	220.73	214.78	170.00	171.36
Jun	141.88	294.51	174.00	191.14	177.07	225.88	298.97	317.24	233.92	220.73	215.12	170.00	171.36
Jul	139.64	294.51	174.14	191.20	177.07	225.88	298.97	317.24	232.65	221.24	220.11	170.33	171.36
Aug	142.41	294.56	174.94	191.20	177.07	225.88	298.97	317.24	232.65	221.50	221.52	170.33	171.36
Sep	141.98	298.67	176.72	191.45	177.07	225.88	298.97	317.24	232.65	221.69	221.52	170.33	171.36
Oct	138.62	299.42	176.89	191.45	177.07	225.88	298.97	317.24	232.65	222.47	217.15	170.33	171.36
Nov	137.12	299.42	176.89	191.45	177.07	226.00	302.27	318.10	232.65	223.21	212.69	170.33	171.36
Dec	137.12	299.42	177.01	191.76	177.07	226.00	302.27	318.10	234.59	223.47	212.17	171.50	171.36

Contd.

7.9 Index number of wholesale prices by commodities

Year/month	METAL PRODUCT MACHINERY & EQUIPMENT									
	Pig Iron	Steel Bars & Sheets	Pipe Fittings	Steel Products	Engine & Motors	Vacuum Pumps	Air Conditioners	Cultivators	Chuff Cutter	Tractors
(2007-08=100)										
2012-13	128.97	134.92	143.38	162.79	109.07	115.39	174.17	187.71	140.67	161.96
2013-14	128.97	140.15	163.38	169.47	109.07	115.39	180.79	215.46	146.36	188.81
2014-15	128.97	144.81	189.28	173.11	109.07	115.39	195.28	224.52	149.20	214.54
2015-16	128.97	128.59	193.28	175.40	109.14	115.24	200.41	219.76	149.20	207.71
2016-17	128.97	128.39	205.18	177.31	115.34	121.58	200.49	197.94	152.04	202.23
2016 Dec	128.97	127.05	203.49	177.38	116.98	123.69	199.33	190.66	153.46	201.75
2017 Jan	128.97	129.19	214.33	177.41	116.98	123.69	200.10	190.66	153.46	201.75
Feb	128.97	129.50	214.33	177.41	116.98	123.69	200.10	190.66	153.46	201.75
Mar	128.97	133.96	215.29	177.48	116.98	123.69	200.10	190.66	153.46	201.75
Apr	128.97	134.87	215.29	177.56	116.98	123.69	200.10	190.66	153.46	201.75
May	128.97	135.13	215.66	177.56	116.98	123.69	200.10	190.66	153.46	201.75
Jun	128.97	136.91	215.66	177.56	116.98	123.69	200.10	190.66	153.46	201.75
Jul	128.97	137.44	215.66	177.56	116.98	123.69	200.10	190.66	153.46	201.75
Aug	128.97	138.48	215.66	177.56	116.98	123.69	200.10	190.66	153.46	201.75
Sep	128.97	138.84	215.66	177.56	116.98	123.69	200.10	190.66	153.46	201.75
Oct	128.97	139.70	215.66	179.41	116.98	123.69	200.10	190.66	153.46	201.75
Nov	128.97	140.75	215.66	176.70	116.98	123.69	200.10	190.66	153.46	201.75
Dec	128.97	141.83	215.66	176.70	116.98	123.69	200.10	190.66	153.46	201.75

Contd.

7.9 Index number of wholesale prices by commodities

Year / month	METAL PRODUCT MACHINERY & EQUIPMENT								
	Lathe Machine	Concrete Mixer	Refrige Wash & Sew mach Iron	Electrical Wires	Lighting Equip-ments	Radio & Television	Motor Vehicles	Motor Cycles	Bicycles
(2007-08=100)									
2012-13	147.68	138.83	167.54	160.01	147.57	127.52	170.90	125.06	177.20
2013-14	186.40	138.83	188.44	173.65	163.03	126.49	179.74	125.61	181.58
2014-15	208.81	138.83	197.51	186.83	166.63	126.49	182.92	127.07	184.24
2015-16	208.81	138.83	199.91	194.12	167.74	127.36	184.05	125.89	185.97
2016-17	234.57	138.83	207.81	201.10	171.45	140.01	190.70	125.89	187.75
2016 Dec	241.06	138.83	207.15	204.51	172.50	140.42	191.39	125.89	187.65
2017 Jan	241.06	138.83	207.15	204.51	170.73	140.42	191.39	125.89	187.65
Feb	241.06	138.83	207.15	204.51	170.73	140.42	191.39	125.89	187.65
Mar	241.06	138.83	208.84	204.51	170.73	140.42	191.39	125.89	187.65
Apr	241.06	138.83	213.78	204.51	170.73	140.42	191.39	125.89	187.65
May	241.06	138.83	214.75	204.51	170.73	140.42	191.39	125.89	187.65
Jun	241.06	138.83	214.85	204.51	170.73	140.42	195.36	125.89	187.65
Jul	241.06	138.83	214.93	205.92	170.73	140.42	195.36	125.89	185.81
Aug	241.06	138.83	214.97	205.92	170.73	140.42	195.36	125.89	187.65
Sep	241.06	138.83	214.97	205.92	170.98	140.42	195.36	125.89	187.65
Oct	241.06	138.83	214.97	205.92	170.98	140.42	195.36	125.89	187.65
Nov	241.06	138.83	216.72	205.92	170.98	140.42	195.36	126.05	187.65
Dec	241.06	138.83	216.72	205.92	170.98	140.42	195.36	126.05	187.65

7.10 Intercity Wholesale Prices of Selected Commodities

Group/Commodity/Item Specification	Unit	City	Prices (Rs.)			% Change in December, 2017 Over	
			Dec., 2017	Nov., 2017	Dec., 2016	Nov., 2017	Dec., 2016
1. Agriculture Forestry & Fishery							
001. Wheat							
0111201. WHEAT AVG. QLTY.	100 KG.	LAH	3406.50	3281.50	3412.50	3.81	-0.18
		FAS	3337.50	3312.50	3325.00	0.75	0.38
		RAW	3450.00	3400.00	3650.00	1.47	-5.48
		MUL	3225.00	3175.00	3275.00	1.57	-1.53
		GUJ	3100.00	3100.00	3400.00	0.00	-8.82
		SAH	2775.00	2775.00	3312.50	0.00	-16.23
		SAR	3100.00	3100.00	3185.00	0.00	-2.67
		SKT	3250.00	3250.00	3500.00	0.00	-7.14
		BPR	3387.50	3237.50	3387.50	4.63	0.00
		GJT	3250.00	3250.00	3350.00	0.00	-2.99
		KSR	3362.50	3281.50	3362.50	2.47	0.00
		KAR	3650.00	3650.00	3650.00	0.00	0.00
		HYD	3372.50	3355.00	3380.00	0.52	-0.22
		SKR	3250.00	3250.00	3400.00	0.00	-4.41
		LRK	3250.00	3250.00	3125.00	0.00	4.00
		MPK	3100.00	3100.00	3000.00	0.00	3.33
		NWB	3200.00	3200.00	3000.00	0.00	6.67
		PSH	3200.00	3200.00	3320.00	0.00	-3.61
		BNU	3200.00	3200.00	3300.00	0.00	-3.03
002. Maize							
0112201. MAIZE AVG. QLTY.	40 KG.	LAH	875.00	875.00	875.00	0.00	0.00
		FAS	1100.00	962.50	850.00	14.29	29.41
		RAW	1187.50	1187.50	1187.50	0.00	0.00
		SAR	1500.00	1500.00	1600.00	0.00	-6.25
		KSR	875.00	875.00	825.00	0.00	6.06
		KAR	1420.00	1420.00	1420.00	0.00	0.00
		HYD	1200.00	1150.00	1025.00	4.35	17.07
		PSH	1120.00	1040.00	936.00	7.69	19.66
		BNU	1400.00	1400.00	1400.00	0.00	0.00
		QTA	1480.00	1480.00	1390.00	0.00	6.47
003. Rice							
0113201. RICE BASMATI SUP. QLTY.	40 KG.	LAH	4300.00	4300.00	3560.00	0.00	20.79
		FAS	4100.00	4100.00	3300.00	0.00	24.24
		RAW	5175.00	5100.00	4725.00	1.47	9.52
		MUL	3750.00	3850.00	3100.00	-2.60	20.97
		GUJ	4200.00	4200.00	3300.00	0.00	27.27
		SKT	4000.00	4000.00	3100.00	0.00	29.03
		KAR	5900.00	5900.00	3960.00	0.00	48.99
		HYD	4500.00	4500.00	3750.00	0.00	20.00
		MPK	4800.00	4000.00	3600.00	20.00	33.33
		PSH	4500.00	4350.00	3350.00	3.45	34.33
		MNG	4200.00	4200.00	3050.00	0.00	37.70
		QTA	5000.00	5200.00	4800.00	-3.85	4.17
0113202. RICE BASMATI BROKEN AVG. QLTY.	40 KG.	LAH	2250.00	2250.00	1960.00	0.00	14.80
		RAW	3050.00	3050.00	2825.00	0.00	7.96
		GUJ	1900.00	1900.00	1900.00	0.00	0.00
		SAH	2600.00	2600.00	1625.00	0.00	60.00
		SKT	1825.00	1825.00	1800.00	0.00	1.39
		BPR	2250.00	2250.00	2000.00	0.00	12.50
		GJT	1800.00	2000.00	1800.00	-10.00	0.00
		KSR	2250.00	2250.00	1975.00	0.00	13.92
		KAR	2540.00	2540.00	1950.00	0.00	30.26
		HYD	2250.00	2250.00	1775.00	0.00	26.76
		SKR	2000.00	2000.00	2000.00	0.00	0.00
		LRK	2640.00	2640.00	2400.00	0.00	10.00
		MPK	2200.00	2000.00	1520.00	10.00	44.74
		PSH	2400.00	2200.00	1650.00	9.09	45.45

Contd.

7.10 Intercity Wholesale Prices of Selected Commodities

Group/Commodity/Item Specification	Unit	City	Prices (Rs.)			% Change in December, 2017 Over	
			Dec., 2017	Nov., 2017	Dec., 2016	Nov., 2017	Dec., 2016
		BNU	1650.00	1650.00	1650.00	0.00	0.00
		QTA	3200.00	3200.00	2000.00	0.00	60.00
0113203. RICE IRRI-9 PUNJAB	40 KG.	LAH	1875.00	1875.00	1780.00	0.00	5.34
		FAS	1840.00	1840.00	1650.00	0.00	11.52
		RAW	2150.00	2150.00	2125.00	0.00	1.18
		SAR	2350.00	2000.00	1800.00	17.50	30.56
		SKT	1600.00	1600.00	1600.00	0.00	0.00
		QTA	1600.00	1600.00	1360.00	0.00	17.65
0113204. RICE IRRI-6 SINDH	40 KG.	KAR	1460.00	1460.00	1320.00	0.00	10.61
		HYD	1625.00	1625.00	1325.00	0.00	22.64
		SKR	1440.00	1440.00	1440.00	0.00	0.00
		LRK	1360.00	1360.00	1360.00	0.00	0.00
		NWB	1625.00	1625.00	1800.00	0.00	-9.72
		PSH	1700.00	1650.00	1500.00	3.03	13.33
		QTA	1440.00	1440.00	1080.00	0.00	33.33
004. Sorghum / Jowar							
0114201. JOWAR AVG. QLTY.	40 KG.	LAH	1075.00	1075.00	1375.00	0.00	-21.82
		FAS	1025.00	862.50	900.00	18.84	13.89
		SAR	1600.00	1600.00	1550.00	0.00	3.23
		GJT	1400.00	1200.00	1350.00	16.67	3.70
		KAR	1340.00	1420.00	1500.00	-5.63	-10.67
		HYD	1050.00	1050.00	1025.00	0.00	2.44
		PSH	1500.00	1400.00	1710.00	7.14	-12.28
005. Millet / Bajra							
0118201. BAJRA AVG. QLTY.	40 KG.	LAH	1075.00	1075.00	1075.00	0.00	0.00
		FAS	1020.00	1020.00	920.00	0.00	10.87
		SAR	1225.00	1225.00	1250.00	0.00	-2.00
		GJT	1060.00	1060.00	1000.00	0.00	6.00
		KAR	1160.00	1160.00	1240.00	0.00	-6.45
		HYD	1040.00	1040.00	1025.00	0.00	1.46
		PSH	1077.00	1061.00	1102.00	1.51	-2.27
006. Vegetables							
0121201. CABBAGE AVG. QLTY.	100 KG.	LAH	3600.00	0.00	2475.00	-----	45.45
		FAS	3500.00	0.00	3100.00	-----	12.90
		RAW	1925.00	0.00	3800.00	-----	-49.34
		MUL	4200.00	0.00	3250.00	-----	29.23
		SAR	5050.00	0.00	1975.00	-----	155.70
		SKT	5000.00	0.00	4000.00	-----	25.00
		KAR	2900.00	0.00	1900.00	-----	52.63
		SKR	4000.00	0.00	4000.00	-----	0.00
		PSH	3000.00	0.00	3200.00	-----	-6.25
0121301. CAULIFLOWER AVG. QLTY.	100 KG.	LAH	3650.00	3100.00	1100.00	17.74	231.82
		FAS	3500.00	2500.00	900.00	40.00	288.89
		MUL	4200.00	2900.00	1500.00	44.83	180.00
		SKT	4000.00	3000.00	1600.00	33.33	150.00
		KAR	4100.00	4000.00	2200.00	2.50	86.36
		SKR	4000.00	2400.00	2000.00	66.67	100.00
		MPK	3250.00	2100.00	1750.00	54.76	85.71
		PSH	2750.00	2250.00	750.00	22.22	266.67
		QTA	4600.00	2600.00	2600.00	76.92	76.92
0122201. CUCUMBER (KHEERA) AVG. QLTY.	100 KG.	LAH	3100.00	3100.00	2250.00	0.00	37.78
		FAS	3000.00	3000.00	3300.00	0.00	-9.09
		RAW	4550.00	4250.00	2700.00	7.06	68.52
		MUL	2600.00	2900.00	2200.00	-10.34	18.18
		GUJ	4000.00	4000.00	3000.00	0.00	33.33
		SAR	4275.00	3387.50	3225.00	26.20	32.56
		SKT	5000.00	4000.00	4000.00	25.00	25.00
		KAR	2100.00	2200.00	1300.00	-4.55	61.54
		HYD	2600.00	3200.00	2400.00	-18.75	8.33

Contd.

7.10 Intercity Wholesale Prices of Selected Commodities

Group/Commodity/Item Specification	Unit	City	Prices (Rs.)			% Change in December, 2017 Over	
			Dec., 2017	Nov., 2017	Dec., 2016	Nov., 2017	Dec., 2016
0122401. TOMATOES AVG. QLTY.	40 KG.	SKR	4000.00	3200.00	2400.00	25.00	66.67
		PSH	3000.00	3000.00	3000.00	0.00	0.00
		BNU	3750.00	3750.00	2750.00	0.00	36.36
		QTA	3600.00	3600.00	2600.00	0.00	38.46
		LAH	1550.00	3950.00	1255.00	-60.76	23.51
		FAS	1800.00	4200.00	1400.00	-57.14	28.57
		RAW	2775.00	3225.00	1700.00	-13.95	63.24
		MUL	1925.00	2925.00	1300.00	-34.19	48.08
		GUJ	2400.00	4000.00	1600.00	-40.00	50.00
		SAH	2775.00	3350.00	1837.50	-17.16	51.02
		SAR	2135.00	3735.00	1470.00	-42.84	45.24
		SKT	2400.00	4800.00	1800.00	-50.00	33.33
		BPR	2560.00	3800.00	1480.00	-32.63	72.97
		GJT	2650.00	3200.00	1800.00	-17.19	47.22
		KAR	1950.00	1700.00	920.00	14.71	111.96
		HYD	1550.00	2350.00	1300.00	-34.04	19.23
		0123201. PEAS (MATAR) AVG. QLTY.	100 KG.	SKR	1600.00	2000.00	880.00
LRK	3600.00			4100.00	2800.00	-12.20	28.57
MPK	1300.00			5100.00	850.00	-74.51	52.94
PSH	1900.00			3200.00	1200.00	-40.63	58.33
BNU	2800.00			2800.00	900.00	0.00	211.11
MNG	2600.00			3500.00	2800.00	-25.71	-7.14
QTA	2600.00			3000.00	880.00	-13.33	195.45
LAH	6100.00			9100.00	4600.00	-32.97	32.61
FAS	9500.00			14000.00	5500.00	-32.14	72.73
RAW	9100.00			12600.00	6100.00	-27.78	49.18
GUJ	6500.00			14000.00	4500.00	-53.57	44.44
SKT	10000.00			13000.00	6000.00	-23.08	66.67
KAR	10250.00			12450.00	6250.00	-17.67	64.00
SKR	10000.00			18000.00	5000.00	-44.44	100.00
MPK	8500.00			16250.00	6500.00	-47.69	30.77
PSH	7500.00			12000.00	6000.00	-37.50	25.00
BNU	9375.00			9375.00	7000.00	0.00	33.93
0124101. TURNIP AVG. QLTY.	100 KG.	QTA	14600.00	14200.00	11600.00	2.82	25.86
		LAH	2450.00	2750.00	950.00	-10.91	157.89
		FAS	1800.00	1900.00	900.00	-5.26	100.00
		RAW	1975.00	2150.00	2550.00	-8.14	-22.55
		MUL	2500.00	3100.00	1700.00	-19.35	47.06
		SKT	3000.00	3000.00	1000.00	0.00	200.00
		KAR	2550.00	3200.00	1450.00	-20.31	75.86
		SKR	3000.00	2000.00	1400.00	50.00	114.29
		PSH	1100.00	2750.00	1800.00	-60.00	-38.89
		MNG	1600.00	2500.00	2000.00	-36.00	-20.00
0124102. CARROT AVG. QLTY.	100 KG.	QTA	2600.00	1600.00	1200.00	62.50	116.67
		LAH	2850.00	3550.00	2050.00	-19.72	39.02
		FAS	2500.00	2500.00	1800.00	0.00	38.89
		RAW	3450.00	4050.00	3450.00	-14.81	0.00
		MUL	2600.00	3800.00	2250.00	-31.58	15.56
		GUJ	4000.00	4000.00	1900.00	0.00	110.53
		SAR	3575.00	3210.00	2225.00	11.37	60.67
		SKT	4500.00	4500.00	5000.00	0.00	-10.00
		KAR	2100.00	2300.00	1750.00	-8.70	20.00
		SKR	2500.00	3000.00	3000.00	-16.67	-16.67
0124201. GARLIC	40 KG.	MPK	2550.00	2550.00	2250.00	0.00	13.33
		PSH	3000.00	3000.00	2800.00	0.00	7.14
		MNG	2800.00	1875.00	3000.00	49.33	-6.67
		QTA	2600.00	2200.00	1600.00	18.18	62.50
		LAH	4700.00	4700.00	9900.00	0.00	-52.53
		FAS	4650.00	4650.00	10400.00	0.00	-55.29

Contd.

7.10 Intercity Wholesale Prices of Selected Commodities

Group/Commodity/Item Specification	Unit	City	Prices (Rs.)			% Change in December, 2017 Over	
			Dec., 2017	Nov., 2017	Dec., 2016	Nov., 2017	Dec., 2016
		RAW	5425.00	5475.00	8975.00	-0.91	-39.55
		SAR	4850.00	4850.00	11200.00	0.00	-56.70
		SKT	5200.00	5600.00	11000.00	-7.14	-52.73
		GJT	5000.00	5000.00	10800.00	0.00	-53.70
		KAR	3400.00	4200.00	8900.00	-19.05	-61.80
		HYD	4100.00	4300.00	8900.00	-4.65	-53.93
		SKR	4600.00	4600.00	10800.00	0.00	-57.41
		PSH	4400.00	4400.00	10400.00	0.00	-57.69
		MNG	4800.00	3000.00	10400.00	60.00	-53.85
		QTA	7600.00	7200.00	11200.00	5.56	-32.14
0124301. ONIONS DRY AVG. QLTY.	40 KG.	LAH	1750.00	2900.00	745.00	-39.66	134.90
		FAS	1800.00	2480.00	640.00	-27.42	181.25
		RAW	2825.00	3175.00	875.00	-11.02	222.86
		MUL	1800.00	2080.00	720.00	-13.46	150.00
		GUJ	2000.00	2250.00	700.00	-11.11	185.71
		SAH	2025.00	2562.50	797.50	-20.98	153.92
		SAR	1760.00	2192.50	635.00	-19.73	177.17
		SKT	2800.00	5200.00	1000.00	-46.15	180.00
		BPR	2160.00	2960.00	920.00	-27.03	134.78
		GJT	2000.00	2800.00	700.00	-28.57	185.71
		KSR	1900.00	2900.00	835.00	-34.48	127.54
		KAR	1560.00	1540.00	460.00	1.30	239.13
		HYD	1700.00	1900.00	490.00	-10.53	246.94
		SKR	1600.00	2400.00	560.00	-33.33	185.71
		LRK	2400.00	3000.00	1200.00	-20.00	100.00
		MPK	1450.00	1450.00	400.00	0.00	262.50
		NWB	2425.00	2425.00	912.50	0.00	165.75
		PSH	2100.00	2600.00	800.00	-19.23	162.50
		BNU	2700.00	2700.00	800.00	0.00	237.50
		MNG	2400.00	3600.00	1000.00	-33.33	140.00
		QTA	2000.00	2400.00	800.00	-16.67	150.00
0124901. RADDISH AVG. QLTY.	100 KG.	RAW	1950.00	2225.00	2050.00	-12.36	-4.88
		MUL	1600.00	3400.00	1350.00	-52.94	18.52
		GUJ	2000.00	2000.00	700.00	0.00	185.71
		SAR	1090.00	1850.00	1470.00	-41.08	-25.85
		SKT	2000.00	2200.00	1500.00	-9.09	33.33
		KAR	950.00	1150.00	1450.00	-17.39	-34.48
		MPK	1100.00	2550.00	1100.00	-56.86	0.00
		PSH	900.00	1900.00	800.00	-52.63	12.50
0124904. BRINJAL AVG. QLTY.	100 KG.	LAH	3300.00	3075.00	2050.00	7.32	60.98
		FAS	3500.00	2200.00	900.00	59.09	288.89
		MUL	4800.00	1800.00	1800.00	166.67	166.67
		SAR	5375.00	3190.00	1835.00	68.50	192.92
		SKT	5000.00	3000.00	3000.00	66.67	66.67
		KAR	2450.00	1900.00	1300.00	28.95	88.46
		SKR	2000.00	2000.00	1000.00	0.00	100.00
		MPK	1550.00	1550.00	1100.00	0.00	40.91
		PSH	3500.00	3000.00	1600.00	16.67	118.75
		BNU	2000.00	2000.00	2000.00	0.00	0.00
		QTA	3600.00	2600.00	1600.00	38.46	125.00
007. Fresh Fruits							
0131201. BANANA AVG. QLTY.	DOZ.	LAH	60.00	60.00	54.50	0.00	10.09
		FAS	40.00	40.00	33.75	0.00	18.52
		RAW	62.50	57.50	64.50	8.70	-3.10
		MUL	55.00	55.00	47.50	0.00	15.79
		GUJ	52.50	45.00	50.00	16.67	5.00
		SKT	65.00	55.00	50.00	18.18	30.00
		BPR	42.50	42.50	45.00	0.00	-5.56
		GJT	48.00	48.00	50.00	0.00	-4.00

Contd.

7.10 Intercity Wholesale Prices of Selected Commodities

Group/Commodity/Item Specification	Unit	City	Prices (Rs.)			% Change in December, 2017 Over	
			Dec., 2017	Nov., 2017	Dec., 2016	Nov., 2017	Dec., 2016
		KAR	22.50	21.00	26.50	7.14	-15.09
		HYD	45.00	45.00	42.50	0.00	5.88
		SKR	40.00	35.00	40.00	14.29	0.00
		MPK	25.00	25.00	27.50	0.00	-9.09
		PSH	45.00	45.00	40.00	0.00	12.50
		MNG	50.00	60.00	60.00	-16.67	-16.67
0131701. PAPAYA (PAPETA)	40 KG.	LAH	3550.00	3550.00	3450.00	0.00	2.90
		KAR	2500.00	2300.00	1900.00	8.70	31.58
		HYD	3200.00	2600.00	2500.00	23.08	28.00
		MPK	1600.00	1600.00	2400.00	0.00	-33.33
0132301. MALTA AVG. QLTY.	100	LAH	925.00	850.00	812.50	8.82	13.85
		FAS	675.00	575.00	575.00	17.39	17.39
		RAW	990.00	975.00	775.00	1.54	27.74
		SAR	510.00	480.00	575.00	6.25	-11.30
		KAR	750.00	700.00	575.00	7.14	30.43
		HYD	950.00	900.00	750.00	5.56	26.67
		PSH	1100.00	1000.00	800.00	10.00	37.50
		QTA	660.00	1000.00	450.00	-34.00	46.67
0132302. KINO AVG. QLTY.	100	LAH	550.00	0.00	610.00	-----	-9.84
		FAS	450.00	0.00	375.00	-----	20.00
		RAW	562.50	0.00	575.00	-----	-2.17
		SAR	462.50	375.00	365.00	23.33	26.71
		KAR	550.00	0.00	425.00	-----	29.41
		HYD	650.00	0.00	550.00	-----	18.18
		PSH	550.00	0.00	700.00	-----	-21.43
		QTA	660.00	0.00	450.00	-----	46.67
0134401. STRAWBURY	40 KG.	LAH	4900.00	4900.00	2850.00	0.00	71.93
		RAW	5950.00	5950.00	4650.00	0.00	27.96
		KAR	5700.00	5700.00	4600.00	0.00	23.91
		SKR	4200.00	4200.00	2000.00	0.00	110.00
0135101. APPLE AVG. QLTY.	40 KG.	LAH	3450.00	3450.00	3880.00	0.00	-11.08
		RAW	3100.00	3100.00	2125.00	0.00	45.88
		MUL	3450.00	3300.00	2200.00	4.55	56.82
		KAR	2540.00	2480.00	1900.00	2.42	33.68
		HYD	2500.00	2200.00	2200.00	13.64	13.64
		SKR	2000.00	1800.00	2400.00	11.11	-16.67
		PSH	3200.00	3000.00	2800.00	6.67	14.29
		MNG	4140.00	3460.00	3600.00	19.65	15.00
		QTA	3200.00	3200.00	3040.00	0.00	5.26
0135102. APPLE SUP. QLTY.	40 KG.	LAH	6100.00	6100.00	5650.00	0.00	7.96
		RAW	7775.00	7775.00	6050.00	0.00	28.51
		GJT	4500.00	4400.00	4200.00	2.27	7.14
		KAR	2900.00	2700.00	2700.00	7.41	7.41
		PSH	4400.00	4000.00	4000.00	10.00	10.00
		MNG	5445.00	5000.00	4200.00	8.90	29.64
		QTA	5200.00	5200.00	4040.00	0.00	28.71
0135901. GUAVA AVG. QLTY.	40 KG.	LAH	1550.00	1650.00	1225.00	-6.06	26.53
		RAW	2175.00	2050.00	2350.00	6.10	-7.45
		MUL	2300.00	2500.00	2100.00	-8.00	9.52
		KAR	980.00	940.00	1100.00	4.26	-10.91
		HYD	1400.00	1500.00	1550.00	-6.67	-9.68
		PSH	2000.00	1200.00	2400.00	66.67	-16.67
		QTA	2000.00	2400.00	2200.00	-16.67	-9.09
0136101. WATER MELON	40 KG.	LAH	1150.00	1150.00	1025.00	0.00	12.20
		FAS	500.00	500.00	500.00	0.00	0.00
		RAW	825.00	825.00	1175.00	0.00	-29.79
		MUL	750.00	750.00	1200.00	0.00	-37.50
		KSR	950.00	950.00	1115.00	0.00	-14.80
		KAR	1800.00	1800.00	880.00	0.00	104.55

Contd.

7.10 Intercity Wholesale Prices of Selected Commodities

Group/Commodity/Item Specification	Unit	City	Prices (Rs.)			% Change in December, 2017 Over	
			Dec., 2017	Nov., 2017	Dec., 2016	Nov., 2017	Dec., 2016
		HYD	800.00	800.00	950.00	0.00	-15.79
		SKR	1000.00	1000.00	400.00	0.00	150.00
		PSH	1100.00	1100.00	800.00	0.00	37.50
		QTA	700.00	700.00	760.00	0.00	-7.89
0136102. MUSK MELON (SARDA/GARMA)	40 KG.	LAH	2250.00	2000.00	1575.00	12.50	42.86
		RAW	1975.00	1975.00	2750.00	0.00	-28.18
		SKT	3500.00	2400.00	1000.00	45.83	250.00
		KAR	1400.00	1300.00	1100.00	7.69	27.27
		PSH	1000.00	1000.00	1200.00	0.00	-16.67
0136103. SWEET MELON (KHURBOZA)	40 KG.	LAH	2100.00	2100.00	2050.00	0.00	2.44
		RAW	1950.00	1950.00	2175.00	0.00	-10.34
		KAR	1700.00	1700.00	1100.00	0.00	54.55
		HYD	1500.00	1500.00	2200.00	0.00	-31.82
008. Dry Fruits							
0138101. ALMOND KAGZI(IN SHELL)AVG. QLTY.	40 KG.	LAH	22500.00	21400.00	21400.00	5.14	5.14
		RAW	21650.00	19650.00	19400.00	10.18	11.60
		MUL	20500.00	19250.00	23250.00	6.49	-11.83
		KAR	25200.00	25200.00	29000.00	0.00	-13.10
		HYD	28000.00	28000.00	24000.00	0.00	16.67
		MPK	28000.00	24000.00	25000.00	16.67	12.00
		PSH	27000.00	24800.00	23200.00	8.87	16.38
		MNG	26400.00	22400.00	21600.00	17.86	22.22
		QTA	20000.00	20000.00	20000.00	0.00	0.00
0138401. CHHOARA (DRY DATES) AVG. QLTY.	40 KG.	LAH	4100.00	3950.00	3825.00	3.80	7.19
		FAS	2250.00	2250.00	2250.00	0.00	0.00
		RAW	3750.00	3750.00	4050.00	0.00	-7.41
		MUL	4250.00	4250.00	3500.00	0.00	21.43
		KAR	4100.00	3500.00	5400.00	17.14	-24.07
		HYD	3000.00	3000.00	3200.00	0.00	-6.25
		MPK	2200.00	2000.00	2000.00	10.00	10.00
		PSH	2700.00	2700.00	3600.00	0.00	-25.00
		BNU	3700.00	3700.00	3700.00	0.00	0.00
0138501. PISTACHIO(WITHOUT SHELL)AVG. QLTY	40 KG.	LAH	69000.00	69000.00	80500.00	0.00	-14.29
		RAW	70500.00	69125.00	74500.00	1.99	-5.37
		MUL	70000.00	69000.00	67400.00	1.45	3.86
		KAR	102000.00	102000.00	102000.00	0.00	0.00
		HYD	83000.00	83000.00	80000.00	0.00	3.75
		SKR	82000.00	82000.00	82000.00	0.00	0.00
		PSH	76000.00	76000.00	72000.00	0.00	5.56
		QTA	60000.00	60000.00	58000.00	0.00	3.45
0138901. COCONUT DRY AVG. QLTY.	40 KG.	LAH	9700.00	9700.00	9550.00	0.00	1.57
		MUL	14000.00	13000.00	9700.00	7.69	44.33
		GJT	13200.00	12800.00	10000.00	3.13	32.00
		KAR	10595.00	13800.00	9800.00	-23.22	8.11
		HYD	16000.00	13400.00	10500.00	19.40	52.38
		SKR	12800.00	10800.00	10400.00	18.52	23.08
		MPK	14800.00	13400.00	10500.00	10.45	40.95
		PSH	14200.00	14200.00	11200.00	0.00	26.79
		MNG	14800.00	13600.00	11000.00	8.82	34.55
009. Cotton Seeds							
0143101. COTTON SEEDS	40 KG.	FAS	1550.00	1350.00	1600.00	14.81	-3.13
		MUL	1225.00	1275.00	1412.50	-3.92	-13.27
		SAH	1312.82	1312.82	1763.00	0.00	-25.53
		SAR	1900.00	1950.00	1875.00	-2.56	1.33
		SKT	2000.00	2000.00	2000.00	0.00	0.00
		KSR	1675.00	1675.00	1675.00	0.00	0.00
		KAR	2440.00	2440.00	2280.00	0.00	7.02
		HYD	1400.00	1400.00	1500.00	0.00	-6.67

Contd.

7.10 Intercity Wholesale Prices of Selected Commodities

Group/Commodity/Item Specification	Unit	City	Prices (Rs.)			% Change in December, 2017 Over	
			Dec., 2017	Nov., 2017	Dec., 2016	Nov., 2017	Dec., 2016
010. Other Oil Seeds							
0144201. MUSTARD SEEDS	40 KG.	FAS	2850.00	2850.00	2350.00	0.00	21.28
		MUL	2500.00	2600.00	2375.00	-3.85	5.26
		SAH	2625.00	2550.00	2250.00	2.94	16.67
		BPR	2750.00	2750.00	2675.00	0.00	2.80
		KSR	2750.00	2750.00	2750.00	0.00	0.00
		KAR	2760.00	2760.00	2520.00	0.00	9.52
		HYD	2400.00	2230.00	2300.00	7.62	4.35
		MPK	2500.00	2600.00	2200.00	-3.85	13.64
		NWB	2125.00	2125.00	2100.00	0.00	1.19
		PSH	4000.00	4000.00	4000.00	0.00	0.00
011. Edible Roots / Potatoes							
0151001. POTATOES WHITE AVG. QLTY.	40 KG.	KAR	920.00	760.00	820.00	21.05	12.20
		HYD	960.00	750.00	875.00	28.00	9.71
		SKR	1000.00	960.00	800.00	4.17	25.00
		MPK	750.00	800.00	800.00	-6.25	-6.25
		QTA	1200.00	880.00	1000.00	36.36	20.00
0151002. POTATOES RED AVG. QLTY.	40 KG.	LAH	1125.00	1265.00	815.00	-11.07	38.04
		FAS	1320.00	1320.00	840.00	0.00	57.14
		RAW	1475.00	1475.00	1375.00	0.00	7.27
		MUL	1700.00	1550.00	1100.00	9.68	54.55
		GUJ	1500.00	1500.00	900.00	0.00	66.67
		SAH	1840.00	1840.00	926.25	0.00	98.65
		SAR	1285.00	890.00	790.00	44.38	62.66
		SKT	1600.00	2000.00	1000.00	-20.00	60.00
		BPR	1560.00	1160.00	1160.00	34.48	34.48
		PSH	1120.00	1220.00	1120.00	-8.20	0.00
		MNG	1200.00	1055.00	1360.00	13.74	-11.76
012. Stimulant & Spice Crops							
0165201. RED CHILLIES DRY(WHOLE)	40 KG.	LAH	7100.00	6900.00	7850.00	2.90	-9.55
		FAS	6900.00	6650.00	5600.00	3.76	23.21
		RAW	7450.00	7450.00	7850.00	0.00	-5.10
		MUL	6450.00	6450.00	3400.00	0.00	89.71
		KAR	7600.00	7600.00	9000.00	0.00	-15.56
		HYD	7250.00	7500.00	7200.00	-3.33	0.69
		MPK	6900.00	6900.00	5250.00	0.00	31.43
		PSH	8000.00	7200.00	8000.00	11.11	0.00
		QTA	12000.00	12000.00	11600.00	0.00	3.45
0165401. CUMINSEED WHITE 50 G.PKT.NAT.	EACH	LAH	65.00	65.00	50.50	0.00	28.71
		FAS	48.70	48.70	48.28	0.00	0.87
		RAW	64.00	64.00	46.00	0.00	39.13
		MUL	47.50	47.50	49.07	0.00	-3.20
		KAR	68.00	68.00	50.00	0.00	36.00
		HYD	70.00	70.00	52.00	0.00	34.62
		MPK	40.45	40.45	40.45	0.00	0.00
		PSH	65.00	51.00	51.00	27.45	27.45
		MNG	50.00	50.00	45.00	0.00	11.11
		QTA	50.00	50.00	46.00	0.00	8.70
0165402. CARDAMOM LARGE	40 KG.	LAH	57000.00	59000.00	92000.00	-3.39	-38.04
		RAW	52500.00	53500.00	83500.00	-1.87	-37.13
		MUL	48000.00	48000.00	77500.00	0.00	-38.06
		KAR	82000.00	82000.00	94000.00	0.00	-12.77
		HYD	52000.00	55000.00	75000.00	-5.45	-30.67
		MPK	55000.00	60000.00	88000.00	-8.33	-37.50
		PSH	65000.00	62000.00	80000.00	4.84	-18.75
		QTA	112000.00	112000.00	104000.00	0.00	7.69
0165403. CARDAMOM SMALL	KG.	LAH	1900.00	1700.00	1325.00	11.76	43.40
		RAW	1725.00	1725.00	1325.00	0.00	30.19
		MUL	1625.00	1550.00	1100.00	4.84	47.73

Contd.

7.10 Intercity Wholesale Prices of Selected Commodities

Group/Commodity/Item Specification	Unit	City	Prices (Rs.)			% Change in December, 2017 Over	
			Dec., 2017	Nov., 2017	Dec., 2016	Nov., 2017	Dec., 2016
		KAR	1650.00	1550.00	1450.00	6.45	13.79
		HYD	1500.00	1400.00	1100.00	7.14	36.36
		MPK	1500.00	1500.00	1200.00	0.00	25.00
		PSH	2000.00	2000.00	1200.00	0.00	66.67
		QTA	3250.00	3250.00	925.00	0.00	251.35
0165501. CINNAMON	40 KG.	RAW	9350.00	9350.00	9350.00	0.00	0.00
		MUL	9250.00	8300.00	9100.00	11.45	1.65
		KAR	10200.00	10200.00	10300.00	0.00	-0.97
		PSH	10000.00	10000.00	10400.00	0.00	-3.85
		QTA	9600.00	9600.00	14600.00	0.00	-34.25
0165701. GINGER GREEN	40 KG.	LAH	4650.00	6450.00	2825.00	-27.91	64.60
		FAS	3250.00	4100.00	3062.50	-20.73	6.12
		RAW	6750.00	6750.00	3475.00	0.00	94.24
		SAR	4825.00	4625.00	3900.00	4.32	23.72
		SKT	6000.00	6000.00	3200.00	0.00	87.50
		KAR	3800.00	4200.00	3400.00	-9.52	11.76
		HYD	4500.00	4500.00	3000.00	0.00	50.00
		SKR	4720.00	4800.00	4000.00	-1.67	18.00
		PSH	4200.00	4200.00	4000.00	0.00	5.00
		MNG	5200.00	7575.00	5200.00	-31.35	0.00
		QTA	8000.00	7600.00	7600.00	5.26	5.26
013. Pulses							
0170101. KIDNEY BEANS DRY WHOLE (LOBIA)	40 KG.	LAH	4650.00	4650.00	4825.00	0.00	-3.63
		RAW	4650.00	4650.00	4350.00	0.00	6.90
		MUL	3900.00	3900.00	4550.00	0.00	-14.29
		KSR	4550.00	4300.00	4700.00	5.81	-3.19
		KAR	4400.00	4400.00	3860.00	0.00	13.99
		HYD	3640.00	3640.00	3700.00	0.00	-1.62
		PSH	4400.00	4400.00	3900.00	0.00	12.82
		BNU	3900.00	3900.00	3800.00	0.00	2.63
		QTA	5500.00	5500.00	5600.00	0.00	-1.79
0170401. MASOOR WHOLE AVG. QLTY.	100 KG.	LAH	7600.00	7750.00	10600.00	-1.94	-28.30
		FAS	5625.00	5812.50	7687.50	-3.23	-26.83
		RAW	8900.00	9250.00	12750.00	-3.78	-30.20
		MUL	5450.00	5450.00	8375.00	0.00	-34.93
		SAR	8025.00	6500.00	8050.00	23.46	-0.31
		SKT	11500.00	12000.00	12000.00	-4.17	-4.17
		BPR	6250.00	6650.00	10750.00	-6.02	-41.86
		GJT	10000.00	10000.00	11500.00	0.00	-13.04
		KSR	7900.00	7900.00	10250.00	0.00	-22.93
		KAR	6750.00	6750.00	10200.00	0.00	-33.82
		HYD	5400.00	5600.00	7500.00	-3.57	-28.00
		SKR	8000.00	8000.00	10000.00	0.00	-20.00
		LRK	8000.00	9000.00	11000.00	-11.11	-27.27
		MPK	6500.00	6500.00	9500.00	0.00	-31.58
		PSH	7000.00	7000.00	10500.00	0.00	-33.33
		QTA	12600.00	13200.00	13800.00	-4.55	-8.70
0170402. MASOOR SPLIT AVG. QLTY.	100 KG.	LAH	8750.00	9250.00	13350.00	-5.41	-34.46
		FAS	6375.00	6375.00	9375.00	0.00	-32.00
		RAW	9550.00	9900.00	13350.00	-3.54	-28.46
		MUL	6100.00	6100.00	8875.00	0.00	-31.27
		SAR	7025.00	8500.00	9500.00	-17.35	-26.05
		SKT	13000.00	13500.00	11500.00	-3.70	13.04
		BPR	6750.00	7400.00	11750.00	-8.78	-42.55
		GJT	12000.00	12000.00	13000.00	0.00	-7.69
		KAR	7900.00	8000.00	10650.00	-1.25	-25.82
		HYD	5900.00	6100.00	8250.00	-3.28	-28.48
		SKR	7000.00	7000.00	11000.00	0.00	-36.36
		LRK	7500.00	8900.00	12000.00	-15.73	-37.50

Contd.

7.10 Intercity Wholesale Prices of Selected Commodities

Group/Commodity/Item Specification	Unit	City	Prices (Rs.)			% Change in December, 2017 Over	
			Dec., 2017	Nov., 2017	Dec., 2016	Nov., 2017	Dec., 2016
0170901. GRAM WHOLE YELLOW AVG. QLTY.	100 KG.	MPK	6800.00	7400.00	11000.00	-8.11	-38.18
		PSH	6600.00	7000.00	10500.00	-5.71	-37.14
		QTA	12000.00	12600.00	14400.00	-4.76	-16.67
		LAH	13750.00	13750.00	17100.00	0.00	-19.59
		FAS	12750.00	12875.00	14125.00	-0.97	-9.73
		RAW	20100.00	20100.00	18100.00	0.00	11.05
		MUL	18125.00	18125.00	17275.00	0.00	4.92
		SAR	12500.00	13000.00	13500.00	-3.85	-7.41
		BPR	19250.00	19250.00	18750.00	0.00	2.67
		GJT	15250.00	15250.00	15250.00	0.00	0.00
		KAR	14750.00	14750.00	15250.00	0.00	-3.28
		HYD	15000.00	16000.00	14500.00	-6.25	3.45
		SKR	15000.00	16000.00	15000.00	-6.25	0.00
0170902. GRAM SPLIT AVG. QLTY.	100 KG.	MPK	21000.00	24000.00	24000.00	-12.50	-12.50
		PSH	19500.00	19500.00	17500.00	0.00	11.43
		BNU	11500.00	11500.00	13500.00	0.00	-14.81
		QTA	19600.00	19600.00	16000.00	0.00	22.50
		LAH	8900.00	9100.00	14700.00	-2.20	-39.46
		FAS	8875.00	8850.00	14625.00	0.28	-39.32
		RAW	10900.00	11300.00	16750.00	-3.54	-34.93
		MUL	9750.00	9750.00	15125.00	0.00	-35.54
		GUJ	9500.00	10000.00	15000.00	-5.00	-36.67
		SAR	8000.00	8750.00	14500.00	-8.57	-44.83
		SKT	9000.00	10500.00	14400.00	-14.29	-37.50
		BPR	9750.00	10250.00	16100.00	-4.88	-39.44
		GJT	8400.00	9200.00	15000.00	-8.70	-44.00
KAR	9250.00	9250.00	15000.00	0.00	-38.33		
HYD	8450.00	9300.00	15100.00	-9.14	-44.04		
SKR	9800.00	9800.00	15500.00	0.00	-36.77		
MPK	9000.00	9500.00	15600.00	-5.26	-42.31		
PSH	9400.00	10000.00	16400.00	-6.00	-42.68		
BNU	10500.00	10500.00	15500.00	0.00	-32.26		
QTA	14000.00	13600.00	17600.00	2.94	-20.45		
0170903. MASH WHOLE AVG. QLTY.	100 KG.	LAH	12250.00	13250.00	17750.00	-7.55	-30.99
		FAS	7125.00	7750.00	12500.00	-8.06	-43.00
		RAW	11750.00	12900.00	18250.00	-8.91	-35.62
		MUL	9375.00	9750.00	12875.00	-3.85	-27.18
		SKT	9500.00	9500.00	14500.00	0.00	-34.48
		KSR	9500.00	11500.00	17500.00	-17.39	-45.71
		KAR	11100.00	11750.00	14600.00	-5.53	-23.97
0170904. MASH SPLIT AVG. QLTY.	100 KG.	LAH	14500.00	15250.00	20650.00	-4.92	-29.78
		FAS	11250.00	10625.00	15000.00	5.88	-25.00
		RAW	13100.00	14100.00	19450.00	-7.09	-32.65
		MUL	10375.00	10500.00	14750.00	-1.19	-29.66
		SKT	12500.00	12500.00	16500.00	0.00	-24.24
		KSR	13000.00	13000.00	19300.00	0.00	-32.64
		KAR	11500.00	11500.00	15400.00	0.00	-25.32
		HYD	9000.00	11550.00	15250.00	-22.08	-40.98
		SKR	10000.00	10000.00	20000.00	0.00	-50.00
		MPK	8200.00	9000.00	17500.00	-8.89	-53.14
		PSH	11000.00	12500.00	15250.00	-12.00	-27.87
		MNG	11000.00	13000.00	17200.00	-15.38	-36.05
		QTA	19000.00	19600.00	22000.00	-3.06	-13.64
0170905. MOONG WHOLE AVG. QLTY.	100 KG.	LAH	8000.00	8250.00	10900.00	-3.03	-26.61
		FAS	7750.00	6125.00	9000.00	26.53	-13.89
		RAW	9600.00	9600.00	12150.00	0.00	-20.99
		MUL	6250.00	5750.00	7625.00	8.70	-18.03
		SKT	7500.00	7500.00	10300.00	0.00	-27.18
		GJT	8000.00	8500.00	9000.00	-5.88	-11.11

Contd.

7.10 Intercity Wholesale Prices of Selected Commodities

Group/Commodity/Item Specification	Unit	City	Prices (Rs.)			% Change in December, 2017 Over	
			Dec., 2017	Nov., 2017	Dec., 2016	Nov., 2017	Dec., 2016
		KSR	7600.00	7600.00	10550.00	0.00	-27.96
		KAR	9100.00	9550.00	9400.00	-4.71	-3.19
		SKR	9000.00	9000.00	10000.00	0.00	-10.00
		PSH	8000.00	8000.00	10100.00	0.00	-20.79
		MNG	8000.00	8000.00	9400.00	0.00	-14.89
0170906. MOONG SPLIT AVG. QLTY.	100 KG.	QTA	14800.00	14400.00	13000.00	2.78	13.85
		LAH	8700.00	8900.00	12100.00	-2.25	-28.10
		FAS	7375.00	6000.00	8875.00	22.92	-16.90
		RAW	10175.00	10175.00	12350.00	0.00	-17.61
		MUL	7250.00	6650.00	9125.00	9.02	-20.55
		SKT	9500.00	9500.00	11500.00	0.00	-17.39
		GJT	8500.00	9000.00	9750.00	-5.56	-12.82
		KAR	8500.00	8700.00	10200.00	-2.30	-16.67
		HYD	8300.00	8300.00	9750.00	0.00	-14.87
		SKR	10000.00	10000.00	12000.00	0.00	-16.67
		MPK	8500.00	8500.00	13000.00	0.00	-34.62
		PSH	6800.00	6800.00	10100.00	0.00	-32.67
		MNG	10000.00	10000.00	9800.00	0.00	2.04
		QTA	14400.00	14000.00	12600.00	2.86	14.29
014. Sugar Crops							
0180206. SUGAR CANE (OPEN MARKET)	40 KG.	FAS	150.00	172.50	172.50	-13.04	-13.04
		HYD	182.00	182.00	182.00	0.00	0.00
		PSH	180.00	180.00	180.00	0.00	0.00
015. Fibre Crops							
0192101. COTTON SPOT RATE EX-KAR.	40 KG.	KAR	7027.25	7027.25	6870.00	0.00	2.29
0192201. JUTE BAGS LOCAL	100	LAH	10500.00	10500.00	12550.00	0.00	-16.33
		FAS	12000.00	12000.00	9000.00	0.00	33.33
		KAR	11750.00	11750.00	12900.00	0.00	-8.91
		PSH	11000.00	11000.00	11000.00	0.00	0.00
016. Unmanufactured Tobacco							
0197001. TOBACCO SIND KARO	40 KG.	SAR	6500.00	6500.00	6100.00	0.00	6.56
		SKR	4000.00	4000.00	4000.00	0.00	0.00
		LRK	3800.00	3400.00	3000.00	11.76	26.67
0197002. TOBACCO DESI(MITHA)	40 KG.	LAH	8900.00	8050.00	7650.00	10.56	16.34
		SAR	8250.00	8200.00	7600.00	0.61	8.55
		HYD	5200.00	5600.00	4500.00	-7.14	15.56
		QTA	3000.00	3000.00	2800.00	0.00	7.14
0197003. TOBACCO SUFAID PATHA	40 KG.	MUL	6900.00	6900.00	7100.00	0.00	-2.82
		SAR	6550.00	6500.00	6400.00	0.77	2.34
		KAR	4900.00	4900.00	4300.00	0.00	13.95
		HYD	4400.00	4600.00	4800.00	-4.35	-8.33
		QTA	5600.00	5600.00	5415.00	0.00	3.42
0197004. TOBACCO HUKKA TWISTED	40 KG.	LAH	7900.00	7100.00	6750.00	11.27	17.04
		RAW	3250.00	3250.00	2825.00	0.00	15.04
		MUL	4400.00	4400.00	4550.00	0.00	-3.30
		KSR	7700.00	7300.00	6500.00	5.48	18.46
		HYD	4500.00	4500.00	4500.00	0.00	0.00
		SKR	9500.00	9500.00	8000.00	0.00	18.75
		QTA	3200.00	3200.00	2970.00	0.00	7.74
0197005. TOBACCO HUKKA PREPARED	40 KG.	LAH	6050.00	5650.00	5250.00	7.08	15.24
		RAW	2050.00	2050.00	1625.00	0.00	26.15
		MUL	1500.00	1500.00	1500.00	0.00	0.00
		KSR	5650.00	5350.00	5250.00	5.61	7.62
		LRK	2500.00	2500.00	1700.00	0.00	47.06
		QTA	1800.00	1800.00	1530.00	0.00	17.65
017. Poultry							
0215101. CHICKEN FARM(LIVE)	1 KG.	LAH	149.00	101.00	96.50	47.52	54.40
		FAS	152.00	114.00	90.00	33.33	68.89
		RAW	139.00	99.00	94.50	40.40	47.09

Contd.

7.10 Intercity Wholesale Prices of Selected Commodities

Group/Commodity/Item Specification	Unit	City	Prices (Rs.)			% Change in December, 2017 Over	
			Dec., 2017	Nov., 2017	Dec., 2016	Nov., 2017	Dec., 2016
		MUL	158.50	120.00	110.00	32.08	44.09
		GUJ	150.00	100.00	92.00	50.00	63.04
		SKT	145.00	102.00	110.00	42.16	31.82
		BPR	144.50	115.00	100.00	25.65	44.50
		KAR	172.50	140.00	133.00	23.21	29.70
		HYD	160.00	120.00	150.00	33.33	6.67
		SKR	160.00	115.00	140.00	39.13	14.29
		MPK	140.00	100.00	132.00	40.00	6.06
		PSH	154.00	128.00	118.00	20.31	30.51
		MNG	143.00	143.00	143.00	0.00	0.00
		QTA	155.00	140.00	155.00	10.71	0.00
018. Raw Milk from Bovine Animals							
0221101. FRESH MILK	40 LTR.	LAH	2627.50	2627.50	2460.00	0.00	6.81
		FAS	2800.00	2800.00	2600.00	0.00	7.69
		RAW	3387.50	3387.50	3337.50	0.00	1.50
		MUL	2650.00	2650.00	2650.00	0.00	0.00
		SAH	2400.00	2400.00	2400.00	0.00	0.00
		SKT	3000.00	3000.00	2600.00	0.00	15.38
		KSR	2225.00	2225.00	2460.00	0.00	-9.55
		KAR	3200.00	3200.00	3000.00	0.00	6.67
		HYD	2960.00	2960.00	2800.00	0.00	5.71
		SKR	3000.00	3000.00	3120.00	0.00	-3.85
		MPK	2600.00	2600.00	2600.00	0.00	0.00
		PSH	2400.00	2400.00	2400.00	0.00	0.00
		BNU	2800.00	2800.00	2800.00	0.00	0.00
		QTA	3400.00	3400.00	3400.00	0.00	0.00
019. Eggs							
0231001. EGGS FARM CRATE OF 30 DOZ.	EACH	LAH	3750.00	3900.00	3750.00	-3.85	0.00
		FAS	3750.00	3960.00	3750.00	-5.30	0.00
		RAW	3725.00	3885.00	3435.00	-4.12	8.44
		MUL	3900.00	3900.00	3700.00	0.00	5.41
		GUJ	3900.00	4000.00	3540.00	-2.50	10.17
		SKT	3600.00	3900.00	3600.00	-7.69	0.00
		BPR	3960.00	3960.00	3960.00	0.00	0.00
		KAR	4065.00	4065.00	3660.00	0.00	11.07
		HYD	3680.00	3350.00	3500.00	9.85	5.14
		SKR	3720.00	3840.00	3900.00	-3.13	-4.62
		MPK	3600.00	3950.00	3700.00	-8.86	-2.70
		PSH	3750.00	3960.00	3600.00	-5.30	4.17
		MNG	3700.00	3900.00	3700.00	-5.13	0.00
		QTA	3600.00	3600.00	3200.00	0.00	12.50
020. Raw Animal Materials / Wool							
0294201. WOOL PAK. SUPERIOR WHITE	40 KG.	LAH	1575.00	1575.00	1575.00	0.00	0.00
		MUL	1250.00	1450.00	1750.00	-13.79	-28.57
		KAR	7200.00	7200.00	5300.00	0.00	35.85
		BNU	2500.00	2500.00	2500.00	0.00	0.00
0294202. WOOL PAK. SUPERIOR YELLOW	40 KG.	LAH	1375.00	1375.00	1375.00	0.00	0.00
		MUL	550.00	450.00	950.00	22.22	-42.11
		KAR	4300.00	4300.00	4300.00	0.00	0.00
		BNU	2250.00	2250.00	2250.00	0.00	0.00
0294203. WOOL PAK MEDIUM WHITE	40 KG.	LAH	1300.00	1300.00	1300.00	0.00	0.00
		MUL	950.00	950.00	1700.00	0.00	-44.12
		KAR	3600.00	3600.00	3600.00	0.00	0.00
		BNU	2100.00	2100.00	2100.00	0.00	0.00
0294204. WOOL PAK.MEDIUM YELLOW	40 KG.	LAH	1175.00	1175.00	1175.00	0.00	0.00
		MUL	450.00	450.00	750.00	0.00	-40.00
		KAR	3275.00	3275.00	3275.00	0.00	0.00
		BNU	1850.00	1850.00	1850.00	0.00	0.00

Contd.

7.10 Intercity Wholesale Prices of Selected Commodities

Group/Commodity/Item Specification	Unit	City	Prices (Rs.)			% Change in December, 2017 Over		
			Dec., 2017	Nov., 2017	Dec., 2016	Nov., 2017	Dec., 2016	
0294205. WOOL COLOURED LIGHT	40 KG.	LAH	925.00	925.00	925.00	0.00	0.00	
		MUL	550.00	550.00	550.00	0.00	0.00	
		KAR	2700.00	2700.00	2700.00	0.00	0.00	
		BNU	1600.00	1600.00	1600.00	0.00	0.00	
		LAH	825.00	825.00	825.00	0.00	0.00	
0294206. WOOL COLOURED DARK	40 KG.	MUL	225.00	225.00	375.00	0.00	-40.00	
		KAR	2500.00	2500.00	2500.00	0.00	0.00	
		BNU	1500.00	1500.00	1500.00	0.00	0.00	
		021. Hides & Fur Skins, Raw						
		0295101. HIDES WET SALTED COW MEDIUM	EACH	LAH	1275.00	1275.00	1475.00	0.00
RAW	1525.00			1525.00	1450.00	0.00	5.17	
MUL	1650.00			1650.00	1550.00	0.00	6.45	
SKT	1750.00			1750.00	1750.00	0.00	0.00	
KSR	1200.00			1200.00	1475.00	0.00	-18.64	
KAR	3200.00			3200.00	4000.00	0.00	-20.00	
HYD	3200.00			3200.00	2500.00	0.00	28.00	
BNU	1000.00			1000.00	1000.00	0.00	0.00	
QTA	2500.00			2500.00	2500.00	0.00	0.00	
0295102. HIDES WET SALTED BUFFALO MEDIUM	EACH			LAH	975.00	975.00	1275.00	0.00
		RAW	1525.00	1525.00	1450.00	0.00	5.17	
		MUL	1250.00	1050.00	1750.00	19.05	-28.57	
		SKT	2000.00	2000.00	2000.00	0.00	0.00	
		KSR	900.00	900.00	1175.00	0.00	-23.40	
		KAR	2000.00	2000.00	2700.00	0.00	-25.93	
		HYD	2000.00	2000.00	1800.00	0.00	11.11	
		BNU	1200.00	1200.00	1200.00	0.00	0.00	
		QTA	2400.00	2400.00	2400.00	0.00	0.00	
		0295103. HIDES WET SALTED CALF MEDIUM	EACH	LAH	525.00	525.00	675.00	0.00
RAW	1250.00			1250.00	1150.00	0.00	8.70	
MUL	750.00			650.00	950.00	15.38	-21.05	
SKT	500.00			500.00	500.00	0.00	0.00	
KSR	380.00			380.00	575.00	0.00	-33.91	
KAR	3000.00			3000.00	3900.00	0.00	-23.08	
HYD	3000.00			3000.00	2050.00	0.00	46.34	
BNU	500.00			500.00	500.00	0.00	0.00	
QTA	1800.00			1800.00	1800.00	0.00	0.00	
0295301. SHEEP SKIN MEDIUM	100			RAW	22500.00	22500.00	21500.00	0.00
		MUL	6500.00	5500.00	11500.00	18.18	-43.48	
		KSR	9750.00	9750.00	13500.00	0.00	-27.78	
		KAR	31000.00	31000.00	42500.00	0.00	-27.06	
		HYD	25000.00	25000.00	10000.00	0.00	150.00	
		PSH	7000.00	7000.00	10000.00	0.00	-30.00	
		QTA	30000.00	30000.00	30000.00	0.00	0.00	
0295302. SHEEP SKIN LARGE	100	LAH	16000.00	16000.00	19500.00	0.00	-17.95	
		RAW	25500.00	25500.00	24500.00	0.00	4.08	
		MUL	11500.00	9500.00	21000.00	21.05	-45.24	
		KSR	13250.00	13250.00	17500.00	0.00	-24.29	
		KAR	46500.00	46500.00	55500.00	0.00	-16.22	
		HYD	15000.00	15000.00	15000.00	0.00	0.00	
		PSH	10000.00	10000.00	15000.00	0.00	-33.33	
0295401. GOAT SKIN LARGE	100	QTA	35000.00	35000.00	55000.00	0.00	-36.36	
		LAH	18000.00	18000.00	21000.00	0.00	-14.29	
		RAW	24500.00	24500.00	23500.00	0.00	4.26	
		KSR	14500.00	14500.00	18500.00	0.00	-21.62	
		KAR	32500.00	32500.00	37500.00	0.00	-13.33	
		HYD	22000.00	22000.00	20250.00	0.00	8.64	
		PSH	14000.00	14000.00	15000.00	0.00	-6.67	
QTA	40000.00	40000.00	43500.00	0.00	-8.05			

Contd.

7.10 Intercity Wholesale Prices of Selected Commodities

Group/Commodity/Item Specification	Unit	City	Prices (Rs.)			% Change in December, 2017 Over		
			Dec., 2017	Nov., 2017	Dec., 2016	Nov., 2017	Dec., 2016	
0295402. GOAT SKIN EXTRA LARGE	100	LAH	20500.00	20500.00	23250.00	0.00	-11.83	
		RAW	26500.00	26500.00	25500.00	0.00	3.92	
		MUL	34000.00	27750.00	46000.00	22.52	-26.09	
		KSR	16000.00	16000.00	20500.00	0.00	-21.95	
		KAR	35000.00	35000.00	49250.00	0.00	-28.93	
		HYD	28000.00	28000.00	22250.00	0.00	25.84	
		PSH	20000.00	20000.00	22000.00	0.00	-9.09	
0295403. GOAT SKIN MEDIUM	100	QTA	45000.00	45000.00	52500.00	0.00	-14.29	
		LAH	13500.00	13500.00	15500.00	0.00	-12.90	
		RAW	23500.00	23500.00	22250.00	0.00	5.62	
		MUL	17500.00	12500.00	24000.00	40.00	-27.08	
		SKT	19000.00	19000.00	19000.00	0.00	0.00	
		KSR	11600.00	11600.00	14500.00	0.00	-20.00	
		KAR	20500.00	20500.00	24500.00	0.00	-16.33	
0295404. GOAT SKIN SMALL	100	PSH	10000.00	10000.00	20000.00	0.00	-50.00	
		QTA	25000.00	25000.00	37500.00	0.00	-33.33	
		LAH	9500.00	9500.00	11500.00	0.00	-17.39	
		RAW	22500.00	22500.00	21500.00	0.00	4.65	
		SKT	15000.00	15000.00	15000.00	0.00	0.00	
		KSR	8250.00	8250.00	10500.00	0.00	-21.43	
		KAR	15500.00	15500.00	26500.00	0.00	-41.51	
022. Fuel Wood in Logs	40 KG.	PSH	8000.00	8000.00	15000.00	0.00	-46.67	
		QTA	15000.00	15000.00	27000.00	0.00	-44.44	
		0313001. FIRE WOOD MIXED DRY	LAH	655.00	655.00	655.00	0.00	0.00
		FAS	380.00	380.00	380.00	0.00	0.00	
		RAW	650.00	650.00	650.00	0.00	0.00	
		MUL	530.00	510.00	490.00	3.92	8.16	
		GJT	550.00	550.00	550.00	0.00	0.00	
023. Fish Live Fresh or Chilled	40 KG.	KAR	600.00	600.00	600.00	0.00	0.00	
		HYD	550.00	550.00	500.00	0.00	10.00	
		SKR	375.00	375.00	375.00	0.00	0.00	
		LRK	450.00	450.00	450.00	0.00	0.00	
		PSH	675.00	675.00	675.00	0.00	0.00	
		MNG	560.00	560.00	500.00	0.00	12.00	
		QTA	515.00	515.00	465.00	0.00	10.75	
		0411901. FISH RAHU RIVER	LAH	10000.00	10000.00	8900.00	0.00	12.36
		RAW	5750.00	5750.00	6100.00	0.00	-5.74	
		MUL	9600.00	9600.00	8900.00	0.00	7.87	
		HYD	8800.00	8800.00	8000.00	0.00	10.00	
SKR	9000.00	8000.00	10000.00	12.50	-10.00			
PSH	8050.00	8050.00	8000.00	0.00	0.63			
0411902. FISH RAHU SEA	40 KG.	KAR	9400.00	9000.00	8300.00	4.44	13.25	
0411903. FISH SURMAI (SEA)	40 KG.	KAR	14400.00	14400.00	14450.00	0.00	-0.35	
2. Ores/Minerals, Elec., Gas & Water								
024. Coal not Agglomerated								
1101001. COAL	MT.	LAH	9900.00	9900.00	9900.00	0.00	0.00	
025. Natural Gas Liquified								
1202001. SUI GAS GENERAL INDUSRIAL USE	MMBTU	KAR	600.00	600.00	600.00	0.00	0.00	
1202002. LPG	KG.	LAH	120.50	97.50	94.70	23.59	27.24	
		RAW	117.50	107.50	106.50	9.30	10.33	
		KAR	120.00	110.00	100.00	9.09	20.00	
		PSH	140.00	120.00	110.00	16.67	27.27	
		QTA	120.00	120.00	115.00	0.00	4.35	
1202003. CNG	KG.	KAR	74.99	74.99	67.50	0.00	11.10	
026. Salt & Pure Sodium Chloride								
1620001. SALT CRUSHED LAHORI	40 KG.	LAH	360.00	310.00	215.00	16.13	67.44	
		RAW	395.00	395.00	395.00	0.00	0.00	

Contd.

7.10 Intercity Wholesale Prices of Selected Commodities

Group/Commodity/Item Specification	Unit	City	Prices (Rs.)			% Change in December, 2017 Over	
			Dec., 2017	Nov., 2017	Dec., 2016	Nov., 2017	Dec., 2016
		MUL	280.00	280.00	280.00	0.00	0.00
		GJT	240.00	240.00	240.00	0.00	0.00
		KAR	360.00	360.00	350.00	0.00	2.86
		SKR	275.00	275.00	275.00	0.00	0.00
		PSH	150.00	150.00	200.00	0.00	-25.00
1620002. SEA SALT	40 KG.	LAH	350.00	300.00	235.00	16.67	48.94
		FAS	170.00	170.00	170.00	0.00	0.00
		KAR	122.50	122.50	122.50	0.00	0.00
		HYD	150.00	150.00	150.00	0.00	0.00
		NWB	322.50	322.50	300.00	0.00	7.50
027. Electrical Energy							
1710011. ELECTRICITY TARRIF B1	KWH.	KAR	15.34	15.34	15.34	0.00	0.00
1710012. ELECTRICITY TARRIF B2	KWH.	KAR	15.15	15.15	15.15	0.00	0.00
1710013. ELECTRICITY TARRIF B3	KWH.	KAR	15.52	15.52	15.52	0.00	0.00
1710014. ELECTRICITY TARRIF B4	KWH.	KAR	15.46	15.46	15.46	0.00	0.00
1710021. ELECTRICITY TARIFF-D1	KWH.	KAR	10.09	10.09	10.09	0.00	0.00
1710022. ELECTRICITY TARIFF-D2	KWH.	KAR	11.70	11.70	11.70	0.00	0.00
3. Food, Beverages, Tobacco, Textiles, Leather							
3a) Food Products, Beverages & Tobacco							
028. Meat of Animals							
2111101. BEEF	40 KG.	LAH	12200.00	12200.00	11700.00	0.00	4.27
		FAS	10200.00	10200.00	10200.00	0.00	0.00
		RAW	11250.00	11250.00	8950.00	0.00	25.70
		MUL	12100.00	12100.00	9650.00	0.00	25.39
		SAR	13200.00	13200.00	11250.00	0.00	17.33
		GJT	13200.00	11200.00	11200.00	17.86	17.86
		KAR	11400.00	11400.00	11400.00	0.00	0.00
		HYD	10550.00	10550.00	10050.00	0.00	4.98
		PSH	11200.00	11200.00	11200.00	0.00	0.00
		MNG	12500.00	12500.00	10800.00	0.00	15.74
		QTA	15600.00	15600.00	15000.00	0.00	4.00
2111601. MUTTON	40 KG.	LAH	29000.00	29000.00	28000.00	0.00	3.57
		FAS	26000.00	26000.00	24000.00	0.00	8.33
		RAW	32750.00	32750.00	26900.00	0.00	21.75
		MUL	24600.00	24600.00	23500.00	0.00	4.68
		KAR	24400.00	24400.00	22200.00	0.00	9.91
		HYD	24000.00	24000.00	21500.00	0.00	11.63
		PSH	27200.00	27200.00	24400.00	0.00	11.48
		MNG	24000.00	24000.00	20000.00	0.00	20.00
		QTA	27600.00	27600.00	25600.00	0.00	7.81
029. Vegetables & Fruit Juice							
2133101. TOMATO KETCHUP 300 GM.	DOZ.	LAH	900.00	900.00	900.00	0.00	0.00
		FAS	892.20	892.20	892.20	0.00	0.00
		RAW	1175.00	1135.00	1045.00	3.52	12.44
		MUL	1037.40	1037.40	1037.40	0.00	0.00
		GJT	920.00	920.00	920.00	0.00	0.00
		KAR	1080.00	1080.00	780.00	0.00	38.46
		HYD	1080.00	1080.00	780.00	0.00	38.46
		SKR	1013.04	855.36	855.36	18.43	18.43
		MPK	1014.00	1014.00	772.00	0.00	31.35
		PSH	1300.00	1300.00	1140.00	0.00	14.04
		MNG	900.00	900.00	1030.00	0.00	-12.62
		QTA	960.00	960.00	828.00	0.00	15.94
2133901. CHILLES & LIME PKL.IN OIL 340 G.	DOZ.	LAH	1250.00	1250.00	1250.00	0.00	0.00
		RAW	1152.50	1152.50	1152.50	0.00	0.00
		KAR	1380.00	1380.00	1380.00	0.00	0.00
		MPK	992.76	992.76	992.76	0.00	0.00
		PSH	1260.00	1260.00	1260.00	0.00	0.00
		QTA	938.00	938.00	938.00	0.00	0.00

Contd.

7.10 Intercity Wholesale Prices of Selected Commodities

Group/Commodity/Item Specification	Unit	City	Prices (Rs.)			% Change in December, 2017 Over	
			Dec., 2017	Nov., 2017	Dec., 2016	Nov., 2017	Dec., 2016
030. Dried Fruits & Nuts							
2141101. KISHMISH(RAISIN) AVG. QLTY.	40 KG.	LAH	9900.00	9900.00	9900.00	0.00	0.00
		RAW	8450.00	8100.00	8100.00	4.32	4.32
		MUL	8850.00	8850.00	6600.00	0.00	34.09
		KAR	10500.00	11000.00	10500.00	-4.55	0.00
		HYD	10200.00	10200.00	10000.00	0.00	2.00
		MPK	9500.00	9500.00	10000.00	0.00	-5.00
		PSH	6200.00	6200.00	6200.00	0.00	0.00
		BNU	8900.00	8900.00	8900.00	0.00	0.00
		QTA	8000.00	8000.00	5100.00	0.00	56.86
2141301. GROUND NUT WITH SHELL AVG. QLTY.	40 KG.	LAH	8900.00	7900.00	7300.00	12.66	21.92
		RAW	6150.00	5250.00	4650.00	17.14	32.26
		MUL	6300.00	6300.00	5700.00	0.00	10.53
		KAR	10200.00	8900.00	8400.00	14.61	21.43
		HYD	7000.00	7000.00	5800.00	0.00	20.69
		MPK	4600.00	4600.00	4600.00	0.00	0.00
		PSH	6800.00	6800.00	7200.00	0.00	-5.56
		QTA	8500.00	8500.00	7500.00	0.00	13.33
031. Fruit Juices							
2142901. ROOHAFZA(SHARBAT)	DOZ.	LAH	1836.00	1836.00	1700.00	0.00	8.00
		FAS	1870.00	1870.00	1810.00	0.00	3.31
		RAW	1910.00	1832.50	1825.00	4.23	4.66
		MUL	1840.00	1840.00	1770.00	0.00	3.95
		GUJ	1880.00	1880.00	1800.00	0.00	4.44
		BPR	1880.00	1880.00	1800.00	0.00	4.44
		GJT	1880.00	1880.00	1800.00	0.00	4.44
		KAR	1850.00	1850.00	1776.00	0.00	4.17
		HYD	1880.00	1880.00	1775.00	0.00	5.92
		SKR	1720.00	1720.00	1720.00	0.00	0.00
		LRK	1870.00	1870.00	1750.00	0.00	6.86
		PSH	1820.00	1820.00	1740.00	0.00	4.60
		BNU	1900.00	1900.00	1710.00	0.00	11.11
		MNG	1850.00	1850.00	1800.00	0.00	2.78
		QTA	2100.00	2100.00	1980.00	0.00	6.06
2142902. JAM-E-SHREEN	DOZ.	LAH	1840.00	1840.00	1780.00	0.00	3.37
		FAS	1860.00	1860.00	1770.00	0.00	5.08
		RAW	1910.00	1910.00	1810.00	0.00	5.52
		MUL	1820.00	1820.00	1680.00	0.00	8.33
		GUJ	1850.00	1850.00	1700.00	0.00	8.82
		BPR	1880.00	1880.00	1800.00	0.00	4.44
		KAR	1824.00	1824.00	1824.00	0.00	0.00
		HYD	1956.00	1956.00	1800.00	0.00	8.67
		SKR	1720.00	1720.00	1720.00	0.00	0.00
		PSH	1820.00	1820.00	1750.00	0.00	4.00
		BNU	1800.00	1800.00	1650.00	0.00	9.09
		MNG	1880.00	1880.00	1800.00	0.00	4.44
2142903. FRUIT JUICE TETRA PACK	DOZ.	LAH	190.00	190.00	190.00	0.00	0.00
		FAS	162.50	162.50	162.50	0.00	0.00
		RAW	157.50	157.50	157.50	0.00	0.00
		MUL	135.00	135.00	135.00	0.00	0.00
		KAR	168.00	168.00	168.00	0.00	0.00
		HYD	170.00	170.00	170.00	0.00	0.00
		SKR	180.00	180.00	180.00	0.00	0.00
		PSH	133.00	133.00	130.00	0.00	2.31
		QTA	110.00	110.00	110.00	0.00	0.00
2142904. LEMON/ORANGE SQUASH MITCHELS(730ML)	DOZ.	LAH	1620.00	1620.00	1540.00	0.00	5.19
		FAS	1630.00	1630.00	1587.00	0.00	2.71
		RAW	1710.00	1710.00	1710.00	0.00	0.00
		MUL	1788.00	1788.00	1767.60	0.00	1.15

Contd.

7.10 Intercity Wholesale Prices of Selected Commodities

Group/Commodity/Item Specification	Unit	City	Prices (Rs.)			% Change in December, 2017 Over	
			Dec., 2017	Nov., 2017	Dec., 2016	Nov., 2017	Dec., 2016
		KAR	1788.00	1788.00	1788.00	0.00	0.00
		HYD	1775.00	1775.00	1775.00	0.00	0.00
		PSH	1800.00	1800.00	1800.00	0.00	0.00
2142905. MUREEY BREWERY (TOPS)	DOZ.	LAH	495.00	495.00	495.00	0.00	0.00
		RAW	625.00	625.00	625.00	0.00	0.00
		KSR	435.00	435.00	435.00	0.00	0.00
2149201. APL/MNG/ORG/MIX. FRUIT JAM 450 G.	DOZ.	LAH	1515.00	1515.00	1455.00	0.00	4.12
		RAW	1390.00	1390.00	1390.00	0.00	0.00
		KAR	1305.00	1305.00	1260.00	0.00	3.57
		MPK	1183.00	1183.00	1183.00	0.00	0.00
		PSH	1410.00	1410.00	1410.00	0.00	0.00
		QTA	1320.00	1320.00	1320.00	0.00	0.00
2149202. MANGO/MIXED PICKLE IN OIL 340 G.	DOZ.	LAH	1120.00	1120.00	1120.00	0.00	0.00
		RAW	1270.00	1270.00	1137.50	0.00	11.65
		KAR	1380.00	1380.00	1380.00	0.00	0.00
		MPK	992.76	992.76	992.76	0.00	0.00
		PSH	1320.00	1320.00	1320.00	0.00	0.00
		QTA	1200.00	1200.00	936.00	0.00	28.21
032. Vegetable Oils Refined							
2154101. SOYABEAN COOKING OIL TIN	5 LTR.	LAH	840.00	840.00	815.00	0.00	3.07
		FAS	850.00	830.00	830.00	2.41	2.41
		RAW	855.00	855.00	847.50	0.00	0.88
		MUL	903.85	903.85	884.62	0.00	2.17
		KAR	742.50	742.50	742.50	0.00	0.00
		HYD	977.77	880.00	880.00	11.11	11.11
		SKR	840.00	840.00	840.00	0.00	0.00
		MPK	940.00	940.00	890.00	0.00	5.62
		PSH	860.00	860.00	780.00	0.00	10.26
		BNU	970.00	970.00	970.00	0.00	0.00
		QTA	840.00	840.00	840.00	0.00	0.00
2154301. SUN FLOWER COOKING OIL	5 LTR.	LAH	840.00	840.00	815.00	0.00	3.07
		FAS	850.00	850.00	780.00	0.00	8.97
		RAW	855.00	855.00	847.50	0.00	0.88
		MUL	879.81	879.81	802.88	0.00	9.58
		GJT	855.00	855.00	790.00	0.00	8.23
		KAR	742.50	742.50	742.50	0.00	0.00
		HYD	911.11	860.00	870.00	5.94	4.73
		SKR	840.00	840.00	840.00	0.00	0.00
		PSH	850.00	850.00	850.00	0.00	0.00
		MNG	840.00	840.00	850.00	0.00	-1.18
		QTA	900.00	900.00	900.00	0.00	0.00
2154401. MUSTARD & RAPE SEED OIL.	40 KG.	LAH	5200.00	5200.00	5200.00	0.00	0.00
		RAW	6900.00	6900.00	6750.00	0.00	2.22
		MUL	5700.00	5900.00	5100.00	-3.39	11.76
		KSR	5400.00	5400.00	5150.00	0.00	4.85
		KAR	6100.00	6100.00	6100.00	0.00	0.00
		HYD	5500.00	5700.00	4900.00	-3.51	12.24
		MPK	5300.00	5650.00	5000.00	-6.19	6.00
		PSH	6750.00	6750.00	6750.00	0.00	0.00
		BNU	6200.00	6200.00	6200.00	0.00	0.00
		QTA	6000.00	6000.00	6000.00	0.00	0.00
2154801. COTTON SEED OIL	40 KG.	LAH	5800.00	5800.00	5800.00	0.00	0.00
		MUL	3825.00	3825.00	3925.00	0.00	-2.55
		GUJ	5000.00	5000.00	5200.00	0.00	-3.85
		SAR	4324.00	4324.00	4500.00	0.00	-3.91
		KAR	5605.00	5605.00	5605.00	0.00	0.00
		HYD	4300.00	4400.00	4480.00	-2.27	-4.02
		SKR	4800.00	4800.00	3950.00	0.00	21.52

Contd.

7.10 Intercity Wholesale Prices of Selected Commodities

Group/Commodity/Item Specification	Unit	City	Prices (Rs.)			% Change in December, 2017 Over	
			Dec., 2017	Nov., 2017	Dec., 2016	Nov., 2017	Dec., 2016
2154901. RAFHAN CORN OIL	2.00 LT	NWB	6000.00	6000.00	6000.00	0.00	0.00
		PSH	5100.00	5100.00	5100.00	0.00	0.00
		LAH	650.00	650.00	650.00	0.00	0.00
		FAS	700.00	700.00	690.00	0.00	1.45
		RAW	725.00	725.00	690.00	0.00	5.07
		MUL	703.00	703.00	703.00	0.00	0.00
		KAR	695.00	695.00	695.00	0.00	0.00
		HYD	710.00	710.00	710.00	0.00	0.00
		MPK	705.00	705.00	700.00	0.00	0.71
		PSH	710.00	710.00	710.00	0.00	0.00
		MNG	720.00	720.00	730.00	0.00	-1.37
QTA	730.00	730.00	730.00	0.00	0.00		
033. Vegetable Ghee							
2159001. VEGETABLE GHEE(16 KG TIN)	EACH	LAH	2220.00	2250.00	2200.00	-1.33	0.91
		RAW	2325.00	2325.00	2295.00	0.00	1.31
		MUL	2360.00	2355.00	2375.00	0.21	-0.63
		SKT	2070.00	2070.00	2070.00	0.00	0.00
		KAR	2440.00	2440.00	2450.00	0.00	-0.41
		SKR	1850.00	1850.00	1850.00	0.00	0.00
		MPK	2000.00	2020.00	2150.00	-0.99	-6.98
		PSH	2430.00	2450.00	2440.00	-0.82	-0.41
		MNG	2430.00	2400.00	2450.00	1.25	-0.82
		QTA	2450.00	2450.00	2450.00	0.00	0.00
		2159002. VEGETABLE GHEE(DALDA/TULO/HABIB/SHA)	05 KG.	LAH	895.00	895.00	860.00
FAS	900.00			860.00	860.00	4.65	4.65
RAW	865.00			865.00	847.50	0.00	2.06
MUL	865.00			865.00	879.23	0.00	-1.62
SAR	890.00			890.00	890.00	0.00	0.00
GJT	898.00			898.00	845.00	0.00	6.27
KAR	800.00			800.00	850.00	0.00	-5.88
HYD	900.00			900.00	875.00	0.00	2.86
SKR	780.00			780.00	780.00	0.00	0.00
PSH	880.00			880.00	830.00	0.00	6.02
QTA	850.00			850.00	850.00	0.00	0.00
034. Oil Cakes							
2171001. COTTON SEED OIL CAKES	40 KG.	LAH	1700.00	1800.00	1800.00	-5.56	-5.56
		FAS	1700.00	1500.00	1700.00	13.33	0.00
		MUL	1400.00	1325.00	1425.00	5.66	-1.75
		SAR	1900.00	2108.00	1650.00	-9.87	15.15
		BPR	1475.00	1475.00	1725.00	0.00	-14.49
		HYD	1600.00	1600.00	1600.00	0.00	0.00
		SKR	1720.00	1720.00	1640.00	0.00	4.88
		MPK	1390.00	1340.00	1450.00	3.73	-4.14
		PSH	1560.00	1560.00	1500.00	0.00	4.00
		QTA	1250.00	1250.00	1250.00	0.00	0.00
		2171002. MUSTARD & RAPSEED OIL CAKES	40 KG.	LAH	1300.00	1400.00	1400.00
FAS	1330.00			1325.00	1400.00	0.38	-5.00
MUL	1275.00			1275.00	1375.00	0.00	-7.27
SAR	1287.50			1287.50	1425.00	0.00	-9.65
BPR	1325.00			1325.00	1375.00	0.00	-3.64
HYD	1500.00			1500.00	1300.00	0.00	15.38
SKR	1450.00			1450.00	1300.00	0.00	11.54
MPK	1200.00			1150.00	1150.00	4.35	4.35
PSH	1600.00			1600.00	1620.00	0.00	-1.23
QTA	950.00			950.00	950.00	0.00	0.00
035. Processed Liquid Milk							
2211002. MILK PAK/HALEEB/NESTLE (LITRE)	DOZ.	LAH	1450.00	1450.00	1360.00	0.00	6.62
		FAS	1470.00	1470.00	1235.00	0.00	19.03
		RAW	1355.00	1355.00	1255.00	0.00	7.97

Contd.

7.10 Intercity Wholesale Prices of Selected Commodities

Group/Commodity/Item Specification	Unit	City	Prices (Rs.)			% Change in December, 2017 Over	
			Dec., 2017	Nov., 2017	Dec., 2016	Nov., 2017	Dec., 2016
		KAR	1250.00	1250.00	1250.00	0.00	0.00
		HYD	1472.00	1472.00	1250.00	0.00	17.76
		SKR	1320.00	1320.00	1140.00	0.00	15.79
		PSH	1470.00	1470.00	1240.00	0.00	18.55
		MNG	1460.00	1460.00	1370.00	0.00	6.57
036. Milk & Cream in Solid Form							
2221101. POWD.MILK EVERYDAY(NESTLE)1KG.	EACH	LAH	700.00	680.00	660.00	2.94	6.06
		RAW	685.00	685.00	632.50	0.00	8.30
		MUL	703.66	689.84	671.32	2.00	4.82
		KAR	662.50	662.50	662.50	0.00	0.00
		HYD	710.00	758.00	680.00	-6.33	4.41
		SKR	665.00	665.00	650.00	0.00	2.31
		PSH	680.00	680.00	650.00	0.00	4.62
		BNU	680.00	680.00	680.00	0.00	0.00
		QTA	680.00	680.00	680.00	0.00	0.00
2221201. POWDERED MILK(SKIMMED)/BAG 25 KG.	EACH	LAH	11750.00	11750.00	11750.00	0.00	0.00
		RAW	12350.00	12350.00	12350.00	0.00	0.00
		MUL	9200.00	9100.00	8900.00	1.10	3.37
		KAR	10250.00	10250.00	10700.00	0.00	-4.21
		PSH	8800.00	8800.00	8500.00	0.00	3.53
		QTA	12500.00	12500.00	12500.00	0.00	0.00
2221202. POWDERED MILK NIDO (1 KG. POLY BA	EACH	LAH	725.00	725.00	700.00	0.00	3.57
		RAW	805.00	805.00	738.00	0.00	9.08
		GUJ	730.00	730.00	738.00	0.00	-1.08
		KAR	758.00	758.00	732.50	0.00	3.48
		HYD	813.00	813.00	769.00	0.00	5.72
		PSH	720.00	720.00	745.00	0.00	-3.36
037. Ice Cream							
2227001. ICE CREAM POLKA/WALLS	DOZ.	LAH	400.00	400.00	400.00	0.00	0.00
		RAW	495.00	495.00	442.50	0.00	11.86
		KAR	288.00	288.00	288.00	0.00	0.00
		HYD	432.00	432.00	432.00	0.00	0.00
		SKR	453.00	453.00	240.00	0.00	88.75
		QTA	456.00	456.00	456.00	0.00	0.00
038. Dairy Products N.E.C							
2229001. MILO(200 GM. PACK) NESTLE	EACH	LAH	198.00	198.00	198.00	0.00	0.00
		FAS	177.00	174.00	175.00	1.72	1.14
		RAW	192.50	192.50	172.50	0.00	11.59
		MUL	140.00	140.00	0.00	0.00	-----
		KAR	190.00	190.00	190.00	0.00	0.00
		HYD	195.00	195.00	195.00	0.00	0.00
		MPK	180.00	180.00	180.00	0.00	0.00
		PSH	190.00	190.00	190.00	0.00	0.00
		MNG	300.00	300.00	175.00	0.00	71.43
		QTA	160.00	160.00	160.00	0.00	0.00
2229002. LACTOGEN(SOFT PACK 400 GM)	EACH	LAH	415.00	415.00	395.00	0.00	5.06
		FAS	422.91	412.50	400.00	2.52	5.73
		RAW	437.50	437.50	415.00	0.00	5.42
		MUL	426.00	426.00	407.50	0.00	4.54
		KAR	422.50	400.00	400.00	5.62	5.62
		HYD	440.00	440.00	415.00	0.00	6.02
		MPK	408.00	408.00	408.00	0.00	0.00
		PSH	416.00	416.00	394.00	0.00	5.58
		QTA	415.00	395.00	395.00	5.06	5.06
039. Wheat Flour							
2311001. WHEAT FLOUR SUP. QLTY.	80 KG.	LAH	3600.00	3600.00	3565.00	0.00	0.98
		FAS	2960.00	2800.00	2960.00	5.71	0.00
		RAW	3410.00	3410.00	3567.50	0.00	-4.41
		MUL	2890.00	2890.00	3115.00	0.00	-7.22

Contd.

7.10 Intercity Wholesale Prices of Selected Commodities

Group/Commodity/Item Specification	Unit	City	Prices (Rs.)			% Change in December, 2017 Over	
			Dec., 2017	Nov., 2017	Dec., 2016	Nov., 2017	Dec., 2016
		GUJ	3200.00	3200.00	2880.00	0.00	11.11
		SAR	3000.00	3000.00	3040.00	0.00	-1.32
		SKT	3400.00	3400.00	4000.00	0.00	-15.00
		GJT	2860.00	2860.00	3000.00	0.00	-4.67
		KAR	3480.00	3000.00	3120.00	16.00	11.54
		HYD	3350.00	3350.00	3520.00	0.00	-4.83
		SKR	2960.00	2960.00	2920.00	0.00	1.37
		LRK	3320.00	3320.00	3080.00	0.00	7.79
		PSH	3260.00	3500.00	3200.00	-6.86	1.88
		QTA	3920.00	3920.00	3920.00	0.00	0.00
2311002. WHEAT FLOUR AVG. QLTY	80 KG.	LAH	3040.00	3040.00	2960.00	0.00	2.70
		FAS	2800.00	2650.00	2725.00	5.66	2.75
		RAW	2875.00	2875.00	2937.50	0.00	-2.13
		MUL	2780.00	2780.00	2965.00	0.00	-6.24
		SAH	2840.00	2840.00	2790.00	0.00	1.79
		SAR	2800.00	2800.00	2760.00	0.00	1.45
		BPR	2800.00	2800.00	2880.00	0.00	-2.78
		GJT	2740.00	2740.00	2750.00	0.00	-0.36
		KAR	2840.00	2760.00	2960.00	2.90	-4.05
		HYD	3050.00	3050.00	3000.00	0.00	1.67
		SKR	2880.00	2880.00	2880.00	0.00	0.00
		LRK	3000.00	3000.00	2960.00	0.00	1.35
		MPK	2800.00	2800.00	2840.00	0.00	-1.41
		PSH	2920.00	3000.00	2900.00	-2.67	0.69
		MNG	3040.00	3040.00	3000.00	0.00	1.33
		QTA	3880.00	3880.00	3880.00	0.00	0.00
2311003. WHEAT FLOUR/BAG OF 10 KG.	EACH	LAH	365.00	365.00	373.00	0.00	-2.14
		FAS	367.50	337.50	357.50	8.89	2.80
		RAW	372.50	372.50	379.00	0.00	-1.72
		MUL	360.00	360.00	370.00	0.00	-2.70
		GUJ	370.00	370.00	360.00	0.00	2.78
		SKT	380.00	370.00	370.00	2.70	2.70
		BPR	370.00	370.00	370.00	0.00	0.00
		GJT	340.00	340.00	355.00	0.00	-4.23
		KAR	445.00	445.00	416.50	0.00	6.84
		HYD	415.00	415.00	390.00	0.00	6.41
		SKR	360.00	360.00	370.00	0.00	-2.70
		LRK	380.00	380.00	370.00	0.00	2.70
		MPK	375.00	375.00	370.00	0.00	1.35
		NWB	365.00	355.00	350.00	2.82	4.29
		PSH	365.00	367.50	360.00	-0.68	1.39
		QTA	400.00	400.00	400.00	0.00	0.00
2311004. MAIDA AVG. QLTY.	80 KG.	LAH	3600.00	3600.00	3660.00	0.00	-1.64
		FAS	3120.00	3120.00	3152.00	0.00	-1.02
		RAW	3410.00	3410.00	3675.00	0.00	-7.21
		MUL	3050.00	3050.00	3107.50	0.00	-1.85
		SAR	3440.00	3200.00	3200.00	7.50	7.50
		BPR	3450.00	3300.00	3425.00	4.55	0.73
		GJT	3000.00	3000.00	3240.00	0.00	-7.41
		KAR	3480.00	3440.00	3200.00	1.16	8.75
		HYD	3250.00	3250.00	3280.00	0.00	-0.91
		SKR	3200.00	3200.00	3500.00	0.00	-8.57
		MPK	3280.00	3280.00	3520.00	0.00	-6.82
		PSH	3640.00	3340.00	3400.00	8.98	7.06
		MNG	3300.00	3300.00	3670.00	0.00	-10.08
		QTA	5200.00	4400.00	4000.00	18.18	30.00
2311005. SUJI	85 KG.	LAH	4000.00	4000.00	4260.00	0.00	-6.10
		FAS	3315.00	3315.00	3349.00	0.00	-1.02
		RAW	3437.50	3437.50	3700.00	0.00	-7.09

Contd.

7.10 Intercity Wholesale Prices of Selected Commodities

Group/Commodity/Item Specification	Unit	City	Prices (Rs.)			% Change in December, 2017 Over	
			Dec., 2017	Nov., 2017	Dec., 2016	Nov., 2017	Dec., 2016
		MUL	3250.00	3250.00	3325.00	0.00	-2.26
		SAH	3161.50	3161.50	3550.00	0.00	-10.94
		BPR	3650.00	3425.00	3550.00	6.57	2.82
		GJT	3250.00	3250.00	3485.00	0.00	-6.74
		KAR	3697.50	3697.50	3612.00	0.00	2.37
		HYD	3230.00	3230.00	3485.00	0.00	-7.32
		SKR	3582.00	3582.00	3782.00	0.00	-5.29
		MPK	3485.00	3485.00	3825.00	0.00	-8.89
		PSH	3500.00	3500.00	3600.00	0.00	-2.78
		QTA	5525.00	4675.00	4200.00	18.18	31.55
2311006. CERELAC WHEAT(400 GM.)	EACH	LAH	260.00	260.00	260.00	0.00	0.00
		FAS	268.75	270.00	241.66	-0.46	11.21
		RAW	295.00	295.00	289.00	0.00	2.08
		MUL	272.00	272.00	258.00	0.00	5.43
		KAR	257.00	257.00	257.00	0.00	0.00
		HYD	260.00	260.00	260.00	0.00	0.00
		MPK	255.00	255.00	255.00	0.00	0.00
		PSH	260.00	260.00	250.00	0.00	4.00
		MNG	332.00	332.00	275.00	0.00	20.73
		QTA	245.00	245.00	245.00	0.00	0.00
040. Other Cereal Flour							
2312001. BESAN	85 KG.	LAH	8550.00	8550.00	13212.50	0.00	-35.29
		FAS	7650.00	7862.00	12113.00	-2.70	-36.84
		RAW	9225.00	9225.00	13900.00	0.00	-33.63
		MUL	8200.00	8200.00	12440.00	0.00	-34.08
		GUJ	8925.00	8925.00	11500.00	0.00	-22.39
		SAR	7862.00	8400.00	13175.00	-6.40	-40.33
		SKT	7225.00	7600.00	12325.00	-4.93	-41.38
		GJT	7500.00	8260.00	13940.00	-9.20	-46.20
		KSR	9200.00	9150.00	13175.00	0.55	-30.17
		KAR	9137.50	9562.50	12835.00	-4.44	-28.81
		HYD	8075.00	8650.00	13200.00	-6.65	-38.83
		SKR	9350.00	9350.00	12750.00	0.00	-26.67
		MPK	8500.00	8500.00	13800.00	0.00	-38.41
		PSH	9010.00	9010.00	13000.00	0.00	-30.69
		QTA	11050.00	11900.00	12400.00	-7.14	-10.89
041. Sugar Refined							
2352001. SUGAR REFINED(BAG)	50 KG.	LAH	2600.00	2900.00	2980.00	-10.34	-12.75
		FAS	2550.00	2450.00	2950.00	4.08	-13.56
		RAW	2540.00	2540.00	2975.00	0.00	-14.62
		MUL	2555.00	2455.00	2927.50	4.07	-12.72
		GUJ	2580.00	2520.00	2950.00	2.38	-12.54
		SKT	2680.00	2480.00	2980.00	8.06	-10.07
		GJT	2570.00	2500.00	2920.00	2.80	-11.99
		KAR	2500.00	2500.00	2930.00	0.00	-14.68
		HYD	2500.00	2400.00	2980.00	4.17	-16.11
		MPK	2480.00	2420.00	2940.00	2.48	-15.65
		PSH	2600.00	2500.00	2980.00	4.00	-12.75
		MNG	2600.00	2530.00	3000.00	2.77	-13.33
		QTA	2550.00	2500.00	3000.00	2.00	-15.00
2352002. GUR AVG. QLTY.	40 KG.	LAH	2700.00	2700.00	3225.00	0.00	-16.28
		MUL	2250.00	2050.00	2300.00	9.76	-2.17
		SAR	2020.00	2020.00	2350.00	0.00	-14.04
		SKT	3200.00	3200.00	3600.00	0.00	-11.11
		KSR	2500.00	2700.00	3050.00	-7.41	-18.03
		KAR	2460.00	2560.00	2420.00	-3.91	1.65
		HYD	2300.00	2050.00	2500.00	12.20	-8.00
		SKR	2400.00	2800.00	2700.00	-14.29	-11.11

Contd.

7.10 Intercity Wholesale Prices of Selected Commodities

Group/Commodity/Item Specification	Unit	City	Prices (Rs.)			% Change in December, 2017 Over	
			Dec., 2017	Nov., 2017	Dec., 2016	Nov., 2017	Dec., 2016
		PSH	2700.00	2700.00	2750.00	0.00	-1.82
		MNG	3000.00	3000.00	3200.00	0.00	-6.25
		QTA	3200.00	3200.00	3400.00	0.00	-5.88
042. Chocolate							
2366001. CHOCLATE CANDY (NOW)	DOZ.	LAH	52.00	52.00	52.00	0.00	0.00
		RAW	54.50	54.50	54.50	0.00	0.00
		BPR	55.00	55.00	55.00	0.00	0.00
		KSR	52.00	52.00	52.00	0.00	0.00
		KAR	54.00	54.00	54.00	0.00	0.00
		PSH	52.00	52.00	52.00	0.00	0.00
		QTA	54.00	54.00	54.00	0.00	0.00
043. Sugar Confectionary							
2367001. TOFFEE (HILAL)	DOZ.	LAH	18.00	18.00	18.00	0.00	0.00
		RAW	20.00	20.00	20.00	0.00	0.00
		GUJ	10.00	10.00	10.00	0.00	0.00
		SKT	10.00	10.00	10.00	0.00	0.00
		BPR	10.97	10.97	10.97	0.00	0.00
		KSR	18.00	18.00	18.00	0.00	0.00
		KAR	10.00	10.00	10.00	0.00	0.00
		HYD	10.00	10.00	10.00	0.00	0.00
		LRK	15.00	15.00	15.00	0.00	0.00
		PSH	10.58	10.58	10.58	0.00	0.00
		QTA	10.00	10.00	10.00	0.00	0.00
044. Coffee & Tea							
2391301. TEA LIPTON YELLOW LABEL 200 G.PKT	06 PKT.	LAH	1020.00	1020.00	1015.00	0.00	0.49
		FAS	963.15	968.42	989.47	-0.54	-2.66
		RAW	955.00	955.00	962.50	0.00	-0.78
		MUL	966.00	966.00	966.00	0.00	0.00
		SKT	1110.00	1110.00	1021.26	0.00	8.69
		KAR	1035.79	1035.79	1035.78	0.00	0.00
		HYD	1010.52	1010.52	1021.26	0.00	-1.05
		SKR	1009.26	1009.26	891.48	0.00	13.21
		PSH	960.00	960.00	1022.00	0.00	-6.07
		MNG	1050.00	1050.00	915.00	0.00	14.75
		QTA	1019.95	1019.95	1061.74	0.00	-3.94
2391302. TEA SUPREME 200 G. PKT.	06 PKT.	LAH	835.00	835.00	835.00	0.00	0.00
		FAS	826.31	831.57	815.78	-0.63	1.29
		RAW	875.00	875.00	762.50	0.00	14.75
		MUL	822.00	822.00	798.00	0.00	3.01
		SKT	870.00	870.00	841.08	0.00	3.44
		KAR	821.00	821.00	821.00	0.00	0.00
		HYD	915.78	865.26	831.12	5.84	10.19
		SKR	891.00	891.00	786.00	0.00	13.36
		PSH	830.00	830.00	860.00	0.00	-3.49
		MNG	1060.00	1060.00	840.00	0.00	26.19
		QTA	760.00	760.00	760.00	0.00	0.00
2391303. TEA LOOSE	KG.	LAH	422.50	422.50	422.50	0.00	0.00
		FAS	500.00	500.00	500.00	0.00	0.00
		RAW	685.00	685.00	645.00	0.00	6.20
		MUL	490.00	490.00	490.00	0.00	0.00
		SKT	500.00	500.00	500.00	0.00	0.00
		GJT	580.00	580.00	580.00	0.00	0.00
		KAR	510.00	510.00	460.00	0.00	10.87
		HYD	590.00	640.00	580.00	-7.81	1.72
		SKR	495.00	495.00	475.00	0.00	4.21
		MPK	545.00	545.00	510.00	0.00	6.86
		PSH	570.00	570.00	570.00	0.00	0.00
		MNG	680.00	680.00	550.00	0.00	23.64
		QTA	410.00	410.00	410.00	0.00	0.00

Contd.

7.10 Intercity Wholesale Prices of Selected Commodities

Group/Commodity/Item Specification	Unit	City	Prices (Rs.)			% Change in December, 2017 Over	
			Dec., 2017	Nov., 2017	Dec., 2016	Nov., 2017	Dec., 2016
			2391304. TEA TAPAL MIXTURE (200 G) PKT.	06 PKT	LAH	1015.00	1015.00
		FAS	973.68	973.68	873.68	0.00	11.45
		RAW	987.50	987.50	872.50	0.00	13.18
		MUL	901.56	901.56	760.80	0.00	18.50
		KAR	915.00	915.00	915.00	0.00	0.00
		HYD	947.36	915.00	852.64	3.54	11.11
		PSH	960.00	960.00	864.00	0.00	11.11
		MNG	970.00	970.00	852.00	0.00	13.85
		QTA	1074.00	1074.00	1074.00	0.00	0.00
045. Spices							
2392101. BLACK PEPPER 50 G.PKT.(NATIONAL)	EACH	LAH	100.00	100.00	100.00	0.00	0.00
		RAW	97.50	97.50	97.50	0.00	0.00
		MUL	102.23	102.23	102.23	0.00	0.00
		SKT	86.89	86.89	86.89	0.00	0.00
		KAR	105.00	105.00	105.00	0.00	0.00
		HYD	110.00	110.00	105.00	0.00	4.76
		MPK	100.00	100.00	100.00	0.00	0.00
		PSH	102.00	102.00	91.00	0.00	12.09
		MNG	110.00	110.00	90.00	0.00	22.22
		QTA	120.00	120.00	110.00	0.00	9.09
2392201. RED CHILLIES(200 G PKT.NATIONAL)	EACH	LAH	105.00	105.00	95.00	0.00	10.53
		FAS	96.32	96.32	96.32	0.00	0.00
		RAW	109.50	109.50	96.50	0.00	13.47
		MUL	95.52	95.52	95.52	0.00	0.00
		SKT	95.52	95.52	95.52	0.00	0.00
		KAR	100.00	100.00	100.00	0.00	0.00
		HYD	120.00	120.00	105.00	0.00	14.29
		MPK	96.50	96.50	96.50	0.00	0.00
		PSH	110.00	110.00	92.00	0.00	19.57
		MNG	106.00	106.00	106.00	0.00	0.00
		QTA	116.00	116.00	92.00	0.00	26.09
2392402. CORRIANDER PWD.200 G. PKT.NAT.	EACH	LAH	87.96	87.96	87.96	0.00	0.00
		FAS	94.23	94.23	94.23	0.00	0.00
		RAW	91.50	91.50	91.50	0.00	0.00
		MUL	97.13	97.13	97.13	0.00	0.00
		SKT	70.78	70.78	70.78	0.00	0.00
		KAR	90.00	90.00	90.00	0.00	0.00
		HYD	104.00	104.00	104.00	0.00	0.00
		MPK	68.41	68.41	68.41	0.00	0.00
		PSH	90.00	90.00	90.00	0.00	0.00
		MNG	58.00	58.00	104.00	0.00	-44.23
		QTA	103.00	103.00	103.00	0.00	0.00
2392601. CLOVES	40 KG.	LAH	48000.00	48000.00	52500.00	0.00	-8.57
		RAW	45250.00	45250.00	46900.00	0.00	-3.52
		MUL	43000.00	40000.00	41500.00	7.50	3.61
		KAR	44000.00	44000.00	43000.00	0.00	2.33
		HYD	44000.00	44000.00	51000.00	0.00	-13.73
		MPK	42000.00	42000.00	42000.00	0.00	0.00
		PSH	52000.00	52000.00	52000.00	0.00	0.00
		QTA	51000.00	51000.00	51000.00	0.00	0.00
046. Other Food Products							
2399401. VINEGAR SYNTHETIC (SIRKA)	DOZ.	LAH	780.00	780.00	780.00	0.00	0.00
		RAW	875.00	875.00	875.00	0.00	0.00
		KAR	625.00	625.00	545.00	0.00	14.68
		PSH	660.00	660.00	720.00	0.00	-8.33
		QTA	900.00	900.00	900.00	0.00	0.00
2399901. TURMERIC POWDER(50 G.PKT.NATIONAL)	EACH	LAH	31.50	31.50	31.50	0.00	0.00
		FAS	31.96	31.96	31.96	0.00	0.00
		RAW	30.00	30.00	30.00	0.00	0.00

Contd.

7.10 Intercity Wholesale Prices of Selected Commodities

Group/Commodity/Item Specification	Unit	City	Prices (Rs.)			% Change in December, 2017 Over	
			Dec., 2017	Nov., 2017	Dec., 2016	Nov., 2017	Dec., 2016
		MUL	31.69	31.69	31.69	0.00	0.00
		SKT	31.69	31.69	31.69	0.00	0.00
		KAR	34.00	34.00	34.00	0.00	0.00
		HYD	35.00	35.00	35.00	0.00	0.00
		SKR	31.69	31.69	31.69	0.00	0.00
		MPK	32.00	32.00	32.00	0.00	0.00
		PSH	32.00	32.00	31.20	0.00	2.56
		MNG	32.50	32.50	32.50	0.00	0.00
		QTA	30.00	30.00	30.00	0.00	0.00
047. Mineral Water							
2441001. MINERAL WATER NESTLE(1.5 LTR)	DOZ.	LAH	570.00	570.00	520.00	0.00	9.62
		FAS	460.00	460.00	480.00	0.00	-4.17
		RAW	522.50	522.50	512.50	0.00	1.95
		MUL	542.00	542.00	530.00	0.00	2.26
		GUJ	540.00	540.00	450.00	0.00	20.00
		SKT	419.00	419.00	419.00	0.00	0.00
		KAR	499.00	499.00	499.00	0.00	0.00
		HYD	574.83	568.56	500.00	1.10	14.97
		SKR	480.00	480.00	480.00	0.00	0.00
		MPK	510.00	510.00	510.00	0.00	0.00
		PSH	500.00	500.00	480.00	0.00	4.17
		QTA	576.00	576.00	528.00	0.00	9.09
048. Beverages							
2449001. COCA COLA(CRATE OF 24 BOTTLES)	EACH	LAH	442.00	442.00	442.00	0.00	0.00
		FAS	445.00	445.00	445.00	0.00	0.00
		RAW	405.00	405.00	405.00	0.00	0.00
		MUL	400.00	400.00	403.00	0.00	-0.74
		SKT	444.00	444.00	444.00	0.00	0.00
		GJT	444.00	444.00	444.00	0.00	0.00
		KAR	444.00	444.00	444.00	0.00	0.00
		HYD	444.00	444.00	444.00	0.00	0.00
		SKR	432.00	432.00	432.00	0.00	0.00
		MPK	390.00	390.00	390.00	0.00	0.00
		PSH	440.00	440.00	440.00	0.00	0.00
		BNU	475.00	475.00	475.00	0.00	0.00
		MNG	450.00	450.00	430.00	0.00	4.65
		QTA	480.00	480.00	480.00	0.00	0.00
2449002. SEVEN UP (CRATE OF 24 BOTTLES)	EACH	LAH	442.00	442.00	442.00	0.00	0.00
		FAS	445.00	445.00	445.00	0.00	0.00
		RAW	405.00	405.00	405.00	0.00	0.00
		MUL	400.00	400.00	403.00	0.00	-0.74
		SKT	444.00	444.00	444.00	0.00	0.00
		GJT	444.00	444.00	444.00	0.00	0.00
		KAR	444.00	444.00	444.00	0.00	0.00
		HYD	444.00	444.00	444.00	0.00	0.00
		SKR	432.00	432.00	432.00	0.00	0.00
		MPK	390.00	390.00	390.00	0.00	0.00
		PSH	440.00	440.00	440.00	0.00	0.00
		BNU	475.00	475.00	475.00	0.00	0.00
		MNG	450.00	450.00	420.00	0.00	7.14
		QTA	480.00	480.00	480.00	0.00	0.00
2449003. MAKKA COLA (CRATE OF 24 BOTTLES)	EACH	MUL	280.00	280.00	280.00	0.00	0.00
		GUJ	280.00	280.00	280.00	0.00	0.00
		SKT	270.00	270.00	270.00	0.00	0.00
		PSH	410.00	410.00	410.00	0.00	0.00
		BNU	322.00	322.00	322.00	0.00	0.00
		MNG	322.00	322.00	322.00	0.00	0.00
2449004. PEPSI COLA (CRATE OF 24 BOTTLES)	EACH	LAH	442.00	442.00	442.00	0.00	0.00
		FAS	445.00	445.00	445.00	0.00	0.00

Contd.

7.10 Intercity Wholesale Prices of Selected Commodities

Group/Commodity/Item Specification	Unit	City	Prices (Rs.)			% Change in December, 2017 Over	
			Dec., 2017	Nov., 2017	Dec., 2016	Nov., 2017	Dec., 2016
		RAW	405.00	405.00	405.00	0.00	0.00
		MUL	400.00	400.00	403.00	0.00	-0.74
		SKT	444.00	444.00	444.00	0.00	0.00
		GJT	444.00	444.00	444.00	0.00	0.00
		KAR	444.00	444.00	444.00	0.00	0.00
		HYD	444.00	444.00	444.00	0.00	0.00
		SKR	432.00	432.00	432.00	0.00	0.00
		PSH	440.00	440.00	440.00	0.00	0.00
		BNU	475.00	475.00	475.00	0.00	0.00
		MNG	450.00	450.00	420.00	0.00	7.14
		QTA	450.00	450.00	450.00	0.00	0.00
049. Tobacco Products							
2502001. CIGARETTES K-2 10'S (FILTER)	1000	KAR	2400.00	2400.00	3075.00	0.00	-21.95
2502002. CIGARETTES MELBOURNE	1000	KAR	2400.00	2400.00	3575.00	0.00	-32.87
2502003. CIGARETTES CAPSTAN LSFT 10 SS	1000	KAR	2400.00	2400.00	3575.00	0.00	-32.87
2502004. CIGARETTES GOLD LEAF (KSFT) 20	1000	KAR	6250.00	6250.00	6250.00	0.00	0.00
3b) Textiles & Apparels							
050. Cotton Yarn							
2636001. COTTON YARN 10/1 POPULAR FIBER	10 LB.	KAR	920.00	920.00	850.00	0.00	8.24
2636002. COTTON YARN 16/1 MGM	10 LB.	KAR	1257.00	1257.00	1150.00	0.00	9.30
2636003. COTTON YARN 21/1 SURIYA TEXTILE	10 LB.	KAR	1230.00	1230.00	1200.00	0.00	2.50
2636004. COTTON YARN 42/1 ABDULLAH TEXTILE	10 LB.	KAR	1650.00	1650.00	1650.00	0.00	0.00
2636005. COTTON YARN 20/2 BAJWA	10 LB.	KAR	1350.00	1350.00	1280.00	0.00	5.47
051. Nylon Yarn							
2643001. NYLON YARN RUPALI(PAK)50/72/00	LB.	KAR	90.00	90.00	90.00	0.00	0.00
2643002. NYLON YARN GRATON 50/36/00FLAT	LB.	KAR	70.00	70.00	70.00	0.00	0.00
2643003. NYLON YARN GRATON 75/48/0 DTY	LB.	KAR	103.00	103.00	103.00	0.00	0.00
052. Blended Yarn							
2645001. BLND.YARN 30/1 A.A.TEX.Z.TW PVC	LB.	KAR	131.67	131.67	124.00	0.00	6.19
2645002. BLND.YARN 40/1 SANA	LB.	KAR	138.00	138.00	138.00	0.00	0.00
2645003. BLND.YARN 60/1 PP AGAR	LB.	KAR	124.00	124.00	124.00	0.00	0.00
2645004. BLND.YARN 30/1 A.A.TEX.COMBED	LB.	KAR	139.67	139.67	127.00	0.00	9.98
2645005. BLND.YARN 40/1 A.A. TEXTILE	LB.	KAR	143.00	143.00	143.00	0.00	0.00
053. Woven Fabrics							
2654001. LIGHT WEIGHT WORSTED (L.PUR)	MTR.	LAH	975.00	975.00	925.00	0.00	5.41
		RAW	1475.00	1475.00	1475.00	0.00	0.00
		KAR	1850.00	1800.00	1800.00	2.78	2.78
2654002. HEAVY WEIGHT SUITING (L.PUR)	MTR.	LAH	1925.00	1925.00	1825.00	0.00	5.48
		RAW	1675.00	1675.00	1675.00	0.00	0.00
		KAR	2750.00	2600.00	2600.00	5.77	5.77
2654003. TWEED (LAWRENCEPUR)	MTR.	LAH	1125.00	1125.00	1025.00	0.00	9.76
		RAW	1475.00	1475.00	1475.00	0.00	0.00
		KAR	2250.00	2200.00	2200.00	2.27	2.27
2654004. WORSTED (LAWRENCEPUR)	MTR.	LAH	1175.00	1175.00	1075.00	0.00	9.30
		RAW	1525.00	1525.00	1525.00	0.00	0.00
		KAR	2100.00	2000.00	2000.00	5.00	5.00
054. Cotton Fabrics							
2662001. LATHA GUL AHMED 90000 SUP. QLTY.	40 MTR.	LAH	8900.00	8900.00	8100.00	0.00	9.88
		FAS	9047.00	8000.00	8400.00	13.09	7.70
		RAW	6350.00	6350.00	6350.00	0.00	0.00
		MUL	8500.00	8500.00	8500.00	0.00	0.00
		KAR	8500.00	8500.00	8500.00	0.00	0.00
		HYD	8000.00	8000.00	8000.00	0.00	0.00
2662002. LATHA PRESIDENT SUP. QLTY.	40 MTR.	LAH	3700.00	3700.00	3700.00	0.00	0.00
		MUL	7000.00	7000.00	7000.00	0.00	0.00
		KAR	3682.50	3682.50	3682.50	0.00	0.00
2662003. LATHA MAST QALANDER SUP. QLTY.	40 MTR.	MUL	5300.00	5300.00	5300.00	0.00	0.00
		KAR	2810.00	2810.00	2810.00	0.00	0.00

Contd.

7.10 Intercity Wholesale Prices of Selected Commodities

Group/Commodity/Item Specification	Unit	City	Prices (Rs.)			% Change in December, 2017 Over	
			Dec., 2017	Nov., 2017	Dec., 2016	Nov., 2017	Dec., 2016
			2662004. LATHA MUGHAL-E-AZAM SUP. QLTY.	40 MTR.	LAH	4200.00	4200.00
		FAS	6400.00	6400.00	5800.00	0.00	10.34
		RAW	5525.00	5525.00	5525.00	0.00	0.00
		MUL	6200.00	6200.00	5920.00	0.00	4.73
		KAR	5300.00	5300.00	5300.00	0.00	0.00
		HYD	7000.00	7000.00	7000.00	0.00	0.00
055. Other Fabrics							
2669001. LAWN AVG. QLTY.	MTR.	LAH	81.00	81.00	81.00	0.00	0.00
		FAS	92.50	92.50	92.50	0.00	0.00
		RAW	122.50	122.50	122.50	0.00	0.00
		MUL	125.00	125.00	125.00	0.00	0.00
		KAR	130.00	130.00	130.00	0.00	0.00
		HYD	140.00	140.00	140.00	0.00	0.00
		SKR	80.00	80.00	80.00	0.00	0.00
		QTA	160.00	160.00	130.00	0.00	23.08
2669002. LAWN SUP. QLTY.	MTR.	LAH	217.50	217.50	207.50	0.00	4.82
		FAS	190.00	190.00	192.50	0.00	-1.30
		RAW	225.00	225.00	225.00	0.00	0.00
		MUL	180.00	180.00	180.00	0.00	0.00
		KAR	275.00	275.00	275.00	0.00	0.00
		QTA	175.00	175.00	152.50	0.00	14.75
2669003. GREY CLOTH 52"	MTR.	LAH	50.00	50.00	50.00	0.00	0.00
		FAS	62.50	62.50	62.50	0.00	0.00
		RAW	41.00	41.00	41.00	0.00	0.00
		MUL	117.50	117.50	117.50	0.00	0.00
		KAR	69.50	69.50	69.50	0.00	0.00
		LRK	110.00	110.00	105.00	0.00	4.76
2669004. GREY CLOTH 98"	MTR.	LAH	82.50	82.50	82.50	0.00	0.00
		FAS	122.50	122.50	122.50	0.00	0.00
		KAR	130.00	130.00	130.00	0.00	0.00
2669005. DRILL DYED	MTR.	LAH	75.50	75.50	75.50	0.00	0.00
		FAS	120.00	120.00	120.00	0.00	0.00
		RAW	37.50	37.50	37.50	0.00	0.00
		KAR	141.00	141.00	141.00	0.00	0.00
		QTA	68.00	68.00	68.00	0.00	0.00
056. Silk & Reyon Fabrics							
2679001. KT. SHIRTING AL-KARAM SUP. QLTY.	MTR.	LAH	87.50	87.50	87.50	0.00	0.00
		RAW	132.50	132.50	132.50	0.00	0.00
		KAR	135.00	135.00	135.00	0.00	0.00
2679002. KT. SHIRTING TOYOBO SUP. QLTY.	MTR.	FAS	220.00	220.00	240.00	0.00	-8.33
		RAW	132.50	132.50	132.50	0.00	0.00
		MUL	85.00	85.00	85.00	0.00	0.00
		KAR	92.50	92.50	92.50	0.00	0.00
		QTA	73.00	73.00	73.00	0.00	0.00
2679003. WOOLY FLAT	MTR.	LAH	52.50	52.50	47.50	0.00	10.53
		KAR	39.00	39.00	39.00	0.00	0.00
		QTA	62.50	62.50	62.50	0.00	0.00
2679004. SILK AVG. QLTY.	MTR.	LAH	72.50	72.50	67.50	0.00	7.41
		RAW	57.50	57.50	57.50	0.00	0.00
		MUL	95.00	95.00	95.00	0.00	0.00
		KAR	41.00	41.00	41.00	0.00	0.00
		SKR	45.00	45.00	45.00	0.00	0.00
		QTA	55.00	55.00	55.00	0.00	0.00
2679005. SILK SUP. QLTY.	MTR.	LAH	102.50	102.50	92.50	0.00	10.81
		FAS	95.00	95.00	150.00	0.00	-36.67
		RAW	95.00	95.00	95.00	0.00	0.00
		QTA	75.00	75.00	75.00	0.00	0.00

Contd.

7.10 Intercity Wholesale Prices of Selected Commodities

Group/Commodity/Item Specification	Unit	City	Prices (Rs.)			% Change in December, 2017 Over	
			Dec., 2017	Nov., 2017	Dec., 2016	Nov., 2017	Dec., 2016
2679006. LINEN STAR MILL KARACHI	MTR.	LAH	127.50	127.50	127.50	0.00	0.00
		KAR	140.00	140.00	140.00	0.00	0.00
		QTA	100.00	100.00	100.00	0.00	0.00
057. Towels							
2684001. TOWEL MED SIZE AVG. QLTY.	DOZ.	LAH	1825.00	1825.00	1825.00	0.00	0.00
		FAS	1900.00	1900.00	1650.00	0.00	15.15
		KSR	1825.00	1825.00	1825.00	0.00	0.00
		KAR	2300.00	2300.00	2300.00	0.00	0.00
		SKR	2040.00	2040.00	2040.00	0.00	0.00
		PSH	2400.00	2400.00	2400.00	0.00	0.00
		QTA	1620.00	1620.00	1620.00	0.00	0.00
058. Blankets							
2711001. BLANKET MOONLITE SINGLE	EACH	LAH	2400.00	2400.00	2400.00	0.00	0.00
		RAW	3075.00	3075.00	3075.00	0.00	0.00
		KAR	2650.00	2750.00	2437.50	-3.64	8.72
2711002. BLANKET MOONLITE DOUBLE	EACH	LAH	3000.00	3000.00	3000.00	0.00	0.00
		RAW	3475.00	3475.00	3487.50	0.00	-0.36
		KAR	4250.00	3350.00	2900.00	26.87	46.55
059. Bed Sheets							
2712001. BED SHEET COTTON SINGLE AVG. QLTY.	DOZ.	LAH	3760.00	3760.00	3760.00	0.00	0.00
		FAS	4300.00	4300.00	4300.00	0.00	0.00
		KAR	4350.00	4350.00	4350.00	0.00	0.00
		SKR	3960.00	3960.00	3960.00	0.00	0.00
		PSH	4000.00	4000.00	4300.00	0.00	-6.98
		QTA	3600.00	3600.00	3600.00	0.00	0.00
2712002. BED SHEET COTTON DOUBLE AVG. QLTY.	DOZ.	LAH	6250.00	6250.00	6250.00	0.00	0.00
		FAS	4950.00	4950.00	4900.00	0.00	1.02
		KAR	6750.00	6750.00	6750.00	0.00	0.00
		SKR	7800.00	7800.00	7800.00	0.00	0.00
		PSH	9600.00	9600.00	9600.00	0.00	0.00
		QTA	4500.00	4500.00	4250.00	0.00	5.88
060. Quilts							
2718001. READY MADE QUILT	EACH	LAH	950.00	950.00	950.00	0.00	0.00
		RAW	875.00	875.00	875.00	0.00	0.00
		KAR	1075.00	1075.00	1075.00	0.00	0.00
		PSH	900.00	900.00	900.00	0.00	0.00
		QTA	1000.00	1000.00	600.00	0.00	66.67
061. Woolen Carpets							
2721001. WOOLEN CARPET	SQ.FT.	LAH	105.00	105.00	105.00	0.00	0.00
		KAR	60.00	60.00	60.00	0.00	0.00
062. Synthetic Carpets							
2729001. SYNTHETIC CARPET	SQ.FT.	LAH	32.50	32.50	32.50	0.00	0.00
		RAW	26.50	26.50	24.50	0.00	8.16
		KAR	49.00	49.00	49.00	0.00	0.00
		QTA	46.50	46.50	46.50	0.00	0.00
063. Hosiery Products							
2821001. UNDER WEAR MED. SIZE AVG. QLTY.	DOZ.	LAH	1270.00	1270.00	1270.00	0.00	0.00
		FAS	900.00	900.00	780.00	0.00	15.38
		RAW	1912.50	1912.50	1912.50	0.00	0.00
		KAR	1140.00	1140.00	1140.00	0.00	0.00
		SKR	960.00	960.00	960.00	0.00	0.00
		PSH	1440.00	1440.00	1440.00	0.00	0.00
		QTA	540.00	540.00	540.00	0.00	0.00
2821002. VEST (BANYAN)MED. SIZE AVG. QLTY.	DOZ.	LAH	1310.00	1310.00	1310.00	0.00	0.00
		FAS	1020.00	1020.00	900.00	0.00	13.33
		RAW	1912.50	1912.50	1912.50	0.00	0.00
		KAR	1260.00	1260.00	1260.00	0.00	0.00
		SKR	1320.00	1320.00	1320.00	0.00	0.00

Contd.

7.10 Intercity Wholesale Prices of Selected Commodities

Group/Commodity/Item Specification	Unit	City	Prices (Rs.)			% Change in December, 2017 Over	
			Dec., 2017	Nov., 2017	Dec., 2016	Nov., 2017	Dec., 2016
		PSH	1470.00	1470.00	1440.00	0.00	2.08
		QTA	720.00	720.00	720.00	0.00	0.00
2821003. SOCKS NYLON MIXED GENTS SUP. QLTY.	DOZ.	LAH	660.00	660.00	660.00	0.00	0.00
		FAS	780.00	780.00	710.00	0.00	9.86
		RAW	812.50	812.50	812.50	0.00	0.00
		KAR	930.00	930.00	930.00	0.00	0.00
		SKR	900.00	900.00	900.00	0.00	0.00
		PSH	625.00	625.00	600.00	0.00	4.17
		QTA	620.00	620.00	620.00	0.00	0.00
2821004. SOCKS COTTON GENTS AVG. QLTY.	DOZ.	LAH	1087.50	1087.50	1087.50	0.00	0.00
		FAS	510.00	510.00	510.00	0.00	0.00
		KAR	702.00	702.00	702.00	0.00	0.00
064. Readymade Garments							
2823101. PANTS GENTS (W&W) AVG. QLTY.	DOZ.	LAH	4750.00	4750.00	4250.00	0.00	11.76
		RAW	7900.00	7900.00	7250.00	0.00	8.97
		KAR	5730.00	5730.00	5730.00	0.00	0.00
2823102. SHORT	DOZ.	LAH	1250.00	1250.00	1250.00	0.00	0.00
		KAR	1350.00	1350.00	1350.00	0.00	0.00
		HYD	1800.00	1800.00	2400.00	0.00	-25.00
2823103. AWAMI SUIT(W&W) AVG. QLTY.	DOZ.	LAH	10000.00	10000.00	10000.00	0.00	0.00
		RAW	14350.00	14350.00	13350.00	0.00	7.49
		KAR	7900.00	7900.00	7900.00	0.00	0.00
		QTA	6600.00	6600.00	6600.00	0.00	0.00
2823201. SHIRT GENTS (W&W) AVG. QLTY.	DOZ.	LAH	3225.00	3225.00	3225.00	0.00	0.00
		RAW	4375.00	4375.00	4375.00	0.00	0.00
		KAR	3540.00	3540.00	4050.00	0.00	-12.59
2823301. GIRL'S FROCK (W&W)	DOZ.	LAH	8750.00	8750.00	8750.00	0.00	0.00
		RAW	12825.00	12825.00	11650.00	0.00	10.09
		KAR	7500.00	7500.00	7500.00	0.00	0.00
3c) Leather Products							
065. Leather Without Hair							
2912001. SOLE LEATHER 5 MM GR-1	KG.	SAH	650.00	650.00	700.00	0.00	-7.14
		KSR	425.00	425.00	475.00	0.00	-10.53
2912002. SOLE LEATHER 4.5 MM GR-1	KG.	SAH	675.00	675.00	725.00	0.00	-6.90
		KSR	490.00	490.00	510.00	0.00	-3.92
2912003. SOLE LEATHER 4 MM GR-1	KG.	SAH	700.00	700.00	750.00	0.00	-6.67
		KSR	510.00	510.00	510.00	0.00	0.00
066. Other Leather N.E.C							
2913001. CHROME LEATHER COW ANALINE GR-I	DM.	SAH	18.29	18.29	19.37	0.00	-5.58
		KSR	20.45	20.45	20.45	0.00	0.00
2913002. CHROME LEATHER COW ANALINE GR-II	DM.	SAH	17.22	17.22	18.29	0.00	-5.85
		KSR	18.22	18.22	18.22	0.00	0.00
2913003. CHROME LEATHER BUFF CALF (SUP)	DM.	SAH	16.68	16.68	17.22	0.00	-3.14
		KSR	18.00	18.00	18.00	0.00	0.00
2913004. CHROME LEATHER BUFF CALF (B)	DM.	SAH	16.14	16.14	15.60	0.00	3.46
		KSR	15.00	15.00	15.00	0.00	0.00
067. Footweares							
2933001. GENTS SHOES PAUL BATA	PAIR	LAH	818.23	818.23	818.23	0.00	0.00
2933002. GENTS SANDAL BATA	PAIR	LAH	572.51	572.51	572.51	0.00	0.00
2933003. GENTS SLATE CHAPPAL BATA	PAIR	LAH	110.08	110.08	110.08	0.00	0.00
2933004. LADIES SANDAL BATA (EMOZIAN)	PAIR	LAH	490.61	490.61	490.61	0.00	0.00
2933005. LADIES SPOUNG CHAPPAL BATA(TROPICAL)	PAIR	LAH	109.52	109.52	109.52	0.00	0.00
2933006. CHILD SHOE POWER LIFE BATA	PAIR	LAH	550.00	550.00	550.00	0.00	0.00
2933007. GENTS SHOES ART 1109 SERVIS	PAIR	LAH	477.00	477.00	477.00	0.00	0.00
2933008. CHEETAH 50 SIZE 3.5	PAIR	LAH	1091.00	1091.00	1091.00	0.00	0.00
2933009. SERVIS SHOES WOMEN	PAIR	LAH	370.00	370.00	370.00	0.00	0.00
2933010. SERVIS SHOES CHILDREN	PAIR	LAH	257.00	257.00	257.00	0.00	0.00

Contd.

7.10 Intercity Wholesale Prices of Selected Commodities

Group/Commodity/Item Specification	Unit	City	Prices (Rs.)			% Change in December, 2017 Over	
			Dec., 2017	Nov., 2017	Dec., 2016	Nov., 2017	Dec., 2016
4. Other Transportable Goods							
068. Timber							
3131001. TIMBER SHEESHAM	CMT.	LAH	71510.50	71510.50	62682.50	0.00	14.08
		RAW	76809.50	76809.50	73278.00	0.00	4.82
		KAR	59000.00	59000.00	59000.00	0.00	0.00
		PSH	56503.00	56503.00	56503.00	0.00	0.00
		QTA	55582.00	55582.00	55582.00	0.00	0.00
3131002. TIMBER KERUING PINE WOOD	CMT.	RAW	67981.00	67981.00	67981.00	0.00	0.00
		KAR	59000.00	59000.00	59000.00	0.00	0.00
3131003. TIMBER PERTAL	CMT.	LAH	41494.00	41494.00	41494.00	0.00	0.00
		RAW	55620.50	55620.50	55620.50	0.00	0.00
		KAR	43000.00	43000.00	43000.00	0.00	0.00
		PSH	56496.00	56496.00	56496.00	0.00	0.00
		QTA	31050.00	31050.00	31050.00	0.00	0.00
3131004. TIMBER CHIR	CMT.	LAH	41494.00	41494.00	36197.00	0.00	14.63
		RAW	50323.50	50323.50	50323.50	0.00	0.00
		KAR	34500.00	34500.00	34500.00	0.00	0.00
3131005. TIMBER DEODAR	CMT.	RAW	111241.00	111241.00	111241.00	0.00	0.00
		KAR	112500.00	112500.00	112500.00	0.00	0.00
		PSH	105938.00	105938.00	105930.00	0.00	0.01
		QTA	88000.00	88000.00	88000.00	0.00	0.00
3131006. TIMBER TEAK WOOD	CMT.	LAH	177452.50	177452.50	147436.00	0.00	20.36
		KAR	155000.00	155000.00	155000.00	0.00	0.00
069. Printing Paper							
3212901. OFFSET PAPER FLYING FINISH	KG.	KAR	82.00	82.00	82.00	0.00	0.00
3212902. ART PAPER "LEYKAM"/CHINA	KG.	KAR	115.00	115.00	115.00	0.00	0.00
3212903. PRINTING PAPER ROYAL CENTURY	KG.	KAR	90.00	90.00	90.00	0.00	0.00
3212904. PHOTOSTAT PAPER 210X297 A-4(80GM)	KG.	KAR	346.25	346.25	325.00	0.00	6.54
070. Hard Board							
3213301. KRAFT LINES BOARD (BRAZIL-125)	KG.	KAR	108.00	108.00	106.00	0.00	1.89
071. Coke							
3310001. COKE	MT.	KAR	60000.00	60000.00	60000.00	0.00	0.00
072. Motor Spirit							
3331001. MOTOR SPRIT 87 RON	LTR.	KAR	77.41	75.93	66.21	1.95	16.92
073. Diesel Oil							
3333001. DIESEL OIL LIGHT SPEED (BULK)	LTR.	KAR	52.05	48.93	43.28	6.38	20.26
3333002. DIESEL OIL HIGH SPEED(BULK)	LTR.	KAR	85.89	84.53	75.16	1.61	14.28
074. Kerosine Oil							
3334001. KEROSENE OIL	LTR.	KAR	57.44	53.05	43.11	8.28	33.24
075. Furnace Oil							
3337001. HIGH SULPHUR FURNACE OIL(HSFO)	MT.	KAR	40095.00	40752.50	35199.00	-1.61	13.91
076. Mobil Oil							
3338001. HAVOLINE MOBIL OIL PETROL ENGN.	4 LTR.	FAS	1950.00	1950.00	1950.00	0.00	0.00
		RAW	1987.50	1987.50	1962.50	0.00	1.27
		MUL	1600.00	1600.00	1622.50	0.00	-1.39
		GJT	1749.00	1749.00	1749.00	0.00	0.00
		KAR	2030.00	2030.00	2030.00	0.00	0.00
		PSH	1880.00	1880.00	1700.00	0.00	10.59
		QTA	1670.00	1670.00	1670.00	0.00	0.00
3338002. HAVOLINE MOBIL OIL CNG ENGN.	4 LTR.	FAS	1600.00	1600.00	1600.00	0.00	0.00
		RAW	1962.50	1962.50	1937.50	0.00	1.29
		MUL	1550.00	1550.00	1562.50	0.00	-0.80
		GJT	1749.00	1749.00	1749.00	0.00	0.00
		KAR	1800.00	1800.00	1800.00	0.00	0.00
		PSH	2060.00	2060.00	1800.00	0.00	14.44
		QTA	1725.00	1725.00	1725.00	0.00	0.00
077. Chemicals							
3414001. STEARIC ACID	LB.	LAH	73.95	73.95	92.50	0.00	-20.05
		KAR	83.00	83.00	80.50	0.00	3.11

Contd.

7.10 Intercity Wholesale Prices of Selected Commodities

Group/Commodity/Item Specification	Unit	City	Prices (Rs.)			% Change in December, 2017 Over	
			Dec., 2017	Nov., 2017	Dec., 2016	Nov., 2017	Dec., 2016
3414002. ACETIC ACID	LB.	LAH	56.55	56.55	60.00	0.00	-5.75
		KAR	44.00	44.00	34.50	0.00	27.54
		PSH	60.00	48.00	45.00	25.00	33.33
3414003. TARTARIC POWDER	50 KG.	LAH	18000.00	18000.00	18500.00	0.00	-2.70
		KAR	3700.00	3700.00	3700.00	0.00	0.00
3414004. CITRIC ACID	50 KG.	LAH	7200.00	7200.00	6500.00	0.00	10.77
		KAR	6125.00	6100.00	5650.00	0.41	8.41
		PSH	7200.00	7200.00	5800.00	0.00	24.14
3414005. CHINA CLAY	M.T.	KAR	30000.00	30000.00	45000.00	0.00	-33.33
3414006. BLEACHING POWDER	50 KG.	LAH	2600.00	2600.00	2600.00	0.00	0.00
		KSR	2675.00	2675.00	2675.00	0.00	0.00
		KAR	3100.00	3100.00	2750.00	0.00	12.73
		PSH	2800.00	2800.00	3000.00	0.00	-6.67
3414007. GLUCOSE POWDER	50 KG.	LAH	4400.00	4400.00	4400.00	0.00	0.00
		KAR	3675.00	3675.00	3600.00	0.00	2.08
		PSH	4500.00	4400.00	4300.00	2.27	4.65
3422001. ZINC OXIDE	50 KG.	LAH	30000.00	30000.00	21000.00	0.00	42.86
		PSH	15000.00	15000.00	15000.00	0.00	0.00
3423101. CAUSTIC SODA	50 KG.	LAH	4080.00	4080.00	3800.00	0.00	7.37
		KSR	4080.00	4080.00	3725.00	0.00	9.53
		KAR	4675.00	4625.00	3925.00	1.08	19.11
		PSH	4200.00	4200.00	3900.00	0.00	7.69
3423102. SULPHURIC ACID	100 KG.	LAH	2600.00	2600.00	2100.00	0.00	23.81
		KAR	2320.00	2320.00	2320.00	0.00	0.00
		PSH	2200.00	2000.00	1600.00	10.00	37.50
3423103. MERCURY	KG.	LAH	12000.00	12000.00	12000.00	0.00	0.00
		KAR	8500.00	8500.00	8200.00	0.00	3.66
		PSH	6000.00	6000.00	5500.00	0.00	9.09
3424001. SODA ASH LIGHT 80 KG. BAG	BAG	LAH	3552.00	3552.00	3360.00	0.00	5.71
		KSR	3552.00	3552.00	3425.00	0.00	3.71
		KAR	1975.00	1975.00	1975.00	0.00	0.00
		PSH	3600.00	3600.00	3440.00	0.00	4.65
3424002. SODIUM BI- CARBONATE.	50 KG.	LAH	2400.00	2400.00	2400.00	0.00	0.00
		KAR	2135.00	2135.00	2135.00	0.00	0.00
		PSH	2400.00	2300.00	2400.00	4.35	0.00
3424003. SALT EPSUM	100 KG.	LAH	1600.00	1600.00	1400.00	0.00	14.29
		KAR	1980.00	1980.00	1980.00	0.00	0.00
		PSH	2500.00	2400.00	2200.00	4.17	13.64
078. Dyeing Material							
3431001. DYES RED B-BASE	LB.	KAR	270.00	270.00	270.00	0.00	0.00
3431002. DYES ORITEX JAPAN RED HR-2.	LB.	KAR	225.00	225.00	225.00	0.00	0.00
3431003. DYED REACTIVE VIOLET H-3R	LB.	KAR	250.00	250.00	250.00	0.00	0.00
079. Fertilizers							
3461101. SONA UREA	MT.	LAH	26600.00	26000.00	27000.00	2.31	-1.48
		FAS	28400.00	28000.00	28000.00	1.43	1.43
		MUL	27400.00	26600.00	26600.00	3.01	3.01
		PSH	27400.00	27400.00	27000.00	0.00	1.48
3461102. KISAN UREA	MT.	LAH	26000.00	26000.00	27000.00	0.00	-3.70
		FAS	28000.00	27000.00	26000.00	3.70	7.69
		MUL	27000.00	25600.00	24600.00	5.47	9.76
		GUJ	26000.00	26000.00	26000.00	0.00	0.00
		PSH	26400.00	26400.00	26000.00	0.00	1.54
3461401. CALCIUM AMMONIUM NITRATE	MT.	LAH	23000.00	22600.00	23000.00	1.77	0.00
		FAS	25000.00	24000.00	24000.00	4.17	4.17
		MUL	23600.00	21600.00	19200.00	9.26	22.92
		GUJ	25000.00	25000.00	20500.00	0.00	21.95
		PSH	31000.00	31000.00	0.00	0.00	-----
3462101. SINGLE SUPPER PHOSPHATE (GR) 18PC	MT.	LAH	16000.00	16000.00	16000.00	0.00	0.00
		FAS	18000.00	18000.00	18000.00	0.00	0.00

Contd.

7.10 Intercity Wholesale Prices of Selected Commodities

Group/Commodity/Item Specification	Unit	City	Prices (Rs.)			% Change in December, 2017 Over	
			Dec., 2017	Nov., 2017	Dec., 2016	Nov., 2017	Dec., 2016
		MUL	16000.00	14600.00	13200.00	9.59	21.21
		GUJ	16000.00	16000.00	16000.00	0.00	0.00
		PSH	17000.00	17000.00	17000.00	0.00	0.00
3462102. SINGLE SUPER PHOSPHATE (PD) 18PC	MT.	LAH	21000.00	21000.00	21000.00	0.00	0.00
		FAS	21950.00	21950.00	21950.00	0.00	0.00
		MUL	21900.00	21900.00	21900.00	0.00	0.00
		GUJ	22000.00	22000.00	22000.00	0.00	0.00
		PSH	25100.00	25100.00	25100.00	0.00	0.00
3462103. TRIPLE SUPER PHOSPHATE (GR)	MT.	LAH	61750.00	61750.00	61750.00	0.00	0.00
		FAS	61850.00	61850.00	61850.00	0.00	0.00
		MUL	62050.00	62050.00	62050.00	0.00	0.00
		GUJ	66000.00	66000.00	66000.00	0.00	0.00
		PSH	60000.00	60000.00	60000.00	0.00	0.00
3463201. SULPHATE OF POTASH	MT.	LAH	61500.00	61500.00	79000.00	0.00	-22.15
		MUL	83600.00	83600.00	83600.00	0.00	0.00
		KSR	61500.00	61500.00	79000.00	0.00	-22.15
3464101. NITRO PHOSPHATE	MT.	LAH	43000.00	35500.00	36000.00	21.13	19.44
		FAS	42000.00	42000.00	38000.00	0.00	10.53
		MUL	44000.00	39600.00	34600.00	11.11	27.17
		GUJ	43000.00	37200.00	35000.00	15.59	22.86
		PSH	40000.00	40000.00	36000.00	0.00	11.11
3464201. DIA-AMMONIUM PHOSPHATE	MT.	LAH	56000.00	48000.00	49000.00	16.67	14.29
		FAS	58000.00	56000.00	50000.00	3.57	16.00
		MUL	56000.00	53200.00	49000.00	5.26	14.29
		GUJ	57000.00	52000.00	49000.00	9.62	16.33
		PSH	57000.00	57000.00	49000.00	0.00	16.33
3464401. NITROGEN PHOSPHATE AND POTACIUM(NPK)	MT.	LAH	48000.00	46000.00	46000.00	4.35	4.35
		GUJ	58000.00	58000.00	58000.00	0.00	0.00
		SAR	46500.00	45400.00	47600.00	2.42	-2.31
		HYD	39600.00	39600.00	39600.00	0.00	0.00
080. Pesticides							
3466101. THIODAN 35 EC(AGRICULTURE) 1 LTR	BOTTLE	LAH	700.00	700.00	750.00	0.00	-6.67
		FAS	1100.00	1100.00	1100.00	0.00	0.00
		MUL	1200.00	1200.00	1200.00	0.00	0.00
		SAR	875.00	875.00	875.00	0.00	0.00
		GJT	500.00	500.00	500.00	0.00	0.00
		HYD	750.00	750.00	750.00	0.00	0.00
		MPK	600.00	0.00	600.00	-----	0.00
3466102. DURSBAN TC(TERMICIDE CONC.)	BOTTLE	LAH	1600.00	1600.00	2000.00	0.00	-20.00
		FAS	1260.00	1260.00	1100.00	0.00	14.55
		MUL	1550.00	1550.00	1550.00	0.00	0.00
		SAR	1000.00	1000.00	900.00	0.00	11.11
3466103. SARSABZ (VEGETABLES) 1 LTR.	BOTTLE	LAH	300.00	300.00	250.00	0.00	20.00
		FAS	340.00	340.00	340.00	0.00	0.00
		MUL	700.00	700.00	700.00	0.00	0.00
		SAR	250.00	250.00	250.00	0.00	0.00
		GJT	500.00	500.00	500.00	0.00	0.00
3466104. MALATHION (ALL ANIMALS) 1 LTR.	BOTTLE	LAH	700.00	700.00	800.00	0.00	-12.50
		FAS	1220.00	1220.00	1220.00	0.00	0.00
		GUJ	1100.00	1100.00	1100.00	0.00	0.00
		GJT	1200.00	1200.00	1200.00	0.00	0.00
081. Insecticides							
3471001. L-D POLYTHYLENE	LB.	KAR	79.31	79.31	80.56	0.00	-1.55
3473001. POLYSTRENE GP.	55 LB.	KAR	4745.00	4745.00	4745.00	0.00	0.00
082. Paints & Varnishes							
3511001. SYN CLEAR VARNISH (BUXLYS)	3 LTR.	LAH	1020.00	1020.00	1062.00	0.00	-3.95
		KAR	1225.00	1225.00	1225.00	0.00	0.00
3511002. SYN CLEAR VARNISH (BERGER)	3 LTR.	LAH	1300.00	1300.00	1215.00	0.00	7.00
		KAR	1375.00	1375.00	1375.00	0.00	0.00

Contd.

7.10 Intercity Wholesale Prices of Selected Commodities

Group/Commodity/Item Specification	Unit	City	Prices (Rs.)			% Change in December, 2017 Over	
			Dec., 2017	Nov., 2017	Dec., 2016	Nov., 2017	Dec., 2016
3511003. SYN ENAMEL VIP (BERGER)	3.6 LTR	LAH	1950.00	1950.00	1860.00	0.00	4.84
		RAW	1365.00	1365.00	1365.00	0.00	0.00
		KAR	1650.00	1650.00	1650.00	0.00	0.00
3511004. SYN ENAMEL 413 (BUXLYS)	3.6 LTR	LAH	1400.00	1400.00	1380.00	0.00	1.45
		RAW	1412.50	1412.50	1365.00	0.00	3.48
		KAR	1650.00	1650.00	1650.00	0.00	0.00
3511005. VIP PLASTIC EMULSION (BERGER)	4 LTR.	LAH	1900.00	1900.00	1836.00	0.00	3.49
		RAW	1640.00	1640.00	1590.00	0.00	3.14
		KAR	1500.00	1500.00	1500.00	0.00	0.00
3511006. PLASTIC BOUND DISTEMPER(BUXLYS)	6 KG.	LAH	1200.00	1200.00	1210.00	0.00	-0.83
		RAW	990.00	990.00	990.00	0.00	0.00
		KAR	975.00	975.00	975.00	0.00	0.00
3511007. ICI PLASTIC EMULSION	4 LTR	LAH	2100.00	2100.00	1940.00	0.00	8.25
		RAW	1812.50	1812.50	1730.00	0.00	4.77
		KAR	1750.00	1750.00	1750.00	0.00	0.00
083. Medicines							
3526001. PANADOL TAB. (200)	PACKET	LAH	162.00	162.00	162.00	0.00	0.00
		RAW	195.50	195.50	195.50	0.00	0.00
		MUL	204.00	204.00	204.00	0.00	0.00
		KAR	205.00	205.00	205.00	0.00	0.00
		MPK	153.00	153.00	153.00	0.00	0.00
		PSH	210.00	207.00	210.00	1.45	0.00
		QTA	200.00	200.00	200.00	0.00	0.00
3526002. DISPRIN TAB. (600)	PACKET	LAH	555.00	555.00	555.00	0.00	0.00
		RAW	675.00	675.00	595.00	0.00	13.45
		MUL	656.88	656.88	638.00	0.00	2.96
		KAR	638.00	638.00	638.00	0.00	0.00
		MPK	550.00	550.00	550.00	0.00	0.00
		PSH	578.00	564.00	510.00	2.48	13.33
		QTA	600.00	600.00	600.00	0.00	0.00
3526003. FLAGYL TAB. (200)	PACKET	LAH	278.00	278.00	278.00	0.00	0.00
		RAW	255.00	255.00	255.00	0.00	0.00
		MUL	267.83	267.83	267.83	0.00	0.00
		KAR	268.00	268.00	268.00	0.00	0.00
		MPK	315.00	315.00	260.00	0.00	21.15
		PSH	274.00	274.00	271.00	0.00	1.11
		QTA	180.00	180.00	180.00	0.00	0.00
3526004. VENTOLIN TAB.(100)	PACKET	LAH	92.00	92.00	92.00	0.00	0.00
		RAW	85.00	85.00	85.00	0.00	0.00
		MUL	121.00	121.00	121.00	0.00	0.00
		KAR	86.53	86.53	86.53	0.00	0.00
		MPK	73.20	73.20	73.20	0.00	0.00
		PSH	85.00	85.00	85.00	0.00	0.00
		QTA	90.00	90.00	90.00	0.00	0.00
3526005. DAONIL TAB. (60)	PACKET	LAH	86.00	86.00	86.00	0.00	0.00
		RAW	86.50	86.50	86.50	0.00	0.00
		MUL	86.31	86.31	86.31	0.00	0.00
		KAR	88.00	88.00	88.00	0.00	0.00
		MPK	80.00	80.00	80.00	0.00	0.00
		PSH	90.00	102.00	88.00	-11.76	2.27
		QTA	90.00	90.00	90.00	0.00	0.00
3526006. ENTOX TAB. (100)	PACKET	LAH	135.00	135.00	135.00	0.00	0.00
		RAW	115.50	115.50	115.50	0.00	0.00
		MUL	127.65	127.65	127.65	0.00	0.00
		KAR	130.00	130.00	130.00	0.00	0.00
		MPK	85.00	85.00	85.00	0.00	0.00
		PSH	130.00	130.00	87.00	0.00	49.43
		QTA	150.00	150.00	150.00	0.00	0.00

Contd.

7.10 Intercity Wholesale Prices of Selected Commodities

Group/Commodity/Item Specification	Unit	City	Prices (Rs.)			% Change in December, 2017 Over	
			Dec., 2017	Nov., 2017	Dec., 2016	Nov., 2017	Dec., 2016
3526007. CALCIUM TAB. 1000 SANDOZ	06 BOTT	LAH	642.00	642.00	642.00	0.00	0.00
		RAW	620.00	620.00	620.00	0.00	0.00
		MUL	634.64	634.64	634.64	0.00	0.00
		KAR	660.00	660.00	660.00	0.00	0.00
		MPK	530.00	530.00	520.00	0.00	1.92
		PSH	660.00	660.00	630.00	0.00	4.76
3526008. RENITEC TAB. 5 MG. (20)	PACKET	QTA	636.00	636.00	636.00	0.00	0.00
		LAH	87.56	87.56	87.56	0.00	0.00
		RAW	99.50	99.50	99.50	0.00	0.00
		MUL	99.45	99.45	99.45	0.00	0.00
		KAR	100.00	100.00	100.00	0.00	0.00
		MPK	88.00	88.00	88.00	0.00	0.00
3526009. CARMINA (150 TABLETS)	06 BOTT	PSH	101.00	101.00	101.00	0.00	0.00
		QTA	102.00	102.00	102.00	0.00	0.00
		LAH	190.00	190.00	190.00	0.00	0.00
		RAW	195.00	195.00	195.00	0.00	0.00
		MUL	206.00	206.00	173.00	0.00	19.08
		KAR	207.00	207.00	207.00	0.00	0.00
3526010. SUALIN (250 TAB.) STRIP	EACH	PSH	170.00	170.00	170.00	0.00	0.00
		LAH	115.00	115.00	115.00	0.00	0.00
		RAW	147.50	147.50	115.00	0.00	28.26
		KAR	132.00	132.00	132.00	0.00	0.00
		PSH	135.00	135.00	130.00	0.00	3.85
		3526011. SANCOS SYRUP 60 MG.	06 BOTT	LAH	157.00	157.00	288.00
RAW	142.50			142.50	142.50	0.00	0.00
MUL	168.00			168.00	280.50	0.00	-40.11
KAR	177.00			177.00	160.00	0.00	10.63
MPK	177.00			177.00	285.00	0.00	-37.89
PSH	184.00			184.00	308.00	0.00	-40.26
3526012. PHENRGONE SYRUP 120 MG	06 BOTT	QTA	172.20	172.20	287.00	0.00	-40.00
		LAH	179.66	179.66	179.66	0.00	0.00
		RAW	168.00	168.00	168.00	0.00	0.00
		MUL	168.30	168.30	168.30	0.00	0.00
		KAR	198.00	198.00	198.00	0.00	0.00
		MPK	170.00	170.00	170.00	0.00	0.00
3526013. CALPOL SYRUP	06 BOTT	PSH	171.00	171.00	174.00	0.00	-1.72
		QTA	192.00	192.00	192.00	0.00	0.00
		LAH	146.00	146.00	146.00	0.00	0.00
		RAW	152.00	152.00	152.00	0.00	0.00
		MUL	140.76	140.76	140.76	0.00	0.00
		KAR	150.00	150.00	150.00	0.00	0.00
3526014. HYDERLIN SYRUP	06 BOTT	MPK	128.50	128.50	214.20	0.00	-40.01
		PSH	144.48	144.48	144.48	0.00	0.00
		QTA	126.00	126.00	126.00	0.00	0.00
		LAH	360.00	360.00	360.00	0.00	0.00
		RAW	357.50	357.50	357.50	0.00	0.00
		MUL	351.90	351.90	351.90	0.00	0.00
3526015. SAFI HAMDARD 100 ML	06 BOTT	KAR	352.00	352.00	352.00	0.00	0.00
		MPK	380.00	380.00	372.00	0.00	2.15
		PSH	360.00	356.00	360.00	1.12	0.00
		QTA	414.00	414.00	414.00	0.00	0.00
		LAH	228.00	228.00	228.00	0.00	0.00
		RAW	275.00	275.00	275.00	0.00	0.00
3526016. HONEY TUBE (HAMDARD)	06 TUBE	MUL	234.00	234.00	210.00	0.00	11.43
		KAR	306.00	306.00	306.00	0.00	0.00
		PSH	300.00	300.00	300.00	0.00	0.00
		QTA	348.00	348.00	193.00	0.00	80.31
		LAH	540.00	540.00	540.00	0.00	0.00
		KAR	552.00	552.00	552.00	0.00	0.00

Contd.

7.10 Intercity Wholesale Prices of Selected Commodities

Group/Commodity/Item Specification	Unit	City	Prices (Rs.)			% Change in December, 2017 Over			
			Dec., 2017	Nov., 2017	Dec., 2016	Nov., 2017	Dec., 2016		
3526017. BETNOVATE-N OINTMENT	06 TUBE	MPK	516.00	516.00	516.00	0.00	0.00		
		PSH	540.00	540.00	540.00	0.00	0.00		
		QTA	582.00	582.00	582.00	0.00	0.00		
		LAH	170.00	170.00	170.00	0.00	0.00		
		RAW	166.50	166.50	166.50	0.00	0.00		
		MUL	170.04	170.04	170.04	0.00	0.00		
		KAR	168.00	168.00	168.00	0.00	0.00		
		MPK	186.00	186.00	186.00	0.00	0.00		
		PSH	174.00	174.00	174.00	0.00	0.00		
3526018. BURNOL	06 TUBE	QTA	186.00	186.00	186.00	0.00	0.00		
		LAH	282.00	282.00	85.08	0.00	231.45		
		RAW	282.00	0.00	82.00	-----	243.90		
		MUL	282.60	282.60	82.00	0.00	244.63		
		KAR	288.00	288.00	96.00	0.00	200.00		
		MPK	271.00	271.00	81.60	0.00	232.11		
		PSH	286.00	286.00	87.00	0.00	228.74		
		QTA	321.12	321.12	81.00	0.00	296.44		
		3526019. O.R.S.FLAVOURED (SEARLE)	DOZEN	LAH	192.00	192.00	180.00	0.00	6.67
RAW	183.50			183.50	183.50	0.00	0.00		
MUL	216.75			183.60	183.60	18.06	18.06		
KAR	216.00			216.00	184.00	0.00	17.39		
PSH	188.00			188.00	154.30	0.00	21.84		
QTA	156.00			156.00	156.00	0.00	0.00		
3526020. JOSHANDA HAMDARD	DOZEN			LAH	240.00	240.00	240.00	0.00	0.00
				MUL	255.00	255.00	216.00	0.00	18.06
				KAR	324.00	324.00	324.00	0.00	0.00
		MPK	240.00	240.00	240.00	0.00	0.00		
		PSH	110.00	110.00	85.00	0.00	29.41		
3526021. COTTON BANDAGE 2" SIZE	06 NO.S	QTA	221.00	221.00	221.00	0.00	0.00		
		LAH	39.00	39.00	39.00	0.00	0.00		
		RAW	48.00	48.00	48.00	0.00	0.00		
		MUL	24.00	24.00	24.00	0.00	0.00		
		KAR	30.00	30.00	30.00	0.00	0.00		
		MPK	54.00	54.00	54.00	0.00	0.00		
		PSH	40.00	40.00	40.00	0.00	0.00		
		084. Soaps & Detergents							
		3532101. LIFE BOUY SOAP (125 GM.)	DOZ.	LAH	520.00	520.00	427.00	0.00	21.78
RAW	437.50			437.50	402.50	0.00	8.70		
KSR	520.00			520.00	427.00	0.00	21.78		
KAR	456.00			456.00	420.00	0.00	8.57		
PSH	468.00			468.00	410.00	0.00	14.15		
QTA	420.00			420.00	370.00	0.00	13.51		
3532102. LUX-STD. (70 GM.)	DOZ.			LAH	375.00	375.00	345.00	0.00	8.70
				RAW	342.50	342.50	342.50	0.00	0.00
				KAR	390.00	390.00	360.00	0.00	8.33
		PSH	336.00	336.00	336.00	0.00	0.00		
		QTA	345.00	345.00	345.00	0.00	0.00		
3532201. SUPER ACTIVE SURF (130 GM.)	DOZ.	LAH	230.00	230.00	230.00	0.00	0.00		
		MUL	229.22	229.22	243.62	0.00	-5.91		
		KAR	228.00	228.00	228.00	0.00	0.00		
		SKR	264.00	264.00	264.00	0.00	0.00		
		3532202. ARIEL (100 GM)	DOZ.	LAH	230.00	230.00	230.00	0.00	0.00
GUJ	228.00			228.00	228.00	0.00	0.00		
KAR	228.00			228.00	228.00	0.00	0.00		
MPK	180.00			180.00	180.00	0.00	0.00		
3532203. VIM DETERGENT POLY BAG (1000 G.)	DOZ.			LAH	810.00	810.00	810.00	0.00	0.00
		RAW	765.00	765.00	765.00	0.00	0.00		
		KAR	864.00	864.00	864.00	0.00	0.00		
		SKR	720.00	720.00	720.00	0.00	0.00		

Contd.

7.10 Intercity Wholesale Prices of Selected Commodities

Group/Commodity/Item Specification	Unit	City	Prices (Rs.)			% Change in December, 2017 Over	
			Dec., 2017	Nov., 2017	Dec., 2016	Nov., 2017	Dec., 2016
		PSH	860.00	860.00	840.00	0.00	2.38
		MNG	900.00	900.00	900.00	0.00	0.00
		QTA	996.00	996.00	996.00	0.00	0.00
3532204. MAXIMUM POWER BRITE POLYBAG(400GM)	DOZ.	LAH	1404.00	1404.00	1404.00	0.00	0.00
		RAW	1070.00	1070.00	1070.00	0.00	0.00
		KAR	1428.00	1428.00	1428.00	0.00	0.00
		MPK	1416.00	1416.00	1416.00	0.00	0.00
		PSH	1440.00	1440.00	1440.00	0.00	0.00
3532205. EXPRESS DETERGENT(1000GM)	DOZ.	KAR	2100.00	2100.00	2100.00	0.00	0.00
3532206. WASHING SOAP BETA/SUFI/GUY	DOZ.	LAH	5680.00	5440.00	5580.00	4.41	1.79
		RAW	3825.00	3825.00	3825.00	0.00	0.00
		KSR	5680.00	5440.00	5560.00	4.41	2.16
		SKR	3440.00	3440.00	3440.00	0.00	0.00
		PSH	5840.00	5840.00	5840.00	0.00	0.00
3532207. WASHING SOAP NYLON 101 CAKE	DOZ.	LAH	269.00	269.00	269.00	0.00	0.00
		RAW	255.00	255.00	255.00	0.00	0.00
		SAR	290.00	290.00	290.00	0.00	0.00
		BNU	190.00	190.00	190.00	0.00	0.00
		QTA	300.00	300.00	300.00	0.00	0.00
3532301. TOOTHPASTE MACLEAN'S (LARGE SIZE)	DOZ.	RAW	575.00	575.00	575.00	0.00	0.00
		KAR	1080.00	1080.00	1080.00	0.00	0.00
3532302. TOOTHPASTE FARHAN'S (STD. SIZE)	DOZ.	KAR	492.00	492.00	492.00	0.00	0.00
3532303. TALC SAMSOL/SWISS MISS (STD.SIZE)	DOZ.	RAW	565.00	565.00	565.00	0.00	0.00
		KAR	1092.00	1092.00	1092.00	0.00	0.00
3532304. PONDS COLD CREAM (MED SIZE.)	DOZ.	LAH	1270.00	1270.00	1270.00	0.00	0.00
		RAW	1125.00	1125.00	1125.00	0.00	0.00
		KAR	1248.00	1248.00	1248.00	0.00	0.00
3532305. PONDS VANISHING CREAM (MED SIZE)	DOZ.	LAH	2450.00	2450.00	2450.00	0.00	0.00
		RAW	1125.00	1125.00	1125.00	0.00	0.00
		KAR	1009.00	1009.00	1009.00	0.00	0.00
3532306. ADMIRAL SHAVING CREAM (MED.SIZE)	DOZ.	LAH	756.00	756.00	756.00	0.00	0.00
		RAW	710.00	710.00	710.00	0.00	0.00
		KAR	750.00	750.00	750.00	0.00	0.00
3532307. HAIR BRYL CREAM (MED. SIZE).	DOZ.	RAW	1165.00	1165.00	1165.00	0.00	0.00
		KAR	1560.00	1560.00	1560.00	0.00	0.00
3532308. JOHNSON'S BABY POWDER/MOTHER CARE	DOZ.	KAR	1380.00	1380.00	1380.00	0.00	0.00
3532309. SUN SILK SHAMPOO LOCAL 10 ML.	DOZ.	RAW	51.00	51.00	51.00	0.00	0.00
		KAR	55.00	55.00	55.00	0.00	0.00
085. Auto Tyres							
3611101. AUTO TYRE GEN/SUZ/ALTO/MEHRAN	EACH	LAH	2700.00	2700.00	2700.00	0.00	0.00
		RAW	2425.00	2425.00	2425.00	0.00	0.00
		KAR	2525.00	2525.00	2525.00	0.00	0.00
3611201. MOTOR CYCLE TYRE YAMAHA-100	EACH	LAH	1210.00	1210.00	1210.00	0.00	0.00
		RAW	975.00	975.00	962.50	0.00	1.30
		KAR	810.00	810.00	810.00	0.00	0.00
3611202. MOTOR CYCLE TYRE HONDA CD-70	EACH	LAH	860.00	860.00	860.00	0.00	0.00
		RAW	975.00	975.00	962.50	0.00	1.30
		KAR	745.00	745.00	745.00	0.00	0.00
3611203. MOTOR CYCLE TYRE SUZUKI 80 CC.	EACH	LAH	960.00	960.00	960.00	0.00	0.00
		RAW	955.00	955.00	937.50	0.00	1.87
		KAR	1025.00	1025.00	1025.00	0.00	0.00
3611204. CYCLE TYRE SERVIS (28x1/2")	EACH	LAH	250.00	250.00	250.00	0.00	0.00
		KAR	190.00	190.00	190.00	0.00	0.00
3611205. CYCLE TYRE DIAMOND (28x1/2")	EACH	LAH	275.00	275.00	275.00	0.00	0.00
		RAW	287.50	287.50	287.50	0.00	0.00
		KAR	207.50	207.50	207.50	0.00	0.00
3611401. AUTO TUBE GEN/SUZ/ALTO/MEHRAN	EACH	LAH	270.00	270.00	270.00	0.00	0.00
		RAW	295.00	295.00	295.00	0.00	0.00
		KAR	305.00	305.00	305.00	0.00	0.00

Contd.

7.10 Intercity Wholesale Prices of Selected Commodities

Group/Commodity/Item Specification	Unit	City	Prices (Rs.)			% Change in December, 2017 Over	
			Dec., 2017	Nov., 2017	Dec., 2016	Nov., 2017	Dec., 2016
3611402. MOTOR CYCLE TUBE YAMAHA-100	EACH	LAH	185.00	185.00	185.00	0.00	0.00
		RAW	215.00	215.00	215.00	0.00	0.00
		KAR	167.50	167.50	167.50	0.00	0.00
3611403. MOTOR CYCLE TUBE HONDA CD-70	EACH	LAH	175.00	175.00	175.00	0.00	0.00
		RAW	215.00	215.00	215.00	0.00	0.00
		KAR	159.00	159.00	159.00	0.00	0.00
3611404. MOTOR CYCLE TUBE SUZUKI 80 CC.	EACH	LAH	195.00	195.00	195.00	0.00	0.00
		KAR	172.50	172.50	172.50	0.00	0.00
3611405. CYCLE TUBES SERVIS (28x1/2)	EACH	LAH	105.00	105.00	105.00	0.00	0.00
		KAR	99.00	99.00	99.00	0.00	0.00
3611406. CYCLE TUBES DIAMOND (28x1/2)	EACH	LAH	110.00	110.00	110.00	0.00	0.00
		RAW	105.00	105.00	105.00	0.00	0.00
		KAR	96.50	96.50	96.50	0.00	0.00
086. Plastic Products							
3694001. WATER COOLER 9 LTR.	EACH	LAH	575.00	575.00	575.00	0.00	0.00
		KAR	465.00	465.00	465.00	0.00	0.00
		PSH	380.00	380.00	380.00	0.00	0.00
		QTA	410.00	410.00	410.00	0.00	0.00
		LAH	300.00	300.00	300.00	0.00	0.00
3694002. BUCKET MED. SIZE	EACH	GUJ	225.00	225.00	225.00	0.00	0.00
		GJT	220.00	220.00	220.00	0.00	0.00
		KAR	290.00	290.00	290.00	0.00	0.00
		PSH	350.00	350.00	350.00	0.00	0.00
		QTA	235.00	235.00	235.00	0.00	0.00
		LAH	1975.00	1975.00	1975.00	0.00	0.00
3694003. DINNER SET PLASTIC 42/48/52 PIECES	EACH	RAW	5725.00	5725.00	4900.00	0.00	16.84
		MUL	3000.00	3000.00	3000.00	0.00	0.00
		KAR	2400.00	2400.00	2400.00	0.00	0.00
		PSH	2100.00	2100.00	2100.00	0.00	0.00
		MNG	3000.00	3000.00	3000.00	0.00	0.00
		LAH	1225.00	1225.00	1225.00	0.00	0.00
3694004. HOT POT PLASTIC 3 PIECES	EACH	SKT	1000.00	1000.00	1000.00	0.00	0.00
		KAR	975.00	975.00	975.00	0.00	0.00
		PSH	930.00	930.00	930.00	0.00	0.00
		QTA	1050.00	1050.00	1050.00	0.00	0.00
		LAH	525.00	525.00	525.00	0.00	0.00
3694005. THERMOS STARVAC 1 LTR.	EACH	GUJ	400.00	400.00	400.00	0.00	0.00
		KAR	525.00	525.00	525.00	0.00	0.00
		QTA	300.00	300.00	300.00	0.00	0.00
		LAH	385.00	385.00	385.00	0.00	0.00
087. Glass sheets							
3711401. PL. GLASS SHEET 3 MM ABOVE 1 SQ.M	SQ.MTR.	LAH	385.00	385.00	385.00	0.00	0.00
		RAW	390.00	390.00	350.00	0.00	11.43
		KAR	710.00	710.00	710.00	0.00	0.00
		PSH	1306.00	1306.00	1306.00	0.00	0.00
3711402. FIG.GLASS SHEET ABOVE 1 SQ.M	SQ.MTR.	LAH	315.00	315.00	315.00	0.00	0.00
		RAW	340.00	340.00	295.00	0.00	15.25
		KAR	850.00	850.00	850.00	0.00	0.00
		PSH	860.00	860.00	860.00	0.00	0.00
088. Other Glass Articles							
3719101. JAR 4 LTR. LOCAL/FANCY/SILKY	DOZ.	RAW	1275.00	1275.00	975.00	0.00	30.77
		KAR	810.00	810.00	810.00	0.00	0.00
3719301. TUMBLER 200 ML. FANCY (OMROC)	DOZ.	RAW	490.00	490.00	465.00	0.00	5.38
		KAR	870.00	870.00	870.00	0.00	0.00
3719302. JUG DIAMOND 1.2 LTR. FANCY (OMROC)	DOZ.	LAH	1775.00	1775.00	1775.00	0.00	0.00
		RAW	2025.00	2025.00	1425.00	0.00	42.11
		KAR	2450.00	2450.00	2450.00	0.00	0.00
3719303. TEA CUP SAUCER WHITE	DOZ.	LAH	725.00	725.00	725.00	0.00	0.00
		RAW	1125.00	1125.00	1075.00	0.00	4.65
		KAR	735.00	735.00	735.00	0.00	0.00

Contd.

7.10 Intercity Wholesale Prices of Selected Commodities

Group/Commodity/Item Specification	Unit	City	Prices (Rs.)			% Change in December, 2017 Over	
			Dec., 2017	Nov., 2017	Dec., 2016	Nov., 2017	Dec., 2016
089. Ceramics & Sanitary Fixture							
3721001. EUROPEAN W/C (02/03) STD WHITE	EACH	LAH	1600.00	1600.00	1600.00	0.00	0.00
		RAW	1225.00	1225.00	1225.00	0.00	0.00
		GJT	1400.00	1400.00	1400.00	0.00	0.00
		KAR	2125.00	2125.00	2125.00	0.00	0.00
		PSH	4100.00	4100.00	4100.00	0.00	0.00
3721002. EUROPEAN W.C. (02/03)STD COLOUR	EACH	LAH	1700.00	1700.00	1700.00	0.00	0.00
		RAW	1325.00	1325.00	1325.00	0.00	0.00
		GJT	1600.00	1600.00	1600.00	0.00	0.00
		KAR	2275.00	2275.00	2275.00	0.00	0.00
3721003. ASIAN W.C. WHITE 18/22"	EACH	LAH	1850.00	1850.00	1850.00	0.00	0.00
		RAW	1325.00	1325.00	1325.00	0.00	0.00
		GJT	1200.00	1200.00	1200.00	0.00	0.00
		KAR	1075.00	1075.00	1075.00	0.00	0.00
		PSH	850.00	850.00	1050.00	0.00	-19.05
3721004. ASIAN W.C. WHITE 15/22"	EACH	LAH	1250.00	1250.00	1250.00	0.00	0.00
		RAW	1225.00	1225.00	1225.00	0.00	0.00
		GJT	1000.00	1000.00	1000.00	0.00	0.00
		KAR	1025.00	1025.00	1025.00	0.00	0.00
		PSH	920.00	800.00	910.00	15.00	1.10
3721005. ASIAN W.C. COLOURED 18/22"	EACH	LAH	1850.00	1850.00	1850.00	0.00	0.00
		RAW	1525.00	1525.00	1525.00	0.00	0.00
		GUJ	1800.00	1800.00	1800.00	0.00	0.00
		GJT	1450.00	1450.00	1450.00	0.00	0.00
		KAR	1125.00	1125.00	1125.00	0.00	0.00
		PSH	950.00	950.00	980.00	0.00	-3.06
3721006. ASIAN W.C. COLOURED 15/22"	EACH	LAH	1350.00	1350.00	1350.00	0.00	0.00
		RAW	1325.00	1325.00	1325.00	0.00	0.00
		GUJ	1700.00	1700.00	1700.00	0.00	0.00
		GJT	1250.00	1250.00	1250.00	0.00	0.00
		KAR	1025.00	1025.00	1025.00	0.00	0.00
		PSH	970.00	800.00	870.00	21.25	11.49
3721007. WASH BASIN 50 CM WHITE STD.	EACH	LAH	1450.00	1450.00	1450.00	0.00	0.00
		RAW	1325.00	1325.00	1325.00	0.00	0.00
		GJT	1350.00	1350.00	1350.00	0.00	0.00
		KAR	1450.00	1450.00	1450.00	0.00	0.00
		PSH	1850.00	1850.00	1850.00	0.00	0.00
3721008. WASH BASIN 50 CM LIGHT COLOUR	EACH	LAH	1450.00	1450.00	1450.00	0.00	0.00
		RAW	1425.00	1425.00	1425.00	0.00	0.00
		GJT	1150.00	1150.00	1150.00	0.00	0.00
		KAR	1650.00	1650.00	1650.00	0.00	0.00
		PSH	1950.00	1750.00	1750.00	11.43	11.43
3721009. SINK STAINLESS STEEL(KIT.)MED.SIZE	EACH	LAH	1850.00	1850.00	1850.00	0.00	0.00
		RAW	2525.00	2525.00	2525.00	0.00	0.00
		GUJ	1400.00	1400.00	1400.00	0.00	0.00
		KAR	1725.00	1725.00	1725.00	0.00	0.00
		PSH	1700.00	1700.00	1700.00	0.00	0.00
090. Bricks, Blocks & Tiles							
3732001. BRICKS	1000	LAH	8350.00	8250.00	7650.00	1.21	9.15
		RAW	9600.00	9600.00	8350.00	0.00	14.97
		GJT	8000.00	8000.00	8000.00	0.00	0.00
		KSR	8050.00	7950.00	7550.00	1.26	6.62
		HYD	5000.00	5000.00	4800.00	0.00	4.17
		SKR	5800.00	5800.00	5000.00	0.00	16.00
		PSH	8000.00	8000.00	8000.00	0.00	0.00
		BNU	6275.00	6275.00	6275.00	0.00	0.00
		QTA	6250.00	6250.00	6250.00	0.00	0.00
3732002. CEMENT BLOCKS	1000	KAR	20500.00	20500.00	20500.00	0.00	0.00

Contd.

7.10 Intercity Wholesale Prices of Selected Commodities

Group/Commodity/Item Specification	Unit	City	Prices (Rs.)			% Change in December, 2017 Over			
			Dec., 2017	Nov., 2017	Dec., 2016	Nov., 2017	Dec., 2016		
3732003. TILES PLAIN WHITE 8 X 10"	SQ.MTR	LAH	675.00	675.00	675.00	0.00	0.00		
		RAW	490.00	490.00	490.00	0.00	0.00		
	MUL	KAR	800.00	800.00	800.00	0.00	0.00		
		KAR	612.50	612.50	612.50	0.00	0.00		
3732004. TILES PLAIN COLOURED 8 X 10"	SQ.MTR	LAH	775.00	775.00	775.00	0.00	0.00		
		RAW	590.00	590.00	590.00	0.00	0.00		
	MUL	KAR	850.00	850.00	850.00	0.00	0.00		
		KAR	690.00	690.00	690.00	0.00	0.00		
091. Cement									
3744001. CEMENT JAVEDAN (EX-FACTORY)	MT.	KAR	8460.00	8460.00	8460.00	0.00	0.00		
3744002. CEMENT WHITE	MT.	LAH	18350.00	18350.00	18350.00	0.00	0.00		
		RAW	20350.00	20350.00	19950.00	0.00	2.01		
	KAR	KAR	18900.00	18900.00	18900.00	0.00	0.00		
		SKR	18750.00	18750.00	18500.00	0.00	1.35		
3744003. SULP. RESISTING CEMENT(JAVEDAN)	MT.	KAR	9158.00	9158.00	9158.00	0.00	0.00		
3744004. D.G. CEMENT (EX-FACTORY)	MT	LAH	8877.00	8821.00	9602.00	0.63	-7.55		
3744005. LUCKY CEMENT (EX-FACTORY)	MT	KAR	11100.00	11100.00	10110.00	0.00	9.79		
3744006. FAUJI CEMENT(EX-FACTORY)	MT	RAW	9200.00	9400.00	9180.00	-2.13	0.22		
092. Bed Foam									
3815001. BED FOAM	EACH	LAH	4300.00	4300.00	4300.00	0.00	0.00		
		RAW	4975.00	4850.00	4750.00	2.58	4.74		
		GUJ	3000.00	3000.00	3000.00	0.00	0.00		
		KAR	2900.00	2900.00	2900.00	0.00	0.00		
		QTA	3200.00	3200.00	3200.00	0.00	0.00		
3815002. BED FOAM COMMANDER 6.5" X 6" X5"	EACH	LAH	6100.00	6100.00	6100.00	0.00	0.00		
		FAS	7500.00	7500.00	8750.00	0.00	-14.29		
		RAW	7750.00	7550.00	7250.00	2.65	6.90		
		GJT	7600.00	7600.00	7600.00	0.00	0.00		
		KAR	7000.00	7000.00	7000.00	0.00	0.00		
		HYD	8750.00	8750.00	5950.00	0.00	47.06		
093. Matches									
3899801. MATCHES (70-75 STICKS) 10 BOXES	PACKET	LAH	12.00	12.00	9.60	0.00	25.00		
		RAW	9.40	9.40	9.40	0.00	0.00		
		KAR	15.00	15.00	15.00	0.00	0.00		
		SKR	18.00	18.00	15.00	0.00	20.00		
		PSH	16.20	16.20	18.00	0.00	-10.00		
5. Metal Product, Machinery & Equipment									
094. Pig Iron									
4111101. PIG IRON	MT.	KAR	40000.00	40000.00	40000.00	0.00	0.00		
095. Steel Bar & Sheets									
4126101. M.S. ROUND BAR 1/4"	MT.	LAH	77000.00	76000.00	68000.00	1.32	13.24		
		RAW	78250.00	79250.00	67750.00	-1.26	15.50		
		KAR	70000.00	70000.00	69800.00	0.00	0.29		
		HYD	78000.00	77000.00	67000.00	1.30	16.42		
		PSH	80000.00	75000.00	65000.00	6.67	23.08		
		QTA	78000.00	76000.00	62000.00	2.63	25.81		
		4126102. M.S. ROUND BAR 3/8"	MT.	LAH	77500.00	76500.00	68500.00	1.31	13.14
				RAW	78250.00	79250.00	67750.00	-1.26	15.50
4126103. M.S.ROUND BAR 1/2"	MT.	KAR	70000.00	70000.00	69800.00	0.00	0.29		
		HYD	78000.00	77000.00	67000.00	1.30	16.42		
		PSH	76500.00	75000.00	65000.00	2.00	17.69		
		QTA	83000.00	81000.00	66000.00	2.47	25.76		
		LAH	77250.00	76250.00	68000.00	1.31	13.60		
		RAW	78750.00	79750.00	68250.00	-1.25	15.38		
		KAR	70000.00	70000.00	68900.00	0.00	1.60		
HYD	78000.00	77000.00	67000.00	1.30	16.42				
PSH	74500.00	73500.00	62000.00	1.36	20.16				
QTA	82000.00	80000.00	65000.00	2.50	26.15				

Contd.

7.10 Intercity Wholesale Prices of Selected Commodities

Group/Commodity/Item Specification	Unit	City	Prices (Rs.)			% Change in December, 2017 Over	
			Dec., 2017	Nov., 2017	Dec., 2016	Nov., 2017	Dec., 2016
4126104. M.S. ROUND BAR 1"	MT.	LAH	77200.00	76200.00	68000.00	1.31	13.53
		RAW	78750.00	79750.00	68250.00	-1.25	15.38
		KAR	70000.00	70000.00	70000.00	0.00	0.00
		PSH	78500.00	75000.00	68000.00	4.67	15.44
4126105. M.S.RIBBED BAR 1/2" TO 1"	MT.	LAH	78200.00	77200.00	69000.00	1.30	13.33
		RAW	77750.00	78750.00	67250.00	-1.27	15.61
		KAR	70000.00	70000.00	70000.00	0.00	0.00
4126106. M.S.RIBBED BAR 3/8"	MT.	LAH	78200.00	77200.00	69000.00	1.30	13.33
		RAW	76750.00	77750.00	66250.00	-1.29	15.85
		KAR	71500.00	71500.00	70600.00	0.00	1.27
4126107. G.P.SHEET CUTTING JAPAN 24-30 BG	MT.	LAH	105000.00	105000.00	105000.00	0.00	0.00
		RAW	89750.00	89750.00	87750.00	0.00	2.28
		KAR	88600.00	88600.00	88600.00	0.00	0.00
		PSH	115000.00	115000.00	90000.00	0.00	27.78
4126108. G.S.SHEET 24 G.GALV.	MT.	LAH	115000.00	115000.00	115000.00	0.00	0.00
		RAW	89750.00	89750.00	87750.00	0.00	2.28
		KAR	89200.00	89200.00	89200.00	0.00	0.00
		PSH	120000.00	115000.00	90000.00	4.35	33.33
096. Pipe Fittings							
4129201. TEE 1/2"	DOZ.	LAH	425.00	425.00	425.00	0.00	0.00
		RAW	387.50	387.50	387.50	0.00	0.00
		KAR	415.00	415.00	384.00	0.00	8.07
4129202. TEE 3/4"	DOZ.	QTA	360.00	360.00	180.00	0.00	100.00
		LAH	530.00	530.00	530.00	0.00	0.00
		RAW	512.50	512.50	512.50	0.00	0.00
		KAR	540.00	540.00	558.00	0.00	-3.23
4129203. SOCKET 1/2"	DOZ.	QTA	360.00	360.00	360.00	0.00	0.00
		LAH	275.00	275.00	275.00	0.00	0.00
		RAW	337.50	337.50	337.50	0.00	0.00
4129204. SOCKET 3/4"	DOZ.	KAR	246.00	246.00	246.00	0.00	0.00
		QTA	240.00	240.00	120.00	0.00	100.00
		LAH	365.00	365.00	365.00	0.00	0.00
		RAW	412.50	412.50	412.50	0.00	0.00
4129205. UNION 1/2"	DOZ.	KAR	310.00	310.00	290.00	0.00	6.90
		QTA	360.00	360.00	360.00	0.00	0.00
		LAH	792.00	792.00	730.00	0.00	8.49
		RAW	712.50	712.50	712.50	0.00	0.00
4129206. UNION 3/4"	DOZ.	KAR	812.00	812.00	812.00	0.00	0.00
		QTA	720.00	720.00	720.00	0.00	0.00
		LAH	900.00	900.00	835.00	0.00	7.78
		RAW	787.50	787.50	787.50	0.00	0.00
4129207. BAND 1/2"	DOZ.	KAR	1032.50	1032.50	1032.50	0.00	0.00
		LAH	470.00	470.00	470.00	0.00	0.00
		RAW	687.50	687.50	687.50	0.00	0.00
		KAR	641.00	641.00	641.00	0.00	0.00
4129208. BAND 3/4"	DOZ.	QTA	480.00	480.00	480.00	0.00	0.00
		LAH	590.00	590.00	590.00	0.00	0.00
		RAW	712.50	712.50	712.50	0.00	0.00
		KAR	960.00	960.00	981.00	0.00	-2.14
4129209. ELBOW GALV CHINA 1/2"	DOZ.	QTA	480.00	480.00	480.00	0.00	0.00
		LAH	310.00	310.00	310.00	0.00	0.00
		RAW	412.50	412.50	412.50	0.00	0.00
		KAR	265.00	265.00	265.00	0.00	0.00
4129210. ELBOW GALV CHINA 3/4"	DOZ.	QTA	300.00	300.00	165.00	0.00	81.82
		LAH	380.00	380.00	380.00	0.00	0.00
		RAW	462.50	462.50	462.50	0.00	0.00
		KAR	402.00	402.00	381.00	0.00	5.51
		QTA	420.00	420.00	420.00	0.00	0.00

Contd.

7.10 Intercity Wholesale Prices of Selected Commodities

Group/Commodity/Item Specification	Unit	City	Prices (Rs.)			% Change in December, 2017 Over	
			Dec., 2017	Nov., 2017	Dec., 2016	Nov., 2017	Dec., 2016
097. Steel Products							
4291201. STAINLESS STEEL DEGCHI MED. SIZE	EACH	LAH	600.00	600.00	600.00	0.00	0.00
		GJT	450.00	450.00	450.00	0.00	0.00
		KAR	625.00	625.00	625.00	0.00	0.00
4291202. STAINLESS STEEL TABLE SPOON SUP.	EACH	LAH	350.00	350.00	350.00	0.00	0.00
		GJT	175.00	175.00	175.00	0.00	0.00
		KAR	260.00	260.00	260.00	0.00	0.00
4291203. STAINLESS STEEL PLATE LIGHT	DOZ.	LAH	756.00	756.00	700.00	0.00	8.00
		GJT	500.00	500.00	500.00	0.00	0.00
		KAR	780.00	780.00	780.00	0.00	0.00
4291204. PRESSURE COOKER 4 LTR.	EACH	LAH	1380.00	1380.00	1380.00	0.00	0.00
		GUJ	1100.00	1100.00	1100.00	0.00	0.00
		SKT	1200.00	1200.00	1200.00	0.00	0.00
		KAR	1625.00	1625.00	1625.00	0.00	0.00
4291401. NEW TREET BLADE ORDINARY	1000	RAW	2575.00	2575.00	2575.00	0.00	0.00
		KAR	2700.00	2700.00	2900.00	0.00	-6.90
4291402. TREET SAFETY RAZOR	DOZ.	LAH	1180.00	1180.00	1180.00	0.00	0.00
		KAR	1764.00	1764.00	1185.00	0.00	48.86
4291403. GILLET SAFETY RAZOR	DOZ.	LAH	430.00	430.00	430.00	0.00	0.00
		RAW	427.50	427.50	427.50	0.00	0.00
		KAR	420.00	420.00	420.00	0.00	0.00
098. Engines & Motors							
4321901. HOLLOW S.MOTOR 326 UP-4.40 HP 46	EACH	LAH	155000.00	155000.00	155000.00	0.00	0.00
099. Vacuum Pumps							
4323001. MULTISTAGE C.PUMPS(PCM 80-3 15 H)	EACH	LAH	83000.00	83000.00	83000.00	0.00	0.00
4323002. MULTISTAGE C.PUMPS PCM 80-5 25 H)	EACH	LAH	117000.00	117000.00	117000.00	0.00	0.00
100. Air Conditioners							
4391201. PEL AIR CONDITONER 1.5 TON	EACH	LAH	39000.00	39000.00	39000.00	0.00	0.00
		RAW	36250.00	36250.00	36250.00	0.00	0.00
		KAR	40500.00	40500.00	40500.00	0.00	0.00
4391202. WAVES AIR CONDITIONER 1.5 TON.	EACH	LAH	44000.00	44000.00	44000.00	0.00	0.00
		RAW	37750.00	37750.00	37750.00	0.00	0.00
		GJT	45000.00	45000.00	45000.00	0.00	0.00
		KAR	40000.00	40000.00	40000.00	0.00	0.00
		HYD	41900.00	41900.00	41900.00	0.00	0.00
		QTA	41500.00	41500.00	39200.00	0.00	5.87
101. Cultivators							
4411201. CULTIVATOR (ORDINARY) 9 TIMES	EACH	GUJ	38000.00	38000.00	38000.00	0.00	0.00
4411202. CULTIVATOR (SPECIAL) 11 TIMES	EACH	GUJ	50000.00	50000.00	50000.00	0.00	0.00
102. Chuff Cutter							
4412301. CHUFF CUTTER	EACH	FAS	7200.00	7200.00	7200.00	0.00	0.00
103. Tractors							
4414101. TRACTOR MF-240	EACH	LAH	716625.00	716625.00	716625.00	0.00	0.00
4414102. TRACTOR MF-385	EACH	LAH	1126860.00	1126860.00	1126860.00	0.00	0.00
104. Lathe Machines							
4421301. LATHE MACHINE 3' (PAK MADINA)	EACH	LAH	94750.00	94750.00	94750.00	0.00	0.00
4421302. LATHE MACHINE 4.5' (PAK MADINA)	EACH	LAH	101750.00	101750.00	101750.00	0.00	0.00
4421303. LATHE MACHINE 6.5' (PAK MADINA)	EACH	LAH	122750.00	122750.00	122750.00	0.00	0.00
4421304. LATHE MACHINE 10' (PAK MADINA)	EACH	LAH	260000.00	260000.00	260000.00	0.00	0.00
105. Concrete Mixture							
4444001. CONC.MIXER 7 NTR. 12HP. STAR.ENG	EACH	LAH	140000.00	140000.00	140000.00	0.00	0.00
4444002. CONC.MIXER 17 NTR. 24HP. STAR.ENG	EACH	LAH	210000.00	210000.00	210000.00	0.00	0.00
106. Fridge,WashM,SewM,Fans,Iron							
4481101. DAWLANCE 10 CFT. DOUBLE DOOR	EACH	LAH	28000.00	28000.00	28000.00	0.00	0.00
		RAW	25825.00	25825.00	25825.00	0.00	0.00
		KAR	32000.00	32000.00	32000.00	0.00	0.00
4481201. WASHING MACHINE NAT. PAK S.F.	EACH	LAH	7000.00	7000.00	7000.00	0.00	0.00
		GUJ	5000.00	5000.00	5000.00	0.00	0.00

Contd.

7.10 Intercity Wholesale Prices of Selected Commodities

Group/Commodity/Item Specification	Unit	City	Prices (Rs.)			% Change in December, 2017 Over	
			Dec., 2017	Nov., 2017	Dec., 2016	Nov., 2017	Dec., 2016
		KAR	5450.00	5450.00	5450.00	0.00	0.00
		QTA	5550.00	5550.00	5550.00	0.00	0.00
4481202. WASHING MACHINE SINGER S.F.	EACH	LAH	10500.00	10500.00	10200.00	0.00	2.94
		RAW	9900.00	9900.00	9900.00	0.00	0.00
		KAR	12000.00	12000.00	12000.00	0.00	0.00
4481203. WASHING MACHINE DAWLANCE	EACH	LAH	9500.00	9500.00	9500.00	0.00	0.00
		FAS	8700.00	8700.00	8700.00	0.00	0.00
		GUJ	9400.00	9400.00	9400.00	0.00	0.00
		GJT	9400.00	9400.00	9400.00	0.00	0.00
		KAR	6200.00	6200.00	6200.00	0.00	0.00
		HYD	9000.00	9000.00	9000.00	0.00	0.00
4481204. WASHING MACHINE SUPER ASIA	EACH	LAH	9000.00	9000.00	9000.00	0.00	0.00
		FAS	9000.00	9000.00	8800.00	0.00	2.27
		KAR	7900.00	7900.00	5800.00	0.00	36.21
		HYD	7500.00	7500.00	6500.00	0.00	15.38
4481401. SEWING MACHINE SINGER B.B. H.O	EACH	LAH	6400.00	6400.00	6700.00	0.00	-4.48
		KAR	6500.00	6500.00	6350.00	0.00	2.36
4481402. SINGER ZIG ZAG MACHINE	EACH	LAH	16500.00	16500.00	14500.00	0.00	13.79
		KAR	12800.00	12800.00	11900.00	0.00	7.56
4481403. SEWING MACHINE SALIKA	EACH	LAH	4500.00	4500.00	4500.00	0.00	0.00
		KAR	6200.00	6200.00	6200.00	0.00	0.00
4481501. CEILING FAN MILLAT 48"	EACH	LAH	2600.00	2600.00	2300.00	0.00	13.04
		KAR	3150.00	3150.00	2600.00	0.00	21.15
4481502. CEILING FAN PAK 48"	EACH	LAH	2500.00	2500.00	2200.00	0.00	13.64
		GUJ	2400.00	2400.00	2400.00	0.00	0.00
		KAR	3480.00	3480.00	2800.00	0.00	24.29
4481503. CEILING FAN NATIONAL 56"	EACH	LAH	2500.00	2500.00	2200.00	0.00	13.64
		GUJ	2150.00	2150.00	2150.00	0.00	0.00
		GJT	2300.00	2300.00	2300.00	0.00	0.00
		KAR	2550.00	2550.00	2550.00	0.00	0.00
		HYD	2500.00	2500.00	2200.00	0.00	13.64
4481504. CEILING FAN YOUNIS 56"	EACH	LAH	2600.00	2600.00	2300.00	0.00	13.04
		FAS	2800.00	2800.00	2500.00	0.00	12.00
		GUJ	2350.00	2350.00	2350.00	0.00	0.00
		KAR	3540.00	3540.00	2650.00	0.00	33.58
		PSH	2550.00	2550.00	2550.00	0.00	0.00
		QTA	2750.00	2750.00	2750.00	0.00	0.00
4481505. PADESTAL FAN MILLAT 20"	EACH	KAR	3600.00	3600.00	3600.00	0.00	0.00
4481506. PADESTAL FAN PAK 20"	EACH	LAH	3800.00	3800.00	3500.00	0.00	8.57
		GJT	3800.00	3800.00	3800.00	0.00	0.00
		KAR	5850.00	5850.00	3600.00	0.00	62.50
		PSH	3800.00	3800.00	3800.00	0.00	0.00
4481507. EXHAUST FAN CLIMAX 12"	EACH	LAH	1800.00	1800.00	1600.00	0.00	12.50
		GUJ	1900.00	1900.00	1400.00	0.00	35.71
4481508. EXHAUST FAN MILLAT 12"	EACH	KAR	1800.00	1800.00	1800.00	0.00	0.00
4481509. EXHAUST FAN PAK. NATIONAL 12"	EACH	LAH	1650.00	1650.00	1500.00	0.00	10.00
		GUJ	1350.00	1350.00	1350.00	0.00	0.00
		GJT	1800.00	1800.00	1800.00	0.00	0.00
		KAR	1700.00	1700.00	1700.00	0.00	0.00
4481601. IRON NATIONAL PAK AUTOMATIC	EACH	LAH	700.00	700.00	500.00	0.00	40.00
		GUJ	850.00	850.00	850.00	0.00	0.00
		KAR	525.00	525.00	525.00	0.00	0.00
		PSH	800.00	800.00	800.00	0.00	0.00
4481602. IRON PHILIPS HD 1120/R	EACH	LAH	1500.00	1500.00	1250.00	0.00	20.00
		GUJ	2080.00	2080.00	2080.00	0.00	0.00
		KAR	1360.00	1360.00	1360.00	0.00	0.00
107. Electric Wires							
4634001. FLEXIBLE WIRE 2999-14 0076	90 MTR.	LAH	775.00	775.00	775.00	0.00	0.00
		MUL	1100.00	1100.00	1100.00	0.00	0.00

Contd.

7.10 Intercity Wholesale Prices of Selected Commodities

Group/Commodity/Item Specification	Unit	City	Prices (Rs.)			% Change in December, 2017 Over	
			Dec., 2017	Nov., 2017	Dec., 2016	Nov., 2017	Dec., 2016
		KAR	1070.00	1070.00	1070.00	0.00	0.00
		PSH	850.00	850.00	800.00	0.00	6.25
		QTA	505.00	505.00	505.00	0.00	0.00
4634002. PVC WIRE SINGLE CORE	90 MTR.	LAH	925.00	925.00	925.00	0.00	0.00
		MUL	1280.00	1280.00	1280.00	0.00	0.00
		KAR	1070.00	1070.00	1070.00	0.00	0.00
		PSH	900.00	900.00	900.00	0.00	0.00
		QTA	600.00	600.00	600.00	0.00	0.00
108. Lighting Equipments							
4653101. PHILIPS TL. LAMP 40 W.	EACH	GUJ	92.00	92.00	96.00	0.00	-4.17
		GJT	92.00	92.00	96.00	0.00	-4.17
		KAR	105.00	105.00	105.00	0.00	0.00
		PSH	97.50	97.50	97.50	0.00	0.00
		QTA	90.00	90.00	90.00	0.00	0.00
4653102. PHILIPS ELECTRIC BULB 100W(GLS)	100 BUL	LAH	2500.00	2500.00	2500.00	0.00	0.00
		RAW	3250.00	3250.00	2950.00	0.00	10.17
		KAR	2800.00	2800.00	2800.00	0.00	0.00
		PSH	2700.00	2700.00	2700.00	0.00	0.00
4653103. PHILIPS ENERGY SAVER 14 W (GLS)	EACH	LAH	145.00	145.00	145.00	0.00	0.00
		RAW	139.00	139.00	139.00	0.00	0.00
		KAR	155.00	155.00	155.00	0.00	0.00
		PSH	170.00	170.00	170.00	0.00	0.00
		QTA	172.00	172.00	172.00	0.00	0.00
109. Radio & Television							
4731201. RADIO 3-5 BAND (CHINA BRAND)	EACH	LAH	175.00	175.00	175.00	0.00	0.00
		RAW	287.50	287.50	287.50	0.00	0.00
		KAR	425.00	425.00	425.00	0.00	0.00
4731301. PHILIPS COLOUR TV. 14"	EACH	LAH	8150.00	8150.00	8150.00	0.00	0.00
		RAW	8250.00	8250.00	8250.00	0.00	0.00
		KAR	8400.00	8400.00	8400.00	0.00	0.00
4731302. L.G.COLOUR TV. 14"	EACH	LAH	8100.00	8100.00	8100.00	0.00	0.00
		RAW	7900.00	7900.00	7900.00	0.00	0.00
		KAR	8150.00	8150.00	8150.00	0.00	0.00
4731303. SONY COLOUR TV 14"	EACH	LAH	13000.00	13000.00	13000.00	0.00	0.00
		RAW	10250.00	10250.00	10250.00	0.00	0.00
		KAR	8000.00	8000.00	8000.00	0.00	0.00
4731304. PANASONIC COLOUR TV 14"	EACH	RAW	9250.00	9250.00	9250.00	0.00	0.00
		KAR	7750.00	7750.00	7750.00	0.00	0.00
4731305. PHILIPS COLOUR TV. 20"	EACH	LAH	11000.00	11000.00	11000.00	0.00	0.00
		RAW	13900.00	13900.00	13900.00	0.00	0.00
		KAR	12750.00	12750.00	12750.00	0.00	0.00
4731306. L.G.COLOUR TV. 20"	EACH	LAH	13400.00	13400.00	13400.00	0.00	0.00
		RAW	12250.00	12250.00	12250.00	0.00	0.00
		KAR	13000.00	13000.00	13000.00	0.00	0.00
4731307. L.G. COLOUR TV. 21"	EACH	LAH	14700.00	14700.00	14700.00	0.00	0.00
		RAW	12250.00	12250.00	12250.00	0.00	0.00
		KAR	16100.00	16100.00	16100.00	0.00	0.00
4731308. SONY COLOUR TV 20"	EACH	LAH	18800.00	18800.00	18800.00	0.00	0.00
		RAW	17100.00	17100.00	17100.00	0.00	0.00
		KAR	17200.00	17200.00	17200.00	0.00	0.00
110. Motor Vehicles							
4911301. CAR SUZUKI MEHRAN 800CC SB308R VX	EACH	KAR	679000.00	679000.00	650000.00	0.00	4.46
4911302. SUZUKI CULTUS 1000CC SF410 VXR M PE	EACH	KAR	1124000.00	1124000.00	1124000.00	0.00	0.00
4911303. SUZUKI RAVI 800 CC PICKUP(ST 308R)	EACH	KAR	672000.00	672000.00	667000.00	0.00	0.75
4911304. CAR TOYOTA 1300 CC XLI	EACH	KAR	1729000.00	1729000.00	1639000.00	0.00	5.49
4911305. CAR HONDA CIVIC 1800CC(iVTEC MANUAL)	EACH	LAH	2039000.00	2039000.00	2039000.00	0.00	0.00
4911306. ISUZU BUS CHASIS MT 112 K	EACH	KAR	3325000.00	3325000.00	3325000.00	0.00	0.00
4911401. ISUZU TRUCK CHASIS FTR 12 K	EACH	KAR	3850000.00	3850000.00	3850000.00	0.00	0.00

Contd.

7.10 Intercity Wholesale Prices of Selected Commodities

Group/Commodity/Item Specification	Unit	City	Prices (Rs.)			% Change in December, 2017 Over	
			Dec., 2017	Nov., 2017	Dec., 2016	Nov., 2017	Dec., 2016
111. Motorcycles							
4991201. MOTOR CYCLE YB-100ROYAL YAMAHA	EACH	KAR	75375.00	75375.00	75375.00	0.00	0.00
4991202. MOTOR CYCLE CD-70 HONDA	EACH	KAR	63500.00	63500.00	63500.00	0.00	0.00
4991203. MOTOR CYCLE PAK HERO 70 CC.	EACH	LAH	42000.00	42000.00	42000.00	0.00	0.00
		MUL	42000.00	42000.00	42000.00	0.00	0.00
		KAR	46000.00	46000.00	46000.00	0.00	0.00
4991204. MOTOR CYCLE SUPER ASIA 70 CC.	EACH	LAH	42500.00	42500.00	42500.00	0.00	0.00
		MUL	45000.00	45000.00	45000.00	0.00	0.00
		KAR	42500.00	42500.00	42500.00	0.00	0.00
		HYD	43000.00	43000.00	42000.00	0.00	2.38
4991205. MOTOR CYCLE SUZUKI STD 110CC.	EACH	KAR	71300.00	71300.00	71300.00	0.00	0.00
112. Bicycles							
4992101. BICYCLE PECO FOR GENTS POPULAR	EACH	LAH	5000.00	5000.00	5000.00	0.00	0.00
4992102. BICYCLE PECO FOR BMX SHAHEEN	EACH	LAH	3500.00	3500.00	3500.00	0.00	0.00
4992103. BICYCLE SOHRAB SUPER	EACH	LAH	6450.00	6450.00	6450.00	0.00	0.00
		KAR	6900.00	6900.00	6900.00	0.00	0.00
4992104. BICYCLE SOHRAB VIP STUDENT	EACH	LAH	6300.00	6300.00	6300.00	0.00	0.00
		KAR	5900.00	5900.00	5900.00	0.00	0.00

7.11 Intercity Consumer Prices December, 2017

Description	Unit	Rawalpindi	Islamabad	Attock	Jehlum	Lahore	Sahiwal	Gujranwala
WHEAT	10 KG.	345.00	345.00	333.75	345.00	346.90	293.75	325.00
WHEAT FLOUR FINE/SUPERIOR.	KG.	56.83	58.75	43.50	48.50	50.00	40.00	40.00
WHEAT FLOUR AVG. QLTY	KG.	38.79	39.47	38.25	37.75	40.00	37.00	39.00
WHEAT FLOUR BAG	10 KG.	387.92	394.69	382.50	377.50	400.00	370.00	390.00
MAIDA	KG.	57.33	58.88	52.00	60.00	56.25	50.00	50.00
SUJI	KG.	59.50	59.50	52.00	60.00	60.00	50.00	50.00
BESAN AV. QLTY.	KG.	132.50	140.63	127.50	125.00	128.21	115.00	110.00
RICE BASMATI SUP. QLTY.	KG.	157.08	162.19	155.00	140.00	146.79	122.50	110.00
RICE BASMATI 385/386	KG.	132.08	138.75	95.00	105.00	105.36	67.50	50.00
RICE BASMATI BROKEN AV.QLTY	KG.	83.33	89.38	77.50	80.00	73.21	85.00	50.00
RICE IRR1-6 (SINDH/PUNJAB)	KG.	52.71	60.00	55.00	75.00	57.00	55.00	50.00
VERMICELLI	KG.	104.17	103.13	92.50	95.00	101.61	70.00	77.50
BREAD PLAIN MEDIUM SIZE	EACH	45.00	45.00	40.00	40.00	45.00	45.00	40.00
RUSK (PAPAY)	KG.	262.50	283.13	180.00	240.00	222.50	235.00	160.00
BISCUITS-PACKED	PKT	40.00	40.00	40.00	40.00	40.00	35.00	35.00
BISCUIT-BAKERY (LOOSE)	250 GM	109.17	122.50	77.50	105.00	102.50	110.00	110.00
CORNFLAKS FAUJI 225 GM.	PKT	180.00	180.00	180.00	180.00	193.50	180.00	216.00
SAMOSA (VEGATABLE)	EACH	15.00	15.63	15.00	12.75	19.11	15.00	15.00
PASTRY AV.QLTY.	EACH	35.21	35.94	37.50	37.50	32.50	32.50	35.00
PATTIES (VEGATABLES)	EACH	28.96	28.75	21.00	30.00	31.96	30.00	20.00
NIMCO	250 GM	82.50	86.88	67.50	70.00	68.93	90.00	50.00
CHIPS	250 GM	93.33	95.00	75.00	82.50	77.32	90.00	65.00
BEEF WITH BONE AV.QLTY.	KG	357.92	362.50	300.00	325.00	381.96	300.00	300.00
MUTTON AV.QLTY.	KG	818.33	833.13	775.00	750.00	844.64	650.00	650.00
CHICKEN FARM BROILER (LIVE)	KG	145.42	161.50	168.00	153.00	155.00	148.00	156.00
FISH-RAHU MEDIUM SIZE	KG	264.17	326.25	230.00	255.00	315.71	265.00	312.50
MILK FRESH (UNBOILED)	LTR.	96.25	102.50	82.50	75.00	77.21	70.00	80.00
CURD	KG.	107.92	116.25	87.50	80.00	87.86	80.00	100.00
MILK TETRA PACK 1/2 LTR.	PKT.	65.00	65.00	65.00	65.00	65.00	60.00	65.00
LACTOGEN 400 GRAMS	PKT.	460.00	460.00	460.00	460.00	460.00	460.00	440.00
POWDER MILK NIDO 400GM.	PKT	389.74	389.74	389.74	389.74	379.48	389.74	389.74
MILK POWDER LOOSE/PACKED	KG.	551.67	585.00	535.00	500.00	504.29	447.50	390.00
BUTTER LOCAL PACKED	50 GM.	28.00	28.00	28.00	55.00	35.00	25.00	35.00
EGGS FARM	DOZ	128.50	135.00	135.00	127.50	127.00	135.00	130.00
MUSTARD OIL AV.QLTY.	KG.	225.00	240.00	245.00	210.00	183.93	162.50	150.00
COOKING OIL (DALDA)	2.5LTR	475.00	475.00	475.00	475.00	485.00	475.00	475.00
COOKING OIL (PAKWAN) OTHER BRAND SPECIFY	2.5 LTR	374.17	380.63	372.50	387.50	458.00	400.00	420.00
VEGETABLE GHEE TIN	2.5KG.	470.00	470.00	470.00	470.00	480.00	470.00	470.00
VEGETABLE GHEE (LOOSE)	KG.	146.67	151.25	141.00	150.00	145.00	182.00	140.00
DATES AV.QLTY.	KG.	205.83	217.50	205.00	200.00	197.86	165.00	165.00
PISTACHIO AV.QLTY.	50 GM.	122.08	131.88	117.50	125.00	127.14	140.00	95.00
ALMONDS WHOLE AV.QLTY.	KG.	776.67	795.00	775.00	637.50	707.86	675.00	500.00
COCONUT DRY AV.QLTY.	KG.	398.33	436.25	370.00	405.00	339.29	290.00	357.50
RAISINS AV.QLTY.	50 GM.	28.75	30.25	25.00	22.50	27.50	18.00	25.00
GROUNDNUTS (WITH SHELL)	KG.	245.83	257.50	210.00	265.00	315.71	225.00	220.00
MALTA/MOSAMBI	DOZ	143.33	175.00	145.00	115.00	167.86	127.50	120.00
KINNU	DOZ	122.50	175.00	110.00	85.00	77.86	105.00	45.00
APPLE	KG	134.17	158.75	110.00	105.00	147.86	115.00	120.00
ALOO BUKHARA	KG	0.00	0.00	0.00	0.00	0.00	0.00	0.00
POMEGRANATE (ANNAR)	KG	236.67	276.25	200.00	195.00	377.86	188.75	200.00
GRAPES	KG	0.00	0.00	0.00	0.00	0.00	0.00	0.00
BANANAS	DOZ	95.00	131.25	70.00	65.00	68.93	55.00	65.00
MANGO KALMI	KG	0.00	0.00	0.00	0.00	0.00	0.00	0.00
GUAVA	KG	95.00	108.75	70.00	75.00	67.86	55.00	80.00
WATERMELON (TURBOOZ)	KG	0.00	0.00	0.00	0.00	0.00	0.00	0.00
MUSKMELON (KHARBOOZA)	KG	0.00	0.00	0.00	0.00	0.00	0.00	0.00
SWEETMELON (GARMA)	KG	0.00	0.00	0.00	0.00	0.00	0.00	0.00
PULSE MASOOR (WHOLE)	KG.	111.67	132.50	97.50	120.00	128.21	95.00	110.00
PULSE MASOOR (WASHED)	KG.	110.42	128.75	95.00	120.00	123.93	102.50	140.00
PULSE MOONG (WASHED)	KG.	125.00	128.75	95.00	120.00	108.93	105.00	100.00
PULSE MASH (WASHED)	KG.	145.83	168.75	135.00	175.00	186.43	155.00	175.00
PULSE GRAM	KG.	128.33	133.44	117.50	120.00	113.93	107.50	100.00
GRAM WHOLE BLACK AV QLTY.	KG.	131.25	142.50	112.50	125.00	112.86	107.50	100.00

Contd.

7.11 Intercity Consumer Prices December, 2017

Description	Unit	Rawalpindi	Islamabad	Attock	Jehlum	Lahore	Sahiwal	Gujranwala
GRAM WHOLE YELLOW AV.QLTY	KG.	219.17	226.25	212.50	210.00	163.93	175.00	150.00
BEANS (LAL LOBIA)	KG.	154.17	163.13	145.00	155.00	160.71	155.00	150.00
POTATOES	KG	50.83	57.50	27.50	45.00	52.32	55.00	47.50
ONION	KG	70.83	75.00	60.00	62.50	58.04	60.00	60.00
TURNIP	KG	41.67	55.63	32.50	35.00	39.64	40.00	40.00
RADISH	KG	37.50	40.00	20.00	35.00	28.93	22.50	30.00
TOMATOES	KG	88.33	101.25	79.00	80.00	73.93	77.50	75.00
CABBAGE	KG	59.17	70.00	60.00	75.00	76.43	55.00	60.00
CAULIFLOWER	KG	83.33	95.00	70.00	75.00	66.07	75.00	70.00
BRINJAL	KG	63.33	71.25	49.00	45.00	53.93	45.00	63.75
PUMPKIN	KG	0.00	0.00	0.00	0.00	0.00	0.00	0.00
BOTTLEGOURD	KG	0.00	0.00	0.00	0.00	0.00	0.00	0.00
LADY FINGER	KG	0.00	0.00	0.00	0.00	0.00	0.00	0.00
PEAS	KG	109.17	127.50	120.00	85.00	126.07	105.00	80.00
SPINACH	KG	29.17	30.00	32.50	32.50	33.21	21.25	40.00
TINDA	KG	0.00	0.00	0.00	0.00	0.00	0.00	0.00
TURAI	KG	0.00	0.00	0.00	0.00	0.00	0.00	0.00
KARAILA	KG	0.00	0.00	0.00	0.00	0.00	0.00	0.00
ARVI	KG	0.00	0.00	0.00	0.00	0.00	0.00	0.00
CHILLIES GREEN	KG	130.83	162.50	120.00	125.00	127.86	120.00	120.00
CARROT	KG	60.00	63.75	50.00	55.00	46.43	35.00	50.00
COCUMBER (KHEERA)	KG	57.50	56.25	50.00	55.00	51.43	35.00	50.00
LEMON	250GM	53.33	57.50	22.50	45.00	23.21	22.50	20.00
SUGAR REFINED	KG.	55.75	58.13	54.50	56.50	56.79	54.00	54.50
GUR AV.QLTY	KG.	98.33	110.00	92.50	100.00	91.86	67.50	80.00
HONEY LANGANESE 500 GM.	BOTTLE	1022.50	1031.25	990.00	1042.50	950.00	950.00	840.00
MILO 200 GM.	BOTTLE	235.00	235.00	235.00	240.00	216.00	220.00	166.67
CUSTARD POWDER RAFHAN 300 GM.	PKT	80.00	80.00	80.00	80.00	80.00	80.00	80.00
TOFFEE (HILAL)	EACH	2.00	2.00	2.00	2.00	2.00	1.50	1.00
CHOWKELATE CANDY (SMALL SIZE)	EACH	5.00	5.00	5.00	5.00	5.00	5.00	5.00
SWEETMEAT (MIXED)	KG	417.08	443.75	320.00	380.00	355.71	400.00	360.00
ICE CREAM WALLS	CUP.	45.00	45.00	40.00	45.00	45.00	45.00	40.00
ICE	KG	20.00	20.00	15.00	22.50	17.50	10.00	10.00
JAM AHMED/MITCHELLES	BOTTLE	140.00	140.00	140.00	140.00	140.00	140.00	125.00
SQUASH-MITCHELLES	BOTTLE	167.50	167.50	167.50	165.00	165.00	165.00	160.00
ROOH AFZA	BOTTLE	180.00	180.00	180.00	180.00	170.00	170.00	170.00
JAM-E-SHIREEN	BOTTLE	180.00	180.00	180.00	180.00	180.00	185.00	180.00
SAUNF	50 GM	21.17	21.25	19.00	22.50	17.86	18.00	20.00
CINAMON LOOSE AV. QLTY	50 GM.	24.75	25.00	24.50	37.50	27.50	22.50	25.00
CUMINSEED WHITE NATIONAL	50 GM.	70.00	70.00	70.00	70.00	70.00	70.00	52.00
PEPPER BLACK NATIONAL	50 GM.	110.00	110.00	100.00	110.00	110.00	110.00	110.00
CLOVES LOOSE AV.QLTY	50 GM.	81.25	83.75	85.00	95.00	73.93	80.00	100.00
CARDAMOM LARGE LOOSE AV.QLTY	50 GM.	100.00	117.50	125.00	120.00	127.86	125.00	100.00
CARDAMOM SMALL AV.QLTY	50 GM.	138.75	151.88	132.50	122.50	127.86	105.00	95.00
SALT-POWDERED (LAHORI) LOOSE	KG.	12.00	12.00	10.00	15.00	17.00	10.00	10.00
SALT POWDERED (NATIONAL/SHAN)	PKT	25.00	25.00	25.00	25.00	25.00	25.00	25.00
CHILLIES POWD.NATIONAL 200GM	PKT	120.00	120.00	120.00	120.00	120.00	120.00	105.00
CHILLIES POWDER LOOS	KG.	252.50	305.00	270.00	250.00	247.86	205.00	240.00
CORRIANDER SEED POWD.NATIONAL	PKT	104.00	104.00	104.00	104.00	104.00	104.00	105.00
CORRIANDER SEED (LOOSE)	KG.	274.17	280.00	255.00	265.00	207.86	195.00	156.25
TURMERIC POWD.NATIONAL 50GM	PKT.	35.00	35.00	35.00	35.00	35.00	35.00	35.00
CURRY POWD. NATIONAL 200 GM	PKT.	87.00	87.00	87.00	87.00	88.00	86.00	87.00
TOMATO KETCHUP AHMED/MITCHL	BOTTLE	120.00	120.00	120.00	120.00	95.00	100.00	100.00
PICKLES AHMED/MITCHELLES	BOTTLE	120.00	120.00	110.00	120.00	120.00	110.00	100.00
VINEGAR SYNTHETIC (SIRKA)	BOTTLE	100.00	100.00	77.50	95.00	80.00	90.00	70.00
GARLIC	KG	165.00	213.13	125.00	155.00	175.36	195.00	135.00
GINGER	KG	222.50	260.00	200.00	225.00	147.86	200.00	160.00
TAPAL DANEDAR TEA 200GM PACKET	PKT	178.95	178.95	178.95	178.95	179.00	178.94	178.95
TEA LIPTON YELLOW LABEL 200GM.	PKT.	178.95	178.95	178.95	178.95	178.94	178.94	178.95
TEA LOOSE KENYA AV.QLTY 250GM.	PKT.	187.50	190.00	195.00	170.00	121.96	182.50	160.00
COFFEE-NESCAFE 75 GM. **	BOTTLE	378.33	380.00	375.00	390.00	370.00	330.00	350.00
COLD DRINK (STANDARD SIZ)	BOTTLE	27.50	27.50	25.00	25.00	20.00	25.00	25.00
FRUIT JUICE TETRA PACK	PKT.	20.00	20.00	15.00	17.50	20.00	20.00	20.00

Contd.

7.11 Intercity Consumer Prices December, 2017

Description	Unit	Rawalpindi	Islamabad	Attock	Jehlum	Lahore	Sahiwal	Gujranwala
MINERAL WATER NESTLE 1.5 LTR	BOTTLE	55.21	56.25	55.00	55.00	53.00	50.00	45.00
CIGARETTES K-2 10'S **	PKT	50.00	50.00	50.00	50.00	50.00	50.00	50.00
CIGARETTES CAPSTAN 10'S **	PKT	50.00	50.00	50.00	50.00	50.00	50.00	50.00
CIGARETTES GOLD LEAF 20'S	PKT	135.00	135.00	135.00	135.00	135.00	130.00	140.00
CIGARETTES MORVEN GOLD 20'S	PKT	50.00	50.00	50.00	50.00	50.00	50.00	50.00
BETEL LEAVES	50GM.	112.08	120.63	107.50	115.00	77.50	73.50	75.00
BETEL NUTS	KG.	804.17	891.25	830.00	455.00	355.00	465.00	550.00
LONG CLOTH 57" GUL AHMED/AL-KARAM	METER	205.00	215.00	205.00	280.00	267.14	245.00	135.00
SHIRTING AV.QLTY.	METER	190.00	210.00	195.00	210.00	156.43	335.00	170.00
PANT CLOTH W & WEAR AV.QLTY	METER	487.50	481.25	462.50	465.00	332.14	625.00	335.00
LAWN PRINTED GUL AHMED/AL-KARAM	METER	270.00	287.50	267.50	285.00	306.43	397.50	205.00
GEORGETTE AV.QLTY	METER	152.50	155.00	152.50	145.00	136.43	145.00	132.50
LINEN AV.QLTY ***	METER	163.33	170.00	165.00	165.00	173.93	242.50	105.00
HEAVY WT SUITING LAWERNCPUR AVG QLTY	METER	1841.67	1875.00	1825.00	1875.00	1475.00	1275.00	1050.00
HEAVY WT SUITING LAWERNCPUR SUP QLTY	METER	2283.33	2337.50	2275.00	2275.00	2375.00	1550.00	2350.00
TROPICAL SUITING LAW.PUR	METER	1683.33	1725.00	1675.00	1675.00	1375.00	1225.00	925.00
PANT BOY 24"/26" LENGTH.	EACH	598.33	637.50	612.50	637.50	381.79	897.50	712.50
SHIRT BOY 24"/26" LENGTH	EACH	435.42	446.88	437.50	475.00	363.57	690.00	450.00
SCHOOL UNI. PANT,SHIRT BOYS	SUIT	560.00	603.13	575.00	560.00	728.57	725.00	975.00
SCHOOL UNI. KAMEEZ,SHAL.BOYS	SUIT	557.92	603.13	565.00	482.50	574.64	525.00	925.00
SCHOOL UNI. KAMEEZ,SHAL.GIRL	SUIT	525.00	537.50	525.00	455.00	610.71	475.00	925.00
FROCK W/WEAR GIRLS	EACH	2425.00	2487.50	2450.00	1325.00	1135.71	1450.00	925.00
AWAMI-SUIT W & W(BOY) 24"/26	SUIT	2087.50	2137.50	2050.00	1550.00	1078.57	1740.00	1125.00
AWAMI-SUIT W&W (GENTS)AV.QLTY	SUIT	2012.50	2093.75	2100.00	1950.00	1178.57	1925.00	1125.00
PULLOVER GENTS OXFORD/BON.	EACH	3250.00	3250.00	3250.00	3145.00	2890.00	3630.00	3000.00
PULLOVER LADIES OXFORD/BON.	EACH	3250.00	3250.00	3250.00	3145.00	2970.00	3130.00	2950.00
PULLOVER (GENTS) OTHERS A.QTY	EACH	1187.50	1200.00	1100.00	1025.00	967.86	1050.00	550.00
SECOND-HAND COAT FOR MEN	EACH	658.33	500.00	525.00	487.50	732.14	350.00	600.00
SECONDHAND SWEETER FOR MEN DUP QLTY	EACH	391.67	0.00	325.00	190.00	589.29	275.00	600.00
SECONDHAND WINTER JACKET	EACH	716.67	0.00	575.00	505.00	725.00	375.00	650.00
UNDERWEAR AV.QLTY MEDIUM SIZE	EACH	210.83	215.00	190.00	182.50	157.86	175.00	125.00
VEST FOR MEN AV.QLTY.	EACH	232.50	230.00	175.00	182.50	166.07	170.00	125.00
VEST/SHAMEEZ (WOMEN) AVG. QLTY	EACH	213.33	220.00	205.00	165.00	228.57	190.00	142.50
SOCKS NYLON (PAKISTANI)	PAIR	130.00	140.00	85.00	87.50	105.00	95.00	110.00
BRASSIER AV.QLTY.	EACH	276.67	290.00	245.00	135.00	167.86	228.75	165.00
BRASSIER SUP QLTY	EACH	700.00	762.50	625.00	345.00	950.00	500.00	335.00
DOPATTA GEORGETTE AV.QLTY.	EACH	350.00	362.50	340.00	325.00	317.86	315.00	275.00
DOPATTA COTTON AV GLTY	EACH	341.25	362.50	290.00	225.00	205.36	225.00	185.00
CHADDAR (W/WEAR) (2x2.5 MTR)	EACH	431.25	465.63	425.00	412.50	423.21	375.00	375.00
LUNGI/DHOTI(COTTON) AVG. QLTY	EACH	506.67	528.13	512.50	215.00	250.71	375.00	212.50
HANDKERCHIEF AVG. QLTY PAK	EACH	38.75	42.50	37.50	35.00	28.21	50.00	50.00
HANDKERCHIEF SUP. QLTY PAK	EACH	55.83	64.38	50.00	55.00	55.00	75.00	75.00
GLOVES AV QLTY	PAIR	155.00	157.50	155.00	155.00	101.43	120.00	105.00
AZARBAND COTTON AVG. QLTY	EACH	22.50	22.50	17.50	25.00	21.96	20.00	25.00
SEWING THREAD/REEL(ASLI PARI)	EACH	9.00	9.00	7.50	9.00	7.00	6.00	6.00
WASHING CHARGES PAINT & SHIRT	SUIT	94.58	105.00	110.00	175.00	82.50	165.00	170.00
DRY CLEANING SUIT COAT PANT	SUIT	612.50	700.00	335.00	475.00	419.64	425.00	475.00
WASHING CH. (KAMIZ-SHALWAR)	PAIR	92.92	94.38	75.00	105.00	60.36	90.00	125.00
TAILORING SHIRT	EACH	550.00	762.50	475.00	625.00	539.29	500.00	400.00
TAILORING CHARGES PANT (MEN)	EACH	1000.00	1200.00	750.00	950.00	728.57	900.00	500.00
TAILORING COAT-PANT SUIT	SUIT	3916.67	5937.50	4100.00	3750.00	4857.14	5000.00	3100.00
TAILORING AWAMI-SUIT (MALE)	SUIT	783.33	925.00	637.50	750.00	689.29	725.00	600.00
TAILORING SUIT FEMALE	SUIT	666.67	837.50	575.00	650.00	639.29	525.00	500.00
GENTS SHOES PAUL BATA	PAIR	1199.00	1199.00	1199.00	1199.00	1299.00	1199.00	1199.00
GENTS SANDAL BATA	PAIR	699.00	699.00	699.00	699.00	699.00	699.00	699.00
GENTS SPOUNG CHAPPAL BATA	PAIR	199.00	199.00	199.00	199.00	199.00	199.00	199.00
LADIES SANDAL BATA	PAIR	499.00	499.00	499.00	499.00	499.00	499.00	499.00
LADIES SPOUNG CHAPPAL BATA	PAIR	179.00	179.00	179.00	179.00	179.00	179.00	179.00
CHILD SHOE POWER LITE BATA	PAIR	599.00	599.00	599.00	599.00	599.00	599.00	599.00
GENTS SHOE, ART 1109 SERVICE	PAIR	999.00	999.00	999.00	999.00	999.00	999.00	999.00
NYLON JOGGER 27 SIZE 2-5 ***	PAIR	1299.00	1299.00	1299.00	1299.00	1299.00	1299.00	1299.00
CHINA FOOT WEAR AV. QLTY (MALE) *	PAIR	1029.17	1106.25	950.00	975.00	839.29	450.00	500.00
CHINA FOOT WEAR AV. QLTY (FEMALE) *	PAIR	925.00	1543.75	925.00	825.00	730.36	500.00	450.00

Contd.

7.11 Intercity Consumer Prices December, 2017

Description	Unit	Rawalpindi	Islamabad	Attock	Jehlum	Lahore	Sahiwal	Gujranwala
CHINA FOOT WEAR AV. QLTY (CHILDREN) *	PAIR	875.00	931.25	725.00	825.00	528.57	425.00	400.00
SHOE REPAIR HALF SOLE	PAIR	137.92	146.88	125.00	135.00	106.43	100.00	120.00
SHOES POLISH CHARGES AVERAGE SHOP	PAIR	20.00	22.50	27.50	20.00	20.00	20.00	15.00
HOUSE RENT (combined)	MONTH	15419.15	51945.85	4391.54	6797.16	13157.41	8480.16	6222.00
rent 2	pm	15419.15	51945.85	4391.54	6797.16	13157.41	8480.16	6222.00
RENT3	PM	15419.15	51945.85	4391.54	6797.16	13157.41	8480.16	6222.00
RENT4	PM	15419.15	51945.85	4391.54	6797.16	13157.41	8480.16	6222.00
RENT5	PM	15419.15	51945.85	4391.54	6797.16	13157.41	8480.16	6222.00
RENT6	PM	15419.15	51945.85	4391.54	6797.16	13157.41	8480.16	6222.00
SYNTHETIC ENEMAL ROBIALAC BALTI 3.64 LTR.	EACH	1867.50	1870.00	1850.00	1850.00	2361.00	1785.00	1700.00
SYNTHETIC ENEMAL ICI BALTI 3.64 LTR.	EACH	1940.00	1940.00	1900.00	1965.00	2400.00	2360.00	2138.00
CEMENT (LOCAL) SPECIFY BRAND NAME	BAG	500.00	510.00	495.00	505.00	540.00	540.00	527.50
BRICKS (NEW) IST CLASS	P/1000	10750.00	10750.00	7850.00	7250.00	8650.00	6650.00	8950.00
CEMENT BLOCKS (6"x8"x12")	P/100	4100.00	0.00	2725.00	0.00	0.00	0.00	0.00
BAJREE	100CFT	5250.00	5250.00	3800.00	4250.00	6500.00	5650.00	6000.00
SAND (BLACK PIT SAND)	K100CFT	3050.00	3050.00	1725.00	2295.00	2950.00	3450.00	2450.00
TIMBER SHESHAM LOG IST QUALITY	cbomt.	78574.00	78574.00	78575.00	76809.00	97996.50	82978.50	50323.50
IRON BAR (M.S. BAR) 1/2"	P/TON	77500.00	77500.00	74250.00	76500.00	82250.00	82500.00	82000.00
CARPANTER WAGE RATE	P/DAY	1250.00	1250.00	825.00	1000.00	925.00	850.00	825.00
MASON (RAJ) WAGE RATE	P/DAY	1250.00	1250.00	875.00	1000.00	1025.00	1000.00	1050.00
UNSKILLED LABOUR WAGE RATE	P/DAY	750.00	800.00	625.00	650.00	725.00	500.00	650.00
PLUMBER WAGE RSTE	P/DAY	1250.00	1250.00	875.00	1000.00	890.71	0.00	800.00
ELECTICIAN WAGE RATE PER DAY **	P/DAY	0.00	0.00	0.00	0.00	887.50	0.00	750.00
ELECTICIAN WAGE RATE PER POINT **	P/PNT	215.00	220.00	145.00	180.00	160.00	137.50	140.00
WATER CHARGES PER HOUSE	P/MONTH	161.50	98.00	120.00	100.00	325.00	30.00	100.00
ELECT.CHARGES UPTO 50 UNITS	P/UNIT	2.00	2.00	2.00	2.00	2.00	2.00	2.00
ELECT.CHARGES 01 - 100 UNIT	P/UNIT	6.18	6.18	6.18	6.18	6.18	6.18	6.18
ELECT.CHARGES 101 - 300 UNIT	P/UNIT	9.54	9.54	9.54	9.54	9.54	9.54	9.54
ELECT.CHARGES 301 - 1000 UNIT	P/UNIT	16.39	16.39	16.39	16.39	16.39	16.39	16.39
ELECT.CHARGES ABOVE 1000 UNIT	P/UNIT	18.39	18.39	18.39	18.39	18.39	18.39	18.39
ELEC	PM	10.50	10.50	10.50	10.50	10.50	10.50	10.50
GAS CHRg upto 3.3719 MMBUT	MMBTU	128.70	128.70	128.70	128.70	128.70	128.70	128.70
GAS CHRg 3.3719 - 6.7438 MMBUT	MMBTU	257.40	257.40	257.40	257.40	257.40	257.40	257.40
GAS CHRg 6.7438 - 10.1157 MMBUT	MMBTU	257.40	257.40	257.40	257.40	257.40	257.40	257.40
GAS CHRg10.1157 - 13.4876 MMBUT	MMBTU	702.00	702.00	702.00	702.00	702.00	702.00	702.00
GAS	PM	702.00	702.00	702.00	702.00	702.00	702.00	702.00
GAS	PM	409.50	409.50	409.50	409.50	409.50	409.50	409.50
KEROSENE OIL	LTR	107.50	115.00	105.00	101.50	100.00	95.00	100.00
FIREWOOD WHOLE	40 KG.	741.67	785.00	510.00	650.00	762.86	475.00	700.00
CHAIR SHESHAM WOOD WITH ARMS **	EACH	3900.00	3918.75	3300.00	3550.00	4392.86	3250.00	2250.00
CHAIR PLASTIC (CHAIRMAN) AVERAGE QUALITY	EACH	725.00	725.00	725.00	825.00	925.00	775.00	800.00
TABLE SHESHAM WOOD (4X2X5) ***	EACH	6620.83	6900.00	6250.00	4650.00	14250.00	6500.00	10250.00
SOFASET WOODEN WITH FOAM SEAT **	SET	25666.67	28625.00	23000.00	19000.00	24785.71	23000.00	20000.00
COT IRON (WITH NIWAR)AV.QLTY.	EACH	2562.50	2687.50	2350.00	1650.00	2800.00	2400.00	1900.00
ALMIRAH (STEEL) 6'X3' 20 GUAGE	EACH	10208.33	10625.00	9750.00	8750.00	10964.29	12000.00	9300.00
DINNING TABLE 6 CHAIRS A.QLTY	SET	24625.00	27500.00	23000.00	24000.00	23785.71	30000.00	25000.00
SINGLE BED WITHOUT FOAM MED.	EACH	6600.00	6712.50	5250.00	5750.00	10821.43	10500.00	10000.00
MATRESS SINGLE(4"THICK)	EACH	5900.00	5900.00	5900.00	5550.00	6200.00	6250.00	5200.00
FARSHI DARI 12'X9' AV.QLTY	EACH	2212.50	2293.75	2250.00	1225.00	1607.14	1200.00	925.00
DARI COTTON (6'x2 1/2') AV.QL	EACH	991.67	1006.25	975.00	437.50	459.64	1000.00	450.00
CARPET PLAIN AV. QLTY	SQFT.	28.92	29.00	25.50	32.50	37.50	36.50	35.00
QUILT (LIHAF) 3 KG. COTTON	EACH	1358.33	1393.75	1275.00	875.00	1407.14	1200.00	1075.00
BLANKET (90" x 54")	EACH	4191.67	4275.00	3550.00	3050.00	5000.00	3800.00	2900.00
BEDSHEET SINGLE BED SUP.QLTY	EACH	614.58	646.88	575.00	487.50	639.29	600.00	475.00
BED SHEET DOUBLE WITH TWO PILLOW COVERS SUP QLTY	SET	1295.83	1375.00	1325.00	1050.00	1160.71	1075.00	1150.00
TOWEL(3'x2') AV. QALTY	EACH	413.75	427.50	390.00	287.50	323.93	350.00	175.00
CEILING FAN 48" SUPER QLTY **	EACH	3275.00	3275.00	3275.00	2900.00	2950.00	3695.00	2700.00
PEDESTAL FAN 22" SUPER QLTY	EACH	3675.00	3675.00	4250.00	3950.00	4350.00	5495.00	4500.00
REFG. DAWLENCE 10 CFT. D.DOOR	EACH	32500.00	32500.00	32500.00	32500.00	36000.00	30400.00	31000.00
D-FREEZER WAVES 8 CFT.	EACH	30900.00	30900.00	30900.00	30900.00	28000.00	31250.00	31000.00
AIRCONDITIONER 1.5 TON PEL	EACH	41000.00	41000.00	41000.00	42400.00	45000.00	42000.00	48000.00
SPLIT AIR CONDITIONER 1.5 TON (SPECIFY BRAND NAME)	EACH	44000.00	44000.00	44000.00	47300.00	48000.00	42000.00	43000.00
AIRCooler SUPER ASIA	EACH	12250.00	12250.00	12000.00	15250.00	15000.00	10000.00	14250.00

Contd.

7.11 Intercity Consumer Prices December, 2017

Description	Unit	Rawalpindi	Islamabad	Attock	Jehlum	Lahore	Sahiwal	Gujranwala
WASHING MACHINE SINGER	EACH	17000.00	17000.00	17400.00	17000.00	17000.00	17000.00	17000.00
SEWING MACHINE(SINGER)	EACH	7400.00	7400.00	7400.00	7400.00	7400.00	7100.00	7200.00
GIZER LARGE SIZE 30 GALLON CAPACITY SUP QLTY	EACH	23400.00	23400.00	23400.00	14750.00	22950.00	22900.00	15250.00
GAS BURNER DOUBLE SPFY.BRAND	EACH	2016.67	2150.00	1950.00	2050.00	2078.57	1450.00	1250.00
ELECT. IRON PHILIPS MDL.1120	EACH	2100.00	2100.00	1900.00	1975.00	1300.00	2750.00	2200.00
ELECTRIC JUICER FOR APPLE	EACH	8750.00	8800.00	8350.00	8650.00	13000.00	9250.00	4500.00
S.STEEL DEGHCHI MEDIUM SIZE ***	EACH	787.08	800.00	775.00	612.50	733.93	555.00	1185.00
ALUMINIUM COOKING PAN (DEGCHI) MED SIZE	EACH	702.08	731.25	625.00	575.00	664.29	600.00	900.00
NON STICK COOKING PAN (DEGCHI) SUP. QLTY	EACH	1229.17	1250.00	1150.00	1050.00	1175.00	1175.00	1550.00
FRYING PAN STEEL AVG. QLTY MED. SIZE	EACH	537.50	537.50	525.00	375.00	630.36	500.00	575.00
TAWA IORN (MEDIUM SIZE) AVG. QLTY	EACH	280.42	346.25	310.00	255.00	555.36	550.00	412.50
S.STEEL PLATE A.QLTY.(M.SIZE)	EACH	95.83	95.00	105.00	62.50	85.36	77.50	110.00
TABLE SPOON S.STEEL SUP.QLTY.	DOZEN	411.67	411.88	410.00	387.50	412.50	475.00	575.00
WATER SET JUG+6 GLASSES (OMROC)	SET	455.83	460.00	435.00	410.00	730.36	555.00	380.00
TEA SET PAK. CHINAWARE 21 PCS.	SET	2633.33	2650.00	2650.00	2175.00	1557.14	2237.50	1800.00
DINNER SET PLASTIC 72 PIECES SUPERIOR QLTY	SET	7575.00	7831.25	7500.00	5250.00	5785.71	7100.00	5900.00
HOTPOT SET PLASTIC 3 PCS.	SET	1754.17	1775.00	1775.00	1525.00	1510.71	1250.00	1500.00
BUCKET(BALTI) PLASTIC MED.SIZ	EACH	275.83	295.00	255.00	340.00	478.57	275.00	290.00
LOTA PLASTIC (MED SIZE) AVERAGE QUALITY	EACH	68.75	79.38	55.00	45.00	65.00	75.00	50.00
PRESURE COOKER 4 LTR.	EACH	1908.33	1931.25	1775.00	1850.00	1540.00	1200.00	1750.00
WATER COOLER 9/10 LTR.PLASTIC ***	EACH	605.42	625.00	475.00	512.50	575.00	675.00	650.00
THERMOS STARVAC 1 LTR	EACH	537.50	575.00	525.00	487.50	625.00	637.50	650.00
BULB PHILIPS 100-WATTS	EACH	40.00	40.00	40.00	40.00	35.00	35.00	30.00
TUBE LIGHT PHILIPS 40 WATTS	EACH	110.00	110.00	110.00	110.00	100.00	95.00	100.00
ELECTRIC BLUBS "0" WATTE LOCAL	EACH	30.00	30.00	30.00	30.00	20.00	25.00	20.00
ELECTRIC BLUB ENERGY SAVER 14 WATTS	EACH	167.50	167.50	165.00	167.50	170.00	160.00	155.00
WASHING SOAP 250 GMS SPECIFY BRAND NAME	EACH	40.00	40.00	40.00	40.00	40.00	40.00	40.00
SURF EXCEL 400 GMS POLY BAG	EACH	104.00	104.00	104.00	104.00	130.00	104.00	130.00
WASHING POWDER 1000 GRM	EACH	160.00	160.00	155.00	160.00	155.00	160.00	160.00
WASHING POWDER (WHEEL/ BONUS) 100 GRAMS	EACH	125.00	125.00	125.00	125.00	90.00	95.00	90.00
CLEANSER POWDER VIM 1000 GM	PKT.	83.33	83.33	83.33	83.33	83.00	83.33	83.33
FINIS 500 ML	BOTTLE	250.00	250.00	250.00	250.00	287.50	218.00	193.75
PHNYLE TYPHONE/FINIS/CARRANITE 3 LITRES	BOTTLE	180.00	180.00	180.00	180.00	155.00	160.00	140.00
HARPIC	BOTTLE	160.00	160.00	160.00	160.00	155.00	155.00	155.00
BOOT POLISH CHERRY/KIWI 50ML	EACH	136.90	136.90	136.90	136.90	115.00	127.77	136.90
ROBIN BLUE (35 GRAMS)	PKT.	60.00	60.00	60.00	60.00	60.00	60.00	60.00
TISSU PAPER PERFUMED 100 PCS.	PKT	115.00	115.00	115.00	115.00	140.00	115.00	115.00
TOILET PAPER ROLL (R.PETEL)	P/ROLL	45.00	45.00	40.00	45.00	45.00	45.00	40.00
BOOT POLISH LIQUID CHEERY BLOSSOM KIWI 75 ML	BOTTLE	160.00	160.00	160.00	160.00	160.00	160.00	140.00
MATCH BOX SMALL	EACH	2.00	2.00	2.00	2.00	2.00	2.00	2.00
DRY CELL 1.5 VOLT(LOCAL)	EACH	30.00	30.00	30.00	27.50	40.00	40.00	20.00
HAND STITCHING NEEDLE M.SIZE	PACKET	10.00	10.00	7.75	9.00	7.50	10.00	5.00
SEWING MACHINE NEEDLE (SINGER)	EACH	6.50	6.50	6.50	6.50	10.00	5.00	6.00
HOUSEHOLD SERVANT FEMALE P/T	P/MNTH	2058.33	2175.00	1450.00	1750.00	1878.57	1500.00	1550.00
MARRIAGE HALL WITH FURNITURE	P/HEAD	165.00	172.50	135.00	145.00	157.86	150.00	115.00
SEPTRAN TABLETS	10TAB.	19.30	19.30	19.30	19.30	19.30	20.00	20.00
BRUFEN TABS 200-MG.	10TAB.	8.90	8.90	8.91	10.00	8.90	10.00	10.00
PANADOL TAB. EXTRA/PLAIN	10TAB.	12.00	12.00	12.00	12.00	12.00	12.00	12.00
DISPRIN TAB.	10TAB.	13.00	13.00	13.00	13.00	13.00	13.00	12.40
TRISIL TAB.	10 TAB	11.10	11.10	11.10	11.10	11.10	11.00	10.00
FLAGYL TAB. 200 MG.	10TAB.	10.00	10.00	10.00	10.00	10.00	10.00	10.00
VENTOLIN TAB. 2MG.	10TAB.	9.92	9.92	9.92	9.92	12.00	10.00	10.00
DAONIL TAB. 5 MG.	10TAB.	16.94	16.94	16.83	16.94	17.00	16.90	17.00
ENTOX TAB.	10TAB.	15.00	15.00	15.00	15.00	15.00	15.00	15.00
RENITEC TAB. 5 MG.	10TAB.	58.50	58.50	58.50	58.50	58.50	60.00	58.50
CAC. 1000 TAB	BOTTLE	124.44	124.44	124.44	124.44	124.00	124.44	124.44
AMOXIL CAPSOLE 250 MG.S	10CAP.	35.70	35.70	35.70	35.70	35.70	36.50	35.00
CALCIUM SYRUP SANDOZ	BOTTLE	64.00	64.00	64.00	64.00	64.00	64.00	64.00
LEDERPLEX SYRUP	BOTTLE	52.74	52.74	52.74	52.74	52.00	52.74	52.74
SANCOS SYRUP (50 ML.)	BOTTLE	27.50	27.50	27.50	27.50	30.00	30.00	30.00
PHENERGAN SYRUP 120 ML.	BOTTLE	33.00	33.00	33.00	33.00	33.00	34.00	34.50
CALPOL SYRUP 60 ML.	BOTTLE	28.39	28.39	28.39	28.39	28.39	28.00	28.00
HYDRYLLIN SYRUP 120 ML.	BOTTLE	69.00	69.00	69.00	69.00	69.00	69.00	69.00

Contd.

7.11 Intercity Consumer Prices December, 2017

Description	Unit	Rawalpindi	Islamabad	Attock	Jehlum	Lahore	Sahiwal	Gujranwala
POLYFAX EYE OINTMENT	TUBE	21.60	21.60	21.60	21.60	21.00	21.60	21.00
BETNESOL EYE DROPS	BOTTLE	33.89	33.89	33.89	33.89	33.89	33.89	33.89
EAR DROPS (CARDISPORINE) ***	BOTTLE	21.42	21.42	21.42	21.42	25.00	21.00	21.00
BETNOVATE-N OINTMENT 5 GMS	TUBE	16.68	16.68	16.68	16.68	16.65	16.67	16.67
BURNOL CREAM 30 GRM	TUBE	55.42	55.42	55.42	55.42	55.45	55.48	55.42
VICKS VAPORUB/BALM	BOTTLE	36.00	36.00	36.00	36.00	36.00	36.00	36.00
GLYCRINE SMALL BOTTLE	BOTTLE	35.00	35.00	35.00	27.50	35.00	25.00	17.00
JOUHAR JOSHANDA	PKT.	10.00	10.00	10.00	10.00	10.00	10.00	10.00
GALXOS-D (450 GRMS)	PKT.	157.50	157.50	157.50	168.75	157.50	157.50	157.50
GRIPE-WATER WOODWARDS	BOTTLE	60.00	60.00	60.00	60.00	60.00	60.00	55.00
SANIPLAST ONE PUTTY	EACH	2.00	2.00	2.00	2.00	2.00	1.50	2.00
O.R.S. (NIMCOL)	PKT.	18.00	18.00	18.00	18.00	18.00	18.00	18.00
DETTOL (MEDIUM)	BOTTLE	80.00	80.00	80.00	80.00	80.00	80.00	65.00
COTTON BANDAGE 2" - 4"	EACH	10.00	10.00	9.00	9.00	8.00	9.00	7.00
THERMOMETER CHINA	EACH	50.00	48.75	50.00	47.50	68.00	45.00	35.00
DOCTOR (MBBS) CLINIC FEE	P/PAT.	216.67	225.00	135.00	175.00	100.00	250.00	100.00
URINE TEST (DR) CHARGES	P/TEST	245.83	275.00	80.00	100.00	155.00	100.00	100.00
BLOOD TEST (CP) CHARGES	P/TEST	437.50	493.75	250.00	300.00	575.00	275.00	300.00
SUGAR TEST (RANDOM/FASTING BOTH) CHARGES	P/TEST	360.42	443.75	170.00	197.50	175.00	100.00	200.00
ECG CHARGES	P/TEST	312.50	378.13	150.00	250.00	325.00	225.00	200.00
X-RAY (CHEST) CHARGES	P/X-RAY	500.00	490.63	375.00	400.00	400.00	300.00	400.00
CAR SUZUKI 800 CC (W/O. A/C)	EACH	740750.00	747500.00	740750.00	740750.00	679000.00	679000.00	689000.00
CAR SUZUKI 1000 CC	EACH	1270000.00	1270000.00	1270000.00	1270000.00	1250000.00	1250000.00	1124000.00
CAR TOYOTA 1300 CC	EACH	1816000.00	1816000.00	1816000.00	1785500.00	1912000.00	1782000.00	1752500.00
CAR HONDA CIVIC	EACH	2163500.00	2163500.00	2163500.00	2145500.00	2503000.00	1694000.00	3005500.00
MOTORCYCLE HONDA CD-70.	EACH	63500.00	63500.00	63500.00	63500.00	63500.00	63500.00	63500.00
MOTORCYCLE YAMAHA 100CC.	EACH	79300.00	79300.00	79300.00	79300.00	79300.00	79300.00	79300.00
MOTOR CYCLE HERO 70 CC	EACH	41250.00	41250.00	41250.00	43500.00	49000.00	41500.00	43500.00
BICYCLE WITH TYRES & TUBES	EACH	8100.00	8100.00	8100.00	7750.00	7500.00	7100.00	7700.00
TYRE CAR WITH TUBE GENERAL	EACH	2975.00	2975.00	2975.00	2700.00	3000.00	2575.00	3300.00
TYRE MOTOR CYCLE WITHOUT TUBE	EACH	1137.50	1137.50	1250.00	1125.00	1200.00	950.00	1250.00
TYRE CYCLE SPECIFY BRAND NAME	EACH	345.83	355.00	370.00	355.00	330.00	300.00	350.00
TYRE CAR W/O TUBE	EACH	2850.00	2850.00	3275.00	3075.00	2700.00	2425.00	3000.00
PETROL SUPER	LITRE	77.47	77.47	77.47	77.47	77.47	77.47	77.47
HIGH SPEED DIESEL HSD	LITRE	85.95	85.95	85.95	85.95	85.95	85.95	85.95
CNG	K.G.	75.82	75.82	75.82	75.82	67.50	67.50	67.50
GAS CYLINDER STAND. SIZE	EACH	1500.00	1530.00	1390.00	1365.00	1402.50	1300.00	1320.00
MOTOR CYCLE SERVICE CHARGES	EACH	325.00	325.00	290.00	300.00	200.00	187.50	280.00
CAR SERVICE CHARGES	EACH	345.83	375.00	325.00	325.00	350.00	300.00	250.00
TYRE PUNCTURE CHARGES	EACH	75.00	75.00	45.00	70.00	80.00	75.00	50.00
CYCLE OVERHAULING CHARGES	EACH	783.33	825.00	375.00	375.00	319.64	325.00	160.00
CAR TAX FOR 800CC TO 1300CC	YEARLY	2650.00	432.00	2650.00	2650.00	2650.00	2650.00	2650.00
TRAIN FARE ECO. 1-100 KM.	P/KM.	0.68	0.68	0.68	0.68	0.68	0.68	0.68
TRAIN FARE ECO. 101-500 KM.	P/KM.	0.98	0.98	0.98	0.98	0.98	0.98	0.98
TRAIN FARE ECO. > 500 KM.	P/KM.	0.89	0.89	0.89	0.89	0.89	0.89	0.89
TRAIN FARE IST SLP. 1-100KM	P/KM.	2.10	2.10	2.10	2.10	2.10	2.30	2.10
TRAIN FARE IST SLP.101-500 KM	P/KM.	2.59	2.59	2.59	2.59	2.59	2.59	2.59
TRAIN FARE IST SLP. > 500 KM	P/KM.	1.99	1.99	1.99	1.99	1.99	1.99	1.99
TRAIN FARE A/C SLP. 1-100KM.	P/KM.	5.76	5.76	5.76	5.76	5.76	5.76	5.76
TRAIN FARE A/C SLP.101-500KM	P/KM.	4.59	4.59	4.59	4.59	4.59	4.59	4.59
TRAIN FARE A/C SLP > 500KM.	P/KM.	4.16	4.16	4.16	4.16	4.16	4.16	4.16
PLATEFORM TICKET	EACH	10.00	10.00	10.00	10.00	10.00	10.00	10.00
AUTO RICKSHAW FARES	KM/MIN	65.00	0.00	45.00	65.00	50.00	90.00	60.00
FULL TONGA CHARGES	KM/MIN	0.00	0.00	0.00	0.00	80.00	100.00	50.00
TAXI 4 SEATER FARE	KM/MIN	100.00	100.00	75.00	0.00	100.00	100.00	100.00
BUS FARE MIN (WITHIN CITY)	TICKET	9.00	9.00	0.00	9.00	9.00	0.00	9.00
BUS FARE MAX (WITHIN CIT	TICKET	21.00	21.00	0.00	21.00	21.00	0.00	21.00
BUS FARE OUTSIDE CITY	P/KM.	0.86	0.86	0.86	0.69	0.86	0.86	0.86
A/C BUS FARE OUTSIDE CITY	P/KM.	1.55	1.55	1.53	1.55	2.00	1.55	1.45
MINIBUS FARE MIN.WITH IN CITY	TICKET	11.00	11.00	0.00	0.00	11.00	0.00	10.00
MINIBUS FARE MAX.WITH IN CITY	TICKET	22.50	22.25	0.00	0.00	24.00	0.00	20.00
SUZUKI FARE MIN.WITH IN CITY	TICKET	11.00	11.00	10.00	0.00	12.00	0.00	10.00
SUZUKI FARE MAXIMUM W.IN CITY	TICKET	17.00	17.00	10.00	10.00	22.00	0.00	20.00

Contd.

7.11 Intercity Consumer Prices December, 2017

Description	Unit	Rawalpindi	Islamabad	Attock	Jehlum	Lahore	Sahiwal	Gujranwala
AIR FARE ECONOMY CLASS.	P/KM.	19.26	19.26	19.26	19.26	19.26	0.00	19.26
POSTAL ENVELOPE DOMESTIC	EACH	8.00	8.00	8.00	8.00	8.00	8.00	8.00
ENVELOPE FOR SAUDI ARABIA	EACH	50.00	50.00	50.00	50.00	50.00	50.00	50.00
POSTAL REGISTRATION CHARGES	EACH	38.00	38.00	38.00	38.00	38.00	38.00	38.00
U.M.S. REG CHARGES MIN.	EACH	58.00	58.00	58.00	58.00	60.00	59.00	59.00
T.C.S. CH. MIN.WITH IN ZONE	EACH	180.00	180.00	180.00	180.00	160.00	180.00	150.00
TELEPHONE CHARGES LOCAL CALL	P/CALL	3.94	3.94	3.94	3.94	3.94	3.94	3.94
TEL CHARGES OUT SIDE CITY	P/CALL	3.94	3.94	3.94	3.94	3.94	3.94	3.94
INTERNET CHARGES	P/HOUR	32.50	32.50	30.00	50.00	20.00	12.00	50.00
MOBILE CELL CHARGES	P/UNIT	3.00	3.00	3.00	3.00	2.50	3.00	3.00
FAX CHARGES (LOCAL)	P/PAGE	17.50	20.00	17.50	17.50	10.00	20.00	30.00
TELEPHONE SET AV. QLTY	EACH	625.00	725.00	550.00	825.00	775.00	675.00	600.00
MOBILE SET NOKIA/SONY/ERICSON/SAMSUNG WITHOUT CAMERA	EACH	2641.67	2656.25	2650.00	3150.00	2700.00	2650.00	2800.00
T.V. 20" COLORED WEGA H-A21.	EACH	18108.33	18200.00	18100.00	18100.00	20500.00	16900.00	15000.00
T.V 20" COLOR CHINA/KORIA)	EACH	14250.00	14250.00	14250.00	14250.00	6500.00	13500.00	7000.00
V.C.P. PANASONIC/LG/NAT	EACH	0.00	0.00	5550.00	0.00	4200.00	0.00	0.00
DVD/VCD PLAYER PANASONIC/LG	EACH	3750.00	3750.00	3550.00	3750.00	6557.14	4500.00	3000.00
RADIO WITH C.PLAYER NATIONAL	EACH	2150.00	2150.00	2150.00	2050.00	1821.43	1800.00	2250.00
PERSONNEL COMPUTER (BRANDED)	EACH	69250.00	69250.00	69250.00	69500.00	53000.00	50000.00	37400.00
VID. CASSETTE BLK. TDK/SONY	EACH	144.17	145.00	135.00	175.00	122.14	155.00	0.00
COM. C.D. (TDK/IMATION)	EACH	56.67	59.38	75.00	75.00	36.79	50.00	35.00
TAPE RECORDER CASSETTE BLANK	EACH	42.50	47.50	42.50	47.50	40.00	65.00	35.00
VIDEO GAME SEGA 16 BYTE	EACH	1150.00	1150.00	1175.00	1050.00	1200.00	1450.00	1050.00
CINEMA A/C. HIGH CLASS	TICKET	150.00	0.00	0.00	0.00	275.00	0.00	80.00
CINEMA NON-A/C HIGH CLASS	TICKET	80.00	0.00	0.00	0.00	150.00	50.00	60.00
CABLE CHARGES	PER MON	325.00	325.00	275.00	300.00	303.57	200.00	300.00
TV.LICENCE FEE DOMESTIC	YEARLY	420.00	420.00	420.00	420.00	420.00	420.00	420.00
ENGLISH BOOK CLASS V1	EACH	73.00	73.00	73.00	73.00	73.00	73.00	73.00
ENGLISH BOOK CLASS IX OR X	EACH	130.00	130.00	130.00	130.00	130.00	130.00	130.00
ENG. BOOK IST.YR COMPLETE SET	EACH	84.00	84.00	84.00	84.00	84.00	84.00	84.00
ENGLISH BOOK BA/B.SC	EACH	178.00	178.00	178.00	178.00	178.00	178.00	178.00
URDU BOOK CLASS V (T.B.BORD)	EACH	55.00	55.00	55.00	55.00	55.00	55.00	55.00
URDU BOOK CLASS IX/X(T.B.B)	EACH	131.00	131.00	131.00	131.00	131.00	131.00	131.00
URDU BOOK IST.YEAR/INTER	EACH	53.00	53.00	53.00	53.00	53.00	53.00	53.00
URDU BOOK BA/B.SC	EACH	140.00	140.00	140.00	140.00	140.00	140.00	140.00
MATHS BOOK CALSS V (T.B.B)	EACH	78.00	78.00	78.00	78.00	78.00	78.00	78.00
MATHS BOOK CLASS IX OR X	EACH	266.00	266.00	266.00	266.00	266.00	266.00	266.00
MATHS BOOK IST.YEAR (T.B.B)	EACH	156.00	156.00	150.00	156.00	156.00	156.00	156.00
PAKISTAN STUDIES BOOK BA/B.SC	EACH	125.00	125.00	125.00	125.00	125.00	125.00	125.00
DAILY "DAWN"	P/COPY	20.00	20.00	20.00	20.00	20.00	20.00	20.00
DAILY "JANG"	P/COPY	13.00	13.00	13.00	13.00	13.00	13.00	13.00
DAILY "NAWA-E-WAQT"	P/COPY	13.00	13.00	13.00	13.00	13.00	13.00	13.00
WEEKLY "AKHBAR-E-JAHAN"	P/COPY	60.00	60.00	60.00	60.00	60.00	60.00	60.00
WEEKLY "MAG"	P/COPY	50.00	50.00	50.00	50.00	55.00	50.00	45.00
MONTHLY "NAUNEHAL DIGEST"	P/COPY	35.00	35.00	35.00	35.00	40.00	35.00	35.00
PAPER FOOLSCAPE (27"x17")	QUIRE	57.50	57.50	57.50	55.00	25.00	25.00	30.00
EXERCISE.BOOK LINED 80/100 PGS	EACH	67.08	75.63	62.50	57.50	30.00	35.00	36.00
PENCILGOLDFISH/DEER	EACH	10.00	10.00	8.00	10.00	8.00	6.00	7.00
PEN INK DOLLOR 57 ML BOTTLE	EACH	25.00	25.00	25.00	25.00	23.75	20.00	20.00
PHOTOSTATE PAPER 70 GM	PRT	395.00	395.00	375.00	365.00	350.00	330.00	380.00
BALL PEN (local)	EACH	10.00	10.00	10.00	10.00	8.00	8.00	5.00
FOUNTAIN PEN HERO/WINGS/CHINA	EACH	55.00	53.13	55.00	60.00	60.00	50.00	40.00
PRIVATE SCHOOL FEE ENGLISH MEDIUM AVERAGE STANDARD (CLASS I)	P/MONTH	3726.25	3712.50	1287.50	2195.00	2520.00	2612.50	1650.00
PRIVATE SCHOOL FEE ENGLISH MEDIUM AVERAGE STANDARD (CLASS V)	P/MONTH	3726.25	3775.00	1325.00	2195.00	2648.57	2640.00	1800.00
PRIVATE SCHOOL FEE ENGLISH MEDIUM AVERAGE STANDARD (CLASS VI)	P/MONTH	3759.58	4012.50	1450.00	2240.00	2662.86	2665.00	2000.00
PRIVATE SCHOOL FEE ENGLISH MEDIUM AVERAGE STANDARD (CLASS X)	P/MONTH	4085.42	4181.25	1875.00	2410.00	3337.86	2855.00	2500.00
PRIVATE MEDICL COLLEGE FEE MBBS (IST YEAR)	P/MONTH	64153.71	64921.00	64921.00	0.00	59264.00	0.00	0.00
PRIVATE ENGINEERING COLLEGE FEE (ISTR YEAR)	P/MONTH	17099.50	17099.50	17099.50	0.00	19500.00	0.00	0.00
GOVT. COLLEGE FEE IST. YEAR	MONTH	50.00	195.00	50.00	50.00	50.00	50.00	50.00
GOVT. COLLEGE FEE 4TH. YEAR	MONTH	60.00	225.00	60.00	60.00	70.00	60.00	60.00
GOVT. UNIVERSITY FEE MSC.	MONTH	77.50	1000.00	80.00	80.00	150.00	500.00	80.00
GOVT. MED. COLLEGE FEE MBBS	MONTH	1250.00	1250.00	1250.00	0.00	1531.00	1250.00	0.00
GOVT. ENGG. COLL. FEE I YEAR	MONTH	4333.00	4333.00	4333.00	0.00	5000.00	0.00	0.00

Contd.

7.11 Intercity Consumer Prices December, 2017

Description	Unit	Rawalpindi	Islamabad	Attock	Jehlum	Lahore	Sahiwal	Gujranwala
COACHING FEE FOR CLASS IX/X	P/MONTH	2750.00	2987.50	1550.00	950.00	2000.00	1400.00	600.00
COACHING CHARGES FOR CLASS IST YEAR/INTER (SCIENCE)	P/MONTH	3250.00	3450.00	2200.00	3500.00	3000.00	2300.00	1200.00
COACHING CHARGES FOR CLASS IST YEAR/INTER (COMMERCE)	P/MONTH	2691.67	3062.50	1900.00	3500.00	3000.00	1300.00	1200.00
I.T. TUITION FEES	P/MONTH	2200.00	2200.00	1500.00	3806.25	6066.80	1300.00	4500.00
MBA TUITION FEES	P/MONTH	14925.54	14925.50	7667.00	4500.00	19000.00	0.00	7000.00
BREAD TANDOORI ST. SIZE	EACH	7.50	7.50	6.50	6.00	6.00	5.50	6.00
COOKED MUTTON (AV. HOTEL)	PLATE	246.67	232.50	270.00	245.00	200.71	0.00	120.00
COOKED BEEF (AV. HOTEL)	PLATE	105.83	107.50	95.00	140.00	102.86	100.00	100.00
COOKED DAL (AV. HOTEL)	PLATE	75.83	78.75	72.50	55.00	67.32	50.00	40.00
CHICKEN BIRYANI FULL/DOUBLE	PLATE	132.50	135.00	185.00	110.00	131.96	150.00	130.00
TEA PREPARED (ORDINARY)	CUP	22.50	22.50	27.50	20.00	19.21	20.00	20.00
HAIRCUT CHARGES FOR MEN	P/CUT	92.50	127.50	110.00	60.00	115.71	100.00	60.00
BEAUTY PORL HAIR STYL CHARGE	P/STY.	391.67	475.00	375.00	475.00	450.00	250.00	350.00
SHAVING CHARGES	PER SHV	59.17	76.25	75.00	45.00	55.71	40.00	40.00
LIPSTICK S.MISS/MEDORA	EACH	130.00	130.00	120.00	130.00	120.00	110.00	120.00
NAIL POLISH S.MISS/MEDORA	EACH	115.00	115.00	105.00	115.00	115.00	95.00	60.00
PERFUME MED.SIZE MEDORA/BROACH	EACH	200.00	200.00	200.00	200.00	200.00	170.00	120.00
HAIR-OIL AMLA/CHAMBELI	BOTTLE	115.00	115.00	120.00	120.00	130.00	130.00	120.00
TOILET SOAP LUX 95 GRAMS	EACH	36.00	36.00	36.00	36.00	38.00	38.00	44.78
TOILET SOAP LIFEBOUY 140 GRM	EACH	42.00	42.00	40.00	42.00	51.13	51.13	51.13
TOILET SOAP SAFEGUARD BATH SIZE	EACH	60.00	60.00	60.00	60.00	50.00	50.00	50.00
TOOTH PASTE MACKLINES 70 GRM	EACH	50.00	50.00	50.00	50.00	50.00	50.00	50.00
TOOTH PASTE MED SIZE CLGATE 70 GMS	EACH	75.00	75.00	75.00	75.00	65.33	68.00	63.47
TOOTHBRUSH SHEILD A/PLAQUE	EACH	45.00	45.00	30.00	45.00	35.00	60.00	50.00
TOOTHPOWDER DENTONIC 90 GRM	EACH	35.00	35.00	35.00	40.00	35.00	28.00	40.00
HAIR-COLOUR BEGIN (6 GMS)	EACH	110.00	110.00	120.00	110.00	110.00	110.00	110.00
HAIR COLOUR (KALAKOLA)	BOTTLE	130.00	130.00	130.00	130.00	140.00	130.00	140.00
FACECREAM PONDS (MEDIUM)	EACH	120.00	120.00	120.00	120.00	120.00	120.00	120.00
TALC POWDER VICE ROAY,B.CAT	EACH	155.00	155.00	165.00	155.00	155.00	150.00	155.00
BLADE TREET ORDINARY 10'S	PKT.	40.00	40.00	40.00	35.00	35.00	30.00	40.00
BLADE 7-O-CLOCK STAIN. 5'S	PKT.	35.00	35.00	35.00	35.00	35.00	35.00	35.00
SHAMPOO SUNSILK/PAINTIN 100 ML	BOTTLE	110.00	110.00	110.00	110.00	100.00	99.00	110.00
BEAUTY CREAM (FAIR & LOVELY)	EACH	75.00	75.00	75.00	75.00	115.00	200.00	200.00
HAIR REMOVING CREAM (EU-CREAM)	TUBE	70.00	70.00	70.00	70.00	65.00	65.00	70.00
GEL MEDIUM SIZE	BOTTLE	129.17	135.00	125.00	152.50	75.00	140.00	65.00
DISPOSABLE RAZOR GILLET-II	EACH	45.00	45.00	45.00	45.00	45.00	45.00	45.00
SHAVING CREAM TOUCH-ME/ADM.	EACH	70.00	70.00	70.00	70.00	70.00	70.00	70.00
GOLD TEZABI 24 CT	10 GM.	45650.00	45650.00	45690.00	45350.00	45950.00	45696.00	45953.00
SILVER TEZABI 24 CT	10 GM.	675.00	675.00	645.00	685.00	670.00	703.00	703.00
ARTIFICIAL JEWELLARY SET	SET	1283.33	1325.00	850.00	825.00	1289.29	893.75	800.00
WRIST WATCH GENTS CITIZEN (ORIGINAL) ***	EACH	7100.00	7250.00	7100.00	6250.00	8267.86	4100.00	2500.00
WRIST WATCH LADIES CITIZEN (ORIGINAL) ***	EACH	7100.00	7250.00	7100.00	6250.00	9267.86	4100.00	2500.00
WALL CLOCK QUARTZ AV.QLTY	EACH	520.83	550.00	625.00	310.00	957.14	625.00	500.00
SUITCASE REXIN (24"x16"x6")	EACH	2495.83	2437.50	2300.00	1150.00	1178.57	1125.00	800.00
TRUNK MEDIUM SIZE ***	EACH	2350.00	2337.50	2250.00	2050.00	2303.57	1990.91	1500.00
PURSE LADIES (LEATHER) AVERAGE QUALITY	EACH	633.33	712.50	525.00	437.50	1400.00	900.00	750.00

7.11 Intercity Consumer Prices December, 2017

Description	Unit	Wazirabad	Sialkot	Faisalabad	Jhang	Multan	Muzaffargarh	D.G. Khan
WHEAT	10 KG.	330.00	325.00	330.00	333.00	330.00	335.00	350.00
WHEAT FLOUR FINE/SUPERIOR.	KG.	40.00	45.00	45.00	40.00	40.00	39.00	38.00
WHEAT FLOUR AVG. QLTY	KG.	38.00	30.23	42.00	40.00	37.00	36.00	36.00
WHEAT FLOUR BAG	10 KG.	350.00	380.00	385.00	375.00	370.00	360.00	360.00
MAIDA	KG.	50.00	50.00	50.00	46.00	45.50	47.00	48.00
SUJI	KG.	50.00	60.00	50.00	48.00	49.00	49.00	48.00
BESAN AV. QLTY.	KG.	105.00	110.00	115.00	120.00	120.00	127.50	120.00
RICE BASMATI SUP. QLTY.	KG.	100.00	100.00	138.75	130.00	127.50	125.00	120.00
RICE BASMATI 385/386	KG.	55.00	70.00	80.00	85.00	80.00	82.50	80.00
RICE BASMATI BROKEN AV.QLTY	KG.	50.00	55.00	85.00	80.00	82.50	77.50	70.00
RICE IRRI-6 (SINDH/PUNJAB)	KG.	52.50	47.50	62.50	45.00	40.00	41.00	40.00
VERMICELLI	KG.	90.00	80.00	85.00	75.00	80.00	77.50	80.00
BREAD PLAIN MEDIUM SIZE	EACH	40.00	40.00	45.00	45.00	45.00	45.00	50.00
RUSK (PAPAY)	KG.	160.00	140.00	200.00	180.00	228.33	200.00	200.00
BISCUITS-PACKED	PKT	35.00	35.00	35.00	35.00	40.00	40.00	40.00
BISCUIT-BAKERY (LOOSE)	250 GM	100.00	100.00	75.00	70.00	90.00	70.00	80.00
CORNFLAKS FAUJI 225 GM.	PKT	216.00	176.00	200.00	200.00	175.50	175.50	189.00
SAMOSAS (VEGATABLE)	EACH	15.00	15.00	22.50	20.00	14.67	13.50	10.00
PASTRY AV.QLTY.	EACH	30.00	30.00	23.75	35.00	37.50	22.50	30.00
PATTIES (VEGATABLES)	EACH	20.00	25.00	22.50	25.00	29.17	25.00	20.00
NIMCO	250 GM	50.00	50.00	70.00	100.00	72.50	70.00	70.00
CHIPS	250 GM	60.00	65.00	66.25	100.00	83.33	82.50	65.00
BEEF WITH BONE AV.QLTY.	KG	350.00	300.00	350.00	350.00	350.00	320.00	350.00
MUTTON AV.QLTY.	KG	700.00	650.00	800.00	750.00	750.00	600.00	800.00
CHICKEN FARM BROILER (LIVE)	KG	156.00	162.00	155.00	160.00	162.50	162.50	146.50
FISH-RAHU MEDIUM SIZE	KG	290.00	300.00	300.00	320.00	275.00	265.00	260.00
MILK FRESH (UNBOILED)	LTR.	80.00	80.00	80.00	70.00	80.83	70.00	70.00
CURD	KG.	90.00	90.00	95.00	80.00	92.50	87.50	90.00
MILK TETRA PACK 1/2 LTR.	PKT.	60.00	60.00	60.00	60.00	70.00	70.00	60.00
LACTOGEN 400 GRAMS	PKT.	450.00	435.00	440.00	430.00	450.00	450.00	460.00
POWDER MILK NIDO 400GM.	PKT	389.74	379.49	389.74	370.00	389.74	389.74	380.00
MILK POWDER LOOSE/PACKED	KG.	360.00	460.00	525.00	380.00	391.67	400.00	640.00
BUTTER LOCAL PACKED	50 GM.	35.00	25.00	28.00	28.00	27.00	27.00	30.00
EGGS FARM	DOZ	130.00	130.00	130.00	140.00	127.50	132.50	132.50
MUSTARD OIL AV.QLTY.	KG.	170.00	160.00	200.00	170.00	181.67	180.00	170.00
COOKING OIL (DALDA)	2.5LTR	475.00	467.00	475.00	470.00	475.00	485.00	475.00
COOKING OIL (PAKWAN) OTHER BRAND SPECIFY	2.5 LTR	420.00	420.00	435.00	441.70	383.00	375.00	468.00
VEGETABLE GHEE TIN	2.5KG.	470.00	452.00	470.00	460.00	470.00	470.00	470.00
VEGETABLE GHEE (LOOSE)	KG.	135.00	140.00	135.00	175.00	150.00	150.00	150.00
DATES AV.QLTY.	KG.	180.00	180.00	157.50	150.00	171.67	170.00	140.00
PISTACHIO AV.QLTY.	50 GM.	120.00	135.00	100.00	110.00	105.00	122.50	100.00
ALMONDS WHOLE AV.QLTY.	KG.	525.00	600.00	640.00	500.00	580.00	625.00	550.00
COCONUT DRY AV.QLTY.	KG.	400.00	250.00	300.00	380.00	378.33	380.00	400.00
RAISINS AV.QLTY.	50 GM.	20.00	20.00	25.00	15.00	19.00	19.00	15.00
GROUNDNUTS (WITH SHELL)	KG.	220.00	237.50	250.00	180.00	230.00	230.00	190.00
MALTA/MOSAMBI	DOZ	120.00	175.00	120.00	200.00	125.00	125.00	120.00
KINNU	DOZ	70.00	90.00	110.00	120.00	115.83	105.00	120.00
APPLE	KG	110.00	92.50	135.00	140.00	151.67	155.00	130.00
ALOO BUKHARA	KG	0.00	0.00	0.00	0.00	0.00	0.00	0.00
POMEGRANATE (ANNAR)	KG	150.00	187.50	155.00	160.00	190.00	190.00	150.00
GRAPES	KG	0.00	0.00	0.00	0.00	0.00	0.00	0.00
BANANAS	DOZ	60.00	67.50	45.00	60.00	69.17	67.50	65.00
MANGO KALMI	KG	0.00	0.00	0.00	0.00	0.00	0.00	0.00
GUAVA	KG	60.00	80.00	57.50	80.00	75.00	75.00	65.00
WATERMELON (TURBOOZ)	KG	0.00	0.00	0.00	0.00	0.00	0.00	0.00
MUSKMELON (KHARBOOZA)	KG	0.00	0.00	0.00	0.00	0.00	0.00	0.00
SWEETMELON (GARMA)	KG	0.00	0.00	0.00	0.00	0.00	0.00	0.00
PULSE MASOOR (WHOLE)	KG.	120.00	140.00	145.00	90.00	90.83	87.50	100.00
PULSE MASOOR (WASHED)	KG.	140.00	160.00	125.00	100.00	103.33	102.50	100.00
PULSE MOONG (WASHED)	KG.	100.00	110.00	105.00	100.00	100.00	100.00	110.00
PULSE MASH (WASHED)	KG.	185.00	165.00	165.00	120.00	151.67	145.00	160.00
PULSE GRAM	KG.	100.00	112.50	105.00	110.00	109.17	110.00	110.00
GRAM WHOLE BLACK AV QLTY.	KG.	100.00	110.00	110.00	100.00	110.00	110.00	110.00

Contd.

7.11 Intercity Consumer Prices December, 2017

Description	Unit	Wazirabad	Sialkot	Faisalabad	Jhang	Multan	Muzaffargarh	D.G. Khan
GRAM WHOLE YELLOW AV.QLTY	KG.	160.00	210.00	170.00	160.00	195.00	195.00	190.00
BEANS (LAL LOBIA)	KG.	140.00	190.00	157.50	150.00	161.67	155.00	160.00
POTATOES	KG	50.00	50.00	45.00	50.00	47.50	47.50	50.00
ONION	KG	60.00	60.00	55.00	60.00	58.33	57.50	60.00
TURNIP	KG	20.00	40.00	23.75	30.00	35.00	35.00	30.00
RADISH	KG	20.00	30.00	17.50	25.00	29.17	27.50	20.00
TOMATOES	KG	75.00	80.00	65.00	80.00	62.50	62.50	70.00
CABBAGE	KG	50.00	70.00	45.00	60.00	55.00	55.00	50.00
CAULIFLOWER	KG	75.00	70.00	45.00	60.00	48.33	55.00	50.00
BRINJAL	KG	50.00	60.00	50.00	40.00	40.83	35.00	50.00
PUMPKIN	KG	0.00	0.00	0.00	0.00	0.00	0.00	0.00
BOTTLEGOURD	KG	0.00	0.00	0.00	0.00	0.00	0.00	0.00
LADY FINGER	KG	0.00	0.00	0.00	0.00	0.00	0.00	0.00
PEAS	KG	100.00	120.00	110.00	120.00	126.67	145.00	120.00
SPINACH	KG	20.00	60.00	23.75	20.00	22.50	22.50	20.00
TINDA	KG	0.00	0.00	0.00	0.00	0.00	0.00	0.00
TURAI	KG	0.00	0.00	0.00	0.00	0.00	0.00	0.00
KARAILA	KG	0.00	0.00	0.00	0.00	0.00	0.00	0.00
ARVI	KG	0.00	0.00	0.00	0.00	0.00	0.00	0.00
CHILLIES GREEN	KG	110.00	160.00	110.00	120.00	123.33	120.00	120.00
CARROT	KG	50.00	60.00	45.00	30.00	39.17	45.00	40.00
COCUMBER (KHEERA)	KG	60.00	100.00	35.00	40.00	48.33	55.00	40.00
LEMON	250GM	30.00	30.00	15.00	20.00	29.17	30.00	30.00
SUGAR REFINED	KG.	55.00	55.00	54.00	53.00	52.00	52.00	52.00
GUR AV.QLTY	KG.	90.00	85.00	71.25	70.00	72.50	72.50	70.00
HONEY LANGANESE 500 GM.	BOTTLE	840.00	692.00	955.00	1100.00	930.00	930.00	950.00
MILO 200 GM.	BOTTLE	166.67	222.00	260.00	187.00	200.00	200.00	300.00
CUSTARD POWDER RAFHAN 300 GM.	PKT	80.00	80.00	80.00	80.00	80.00	80.00	80.00
TOFFEE (HILAL)	EACH	1.00	1.00	2.00	2.00	1.00	1.00	1.00
CHOWKELATE CANDY (SMALL SIZE)	EACH	5.00	5.00	5.00	5.00	5.00	5.00	5.00
SWEETMEAT (MIXED)	KG	300.00	260.00	300.00	280.00	291.67	290.00	280.00
ICE CREAM WALLS	CUP.	40.00	40.00	45.00	45.00	45.00	45.00	45.00
ICE	KG	10.00	10.00	20.00	3.00	4.00	4.00	6.00
JAM AHMED/MITCHELLES	BOTTLE	125.00	125.00	140.00	130.00	130.00	130.00	140.00
SQUASH-MITCHELLES	BOTTLE	160.00	135.00	150.00	160.00	165.00	165.00	160.00
ROOH AFZA	BOTTLE	170.00	160.00	170.00	170.00	170.00	170.00	170.00
JAM-E-SHIREEN	BOTTLE	180.00	170.00	180.00	180.00	180.00	180.00	180.00
SAUNF	50 GM	20.00	20.00	20.00	16.00	15.83	19.00	12.00
CINAMON LOOSE AV. QLTY	50 GM.	25.00	20.00	30.00	25.00	24.00	27.50	20.00
CUMINSEED WHITE NATIONAL	50 GM.	52.00	54.00	70.00	70.00	70.00	70.00	54.00
PEPPER BLACK NATIONAL	50 GM.	110.00	96.00	110.00	96.00	110.00	110.00	100.00
CLOVES LOOSE AV.QLTY	50 GM.	100.00	90.00	120.00	70.00	90.83	82.50	70.00
CARDAMOM LARGE LOOSE AV.QLTY	50 GM.	110.00	130.00	200.00	100.00	115.00	125.00	90.00
CARDAMOM SMALL AV.QLTY	50 GM.	100.00	110.00	150.00	120.00	105.00	115.00	100.00
SALT-POWDERED (LAHORI) LOOSE	KG.	10.00	10.00	10.00	10.00	10.00	10.00	10.00
SALT POWDERED (NATIONAL/SHAN)	PKT	25.00	25.00	25.00	25.00	25.00	25.00	25.00
CHILLIES POWD.NATIONAL 200GM	PKT	105.00	105.00	120.00	105.00	120.00	120.00	120.00
CHILLIES POWDER LOOS	KG.	220.00	240.00	240.00	240.00	235.00	235.00	220.00
CORRIANDER SEED POWD.NATIONAL	PKT	105.00	110.00	104.00	96.00	104.00	104.00	0.00
CORRIANDER SEED (LOOSE)	KG.	140.00	300.00	280.00	220.00	223.33	250.00	200.00
TURMERIC POWD.NATIONAL 50GM	PKT.	35.00	35.00	35.00	35.00	35.00	35.00	35.00
CURRY POWD. NATIONAL 200 GM	PKT.	87.00	87.00	87.00	87.00	87.00	87.00	0.00
TOMATO KETCHUP AHMED/MITCHL	BOTTLE	100.00	85.00	100.00	90.00	95.00	95.00	85.00
PICKLES AHMED/MITCHELLES	BOTTLE	100.00	100.00	120.00	115.00	116.67	120.00	115.00
VINEGAR SYNTHETIC (SIRKA)	BOTTLE	70.00	80.00	80.00	85.00	82.00	85.00	80.00
GARLIC	KG	140.00	140.00	115.00	120.00	155.00	155.00	140.00
GINGER	KG	170.00	200.00	115.00	140.00	151.67	155.00	160.00
TAPAL DANEDAR TEA 200GM PACKET	PKT	178.94	178.94	178.94	178.94	178.95	178.95	178.94
TEA LIPTON YELLOW LABEL 200GM.	PKT.	178.94	178.95	178.95	178.94	178.95	178.95	178.94
TEA LOOSE KENYA AV.QLTY 250GM.	PKT.	160.00	110.00	170.00	180.00	125.83	140.00	110.00
COFFEE-NESCAFE 75 GM. **	BOTTLE	350.00	350.00	370.00	330.00	350.00	350.00	350.00
COLD DRINK (STANDARD SIZ)	BOTTLE	25.00	25.00	25.00	25.00	20.00	20.00	25.00
FRUIT JUICE TETRA PACK	PKT.	20.00	15.00	20.00	20.00	20.00	20.00	15.00

Contd.

7.11 Intercity Consumer Prices December, 2017

Description	Unit	Wazirabad	Sialkot	Faisalabad	Jhang	Multan	Muzaffargarh	D.G. Khan
MINERAL WATER NESTLE 1.5 LTR	BOTTLE	45.00	50.00	50.00	50.00	50.00	50.00	55.00
CIGARETTES K-2 10'S **	PKT	50.00	50.00	50.00	60.00	50.00	50.00	65.00
CIGARETTES CAPSTAN 10'S **	PKT	50.00	50.00	50.00	50.00	50.00	50.00	48.00
CIGARETTES GOLD LEAF 20'S	PKT	140.00	140.00	140.00	140.00	130.00	130.00	135.00
CIGARETTES MORVEN GOLD 20'S	PKT	50.00	50.00	50.00	50.00	55.67	50.00	48.00
BETEL LEAVES	50GM.	70.00	70.00	80.00	70.00	68.33	67.50	80.00
BETEL NUTS	KG.	400.00	450.00	550.00	700.00	388.33	380.00	440.00
LONG CLOTH 57" GUL AHMED/AL-KARAM	METER	170.00	135.00	237.50	375.00	250.00	250.00	325.00
SHIRTING AV.QLTY.	METER	150.00	175.00	127.50	450.00	210.00	210.00	225.00
PANT CLOTH W & WEAR AV.QLTY	METER	312.50	300.00	531.25	600.00	365.00	345.00	350.00
LAWN PRINTED GUL AHMED/AL-KARAM	METER	197.50	177.50	240.00	425.00	380.00	360.00	362.50
GEORGETTE AV.QLTY	METER	150.00	130.00	160.00	425.00	108.00	125.00	125.00
LINEN AV.QLTY ***	METER	100.00	140.00	145.00	300.00	250.00	225.00	137.50
HEAVY WT SUITING LAWERNCPUR AVG QLTY	METER	1050.00	900.00	1450.00	2300.00	1200.00	1200.00	1900.00
HEAVY WT SUITING LAWERNCPUR SUP QLTY	METER	2350.00	1200.00	1700.00	2600.00	2400.00	1950.00	1950.00
TROPICAL SUITING LAW.PUR	METER	925.00	800.00	1400.00	2300.00	1200.00	1200.00	1200.00
PANT BOY 24"/26" LENGTH.	EACH	700.00	400.00	600.00	650.00	425.00	425.00	550.00
SHIRT BOY 24"/26" LENGTH	EACH	425.00	350.00	400.00	550.00	375.00	375.00	500.00
SCHOOL UNI. PANT,SHIRT BOYS	SUIT	1000.00	675.00	700.00	800.00	610.00	565.00	650.00
SCHOOL UNI. KAMEEZ,SHAL.BOYS	SUIT	1000.00	675.00	700.00	900.00	538.33	725.00	750.00
SCHOOL UNI. KAMEEZ,SHAL.GIRL	SUIT	900.00	675.00	800.00	900.00	532.50	675.00	850.00
FROCK W/WEAR GIRLS	EACH	875.00	700.00	775.00	2000.00	1883.33	2150.00	1100.00
AWAMI-SUIT W & W(BOY) 24"/26	SUIT	1050.00	1450.00	600.00	1500.00	815.00	875.00	1100.00
AWAMI-SUIT W&W (GENTS)AV.QLTY	SUIT	1050.00	1250.00	837.50	1800.00	1055.00	1425.00	1600.00
PULLOVER GENTS OXFORD/BON.	EACH	3050.00	3300.00	3500.00	3480.00	3450.00	3780.00	2900.00
PULLOVER LADIES OXFORD/BON.	EACH	2850.00	3300.00	3450.00	2650.00	3250.00	2880.00	2900.00
PULLOVER (GENTS) OTHERS A.QLTY	EACH	600.00	700.00	800.00	1000.00	1012.50	1050.00	750.00
SECOND-HAND COAT FOR MEN	EACH	500.00	500.00	537.50	650.00	475.00	275.00	200.00
SECONDHAND SWEETER FOR MEN DUP QLTY	EACH	525.00	350.00	325.00	300.00	275.00	175.00	50.00
SECONDHAND WINTER JACKET	EACH	600.00	400.00	550.00	700.00	375.00	325.00	150.00
UNDERWEAR AV.QLTY MEDIUM SIZE	EACH	150.00	100.00	90.00	170.00	165.00	165.00	130.00
VEST FOR MEN AV.QLTY.	EACH	105.00	100.00	122.50	190.00	151.67	155.00	110.00
VEST/SHAMEEZ (WOMEN) AVG. QLTY	EACH	130.00	125.00	150.00	400.00	158.00	145.00	155.00
SOCKS NYLON (PAKISTANI)	PAIR	90.00	65.00	65.00	130.00	96.67	95.00	90.00
BRASSIER AV.QLTY.	EACH	127.50	200.00	275.00	500.00	149.17	110.00	135.00
BRASSIER SUP QLTY	EACH	350.00	475.00	425.00	900.00	336.67	235.00	350.00
DOPATTA GEORGETTE AV.QLTY.	EACH	235.00	400.00	231.25	450.00	226.67	275.00	325.00
DOPATTA COTTON AV GLTY	EACH	180.00	300.00	183.75	250.00	210.00	250.00	275.00
CHADDAR (W/WEAR) (2x2.5 MTR)	EACH	312.50	500.00	450.00	550.00	375.00	475.00	450.00
LUNGI/DHOTI(COTTON) AVG. QLTY	EACH	250.00	350.00	300.00	350.00	245.00	290.00	375.00
HANDKERCHIEF AVG. QLTY PAK	EACH	50.00	35.00	40.00	40.00	48.33	55.00	50.00
HANDKERCHIEF SUP. QLTY PAK	EACH	70.00	50.00	55.00	60.00	67.50	72.50	72.50
GLOVES AV QLTY	PAIR	100.00	200.00	125.00	120.00	105.00	110.00	160.00
AZARBAND COTTON AVG. QLTY	EACH	25.00	10.00	17.50	15.00	13.00	13.50	20.00
SEWING THREAD/REEL(ASLI PARI)	EACH	6.00	5.00	5.50	7.00	7.00	10.00	6.00
WASHING CHARGES PAINT & SHIRT	SUIT	150.00	150.00	75.00	120.00	131.00	140.00	80.00
DRY CLEANING SUIT COAT PANT	SUIT	450.00	400.00	375.00	400.00	375.00	375.00	300.00
WASHING CH. (KAMIZ-SHALWAR)	PAIR	120.00	100.00	65.00	90.00	91.00	100.00	70.00
TAILORING SHIRT	EACH	375.00	300.00	450.00	400.00	420.00	350.00	325.00
TAILORING CHARGES PANT (MEN)	EACH	600.00	625.00	700.00	650.00	545.00	475.00	800.00
TAILORING COAT-PANT SUIT	SUIT	3200.00	3250.00	4500.00	4500.00	4016.67	3450.00	3750.00
TAILORING AWAMI-SUIT (MALE)	SUIT	600.00	500.00	750.00	600.00	725.00	500.00	600.00
TAILORING SUIT FEMALE	SUIT	500.00	500.00	475.00	600.00	460.00	350.00	500.00
GENTS SHOES PAUL BATA	PAIR	1199.00	1199.00	1199.00	1199.00	1199.00	1199.00	1199.00
GENTS SANDAL BATA	PAIR	699.00	699.00	699.00	699.00	699.00	699.00	699.00
GENTS SPOUNG CHAPPAL BATA	PAIR	199.00	199.00	199.00	199.00	199.00	199.00	199.00
LADIES SANDAL BATA	PAIR	499.00	499.00	499.00	499.00	499.00	499.00	499.00
LADIES SPOUNG CHAPPAL BATA	PAIR	179.00	179.00	179.00	179.00	179.00	179.00	179.00
CHILD SHOE POWER LITE BATA	PAIR	599.00	599.00	599.00	599.00	599.00	599.00	599.00
GENTS SHOE, ART 1109 SERVICE	PAIR	999.00	999.00	999.00	999.00	999.00	999.00	999.00
NYLON JOGGER 27 SIZE 2-5 ***	PAIR	1299.00	1299.00	1299.00	1299.00	1299.00	1299.00	0.00
CHINA FOOT WEAR AV. QLTY (MALE) *	PAIR	700.00	475.00	525.00	1000.00	516.67	525.00	450.00
CHINA FOOT WEAR AV. QLTY (FEMALE) *	PAIR	550.00	325.00	325.00	900.00	325.00	325.00	325.00

Contd.

7.11 Intercity Consumer Prices December, 2017

Description	Unit	Wazirabad	Sialkot	Faisalabad	Jhang	Multan	Muzaffargarh	D.G. Khan
CHINA FOOT WEAR AV. QLTY (CHILDREN) *	PAIR	500.00	325.00	275.00	500.00	275.00	225.00	275.00
SHOE REPAIR HALF SOLE	PAIR	150.00	60.00	150.00	125.00	126.67	72.50	75.00
SHOES POLISH CHARGES AVERAGE SHOP	PAIR	15.00	10.00	20.00	30.00	18.33	17.50	20.00
HOUSE RENT (combined)	MONTH	3447.66	7164.96	7298.15	4704.48	7233.85	5196.19	4484.09
rent 2	pm	3447.66	7164.96	7298.15	4704.48	7233.85	5196.19	4484.09
RENT3	PM	3447.66	7164.96	7298.15	4704.48	7233.85	5196.19	4484.09
RENT4	PM	3447.66	7164.96	7298.15	4704.48	7233.85	5196.19	4484.09
RENT5	PM	3447.66	7164.96	7298.15	4704.48	7233.85	5196.19	4484.09
RENT6	PM	3447.66	7164.96	7298.15	4704.48	7233.85	5196.19	4484.09
SYNTHETIC ENEMAL ROBIALAC BALTI 3.64 LTR.	EACH	1700.00	2093.00	1840.00	2300.00	2483.00	2483.00	1823.00
SYNTHETIC ENEMAL ICI BALTI 3.64 LTR.	EACH	2138.00	2080.00	2000.00	2300.00	2414.00	2414.00	2414.00
CEMENT (LOCAL) SPECIFY BRAND NAME	BAG	515.00	520.00	537.00	545.00	525.00	517.50	530.00
BRICKS (NEW) IST CLASS	P/1000	8000.00	8000.00	8000.00	7200.00	7000.00	6250.00	5600.00
CEMENT BLOCKS (6"x8"x12")	P/100	0.00	0.00	0.00	6000.00	0.00	0.00	0.00
BAJREE	100CFT	5500.00	6000.00	6500.00	4200.00	5040.00	3600.00	2600.00
SAND (BLACK PIT SAND)	K100CFT	2200.00	3500.00	4500.00	2000.00	2000.00	1800.00	1800.00
TIMBER SHESHAM LOG IST QUALITY	cubmt.	52111.00	63000.00	63558.00	45909.00	86500.00	70620.00	52900.00
IRON BAR (M.S. BAR) 1/2"	P/TON	77000.00	62000.00	80000.00	75000.00	78000.00	75500.00	78000.00
CARPENTER WAGE RATE	P/DAY	800.00	825.00	600.00	900.00	1050.00	1000.00	950.00
MASON (RAJ) WAGE RATE	P/DAY	1000.00	1050.00	1200.00	1000.00	1000.00	900.00	950.00
UNSKILLED LABOUR WAGE RATE	P/DAY	600.00	650.00	600.00	500.00	575.00	500.00	500.00
PLUMBER WAGE RSTE	P/DAY	800.00	700.00	625.00	900.00	1050.00	1000.00	950.00
ELECTICIAN WAGE RATE PER DAY	P/DAY	750.00	0.00	0.00	900.00	0.00	0.00	0.00
ELECTICIAN WAGE RATE PER POINT **	P/PNT	150.00	137.50	115.00	150.00	100.00	90.00	85.00
WATER CHARGES PER HOUSE	P/MONTH	70.00	100.00	128.75	70.00	100.00	0.00	75.00
ELECT.CHARGES UPTO 50 UNITS	P/UNIT	2.00	2.00	2.00	2.00	2.00	2.00	2.00
ELECT.CHARGES 01 - 100 UNIT	P/UNIT	6.18	6.18	6.18	6.18	6.18	6.18	6.18
ELECT.CHARGES 101 - 300 UNIT	P/UNIT	9.54	9.54	9.54	9.54	9.54	9.54	9.54
ELECT.CHARGES 301 - 1000 UNIT	P/UNIT	16.39	16.39	16.39	16.39	16.39	16.39	16.39
ELECT.CHARGES ABOVE 1000 UNIT	P/UNIT	18.39	18.39	18.39	18.39	18.39	18.39	18.39
ELEC	PM	10.50	10.50	10.50	10.50	10.50	10.50	10.50
GAS CHRGR upto 3.3719 MMBTU	MMBTU	128.70	128.70	128.70	128.70	128.70	128.70	128.70
GAS CHRGR 3.3719 - 6.7438 MMBTU	MMBTU	257.40	257.40	257.40	257.40	257.40	257.40	257.40
GAS CHRGR 6.7438 - 10.1157 MMBTU	MMBTU	257.40	257.40	257.40	257.40	257.40	257.40	257.40
GAS CHRGR10.1157 - 13.4876 MMBTU	MMBTU	702.00	702.00	702.00	702.00	702.00	702.00	702.00
GAS	PM	702.00	702.00	702.00	702.00	702.00	702.00	702.00
GAS	PM	409.50	409.50	409.50	409.50	409.50	409.50	409.50
KEROSENE OIL	LTR	100.00	100.00	82.00	90.00	85.00	95.00	100.00
FIREWOOD WHOLE	40 KG.	700.00	700.00	600.00	500.00	690.00	655.00	500.00
CHAIR SHESHAM WOOD WITH ARMS **	EACH	2200.00	1950.00	1750.00	2000.00	2200.00	1750.00	1700.00
CHAIR PLASTIC (CHAIRMAN) AVERAGE QUALITY	EACH	800.00	600.00	775.00	850.00	675.00	650.00	575.00
TABLE SHESHAM WOOD (4X2X5") ***	EACH	10000.00	6500.00	5000.00	4500.00	4800.00	4750.00	3250.00
SOFASET WOODEN WITH FOAM SEAT **	SET	20000.00	13500.00	18000.00	18000.00	16250.00	13500.00	17000.00
COT IRON (WITH NIWAR)AV.QLTY.	EACH	2000.00	2000.00	2750.00	2100.00	2012.50	1850.00	1700.00
ALMIRAH (STEEL) 6'X3' 20 GUAGE	EACH	9000.00	8650.00	12000.00	8500.00	7500.00	7400.00	9000.00
DINNING TABLE 6 CHAIRS A.QLTY	SET	24000.00	27500.00	19000.00	30000.00	19700.00	19000.00	24500.00
SINGLE BED WITHOUT FOAM MED.	EACH	9000.00	5500.00	8500.00	8000.00	6125.00	4900.00	5250.00
MATRESS SINGLE(4"THICK)	EACH	5200.00	3900.00	5000.00	5796.00	6300.00	6300.00	6700.00
FARSHI DARI 12'X9' AV.QLTY	EACH	975.00	975.00	1125.00	2500.00	1200.00	1300.00	1100.00
DARI COTTON (6'x2 1/2") AV.QL	EACH	450.00	400.00	550.00	500.00	450.00	600.00	450.00
CARPET PLAIN AV. QLTY	SQFT.	41.00	35.00	57.50	35.00	25.00	25.00	25.00
QUILT (LIHAF) 3 KG. COTTON	EACH	1050.00	775.00	1200.00	1300.00	1081.25	900.00	650.00
BLANKET (90" x 54")	EACH	3000.00	3500.00	4750.00	4200.00	3750.00	3750.00	2650.00
BEDSHEET SINGLE BED SUP.QLTY	EACH	375.00	425.00	850.00	700.00	633.33	525.00	650.00
BED SHEET DOUBLE WITH TWO PILLOW COVERS SUP QLTY	SET	800.00	1100.00	1662.50	1800.00	1258.33	1150.00	1100.00
TOWEL(3'x2') AV. QALTY	EACH	175.00	150.00	250.00	300.00	242.00	245.00	200.00
CEILING FAN 48" SUPER QLTY **	EACH	2400.00	2400.00	2900.00	3105.00	3795.00	3695.00	3695.00
PEDESTAL FAN 22" SUPER QLTY	EACH	4000.00	3300.00	4500.00	5000.00	6010.00	5540.00	4950.00
REFG. DAWLENCE 10 CFT. D.DOOR	EACH	31000.00	36200.00	29000.00	30500.00	31200.00	31200.00	31100.00
D-FREEZER WAVES 8 CFT.	EACH	31000.00	29400.00	29000.00	31500.00	30400.00	30400.00	31000.00
AIRCONDITIONER 1.5 TON PEL	EACH	40000.00	44000.00	42000.00	41500.00	40000.00	40000.00	42000.00
SPLIT AIR CONDITIONER 1.5 TON (SPECIFY BRAND NAME)	EACH	43000.00	41000.00	39000.00	47000.00	50990.00	50990.00	49000.00
AIRCOOLER SUPER ASIA	EACH	12000.00	13000.00	12000.00	11500.00	14000.00	14000.00	14500.00

Contd.

7.11 Intercity Consumer Prices December, 2017

Description	Unit	Wazirabad	Sialkot	Faisalabad	Jhang	Multan	Muzaffargarh	D.G. Khan
WASHING MACHINE SINGER	EACH	15600.00	15600.00	17000.00	17000.00	17000.00	17000.00	17000.00
SEWING MACHINE(SINGER)	EACH	5860.00	6095.00	7400.00	7105.00	7400.00	7400.00	7400.00
GIZER LARGE SIZE 30 GALLON CAPACITY SUP QLTY	EACH	19400.00	13750.00	19500.00	22900.00	22900.00	22900.00	22900.00
GAS BURNER DOUBLE SPFY.BRAND	EACH	1350.00	1300.00	1550.00	2000.00	1583.33	1700.00	1300.00
ELECT. IRON PHILIPS MDL.1120	EACH	2200.00	1450.00	2000.00	2000.00	2200.00	1600.00	2100.00
ELECTRIC JUICER FOR APPLE	EACH	4500.00	6000.00	5750.00	7800.00	8400.00	8400.00	4500.00
S.STEEL DEGHCHI MEDIUM SIZE ***	EACH	600.00	430.00	575.00	550.00	767.50	400.00	350.00
ALUMINIUM COOKING PAN (DEGCHI) MED SIZE	EACH	525.00	460.00	550.00	1350.00	296.25	285.00	350.00
NON STICK COOKING PAN (DEGCHI) SUP. QLTY	EACH	1500.00	675.00	1100.00	1250.00	767.86	650.00	800.00
FRYING PAN STEEL AVG. QLTY MED. SIZE	EACH	500.00	400.00	325.00	550.00	295.00	195.00	375.00
TAWA IORN (MEDIUM SIZE) AVG. QLTY	EACH	300.00	300.00	275.00	338.00	210.00	210.00	200.00
S.STEEL PLATE A.QLTY.(M.SIZE)	EACH	82.50	67.50	60.00	90.00	75.00	60.00	60.00
TABLE SPOON S.STEEL SUP.QLTY.	DOZEN	350.00	305.00	375.00	400.00	275.83	255.00	350.00
WATER SET JUG+6 GLASSES (OMROC)	SET	380.00	1000.00	725.00	450.00	487.50	525.00	400.00
TEA SET PAK. CHINAWARE 21 PCS.	SET	1600.00	2000.00	2300.00	2150.00	2112.50	2150.00	2000.00
DINNER SET PLASTIC 72 PIECES SUPERIOR QLTY	SET	5500.00	3000.00	8250.00	6400.00	4675.00	4750.00	6000.00
HOTPOT SET PLASTIC 3 PCS.	SET	1000.00	1000.00	1212.50	1550.00	1275.00	1050.00	1600.00
BUCKET(BALTI) PLASTIC MED.SIZ	EACH	250.00	250.00	325.00	325.00	290.00	255.00	400.00
LOTA PLASTIC (MED SIZE) AVERAGE QUALITY	EACH	50.00	50.00	45.00	60.00	52.50	55.00	65.00
PRESURE COOKER 4 LTR.	EACH	1750.00	1200.00	1600.00	1650.00	1650.00	1650.00	1450.00
WATER COOLER 9/10 LTR.PLASTIC ***	EACH	612.50	600.00	675.00	950.00	565.00	575.00	750.00
THERMOS STARVAC 1 LTR	EACH	600.00	800.00	650.00	650.00	500.00	500.00	650.00
BULB PHILIPS 100-WATTS	EACH	30.00	30.00	25.00	30.00	30.00	30.00	30.00
TUBE LIGHT PHILIPS 40 WATTS	EACH	100.00	100.00	97.50	95.00	100.00	100.00	100.00
ELECTRIC BLUBS "0" WATTE LOCAL	EACH	20.00	20.00	20.00	20.00	20.00	20.00	20.00
ELECTRIC BLUB ENERGY SAVER 14 WATTS	EACH	155.00	155.00	162.50	150.00	165.00	165.00	165.00
WASHING SOAP 250 GMS SPECIFY BRAND NAME	EACH	40.00	20.00	25.00	40.00	22.00	20.00	25.00
SURF EXCEL 400 GMS POLY BAG	EACH	130.00	125.00	130.00	130.00	130.00	130.00	125.00
WASHING POWDER 1000 GRM	EACH	160.00	185.00	155.00	155.00	160.00	160.00	160.00
WASHING POWDER (WHEEL/ BONUS) 100 GRAMS	EACH	90.00	95.00	92.50	90.00	90.00	90.00	90.00
CLEANSER POWDER VIM 1000 GM	PKT.	83.33	70.00	80.00	75.00	83.33	83.33	75.00
FINIS 500 ML	BOTTLE	193.75	218.75	208.00	250.00	200.00	237.50	195.00
PHNYLE TYPHONE/FINIS/CARRANITE 3 LITRES	BOTTLE	150.00	120.00	150.00	180.00	165.00	165.00	160.00
HARPIC	BOTTLE	160.00	145.00	160.00	155.00	155.00	155.00	155.00
BOOT POLISH CHERRY/KIWI 50ML	EACH	136.90	100.00	115.00	115.00	136.90	136.90	115.00
ROBIN BLUE (35 GRAMS)	PKT.	55.00	55.00	60.00	55.00	60.00	60.00	60.00
TISSU PAPER PERFUMED 100 PCS.	PKT	115.00	100.00	110.00	105.00	115.00	115.00	115.00
TOILET PAPER ROLL (R.PETEL)	P/ROLL	40.00	40.00	45.00	40.00	45.00	45.00	45.00
BOOT POLISH LIQUID CHEERY BLOSSOM KIWI 75 ML	BOTTLE	160.00	125.00	160.00	135.00	160.00	160.00	160.00
MATCH BOX SMALL	EACH	2.00	2.00	2.50	2.00	2.00	2.00	3.00
DRY CELL 1.5 VOLT(LOCAL)	EACH	20.00	15.00	25.00	25.00	25.00	25.00	25.00
HAND STITCHING NEEDLE M.SIZE	PACKET	5.00	10.00	9.00	10.00	10.00	10.00	10.00
SEWING MACHINE NEEDLE (SINGER)	EACH	6.00	8.00	7.00	11.00	8.60	8.60	5.00
HOUSEHOLD SERVANT FEMALE P/T	P/MNTH	1500.00	1100.00	2250.00	3000.00	1500.00	1200.00	1750.00
MARRIAGE HALL WITH FURNITURE	P/HEAD	105.00	90.00	145.00	150.00	96.67	72.50	110.00
SEPTRAN TABLETS	10TAB.	20.00	19.30	20.00	18.10	19.30	19.30	19.30
BRUFEN TABS 200-MG.	10TAB.	10.00	10.00	10.00	8.90	8.90	8.90	8.90
PANADOL TAB. EXTRA/PLAIN	10TAB.	12.00	12.00	12.00	12.00	12.00	12.00	12.00
DISPRIN TAB.	10TAB.	12.40	12.40	12.50	12.90	12.86	12.86	12.85
TRISIL TAB.	10 TAB	10.00	10.00	10.00	10.00	11.11	11.11	10.00
FLAGYL TAB. 200 MG.	10TAB.	10.00	10.00	10.00	10.00	10.00	10.00	10.00
VENTOLIN TAB. 2MG.	10TAB.	10.00	10.00	10.00	9.90	9.90	9.90	9.90
DAONIL TAB. 5 MG.	10TAB.	17.00	17.00	17.00	16.80	16.83	16.83	17.00
ENTOX TAB.	10TAB.	15.00	10.00	16.00	15.00	15.00	15.00	15.00
RENITEC TAB. 5 MG.	10TAB.	58.50	58.50	58.50	58.80	58.50	58.50	58.50
CAC. 1000 TAB	BOTTLE	124.44	122.00	124.00	124.35	124.44	124.44	124.44
AMOXIL CAPSOLE 250 MG.S	10CAP.	35.00	36.00	36.00	35.70	35.70	35.70	35.70
CALCIUM SYRUP SANDOZ	BOTTLE	64.00	64.00	64.00	64.00	64.00	64.00	64.00
LEDERPLEX SYRUP	BOTTLE	52.74	52.70	39.00	52.75	52.74	52.74	51.00
SANCOS SYRUP (50 ML.)	BOTTLE	30.00	30.00	30.00	30.00	30.00	30.00	30.00
PHENERGAN SYRUP 120 ML.	BOTTLE	34.50	33.00	34.00	33.00	33.00	33.00	33.00
CALPOL SYRUP 60 ML.	BOTTLE	28.00	28.00	28.00	28.00	28.39	28.39	28.00
HYDRYLLIN SYRUP 120 ML.	BOTTLE	69.00	69.00	69.00	69.00	69.00	69.00	69.00

Contd.

7.11 Intercity Consumer Prices December, 2017

Description	Unit	Wazirabad	Sialkot	Faisalabad	Jhang	Multan	Muzaffargarh	D.G. Khan
POLYFAX EYE OINTMENT	TUBE	21.00	21.00	21.00	21.00	21.00	21.00	21.00
BETNESOL EYE DROPS	BOTTLE	33.89	33.89	33.00	33.89	33.89	33.89	33.89
EAR DROPS (CARDISPORINE) ***	BOTTLE	21.00	21.00	25.00	25.00	21.00	21.00	23.33
BETNOVATE-N OINTMENT 5 GMS	TUBE	16.67	16.00	16.00	16.00	16.68	16.68	16.00
BURNOL CREAM 30 GRM	TUBE	55.42	55.42	55.42	55.42	55.42	55.42	55.42
VICKS VAPORUB/BALM	BOTTLE	36.00	36.00	36.00	36.00	36.00	36.00	36.00
GLYCRINE SMALL BOTTLE	BOTTLE	17.00	35.00	24.00	30.00	20.00	20.00	20.00
JOUHAR JOSHANDA	PKT.	10.00	8.00	10.00	10.00	10.00	10.00	10.00
GALXOS-D (450 GRMS)	PKT.	157.50	157.50	140.00	157.50	157.50	157.50	157.50
GRIPE-WATER WOODWARDS	BOTTLE	55.00	55.00	60.00	60.00	60.00	60.00	60.00
SANIPLAST ONE PUTTY	EACH	2.00	1.40	2.00	2.00	1.45	1.45	1.40
O.R.S. (NIMCOL)	PKT.	18.00	15.00	18.00	18.00	18.00	18.00	17.00
DETTOL (MEDIUM)	BOTTLE	65.00	65.00	50.00	80.00	80.00	80.00	80.00
COTTON BANDAGE 2" - 4"	EACH	7.00	10.00	8.50	7.50	10.00	10.00	7.00
THERMOMETER CHINA	EACH	35.00	40.00	46.25	40.00	55.83	57.50	50.00
DOCTOR (MBBS) CLINIC FEE	P/PAT.	100.00	100.00	250.00	300.00	100.00	100.00	200.00
URINE TEST (DR) CHARGES	P/TEST	100.00	150.00	150.00	60.00	100.00	55.00	100.00
BLOOD TEST (CP) CHARGES	P/TEST	300.00	350.00	387.50	200.00	290.00	225.00	350.00
SUGAR TEST (RANDOM/FASTING BOTH) CHARGES	P/TEST	200.00	200.00	200.00	100.00	130.00	100.00	140.00
ECG CHARGES	P/TEST	200.00	150.00	200.00	200.00	312.50	125.00	300.00
X-RAY (CHEST) CHARGES	P/X-RAY	300.00	200.00	500.00	500.00	250.00	200.00	350.00
CAR SUZUKI 800 CC (W/O. A/C)	EACH	0.00	660000.00	679000.00	742000.00	689000.00	0.00	689000.00
CAR SUZUKI 1000 CC	EACH	0.00	1124000.00	1092800.00	1275000.00	1275000.00	0.00	1194000.00
CAR TOYOTA 1300 CC	EACH	0.00	1661500.00	1782000.00	1912000.00	1822000.00	0.00	4874250.00
CAR HONDA CIVIC	EACH	0.00	2580500.00	0.00	0.00	2510000.00	0.00	0.00
MOTORCYCLE HONDA CD-70.	EACH	63500.00	63500.00	63500.00	63500.00	63500.00	63500.00	63500.00
MOTORCYCLE YAMAHA 100CC.	EACH	79300.00	79300.00	79300.00	79300.00	80000.00	80000.00	79300.00
MOTOR CYCLE HERO 70 CC	EACH	42500.00	45000.00	47500.00	44500.00	47500.00	0.00	42000.00
BICYCLE WITH TYRES & TUBES	EACH	7700.00	7200.00	7600.00	8200.00	7500.00	7400.00	7750.00
TYRE CAR WITH TUBE GENERAL	EACH	3000.00	3000.00	3500.00	3000.00	2750.00	2500.00	2800.00
TYRE MOTOR CYCLE WITHOUT TUBE	EACH	1200.00	1120.00	1300.00	950.00	890.00	890.00	900.00
TYRE CYCLE SPECIFY BRAND NAME	EACH	350.00	350.00	425.00	300.00	350.00	360.00	320.00
TYRE CAR W/O TUBE	EACH	2700.00	3000.00	3200.00	3000.00	2750.00	0.00	2800.00
PETROL SUPER	LITRE	77.47	77.47	77.47	77.47	77.47	77.47	77.47
HIGH SPEED DIESEL HSD	LITRE	85.95	85.95	85.95	85.95	85.95	85.95	85.95
CNG	K.G.	67.50	67.50	67.50	67.50	67.50	67.50	67.50
GAS CYLINDER STAND. SIZE	EACH	1320.00	1430.00	1400.00	1250.00	1320.00	1320.00	1200.00
MOTOR CYCLE SERVICE CHARGES	EACH	300.00	175.00	225.00	270.00	235.00	260.00	250.00
CAR SERVICE CHARGES	EACH	250.00	400.00	312.50	300.00	275.00	275.00	225.00
TYRE PUNCTURE CHARGES	EACH	50.00	100.00	70.00	60.00	70.00	65.00	40.00
CYCLE OVERHAULING CHARGES	EACH	200.00	350.00	275.00	500.00	281.00	290.00	275.00
CAR TAX FOR 800CC TO 1300CC	YEARLY	2650.00	2650.00	2650.00	2650.00	2650.00	2650.00	2650.00
TRAIN FARE ECO. 1-100 KM.	P/KM.	0.68	0.68	0.68	0.68	0.68	0.68	0.68
TRAIN FARE ECO. 101-500 KM.	P/KM.	0.98	0.98	0.98	0.98	0.98	0.98	0.98
TRAIN FARE ECO. > 500 KM.	P/KM.	0.89	0.89	0.89	0.89	0.89	0.89	0.89
TRAIN FARE IST SLP. 1-100KM	P/KM.	2.10	2.10	2.10	2.10	2.10	2.10	2.10
TRAIN FARE IST SLP.101-500 KM	P/KM.	2.59	2.59	2.59	2.59	2.59	2.59	2.59
TRAIN FARE IST SLP. > 500 KM	P/KM.	1.99	1.99	1.99	1.99	1.99	1.99	1.99
TRAIN FARE A/C SLP. 1-100KM.	P/KM.	5.76	5.76	5.76	5.76	5.76	5.76	5.76
TRAIN FARE A/C SLP.101-500KM	P/KM.	4.59	4.59	4.59	4.59	4.59	4.59	4.59
TRAIN FARE A/C SLP > 500KM.	P/KM.	4.16	4.16	4.16	4.16	4.16	4.16	4.16
PLATFORM TICKET	EACH	10.00	10.00	10.00	10.00	10.00	10.00	10.00
AUTO RICKSHAW FARES	KM/MIN	50.00	60.00	65.00	50.00	30.00	30.00	50.00
FULL TONGA CHARGES	KM/MIN	60.00	60.00	75.00	100.00	49.38	50.00	56.00
TAXI 4 SEATER FARE	KM/MIN	100.00	100.00	60.00	90.00	100.00	100.00	50.00
BUS FARE MIN (WITHIN CITY)	TICKET	9.00	0.00	9.00	0.00	9.00	0.00	0.00
BUS FARE MAX (WITHIN CIT	TICKET	21.00	0.00	21.00	0.00	21.00	0.00	0.00
BUS FARE OUTSIDE CITY	P/KM.	0.86	0.86	0.86	0.86	0.86	0.86	0.86
A/C BUS FARE OUTSIDE CITY	P/KM.	1.45	1.11	1.74	1.56	1.40	1.40	1.40
MINIBUS FARE MIN.WITH IN CITY	TICKET	10.00	0.00	0.00	0.00	11.00	0.00	0.00
MINIBUS FARE MAX.WITH IN CITY	TICKET	10.00	0.00	0.00	0.00	24.00	0.00	0.00
SUZUKI FARE MIN.WITH IN CITY	TICKET	0.00	15.00	15.00	15.00	11.00	0.00	8.00
SUZUKI FARE MAXIMUM W.IN CITY	TICKET	0.00	20.00	27.50	20.00	21.00	0.00	8.00

Contd.

7.11 Intercity Consumer Prices December, 2017

Description	Unit	Wazirabad	Sialkot	Faisalabad	Jhang	Multan	Muzaffargarh	D.G. Khan
AIR FARE ECONOMY CLASS.	P/KM.	0.00	19.26	19.26	0.00	19.26	0.00	19.26
POSTAL ENVELOPE DOMESTIC	EACH	8.00	8.00	8.00	8.00	8.00	8.00	8.00
ENVELOPE FOR SAUDI ARABIA	EACH	50.00	50.00	60.00	50.00	50.00	50.00	50.00
POSTAL REGISTRATION CHARGES	EACH	38.00	38.00	38.00	38.00	38.00	38.00	38.00
U.M.S. REG CHARGES MIN.	EACH	59.00	59.00	59.00	59.00	59.00	59.00	59.00
T.C.S. CH. MIN.WITH IN ZONE	EACH	150.00	110.00	180.00	180.00	180.00	180.00	180.00
TELEPHONE CHARGES LOCAL CALL	P/CALL	3.94	3.94	3.94	3.94	3.94	3.94	3.94
TEL CHARGES OUT SIDE CITY	P/CALL	3.94	3.94	3.94	3.94	3.94	3.94	3.94
INTERNET CHARGES	P/HOUR	50.00	25.00	22.50	50.00	20.00	22.50	20.00
MOBILE CELL CHARGES	P/UNIT	3.00	3.06	3.00	3.00	3.00	4.00	3.00
FAX CHARGES (LOCAL)	P/PAGE	30.00	10.00	20.00	30.00	20.00	20.00	15.00
TELEPHONE SET AV. QLTY	EACH	575.00	300.00	475.00	1000.00	775.00	475.00	900.00
MOBILE SET NOKIA/SONY/ERICSON/SAMSUNG WITHOUT CAMERA	EACH	4250.00	2600.00	2200.00	3300.00	3406.67	3560.00	2600.00
T.V. 20" COLORED WEGA H-A21.	EACH	18500.00	20000.00	22500.00	12500.00	23500.00	23500.00	23500.00
T.V 20" COLOR CHINA/KORIA)	EACH	7000.00	13500.00	16900.00	5500.00	15500.00	15500.00	14900.00
V.C.P. PANASONIC/LG/NAT	EACH	0.00	5400.00	5750.00	0.00	0.00	0.00	0.00
DVD/VCD PLAYER PANASONIC/LG	EACH	4100.00	4500.00	4500.00	6000.00	4500.00	4200.00	4000.00
RADIO WITH C.PLAYER NATIONAL	EACH	2500.00	2250.00	2175.00	1250.00	3500.00	0.00	3000.00
PERSONNEL COMPUTER (BRANDED)	EACH	37500.00	35000.00	38820.00	47500.00	48200.00	48200.00	35000.00
VID. CASSETTE BLK. TDK/SONY	EACH	0.00	100.00	150.00	100.00	180.00	170.00	150.00
COM. C.D. (TDK/IMATION)	EACH	35.00	40.00	67.50	50.00	60.00	60.00	60.00
TAPE RECORDER CASSETTE BLANK	EACH	35.00	30.00	65.00	60.00	50.00	42.50	40.00
VIDEO GAME SEGA 16 BYTE	EACH	0.00	1250.00	1500.00	1200.00	1300.00	0.00	1600.00
CINEMA A/C. HIGH CLASS	TICKET	0.00	40.00	250.00	0.00	275.00	0.00	0.00
CINEMA NON-A/C HIGH CLASS	TICKET	0.00	40.00	250.00	30.00	150.00	40.00	35.00
CABLE CHARGES	PER MONT	300.00	250.00	300.00	300.00	300.00	275.00	350.00
TV.LICENCE FEE DOMESTIC	YEARLY	420.00	420.00	420.00	420.00	420.00	420.00	420.00
ENGLISH BOOK CLASS V1	EACH	73.00	73.00	73.00	73.00	73.00	73.00	73.00
ENGLISH BOOK CLASS IX OR X	EACH	130.00	130.00	130.00	130.00	130.00	130.00	130.00
ENG. BOOK IST.YR COMPLETE SET	EACH	84.00	84.00	84.00	84.00	84.00	84.00	84.00
ENGLISH BOOK BA/B.SC	EACH	178.00	178.00	178.00	178.00	178.00	178.00	178.00
URDU BOOK CLASS V (T.B.BORD)	EACH	55.00	55.00	55.00	55.00	55.00	55.00	55.00
URDU BOOK CLASS IX(X(T.B.B)	EACH	131.00	131.00	131.00	131.00	131.00	131.00	131.00
URDU BOOK IST.YEAR/INTER	EACH	53.00	53.00	53.00	53.00	53.00	53.00	53.00
URDU BOOK BA/B.SC	EACH	140.00	140.00	140.00	140.00	140.00	140.00	140.00
MATHS BOOK CALSS V (T.B.B)	EACH	78.00	78.00	78.00	78.00	78.00	78.00	78.00
MATHS BOOK CLASS IX OR X	EACH	266.00	266.00	266.00	266.00	266.00	266.00	266.00
MATHS BOOK IST.YEAR (T.B.B)	EACH	156.00	156.00	156.00	156.00	156.00	156.00	156.00
PAKISTAN STUDIES BOOK BA/B.SC	EACH	125.00	125.00	125.00	125.00	125.00	125.00	125.00
DAILY "DAWN"	P/COPY	20.00	19.00	20.00	20.00	20.00	20.00	20.00
DAILY "JANG"	P/COPY	13.00	12.00	13.00	13.00	13.00	13.00	13.00
DAILY "NAWA-E-WAQT"	P/COPY	13.00	12.00	13.00	13.00	13.00	13.00	13.00
WEEKLY "AKHBAR-E-JAHAN"	P/COPY	55.00	55.00	60.00	55.00	60.00	60.00	60.00
WEEKLY "MAG"	P/COPY	45.00	45.00	50.00	50.00	50.00	50.00	50.00
MONTHLY "NAUNEHAL DIGEST"	P/COPY	35.00	35.00	35.00	35.00	35.00	35.00	35.00
PAPER FOOLSCAPE (27"x17")	QUIRE	30.00	30.00	45.00	50.00	37.50	33.75	33.75
EXERCISE.BOOK LINED 80/100 PGS	EACH	40.00	80.00	80.00	70.00	32.50	27.50	30.00
PENCILGOLDFISH/DEER	EACH	7.00	7.00	6.00	7.00	6.50	6.00	7.00
PEN INK DOLLOR 57 ML BOTTLE	EACH	20.00	25.00	20.00	20.00	20.00	20.00	20.00
PHOTOSTATE PAPER 70 GM	PRT	380.00	320.00	345.00	320.00	330.00	330.00	330.00
BALL PEN (local)	EACH	5.00	5.00	5.00	8.00	5.83	6.00	7.00
FOUNTAIN PEN HERO/WINGS/CHINA	EACH	40.00	40.00	50.00	50.00	47.00	50.00	50.00
PRIVATE SCHOOL FEE ENGLISH MEDIUM AVERAGE STANDARD (CLASS I)	P/MONTH	1250.00	1000.00	2100.00	1700.00	2258.33	866.67	1300.00
PRIVATE SCHOOL FEE ENGLISH MEDIUM AVERAGE STANDARD (CLASS V)	P/MONTH	1450.00	1200.00	2200.00	1800.00	2541.67	966.67	1350.00
PRIVATE SCHOOL FEE ENGLISH MEDIUM AVERAGE STANDARD (CLASS VI)	P/MONTH	1650.00	1300.00	2400.00	1800.00	2758.33	1183.33	1400.00
PRIVATE SCHOOL FEE ENGLISH MEDIUM AVERAGE STANDARD (CLASS X)	P/MONTH	1850.00	1500.00	2200.00	2000.00	3016.67	1533.33	2250.00
PRIVATE MEDICLE COLLEGE FEE MBBS (IST YEAR)	P/MONTH	0.00	0.00	53500.00	0.00	45166.67	0.00	0.00
PRIVATE ENGINEERING COLLEGE FEE (ISTR YEAR)	P/MONTH	0.00	0.00	49500.00	0.00	16000.00	0.00	0.00
GOVT. COLLEGE FEE IST. YEAR	MONTH	50.00	50.00	50.00	50.00	50.00	50.00	50.00
GOVT. COLLEGE FEE 4TH. YEAR	MONTH	60.00	60.00	60.00	60.00	60.00	60.00	60.00
GOVT. UNIVERSITY FEE MSC.	MONTH	77.50	0.00	734.00	180.00	1833.33	0.00	833.00
GOVT. MED. COLLEGE FEE MBBS	MONTH	873.00	0.00	1338.00	0.00	1337.50	0.00	1250.00
GOVT. ENGG. COLL. FEE I YEAR	MONTH	1558.00	0.00	5750.00	0.00	3666.66	0.00	0.00

Contd.

7.11 Intercity Consumer Prices December, 2017

Description	Unit	Wazirabad	Sialkot	Faisalabad	Jhang	Multan	Muzaffargarh	D.G. Khan
COACHING FEE FOR CLASS IX/X	P/MONTH	500.00	550.00	1400.00	1200.00	800.00	500.00	500.00
COACHING CHARGES FOR CLASS 1ST YEAR/INTER (SCIENCE)	P/MONTH	1000.00	1900.00	2000.00	2000.00	1200.00	900.00	1500.00
COACHING CHARGES FOR CLASS 1ST YEAR/INTER (COMMERCE)	P/MONTH	1000.00	2400.00	1500.00	2000.00	1133.33	900.00	1000.00
I.T. TUITION FEES	P/MONTH	3900.00	0.00	5800.00	2000.00	3000.00	0.00	2000.00
MBA TUITION FEES	P/MONTH	2000.00	0.00	19000.00	0.00	6907.78	0.00	2000.00
BREAD TANDOORI ST. SIZE	EACH	6.00	7.00	6.00	6.00	6.00	5.50	5.50
COOKED MUTTON (AV. HOTEL)	PLATE	140.00	125.00	190.00	150.00	105.00	135.00	130.00
COOKED BEEF (AV. HOTEL)	PLATE	75.00	60.00	110.00	100.00	80.00	80.00	80.00
COOKED DAL (AV. HOTEL)	PLATE	50.00	40.00	55.00	70.00	40.00	45.00	40.00
CHICKEN BIRYANI FULL/DOUBLE	PLATE	130.00	160.00	150.00	200.00	131.67	100.00	100.00
TEA PREPARED (ORDINARY)	CUP	20.00	20.00	22.50	20.00	20.00	20.00	25.00
HAIRCUT CHARGES FOR MEN	P/CUT	70.00	60.00	70.00	60.00	88.33	75.00	75.00
BEAUTY PORL HAIR STYL CHARGE	P/STY.	300.00	175.00	212.50	300.00	300.00	225.00	275.00
SHAVING CHARGES	PER SHV	40.00	40.00	45.00	30.00	38.33	40.00	45.00
LIPSTICK S.MISS/MEDORA	EACH	120.00	90.00	110.00	120.00	130.00	130.00	130.00
NAIL POLISH S.MISS/MEDORA	EACH	60.00	65.00	105.00	115.00	100.00	100.00	100.00
PERFUME MED.SIZE MEDORA/BROACH	EACH	120.00	180.00	200.00	200.00	120.00	120.00	120.00
HAIR-OIL AMLA/CHAMBELI	BOTTLE	120.00	100.00	120.00	135.00	120.00	120.00	120.00
TOILET SOAP LUX 95 GRAMS	EACH	44.78	38.00	44.00	35.00	36.00	36.00	36.00
TOILET SOAP LIFEBOUY 140 GRM	EACH	51.13	42.00	100.00	47.00	42.00	42.00	42.00
TOILET SOAP SAFEGUARD BATH SIZE	EACH	50.00	50.00	50.00	50.00	50.00	50.00	50.00
TOOTHPASTE MACKLINES 70 GRM	EACH	50.00	50.00	65.00	50.00	50.00	50.00	50.00
TOOTHPAST MED SIZE CLGATE 70 GMS	EACH	63.47	70.00	82.50	75.00	68.00	68.00	68.00
TOOTHBRUSH SHEILD A/PLAUQUE	EACH	50.00	40.00	75.00	60.00	30.00	25.00	35.00
TOOTHPOWDER DENTONIC 90 GRM	EACH	30.00	35.00	33.50	32.00	35.00	35.00	35.00
HAIR-COLOUR BEGIN (6 GMS)	EACH	110.00	100.00	100.00	110.00	110.00	110.00	120.00
HAIR COLOUR (KALAKOLA)	BOTTLE	140.00	120.00	120.00	130.00	130.00	130.00	130.00
FACECREAM PONDS (MEDIUM)	EACH	120.00	105.00	110.00	120.00	120.00	120.00	120.00
TALC POWDER VICE ROAY,B.CAT	EACH	155.00	120.00	155.00	155.00	165.00	165.00	160.00
BLADE TREET ORDINARY 10'S	PKT.	40.00	40.00	30.00	30.00	30.00	30.00	35.00
BLADE 7-O-CLOCK STAIN. 5'S	PKT.	35.00	30.00	32.50	35.00	35.00	35.00	40.00
SHAMPOO SUNSILK/PAINTIN 100 ML	BOTTLE	110.00	110.00	99.00	100.00	110.00	110.00	110.00
BEAUTY CREAM (FAIR & LOVELY)	EACH	200.00	99.00	75.00	200.00	200.00	200.00	130.00
HAIR REMOVING CREAM (EU-CREAM)	TUBE	70.00	65.00	60.00	70.00	65.00	65.00	65.00
GEL MEDIUM SIZE	BOTTLE	80.00	65.00	95.00	125.00	100.00	100.00	155.00
DISPOSABLE RAZOR GILLET-II	EACH	40.00	45.00	40.00	45.00	40.00	40.00	40.00
SHAVING CREAM TOUCH-ME/ADM.	EACH	70.00	60.00	55.00	85.00	70.00	70.00	70.00
GOLD TEZABI 24 CT	10 GM.	45952.00	45950.00	45953.00	54000.00	45780.00	45780.00	45439.00
SILVER TEZABI 24 CT	10 GM.	702.00	708.00	668.00	800.00	677.00	677.00	677.00
ARTIFICIAL JEWELLARY SET	SET	900.00	200.00	575.00	450.00	656.25	575.00	575.00
WRIST WATCH GENTS CITIZEN (ORIGINAL) ***	EACH	2500.00	2400.00	5250.00	5000.00	2500.00	2600.00	2500.00
WRIST WATCH LADIES CITIZEN (ORIGINAL) ***	EACH	2400.00	2400.00	5250.00	5000.00	2500.00	0.00	2500.00
WALL CLOCK QUARTZ AV.QLTY	EACH	500.00	400.00	537.50	1000.00	400.00	325.00	550.00
SUITCASE REXIN (24"x16"x6")	EACH	1400.00	1200.00	1250.00	1500.00	775.00	775.00	1200.00
TRUNK MEDIUM SIZE ***	EACH	1500.00	1500.00	1550.00	1400.00	1191.67	1325.00	1500.00
PURSE LADIES (LEATHER) AVERAGE QUALITY	EACH	900.00	500.00	550.00	1000.00	1266.67	1300.00	550.00

7.11 Intercity Consumer Prices December, 2017

Description	Unit	Vehari	Sargodha	Mianwali	Bahawal- pur	Bahawal- nagar	R.Y. Khan
WHEAT	10 KG.	312.00	325.00	320.00	346.50	317.50	330.00
WHEAT FLOUR FINE/SUPERIOR.	KG.	40.00	40.00	40.00	40.00	39.50	40.00
WHEAT FLOUR AVG. QLTY	KG.	38.00	38.00	38.00	37.50	38.00	39.00
WHEAT FLOUR BAG	10 KG.	375.00	350.00	370.00	380.00	370.00	340.00
MAIDA	KG.	47.50	52.50	50.00	50.00	50.00	50.00
SUJI	KG.	47.50	52.50	50.00	50.00	50.00	50.00
BESAN AV. QLTY.	KG.	145.00	135.00	130.00	135.00	137.50	120.00
RICE BASMATI SUP. QLTY.	KG.	130.00	125.00	140.00	125.00	130.00	140.00
RICE BASMATI 385/386	KG.	67.50	72.50	80.00	95.00	80.00	80.00
RICE BASMATI BROKEN AV.QLTY	KG.	77.50	60.00	80.00	55.00	60.00	80.00
RICE IRRI-6 (SINDH/PUNJAB)	KG.	40.00	60.00	50.00	47.50	50.00	40.00
VERMICELLI	KG.	80.00	75.00	120.00	85.00	80.00	90.00
BREAD PLAIN MEDIUM SIZE	EACH	65.00	45.00	40.00	45.00	40.00	40.00
RUSK (PAPAY)	KG.	200.00	210.00	200.00	220.00	230.00	200.00
BISCUITS-PACKED	PKT	40.00	35.00	40.00	35.00	40.00	35.00
BISCUIT-BAKERY (LOOSE)	250 GM	80.00	80.00	80.00	100.00	80.00	85.00
CORNFLAKS FAUJI 225 GM.	PKT	180.00	220.00	220.00	180.00	180.00	171.00
SAMOSA (VEGATABLE)	EACH	15.00	17.50	20.00	10.00	20.00	17.00
PASTRY AV.QLTY.	EACH	40.00	30.00	30.00	40.00	30.00	35.00
PATTIES (VEGATABLES)	EACH	17.50	30.00	30.00	20.00	25.00	25.00
NIMCO	250 GM	80.00	60.00	80.00	60.00	80.00	80.00
CHIPS	250 GM	65.00	100.00	40.00	70.00	60.00	100.00
BEEF WITH BONE AV.QLTY.	KG	310.00	350.00	320.00	325.00	310.00	270.00
MUTTON AV.QLTY.	KG	625.00	750.00	600.00	625.00	600.00	560.00
CHICKEN FARM BROILER (LIVE)	KG	140.00	150.00	154.00	146.00	145.00	152.00
FISH-RAHU MEDIUM SIZE	KG	295.00	210.00	350.00	290.00	270.00	280.00
MILK FRESH (UNBOILED)	LTR.	70.00	70.00	70.00	67.50	70.00	70.00
CURD	KG.	80.00	90.00	80.00	80.00	80.00	85.00
MILK TETRA PACK 1/2 LTR.	PKT.	70.00	70.00	60.00	65.00	65.00	65.00
LACTOGEN 400 GRAMS	PKT.	450.00	455.00	440.00	460.00	440.00	450.00
POWDER MILK NIDO 400GM.	PKT	399.74	379.50	380.00	379.50	390.00	360.00
MILK POWDER LOOSE/PACKED	KG.	450.00	550.00	450.00	475.00	550.00	480.00
BUTTER LOCAL PACKED	50 GM.	30.00	40.00	50.00	70.00	21.42	30.00
EGGS FARM	DOZ	124.00	140.00	128.00	126.00	132.50	132.00
MUSTARD OIL AV.QLTY.	KG.	165.00	170.00	200.00	170.00	160.00	180.00
COOKING OIL (DALDA)	2.5LTR	475.00	475.00	475.00	475.00	475.00	465.00
COOKING OIL (PAKWAN) OTHER BRAND SPECIFY	2.5 LTR	475.00	470.00	400.00	395.00	450.00	433.00
VEGETABLE GHEE TIN	2.5KG.	455.00	470.00	475.00	470.00	470.00	460.00
VEGETABLE GHEE (LOOSE)	KG.	182.00	135.00	130.00	150.00	140.00	150.00
DATES AV.QLTY.	KG.	190.00	155.00	180.00	155.00	200.00	180.00
PISTACHIO AV.QLTY.	50 GM.	122.50	120.00	120.00	105.00	120.00	120.00
ALMONDS WHOLE AV.QLTY.	KG.	675.00	600.00	500.00	675.00	800.00	600.00
COCONUT DRY AV.QLTY.	KG.	400.00	370.00	400.00	272.50	400.00	360.00
RAISINS AV.QLTY.	50 GM.	22.50	20.00	30.00	23.00	20.00	18.00
GROUNDNUTS (WITH SHELL)	KG.	190.00	260.00	280.00	230.00	200.00	180.00
MALTA/MOSAMBI	DOZ	145.00	90.00	90.00	110.00	160.00	120.00
KINNU	DOZ	60.00	60.00	0.00	110.00	80.00	60.00
APPLE	KG	155.00	100.00	140.00	135.00	145.00	120.00
ALOO BUKHARA	KG	0.00	0.00	0.00	0.00	0.00	0.00
POMEGRANATE (ANNAR)	KG	165.00	190.00	200.00	225.00	200.00	160.00
GRAPES	KG	0.00	0.00	0.00	0.00	0.00	0.00
BANANAS	DOZ	55.00	50.00	60.00	55.00	50.00	60.00
MANGO KALMI	KG	0.00	0.00	0.00	0.00	0.00	0.00
GUAVA	KG	80.00	60.00	70.00	75.00	60.00	50.00
WATERMELON (TURBOOZ)	KG	0.00	0.00	0.00	0.00	0.00	0.00
MUSKMELON (KHARBOOZA)	KG	0.00	0.00	0.00	0.00	0.00	0.00
SWEETMELON (GARMA)	KG	0.00	0.00	0.00	0.00	0.00	0.00
PULSE MASOOR (WHOLE)	KG.	100.00	115.00	140.00	105.00	115.00	90.00
PULSE MASOOR (WASHED)	KG.	105.00	155.00	160.00	110.00	110.00	75.00
PULSE MOONG (WASHED)	KG.	105.00	100.00	90.00	110.00	120.00	90.00
PULSE MASH (WASHED)	KG.	245.00	195.00	160.00	165.00	145.00	160.00
PULSE GRAM	KG.	135.00	105.00	120.00	120.00	112.50	105.00
GRAM WHOLE BLACK AV QLTY.	KG.	120.00	120.00	100.00	110.00	100.00	100.00
GRAM WHOLE YELLOW AV.QLTY	KG.	210.00	175.00	180.00	175.00	200.00	210.00

Contd.

7.11 Intercity Consumer Prices December, 2017

Description	Unit	Vehari	Sargodha	Mianwali	Bahawal- pur	Bahawal- nagar	R.Y. Khan
BEANS (LAL LOBIA)	KG.	165.00	145.00	160.00	157.50	160.00	150.00
POTATOES	KG	45.00	40.00	30.00	45.00	40.00	30.00
ONION	KG	55.00	50.00	65.00	60.00	60.00	50.00
TURNIP	KG	35.00	30.00	30.00	42.50	30.00	40.00
RADISH	KG	22.50	15.00	15.00	30.00	21.25	25.00
TOMATOES	KG	65.00	60.00	80.00	80.00	80.00	80.00
CABBAGE	KG	60.00	60.00	50.00	62.50	60.00	60.00
CAULIFLOWER	KG	55.00	80.00	37.50	65.00	55.00	70.00
BRINJAL	KG	50.00	60.00	40.00	42.50	45.00	35.00
PUMPKIN	KG	0.00	0.00	0.00	0.00	0.00	0.00
BOTTLEGOURD	KG	0.00	0.00	0.00	0.00	0.00	0.00
LADY FINGER	KG	0.00	0.00	0.00	0.00	0.00	0.00
PEAS	KG	120.00	100.00	120.00	125.00	100.00	160.00
SPINACH	KG	15.00	27.50	25.00	27.50	20.00	15.00
TINDA	KG	0.00	0.00	0.00	0.00	0.00	0.00
TURAI	KG	0.00	0.00	0.00	0.00	0.00	0.00
KARAILA	KG	0.00	0.00	0.00	0.00	0.00	0.00
ARVI	KG	0.00	0.00	0.00	0.00	0.00	0.00
CHILLIES GREEN	KG	120.00	120.00	120.00	125.00	120.00	100.00
CARROT	KG	35.00	40.00	40.00	50.00	40.00	40.00
COCUMBER (KHEERA)	KG	45.00	50.00	50.00	50.00	45.00	45.00
LEMON	250GM	22.50	30.00	30.00	22.50	20.00	30.00
SUGAR REFINED	KG.	53.00	52.50	54.00	53.00	54.00	52.00
GUR AV.QLTY	KG.	77.50	80.00	100.00	62.50	70.00	70.00
HONEY LANGANESE 500 GM.	BOTTLE	1090.00	920.00	960.00	1140.00	950.00	800.00
MILO 200 GM.	BOTTLE	280.00	220.00	230.00	240.00	218.18	195.00
CUSTARD POWDER RAFHAN 300 GM.	PKT	80.00	80.00	80.00	80.00	80.00	80.00
TOFFEE (HILAL)	EACH	2.00	2.00	1.00	1.00	2.00	2.00
CHOWKELATE CANDY (SMALL SIZE)	EACH	5.00	5.00	6.00	5.00	5.00	5.00
SWEETMEAT (MIXED)	KG	330.00	280.00	320.00	390.00	280.00	380.00
ICE CREAM WALLS	CUP.	45.00	40.00	45.00	45.00	45.00	45.00
ICE	KG	7.50	10.00	5.00	8.50	10.00	5.00
JAM AHMED/MITCHELLES	BOTTLE	140.00	135.00	130.00	140.00	140.00	130.00
SQUASH-MITCHELLES	BOTTLE	147.50	175.00	160.00	165.00	165.00	165.00
ROOH AFZA	BOTTLE	170.00	180.00	170.00	170.00	170.00	170.00
JAM-E-SHIREEN	BOTTLE	180.00	180.00	180.00	180.00	180.00	180.00
SAUNF	50 GM	17.50	15.00	20.00	22.00	20.00	15.00
CINAMON LOOSE AV. QLTY	50 GM.	22.50	30.00	20.00	20.00	22.50	25.00
CUMINSEED WHITE NATIONAL	50 GM.	70.00	70.00	52.00	70.00	55.00	70.00
PEPPER BLACK NATIONAL	50 GM.	110.00	110.00	100.00	110.00	110.00	110.00
CLOVES LOOSE AV.QLTY	50 GM.	95.00	120.00	100.00	105.00	100.00	80.00
CARDAMOM LARGE LOOSE AV.QLTY	50 GM.	120.00	190.00	120.00	140.00	130.00	140.00
CARDAMOM SMALL AV.QLTY	50 GM.	142.50	110.00	120.00	115.00	120.00	110.00
SALT-POWDERED (LAHORI) LOOSE	KG.	12.00	10.00	10.00	12.00	10.00	10.00
SALT POWDERED (NATIONAL/SHAN)	PKT	25.00	25.00	25.00	25.00	25.00	25.00
CHILLIES POWD.NATIONAL 200GM	PKT	120.00	120.00	105.00	120.00	105.00	120.00
CHILLIES POWDER LOOS	KG.	230.00	280.00	320.00	225.00	240.00	270.00
CORRIANDER SEED POWD.NATIONAL	PKT	116.00	108.00	104.00	104.00	104.00	78.00
CORRIANDER SEED (LOOSE)	KG.	270.00	290.00	280.00	275.00	240.00	200.00
TURMERIC POWD.NATIONAL 50GM	PKT.	56.00	35.00	35.00	35.00	35.00	35.00
CURRY POWD. NATIONAL 200 GM	PKT.	87.00	87.00	87.00	87.00	86.00	86.00
TOMATO KETCHUP AHMED/MITCHL	BOTTLE	105.00	95.00	90.00	95.00	120.00	120.00
PICKLES AHMED/MITCHELLES	BOTTLE	130.00	107.50	110.00	120.00	120.00	120.00
VINEGAR SYNTHETIC (SIRKA)	BOTTLE	85.00	50.00	70.00	85.00	90.00	85.00
GARLIC	KG	140.00	145.00	140.00	165.00	130.00	150.00
GINGER	KG	120.00	145.00	200.00	170.00	120.00	150.00
TAPAL DANEDAR TEA 200GM PACKET	PKT	178.94	183.16	170.00	178.95	178.95	170.00
TEA LIPTON YELLOW LABEL 200GM.	PKT.	178.94	179.00	195.00	179.00	178.95	190.00
TEA LOOSE KENYA AV.QLTY 250GM.	PKT.	170.00	185.00	180.00	162.50	150.00	150.00
COFFEE-NESCAFE 75 GM. **	BOTTLE	350.00	365.00	320.00	330.00	350.00	330.00
COLD DRINK (STANDARD SIZ)	BOTTLE	25.00	25.00	25.00	25.00	25.00	25.00
FRUIT JUICE TETRA PACK	PKT.	20.00	22.50	20.00	15.00	20.00	20.00
MINERAL WATER NESTLE 1.5 LTR	BOTTLE	55.00	50.00	50.00	53.00	50.00	50.00
CIGARETTES K-2 10'S **	PKT	65.00	50.00	0.00	48.00	60.00	50.00

Contd.

7.11 Intercity Consumer Prices December, 2017

Description	Unit	Vehari	Sargodha	Mianwali	Bahawal-pur	Bahawal-nagar	R.Y. Khan
CIGARETTES CAPSTAN 10'S **	PKT	50.00	50.00	50.00	48.00	50.00	50.00
CIGARETTES GOLD LEAF 20'S	PKT	135.00	137.50	135.00	135.00	140.00	140.00
CIGARETTES MORVEN GOLD 20'S	PKT	50.00	50.00	50.00	48.00	50.00	50.00
BETEL LEAVES	50GM.	95.00	85.00	80.00	105.00	70.00	80.00
BETEL NUTS	KG.	800.00	415.00	360.00	355.00	600.00	600.00
LONG CLOTH 57" GUL AHMED/AL-KARAM	METER	210.00	245.00	200.00	180.00	365.00	290.00
SHIRTING AV.QLTY.	METER	200.00	150.00	150.00	115.00	200.00	240.00
PANT CLOTH W & WEAR AV.QLTY	METER	575.00	550.00	400.00	525.00	600.00	500.00
LAWN PRINTED GUL AHMED/AL-KARAM	METER	355.00	360.00	200.00	383.50	380.00	370.00
GEORGETTE AV.QLTY	METER	325.00	135.00	105.00	110.00	250.00	250.00
LINEN AV.QLTY ***	METER	247.50	150.00	140.00	125.00	280.00	260.00
HEAVY WT SUITING LAWERNCPUR AVG QLTY	METER	1200.00	950.00	950.00	1800.00	1500.00	1300.00
HEAVY WT SUITING LAWERNCPUR SUP QLTY	METER	1950.00	1350.00	1200.00	2500.00	2000.00	1600.00
TROPICAL SUITING LAW.PUR	METER	1000.00	1100.00	950.00	1600.00	1400.00	1100.00
PANT BOY 24"/26" LENGTH.	EACH	645.00	450.00	350.00	462.50	650.00	500.00
SHIRT BOY 24"/26" LENGTH	EACH	475.00	325.00	300.00	387.50	490.00	500.00
SCHOOL UNI. PANT,SHIRT BOYS	SUIT	525.00	550.00	600.00	725.00	1000.00	1000.00
SCHOOL UNI. KAMEEZ,SHAL.BOYS	SUIT	500.00	475.00	600.00	725.00	950.00	700.00
SCHOOL UNI. KAMEEZ,SHAL.GIRL	SUIT	525.00	475.00	700.00	687.50	950.00	850.00
FROCK W/WEAR GIRLS	EACH	1200.00	1350.00	1000.00	3450.00	1600.00	1000.00
AWAMI-SUIT W & W(BOY) 24"/26	SUIT	975.00	750.00	1400.00	775.00	1600.00	1550.00
AWAMI-SUIT W&W (GENTS)AV.QLTY	SUIT	1275.00	2275.00	1400.00	1150.00	2000.00	1600.00
PULLOVER GENTS OXFORD/BON.	EACH	3000.00	3430.00	2300.00	3350.00	3690.00	3430.00
PULLOVER LADIES OXFORD/BON.	EACH	3000.00	2450.00	2300.00	2500.00	3430.00	3080.00
PULLOVER (GENTS) OTHERS A.QTY	EACH	790.00	950.00	800.00	1050.00	1600.00	900.00
SECOND-HAND COAT FOR MEN	EACH	237.50	275.00	420.00	1150.00	950.00	550.00
SECONDHAND SWEETER FOR MEN DUP QLTY	EACH	225.00	275.00	150.00	425.00	500.00	180.00
SECONDHAND WINTER JACKET	EACH	375.00	375.00	300.00	650.00	800.00	350.00
UNDERWEAR AV.QLTY MEDIUM SIZE	EACH	87.50	120.00	150.00	110.00	200.00	225.00
VEST FOR MEN AV.QLTY.	EACH	115.00	125.00	170.00	187.50	220.00	230.00
VEST/SHAMEEZ (WOMEN) AVG. QLTY	EACH	137.50	100.00	150.00	175.00	225.00	175.00
SOCKS NYLON (PAKISTANI)	PAIR	77.50	110.00	120.00	115.00	120.00	125.00
BRASSIER AV.QLTY.	EACH	137.50	135.00	200.00	160.00	240.00	245.00
BRASSIER SUP QLTY	EACH	250.00	540.00	600.00	387.50	650.00	650.00
DOPATTA GEORGETTE AV.QLTY.	EACH	425.00	275.00	200.00	337.50	500.00	450.00
DOPATTA COTTON AV QLTY	EACH	245.00	250.00	180.00	350.00	400.00	250.00
CHADDAR (W/WEAR) (2x2.5 MTR)	EACH	575.00	375.00	300.00	425.00	650.00	450.00
LUNGI/DHOTI(COTTON) AVG. QLTY	EACH	300.00	275.00	300.00	287.50	400.00	350.00
HANDKERCHIEF AVG. QLTY PAK	EACH	50.00	40.00	50.00	32.50	60.00	35.00
HANDKERCHIEF SUP. QLTY PAK	EACH	100.00	80.00	60.00	100.00	70.00	60.00
GLOVES AV QLTY	PAIR	95.00	120.00	115.00	115.00	165.00	225.00
AZARBAND COTTON AVG. QLTY	EACH	27.50	17.50	15.00	17.50	15.00	15.00
SEWING THREAD/REEL(ASLI PARI)	EACH	7.00	6.50	6.00	5.00	6.00	6.00
WASHING CHARGES PAINT & SHIRT	SUIT	95.00	180.00	150.00	125.00	70.00	90.00
DRY CLEANING SUIT COAT PANT	SUIT	350.00	425.00	392.50	487.50	400.00	500.00
WASHING CH. (KAMIZ-SHALWAR)	PAIR	85.00	100.00	70.00	100.00	60.00	70.00
TAILORING SHIRT	EACH	400.00	400.00	300.00	525.00	500.00	550.00
TAILORING CHARGES PANT (MEN)	EACH	775.00	850.00	500.00	725.00	900.00	800.00
TAILORING COAT-PANT SUIT	SUIT	6000.00	4000.00	3050.00	7250.00	5000.00	4000.00
TAILORING AWAMI-SUIT (MALE)	SUIT	575.00	600.00	500.00	675.00	800.00	700.00
TAILORING SUIT FEMALE	SUIT	525.00	750.00	300.00	600.00	600.00	600.00
GENTS SHOES PAUL BATA	PAIR	1199.00	1299.00	1199.00	1199.00	1199.00	1199.00
GENTS SANDAL BATA	PAIR	699.00	699.00	699.00	699.00	699.00	699.00
GENTS SPOUNG CHAPPAL BATA	PAIR	199.00	199.00	199.00	199.00	199.00	199.00
LADIES SANDAL BATA	PAIR	499.00	499.00	499.00	499.00	499.00	499.00
LADIES SPOUNG CHAPPAL BATA	PAIR	179.00	179.00	179.00	179.00	179.00	179.00
CHILD SHOE POWER LITE BATA	PAIR	599.00	599.00	599.00	599.00	599.00	599.00
GENTS SHOE, ART 1109 SERVICE	PAIR	999.00	999.00	999.00	999.00	999.00	999.00
NYLON JOGGER 27 SIZE 2-5 ***	PAIR	1299.00	1299.00	1299.00	1299.00	1299.00	1299.00
CHINA FOOT WEAR AV. QLTY (MALE) *	PAIR	675.00	600.00	400.00	1150.00	500.00	500.00
CHINA FOOT WEAR AV. QLTY (FEMALE) *	PAIR	475.00	550.00	400.00	1150.00	400.00	400.00
CHINA FOOT WEAR AV. QLTY (CHILDREN) *	PAIR	387.50	425.00	400.00	875.00	400.00	400.00
SHOE REPAIR HALF SOLE	PAIR	65.00	150.00	80.00	110.00	100.00	100.00
SHOES POLISH CHARGES AVERAGE SHOP	PAIR	20.00	20.00	15.00	20.00	25.00	25.00

Contd.

7.11 Intercity Consumer Prices December, 2017

Description	Unit	Vehari	Sargodha	Mianwali	Bahawal- pur	Bahawal- nagar	R.Y. Khan
HOUSE RENT (combined)	MONTH	6459.20	6648.33	5261.64	8970.73	5093.12	4843.68
rent 2	pm	6459.20	6648.33	5261.64	8970.73	5093.12	4843.68
RENT3	PM	6459.20	6648.33	5261.64	8970.73	5093.12	4843.68
RENT4	PM	6459.20	6648.33	5261.64	8970.73	5093.12	4843.68
RENT5	PM	6459.20	6648.33	5261.64	8970.73	5093.12	4843.68
RENT6	PM	6459.20	6648.33	5261.64	8970.73	5093.12	4843.68
SYNTHETIC ENEMAL ROBIALAC BALTI 3.64 LTR.	EACH	2350.00	2265.00	1700.00	2483.00	2262.00	2361.00
SYNTHETIC ENEMAL ICI BALTI 3.64 LTR.	EACH	2414.00	2350.00	1975.00	2414.00	2191.00	2414.00
CEMENT (LOCAL) SPECIFY BRAND NAME	BAG	517.50	500.00	500.00	527.50	520.00	510.00
BRICKS (NEW) IST CLASS	P/1000	5250.00	7350.00	5800.00	5900.00	4800.00	6500.00
CEMENT BLOCKS (6"x8"x12")	P/100	0.00	0.00	0.00	0.00	0.00	3500.00
BAJREE	100CFT	5750.00	4350.00	3000.00	5500.00	6000.00	6200.00
SAND (BLACK PIT SAND)	K100CFT	1900.00	1650.00	2500.00	2500.00	2000.00	2000.00
TIMBER SHESHAM LOG IST QUALITY	cubmt.	51502.00	63566.00	52000.00	49440.50	56501.00	56494.00
IRON BAR (M.S. BAR) 1/2"	P/TON	84500.00	77500.00	80000.00	81000.00	77500.00	79000.00
CARPENTER WAGE RATE	P/DAY	800.00	1200.00	1200.00	675.00	750.00	900.00
MASON (RAJ) WAGE RATE	P/DAY	800.00	1200.00	1200.00	900.00	800.00	1000.00
UNSKILLED LABOUR WAGE RATE	P/DAY	425.00	700.00	600.00	525.00	425.00	500.00
PLUMBER WAGE RSTE	P/DAY	800.00	1200.00	1200.00	725.00	800.00	900.00
ELECTICIAN WAGE RATE PER DAY **	P/DAY	800.00	1100.00	1200.00	0.00	700.00	0.00
ELECTICIAN WAGE RATE PER POINT **	P/PNT	80.00	135.00	75.00	110.00	100.00	100.00
WATER CHARGES PER HOUSE	P/MONTH	50.00	125.00	100.00	60.00	100.00	70.00
ELECT.CHARGES UPTO 50 UNITS	P/UNIT	2.00	2.00	2.00	2.00	2.00	2.00
ELECT.CHARGES 01 - 100 UNIT	P/UNIT	6.18	6.18	6.18	6.18	6.18	6.18
ELECT.CHARGES 101 - 300 UNIT	P/UNIT	9.54	9.54	9.54	9.54	9.54	9.54
ELECT.CHARGES 301 - 1000 UNIT	P/UNIT	16.39	16.39	16.39	16.39	16.39	16.39
ELECT.CHARGES ABOVE 1000 UNIT	P/UNIT	18.39	18.39	18.39	18.39	18.39	18.39
ELEC	PM	10.50	10.50	10.50	10.50	10.50	10.50
GAS CHRg upto 3.3719 MMBUT	MMBTU	128.70	128.70	0.00	128.70	128.70	128.70
GAS CHRg 3.3719 - 6.7438 MMBUT	MMBTU	257.40	257.40	0.00	257.40	257.40	257.40
GAS CHRg 6.7438 - 10.1157 MMBUT	MMBTU	257.40	257.40	0.00	257.40	257.40	257.40
GAS CHRg10.1157 - 13.4876 MMBUT	MMBTU	702.00	702.00	0.00	702.00	702.00	702.00
GAS	PM	702.00	702.00	0.00	702.00	702.00	702.00
GAS	PM	409.50	409.50	0.00	409.50	409.50	409.50
KEROSENE OIL	LTR	105.00	90.00	95.00	100.00	110.00	90.00
FIREWOOD WHOLE	40 KG.	490.00	550.00	400.00	625.00	600.00	550.00
CHAIR SHESHAM WOOD WITH ARMS **	EACH	2450.00	3500.00	2000.00	2900.00	3425.00	1500.00
CHAIR PLASTIC (CHAIRMAN) AVERAGE QUALITY	EACH	650.00	1100.00	850.00	1450.00	850.00	850.00
TABLE SHESHAM WOOD (4X2X5") ***	EACH	3350.00	4500.00	3600.00	7800.00	13000.00	6000.00
SOFASET WOODEN WITH FOAM SEAT **	SET	17500.00	18000.00	15000.00	30000.00	17500.00	20000.00
COT IRON (WITH NIWAR)AV.QLTY.	EACH	1550.00	2100.00	2000.00	3900.00	2400.00	2500.00
ALMIRAH (STEEL) 6'X3' 20 GUAGE	EACH	14250.00	12750.00	8500.00	14500.00	12000.00	8000.00
DINNING TABLE 6 CHAIRS A.QLTY	SET	30000.00	26500.00	14000.00	33000.00	26000.00	30000.00
SINGLE BED WITHOUT FOAM MED.	EACH	6250.00	6250.00	4000.00	9250.00	7000.00	7000.00
MATRESS SINGLE(4"THICK)	EACH	5600.00	5000.00	4500.00	5700.00	6300.00	6000.00
FARSHI DARI 12'X9' AV.QLTY	EACH	1275.00	1350.00	1500.00	1950.00	1500.00	1350.00
DARI COTTON (6'x2 1/2') AV.QL	EACH	475.00	550.00	725.00	1550.00	1000.00	450.00
CARPET PLAIN AV. QLTY	SQFT.	25.00	37.50	60.00	27.50	44.00	45.00
QUILT (LIHAF) 3 KG. COTTON	EACH	950.00	1750.00	1400.00	1450.00	1350.00	750.00
BLANKET (90" x 54")	EACH	4750.00	5750.00	3500.00	4900.00	4525.00	4000.00
BEDSHEET SINGLE BED SUP.QLTY	EACH	625.00	800.00	600.00	1450.00	750.00	500.00
BED SHEET DOUBLE WITH TWO PILLOW COVERS SUP QLTY	SET	1225.00	1550.00	900.00	2250.00	2500.00	1800.00
TOWEL(3'x2') AV. QALTY	EACH	285.00	210.00	300.00	187.50	500.00	300.00
CELING FAN 48" SUPER QLTY **	EACH	3000.00	3800.00	3350.00	3100.00	3695.00	3600.00
PEDESTAL FAN 22" SUPER QLTY	EACH	4500.00	4850.00	4000.00	4600.00	5160.00	4500.00
REFG. DAWLENCE 10 CFT. D.DOOR	EACH	32500.00	29750.00	28500.00	31200.00	35600.00	31000.00
D-FREEZER WAVES 8 CFT.	EACH	34300.00	31500.00	28500.00	31500.00	31650.00	28500.00
AIRCONDITIONER 1.5 TON PEL	EACH	35000.00	35000.00	41000.00	38500.00	38500.00	41000.00
SPLIT AIR CONDITIONER 1.5 TON (SPECIFY BRAND NAME)	EACH	49900.00	42000.00	41000.00	51700.00	45000.00	45000.00
AIRCOOLER SUPER ASIA	EACH	14800.00	15500.00	10000.00	15300.00	15000.00	11500.00
WASHING MACHINE SINGER	EACH	15600.00	18500.00	15000.00	17000.00	15850.00	17000.00
SEWING MACHINE(SINGER)	EACH	6450.00	7400.00	5210.00	6900.00	6200.00	7400.00
GIZER LARGE SIZE 30 GALLON CAPACITY SUP QLTY	EACH	23000.00	19500.00	14800.00	18700.00	18500.00	17150.00
GAS BURNER DOUBLE SPFY.BRAND	EACH	1650.00	1900.00	1550.00	1750.00	2200.00	2000.00

Contd.

7.11 Intercity Consumer Prices December, 2017

Description	Unit	Vehari	Sargodha	Mianwali	Bahawal- pur	Bahawal- nagar	R.Y. Khan
ELECT. IRON PHILIPS MDL.1120	EACH	2250.00	2500.00	1600.00	1400.00	2000.00	2200.00
ELECTRIC JUICER FOR APPLE	EACH	8750.00	4350.00	6500.00	4800.00	6000.00	4350.00
S.STEEL DEGHCHI MEDIUM SIZE ***	EACH	750.00	475.00	525.00	1150.00	630.00	630.00
ALUMINIUM COOKING PAN (DEGCHI) MED SIZE	EACH	625.00	500.00	500.00	1050.00	1600.00	1550.00
NON STICK COOKING PAN (DEGCHI) SUP. QLTY	EACH	765.00	875.00	800.00	2100.00	1800.00	1700.00
FRYING PAN STEEL AVG. QLTY MED. SIZE	EACH	350.00	310.00	350.00	700.00	600.00	600.00
TAWA IORN (MEDIUM SIZE) AVG. QLTY	EACH	355.00	255.00	350.00	350.00	350.00	250.00
S.STEEL PLATE A.QLTY.(M.SIZE)	EACH	77.50	70.00	90.00	95.00	85.00	80.00
TABLE SPOON S.STEEL SUP.QLTY.	DOZEN	455.00	550.00	300.00	587.50	550.00	360.00
WATER SET JUG+6 GLASSES (OMROC)	SET	600.00	500.00	600.00	675.00	440.00	450.00
TEA SET PAK. CHINAWARE 21 PCS.	SET	2300.00	2400.00	1500.00	2300.00	2100.00	2600.00
DINNER SET PLASTIC 72 PIECES SUPERIOR QLTY	SET	5800.00	6450.00	7000.00	7250.00	8000.00	7400.00
HOTPOT SET PLASTIC 3 PCS.	SET	1525.00	1450.00	1200.00	2050.00	1400.00	1350.00
BUCKET(BALTI) PLASTIC MED.SIZ	EACH	325.00	390.00	300.00	462.50	400.00	250.00
LOTA PLASTIC (MED SIZE) AVERAGE QUALITY	EACH	80.00	50.00	70.00	75.00	80.00	50.00
PRESURE COOKER 4 LTR.	EACH	1675.00	1350.00	1225.00	2100.00	1680.00	1700.00
WATER COOLER 9/10 LTR.PLASTIC ***	EACH	675.00	675.00	800.00	975.00	1000.00	500.00
THERMOS STARVAC 1 LTR	EACH	500.00	475.00	400.00	600.00	550.00	500.00
BULB PHILIPS 100-WATTS	EACH	31.25	30.00	30.00	30.00	30.00	30.00
TUBE LIGHT PHILIPS 40 WATTS	EACH	100.00	100.00	110.00	100.00	100.00	100.00
ELECTRIC BLUBS "0" WATTE LOCAL	EACH	20.00	27.50	20.00	20.00	20.00	20.00
ELECTRIC BLUB ENERGY SAVER 14 WATTS	EACH	165.00	180.00	150.00	175.00	170.00	165.00
WASHING SOAP 250 GMS SPECIFY BRAND NAME	EACH	40.00	40.00	35.00	40.00	40.00	40.00
SURF EXCEL 400 GMS POLY BAG	EACH	130.00	104.00	130.00	104.00	104.00	130.00
WASHING POWDER 1000 GRM	EACH	185.00	160.00	150.00	185.00	185.00	160.00
WASHING POWDER (WHEEL/ BONUS) 100 GRAMS	EACH	90.00	90.00	90.00	90.00	90.00	90.00
CLEANSER POWDER VIM 1000 GM	PKT.	83.33	83.33	75.00	83.33	83.33	83.34
FINIS 500 ML	BOTTLE	160.00	218.75	218.75	237.50	287.50	200.00
PHNYLE TYPHONE/FINIS/CARRANITE 3 LITRES	BOTTLE	145.00	160.00	170.00	165.00	160.00	160.00
HARPIC	BOTTLE	160.00	155.00	150.00	155.00	155.00	155.00
BOOT POLISH CHERRY/KIWI 50ML	EACH	136.90	115.00	115.00	136.90	136.77	115.00
ROBIN BLUE (35 GRAMS)	PKT.	60.00	60.00	55.00	60.00	50.00	55.00
TISSU PAPER PERFUMED 100 PCS.	PKT	110.00	115.00	135.00	115.00	120.00	110.00
TOILET PAPER ROLL (R.PETEL)	P/ROLL	45.00	37.50	40.00	45.00	45.00	45.00
BOOT POLISH LIQUID CHEERY BLOSSOM KIWI 75 ML	BOTTLE	160.00	150.00	160.00	150.00	150.00	160.00
MATCH BOX SMALL	EACH	3.00	2.50	2.00	2.50	2.00	2.00
DRY CELL 1.5 VOLT(LOCAL)	EACH	25.00	25.00	25.00	25.00	35.00	25.00
HAND STITCHING NEEDLE M.SIZE	PACKET	10.00	12.50	9.00	10.00	6.00	6.00
SEWING MACHINE NEEDLE (SINGER)	EACH	7.00	5.00	5.00	5.00	8.50	8.50
HOUSEHOLD SERVANT FEMALE P/T	P/MNTH	1500.00	3750.00	2500.00	2250.00	3000.00	1500.00
MARRIAGE HALL WITH FURNITURE	P/HEAD	125.00	190.00	60.00	95.00	120.00	100.00
SEPTRAN TABLETS	10TAB.	19.30	20.00	19.65	19.30	19.30	19.30
BRUFEN TABS 200-MG.	10TAB.	8.90	10.00	10.00	10.00	10.00	10.00
PANADOL TAB. EXTRA/PLAIN	10TAB.	12.00	12.00	12.00	12.00	12.00	12.00
DISPRIN TAB.	10TAB.	12.90	12.00	12.40	12.85	12.95	12.80
TRISIL TAB.	10 TAB	10.00	10.00	10.00	10.00	10.00	10.00
FLAGYL TAB. 200 MG.	10TAB.	10.00	11.20	10.00	10.00	10.00	10.00
VENTOLIN TAB. 2MG.	10TAB.	9.90	10.00	10.00	10.00	10.00	10.00
DAONIL TAB. 5 MG.	10TAB.	17.00	17.00	17.00	16.92	17.00	16.85
ENTOX TAB.	10TAB.	15.00	15.00	15.00	15.00	15.00	15.00
RENITEC TAB. 5 MG.	10TAB.	58.50	58.50	58.50	58.50	58.50	58.50
CAC. 1000 TAB	BOTTLE	124.44	126.00	124.00	124.48	124.22	124.44
AMOXIL CAPSOLE 250 MG.S	10CAP.	35.70	36.00	35.60	35.60	35.70	35.70
CALCIUM SYRUP SANDOZ	BOTTLE	64.00	64.00	64.00	64.00	64.00	64.00
LEDERPLEX SYRUP	BOTTLE	52.74	52.00	52.74	52.74	52.74	52.74
SANCOS SYRUP (50 ML.)	BOTTLE	30.00	30.00	30.00	30.00	30.00	30.00
PHENERGAN SYRUP 120 ML.	BOTTLE	33.00	33.00	33.00	33.00	33.00	33.00
CALPOL SYRUP 60 ML.	BOTTLE	28.39	28.39	28.00	28.39	28.40	28.00
HYDRYLLIN SYRUP 120 ML.	BOTTLE	69.00	69.00	69.00	69.00	69.00	69.00
POLYFAX EYE OINTMENT	TUBE	21.60	21.00	21.00	21.00	21.60	21.00
BETNESOL EYE DROPS	BOTTLE	33.89	33.89	33.89	33.89	33.89	33.87
EAR DROPS (CARDISPORINE) ***	BOTTLE	21.00	25.00	21.00	21.42	21.42	21.00
BETNOVATE-N OINTMENT 5 GMS	TUBE	16.67	17.00	16.00	16.68	16.00	16.00
BURNOL CREAM 30 GRM	TUBE	55.42	55.42	55.42	55.42	55.42	55.42

Contd.

7.11 Intercity Consumer Prices December, 2017

Description	Unit	Vehari	Sargodha	Mianwali	Bahawal- pur	Bahawal- nagar	R.Y. Khan
VICKS VAPORUB/BALM	BOTTLE	36.00	36.00	36.00	36.00	36.00	36.00
GLYCRINE SMALL BOTTLE	BOTTLE	20.00	20.00	25.00	20.00	25.00	20.00
JOUHAR JOSHANDA	PKT.	10.00	10.00	10.00	10.00	10.00	10.00
GALXOS-D (450 GRMS)	PKT.	157.50	157.50	140.00	157.50	157.50	157.50
GRIPE-WATER WOODWARDS	BOTTLE	60.00	60.00	55.00	60.00	60.00	60.00
SANIPLAST ONE PUTTY	EACH	1.40	2.00	2.00	2.00	1.50	1.50
O.R.S. (NIMCOL)	PKT.	18.00	19.00	17.00	18.00	17.00	18.00
DETTOL (MEDIUM)	BOTTLE	80.00	80.00	80.00	65.00	80.00	65.00
COTTON BANDAGE 2" - 4"	EACH	10.00	5.00	10.00	7.00	10.00	8.00
THERMOMETER CHINA	EACH	50.00	60.00	50.00	50.00	50.00	40.00
DOCTOR (MBBS) CLINIC FEE	P/PAT.	100.00	175.00	300.00	200.00	300.00	300.00
URINE TEST (DR) CHARGES	P/TEST	50.00	50.00	100.00	100.00	50.00	100.00
BLOOD TEST (CP) CHARGES	P/TEST	275.00	350.00	250.00	250.00	150.00	350.00
SUGAR TEST (RANDOM/FASTING BOTH) CHARGES	P/TEST	60.00	100.00	200.00	130.00	100.00	150.00
ECG CHARGES	P/TEST	200.00	225.00	225.00	250.00	200.00	200.00
X-RAY (CHEST) CHARGES	P/X-RAY	300.00	375.00	350.00	375.00	200.00	300.00
CAR SUZUKI 800 CC (W/O. A/C)	EACH	679000.00	679000.00	660000.00	689000.00	690000.00	689000.00
CAR SUZUKI 1000 CC	EACH	1391000.00	1124000.00	1050000.00	1275000.00	1080000.00	1275000.00
CAR TOYOTA 1300 CC	EACH	0.00	1753500.00	1441000.00	1819500.00	0.00	1746500.00
CAR HONDA CIVIC	EACH	0.00	2355500.00	0.00	0.00	2125000.00	2586000.00
MOTORCYCLE HONDA CD-70.	EACH	63500.00	63500.00	63500.00	63500.00	63500.00	63500.00
MOTORCYCLE YAMAHA 100CC.	EACH	79500.00	79500.00	79500.00	80500.00	84500.00	85000.00
MOTOR CYCLE HERO 70 CC	EACH	43000.00	42500.00	0.00	47500.00	50000.00	50000.00
BICYCLE WITH TYRES & TUBES	EACH	7550.00	7900.00	7500.00	7350.00	7800.00	8000.00
TYRE CAR WITH TUBE GENERAL	EACH	3700.00	2700.00	3200.00	3800.00	3000.00	2500.00
TYRE MOTOR CYCLE WITHOUT TUBE	EACH	975.00	850.00	1250.00	1125.00	1225.00	1000.00
TYRE CYCLE SPECIFY BRAND NAME	EACH	390.00	350.00	350.00	350.00	350.00	350.00
TYRE CAR W/O TUBE	EACH	2675.00	3250.00	2800.00	3500.00	3000.00	2500.00
PETROL SUPER	LITRE	77.47	77.47	77.47	77.47	77.47	77.47
HIGH SPEED DIESEL HSD	LITRE	85.95	85.95	85.95	85.95	85.95	85.95
CNG	K.G.	67.50	67.50	0.00	67.50	67.50	71.50
GAS CYLINDER STAND. SIZE	EACH	1250.00	1400.00	1300.00	1320.00	1400.00	1400.00
MOTOR CYCLE SERVICE CHARGES	EACH	175.00	300.00	300.00	385.00	250.00	250.00
CAR SERVICE CHARGES	EACH	275.00	375.00	400.00	375.00	300.00	350.00
TYRE PUNCTURE CHARGES	EACH	60.00	90.00	100.00	70.00	90.00	80.00
CYCLE OVERHAULING CHARGES	EACH	195.00	350.00	350.00	200.00	300.00	150.00
CAR TAX FOR 800CC TO 1300CC	YEARLY	2650.00	2650.00	2650.00	2650.00	2650.00	2650.00
TRAIN FARE ECO. 1-100 KM.	P/KM.	0.68	0.68	0.68	0.68	0.00	0.68
TRAIN FARE ECO. 101-500 KM.	P/KM.	0.98	0.98	0.98	0.98	0.00	0.98
TRAIN FARE ECO. > 500 KM.	P/KM.	0.89	0.89	0.89	0.89	0.00	0.89
TRAIN FARE IST SLP. 1-100KM	P/KM.	2.10	2.10	2.10	2.10	0.00	2.10
TRAIN FARE IST SLP.101-500 KM	P/KM.	2.59	2.59	2.59	2.59	0.00	2.59
TRAIN FARE IST SLP. > 500 KM	P/KM.	1.99	1.99	1.99	1.99	0.00	1.99
TRAIN FARE A/C SLP. 1-100KM.	P/KM.	5.76	5.76	5.76	5.76	0.00	5.76
TRAIN FARE A/C SLP.101-500KM	P/KM.	4.59	4.59	4.59	4.59	0.00	4.59
TRAIN FARE A/C SLP > 500KM.	P/KM.	4.16	4.16	4.16	4.16	0.00	4.16
PLATEFORM TICKET	EACH	10.00	10.00	10.00	10.00	0.00	10.00
AUTO RICKSHAW FARES	KM/MIN	35.00	55.00	60.00	80.00	50.00	40.00
FULL TONGA CHARGES	KM/MIN	0.00	0.00	75.00	70.00	0.00	0.00
TAXI 4 SEATER FARE	KM/MIN	50.00	50.00	50.00	60.00	100.00	90.00
BUS FARE MIN (WITHIN CITY)	TICKET	0.00	9.00	0.00	0.00	0.00	0.00
BUS FARE MAX (WITHIN CIT	TICKET	0.00	21.00	0.00	0.00	0.00	21.00
BUS FARE OUTSIDE CITY	P/KM.	0.86	0.86	0.86	0.86	0.86	0.86
A/C BUS FARE OUTSIDE CITY	P/KM.	1.37	2.00	1.20	1.51	1.00	1.33
MINIBUS FARE MIN.WITH IN CITY	TICKET	0.00	0.00	0.00	0.00	0.00	0.00
MINIBUS FARE MAX.WITH IN CITY	TICKET	0.00	0.00	0.00	0.00	0.00	0.00
SUZUKI FARE MIN.WITH IN CITY	TICKET	0.00	13.75	15.00	12.00	10.00	0.00
SUZUKI FARE MAXIMUM W.IN CITY	TICKET	0.00	15.00	25.00	18.00	25.00	0.00
AIR FARE ECONOMY CLASS.	P/KM.	0.00	19.26	0.00	19.26	0.00	0.00
POSTAL ENVELOPE DOMESTIC	EACH	8.00	8.00	8.00	8.00	8.00	8.00
ENVELOPE FOR SAUDI ARABIA	EACH	60.00	50.00	50.00	50.00	50.00	50.00
POSTAL REGISTRATION CHARGES	EACH	38.00	38.00	38.00	38.00	38.00	38.00
U.M.S. REG CHARGES MIN.	EACH	59.00	59.00	59.00	59.00	59.00	59.00
T.C.S. CH. MIN.WITH IN ZONE	EACH	180.00	160.00	160.00	180.00	180.00	180.00

Contd.

7.11 Intercity Consumer Prices December, 2017

Description	Unit	Vehari	Sargodha	Mianwali	Bahawal- pur	Bahawal- nagar	R.Y. Khan
TELEPHONE CHARGES LOCAL CALL	P/CALL	3.94	3.94	3.94	3.94	3.94	3.94
TEL CHARGES OUT SIDE CITY	P/CALL	3.94	3.94	3.94	3.94	3.94	3.94
INTERNET CHARGES	P/HOUR	50.00	45.00	45.00	50.00	27.50	30.00
MOBILE CELL CHARGES	P/UNIT	3.00	3.00	3.00	4.50	3.06	3.06
FAX CHARGES (LOCAL)	P/PAGE	22.50	20.00	15.00	15.00	20.00	10.00
TELEPHONE SET AV. QLTY	EACH	1275.00	900.00	525.00	1150.00	800.00	650.00
MOBILE SET NOKIA/SONY/ERICSON/SAMSUNG WITHOUT CAMERA	EACH	3000.00	2600.00	3200.00	5200.00	3650.00	3650.00
T.V. 20" COLORED WEGA H-A21.	EACH	19000.00	22000.00	23250.00	23800.00	18000.00	17500.00
T.V 20" COLOR CHINA/KORIA)	EACH	6650.00	6500.00	14250.00	15300.00	13000.00	12000.00
V.C.P. PANASONIC/LG/NAT	EACH	0.00	0.00	6500.00	5500.00	5000.00	0.00
DVD/VCD PLAYER PANASONIC/LG	EACH	4100.00	5750.00	4500.00	4950.00	5000.00	5500.00
RADIO WITH C.PLAYER NATIONAL	EACH	1500.00	4500.00	3000.00	2100.00	1800.00	1800.00
PERSONNEL COMPUTER (BRANDED)	EACH	45000.00	20000.00	43250.00	35000.00	65000.00	63000.00
VID. CASSETTE BLK. TDK/SONY	EACH	280.00	165.00	150.00	200.00	180.00	100.00
COM. C.D. (TDK/IMATION)	EACH	77.50	55.00	30.00	45.00	50.00	35.00
TAPE RECORDER CASSETTE BLANK	EACH	75.00	50.00	50.00	55.00	50.00	40.00
VIDEO GAME SEGA 16 BYTE	EACH	1200.00	0.00	1500.00	1650.00	1150.00	1150.00
CINEMA A/C. HIGH CLASS	TICKET	0.00	110.00	0.00	0.00	0.00	0.00
CINEMA NON-A/C HIGH CLASS	TICKET	0.00	0.00	0.00	35.00	0.00	30.00
CABLE CHARGES	PER MONT	300.00	250.00	250.00	300.00	300.00	300.00
TV.LICENCE FEE DOMESTIC	YEARLY	420.00	420.00	420.00	420.00	420.00	420.00
ENGLISH BOOK CLASS V1	EACH	73.00	73.00	73.00	73.00	73.00	73.00
ENGLISH BOOK CLASS IX OR X	EACH	130.00	130.00	130.00	130.00	130.00	130.00
ENG. BOOK IST.YR COMPLETE SET	EACH	84.00	84.00	84.00	84.00	84.00	84.00
ENGLISH BOOK BA/B.SC	EACH	178.00	178.00	178.00	178.00	178.00	178.00
URDU BOOK CLASS V (T.B.BORD)	EACH	55.00	55.00	55.00	55.00	55.00	55.00
URDU BOOK CLASS IX/X(T.B.B)	EACH	131.00	131.00	131.00	131.00	131.00	131.00
URDU BOOK IST.YEAR/INTER	EACH	53.00	53.00	53.00	53.00	53.00	53.00
URDU BOOK BA/B.SC	EACH	140.00	140.00	140.00	140.00	140.00	140.00
MATHS BOOK CALSS V (T.B.B)	EACH	78.00	78.00	78.00	78.00	78.00	78.00
MATHS BOOK CLASS IX OR X	EACH	266.00	266.00	266.00	266.00	266.00	266.00
MATHS BOOK IST.YEAR (T.B.B)	EACH	156.00	156.00	156.00	156.00	156.00	156.00
PAKISTAN STUDIES BOOK BA/B.SC	EACH	125.00	125.00	125.00	125.00	125.00	125.00
DAILY "DAWN"	P/COPY	20.00	20.00	20.00	20.00	20.00	20.00
DAILY "JANG"	P/COPY	13.00	13.00	13.00	13.00	13.00	13.00
DAILY "NAWA-E-WAQT"	P/COPY	13.00	13.00	13.00	13.00	13.00	13.00
WEEKLY "AKHBAR-E-JAHAN"	P/COPY	55.00	60.00	55.00	60.00	60.00	60.00
WEEKLY "MAG"	P/COPY	45.00	50.00	45.00	50.00	50.00	50.00
MONTHLY "NAUNEHAL DIGEST"	P/COPY	35.00	35.00	35.00	35.00	35.00	35.00
PAPER FOOLSCAPE (27"x17")	QUIRE	50.00	60.00	45.00	27.50	50.00	50.00
EXERCISE.BOOK LINED 80/100 PGS	EACH	50.00	60.00	45.00	70.00	70.00	70.00
PENCILGOLDFISH/DEER	EACH	6.50	7.00	7.00	7.00	7.50	7.00
PEN INK DOLLOR 57 ML BOTTLE	EACH	20.00	25.00	20.00	20.00	20.00	25.00
PHOTOSTATE PAPER 70 GM	PRT	310.00	360.00	330.00	290.00	350.00	380.00
BALL PEN (local)	EACH	7.00	7.50	7.00	5.00	8.00	8.00
FOUNTAIN PEN HERO/WINGS/CHINA	EACH	50.00	55.00	50.00	45.00	50.00	50.00
PRIVATE SCHOOL FEE ENGLISH MEDIUM AVERAGE STANDARD (CLASS I)	P/MONTH	1437.50	1350.00	1400.00	3562.50	1625.00	1600.00
PRIVATE SCHOOL FEE ENGLISH MEDIUM AVERAGE STANDARD (CLASS V)	P/MONTH	1437.50	1650.00	2000.00	3562.50	1725.00	2100.00
PRIVATE SCHOOL FEE ENGLISH MEDIUM AVERAGE STANDARD (CLASS VI)	P/MONTH	1662.50	1650.00	2500.00	3562.50	1750.00	2400.00
PRIVATE SCHOOL FEE ENGLISH MEDIUM AVERAGE STANDARD (CLASS X)	P/MONTH	1762.50	2350.00	2800.00	3712.50	2125.00	2600.00
PRIVATE MEDICLE COLLEGE FEE MBBS (IST YEAR)	P/MONTH	0.00	0.00	0.00	0.00	0.00	0.00
PRIVATE ENGINEERING COLLEGE FEE (ISTR YEAR)	P/MONTH	0.00	0.00	14800.00	0.00	0.00	0.00
GOVT. COLLEGE FEE IST. YEAR	MONTH	50.00	50.00	60.00	50.00	50.00	50.00
GOVT. COLLEGE FEE 4TH. YEAR	MONTH	60.00	60.00	70.00	60.00	60.00	60.00
GOVT. UNIVERSITY FEE MSC.	MONTH	1333.00	1650.00	2010.00	1333.00	120.00	1480.00
GOVT. MED. COLLEGE FEE MBBS	MONTH	0.00	1500.00	0.00	1250.00	0.00	1250.00
GOVT. ENGG. COLL. FEE I YEAR	MONTH	0.00	4584.00	0.00	2166.67	0.00	1830.00
COACHING FEE FOR CLASS IX/X	P/MONTH	1800.00	550.00	2500.00	1500.00	1100.00	1000.00
COACHING CHARGES FOR CLASS IST YEAR/INTER (SCIENCE)	P/MONTH	2400.00	950.00	2800.00	2000.00	1500.00	1200.00
COACHING CHARGES FOR CLASS IST YEAR/INTER (COMMERCE)	P/MONTH	2500.00	600.00	1000.00	1500.00	1500.00	1000.00
I.T. TUITION FEES	P/MONTH	3150.00	1284.00	0.00	2417.00	0.00	2000.00
MBA TUITION FEES	P/MONTH	3150.00	2108.00	0.00	3500.00	0.00	6670.00
BREAD TANDOORI ST. SIZE	EACH	5.00	6.50	7.00	5.00	7.00	6.00
COOKED MUTTON (AV. HOTEL)	PLATE	150.00	350.00	140.00	190.00	200.00	200.00

Contd.

7.11 Intercity Consumer Prices December, 2017

Description	Unit	Vehari	Sargodha	Mianwali	Bahawal- pur	Bahawal- nagar	R.Y. Khan
COOKED BEEF (AV. HOTEL)	PLATE	115.00	110.00	120.00	125.00	127.50	100.00
COOKED DAL (AV. HOTEL)	PLATE	50.00	50.00	50.00	60.00	50.00	55.00
CHICKEN BIRYANI FULL/DOUBLE	PLATE	155.00	150.00	170.00	125.00	300.00	120.00
TEA PREPARED (ORDINARY)	CUP	22.50	20.00	20.00	22.50	20.00	20.00
HAIRCUT CHARGES FOR MEN	P/CUT	100.00	100.00	50.00	95.00	95.00	70.00
BEAUTY PORL HAIR STYL CHARGE	P/STY.	250.00	325.00	250.00	390.00	400.00	300.00
SHAVING CHARGES	PER SHV	45.00	55.00	40.00	50.00	30.00	30.00
LIPSTICK S.MISS/MEDORA	EACH	120.00	120.00	120.00	120.00	120.00	120.00
NAIL POLISH S.MISS/MEDORA	EACH	75.00	115.00	95.00	95.00	70.00	60.00
PERFUME MED.SIZE MEDORA/BROACH	EACH	200.00	200.00	120.00	200.00	230.00	200.00
HAIR-OIL AMLA/CHAMBELI	BOTTLE	120.00	120.00	110.00	120.00	120.00	120.00
TOILET SOAP LUX 95 GRAMS	EACH	36.00	36.00	36.00	38.00	38.00	38.00
TOILET SOAP LIFEBOUY 140 GRM	EACH	42.00	50.00	50.00	42.00	46.66	48.70
TOILET SOAP SAFEGUARD BATH SIZE	EACH	50.00	50.00	60.00	50.00	39.65	50.00
TOOTHPASTE MACKLINES 70 GRM	EACH	50.00	50.00	50.00	50.00	50.00	50.00
TOOTHPAST MED SIZE CLGATE 70 GMS	EACH	68.00	65.00	40.00	65.33	65.00	68.00
TOOTHBRUSH SHEILD A/PLAUQUE	EACH	45.00	40.00	50.00	25.00	35.00	30.00
TOOTHPOWDER DENTONIC 90 GRM	EACH	35.00	35.00	32.00	35.00	35.00	35.00
HAIR-COLOUR BEGIN (6 GMS)	EACH	110.00	110.00	110.00	120.00	110.00	110.00
HAIR COLOUR (KALAKOLA)	BOTTLE	130.00	130.00	130.00	130.00	130.00	130.00
FACECREAM PONDS (MEDIUM)	EACH	120.00	235.00	120.00	120.00	120.00	120.00
TALC POWDER VICE ROAY,B.CAT	EACH	152.50	150.00	145.00	155.00	150.00	155.00
BLADE TREET ORDINARY 10'S	PKT.	30.00	40.00	45.00	30.00	45.00	30.00
BLADE 7-O-CLOCK STAIN. 5'S	PKT.	30.00	30.00	40.00	35.00	35.00	30.00
SHAMPOO SUNSILK/PAINTIN 100 ML	BOTTLE	99.00	110.00	99.00	110.00	111.00	110.00
BEAUTY CREAM (FAIR & LOVELY)	EACH	200.00	200.00	200.00	200.00	200.00	200.00
HAIR REMOVING CREAM (EU-CREAM)	TUBE	70.00	70.00	70.00	65.00	70.00	60.00
GEL MEDIUM SIZE	BOTTLE	60.00	120.00	200.00	100.00	135.00	120.00
DISPOSABLE RAZOR GILLET-II	EACH	45.00	42.00	45.00	45.00	50.00	45.00
SHAVING CREAM TOUCH-ME/ADM.	EACH	75.00	70.00	70.00	70.00	75.00	70.00
GOLD TEZABI 24 CT	10 GM.	45438.00	46125.00	46490.00	45440.00	45696.00	43438.00
SILVER TEZABI 24 CT	10 GM.	694.00	668.00	620.00	670.00	677.00	720.00
ARTIFICIAL JEWELLARY SET	SET	637.50	650.00	1000.00	725.00	1000.00	300.00
WRIST WATCH GENTS CITIZEN (ORIGINAL) ***	EACH	3500.00	7000.00	4100.00	7800.00	4000.00	3200.00
WRIST WATCH LADIES CITIZEN (ORIGINAL) ***	EACH	3500.00	7000.00	4100.00	7600.00	4000.00	3200.00
WALL CLOCK QUARTZ AV.QLTY	EACH	662.50	750.00	600.00	1100.00	700.00	800.00
SUITCASE REXIN (24"x16"x6")	EACH	975.00	2000.00	1700.00	1600.00	2200.00	1500.00
TRUNK MEDIUM SIZE ***	EACH	990.00	2100.00	2000.00	1900.00	1600.00	1400.00
PURSE LADIES (LEATHER) AVERAGE QUALITY	EACH	690.00	1100.00	700.00	1150.00	1500.00	1200.00

7.11 Intercity Consumer Prices December, 2017

Description	Unit	Karachi	Hyder- abad	Nawab- shah	Mirpur-khas	Mithi	Sukkar	Larkana	Dadu
WHEAT	10 KG.	370.50	340.00	347.50	330.00	330.00	325.00	325.00	360.00
WHEAT FLOUR FINE/SUPERIOR.	KG.	48.38	45.00	53.75	46.00	42.00	39.00	45.00	40.00
WHEAT FLOUR AVG. QLTY	KG.	41.92	42.00	41.25	40.00	38.00	37.00	38.00	36.00
WHEAT FLOUR BAG	10 KG.	437.50	420.00	395.00	390.00	400.00	380.00	380.00	400.00
MAIDA	KG.	52.35	50.00	51.25	45.00	48.00	50.00	45.00	50.00
SUJI	KG.	55.00	50.00	47.50	45.00	48.00	55.00	49.50	50.00
BESAN AV. QLTY.	KG.	136.73	120.00	112.50	130.00	140.00	130.00	140.00	160.00
RICE BASMATI SUP. QLTY.	KG.	165.96	135.00	110.00	130.00	127.50	140.00	125.00	120.00
RICE BASMATI 385/386	KG.	85.96	77.50	81.25	70.00	66.50	70.00	85.00	85.00
RICE BASMATI BROKEN AV.QLTY	KG.	75.00	75.00	91.25	60.00	70.00	65.00	75.00	55.00
RICE IRRI-6 (SINDH/PUNJAB)	KG.	50.58	45.00	51.25	38.00	40.00	52.50	36.00	35.00
VERMICELLI	KG.	89.62	85.00	82.50	85.00	85.00	80.00	68.50	100.00
BREAD PLAIN MEDIUM SIZE	EACH	45.00	44.00	53.75	45.00	45.00	50.00	45.00	50.00
RUSK (PAPAY)	KG.	190.77	185.00	197.50	150.00	150.00	230.00	250.00	280.00
BISCUITS-PACKED	PKT	40.00	40.00	35.00	35.00	35.00	35.00	37.50	40.00
BISCUIT-BAKERY (LOOSE)	250 GM	88.85	77.50	91.25	55.00	55.00	75.00	130.00	60.00
CORNFLAKS FAUJI 225 GM.	PKT	180.00	171.00	198.00	180.00	180.00	176.00	210.00	162.00
SAMOSA (VEGATABLE)	EACH	12.92	10.00	7.25	12.00	9.00	11.00	15.00	15.00
PASTRY AV.QLTY.	EACH	28.62	25.00	21.25	15.00	11.00	20.00	37.50	20.00
PATTIES (VEGATABLES)	EACH	17.65	10.50	10.00	15.00	11.00	20.00	30.00	20.00
NIMCO	250 GM	88.46	80.00	88.75	70.00	62.50	75.00	85.00	70.00
CHIPS	250 GM	97.50	80.00	98.75	70.00	62.50	80.00	100.00	70.00
BEEF WITH BONE AV.QLTY.	KG	404.62	340.00	352.50	260.00	0.00	325.00	310.00	350.00
MUTTON AV.QLTY.	KG	823.08	725.00	607.50	650.00	650.00	700.00	725.00	700.00
CHICKEN FARM BROILER (LIVE)	KG	173.12	166.88	182.50	148.00	158.00	176.00	117.50	170.00
FISH-RAHU MEDIUM SIZE	KG	330.96	254.38	342.50	300.00	325.00	300.00	275.00	340.00
MILK FRESH (UNBOILED)	LTR.	85.00	84.00	90.00	80.00	70.00	80.00	80.00	90.00
CURD	KG.	129.23	120.00	108.75	100.00	90.00	95.00	95.00	100.00
MILK TETRA PACK 1/2 LTR.	PKT.	65.00	60.00	58.75	60.00	60.00	60.00	60.00	65.00
LACTOGEN 400 GRAMS	PKT.	440.00	450.00	420.00	420.00	427.50	460.00	430.00	460.00
POWDER MILK NIDO 400GM.	PKT	379.49	379.48	402.50	360.00	360.00	390.00	362.97	370.00
MILK POWDER LOOSE/PACKED	KG.	507.88	562.50	560.00	500.00	500.00	480.00	712.50	370.00
BUTTER LOCAL PACKED	50 GM.	28.00	28.00	38.00	32.50	25.00	27.50	28.00	30.00
EGGS FARM	DOZ	137.50	135.94	127.50	125.00	147.00	134.00	120.00	130.00
MUSTARD OIL AV.QLTY.	KG.	181.92	160.00	157.50	145.00	155.00	155.00	190.00	160.00
COOKING OIL (DALDA)	2.5LTR	465.00	469.00	440.00	510.00	510.00	468.00	460.00	500.00
COOKING OIL (PAKWAN) OTHER BRAND SPECIFY	2.5 LTR	435.00	465.00	367.50	400.00	410.00	435.00	400.00	400.00
VEGETABLE GHEE TIN	2.5KG.	460.00	460.00	460.00	495.00	495.00	453.00	450.00	500.00
VEGETABLE GHEE (LOOSE)	KG.	148.65	175.00	156.25	160.00	160.00	145.00	130.00	120.00
DATES AV.QLTY.	KG.	251.15	100.00	151.25	80.00	80.00	175.00	230.00	160.00
PISTACHIO AV.QLTY.	50 GM.	147.12	123.75	107.50	70.00	75.00	150.00	117.50	120.00
ALMONDS WHOLE AV.QLTY.	KG.	815.38	712.50	825.00	750.00	750.00	900.00	1000.00	850.00
COCONUT DRY AV.QLTY.	KG.	385.77	400.00	242.50	375.00	350.00	380.00	360.00	400.00
RAISINS AV.QLTY.	50 GM.	27.60	25.00	23.75	20.00	20.00	25.00	20.00	20.00
GROUNDNUTS (WITH SHELL)	KG.	301.54	170.00	152.50	160.00	165.00	250.00	185.00	200.00
MALTA/MOSAMBI	DOZ	144.23	147.50	202.50	200.00	200.00	80.00	200.00	180.00
KINNU	DOZ	148.08	126.25	125.00	120.00	145.00	60.00	110.00	200.00
APPLE	KG	129.23	113.75	112.50	120.00	155.00	120.00	140.00	150.00
ALOO BUKHARA	KG	0.00	0.00	0.00	0.00	0.00	0.00	0.00	0.00
POMEGRANATE (ANNAR)	KG	192.31	168.75	185.00	200.00	200.00	200.00	200.00	200.00
GRAPES	KG	0.00	0.00	0.00	0.00	0.00	0.00	0.00	0.00
BANANAS	DOZ	55.96	45.00	42.50	45.00	55.00	55.00	50.00	30.00
MANGO KALMI	KG	0.00	0.00	0.00	0.00	0.00	0.00	0.00	0.00
GUAVA	KG	87.69	53.75	57.50	65.00	77.50	45.00	45.00	60.00
WATERMELON (TURBOOZ)	KG	0.00	0.00	0.00	0.00	0.00	0.00	0.00	0.00
MUSKMELON (KHARBOOZA)	KG	0.00	0.00	0.00	0.00	0.00	0.00	0.00	0.00
SWEETMELON (GARMA)	KG	0.00	0.00	0.00	0.00	0.00	0.00	0.00	0.00
PULSE MASOOR (WHOLE)	KG.	95.38	90.00	141.25	70.00	75.00	100.00	99.00	100.00
PULSE MASOOR (WASHED)	KG.	106.15	101.25	137.50	85.00	80.00	110.00	92.50	120.00
PULSE MOONG (WASHED)	KG.	116.54	111.25	142.50	100.00	107.50	115.00	120.00	120.00
PULSE MASH (WASHED)	KG.	127.31	127.50	237.50	100.00	110.00	130.00	137.50	160.00

Contd.

7.11 Intercity Consumer Prices December, 2017

Description	Unit	Karachi	Hyder- abad	Nawab- shah	Mirpur-khas	Mithi	Sukkar	Larkana	Dadu
PULSE GRAM	KG.	123.08	120.00	127.50	100.00	100.00	125.00	120.00	120.00
GRAM WHOLE BLACK AV QLTY.	KG.	127.50	113.13	70.00	95.00	97.50	130.00	138.00	100.00
GRAM WHOLE YELLOW AV.QLTY	KG.	199.62	180.00	122.50	240.00	250.00	220.00	250.00	240.00
BEANS (LAL LOBIA)	KG.	145.00	120.63	118.75	100.00	115.00	155.00	148.50	160.00
POTATOES	KG	36.54	41.25	37.50	27.50	30.00	40.00	40.00	40.00
ONION	KG	52.69	51.25	65.00	42.50	42.50	50.00	60.00	40.00
TURNIP	KG	59.23	43.13	42.50	32.50	37.50	40.00	27.50	30.00
RADISH	KG	34.23	30.00	35.00	20.00	30.00	40.00	30.00	50.00
TOMATOES	KG	77.50	57.50	55.00	47.50	60.00	60.00	90.00	70.00
CABBAGE	KG	61.15	66.25	55.00	55.00	60.00	60.00	77.50	40.00
CAULIFLOWER	KG	66.35	63.75	42.50	52.50	50.00	60.00	55.00	50.00
BRINJAL	KG	46.15	38.13	48.75	27.50	40.00	40.00	35.00	20.00
PUMPKIN	KG	0.00	0.00	0.00	0.00	0.00	0.00	0.00	0.00
BOTTLEGOURD	KG	0.00	0.00	0.00	0.00	0.00	0.00	0.00	0.00
LADY FINGER	KG	0.00	0.00	0.00	0.00	0.00	0.00	0.00	0.00
PEAS	KG	146.92	122.50	105.00	110.00	160.00	120.00	120.00	120.00
SPINACH	KG	33.46	31.25	37.50	27.50	32.50	30.00	40.00	20.00
TINDA	KG	0.00	0.00	0.00	0.00	0.00	0.00	0.00	0.00
TURAI	KG	0.00	0.00	0.00	0.00	0.00	0.00	0.00	0.00
KARAILA	KG	0.00	0.00	0.00	0.00	0.00	0.00	0.00	0.00
ARVI	KG	0.00	0.00	0.00	0.00	0.00	0.00	0.00	0.00
CHILLIES GREEN	KG	92.69	92.50	62.50	100.00	82.50	120.00	87.50	60.00
CARROT	KG	52.69	33.13	38.75	40.00	40.00	40.00	55.00	30.00
COCUMBER (KHEERA)	KG	41.92	49.13	47.50	42.50	50.00	52.50	44.00	40.00
LEMON	250GM	53.27	50.00	42.50	30.00	30.00	30.00	45.00	30.00
SUGAR REFINED	KG.	55.27	51.25	56.25	50.00	50.00	52.00	52.00	55.00
GUR AV.QLTY	KG.	93.85	80.00	67.50	72.50	67.50	70.00	76.00	70.00
HONEY LANGANESE 500 GM.	BOTTLE	859.62	850.00	830.00	740.00	740.00	750.00	900.00	900.00
MILO 200 GM.	BOTTLE	210.00	215.00	180.00	209.00	190.00	206.00	225.00	200.00
CUSTARD POWDER RAFHAN 300 GM.	PKT	80.00	80.00	75.00	85.00	85.00	85.00	80.00	80.00
TOFFEE (HILAL)	EACH	1.00	1.00	1.00	1.00	1.00	1.00	2.00	1.00
CHOWKELATE CANDY (SMALL SIZE)	EACH	5.00	5.00	10.00	5.00	5.00	5.00	5.00	5.00
SWEETMEAT (MIXED)	KG	499.81	402.50	385.00	375.00	325.00	380.00	500.00	400.00
ICE CREAM WALLS	CUP.	40.00	40.00	41.25	40.00	40.00	40.00	45.00	40.00
ICE	KG	10.00	10.00	20.00	10.00	10.00	9.00	17.50	10.00
JAM AHMED/MITCHELLES	BOTTLE	140.00	140.00	130.00	140.00	140.00	140.00	135.00	130.00
SQUASH-MITCHELLES	BOTTLE	165.00	165.00	140.00	160.00	160.00	150.00	167.50	150.00
ROOH AFZA	BOTTLE	170.00	170.00	170.00	170.00	170.00	170.00	180.00	170.00
JAM-E-SHIREEN	BOTTLE	180.00	180.00	180.00	170.00	170.00	170.00	180.00	180.00
SAUNF	50 GM	22.77	20.00	21.25	10.00	15.00	20.00	20.00	20.00
CINAMON LOOSE AV. QLTY	50 GM.	32.21	25.00	41.25	20.00	20.00	30.00	20.00	20.00
CUMINSEED WHITE NATIONAL	50 GM.	70.00	70.00	70.00	50.00	50.00	52.00	55.00	54.00
PEPPER BLACK NATIONAL	50 GM.	110.00	110.00	110.00	110.00	110.00	110.00	110.00	110.00
CLOVES LOOSE AV.QLTY	50 GM.	82.88	80.00	87.50	63.75	62.50	80.00	90.00	100.00
CARDAMOM LARGE LOOSE AV.QLTY	50 GM.	121.15	102.50	160.00	80.00	90.00	150.00	100.00	100.00
CARDAMOM SMALL AV.QLTY	50 GM.	104.23	100.00	92.50	90.00	100.00	130.00	100.00	120.00
SALT-POWDERED (LAHORI) LOOSE	KG.	12.00	12.00	13.50	10.00	10.00	10.00	10.00	12.00
SALT POWDERED (NATIONAL/SHAN)	PKT	25.00	25.00	28.00	25.00	25.00	25.00	25.00	25.00
CHILLIES POWD.NATIONAL 200GM	PKT	120.00	120.00	105.00	105.00	105.00	120.00	120.00	120.00
CHILLIES POWDER LOOS	KG.	300.00	265.00	242.50	190.00	200.00	250.00	240.00	240.00
CORRIANDER SEED POWD.NATIONAL	PKT	104.00	104.00	104.00	104.00	104.00	104.00	105.00	104.00
CORRIANDER SEED (LOOSE)	KG.	267.88	200.00	257.50	130.00	140.00	240.00	230.00	200.00
TURMERIC POWD.NATIONAL 50GM	PKT.	35.00	35.00	35.00	35.00	35.00	35.00	35.00	35.00
CURRY POWD. NATIONAL 200 GM	PKT.	86.00	87.00	86.00	86.00	86.00	87.00	86.00	86.00
TOMATO KETCHUP AHMED/MITCHL	BOTTLE	90.00	90.00	95.00	85.00	85.00	90.00	120.00	90.00
PICKLES AHMED/MITCHELLES	BOTTLE	120.00	140.00	115.00	140.00	140.00	115.00	120.00	130.00
VINEGAR SYNTHETIC (SIRKA)	BOTTLE	70.00	70.00	90.00	65.00	65.00	80.00	90.00	85.00
GARLIC	KG	175.00	156.25	210.00	140.00	160.00	140.00	120.00	130.00
GINGER	KG	166.54	165.00	165.00	160.00	180.00	140.00	160.00	130.00
TAPAL DANEDAR TEA 200GM PACKET	PKT	178.95	178.94	176.00	170.00	150.00	178.94	178.94	179.00
TEA LIPTON YELLOW LABEL 200GM.	PKT.	178.95	178.94	195.00	195.00	195.00	178.94	178.94	205.00

Contd.

7.11 Intercity Consumer Prices December, 2017

Description	Unit	Karachi	Hyder- abad	Nawab- shah	Mirpur-khas	Mithi	Sukkar	Larkana	Dadu
TEA LOOSE KENYA AV.QLTY 250GM.	PKT.	150.67	150.00	157.50	180.00	200.00	140.00	130.00	130.00
COFFEE-NESCAFE 75 GM. **	BOTTLE	350.00	350.00	320.00	300.00	300.00	320.00	350.00	360.00
COLD DRINK (STANDARD SIZ)	BOTTLE	25.00	25.00	25.00	25.00	25.00	25.00	25.00	25.00
FRUIT JUICE TETRA PACK	PKT.	18.38	20.00	20.00	15.00	15.00	17.50	20.00	20.00
MINERAL WATER NESTLE 1.5 LTR	BOTTLE	50.00	55.00	50.00	50.00	50.00	50.00	47.50	50.00
CIGARETTES K-2 10'S **	PKT	55.00	50.00	60.00	50.00	50.00	50.00	50.00	60.00
CIGARETTES CAPSTAN 10'S **	PKT	55.00	50.00	48.00	50.00	50.00	50.00	48.00	50.00
CIGARETTES GOLD LEAF 20'S	PKT	140.00	140.00	140.00	140.00	140.00	130.00	130.00	130.00
CIGARETTES MORVEN GOLD 20'S	PKT	55.00	50.00	70.00	50.00	50.00	50.00	50.00	50.00
BETEL LEAVES	50GM.	98.46	85.00	72.50	70.00	75.00	100.00	90.00	100.00
BETEL NUTS	KG.	413.46	275.00	317.50	500.00	470.00	800.00	325.00	850.00
LONG CLOTH 57" GUL AHMED/AL-KARAM	METER	180.38	225.00	300.00	190.00	170.00	250.00	200.00	230.00
SHIRTING AV.QLTY.	METER	162.31	140.00	205.00	100.00	95.00	120.00	157.50	130.00
PANT CLOTH W & WEAR AV.QLTY	METER	396.06	387.50	450.00	300.00	300.00	600.00	350.00	300.00
LAWN PRINTED GUL AHMED/AL-KARAM	METER	415.00	240.00	400.00	270.00	275.00	375.00	366.66	260.00
GEORGETTE AV.QLTY	METER	122.12	120.00	227.50	145.00	145.00	150.00	130.00	100.00
LINEN AV.QLTY ***	METER	159.23	140.00	152.50	165.00	175.00	140.00	190.00	110.00
HEAVY WT SUITING LAWERNCPUR AVG QLTY	METER	2400.00	1500.00	1400.00	1400.00	1400.00	1250.00	1100.00	900.00
HEAVY WT SUITING LAWERNCPUR SUP QLTY	METER	3000.00	2500.00	2300.00	1400.00	1500.00	1500.00	1300.00	1300.00
TROPICAL SUITING LAW.PUR	METER	1600.00	1300.00	928.00	900.00	900.00	1000.00	900.00	750.00
PANT BOY 24"/26" LENGTH.	EACH	698.08	525.00	900.00	400.00	375.00	525.00	460.00	650.00
SHIRT BOY 24"/26" LENGTH	EACH	523.08	400.00	800.00	300.00	300.00	450.00	430.00	550.00
SCHOOL UNI. PANT,SHIRT BOYS	SUIT	950.00	811.54	937.50	700.00	700.00	760.00	700.00	630.00
SCHOOL UNI. KAMEEZ,SHAL.BOYS	SUIT	739.42	730.77	850.00	600.00	600.00	760.00	700.00	475.00
SCHOOL UNI. KAMEEZ,SHAL.GIRL	SUIT	803.85	725.00	900.00	700.00	725.00	760.00	700.00	600.00
FROCK W/WEAR GIRLS	EACH	1444.23	1375.00	912.50	600.00	500.00	1000.00	600.00	800.00
AWAMI-SUIT W & W(BOY) 24"/26	SUIT	1140.38	1000.00	1037.50	800.00	750.00	1200.00	1000.00	690.00
AWAMI-SUIT W&W (GENTS)AV.QLTY	SUIT	1857.69	1600.00	1600.00	1200.00	1000.00	1200.00	1000.00	1000.00
PULLOVER GENTS OXFORD/BON.	EACH	3500.00	3100.00	3200.00	2000.00	2000.00	2500.00	3100.00	3000.00
PULLOVER LADIES OXFORD/BON.	EACH	3400.00	3000.00	3000.00	1800.00	1800.00	2350.00	2320.00	2500.00
PULLOVER (GENTS) OTHERS A.QTY	EACH	1096.15	900.00	1575.00	600.00	700.00	900.00	900.00	800.00
SECOND-HAND COAT FOR MEN	EACH	487.50	300.00	262.50	275.00	325.00	400.00	450.00	600.00
SECONDHAND SWEETER FOR MEN DUP QLTY	EACH	338.46	140.00	412.50	225.00	212.50	225.00	300.00	300.00
SECONDHAND WINTER JACKET	EACH	544.23	225.00	462.50	190.00	165.00	400.00	415.00	400.00
UNDERWEAR AV.QLTY MEDIUM SIZE	EACH	186.15	120.00	182.50	80.00	77.50	120.00	150.00	60.00
VEST FOR MEN AV.QLTY.	EACH	186.54	120.00	117.50	80.00	70.00	110.00	165.00	100.00
VEST/SHAMEEZ (WOMEN) AVG. QLTY	EACH	147.31	150.00	360.00	75.00	72.50	120.00	150.00	160.00
SOCKS NYLON (PAKISTANI)	PAIR	76.54	80.00	110.00	80.00	52.50	90.00	90.00	60.00
BRASSIER AV.QLTY.	EACH	186.92	180.00	250.00	137.50	82.50	135.00	180.00	100.00
BRASSIER SUP QLTY	EACH	414.23	280.00	400.00	365.00	365.00	300.00	300.00	200.00
DOPATTA GEORGETTE AV.QLTY.	EACH	251.54	200.00	350.00	325.00	310.00	225.00	325.00	250.00
DOPATTA COTTON AV GLTY	EACH	270.00	170.00	300.00	225.00	260.00	175.00	300.00	200.00
CHADDAR (WWEAR) (2x2.5 MTR)	EACH	515.38	400.00	1000.00	350.00	350.00	290.00	520.00	400.00
LUNGI/DHOTI(COTTON) AVG. QLTY	EACH	320.19	287.50	312.50	325.00	310.00	290.00	480.00	250.00
HANDKERCHIEF AVG. QLTY PAK	EACH	53.46	47.50	62.50	42.50	45.00	50.00	50.00	50.00
HANDKERCHIEF SUP. QLTY PAK	EACH	94.62	80.00	120.00	65.00	60.00	80.00	100.00	120.00
GLOVES AV QLTY	PAIR	65.00	60.00	92.50	75.00	65.00	90.00	80.00	150.00
AZARBAND COTTON AVG. QLTY	EACH	15.00	12.00	23.75	11.00	9.00	20.00	35.00	15.00
SEWING THREAD/REEL(ASLI PARI)	EACH	7.00	7.00	7.00	10.00	10.00	7.00	7.00	8.00
WASHING CHARGES PAINT & SHIRT	SUIT	73.08	115.00	52.50	60.00	50.00	65.00	110.00	70.00
DRY CLEANING SUIT COAT PANT	SUIT	319.23	286.67	150.00	200.00	200.00	300.00	287.50	200.00
WASHING CH. (KAMIZ-SHALWAR)	PAIR	73.46	75.00	97.50	50.00	50.00	55.00	67.50	50.00
TAILORING SHIRT	EACH	461.54	356.25	450.00	250.00	250.00	500.00	375.00	350.00
TAILORING CHARGES PANT (MEN)	EACH	761.54	696.88	500.00	300.00	250.00	700.00	550.00	600.00
TAILORING COAT-PANT SUIT	SUIT	5288.46	3450.00	4000.00	3000.00	3000.00	5000.00	3500.00	3200.00
TAILORING AWAMI-SUIT (MALE)	SUIT	692.31	650.00	600.00	500.00	400.00	600.00	750.00	500.00
TAILORING SUIT FEMALE	SUIT	713.46	456.25	500.00	500.00	400.00	600.00	750.00	300.00
GENTS SHOES PAUL BATA	PAIR	1199.00	1199.00	1199.00	1199.00	1199.00	1199.00	1199.00	1199.00
GENTS SANDAL BATA	PAIR	699.00	699.00	699.00	699.00	699.00	699.00	699.00	699.00
GENTS SPOUNG CHAPPAL BATA	PAIR	179.00	179.00	179.00	179.00	179.00	179.00	179.00	179.00
LADIES SANDAL BATA	PAIR	499.00	499.00	499.00	499.00	499.00	499.00	499.00	499.00

Contd.

7.11 Intercity Consumer Prices December, 2017

Description	Unit	Karachi	Hyder- abad	Nawab- shah	Mirpur-khas	Mithi	Sukkar	Larkana	Dadu
LADIES SPOUNG CHAPPAL BATA	PAIR	179.00	179.00	179.00	179.00	179.00	179.00	179.00	179.00
CHILD SHOE POWER LITE BATA	PAIR	599.00	599.00	599.00	599.00	599.00	599.00	599.00	599.00
GENTS SHOE, ART 1109 SERVICE	PAIR	999.00	999.00	999.00	999.00	999.00	999.00	999.00	999.00
NYLON JOGGER 27 SIZE 2-5 ***	PAIR	1299.00	1299.00	1299.00	1299.00	1299.00	1299.00	1299.00	1299.00
CHINA FOOT WEAR AV. QLTY (MALE) *	PAIR	780.77	550.00	447.50	450.00	400.00	625.00	750.00	850.00
CHINA FOOT WEAR AV. QLTY (FEMALE) *	PAIR	763.46	400.00	400.00	250.00	240.00	550.00	300.00	450.00
CHINA FOOT WEAR AV. QLTY (CHILDREN) *	PAIR	630.77	400.00	382.50	200.00	220.00	425.00	300.00	591.00
SHOE REPAIR HALF SOLE	PAIR	135.38	80.00	82.50	80.00	70.00	65.00	200.00	50.00
SHOES POLISH CHARGES AVERAGE SHOP	PAIR	22.12	20.00	22.50	15.00	10.00	18.75	20.00	10.00
HOUSE RENT (combined)	MONTH	11104.93	5902.27	3695.83	4808.14	3425.64	5824.00	4500.00	3370.69
rent 2	pm	11104.93	5902.27	3695.83	4808.14	3425.64	5824.00	4500.00	3370.69
RENT3	PM	11104.93	5902.27	3695.83	4808.14	3425.64	5824.00	4500.00	3370.69
RENT4	PM	11104.93	5902.27	3695.83	4808.14	3425.64	5824.00	4500.00	3370.69
RENT5	PM	11104.93	5902.27	3695.83	4808.14	3425.64	5824.00	4500.00	3370.69
RENT6	PM	11104.93	5902.27	3695.83	4808.14	3425.64	5824.00	4500.00	3370.69
SYNTHETIC ENEMAL ROBIALAC BALTI 3.64 LTR.	EACH	1950.00	1800.00	1600.00	1850.00	1850.00	1900.00	2100.00	1700.00
SYNTHETIC ENEMAL ICI BALTI 3.64 LTR.	EACH	1950.00	2070.00	1892.50	1850.00	1850.00	1900.00	2000.00	1700.00
CEMENT (LOCAL) SPECIFY BRAND NAME	BAG	584.04	585.00	572.50	570.00	570.00	580.00	590.00	565.00
BRICKS (NEW) IST CLASS	P/1000	11750.00	5000.00	6000.00	5200.00	5750.00	6000.00	5000.00	4350.00
CEMENT BLOCKS (6"x8"x12")	P/100	3246.15	2550.00	3800.00	0.00	0.00	0.00	0.00	3000.00
BAJREE	100CFT	4769.23	3000.00	2800.00	3725.00	5000.00	3500.00	3475.00	2500.00
SAND (BLACK PIT SAND)	K100CFT	0.00	1400.00	2500.00	0.00	2000.00	1500.00	1550.00	2000.00
TIMBER SHESHAM LOG IST QUALITY	cubmt.	60000.00	39600.00	28000.00	0.00	0.00	42510.00	44143.00	55500.00
IRON BAR (M.S. BAR) 1/2"	P/TON	79307.69	78000.00	76000.00	78000.00	78500.00	77500.00	79500.00	79000.00
CARPANTER WAGE RATE	P/DAY	992.31	1000.00	900.00	700.00	700.00	800.00	800.00	600.00
MASON (RAJ) WAGE RATE	P/DAY	1261.54	1000.00	1000.00	700.00	700.00	800.00	900.00	1000.00
UNSKILLED LABOUR WAGE RATE	P/DAY	813.46	600.00	450.00	400.00	400.00	400.00	400.00	450.00
PLUMBER WAGE RSTE	P/DAY	938.46	1000.00	800.00	700.00	600.00	800.00	600.00	450.00
ELECTICIAN WAGE RATE PER DAY **	P/DAY	842.31	1000.00	700.00	0.00	0.00	0.00	600.00	500.00
ELECTICIAN WAGE RATE PER POINT **	P/PNT	211.54	100.00	200.00	100.00	75.00	87.50	135.00	80.00
WATER CHARGES PER HOUSE	P/MONTH	157.00	230.00	40.00	20.00	200.00	57.50	150.00	35.00
ELECT.CHARGES UPTO 50 UNITS	P/UNIT	2.00	2.00	2.00	2.00	2.00	2.00	2.00	2.00
ELECT.CHARGES 01 - 100 UNIT	P/UNIT	6.18	6.18	6.18	6.18	6.18	6.18	6.18	6.18
ELECT.CHARGES 101 - 300 UNIT	P/UNIT	9.54	9.54	9.54	9.54	9.54	9.54	9.54	9.54
ELECT.CHARGES 301 - 1000 UNIT	P/UNIT	16.39	16.39	16.39	16.39	16.39	16.39	16.39	16.39
ELECT.CHARGES ABOVE 1000 UNIT	P/UNIT	18.39	18.39	18.39	18.39	18.39	18.39	18.39	18.39
ELEC	PM	10.50	10.50	10.50	10.50	10.50	10.50	10.50	10.50
GAS CHRg upto 3.3719 MMBUT	MMBTU	128.70	128.70	128.70	128.70	0.00	128.70	128.70	128.70
GAS CHRg 3.3719 - 6.7438 MMBUT	MMBTU	257.40	257.40	257.40	257.40	0.00	257.40	257.40	257.40
GAS CHRg 6.7438 - 10.1157 MMBUT	MMBTU	257.40	257.40	257.40	257.40	0.00	257.40	257.40	257.40
GAS CHRg10.1157 - 13.4876 MMBUT	MMBTU	702.00	702.00	702.00	702.00	0.00	702.00	702.00	702.00
GAS	PM	702.00	702.00	702.00	702.00	0.00	702.00	702.00	702.00
GAS	PM	409.50	409.50	409.50	409.50	0.00	409.50	409.50	409.50
KEROSENE OIL	LTR	117.98	90.00	102.50	100.00	105.00	90.00	115.00	120.00
FIREWOOD WHOLE	40 KG.	651.92	550.00	452.50	460.00	410.00	400.00	450.00	450.00
CHAIR SHESHAM WOOD WITH ARMS **	EACH	2200.00	1050.00	2000.00	1000.00	1100.00	2000.00	2600.00	1500.00
CHAIR PLASTIC (CHAIRMAN) AVERAGE QUALITY	EACH	915.38	700.00	800.00	500.00	650.00	700.00	850.00	900.00
TABLE SHESHAM WOOD (4X2X5") ***	EACH	7500.00	3616.67	6000.00	2700.00	2900.00	4500.00	8000.00	6000.00
SOFASET WOODEN WITH FOAM SEAT **	SET	20692.31	12500.00	17875.00	15500.00	14500.00	12500.00	22750.00	20000.00
COT IRON (WITH NIWAR)AV.QLTY.	EACH	2634.62	1600.00	2550.00	2000.00	2000.00	2250.00	3700.00	2800.00
ALMIRAH (STEEL) 6'X3' 20 GUAGE	EACH	10865.38	7375.00	10000.00	6750.00	7150.00	12000.00	10000.00	16000.00
DINNING TABLE 6 CHAIRS A.QLTY	SET	15615.38	26000.00	20500.00	11000.00	11000.00	25000.00	18500.00	25000.00
SINGLE BED WITHOUT FOAM MED.	EACH	6153.85	5533.33	6900.00	3500.00	3800.00	12500.00	5000.00	6500.00
MATRESS SINGLE(4"THICK)	EACH	5600.00	6200.00	4800.00	6410.00	6410.00	4500.00	4750.00	6410.00
FARSHI DARI 12'X9' AV.QLTY	EACH	1492.31	1000.00	1412.50	850.00	850.00	900.00	1380.00	800.00
DARI COTTON (6'x2 1/2') AV.QL	EACH	565.38	400.00	700.00	400.00	500.00	350.00	600.00	300.00
CARPET PLAIN AV. QLTY	SQFT.	66.73	45.00	45.00	45.00	45.00	32.50	90.00	21.00
QUILT (LIHAF) 3 KG. COTTON	EACH	1619.23	975.00	937.50	650.00	725.00	1000.00	950.00	600.00
BLANKET (90" x 54")	EACH	4221.15	3600.00	4125.00	2000.00	2200.00	3750.00	3100.00	3600.00
BEDSHEET SINGLE BED SUP.QLTY	EACH	863.46	600.00	700.00	400.00	400.00	500.00	850.00	600.00
BED SHEET DOUBLE WITH TWO PILLOW COVERS SUP QLTY	SET	1600.00	925.00	1300.00	600.00	600.00	900.00	1500.00	1100.00

Contd.

7.11 Intercity Consumer Prices December, 2017

Description	Unit	Karachi	Hyder- abad	Nawab- shah	Mirpur-khas	Mithi	Sukkar	Larkana	Dadu
TOWEL(3'x2') AV. QALTY	EACH	268.27	200.00	305.00	140.00	150.00	225.00	250.00	150.00
CEILING FAN 48" SUPER QLTY **	EACH	3846.15	3000.00	3000.00	2900.00	2900.00	3500.00	3950.00	3200.00
PEDESTAL FAN 22" SUPER QLTY	EACH	4600.00	4000.00	3800.00	4000.00	4000.00	4500.00	3800.00	4000.00
REFG. DAWLENCE 10 CFT. D.DOOR	EACH	33000.00	32000.00	28000.00	33000.00	33000.00	35000.00	33000.00	28500.00
D-FREEZER WAVES 8 CFT.	EACH	28100.00	27900.00	28000.00	28000.00	28000.00	32000.00	33000.00	26500.00
AIRCONDITIONER 1.5 TON PEL	EACH	40000.00	44000.00	43000.00	35000.00	35000.00	52000.00	47000.00	58500.00
SPLIT AIR CONDITIONER 1.5 TON (SPECIFY BRAND NAME)	EACH	43000.00	46000.00	44500.00	42000.00	42000.00	45000.00	49000.00	47000.00
AIRCOLER SUPER ASIA	EACH	10500.00	10000.00	9000.00	9500.00	9800.00	12300.00	12500.00	11000.00
WASHING MACHINE SINGER	EACH	17000.00	17000.00	14700.00	17000.00	17000.00	16000.00	15600.00	14700.00
SEWING MACHINE(SINGER)	EACH	7400.00	7400.00	5225.00	7400.00	7400.00	7500.00	5860.00	5200.00
GIZER LARGE SIZE 30 GALLON CAPACITY SUP QLTY	EACH	22600.00	22950.00	22600.00	15000.00	15000.00	17000.00	18800.00	17000.00
GAS BURNER DOUBLE SPFY.BRAND	EACH	2365.38	1800.00	1800.00	1700.00	1700.00	2000.00	1900.00	2000.00
ELECT. IRON PHILIPS MDL.1120	EACH	1700.00	1700.00	2025.00	1250.00	1500.00	1700.00	2500.00	2000.00
ELECTRIC JUICER FOR APPLE	EACH	5286.54	4000.00	6000.00	3000.00	3000.00	3000.00	5000.00	3500.00
S.STEEL DEGCHI MEDIUM SIZE ***	EACH	715.38	500.00	700.00	480.00	490.00	600.00	560.00	500.00
ALUMINIUM COOKING PAN (DEGCHI) MED SIZE	EACH	715.38	500.00	364.25	370.00	380.00	450.00	560.00	450.00
NON STICK COOKING PAN (DEGCHI) SUP. QLTY	EACH	915.38	650.00	1000.00	600.00	595.00	550.00	560.00	900.00
FRYING PAN STEEL AVG. QLTY MED. SIZE	EACH	381.73	250.00	360.00	260.00	260.00	300.00	500.00	200.00
TAWA IORN (MEDIUM SIZE) AVG. QLTY	EACH	365.38	250.00	312.50	250.00	250.00	300.00	377.50	300.00
S.STEEL PLATE A.QLTY.(M.SIZE)	EACH	93.27	60.00	84.00	55.00	60.00	70.00	120.00	80.00
TABLE SPOON S.STEEL SUP.QLTY.	DOZEN	273.08	300.00	322.50	250.00	280.00	400.00	1237.50	250.00
WATER SET JUG+6 GLASSES (OMROC)	SET	615.38	500.00	787.50	350.00	370.00	600.00	600.00	600.00
TEA SET PAK. CHINAWARE 21 PCS.	SET	1624.62	1400.00	1700.00	1250.00	1450.00	1900.00	1350.00	2500.00
DINNER SET PLASTIC 72 PIECES SUPERIOR QLTY	SET	7153.85	4000.00	5000.00	2600.00	2200.00	6250.00	4750.00	6500.00
HOTPOT SET PLASTIC 3 PCS.	SET	1330.77	1200.00	1200.00	1000.00	1000.00	1500.00	1950.00	1200.00
BUCKET(BALTI) PLASTIC MED.SIZ	EACH	419.23	280.00	705.00	300.00	290.00	300.00	450.00	350.00
LOTA PLASTIC (MED SIZE) AVERAGE QUALITY	EACH	83.46	65.00	57.50	50.00	50.00	67.50	60.00	60.00
PRESURE COOKER 4 LTR.	EACH	1861.54	1600.00	1900.00	900.00	900.00	1425.00	1800.00	1300.00
WATER COOLER 9/10 LTR.PLASTIC ***	EACH	615.38	500.00	929.25	600.00	630.00	800.00	500.00	500.00
THERMOS STARVAC 1 LTR	EACH	457.69	450.00	552.50	350.00	350.00	650.00	500.00	500.00
BULB PHILIPS 100-WATTS	EACH	35.00	35.00	30.00	30.00	30.00	30.00	30.00	40.00
TUBE LIGHT PHILIPS 40 WATTS	EACH	100.00	100.00	100.00	110.00	110.00	97.50	100.00	120.00
ELECTRIC BLUBS "0" WATTE LOCAL	EACH	25.00	25.00	25.00	20.00	20.00	22.00	20.00	25.00
ELECTRIC BLUB ENERGY SAVER 14 WATTS	EACH	180.00	200.00	160.00	110.00	110.00	155.00	180.00	120.00
WASHING SOAP 250 GMS SPECIFY BRAND NAME	EACH	14.00	30.00	36.00	25.00	25.00	26.00	30.00	30.00
SURF EXCEL 400 GMS POLY BAG	EACH	130.00	130.00	130.00	130.00	130.00	104.00	125.00	104.00
WASHING POWDER 1000 GRM	EACH	155.00	155.00	160.00	175.00	175.00	185.00	160.00	150.00
WASHING POWDER (WHEEL/ BONUS) 100 GRAMS	EACH	95.00	95.00	125.00	85.00	90.00	95.00	85.00	90.00
CLEANSER POWDER VIM 1000 GM	PKT.	75.00	83.33	75.00	70.00	75.00	75.00	77.50	80.00
FINIS 500 ML	BOTTLE	180.00	225.00	200.00	125.00	125.00	210.00	170.00	250.00
PHNYLE TYPHONE/FINIS/CARRANITE 3 LITRES	BOTTLE	140.00	120.00	180.00	110.00	110.00	140.00	150.00	150.00
HARPIC	BOTTLE	155.00	155.00	155.00	145.00	145.00	145.00	160.00	155.00
BOOT POLISH CHERRY/KIWI 50ML	EACH	115.00	135.00	105.00	110.00	110.00	115.00	105.00	136.00
ROBIN BLUE (35 GRAMS)	PKT.	35.00	25.67	35.00	30.00	30.00	30.00	30.00	50.00
TISSU PAPER PERFUMED 100 PCS.	PKT	123.27	120.00	100.00	90.00	90.00	100.00	150.00	100.00
TOILET PAPER ROLL (R.PETEL)	P/ROLL	45.00	42.00	35.00	45.00	50.00	35.00	40.00	30.00
BOOT POLISH LIQUID CHEERY BLOSSOM KIWI 75 ML	BOTTLE	160.00	160.00	150.00	120.00	120.00	140.00	160.00	150.00
MATCH BOX SMALL	EACH	2.00	2.00	3.00	3.00	3.00	2.00	2.50	2.00
DRY CELL 1.5 VOLT(LOCAL)	EACH	15.00	15.00	25.00	25.00	25.00	35.00	20.00	25.00
HAND STITCHING NEEDLE M.SIZE	PACKET	9.31	8.00	8.00	5.00	5.00	10.00	10.00	6.00
SEWING MACHINE NEEDLE (SINGER)	EACH	5.00	6.00	9.00	5.00	5.00	10.00	7.00	5.00
HOUSEHOLD SERVANT FEMALE P/T	P/MNTH	2653.85	1031.25	2000.00	800.00	800.00	1625.00	2100.00	1500.00
MARRIAGE HALL WITH FURNITURE	P/HEAD	303.08	142.50	70.00	120.00	60.00	150.00	150.00	80.00
SEPTRAN TABLETS	10TAB.	19.30	20.00	18.75	16.00	19.00	20.00	19.30	20.00
BRUFEN TABS 200-MG.	10TAB.	10.00	10.00	10.00	10.00	10.00	10.00	12.00	10.00
PANADOL TAB. EXTRA/PLAIN	10TAB.	12.00	12.00	10.50	12.00	12.00	13.00	12.00	12.00
DISPRIN TAB.	10TAB.	13.00	12.00	12.25	13.00	13.00	13.00	12.86	12.00
TRISIL TAB.	10 TAB	10.00	10.00	10.00	10.00	10.00	10.00	10.00	10.00
FLAGYL TAB. 200 MG.	10TAB.	10.00	10.00	10.75	10.00	10.00	10.00	10.00	10.00
VENTOLIN TAB. 2MG.	10TAB.	10.00	10.00	10.00	10.00	10.00	10.00	10.00	10.00
DAONIL TAB. 5 MG.	10TAB.	17.00	17.00	18.00	17.00	17.00	17.00	16.83	17.00

Contd.

7.11 Intercity Consumer Prices December, 2017

Description	Unit	Karachi	Hyder- abad	Nawab- shah	Mirpur-khas	Mithi	Sukkar	Larkana	Dadu
ENTOX TAB.	10TAB.	15.00	15.00	15.00	10.00	15.00	15.00	10.00	15.00
RENITEC TAB. 5 MG.	10TAB.	58.50	58.50	60.00	58.00	58.00	60.00	57.00	58.50
CAC. 1000 TAB	BOTTLE	124.14	122.00	122.00	124.00	124.00	122.00	122.00	124.44
AMOXIL CAPSOLE 250 MG.S	10CAP.	35.70	40.00	37.75	35.00	35.00	40.00	35.00	35.60
CALCIUM SYRUP SANDOZ	BOTTLE	64.00	64.00	64.00	64.00	64.00	64.00	64.00	64.65
LEDERPLEX SYRUP	BOTTLE	52.00	52.00	52.00	52.74	52.74	52.00	52.74	52.74
SANCOS SYRUP (50 ML.)	BOTTLE	30.00	30.00	30.00	30.00	30.00	30.00	30.00	30.00
PHENERGAN SYRUP 120 ML.	BOTTLE	33.00	33.00	33.00	33.00	33.00	33.00	33.00	33.00
CALPOL SYRUP 60 ML.	BOTTLE	28.00	28.00	28.00	28.00	28.00	28.00	28.00	28.00
HYDRYLLIN SYRUP 120 ML.	BOTTLE	69.00	69.00	69.00	69.00	69.00	69.00	69.00	69.00
POLYFAX EYE OINTMENT	TUBE	21.00	21.00	21.00	21.00	21.00	22.00	21.00	21.00
BETNESOL EYE DROPS	BOTTLE	33.89	33.89	33.00	34.00	34.00	33.89	34.00	33.89
EAR DROPS (CARDISPORINE) ***	BOTTLE	25.00	25.00	21.00	23.00	23.00	21.00	21.00	21.00
BETNOVATE-N OINTMENT 5 GMS	TUBE	16.68	16.00	16.00	16.00	16.00	16.00	16.00	16.00
BURNOL CREAM 30 GRM	TUBE	55.42	55.42	55.42	55.42	55.42	55.42	55.42	55.42
VICKS VAPORUB/BALM	BOTTLE	36.00	36.00	36.00	36.00	36.00	36.00	36.00	36.00
GLYCRINE SMALL BOTTLE	BOTTLE	20.00	25.00	30.00	15.00	15.00	15.00	15.00	15.00
JOUHAR JOSHANDA	PKT.	10.00	10.00	7.00	10.00	10.00	10.00	10.00	10.00
GALXOS-D (450 GRMS)	PKT.	157.50	157.50	140.00	150.00	150.00	157.50	140.00	157.50
GRIFE-WATER WOODWARDS	BOTTLE	60.00	60.00	50.00	60.00	60.00	60.00	50.00	60.00
SANIPLAST ONE PUTTY	EACH	2.00	2.00	2.00	1.00	1.50	2.00	2.00	2.00
O.R.S. (NIMCOL)	PKT.	18.00	18.00	15.00	17.00	17.00	15.00	17.00	18.00
DETTOL (MEDIUM)	BOTTLE	80.00	65.00	80.00	80.00	80.00	80.00	65.00	65.00
COTTON BANDAGE 2" - 4"	EACH	8.62	8.00	8.00	15.00	15.00	11.25	15.00	10.00
THERMOMETER CHINA	EACH	45.00	45.00	42.50	40.00	35.00	40.00	40.00	50.00
DOCTOR (MBBS) CLINIC FEE	P/PAT.	165.38	100.00	200.00	100.00	100.00	100.00	300.00	200.00
URINE TEST (DR) CHARGES	P/TEST	129.23	90.00	140.00	70.00	70.00	170.00	150.00	50.00
BLOOD TEST (CP) CHARGES	P/TEST	265.38	212.50	300.00	200.00	200.00	290.00	250.00	200.00
SUGAR TEST (RANDOM/FASTING BOTH) CHARGES	P/TEST	315.38	200.00	240.00	200.00	200.00	200.00	300.00	120.00
ECG CHARGES	P/TEST	361.54	225.00	350.00	200.00	200.00	350.00	200.00	200.00
X-RAY (CHEST) CHARGES	P/X-RAY	330.77	318.75	400.00	200.00	200.00	300.00	400.00	200.00
CAR SUZUKI 800 CC (W/O. A/C)	EACH	679000.00	664500.00	630000.00	679000.00	0.00	630000.00	679000.00	0.00
CAR SUZUKI 1000 CC	EACH	1250000.00	1187000.00	1044000.00	1250000.00	0.00	0.00	0.00	0.00
CAR TOYOTA 1300 CC	EACH	1894000.00	1777500.00	1767500.00	0.00	0.00	0.00	0.00	0.00
CAR HONDA CIVIC	EACH	2363000.00	0.00	2053000.00	0.00	0.00	0.00	0.00	0.00
MOTORCYCLE HONDA CD-70.	EACH	63500.00	63500.00	63750.00	63500.00	63500.00	63500.00	63500.00	63500.00
MOTORCYCLE YAMAHA 100CC.	EACH	78600.00	79300.00	0.00	0.00	0.00	78500.00	79300.00	0.00
MOTOR CYCLE HERO 70 CC	EACH	45000.00	43000.00	44000.00	44500.00	0.00	43000.00	44000.00	0.00
BICYCLE WITH TYRES & TUBES	EACH	6303.85	7600.00	9000.00	7500.00	7900.00	8000.00	8000.00	7000.00
TYRE CAR WITH TUBE GENERAL	EACH	3500.00	3200.00	3800.00	3000.00	3200.00	3200.00	3600.00	3300.00
TYRE MOTOR CYCLE WITHOUT TUBE	EACH	969.23	900.00	1210.00	1200.00	1225.00	800.00	900.00	1050.00
TYRE CYCLE SPECIFY BRAND NAME	EACH	298.46	350.00	400.00	380.00	390.00	350.00	360.00	450.00
TYRE CAR W/O TUBE	EACH	2700.00	2700.00	3200.00	3200.00	3260.00	2700.00	2900.00	3000.00
PETROL SUPER	LITRE	77.47	77.47	77.47	77.47	77.47	77.47	77.47	77.47
HIGH SPEED DIESEL HSD	LITRE	85.95	85.95	85.95	85.95	85.95	85.95	85.95	85.95
CNG	K.G.	78.99	78.99	0.00	78.99	0.00	79.00	76.99	76.99
GAS CYLINDER STAND. SIZE	EACH	1320.00	1210.00	1202.50	1300.00	1360.00	1430.00	1430.00	1540.00
MOTOR CYCLE SERVICE CHARGES	EACH	371.15	300.00	250.00	250.00	250.00	350.00	475.00	250.00
CAR SERVICE CHARGES	EACH	440.38	450.00	500.00	300.00	300.00	350.00	600.00	400.00
TYRE PUNCTURE CHARGES	EACH	50.00	60.00	72.50	70.00	50.00	75.00	80.00	80.00
CYCLE OVERHAULING CHARGES	EACH	203.85	300.00	275.00	200.00	200.00	300.00	300.00	200.00
CAR TAX FOR 800CC TO 1300CC	YEARLY	1750.00	1750.00	1750.00	1750.00	1750.00	1750.00	1750.00	1750.00
TRAIN FARE ECO. 1-100 KM.	P/KM.	0.68	0.68	0.68	0.68	0.00	0.68	0.68	0.68
TRAIN FARE ECO. 101-500 KM.	P/KM.	0.98	0.98	0.98	0.98	0.00	0.98	0.98	0.98
TRAIN FARE ECO. > 500 KM.	P/KM.	0.89	0.89	0.89	0.89	0.00	0.89	0.89	0.89
TRAIN FARE IST SLP. 1-100KM	P/KM.	2.10	2.10	2.10	2.10	0.00	2.10	2.10	2.10
TRAIN FARE IST SLP.101-500 KM	P/KM.	2.59	2.56	2.59	2.59	0.00	2.59	2.59	2.59
TRAIN FARE IST SLP. > 500 KM	P/KM.	1.99	1.99	1.99	1.99	0.00	1.99	1.99	1.99
TRAIN FARE A/C SLP. 1-100KM.	P/KM	5.76	5.76	5.76	5.76	0.00	5.76	5.76	5.76
TRAIN FARE A/C SLP.101-500KM	P/KM.	4.59	4.59	4.73	4.59	0.00	4.59	4.59	4.59
TRAIN FARE A/C SLP > 500KM.	P/KM	4.16	4.16	4.16	4.16	0.00	4.16	4.16	4.16

Contd.

7.11 Intercity Consumer Prices December, 2017

Description	Unit	Karachi	Hyder- abad	Nawab- shah	Mirpur-khas	Mithi	Sukkar	Larkana	Dadu
PLATEFORM TICKET	EACH	10.00	10.00	10.00	10.00	0.00	10.00	10.00	10.00
AUTO RICKSHAW FARES	KM/MIN	60.00	40.00	80.00	60.00	90.00	80.00	52.50	40.00
FULL TONGA CHARGES	KM/MIN	70.00	80.00	35.00	60.00	0.00	80.00	65.00	0.00
TAXI 4 SEATER FARE	KM/MIN	70.00	60.00	100.00	90.00	90.00	80.00	200.00	60.00
BUS FARE MIN (WITHIN CITY)	TICKET	10.00	10.00	0.00	10.00	0.00	0.00	0.00	0.00
BUS FARE MAX (WITHIN CIT	TICKET	15.00	15.00	0.00	10.00	0.00	0.00	0.00	0.00
BUS FARE OUTSIDE CITY	P/KM.	0.75	0.75	0.75	0.75	0.75	0.75	0.75	0.75
A/C BUS FARE OUTSIDE CITY	P/KM.	1.35	1.35	1.35	1.35	1.35	1.35	1.35	1.35
MINIBUS FARE MIN.WITH IN CITY	TICKET	10.00	10.00	0.00	0.00	0.00	0.00	0.00	0.00
MINIBUS FARE MAX.WITH IN CITY	TICKET	16.00	16.00	0.00	0.00	0.00	0.00	0.00	0.00
SUZUKI FARE MIN.WITH IN CITY	TICKET	10.00	10.00	0.00	10.00	0.00	10.00	10.00	0.00
SUZUKI FARE MAXIMUM W.IN CITY	TICKET	16.54	15.00	0.00	10.00	0.00	30.00	10.00	0.00
AIR FARE ECONOMY CLASS.	P/KM.	19.26	19.26	19.26	0.00	0.00	19.26	19.26	0.00
POSTAL ENVELOPE DOMESTIC	EACH	8.00	8.00	8.00	8.00	8.00	8.00	8.00	8.00
ENVELOPE FOR SAUDI ARABIA	EACH	50.00	50.00	50.00	50.00	50.00	50.00	50.00	45.00
POSTAL REGISTRATION CHARGES	EACH	38.00	38.00	38.00	38.00	38.00	38.00	38.00	28.00
U.M.S. REG CHARGES MIN.	EACH	59.00	59.00	60.00	60.00	60.00	59.00	60.00	60.00
T.C.S. CH. MIN.WITH IN ZONE	EACH	180.00	150.00	150.00	110.00	110.00	180.00	180.00	120.00
TELEPHONE CHARGES LOCAL CALL	P/CALL	3.94	3.94	3.94	3.94	3.94	3.94	3.94	3.94
TEL CHARGES OUT SIDE CITY	P/CALL	3.94	3.94	3.94	3.94	3.94	3.94	3.94	3.94
INTERNET CHARGES	P/HOUR	20.00	25.00	42.50	20.00	20.00	30.00	20.00	30.00
MOBILE CELL CHARGES	P/UNIT	3.00	3.00	3.06	3.00	3.00	5.00	3.50	3.06
FAX CHARGES (LOCAL)	P/PAGE	15.00	20.00	15.00	15.00	20.00	20.00	22.50	30.00
TELEPHONE SET AV. QLTY	EACH	1084.62	800.00	500.00	600.00	650.00	562.50	1250.00	550.00
MOBILE SET NOKIA/SONY/ERICSON/SAMSUNG WITHOUT CAMERA	EACH	2600.00	2600.00	3250.00	2250.00	2300.00	2700.00	3200.00	2400.00
T.V. 20" COLORED WEGA H-A21.	EACH	19500.00	19000.00	4000.00	18000.00	18000.00	17500.00	20500.00	14000.00
T.V 20" COLOR CHINA/KORIA)	EACH	14000.00	13000.00	11000.00	10000.00	10000.00	12000.00	9000.00	11000.00
V.C.P. PANASONIC/LG/NAT	EACH	4000.00	5000.00	5000.00	6000.00	6000.00	5600.00	4800.00	4500.00
DVD/VCD PLAYER PANASONIC/LG	EACH	4500.00	3750.00	2000.00	3500.00	3000.00	4500.00	3000.00	2200.00
RADIO WITH C.PLAYER NATIONAL	EACH	2009.62	3500.00	3500.00	1500.00	1500.00	2000.00	2800.00	2000.00
PERSONNEL COMPUTER (BRANDED)	EACH	43384.62	40000.00	58000.00	46000.00	46000.00	45000.00	45000.00	27000.00
VID. CASSETTE BLK. TDK/SONY	EACH	140.00	140.00	200.00	120.00	120.00	140.00	170.00	160.00
COM. C.D. (TDK/IMATION)	EACH	50.00	80.00	60.00	50.00	55.00	50.00	50.00	50.00
TAPE RECORDER CASSETTE BLANK	EACH	50.00	60.00	50.00	50.00	55.00	50.00	50.00	50.00
VIDEO GAME SEGA 16 BYTE	EACH	1400.00	1400.00	1100.00	1800.00	0.00	1350.00	1500.00	1150.00
CINEMA A/C. HIGH CLASS	TICKET	150.00	100.00	0.00	30.00	0.00	0.00	0.00	0.00
CINEMA NON-A/C HIGH CLASS	TICKET	120.00	40.00	50.00	20.00	0.00	0.00	60.00	35.00
CABLE CHARGES	PER MONT	400.00	300.00	250.00	300.00	200.00	300.00	375.00	300.00
TV.LICENCE FEE DOMESTIC	YEARLY	420.00	420.00	420.00	420.00	420.00	420.00	420.00	420.00
ENGLISH BOOK CLASS V1	EACH	56.65	56.65	56.65	56.65	56.65	56.65	56.65	56.65
ENGLISH BOOK CLASS IX OR X	EACH	43.15	43.15	43.15	43.15	43.15	43.15	43.15	43.15
ENG. BOOK IST.YR COMPLETE SET	EACH	118.15	118.15	118.15	118.15	118.15	118.15	118.15	118.15
ENGLISH BOOK BA/B.SC	EACH	150.00	150.00	150.00	150.00	150.00	150.00	150.00	150.00
URDU BOOK CLASS V (T.B.BORD)	EACH	64.80	64.80	64.80	64.80	64.80	64.80	64.80	64.80
URDU BOOK CLASS IX/X(T.B.B)	EACH	53.35	53.35	53.35	53.35	53.35	53.35	53.35	53.35
URDU BOOK IST.YEAR/INTER	EACH	46.10	46.10	46.10	46.10	46.10	46.10	46.10	46.10
URDU BOOK BA/B.SC	EACH	120.00	120.00	120.00	120.00	120.00	120.00	120.00	120.00
MATHS BOOK CALSS V (T.B.B)	EACH	117.25	117.25	117.25	117.25	117.25	117.25	117.25	117.25
MATHS BOOK CLASS IX OR X	EACH	191.85	191.85	191.85	191.85	191.85	191.85	191.85	191.85
MATHS BOOK IST.YEAR (T.B.B)	EACH	115.90	115.90	115.90	115.90	115.90	115.90	115.90	115.90
PAKISTAN STUDIES BOOK BA/B.SC	EACH	125.00	125.00	125.00	125.00	125.00	125.00	125.00	125.00
DAILY "DAWN"	P/COPY	20.00	20.00	20.00	20.00	20.00	20.00	20.00	20.00
DAILY "JANG"	P/COPY	13.00	13.00	13.00	13.00	13.00	13.00	13.00	13.00
DAILY "NAWA-E-WAQT"	P/COPY	13.00	13.00	13.00	13.00	13.00	13.00	13.00	13.00
WEEKLY "AKHBAR-E-JAHAN"	P/COPY	55.00	55.00	55.00	55.00	55.00	55.00	55.00	55.00
WEEKLY "MAG"	P/COPY	45.00	45.00	45.00	45.00	45.00	45.00	45.00	45.00
MONTHLY "NAUNEHAL DIGEST"	P/COPY	35.00	35.00	35.00	35.00	35.00	35.00	35.00	35.00
PAPER FOOLSCAPE (27"x17")	QUIRE	46.54	45.00	27.00	30.00	25.00	45.00	52.50	35.00
EXERCISE.BOOK LINED 80/100 PGS	EACH	36.54	30.00	30.00	20.00	15.00	60.00	30.00	20.00
PENCILGOLDFISH/DEER	EACH	8.00	7.00	6.00	8.00	8.00	6.00	6.00	6.00
PEN INK DOLLOR 57 ML BOTTLE	EACH	25.00	25.00	20.00	30.00	30.00	25.00	25.00	20.00

Contd.

7.11 Intercity Consumer Prices December, 2017

Description	Unit	Karachi	Hyder- abad	Nawab- shah	Mirpur-khas	Mithi	Sukkar	Larkana	Dadu
PHOTOSTATE PAPER 70 GM	PRT	480.00	330.00	357.50	320.00	350.00	400.00	350.00	340.00
BALL PEN (local)	EACH	8.00	6.00	7.00	10.00	10.00	7.00	7.00	8.00
FOUNTAIN PEN HERO/WINGS/CHINA	EACH	40.00	35.00	50.00	20.00	25.00	40.00	50.00	30.00
PRIVATE SCHOOL FEE ENGLISH MEDIUM AVERAGE STANDARD (CLASS I)	P/MONTH	1150.00	1250.00	1500.00	700.00	500.00	1500.00	1350.00	1760.00
PRIVATE SCHOOL FEE ENGLISH MEDIUM AVERAGE STANDARD (CLASS V)	P/MONTH	1242.31	1237.50	2100.00	1000.00	500.00	1500.00	1450.00	2185.00
PRIVATE SCHOOL FEE ENGLISH MEDIUM AVERAGE STANDARD (CLASS VI)	P/MONTH	1800.00	1200.00	2700.00	1000.00	700.00	1800.00	1450.00	2185.00
PRIVATE SCHOOL FEE ENGLISH MEDIUM AVERAGE STANDARD (CLASS X)	P/MONTH	1800.00	1575.00	4000.00	1200.00	700.00	1800.00	1650.00	2415.00
PRIVATE MEDICLE COLLEGE FEE MBBS (1ST YEAR)	P/MONTH	58333.33	61250.00	0.00	40000.00	0.00	0.00	0.00	0.00
PRIVATE ENGINEERING COLLEGE FEE (ISTR YEAR)	P/MONTH	9583.33	0.00	0.00	0.00	0.00	0.00	0.00	0.00
GOVT. COLLEGE FEE 1ST. YEAR	MONTH	0.00	0.00	0.00	0.00	0.00	0.00	0.00	0.00
GOVT. COLLEGE FEE 4TH. YEAR	MONTH	75.00	75.00	75.00	75.00	75.00	75.00	75.00	75.00
GOVT. UNIVERSITY FEE MSC.	MONTH	1916.66	833.33	1550.00	354.17	354.17	0.00	0.00	400.00
GOVT. MED. COLLEGE FEE MBBS	MONTH	2658.33	3333.33	1466.67	0.00	2000.00	2658.00	5020.83	2000.00
GOVT. ENGG. COLL. FEE I YEAR	MONTH	2426.66	1500.00	500.00	0.00	0.00	0.00	1041.66	0.00
COACHING FEE FOR CLASS IX/X	P/MONTH	1800.00	1750.00	1500.00	1000.00	1000.00	4000.00	1000.00	700.00
COACHING CHARGES FOR CLASS 1ST YEAR/INTER (SCIENCE)	P/MONTH	2000.00	1000.00	1750.00	1250.00	1250.00	5000.00	1500.00	1000.00
COACHING CHARGES FOR CLASS 1ST YEAR/INTER (COMMERCE)	P/MONTH	1846.15	1250.00	3500.00	1000.00	1000.00	5000.00	1000.00	500.00
I.T. TUITION FEES	P/MONTH	3000.00	2250.00	915.00	0.00	0.00	1750.00	2000.00	600.00
MBA TUITION FEES	P/MONTH	8153.85	3000.00	2000.00	0.00	0.00	8200.00	2310.00	0.00
BREAD TANDOORI ST. SIZE	EACH	10.00	10.00	10.00	8.00	8.00	10.00	7.50	6.00
COOKED MUTTON (AV. HOTEL)	PLATE	159.23	150.00	150.00	125.00	130.00	175.00	155.00	70.00
COOKED BEEF (AV. HOTEL)	PLATE	81.15	77.50	70.00	80.00	50.00	100.00	100.00	50.00
COOKED DAL (AV. HOTEL)	PLATE	60.38	52.50	65.00	50.00	50.00	50.00	65.00	50.00
CHICKEN BIRYANI FULL/DOUBLE	PLATE	166.92	150.00	100.00	100.00	100.00	165.00	200.00	120.00
TEA PREPARED (ORDINARY)	CUP	21.54	20.00	25.00	30.00	25.00	27.50	27.50	20.00
HAIRCUT CHARGES FOR MEN	P/CUT	83.08	75.00	100.00	50.00	50.00	70.00	115.00	60.00
BEAUTY PORL HAIR STYL CHARGE	P/STY.	530.77	350.00	250.00	150.00	100.00	175.00	375.00	250.00
SHAVING CHARGES	PER SHV	45.00	40.00	50.00	20.00	20.00	35.00	60.00	30.00
LIPSTICK S.MISS/MEDORA	EACH	120.00	120.00	120.00	120.00	120.00	100.00	120.00	90.00
NAIL POLISH S.MISS/MEDORA	EACH	110.00	110.00	95.00	110.00	110.00	85.00	80.00	50.00
PERFUME MED.SIZE MEDORA/BROACH	EACH	250.00	120.00	200.00	220.00	220.00	120.00	220.00	185.00
HAIR-OIL AMLA/CHAMBELI	BOTTLE	140.00	120.00	130.00	120.00	120.00	130.00	120.00	120.00
TOILET SOAP LUX 95 GRAMS	EACH	45.60	46.14	42.00	35.00	42.00	46.00	40.53	44.00
TOILET SOAP LIFEBOUY 140 GRM	EACH	42.00	46.66	45.00	42.00	42.00	42.00	47.00	47.00
TOILET SOAP SAFEGUARD BATH SIZE	EACH	50.00	55.00	46.00	50.00	50.00	50.00	50.00	50.00
TOOTHPASTE MACKLINES 70 GRM	EACH	50.00	50.00	50.00	50.00	50.00	50.00	50.00	50.00
TOOTHPAST MED SIZE CLGATE 70 GMS	EACH	63.47	68.00	65.00	68.00	68.00	65.00	68.00	65.00
TOOTHBRUSH SHEILD A/PLAUQUE	EACH	35.00	35.00	40.00	35.00	40.00	45.00	60.00	35.00
TOOTHPOWDER DENTONIC 90 GRM	EACH	35.00	32.00	28.00	22.00	25.00	28.00	35.00	25.00
HAIR-COLOUR BEGIN (6 GMS)	EACH	110.00	110.00	100.00	110.00	100.00	100.00	110.00	100.00
HAIR COLOUR (KALAKOLA)	BOTTLE	130.00	130.00	130.00	130.00	130.00	130.00	135.00	130.00
FACECREAM PONDS (MEDIUM)	EACH	120.00	120.00	110.00	120.00	120.00	120.00	120.00	120.00
TALC POWDER VICE ROAY,B.CAT	EACH	165.00	145.00	130.00	150.00	160.00	150.00	162.50	145.00
BLADE TREET ORDINARY 10'S	PKT.	40.00	40.00	42.00	40.00	40.00	45.00	45.00	40.00
BLADE 7-O-CLOCK STAIN. 5'S	PKT.	40.00	35.00	35.00	30.00	32.00	38.00	32.50	35.00
SHAMPOO SUNSILK/PAINTIN 100 ML	BOTTLE	110.00	110.00	110.00	99.00	99.00	100.00	110.00	100.00
BEAUTY CREAM (FAIR & LOVELY)	EACH	130.00	75.00	185.00	200.00	200.00	200.00	185.00	200.00
HAIR REMOVING CREAM (EU-CREAM)	TUBE	65.00	65.00	65.00	65.00	65.00	65.00	65.00	65.00
GEL MEDIUM SIZE	BOTTLE	80.00	60.00	65.00	55.00	75.00	70.00	100.00	120.00
DISPOSABLE RAZOR GILLET-II	EACH	45.00	45.00	45.00	40.00	40.00	45.00	40.00	40.00
SHAVING CREAM TOUCH-ME/ADM.	EACH	70.00	70.00	70.00	55.00	60.00	55.00	70.00	60.00
GOLD TEZABI 24 CT	10 GM.	45942.00	46457.00	43000.00	45400.00	45400.00	44800.00	45006.00	44166.00
SILVER TEZABI 24 CT	10 GM.	688.57	677.00	787.50	660.00	660.00	625.00	685.00	740.00
ARTIFICIAL JEWELLARY SET	SET	1267.31	625.00	1700.00	375.00	500.00	600.00	1800.00	250.00
WRIST WATCH GENTS CITIZEN (ORIGINAL) ***	EACH	2861.54	3100.00	3750.00	2500.00	2600.00	2600.00	3050.00	2500.00
WRIST WATCH LADIES CITIZEN (ORIGINAL) ***	EACH	2861.54	3050.00	3750.00	2500.00	2600.00	2500.00	2550.00	2500.00
WALL CLOCK QUARTZ AV.QLTY	EACH	500.96	400.00	500.00	350.00	300.00	500.00	500.00	250.00
SUITCASE REXIN (24"x16"x6")	EACH	1688.46	975.00	1600.00	900.00	900.00	1550.00	1500.00	1300.00
TRUNK MEDIUM SIZE ***	EACH	1900.00	1450.00	3000.00	1200.00	1150.00	3125.00	1250.00	1300.00
PURSE LADIES (LEATHER) AVERAGE QUALITY	EACH	1759.62	725.00	1500.00	650.00	555.00	600.00	1350.00	400.00

7.11 Intercity Consumer Prices December, 2017

Description	Unit	Peshawar	Mardan	Abbott- abad	Bannu	D.I. Khan	Mingora
WHEAT	10 KG.	360.00	340.00	450.00	337.50	325.00	320.00
WHEAT FLOUR FINE/SUPERIOR.	KG.	45.00	40.00	50.00	40.50	38.25	40.00
WHEAT FLOUR AVG. QLTY	KG.	39.17	38.00	40.00	39.00	37.00	39.00
WHEAT FLOUR BAG	10 KG.	387.50	380.00	400.00	390.00	375.00	385.00
MAIDA	KG.	51.67	50.00	50.00	51.00	47.50	50.00
SUJI	KG.	55.00	50.00	50.00	50.00	48.00	50.00
BESAN AV. QLTY.	KG.	131.67	130.00	130.00	140.00	127.50	160.00
RICE BASMATI SUP. QLTY.	KG.	126.67	140.00	130.00	120.00	117.50	120.00
RICE BASMATI 385/386	KG.	105.00	100.00	85.00	110.00	100.00	80.00
RICE BASMATI BROKEN AV.QLTY	KG.	77.50	75.00	85.00	52.50	67.50	70.00
RICE IRRI-6 (SINDH/PUNJAB)	KG.	55.83	50.00	50.00	61.00	52.50	50.00
VERMICELLI	KG.	72.50	71.00	90.00	70.00	72.50	80.00
BREAD PLAIN MEDIUM SIZE	EACH	35.00	35.00	35.00	35.00	30.00	40.00
RUSK (PAPAY)	KG.	200.00	200.00	160.00	140.00	147.50	260.00
BISCUITS-PACKED	PKT	34.17	35.00	40.00	40.00	37.50	40.00
BISCUIT-BAKERY (LOOSE)	250 GM	69.58	87.50	60.00	62.50	52.50	70.00
CORNFLAKS FAUJI 225 GM.	PKT	204.67	200.00	205.00	175.00	200.00	170.00
SAMOSAS (VEGATABLE)	EACH	7.67	10.00	10.00	17.50	10.00	10.00
PASTRY AV.QLTY.	EACH	23.33	20.00	20.00	20.00	25.00	20.00
PATTIES (VEGATABLES)	EACH	30.00	20.00	20.00	30.00	20.00	15.00
NIMCO	250 GM	50.00	50.00	50.00	57.50	51.25	50.00
CHIPS	250 GM	55.00	50.00	80.00	62.50	55.00	60.00
BEEF WITH BONE AV.QLTY.	KG	336.67	310.00	300.00	320.00	315.00	325.00
MUTTON AV.QLTY.	KG	733.33	600.00	700.00	570.00	637.50	600.00
CHICKEN FARM BROILER (LIVE)	KG	170.00	176.00	145.00	165.00	144.00	170.00
FISH-RAHU MEDIUM SIZE	KG	226.67	230.00	300.00	370.00	290.00	250.00
MILK FRESH (UNBOILED)	LTR.	85.00	90.00	90.00	82.50	72.50	100.00
CURD	KG.	97.50	100.00	100.00	97.50	80.00	120.00
MILK TETRA PACK 1/2 LTR.	PKT.	60.00	60.00	59.00	60.00	70.00	65.00
LACTOGEN 400 GRAMS	PKT.	425.00	440.00	450.00	440.00	438.00	450.00
POWDER MILK NIDO 400GM.	PKT	370.00	375.00	380.00	330.48	395.00	370.00
MILK POWDER LOOSE/PACKED	KG.	406.67	400.00	500.00	545.00	430.00	425.00
BUTTER LOCAL PACKED	50 GM.	27.00	60.00	25.00	45.00	32.50	28.00
EGGS FARM	DOZ	133.33	110.00	130.00	132.50	112.50	125.00
MUSTARD OIL AV.QLTY.	KG.	218.33	230.00	240.00	180.00	162.50	220.00
COOKING OIL (DALDA)	2.5LTR	470.00	465.00	475.00	475.00	438.75	450.00
COOKING OIL (PAKWAN) OTHER BRAND SPECIFY	2.5 LTR	379.00	350.00	370.00	430.00	440.00	475.00
VEGETABLE GHEE TIN	2.5KG.	460.00	460.00	455.00	470.00	475.00	420.00
VEGETABLE GHEE (LOOSE)	KG.	159.17	155.00	150.00	160.00	157.50	165.00
DATES AV.QLTY.	KG.	160.00	135.00	200.00	203.75	167.50	200.00
PISTACHIO AV.QLTY.	50 GM.	71.67	80.00	100.00	90.00	60.00	70.00
ALMONDS WHOLE AV.QLTY.	KG.	708.33	687.50	475.00	695.00	500.00	600.00
COCONUT DRY AV.QLTY.	KG.	393.33	400.00	400.00	330.00	300.00	375.00
RAISINS AV.QLTY.	50 GM.	27.50	20.00	20.00	13.50	14.75	15.00
GROUNDNUTS (WITH SHELL)	KG.	200.00	200.00	200.00	185.00	155.00	180.00
MALTA/MOSAMBI	DOZ	145.00	0.00	0.00	80.00	65.00	120.00
KINNU	DOZ	86.67	0.00	50.00	60.00	70.00	50.00
APPLE	KG	145.00	125.00	140.00	140.00	125.00	100.00
ALOO BUKHARA	KG	0.00	0.00	0.00	0.00	0.00	0.00
POMEGRANATE (ANNAR)	KG	190.00	200.00	150.00	350.00	175.00	180.00
GRAPES	KG	0.00	0.00	0.00	0.00	0.00	0.00
BANANAS	DOZ	73.33	65.00	70.00	55.00	52.50	50.00
MANGO KALMI	KG	0.00	0.00	0.00	0.00	0.00	0.00
GUAVA	KG	93.33	65.00	60.00	75.00	75.00	65.00
WATERMELON (TURBOOZ)	KG	0.00	0.00	0.00	0.00	0.00	0.00
MUSKMELON (KHARBOOZA)	KG	0.00	0.00	0.00	0.00	0.00	0.00
SWEETMELON (GARMA)	KG	0.00	0.00	0.00	0.00	0.00	0.00
PULSE MASOOR (WHOLE)	KG.	86.25	70.00	120.00	110.00	100.00	70.00
PULSE MASOOR (WASHED)	KG.	85.00	75.00	100.00	105.00	117.50	100.00
PULSE MOONG (WASHED)	KG.	85.83	75.00	120.00	95.00	110.00	100.00
PULSE MASH (WASHED)	KG.	144.33	150.00	170.00	135.00	185.00	120.00

Contd.

7.11 Intercity Consumer Prices December, 2017

Description	Unit	Peshawar	Mardan	Abbott- abad	Bannu	D.I. Khan	Mingora
PULSE GRAM	KG.	116.67	112.50	127.50	110.00	113.75	100.00
GRAM WHOLE BLACK AV QLTY.	KG.	135.00	130.00	155.00	92.50	87.50	125.00
GRAM WHOLE YELLOW AV.QLTY	KG.	210.00	220.00	215.00	155.00	155.00	200.00
BEANS (LAL LOBIA)	KG.	126.67	120.00	145.00	135.00	108.75	140.00
POTATOES	KG	33.33	40.00	40.00	43.75	37.50	40.00
ONION	KG	65.00	60.00	65.00	50.00	71.25	70.00
TURNIP	KG	31.67	20.00	35.00	20.00	25.00	20.00
RADISH	KG	24.17	20.00	40.00	20.00	6.00	30.00
TOMATOES	KG	62.50	80.00	65.00	70.00	70.00	70.00
CABBAGE	KG	43.33	40.00	55.00	35.00	30.00	40.00
CAULIFLOWER	KG	43.33	20.00	60.00	37.50	40.00	60.00
BRINJAL	KG	45.00	40.00	60.00	30.00	27.50	60.00
PUMPKIN	KG	0.00	0.00	0.00	0.00	0.00	0.00
BOTTLEGOURD	KG	0.00	0.00	0.00	0.00	0.00	0.00
LADY FINGER	KG	0.00	0.00	0.00	0.00	0.00	0.00
PEAS	KG	113.33	100.00	90.00	100.00	95.00	100.00
SPINACH	KG	19.17	17.50	30.00	20.00	21.25	40.00
TINDA	KG	0.00	0.00	0.00	0.00	0.00	0.00
TURAI	KG	0.00	0.00	0.00	0.00	0.00	0.00
KARAILA	KG	0.00	0.00	0.00	0.00	0.00	0.00
ARVI	KG	0.00	0.00	0.00	0.00	0.00	0.00
CHILLIES GREEN	KG	108.33	80.00	120.00	120.00	85.00	130.00
CARROT	KG	53.33	40.00	50.00	30.00	30.00	40.00
COCUMBER (KHEERA)	KG	46.67	40.00	50.00	50.00	47.50	40.00
LEMON	250GM	29.17	20.00	35.00	30.00	20.00	20.00
SUGAR REFINED	KG.	54.67	54.50	54.00	52.50	52.50	56.00
GUR AV.QLTY	KG.	93.33	80.00	100.00	92.50	66.00	80.00
HONEY LANGANESE 500 GM.	BOTTLE	933.33	840.00	950.00	750.00	850.00	500.00
MILO 200 GM.	BOTTLE	216.67	225.00	280.00	200.00	220.00	200.00
CUSTARD POWDER RAFHAN 300 GM.	PKT	78.33	80.00	80.00	85.00	80.00	80.00
TOFFEE (HILAL)	EACH	1.67	2.00	1.00	1.00	1.00	1.00
CHOWKELATE CANDY (SMALL SIZE)	EACH	5.00	5.00	5.00	5.00	5.00	5.00
SWEETMEAT (MIXED)	KG	273.33	270.00	240.00	190.00	247.50	280.00
ICE CREAM WALLS	CUP.	43.33	45.00	40.00	40.00	45.00	40.00
ICE	KG	10.00	10.00	10.00	12.00	10.00	25.00
JAM AHMED/MITCHELLES	BOTTLE	136.67	140.00	140.00	110.00	140.00	160.00
SQUASH-MITCHELLES	BOTTLE	165.00	165.00	175.00	160.00	165.00	165.00
ROOH AFZA	BOTTLE	170.00	170.00	170.00	170.00	170.00	170.00
JAM-E-SHIREEN	BOTTLE	180.00	180.00	180.00	160.00	180.00	180.00
SAUNF	50 GM	20.00	15.00	20.00	15.00	10.00	10.00
CINAMON LOOSE AV. QLTY	50 GM.	23.33	27.50	20.00	30.00	20.00	20.00
CUMINSEED WHITE NATIONAL	50 GM.	70.00	54.00	56.00	50.00	76.00	50.00
PEPPER BLACK NATIONAL	50 GM.	110.00	110.00	110.00	96.00	110.00	96.00
CLOVES LOOSE AV.QLTY	50 GM.	131.67	100.00	100.00	107.50	120.00	90.00
CARDAMOM LARGE LOOSE AV.QLTY	50 GM.	160.00	160.00	100.00	90.00	120.00	95.00
CARDAMOM SMALL AV.QLTY	50 GM.	128.33	127.50	120.00	120.00	62.00	100.00
SALT-POWDERED (LAHORI) LOOSE	KG.	10.00	10.00	10.00	12.00	17.50	15.00
SALT POWDERED (NATIONAL/SHAN)	PKT	25.00	25.00	25.00	20.00	25.00	20.00
CHILLIES POWD.NATIONAL 200GM	PKT	115.00	120.00	109.25	105.00	120.00	116.00
CHILLIES POWDER LOOS	KG.	273.33	240.00	320.00	240.00	237.50	220.00
CORRIANDER SEED POWD.NATIONAL	PKT	104.00	104.00	105.00	104.00	105.00	116.00
CORRIANDER SEED (LOOSE)	KG.	266.67	240.00	320.00	280.00	200.00	200.00
TURMERIC POWD.NATIONAL 50GM	PKT.	35.00	35.00	35.00	35.00	35.00	40.00
CURRY POWD. NATIONAL 200 GM	PKT.	87.00	87.00	87.00	87.00	87.00	87.00
TOMATO KETCHUP AHMED/MITCHL	BOTTLE	113.33	105.00	90.00	70.00	95.00	130.00
PICKLES AHMED/MITCHELLES	BOTTLE	121.67	110.00	140.00	100.00	110.00	110.00
VINEGAR SYNTHETIC (SIRKA)	BOTTLE	88.33	70.00	90.00	40.00	60.00	100.00
GARLIC	KG	180.00	145.00	130.00	165.00	145.00	130.00
GINGER	KG	190.00	200.00	200.00	240.00	210.00	170.00
TAPAL DANEDAR TEA 200GM PACKET	PKT	178.95	178.95	170.00	158.00	175.00	170.00
TEA LIPTON YELLOW LABEL 200GM.	PKT.	178.95	178.95	170.00	205.25	180.00	180.00

Contd.

7.11 Intercity Consumer Prices December, 2017

Description	Unit	Peshawar	Mardan	Abbott- abad	Bannu	D.I. Khan	Mingora
TEA LOOSE KENYA AV.QLTY 250GM.	PKT.	175.83	170.00	180.00	177.50	140.00	170.00
COFFEE-NESCAFE 75 GM. **	BOTTLE	346.67	365.00	320.00	290.00	350.00	360.00
COLD DRINK (STANDARD SIZ)	BOTTLE	26.67	30.00	25.00	25.00	25.00	25.00
FRUIT JUICE TETRA PACK	PKT.	15.00	15.00	25.00	17.50	20.00	30.00
MINERAL WATER NESTLE 1.5 LTR	BOTTLE	46.67	50.00	50.00	50.00	50.00	50.00
CIGARETTES K-2 10'S **	PKT	55.00	70.00	45.00	55.00	50.00	50.00
CIGARETTES CAPSTAN 10'S **	PKT	55.00	60.00	50.00	60.00	50.00	70.00
CIGARETTES GOLD LEAF 20'S	PKT	138.33	140.00	135.00	140.00	130.00	130.00
CIGARETTES MORVEN GOLD 20'S	PKT	55.00	60.00	50.00	60.00	60.00	60.00
BETEL LEAVES	50GM.	93.33	140.00	90.00	80.00	50.00	60.00
BETEL NUTS	KG.	603.33	700.00	420.00	300.00	280.00	400.00
LONG CLOTH 57" GUL AHMED/AL-KARAM	METER	333.33	300.00	250.00	180.00	227.50	320.00
SHIRTING AV.QLTY.	METER	304.17	300.00	225.00	150.00	150.00	182.50
PANT CLOTH W & WEAR AV.QLTY	METER	366.67	350.00	450.00	690.00	265.00	650.00
LAWN PRINTED GUL AHMED/AL-KARAM	METER	360.00	380.00	460.00	192.50	260.00	185.00
GEORGETTE AV.QLTY	METER	120.00	120.00	250.00	100.00	90.00	115.00
LINEN AV.QLTY ***	METER	153.33	175.00	150.00	148.75	80.00	145.00
HEAVY WT SUITING LAWERNCPUR AVG QLTY	METER	2800.00	2800.00	1850.00	980.00	1000.00	2250.00
HEAVY WT SUITING LAWERNCPUR SUP QLTY	METER	3050.00	3050.00	1850.00	1100.00	2000.00	2725.00
TROPICAL SUITING LAW.PUR	METER	1600.00	1600.00	1300.00	750.00	1375.00	1300.00
PANT BOY 24"/26" LENGTH.	EACH	460.00	400.00	500.00	750.00	311.25	400.00
SHIRT BOY 24"/26" LENGTH	EACH	358.33	290.00	500.00	350.00	290.00	425.00
SCHOOL UNI. PANT,SHIRT BOYS	SUIT	826.67	690.00	585.00	775.00	481.25	705.00
SCHOOL UNI. KAMEEZ,SHAL.BOYS	SUIT	758.33	600.00	750.00	725.00	450.00	475.00
SCHOOL UNI. KAMEEZ,SHAL.GIRL	SUIT	790.00	675.00	675.00	730.00	500.00	650.00
FROCK W/WEAR GIRLS	EACH	1066.67	1150.00	1250.00	1035.00	680.00	900.00
AWAMI-SUIT W & W(BOY) 24"/26	SUIT	983.33	950.00	1200.00	943.75	600.00	615.00
AWAMI-SUIT W&W (GENTS)AV.QLTY	SUIT	1850.00	1550.00	2200.00	2000.00	925.00	1300.00
PULLOVER GENTS OXFORD/BON.	EACH	3430.00	3430.00	3600.00	3500.00	2400.00	3500.00
PULLOVER LADIES OXFORD/BON.	EACH	3190.00	2800.00	3100.00	3400.00	2400.00	3500.00
PULLOVER (GENTS) OTHERS A. QTY	EACH	1066.67	1100.00	1975.00	1550.00	825.00	1925.00
SECOND-HAND COAT FOR MEN	EACH	675.00	650.00	800.00	325.00	225.00	650.00
SECONDHAND SWEETER FOR MEN DUP QLTY	EACH	808.33	850.00	500.00	300.00	250.00	550.00
SECONDHAND WINTER JACKET	EACH	850.00	1100.00	700.00	225.00	225.00	875.00
UNDERWEAR AV.QLTY MEDIUM SIZE	EACH	110.00	110.00	190.00	97.50	80.00	130.00
VEST FOR MEN AV.QLTY.	EACH	131.67	110.00	150.00	93.75	70.00	110.00
VEST/SHAMEEZ (WOMEN) AVG. QLTY	EACH	151.67	140.00	200.00	145.00	110.00	95.00
SOCKS NYLON (PAKISTANI)	PAIR	76.67	100.00	100.00	67.50	50.00	60.00
BRASSIER AV.QLTY.	EACH	135.00	150.00	90.00	167.50	100.00	135.00
BRASSIER SUP QLTY	EACH	258.33	225.00	265.00	266.25	115.00	250.00
DOPATTA GEORGETTE AV.QLTY.	EACH	250.00	250.00	350.00	260.00	250.00	350.00
DOPATTA COTTON AV QLTY	EACH	221.67	190.00	250.00	275.00	230.00	255.00
CHADDAR (W/WEAR) (2x2.5 MTR)	EACH	1016.67	950.00	600.00	477.50	337.50	800.00
LUNGI/DHOTI(COTTON) AVG. QLTY	EACH	283.33	325.00	350.00	450.00	230.00	210.00
HANDKERCHIEF AVG. QLTY PAK	EACH	30.00	30.00	40.00	20.00	42.50	35.00
HANDKERCHIEF SUP. QLTY PAK	EACH	50.00	50.00	50.00	40.00	50.00	60.00
GLOVES AV QLTY	PAIR	125.00	110.00	100.00	55.00	60.00	55.00
AZARBAND COTTON AVG. QLTY	EACH	30.00	30.00	12.50	20.00	11.00	22.50
SEWING THREAD/REEL(ASLI PARI)	EACH	8.50	8.50	7.00	5.00	5.00	5.00
WASHING CHARGES PAINT & SHIRT	SUIT	221.67	110.00	60.00	100.00	80.00	100.00
DRY CLEANING SUIT COAT PANT	SUIT	516.67	315.00	400.00	250.00	180.00	450.00
WASHING CH. (KAMIZ-SHALWAR)	PAIR	89.17	90.00	60.00	90.00	35.00	60.00
TAILORING SHIRT	EACH	550.00	525.00	600.00	350.00	265.00	500.00
TAILORING CHARGES PANT (MEN)	EACH	1533.33	900.00	1200.00	1050.00	600.00	1225.00
TAILORING COAT-PANT SUIT	SUIT	6508.33	7000.00	5700.00	2950.00	2500.00	6250.00
TAILORING AWAMI-SUIT (MALE)	SUIT	716.67	650.00	700.00	575.00	575.00	650.00
TAILORING SUIT FEMALE	SUIT	558.33	550.00	425.00	475.00	475.00	650.00
GENTS SHOES PAUL BATA	PAIR	1199.00	1199.00	1199.00	1199.00	1199.00	1199.00
GENTS SANDAL BATA	PAIR	699.00	699.00	699.00	699.00	699.00	699.00
GENTS SPOUNG CHAPPAL BATA	PAIR	179.00	179.00	179.00	179.00	179.00	179.00
LADIES SANDAL BATA	PAIR	499.00	499.00	499.00	499.00	499.00	499.00

Contd.

7.11 Intercity Consumer Prices December, 2017

Description	Unit	Peshawar	Mardan	Abbott- abad	Bannu	D.I. Khan	Mingora
LADIES SPOUNG CHAPPAL BATA	PAIR	179.00	179.00	179.00	179.00	179.00	179.00
CHILD SHOE POWER LITE BATA	PAIR	599.00	599.00	599.00	599.00	599.00	599.00
GENTS SHOE, ART 1109 SERVICE	PAIR	999.00	999.00	999.00	999.00	999.00	999.00
NYLON JOGGER 27 SIZE 2-5 ***	PAIR	1299.00	1299.00	1299.00	1299.00	1299.00	1299.00
CHINA FOOT WEAR AV. QLTY (MALE) *	PAIR	983.33	950.00	1200.00	950.00	750.00	1350.00
CHINA FOOT WEAR AV. QLTY (FEMALE) *	PAIR	833.33	875.00	900.00	825.00	475.00	512.50
CHINA FOOT WEAR AV. QLTY (CHILDREN) *	PAIR	550.00	575.00	899.00	475.00	325.00	550.00
SHOE REPAIR HALF SOLE	PAIR	136.67	120.00	150.00	95.00	95.00	210.00
SHOES POLISH CHARGES AVERAGE SHOP	PAIR	20.00	20.00	20.00	20.00	20.00	20.00
HOUSE RENT (combined)	MONTH	8083.23	3582.17	8532.26	4466.83	5916.67	3956.59
rent 2	pm	8083.23	3582.17	8532.26	4466.83	5916.67	3956.59
RENT3	PM	8083.23	3582.17	8532.26	4466.83	5916.67	3956.59
RENT4	PM	8083.23	3582.17	8532.26	4466.83	5916.67	3956.59
RENT5	PM	8083.23	3582.17	8532.26	4466.83	5916.67	3956.59
RENT6	PM	8083.23	3582.17	8532.26	4466.83	5916.67	3956.59
SYNTHETIC ENEMAL ROBIALAC BALTI 3.64 LTR.	EACH	1900.00	1600.00	1950.00	1820.00	2000.00	2250.00
SYNTHETIC ENEMAL ICI BALTI 3.64 LTR.	EACH	2050.00	1900.00	1850.00	1830.00	1989.00	1900.00
CEMENT (LOCAL) SPECIFY BRAND NAME	BAG	510.00	490.00	510.00	510.00	507.50	485.00
BRICKS (NEW) 1ST CLASS	P/1000	8583.33	7500.00	12000.00	6900.00	5875.00	11250.00
CEMENT BLOCKS (6"x8"x12")	P/100	2900.00	3000.00	3000.00	2400.00	2650.00	3475.00
BAJREE	100CFT	3400.00	2800.00	2500.00	1800.00	2875.00	2800.00
SAND (BLACK PIT SAND)	K100CFT	2266.67	1600.00	2700.00	1475.00	1450.00	3100.00
TIMBER SHESHAM LOG 1ST QUALITY	cubmt.	57286.67	60072.00	0.00	36000.00	32700.00	0.00
IRON BAR (M.S. BAR) 1/2"	P/TON	75750.00	76000.00	75000.00	78000.00	73750.00	77000.00
CARPANTER WAGE RATE	P/DAY	1000.00	900.00	1000.00	1000.00	950.00	1200.00
MASON (RAJ) WAGE RATE	P/DAY	1200.00	1100.00	1000.00	1300.00	950.00	1200.00
UNSKILLED LABOUR WAGE RATE	P/DAY	600.00	600.00	700.00	600.00	480.00	700.00
PLUMBER WAGE RSTE	P/DAY	1200.00	1350.00	0.00	900.00	900.00	1000.00
ELECTICIAN WAGE RATE PER DAY **	P/DAY	1000.00	1000.00	0.00	700.00	900.00	1000.00
ELECTICIAN WAGE RATE PER POINT **	P/PNT	100.00	150.00	250.00	92.50	70.00	275.00
WATER CHARGES PER HOUSE	P/MONTH	150.00	120.00	175.00	200.00	100.00	130.00
ELECT.CHARGES UPTO 50 UNITS	P/UNIT	2.00	2.00	2.00	2.00	2.00	2.00
ELECT.CHARGES 01 - 100 UNIT	P/UNIT	6.18	6.18	6.18	6.18	6.18	6.18
ELECT.CHARGES 101 - 300 UNIT	P/UNIT	9.54	9.54	9.54	9.54	9.54	9.54
ELECT.CHARGES 301 - 1000 UNIT	P/UNIT	16.39	16.39	16.39	16.39	16.39	16.39
ELECT.CHARGES ABOVE 1000 UNIT	P/UNIT	18.39	18.39	18.39	18.39	18.39	18.39
ELEC	PM	10.50	10.50	10.50	10.50	10.50	10.50
GAS CHRg upto 3.3719 MMBUT	MMBTU	128.70	128.70	128.70	128.70	0.00	128.70
GAS CHRg 3.3719 - 6.7438 MMBUT	MMBTU	257.40	257.40	257.40	257.40	0.00	257.40
GAS CHRg 6.7438 - 10.1157 MMBUT	MMBTU	257.40	257.40	257.40	257.40	0.00	257.40
GAS CHRg10.1157 - 13.4876 MMBUT	MMBTU	702.00	702.00	702.00	702.00	0.00	702.00
GAS	PM	702.00	702.00	702.00	702.00	0.00	702.00
GAS	PM	409.50	409.50	409.50	409.50	0.00	409.50
KEROSENE OIL	LTR	99.67	85.00	95.00	95.00	85.00	90.00
FIREWOOD WHOLE	40 KG.	720.83	500.00	400.00	500.00	350.00	560.00
CHAIR SHESHAM WOOD WITH ARMS **	EACH	2200.00	1800.00	3000.00	1150.00	2550.00	1450.00
CHAIR PLASTIC (CHAIRMAN) AVERAGE QUALITY	EACH	1300.00	1200.00	940.00	675.00	800.00	850.00
TABLE SHESHAM WOOD (4X2X5") ***	EACH	6166.67	6000.00	8000.00	6925.00	4500.00	5000.00
SOFASET WOODEN WITH FOAM SEAT **	SET	24000.00	17000.00	17000.00	15750.00	18000.00	21000.00
COT IRON (WITH NIWAR)AV.QLTY.	EACH	2100.00	2100.00	2500.00	2375.00	2300.00	2300.00
ALMIRAH (STEEL) 6'X3' 20 GUAGE	EACH	9083.33	9250.00	8000.00	10825.00	9300.00	9000.00
DINNING TABLE 6 CHAIRS A.QLTY	SET	29166.67	27500.00	35000.00	12350.00	17000.00	22500.00
SINGLE BED WITHOUT FOAM MED.	EACH	7833.33	6250.00	8000.00	3950.00	5700.00	5000.00
MATRESS SINGLE(4"THICK)	EACH	5533.33	4500.00	5000.00	4550.00	3350.00	5200.00
FARSHI DARI 12'X9' AV.QLTY	EACH	1391.67	1150.00	2100.00	1450.00	1100.00	1525.00
DARI COTTON (6'x2 1/2') AV.QL	EACH	308.33	275.00	300.00	465.00	400.00	525.00
CARPET PLAIN AV. QLTY	SQFT.	43.33	45.00	55.00	44.50	35.00	47.50
QUILT (LIHAF) 3 KG. COTTON	EACH	1050.00	1025.00	1100.00	1075.00	600.00	650.00
BLANKET (90" x 54")	EACH	3100.00	2300.00	3500.00	3200.00	3500.00	5250.00
BEDSHEET SINGLE BED SUP.QLTY	EACH	883.33	850.00	900.00	545.00	500.00	700.00
BED SHEET DOUBLE WITH TWO PILLOW COVERS SUP QLTY	SET	1633.33	1500.00	2000.00	1475.00	1075.00	2000.00

Contd.

7.11 Intercity Consumer Prices December, 2017

Description	Unit	Peshawar	Mardan	Abbott- abad	Bannu	D.I. Khan	Mingora
TOWEL(3'x2') AV. QALTY	EACH	325.00	225.00	550.00	312.50	275.00	275.00
CEILING FAN 48" SUPER QLTY **	EACH	3050.00	2900.00	3500.00	3600.00	3250.00	3500.00
PEDESTAL FAN 22" SUPER QLTY	EACH	4783.33	3900.00	4600.00	4825.00	4730.00	3550.00
REFG. DAWLENCE 10 CFT. D.DOOR	EACH	29583.33	26000.00	34500.00	36000.00	36900.00	30000.00
D-FREEZER WAVES 8 CFT.	EACH	32333.33	30000.00	29500.00	40000.00	29000.00	32000.00
AIRCONDITIONER 1.5 TON PEL	EACH	40000.00	41000.00	39500.00	46000.00	44000.00	44000.00
SPLIT AIR CONDITIONER 1.5 TON (SPECIFY BRAND NAME)	EACH	42833.33	41000.00	46000.00	45000.00	41250.00	48000.00
AIRCOOLER SUPER ASIA	EACH	15833.33	16000.00	14500.00	11250.00	14900.00	11000.00
WASHING MACHINE SINGER	EACH	15300.00	17300.00	17000.00	14700.00	14700.00	14700.00
SEWING MACHINE(SINGER)	EACH	7400.00	7400.00	7400.00	5910.00	7200.00	7400.00
GIZER LARGE SIZE 30 GALLON CAPACITY SUP QLTY	EACH	21336.67	22900.00	17500.00	15400.00	17537.50	16500.00
GAS BURNER DOUBLE SPFY.BRAND	EACH	3350.00	2950.00	4800.00	2950.00	2350.00	1412.50
ELECT. IRON PHILIPS MDL.1120	EACH	3400.00	3200.00	3500.00	1525.00	2100.00	1500.00
ELECTRIC JUICER FOR APPLE	EACH	4633.33	4350.00	5500.00	4850.00	3625.00	1700.00
S.STEEL DEGCHI MEDIUM SIZE ***	EACH	833.33	725.00	650.00	610.00	500.00	600.00
ALUMINIUM COOKING PAN (DEGCHI) MED SIZE	EACH	691.67	625.00	600.00	595.00	425.00	750.00
NON STICK COOKING PAN (DEGCHI) SUP. QLTY	EACH	1211.00	950.00	1000.00	570.00	520.00	800.00
FRYING PAN STEEL AVG. QLTY MED. SIZE	EACH	458.33	350.00	375.00	495.00	352.50	325.00
TAWA IORN (MEDIUM SIZE) AVG. QLTY	EACH	416.67	375.00	500.00	600.00	355.00	325.00
S.STEEL PLATE A.QLTY.(M.SIZE)	EACH	74.17	65.00	80.00	65.00	55.00	75.00
TABLE SPOON S.STEEL SUP.QLTY.	DOZEN	475.00	250.00	600.00	527.50	300.00	550.00
WATER SET JUG+6 GLASSES (OMROC)	SET	566.67	475.00	550.00	505.00	512.50	550.00
TEA SET PAK. CHINAWARE 21 PCS.	SET	2383.33	2100.00	2500.00	1625.00	2500.00	2650.00
DINNER SET PLASTIC 72 PIECES SUPERIOR QLTY	SET	8583.33	8000.00	6500.00	4462.50	4500.00	4750.00
HOTPOT SET PLASTIC 3 PCS.	SET	1258.33	1150.00	2000.00	1590.00	1200.00	1725.00
BUCKET(BALTI) PLASTIC MED.SIZ	EACH	366.67	300.00	337.50	465.00	350.00	355.00
LOTA PLASTIC (MED SIZE) AVERAGE QUALITY	EACH	58.33	45.00	55.00	40.00	50.00	65.00
PRESURE COOKER 4 LTR.	EACH	1416.67	1100.00	1350.00	1500.00	1375.00	1450.00
WATER COOLER 9/10 LTR.PLASTIC ***	EACH	533.33	475.00	850.00	472.50	650.00	550.00
THERMOS STARVAC 1 LTR	EACH	550.00	500.00	550.00	625.00	700.00	850.00
BULB PHILIPS 100-WATTS	EACH	40.00	40.00	30.00	30.00	30.00	40.00
TUBE LIGHT PHILIPS 40 WATTS	EACH	100.00	100.00	105.00	95.00	125.00	100.00
ELECTRIC BLUBS "0" WATTE LOCAL	EACH	20.00	20.00	22.50	20.00	22.50	20.00
ELECTRIC BLUB ENERGY SAVER 14 WATTS	EACH	180.00	180.00	165.00	160.00	170.00	200.00
WASHING SOAP 250 GMS SPECIFY BRAND NAME	EACH	40.00	40.00	40.00	37.00	37.50	27.50
SURF EXCEL 400 GMS POLY BAG	EACH	130.00	130.00	130.00	125.00	111.25	130.00
WASHING POWDER 1000 GRM	EACH	155.00	155.00	185.00	160.00	185.00	155.00
WASHING POWDER (WHEEL/ BONUS) 100 GRAMS	EACH	90.00	90.00	90.00	100.00	105.00	90.00
CLEANSER POWDER VIM 1000 GM	PKT.	75.00	75.00	75.00	75.00	72.50	75.00
FINIS 500 ML	BOTTLE	180.00	170.00	190.00	140.00	110.00	110.00
PHNYLE TYPHONE/FINIS/CARRANITE 3 LITRES	BOTTLE	150.00	160.00	170.00	137.50	125.00	130.00
HARPIC	BOTTLE	160.00	150.00	155.00	145.00	155.00	150.00
BOOT POLISH CHERRY/KIWI 50ML	EACH	111.67	105.00	135.00	100.00	115.00	100.00
ROBIN BLUE (35 GRAMS)	PKT.	60.00	55.00	45.00	35.00	28.00	30.00
TISSU PAPER PERFUMED 100 PCS.	PKT	113.33	110.00	110.00	97.50	102.50	115.00
TOILET PAPER ROLL (R.PETEL)	P/ROLL	41.67	40.00	45.00	35.00	35.00	40.00
BOOT POLISH LIQUID CHEERY BLOSSOM KIWI 75 ML	BOTTLE	160.00	135.00	150.00	120.00	137.50	117.00
MATCH BOX SMALL	EACH	2.00	2.00	3.00	3.00	1.00	1.00
DRY CELL 1.5 VOLT(LOCAL)	EACH	35.00	30.00	15.00	25.00	20.00	20.00
HAND STITCHING NEEDLE M.SIZE	PACKET	5.83	6.00	10.00	6.00	6.00	5.00
SEWING MACHINE NEEDLE (SINGER)	EACH	5.83	6.00	7.50	5.00	5.00	5.00
HOUSEHOLD SERVANT FEMALE P/T	P/MNTH	1516.67	1200.00	3000.00	1650.00	2750.00	3500.00
MARRIAGE HALL WITH FURNITURE	P/HEAD	225.00	237.50	150.00	90.00	100.00	60.00
SEPTRAN TABLETS	10TAB.	20.00	20.00	18.00	19.30	20.00	20.00
BRUFEN TABS 200-MG.	10TAB.	10.67	10.00	10.00	10.00	10.00	10.00
PANADOL TAB. EXTRA/PLAIN	10TAB.	12.00	12.00	12.00	13.00	12.00	15.00
DISPRIN TAB.	10TAB.	12.67	12.00	12.00	13.00	12.00	12.50
TRISIL TAB.	10 TAB	10.00	10.00	10.00	10.00	10.00	10.00
FLAGYL TAB. 200 MG.	10TAB.	15.00	10.00	10.00	10.00	10.00	10.00
VENTOLIN TAB. 2MG.	10TAB.	10.00	10.00	10.00	10.00	9.67	10.00
DAONIL TAB. 5 MG.	10TAB.	17.00	17.00	16.83	17.00	16.80	17.00

Contd.

7.11 Intercity Consumer Prices December, 2017

Description	Unit	Peshawar	Mardan	Abbott- abad	Bannu	D.I. Khan	Mingora
ENTOX TAB.	10TAB.	14.00	15.00	15.00	14.00	15.00	10.00
RENITEC TAB. 5 MG.	10TAB.	58.50	59.00	58.00	59.00	58.00	58.50
CAC. 1000 TAB	BOTTLE	124.44	124.44	124.00	124.00	124.00	122.00
AMOXIL CAPSOLE 250 MG.S	10CAP.	35.00	35.00	36.00	36.00	36.00	36.00
CALCIUM SYRUP SANDOZ	BOTTLE	64.00	64.00	64.00	64.00	64.00	64.00
LEDERPLEX SYRUP	BOTTLE	52.74	52.00	53.00	54.00	52.74	53.00
SANCOS SYRUP (50 ML.)	BOTTLE	30.00	30.00	30.00	30.00	30.00	30.00
PHENERGAN SYRUP 120 ML.	BOTTLE	33.00	33.00	33.00	34.00	34.00	33.00
CALPOL SYRUP 60 ML.	BOTTLE	28.00	28.00	28.00	28.00	28.00	28.00
HYDRYLLIN SYRUP 120 ML.	BOTTLE	69.00	69.00	69.00	69.00	69.00	65.00
POLYFAX EYE OINTMENT	TUBE	21.60	21.60	21.00	23.00	21.75	21.00
BETNESOL EYE DROPS	BOTTLE	33.89	33.89	34.00	34.00	33.89	34.00
EAR DROPS (CARDISPORINE) ***	BOTTLE	25.00	25.00	21.00	25.00	21.00	21.00
BETNOVATE-N OINTMENT 5 GMS	TUBE	17.00	16.00	16.00	16.00	16.00	16.00
BURNOL CREAM 30 GRM	TUBE	55.42	55.42	55.42	55.42	55.42	55.42
VICKS VAPORUB/BALM	BOTTLE	36.00	36.00	36.00	36.00	36.00	36.00
GLYCRINE SMALL BOTTLE	BOTTLE	26.67	30.00	35.00	32.00	18.00	30.00
JOUHAR JOSHANDA	PKT.	10.00	10.00	10.00	8.00	8.00	10.00
GALXOS-D (450 GRMS)	PKT.	157.50	140.00	151.88	140.00	142.50	165.00
GRIPE-WATER WOODWARDS	BOTTLE	58.33	55.00	60.00	55.00	55.00	60.00
SANIPLAST ONE PUTTY	EACH	2.00	2.00	2.00	2.00	1.50	2.00
O.R.S. (NIMCOL)	PKT.	18.00	18.00	18.00	17.00	15.00	15.00
DETTOL (MEDIUM)	BOTTLE	80.00	80.00	65.00	50.00	48.00	55.00
COTTON BANDAGE 2" - 4"	EACH	9.00	9.00	15.00	10.00	9.00	10.00
THERMOMETER CHINA	EACH	41.33	40.00	90.00	42.50	45.00	40.00
DOCTOR (MBBS) CLINIC FEE	P/PAT.	266.67	250.00	400.00	150.00	250.00	350.00
URINE TEST (DR) CHARGES	P/TEST	100.00	100.00	100.00	100.00	100.00	212.50
BLOOD TEST (CP) CHARGES	P/TEST	233.33	200.00	287.50	180.00	175.00	250.00
SUGAR TEST (RANDOM/FASTING BOTH) CHARGES	P/TEST	200.00	200.00	160.00	140.00	140.00	175.00
ECG CHARGES	P/TEST	183.33	175.00	250.00	250.00	300.00	200.00
X-RAY (CHEST) CHARGES	P/X-RAY	300.00	300.00	250.00	225.00	300.00	200.00
CAR SUZUKI 800 CC (W/O. A/C)	EACH	742000.00	742000.00	665000.00	0.00	662000.00	0.00
CAR SUZUKI 1000 CC	EACH	1275000.00	1275000.00	1119000.00	0.00	1097000.00	0.00
CAR TOYOTA 1300 CC	EACH	1824500.00	1824500.00	1975000.00	0.00	1772000.00	0.00
CAR HONDA CIVIC	EACH	2681500.00	2681500.00	3011000.00	0.00	0.00	0.00
MOTORCYCLE HONDA CD-70.	EACH	63500.00	63500.00	63500.00	64500.00	63875.00	63500.00
MOTORCYCLE YAMAHA 100CC.	EACH	80000.00	80000.00	79300.00	79000.00	79300.00	0.00
MOTOR CYCLE HERO 70 CC	EACH	44000.00	45000.00	46000.00	43000.00	45000.00	45500.00
BICYCLE WITH TYRES & TUBES	EACH	8500.00	7500.00	9800.00	9500.00	6825.00	6500.00
TYRE CAR WITH TUBE GENERAL	EACH	3576.67	3000.00	2750.00	4900.00	3500.00	3250.00
TYRE MOTOR CYCLE WITHOUT TUBE	EACH	1200.00	950.00	1200.00	905.00	1050.00	1250.00
TYRE CYCLE SPECIFY BRAND NAME	EACH	335.00	330.00	550.00	540.00	325.00	500.00
TYRE CAR W/O TUBE	EACH	3451.67	2900.00	2500.00	4600.00	3600.00	3350.00
PETROL SUPER	LITRE	77.47	77.47	77.47	77.47	77.47	77.47
HIGH SPEED DIESEL HSD	LITRE	85.95	85.95	85.95	85.95	85.95	85.95
CNG	K.G.	86.90	0.00	0.00	0.00	0.00	84.90
GAS CYLINDER STAND. SIZE	EACH	1430.00	1430.00	1500.00	1350.00	1125.00	1285.00
MOTOR CYCLE SERVICE CHARGES	EACH	291.67	280.00	300.00	350.00	275.00	375.00
CAR SERVICE CHARGES	EACH	291.67	282.50	400.00	0.00	400.00	300.00
TYRE PUNCTURE CHARGES	EACH	62.50	50.00	75.00	80.00	50.00	55.00
CYCLE OVERHAULING CHARGES	EACH	341.67	325.00	400.00	600.00	300.00	300.00
CAR TAX FOR 800CC TO 1300CC	YEARLY	1075.00	1075.00	1075.00	1075.00	1075.00	1075.00
TRAIN FARE ECO. 1-100 KM.	P/KM.	0.68	0.00	0.68	0.68	0.00	0.00
TRAIN FARE ECO. 101-500 KM.	P/KM.	0.98	0.00	0.98	0.98	0.00	0.00
TRAIN FARE ECO. > 500 KM.	P/KM.	0.89	0.00	0.89	0.89	0.00	0.00
TRAIN FARE IST SLP. 1-100KM	P/KM.	2.10	0.00	2.10	2.10	0.00	0.00
TRAIN FARE IST SLP. 101-500 KM	P/KM.	2.59	0.00	2.59	2.59	0.00	0.00
TRAIN FARE IST SLP. > 500 KM	P/KM.	1.99	0.00	1.99	1.99	0.00	0.00
TRAIN FARE A/C SLP. 1-100KM.	P/KM.	5.76	0.00	5.76	5.76	0.00	0.00
TRAIN FARE A/C SLP. 101-500KM	P/KM.	4.59	0.00	4.59	4.59	0.00	0.00
TRAIN FARE A/C SLP > 500KM.	P/KM.	4.16	0.00	4.16	4.16	0.00	0.00

Contd.

7.11 Intercity Consumer Prices December, 2017

Description	Unit	Peshawar	Mardan	Abbott- abad	Bannu	D.I. Khan	Mingora
PLATEFORM TICKET	EACH	10.00	0.00	10.00	10.00	0.00	0.00
AUTO RICKSHAW FARES	KM/MIN	51.67	60.00	50.00	45.00	50.00	50.00
FULL TONGA CHARGES	KM/MIN	60.00	60.00	60.00	50.00	0.00	0.00
TAXI 4 SEATER FARE	KM/MIN	100.00	100.00	150.00	40.00	150.00	75.00
BUS FARE MIN (WITHIN CITY)	TICKET	10.00	10.00	10.00	10.00	0.00	0.00
BUS FARE MAX (WITHIN CIT	TICKET	20.00	19.00	10.00	20.00	0.00	0.00
BUS FARE OUTSIDE CITY	P/KM.	0.79	0.79	0.79	0.79	0.79	0.79
A/C BUS FARE OUTSIDE CITY	P/KM.	0.90	0.90	0.90	0.90	0.90	0.90
MINIBUS FARE MIN.WITH IN CITY	TICKET	10.00	0.00	0.00	0.00	0.00	0.00
MINIBUS FARE MAX.WITH IN CITY	TICKET	20.00	0.00	0.00	0.00	0.00	0.00
SUZUKI FARE MIN.WITH IN CITY	TICKET	10.00	10.00	10.00	0.00	10.00	10.00
SUZUKI FARE MAXIMUM W.IN CITY	TICKET	20.00	20.00	13.00	0.00	15.00	15.00
AIR FARE ECONOMY CLASS.	P/KM.	19.26	0.00	0.00	0.00	0.00	0.00
POSTAL ENVELOPE DOMESTIC	EACH	8.00	8.00	8.00	8.00	8.00	8.00
ENVELOPE FOR SAUDI ARABIA	EACH	50.00	50.00	50.00	50.00	50.00	50.00
POSTAL REGISTRATION CHARGES	EACH	38.00	38.00	38.00	38.00	28.00	38.00
U.M.S. REG CHARGES MIN.	EACH	58.67	58.00	59.00	59.00	60.00	59.00
T.C.S. CH. MIN.WITH IN ZONE	EACH	180.00	180.00	180.00	110.00	180.00	140.00
TELEPHONE CHARGES LOCAL CALL	P/CALL	3.94	3.94	3.94	3.94	3.94	3.94
TEL CHARGES OUT SIDE CITY	P/CALL	3.94	3.94	3.94	3.94	3.94	3.94
INTERNET CHARGES	P/HOUR	40.00	30.00	50.00	50.00	42.50	40.00
MOBILE CELL CHARGES	P/UNIT	2.88	2.88	4.00	2.88	2.50	2.50
FAX CHARGES (LOCAL)	P/PAGE	20.00	30.00	30.00	15.00	15.00	10.00
TELEPHONE SET AV. QLTY	EACH	1133.33	1250.00	2000.00	1150.00	2250.00	1000.00
MOBILE SET NOKIA/SONY/ERICSON/SAMSUNG WITHOUT CAMERA	EACH	3300.00	3300.00	2625.00	3000.00	2250.00	2550.00
T.V. 20" COLORED WEGA H-A21.	EACH	29000.00	21000.00	20000.00	24000.00	20000.00	31000.00
T.V 20" COLOR CHINA/KORIA)	EACH	8666.67	10000.00	8000.00	10950.00	9550.00	10000.00
V.C.P. PANASONIC/LG/NAT	EACH	4000.00	0.00	6500.00	6750.00	5000.00	0.00
DVD/VCD PLAYER PANASONIC/LG	EACH	3066.67	4000.00	6800.00	1950.00	5500.00	1850.00
RADIO WITH C.PLAYER NATIONAL	EACH	2650.00	2650.00	2500.00	2175.00	1900.00	1450.00
PERSONNEL COMPUTER (BRANDED)	EACH	50000.00	48800.00	42000.00	50000.00	41500.00	34500.00
VID. CASSETTE BLK. TDK/SONY	EACH	100.00	100.00	55.00	110.00	100.00	125.00
COM. C.D. (TDK/IMATION)	EACH	40.00	40.00	55.00	65.00	50.00	20.00
TAPE RECORDER CASSETTE BLANK	EACH	30.00	30.00	60.00	25.00	42.50	70.00
VIDEO GAME SEGA 16 BYTE	EACH	1250.00	1250.00	1800.00	1500.00	1475.00	0.00
CINEMA A/C. HIGH CLASS	TICKET	100.00	100.00	0.00	0.00	0.00	0.00
CINEMA NON-A/C HIGH CLASS	TICKET	100.00	100.00	30.00	40.00	50.00	200.00
CABLE CHARGES	PER MONT	200.00	300.00	300.00	300.00	300.00	200.00
TV.LICENCE FEE DOMESTIC	YEARLY	420.00	420.00	420.00	420.00	420.00	420.00
ENGLISH BOOK CLASS V1	EACH	72.00	72.00	72.00	72.00	72.00	72.00
ENGLISH BOOK CLASS IX OR X	EACH	67.00	67.00	67.00	67.00	67.00	67.00
ENG. BOOK IST.YR COMPLETE SET	EACH	76.00	76.00	76.00	76.00	76.00	76.00
ENGLISH BOOK BA/B.SC	EACH	120.00	120.00	120.00	120.00	120.00	120.00
URDU BOOK CLASS V (T.B.BORD)	EACH	76.00	76.00	76.00	76.00	76.00	76.00
URDU BOOK CLASS IX/X(T.B.B)	EACH	57.50	57.50	57.50	57.50	57.50	57.50
URDU BOOK IST.YEAR/INTER	EACH	81.00	76.00	76.00	76.00	76.00	76.00
URDU BOOK BA/B.SC	EACH	170.00	160.00	160.00	160.00	160.00	160.00
MATHS BOOK CALSS V (T.B.B)	EACH	105.00	112.50	105.00	105.00	105.00	105.00
MATHS BOOK CLASS IX OR X	EACH	119.50	119.50	119.50	119.50	119.50	119.50
MATHS BOOK IST.YEAR (T.B.B)	EACH	176.00	176.00	176.00	176.00	176.00	176.00
PAKISTAN STUDIES BOOK BA/B.SC	EACH	120.00	120.00	120.00	120.00	120.00	120.00
DAILY "DAWN"	P/COPY	20.00	20.00	20.00	19.00	19.00	20.00
DAILY "JANG"	P/COPY	13.00	13.00	13.00	13.00	12.00	13.00
DAILY "NAWA-E-WAQT"	P/COPY	13.00	13.00	13.00	13.00	12.00	13.00
WEEKLY "AKHBAR-E-JAHAN"	P/COPY	60.00	60.00	55.00	55.00	55.00	60.00
WEEKLY "MAG"	P/COPY	45.00	45.00	45.00	45.00	45.00	45.00
MONTHLY "NAUNEHAL DIGEST"	P/COPY	35.00	35.00	35.00	35.00	35.00	35.00
PAPER FOOLSCAPE (27"x17")	QUIRE	20.00	19.00	35.00	35.00	47.50	25.00
EXERCISE.BOOK LINED 80/100 PGS	EACH	71.67	60.00	65.00	57.50	45.00	65.00
PENCILGOLDFISH/DEER	EACH	7.00	8.50	7.00	6.00	7.00	10.00
PEN INK DOLLOR 57 ML BOTTLE	EACH	20.00	20.00	25.00	20.00	20.00	20.00

Contd.

7.11 Intercity Consumer Prices December, 2017

Description	Unit	Peshawar	Mardan	Abbott- abad	Bannu	D.I. Khan	Mingora
PHOTOSTATE PAPER 70 GM	PRT	303.33	320.00	370.00	300.00	355.00	350.00
BALL PEN (local)	EACH	5.83	6.00	7.00	8.00	5.00	10.00
FOUNTAIN PEN HERO/WINGS/CHINA	EACH	40.00	60.00	55.00	35.00	40.00	50.00
PRIVATE SCHOOL FEE ENGLISH MEDIUM AVERAGE STANDARD (CLASS I)	P/MONTH	2233.33	2200.00	2500.00	575.00	500.00	1000.00
PRIVATE SCHOOL FEE ENGLISH MEDIUM AVERAGE STANDARD (CLASS V)	P/MONTH	2366.67	2500.00	3000.00	750.00	800.00	1500.00
PRIVATE SCHOOL FEE ENGLISH MEDIUM AVERAGE STANDARD (CLASS VI)	P/MONTH	2366.67	2500.00	3500.00	800.00	1000.00	2000.00
PRIVATE SCHOOL FEE ENGLISH MEDIUM AVERAGE STANDARD (CLASS X)	P/MONTH	2366.67	3000.00	4000.00	1000.00	1800.00	3000.00
PRIVATE MEDICLE COLLEGE FEE MBBS (1ST YEAR)	P/MONTH	53500.00	0.00	66666.00	0.00	0.00	0.00
PRIVATE ENGINEERING COLLEGE FEE (ISTR YEAR)	P/MONTH	15000.00	15000.00	0.00	0.00	0.00	0.00
GOVT. COLLEGE FEE IST. YEAR	MONTH	45.83	45.83	50.00	50.00	41.67	41.67
GOVT. COLLEGE FEE 4TH. YEAR	MONTH	50.00	50.00	50.00	50.00	50.00	50.00
GOVT. UNIVERSITY FEE MSC.	MONTH	2500.00	2500.00	166.00	1333.00	2700.00	1916.67
GOVT. MED. COLLEGE FEE MBBS	MONTH	2496.00	2496.00	641.00	641.67	641.66	939.58
GOVT. ENGG. COLL. FEE I YEAR	MONTH	655.00	655.00	0.00	404.17	595.83	0.00
COACHING FEE FOR CLASS IX/X	P/MONTH	2500.00	2500.00	900.00	825.00	1000.00	3000.00
COACHING CHARGES FOR CLASS 1ST YEAR/INTER (SCIENCE)	P/MONTH	3000.00	2000.00	1100.00	1000.00	1200.00	6000.00
COACHING CHARGES FOR CLASS 1ST YEAR/INTER (COMMERCE)	P/MONTH	3000.00	3000.00	1100.00	900.00	1100.00	950.00
I.T. TUITION FEES	P/MONTH	8667.00	6000.00	4166.00	3000.00	3833.33	0.00
MBA TUITION FEES	P/MONTH	7500.00	5000.00	3666.00	3500.00	3666.67	0.00
BREAD TANDOORI ST. SIZE	EACH	10.00	10.00	10.00	10.00	6.00	10.00
COOKED MUTTON (AV. HOTEL)	PLATE	183.33	120.00	180.00	160.00	140.00	185.00
COOKED BEEF (AV. HOTEL)	PLATE	120.00	100.00	85.00	105.00	100.00	130.00
COOKED DAL (AV. HOTEL)	PLATE	60.00	60.00	55.00	50.00	70.00	65.00
CHICKEN BIRYANI FULL/DOUBLE	PLATE	120.00	140.00	150.00	130.00	145.00	190.00
TEA PREPARED (ORDINARY)	CUP	15.00	20.00	20.00	20.00	15.00	20.00
HAIRCUT CHARGES FOR MEN	P/CUT	141.67	115.00	80.00	90.00	55.00	90.00
BEAUTY PORL HAIR STYL CHARGE	P/STY.	225.00	225.00	600.00	172.50	140.00	450.00
SHAVING CHARGES	PER SHV	76.67	80.00	50.00	50.00	32.50	55.00
LIPSTICK S.MISS/MEDORA	EACH	120.00	120.00	115.00	120.00	100.00	60.00
NAIL POLISH S.MISS/MEDORA	EACH	100.00	100.00	105.00	120.00	100.00	85.00
PERFUME MED.SIZE MEDORA/BROACH	EACH	200.00	200.00	140.00	170.00	180.00	216.67
HAIR-OIL AMLA/CHAMBELI	BOTTLE	120.00	150.00	100.00	190.00	92.50	215.00
TOILET SOAP LUX 95 GRAMS	EACH	46.00	48.00	46.00	44.00	39.00	52.00
TOILET SOAP LIFEBOUY 140 GRM	EACH	42.00	42.00	50.00	49.00	48.00	47.00
TOILET SOAP SAFEGUARD BATH SIZE	EACH	50.00	50.00	50.00	50.00	50.00	48.00
TOOTHPASTE MACKLINES 70 GRM	EACH	50.00	50.00	50.00	50.00	50.00	50.00
TOOTHPAST MED SIZE CLGATE 70 GMS	EACH	75.00	75.00	85.00	70.00	88.00	75.00
TOOTHBRUSH SHEILD A/PLAUQUE	EACH	41.67	40.00	45.00	34.00	37.50	40.00
TOOTHPOWDER DENTONIC 90 GRM	EACH	32.00	35.00	35.00	30.00	25.00	28.00
HAIR-COLOUR BEGIN (6 GMS)	EACH	110.00	115.00	110.00	95.00	95.00	105.00
HAIR COLOUR (KALAKOLA)	BOTTLE	130.00	130.00	130.00	120.00	130.00	140.00
FACECREAM PONDS (MEDIUM)	EACH	120.00	120.00	120.00	130.00	120.00	110.00
TALC POWDER VICE ROAY,B.CAT	EACH	148.33	175.00	145.00	137.50	110.00	110.00
BLADE TREET ORDINARY 10'S	PKT.	31.67	40.00	50.00	30.00	30.00	30.00
BLADE 7-O-CLOCK STAIN. 5'S	PKT.	35.00	35.00	35.00	30.00	35.00	35.00
SHAMPOO SUNSILK/PAINTIN 100 ML	BOTTLE	100.00	100.00	100.00	100.00	100.00	100.00
BEAUTY CREAM (FAIR & LOVELY)	EACH	75.00	75.00	200.00	75.00	200.00	115.00
HAIR REMOVING CREAM (EU-CREAM)	TUBE	83.33	75.00	75.00	75.00	60.00	85.00
GEL MEDIUM SIZE	BOTTLE	123.33	150.00	150.00	60.00	150.00	150.00
DISPOSABLE RAZOR GILLET-II	EACH	45.00	50.00	45.00	35.00	45.00	50.00
SHAVING CREAM TOUCH-ME/ADM.	EACH	65.00	70.00	72.50	60.00	77.50	60.00
GOLD TEZABI 24 CT	10 GM.	46009.00	45800.00	45610.00	45160.00	44350.00	45870.00
SILVER TEZABI 24 CT	10 GM.	667.00	667.00	668.00	750.00	616.50	730.00
ARTIFICIAL JEWELLARY SET	SET	1266.67	950.00	750.00	1225.00	256.25	2750.00
WRIST WATCH GENTS CITIZEN (ORIGINAL) ***	EACH	4000.00	6000.00	2000.00	2500.00	2500.00	4000.00
WRIST WATCH LADIES CITIZEN (ORIGINAL) ***	EACH	4000.00	6000.00	1750.00	2500.00	2500.00	3500.00
WALL CLOCK QUARTZ AV.QLTY	EACH	1400.00	1500.00	525.00	637.50	255.00	850.00
SUITCASE REXIN (24"x16"x6")	EACH	733.33	650.00	1200.00	1125.00	800.00	950.00
TRUNK MEDIUM SIZE ***	EACH	1633.33	1800.00	1200.00	1990.91	1300.00	950.00
PURSE LADIES (LEATHER) AVERAGE QUALITY	EACH	1200.00	950.00	1200.00	950.00	500.00	600.00

7.11 Intercity Consumer Prices December, 2017

Description	Unit	Quetta	Turbat	Gawadar	Loralai	Khuzdar	D.M. Jamali
WHEAT	10 KG.	350.00	430.00	440.00	400.00	350.00	315.00
WHEAT FLOUR FINE/SUPERIOR.	KG.	51.00	50.00	50.00	45.00	40.00	40.00
WHEAT FLOUR AVG. QLTY	KG.	49.00	44.00	45.00	42.00	40.00	38.00
WHEAT FLOUR BAG	10 KG.	400.00	440.00	450.00	375.00	380.00	355.00
MAIDA	KG.	70.00	76.00	75.00	65.00	50.00	55.00
SUJI	KG.	70.00	77.00	80.00	65.00	70.00	60.00
BESAN AV. QLTY.	KG.	145.00	169.00	167.50	160.00	110.00	120.00
RICE BASMATI SUP. QLTY.	KG.	160.00	160.00	160.00	130.00	120.00	120.00
RICE BASMATI 385/386	KG.	95.00	78.00	92.00	90.00	90.00	77.50
RICE BASMATI BROKEN AV.QLTY	KG.	90.00	68.00	70.00	70.00	67.50	57.50
RICE IRRI-6 (SINDH/PUNJAB)	KG.	50.00	48.00	54.00	50.00	50.00	52.50
VERMICELLI	KG.	80.00	80.00	90.00	80.00	80.00	75.00
BREAD PLAIN MEDIUM SIZE	EACH	40.00	30.00	30.00	40.00	40.00	37.50
RUSK (PAPAY)	KG.	135.00	170.00	180.00	160.00	160.00	140.00
BISCUITS-PACKED	PKT	40.00	40.00	40.00	40.00	40.00	40.00
BISCUIT-BAKERY (LOOSE)	250 GM	55.00	75.00	78.00	80.00	80.00	70.00
CORNFLAKS FAUJI 225 GM.	PKT	198.00	152.00	154.00	120.00	230.00	190.00
SAMOSAS (VEGATABLE)	EACH	12.00	10.00	10.00	15.00	15.00	10.00
PASTRY AV.QLTY.	EACH	22.50	22.00	25.00	30.00	17.00	20.00
PATTIES (VEGATABLES)	EACH	25.00	25.00	30.00	30.00	15.00	30.00
NIMCO	250 GM	45.00	80.00	100.00	65.00	80.00	70.00
CHIPS	250 GM	50.00	80.00	100.00	60.00	85.00	65.00
BEEF WITH BONE AV.QLTY.	KG	380.00	400.00	430.00	300.00	320.00	290.00
MUTTON AV.QLTY.	KG	725.00	700.00	700.00	650.00	575.00	600.00
CHICKEN FARM BROILER (LIVE)	KG	160.00	235.00	240.00	160.00	170.00	165.00
FISH-RAHU MEDIUM SIZE	KG	310.00	350.00	315.00	245.00	250.00	260.00
MILK FRESH (UNBOILED)	LTR.	90.00	120.00	120.00	95.00	95.00	95.00
CURD	KG.	100.00	125.00	130.00	85.00	90.00	120.00
MILK TETRA PACK 1/2 LTR.	PKT.	60.00	64.00	64.50	65.00	65.00	50.00
LACTOGEN 400 GRAMS	PKT.	430.00	450.00	450.00	425.00	450.00	460.00
POWDER MILK NIDO 400GM.	PKT	389.74	390.00	390.00	360.00	370.00	380.00
MILK POWDER LOOSE/PACKED	KG.	400.00	480.00	500.00	450.00	750.00	475.00
BUTTER LOCAL PACKED	50 GM.	24.00	30.00	30.00	25.00	30.00	37.50
EGGS FARM	DOZ	135.00	130.00	140.00	125.00	145.00	145.00
MUSTARD OIL AV.QLTY.	KG.	190.00	180.00	190.00	240.00	175.00	400.00
COOKING OIL (DALDA)	2.5LTR	445.00	440.00	470.00	510.00	485.00	475.00
COOKING OIL (PAKWAN) OTHER BRAND SPECIFY	2.5 LTR	415.00	445.00	480.00	430.00	455.00	430.00
VEGETABLE GHEE TIN	2.5KG.	440.00	439.00	460.00	430.00	440.00	470.00
VEGETABLE GHEE (LOOSE)	KG.	130.00	160.00	160.00	150.00	150.00	155.00
DATES AV.QLTY.	KG.	230.00	95.00	110.00	210.00	150.00	200.00
PISTACHIO AV.QLTY.	50 GM.	55.00	60.00	60.00	60.00	100.00	70.00
ALMONDS WHOLE AV.QLTY.	KG.	700.00	600.00	600.00	700.00	850.00	825.00
COCONUT DRY AV.QLTY.	KG.	320.00	320.00	295.00	280.00	550.00	425.00
RAISINS AV.QLTY.	50 GM.	22.50	25.00	30.00	17.50	50.00	27.50
GROUNDNUTS (WITH SHELL)	KG.	240.00	170.00	167.00	240.00	200.00	250.00
MALTA/MOSAMBI	DOZ	70.00	165.00	180.00	60.00	70.00	120.00
KINNU	DOZ	70.00	160.00	170.00	120.00	60.00	100.00
APPLE	KG	100.00	125.00	100.75	135.00	80.00	155.00
ALOO BUKHARA	KG	0.00	0.00	0.00	0.00	0.00	0.00
POMEGRANATE (ANNAR)	KG	150.00	145.00	145.00	200.00	150.00	175.00
GRAPES	KG	0.00	0.00	0.00	0.00	0.00	0.00
BANANAS	DOZ	60.00	60.00	75.00	75.00	60.00	45.00
MANGO KALMI	KG	0.00	0.00	0.00	0.00	0.00	0.00
GUAVA	KG	70.00	85.00	90.00	75.00	47.50	55.00
WATERMELON (TURBOOZ)	KG	0.00	0.00	0.00	0.00	0.00	0.00
MUSKMELON (KHARBOOZA)	KG	0.00	0.00	0.00	0.00	0.00	0.00
SWEETMELON (GARMA)	KG	0.00	0.00	0.00	0.00	0.00	0.00
PULSE MASOOR (WHOLE)	KG.	135.00	135.00	135.00	120.00	135.00	125.00
PULSE MASOOR (WASHED)	KG.	130.00	140.00	140.00	140.00	135.00	130.00
PULSE MOONG (WASHED)	KG.	155.00	160.00	155.00	120.00	140.00	140.00
PULSE MASH (WASHED)	KG.	200.00	200.00	205.00	200.00	200.00	165.00

Contd.

7.11 Intercity Consumer Prices December, 2017

Description	Unit	Quetta	Turbat	Gawadar	Loralai	Khuzdar	D.M. Jamali
PULSE GRAM	KG.	150.00	147.50	150.00	130.00	135.00	155.00
GRAM WHOLE BLACK AV.QLTY.	KG.	140.00	150.00	150.00	160.00	180.00	110.00
GRAM WHOLE YELLOW AV.QLTY	KG.	205.00	180.00	180.00	220.00	220.00	205.00
BEANS (LAL LOBIA)	KG.	145.00	95.00	90.00	160.00	180.00	125.00
POTATOES	KG	40.00	45.00	55.00	37.50	35.00	35.00
ONION	KG	65.00	80.00	90.00	70.00	75.00	60.00
TURNIP	KG	37.50	120.00	135.00	55.00	30.00	27.50
RADISH	KG	40.00	45.00	60.00	40.00	30.00	12.50
TOMATOES	KG	80.00	90.00	125.00	80.00	70.00	55.00
CABBAGE	KG	57.50	70.00	85.00	65.00	40.00	45.00
CAULIFLOWER	KG	57.50	90.00	95.00	60.00	40.00	60.00
BRINJAL	KG	47.50	60.00	75.00	55.00	40.00	30.00
PUMPKIN	KG	0.00	0.00	0.00	0.00	0.00	0.00
BOTTLEGOURD	KG	0.00	0.00	0.00	0.00	0.00	0.00
LADY FINGER	KG	0.00	0.00	0.00	0.00	0.00	0.00
PEAS	KG	157.50	155.00	170.00	95.00	150.00	155.00
SPINACH	KG	35.00	35.00	40.00	30.00	30.00	32.50
TINDA	KG	0.00	0.00	0.00	0.00	0.00	0.00
TURAI	KG	0.00	0.00	0.00	0.00	0.00	0.00
KARAILA	KG	0.00	0.00	0.00	0.00	0.00	0.00
ARVI	KG	0.00	0.00	0.00	0.00	0.00	0.00
CHILLIES GREEN	KG	115.00	140.00	160.00	80.00	70.00	120.00
CARROT	KG	37.50	60.00	70.00	55.00	40.00	50.00
COCUMBER (KHEERA)	KG	47.50	100.00	120.00	60.00	50.00	35.00
LEMON	250GM	47.50	90.00	80.00	75.00	60.00	30.00
SUGAR REFINED	KG.	56.00	70.00	70.00	58.00	53.00	53.50
GUR AV.QLTY	KG.	90.00	100.00	110.00	75.00	100.00	70.00
HONEY LANGANESE 500 GM.	BOTTLE	740.00	680.00	690.00	800.00	800.00	800.00
MILO 200 GM.	BOTTLE	200.00	220.00	215.00	220.00	220.00	220.00
CUSTARD POWDER RAFHAN 300 GM.	PKT	80.00	85.00	85.00	80.00	80.00	80.00
TOFFEE (HILAL)	EACH	1.00	2.00	2.50	1.00	1.00	2.00
CHOWKELATE CANDY (SMALL SIZE)	EACH	5.00	10.00	10.00	5.00	5.00	5.00
SWEETMEAT (MIXED)	KG	250.00	350.00	350.00	280.00	300.00	320.00
ICE CREAM WALLS	CUP.	40.00	40.00	45.00	50.00	40.00	40.00
ICE	KG	15.00	10.00	15.00	10.00	20.00	10.00
JAM AHMED/MITCHELLES	BOTTLE	140.00	160.00	115.00	130.00	190.00	147.50
SQUASH-MITCHELLES	BOTTLE	160.00	160.00	175.00	165.00	170.00	150.00
ROOH AFZA	BOTTLE	180.00	170.00	175.00	170.00	180.00	180.00
JAM-E-SHIREEN	BOTTLE	180.00	160.00	170.00	180.00	180.00	180.00
SAUNF	50 GM	15.50	19.00	18.00	20.00	30.00	15.00
CINAMON LOOSE AV. QLTY	50 GM.	22.50	30.00	40.00	50.00	80.00	22.50
CUMINSEED WHITE NATIONAL	50 GM.	54.00	52.00	50.00	70.00	80.00	54.00
PEPPER BLACK NATIONAL	50 GM.	110.00	80.00	75.00	110.00	110.00	110.00
CLOVES LOOSE AV.QLTY	50 GM.	90.00	30.00	30.00	120.00	110.00	120.00
CARDAMOM LARGE LOOSE AV.QLTY	50 GM.	150.00	150.00	140.00	120.00	210.00	105.00
CARDAMOM SMALL AV.QLTY	50 GM.	185.00	75.00	75.00	100.00	190.00	90.00
SALT-POWDERED (LAHORI) LOOSE	KG.	10.00	15.00	14.00	10.00	10.00	10.00
SALT POWDERED (NATIONAL/SHAN)	PKT	25.00	30.00	25.00	25.00	25.00	25.00
CHILLIES POWD.NATIONAL 200GM	PKT	120.00	120.00	120.00	120.00	105.00	105.00
CHILLIES POWDER LOOS	KG.	310.00	450.00	350.00	320.00	300.00	265.00
CORRIANDER SEED POWD.NATIONAL	PKT	116.00	80.00	80.00	116.00	116.00	104.00
CORRIANDER SEED (LOOSE)	KG.	230.00	165.00	290.00	240.00	300.00	210.00
TURMERIC POWD.NATIONAL 50GM	PKT.	35.00	56.00	35.00	35.00	39.00	35.00
CURRY POWD. NATIONAL 200 GM	PKT.	87.00	90.00	100.00	87.00	104.00	87.00
TOMATO KETCHUP AHMED/MITCHL	BOTTLE	85.00	105.00	105.00	90.00	100.00	100.00
PICKLES AHMED/MITCHELLES	BOTTLE	120.00	120.00	120.00	130.00	120.00	110.00
VINEGAR SYNTHETIC (SIRKA)	BOTTLE	85.00	60.00	60.00	55.00	55.00	72.50
GARLIC	KG	210.00	300.00	310.00	200.00	175.00	200.00
GINGER	KG	220.00	180.00	180.00	300.00	210.00	230.00
TAPAL DANEDAR TEA 200GM PACKET	PKT	178.94	170.00	170.00	170.00	174.00	160.00
TEA LIPTON YELLOW LABEL 200GM.	PKT.	178.94	195.00	190.00	195.00	205.00	195.00

Contd.

7.11 Intercity Consumer Prices December, 2017

Description	Unit	Quetta	Turbat	Gawadar	Loralai	Khuzdar	D.M. Jamali
TEA LOOSE KENYA AV.QLTY 250GM.	PKT.	112.50	175.00	200.00	155.00	170.00	180.00
COFFEE-NESCAFE 75 GM. **	BOTTLE	300.00	300.00	280.00	220.00	270.00	275.00
COLD DRINK (STANDARD SIZ)	BOTTLE	25.00	30.00	30.00	25.00	25.00	25.00
FRUIT JUICE TETRA PACK	PKT.	30.00	20.00	20.00	30.00	20.00	20.00
MINERAL WATER NESTLE 1.5 LTR	BOTTLE	60.00	50.00	50.00	50.00	55.00	50.00
CIGARETTES K-2 10'S **	PKT	50.00	30.00	28.00	70.00	50.00	60.00
CIGARETTES CAPSTAN 10'S **	PKT	50.00	70.00	60.00	50.00	50.00	50.00
CIGARETTES GOLD LEAF 20'S	PKT	140.00	140.00	140.00	140.00	140.00	140.00
CIGARETTES MORVEN GOLD 20'S	PKT	50.00	70.00	70.00	80.00	50.00	75.00
BETEL LEAVES	50GM.	40.00	40.00	45.00	35.00	70.00	55.00
BETEL NUTS	KG.	235.00	240.00	240.00	300.00	350.00	200.00
LONG CLOTH 57" GUL AHMED/AL-KARAM	METER	210.00	200.00	185.00	295.00	275.00	225.00
SHIRTING AV.QLTY.	METER	150.00	150.00	160.00	155.00	200.00	155.00
PANT CLOTH W & WEAR AV.QLTY	METER	300.00	270.00	300.00	370.00	200.00	200.00
LAWN PRINTED GUL AHMED/AL-KARAM	METER	200.00	200.00	190.00	255.00	245.00	205.00
GEORGETTE AV.QLTY	METER	105.00	90.00	90.00	145.00	130.00	70.00
LINEN AV.QLTY ***	METER	100.00	70.00	75.00	140.00	160.00	100.00
HEAVY WT SUITING LAWERNCPUR AVG QLTY	METER	1100.00	1100.00	1100.00	1000.00	1100.00	900.00
HEAVY WT SUITING LAWERNCPUR SUP QLTY	METER	1300.00	1300.00	1300.00	1500.00	1300.00	1300.00
TROPICAL SUITING LAW.PUR	METER	950.00	950.00	950.00	1000.00	950.00	950.00
PANT BOY 24"/26" LENGTH.	EACH	375.00	400.00	400.00	500.00	1100.00	325.00
SHIRT BOY 24"/26" LENGTH	EACH	275.00	350.00	340.00	300.00	950.00	325.00
SCHOOL UNI. PANT,SHIRT BOYS	SUIT	900.00	1200.00	1100.00	625.00	1150.00	485.00
SCHOOL UNI. KAMEEZ,SHAL.BOYS	SUIT	1200.00	1000.00	950.00	590.00	1150.00	500.00
SCHOOL UNI. KAMEEZ,SHAL.GIRL	SUIT	1300.00	1000.00	1200.00	600.00	1150.00	600.00
FROCK W/WEAR GIRLS	EACH	450.00	300.00	350.00	600.00	1100.00	550.00
AWAMI-SUIT W & W(BOY) 24"/26	SUIT	475.00	1000.00	900.00	687.50	687.50	550.00
AWAMI-SUIT W&W (GENTS)AV.QLTY	SUIT	675.00	900.00	850.00	875.00	875.00	1100.00
PULLOVER GENTS OXFORD/BON.	EACH	3250.00	2000.00	2000.00	2800.00	2000.00	2250.00
PULLOVER LADIES OXFORD/BON.	EACH	3350.00	2150.00	2175.00	3000.00	2750.00	2000.00
PULLOVER (GENTS) OTHERS A.QTY	EACH	725.00	600.00	600.00	1350.00	950.00	1800.00
SECOND-HAND COAT FOR MEN	EACH	300.00	250.00	250.00	200.00	250.00	325.00
SECONDHAND SWEETER FOR MEN DUP QLTY	EACH	350.00	200.00	200.00	350.00	220.00	200.00
SECONDHAND WINTER JACKET	EACH	325.00	275.00	375.00	170.00	300.00	275.00
UNDERWEAR AV.QLTY MEDIUM SIZE	EACH	65.00	100.00	115.00	120.00	200.00	65.00
VEST FOR MEN AV.QLTY.	EACH	75.00	130.00	140.00	115.00	200.00	130.00
VEST/SHAMEEZ (WOMEN) AVG. QLTY	EACH	105.00	160.00	170.00	115.00	250.00	100.00
SOCKS NYLON (PAKISTANI)	PAIR	67.50	120.00	125.00	75.00	80.00	70.00
BRASSIER AV.QLTY.	EACH	100.00	120.00	120.00	155.00	200.00	130.00
BRASSIER SUP QLTY	EACH	250.00	200.00	200.00	300.00	500.00	212.50
DOPATTA GEORGETTE AV.QLTY.	EACH	210.00	300.00	300.00	235.00	330.00	190.00
DOPATTA COTTON AV GLTY	EACH	125.00	245.00	235.00	190.00	350.00	140.00
CHADDAR (W/WEAR) (2x2.5 MTR)	EACH	230.00	300.00	300.00	312.50	400.00	525.00
LUNGI/DHOTI(COTTON) AVG. QLTY	EACH	240.00	265.00	285.00	450.00	360.00	275.00
HANDKERCHIEF AVG. QLTY PAK	EACH	30.00	50.00	60.00	45.00	70.00	45.00
HANDKERCHIEF SUP. QLTY PAK	EACH	50.00	65.00	70.00	95.00	95.00	65.00
GLOVES AV QLTY	PAIR	55.00	95.00	85.00	60.00	300.00	45.00
AZARBAND COTTON AVG. QLTY	EACH	12.50	20.00	20.00	13.50	20.00	47.50
SEWING THREAD/REEL(ASLI PARI)	EACH	4.00	7.00	7.00	7.00	7.00	5.50
WASHING CHARGES PAINT & SHIRT	SUIT	65.00	60.00	75.00	75.00	160.00	100.00
DRY CLEANING SUIT COAT PANT	SUIT	200.00	300.00	350.00	350.00	350.00	155.00
WASHING CH. (KAMIZ-SHALWAR)	PAIR	40.00	50.00	60.00	80.00	80.00	65.00
TAILORING SHIRT	EACH	265.00	250.00	250.00	300.00	300.00	275.00
TAILORING CHARGES PANT (MEN)	EACH	425.00	375.00	500.00	400.00	375.00	700.00
TAILORING COAT-PANT SUIT	SUIT	3250.00	3250.00	4000.00	3500.00	3250.00	3500.00
TAILORING AWAMI-SUIT (MALE)	SUIT	650.00	550.00	550.00	650.00	575.00	475.00
TAILORING SUIT FEMALE	SUIT	600.00	400.00	450.00	575.00	575.00	375.00
GENTS SHOES PAUL BATA	PAIR	1199.00	1199.00	1199.00	1199.00	1199.00	1199.00
GENTS SANDAL BATA	PAIR	699.00	699.00	699.00	699.00	699.00	699.00
GENTS SPOUNG CHAPPAL BATA	PAIR	179.00	179.00	179.00	179.00	179.00	179.00
LADIES SANDAL BATA	PAIR	499.00	499.00	499.00	499.00	499.00	499.00

Contd.

7.11 Intercity Consumer Prices December, 2017

Description	Unit	Quetta	Turbat	Gawadar	Loralai	Khuzdar	D.M. Jamali
LADIES SPOUNG CHAPPAL BATA	PAIR	179.00	179.00	179.00	179.00	179.00	179.00
CHILD SHOE POWER LITE BATA	PAIR	599.00	599.00	599.00	599.00	599.00	599.00
GENTS SHOE, ART 1109 SERVICE	PAIR	999.00	999.00	999.00	999.00	999.00	999.00
NYLON JOGGER 27 SIZE 2-5 ***	PAIR	1299.00	1299.00	1299.00	1299.00	1299.00	1299.00
CHINA FOOT WEAR AV. QLTY (MALE) *	PAIR	475.00	900.00	750.00	950.00	250.00	750.00
CHINA FOOT WEAR AV. QLTY (FEMALE) *	PAIR	300.00	600.00	600.00	350.00	250.00	550.00
CHINA FOOT WEAR AV. QLTY (CHILDREN) *	PAIR	285.00	550.00	600.00	300.00	250.00	400.00
SHOE REPAIR HALF SOLE	PAIR	90.00	120.00	150.00	75.00	90.00	85.00
SHOES POLISH CHARGES AVERAGE SHOP	PAIR	20.00	30.00	30.00	17.50	20.00	20.00
HOUSE RENT (combined)	MONTH	11779.50	6000.00	7083.33	4977.11	1997.00	3863.79
rent 2	pm	11779.50	6000.00	7083.33	4977.11	1997.00	3863.79
RENT3	PM	11779.50	6000.00	7083.33	4977.11	1997.00	3863.79
RENT4	PM	11779.50	6000.00	7083.33	4977.11	1997.00	3863.79
RENT5	PM	11779.50	6000.00	7083.33	4977.11	1997.00	3863.79
RENT6	PM	11779.50	6000.00	7083.33	4977.11	1997.00	3863.79
SYNTHETIC ENEMAL ROBIALAC BALTI 3.64 LTR.	EACH	1650.00	1900.00	2250.00	1550.00	1800.00	1800.00
SYNTHETIC ENEMAL ICI BALTI 3.64 LTR.	EACH	1875.00	2400.00	2550.00	1650.00	1800.00	1450.00
CEMENT (LOCAL) SPECIFY BRAND NAME	BAG	560.00	590.00	585.00	530.00	550.00	535.00
BRICKS (NEW) IST CLASS	P/1000	6250.00	0.00	0.00	8166.67	8500.00	5750.00
CEMENT BLOCKS (6"x8"x12")	P/100	0.00	2400.00	2500.00	2350.00	1900.00	0.00
BAJREE	100CFT	4250.00	3500.00	4500.00	2450.00	5000.00	2300.00
SAND (BLACK PIT SAND)	K100CFT	3250.00	3000.00	3300.00	3500.00	0.00	2400.00
TIMBER SHESHAM LOG IST QUALITY	cubmt.	55582.00	0.00	0.00	0.00	0.00	0.00
IRON BAR (M.S. BAR) 1/2"	P/TON	82000.00	78000.00	78000.00	76000.00	79000.00	78000.00
CARPANTER WAGE RATE	P/DAY	900.00	1050.00	1200.00	1000.00	1200.00	700.00
MASON (RAJ) WAGE RATE	P/DAY	1100.00	1650.00	1700.00	1250.00	1150.00	800.00
UNSKILLED LABOUR WAGE RATE	P/DAY	550.00	700.00	700.00	675.00	650.00	375.00
PLUMBER WAGE RSTE	P/DAY	800.00	1100.00	1200.00	950.00	1200.00	700.00
ELECTICIAN WAGE RATE PER DAY **	P/DAY	750.00	1200.00	1100.00	800.00	0.00	600.00
ELECTICIAN WAGE RATE PER POINT **	P/PNT	150.00	120.00	110.00	135.00	135.00	125.00
WATER CHARGES PER HOUSE	P/MONTH	125.00	150.00	500.00	0.00	190.00	300.00
ELECT.CHARGES UPTO 50 UNITS	P/UNIT	2.00	2.00	2.00	2.00	2.00	2.00
ELECT.CHARGES 01 - 100 UNIT	P/UNIT	6.18	6.18	6.18	6.18	6.18	6.18
ELECT.CHARGES 101 - 300 UNIT	P/UNIT	9.54	9.54	9.54	9.54	9.54	9.54
ELECT.CHARGES 301 - 1000 UNIT	P/UNIT	16.39	16.39	16.39	16.39	16.39	16.39
ELECT.CHARGES ABOVE 1000 UNIT	P/UNIT	18.39	18.39	18.39	18.39	18.39	18.39
ELEC	PM	10.50	10.50	10.50	10.50	10.50	10.50
GAS CHRg upto 3.3719 MMBTU	MMBTU	128.70	0.00	0.00	0.00	0.00	128.70
GAS CHRg 3.3719 - 6.7438 MMBTU	MMBTU	257.40	0.00	0.00	0.00	0.00	257.40
GAS CHRg 6.7438 - 10.1157 MMBTU	MMBTU	257.40	0.00	0.00	0.00	0.00	257.40
GAS CHRg10.1157 - 13.4876 MMBTU	MMBTU	702.00	0.00	0.00	0.00	0.00	702.00
GAS	PM	702.00	0.00	0.00	0.00	0.00	702.00
GAS	PM	409.50	0.00	0.00	0.00	0.00	409.50
KEROSENE OIL	LTR	70.00	90.00	90.00	110.00	64.00	95.00
FIREWOOD WHOLE	40 KG.	650.00	355.00	425.00	600.00	500.00	475.00
CHAIR SHESHAM WOOD WITH ARMS **	EACH	1150.00	2000.00	2200.00	1800.00	1700.00	1900.00
CHAIR PLASTIC (CHAIRMAN) AVERAGE QUALITY	EACH	550.00	800.00	850.00	587.50	1400.00	825.00
TABLE SHESHAM WOOD (4X2X5") ***	EACH	5500.00	3900.00	3800.00	4500.00	5500.00	5625.00
SOFASET WOODEN WITH FOAM SEAT **	SET	30000.00	10000.00	12000.00	10000.00	12000.00	13000.00
COT IRON (WITH NIWAR)AV.QLTY.	EACH	2600.00	3000.00	2800.00	1950.00	2400.00	2800.00
ALMIRAH (STEEL) 6'X3' 20 GUAGE	EACH	9000.00	11000.00	10000.00	8000.00	12000.00	13000.00
DINNING TABLE 6 CHAIRS A.QLTY	SET	13000.00	25000.00	28000.00	11000.00	11000.00	17500.00
SINGLE BED WITHOUT FOAM MED.	EACH	6500.00	3700.00	3600.00	4400.00	9000.00	5750.00
MATRESS SINGLE(4"THICK)	EACH	3750.00	3500.00	3250.00	3550.00	4200.00	5750.00
FARSHI DARI 12'X9' AV.QLTY	EACH	1000.00	600.00	470.00	1200.00	2200.00	3000.00
DARI COTTON (6'x2 1/2") AV.QL	EACH	475.00	380.00	300.00	550.00	2500.00	425.00
CARPET PLAIN AV. QLTY	SQFT.	61.50	120.00	120.00	42.50	42.50	45.00
QUILT (LIHAF) 3 KG. COTTON	EACH	700.00	500.00	500.00	600.00	1100.00	675.00
BLANKET (90" x 54")	EACH	2000.00	2500.00	2700.00	3000.00	4000.00	5250.00
BEDSHEET SINGLE BED SUP.QLTY	EACH	1725.00	425.00	450.00	575.00	1400.00	550.00
BED SHEET DOUBLE WITH TWO PILLOW COVERS SUP QLTY	SET	2000.00	600.00	1500.00	850.00	1500.00	950.00

Contd.

7.11 Intercity Consumer Prices December, 2017

Description	Unit	Quetta	Turbat	Gawadar	Loralai	Khuzdar	D.M. Jamali
TOWEL(3'x2') AV. QALTY	EACH	200.00	200.00	300.00	365.00	450.00	225.00
CEILING FAN 48" SUPER QLTY **	EACH	2650.00	3700.00	3750.00	3000.00	3400.00	4000.00
PEDESTAL FAN 22" SUPER QLTY	EACH	3600.00	4000.00	4000.00	4000.00	4000.00	4500.00
REFG. DAWLENCE 10 CFT. D.DOOR	EACH	29500.00	40500.00	39500.00	26750.00	33000.00	37000.00
D-FREEZER WAVES 8 CFT.	EACH	33450.00	35000.00	35000.00	23500.00	36000.00	0.00
AIRCONDITIONER 1.5 TON PEL	EACH	45000.00	60000.00	54500.00	40000.00	51000.00	49500.00
SPLIT AIR CONDITIONER 1.5 TON (SPECIFY BRAND NAME)	EACH	47000.00	45500.00	46000.00	43500.00	39000.00	47500.00
AIRCOOLER SUPER ASIA	EACH	11500.00	9500.00	9000.00	10500.00	10500.00	10000.00
WASHING MACHINE SINGER	EACH	15200.00	14700.00	14700.00	13950.00	14700.00	14700.00
SEWING MACHINE(SINGER)	EACH	5210.00	5400.00	5300.00	4975.00	5210.00	5210.00
GIZER LARGE SIZE 30 GALLON CAPACITY SUP QLTY	EACH	12500.00	15500.00	15250.00	12000.00	20000.00	14750.00
GAS BURNER DOUBLE SPFY.BRAND	EACH	1250.00	1350.00	1200.00	1950.00	2500.00	1500.00
ELECT. IRON PHILIPS MDL.1120	EACH	1150.00	1350.00	1350.00	1900.00	1900.00	1450.00
ELECTRIC JUICER FOR APPLE	EACH	3800.00	3700.00	3600.00	3433.33	2900.00	4000.00
S.STEEL DEGHCHI MEDIUM SIZE ***	EACH	500.00	1000.00	1000.00	500.00	950.00	575.00
ALUMINIUM COOKING PAN (DEGCHI) MED SIZE	EACH	425.00	750.00	900.00	400.00	950.00	500.00
NON STICK COOKING PAN (DEGCHI) SUP. QLTY	EACH	350.00	1050.00	1350.00	345.00	600.00	650.00
FRYING PAN STEEL AVG. QLTY MED. SIZE	EACH	260.00	300.00	290.00	210.00	800.00	475.00
TAWA IORN (MEDIUM SIZE) AVG. QLTY	EACH	200.00	300.00	330.00	225.00	400.00	300.00
S.STEEL PLATE A.QLTY.(M.SIZE)	EACH	85.00	95.00	85.00	47.50	130.00	65.00
TABLE SPOON S.STEEL SUP.QLTY.	DOZEN	325.00	285.00	300.00	355.00	500.00	420.00
WATER SET JUG+6 GLASSES (OMROC)	SET	340.00	600.00	525.00	830.00	900.00	525.00
TEA SET PAK. CHINAWARE 21 PCS.	SET	1450.00	1350.00	1500.00	2500.00	1500.00	2250.00
DINNER SET PLASTIC 72 PIECES SUPERIOR QLTY	SET	4750.00	3750.00	3000.00	5466.67	5466.67	4450.00
HOTPOT SET PLASTIC 3 PCS.	SET	1050.00	600.00	1200.00	1200.00	1600.00	1900.00
BUCKET(BALTI) PLASTIC MED.SIZ	EACH	285.00	380.00	395.00	275.00	400.00	275.00
LOTA PLASTIC (MED SIZE) AVERAGE QUALITY	EACH	40.00	60.00	60.00	50.00	90.00	60.00
PRESURE COOKER 4 LTR.	EACH	1100.00	1400.00	1600.00	1333.33	1800.00	1225.00
WATER COOLER 9/10 LTR.PLASTIC ***	EACH	500.00	700.00	700.00	540.00	600.00	950.00
THERMOS STARVAC 1 LTR	EACH	375.00	750.00	675.00	425.00	700.00	350.00
BULB PHILIPS 100-WATTS	EACH	30.00	30.00	30.00	35.00	35.00	30.00
TUBE LIGHT PHILIPS 40 WATTS	EACH	100.00	135.00	140.00	140.00	130.00	95.00
ELECTRIC BLUBS "0" WATTE LOCAL	EACH	20.00	25.00	20.00	30.00	25.00	25.00
ELECTRIC BLUB ENERGY SAVER 14 WATTS	EACH	180.00	120.00	140.00	180.00	180.00	180.00
WASHING SOAP 250 GMS SPECIFY BRAND NAME	EACH	30.00	24.00	25.00	40.00	40.00	35.00
SURF EXCEL 400 GMS POLY BAG	EACH	130.00	114.00	110.00	130.00	130.00	130.00
WASHING POWDER 1000 GRM	EACH	175.00	192.50	185.00	155.00	160.00	185.00
WASHING POWDER (WHEEL/ BONUS) 100 GRAMS	EACH	85.00	98.00	100.00	90.00	90.00	100.00
CLEANSER POWDER VIM 1000 GM	PKT.	72.00	70.00	80.00	90.00	80.00	75.00
FINIS 500 ML	BOTTLE	187.50	190.00	180.00	193.75	190.00	200.00
PHNYLE TYPHONE/FINIS/CARRANITE 3 LITRES	BOTTLE	120.00	140.00	140.00	140.00	190.00	150.00
HARPIC	BOTTLE	130.00	145.00	150.00	155.00	150.00	150.00
BOOT POLISH CHERRY/KIWI 50ML	EACH	105.00	85.00	98.00	95.00	100.00	115.00
ROBIN BLUE (35 GRAMS)	PKT.	35.00	25.00	30.00	55.00	50.00	25.00
TISSU PAPER PERFUMED 100 PCS.	PKT	100.00	100.00	100.00	130.00	120.00	110.00
TOILET PAPER ROLL (R.PETEL)	P/ROLL	40.00	40.00	40.00	40.00	40.00	40.00
BOOT POLISH LIQUID CHEERY BLOSSOM KIWI 75 ML	BOTTLE	125.00	120.00	120.00	130.00	130.00	150.00
MATCH BOX SMALL	EACH	2.00	2.00	2.00	2.00	3.00	2.50
DRY CELL 1.5 VOLT(LOCAL)	EACH	15.00	15.00	15.00	25.00	25.00	24.50
HAND STITCHING NEEDLE M.SIZE	PACKET	5.00	8.00	8.00	6.00	12.00	5.00
SEWING MACHINE NEEDLE (SINGER)	EACH	5.00	2.00	2.00	5.00	8.00	5.00
HOUSEHOLD SERVANT FEMALE P/T	P/MNTH	1350.00	5000.00	4000.00	1500.00	3500.00	900.00
MARRIAGE HALL WITH FURNITURE	P/HEAD	80.00	50.00	50.00	50.00	50.00	50.00
SEPTRAN TABLETS	10TAB.	20.00	20.00	20.00	20.00	20.00	19.30
BRUFEN TABS 200-MG.	10TAB.	10.00	15.00	15.00	10.00	13.00	10.00
PANADOL TAB. EXTRA/PLAIN	10TAB.	12.00	15.00	15.00	12.00	12.00	12.00
DISPRIN TAB.	10TAB.	12.00	15.00	15.00	13.00	13.00	12.70
TRISIL TAB.	10 TAB	10.00	15.00	15.00	10.00	15.00	10.00
FLAGYL TAB. 200 MG.	10TAB.	10.00	10.00	10.00	10.00	10.00	10.00
VENTOLIN TAB. 2MG.	10TAB.	10.00	10.00	10.00	10.00	10.00	10.00
DAONIL TAB. 5 MG.	10TAB.	17.00	20.00	20.00	17.00	17.00	17.00

Contd.

7.11 Intercity Consumer Prices December, 2017

Description	Unit	Quetta	Turbat	Gawadar	Loralai	Khuzdar	D.M. Jamali
ENTOX TAB.	10TAB.	15.00	14.00	12.00	15.00	15.00	15.00
RENITEC TAB. 5 MG.	10TAB.	59.00	60.00	60.00	58.00	59.00	58.50
CAC. 1000 TAB	BOTTLE	122.00	122.00	122.00	122.00	122.00	124.44
AMOXIL CAPSOLE 250 MG.S	10CAP.	36.00	42.00	40.00	36.00	36.00	35.70
CALCIUM SYRUP SANDOZ	BOTTLE	65.00	65.00	65.00	65.00	64.00	64.00
LEDERPLEX SYRUP	BOTTLE	53.00	50.00	50.00	53.00	53.00	52.74
SANCOS SYRUP (50 ML.)	BOTTLE	30.00	30.00	30.00	30.00	30.00	30.00
PHENERGAN SYRUP 120 ML.	BOTTLE	33.00	35.00	33.00	33.00	33.00	33.00
CALPOL SYRUP 60 ML.	BOTTLE	28.00	28.00	28.00	28.00	28.00	28.00
HYDRYLLIN SYRUP 120 ML.	BOTTLE	69.00	70.00	70.00	69.00	69.00	69.00
POLYFAX EYE OINTMENT	TUBE	21.00	22.00	25.00	21.00	21.00	21.50
BETNESOL EYE DROPS	BOTTLE	34.00	34.45	33.89	34.00	34.00	33.89
EAR DROPS (CARDISPORINE) ***	BOTTLE	23.00	21.00	21.00	25.00	21.00	21.42
BETNOVATE-N OINTMENT 5 GMS	TUBE	16.00	16.00	17.00	16.00	16.00	16.00
BURNOL CREAM 30 GRM	TUBE	55.42	55.42	55.42	55.42	55.42	55.42
VICKS VAPORUB/BALM	BOTTLE	36.00	40.00	40.00	36.00	36.00	36.00
GLYCRINE SMALL BOTTLE	BOTTLE	45.00	30.00	30.00	40.00	30.00	15.00
JOUHAR JOSHANDA	PKT.	10.00	8.50	8.00	10.00	10.00	10.00
GALXOS-D (450 GRMS)	PKT.	157.50	150.00	150.00	146.00	147.00	157.50
GRIPE-WATER WOODWARDS	BOTTLE	50.00	55.00	55.00	55.00	55.00	60.00
SANIPLAST ONE PUTTY	EACH	2.00	3.00	3.00	2.00	2.00	1.45
O.R.S. (NIMCOL)	PKT.	15.00	20.00	20.00	15.00	17.00	17.00
DETTOL (MEDIUM)	BOTTLE	65.00	65.00	65.00	80.00	65.00	80.00
COTTON BANDAGE 2" - 4"	EACH	10.00	20.00	20.00	13.00	30.00	10.00
THERMOMETER CHINA	EACH	35.00	50.00	50.00	35.00	50.00	40.00
DOCTOR (MBBS) CLINIC FEE	P/PAT.	200.00	400.00	500.00	200.00	250.00	150.00
URINE TEST (DR) CHARGES	P/TEST	80.00	300.00	300.00	100.00	100.00	85.00
BLOOD TEST (CP) CHARGES	P/TEST	200.00	350.00	350.00	200.00	200.00	225.00
SUGAR TEST (RANDOM/FASTING BOTH) CHARGES	P/TEST	175.00	300.00	300.00	150.00	150.00	200.00
ECG CHARGES	P/TEST	175.00	400.00	400.00	200.00	300.00	200.00
X-RAY (CHEST) CHARGES	P/X-RAY	300.00	600.00	650.00	250.00	250.00	350.00
CAR SUZUKI 800 CC (W/O. A/C)	EACH	625000.00	0.00	0.00	0.00	0.00	0.00
CAR SUZUKI 1000 CC	EACH	1149000.00	0.00	0.00	0.00	0.00	0.00
CAR TOYOTA 1300 CC	EACH	1660000.00	0.00	0.00	0.00	0.00	0.00
CAR HONDA CIVIC	EACH	2053000.00	0.00	0.00	0.00	0.00	0.00
MOTORCYCLE HONDA CD-70.	EACH	63500.00	68000.00	69000.00	66000.00	0.00	66500.00
MOTORCYCLE YAMAHA 100CC.	EACH	77000.00	79000.00	80000.00	81000.00	0.00	0.00
MOTOR CYCLE HERO 70 CC	EACH	44000.00	50000.00	0.00	50000.00	0.00	0.00
BICYCLE WITH TYRES & TUBES	EACH	7062.50	7250.00	6500.00	7500.00	0.00	7500.00
TYRE CAR WITH TUBE GENERAL	EACH	3250.00	4000.00	4000.00	3125.00	3500.00	3300.00
TYRE MOTOR CYCLE WITHOUT TUBE	EACH	1050.00	1375.00	1400.00	1125.00	1150.00	1100.00
TYRE CYCLE SPECIFY BRAND NAME	EACH	350.00	300.00	300.00	335.00	400.00	475.00
TYRE CAR W/O TUBE	EACH	2950.00	3500.00	3500.00	2350.00	5000.00	2800.00
PETROL SUPER	LITRE	77.47	77.47	77.47	77.47	77.47	77.47
HIGH SPEED DIESEL HSD	LITRE	85.95	85.95	85.95	85.95	85.95	85.95
CNG	K.G.	84.90	0.00	0.00	0.00	0.00	79.90
GAS CYLINDER STAND. SIZE	EACH	1350.00	825.00	880.00	1350.00	1200.00	1700.00
MOTOR CYCLE SERVICE CHARGES	EACH	275.00	200.00	250.00	200.00	400.00	200.00
CAR SERVICE CHARGES	EACH	450.00	350.00	500.00	375.00	500.00	300.00
TYRE PUNCTURE CHARGES	EACH	45.00	100.00	85.00	50.00	92.50	65.00
CYCLE OVERHAULING CHARGES	EACH	190.00	150.00	275.00	250.00	300.00	100.00
CAR TAX FOR 800CC TO 1300CC	YEARLY	400.00	400.00	400.00	400.00	400.00	400.00
TRAIN FARE ECO. 1-100 KM.	P/KM.	0.68	0.68	0.68	0.00	0.00	0.68
TRAIN FARE ECO. 101-500 KM.	P/KM.	0.98	0.00	0.98	0.00	0.00	0.98
TRAIN FARE ECO. > 500 KM.	P/KM.	0.89	0.89	0.89	0.00	0.00	0.89
TRAIN FARE IST SLP. 1-100KM	P/KM.	2.10	2.10	2.10	0.00	0.00	2.10
TRAIN FARE IST SLP.101-500 KM	P/KM.	2.59	2.59	2.59	0.00	0.00	2.59
TRAIN FARE IST SLP. > 500 KM	P/KM.	1.99	1.99	1.99	0.00	0.00	1.99
TRAIN FARE A/C SLP. 1-100KM.	P/KM	5.76	5.76	5.76	0.00	0.00	5.76
TRAIN FARE A/C SLP.101-500KM	P/KM.	4.59	4.59	4.59	0.00	0.00	4.59
TRAIN FARE A/C SLP > 500KM.	P/KM	4.16	4.16	4.16	0.00	0.00	4.16

Contd.

7.11 Intercity Consumer Prices December, 2017

Description	Unit	Quetta	Turbat	Gawadar	Loralai	Khuzdar	D.M. Jamali
PLATFORM TICKET	EACH	10.00	5.00	10.00	0.00	0.00	10.00
AUTO RICKSHAW FARES	KM/MIN	65.00	40.00	55.00	65.00	65.00	50.00
FULL TONGA CHARGES	KM/MIN	80.00	0.00	0.00	50.00	0.00	0.00
TAXI 4 SEATER FARE	KM/MIN	60.00	50.00	60.00	60.00	60.00	60.00
BUS FARE MIN (WITHIN CITY)	TICKET	20.00	0.00	0.00	0.00	0.00	0.00
BUS FARE MAX (WITHIN CIT	TICKET	18.00	0.00	0.00	0.00	0.00	0.00
BUS FARE OUTSIDE CITY	P/KM.	0.90	0.90	0.90	0.90	0.90	0.90
A/C BUS FARE OUTSIDE CITY	P/KM.	1.32	1.32	1.32	1.32	1.32	1.32
MINIBUS FARE MIN.WITH IN CITY	TICKET	20.00	0.00	35.00	0.00	0.00	0.00
MINIBUS FARE MAX.WITH IN CITY	TICKET	20.00	0.00	0.00	0.00	0.00	0.00
SUZUKI FARE MIN.WITH IN CITY	TICKET	0.00	10.00	10.00	0.00	15.00	0.00
SUZUKI FARE MAXIMUM W.IN CITY	TICKET	0.00	30.00	40.00	0.00	30.00	0.00
AIR FARE ECONOMY CLASS.	P/KM.	19.26	19.26	19.26	0.00	19.26	0.00
POSTAL ENVELOPE DOMESTIC	EACH	8.00	8.00	8.00	8.00	8.00	8.00
ENVELOPE FOR SAUDI ARABIA	EACH	50.00	50.00	50.00	50.00	50.00	50.00
POSTAL REGISTRATION CHARGES	EACH	28.00	38.00	38.00	38.00	38.00	38.00
U.M.S. REG CHARGES MIN.	EACH	59.00	60.00	60.00	59.00	59.00	60.00
T.C.S. CH. MIN.WITH IN ZONE	EACH	150.00	150.00	150.00	220.00	160.00	150.00
TELEPHONE CHARGES LOCAL CALL	P/CALL	3.94	3.94	3.94	3.94	3.94	3.94
TEL CHARGES OUT SIDE CITY	P/CALL	3.94	3.94	3.94	3.94	3.94	3.94
INTERNET CHARGES	P/HOUR	25.00	30.00	30.00	50.00	50.00	30.00
MOBILE CELL CHARGES	P/UNIT	3.00	3.00	3.00	3.20	4.00	3.00
FAX CHARGES (LOCAL)	P/PAGE	15.00	30.00	25.00	20.00	20.00	15.00
TELEPHONE SET AV. QLTY	EACH	575.00	850.00	800.00	1450.00	2500.00	850.00
MOBILE SET NOKIA/SONY/ERICSON/SAMSUNG WITHOUT CAMERA	EACH	3000.00	2100.00	2100.00	2775.00	2500.00	3750.00
T.V. 20" COLORED WEGA H-A21.	EACH	18000.00	12000.00	11000.00	18000.00	17500.00	20000.00
T.V 20" COLOR CHINA/KORIA)	EACH	13000.00	7000.00	8000.00	12000.00	8500.00	16500.00
V.C.P. PANASONIC/LG/NAT	EACH	6900.00	4500.00	0.00	6000.00	0.00	6500.00
DVD/VCD PLAYER PANASONIC/LG	EACH	5200.00	3500.00	0.00	4800.00	4800.00	4750.00
RADIO WITH C.PLAYER NATIONAL	EACH	1925.00	1750.00	2375.00	2000.00	1900.00	1650.00
PERSONNEL COMPUTER (BRANDED)	EACH	42000.00	28000.00	28000.00	32333.33	32333.33	28000.00
VID. CASSETTE BLK. TDK/SONY	EACH	155.00	150.00	150.00	150.00	0.00	0.00
COM. C.D. (TDK/IMATION)	EACH	72.50	45.00	40.00	43.33	50.00	60.00
TAPE RECORDER CASSETTE BLANK	EACH	40.00	40.00	37.50	35.00	45.00	30.00
VIDEO GAME SEGA 16 BYTE	EACH	1150.00	1000.00	1000.00	1250.00	1250.00	0.00
CINEMA A/C. HIGH CLASS	TICKET	0.00	0.00	0.00	0.00	0.00	0.00
CINEMA NON-A/C HIGH CLASS	TICKET	150.00	0.00	0.00	20.00	0.00	0.00
CABLE CHARGES	PER MONT	400.00	350.00	300.00	300.00	300.00	300.00
TV.LICENCE FEE DOMESTIC	YEARLY	420.00	420.00	420.00	420.00	420.00	420.00
ENGLISH BOOK CLASS V1	EACH	60.00	60.00	60.00	60.00	60.00	60.00
ENGLISH BOOK CLASS IX OR X	EACH	59.50	59.50	59.50	59.50	59.50	59.50
ENG. BOOK IST.YR COMPLETE SET	EACH	65.00	65.00	65.00	65.00	65.00	65.00
ENGLISH BOOK BA/B.SC	EACH	175.00	175.00	175.00	175.00	175.00	175.00
URDU BOOK CLASS V (T.B.BORD)	EACH	73.00	73.00	73.00	73.00	73.00	73.00
URDU BOOK CLASS IX/X(T.B.B)	EACH	65.00	65.00	65.00	65.00	65.00	65.00
URDU BOOK IST.YEAR/INTER	EACH	85.00	85.00	85.00	85.00	85.00	85.00
URDU BOOK BA/B.SC	EACH	175.00	175.00	175.00	175.00	175.00	175.00
MATHS BOOK CALSS V (T.B.B)	EACH	89.00	89.00	89.00	89.00	89.00	89.00
MATHS BOOK CLASS IX OR X	EACH	136.00	136.00	136.00	136.00	136.00	136.00
MATHS BOOK IST.YEAR (T.B.B)	EACH	138.00	138.00	138.00	138.00	138.00	138.00
PAKISTAN STUDIES BOOK BA/B.SC	EACH	300.00	300.00	300.00	300.00	300.00	300.00
DAILY "DAWN"	P/COPY	20.00	19.00	19.00	20.00	20.00	20.00
DAILY "JANG"	P/COPY	13.00	12.00	12.00	13.00	13.00	13.00
DAILY "NAWA-E-WAQT"	P/COPY	13.00	12.00	12.00	12.00	12.00	13.00
WEEKLY "AKHBAR-E-JAHAN"	P/COPY	55.00	55.00	55.00	55.00	60.00	55.00
WEEKLY "MAG"	P/COPY	45.00	45.00	45.00	45.00	55.00	45.00
MONTHLY "NAUNEHAL DIGEST"	P/COPY	35.00	40.00	40.00	35.00	35.00	35.00
PAPER FOOLSCAPE (27"x17")	QUIRE	27.50	25.00	27.00	35.00	60.00	42.50
EXERCISE.BOOK LINED 80/100 PGS	EACH	37.50	40.00	40.00	60.00	60.00	27.50
PENCILGOLDFISH/DEER	EACH	6.00	5.00	6.00	7.00	10.00	5.00
PEN INK DOLLOR 57 ML BOTTLE	EACH	20.00	20.00	20.00	20.00	20.00	20.00

Contd.

7.11 Intercity Consumer Prices December, 2017

Description	Unit	Quetta	Turbat	Gawadar	Loralai	Khuzdar	D.M. Jamali
PHOTOSTATE PAPER 70 GM	PRT	355.00	565.00	575.00	400.00	450.00	350.00
BALL PEN (local)	EACH	10.00	10.00	10.00	10.00	10.00	8.50
FOUNTAIN PEN HERO/WINGS/CHINA	EACH	35.00	50.00	50.00	50.00	50.00	37.50
PRIVATE SCHOOL FEE ENGLISH MEDIUM AVERAGE STANDARD (CLASS I)	P/MONTH	750.00	725.00	1000.00	600.00	600.00	475.00
PRIVATE SCHOOL FEE ENGLISH MEDIUM AVERAGE STANDARD (CLASS V)	P/MONTH	1150.00	900.00	1200.00	750.00	750.00	550.00
PRIVATE SCHOOL FEE ENGLISH MEDIUM AVERAGE STANDARD (CLASS VI)	P/MONTH	1200.00	1350.00	1800.00	1250.00	1250.00	700.00
PRIVATE SCHOOL FEE ENGLISH MEDIUM AVERAGE STANDARD (CLASS X)	P/MONTH	1400.00	1900.00	2000.00	1250.00	1250.00	950.00
PRIVATE MEDICLE COLLEGE FEE MBBS (1ST YEAR)	P/MONTH	29166.66	0.00	0.00	0.00	29166.66	0.00
PRIVATE ENGINEERING COLLEGE FEE (ISTR YEAR)	P/MONTH	3380.00	0.00	0.00	0.00	3380.00	0.00
GOVT. COLLEGE FEE 1ST. YEAR	MONTH	60.00	60.00	60.00	60.00	60.00	60.00
GOVT. COLLEGE FEE 4TH. YEAR	MONTH	80.00	80.00	80.00	80.00	80.00	80.00
GOVT. UNIVERSITY FEE MSC.	MONTH	350.00	350.00	350.00	350.00	350.00	350.00
GOVT. MED. COLLEGE FEE MBBS	MONTH	950.00	0.00	0.00	0.00	1500.00	0.00
GOVT. ENGG. COLL. FEE I YEAR	MONTH	850.00	0.00	3850.00	0.00	1210.00	850.00
COACHING FEE FOR CLASS IX/X	P/MONTH	500.00	1500.00	1500.00	500.00	800.00	1000.00
COACHING CHARGES FOR CLASS 1ST YEAR/INTER (SCIENCE)	P/MONTH	1000.00	0.00	2000.00	0.00	0.00	1500.00
COACHING CHARGES FOR CLASS 1ST YEAR/INTER (COMMERCE)	P/MONTH	1000.00	0.00	2500.00	0.00	0.00	1500.00
I.T. TUITION FEES	P/MONTH	1500.00	0.00	920.00	750.00	3216.67	0.00
MBA TUITION FEES	P/MONTH	1000.00	0.00	0.00	833.33	3038.33	0.00
BREAD TANDOORI ST. SIZE	EACH	10.00	10.00	10.00	10.00	20.00	10.00
COOKED MUTTON (AV. HOTEL)	PLATE	160.00	135.00	225.00	300.00	290.00	135.00
COOKED BEEF (AV. HOTEL)	PLATE	90.00	90.00	190.00	150.00	180.00	105.00
COOKED DAL (AV. HOTEL)	PLATE	65.00	70.00	130.00	100.00	100.00	60.00
CHICKEN BIRYANI FULL/DOUBLE	PLATE	175.00	150.00	200.00	140.00	140.00	100.00
TEA PREPARED (ORDINARY)	CUP	21.00	20.00	20.00	25.00	22.50	20.00
HAIRCUT CHARGES FOR MEN	P/CUT	100.00	100.00	100.00	80.00	80.00	55.00
BEAUTY PORL HAIR STYL CHARGE	P/STY.	350.00	300.00	350.00	250.00	250.00	225.00
SHAVING CHARGES	PER SHV	60.00	50.00	50.00	60.00	60.00	35.00
LIPSTICK S.MISS/MEDORA	EACH	120.00	90.00	100.00	95.00	100.00	105.00
NAIL POLISH S.MISS/MEDORA	EACH	95.00	80.00	80.00	95.00	100.00	80.00
PERFUME MED.SIZE MEDORA/BROACH	EACH	100.00	100.00	100.00	120.00	200.00	200.00
HAIR-OIL AMLA/CHAMBELI	BOTTLE	115.00	90.00	85.00	120.00	130.00	120.00
TOILET SOAP LUX 95 GRAMS	EACH	35.00	35.00	40.00	50.00	40.00	41.00
TOILET SOAP LIFEBOUY 140 GRM	EACH	42.00	40.00	40.00	50.00	50.00	50.00
TOILET SOAP SAFEGUARD BATH SIZE	EACH	50.00	50.00	45.00	60.00	50.00	50.00
TOOTHPASTE MACKLINES 70 GRM	EACH	50.00	50.00	50.00	50.00	50.00	50.00
TOOTHPAST MED SIZE CLGATE 70 GMS	EACH	63.00	70.00	80.00	80.00	80.00	65.00
TOOTHBRUSH SHEILD A/PLAQUE	EACH	50.00	50.00	50.00	55.00	55.00	47.50
TOOTHPOWDER DENTONIC 90 GRM	EACH	35.00	35.00	35.00	30.00	30.00	30.00
HAIR-COLOUR BEGIN (6 GMS)	EACH	110.00	90.00	90.00	110.00	110.00	110.00
HAIR COLOUR (KALAKOLA)	BOTTLE	130.00	90.00	120.00	100.00	130.00	130.00
FACECREAM PONDS (MEDIUM)	EACH	120.00	100.00	110.00	120.00	180.00	120.00
TALC POWDER VICE ROAY,B.CAT	EACH	155.00	130.00	110.00	140.00	170.00	150.00
BLADE TREET ORDINARY 10'S	PKT.	40.00	30.00	30.00	40.00	50.00	30.00
BLADE 7-O-CLOCK STAIN. 5'S	PKT.	45.00	35.00	35.00	40.00	60.00	30.00
SHAMPOO SUNSILK/PAINTIN 100 ML	BOTTLE	110.00	110.00	110.00	100.00	115.00	100.00
BEAUTY CREAM (FAIR & LOVELY)	EACH	200.00	85.00	180.00	75.00	150.00	200.00
HAIR REMOVING CREAM (EU-CREAM)	TUBE	70.00	60.00	75.00	80.00	80.00	65.00
GEL MEDIUM SIZE	BOTTLE	80.00	60.00	60.00	120.00	150.00	145.00
DISPOSABLE RAZOR GILLET-II	EACH	50.00	45.00	50.00	45.00	50.00	50.00
SHAVING CREAM TOUCH-ME/ADM.	EACH	70.00	50.00	60.00	50.00	70.00	67.50
GOLD TEZABI 24 CT	10 GM.	45700.00	48300.00	49500.00	42750.00	45700.00	46100.00
SILVER TEZABI 24 CT	10 GM.	680.00	1000.00	1100.00	0.00	670.00	720.00
ARTIFICIAL JEWELLARY SET	SET	480.00	1100.00	1050.00	400.00	400.00	500.00
WRIST WATCH GENTS CITIZEN (ORIGINAL) ***	EACH	2550.00	2550.00	2500.00	2550.00	0.00	2500.00
WRIST WATCH LADIES CITIZEN (ORIGINAL) ***	EACH	2550.00	2500.00	2600.00	2500.00	2500.00	2500.00
WALL CLOCK QUARTZ AV.QLTY	EACH	475.00	450.00	350.00	533.33	533.33	500.00
SUITCASE REXIN (24"x16"x6")	EACH	1500.00	1000.00	1150.00	1200.00	2400.00	1000.00
TRUNK MEDIUM SIZE ***	EACH	1000.00	650.00	3000.00	666.67	2500.00	1200.00
PURSE LADIES (LEATHER) AVERAGE QUALITY	EACH	400.00	350.00	250.00	283.33	575.00	425.00

7.11 Intercity Consumer Price December, 2017

Value in Rupees			
Description	Unit	Average	% Change
FOOD & NON-ALCOHOLIC BEVERAGES			
WHEAT	10 KG.	344.10	-1.08
WHEAT FLOUR FINE/SUPERIOR.	KG.	43.82	-0.05
WHEAT FLOUR AVG. QLTY	KG.	39.06	-0.51
WHEAT FLOUR BAG	10 KG.	384.69	-0.59
MAIDA	KG.	52.59	-0.70
SUJI	KG.	54.25	-0.87
BESAN AV. QLTY.	KG.	131.47	0.30
RICE BASMATI SUP. QLTY.	KG.	132.06	-0.92
RICE BASMATI 385/386	KG.	85.62	-0.07
RICE BASMATI BROKEN AV.QLTY	KG.	71.69	-1.90
RICE IRRI-6 (SINDH/PUNJAB)	KG.	49.82	-0.62
VERMICELLI	KG.	83.95	-0.02
BREAD PLAIN MEDIUM SIZE	EACH	42.26	0.00
RUSK (PAPAY)	KG.	195.93	-0.35
BISCUITS-PACKED	PKT	37.98	0.00
BISCUIT-BAKERY (LOOSE)	250 GM	82.48	-1.19
CORNFLAKS FAUJI 225 GM.	PKT	186.20	0.00
SAMOSA (VEGATABLE)	EACH	13.68	0.00
PASTRY AV.QLTY.	EACH	27.58	-0.54
PATTIES (VEGATABLES)	EACH	23.22	-0.26
NIMCO	250 GM	70.17	-0.06
CHIPS	250 GM	74.91	0.00
BEEF WITH BONE AV.QLTY.	KG	332.08	-0.42
MUTTON AV.QLTY.	KG	687.56	-0.62
CHICKEN FARM BROILER (LIVE)	KG	161.76	-19.14
FISH-RAHU MEDIUM SIZE	KG	288.45	-0.96
MILK FRESH (UNBOILED)	LTR.	83.14	-0.30
CURD	KG.	96.56	0.00
MILK TETRA PACK 1/2 LTR.	PKT.	62.91	0.00
LACTOGEN 400 GRAMS	PKT.	445.64	-0.70
POWDER MILK NIDO 400GM.	PKT	379.99	-0.19
MILK POWDER LOOSE/PACKED	KG.	489.49	-0.02
BUTTER LOCAL PACKED	50 GM.	32.66	0.00
EGGS FARM	DOZ	131.08	2.81
MUSTARD OIL AV.QLTY.	KG.	190.58	-0.40
COOKING OIL (DALDA)	2.5LTR	472.94	0.00
COOKING OIL (PAKWAN) OTHER BRAND SPECIFY	2.5 LTR	419.25	-0.01
VEGETABLE GHEE TIN	2.5KG.	463.85	0.00
VEGETABLE GHEE (LOOSE)	KG.	150.61	0.22
DATES AV.QLTY.	KG.	171.35	-0.16
PISTACHIO AV.QLTY.	50 GM.	103.65	-0.11
ALMONDS WHOLE AV.QLTY.	KG.	682.02	-2.02
COCONUT DRY AV.QLTY.	KG.	364.22	-4.70
RAISINS AV.QLTY.	50 GM.	22.70	-0.57
GROUNDNUTS (WITH SHELL)	KG.	214.69	-3.19
MALTA/MOSAMBI	DOZ	134.81	-2.49
KINNU	DOZ	101.37	-100.00
APPLE	KG	127.78	-3.44
ALOO BUKHARA	KG	0.00	
POMEGRANATE (ANNAR)	KG	193.83	-8.29
GRAPES	KG	0.00	
BANANAS	DOZ	60.84	-4.22
MANGO KALMI	KG	0.00	
GUAVA	KG	69.66	-0.53
WATERMELON (TURBOOZ)	KG	0.00	
MUSKMELON (KHARBOOZA)	KG	0.00	
SWEETMELON (GARMA)	KG	0.00	

Contd.

7.11 Intercity Consumer Price December, 2017

Value in Rupees			
Description	Unit	Average	% Change
PULSE MASOOR (WHOLE)	KG.	108.63	3.18
PULSE MASOOR (WASHED)	KG.	114.91	2.67
PULSE MOONG (WASHED)	KG.	112.78	3.34
PULSE MASH (WASHED)	KG.	162.67	3.98
PULSE GRAM	KG.	118.96	1.69
GRAM WHOLE BLACK AV.QLTY.	KG.	117.94	0.92
GRAM WHOLE YELLOW AV.QLTY	KG.	196.35	0.70
BEANS (LAL LOBIA)	KG.	144.20	0.78
POTATOES	KG	42.01	0.48
ONION	KG	60.56	28.05
TURNIP	KG	39.37	6.91
RADISH	KG	28.72	17.24
TOMATOES	KG	73.75	43.19
CABBAGE	KG	56.85	-100.00
CAULIFLOWER	KG	60.09	-24.90
BRINJAL	KG	46.38	-11.32
PUMPKIN	KG	0.00	
BOTTLEGOURD	KG	0.00	
LADY FINGER	KG	0.00	
PEAS	KG	120.12	34.94
SPINACH	KG	28.50	3.26
TINDA	KG	0.00	
TURAI	KG	0.00	
KARAILA	KG	0.00	
ARVI	KG	0.00	
CHILLIES GREEN	KG	112.51	2.24
CARROT	KG	44.99	11.14
CUCUMBER (KHEERA)	KG	51.82	4.75
LEMON	250GM	35.77	14.23
SUGAR REFINED	KG.	54.70	-0.69
GUR AV.QLTY	KG.	82.14	-0.46
HONEY LANGANESE 500 GM.	BOTTLE	874.66	-0.09
MILO 200 GM.	BOTTLE	218.45	0.00
CUSTARD POWDER RAFHAN 300 GM.	PKT	80.58	0.00
TOFFEE (HILAL)	EACH	1.44	0.00
CHOWKELATE CANDY (SMALL SIZE)	EACH	5.40	0.00
SWEETMEAT (MIXED)	KG	331.91	0.00
ICE CREAM WALLS	CUP.	42.74	0.00
ICE	KG	11.79	1.70
JAM AHMED/MITCHELLES	BOTTLE	137.60	-0.18
SQUASH-MITCHELLES	BOTTLE	161.56	0.00
ROOH AFZA	BOTTLE	172.13	-0.58
JAM-E-SHIREEN	BOTTLE	177.88	0.00
SAUNF	50 GM	18.22	-0.44
CINAMON LOOSE AV. QLTY	50 GM.	27.31	0.07
CUMINSEED WHITE NATIONAL	50 GM.	62.15	-1.59
PEPPER BLACK NATIONAL	50 GM.	106.23	0.00
CLOVES LOOSE AV.QLTY	50 GM.	90.45	-0.09
CARDAMOM LARGE LOOSE AV.QLTY	50 GM.	125.73	3.21
CARDAMOM SMALL AV.QLTY	50 GM.	115.01	-0.37
SALT-POWDERED (LAHORI) LOOSE	KG.	11.33	-0.44
SALT POWDERED (NATIONAL/SHAN)	PKT	24.95	0.00
CHILLIES POWD.NATIONAL 200GM	PKT	115.01	-0.65
CHILLIES POWDER LOOS	KG.	260.47	-0.32
CORRIANDER SEED POWD.NATIONAL	PKT	103.82	0.00
CORRIANDER SEED (LOOSE)	KG.	235.22	0.05
TURMERIC POWD.NATIONAL 50GM	PKT.	36.28	0.00
CURRY POWD. NATIONAL 200 GM	PKT.	87.64	0.50
TOMATO KETCHUP AHMED/MITCHL	BOTTLE	99.58	-1.00

Contd.

7.11 Intercity Consumer Price December, 2017

			Value in Rupees
Description	Unit	Average	% Change
PICKLES AHMED/MITCHELLES	BOTTLE	118.15	-0.11
VINEGAR SYNTHETIC (SIRKA)	BOTTLE	77.26	0.00
GARLIC	KG	162.99	0.09
GINGER	KG	180.21	2.94
TAPAL DANEDAR TEA 200GM PACKET	PKT	175.25	0.00
TEA LIPTON YELLOW LABEL 200GM.	PKT.	184.10	-0.20
TEA LOOSE KENYA AV.QLTY 250GM.	PKT.	161.11	-0.04
COFFEE-NESCAFE 75 GM. **	BOTTLE	334.88	-0.39
COLD DRINK (STANDARD SIZ)	BOTTLE	25.17	0.00
FRUIT JUICE TETRA PACK	BKT.	19.71	0.00
MINERAL WATER NESTLE 1.5 LTR	BOTTLE	51.04	-0.14
ALCOHOLIC BEVERAGES & TOBACCO			
CIGARETTES K-2 10'S **	PKT	52.21	0.00
CIGARETTES CAPSTAN 10'S **	PKT	51.80	0.00
CIGARETTES GOLD LEAF 20'S	PKT	136.65	-0.05
CIGARETTES MORVEN GOLD 20'S	PKT	54.17	0.00
BETEL LEAVES	50GM.	79.78	-1.28
BETEL NUTS	KG.	475.20	-7.71
CLOTHING & FOOTWEAR			
LONG CLOTH 57" GUL AHMED/AL-KARAM	METER	238.27	-0.05
SHIRTING AV.QLTY.	METER	186.51	-0.33
PANT CLOTH W & WEAR AV.QLTY	METER	415.93	0.00
LAWN PRINTED GUL AHMED/AL-KARAM	METER	298.60	-0.08
GEORGETTE AV.QLTY	METER	149.54	-0.15
LINEN AV.QLTY ***	METER	160.34	-0.08
HEAVY WT SUITING LAWERNCPUR AVG QLTY	METER	1456.17	-0.55
HEAVY WT SUITING LAWERNCPUR SUP QLTY	METER	1919.27	-0.55
TROPICAL SUITING LAW.PUR	METER	1210.28	-0.10
PANT BOY 24"/26" LENGTH.	EACH	543.49	-0.76
SHIRT BOY 24"/26" LENGTH	EACH	431.43	-1.30
SCHOOL UNI. PANT,SHIRT BOYS	SUIT	745.97	-0.75
SCHOOL UNI. KAMEEZ,SHAL.BOYS	SUIT	701.88	-0.23
SCHOOL UNI. KAMEEZ,SHAL.GIRL	SUIT	733.93	-0.72
FROCK W/WEAR GIRLS	EACH	1198.62	-1.59
AWAMI-SUIT W & W(BOY) 24"/26	SUIT	1085.46	-0.35
AWAMI-SUIT W&W (GENTS)AV.QLTY	SUIT	1416.50	-0.28
PULLOVER GENTS OXFORD/BON.	EACH	3040.88	-1.28
PULLOVER LADIES OXFORD/BON.	EACH	2849.25	-0.86
PULLOVER (GENTS) OTHERS A.QTY	EACH	1025.52	-1.21
SECOND-HAND COAT FOR MEN	EACH	464.32	-3.12
SECONDHAND SWEETER FOR MEN DUP QLTY	EACH	334.81	-1.56
SECONDHAND WINTER JACKET	EACH	461.37	-3.32
UNDERWEAR AV.QLTY MEDIUM SIZE	EACH	136.93	-0.37
VEST FOR MEN AV.QLTY.	EACH	141.68	-0.79
VEST/SHAMEEZ (WOMEN) AVG. QLTY	EACH	164.16	-0.46
SOCKS NYLON (PAKISTANI)	PAIR	92.06	-1.46
BRASSIER AV.QLTY.	EACH	174.42	-0.29
BRASSIER SUP QLTY	EACH	400.82	-1.48
DOPATTA GEORGETTE AV.QLTY.	EACH	303.18	-0.29
DOPATTA COTTON AV GLTY	EACH	244.11	0.00
CHADDAR (W/WEAR) (2x2.5 MTR)	EACH	471.74	-0.65
LUNGI/DHOTI(COTTON) AVG. QLTY	EACH	324.29	-0.03
HANDKERCHIEF AVG. QLTY PAK	EACH	44.16	-0.61
HANDKERCHIEF SUP. QLTY PAK	EACH	70.18	-1.57
GLOVES AV QLTY	PAIR	113.16	-1.07
AZARBAND COTTON AVG. QLTY	EACH	19.41	-0.36
SEWING THREAD/REEL(ASLI PARI)	EACH	6.90	0.00
WASHING CHARGES PAINT & SHIRT	SUIT	106.51	0.00
DRY CLEANING SUIT COAT PANT	SUIT	360.81	-0.19

Contd.

7.11 Intercity Consumer Price December, 2017

Value in Rupees			
Description	Unit	Average	% Change
WASHING CH. (KAMIZ-SHALWAR)	PAIR	77.03	-0.80
TAILORING SHIRT	EACH	414.24	-0.40
TAILORING CHARGES PANT (MEN)	EACH	715.38	-0.35
TAILORING COAT-PANT SUIT	SUIT	4218.12	-0.25
TAILORING AWAMI-SUIT (MALE)	SUIT	631.10	-0.36
TAILORING SUIT FEMALE	SUIT	537.04	-0.24
GENTS SHOES PAUL BATA	PAIR	1204.00	0.00
GENTS SANDAL BATA	PAIR	699.00	0.00
GENTS SPOUNG CHAPPAL BATA	PAIR	189.00	0.00
LADIES SANDAL BATA	PAIR	499.00	0.00
LADIES SPOUNG CHAPPAL BATA	PAIR	179.00	0.00
CHILD SHOE POWER LITE BATA	PAIR	599.00	0.00
GENTS SHOE, ART 1109 SERVICE	PAIR	999.00	0.00
NYLON JOGGER 27 SIZE 2-5 ***	PAIR	1299.00	0.00
CHINA FOOT WEAR AV. QLTY (MALE) *	PAIR	724.45	-0.33
CHINA FOOT WEAR AV. QLTY (FEMALE) *	PAIR	569.34	-0.63
CHINA FOOT WEAR AV. QLTY (CHILDREN) *	PAIR	472.01	-0.25
SHOE REPAIR HALF SOLE	PAIR	110.37	0.00
SHOES POLISH CHARGES AVERAGE SHOP	PAIR	19.92	-0.30
HOUSING, WATER, ELECT,GAS & OTH FUEL			
HOUSE RENT (combined)	MONTH	7402.23	0.00
rent 2	pm	7402.23	0.00
RENT3	PM	7402.23	0.00
RENT4	PM	7402.23	0.00
RENT5	PM	7402.23	0.00
RENT6	PM	7402.23	0.00
SYNTHETIC ENEMAL ROBIALAC BALTI 3.64 LTR.	EACH	1966.16	-1.10
SYNTHETIC ENEMAL ICI BALTI 3.64 LTR.	EACH	2065.44	-1.23
CEMENT (LOCAL) SPECIFY BRAND NAME	BAG	534.03	-0.31
BRICKS (NEW) IST CLASS	P/1000	7271.71	-0.56
CEMENT BLOCKS (6"x8"x12")	P/100	3083.12	-0.36
BAJREE	100CFT	4197.11	-0.74
SAND (BLACK PIT SAND)	K100CFT	2386.80	0.00
TIMBER SHESHAM LOG IST QUALITY	cubmt.	58687.92	0.00
IRON BAR (M.S. BAR) 1/2"	P/TON	77745.19	-0.36
CARPANTER WAGE RATE	P/DAY	929.18	-1.56
MASON (RAJ) WAGE RATE	P/DAY	1055.29	-1.01
UNSKILLED LABOUR WAGE RATE	P/DAY	576.09	-0.73
PLUMBER WAGE RSTE	P/DAY	918.53	-0.72
ELECTICIAN WAGE RATE PER DAY **	P/DAY	859.99	-0.72
ELECTICIAN WAGE RATE PER POINT **	P/PNT	133.16	-1.16
WATER CHARGES PER HOUSE	P/MONTH	131.91	0.00
ELECT.CHARGES UPTO 50 UNITS	P/UNIT	2.00	0.00
ELECT.CHARGES 01 - 100 UNIT	P/UNIT	6.18	0.00
ELECT.CHARGES 101 - 300 UNIT	P/UNIT	9.54	0.00
ELECT.CHARGES 301 - 1000 UNIT	P/UNIT	16.39	0.00
ELECT.CHARGES ABOVE 1000 UNIT	P/UNIT	18.39	0.00
ELEC	PM	10.50	0.00
GAS CHRg upto 3.3719 MMBTU	MMBTU	128.70	0.00
GAS CHRg 3.3719 - 6.7438 MMBTU	MMBTU	257.40	0.00
GAS CHRg 6.7438 - 10.1157 MMBTU	MMBTU	257.40	0.00
GAS CHRg10.1157 - 13.4876 MMBTU	MMBTU	702.00	0.00
GAS	PM	702.00	0.00
GAS	PM	409.50	0.00
KEROSENE OIL	LTR	96.88	-4.21
FIREWOOD WHOLE	40 KG.	551.12	-0.23
FURNISHING HOUSE HOLD EQUIPMENTS			
CHAIR SHESHAM WOOD WITH ARMS **	EACH	2255.92	-0.33
CHAIR PLASTIC (CHAIRMAN) AVERAGE QUALITY	EACH	824.20	-0.57

Contd.

7.11 Intercity Consumer Price December, 2017

				Value in Rupees
Description	Unit	Average	% Change	
TABLE SHESHAM WOOD (4X2X5")	EACH	5977.60	-0.21	***
SOFASET WOODEN WITH FOAM SEAT	SET	18359.87	0.00	**
COT IRON (WITH NIWAR)AV.QLTY.	EACH	2349.30	-0.62	
ALMIRAH (STEEL) 6'X3' 20 GUAGE	EACH	10056.16	-0.45	
DINNING TABLE 6 CHAIRS A.QLTY	SET	22568.57	-0.42	
SINGLE BED WITHOUT FOAM MED.	EACH	6555.74	-0.13	
MATRESS SINGLE(4"THICK)	EACH	5260.23	-0.68	
FARSHI DARI 12'X9' AV.QLTY	EACH	1392.12	0.12	
DARI COTTON (6'x2 1/2') AV.QL	EACH	604.72	0.00	
CARPET PLAIN AV. QLTY	SQFT.	44.99	-1.67	
QUILT (LIHAF) 3 KG. COTTON	EACH	1005.56	-1.21	
BLANKET (90" x 54")	EACH	3667.20	-1.13	
BEDSHEET SINGLE BED SUP.QLTY	EACH	683.46	0.00	
BED SHEET DOUBLE WITH TWO PILLOW COVERS SUP QLTY	SET	1328.39	-0.20	
TOWEL(3'x2') AV. QALTY	EACH	277.57	-0.42	
CEILING FAN 48" SUPER QLTY	EACH	3280.03	0.20	**
PEDESTAL FAN 22" SUPER QLTY	EACH	4349.83	0.02	
REFG. DAWLENCE 10 CFT. D.DOOR	EACH	32272.08	0.03	
D-FREEZER WAVES 8 CFT.	EACH	30763.68	0.04	
AIRCONDITIONER 1.5 TON PEL	EACH	43197.50	0.00	
SPLIT AIR CONDITIONER 1.5 TON (SPECIFY BRAND NAME)	EACH	44974.08	0.19	
AIRCOOLER SUPER ASIA	EACH	12329.58	0.02	
WASHING MACHINE SINGER	EACH	16130.00	0.00	
SEWING MACHINE(SINGER)	EACH	6673.00	0.00	
GIZER LARGE SIZE 30 GALLON CAPACITY SUP QLTY	EACH	18851.85	0.00	
GAS BURNER DOUBLE SPFY.BRAND	EACH	1940.16	-0.46	
ELECT. IRON PHILIPS MDL.1120	EACH	1963.13	-0.09	
ELECTRIC JUICER FOR APPLE	EACH	5506.96	-0.93	
S.STEEL DEGHCHI MEDIUM SIZE	EACH	656.74	0.00	***
ALUMINIUM COOKING PAN (DEGCHI) MED SIZE	EACH	646.00	-0.30	
NON STICK COOKING PAN (DEGCHI) SUP. QLTY	EACH	963.21	-0.26	
FRYING PAN STEEL AVG. QLTY MED. SIZE	EACH	410.82	-0.30	
TAWA IORN (MEDIUM SIZE) AVG. QLTY	EACH	329.61	-0.24	
S.STEEL PLATE A.QLTY.(M.SIZE)	EACH	79.19	-0.32	
TABLE SPOON S.STEEL SUP.QLTY.	DOZEN	409.94	0.00	
WATER SET JUG+6 GLASSES (OMROC)	SET	549.02	-0.40	
TEA SET PAK. CHINAWARE 21 PCS.	SET	2017.46	-1.53	
DINNER SET PLASTIC 72 PIECES SUPERIOR QLTY	SET	5738.75	-0.24	
HOTPOT SET PLASTIC 3 PCS.	SET	1390.16	-0.09	
BUCKET(BALTI) PLASTIC MED.SIZ	EACH	342.76	-0.07	
LOTA PLASTIC (MED SIZE) AVERAGE QUALITY	EACH	59.69	-0.27	
PRESURE COOKER 4 LTR.	EACH	1524.28	-0.16	
WATER COOLER 9/10 LTR.PLASTIC	EACH	651.65	0.00	***
THERMOS STARVAC 1 LTR	EACH	556.82	-1.08	
BULB PHILIPS 100-WATTS	EACH	32.66	0.00	
TUBE LIGHT PHILIPS 40 WATTS	EACH	106.00	0.00	
ELECTRIC BLUBS "0" WATTE LOCAL	EACH	22.61	0.00	
ELECTRIC BLUB ENERGY SAVER 14 WATTS	EACH	163.13	0.00	
WASHING SOAP 250 GMS SPECIFY BRAND NAME	EACH	33.48	0.00	
SURF EXCEL 400 GMS POLY BAG	EACH	121.63	0.00	
WASHING POWDER 1000 GRM	EACH	165.81	0.53	
WASHING POWDER (WHEEL/ BONUS) 100 GRAMS	EACH	96.01	-0.12	
CLEANSER POWDER VIM 1000 GM	PKT.	78.75	0.00	
FINIS 500 ML	BOTTLE	201.28	-0.51	
PHNYLE TYPHONE/FINIS/CARRANITE 3 LITRES	BOTTLE	151.94	0.00	
HARPIC	BOTTLE	153.25	-0.73	
BOOT POLISH CHERRY/KIWI 50ML	EACH	118.36	-0.18	
ROBIN BLUE (35 GRAMS)	PKT.	47.59	-0.25	
TISSU PAPER PERFUMED 100 PCS.	PKT	112.29	0.00	

Contd.

7.11 Intercity Consumer Price December, 2017

Value in Rupees			
Description	Unit	Average	% Change
TOILET PAPER ROLL (R.PETEL)	P/ROLL	41.53	-0.34
BOOT POLISH LIQUID CHEERY BLOSSOM KIWI 75 ML	BOTTLE	146.11	-0.34
MATCH BOX SMALL	EACH	2.21	0.00
DRY CELL 1.5 VOLT(LOCAL)	EACH	24.68	0.00
HAND STITCHING NEEDLE M.SIZE	PACKET	8.02	0.00
SEWING MACHINE NEEDLE (SINGER)	EACH	6.34	0.00
HOUSEHOLD SERVANT FEMALE P/T	P/MNTH	2038.47	0.00
MARRIAGE HALL WITH FURNITURE	P/HEAD	119.19	-0.84
HEALTH			
SEPTRAN TABLETS	10TAB.	19.44	-0.41
BRUFEN TABS 200-MG.	10TAB.	10.14	0.00
PANADOL TAB. EXTRA/PLAIN	10TAB.	12.24	0.00
DISPRIN TAB.	10TAB.	12.78	-0.08
TRISIL TAB.	10 TAB	10.59	-1.42
FLAGYL TAB. 200 MG.	10TAB.	10.17	0.00
VENTOLIN TAB. 2MG.	10TAB.	10.02	0.00
DAONIL TAB. 5 MG.	10TAB.	17.13	0.00
ENTOX TAB.	10TAB.	14.38	-1.60
RENITEC TAB. 5 MG.	10TAB.	58.65	0.00
CAC. 1000 TAB	BOTTLE	123.71	-0.01
AMOXIL CAPSOLE 250 MG.S	10CAP.	36.20	0.00
CALCIUM SYRUP SANDOZ	BOTTLE	64.12	-0.39
LEDERPLEX SYRUP	BOTTLE	52.15	0.00
SANCOS SYRUP (50 ML.)	BOTTLE	29.75	0.00
PHENERGAN SYRUP 120 ML.	BOTTLE	33.23	0.00
CALPOL SYRUP 60 ML.	BOTTLE	28.11	0.00
HYDRYLLIN SYRUP 120 ML.	BOTTLE	68.95	0.00
POLYFAX EYE OINTMENT	TUBE	21.37	0.00
BETNESOL EYE DROPS	BOTTLE	33.88	0.00
EAR DROPS (CARDISPORINE) ***	BOTTLE	22.28	0.00
BETNOVATE-N OINTMENT 5 GMS	TUBE	16.29	0.00
BURNOL CREAM 30 GRM	TUBE	55.42	0.00
VICKS VAPORUB/BALM	BOTTLE	36.20	0.00
GLYCRINE SMALL BOTTLE	BOTTLE	25.43	0.00
JOUHAR JOSHANDA	PKT.	9.69	0.00
GALXOS-D (450 GRMS)	PKT.	153.53	0.00
GRIPE-WATER WOODWARDS	BOTTLE	57.83	-0.28
SANIPLAST ONE PUTTY	EACH	1.88	0.00
O.R.S. (NIMCOL)	PKT.	17.38	-0.17
DETTOL (MEDIUM)	BOTTLE	72.20	-0.51
COTTON BANDAGE 2" - 4"	EACH	10.70	-0.75
THERMOMETER CHINA	EACH	46.63	-0.41
DOCTOR (MBBS) CLINIC FEE	P/PAT.	208.97	-2.99
URINE TEST (DR) CHARGES	P/TEST	119.19	0.00
BLOOD TEST (CP) CHARGES	P/TEST	278.19	0.00
SUGAR TEST (RANDOM/FASTING BOTH) CHARGES	P/TEST	188.05	-0.53
ECG CHARGES	P/TEST	243.70	0.00
X-RAY (CHEST) CHARGES	P/X-RAY	334.75	-0.37
TRANSPORT			
CAR SUZUKI 800 CC (W/O. A/C)	EACH	688250.00	-0.27
CAR SUZUKI 1000 CC	EACH	1203918.52	0.00
CAR TOYOTA 1300 CC	EACH	1916135.42	-0.06
CAR HONDA CIVIC	EACH	2379916.67	0.00
MOTORCYCLE HONDA CD-70.	EACH	63939.10	0.00
MOTORCYCLE YAMAHA 100CC.	EACH	79709.09	0.00
MOTOR CYCLE HERO 70 CC	EACH	44825.76	0.00
BICYCLE WITH TYRES & TUBES	EACH	7680.55	0.00
TYRE CAR WITH TUBE GENERAL	EACH	3222.54	0.10
TYRE MOTOR CYCLE WITHOUT TUBE	EACH	1093.36	-0.07

Contd.

7.11 Intercity Consumer Price December, 2017

Value in Rupees			
Description	Unit	Average	% Change
TYRE CYCLE SPECIFY BRAND NAME	EACH	367.98	0.20
TYRE CAR W/O TUBE	EACH	3064.40	-0.01
PETROL SUPER	LITRE	77.47	-1.91
HIGH SPEED DIESEL HSD	LITRE	85.95	-1.58
CNG	K.G.	73.32	-0.60
GAS CYLINDER STAND. SIZE	EACH	1333.38	-7.60
MOTOR CYCLE SERVICE CHARGES	EACH	279.38	-0.67
CAR SERVICE CHARGES	EACH	355.71	-0.06
TYRE PUNCTURE CHARGES	EACH	69.06	0.00
CYCLE OVERHAULING CHARGES	EACH	309.74	0.00
CAR TAX FOR 800CC TO 1300CC	YEARLY	1840.80	0.00
TRAIN FARE ECO. 1-100 KM.	P/KM.	0.68	0.00
TRAIN FARE ECO. 101-500 KM.	P/KM.	0.98	0.00
TRAIN FARE ECO. > 500 KM.	P/KM.	0.89	0.00
TRAIN FARE IST SLP. 1-100KM	P/KM.	2.11	0.00
TRAIN FARE IST SLP.101-500 KM	P/KM.	2.59	0.00
TRAIN FARE IST SLP. > 500 KM	P/KM.	1.99	0.00
TRAIN FARE A/C SLP. 1-100KM.	P/KM.	5.76	0.00
TRAIN FARE A/C SLP.101-500KM	P/KM.	4.59	0.00
TRAIN FARE A/C SLP > 500KM.	P/KM.	4.16	0.00
PLATFORM TICKET	EACH	9.85	0.00
AUTO RICKSHAW FARES	KM/MIN	55.88	-0.47
FULL TONGA CHARGES	KM/MIN	65.64	0.00
TAXI 4 SEATER FARE	KM/MIN	84.36	0.00
BUS FARE MIN (WITHIN CITY)	TICKET	10.06	0.00
BUS FARE MAX (WITHIN CIT	TICKET	18.72	0.00
BUS FARE OUTSIDE CITY	P/KM.	0.83	0.00
A/C BUS FARE OUTSIDE CITY	P/KM.	1.34	0.00
MINIBUS FARE MIN.WITH IN CITY	TICKET	13.55	0.00
MINIBUS FARE MAX.WITH IN CITY	TICKET	19.48	0.00
SUZUKI FARE MIN.WITH IN CITY	TICKET	11.25	0.00
SUZUKI FARE MAXIMUM W.IN CITY	TICKET	19.29	0.00
AIR FARE ECONOMY CLASS.	P/KM.	19.26	0.00
COMMUNICATION			
POSTAL ENVELOPE DOMESTIC	EACH	8.00	0.00
ENVELOPE FOR SAUDI ARABIA	EACH	50.38	0.00
POSTAL REGISTRATION CHARGES	EACH	37.25	0.00
U.M.S. REG CHARGES MIN.	EACH	59.12	0.00
T.C.S. CH. MIN.WITH IN ZONE	EACH	163.50	0.00
TELEPHONE CHARGES LOCAL CALL	P/CALL	3.94	0.00
TEL CHARGES OUT SIDE CITY	P/CALL	3.94	0.00
INTERNET CHARGES	P/HOUR	33.99	0.00
MOBILE CELL CHARGES	P/UNIT	3.14	0.00
FAX CHARGES (LOCAL)	P/PAGE	19.56	0.00
TELEPHONE SET AV. QLTY	EACH	909.51	0.00
MOBILE SET NOKIA/SONY/ERICSON/SAMSUNG WITHOUT CAMERA	EACH	2925.36	-0.04
RECREATION AND CULTURE			
T.V. 20" COLORED WEGA H-A21.	EACH	19111.46	0.00
T.V 20" COLOR CHINA/KORIA)	EACH	11316.67	0.00
V.C.P. PANASONIC/LG/NAT	EACH	5432.61	0.00
DVD/VCD PLAYER PANASONIC/LG	EACH	4182.66	-0.15
RADIO WITH C.PLAYER NATIONAL	EACH	2243.10	0.00
PERSONNEL COMPUTER (BRANDED)	EACH	44674.28	0.00
VID. CASSETTE BLK. TDK/SONY	EACH	144.06	0.00
COM. C.D. (TDK/IMATION)	EACH	51.97	0.00
TAPE RECORDER CASSETTE BLANK	EACH	46.56	0.00
VIDEO GAME SEGA 16 BYTE	EACH	1304.41	-0.68
CINEMA A/C. HIGH CLASS	TICKET	138.33	0.00
CINEMA NON-A/C HIGH CLASS	TICKET	75.58	0.00

Contd.

7.11 Intercity Consumer Price December, 2017

Value in Rupees			
Description	Unit	Average	% Change
CABLE CHARGES	PER MONT	294.46	-0.42
TV.LICENCE FEE DOMESTIC	YEARLY	420.00	0.00
ENGLISH BOOK CLASS V1	EACH	67.63	0.00
ENGLISH BOOK CLASS IX OR X	EACH	92.61	0.00
ENG. BOOK IST.YR COMPLETE SET	EACH	86.78	0.00
ENGLISH BOOK BA/B.SC	EACH	163.25	0.00
URDU BOOK CLASS V (T.B.BORD)	EACH	62.81	0.00
URDU BOOK CLASS IX/X(T.B.B)	EACH	94.55	0.00
URDU BOOK IST.YEAR/INTER	EACH	60.00	0.00
URDU BOOK BA/B.SC	EACH	144.50	0.00
MATHS BOOK CALSS V (T.B.B)	EACH	91.74	0.00
MATHS BOOK CLASS IX OR X	EACH	209.70	0.00
MATHS BOOK IST.YEAR (T.B.B)	EACH	148.13	0.00
PAKISTAN STUDIES BOOK BA/B.SC	EACH	150.50	0.00
DAILY "DAWN"	P/COPY	19.88	0.00
DAILY "JANG"	P/COPY	12.90	0.00
DAILY "NAWA-E-WAQT"	P/COPY	12.85	0.00
WEEKLY "AKHBAR-E-JAHAN"	P/COPY	57.38	-0.44
WEEKLY "MAG"	P/COPY	47.25	-0.25
MONTHLY "NAUNEHAL DIGEST"	P/COPY	35.38	0.00
PAPER FOOLSCAPE (27"x17")	QUIRE	38.86	0.00
EXERCISE.BOOK LINED 80/100 PGS	EACH	48.99	-1.16
PENCILGOLDFISH/DEER	EACH	7.18	0.00
PEN INK DOLLOR 57 ML BOTTLE	EACH	22.09	0.00
PHOTOSTATE PAPER 70 GM	PRT	364.65	-0.60
BALL PEN (local)	EACH	7.72	0.00
FOUNTAIN PEN HERO/WINGS/CHINA	EACH	46.07	-0.28
EDUCATION			
PRIVATE SCHOOL FEE ENGLISH MEDIUM AVERAGE STANDARD (CLASS I) PER MONTH		1550.55	0.00
PRIVATE SCHOOL FEE ENGLISH MEDIUM AVERAGE STANDARD (CLASS \ PER MONTH		1738.12	0.00
PRIVATE SCHOOL FEE ENGLISH MEDIUM AVERAGE STANDARD (CLASS \ PER MONTH		1933.96	0.00
PRIVATE SCHOOL FEE ENGLISH MEDIUM AVERAGE STANDARD (CLASS > PER MONTH		2250.03	0.00
PRIVATE MEDICL COLLEGE FEE MBBS (IST YEAR)	PER MONTH	53077.62	0.00
PRIVATE ENGINEERING COLLEGE FEE (ISTR YEAR)	PER MONTH	12740.99	0.00
GOVT. COLLEGE FEE IST. YEAR	MONTH	55.94	0.00
GOVT. COLLEGE FEE 4TH. YEAR	MONTH	69.13	0.00
GOVT. UNIVERSITY FEE MSC.	MONTH	893.76	0.00
GOVT. MED. COLLEGE FEE MBBS	MONTH	1658.24	0.00
GOVT. ENGG. COLL. FEE I YEAR	MONTH	2367.85	0.00
COACHING FEE FOR CLASS IX/X	PER MONTH	1385.31	0.00
COACHING CHARGES FOR CLASS IST YEAR/INTER (SCIENCE)	PER MONTH	1994.59	0.00
COACHING CHARGES FOR CLASS IST YEAR/INTER (COMMERCE)	PER MONTH	1752.26	0.00
I.T. TUITION FEES	PER MONTH	2893.29	0.00
MBA TUITION FEES	PER MONTH	6119.33	0.00
RESTAURANTS AND HOTELS			
BREAD TANDOORI ST. SIZE	EACH	7.98	0.00
COOKED MUTTON (AV. HOTEL)	PLATE	175.58	-0.22
COOKED BEEF (AV. HOTEL)	PLATE	102.18	-0.36
COOKED DAL (AV. HOTEL)	PLATE	60.56	-0.53
CHICKEN BIRYANI FULL/DOUBLE	PLATE	146.20	-0.42
TEA PREPARED (ORDINARY)	CUP	21.48	0.00
MISCELLANEOUS GOODS AND SERVICES			
HAIRCUT CHARGES FOR MEN	P/CUT	84.09	-0.31
BEAUTY PORL HAIR STYL CHARGE	P/STY.	304.69	-0.32
SHAVING CHARGES	PER SHV	46.97	-0.11
LIPSTICK S.MISS/MEDORA	EACH	114.13	-0.35
NAIL POLISH S.MISS/MEDORA	EACH	94.13	0.00
PERFUME MED.SIZE MEDORA/BROACH	EACH	174.04	-0.43
HAIR-OIL AMLA/CHAMBELI	BOTTLE	123.06	-0.50

Contd.

7.11 Intercity Consumer Price December, 2017

			Value in Rupees	
Description	Unit	Average	% Change	
TOILET SOAP LUX 95 GRAMS	EACH	40.35	-0.05	
TOILET SOAP LIFEBOUY 140 GRM	EACH	46.71	0.00	
TOILET SOAP SAFEGUARD BATH SIZE	EACH	51.09	-0.33	
TOOTHPASTE MACKLINES 70 GRM	EACH	50.38	0.00	
TOOTHPAST MED SIZE CLGATE 70 GMS	EACH	69.99	0.00	
TOOTHBRUSH SHEILD A/PLAUQUE	EACH	43.02	-0.09	
TOOTHPOWDER DENTONIC 90 GRM	EACH	32.51	-0.22	
HAIR-COLOUR BEGIN (6 GMS)	EACH	107.50	-0.93	
HAIR COLOUR (KALAKOLA)	BOTTLE	128.38	-0.10	
FACECREAM PONDS (MEDIUM)	EACH	122.75	0.00	
TALC POWDER VICE ROAY,B.CAT	EACH	149.02	-0.92	
BLADE TREET ORDINARY 10'S	PKT.	36.97	0.00	
BLADE 7-O-CLOCK STAIN. 5'S	PKT.	35.38	-0.37	
SHAMPOO SUNSILK/PAINTIN 100 ML	BOTTLE	105.50	0.00	
BEAUTY CREAM (FAIR & LOVELY)	EACH	153.10	-0.24	
HAIR REMOVING CREAM (EU-CREAM)	TUBE	68.71	-0.19	
GEL MEDIUM SIZE	BOTTLE	107.50	-0.47	
DISPOSABLE RAZOR GILLET-II	EACH	44.43	0.00	
SHAVING CREAM TOUCH-ME/ADM.	EACH	67.06	-0.84	
GOLD TEZABI 24 CT	10 GM.	45811.00	-1.03	
SILVER TEZABI 24 CT	10 GM.	705.27	-1.25	
ARTIFICIAL JEWELLARY SET	SET	843.88	-0.37	
WRIST WATCH GENTS CITIZEN (ORIGINAL) ***	EACH	3885.37	-0.33	
WRIST WATCH LADIES CITIZEN (ORIGINAL) ***	EACH	3864.86	-0.33	
WALL CLOCK QUARTZ AV.QLTY	EACH	593.08	-0.37	
SUITCASE REXIN (24"x16"x6")	EACH	1342.09	-0.61	
TRUNK MEDIUM SIZE ***	EACH	1675.11	-0.43	
PURSE LADIES (LEATHER) AVERAGE QUALITY	EACH	824.70	-0.15	

8. PUBLIC FINANCE

8.1 Customs Revenue Receipts

(Million Rupees)

S. No.	Description	Annual				
		2012-13	2013-14	2014-15	2015-16	2016-17
1	Meat, fish and their preparations	151.69	253.87	322.60	470.73	762.62
2	Milk, butter, cheese and honey	2235.00	2879.15	5371.62	4577.30	8016.49
3	Fruits, nuts and vegetables	1554.43	2368.46	2830.70	5718.73	7889.02
4	Coffee, nuts and vegetables	3730.56	3713.70	4202.54	6385.82	7350.95
5	Oil-seeds and miscellaneous fruits	146.20	176.67	1117.13	2765.29	4961.77
6	Vegetable plaiting materials	868.55	998.91	828.97	852.59	1002.42
7	Animal and vegetable fats and oil	20247.00	20658.72	21183.29	25910.37	24944.14
8	Sugar and confectionery	291.17	383.73	523.17	818.76	922.40
9	Edible, preparation of cereal & vegetables	3099.12	3991.29	5319.78	6788.91	8131.78
10	Beverages, spirits and vinegars	176.65	179.36	228.65	279.05	345.93
11	Residues on waste from the food industries prepared animal	59.44	141.58	2622.94	4359.11	3098.34
12	Tobacco	144.14	213.57	136.15	164.87	181.10
13	Mineral, fuel, oils and products thereof	20398.80	16760.58	24413.27	37991.81	60920.70
14	Chemicals and chemical products	7327.76	8239.32	10379.73	11883.91	12135.39
15	Pharmaceutical products	1893.71	2111.88	2507.92	3032.98	3734.25
16	Dyes, colours, paints and varnishes	2671.14	3611.13	4077.15	4838.49	5407.91
17	Perfumery, soap and toilet preparations	3778.08	4894.55	6321.37	7740.78	8878.55
18	Albuminodal substances modified stareehes gulesenzymes	215.36	287.14	488.59	626.50	850.27
19	Matches and other explosives	22.61	25.30	18.81	37.11	32.99
20	Photographic and cinematographic goods	1254.43	1583.89	1823.38	2544.33	2484.43
21	Plastic & articles thereof	349.73	11055.67	13198.11	15812.87	17041.90
22	Rubber and articles thereof	8820.77	2395.14	3179.46	6472.21	7999.88
23	Leather articles and footwear	2143.80	2051.86	2459.12	3303.33	4484.34
24	Wood & articles of wood wood charcoal	2010.44	542.99	837.99	1301.24	1662.87
25	Wood, paper and stationery	475.48	6085.09	8503.06	9412.67	10291.25
26	Silk yarn and fabrics	5357.43	139.29	316.29	422.13	333.92
27	Fabrics of wool, flax ramle metal vegetable	136.97	706.41	1039.73	1355.32	1650.64
28	Cotton, Textile fabrics, Paper Yarn	490.74	2065.56	1057.36	2567.15	2076.10
29	Yarn and fabrics of man-made fiber	1422.08	8773.16	11587.37	13433.31	14154.79
30	Carpets & other floor covering	6523.28	285.80	328.81	430.79	442.05
31	Special Woven Fabrics and Variety (58)	274.42	352.95	454.87	552.60	680.96
32	Textile articles including knitted & crocheted goods	1969.33	2627.81	3551.13	5298.75	7337.85
33	Other madeup textile articles, set worm clothing & textile	1093.49	1375.49	1620.10	2501.88	2701.36
34	Glass and earthen-ware	3198.22	4459.56	5938.18	8998.91	9493.64
35	Precious metal, stones, pearls & imitation jewellery	40.01	65.58	90.60	207.56	249.66
36	Iron and steel manufactures	10545.65	9211.16	17154.45	40140.83	44840.32
37	Metals other than gold,silver,iron & steel	1253.23	1866.33	2518.70	4481.37	5437.41
38	Cutlery, tools articles of base metals	1015.61	1324.08	1608.30	2264.13	2565.87
39	Machinery and mechanical appliances	12362.55	13742.20	20289.00	26190.69	35628.20
40	Electric machinery and equipment	10396.39	11325.52	22583.98	21382.12	26093.07
41	Railway and tramway plant and rolling stock	393.05	447.75	1147.92	299.92	910.62
42	Motor and other vehicles	42305.56	36314.43	49408.87	61946.64	78312.99
43	Ships, boats and aircraft's	108.57	79.44	1045.69	3823.94	3315.75
44	Clocks and watches and parts thereof	60.14	66.04	61.53	154.00	170.98
45	Arms and ammunitions	507.58	317.19	336.89	103.86	177.64
46	Toys, games and sports goods	278.43	346.34	488.01	967.27	1415.31
47	Sub-total (1 to 46)	183798.79	191495.64	265523.28	361612.93	441520.82
48	All other articles	66022.29	58234.50	49707.26	56561.39	65628.41
49	Gross Collection (47 to 48)	249821.08	249730.14	315230.54	418174.32	507149.23
50	Refund & Rebates	10362.12	8731.76	9090.69	11993.96	11095.46
51	Net collection (54-55)	239458.96	240998.38	306139.85	406180.36	496053.77
52	Total imports duty	...	233783.87	283865.95	377416.18	454814.09
53	1 % Ware House Charges	...	1182.93	808.69	648.13	551.69
54	Miscellaneous	...	4469.01	5010.68	5613.38	7995.51
55	Export duties	...	475.78	495.05	580.79	639.20
56	25% Export Development Charges	...	6119.22	5921.88	5365.62	5340.73
57	Regularly Duty	...	3699.32	19128.26	28549.96	37771.99

Contd.

8.1 Customs Revenue Receipts

(Million Rupees)

S. No.	Description	Monthly			
		Dec,2016	Jan,2017	Feb,2017	Mar,2017
1	Meat, fish and other preparations	121.44	116.40	77.22	51.02
2	Milk, Butter, Cheese and Honey	461.67	550.38	871.27	654.55
3	Fruits, nuts and vegetables	613.44	674.33	552.11	686.98
4	Coffee, nuts and vegetables	711.15	680.20	777.47	713.13
5	Oil-seeds & miscellaneous fruits	436.96	500.17	364.91	291.05
6	Vegetable plaiting Materials	81.96	77.05	76.14	100.28
7	Animal and vegetable fats and oil	2123.04	2090.31	2020.19	2473.42
8	Sugar and confectionery	78.95	89.77	73.12	90.41
9	Edible, preparation of cereals and vegetables	675.40	756.11	654.12	679.41
10	Beverages, spirits and vinegars	15.51	22.25	19.90	36.23
11	Residues an Waste from the food industries, Prepared animal fodder	310.88	223.32	403.00	548.52
12	Tobacco	10.21	20.02	5.78	15.98
13	Minerals, fuel, oils and products thereof	6792.99	4522.23	4405.10	6104.36
14	Chemicals and chemicals products	1027.81	1063.95	1069.45	1158.32
15	Pharmaceutical products	329.70	309.55	263.48	336.89
16	Dyes, colours, paints and varnishes	443.16	476.57	435.21	506.65
17	Perfumery, soap and toilet preparations	812.49	760.57	672.65	837.75
18	Albuminoidal substances modified starches, glues,enzymes	65.68	61.97	81.88	96.65
19	Matches and other explosives	8.61	0.60	1.98	1.77
20	Photographic and cinematographic goods	239.26	201.29	194.24	188.79
21	Plastic and articles thereof	1398.69	1425.43	1479.70	1637.42
22	Rubber and articles thereof	727.90	680.28	610.73	674.24
23	Leather articles and footwear	254.16	304.86	382.69	200.46
24	Wood & articles of wood; wood charcoal	153.84	155.40	153.17	159.47
25	Wood, paper and stationery	908.25	851.98	855.92	1028.85
26	Silk yarn and fabrics	27.26	35.94	44.43	21.27
27	Fabrics of Wool, flax, ramle metal, vegetable	145.36	156.25	148.52	128.45
28	Cotton, textile, fibre & other paper & veg yarn	162.15	196.38	191.67	194.60
29	Yarn and fabrics of man-made fiber	1246.15	1294.31	1220.69	948.94
30	Carpets & other floor covering	45.72	45.16	57.68	47.23
31	Special Woven Fabrics and Variety	78.76	71.19	52.29	37.86
32	Textile articles including knitted & crocheted goods	763.33	608.83	622.17	340.29
33	Other made up textile articles;set;worn colothing & textile	267.57	240.33	200.21	172.10
34	Glasses and earthen/ware	939.94	974.99	894.02	627.32
35	Precious metals,stones,pearls & imitation jewellery	13.31	17.18	23.02	16.51
36	Iron & steel manufactures thereof	3656.70	3959.02	3701.14	4315.76
37	Metals other than gold, silver, iron & steel	462.95	488.83	453.24	518.21
38	Cutlery, tools articles of base metals	219.62	228.52	237.49	172.67
39	Machinery and mechanical appliances	2588.41	2909.05	3152.30	3197.21
40	Electric machinery and equipment	3062.19	2921.03	1871.15	2039.90
41	Railway and tramway plant and rolling stock	26.08	111.57	44.06	96.79
42	Motor and other vehicles	5723.51	7043.85	6312.53	7699.13
43	Ships, boats and Air crafts	251.80	475.19	187.30	295.56
44	Clocks, watches and parts thereof	18.40	16.00	20.68	9.88
45	Arms and ammunitions	3.87	21.95	2.79	1.98
46	Toys, games and sports goods	134.16	161.49	133.2	88.3
47	Sub total (1 to 46)	38640.39	38592.05	36072.01	40242.56
48	All other articles	7565.04	1421.71	-358.17	9777.06
49	Total Import Duty	41423.99	35645.56	31539.23	45686.92
50	Warehouse Charges	57.64	43.89	49.60	48.81
51	Regularity Duty	3369.00	3270.29	3101.91	3046.15
52	Miscellienous	794.40	586.01	552.16	677.16
53	0.25 % Export Development Charges	502.36	408.63	434.33	483.36
54	Export Duties	58.08	59.66	36.62	77.36
55	Gross	46205.47	40014.04	35713.85	50019.58
56	Refund	19.05	58.92	7.99	35.01
57	Rebate	718.17	884.91	1079.70	1184.91
58	Refund & Rebate	737.22	943.83	1087.69	1219.92
59	Net	45468.25	39070.21	34626.16	48799.66

Contd.

8.1 Customs Revenue Receipts

(Million Rupees)

S. No.	Description	Monthly			
		Apr,2017	May, 2017	Jun,2017	Jul,2017
1	Meat, fish and other preparations	26.20	22.65	27.02	41.65
2	Milk, Butter, Cheese and Honey	579.59	1045.10	787.01	639.59
3	Fruits, nuts and vegetables	706.04	621.81	611.44	769.17
4	Coffee, nuts and vegetables	583.34	544.77	465.85	637.79
5	Oil-seeds & miscellaneous fruits	535.05	491.74	594.55	425.21
6	Vegetable plaiting Materials	94.46	83.99	100.82	167.41
7	Animal and vegetable fats and oil	2092.73	2707.50	2116.18	2675.29
8	Sugar and confectionery	65.00	80.65	75.44	82.33
9	Edible, preparation of cereals and vegetables	794.91	660.29	744.10	996.31
10	Beverages, spirits and vinegars	43.65	37.33	55.12	43.91
11	Residues an Waste from the food industries, Prepared animal fodder	405.10	156.19	180.11	70.71
12	Tobacco	12.36	13.28	5.41	3.96
13	Minerals, fuel, oils and products thereof	5720.77	6413.90	6902.76	2530.73
14	Chemicals and chemicals products	1187.24	1017.90	997.43	1095.64
15	Pharmaceutical products	339.59	349.02	303.26	333.38
16	Dyes, colours, paints and varnishes	527.70	498.77	480.62	486.46
17	Perfumery, soap and toilet preparations	814.73	843.55	686.48	907.42
18	Albuminoidal substances modified starches, glues,enzymes	71.83	87.78	61.42	70.22
19	Matches and other explosives	0.35	0.09	13.54	2.61
20	Photographic and cinematographic goods	206.76	209.89	228.45	237.96
21	Plastic and articles thereof	1585.15	1535.10	1561.21	1604.93
22	Rubber and articles thereof	704.38	667.06	665.87	746.62
23	Leather articles and footwear	334.94	580.90	439.09	404.63
24	Wood & articles of wood; wood charcoal	153.76	147.37	118.81	149.56
25	Wood, paper and stationery	1001.44	834.69	895.25	1091.49
26	Silk yarn and fabrics	26.72	27.36	24.24	12.12
27	Fabrics of Wool, flax, ramle metal, vegetable	126.41	139.43	152.08	163.21
28	Cotton, textile, fibre & other paper & veg yarn	256.16	194.41	118.32	98.60
29	Yarn and fabrics of man-made fiber	1080.66	1172.99	1140.60	1101.43
30	Carpets & other floor covering	41.13	39.80	30.76	29.53
31	Special Woven Fabrics and Variety	50.91	53.39	58.59	51.29
32	Textile articles including knitted & crocheted goods	596.61	716.88	665.38	481.5
33	Other made up textile articles;set;worn colothing & textile	159.25	165.09	207.77	237.71
34	Glasses and earthen/ware	619.39	838.91	772.87	1205.65
35	Precious metals,stones,pearls & imitation jewellery	20.18	30.32	36.21	29.88
36	Iron & steel manufactures thereof	4363.98	4737.62	3784.62	4687.55
37	Metals other than gold, silver, iron & steel	516.13	469.71	423.17	533.01
38	Cutlery, tools articles of base metals	215.26	263.72	260.76	259.98
39	Machinery and mechanical appliances	3367.75	3135.63	3256.57	3092.09
40	Electric machinery and equipment	1926.67	1988.39	1801.20	2483.02
41	Railway and tramway plant and rolling stock	240.48	20.13	174.29	185.15
42	Motor and other vehicles	7816.67	8667.45	7609.86	7492.36
43	Ships, boats and Air crafts	434.81	342.58	572.53	130.48
44	Clocks, watches and parts thereof	11.88	26.32	15.04	16.59
45	Arms and ammunitions	0.69	4.63	115.32	1.26
46	Toys, games and sports goods	132.98	170.7	156.61	219.71
47	Sub total (1 to 46)	40591.79	42856.78	40494.03	38727.10
48	All other articles	3630.48	5579.14	21363.61	2740.79
49	Total Import Duty	39785.50	43492.53	56343.36	36609.37
50	Warehouse Charges	63.54	59.60	39.71	54.16
51	Regularity Duty	3116.25	3583.01	3271.47	37762.55
52	Miscellienous	778.20	816.24	1537.21	598.37
53	0.25 % Export Development Charges	434.57	426.76	498.23	415.12
54	Export Duties	44.17	57.66	167.50	28.28
55	Gross	44222.23	48435.80	61857.48	41467.85
56	Refund	42.73	49.25	-2.42	77.11
57	Rebate	981.80	792.19	5.31	1499.94
58	Refund & Rebate	1024.53	841.44	2.89	1577.05
59	Net	43197.70	47594.36	61854.59	39890.80

Contd.

8.1 Customs Revenue Receipts

(Million Rupees)

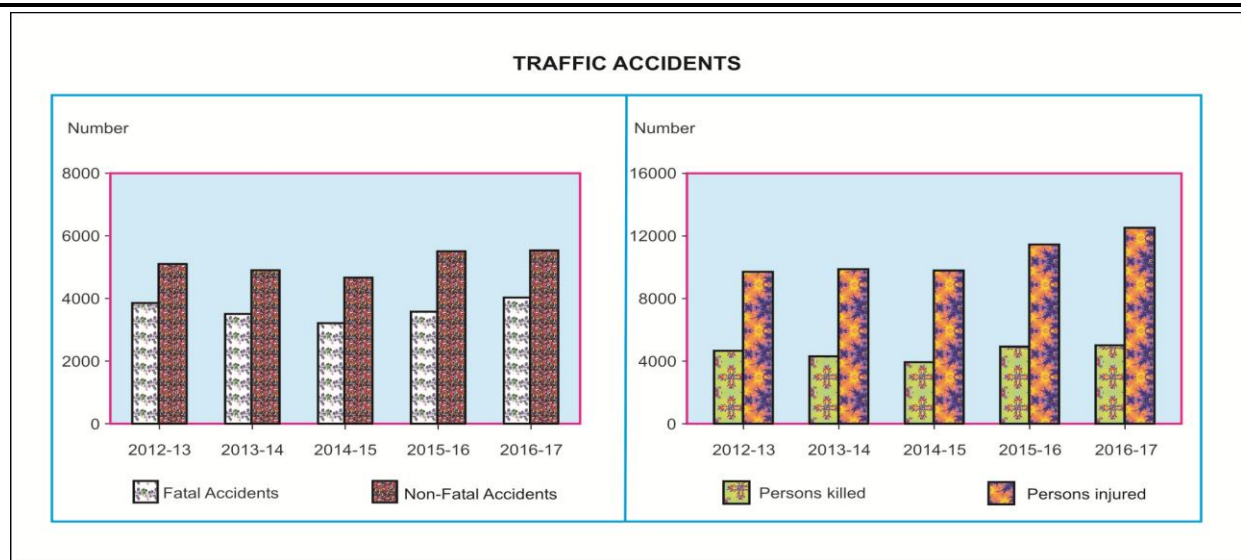
S. No.	Description	Monthly				
		Aug,2017	Sep,2017	Oct,2017	Nov,2017	Dec,2017
1	Meat, fish and other preparations	56.67	70.15	109.76	182.30	187.78
2	Milk, Butter, Cheese and Honey	616.48	592.18	687.45	768.57	570.99
3	Fruits, nuts and vegetables	1065.21	1001.66	1389.46	1653.10	1090.25
4	Coffee, nuts and vegetables	733.44	583.98	674.77	679.68	798.14
5	Oil-seeds & miscellaneous fruits	596.96	486.53	709.39	615.98	655.85
6	Vegetable plaiting Materials	179.40	155.55	196.59	254.13	260.01
7	Animal and vegetable fats and oil	2546.50	2182.88	2327.23	2473.57	2247.33
8	Sugar and confectionery	96.92	82.47	88.51	73.89	77.01
9	Edible, preparation of cereals and vegetables	872.60	698.82	960.59	978.40	894.48
10	Beverages, spirits and vinegars	44.47	35.08	32.36	15.03	54.88
11	Residues an Waste from the food industries, Prepared animal	492.39	109.41	82.97	78.88	156.27
12	Tobacco	10.36	7.50	10.23	56.63	22.20
13	Minerals, fuel, oils and products thereof	4029.83	5356.78	6037.20	5953.73	6347.55
14	Chemicals and chemicals products	1107.99	1077.79	1075.33	1245.13	1180.75
15	Pharmaceutical products	327.05	313.07	370.99	425.23	398.65
16	Dyes, colours, paints and varnishes	481.13	451.71	485.12	449.97	517.24
17	Perfumery, soap and toilet preparations	928.39	753.89	883.85	1258.45	1296.46
18	Albuminoidal substances modified starches, glues,enzymes	75.67	68.37	85.80	95.03	105.15
19	Matches and other explosives	4.51	0.98	1.58	1.27	2.79
20	Photographic and cinematographic goods	283.88	195.06	224.24	228.57	221.05
21	Plastic and articles thereof	1601.15	1524.90	1690.88	1602.73	1665.42
22	Rubber and articles thereof	823.74	744.36	922.08	1301.71	1176.30
23	Leather articles and footwear	623.67	556.12	489.26	759.04	416.19
24	Wood & articles of wood; wood charcoal	133.29	122.26	126.22	135.75	147.59
25	Wood, paper and stationery	949.47	936.80	866.33	953.62	978.69
26	Silk yarn and fabrics	19.18	22.56	11.83	15.98	11.68
27	Fabrics of Wool, flax, ramle metal, vegetable	134.70	138.10	138.65	177.13	172.00
28	Cotton, textile, fibre & other paper & veg yarn	78.70	125.61	163.90	139.41	149.96
29	Yarn and fabrics of man-made fiber	1271.55	844.13	1120.34	1044.17	1138.56
30	Carpets & other floor covering	33.03	31.16	32.23	36.44	47.33
31	Special Woven Fabrics and Variety	72.06	57.17	57.96	74.00	76.95
32	Textile articles including knitted & crocheted goods	685.77	666.19	761.83	878.06	875.31
33	Other made up textile articles;set;worn colothing & textile	204.24	176.58	207.80	282.99	296.13
34	Glasses and earthen/ware	1274.38	1023.74	983.27	1361.14	1313.33
35	Precious metals,stones,pearls & imitation jewellery	37.79	23.57	29.06	40.70	46.69
36	Iron & steel manufactures thereof	4764.52	3896.93	4359.86	3718.88	4178.12
37	Metals other than gold, silver, iron & steel	505.36	313.47	419.92	451.26	594.21
38	Cutlery, tools articles of base metals	265.33	248.81	275.15	271.33	269.78
39	Machinery and mechanical appliances	2777.86	2343.14	2986.95	2695.47	2885.05
40	Electric machinery and equipment	2320.86	2197.12	2587.56	2207.07	2738.02
41	Railway and tramway plant and rolling stock	56.07	20.40	10.94	24.86	8.26
42	Motor and other vehicles	9265.24	7748.15	8725.70	8337.13	7357.92
43	Ships, boats and Air crafts	118.45	166.39	303.70	244.83	307.96
44	Clocks, watches and parts thereof	21.21	14.05	23.28	20.11	29.52
45	Arms and ammunitions	0.72	3.79	2.67	14.06	0.83
46	Toys, games and sports goods	198.73	163.67	185.25	239.18	224.57
47	Sub total (1 to 46)	42786.92	38333.03	43916.04	44514.59	44191.20
48	All other articles	3381.55	6802.27	3989.41	5256.94	14303.30
49	Total Import Duty	40711.62	39972.62	41335.33	42005.30	49944.76
50	Warehouse Charges	51.27	38.65	49.82	45.19	59.52
51	Regularity Duty	4314.50	4058.24	5146.07	6449.21	5838.39
52	Miscellienous	507.75	550.99	864.16	726.12	2138.08
53	0.25 % Export Development Charges	441.32	466.25	476.40	492.44	467.49
54	Export Duties	141.98	53.89	33.71	52.72	46.33
55	Gross	46168.44	45140.64	47905.49	49770.98	58494.57
56	Refund	44.81	19.68	38.87	43.27	15.4
57	Rebate	1748.63	514.18	1406.90	1128.39	889.43
58	Refund & Rebate	1793.44	533.86	1445.77	1171.66	904.83
59	Net	44375.00	44606.78	46459.72	48599.32	57589.74

Source: Federal Board of Revenue, Islamabad.

9. SOCIAL

9.1 Data on Traffic Accidents

Year/Month	Total Number of Accidents	Accident		Persons		Total Number of Vehicles Involved
		Fatal	Non - Fatal	Killed	Injured	
PAKISTAN						
2012-13	8988	3884	5104	4719	9710	9876
2013-14	8359	3500	4859	4348	9777	9423
2014-15	7865	3214	4651	3954	9661	8949
2015-16	9100	3591	5509	4448	11544	10636
2016-17	9582	4036	5546	5047	12696	11317
2016 Dec	676	265	411	384	880	781
2017 Jan	735	341	394	444	1006	846
Feb	731	330	401	423	983	883
Mar	812	360	452	437	1023	921
Apr	864	356	508	438	1125	1050
May	904	382	522	452	1157	1070
Jun	902	365	537	447	1243	1122
Jul	859	374	485	448	1155	1019
Aug	904	399	505	470	1059	1063
Sep	995	432	563	535	1348	1197
Oct	1022	440	582	515	1352	1224
Nov	930	397	533	510	1294	1092
Dec	931	423	508	544	1182	1088



Note: Data from July, 2012 onward includes ICTs.

* Included Islamabad

Contd.

9.1 Data on Traffic Accidents

Year/Month	Total Number of Accidents	Accident		Persons		Total Number of Vehicles Involved
		Fatal	Non - Fatal	Killed	Injured	
ISLAMABAD						
2012-13	201	107	94	109	180	212
2013-14	256	120	136	132	206	256
2014-15	216	107	109	118	182	217
2015-16	244	120	124	140	209	244
2016-17	226	127	99	129	124	216
2016 Dec	14	8	6	9	19	14
2017 Jan	13	6	7	8	15	13
Feb	14	8	6	8	4	14
Mar	28	12	16	12	9	28
Apr	16	12	4	13	6	16
May	20	11	9	12	9	20
Jun	22	12	10	12	9	22
Jul	17	10	7	10	10	17
Aug	15	11	4	11	6	15
Sep	30	19	11	20	17	30
Oct	14	8	6	8	4	14
Nov	21	12	9	12	10	21
Dec	26	15	11	15	9	26
PUNJAB						
2012-13	4587	2213	2374	2692	4515	4587
2013-14	3696	1717	1979	2145	3941	3696
2014-15	3054	1435	1619	1750	3652	3054
2015-16	3288	1576	1712	2053	4550	3288
2016-17	3819	1989	1830	2494	5231	3819
2016 Dec	260	125	135	160	383	260
2017 Jan	372	209	163	273	454	372
Feb	309	176	133	211	349	309
Mar	396	213	183	266	529	396
Apr	388	199	189	237	528	388
May	378	202	176	250	481	378
Jun	344	167	177	209	479	344
Jul	363	198	165	246	484	363
Aug	410	225	185	271	464	410
Sep	452	243	209	314	688	452
Oct	481	250	231	298	598	481
Nov	426	223	203	297	636	426
Dec	418	241	177	302	560	418
SINDH						
2012-13	935	582	353	696	637	960
2013-14	945	613	332	791	893	1103
2014-15	881	583	298	771	863	1029
2015-16	924	634	290	749	754	1144
2016-17	880	608	272	786	970	1009
2016 Dec	76	53	23	66	87	86
2017 Jan	60	36	24	43	59	68
Feb	70	51	19	82	172	84
Mar	61	40	21	53	64	71
Apr	62	44	18	51	49	76
May	68	47	21	55	48	75
Jun	67	43	24	56	51	83
Jul	65	46	19	49	31	71
Aug	66	48	18	63	73	74
Sep	77	47	30	68	57	103
Oct	84	60	24	69	97	94
Nov	64	48	16	74	53	75
Dec	77	50	27	87	117	85

Contd.

9.1 Data on Traffic Accidents

Year/Month	Total Number of Accidents	Accident		Persons		Total Number of Vehicles Involved
		Fatal	Non - Fatal	Killed	Injured	
KHYBER P.K.						
2012-13	2968	846	2122	1059	4016	3736
2013-14	3120	877	2243	1033	4257	3934
2014-15	3399	942	2457	1137	4524	4260
2015-16	4287	1083	3204	1299	5527	5490
2016-17	4256	1103	3153	1317	5804	5736
2016 Dec	303	73	230	94	384	390
2017 Jan	270	75	195	100	454	364
Feb	315	80	235	94	416	445
Mar	299	83	216	88	340	387
Apr	364	89	275	124	493	526
May	392	106	286	118	562	537
Jun	420	117	303	140	628	607
Jul	364	94	270	119	572	502
Aug	378	94	284	99	481	512
Sep	393	100	293	103	533	548
Oct	396	101	295	117	602	567
Nov	371	94	277	106	539	503
Dec	376	101	275	117	454	509
BALUCHISTAN						
2012-13	297	136	161	163	362	381
2013-14	342	173	169	247	480	434
2014-15	315	147	168	178	440	389
2015-16	357	178	179	207	504	470
2016-17	401	209	192	321	567	537
2016 Dec	23	6	17	55	7	31
2017 Jan	20	15	5	20	24	29
Feb	23	15	8	28	42	31
Mar	28	12	16	18	81	39
Apr	34	12	22	13	49	44
May	46	16	30	17	57	60
Jun	49	26	23	30	76	66
Jul	50	26	24	24	58	66
Aug	35	21	14	26	35	52
Sep	43	23	20	30	53	64
Oct	47	21	26	23	51	68
Nov	48	20	28	21	56	67
Dec	34	16	18	23	42	50

Source: Provincial Police Departments & ICT Police.

9.2 Data on Telecommunication 2017

Months	Distribution of Cellular Mobile Subscribers					
	Total	Moblink	CM Pak	Ufone	Telenor	Warid
Jan	137095352	51534764	27496157	18478378	39586053	-
Feb	137791721	51876119	27706481	18456580	39752541	-
Mar	139108964	52467361	28008535	18470351	40162717	-
Apr	139615595	52715972	27924625	18545001	40429997	-
May	140516259	52887845	28214245	18509224	40904945	-
Jun	139758116	52470638	28084677	18397981	40804820	-
Jul	139781754	52325198	28423969	18361997	40670590	-
Aug	139969500	52719374	28475681	18333129	40441316	-
Sep	140759071	52617231	28916205	18489816	40735819	-
Oct	142404318	53420853	29464429	18639721	40879315	-
Nov	143338331	53494998	29852520	18816214	41174599	-
Dec	144525637	53625876	30202932	18973384	41723445	-

Source : Pakistan Telecommunication Authority, Islamabad.

9.3 Visitors at Archaeological Museum in Pakistan

Area/ attraction	September, 2017		October, 2017		November, 2017	
	Foreigner	National	Foreigner	National	Foreigner	National
PAKISTAN	1196	191024	1869	222581	1365	188495
ISLAMABAD	369	88701	717	125170	540	90196
Pakistan Museum of Natural History	28	10637	57	18163	21	12237
Lok Virsa Heritage Museum	143	25242	320	45269	222	36310
Pakistan Monument Museum	184	52092	304	61088	250	40649
Pakistan Railway Heritage Museum	14	730	36	650	47	1000
PUNJAB	624	85317	874	80513	564	84450
Lahore Museum Lahore	231	17309	342	24148	234	20614
Allama Iqbal Library & Museum, Sialkot.	3	850	3	885	10	11000
Museum, Taxila, Rawalpindi	217	10375	246	9307	183	6895
Museum, Harappa, Sahiwal.	19	11237	8	7215	15	7364
Allama Iqbal Museum, Javaid Manzil, Lahore	4	490	-	450	-	635
PMDC Khewara Mines Museum, Chakwal	150	45056	275	38508	122	37942
SINDH	180	13215	243	12788	223	10716
National Museum of Pakistan, Karachi	5	3628	38	4391	53	3193
Sindh Provincial Museum, Hyderabad.	3	2530	6	2130	2	2032
Museum, Banbhore, Thatta.	-	800	10	350	10	445
Museum, Moenjodaro, Larkana.	29	1813	51	1890	27	2335
Museum Umerkot, Tharparkar.	-	2549	-	2238	-	1721
Quid-e-Azam Birth Place, Karachi.	1	114	-	89	-	100
Quid-e-Azam House Museum, Karachi.	142	1781	138	1700	131	890
KHYBER PAKHTUNKHWA	23	3656	35	3977	38	3003
Peshawar Museum, Peshawar.	12	2390	16	2817	17	1749
Museum Saidu Sharif, Swat.	9	782	18	820	21	754
Dir Museum, Chakdara	2	484	1	340	-	500
BALUCHISTAN	-	135	-	133	-	130
Museum Balochistan, Quetta.	-	135	-	133	-	130

Source:-Department of Archaeology and Museum,
Government of Pakistan & Provincial Government

9.4 Visitors at Heritage Site in Pakistan

Area/ attraction	September, 2017		October, 2017		November, 2017	
	Foreigner	National	Foreigner	National	Foreigner	National
PAKISTAN	552	287476	567	292781	650	338260
PUNJAB	446	260444	443	272798	467	312914
Jahangir's Tomb, Lahore	10	8500	66	7957	69	6412
Shalimar Garden, Lahore	23	12605	23	12580	38	10540
Royal Fort (Shahi Qila), Lahore	162	201727	88	218239	139	269173
Hiran Minar & Tank, Sheikhpura	15	16000	12	17500	23	12530
Harappa, Sahiwal	19	11237	8	7215	15	7364
Taxila, Rawalpindi	217	10375	246	9307	183	6895
SINDH	51	6762	69	5578	40	5811
Banbhore , Thatta.	-	800	10	350	10	445
Makli Hill Monument, Thatta	22	1600	8	1100	3	1310
Moenjodaro, Larkana.	29	1813	51	1890	27	2335
Umerkot Fort, Tharparkar.	-	2549	-	2238	-	1721
KHYBER PAKHTUNKHWA.	55	20270	55	14405	143	19535
Remains of Takht-i-Bhai, Mardan	11	20040	6	14000	100	19000
Butkara Site Museum, Saidu Sharif, Swat	4	30	4	5	3	35
Julian Site, Haripur	40	200	45	400	40	500
BALUCHISTAN						

Source: Department of Archaeology and Museum.
Government of Pakistan & Provincial Government.

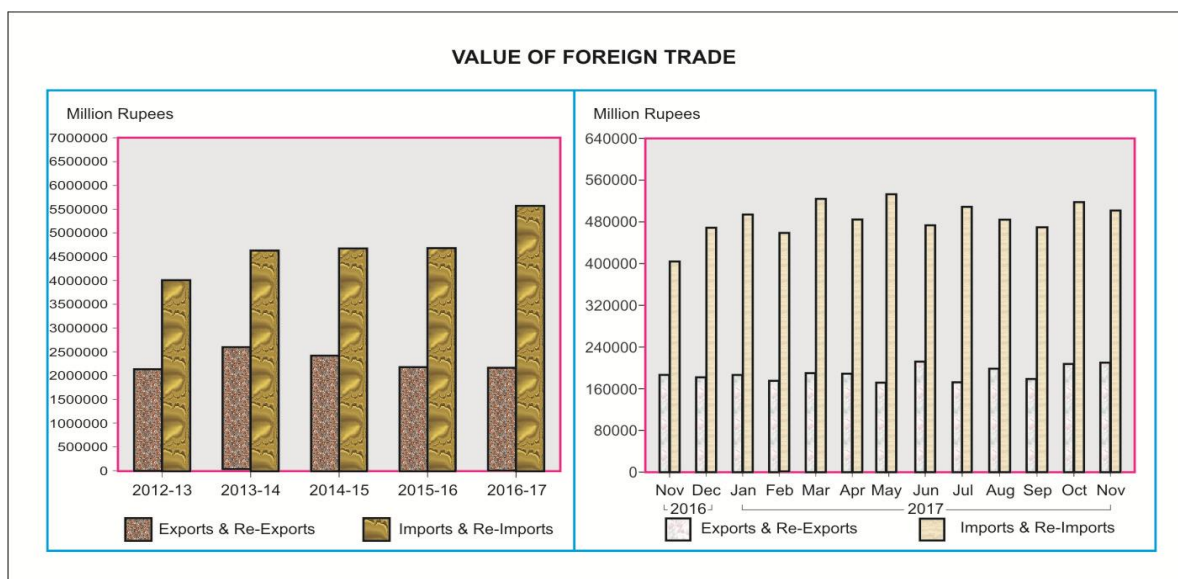
10. TRADE

10.1 Value of Foreign Trade

(Million Rupees)

Year / Month	Exports	Re-Exports	Imports	Re-Imports	Balance of Trade
2012-13	2,366,477.8	9,946.3	4,349,879.5	--	-1,973,455.4
2013-14	2,583,463.2	16,369.1	4,630,520.8	1,855.7	-2,032,544.2
2014-15	2,397,513.0	20,191.2	4,644,151.6	20,961.9	-2,247,409.3
2015-16	2,166,846.4	18,574.8	4,658,748.9	20,748.0	-2,494,075.7
2016-17 *	2,138,185.6	30,564.7	5,539,720.6	22,200.3	-3,393,170.6
2016 Nov	183,930.6	2,054.0	440,287.5	1,653.6	-255,956.5
Dec	180,320.7	1,593.3	467,036.0	1,898.0	-287,020.0
2017 Jan	185,875.9	710.4	491,952.8	1,952.9	-307,319.4
Feb	171,029.4	4,261.1	457,799.8	1,947.4	-284,456.7
Mar	187,921.8	1,585.1	521,302.4	2,324.6	-334,120.1
Apr	188,385.9	196.8	519,814.4	1,733.8	-332,965.5
May	169,710.7	1,769.3	530,620.3	1,835.1	-360,975.4
Jun	199,730.1	12,411.4	472,727.4	1,565.8	-262,151.7
Jul	171,501.3	2,620.1	506,936.3	2,065.0	-334,879.9
Aug	195,912.9	3,286.3	518,438.4	2,154.9	-321,394.1
Sep	175,714.9	1,569.4	467,454.3	2,121.2	-292,291.2
Oct	198,177.3	7,933.6	515,086.1	2,584.8	-311,560.0
Nov *	207,301.0	2939.1	501,304.9	2232.0	-293,296.8

* : Provisional

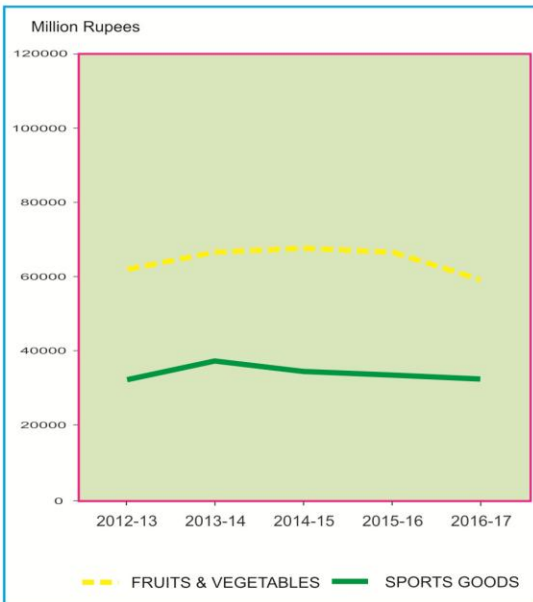
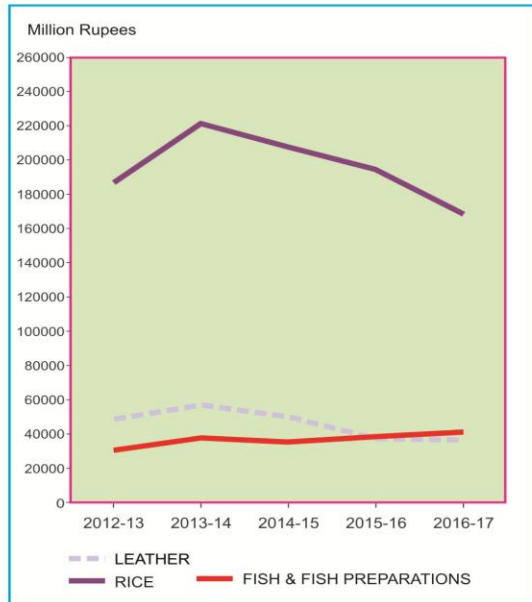
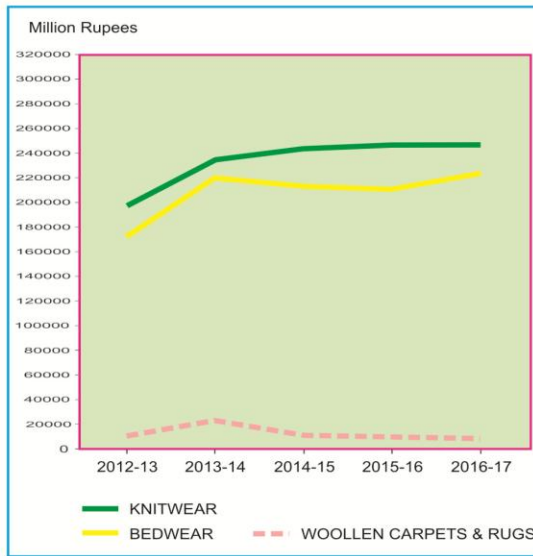
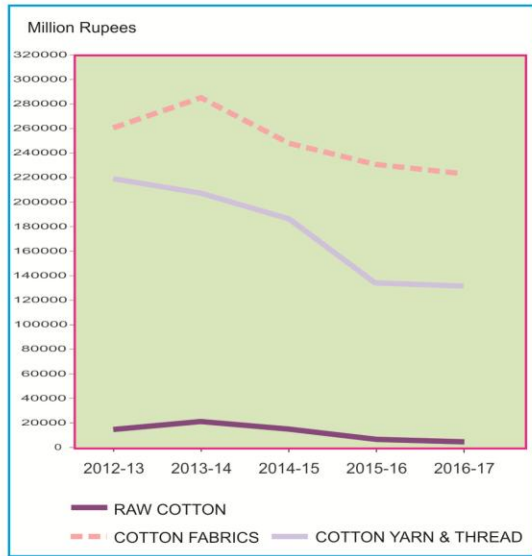


10.2 Exports by Commodity/Group

(Million Rupees)

Year/ Month	Raw Cotton	Cotton Fabrics	Cotton Yarn and Thread	Knitwear	Bedwear	Woollen Carpets & Rugs	Leather	Rice	Fish & Fish Prepara- tions	Fruits & Vege- tables	Sports goods
2012-13	14888.1	260237.5	219017.0	197434.3	172724.2	11484.6	48455.7	186623.1	30759.1	62126.8	32375.2
2013-14	21352.5	285130.2	207199.9	235564.7	219961.7	12616.2	56496.4	222906.7	37917.6	66703.9	37259.6
2014-15	14932.7	248430.9	188615.4	243718.7	213017.9	11772.5	49582.8	206266.3	35429.4	67864.3	34293.6
2015-16	7948.1	230757.3	134027.9	246267.3	210543.5	9896.6	37802.9	194249.6	33918.4	66839.6	33861.6
2016-17 *	4559.0	223675.4	131813.2	247242.0	223811.6	8053.9	36182.8	168244.0	41213.9	59241.8	32285.1
2016 Nov	470.9	17,483.2	13,520.5	20,025.8	18,008.4	820.1	3,187.3	17,352.1	4,313.8	3,963.9	2,458.6
Dec	248.4	17,668.4	11,266.0	20,639.8	17,809.9	746.0	2,697.8	16,284.3	2,873.6	6,539.9	3,052.6
2017 Jan	111.5	21,217.6	9,925.2	20,472.6	18,593.8	518.4	2,583.4	17,166.6	2,849.5	8,756.4	2,467.2
Feb	346.1	16,340.2	9,863.0	18,539.4	18,582.6	747.5	2,792.3	16,381.3	3,051.0	6,201.1	2,643.1
Mar	90.6	19,762.1	10,211.9	19,301.1	18,907.7	542.7	3,251.4	14,404.9	3,772.7	4,108.8	2,817.9
Apr	182.9	19,917.8	10,580.6	19,500.8	18,538.9	589.1	3,176.4	18,410.9	4,259.3	5,286.7	2,920.4
May	53.2	16,445.2	9,653.0	19,478.0	16,367.4	482.5	3,377.9	12,239.1	5,028.7	4,481.2	2,466.9
Jun	20.2	18,331.9	11,469.7	26,711.7	22,046.8	702.5	3,206.6	15,036.1	3,057.3	3,509.5	2,952.5
Jul	104.1	16,880.9	11,502.2	20,431.5	18,011.7	571.9	2,474.6	11,374.7	1,347.0	3,143.6	2,452.0
Aug	811.7	19,911.0	10,684.4	25,844.9	22,501.5	653.9	3,011.0	12,234.2	2,399.5	4,269.0	3,045.9
Sep	2,204.1	18,897.5	11,655.3	21,862.5	19,242.4	736.9	2,424.8	10,143.1	4,229.7	2,675.1	2,403.1
Oct	1,363.4	19,641.4	12,798.8	23,723.5	19,812.4	661.0	2,946.7	14,492.5	4,892.3	3,713.2	2,675.8
Nov *	804.4	18,201.5	11,756.7	23,840.3	20,239.9	840.7	3,087.0	20,315.7	4,660.2	3,951.3	2,661.2

EXPORTS BY COMMODITY/GROUP

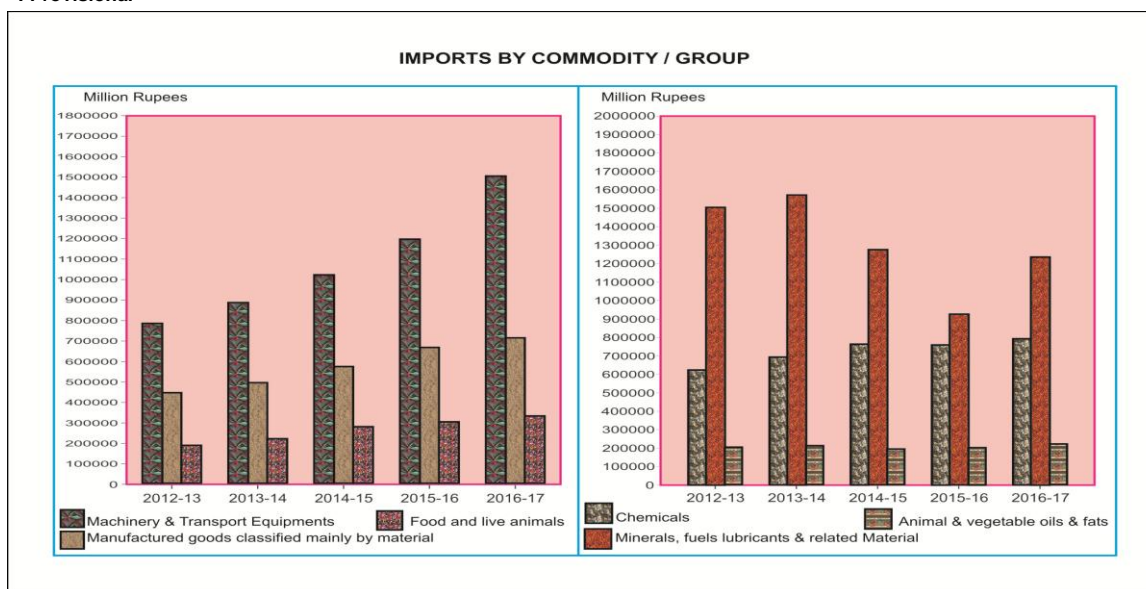


10.3 Imports by Commodity/Group

(Million Rupees)

Year/Month	Machinery and Transport equipment	Manufactured goods classified mainly by material	Food and Live animals	Chemicals	Mineral Fuels, Lubricants and related materials	Animal or Vegetable oils & fats
2012-13	783,966.3	444,919.9	190,555.4	621,466.0	1,504,034.0	205,311.0
2013-14	886,479.3	496,850.9	221,052.9	691,397.7	1,570,968.0	213,427.6
2014-15	1,019,546.8	571,607.2	280,008.3	761,241.6	1,274,835.8	193,222.0
2015-16	1,197,306.7	661,908.8	305,420.7	755,705.4	927,237.0	201,551.1
2016-17	1,571,759.2	718,013.5	332,265.7	796,180.6	1,237,043.7	221,074.1
2016 Nov	118,617.8	59,607.4	27,711.3	66,151.6	102,300.0	17,928.8
Dec	132,700.2	61,183.8	26,680.4	67,315.2	105,297.8	18,966.9
2017 Jan	158,841.0	63,992.7	32,780.0	65,342.3	91,327.0	18,859.0
Feb	124,630.5	60,038.8	32,096.6	66,453.9	96,475.9	18,577.5
Mar	137,378.9	64,258.8	33,640.3	73,332.2	122,351.7	23,117.7
Apr	144,582.6	64,172.4	30,849.4	72,738.2	117,985.7	19,241.1
May	141,746.4	66,156.3	23,220.2	72,448.7	130,816.1	24,476.3
Jun	127,384.1	60,337.0	19,894.4	68,872.0	116,083.9	18,228.8
Jul	143,689.9	69,056.9	23,109.1	76,835.6	108,458.8	23,748.1
Aug	133,303.6	69,773.2	29,671.5	72,834.1	125,171.1	21,928.6
Sep	114,773.6	57,402.9	23,286.8	71,947.4	128,397.8	18,349.8
Oct	127,826.0	60,174.7	24,315.0	77,093.1	143,437.9	20,265.5
Nov *	127,151.2	60,723.1	22,662.3	78,540.0	131,896.4	21,341.7

* : Provisional



10.4 Exports by Selected Commodities in Dollars

(In Thousand Dollar)

Groups/commodities	Unit	November, 2017		Cuml, From July, 2017		November, 2016		Cuml, From July, 2016	
		Quantity	Value	Quantity	Value	Quantity	Value	Quantity	Value
GRAND TOTAL			1967502		9004353		1756848		8173052
A.PRIMARY COMMODITIES			341538		1272368		307515		1173753
01.RICE	MT	428925	192817	1318471	650772	417721	165742	1275856	557336
(I) RICE BASMATI	MT	31927	34469	154883	167014	27972	26935	150631	143294
(II) RICE OTHER VARIETIES	MT	396998	158348	1163588	483758	389749	138807	1125225	414042
02.FISH AND FISH PREPARATIONS	KG	18337177	44230	66204005	166396	15292936	41204	56164404	156006
03.FRUILTS & VEGETABLES INCL.JUICES	KG	63895559	38905	296118458	176722	78220036	38928	367293459	202496
(I) FRUILTS	KG	30617249	26430	149806370	122886	33670561	26836	192363270	148093
(II) VEGETABLES	KG	31692773	11071	136518924	45621	43666847	11025	169302789	46471
(III) FRUIT & VEGETABLE JUICES	KG	1585537	1403	9793164	8216	882628	1066	5627400	7932
04.WHEAT	MT			173	45				
05.WHEAT FLOUR	MT	2157	613	163333	44680	103205	28232	335081	97384
06.SPICES(INCL. CHILLIES)	KG	2096734	7184	8348703	28914	2521569	8372	8514693	30309
07.OIL SEEDS, NUTS AND KERNALS	KG	4196917	4795	15573462	17919	4824926	6639	12186093	16984
08.LEGUMINOUS VEGETABLE	KG								
09.FLOWERS	KG	36534	58	157272	331	67578	193	190662	445
10.RAW HIDES AND SKINS	KG			4240	50	580	8	805	13
11.RAW WOOL AND ANIMAL HAIR	KG	239847	362	1024833	1544	221953	408	1153267	2109
(I) RAW WOOL	KG	24946	56	137392	339	23654	54	252855	546
(II) ANIMAL HAIR	KG	214901	306	887441	1205	198299	354	900412	1563
12.CRUDE ANIMAL MATERIAL	KG	1965212	2406	7927360	10088	995740	1331	5911155	7532
13.CRUDE FERTILIZER	MT	890	162	3340	459	1040	161	6023	912
14.MOLASSES	KG	6631240	809	68983230	9127	6657850	815	13380052	1637
15.RAW COTTON	MT	4648	7634	30317	50200	2635	4498	19546	33513
16.COTTON WASTE	MT	4156	5471	23699	27716	3689	4126	16097	18192
17.PETROLEUM CRUDE	MT	45355	19691	135320	52770			62540	21651
18.MARBLES AND STONES	MT	107612	4982	301393	20485	42886	6048	170381	23493
19.TOBACCO	KG	3116320	11419	3828982	14147	210251	809	939596	3738
(I) UN-MANUFACTURED	KG	3062755	11214	3621360	13250	169368	598	776761	2911
(II) MANUFACTURED EXCL.CIGARET	KG	53565	205	207622	897	40883	211	162835	827
20.COKE	MT								
B.TEXTILES MANUFACTURES			1089782		5309948		1017160		4974153
01.COTTON YARN	KG	43368809	111430	214509327	553682	45183409	129059	192301058	549853
02.COTTON CLOTH	SQM	1.69E+08	172751	860066208	887835	1.56E+08	166994	868043868	898265
03.ARTICLES OF APPAREL & CLOTHI ACCESSORIES (EXCL. KNITWEARS)	DOZ	3295336	214897	15305859	1019539	2896923	188547	13465695	888456
04.ART SILK AND SYNTHETIC TEXTIL	SQM	26220011	23346	130019510	124079	14557550	17106	62649575	79905
05.COTTON THREAD	KG	34167	154	146850	629	21976	85	3023399	12481
06.TEXTILE FABRICS WOVEN(OTHER THAN COTTON & ARTIFICIAL FAB	RI		525		2042		476		2211
07.TULE, LACE, EMBROIDERY ETC	--		1441		6840		1541		6341
08.COTTON BAGS/SACKS	MT	336	725	2130	4648	814	1723	2445	4536
09.TENTS & OTHER CANVAS GOODS	KG	4049798	11751	12516921	35342	5495978	17212	19166553	52940
10.BED WEAR	KG	30498726	192098	156823083	947404	29307939	172010	151204432	888448
11.TOWELS	KG	20245150	69167	85928362	321787	18106090	69337	76961876	317769
12.TEXTILE MADE UPS (EXCL. TOWE & BED WEAR)	--		59877		280376		57072		261272
13.KNITWEARS	DOZ	9328018	226269	43387976	1098284	8080898	191280	42136790	980489
14.WASTE MATERIAL OF TEXTILE FIBRES/FABRICS	KG	1638431	1461	8298435	6040	2077031	1665	11495628	7537
15.YARN OTHER THAN COTTON YARN	KG	839355	2428	4407742	12525	620165	1685	3871698	11061
16.KINTTED OR CROCHATED FABRICS	SQM	703703	1461	4400535	8897	466464	1368	4248200	12589
C.OTHER MANUFACURES			328536		1556818		273307		1320375
01.CIGARETTES	THNO	340	8	6055	132	4274	82	23480	463
02.LEATHER	SQM	2360137	29298	10934757	132360	1656498	30445	7355667	144280
03.CARPETS,RUGS AND TAPESTRIES	SQM	189890	8105	804070	33585	179220	8025	831702	36379

Contd.

10.4 Exports by Selected Commodities in Dollars

(In Thousand Dollar)

Groups/commodities	Unit	November, 2017		Cuml, From July, 2017		November, 2016		Cuml, From July, 2016	
		Quantity	Value	Quantity	Value	Quantity	Value	Quantity	Value
(I) WOOLLEN CARPETS AND RUGS	SQM	172141	7979	689972	32885	160999	7833	699801	35602
(II) WOOLLEN CARPET MACHINE M	SQM	19	1	211	4			1211	35
(III) TAPESTRY CLOTH	SQM								
(IV) CARPETS KNOTTED & OTHER FLOOR COVERING	SQM	17730	125	113887	696	18221	192	130690	742
04.PETROLEUM PRODUCTS	MT	29274	18442	159954	81972	18258	8753	93132	39650
05.FEEDING STUFF FOR ANIMALS	KG	37919525	7442	180092539	24919	25105940	4690	103602326	18873
06.CHEMICALS AND PHARMACEUTICA PRODUCTS	--		90575		455836		67144		337458
(I) PLASTIC MATERIALS	KG	18192494	20473	95110592	99794	23554424	21044	72900725	87633
(II) PHARMACAUTICAL PRODUCTS.	KG	957409	17969	4720756	86249	838756	16597	4454752	90655
(III) FERTILIZER MANUFACTURES	MT			198214	43468			2	1
(IV) OTHER CHEMICAL	--		52133		226326		29504		159169
07.RUBBER MANUFACTURES	--		1548		7513		1116		6369
08.PAPER AND PAPER BOARD	KG	3227519	7473	16452773	37593	4713644	10336	17528074	40863
09.GUAR AND GUAR PRODUCTS	KG	1901634	2782	8339137	11977	1711838	2333	6814326	8561
10.CUTLERY	--		7890		38274		6727		32640
11.GOLD	GM								
12.COPPER AND ARTICLES THEREOF	--		18940		64589		3965		17095
13.MACHINERY & TRANSPORT EQUIPMEN (INCL.ENGINEERING ELECTRICALS)	--		16662		84546		12222		69861
(I) ELECTRIC FANS	NO	86687	1736	376853	7494	39439	798	446139	8841
(II) TRANSPORT EQUIPMENT	--		432		4013		384		4073
(III) OTHER ELECTRICAL MACHINE	--		2268		17265		3409		14783
(IV) MACHINERY SPECIALIZED	--		1629		13450		2194		9865
PARTICULARS INDUSTRIES									
(V) AUTO PARTS	--		1631		6899		830		4993
(VI) OTHER MACHINERY	--		8967		35425		4607		27305
14.FOOTWEARS	PAIR	716857	8151	3443254	39372	618235	6111	3715561	38255
(I) LEATHER FOOTWEAR	PAIR	502020	7443	2216605	35200	353195	5242	2044955	32734
(II) CANVAS FOOTWEAR	PAIR	3829	7	22287	92	3671	16	34945	178
(III) OTHER FOOTWEAR	PAIR	211008	701	1204362	4081	261369	852	1635661	5342
15.LEATHER MANUFACTURES(EXCL. LEATHER FOOTWEARS)	--		44253		219720		43917		214889
(I) LEATHER GLOVES	DOZ	473881	18414	2599162	85769	365606	16005	1901442	75209
(II) APPAREL & CLOTHING	DOZ	63298	24870	318239	129389	75304	26838	362278	134117
(III) OTHER LEATHER MANUFACTUR	KG	64846	969	338619	4562	89503	1074	451296	5563
16.HOUSE-HOLD EQUIPMENT	KG	667125	2095	3323582	10693	832603	2506	3812666	11447
17.SPORTS GOODS	--		25257		125658		23484		123897
(I) FOOT BALLS COMPLETE	DOZ	204299	12474	1264303	63585	164432	10749	1054159	58206
(II) GLOVES (SPORTS)	DOZ	176914	8638	859924	42182	127508	9131	1085059	45892
(III) OTHER	--		4146		19891		3604		19798
18.SURGICAL GOODS,MEDICAL INSTRUMENTS AND APPLIANCES	NO	19168408	35836	74835690	157479	14347864	30306	90040585	137745
19.ONYX MANUFACTURED	KG	177812	472	821996	2349	198939	575	911464	2225
20.HANDICRAFTS	--		4		4005		2843		2852
21.TEXTILE PRODUCT & ARTICLE FOR TECHNICAL USE	KG	26399	129	173534	846	14940	75	88991	485
22.BOOKS AND PRINTED MATTERS	--		444		1829		610		2147
23.PIG IRON	MT			19	12			3	7
24.PRECIOUS/SEMI-PRECIOUS STON	GM	316382	302	1582595	1528	691448	559	1678852	1387
25.JEWELLERY	--		393		1614		272		3106
26.ARTICLES OF PLASTIC	KG	899611	1764	6753512	16404	1961741	5813	9372792	26849
27.FURNITURE	NO	17476	237	95049	1672	11777	257	117748	1901
28.PARTS OF FOOTWEAR	--		33		338		140		691
D.OTHERS	--		207646		865220		158866		704771

10.5 Exports by Selected Commodities in Rupees

(In Thousand Rupees)

Groups/commodities	Unit	November, 2017		Cuml, From July, 2017		November, 2016		Cuml, From July, 2016	
		Quantity	Value	Quantity	Value	Quantity	Value	Quantity	Value
GRAND TOTAL			207301011		948607372		183930572		855211160
A.PRIMARY COMMODITIES			35985325		134044021		32194840		122814795
01.RICE	MT	428925	20315659	1318471	68560104	417721	17352140	1275856	58320982
(I) RICE BASMATI	MT	31927	3631742	154883	17594860	27972	2819907	150631	14993636
(II) RICE OTHER VARIETIES	MT	396998	16683916	1163588	50965244	389749	14532234	1125225	43327346
02.FISH AND FISH PREPARATIONS	KG	18337177	4660200	66204005	17528703	15292936	4313759	56164404	16321827
03.FRUILTS & VEGETABLES INCL.JUICE	KG	63895559	4099119	296118458	18617625	78220036	4075466	367293459	21188172
(I) FRUILTS	KG	30617249	2784781	149806370	12945720	33670561	2809586	192363270	15495255
(II) VEGETABLES	KG	31692773	1166487	136518924	4806330	43666847	1154275	169302789	4862806
(III) FRUIT & VEGETABLE JUICES	KG	1585537	147851	9793164	865575	882628	111605	5627400	830111
04.WHEAT	MT			173	4773				
05.WHEAT FLOUR	MT	2157	64604	163333	4707248	103205	2955722	335081	10188707
06.SPICES(INCL. CHILLIES)	KG	2096734	756906	8348703	3046013	2521569	876539	8514693	3171614
07.OIL SEEDS, NUTS AND KERNALS	KG	4196917	505210	15573462	1887672	4824926	695030	12186093	1777238
08.LEGUMINOUS VEGETABLE	KG								
09.FLOWERS	KG	36534	6098	157272	34922	67578	20249	190662	46568
10.RAW HIDES AND SKINS	KG			4240	5255	580	887	805	1408
11.RAW WOOL AND ANIMAL HAIR	KG	239847	38167	1024833	162679	221953	42703	1153267	220758
(I) RAW WOOL	KG	24946	5927	137392	35695	23654	5658	252855	57137
(II) ANIMAL HAIR	KG	214901	32240	887441	126983	198299	37045	900412	163621
12.CRUDE ANIMAL MATERIAL	KG	1965212	253542	7927360	1062747	995740	139396	5911155	788107
13.CRUDE FERTILIZER	MT	890	17030	3340	48405	1040	16904	6023	95456
14.MOLASSES	KG	6631240	85277	68983230	961349	6657850	85351	13380052	171425
15.RAW COTTON	MT	4648	804367	30317	5287708	2635	470874	19546	3506067
16.COTTON WASTE	MT	4156	576402	23699	2919952	3689	431936	16097	1903444
17.PETROLEUM CRUDE	MT	45355	2074672	135320	5560239			62540	2263705
18.MARBLES AND STONES	MT	107612	524933	301393	2158093	42886	633137	170381	2458279
19.TOBACCO	KG	3116320	1203140	3828982	1490535	210251	84747	939596	391038
(I) UN-MANUFACTURED	KG	3062755	1181503	3621360	1396071	169368	62647	776761	304511
(II) MANUFACTURED EXCL.CIGARET	KG	53565	21636	207622	94464	40883	22100	162835	86527
20.COKE	MT								
B.TEXTILES MANUFACTURES			114822190		559400723		106490078		520489509
01.COTTON YARN	KG	43368809	11740506	214509327	58331136	45183409	13511608	192301058	57538057
02.COTTON CLOTH	SQM	169453221	18201538	860066208	93532327	1.56E+08	17483191	868043868	93992316
03.ARTICLES OF APPAREL & CLOTHI ACCESSORIES (EXCL. KNITWEARS)	DOZ	3295336	22642073	15305859	107410683	2896923	19739607	13465695	92968621
04.ART SILK AND SYNTHETIC TEXTIL	SQM	26220011	2459818	130019510	13071626	14557550	1790885	62649575	8359474
05.COTTON THREAD	KG	34167	16222	146850	66307	21976	8908	3023399	1305871
06.TEXTILE FABRICS WOVEN(OTHER THAN COTTON & ARTIFICIAL FAB	RI		55290		215086		49794		231341
07.TULE, LACE, EMBROIDERY ETC	--		151878		720623		161375		663467
08.COTTON BAGS/SACKS	MT	336	76389	2130	489616	814	180416	2445	474741
09.TENTS & OTHER CANVAS GOODS	KG	4049798	1238129	12516921	3723285	5495978	1801994	19166553	5539301
10.BED WEAR	KG	30498726	20239905	156823083	99807874	29307939	18008351	151204432	92964638
11.TOWELS	KG	20245150	7287645	85928362	33899462	18106090	7259177	76961876	33250765
12.TEXTILE MADE UPS (EXCL. TOWE & BED WEAR)	--		6308824		29537139		5975092		27339095
13.KNITWEARS	DOZ	9328018	23840252	43387976	115702669	8080898	20025771	42136790	102598622
14.WASTE MATERIAL OF TEXTILE FIBRES/FABRICS	KG	1638431	153955	8298435	636285	2077031	174345	11495628	788598
15.YARN OTHER THAN COTTON YARN	KG	839355	255864	4407742	1319309	620165	176394	3871698	1157292
16.KINTTED OR CROCHATED FABRICS	SQM	703703	153901	4400535	937297	466464	143169	4248200	1317308
C.OTHER MANUFACTURES			34615424		164010840		28613434		138161105
01.CIGARETTES	THNO	340	853	6055	13922	4274	8634	23480	48379
02.LEATHER	SQM	2360137	3086953	10934757	13944112	1656498	3187343	7355667	15097031
03.CARPETS,RUGS AND TAPESTRIES	SQM	189890	853920	804070	3538175	179220	840203	831702	3806620

Contd.

10.5 Exports by Selected Commodities in Rupees

(In Thousand Rupees)

Groups/commodities	Unit	November, 2017		Cuml, From July, 2017		November, 2016		Cuml, From July, 2016	
		Quantity	Value	Quantity	Value	Quantity	Value	Quantity	Value
(I) WOOLLEN CARPETS AND RUGS	SQM	172141	840662	689972	3464416	160999	820082	699801	3725287
(II) WOOLLEN CARPET MACHINE M	SQM	19	56	211	457			1211	3689
(III) TAPESTRY CLOTH	SQM								
(IV) CARPETS KNOTTED & OTHER FLOOR COVERING	SQM	17730	13202	113887	73302	18221	20121	130690	77645
04.PETROLEUM PRODUCTS	MT	29274	1943072	159954	8636046	18258	916410	93132	4148950
05.FEEDING STUFF FOR ANIMALS	KG	37919525	784099	180092539	2625251	25105940	491026	103602326	1974765
06.CHEMICALS AND PHARMACEUTICA PRODUCTS	--		9543213		48022405		7029590		35310149
(I) PLASTIC MATERIALS	KG	18192494	2157049	95110592	10513101	23554424	2203170	72900725	9170035
(II) PHARMACAUTICAL PRODUCTS.	KG	957409	1893244	4720756	9086640	838756	1737550	4454752	9485679
(III) FERTILIZER MANUFACTURES	MT			198214	4578737			2	102
(IV) OTHER CHEMICAL	--		5492920		23843927		3088871		16654332
07.RUBBER MANUFACTURES	--		163068		791515		116789		666368
08.PAPER AND PAPER BOARD	KG	3227519	787384	16452773	3960432	4713644	1082091	17528074	4276057
09.GUAR AND GUAR PRODUCTS	KG	1901634	293137	8339137	1261811	1711838	244264	6814326	895767
10.CUTLERY	--		831290		4032218		704273		3415389
11.GOLD	GM								
12.COPPER AND ARTICLES THEREOF	--		1995620		6804036		415132		1788986
13.MACHINERY & TRANSPORT EQUIPMEN (INCL.ENGINEERING ELECTRICALS)			1755582		8907172		1279610		7310236
(I) ELECTRIC FANS	NO	86687	182931	376853	789611	39439	83574	446139	925157
(II) TRANSPORT EQUIPMENT	--		45507		422835		40208		426131
(III) OTHER ELECTRICAL MACHINE	--		238933		1818776		356915		1546883
(IV) MACHINERY SPECIALIZED PARTICULARS INDUSTRIES	--		171622		1416969		229738		1032449
(V) AUTO PARTS	--		171811		726793		86903		522487
(VI) OTHER MACHINERY	--		944778		3732187		482272		2857129
14.FOOTWEARS	PAIR	716857	858806	3443254	4148027	618235	639788	3715561	4003206
(I) LEATHER FOOTWEAR	PAIR	502020	784206	2216605	3708458	353195	548848	2044955	3425526
(II) CANVAS FOOTWEAR	PAIR	3829	771	22287	9658	3671	1708	34945	18658
(III) OTHER FOOTWEAR	PAIR	211008	73829	1204362	429911	261369	89231	1635661	559022
15.LEATHER MANUFACTURES(EXCL. LEATHER FOOTWEARS)	--		4662616		23147450		4597811		22485498
(I) LEATHER GLOVES	DOZ	473881	1940093	2599162	9035629	365606	1675588	1901442	7869720
(II) APPAREL & CLOTHING	DOZ	63298	2620390	318239	13631227	75304	2809784	362278	14033682
(III) OTHER LEATHER MANUFACTUR	KG	64846	102132	338619	480594	89503	112438	451296	582096
16.HOUSE-HOLD EQUIPMENT	KG	667125	220708	3323582	1126546	832603	262407	3812666	1197759
17.SPORTS GOODS	--		2661193		13237958		2458632		12964463
(I) FOOT BALLS COMPLETE	DOZ	204299	1314277	1264303	6698519	164432	1125363	1054159	6090798
(II) GLOVES (SPORTS)	DOZ	176914	910112	859924	4443939	127508	955909	1085059	4802023
(III) OTHER	--		436804		2095500		377359		2071642
18.SURGICAL GOODS,MEDICAL INSTRUMENTS AND APPLIANCES	NO	19168408	3775747	74835690	16590597	14347864	3172883	90040585	14413159
19.ONYX MANUFACTURED	KG	177812	49744	821996	247423	198939	60174	911464	232861
20.HANDICRAFTS	--		451		421817		297661		298601
21.TEXTILE PRODUCT & ARTICLE FOR TECHNICAL USE	KG	26399	13593	173534	89102	14940	7865	88991	50723
22.BOOKS AND PRINTED MATTERS	--		46823		192689		63848		224661
23.PIG IRON	MT			19	1237			3	731
24.PRECIOUS/SEMI-PRECIOUS STON	GM	316382	31856	1582595	160964	691448	58497	1678852	145188
25.JEWELLERY	--		41430		170015		28446		324990
26.ARTICLES OF PLASTIC	KG	899611	185832	6753512	1728159	1961741	608546	9372792	2809329
27.FURNITURE	NO	17476	24987	95049	176143	11777	26862	117748	198922
28.PARTS OF FOOTWEAR	--		3449		35617		14650		72317
D.OTHERS	--		21878072		91151787		16632219		73745751

10.6 Imports by Selected Commodities in Dollars

(In Thousand Dollar)

Groups/commodities	Unit	November, 2017		Cuml, From July, 2017		November, 2016		Cuml, From July, 2016	
		Quantity	Value	Quantity	Value	Quantity	Value	Quantity	Value
GRAND TOTAL			4757900		23817646		4205491		19863538
A. FOOD GROUP			331478		1668239		304359		1453977
1.MILK AND CREAM	KG	6777925	14279	31703367	61259	7210250	13986	28680281	60962
2.WHEAT UNMILLED	MT	--	--	--	--	--	--	--	--
3.PULSES	KG	53407734	41941	246350121	214302	68251916	55264	331270548	288529
4.DRY FRUITS	KG	9752636	14170	57691226	78219	12156130	14704	56605184	69171
5.SUGAR REFINED	MT	700	428	4201	2524	1481	835	4155	2230
6.TEA	KG	13842459	46703	74301952	230509	14276249	36017	84323775	208383
7.SPICES	KG	7734374	9248	56022091	66671	8468851	10907	51442522	52601
8.MILK FOOD FOR BABIES,INFT.,INVLD	KG	1942614	12240	7301477	46582	1393724	8642	6270552	41792
9.BEVERAGES	LTR	501871	288	6590743	3836	572272	382	4507648	3062
10.PALM OIL	KG	211912961	176782	1135934772	865819	223509144	160564	967622840	669943
11.SOYABEAN OIL	KG	19532164	15400	109389705	98516	1711685	3058	37845066	57303
B. MACHINERY GROUP			1206796		6138822		1133000		5777224
1.POWER GENERATING MACH.	--		184015		1101571		244795		1455062
2.AGRICULTURE MACHINERY&IMPLEMENTS	--		7634		50376		13334		46573
3.CONSTRUCTION & MINING MACHINERY	--		26890		168311		47020		214476
4.TEXTILE MACHINERY	--		44931		245953		52764		204154
5.METAL WORKING MACHINERY	--		8854		51463		9538		47571
6.GEN INDUSTRIAL MACH & EQU/PARTS NS	--		167058		1004795		193956		946290
7.OFFICE MACH.INCL.DATA PROS. EQUIP.	--		52085		187573		31287		219036
8.TELECOM & SOUND RECORDING EQUIP	--		112600		556155		116061		493579
9.ELECTRICAL MACHINERY & APPARATUS	--		166213		828393		155370		736714
10.ROAD MOTOR VEHICLES	--		236367		1160323		204895		946864
11.RAILWAY VEHICLES	--		22200		121379		2492		59409
12.AIRCRAFTS,SHIPS AND BOATS	--		81279		281669		5188		102038
13.OTHER MACHINERY	--		96668		380861		56301		305459
C. PETROLEUM GROUP			1123487		5555168		908177		4086051
1.CRUDE PETROLEUM	MT	856180	299806	4425231	1461663	753616	212127	3425364	973037
2.PETROLEUM PRODUCTS	MT	1302370	625201	7419732	3262661	1256097	583158	5286079	2603202
3.GAS NATURAL & MANUFACTURED	--		198479		830844		112893		509812
D. TEXTILE GROUP			115773		616918		113905		567528
1.SYNTHETIC AND REGENERATED FIBRE	KG	15564430	35265	93662928	209224	12821269	27642	90410255	183018
2.SYNTHETIC & ARTIFICIAL SILK YARN	KG	23712684	48896	123645364	264781	30825831	58618	124790737	253552
3.WORN CLOTHING	KG	36860251	13604	178759089	65807	34435828	12746	167022736	64278
4.ARTICLES OF APPAREL & CLOTHING	--		11909		55256		10283		50800
5.BAGS & SACKS OF TEX. MATERIALS	MT	474	675	2982	4506	339	497	2098	2957
6.JUTE	MT	9030	5424	29093	17343	5527	4118	17315	12923
E. AGRICULTURE/OTH. CHEMICAL GROUP			745425		3580994		632082		2960372
1.ORGANIC CHEMICALS	--		184564		873076		136363		711531
2.INORGANIC CHEMICALS	--		42844		203773		36826		188100
3.DYEING TANNING & COLOUR MATERIAL	KG	13163434	36514	69814248	196735	11781301	35352	58629729	167159

Contd.

10.6 Imports by Selected Commodities in Dollars

(In Thousand Dollar)

Groups/commodities	Unit	November, 2017		Cuml, From July, 2017		November, 2016		Cuml, From July, 2016	
		Quantity	Value	Quantity	Value	Quantity	Value	Quantity	Value
4.MEDICINAL PRODUCTS	KG	1866802	84287	8671934	419386	1644708	79362	8349698	391454
5.ESSENTIAL OIL, PERFUMES TOILT ETC	KG	9076539	26416	47899176	148745	7516063	27455	39991949	132544
6.FERTILIZER MANUFACTURED	MT	355543	128560	1231397	452712	295526	104447	939138	341713
7.PLASTIC MATERIALS	KG	103062609	160732	607537841	918710	100867307	150091	470661637	719679
8.INSECTICIDES	KG	2281305	14608	10896961	71619	1088299	9956	7463156	68425
9.OTHER.CHEMICAL PRODUCTS	--		66899		296240		52231		239766
F. METAL GROUP			365327		2047966		348076		1540449
1.IRON ORES AND CONCENTRATES	MT	--	--	78	26	--	--	--	--
2.IRON AND STEEL SCRAP	MT	469915	120581	2321824	656228	321173	83342	1283189	341004
3.NON FERROUS BASE METAL WASTE & SCR	MT	19440	8570	81713	36288	11917	5333	51938	26842
4.IRON AND STEEL	MT	241299	162403	1378070	939927	301728	193686	1290613	813928
5.ALUMINIUM WROUGHT & WORKED	--		18906		86170		15331		73010
6.MANUFACTURES OF METAL NES	--		54867		329326		50384		285664
G. MISCELLANEOUS ITEMS			526528		2602420		428186		1874846
1.FEEDING STUFF FOR ANIMALS	KG	33322464	9463	189028228	82339	53907428	21760	244481241	81567
2.HIDES,SKINS AND FURSKINS RAW	KG	533832	1988	3737994	14717	800719	3117	3182569	11680
3.OIL SEEDS & OLEAGINOUS FRUITS	KG	230094205	109080	1195722512	583724	130251845	92381	479786653	361230
4.RUBBER CRUDE INCL.SYNTH/RECLAIMED	KG	8459207	17417	39217613	78456	6555064	12306	29225735	59352
5.WOOD & CORK	--		9363		52961		9350		43891
6.PULP AND WASTE PAPER	KG	23096077	12587	142231552	68431	18275372	8854	97067810	44403
7.FERTILIZER CRUDE	MT	11763	4887	47885	20184	10160	3913	49894	19602
8.CRUDE ANIMAL&VEGETABLE MATERIALS	KG	5623398	11676	44620461	86485	8117841	13637	45197691	79048
9.COAL, COKE & BRIQUETTES	MT	1133834	121608	4629477	483677	511970	58803	2027802	229287
10.ANIMAL OILS AND FATS	KG	5155541	3429	16659642	11115	3086772	1839	12644835	7774
11.ANIMAL/VEG, FAT OIL WAX ETC NES	KG	1257960	2092	6817350	10737	2128159	3085	8049839	11532
12.RUBBER TYRES & TUBES	NO	764695	31242	3465543	165318	444864	23413	2546853	150214
13.CORK/WOOD MFG.(EXCL FURNITURE)	KG	6147940	7163	27906587	31940	7433436	7010	35374127	32224
14.PAPER&PAPER BOARD & MANF. THEREOF	KG	48573142	46483	267883949	236865	40488051	40021	216817412	198850
15.CEMENT	MT	26993	1151	147595	7366	7043	1754	21309	5105
16.PREFABRICATED BUILDGS,SANITRY,PLG	--		14340		78714		12400		54311
17.FOOTWEAR	PAIR	2306088	10998	13615480	53406	1353819	7140	10361489	53680
18.PROFESSIONAL,SCIENTFIC & CONTROL	--		60213		287988		52310		227803
19.PHOTO EQPT, OPTICAL GOODS N.E.S.	--		5142		28584		5687		25920
20.PRINTED MATTERS	--		4887		24657		15904		27833
21.ARTICLES N.E.S. OF PLASTICS	KG	3009370	13211	15007082	66003	2347373	11326	10727128	52595
22.BABY CARRIAGES, TOYS GAMES ETC.	--		10023		43296		7933		30409
23.OFFICE STATIONERY SUPPLY N.E.S	--		4470		20812		3222		15175
24.JEWELLERY OFGOLD/SILVERSMITH WEAR	--		1093		8740		742		5725
25.MUSICAL INSTRUMENTS AND PARTS	--		10263		40299		8417		35238
26.ARTICLES & MFG. OF CAVING ETC.	--		889		6841		1039		4578
27.GOLD.NON-MENETART NOT ORE/CONCEN	GM	33000	1370	219330	8764	24814	823	164040	5823
ALL OTHER ITEMS	--		343085		1607119		337704		1603091

10.7 Imports by Selected Commodities in Rupees

(In Thousand Rupees)

Groups/commodities	Unit	November, 2017		Cuml, From July, 2017		November, 2016		Cuml, From July, 2016	
		Quantity	Value	Quantity	Value	Quantity	Value	Quantity	Value
GRAND TOTAL			501304922		2509220029		440287501		2078467465
A. FOOD GROUP			34925416		175753391		31864453		152142497
1.MILK AND CREAM	KG	6777925	1504500	31703367	6453765	7210250	1464260	28680281	6380487
2.WHEAT UNMILLED	MT	--	--	--	--	--	--	--	--
3.PULSES	KG	53407734	4418998	246350121	22577626	68251916	5785811	331270548	30192183
4.DRY FRUITS	KG	9752636	1492973	57691226	8240247	12156130	1539442	56605184	7237417
5.SUGAR REFINED	MT	700	45070	4201	265849	1481	87407	4155	233405
6.TEA	KG	13842459	4920793	74301952	24284332	14276249	3770727	84323775	21804765
7.SPICES	KG	7734374	974350	56022091	7023493	8468851	1141942	51442522	5503853
8.MILK FOOD FOR BABIES,INFT.,INVLD	KG	1942614	1289645	7301477	4907766	1393724	904759	6270552	4373402
9.BEVERAGES	LTR	501871	30329	6590743	404131	572272	39950	4507648	320400
10.PALM OIL	KG	211912961	18626225	1135934772	91215442	223509144	16809966	967622840	70100963
11.SOYABEAN OIL	KG	19532164	1622534	109389705	10380741	1711685	320189	37845066	5995621
B. MACHINERY GROUP			127151228		646744130		118617822		604495492
1.POWER GENERATING MACH.	--		19388340		116057033		25628494		152242591
2.AGRICULTURE MACHINERY&IMPLEMENTS	--		804367		5307185		1395982		4873654
3.CONSTRUCTION & MINING MACHINERY	--		2833201		17732185		4922658		22440350
4.TEXTILE MACHINERY	--		4734063		25910519		5523999		21363895
5.METAL WORKING MACHINERY	--		932918		5421724		998520		4977811
6.GEN INDUSTRIAL MACH & EQU/PARTS NS	--		17601696		105856511		20305896		99018491
7.OFFICE MACH.INCL.DATA PROS. EQUIP.	--		5487835		19761599		3275557		22916466
8.TELECOM & SOUND RECORDING EQUIP	--		11863811		58591729		12150829		51645222
9.ELECTRICAL MACHINERY & APPARATUS	--		17512678		87273126		16266205		77085348
10.ROAD MOTOR VEHICLES	--		24904241		122238169		21451255		99078186
11.RAILWAY VEHICLES	--		2339102		12790566		260878		6216838
12.AIRCRAFTS,SHIPS AND BOATS	--		8563743		29678142		543190		10674614
13.OTHER MACHINERY	--		10185234		40125643		5894358		31962026
C. PETROLEUM GROUP			118373510		585229411		95080217		427557825
1.CRUDE PETROLEUM	MT	856180	31588370	4425231	153981229	753616	22208275	3425364	101813876
2.PETROLEUM PRODUCTS	MT	1302370	65872839	7419732	343718550	1256097	61052807	5286079	272398373
3.GAS NATURAL & MANUFACTURED	--		20912301		87529632		11819135		53345576
D. TEXTILE GROUP			12198134		64993752		11925139		59384869
1.SYNTHETIC AND REGENERATED FIBRE	KG	15564430	3715647	93662928	22042551	12821269	2893968	90410255	19150791
2.SYNTHETIC & ARTIFICIAL SILK YARN	KG	23712684	5151766	123645364	27895365	30825831	6136904	124790737	26531861
3.WORN CLOTHING	KG	36860251	1433377	178759089	6932965	34435828	1334429	167022736	6725980
4.ARTICLES OF APPAREL & CLOTHING	--		1254751		5821056		1076582		5314710
5.BAGS & SACKS OF TEX. MATERIALS	MT	474	71094	2982	474770	339	52078	2098	309397
6.JUTE	MT	9030	571500	29093	1827046	5527	431178	17315	1352130
E. AGRICULTURE/OTH. CHEMICAL GROUP			78539982		377264810		66174884		309773245
1.ORGANIC CHEMICALS	--		19446176		91979380		14276317		74456512

Contd.

10.7 Imports by Selected Commodities in Rupees

(In Thousand Rupees)

Groups/commodities	Unit	November, 2017		Cuml, From July, 2017		November, 2016		Cuml, From July, 2016	
		Quantity	Value	Quantity	Value	Quantity	Value	Quantity	Value
2.INORGANIC CHEMICALS	--		4514209		21468369		3855462		19683086
3.DYEING TANNING & COLOUR MATERIAL	KG	13163434	3847203	69814248	20726590	11781301	3701088	58629729	17491690
4.MEDICINAL PRODUCTS	KG	1866802	8880674	8671934	44182502	1644708	8308647	8349698	40962645
5.ESSENTIAL OIL, PERFUMES TOILT ETC	KG	9076539	2783307	47899176	15670385	7516063	2874349	39991949	13869552
6.FERTILIZER MANUFACTURED	MT	355543	13545427	1231397	47696658	295526	10934877	939138	35755349
7.PLASTIC MATERIALS	KG	103062609	16935143	607537841	96786385	100867307	15713562	470661637	75305053
8.INSECTICIDES	KG	2281305	1539149	10896961	7544842	1088299	1042331	7463156	7160160
9.OTHER.CHEMICAL PRODUCTS	--		7048693		31209700		5468250		25089198
F. METAL GROUP			38491834		215756684		36441330		161193586
1.IRON ORES AND CONCENTRATES	MT	--	--	78	2783	--	--	--	--
2.IRON AND STEEL SCRAP	MT	469915	12704699	2321824	69134678	321173	8725330	1283189	35682943
3.NON FERROUS BASE METAL WASTE & SCR	MT	19440	903020	81713	3822989	11917	558363	51938	2808895
4.IRON AND STEEL	MT	241299	17111241	1378070	99021107	301728	20277711	1290613	85170086
5.ALUMINIUM WROUGHT & WORKED	--		1991937		9078167		1605093		7639915
6.MANUFACTURES OF METAL NES	--		5780937		34696959		5274833		29891747
G. MISCELLANEOUS ITEMS			55476465		274163837		44828308		196180467
1.FEEDING STUFF FOR ANIMALS	KG	33322464	997093	189028228	8673006	53907428	2278080	244481241	8536060
2.HIDES,SKINS AND FURSKINS RAW	KG	533832	209450	3737994	1550461	800719	326306	3182569	1222290
3.OIL SEEDS & OLEAGINOUS FRUITS	KG	230094205	11492920	1195722512	61493585	130251845	9671660	479786653	37796687
4.RUBBER CRUDE INCL.SYNTH/RECLAIMED	KG	8459207	1835061	39217613	8265797	6555064	1288402	29225735	6210985
5.WOOD & CORK	--		986523		5579539		978912		4592631
6.PULP AND WASTE PAPER	KG	23096077	1326247	142231552	7209459	18275372	926997	97067810	4645925
7.FERTILIZER CRUDE	MT	11763	514916	47885	2126215	10160	409718	49894	2050796
8.CRUDE ANIMAL&VEGETABLE MATERIALS	KG	5623398	1230182	44620461	9110768	8117841	1427672	45197691	8270386
9.COAL, COKE & BRIQUETTES	MT	1133834	12812905	4629477	50954814	511970	6156246	2027802	23994014
10.ANIMAL OILS AND FATS	KG	5155541	361330	16659642	1171016	3086772	192552	12644835	813453
11.ANIMAL/VEG, FAT OIL WAX ETC NES	KG	1257960	220388	6817350	1131122	2128159	322951	8049839	1206547
12.RUBBER TYRES & TUBES	NO	764695	3291701	3465543	17416112	444864	2451201	2546853	15717369
13.CORK/WOOD MFG.(EXCL FURNITURE)	KG	6147940	754751	27906587	3364966	7433436	733931	35374127	3371823
14.PAPER&PAPER BOARD & MANF. THEREOF	KG	48573142	4897574	267883949	24954523	40488051	4189893	216817412	20807509
15.CEMENT	MT	26993	121227	147595	776027	7043	183647	21309	534316
16.PREFABRICATED BUILDGS,SANITRY,PLG	--		1510917		8292228		1298199		5682933
17.FOOTWEAR	PAIR	2306088	1158805	13615480	5626009	1353819	747558	10361489	5616027
18.PROFESSIONAL,SCIENTIFIC & CONTROL	--		6344199		30340499		5476499		23837105
19.PHOTO EQPT, OPTICAL GOODS N.E.S.	--		541799		3011581		595405		2712283
20.PRINTED MATTERS	--		514895		2598032		1665031		2913061
21.ARTICLES N.E.S. OF PLASTICS	KG	3009370	1391988	15007082	6953573	2347373	1185798	10727128	5503711
22.BABY CARRIAGES, TOYS GAMES ETC.	--		1056055		4561411		830524		3182116
23.OFFICE STATIONERY SUPPLY N.E.S	--		470959		2192605		337314		1587824
24.JEWELLERY OFGOLD/SILVERSMITH WEAR	--		115205		920777		77729		599009
25.MUSICAL INSTRUMENTS AND PARTS	--		1081362		4245675		881222		3687337
26.ARTICLES & MFG. OF CAVING ETC.	--		93699		720711		108734		478985
27.GOLD.NON-MENETART NOT ORE/CONCEN	GM	33000	144318	219330	923327	24814	86129	164040	609286
ALL OTHER ITEMS	--		36148353		169314014		35355350		167739485

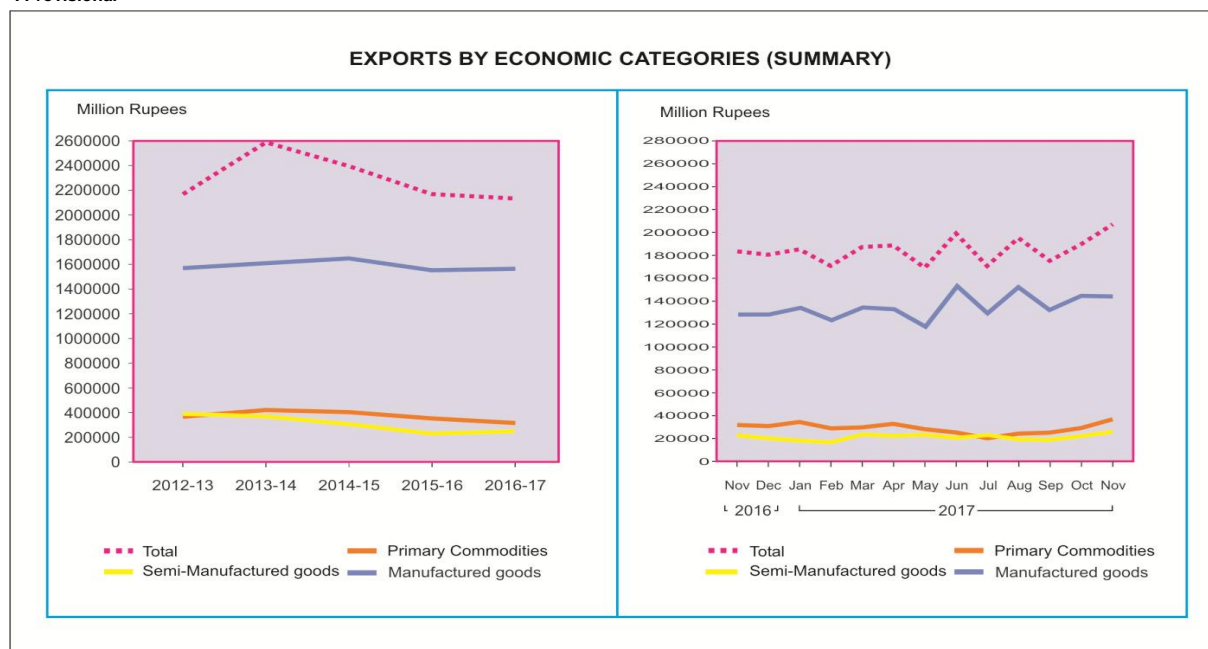
10.8 Exports by Economic Categories (Summary)

(Million Rupees)

Year/Month	Total	Primary Commodities	Semi-manufactured Goods	Manufactured Goods
2012-13	2,366,477.8	364,127.0	391,151.3	1,611,199.5
2013-14	2,583,463.2	420,496.3	369,066.1	1,793,900.8
2014-15	2,397,513.0	402,750.3	352,073.7	1,642,689.0
2015-16	2,166,846.4	356,583.9	254,329.3	1,555,933.1
2016-17	2,138,185.6	331,040.1	246,319.2	1,560,826.3
2016 Nov	183,930.6	32,063.6	23,362.8	128,504.2
Dec	180,320.7	31,855.5	20,328.3	128,136.9
2017 Jan	185,875.8	33,250.8	18,378.7	134,246.3
Feb	171,029.4	29,633.8	17,374.8	124,020.8
Mar	187,921.8	29,712.2	23,889.2	134,320.4
Apr	188,385.9	32,962.5	22,217.9	133,205.5
May	169,710.7	28,095.7	23,763.8	117,851.2
Jun	199,730.1	25,910.2	20,058.5	153,761.4
Jul	171,501.3	20,226.2	21,637.5	129,637.6
Aug	195,912.9	24,217.8	19,692.9	152,002.2
Sep	175,714.9	25,300.3	18,363.8	132,050.8
Oct	198,177.3	29,150.5	23,475.6	145,551.2
Nov *	207,301.0	36,991.0	26,291.7	144,018.3

Note: Total may not tally due to rounding of figures.

* : Provisional



10.9 Export by Economic Categories (Details)

(In Thousand Rupees)

Commodities	November, 2017	Cuml. From July,2017	November, 2016	Cuml. From July, 2016
GRAND TOTAL	207,301,011	948,607,372	183,930,572	855,211,160
A. PRIMARY COMMODITIES:	36,991,026	135,885,668	32,063,602	119,619,428
RAW COTTON (INCLUDING LINTER & WASTE)	964,960	6,183,207	600,895	4,236,843
RAW WOOL (INCLUDING ANIMAL HAIR)	38,167	162,679	42,703	220,758
FISH	4,617,319	17,403,702	4,218,497	16,046,997
RICE	20,315,659	68,560,104	17,352,140	58,320,982
HIDES & SKINS (INCLUDING FUR SKINS)	3,977	28,591	19,221	126,870
FRUITS & VEGETABLES	3,706,427	16,503,869	3,673,745	19,017,128
SPICES	756,906	3,046,013	876,539	3,171,614
TOBACCO UN-MANUFACTURED	1,181,503	1,396,071	62,647	304,511
OTHER PRIMARY COMMODITIES	5,406,108	22,601,431	5,217,215	18,173,725
B. SEMI-MANUFACTURES:	26,291,743	109,461,489	23,362,791	100,308,009
COTTON YARN	11,740,506	58,331,136	13,511,608	57,538,057
LEATHER	3,086,953	13,942,975	3,187,343	15,097,031
MOLASSES	85,277	961,349	85,351	171,425
OIL CAKES	84,776	190,922	43,333	303,967
AGAR, AGAR DUST & WOOD				304
HENNA LEAVES & POWDER	20,140	101,877	14,849	80,111
OTHER SEMI MANUFACTURES	11,274,090	35,933,230	6,520,306	27,117,113
C. MANUFACTURED GOODS:	144,018,243	703,260,215	128,504,179	635,283,724
COTTON THREAD	16,222	66,307	8,908	1,305,871
COTTON FABRICS WOVEN	18,164,505	93,240,659	17,392,632	93,685,903
TEXTILE FABRICS (OTHER THAN COTTON FABRS)	2,549,028	13,506,148	1,882,103	8,798,127
WOOLLEN CARPETS	846,131	3,466,667	817,972	3,721,730
TAPESTRIES		186		412
MANUFACTURE OF LEATHER	5,542,361	27,469,836	5,557,324	27,427,813
FOOTWEAR	858,806	4,148,027	639,788	4,003,206
SPORTS GOODS (EXCLUDING INDOOR GAMES)	1,520,076	7,720,132	1,226,907	6,911,831
TOBACCO MANUFACTURED	22,490	108,386	30,734	134,906
MEDICAL INSTRUMENT N.E.S.	31,898	254,694	168,758	931,408
FRUIT & VEGETABLE PREPARATIONS	391,753	2,104,287	401,047	2,158,554
FISH PREPARATIONS	42,881	125,001	95,262	274,830
CEREAL PREPARATIONS	313,302	1,628,093	381,972	1,480,899
GUAR PRODUCTS	293,137	1,261,811	244,264	895,767
FLOUR & MEAL OF OIL SEEDS	1,297	2,567	1,251	4,920
FISH MEAL & MEAT MEAL	331,742	595,833	130,109	292,969
PETROLEUM PRODUCTS	1,888,348	8,393,065	893,827	4,073,430
CHEMICAL & CHEMICAL PREPARATIONS	9,606,009	48,215,840	7,062,442	35,451,908
MACHINERY & TRANSPORT EQUIPMENT	1,743,036	8,851,428	1,286,948	7,346,126
ARTICLES OF APPAREL AND CLOTHING				
ACCESSORIES (INCLUDING HOSIERY)	46,495,402	223,149,190	39,774,424	195,602,449
OTHER MANUFACTURED GOODS	53,359,819	258,952,058	50,507,508	240,780,667

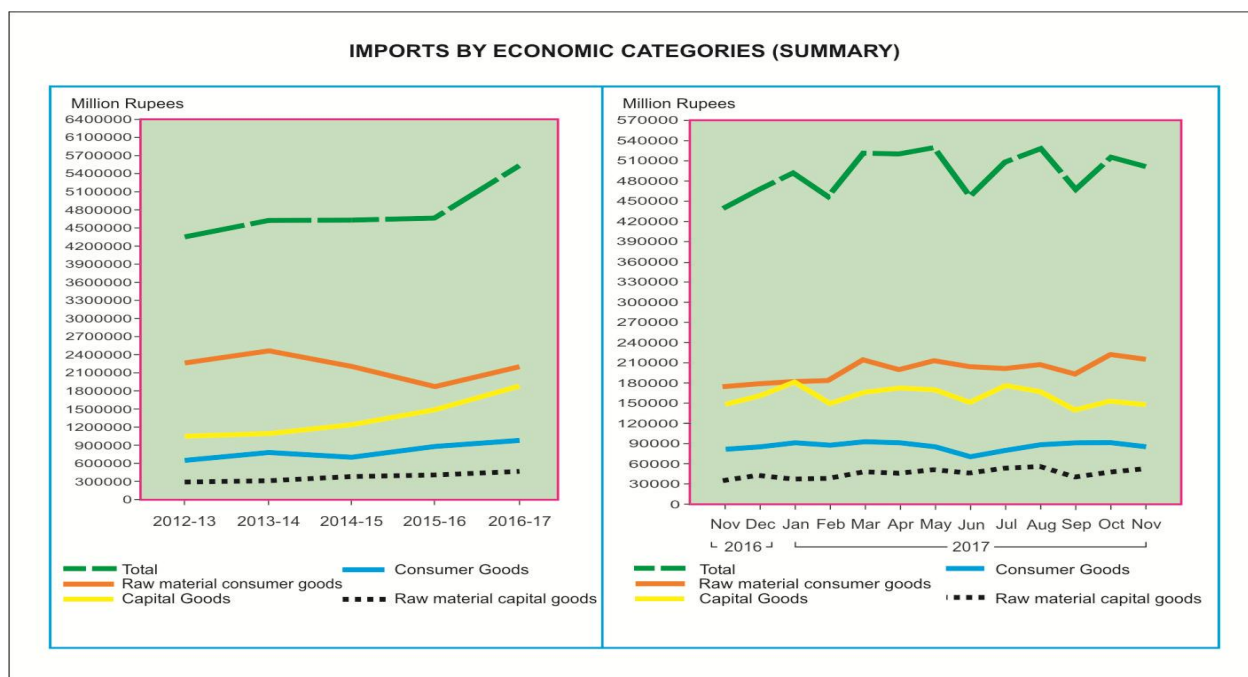
10.10 Imports by Economic Categories (Summary)

(Million rupees)

Year/Month	Total	Consumer goods	Raw material		Capital goods
			Consumer goods	Capital goods	
2012-13	4,349,879.5	652,553.3	2,353,818.1	293,733.6	1,049,774.5
2013-14	4,630,520.8	780,192.2	2,462,189.2	306,810.4	1,081,329.0
2014-15	4,644,151.6	807,979.7	2,214,663.6	388,166.9	1,233,341.4
2015-16	4,658,748.9	870,976.8	1,887,884.5	417,209.9	1,482,677.7
2016-17	5,539,720.6	981,732.9	2,199,168.9	470,890.9	1,887,927.9
2016 Nov	440,287.5	81,152.8	174,464.8	35,488.4	149,181.5
Dec	467,036.0	84,960.3	178,088.4	42,178.4	161,808.9
2017 Jan	491,952.8	91,225.1	182,334.4	37,134.2	181,259.1
Feb	457,799.8	87,123.5	183,144.3	38,036.9	149,495.1
Mar	521,302.4	92,992.1	213,905.6	47,790.6	166,614.1
Apr	519,814.4	92,105.4	209,892.6	45,754.5	172,062.0
May	530,620.3	85,069.8	223,989.1	51,003.8	170,557.6
Jun	472,727.4	69,097.5	204,368.9	45,066.4	154,194.6
Jul	506,936.3	79,039.4	201,239.1	52,142.2	174,515.6
Aug	518,438.4	89,537.9	207,307.0	54,393.5	167,200.0
Sep	467,454.3	91,151.9	192,914.1	43,030.5	140,357.8
Oct	515,086.1	91,160.4	222,775.7	48,057.6	153,092.4
Nov *	501,304.9	85,017.8	215,099.5	53,756.5	147,431.1

Note: Total may not tally due to rounding of figures.

* : Provisional



10.11 Imports by Economic Categories (Detail)

(In Thousand Rupees)

Items	November, 2017	From July, 2017	November, 2016	From July, 2016
GRAND TOTAL	501304922	2509220029	440287501***	2078467465
1. CONSUMER GOODS TOTAL	85017806	435907484	81152762*	379159155
010121 PURE BRED BREEDING HORSES	7726	14748		4463
010190 OTHER LIVE ANIMALS				350
010221 PURE BRED BREEDING BULLS		52236	86414	86414
010511 FOWLS (CHICKEN) WT UPTO 185G	46089	701834	3501	627718
010594 OTH FOWLS OF THE SPE (CHICKEN)			438	438
010599 OTH LIVE POULTRY	66	128		
010613 CAMELS&OTH CAMELIDS(CAMELIDAE)		449		
020120 OTH CUT WITH BONE BOVIN ANIMAL			552	552
020130 MEAT OF BOV ANIM F/CH BON LESS	8	444	445	757
020220 OTH CUTS WITH BONE IN,BOV FROZ				2186
020230 MEAT BOV ANIMAL FROZE BONELESS	42986	124314	10054	131284
020422 O,CUTS OF SHEEP,FR/CHI BONE IN			252	252
020423 OTH BONELESS MEAT OF SHEEP F/C			28	28
020430 CARCASSES OF LAMB,FROZEN			43	431
020450 MEAT OF GOATS FRESH/CHILL/FROZ		567912		
020610 EDIBLE OFFAL OF BOV ANIMAL F/C	29749	117596	17848	62159
020622 LIVERS OF BOV ANIMALS FROZEN	10940	28495	29554	111396
020629 O, EDIBLE OFFAL BOV ANI FROZEN	4904	22268	1805	4776
020680 OTH EDIBLE OFFAL OF ANIM FR/CH		42		
020690 OTH EDIBLE OFFAL OF ANIM FROZN		3158		
020712 MEAT OF FOWL OF SPE GALLU FROZ				53
020713 CUTS&OFFAL OF FOWL FR/CHILL			5	5
020714 CUTS & OFFAL OF FOWLS FROZEN		5709	1710	2684
020754 OTH GEESE MEAT FRESH/CHILLED		1797		
020755 OTH GEESE MEAT FROZEN			203	229
021099 OTH EDI FLOUR/MEAL OF MEAT/OFL		5486	4021	22606
030111 ORNAMENTAL FISH RFRESHWATER	3461	13301	4498	17661
030119 OTHER ORNAMENTAL FISH		396	2	83
030192 EELS. LIVE(ANGUILLA SPP)		292	112	247
030199 OTHER LIVE FISH	980	5904	250	979
030219 OTH SALMO FISH,EXCL LIVER F/CH	4	2354	18	134
030229 O.FLAT FISH,EX.LIVER&ROES.F/CH		331	110	403
030299 OTH EDIBLE FISH OFFAL FR/CHILL	1	1		
030319 O.SALMONIDAE FROZ,EX.LIVER&ROE		184	39	125
030329 O.TILAPIAS.EX.LIVERS&ROES FROZ	8	8	8	60
030339 OTH FLAT FISH,EXCL LIVERS FROZ	18600	36648	21340	71781
030363 COD FISH EXCL LVR/ROES FROZEN	68	150	197	318
030389 OTH FISH FROZEN EXC.LIVER&ROES		910		
030432 CATFISH F.FILLET&MEAT.FRE/CHI	23	29		
030441 FR/CH FILLET OF PACIFIC SALMON	985	3465	748	2065
030442 FRE/CHILL FILLET OF TROUT FISH			19	19
030449 FRESH/CHI FILLET OF OTHER FISH			642	642
030451 OTH FILLETS OF TILAPIAS.FRE/CH	169901	415336	132205	295268
030461 FROZEN FILLET/MEAT OF TILAPIAS				10
030462 FROZE FILLET/MEAT.CATFISH FISH	204216	443251	127611	280352
030469 FROZEN FILLET OF OTH TILAPIAS		9		
030487 FROZEN FILLETS/MEAT OF TUNAS	37	87	6	122
030489 FROZEN FILLET/MEAT OF OTH FISH	33	66		
030499 OT FISH FILET/MEAT FRE/CH/FROZ	350	2454	165	1185
030510 FLOUR,MEAL&PELTS FOR FOR HUMAN	32	46	4	19
030520 LIVERS&ROES,DRIED,SMOKED,SALT	46	514	65	65
030549 OTH SMOKED FISH&FILLET NOT EDI	12	24		
030569 OTH FISH SALT,NOT DRIED/SMOKED		2		
030611 ROCK LOBSTER&SEA CRAWFISH FROZ	219	913	96	141

Contd.

10.11 Imports by Economic Categories (Detail)

(In Thousand Rupees)

Items	November, 2017	From July, 2017	November, 2016	From July, 2016	
030614	CRABS FROZEN FIT FOR HUMAN CON	25	779	16	57
030616	COLD WATER SHRIMPS&PRAWNS FROZ		1688		
030635	LI/FR/CH COLDWATER SHRIMP PRAW				5
030711	OYSTERS LIVE RESH OR CHILLED			76	76
030729	OTH,SCALLOPS,CHLAMYS,FROZ,DRY		38	62	170
030731	MUSSELSCS LIVE,FRESH/CHILLED			61	61
030742	CUTTLE FISH & SQUID LIVE FRESH		1232	87	87
030890	OTHER AQUATIC INVERTEBRATES				551
040110	MILK&CREAM OF A FAT UPTO 1%	393	11051	614	5282
040120	MILK & CREAM OF A FAT 1% TO 6%	18309	35381	88	3164
040140	MILK & CREAM.FAT-6% TO 10%				2
040150	MILK & CREAM.FAT-EXCEEDING-10%	2103	7993	1015	2872
040210	MILK IN POWDER FAT 1.5%	1331253	4619506	1089701	4921124
040221	MILK IN POWDER>1.5% FAT		490587		158141
040229	OTH,MILK IN POWDER>1.5% FAT	4269	6634	1215	3206
040291	OTH MILK/CREAM NOT SOLID/SWEET	9002	17581		23493
040299	OTH MILK/CREAM SOLID,SWEETEND	18932	66822	10371	59968
040310	YOGURT	2446	7868	71	3351
040390	BUTTER MILK,CURDLED MILK/CREAM	119	3079	121	1681
040410	WHEY POWDER	87815	983688	322786	1040569
040490	OTH PRODUCT CONSIST NATUR MILK	29237	162641	34488	140885
040510	BUTTER	2022	74409	24318	110274
040520	DAIRY SPREADS			11	11
040590	OTH FATS&OIL DERIVED FR MILK	4664	22182	3568	154702
040610	FRESH CHEESE	19988	114442	12549	104580
040620	GRATED OR POWDER CHEESE	52396	305005	26488	166173
040630	PROCESSED CHEESE NOT GRATED	24638	199995	50165	164155
040640	BLUE-VEINED CHEESE	174	174		
040690	OTHER CHEESE	1972	6994	7	1597
040711	FERTILIZED CHICKEN EGGS(FOWLS)	288	1237		
040719	FERTILIZED EGGS OF OTHER BIRDS	581	1504	2448	3134
040721	O.FRESH EGGS OF CHICKEN(FOWLS)		7214	429	1154
040729	OTH FRESH EGGS OF OTHER BIRDS	145	544		
040811	EGG YOLKS,DRIED	3574	10061		462
040819	EGG YOLKS,OTHER THAN DRIED	8140	24404		53
040891	OTH BIRDS,EGG,NOT IN SHELL DRY	38280	146705		71946
040899	OTH BIRDS,EGG OTH THAN DRY	19	20		6
040900	NATURAL HONEY	40052	131514	19453	71669
041000	EDIBLE PRODUCT OF ANIMAL ORIGN	47	1502	550	1729
070110	POTATO SEEDS	272518	286656	339756	349315
070190	POTATOES,FRESH OR CHILLED	1039	1547	914	5460
070200	TOMATOES,FRESH OR CHILLED	210075	3004128	3140236	11251281
070310	ONIONS AND SHALLOTS	113415	1355147	286305	837074
070320	GARLIC	362395	3847019	995966	6076205
070390	LEEK,OTH ALLIACEOUS VEGETABLES		1		788
070410	CAULIFLOWERS & HEADED BROCCOLI	30	303	33	459
070490	OTH;EDIBLE BRASSICAS,FRESH/CHI		4616		11
070511	CABBAGE LETTUCE(H-LETUC)SALAD	8371	31555	1663	5459
070519	OTHER; LETTUCE	492	8243	434	3103
070610	CARROTS AND TURNIPS	938	11446	104	186474
070690	OTH SALAD.BEETROOT,RADISH ETC	182	1697	329	1710
070700	CUCUMBERS&GHERKINS,FRESH/CHL	3558	589967	12738	228011
070810	PEAS FRESH OR CHILLED	15	162	19	169
070820	BEANS (SAME),FRESH OR CHILLED		6	9	37
070920	ASPARAGUS,FRESH OR CHILLED	97	509	78	507
070930	AUBERGINES FRESH OR CHILLED	839	958	5	33
070940	CELERY OTH THAN CELERIAC,F/CHL		161	64	177
070951	MUSHROOMS,FRESH OR CHILLED	499	2267	329	1763

Contd.

10.11 Imports by Economic Categories (Detail)

(In Thousand Rupees)

Items	November, 2017	From July, 2017	November, 2016	From July, 2016
070959		87	109	229
070960	1238	4049	642	2915
070970				16
070999	203	1588	342	1318
071010		309		2711
071021		2201	4355	9977
071022			136	621
071029		302	118	118
071030				132
071040	1084	12122	1075	12893
071080	528	957	25	1277
071090	17730	26161	4990	8757
071120	246	255		20
071140		508	11	339
071159				4
071190	52	2469		202
071220	7973	65709	4553	66038
071231	97	1015	486	1102
071239	7868	32468	2481	57791
071290	38714	149003	21674	123663
071310	480465	2125473	995848	13670453
071320	1951079	10927075	2381696	5893365
071331	9771	119791	7	28606
071332	11767	16307	305	305
071333	562758	3674085	516474	2333818
071339	59224	1064357	63024	418483
071340	166119	842422	1269794	3909002
071350	3148	27126	6156	27032
071360		3531		
071390	1174667	3777460	552508	3911118
071430	858	1193		5
071490			1715	5620
080111	109429	448539	86273	373658
080112		1518		
080119	11465	43833	33892	234860
080121				704
080122				1
080131				136
080132	196057	374014	86399	259610
080211	105214	359746	83898	282884
080212	259308	1247892	128286	815771
080221	6	1726	44	62
080222		1		
080231	127831	185919	7835	42657
080232		250	66	2016
080241				135
080242			5	5
080251	107684	346672	87438	250931
080252	28227	45713	8719	26379
080262		1		
080280	487088	5091829	932721	4946685
080290	68	526	923	4497
080310				2085
080390		1		146
080410	132539	411624	90920	241132
080420	413	14575	8513	20480
080430		460	833	1474
080440	82	964	275	819

Contd.

10.11 Imports by Economic Categories (Detail)

(In Thousand Rupees)

Items	November, 2017	From July, 2017	November, 2016	From July, 2016
080450		9	252	1120
080510		4263	308	7505
080529			859	1262
080540		110	112	1094
080550		14	281	514
080590		48	5	150
080610	341704	6110283	900118	7287008
080620	16988	109048	62407	202617
080711	98	419372	27348	269169
080719		76677	901	321000
080720			17	286
080810	1032140	2085423	334838	796036
080830	6284	38365	5788	31526
080910		1038176	2459	56409
080930		130		
080940	549	11941	229	1279
081020	24	63		21
081030	3096	3096		
081050	162	2562	1409	5433
081090	563039	1139240	631373	1587351
081110		1572		
081120		1021	6608	7341
081190		1078	2405	4142
081290	8933	17488	1205	1205
081310	51408	93023	16438	53827
081320	82	33536	19107	40111
081330		4565	1140	6678
081340	112603	330877	91344	272959
081350		2059	4205	6811
090111		50		2
090112		3		
090121	4250	12216	2732	11276
090122	1461	1461		
090190	10124	40052	15500	28468
090210	5254	14763	138	434
090220	125779	577031	120646	419395
090230		36533	980	3398
090240	4789760	23656004	3648964	21381538
090300		21		9
090411	137352	1417811	351290	1438070
090412	3	3233	104	2458
090421	8046	34774	13	11272
090422	3563	11596	425	18759
090520		21		
090611	4264	18390	5993	15937
090619	19457	393475	99616	298467
090620		30	2	23
090710	21850	318555	77248	253452
090720	1	1		
090811	11053	91889	6534	35829
090812		9		123
090821	12834	45756	6257	16939
090831	133500	625614	91993	641284
090832		614	361	738
090921	25281	221270	20390	169183
090922		4417		98
090931	57950	285085	29468	235530
090932		219	8	8

Contd.

10.11 Imports by Economic Categories (Detail)

(In Thousand Rupees)

Items	November, 2017	From July, 2017	November, 2016	From July, 2016
090961 CARAWAY,ANISE,FENL,JUNI.N-CR/G	15470	86928	2130	31760
090962 CARAWAY,ANISE,FENEL,JUNI.CR/GR			2	2
091011 GINGER NEITHE CRUSHED/GROUND	488684	3336711	436442	2260728
091012 GINGER. CRUSHED OR GROUND	105	1156		
091020 SAFFRON, (ZAFRAN)		548		109
091030 TURMERIC (CURCUMA)	3408	4172	1921	5451
091091 MIXTU OF PROD H-09.04 TO 09.10	29523	83037	7069	50703
091099 THYME BAY LEAVES	2006	38183	4676	16930
100111 DURUM WHEAT SEED		34	7	493
100290 OTHER RYE		576		1019
100390 OTHER BARLEY	21591	129881	20855	611062
100490 OTHER OATS	57895	563200	65128	251597
100510 SEED, MAIZE	45857	531320	677759	934186
100590 OTHER MAIZE (CORN)	18819	75805	2001	26157
100610 RICE SEED FOR SOWING		543	1177	21733
100620 HUSKED (BROWN) RICE			3	3
100630 RICE BASMATI	5594	24471	22223	48280
100640 BROKEN RICE	25162	36642		
100790 OTHER GRAIN SORGHUM(JAWAR)	292	292		204936
100821 SEED MILLET (BAJRA)				1266
100829 OTHER MILLET (BAJRA)	22053	147014	24122	170392
100830 CANARY SEED	6095	25586	7603	8952
100850 QUINOA		101	19	147
100890 OTHER CEREALS	17	56	2	21
110100 WHEAT FLOUR	349	4614	352	436
110220 MAIZE (CORN) FLOUR	2688	4482	3072	3831
110290 OTHER CEREAL FLOUR	87	943	234	946
110311 GROATS AND MEAL OF WHEAT		99	91	91
110313 GROATS&MEAL OF MAIZE (CORN)	2667	7947	3735	10181
110319 GROATS AND MEAL OF OTH CEREAL	16	215	226	494
110320 PELLETS OF OTHER CEREALS		67768		
110412 ROLLED OR FLAKED, OATS.	202	11914	443	443
110419 ROLLED/FLAKED GRAIN/OTH CEREAL		154		
110422 OTHER WORKED GRAIN OF OATS	1373	31747	4152	17847
110423 OTH WORK GRAIN OF MAIZE (CORN)	757	6052		870
110429 OTH WORK GRAIN OF OTH CEREALS		57		10
110430 GERM OF CEREALS,WHOLE,ROL,FLAK		225		54
110510 FLOUR,MEAL&POWDER OF POTATOES	62460	216401	47215	212156
110520 FLAKE,GRANULE/PELLETS POTATOES	5188	21625	7430	9917
110620 FLOUR,MEAL POWDER OF SAGO/ROOT	89	89	181	253
110630 FLOUR,MEAL POWDER PRD CHAPT-8	1120	2262		1441
110710 MALT NOT ROASTED				984
110720 MALT ROASTED		1047		
121020 HOP CONES,GROUND POWDER PELLET				3230
121120 GINSENG ROOTS			152	184
121229 OTHER SEAWEDS& OTHER ALGAE			3742	7065
121291 SUGAR BEET				24
121292 LOCUST BEANS (CAROB)		23		
121299 OTHER FRUIT STONE&KERNELS/VEG		2167	37	656
121300 CEREAL STRAW & HUSKS,IN PELLET				1259
121490 OTH SWEDES,MANGOLDS,FODDER,HEY		1404		
130120 GUM ARABIC	15094	50771	3549	56318
160210 HOMOGENISED PREP MEAT/EDB MEAT				15
160231 OTH PREP/PRESV MEAT OF TURKEY		564		200
160232 OTH PREP/PRESV MEAT OF FOWLS	71775	249587	77490	361501
160239 OTH PREP/PRESV,MEAT OTH POLTRY	8894	52912	3988	28398
160250 OTH PREP/PRES MEAT BOVIN ANIML	245	2778	171	1877
160290 OTH PREP MEA OFL,BLOOD ANIMAL		87		

Contd.

10.11 Imports by Economic Categories (Detail)

(In Thousand Rupees)

Items	November, 2017	From July, 2017	November, 2016	From July, 2016
160300 EXTRACT/JUICE OF MEAT,FISH ETC		73		
160411 SALMON,FISH,WHOLE/PIE NOT MICE	562	720	45	106
160413 SARDINE,BRISL/SPRAT W/P N-MINC	1184	1250	22	105
160414 TUNAS,SKIPJACK,BONITO,WHOLE/PC	133	1375	1209	1932
160419 OTH FISH,WHOLE/PIECE NOT MINCE	9968	18110	13662	24443
160420 FISH MAWS	14	4242	2461	7438
160432 CAVIAR SUBSTITUTES			36	128
160510 CRAB,PREPARED OR PRESERVED.	122	246	56	224
160529 OTH SHRIMPS&PRAWN PREPARED/PRE				17
160552 SCALLOPS,INCL QUEEN SCALLOPS		134		
170112 BEET SUGAR RAW NOT CONT FLAVOR	100	193	114	155
170113 GUR (JAGGERY)N-CON FLAVOUR/COL	239	537		
170114 OTH CANE SUGAR RAW.N-CON FL/CO		59		
170191 O.CANE/BEET SUGAR CON.FLAV/COL	117	1541	85	1913
170199 WHITE CRYSTALLINE CANE SUGAR	44952	264308	87331	231531
170211 LACTOSE CONT BY WT>.99%LACTOSE	92369	654305	50903	461653
170219 OTH,LACTOSE AND LACTOSE SYRUP		9	103	178
170220 MAPLE SUGAR	2	253		
170230 GLUS SYP,DRY STAT FRVCT <20%	60970	337583	34884	247903
170240 GLUCOSE/GLUCOSE SYRUP<20% FRUC	4	4		1559
170250 CHEMICALLY PURE FRUCTOSE	5	4805	610	2029
170260 OTH FRUCTOS SYP,50% WT OF FRAC		1239		5679
170290 MALTOSE	21468	351156	46392	299265
170390 OTH MOLASSES,FROM REFINING SUG				13
170410 CHEWING GUM,WH/NOT SUGA COATED	10154	68583	37815	135989
170490 WHITE CHOCOLATE	85683	397956	90041	363216
180310 COCOA PASTE,NOT DEFATTED(LICOR	8017	66108	10470	119940
180320 COCA WHOLLY OR PARTLY DEFATTED				508
180400 COCOA,BUTTER,FAT AND OIL	32797	216389	90861	402759
180500 COCOA POWDER,NOT CON ADDED SUG	143328	634560	184350	584442
180610 COCOA POWDER,CON ADDED SUGAR	276	4610	4289	7473
180620 OVALTINE	56674	290272	26552	339401
180631 OTH FOOD PREP COCOA BARS FILD	17453	131109	21343	88887
180632 OTH FOOD PREP COC BAR NOT FILD	1552	3148	1381	1954
180690 OTH,FOOD PREP CONT COCOA LIQUD	66912	247626	48588	129622
190110 FOOD PREP FOR INFANT USE	1289645	4907766	904759	4373402
190120 MIXES&DOUGHS FOR PREP BAKER	4687	54808	10622	44681
190190 MALT EXTRACT	297881	1829938	334296	1289446
190211 UNCOOK PASTA,NUT STUFD CON EGG	111	304	142	433
190219 MACARONI RAW	9896	25122	2231	18256
190220 STUFFED PASTA,WHETH/NOT COOKED	8	16		12
190230 OTHER PASTA	4230	14396	3641	15341
190240 COUSCOUS WHETER OR NOT PREPARE		68	41	89
190300 SAGO	1124	25827	5649	22826
190410 CORNFLAKES	57954	225986	43426	160927
190420 PREP FOOD UNROAST CEREAL FLAKE	57	446	40	169
190490 OTH PREP FOOD OBTAIN BY CEREAL	15681	73350	22416	58798
190510 CRISPBREAD AND BUNS	1	9		338
190531 SWEET BISCUITS	19001	80340	7983	39363
190532 WAFFELS AND WAFERS	25681	99745	25073	102436
190540 RUSK,TOASTED BREAD & PRODUCTS	2607	12404	5892	19361
190590 OTHER BACKERY PRODUCTS	62467	245060	32950	151373
200110 CUCUMBER,GHERKINS PREP/PRESERV	51	1209	462	1215
200190 PICKLES	4329	17421	2436	12832
200210 TOMATOES,WHOLE/PIECE,PREP/PRSV	24	213	356	548
200290 TOMATOES PASTE	62145	202405	13698	155767
200310 MUSHROOM,PREP/PRSV O/TH VINHER	11777	43665	6033	39857
200390 OTH MUSHROOM&TRUFFLE PREPARED	25	32	7	819

Contd.

10.11 Imports by Economic Categories (Detail)

(In Thousand Rupees)

Items	November, 2017	From July, 2017	November, 2016	From July, 2016
200410 POTATO,PREP/PRSV,O/TH VINGERS	107262	539144	116404	420489
200490 OTH VEG MIX/VEG PREP O/TH VING	3639	9685	3314	8893
200510 HOMOGENIZED VEGETABLES		124		710
200520 POTATO PREP O/TH VING NOT FROZ	266	6681	1463	7109
200540 PEAS PREP O/TH VINGER NOT FROZ	8	2753	336	4910
200551 BEAN SHELDED PREP O/TH VING N/FZ	235	2884	106	2385
200559 OTH BEAN PREP O/TH VING NOT FZ	420	4401	556	2448
200560 ASPARAGUS,PREP O/TH VING N-FZ	70	173	10	10
200570 OLIVES PREP O/TH VING NOT FROZ	12834	91911	11502	61890
200580 SWEET CORN,PREP/PRESV NOT FROZ	10313	39200	7016	25782
200591 BAMBOO SHOOTS	58	166	135	192
200599 OTH VEGE PREPARED OR PRESERVED	4239	16708	4033	13067
200600 VEG,FRUIT,NUTS,PEEL PRE BY SUG	90	1002	381	1261
200710 HOMOGENISED PREPARATIONS	820	3568		871
200791 OTH,CITRUS FRUIT COOKED PREP		679		54
200799 OTH JAM,FRUIT,JELLY,MARMALADE	12358	61592	1511	19727
200811 GROUND NUTS,PREP/PRESERVED	52	24001	351	22417
200819 OTH NUTS/SEED INCL MIXTURES	114994	180170	9793	120828
200820 PINEAPPLES,PREPARED/PRESERVED	14266	242270	17413	131455
200830 CITRUS FRUIT,PREPARE/PRESERVED	470	45637	5784	37338
200840 PEARS,PREPARED OR PRESERVED	1135	10286	16	2136
200850 APRICOTS,PREPARED OR PRESERVED	808	1455	2	63
200860 CHERRIES,PREPARED OR PRESERVED	19	3320	1143	9389
200870 PEACHES,PREPARED OR PRESERVED	437	5576	5450	25155
200880 STRAWBERRIES,PREPARE/PRESERVED	1974	7538	932	7851
200893 CRANBERRIES		8		135
200897 MIXTURES OF FRUITS,NUTS&PLANTS	62623	242372	33207	195705
200899 OTH FRUITS,NUT/EDIBLE PLANTS	6601	45578	5532	50598
200911 ORANGE JUICE,FROZEN		14045		21747
200919 OTHER ORANG JUICE	1980	36532	5901	129120
200929 OTHER GRAPE FRUIT,JUICE	11	1187	13	1231
200939 OTH JUICE OF ANY CITRUS FRUIT	297	10966	97	547
200941 PINEAPPLE JUICE ,BRX VAL=20		1419		
200949 OTHER PINEAPPLE JUICE	34228	95297	21733	117718
200950 TOMATO JUICE		32		33
200961 GRAPE JUICE INCL GRAPE MUST				2309
200969 OTHER GRAPE JUICE	72	239799	19	140842
200979 OTHER APPLE JUICE	2081	28373	5138	52461
200981 CRANBERRY JUICE	197	480		
200989 OTHER JUICE OF FRUIT/VEGETABLE	35710	206781	13550	66791
200990 MIXTURES OF JUICES	2333	24749	6514	28232
210111 INSTANT COFFEE IN BULK	59878	310797	37324	183491
210112 PREP WITH A BASIS OF EXTRA/COF	179	708		88
210120 EXTRACT,ESSENCE ETC OF TEA MATE	7766	28775	2887	21115
210130 ROASTED CHICORY/OTH COFEE/SUB	13	13		
210210 ACTIVE YEASTS	72125	285049	38779	239809
210220 INACTIVE YEASTS,OTH SINGL CELL	941	1591		2149
210230 PREPARED BAKING POWDERS	6662	14022	5	18008
210310 SOYA SAUCE	4528	61836	15516	85696
210320 TOMATO KETCHUP/OTH TOMATOSAUCE	1995	63965	15279	57285
210330 MUSTARD FLOUR/MEAL/PREP MUSTAR	7963	43332	4871	15638
210390 OTH SAUCES PREP/MIX SEASONING	19665	162883	46034	193262
210410 SOUPS/BROTHS & PREP THEREOF	699	2090	153	2241
210420 HOMOGENISE COMPOSITE FOOD PREP	71	1244	16	322
210500 ICE CREAM,OTH EDIBLE ICE	621	40934	3790	16749
210610 PROTEIN HYDROLYSATES	353	2438	145	11914
210690 FLAVOURING POWDER FOR PRE FOOD	610133	2767036	412537	2165773
220110 MINERAL WATERS	2018	15155	1228	12482

Contd.

10.11 Imports by Economic Categories (Detail)

(In Thousand Rupees)

Items	November, 2017	From July, 2017	November, 2016	From July, 2016
220190 OTH,NATURAL/ARTIFICIAL WATERS	749	6136	508	3337
220210 AERATED WATERS CONT SUGAR	13096	275884	23105	209761
220291 NON-ALCOHOLIC BEER	3106	15433		
220299 OTH WATER CONT. SWEETENING MAT	10759	77037	12455	84595
220300 BEER MADE FROM MALT	391	3425	502	3371
220410 SPARKLING WINE	2	4352	110	1702
220429 OTH WINE OF FRESH GRAPES>2LT		620	506	832
220510 VERMOUTH/OTH WINE F/GRAPE<2LTR	72	348	114	501
220600 OTH FERMENTED BEVERAGES/MXTURE			570	570
220820 SPIRIT OBT BY DISTIL GRAPEWINE		21		5
220830 WHISKIES		1062	49	1122
220840 RUM&OTH SPIRITS DISTILL SUGAR		4		21
220850 GIN AND GENEVA		10		
220860 VODKA	8	168	447	871
220870 LIQUEURS AND CORDIALS	110	3766	319	1007
220890 OTH SPIRIT/SPIRITOUS BEVERAGES	18	711	38	223
220900 VINEGAR&SUBSTITUTE,ACTIC ACID	3671	14294	3316	10760
230110 FLOURS,MEALS,PELLETS,OF MEAT			432	77115
230120 SHRIMP MEAL	70	70		22
230210 BRAN SHARP & RESIDUES OF MAIZE			4	4
230230 BRAN SHARP & RESIDUES OF WHEAT	2	3199	519	2980
230250 BRAN SHARP RESIDUE LEGUM PLANT	27581	149150	22671	131530
230310 RESID.STARCH MANUF&SIM RESIDUE			25203	41783
230330 BREWING/DISTILLING DREGS/WASTE	1352	579513	2984	87341
230400 OIL-CAKE/OTH S/RESID SOYABEAN	13764	3185984	1175235	4146002
230610 OIL-CAKE/OTH RES.COTTON SEED				120
230630 OIL CAKE/OTH SUNFLOWER SEEDS	217	7929	408554	412455
230650 OIL CAKE/OTH RESIDUES,COCONUT		780		
230660 OIL CAKE/OTH RESIDUE,PALM NUTS	405781	1819806	229913	1278952
230690 OIL CAKE/OTH SOLID RESIDUE,VEG		4		212669
230800 VEG MATL & VEG WASTE,VEG RESID		17802	15704	93548
230910 DOG/CAT FOOD,PUTUP RETAILSALE	37318	153998	14629	71283
230990 PREPARATIO FOR FEED SUPPLEMENT	511007	2753368	382232	1978996
240110 TOBACCO,NOT STEMMED/STRIPPED			1	45
240210 CIGAR,CHEROOTS CONTAIN TOBACCO		1299	389	824
240220 CIGARETTES CONTAINING TOBACCO	108	7535	7578	60608
240290 CIGAR,CHEROOTS/TOBACCO SUBST		4	1	35
240319 OTHER SMOKING TOBACCO		378	5112	5131
240391 HOMOGENISE/RECONSTITUTE TOBACO		4991		4118
240399 TOBACCO,CHEWING	1473	3804	14368	138777
271012 MOTOR SPIRIT	27726900	143394925	22089383	101866068
271019 KEROSENE	1392838	5051781	581917	2334060
293510 N-METHYLPERFLUROCT SULPH		234		
293550 OTH PERFLUROCTANE SULPHONAMIDE		1222		
293590 O-TOLUENE-SULPHONAMIDE	151237	761342	154052	755305
293621 VITAMIN A ITS DERIVATIVE UNMIX	65947	192321	33069	113424
293622 VITAMIN B1/ITS DERIV UNMIXED	25153	140488	26684	141811
293623 VITAMIN B2/ITS DERIV UNMIXED	17060	103429	31956	76401
293624 D-,DL-PANTOTHENIC ACID(VITB3B5	33121	203794	48166	116306
293625 VITAMIN B6/ITS DERIV UNMIXED	40468	192919	27869	164138
293626 VITAMIN B12/ITS DERIV UNMIXED	37367	285457	74177	252757
293627 VITAMIN E/ITS DERIVATIVE UNMIX	103788	406013	21919	129738
293628 VITAMIN D/ITS DERIVATIVE UNMIX	95603	292522	48332	202000
293629 OTH VITAMIN/ITS DERIV UNMIXED	75668	554695	79834	471811
293690 OTH INTER-MIXTURE PROVITAMINS	11631	153316	28890	89432
293712 INSULINE AND ITS SALTS		52	31387	74462
293719 OTHER POLYPEPTIDE HARMONES	10255	53510	11193	58950
293721 CORTISONE/HYDRO/PREDNISONE ETC	28739	158658	65378	193900

Contd.

10.11 Imports by Economic Categories (Detail)

(In Thousand Rupees)

Items	November, 2017	From July, 2017	November, 2016	From July, 2016	
293722	HALOGENATE DERIV ADERNAL HORMN	103061	441791	83171	315262
293723	OESTROGENS AND PROGESTOGENS	70422	486859	78688	464223
293729	OTH,STEROIDAL HARMONES,DERIVAT	36435	179564	18901	108681
293750	PROSTAGLANDINS,THROMBOXANES&DR	16479	53830	27989	51640
293790	OTH HORMONES/ITS DERIVATIVES	23790	86414	1694	54001
293810	RUTOSIDE(RUTIN)/ITS DERIVATIVE		1238		1387
293890	GLYCOSIDES BASE PESTICIDES	55885	269381	109396	429862
293911	CONCENTRATES OF POPPY STRAW		7765	1052	2775
293919	OTH ALKALOIDS OF OPIUM/DERVATI	20576	92448	27100	120569
293920	QUININE SULPHATE	46	2315		1367
293930	CAFFEINE AND ITS SALTS	28891	116995	97218	317754
293942	PSEUDEOPHEDRINE(INN)/ITS SALT				43
293949	OTHER,EPHEDRINE AND ITS SALTS	34185	128547		84509
293959	OTH THEOPHYLLINE/AMINOPHLLINE	19081	99873	29327	127290
293962	ERGOTAMINE (INN) AND ITS SALTS		771		2257
293969	OTH ALKALOID OF RYE ERGOT/SALT	39813	239463		12054
294000	SUGARD O/T SUCROSE/LACTOSE ETC	47859	338976	62430	238572
294110	PENCILLINE/DERV/ACID/SALT ETC	37230	239130	14284	140718
294120	STREPTROMYCIN/DERIV/SALT THROF	3101	53434	12019	31123
294130	TETRACYCLINE/DERIV/SALT THROF	50011	379735	50349	314587
294140	CHLORAMPHENICAL/DERIV/SALT	18915	138717	36037	130587
294150	ERYTHROMYCIN/DERIV/SALT THROF	206385	767212	117358	581269
294200	OTHER ORGANIC COMPOUNDS.	36920	147595	30561	141212
300190	OTH GLAND ORGAN,EXTRACT,HAPRIN	12	12		50
300211	MALARIA DIAGNOSTIC TEST KITS		21		
300212	ANTISERA/OTH BLOOD FRAC MODIFY		3903	3131	13721
300213	IMMUNOLOGICAL PROD.,UNMIX,UNPK		596		
300215	IMUNOLOGICAL PROD IN DOSE/PACK	139	567		
300219	OTH IMMUNOLOGICAL PRODUCTS		6852		
300220	TATNUS TOXIDE	687844	6755765	1783848	9506577
300230	VACCINE VETERINARY MEDICINE	890115	3217503	477066	1837503
300290	HUMAN BLOOD	70133	290636	86479	288240
300310	MEDICAMENT PENCILLIN DERV/ACID				1546
300320	MEDICAMENT OTH ANTIBIOTICS	33003	212036	20812	75098
300339	OTH,MEDICEMENT HARMONE ANTIBTC	632	137378	7618	44184
300390	UNANI,AYURVEDIC/OTH ORIENT MED	70850	338173	10463	687323
300410	AMPICILLIN,AMOXCILLIN-CAP/CYRU	33483	140038	22	3605
300420	MEDICAMENT OTH ANTIBIOTICS	280745	1644958	285012	1413477
300431	MEDICAMENT INSULIN NOT ANTIBTC	684442	2109433	404002	1431092
300432	MEDICIMENT ADERN CORTC HARMONE		152304	32379	125226
300439	OTH MEDICIMENTHARMONE NOT ANT	169515	736566	168779	755380
300449	MEDICAMENT ALKALOID DERV ANTI		5426		10550
300450	COD LIVER OIL MEDICINAL	25995	76267	6519	821903
300460	OT ANTIMALARIAL ACTI PRINCIPLE	30441	59948		
300490	UNANI AYURVEDIC,OTH ORIENT MED	3270140	16873458	2924830	14037149
300510	SURGICAL TAP IN JAMBO ROLLS	39357	173183	48310	216543
300590	ACRYNOL PAD	43164	142664	8028	66022
300610	VASCULAR GRAFTS	113161	635425	101820	891271
300620	BLOOD-GROUPING REAGENTS		10		559
300630	OPACIFY X-RAY EXAM DIAGNOSTIC	736	4038	1162	3200
300640	DENTAL CEMENT/DENTAL FILLING	6832	47108	5526	34437
300650	FIRST AID BOXES AND KITS.	119	986		1970
300660	CHEMICAL CONTRACEPTIVE HORMONE	3183	26356		25452
300670	GEL PREP HUMAN/VETERNARY USE	1047	26626	5030	19708
300691	APPL IDENTIFIABLE, OSTOMY USE	719	10890	548	25787
321519	FLOURESCENT INK	208463	958320	192517	855156
321590	BALL POINT/FINE LINER INK	55161	405438	20735	113088
330112	ESSENTIAL OIL OF ORANGE	6434	42521	31340	69992

Contd.

10.11 Imports by Economic Categories (Detail)

(In Thousand Rupees)

Items	November, 2017	From July, 2017	November, 2016	From July, 2016	
330113	ESSENTIAL OIL OF LEMON	559	112114	306	96329
330119	OTH ESSENTIAL OIL/CITRUS FRUIT	1282	253888	76920	247581
330124	ESSENTIAL OIL OF PEPRAMINT	2699	8138	1461	12057
330125	ESSENTIAL OIL OF OTHER MINTS	2041	7142	798	14184
330129	ESSENTIAL OIL OF CITRONELLA	18199	68340	4282	48686
330130	RESINOIDS	94	3521	51	2425
330190	CONCENTRATES OF ESSENTIAL OILS	7673	44942	16862	58989
330210	FLOURS/CONC FOR BEVERAGES	314374	1933668	393125	1680078
330290	MIXTURE FOR COSMETICS INDUSTRY	396128	2454296	372676	2078779
330300	EAU-DE-COLOGNE	62659	245939	41765	241961
330410	LIP MAKE-UP PREPARATIONS	21244	98614	18122	85800
330420	EYE MAKE-UP PREPARATIONS	12418	69434	13038	64320
330430	NAIL POLISH	6742	44583	8823	34906
330491	FACE POWDER	33588	235736	36952	174662
330499	FACE AND SKIN CREAM AND LOTION	226469	955847	226396	834381
330510	SHAMPOOS	133818	671732	189663	1102551
330520	PREP PERMANENT WAVING/STRAIGHT	11392	65889	8856	37984
330530	HAIR LACQUERS	4628	9770	790	3167
330590	CREAM HAIR	119930	545946	113021	428149
330610	TOOTH PASTE	26165	184982	26160	224073
330620	YARN,CLEAN TEETH(DENTAL FLOSS)	48	1750	40	442
330690	OTH,PREP ORAL/DENTAL HYGIENE	1391	17135	1557	14295
330710	PRE/AFTER SHAVE PREPARATION	9288	71672	11207	46747
330720	PERSONEL DEDORANT&ANTIP RSPRNT	56883	311959	39444	258950
330730	PERFUMED BATH SALT/OTH PREP	547	8753	1083	4464
330741	AGARBATTI/OTH ODORIFEROUS PREP	1053	1361	31	43
330749	OTH PREP PERFUMING ROOM/RELIGS	17285	125588	21440	102384
330790	CONTACT LENSE SOLUTION	1415	40458	6888	28131
340111	SOAP&ORGANIC SURFAC-ACTIV PROD	138184	766075	142681	711567
340119	OTH,SOAP ORG-SURFAC-ACT PROD	16722	47654	33567	143444
340120	SOAP IN OTHER FORMS	45380	456076	55651	338073
340130	ORGANIC SURFACE ACTIVE PRODUCT	36692	229536	52344	179850
340211	SULPHONIC ACID (SOFT)	438620	2075889	351540	1897664
340212	CATIONIC PHARMACEUTICAL GRADE	4226	71712	35809	81571
340213	ORG SURFACE ACTIVE NON-IONIC	321908	1915538	229802	1388732
340219	C A P B	18498	144491	33795	117138
340220	ORG SURF PREP PUTUP FOR R-SALE	20849	183463	19344	123880
340490	PREP WAXES INCL SCALING WAXES	78292	523318	108437	463219
340510	PO/CREAM/PREP FOR FOOTWEAR	20186	78686	12359	58945
340520	POL/CREAM/PREP, WOOD FURNITURE	349	6720	1185	8319
340530	POL/CREAM/PREP,COACHWORK/METAL	1820	6079	860	8401
340540	SCOURING/PASTE/POWDER/OTH PREP	97	755	1512	2183
340590	OTH POL/CREAM/PREP,F-WEAR/LETH	10451	88869	18053	71477
350190	OTH CASEINATE DERIV CASEN GLUE		2592	1176	10828
350211	EGG ALBUMIN DRIED	4276	7678		
360300	SAFETY FUSES DETONATING FUSES	16678	27528		17806
360410	FIREWORKS	865	10156		
360490	OTHER,PYROTECHNIC ARTICLES			58	95
360610	LIQUID/LIQUEFIE GAS FUEL	341	6452	3003	9796
391740	FITING FOR TUBE ETC OF PLASTIC	58031	285136	60452	187937
391810	FLOOR COVERING OF POLYMERS V-C	23660	257978	29653	180489
392190	PL/SHEET POLYTHYLENE GR.03-04	125438	789897	109806	615025
392210	BATH,SHOWER WASH BASIN OF PLAS	8493	36021	4268	34890
392220	LAVATORY SEAT/COVER OF PLASTIC	2748	15188	1940	9998
392290	OTH FLASH/SIM SANITARY PLASTIC	4651	33956	2981	21205
392310	BOXES,CASES,CRATES PLASTIC	59121	242231	31749	231413
392321	SACK&BAG OF POLYMER OF ETHYL	341096	1224592	220085	684088
392329	SACKS & BAG OF OTHER PLASTICS	29322	177217	18456	113703

Contd.

10.11 Imports by Economic Categories (Detail)

(In Thousand Rupees)

Items	November, 2017	From July, 2017	November, 2016	From July, 2016
392330 BOTTLES	54640	355672	63953	280415
392340 SPOOLS,COPEs,BOBINS ETC PLASTC	14685	113623	26472	118602
392350 STOPPERS,LIDS,CAPS ETC OF PLAS	102758	688964	113389	673925
392390 OTH PERFORMS MADE FROM POLYE	22578	136644	20023	125036
392410 TABLEWARE KITCHENWARE OF PLAST	37586	198697	30333	191158
392490 OTH,HOUSEHOLD/TOILET ARTICLES	19428	157100	16772	100859
392510 RESERVOIRS,TANKS,VATS>300 LTRS	298	2824		1399
392520 DOOR,WINDOWS FRAME&H-HOLD PLAS	10826	38819	4850	18845
392530 SHUTTERS,BLINDS&PARTS OF PLAST	1123	10853	301	5781
392590 OTH,BUILDER-WARE OF PLASTIC,NS	73550	420718	75937	506198
392610 OFFICE/SCHOOL SUPPLY PLASTIC	19787	91443	15172	72955
392620 PLASTIC BELTS	11462	50205	7300	39856
392630 FITTING FOR FURNITUR/COACH PLA	2504	8266	837	2919
392640 ORANMENTAL ARTICLES OF PLASTIC	96464	269390	40464	217595
400942 TUBE,PIPERUB WITH OTH.METL.FIT	4319	28145	3241	13598
401011 CONVEYOR BELTS WITH METALS	6	2667	403	7551
401012 CONVEYOR BELTS WITH TEX-METACS	43413	355443	34935	188838
401019 OTH CONVEYON BELT OR BELTING	28863	176607	32829	183085
401031 V-BELT RIBBED VEHICLE 60-180CM	46994	220894	35917	172979
401032 V-BELTS O/THEN V-RIBBED VEHICL	16220	132594	24835	140347
401033 V-BELTS 180-240CM VEHICLES	136	3417	204	2446
401034 V-BELTS OTH THEN V-RIBBED240CM	222	2387	109	1728
401035 TIMING BELT VH-87 CIR.60-150CM	291	5018	1642	3158
401036 TIMING BELT VH-87 CIR150-198CM	959	4200	9	127
401390 INNER TUBES OF AGRICUL TRACTOR	19165	73890	11963	53371
401410 SHEATH CONTRACEPTIVES	262758	725290	6148	42654
401490 OTH HYG/PHARMACEUTICAL ARTL	5913	27601	10267	21502
401511 GLOVES,RUBBER,SURGICAL	21101	194800	33383	234266
401519 OTHER GLOVES,RUBBER	99554	293671	23788	144391
401590 OTH ARTI APPRL/CLOTH ALL PURPS	4256	19505	562	7977
401610 STOPPER, RUBBER	29732	130659	14506	82649
401691 FLOOR COVERING & MATS, RUBBER	2497	27125	1772	18063
401692 TIP ERASER OF CELLUAR RUBBER	81133	362771	91773	291002
401693 GASKETS OF RUBBER	143665	816643	140590	594733
401694 BOAT/DOCK FENDERS,OF RUBBERS	11904	85102		14979
401695 OTH INFLATABLE ARTICLE OF RUBB	969	4946	800	3846
401699 PRINTING BLANKETS,RUBBER	174027	1061492	172972	870361
420100 SADDLERY&HARNESS FOR ANIMALS	48	1078	66	95
420211 SUITCASES,LEATHER/COMP-LEATHER	10445	68920	8940	24782
420212 TRAVEL BAGS OF PLASTIC TEX MAT	78441	376028	70653	382765
420219 OTH TRUNK,SUITCASE,VANITY-CASE	927	10290	1259	9329
420221 HANDBAG,COMP/PATENT LEATHER	50676	395385	70025	293680
420222 HANDBAGS,PLASTIC/TAXT MATERIAL	15503	96683	7469	37544
420229 OTH HANDBAGS,WITHOUT HANDLES	52077	239147	21207	130271
420231 ARTI.CARIED.IN POCKET. LEA/COM	1810	15721	1893	15258
420232 ARTIC CARRIED IN POCK TAXT MATE	1069	5263	87	1790
420239 OTH,ARTI CRRIED IN HAND/POCKET	12432	122046	7303	36404
420291 OTH CONTAINER O/S OF LEA/COMPS	11144	13637	1160	4862
420292 OTH CONTAINER O/S PLAS/TEXTILE	3961	15475	765	10384
420299 OTH CASES VULCANISED FIB/PBOA	11029	38023	1929	26310
420310 JACKETS, LEATHER/COMP-LEATHER	18471	202760	29822	89766
420321 GLOVES/MITTENS LEATHER SPORTS	62	1964	3	67
420329 GLOVES LEATHER FANCY	10923	32030	5192	14877
420330 BELTS AND BANDOLIERS	11480	77435	17503	75169
420500 BELTING CONVEYOR LEATHER/COMP	303	4587	2008	3608
430230 WHOLE SKINS&CUTTINGS ASSEMBLED			17	17
430310 ARTI APPAR CLOTH ACCE FURSKIN				11
430390 OTHER, ARTICLES OF FURSKINS		577		266

Contd.

10.11 Imports by Economic Categories (Detail)

(In Thousand Rupees)

Items	November, 2017	From July, 2017	November, 2016	From July, 2016	
430400	ARTICLE OF FUR&ARTICLE THEREOF	739	8295	79	9823
440131	WOOD PELLETS	1929	1929	1916	1916
440139	SAW DUST & WOOD WASTE & SCRAP	162	1138		7738
440210	WOOD CHARCOAL OF BAMBOO NOT AG	1942	4852	741	2961
441300	DENSIFIED WOOD,BLOCK,PLATE,ETC	17279	40803	336	23022
441600	CASK,BARREL,VAT,TUB&OTH PRODCT		2094		
441891	OTH PANEL OF BAMBOO		31		
441899	FLOURING PANELS	33816	229246	29500	197834
441911	BREAD,CHOPPING BOARD OF BAMBOO	1338	4050		
441912	CHOPSTICKS OF BAMBOO	5756	10616		
441919	OTH TABLE/KITCHENWARE OF BAMBO	1149	4682		
441990	TABLE&KITCHENWARE OF OTH WOOD	3716	14471	5043	20974
442010	STATUETTES/OTH ORNAMENT WOOD	532	1950	35	2111
442090	JEWELLERY BOXES, WOODEN	8437	42585	7214	30297
442110	CLOTHES HANGERS OF WOOD	1800	24069	1332	10491
450490	OTH, ARTICLES AGLOMERATED CORK		117	491	592
460121	MATS,MATTING&SCREEN OF BAMBOO	358	3942	2460	5117
460192	OTH MATTING&SCREEN OF BAMBOO		493		
460193	OTH MATTING & SCREEN OF RATTAN		20		
460199	OTH PLATING MATERIAL N.E.S	858	1260		365
460211	BASKETWORK&OTH ARTICL OF BAMBO	14	1875	1063	1137
460219	BASKETWORK&OTH ART OF VEG MATE	927	1840	518	1371
481200	FILTER BLOCK,SLAB OF PAPERPULP		1063	106	1865
481310	CIGRETTE PAPER IN BOOKLET FORM				87
481490	OTHER WALLPAPER & COVERINGS.	1360	3835	46	2457
481620	SELF-COPY PAPER		1175		106
481690	OTHER COYING PAPER, C/T SIZE.	510	2661	761	3429
481710	ENVELOPES	1041	5756	1598	7295
481720	LETTER CARDS, PLAIN POSTCARDS		505	429	750
481730	BOXES,POUCHES,PAPER STATIONERY	305	3228	412	1773
481810	TOILET PAPER	6135	18942	2451	10620
481820	HANDKERCHIEFS, TISSUES&TOWELS	7780	51967	3214	33532
481830	TABLE CLOTHS & SERVIETTES	1645	10249	5137	15889
481850	ARTICLES OF APPAREL&CLOTHING	1015	1023		1128
481890	OTH ARTI LINEN,P&P GARMET/ASSE	22436	78563	5310	30110
481910	CARTON,BOXE&CASES CORRU PAPE	36801	178553	16903	97065
481920	FOLD/CARTO/BOXE&CASE, NON-CURRU	30214	96344	11183	55953
481930	SACKS&BAGS WITH BASE 40CM/MORE	355	5169	17143	103328
481940	OTH SACKS&BAGS, INCLUDING CONES	9460	49812	808	15832
481950	OTH PACKING CONTAINERS/RE-SLEE	5772	12460	1096	6481
481960	BOX FILES, LETTER TRAYS, BOX, OFF	6255	30772	4124	24744
482010	NOTE BOOK ORDER BOOK/RECEIPTS	11557	58153	10161	36557
482020	EXERCISE BOOKS	585	4518	1070	8545
482030	BINDERS, FOLDERS&FILE COVERS	8208	43945	7320	33857
482040	MANIFOLD BUSINESS FORMS/CARBON	57	520	144	539
482050	ALBUMS FOR SAMPLES/COLLECTIONS	1438	2647	193	1292
482090	OTH BOOK COVER, BLOTTING PAD, NES	13686	98089	23118	192814
482110	PAPER DECORATION OF VEH H-8711	27073	136505	35974	159720
482190	OTH, P&P/BOARD LABELS NOT PRINT	56328	227118	51593	194588
482210	BOBBINS, SPOOLS, CAPS, PULP.	3826	19409	1665	6943
482290	OTHER, BOBBINS, SPOOL, CAPS ETC. PA	11361	51265	8085	81155
482320	FILTER PAPER AND PAPERBOARD	11178	39677	14950	62857
482340	ROLLS, SHEETS AND DIALS, PRINTED	999	7760	954	5530
482361	TRAY, DISH, PLATE, CUP OF BAMBOO		7		234
482369	OTH TRAY, DISH, PLATE, CUP, P&BORD	27206	110709	27169	74728
482370	MOULDED/PRESSED ARTICL P-PULP	1727	4185		10307
482390	CARDS FOR JACQUARD MACHINES	35350	184861	20681	124825
490110	PRINTED BOOKS IN SINGLE SHEETS	2876	10197	2163	6402

Contd.

10.11 Imports by Economic Categories (Detail)

(In Thousand Rupees)

Items	November, 2017	From July, 2017	November, 2016	From July, 2016
490191 DICTIONARIES AND ENCYCLOPAEDIA	9	3675	11	6177
490199 HOLY QURAN	320204	1050296	180003	772881
490210 NEWSPAPERS,JOURNAL 4-TIME/WEEK		80		
490290 OTHER NEWSPAPER,JOURNALS PERIO	3732	19313	5202	30225
490300 CHILDREN DRAWING/COLOUR BOOKS	3036	10771	1180	3407
490400 MUSIC, PRINTED IN MANUSCRIPT.		12		1
490510 GLOBES	47	686	9	683
490599 OTH MAPS AND HYDROGRAPHIC/W-PA	262	5285	477	2761
490600 PLANS/DRAWINGS FOR ARCHITECTS	44588	685915	1086	5251
490700 UNUSED POST,REV,SIMILAR STAMP	59	203215	1336787	1457685
490810 TRANSFERS ,VITRIFIABLE.	3202	6349	1962	8671
490890 OTH,TRANSFERS(DECALCOMANIAS)	9080	25151	4781	23639
490900 PRINTED/ILLUSTRATED POSTCARDS	68	525	87	4075
491000 CALENDAR OF ANY KIND PRINTED.	4380	5923	5463	8615
491110 TRADE ADVERTISING MATERIAL.	12924	70110	9218	60463
491191 PICTURES,DESIGNS&PHOTOGRAPHS	1273	4389	269	2587
500600 SILK YARN/ YARN SPUN WASTE NRS		67		
500710 FABRICS OF NOIL SILK	394	16786	3930	31809
500720 OTH FAB CON>80% WT OF SILK	36965	94837	115183	420516
511111 WOVEN FABRICS CARDED WOOL,85%	36287	51062	3467	73568
511119 OTH WOVEN FABRICS CARDED WOOL	8832	231341	50348	255200
511120 OTH MIXED MAN-MADE FILAMENTS		16	7929	7940
511130 OTH MIXED MAINLY/SOLELY M-MADE	370	458		13502
511190 OTH WOVEN FAB CARDED WOL/HAIR	90420	371860	27998	111222
511211 WOVEN FAB.COMBED WOOL 85%/HAIR	2829	8728	2584	36339
511219 OTH WOVEN FAB COMBED WOOL 85%>	11290	106984	59649	115817
511220 OTH WOVEN FAB.COM.WOLL MIX.MMF	5645	12036		100
511230 OTH WOV.FAB.COM.WOOL MIX.MMSF		70645		15378
511290 OTH WOV.FAB.CARDE WOOL/FA-HAIR		22088	21589	78401
520790 OTHER,COTTON YARN PUT UP SALE		675	119	5039
520811 WOV FAB COT WT<100G/SQM UNBLEA				19058
520812 WOV FAB COT WT>100G/SQM UNBLEA		128576		247082
520819 OTHER WOVEN COTTON FAB UN-BLH	109	19011	4110	29390
520821 WOV FAB COT WT<100G/SQM BLEACH		8572	129	19753
520822 WOV FAB COT WT>100G/SQM BLEACH	480	670		800
520829 OTH WOVEN FAB OF COTTON BLEACH		555	101	2070
520831 WOV FAB COT WT 100G/SQM DYED	394	1499	263	8199
520832 WOV FAB COT WT>100G/SQM DYED		16		69
520839 OTH COTON WOV FAB<2000/SQM DYE	218	25995	3478	41001
520841 WOV FAB COT WT 100G/SQM COLOUR	78	786	3270	4943
520842 COTON WOV FAB WT>100G/SQM COLO	21274	64666	3130	95723
520849 OTH WOV FAB WT 200G/SQM	6220	17895	2500	10806
520851 COTON WOV FAB 100G/SQM PRINTED	50905	377897	31227	290813
520852 COTON WOV FAB>100G/SQM PRINTED		3917	5354	16693
520859 OTH COT WOV FAB 200G/SQM PRINT	1772	22854	27156	51577
520911 WOV FAB COT WT>200G/SQM UNBLAC	32	75		
520912 COTTON WOV FAB 3-4THREAD UN-BL		4303		
520919 OTH COT WOV FAB>200G/SQM UNBLE	16	702	17	17
520921 COTTON WOV FAB BLEACH>200G/SQM		209	127	127
520922 COT WOV FAB 3/4THRD W>200G/SQM		73		
520929 OTH COT WOV FAB BLE W>200G/SQM	8015	8092	142	429
520931 COTTON WOV FAB DYED>200G/SQM		2233		
520932 COTTON WOV FAB DYED 3-4 THREAD		1465	2176	2185
520939 OTH COT WOV FAB DYED>200G/SQM	2784	3420	5154	17779
520941 COT WOV FAB>200G/SQM 85% COT				7948
520942 COTTON WOV FAB DENIM>200G/SQM	4650	104298	37285	114191
520943 WOV FAB 3-4-THREAD TWILL>200G			1	1
520949 OTH WOV FAB CONT 85% COT/YARN	130	11291	190	1145

Contd.

10.11 Imports by Economic Categories (Detail)

(In Thousand Rupees)

Items	November, 2017	From July, 2017	November, 2016	From July, 2016
520951 COTTON WOV FAB PRINTED>200GSQM	1015	1015		
520952 WOV FAB 3-4-THREAD TWILL PRINT		75		
520959 OTH WOV FAB PRINTED>200G/SQM	1540	2023	2700	9382
521011 COT W-FAB MIX MMF W200G/SQMUNB	9535	19223	75	2636
521019 OTH W-FAB COT MIX MF200GSQM UB	2172	2531	190	302
521021 W-FAB COT MIX-MMF WT 200G/SQM	2659	7035		569
521029 OTH W-FAB COT 85%,MMF 200G-BL		254		
521031 COT WOV FAB MX-MMF200G/SQM DYE	3000	16644	4498	10148
521032 W-FAB3/4THR MX-MMW 200G/MW DYE	26	26	400	400
521039 OTH W-FAD COTMX MF W200G/SQMDY	1307	9933	27	967
521041 W-FAB COT MX-MMF 200G/SQM	1279	6684		244
521049 OTH W-FAB COT MX-MMF W200G/SQM	962	18132		10853
521051 W-FAB COT MIX,MF W200G/SQM PRI				1111
521059 OTH W-FAB COT,MMF W 200G PRINT	9035	97485	9355	19745
521119 OTH W-FABCOT,MF W>200G/SQM UNB	2583	40065	10397	32196
521120 W-FAB COT WT<85% MIX MMF-BLEA	3050	3051		1611
521131 WW-FAB COT,MMF W>200G/SQM DYED				52
521132 WOV FAB 3-4THREAD MIX>200GDYED		1155	685	16397
521139 OTH W-FAB COT,MMF W>200G DYED	4826	9986	8017	45555
521141 COT W-FAB CLO YRN,MF W>200GSQM			251	1603
521142 W-FAB COT DENM,MX MFW>200G/SQM	5520	96956	33758	103632
521149 OTH W-FB COT CLO YRN MMF>200G		10	13532	13532
521159 OTH W-FAB COT,MF,W>200G/SQM PR	17173	41616	3470	36857
521212 OTH COT W-FAB BLECH W 200G/SQM		60	57	57
521213 OTH COT W-FAB DYED W 200G/SQM	1378	1523		2217
521214 OTH W-FAB,COLOR YRN W 200G/SQM		824	608	608
521215 OTH W-FAB COT PRNTD W 200G/SQM		1602		
521222 OTH COT WOV FAB BLEAC>200G/SQM				463
521223 OTH COT WOV FAB DYED>200G/SQM		7762		4210
521224 OTH W-FAB COT COLYARN>200G/SQM				728
530890 OTH, YARN OF OTH VEG TEX FIBRE		1414		671
530919 OTH WOV FAB OF FLAX 85%OR MORE		4191	217	301
530921 UN-BLE/BLE FAB 85% OR > W FLX		49		
530929 OTH WOV FAB OF FLAX<85% BY WT				31
531090 JUTE, HESSIAN CLOTH				306
540600 M-MADE FILAMENT YARN RETAIL-SL		184		
540710 WOV FAB HI-TENACI YRN NYLON PO	32744	226248	10855	131566
540720 WOV FAB OBTAIN FROM STRIP,LIKE	19819	84299	47367	165263
540730 FAB PARALLEL SYNTH FILAMENT		80		426
540741 FAB 85% OR MORE NYLON FILMENT	3277	4198	4723	8224
540742 OTH FAB 85% OR MORE DYED	50906	376742	289945	1124464
540743 OTH W.FAB NYL FLAMT WT>85% DYE	388	388	158	431
540744 OTH W.FAB FILA DIF COL NYL>85%	6084	25587	9451	39563
540751 OTH W.FAB TEXTURED POLY U-BLEA	39880	613234	44540	663182
540752 OTH W.FAB TEXTUR POLY DYED 85%	722614	3317355	736867	3845896
540753 OTH W.FAB DIF COL TEXTUR POLYS		292		25138
540754 OTH FAB TEXT POLY FIL PRINTED	457420	1747975	84016	288767
540761 OTH FAB,NON-TEXT POLY FILAMENT	50232	307821	50604	336390
540769 OTH FAB POLY FIL TEXTILE MAT	10849	66271	40215	190013
540771 OTH WOV FAB SYNTH FIL BL/UN-BL		4332		130466
540772 OTH WOV FAB SYNTH FIL DYED 85%	292	1958	262	908
540773 OTH W.FAB DIF COL SYN FILA PRI	576	1399		424
540774 OTH WOV FAB SYNTH FIL PRINTED				225
540782 OTH WOV FAB MIXED COTTON DYED	22030	47093		801
540783 OTH FAB SYN TEXMAT COLOR DYED	7101	7805		197
540784 OTH FAB SYN TEX SQM MATERUAK	1842	13693	1962	64852
540791 OTH WOV FAB SYN F/L UN-BLECHED				580
540792 OTH WOV FAB SYN F/L NS DYED	2045	4384	8278	12689

Contd.

10.11 Imports by Economic Categories (Detail)

(In Thousand Rupees)

Items	November, 2017	From July, 2017	November, 2016	From July, 2016
540793 OTH WOV FAB SYN F/L NES COLOUR	3	660		192
540794 OTH WOV FAB SYN FIL NES PRINT	35952	116225	5095	49159
540810 W.FAB HIGH TENCITY YRN VIS,RAY		614		
540821 OTH WOV FAB ART. FIL BL/UN-BL	13009	80451	4285	64699
540822 OTH WOV FAB ART. FIL DYED	21455	28347		107
540823 OTH WOV FAB DIFFERENT COLOUR		3715	2614	2614
540824 OTH WOV FAB ART. FIL PRINTED	27138	110565	4395	12892
540831 OTH WOV FAB ART. FIL UN-BLECHE				186
540832 OTH WOV FAB ART. FIL YARN DYED		291		
551211 WOV FAB-SYN STAPLE FIBR.UN-BLE		5030		
551219 OTH WOV FAB OF SYN STAPLE FIB	30294	129751	14244	72743
551229 O/W-FEB ACR STA FIB>85%WT ACRY	142	6131	2660	6168
551291 WOV FAB SYN STAP FIB UN-BLECH	393	507		171
551299 FAB>85%W DIS SYN FAB UN-BLECHE	2036	5037	190	8318
551311 W.FAB SYN.S.FIB COT.170G.UN-BL	108	108		1893
551312 3/4-TH.TWIL-COT<170G.P.S.F.U-B	542	1308		
551319 O/W-FAB-S.S.F-COT-170G.UN-BLE	37	403		
551321 W-FAB SYN STA FIB MX COT DYED	148	4540		5583
551323 POLYS,COT,STAP FIB<170G DYED		28380	334	4279
551329 OTH FAB SYN STAP FINRE DYED	1543	4842	533	2947
551331 WOV FAB SYN STAP FIB COLOUR YR		4985		4446
551339 OTH WOV FAB STAP FIB<170G/SQM			144	283
551341 WOV FAB POLY STAP FIB PRINTED	286	286		
551349 O/W-FAB SYN STAP FIB MIX COTON		912	171	4537
551411 WOV.FAB P.S.F.<85%.C>170G.UN-BL		16		5393
551419 O/W-FAB-S.S.F-COT>170G.UN-BLE		1225		
551421 W-F POLY STAP FIB<85% DYED	5888	28784	502	18487
551422 W-F POLY STAP FIB 3/4THRD DYED	10336	29540	3484	11410
551423 OTH FAB POLY FIB MIX COT DYED	4081	4274		11531
551429 OTH FAB<85% MIX COT SYN FIB	359	13486	81	2390
551430 3-4THREAD TWILL DIF COLOUR-PSF	171	9292		5045
551441 W-F SYN FIB<85% MIX COT PRINT				950
551442 W-F POL FIB MIX COT 3-4T PRINT	7389	7389		
551443 O/W-FAB POL FIB MIX COT PRINT			95	747
551449 O/W-FAB SYN MIX COT>170G PRINT	5697	27738	10	4504
551511 O/W.FAB.P.S.F-MIX-VISC.UN-BLEC	67530	239879	2734	84259
551512 O/W.FAB.P.F- MIX-M.M.F.UN-BLEC		36332		
551513 O/W FAB P.S.F.MIX WOL/F-HAI.BL	6466	135959	19380	140177
551519 O/W FAB POLY STAP FIB UN-BLECH		783		
551521 WOV FAB ARCYL FIB MIX.M.M.F.BL		321		229
551529 O.WOV FAB- ARCYLIC FIB UN-BLEC	1568	6805	716	21476
551591 O/W FAB SY.FI. M-M.FILA.UN-BLE				2976
551599 O.WOV FAB OF M.M.FILA.UN-BLECH	195	1346		532
551611 W-FAB ARTI FIB 85%>BL/UN-BLEA		9766	40169	54142
551612 W-FAB ARTI >85% BY WEIGH,DEYED	58827	1036322	407598	1964636
551613 W-FAB ARTI FIB>85% WT DIFF-COL	6994	6994		
551614 W-FAB ARTI FIB>85% WT PRINTED	256657	1351787	452263	3344518
551621 W-FAB ART FIB<85%WT MM.FILAM				39
551622 W-FAB ART FIB<85% WT MM-F DYED		144		1728
551623 W-FAB ART FIB<85%WT D-COL,MM-F		276	824	824
551624 W-FAB ART FIB<85%WT MM-F PRINT			423	5480
551632 W-FAB ART FIB<85%WT,WOL/HAI DY				5745
551641 W-FAB ART FIB<85%WT COT UNBL/B				1165
551642 W-FAB ART FIB<85%WT MX COT DYE	44	2455	1460	2854
551643 W-FAB ART FIB<85%WT MIX COTTON		1864		
551644 W-FAB ART FIB<85% WT MIC PRINT			276	8878
551691 W-FAB ART FIB<85%WT UN-BLE/BLE			337	3829
551692 W-FAB ART FIB<85%WT MIX O/F DY		2300		15471

Contd.

10.11 Imports by Economic Categories (Detail)

(In Thousand Rupees)

Items	November, 2017	From July, 2017	November, 2016	From July, 2016
551693 W-FAB ART FIB<85%WT D-COL,O/FI		333		
560130 TEXTILE FLOCK,DUST & MILL NEPS	913	7554	1696	6216
560210 NEEDLELOOM FELT STICH-BOND FIB	10193	44595	9615	48231
560221 FELTS OF WOOL/HAIR,NOT COATED	51	917		282
560229 FELTS OTH TEXT MATE, NOT COATD	23	1167		1761
560500 METALLISED YARN,TEXTILE YARN	379673	1644957	362397	1665336
560900 ARTICLES OF YARN,STRIP ROPE	451	4507	1734	6824
570110 CARPETS OF WOOL, HAND KNOTTED	27399	134287	6487	51041
570190 CARPETS,KNOT OF OTH TEX MATERL		351		410
570210 KECEM,SCHUMACKS,KARAMAE.ETC.	571	9341	1333	9071
570220 FLOOR COVERING COCONUT FIBRES			156	475
570231 CARPETS F/COV.PILE CONS,M/MADE		4136		
570232 SYNTHETIC TURF SPORTS FIELDS		9686	3537	5930
570239 CARPETS ECT.AOT.MADE O/TEX MAT		2224		
570241 CARPETS, (MACHINE MADE)		2040	18	4846
570242 SYNTHETIC TURF SPORTS FIELDS	58836	238172	33237	159405
570249 CARPETS ETC.MADE OTH.TEX MATEL				107
570299 RUGS OF COTTON	311	638		21
570310 CARPET ETC WOOL/FINE ANIM HAIR			2895	6952
570320 SYNTHETIC TURF SPORTS FIELDS.	21225	92520	5089	65329
570330 SYNTHETIC TURF SPORTS FIELDS.	65047	325312	67981	206400
570390 CARPET/TUFT CARS/VEH O-TEX MAT	218	615	63	515
570410 TILES, < 0.3 SQM AREA.	1673	6329	3447	3447
570490 OTH CARPETS ETC.FELT N/TUFTED	33893	161535	67170	220851
570500 OTH CARPETS&OTH FLOOR COVERING	517	8192	1338	13707
580110 WOV.PILE FAB.CHENILLE FAB.WOOL		2991		351
580121 UNCUT WEFT PILE FAB.OF COTTON.			320	690
580122 CUT CORDUROY, OF COTTON	89	20270	342	8344
580123 OTH WEFT PILE FAB.OF COTTON.		176		
580126 CHENILLE FABRICS, OF COTTON	1985	5772	2494	18497
580131 UNCUT WEFT PILE FAB.M-MADE FIB				7927
580132 CUT CORDUROY, MAN-MADE FIBRES.	2311	9906		18421
580133 OTH WEFT PILE FAB.M/MADE FIBRE		132	741	3334
580136 CHENILLE FAB. MAN-MADE FIBRES.	14437	22588	23013	89820
580137 WARP PILE FABRICS OF COTTON		41511	402	4192
580190 OTH PILE&CHENILLE FAB.TEX.MAT	133725	440628	88756	368203
580219 OTH TERRY TOWEL/FABRICS,OF COT		128	362	918
580220 TERRY TOWEL/FABRICS, TEX.MAT		35	217	271
580300 GAUZE,OTHER THAN NARROW FABRIC		3	109	109
580410 TULLES AND OTHER NET FABRICS	33801	120435	1899	16735
580421 LACE MACHINE MADE,M-MADE FIBRE	181	10524		4350
580429 OTH,LACE MACHINE MADE,OTH MAT.	54233	268015	26322	198861
580430 LACE HAND MADE		563	27	895
580610 WOV.PILE FAB.& CHENILLE FABRIC	347	5772	2	2390
580620 OTH WOV. FAB. ELASTOMERIC YARN	19919	64467	11089	55696
580631 OTH NARROW WOV FAB, OF COTTON.	503	2352	1094	2793
580632 OTH NARROW WOV FAB,M/MADE FIB.	34898	236655	39268	171251
580639 OTH,NARROW WOV.FAB,TEX.MAT	589	6890	8406	19696
580640 OTH FABRICS,WARP W/OUT WEFTASM				77
580710 BADGES, WOVEN	113865	484181	88136	350144
580790 OTH,LABELS,BADGES&ART.TEX/MAT	32510	121939	22296	106849
580810 BRAIDS IN THE PIECE	346	418		1241
580890 OTH,ORNAMENTAL TRIM,TASSEL ETC	93	2884	676	7184
580900 WOV FAB.OF METAL TAREAD/YARN.		17	2	16
581010 EMBROIDERY W/OUT VISIBLE GROND		124		
581091 OTHER EMBROIDERY,OF COTTON		1255	10652	13072
581092 OTH EMBROIDERY,M-MADE FIBRES	801	17847	6566	6566
590190 BUCKRAM	67709	368851	84206	312580

Contd.

10.11 Imports by Economic Categories (Detail)

(In Thousand Rupees)

Items	November, 2017	From July, 2017	November, 2016	From July, 2016
590210 TYRE CORD FAB HIT.YARN NYLPLMD	181824	715144	135141	710580
590220 TYRE CORD FAB H/T YARN POLYSTR	29769	97398	22911	96263
590390 OTH,TEX FAB IMP,LAM, PLASTIC.	326363	1180771	296555	1381501
590800 TEX WICKS,WOVEN,LAMP,LIGHTERS		83	463	977
590900 TEX HOUSE PIPING/TEX TUBING.	8189	60478	4025	25211
591190 O-DRYER SCREEN, PAPER MAKING	48998	197258	31377	141519
600110 LONG PILE FAB,KNIT/CROC.UN-BLE	2402	15192		4901
600121 LOOPED PILE FAB,COTTON.UN-BLEC				623
600122 LOOPED PILE FAB,M.M.FIB.UN-BLE	585	4329	6281	49379
600129 LOPED PILE FAB,O-TEX MAT.UN-BL	513	32722	201	27322
600191 PILE FAB,KNIT/CRO OF COT.UN-BL		2836	521	521
600192 PILE FAB,KNIT/CRO,M-M-F.UN-BLE	1787990	6562570	1828591	5498692
600199 PILE FAB,KNIT/CROCH,O-T.M.UNBL	40761	93066	4161	42812
600240 KNIT CROCH FAB<30CM,ELASTOME5%	125	29760		
600290 OTH,KNIT/CROC FAB<30CM,ELAST5%	5546	6921	4429	11233
600310 KNIT/CRO FAB WOL/H W-30CM.UNBL	58	58		2
600330 KNIT/CRO SYN-FIB W-30CM.UN-BLE				1167
600340 KNIT/CRO ART-FIB W-30CM.UN-BLE			5	24
600390 O.KNIT/CRO FAB W-30CM.UN-BLE		281		1058
600410 KNIT/CRO FAB WD>30CM ELASTYR5%	6550	74464	10226	24306
600490 OTH KNIT/CRO FAB WD>30CM ELAST	930	23424	1464	18656
600521 WRAP KNIT FAB OF COT UN-BLECHE	179	9024		780
600522 WRAP KNIT FAB OF COTTON DYED	25095	56342	878	2935
600524 WRAP KNIT FAB PRINTED		741		7348
600535 WRAP KNIT FAB SYNTHETIC FIBRE	14244	66819		
600536 WRAP KNIT FAB SYN.FIB UN-BLE		60571	8202	45549
600537 WRAP KNIT FAB SYN.FIBRE DYED	59755	245645	424547	1427314
600538 WRAP KNIT FAB SYN.FIB DIF COLO			47	744
600539 WRAP KNIT FAB SYN.FIB PRINTED	26054	193186	19545	68659
600542 WRAP KNIT FAB ART FIB DYED	16123	47018		19054
600544 WRAP KNIT FAB PRINTED	3454	27955		6567
600590 WR KN FAB O/TH H6001,6004.UNBL	49860	190784	6934	29822
600621 OTH KNIT/CRO FAB COTTON UN-BLE		308		1639
600622 OTH KNIT/CRO FAB COTTON DYED	17	2511		237
600624 OTH KNIT/CRO FAB COTON PRINTED		678		8911
600631 O-KNIT/CRO FAB SYN.FIB UN-BLEA	34365	79529		3753
600632 OTH KNIT/CRO FAB SYN.FIB DYED	604961	2461577	214614	992042
600633 OTH KNIT/CRO FAB SYN.FIB COLOR	1097	7899		7809
600634 OTH KNIT/CRO FAB SYN.FIB PRINT	80170	109380	888	12474
600642 OTH KNIT/CRO FAB ART FIB DYED		588		3088
600643 OTH KNIT/CRO FAB ART FIB COLOR		327	1019	1019
600644 OTH KNIT/CRO FAB ART FIB PRINT				7191
600690 OTH KNITTED CROACHE FAB.UN-BLE	11113	59277	23081	53558
610120 MEN/BOYS OVERCOAT/SIM ARTICLE	185	1876		1795
610130 MEN/BOYS WIND JACKET/SIM ART.		2500	436	1006
610190 OVERCOAT ETC.MEN OTH TEX KNIT.	6063	12678	1820	11195
610210 APPAREL/CLOTH/ACCESSORIES,WOOL	229	229		
610220 APPAREL/CLOTH ACCES,OF COTTON,	106	1119	294	684
610230 APPAREL/CLOTH ACCES,M-MADE FIB	295	3740	49445	149339
610290 APPAREL/CLOTH OF TEX MATEL,		849	52	11647
610310 SUITS MEN'S/ BOYS KNITTED/CROC	636	31037	5941	38562
610322 MEN/BOYS,ENSEMBLE,COTTON,KN/CR	342	2383	149	358
610323 MEN/BOYS,ENSEMBLE SYN/FIB,KNIT		162		13
610329 MEN/BOYS,ENSEMBLE OTH TEX MAT,	955	3747	1775	9309
610331 JACKET/BLAZER MEN/BOY,WOOL F/H		1083		
610332 JACKET/BLAZER MEN/BOY COT/KNIY	5898	47485	8471	52157
610333 JACKET/BLAZER MEN/BOYS SYN FIB	97	4652	1293	15319
610339 JACKET/BLAZER MEN/BOYS OTH TEX	47062	252197	63504	336665

Contd.

10.11 Imports by Economic Categories (Detail)

(In Thousand Rupees)

Items	November, 2017	From July, 2017	November, 2016	From July, 2016
610341 TROUSERS,ETC.MEN/BOYS WOOL F/H				432
610342 TROUSERS,ETC.MEN/BOYS COT/KNIT	1711	9749	2454	7493
610343 TROUSERS, ETC.MEN/BOYS SYN FIB		763		1561
610349 TROUSERS,ETC.MEN/BOYS TEX MAT	11296	99516	34562	149491
610419 WOMEN/GIRLS,SUITS OTH TEX MAT	243	12226	946	16587
610422 WOMEN/GIRLS,ENSUMBLE,COTT/KNIT	102	206	12	66
610429 WOMEN/GIRLS ENSEMBLE,TEX MAT	58	1084	181	627
610431 JACKETS/BLAZER W/GIRL WOL K/CR	249	249	3	3
610432 JACKET/BLAZER W/GIRL COT KN/CR	1188	6093	51	3387
610433 JACKE/BLAZER W/GIRL SYN KN/CR	3027	18236	498	4995
610439 JACKE/BLAZ W/GIRL OTH TEX K/CR	4352	88617	3933	23454
610441 DRESSES W/GIRL WOOL/HAIR KN/CR				7
610442 SHISHA EMBROIDERED DRESS COTTO	7591	14958	1196	5198
610443 DRESSES W/GIRL SYN FIB KNIT/CR	55	1145		142
610444 DRESSES W/GIRL ARTFIB KNIT/CR		149		59
610449 DRES W/GIRL OTH TEX MAT KNT/CR	73	1640	151	2052
610452 SKIRTS/D-S W/GIRL COT KNIT/CRO		37	9	17
610453 SKIRTS/D-S W/GIRL SYN KNIT/CRO	220	253	4	4
610459 SKIRTS/D-S W/GIRL OTH TEX K/CR	196	494	40	1104
610462 TROUSERS ETC OF COTTON KNI/CRO	1031	8441	1119	4085
610463 TROUSES ETC OF SYN FIB KNITED	1054	3986	598	1549
610469 TROUSERS ETC OF OTH TEX MAT KN	5912	11460	804	3343
610510 SHIRTS MEN/BOYS COTT KNIT/CRO	6444	32929	3581	26128
610520 MEN/BOYS SHIRTS M-MAD FIB K/CR	49564	308747		4362
610590 MEN/BOYS SHIRTS O/TEXTILE K/CR	29942	245213	49936	256193
610610 W/GIRL SHIR/BLOUSES COT KN/CRO	2990	7338	435	7842
610620 W/GIRL SHIR/BLO M/MADE FIB K/C	85	821	1643	32883
610690 W/GIRL SHIR/BLOU OTH TEXMATK/C	1533	7238	1650	5591
610711 UNDERPANTS ETC M/BOY COT KN/CR	2196	8410	311	6064
610712 UNDERPANT ETC M/BOYS M/MAD FIB	41	81	3	15
610719 UNDERPANT ETC M/BOYS OTH T/MAT	418	557	76	1340
610721 NIGHTSHIRTS OF COTTON,	528	1170	117	1162
610722 NIGHTSHIRT OF MAN-MADE FIB KNT	11	11		29
610729 NIGHTSHIRT/PYJAMAS OTH TEX MAT	575	12015	1552	2936
610791 BATHROBES ETC OF COTTON M/BOYS	5	454		1780
610799 BATHROBE ETC OF OTH TEX KN/CRO	291	1774	163	1655
610811 WO/GIRL SLIP,PETTICOAT KNIT/CR		13		
610821 W/GIRL BRIEF/PANTIES COT KN/CR	88	598	105	346
610822 W/GIRL BRIEF/PANTIES M/MAD FIB	171	171		669
610829 W/GIRL BRIEF/PANTIES OTH T/MAT	293	2641	184	796
610831 W/GIRL N-DRESS/PAJAMA COT KN/CR	2680	5018	213	692
610832 W/GIRL N-DRESS/PAYJAMS M/M FIB	12	283		
610839 W/GIRL N-DRESS/PAJAMAS TEX MAT	1829	5224	238	5041
610891 BATHROBE W/GRL COTTON KNIT/CRO	74	122		1
610892 BATHROBE W/GRL MAN-MADE KN/CRO	12	114		228
610899 BATHROBE W/GRL OTH TEX KNI/CRO	191	602	374	612
610910 T-SHIRT,SINGLETS,WAISTCOT K/CR	12057	58444	12528	42327
610990 BALUCHI/PESHAW VEST O/TEX KN/C	15441	41114	5683	42757
611011 JERSEY,PULOVER,CARDIGAN,WOLLEN	7148	13301	6213	17535
611012 JERSEY,ETC. WOOL, KASHMIR GOAT		6		3
611019 OTH JERSEY PULOVER ETC.WOOLEN	25558	135022	20671	124855
611020 JERSEY, PULOVER ETC.OF COT K/C	22056	60299	6680	46872
611030 JERSEY, PULOVER M/MADE FIB K/C	3201	30320	495	23225
611090 JERSEY,ETC. OTH TEXT. MATERIAL	5400	62480	37199	336595
611120 BABY GARMENT OF COTTON KNIT/CR	5283	77102	1109	21254
611130 BABY GARMENT OF SYN FIB KNI/CR	722	10799	1490	33783
611190 BABY GARMENT OF OTH TEX KNI/CR	99983	604865	135841	657060
611211 TRACK SUITS COTTON KNIT/CROCH		55	157	362

Contd.

10.11 Imports by Economic Categories (Detail)

(In Thousand Rupees)

Items	November, 2017	From July, 2017	November, 2016	From July, 2016
611212 TRACK SUITS SYB FIB KNIT/CROCH	218	1527	141	691
611219 TRACK SUITS OTH TEX MAT KN/CR	736	1444	63	1416
611220 SKI SUITS OF WIMEN KNIT/CROCHD	30	37	26	26
611231 MEN/BOYS SWIMWEAR SYN FIB K/CR		243		
611239 MEN/BOYS SWIMWEAR OTH TEX K/CR		803		882
611241 WOM/GIRL SWIMWEAR SYN FIB K/CR				81
611249 WOM/GIRL SWIMWEAR OTH TEX K/CR	18	291	10	104
611300 GARMENT MADE UP KNIT/CROCH FAB				59
611420 OTH GARMENT COTTON KNIT/CROCH	22	410	855	6723
611430 OTH GARMENT MAN-MADE FIB KN/CR	371	4793	9	347
611490 OTH GARMENT,OTH TEX MAT KN/CRO	1916	10443	948	21908
611510 SOCKS	35145	223015	44306	284275
611521 O-PANTY HOSE&TIGHTS S-FIB<67DX	1692	4651	344	2210
611522 O-PANTY HOSE&TIGHTS S-FIB>67DX		178		244
611529 O-PANTY HOSE OTH-TEXTILE MATE	21370	101948	9270	46542
611530 OTH W-MEN SOCKS DECITEX< 67/SY	9460	47952	12328	84950
611594 OTH HOSIERY WOOL/FINE ANI HAIR		67		
611595 OTH HOSIERY OF COTTON	1875	42342	476	7461
611596 OTH HOSIERY OF SYNTHETIC FIBRE	2259	2277		
611599 OTH HOSIERY OF OTH TEX MATERIL	534	5515	1340	7598
611610 GLOV,MITTEN,ETC PCAS/RUBER K/C	1250	6412	430	1644
611691 GLOVE,MITTN,MIT KN/CR WOL/HAIR		46		
611692 GLOVE,MITTENS ETC KN/CROC COTT	255	957	160	871
611693 GLOVE,MITTENS ETC KNIT SYN FIB	4989	14708	445	4265
611699 GLOVE,MITTENS ETC KNIT TEX MAT	719	12535	203	13039
611710 SHAWLS, KNITTED OR CROCHETED	8321	38162	3503	43138
611780 OTH MADE UP CLOTHING ACCESRIES	321	2925	540	1368
611790 PARTS OF GARMENT OR CLOTH ACSS	1028	3367	345	664
620111 MEN/BOYS OVERCOAT WOOL NOTKNIT	906	906		16
620112 MEN/BOYS OVERCOAT COT NOT KN/C		2993	4	9
620113 OVERCOAT MAN-MADE FIB NOT KNIT		640		754
620119 OVERCOAT SIM ART OTH TEX MATER	1476	3849	2	9101
620191 OTH OUTER GARMENT WOOL MEN/BOY		232		1074
620192 OTH OUTER GARMENT COT MEN/BOYS	66	9569	5963	9162
620193 OTH OUTER GAR M/MADE FIB M/BOY	1894	6129	3014	4425
620199 OTH OUTER GAR OTH TEX MAT M/BY	1443	4372	1050	7095
620211 OVERCOAT ETC W/GRL WOOL N/KNIT	115	990	112	112
620212 OVERCOAT ETC W/GRL COT N/KNIT	51	452	21	673
620213 OVERCOAT ETC W/GRL M/MAD N/KNT		3726		1851
620219 OVERCOAT ETC W/GRL O/TEX N/KNT	8824	23037	874	2451
620291 SKI/JACKET W/GRL WOOL NOT KNIT	15	123		28
620292 SKI/JACKET W/GRL COT NOT KNIT		18		44
620293 SKI/JACKET W/GRL M/MADE N/KNIT	26	1416		471
620299 SKI/JACKET W/GRL TEX MAT N/KNT	45	1031	377	2536
620311 SUIT MEN/BOYS OF WOOD NOT KNIT	4158	7983	2311	4002
620312 SUIT MEN/BOYS SYN FIB NOT KNIT	34069	71262	231	335
620319 SUIT MEN/BOYS COTTON NOT KNIT	7512	100502	20306	95068
620322 ENSEMBLE MEN/BOY COT NOT KNIT	2306	9890	502	6306
620323 ENSEMBLE MEN/BOY SYN FIB N/KNT		2153		1037
620329 ENSEMBLE MEN/BOY OTH TEX N/KNT	11161	20496	3234	15349
620331 JACKET ETC MEN/BOY WOOL N/KNIT	3451	4058	6240	7287
620332 JACKET ETC MEN/BOY COT N/KNIT	1763	13258	532	5293
620333 JACKET ETC MEN/BOY SYN FIB N/K	9298	34525	1108	7014
620339 JACKET ETC MEN/BOY OTH TEX N/K	37772	150406	44024	181277
620341 TROUSER (INCLUDING SHALWAR)	5598	17020	2675	8404
620342 OTH TROU BIB M/BOY COTT N/KNIT	15398	83945	31612	86680
620343 OTH TROU BIB M/BOY SYN N/KNIT	6682	50410	4074	10090
620349 OTH TROU BIB M/BOY TEXT N/KNIT	23763	78829	6315	58804

Contd.

10.11 Imports by Economic Categories (Detail)

(In Thousand Rupees)

Items	November, 2017	From July, 2017	November, 2016	From July, 2016
620411 SUIT WOMEN/GRL OF WOOL N/KNIT				33
620412 SUIT WOMEN/GRL OF COT N/KNIT		2076		104
620413 SUIT WOMEN/GRL OF SYN N/K	969	1663		648
620419 SUIT WOMEN/GRL OF TEX MAT N/K	2958	13536	4595	26240
620422 ENSEMBLE WOMEN OF COT N/KNIT		288	4	4
620429 ENSEMBLE WOMEN OF TEX FIB N/K	43	604		418
620431 JACKET W/GRL OF WOOL NOT/KNIT	198	198		
620432 JACKET W/GRL OF COT N/KNIT	158	1106	1983	4359
620433 JACKET W/GRL OF SYN FIB N/KNIT	180	5433	1993	8465
620439 JACKET W/GRL OF TEX MAT N/KNIT	8639	9939	1021	2894
620441 DRESSES W/GRL WOOL NOT KNITTED		2		
620442 SHISHA EMBROIDERED DRESS COTTO	2768	14309	1083	12129
620443 DRESSES W/GRL SYN FIB NOT KNIT	380	1312	611	1273
620444 DRESSES W/GRL ART FIB NOT KNIT	79	633		5454
620449 DRESSES W/GRL TEX FIB NOT KNIT	169	977	1568	3539
620451 SKIRTS W/GRL WOOL NOT KNITTED		66		
620452 SKIRTS W/GRL COTTON NOT KNIT	242	712	11	424
620453 SKIRTS W/GRL SYN FIB NOT KNIT		139		21
620459 SKIRTS W/GRL TEX FIB NOT/KN/CR	3374	7671	152	218
620461 TROUSER W/GRL WOOL NOT KNIT/CR				13
620462 GHAGRA OF COTTON	4864	22063	1158	10820
620463 GHAGRA OF SYNTHETIC FIBRES		4546		233
620469 GHAGRA OF OTH TEXTILE MATERIAL	11316	30715	22168	68047
620520 BALUCHI KAMEEZ OF COT MEN/BOY	28257	65072	10743	35496
620530 SHIRTS MEN/BOYS OF M/MAD N/KNIT	168	1535	178	376
620590 SHIRTS MEN/BOYS OF WOOL/H N/K	29877	48044	7766	20532
620610 BLOUSES W/GRL SILK NOT KNITTED		12		3618
620620 BLOUSES W/GRL WOOL NOT KNITTED		714		
620630 MULTANI CHOLI OF COTTON W/GRL	2107	19403	1662	3314
620640 MULTANI CHOLI M-MADE FIB W/GRL	1438	11233	2431	3660
620690 MULTANI CHILI OTH TEX MATERIAL	1999	6282	757	5106
620711 UNEDERPANT ETC M/BOR COTTON			1033	3436
620719 BALUCHI/PESHAW VEST O-TEX N-K		506	78	276
620721 NIGHTSHIRT/PYJAMA MEN COT N/K		292	23	50
620729 NIGHTSHIRT/PYJAMA MEN T/MAT NK	17	81	23	718
620791 BATHROB ETC MEN COTTON N/KNIT		16		21
620799 BATHROB ETC MEN TEX MAT N/KNIT	338	1841	1889	4640
620811 SLIPS/PETTICOAT W/GRL COT N/NK			22	417
620819 SLIPS/PETTICOAT W/GRL T/MAT NK	41	41	885	2607
620821 NIGHTDRESS/PYJAMA WOMEN COT NK	583	1306		471
620822 NIGHTDRESS/PYJAMA WOMEN M/M NK	29	2509		83
620829 NIGHTDRESS/PYJAMA WOMEN T/M NK	1190	7299	2238	11217
620891 BATHROB ETC W/GRL COTTON N/NK	10	1297	176	766
620892 BATHROB ETC W/GRL M/MAD FIB NK	71	574		
620899 BATHROB ETC W/GRL TEX MAT N/NK	293	1349	192	1765
620920 BABIES GARMENT COTTON N/KNIT	769	11447	837	8427
620930 BABIE GAR&CLOTH SYN FIB N/KNIT	15	1314	6636	11476
620990 BABIES GARME OF OTH TEXTI MATE	14660	30404	8354	46371
621010 GAR MADE UP FAB H-56.02/56.03		1462	726	3891
621020 OTH GAR MEN/BOY H-6201-11,19		330		78
621030 OTH GAR WOM/GRL 6202.11 TO 19		11		
621040 OTH MEN/BOYS MADE UP FAB	1159	4634	625	1059
621050 OTH MEN WOMEN/GIRL FAB N/KNIT	50	3097	207	449
621111 SWIMWEAR MEN/BOYS NOT KNITTED	495	1155	405	1361
621112 SWIMWEAR WOM/GIRL NOT KNITTED		22	81	133
621120 SKI SUITS NOT KNIT/CROCHETED	26	26		18
621132 OTH GAR MEN/BOYS OF COTTON	960	2426		1289
621133 OTH GAR MEN/BOYS OF M/MADE FIB	192	2859		1513

Contd.

10.11 Imports by Economic Categories (Detail)

(In Thousand Rupees)

Items	November, 2017	From July, 2017	November, 2016	From July, 2016
621139 OTH GAR MEN/BOYS OF TEX MATERI	2022	5037	530	2608
621142 OTH GAR WOM/GIRL OF COTTON	54	358	256	269
621143 OTH GAR WOM/GIRL OF M/MADE FIB	940	3715	5	182
621149 OTH GAR WOM/GIRL OF TEX MATERI	384	5149	2060	16408
621210 BRASSIERES	60936	246271	36924	149472
621220 GIRDLES AND PANTY-GIRDLES	1282	5825	2102	10592
621230 CORSELETTES				13
621290 BRACES,SUSPENDERS,GARTER&PARTS	12256	43935	22654	73251
621320 HANDKERCHIEFS OF COTTON	16	3145	444	4367
621390 HANDKERCHIEFS OF OTH TEX MAT	4337	26478	4251	20584
621410 SHAWLS,SCARVES ETC & LIKE SILK	14	14		161
621420 SHAWLS,SCARVES ETC & LIKE WOOL	157	1542	446	446
621430 SHAWL,SCARVE ETC&LIKE SYN FIB	689	24908	515	11986
621440 SHAWL,SCARVE ETC&LIKE ART MAT		810		7
621490 SHAWLS OF OTH TEXTILE MATERIAL	88486	169630	17570	90351
621510 TIES,BOW TIES&CRAVATS OF SILK	577	2727	1396	3077
621520 TIES,BOW TIES&CRAVATS M/M FIB	414	922	71	694
621590 TIES,BOW TIES&CRAVATS TEX MAT	1505	11392	2626	11051
621600 GLOVES OF TEXTILE FABRICS	7601	30250	8395	50229
621710 MADE UP CLOTHING ACCESSORIES	3530	16552	1924	12273
630110 ELECTRIC BLANKETS		1099	30	224
630120 BLANKET/TRAVEL RUGS OF WOOL/H		32	123	715
630130 BLANKET/TRAVEL RUGS OF COTTON	14	553	132	261
630140 BLANKET/TRAVEL RUGS OF SYN FIB	654789	1916892	756233	2744761
630190 BLANKET/TRAVEL RUGS OF TEX MAT	8224	26291	5221	37051
630210 BED SHEETS,KNITTED/CROCHETED	16731	58173	17256	64043
630221 OTH BED LINEN,PRINTED,N/KNIT		8136		11069
630222 OTH BED LINEN,PRINTED M/MADE	183	183		6249
630229 OTH BED LINEN,PRINTED MILL-MAD	331	350	25	326
630231 BED SHEETS OF COTTON MILL-MADE		6663	5	333
630239 BED SHEETS OTH TEX MAT HANDLOM	145	2432	110312	294593
630240 TABLE LINEN KNITTED/CROCHETED		113		
630251 TABLE COVER OF COTTON MILLMADE	83	98	50	282
630253 TABLE LINEN OF MAN-MADE FIBRES	30	46		
630259 TABLE LINEN OF OTH TEX MATERIA	50	251		5
630260 TOWELS OF COTTON MILL-MADE	1091	20385	613	4223
630291 OTH COT TOILKIT LIN MILL MADE	105	393	73	249
630293 TOILET/KITCHEN LINEN M/MAD FIB	142	239	21	265
630299 TOILET/KITCHEN LINEN TEX MAT	15	119	861	2131
630312 CURTAINS/BLINDS/VALANCE SYN FIB	83	2469		485
630319 CURTAINS/BLINDS/VALANCE TEXMAT	204	345	474	1175
630391 CURTAINS OF COTTON MILL-MADE	148	4577		306
630392 CURTAINS OF SYN FIB MILL-MADE	1251	52253	2097	13466
630399 OTH CURTAINS/VALANCE OF TEXMAT	3500	6773	196	1129
630411 BED-SPREADS KNITTED/CROCHETED				48
630419 BED-SPREADS, OTHERS		798	779	2358
630491 OTH KNIT/CROCH F-ART O/TH94.04	1507	3841	227	1247
630492 OTH FURNISHING ARTICLE COT KNT	93	851	51	278
630493 OTH FURNISHING ARTICLE SYN FIB	140	371	2	1703
630499 OTH FURNISHING ARTICLES TEXMAT	375	1036	1025	1297
630510 SACK/BAGS OF JUTE OTH TEX FIB	40633	278636	42194	168645
630520 SACKS AND BAGS OF COTTON		92	51	663
630532 FLEX INTER BULK CONT OF>1000KG	4497	8281		5679
630533 SACK/BAGS OF POLYETHYLENE/PROP	61	13312	3704	48306
630539 OTH SACK/BAGS MAN-MADE TEX MAT	22804	162956	5540	82825
630590 SACKS/BAGS OTH TEX MATERIAL	3099	11494	589	3279
630612 TARPULINS,OF SYNTHETIC FIBRES	3618	108097	22536	190374
630619 TARPULINS OF OTH TEX MATERIAL	493	5242	2555	25928

Contd.

10.11 Imports by Economic Categories (Detail)

(In Thousand Rupees)

Items	November, 2017	From July, 2017	November, 2016	From July, 2016
630622 TENTS OF SYNTHETIC FIBRES	2682	11186	5	5263
630629 TENTS OF COTTON	45	5917	536	7604
630630 SAILS OF OTH TEXTILE MATERIAL				285
630690 OTH CAMPING GOODS OTH TEX NAT	354	639		438
630710 DISH-CLOTH	7557	82509	3881	21746
630720 LIFE-JACKETS AND LIFE-BELTS	3620	25376	8718	32040
630790 SHOPPING BAGS, KNITTED	56310	414636	39243	221226
631090 USED&NEW RAGS,SCRAP ETC TEXMAT	9615	35672	3369	18202
640110 FOOTWEAR INCORPORATPROTE M-TOE	2537	3265	8	69
640192 OTH FOOTWEAR COVERING ANKLE	334	6271		
640199 OTH FOOTWEAR NES UPPER NOT FXD		4524	93	1134
640219 OTH SPORTS F-WEAR SOLES RUB/PL	633	8940	4094	70226
640220 F-WEAR WITH UPPER STRAP ASSEMB	13810	52114	233	17931
640291 F/WEAR COV ANKLE SOLE/UPPERS	78	1345		695
640299 OTH F/WEAR SOLE/UPPER RUB/PLAS	16276	204649	47820	293636
640312 SPORTS FOOTWEAR SKI/SNOWBOARD		10		14
640319 OTHER; SPORTS FOOTWEAR	33579	101197	13243	257827
640320 FOOTWEAR OUTER SOLE OF LEATHER	18503	18686	533	12019
640340 OTH FOOTWEAR WITH METLTOE CAP	5609	41226	16228	48400
640351 OTH FOOTWEAR SOLE COV ANKLE	3361	5090		75
640359 OTH FOOTWEAR OUTERSOLE LEATHE	5540	8493	360	1423
640391 OTH F-WEAR OUTERSOLE COMP LEA	118	209		1101
640399 OTH F-WEAR O/S RUB, PLAS, LEA	12119	175420	49526	296207
640411 SPORTS FOOTWAR SHOES RUB/PLAS	18891	213806	64899	269719
640419 OTH FOOTWEAR OUTER SOLE RUB/PL	729021	3315710	372898	2791601
640420 FOOTWEAR OUTERSOLE COMP LEATHR	3861	7379	3504	7900
640510 FOOTWEAR UPPER/COMP LEATHER	241638	1120185	95028	1057541
640520 FOOTWEARS UPPER TEX MATERIAL	1742	11667	39181	181255
650400 STRAW HATS	649	1450	239	954
650500 OTH HATS AND HEADGEAR KNITTED	11025	83721	2802	30011
650610 SAFETY HEADGEAR	70723	194818	79134	201398
650691 OTH HEADGEAR RUBBER/PLASTICS	1365	7834	208	1399
650699 OTH HEADGEAR OF OTH MATIRIALS	901	4148	434	8206
650700 HEADBAND LINING COVERHAT FOUN	2927	7041	1527	3961
660110 GARDEN OR SIMILAR UMBRELLAS	3907	8885	8050	24899
660191 OTH UMB WITH TELESCOPIC SHAFT	94	437		
660199 OTH UMBRELA/SUN UMBRELLAS	23715	67840	23404	67956
660200 WALKING STICKS AND SEAT STICKS	2650	6993	1396	5143
660320 UMBRELLA FRAMES INCL F/MOUNTED			3	66
660390 OTH PATS/FITTING UMBRELLAS		49	232	683
670100 SKINS AND OTH PARTS OF BIRDS		10		
670210 ART FLOWER, FRUIT OF PLASTIC	13088	42520	6694	28970
670290 ARTIFICIAL FLOWER,FOLIAG O/MAT	32314	117709	18129	105951
670300 HUMAN HAIR DRESSED THINNED BLE			1	26
670411 COMPLETE WIG OF SYN.TEXT MAT.	155	850	110	250
670419 OTH BEARD, EYE BROW SYN.TEX MA	15	660	714	4202
670420 WIGS,BEARDS OF HUMAN HAIR	52	52	27	51
691090 OTH CERAMIC SINKS WASHBASIN PE	52	15239	599	3452
691110 DINNER STES OF PORCELAIN/CHINA	201058	881387	181357	747233
691190 OTH HOUSEHOLD ARTICLES OF PORN	54331	228374	52900	166915
691200 TABLE/ KITCHENWARE OTH CHINA	20566	64628	327	58824
691310 STATUT ORNAMENT PORCELAIN CHI	2249	7313	887	3108
700992 FRAMED GLASS MIRRORS	15971	62909	10342	43947
701010 AMPOULES	15299	40975	8751	26499
701020 STOPPERS,LIDS AND OTH CLOSURES	9607	39779	2620	14794
701190 OTHER, GLASS ENVELOPES		68	31	1831
701310 INDOOR DECOR OF GLASS CERAMICS	17311	81800	4158	26025
701322 STEMWARE DRIN GLA LEAD CRYSTAL		108		

Contd.

10.11 Imports by Economic Categories (Detail)

(In Thousand Rupees)

Items	November, 2017	From July, 2017	November, 2016	From July, 2016
701328 OTH STEMWARE DRINKING GLASS	19	14797	2332	16415
701333 O-DRINKING GLASS LEAD CRYSTAL		32		
701337 OTH DRINKING GLASS O/T GL-CEMI	18391	75259	2142	32933
701342 G-WARE LINEAR C-EXPENSION-5x10	993	3831		87
701349 O-GL-WARE L-C-EX=5x10 T,0-300C	310439	1432258	204405	992424
701391 OTH GLASS-WARE OF LEAD CRYSTAL	1632	2223		54
701590 OTH CLOCK/WATCH/NON-CORREVE		376	130	434
701690 OTH PAVING BLOCKS/SLABS/BRICKS	1525	3358	158	3438
701710 QUART REACTOR TUBE & HOLDERS	15233	47995	1477	18187
701720 LAB HYG/PHAR GLASSWARE L/C=10K	304	2806	437	1756
701790 OTH LAB GLASSWARE ETC N.S.	2978	40021	5799	46433
701810 GLASS BEADS, S/PERAL/PRE-STON	68147	417624	114595	408617
701820 GLASS MICROSPHERRES=1MM DIA	3802	43730	6128	36620
701939 OTH WEBS,MATTRESSES,BOARD ETC	76290	418945	90755	419863
701940 WOVEN FABRICS OF ROVINGS	3542	10976	5639	13618
701951 TYRE CORD FABRICS WIDTH>30 CM	1204	3904	104	2135
701952 OTH WOV FAB WID<30CM WT<250G/M		9		3
701990 INSULATING SLEEVES	33494	250264	27212	152795
711299 OTH WASTE/SCRAP PRECIOUS METAL	2241	5956	1038	4467
711311 ARTICLE OF JEWELLERY OF SILVER		7221		
711319 JEWELLERY OF GOLD	1215	2748		16692
711320 ART(JEWELRY)BASE MTL-CLD P-MTL				19
711411 ART OF SILVER WARES W/N PLATED				268
711419 ART OF PRE METALS W/N PLAT		114	141	162
711420 OTH WARES/PARTS OF BASE METALS				9
711510 CATALYST INFORM WIRE/GRIL PLAT	3406	125415		416
711590 OTH ART PREMET/MET CLAD P/MTL	32102	202341	4556	24516
711620 ART PRECIOUS/SEMI-PRE STONES		55		41
711711 CUFF-LINKS/STUDS-BASE METAL	734	3062	1098	3335
711719 OTH IMITATION JEWELLERY B/METL	57946	460233	42096	466393
711790 OTH IMITATION JEWEL B/METL,N.S	19801	119588	29839	87156
731829 OTH COACH SCREW,BOLTS,NUT I/S	15919	86434	12272	50140
731940 SAFETY PINS & OTHER PINS	5371	18121	1967	11619
732090 SPRING,LEAVES UN-MNF VIDO CASS	34039	191548	37392	150689
732111 COOKING RANGES	27132	175578	30933	154459
732112 COOK APPLI/PLAT WARMER LIQ FUL		22	438	488
732119 O-COKING APPLI INCL SOLID FUEL	9699	41476	2644	28243
732181 OTH APPLI FOR GAS & OTH FUELS	5578	19141	9049	12131
732182 OTH APPLI FOR LIQUID FUEL	1809	1809		
732189 OTH APPL INCL APPLI SOLID FUEL	69	339	60	1961
732290 AIR HEATER&HOT AIR DISTRIBUTER	9525	149441	28	46728
732310 IRON/STEEL WOOL,POT SCROEL ETC	23576	130551	29842	100953
732391 OTH BUCKETS OF CAST IRON ENAMA	479	835	18	381
732392 OTH H-HOLD ART CASTIRON ENAMA		1257	319	605
732393 OTH DOMESTIC UTENSILS STA-STEL	9296	35508	2102	14769
732394 OTH DOMESTIC UTENSIL IRON/STEL	30310	152641	43958	140321
732399 OTH H-HOLD ARTCL, PART THEREOF	56657	279282	53645	230010
732410 SINKS OF STAINLESS STEEL	10088	47970	1908	33694
732421 BATH TUBS CASTIRON W/N ENAMEL	927	5742	354	10601
732429 OTH BATH,SINK,W-BASIN ENA IRON	19409	74859	9399	57390
741539 OTH THREAD ARTICLES OF COPPER	218	19765	3788	9442
741810 TABLE,KITCH/OTH HOUSEHOLD ARTI			516	536
741820 OTH SANITARY WARE,PARTS COPPER	485	1857		266
741910 CHAIN,PARTS THEREOF OF COPPER				622
741991 CAST,MOULDED,STAM,FORGED,COPPE		2273	12	1910
750720 TUBE OR PIPE FITTING NICKEL		918		1144
761490 OTH STRAN WIR,ROP,CABL,PL ALUM	8922	1850229	41348	823013
761510 TABLE,KITCH,POT POLISHPAD ALUM	12894	68296	11770	35399

Contd.

10.11 Imports by Economic Categories (Detail)

(In Thousand Rupees)

Items	November, 2017	From July, 2017	November, 2016	From July, 2016
761520	1398	1624		11
761610	2348	4649	256	3152
761691	1512	7215	132	6346
790500		396		34
800300		460		4598
810430		5		
820900	16124	51886	7156	32890
821000	4118	32167	3260	24061
821110	102	520		254
821191	3429	14548	1716	10153
821192	3811	21164	4091	17363
821193	723	4142	735	2015
821194	2471	5249	326	2735
821195		121	34	152
821210	100366	397895	72120	320839
821220	38848	204842	65465	201002
821290	7611	20784	2337	13127
821300	6313	23372	2403	14572
821410	24145	107279	17058	61841
821420	3781	11440	1130	13871
821490	9646	39257	6990	27471
821510		11		756
821520	3616	52985	2168	8168
821591		36		41
821599	10368	47902	7791	30748
830110	106672	498413	159292	628186
830120	3643	31841	8091	35247
830130	66532	334062	72563	277622
830140	80905	461301	40280	280785
830150	2744	14070	237	811
830160	5232	50575	1606	19929
830170	3254	10051	541	6557
830210	54760	230958	41839	162572
830220	21277	119888	9847	90404
830230	1414	10632	989	2762
830241	2463	20678	425	8373
830242	58453	442402	83876	292437
830249	44717	225131	30591	143830
830250	2486	22764	3637	7889
830300	10677	34568	12790	24824
830400	1370	6030	731	7123
830510		4332	488	7339
830520	18344	78229	26476	77240
830590	22313	73192	12488	48326
830610	1625	7564	1124	3790
830621		1		7
830629	11528	31532	1866	10892
830630	50	1281	270	747
830710	8014	124742	18425	64746
830790	31412	129724	19395	100783
830810	27236	136393	13197	74709
830820	47467	191984	28531	144992
830890	30435	133007	32273	109396
830910		175	57	4432
830990	38996	258499	33377	190250
831000	25929	28672	1055	7158
831110	128659	519416	66490	425894
831120	3510	72856	10583	68009

Contd.

10.11 Imports by Economic Categories (Detail)

(In Thousand Rupees)

Items	November, 2017	From July, 2017	November, 2016	From July, 2016
831130 COATED RODS&CORED WIRE,B/METAL	30110	102154	12333	101913
851290 PARTS OF PRODUCT H-85124011,12	49216	104208	1533	8003
852290 OTH T/COM EQ/AC HD 85.19-85.21	79381	386089	54618	228385
852321 CARDS INCORPORTAING MAG STRIPE	14517	104239	28032	92147
852329 MAGNETIC DISCS	1044	4855	1137	8265
852341 COMPACT DISC (CD)UN-RECORDED	8638	33617	15558	41215
852349 OPTICAL MEDIA CONTAIN SOFTWARE	758199	1707919	206765	762072
852351 MULTIMEDIA MEMORY/SD CARDS	19930	732770	16435	105846
852352 SIM CARDS	198550	1335347	310259	1056573
852359 PROXIMITY CARDS AND TAGS	24143	130182	19010	112509
870990 PARTS,H-NO.87.09 OF WORK TRUCK	436	2314	206	94030
871499 OTHER,PARTS AND ACCESSORIES	17255	112613	19951	99819
880390 OTH PARTS OF H-88.01 OR 88.02	537499	2726218	181143	1507070
902000 GAS MASKS	17409	116313	26551	89709
902110 ORTHOPAEDIC/FRACTURE APPLIANCE	9752	39073	2602	31891
902121 ARTIFICIAL TEETH	1239	1417	320	744
902129 OTHER; DENTAL FITTINGS	442	19586	262	2072
902131 ARTIFICIAL JOINTS	75630	297400	75988	231307
902139 OTH ARTIFICIAL PARTS OF BODY	136555	805317	76877	574148
902140 HEARING AIDS,EXCL PART/ACCESSO	23087	39924	4259	17673
902150 PACEMAKER STIMULAT HEART MUSCL	79206	314661	39032	162739
903300 PARTS& ACCE OF HEARING AIDS	41183	135765	41688	165331
910111 WRIST WATCH,ELE OPE,MECH DISPL		66	92	305
910119 O-W-WATCH ELECTRICALLY OPERATED	91383	215348	4648	11503
910121 O-WRIS-WATCH,AUTOMATIC WINDING				45
910129 O-W-WATCH,W/N INCO.STOP WATCH	65	3198	113	3181
910191 OTH. POCKET-WATCH ELE OPERATED		43		6
910199 O-WATCHES INCL STOP WATCHES	206	1596	413	1748
910211 W-WATCH,MACH DISPL O/TH H-9101	11375	51081	138	16626
910212 W-WATCH,OPTO ELECTRONIC DISPLY		29		
910219 O-W-WATCH W/N INCOR STOP WATCH	22623	172353	13389	54600
910221 W-WATCH,AUTO-WIND O/T H-9101		4358	63	944
910229 O-W-WATCH O/THAN H-9101	28442	181134	159413	613153
910299 O-POCKET/STOP WATCH O/T H-9101	1852	5544	408	33231
910310 CLOCK WATCH MOVE ELECT OPERATD		34	45	113
910390 OTH,CLOCKS WATCH MOV EX.91.04	513	5341	398	463
910400 INS PANEL CLOCK-AIR&SPACECRAFT		132		49
910511 ALARAM CLOCK,ELECTRICALLY OPE.	1209	5381	1104	3157
910519 OTHER, ALARAM CLOCK	1818	6981	819	4534
910521 WALL CLOCK,ELECTRICALLY OPERAT	2969	11598	5937	29410
910529 OTHER WALL CLOCKS	10835	41868	6587	30247
910591 OTH,CLOCK ELECTRICALLY OPERATD	236	1826	239	1272
910599 OTHER CLOCKS	169	3311	676	3322
910610 HOUR-METERS/METER AGR-TRACTOR	268	1094	23	768
910690 OTH,TIME OR DAY RECORDING APPA	6727	30646	4323	23586
910700 TIME SWITCHES WITH CLOCK/WATCH	12223	62268	8994	50702
910811 WATCH MOVE ELEC.OPE MACH DISPL		199		108
910819 OTH,WATCH MOVE ELECT.OPERATED		192		76
910890 OTH,WATCH MOVE COMPLETE ASSEMB	86	321	92	218
910910 ELE OPER.CLOCK MOVE COMP/ASSEM	149	1083		
910990 OTH CLOCK MOVEMENT COMP&ASSEMB	48	933	271	1455
911011 COMP MOVE,UNASSEMBLED WATCH		1506		302
911012 INCOM MOVE,ASSEMBLED OF WATCH	25	25		
911090 OTH,COMP MOVE WATCH/CLOCK UN-A	3200	4129	45	586
911120 WATCH CASES BASE METAL,W/N G/S	443	1523	14	14
911180 OTHER;WATCH CASES	369	2218		85
911190 PARTS OF WATCH CASES	499	4159	611	2294
911220 CLOCK CASE&CASE OF SIMIL GOODS	41	636	505	3180

Contd.

10.11 Imports by Economic Categories (Detail)

(In Thousand Rupees)

Items	November, 2017	From July, 2017	November, 2016	From July, 2016
911290 PART OF CLOCK CASE/SIMILR CASE	2120	2723	14	718
911320 WATCH STRAPS,BAND OF BASE METL	41	41	9	49
911390 OTH,WATCH STRAPS,BANDS PART	1895	7968	894	2713
911410 SPRINGS,INCLUDING HAIR-SPRINGS		17		
911430 DIALS	100	406	11	93
911490 OTH;CLOCKS OR WATCH PARTS,N.S.	4969	29328	1401	7703
920110 UPRIGHT PIANOS	45	67		
920120 GRAND PIANOS	22	22		
920190 OTH,HARPSICHORD KEYBOARD STRIN	80	1226	162	990
920290 OTH,STRING MUSICAL INSTRUMENTS	2039	7120	1278	2039
920510 BRASS-WIND INSTRUMENTS	30	178	158	1486
920590 OTH,WIND MISICAL INSTRUMENTS,NS	17	168		16
920600 PERCUSSION MUSICAL INSTRUMENTS		194	108	108
920710 KEYBOARD INS,O/THN ACCORDIONS		1241	17	17
920790 OTH,MUSICAL INSTRUMENTS	1184	20671	528	3268
920810 MUSICAL BOXES	297	1171	355	1099
920890 OTH;MECHANICAL STRET ORGAN,INS	2772	18621	2136	8672
920930 MUSICAL INSTRUMENT STRINGS		71	30	41
920992 PARTS&ACCE MUSICAL INS H-92.02	125	193	72	201
920994 PARTS&ACCE MUSICAL INS H92.07		1	67	67
920999 OTH;PARTS&ACCE(CARDS,DISCS)	19	1227	254	525
930190 FULLY AUTOMATIC SHOTGUNS			3944	207368
930200 REVOLVERS PROHIBITED BORE,>.32		1501	809	91598
930320 SHOTGUNS, S-BARREL PUMP-ACTION		43		1254
930330 O SPOR,HUNT-RIFLES SIN-SHORT		426		134
930390 OTH;FIREARMS,DEVIC OPE FIR EXP		674	176	224
930400 OTH,ARMS OF HEADING NO.93.07	5349	24172	4791	18929
930510 FIRING MECHANISMS-REVOL/PISTOL		5		1452
930599 OTH PART&ACCE.ARTILERY H93.01	176	356		4784
930621 SHORTGUN CARTRIDGES		2719		
930629 OTH,PARTS OF SHORTGUNS CARTRIG	4033	4478		1635
930630 CARTRIDGES RIVETING SIMI TOOL.	26848	33524		7332
930690 OTH;AMMUNITION OF WAR & PARTS.		136	1308	1382
930700 SWORDS,CUTLASSES,BAYONETS,LANC		193	4	4
940110 SEATS OF A KIND USED,AIRCRAFT.	767	6719	2497	6076
940120 SEATS FOR M-VEH H-8703 & 4	903	10928	1346	13306
940130 SWIVEL SEATS VARIABLE HEIGHT.	33853	178014	19343	120352
940140 SEATS O/THN GARDEN SEATS,CAMP	801	13888	1979	17035
940152 SEATS OF BAMBOO		15		
940153 SEATS OF RATTAN		54		2847
940159 OTH SEATS W/N CONVERTIBLE-BED	99	7266	1903	7403
940161 OT,SEATS UPHOLSTERED WOOD FRAM	10489	36899	5450	19058
940169 OTHER SEATS,WITH WOODEN FRAMES	3158	18538	2605	9979
940171 OT-SEATS UPHOLSTERED METALFRAM	12897	70836	12147	55855
940179 OTHER SEATS;WITH METAL FRAMES	50907	281549	32136	170029
940180 OTHER SEATS WITH METSL FRAMES	18302	146758	15585	86537
940190 SEAT PARTS-FOAM CAR/VEH-8703,4	295983	1552673	224200	981054
940310 METAL FURNITURE USED IN OFFICE	3310	235438	2485	32942
940320 OTH,METAL FURNITURE O/THN OFFI	30014	158022	15216	96221
940330 WOODEN FURNITURE-OFFICE USE	31206	206610	17140	88831
940340 WOODEN FURNITURE-KITCHEN UES	16742	50072	9238	47865
940350 WOODEN CABINETS	61559	403903	38111	177785
940360 OTHER WOODEN FURNITURE	35308	109504	12286	73525
940370 FURNITURE OF PLASTICS	7998	38142	3573	23722
940382 FURNITURE OF BAMBOO			11	585
940383 FURNITURE OF RATTAN		62		
940389 OTHER FURNITURE OF CANE, OSIER	3851	38036	597	22913
940390 PARTS FURNITURE H -NO.94.03.	12987	38091	28932	62095

Contd.

10.11 Imports by Economic Categories (Detail)

(In Thousand Rupees)

Items	November, 2017	From July, 2017	November, 2016	From July, 2016
940410 MATTRESS SUPPORTS	1033	7925	1028	1482
940421 MATTRESS CELLU RUBBER/PLSTIC	191	966	576	1732
940429 MATTRESS OF OTHER MATERIALS	686	20054	31	5814
940430 SLEEPING BAGS	2	497	26	76
940490 OTH,ARTI BEDDING&SIMI FURNISH.	6388	37904	7987	27334
940510 CHANDELIERS	330343	1797005	405310	1855423
940520 ELECTRIC TABLES,DESK,BEDSIDE	10766	54051	7484	33657
940530 LIGHTING SETS CHRISTMASTREES	302556	609935	220319	296363
940540 LIGHT SYSTEM FILM SHOOTING	128973	2218471	375044	1116937
940550 NONELEC TUBULAR DAYLIGHT DEVIC	1344	4538	108	1390
940592 PARTS OF PLASTIC H-94.05,N.E.S	929	3280	1764	12951
940610 GREEN HOUSES OF WOOD	54803	313077		
940690 OTHER GREEN HOUSES	512600	2051051	197255	1377573
950300 WHEELED TOYS RIDDEN BY CHILDR	445579	2316455	346495	1898555
950420 ARTI&ACCE, BILLIARDS ALL KIND	4253	22780	1296	14101
950430 OTH GAMES OPERA BY COIN/CARDS	7175	46054	5719	33626
950440 PLAYING CARDS	10488	30876	4299	20252
950450 VIDEO GAMES CONSOLES&MACHINES	484	19487	1794	4161
950490 DICE CUPS	4413	24774	8726	25374
950510 ARTI FOR CHRISTMAS FESTIVITES.	10034	18707	2844	7387
950590 OTHER ENTERTAINMENT ARTICLES	72537	312791	42900	146918
950611 SNOW SKIS		13		427
950619 OTH;SNOW SKI EQUIPMENT.	20	1299	42	1036
950621 SAILBOARDS		151		
950629 OTH;WATER SKI,SURF BOARD W-SPO	407	17307	482	11726
950631 GOLF CLUBS COMPLE/OTH GOLF EQU	415	833	138	541
950632 GOLF BALLS	761	2902	1000	3175
950639 OTHER;GOLF EQUIPMENTS	246	1820	71	937
950640 ARTI,EQUIP FOR TABLE-TENNIS.	1467	6631	1302	6554
950651 LAWN-TENNIS RACKETS,W/N STRUNG	599	1951	822	1246
950659 BADMINTON RACKETS	8578	49055	9031	44511
950661 LAWN TENNIS BALLS	20047	80415	9272	39655
950662 FOOTBALLS	7508	24717	1977	9646
950669 CRICKET BALLS	4849	24917	2632	13282
950670 ICE SKATES,ROLLER INCL SKABOOT	252	3630	805	4088
950691 EQUIP. FOR OTHER PHY EXERCISE	73453	582875	65145	365358
950699 FOOTBALL COVER	30476	99631	3068	46788
950710 FISHING RODS	12	338	78	774
950720 FISH -HOOKS,W/N SNELED.	350	1928	815	1744
950730 FISHING REELS	3	444		11
950790 OTH LINE FISHING TACKLE NETS	867	3927	675	1347
950810 TRAVELLING CIRCUSES/MENAGERIES		61	67769	67769
950890 SWINGS,SHOOTING GALLERIES ETC.	39554	198070	24187	90324
960110 WORKED IVORY,ARTICLES OF IVORY		2906		
960190 WORKED TORTOISE-SHELL ARTICLES		104	8	275
960200 GELATINE CAPSULES	93699	717700	108726	478711
960310 BROOM,BRUSHE,CONS TWIN,VEG-MAT	7516	18586	177	5963
960321 TOOTH BRUSHE,INCL DENT-PLA BRU	60879	330940	59242	286104
960329 OTH;SHAVING,HAIR,NAIL BRUSHES.	6741	56360	13059	48142
960330 ARTST,WRITING,SIMILAR BRUSHES	2486	10032	3664	7549
960340 PAINT,DISTEPER,VARNISH BRUSHES	176	15221	2327	21645
960350 OTH BRUSHES CONSTI PART MACHIN	12361	37611	6727	15516
960390 OTH;HAND OPE MECHNICAL F-SWEPR	27301	146116	24310	128178
960400 HAND SIEVES AND HAND RIDDLES.		508	30	188
960500 TRAVEL SETS FOR PERSONALTOILE.	669	6262	572	1590
960610 PRESS-FASTENERS,SNAP-FASTENER.	26221	115078	6292	78660
960621 BUTON OF PLASTICS,NOT COVERED	86890	508686	90336	426804
960622 BUTON OF BASE METAL,COVER TXT	26692	148825	37492	150254

Contd.

10.11 Imports by Economic Categories (Detail)

(In Thousand Rupees)

Items	November, 2017	From July, 2017	November, 2016	From July, 2016
960629 PRESS STUDS	72854	302187	50593	163538
960630 BUTTON MOULDS,PARTS OF BUTTON.	24382	24591	29	45
960711 SLIDE FASTENER FIT CHAIN SCOP.	5786	135042	48872	149688
960719 OTHER;SLIDE FASTENERS	136142	648686	86741	432290
960720 PARTS; SLIDE FASTENERS	5711	45458	12702	59116
960810 BALL POINT PENS	14824	78963	22942	100460
960820 FELT TIPPED.PORUS TIPPED PEN	11203	102949	7757	66627
960830 FOUNTAIN PEN,STYLOGRAPH PEN	5800	46749	4340	28716
960840 PROPELLING OR SLIDING PENCILS		19		
960850 SETS OF ARTICLES FROM TWO FOR-H	1019	9448	238	3759
960860 REFILLS FOR BALL POINT PEN.	33851	74099	28320	67320
960891 PEN NIBS AND NIB POINTS	37557	139929	28771	157470
960899 PEN CAPS,CLIPS OF STEEL M-LOCL	27498	122623	31158	103993
960910 PENCILS&CRAYON W-LEADS ENCASD.	196792	879369	120674	672633
960920 PENCIL LEADS, BLACK	14159	43708	15687	45569
960990 OTH;PENCIL,DRAWING CHARCOALS.	10871	26390	1187	25048
961000 SLATES&BOARDS,WRITNG/DRAWIN	3570	20928	861	6560
961100 DATE,SEALING OR NUMBERING STAM	1081	7148	2729	7660
961210 RIBBONS FOR DOT MATRIX PRINTER	15221	72060	11297	47939
961220 INK-PADS	326	1003	434	954
961310 POCKET LIGHTERS,GAS FUELLED	731	36331	26794	69395
961320 POCKET LIGH,GAS FUELL,REFILLAB	8521	13948	1801	3996
961380 LIGHTERS M-CARS OF H-8703	2785	14136	3202	7629
961390 PARTS OF CIGARETTE LIGHTERS		542	313	900
961400 SMOKING PIPE&CIGAR OR CIG.HOLD	978	4004	450	2712
961511 COMBS,HAIR-SLIDES,OF HARD RBER	7102	44492	5643	23679
961519 OTH;HAIRPINS,CURLING PINS,LIKE	4641	18480	2557	19290
961590 HAIR PINS	80242	434574	45655	367118
961610 SCENT SPRAY SIMI TOILET SPRAY	9925	59166	13514	56078
961620 POWDER-PUFFS&PADS FOR APPLICA	2176	16076	2312	8732
961700 VACCUM FLASKS	134992	485865	85841	260340
961800 TAILORS,DUMMIERS&OTH LAY FING.	3895	28801	1772	11457
962000 MONOPODS, BIPODS, TRIPODS	72	141		
970110 PAINTING,DRAWING,PASTELS.	2786	4320	52	14504
970190 OTH COLLAGES&SIMI DECORATIVE	32589	36274	569	6871
970200 ORIGINAL ENGRAVINGS,PRINTS.	5188	5188		1835
970300 ORIGINAL SCULPTURES&STATUARY		129	763	4211
970400 POSTAGE&REVENUE STAMPS,ST-POS	13	80		54
970500 COLLECTIONS&COLLECTORS, PIECS.	469	2361		
970600 ANTIQUES OF AN AGE EXE 100 YE.		2		11
990900 TRANSACTIONS LESS THAN RS.1000	4148	17438	13939	18036
991000 SAMPLES HAVING NO-COMMER VALUE	570386	1905593	108049	2042233
2. RAW MATERIAL TOTAL (A + B)	268856012	1290715513	209953197*	967371561
A. CONSUMER GOODS TOTAL	215099482	1039335286	174464807*	803445548
050400 GUTS,BLADERS,STOMACH OF ANIMAL	778	8614	782	8459
050510 FEATHER,USED FOR STUFFING;DOWN			201	235
050590 OTH SKINS AND PARTS OF BIRDS	17288	23381	31944	178573
050610 OSSEIN,BONES TREATED WITH ACID	862	8207	392	3763
050690 BONES, POWDER	161	39618	1936	5306
050790 HORNS		3208	186	202
050800 SHELLS	253	869	187	1189

Contd.

10.11 Imports by Economic Categories (Detail)

(In Thousand Rupees)

Items	November, 2017	From July, 2017	November, 2016	From July, 2016
051000 AMBERGRIS,CASTOREUM CIVET,MUSK		126		646
051110 BOVINE SEMEN	36019	86835	21297	54711
051191 FISH EGGS	217	217	171	171
051199 SILK WORM EGGS		65	43	43
060110 BULBS	9892	76477	16957	46602
060120 BULB TUBERS,ROOTS,CHICORY PLAN		6		264
060210 UN-ROOTED CUTTING AND SLIPS	128	609		95
060220 TREES,SHRUBS,BUSHES,GRAFTED		5721	1052	2955
060240 ROSES,GRAFTED OR NOT		37	294	3301
060290 MUSHROOM SPAWN	13521	85970	18007	76824
060311 ROSES FRESH		643	183	3147
060313 ORCHIDS FRESH				29
060314 CHRYSANTHEMUMS FRESH	903	16361	2167	14404
060319 OTH FRESH FLOWER,BUDS FOR BOUQ	13	2345	1486	7090
060390 OTH FLOWER FRESH DRIED DYED BL	1182	15155	2398	12630
060490 O.PARTS OF PLANTS FOR BOUQUETS		27		2497
110812 MAIZE (CORN), STARCH	33072	152952	16645	117368
110813 POTATO, STARCH	111088	328690	66732	263880
110814 MANIOC (CASSAVA) STARCH	1539	9150	2206	10820
110819 OTHER STARCHES	5	273	106	11453
110820 INULIN	2750	8694	2555	10200
110900 WHEAT GLUTEN,WHETHER/NOT DRIED		103662	17104	86870
120110 SOYA BEAN SEED	7161360	39511801	1703858	17662346
120190 SOYA BEAN,W.OR-N-BROKEN/SHELED	100	231	31	1237
120230 GROUND-NUTS SEED				64
120241 OTH GROUND NUTS IN SHELL	131812	350472	102496	137439
120242 GROUND-NUTS SHELLED BROKEN/N-B	234165	796679	194087	471623
120300 COPRA	162961	653771	275762	679812
120400 LINSEED,WHETHER OR NOT BROKEN	9065	26821	5004	5046
120510 LOW ERUCIC ACID RAPE/COLZASEED	2666715	18790950	4625158	14354140
120590 OTHER RAPE/COLZA SEED	4539	29422		47
120600 SUNFLOWER SEED,WHETH/NOT BROKE	1115827	1244476	2760372	4384000
120721 SEEDS FOR CROP (COTTON SEEDS)	3	3		469
120740 SESAMUM (SESAME) SEEDS			1456	1936
120750 MUSTARD SEEDS		69430		44801
120760 SAFFLOWER SEEDS			3437	5340
120770 MELON SEEDS	4165	12237		2591
120791 POPPY SEEDS	1028	1169		256
120799 OTH,OIL SEED/OLEAGINOUS FRUITS		3358		43575
120810 FLOUR AND MEALS OF SOYA BEANS	1177	2764		1197
120890 FLOURS AND MEALS OF CASTER	1	1		766
120910 SUGAR BEET SEED USE FOR SOWING	2	79920	2333	75800
120921 LUCERNE (ALFALFA) SEED	444	191215	26477	253559
120922 CLOVER (TRIFOLIUM) SEED	263644	2275229	307168	1942250
120925 REY GRASS SEED		3227	2878	8640
120929 OTHER SEEDS OF FORAGE PLANTS		70986	32158	133671
120930 SEED OF HERBACEOUS PLANTS		1790		3226
120991 ONION SEEDS	249183	1884510	286617	1866441
120999 OTH SEEDS OF FRUIT FOR SOWING	121552	1319364	160752	1081185
121190 OTH PLANTS AND PARTS OF PLANTS	49954	334359	48305	274203
121221 SEAWEDS/ALGAE FIT FOR HUMAN	260	2668	101	938
130190 CANNABIS RESIN/CANABIS BALSAMS	33374	229236	32797	123138
130212 SAP AND EXTRACTS OF LIQUORICE		2791	43	43
130219 OTH SAPS & EXTRACT OTH VEG SAP	19582	130428	25773	126347
130220 PECTIC SUBSTANCES,PECTINATES	2586	113888	40975	79636
130231 AGAR-AGAR	6136	35887	7461	12488
130232 GUWAR GUM	18614	141421	12257	95212
130239 OTHER MUCILAGES AND THICKENERS	38715	155110	29242	188959

Contd.

10.11 Imports by Economic Categories (Detail)

(In Thousand Rupees)

Items	November, 2017	From July, 2017	November, 2016	From July, 2016
140110 BAMBOOS	8045	68733	5266	20659
140120 RATTANS	3430	31890	6496	31154
140420 COTTON LINTERS	7	7		
140490 TENDU LEAVES(BIDI LEAVES)	318353	1612853	293448	1466134
150190 POULTRY FAT OTH THAN H-02.09	2026	12641		9849
150210 TALLOW (OTHER THAN OF H-15.03)	355693	1133034	191800	781302
150300 LARD STEARIN,LARD OIL NOT PAK			3	3
150410 FISH-LIVER OILS THEIR FRACTION	1202	1325	749	1805
150420 FATS OILS THEIR FRACT OF FISH		20		
150500 LANOLIN	2409	22941		20078
150600 OTH ANIMAL FATS AND OILS/FRACT		1054		416
150710 SOYABEAN OIL & ITS FRACT CRUDE	1594201	10278479	299828	5897130
150790 OTH SOYABEAN OIL & IT FRACTION	28333	102262	20361	98490
150890 OTH GROUND NUT OIL & ITS FRACT	191	1698	354	1079
150910 OLIVE OIL & ITS FRACT (VIRGIN)	7307	80951	16911	89475
150990 OTH OLIVE OIL & ITS FRACTIONS	67560	289627	50499	248329
151000 OTH OIL/FR,INCL BLENDS OF OIL		60	864	1993
151110 PALM OIL & ITS FRACTIONS CRUDE	722711	3546891	721088	3609566
151190 PALM STREARIN	17903514	87668550	16088878	66491397
151219 OTH SUNFLOWER SEE&SAFLOWER OIL	22792	48515	1624	13503
151229 OTH COTTON SEED OIL & IT FRACT		51		48
151311 COCONUT OIL,ITS FRACTION CRUDE	4347	4463	1756	1756
151319 OTH COCONUT OIL,ITS FRACTIONS	96681	372849	115462	423668
151329 OTH PALM KERNEL/BABASSU OIL	249082	709253	81453	666667
151419 OTH COLZA/MUSTER OIL,FRA/CRUDE		1845		74
151499 OTH RAPE SEED OIL ITS FRACTION				2
151519 OTH LINSEED OIL & ITS FRACTION	90	421		383
151529 OTH MAIZE OIL & ITS FRACTIONS	32841	100379	7596	24301
151530 CASTOR OIL AND ITS FRACTIONS	24823	116667	4923	13942
151550 SESAME OIL & ITS FRACTIONS	1165	2959	49	778
151590 OTH FIXED VEGETABLE OILS/FRACT	4368	5731	1637	4204
151610 ANIMAL FATS /OILS&ITS FRACTION		102		
151620 VEGETABLE FAT & ITS FRACTIONS	198131	961133	287616	1073602
151710 MARGARINE,EXCL LIQUID MARGARIN	13543	51146	11976	56874
151790 OTH MARGARIN,EDIB MIX/PREP ETC	177889	839631	147892	567102
151800 ANIMAL/VEG FAT/OILOXIDISE ETC	14297	99175	22607	70851
152000 GLYSEROL,CRUDE WATER & LYES	1665	15060	889	9981
152110 VEG WAX WHETHER OR NOT REFINED	1606	7410	827	18443
152190 BEES WAX	785	29554	2903	18169
152200 RESIDUES OF ANMAL/VEGTABLE WAX	5569	33748	8997	25481
160100 SAUSE,PROD MEAT-FOOD PREP OFFL	444	7879	703	4555
220710 UNDENATURE ETHYL ALCOHOL O/SPR	149	1638		207
220720 ETHYL ALCOHOL/OTH SPIRITS DEN		5	8	9
240120 TOBACO-WHOLY/PARTLY STE/STRIP	148231	511736	131562	433907
240130 TOBACCO REFUSE		4652	5905	6210
251010 AAT,C/PHOS,ALUM/C/PHOS&PH/CGUG	487527	2052587	401086	2000629
251020 AAT,C/PHOS,ALUM/C/PHOS&PH/CGD	1	1		
270810 PITCH	728	15900		9525
270900 PETROLEUM OILS FROM BITUMINOUS	31588370	153981229	22208275	101813876
271019 KEROSENE	32920350	178479280	36562119	159307397
271020 PETROLEUM OILS(OTH THAN CRUDE)				447
271099 OTH WASTE OILS	3366	3983	1155	5029
271111 NATURAL GAS,LIQUIFIED	17535508	73853642	9122676	44423058
271112 PROPANE, LIQUIFIED	538	4618		13920
271113 BUTANES, LIQUIFIED		157		
271119 L.P.G. LIQUEFIED	3374228	13666338	2696383	8904750
271121 NATURAL GAS,IN GASEOUS STATE		178		77
271290 SLACK WAX	28030	79331	14351	77091

Contd.

10.11 Imports by Economic Categories (Detail)

(In Thousand Rupees)

Items	November, 2017	From July, 2017	November, 2016	From July, 2016	
271311	PETROLEUM COKE;NOT CALCINED	4368	16385	46018	51295
271312	PETROLEUM COKE; CALCINED	1594	20648		17680
271320	PETROLEUM BITUMEN	493707	2530779	172319	901228
271490	OTH BITUMEN & ASPHALT NATURAL.	1382	18860	876	27296
290110	SATUR BUTANE,PENTANE & HEXANE	5492	8496	102	3438
290121	UNSATURATED ETHYLENE.	764706	3832136	480017	3338670
290123	UNSATURAT BUTENE/ISOMER THROF		146		
290129	UNSATURATED HEPTANES	40	3502	503	7066
290211	CYCLOHEXANE	56	8360	54	2026
290219	CYCLOPENTANE	23075	131992	20108	105124
290220	BENZENE, PURE		51		6
290230	TOLUENE, PURE	148062	318692	69022	246744
290241	O-XYLENE	236759	807882	149993	805256
290243	P-XYLENE	1911835	9355836	1482377	11543871
290244	MIXED XYLENE ISOMERS		7212	11345	94895
290250	STYRENE	310794	2529103	356365	1881089
290260	ETHYLBENZENE		4311		
290290	NEPHTHALENE	10169	46096	11719	42006
290311	SATURATED METHYL CHLOROFORM				27
290312	DICHLOROMETHANE(METHYLEN CHLRD	37059	158024	30100	170688
290313	CHOLOROFORM(TRICHLOROMETHANE)	12146	126623	15433	91302
290315	ETHYLENE DICHLORIDE(1,2-DI CH)	123369	555340	189213	622018
290319	1,1,1-TRICHLOROETHANE	17982	43691	5264	61837
290321	UNSATURATED VINYL CHLORIDE	354094	698613	2215	2215
290322	UNSATURATED TRICHLOROETHYLENE	33108	105376	20232	112198
290323	UNSATURATE TETRACHLOROETYLENE	8337	55143	10440	38055
290329	OTH UNSATUR DERIV ACYCL H'CARB	12	22		
290331	ETHYLENE DIBROMIDE(1,2,DIBROM)				3
290339	OTH BROMOMETHANE(METHYL BROMI)	75910	391953	53108	312573
290371	CHLORODIFLUOROMETHANE	56755	208611	49003	311504
290373	DICHLOROFLUROETHANES	68925	99987	43819	58219
290374	CHLORODIFLUOROETHANES		6085		4119
290376	BROMOCHLORO-DIFLUOROMETHAN ETC				494
290377	PENTACHLOROFLURO METHANE/ETHA	2923	9807	871	6633
290379	OTH CHLORODIFLUOROMETHANE			2918	8166
290381	1,2,3,4,5,6HEXACHLORO CYCLOHEX		49		
290391	CHLOROBENZENE	2434	6483	17	4363
290399	OTH HALOGENATED DERIV H.CARBON	2512	12575	30	9350
290410	BENZENE SULPHONIC ACID	11965	54133	8453	43020
290420	NITROBENZENE (MIRBANE OIL)	4366	15195		14461
290499	OTH DERIVATIVE NITRO/NITROSO	1537	21622	4117	17904
290511	SATURAT METHANOL(METHYL ALCHL)	433780	1830136	232821	1144159
290512	SATURATED PROPYL ALCOHOL	150793	857222	127358	550627
290513	SATUR BUTAN-I-01(N-BUTYLALVHL	6832	48880	1243	16074
290514	OTHER SATURATED BUTANOLS	1421	43776	26811	84674
290516	SATUR OCTANOL/ISOMERS THEREOF	238623	1548851	158101	1120290
290517	SATURATED STEARYLE ALCOHOL	4952	36160	3736	28324
290519	ISO NONYL ALCOHOL (INA)	9989	47128	1672	16330
290522	UNSATUR ACYCLIC TERPENE ALCOHL	2879	28971	2296	22941
290529	OTH UNSATUR MONOHYDRIC ALCOHOL	1029	2205	585	3273
290531	ETHYLENE GLYCOL(ETHANEDIOL)MEG	2484831	12465616	2059703	9023843
290532	PROPYLEN GLYCOL(PROPAN-1,2-DIO	145167	641650	47761	464452
290539	OTHER, DIOLS	7204	31702	4880	24569
290541	2-ETHYL-2(HYDROXYMETHLY-PROPAN	1845	26879	195	8717
290542	PENTAERYTHRITOL	41590	225521	62816	295557
290543	MANNITOL	14706	75843	9278	51514
290544	D-GLUCITOL (SORBITOL)	6509	25120	8609	20541
290545	GLYCEROL	55795	246910	90002	273053

Contd.

10.11 Imports by Economic Categories (Detail)

(In Thousand Rupees)

Items	November, 2017	From July, 2017	November, 2016	From July, 2016
290549 OTHER,POLUHYDRIC ALCOHOLS	1271	11272	2200	4077
290559 OTHER HALOGENATED, SULPHONATED	1986	6188	1362	4629
290611 MENTHOL	38863	198973	58550	192388
290612 CYCLOEXANOL,METHYL/DIMETHYL		3690	493	1428
290613 STEROLS AND INOSITOLS	1106	12428	1314	11148
290619 OTH TERPINEOLS	19731	76077	12560	37890
290621 BENZYL ALCOHOL	4917	13974	8139	32519
290629 CYCLIC ALCOHOLS BAS PESTICIDES	3852	13212	3605	11459
290711 PHENOL(HYDROXYBENZENE)IT SALT	59181	235863	54202	171069
290712 CRESOLS AND THEIR SALTS		18	667	5083
290713 OCTYLPHENOL,NONYLPHENOL/ISOMER		2479	6	6
290715 NAPTHOLS & THEIR SALTS	2975	3544	7	3407
290719 OTHER MONOPHENOLS	1623	15156	610	6204
290721 RESORCINAL AND ITS SALTS	4802	17023	141	4335
290722 HYDROQUINONE (QUINOL)ITS SALT		5262	2096	11582
290723 4,4-ISOPROPYLDENEDIPHENOL/SALT		43121	1855	19586
290729 OTHER, POLYPHENOLS	11303	62116	20797	50344
290819 OTH 4-CHLORO, 3-METHYLEPHENOL	1969	5952	340	5180
291511 FORMIC ACID	25079	105996	6438	104778
291512 SODIUM FORMATE,CALCIUM FORMATE	37571	301688	14069	201592
291513 ESTERS OF FORMIC ACID	122	2334	60	2434
291521 ACETIC ACID	150510	896338	167689	643396
291524 ACETIC ANHYDRIDE				1345
291529 CALCIUM ACETATE	6559	32331	4557	39043
291531 ETHYL ACETATE	3822	71442	1540	13070
291532 VINYL ACETATE	145495	512696	110000	541902
291533 N-BUTYL ACETATE		3365	1	4850
291536 DINOSEB (ISO) ACETATE		539	465	921
291539 BENZYL ACETATE	35883	275325	71312	276572
291540 MONO/DI/TRICHLOROACETIC ACID-S	6531	9244	2696	4037
291550 PROPIONIC ACID,ITS SALT/ESTERS	15485	78416	9854	39907
291560 BUTYRIC ACIDS,	24894	111347	21134	113837
291570 STEARIC ACID (CHEMICALLY PURE)	40030	239186	6110	75006
291590 OTH SAT ACYCLIC MONOCARBOXYLIC	159867	607007	158468	608445
291611 UNSATU ACRYLIC ACID/ITS SALTS	18700	76824	18443	47943
291612 UNSATURATE ESTER ACRYLIC ACID	127817	694288	159880	527613
291613 UNSATU METHACRYLIC ACID/SALTS		6019	584	8556
291614 UNSATU ESTER,METHARYLIC ACID	100532	445713	59859	356137
291615 UNSATURATED OLEIC ACID	9786	16177	274	5401
291619 OTH MALEIC ACID,AZDN(2-AZOBIS)	12413	56979	8625	47492
291620 CYC-LANIC,LENIC LOTEPHENI ACID	16903	44522	7139	31482
291631 BENZOIC ACID,	22452	88666	21339	113007
291632 BENZOYL PEROXIDE/BENZYL CHLRID	2449	17832	2355	20876
291634 PHENYLACETIC ACID & ITS SALTS		37		440
291639 IBUPROFEN	122179	537661	82406	460355
291711 OXALIC ACID	4630	64808	20415	84447
291712 ADIPIC ACID,ITS SALTS/ESTERS	62956	579298	78153	345630
291713 AZELAIC/SEBACIC ACID/SALT/ESTR		17036		480
291714 MALEIC ANHYDRIDE	20799	111254	25388	87681
291719 OTH ACYCLIC POLYCARBOXYL ACID	10990	45007	8927	42559
291720 CYC-LANIC,LENIC LOTERPENC ACID	9694	21661	136	11182
291732 DIOCTYL ORTHOPHTHALATES		2017		
291733 DINONY/DIDECYL ORTHOPHTHALATES				2217
291734 DIBUTYL ORTHOPHTHALATES	20809	78354	20897	68828
291735 PHTHALIC ANHYDRIDE	19771	131953	28092	171587
291736 PURE TERPHTHALIC ACID(PTA)	749009	4533971	346377	2284919
291739 ISO PHTHALIC ACID	52354	358916	48681	163871
291811 LACTIC ACID	25061	86858	9485	59906

Contd.

10.11 Imports by Economic Categories (Detail)

(In Thousand Rupees)

Items	November, 2017	From July, 2017	November, 2016	From July, 2016
291812 TARTARIC ACID	7131	44532	5762	16086
291813 SALT & ESTER OF TARTARIC ACID		7846	651	1015
291814 CITRIC ACID	100931	791012	110037	655019
291815 SODIUM CITRATE	20083	212205	36114	125600
291816 GLUCONIC ACID,SALTS & ESTERS	33405	383269	12122	332838
291819 OTH ESTER,SALTS OF CITRIC ACID	4205	87290	5725	90127
291821 SALICYLIC ACID	2492	16713	1360	16573
291822 ASPARIN	12365	49212	32069	64754
291823 OTH ESTER,SALICYLIC ACID/SALTS	1554	9516	2052	7559
291829 OTH CARBOXYLIC ACID+PHENOL FUN	14819	81124	36017	188305
291830 CARBOXYLIC ACID+ALDEHYDE/KETON	1763	36433	2983	23985
291891 2,4,5-T(ISO)(2,4,5-TRICHLOROPH				9528
292990 ISOCYANIDES	12183	104811	25054	119802
293020 2-N,N-DIMETHYL AMINO-1 SODIUM	63629	119039	13482	175727
293030 THIURAM MONO-,DI-,TETRASULPHID	1745	8959	7623	41042
293040 METHIONINE	429521	1720403	222520	1800519
293090 2 N,N-DIMETHYLANINO1,3DISODIUM	26034	202297	31586	191607
293110 TETRAMETHYL LEAD&T-ETHYL LEAD	2298	15365	1854	16337
293120 TRIBUTYL TIN COMPOUNDS		988	1	652
293139 O-ALKYL(<C10,INCL.GCYCLOALKYL)	2429	6093		17
293190 INGR.PESTI CON.PHOSPHORUS ATOM	282486	1070821	139446	467492
293211 TETRAHYDROFURAN	320	909	151	281
293212 2-FURALDEHYDE (FURFURALDEHYDE)	21	21	6	6
293213 FURFURYL ALCOH/TETRAHYDRFURFYL				249
293214 SUCRALOSE		2670		
293219 OTH HETEROCYCLIC COMP UNFUSED	8553	44178	4179	23833
293220 4,5,6,7-TETRACHLOROPHTHALIDE	29089	103040	14899	73907
293299 2,3 DIHYDRO,2-2DIMETHYL,7BENZO	82866	483844	118713	525914
293311 PHENAZONE & ITS DERIVATIVE	1586	4680	1339	5369
293319 OTH COMP UNFUSE PYRAZOLE RING	18425	70766	12279	32859
293321 HYDANTOIN AND ITS DERIVATIVES	1509	8561	1600	12054
293329 OTH COMP UNFUSE IMIDAZOLE RING	144140	675528	78673	484126
293331 PYRIDINE AND ITS SALTS	73	79	20	391
293332 PIPERIDINE AND ITS SALTS	5	404		165
293333 ALFENTANIAL(INN)(ANILERIDINE)	82415	87778	2362	67620
293339 CHLOROPHENIRAMINE & ISONIAZID	355105	1367855	240349	1372532
293341 LEVORPHANOL(INN) & ITS SALTS		2853		
293349 AMODIAQUINE	140829	672747	142500	593871
293352 MALONYLUREA/IT DERIV/SALT THOF	1067	1067		
293353 ALLOBARBITAL(INN)(AMBARBITAL)		131	59	1245
293354 OTH DERIVATIVES OF MALONYLUREA		50		
293359 O-DIETHYL,O,ISO PHROPYL-6 ETC	373101	1500327	265294	1142453
293361 MALAMINE	64826	314211	57957	244546
293369 PYRIMETHANINE	59804	337507	15858	160293
293371 6-HEXANELACTAM(EPSILON-CAPROL)		2043	825	3302
293372 CLOBAZAM(INN),METHPRYLON(INN)		5985		
293379 ISATIN (LACTAM OF ISTIC ACID)	22398	91031	22712	67581
293391 ALPRAZOLAM(INN) CAMAZEPAM(INN)	478	21905	797	16480
293399 OTH INGREDIENTS FOR PESTICIDES	208238	1190744	155014	844527
293410 NUCLEIC ACID BASE PESTICIDES	48780	196955	23867	149516
293420 COMP BENZOTHIAZOLE RING SYSTEM	10815	56096	11820	29080
293430 COMP PHENOTHIAZINE RING SYSTEM	6474	47341	2803	15372
293491 AMINOREX(INN),BORTIZOLAM(INN)	592	6481	1215	2948
293499 FURAZOLIDONE	880427	3133005	802580	3342317
293979 OTH DERIVATIVES OF VEGETAL	2100	3561	35416	160725
293980 VEGE ALKALOIDS BASE PESTICIDES	3652	12568		10069
294190 CEPHALEXIN	1110010	3814592	658414	3079886
300692 WASTE PHARMACEUTICALS				7

Contd.

10.11 Imports by Economic Categories (Detail)

(In Thousand Rupees)

Items	November, 2017	From July, 2017	November, 2016	From July, 2016
310100 ANIMAL/VEG FERTILIZER/PRODUCTS	12541	25507	1958	21869
310210 UREA,WHET OR NOT AQUEOUS SOLUT	6656	21659	722	13657
310221 AMMONIUM SULPHATE	128823	797589	16274	234050
310229 MIX AMMONIUM SULPHATE/NITRATE		95973		44993
310230 AMMONIUM NITRAT,WHET/NOT AQUES	51249	149768	9265	58894
310240 MIXT,AMMONIUM NITRAT/CALC CARB		1716	375	2519
310250 SODIUM NITRATE,CRUDE	14847	48120	6673	28299
310260 MIXT,CALCIUM/AMMONIUM NITRATE		2546		1683
310290 OTH,MIN/CHEM NETROG FERTILZER	2637	16743	1915	12091
310311 SUPERPHOSPATES CONT W35%(P2O5)	4442	35947	12146	14417
310319 OTHER SUPERPHOSPATES	176	63930		
310390 OTH,MIN/CHEM FERTILIZE PHOSPHT	954	3517	26	2237
310420 POTASSIUM CHLORIDE	54254	498726	9734	465422
310430 POTASSIUM SULPHATE	358497	1604354	140641	677351
310490 OTH,MIN/CHEM FERTILIZE POTASIC	166376	761283	76052	520357
310510 MIN/CHEM FERTILIZER >10KG	87	2352	101	77606
310520 MIN/CHEM FERTZ ELEM NIT/PHO/PT	7807	72914	31372	93870
310530 DIAMMONIUM HYDROG ORTHO-PHOSPH	12749365	43173018	10628493	33467832
310540 AMMONIUM DIHYDROGEN ORTHO-PHOS	4156	325049	3099	9932
310551 CHEM FERTZ CON NITRAT/PHOS	474	523		3714
310559 OTH MIN/CHEM FERTZ NITRAT/PHOS	691	9784	187	7304
310560 MIN/CHEM FERTZ ELEM PHOS/POTAS		1451	367	367
310590 OTH MINER/CHEMICAL FERTILIZER	8783	57816	4109	47053
320110 QUEBRACHO EXTRACT	12326	48471	805	39490
320120 WATTLE EXTRACT	12736	142575	14035	162064
320190 ACAACIA CATECHU (CUTCH)	38638	198220	28116	177159
320210 SYN ORGANIC TANNING SUBSTANCE	141908	828669	156130	781975
320290 TANNING SUBS/PREP CHROMUM SUPH	84585	506810	100211	485587
320300 COLOUR MATTER,ACACIA CATECHU	7567	42390	4065	28287
320411 DISPERSE DYES/PREP BASE THEROF	175053	1130198	214110	832984
320412 ACID DYES PREMETALISE/PREP/DYE	113836	698523	132706	593557
320413 BASIC DYES/PREP BASE THEREON	57801	284542	65571	309246
320414 DIRECT DYES/PREP BASE THEREON	29048	148719	43431	140391
320415 VAT DYES IDIGO BLUE	372535	1640306	373557	1403403
320416 REACTIVE DYES PREP BASE THREON	651721	3500458	735225	3588326
320417 PIGMENT PREP BASE THEREON	215045	1244052	240860	1244378
320419 DYES SULPHUR	123741	738914	123769	610284
320420 SYN ORGN PROD USE FLUORESCENT	76630	357050	55085	298259
320490 OTH,SYN ORGN COLOURING MATTER	1949	57246	1928	21132
320500 COLOUR LAKES,PREP AS SPECIFIED	26995	113133	27602	109814
320611 PIGMENT PREP TITANIUM DIOXIDE	703379	3812388	433109	2508331
320619 OTH,PIGMENT/PREP TITANIUM DIOX	7514	51936	3529	33847
320620 CHROME YELLOW	16171	55922	5684	28069
320641 ULTRAMARINE/PEP BASE THEREON	5766	24050	7988	18282
320642 LITHOPONE	9244	22698	2799	12644
320649 MASTER BATCHES (COLOURED)	92087	364963	78334	331513
320650 FLOURESCENT POWDER		357		560
320710 OPACIFIERS	4811	68158	4512	57488
320720 VITRIFIABLE ENAMEL/GLAZE/ENGOB	1605	38790	9042	35016
320730 LIQUID LUSTER/SIMILAR PREPARAT	2247	11172	324	7006
320740 GLASS FRIT	118590	547434	82097	305121
320810 VARNISHES BASED ON POLYESTERS	13316	132077	36951	174235
320820 VARNISH B-ACRYLIC/VINYL POLYMR	41027	354039	28373	171388
320890 O-VARNISH BASED ON POLYAMIDES	133012	877919	137290	755713
320910 VARNISH VINYL POLYMER DISPERS	15187	39534	10047	36764
320990 LACQUERED BLUE GOLDEN /SILVER	46683	172377	12576	94553
321000 DISTEMPERS	21437	116533	12546	100986
321100 PREPARED DRIERS FOR LEATHER	23237	81977	19720	81260

Contd.

10.11 Imports by Economic Categories (Detail)

(In Thousand Rupees)

Items	November, 2017	From July, 2017	November, 2016	From July, 2016
321210 STAMPING FOILS	42454	217931	29669	145097
321290 ALUMINIUM PASTE AND POWDER	27776	109784	29398	82330
321310 COLOURS IN SETS	5047	25243	3272	18660
321390 OTH COLOUR ARTIST/PAINTERS	190	2206	89	1283
321410 GLAZIER PUTTY(MASTIC B-ON OIL	37450	182879	34092	161893
321490 SILICON SEALANT	52682	269808	52250	236320
321511 ROLLING COATING PRINT INK BLK	48158	298650	106948	259084
340290 OTH ORG SURFAC ACT,WASH/CLEAN	212879	963125	222752	741797
340311 PREPARA FOR, LEATHER INDUSTRY	36457	174901	35177	198122
340319 GREASES	193248	782093	197262	724195
340391 FAT LIQUOURS	202621	939035	169901	885183
340399 MOULD RELEASE PREPARATIONS	90614	522011	73034	369628
340420 ART/PREP WAXES,POLYETHEL GLYCL	25453	161049	20884	129294
340600 CANDLES,TAPERS AND THE LIKE	17545	66655	7033	17337
340700 DENTAL WAX/OTH PREP DENTISTRY	14065	64971	4677	25067
350110 CASEIN	2195	9992	1507	14945
350219 OTHER EGG ALBUMIN		34		
350220 MILK ALBUMIN,INCL WHEY PROTEIN			52033	92211
350290 OTH ALBUMIN O/T EGG ALBUMIN	65	106		478
350300 GELATIN	17613	55776	432	47244
350400 PEPTONEDERV,PROTEIN SUBSTANCE	10766	51687	9952	35923
350510 DEXTRINS	62661	281244	38391	207279
350520 STARCH GLUES	4607	41303	2952	19687
350610 PROD SUITABLE USE GLUE/ADHESIV	12935	133155	35528	121382
350691 SHOE ADHESIVE	141774	823803	165352	754776
350699 SEALANT METHYLE ETHYLE 60TO70%	18791	101923	25294	99990
350710 RENNET AND CONCENTRATE THEREOF	1227	6671	1979	4536
360690 OTH FERRO CERIUUM/OTH PYROPHORC	1960	1960		18696
370110 X-RAY FILM,PLATE IN FLAT UNEXP	87557	501764	122535	504933
370120 INSTANT PRINT FILM UNEXPOSED	33	6839		6
370130 O.PL&FILM-TEX.PRINTING.EXC.255	54134	328124	58617	374088
370191 O.PL/FILM-COLOUR PHOTOGRAPHY		323		
370199 OTH PHOTOGRAP/PLAT/FILM/UNEXPS		56		625
370210 PHOT-FILM ROLL UNEXPOSE,X-RAY		385	1666	3691
370239 OTH PHOT FILM ROLL ST/UNEXPOSE		7903		1456
370241 PHOT FILM W>610MM,L>200M,COLOR		837		
370243 PHOT FILM W>610MM,L<200M	206	2018		19722
370244 PHOT FILMW>105MM BUT<610MM	7404	137133	35441	125744
370310 PHOT PAPER/BOARD/TEXT W>610MM		228		440
370320 PHOT PAPER/BOARD/TEXT UNEX/COL	2903	40505	3571	6749
370390 OTH PHOT PAPER/BOARD TEXT UNEX	12564	36055	6705	33224
370400 PHOT PLAT/FILM PAPER/BOARD EXP		260	204	241
370500 PHOTO PLATES FILMS EXP/DEV		92		57
370690 OTH CINEMA FILM EXPOSE DEVELOP	538	2580	387	3732
370710 SENSITISING EMULSIONS	6606	42406	13255	41373
370790 OTH CHEM PREP,PHOTOGRAPHIC USE	19925	129773	33278	90855
380110 ARTIFICIAL GRAPHITE	3794	17460	127	11001
380120 COLOIDAL/SEMI COLOIDL GRAPHITE	775	6729	3473	3917
380130 CARBONEOUS PASTE ELECTRODE	1115	4288		2245
380190 OTH,PREP GRAPHITE O/T CARBON	231	13748	10629	23727
380210 ACTIVATED CARBON	24509	86362	7685	87866
380290 OTH ACT CARBON/NAT MINER PROD	22470	85515	7863	68239
380300 TALL OIL WHETHER/NOT REFINED	2195	2195		136
380400 RESIDUAL LYE FROM WOOD PULP NS	4391	58061	25981	93588
380510 GUM,WOOD,SULPHAT TURPENTIN OIL				1005
380590 OTH TERPENIC OIL CONIFER WOOD	6024	54351	5502	41860
380610 GUM ROSIN	103232	309952	43469	352505
380620 SALT OF ROSIN/RESIN ACIDS DERV		28534		26095

Contd.

10.11 Imports by Economic Categories (Detail)

(In Thousand Rupees)

Items	November, 2017	From July, 2017	November, 2016	From July, 2016
380630 ESTERS GUMS	7372	38304		30322
380690 OTH,ROSIN,SPIRIT,OIL,RUN GUMS	2059	22209	5303	26087
380852 DDT<300G REG AGR PESTI ORD71				134
380859 CLOFENOTANE<300 AG PEST ORD71				24
380869 PROD REG UNDER AGR PESTI ORD71	15	15		
380891 MOSQUITO COIL, MATE&THE LIKE	417976	2607481	226506	2245525
380892 FUNGICIDES REG.UNDER A. P.O-71	320669	1276839	164705	1486896
380893 HERBICIDES R.UNDER A.P.O-71	735434	3332692	608264	3176631
380894 DISINFECTANTS	40677	192599	31709	161198
380899 PLANT-GROWTH REGULATORS R.O-71	24377	135215	11147	89752
380910 FINISHING AGENT AMYLACOUS SUBS	351	5859	592	1411
380991 PRINTING GUM STARCH TEX-PRIN	289399	1466446	283264	1266853
380992 OTH FINISHING AGENT DYE CARIER	33483	165408	46068	141312
380993 OTH FINISHING AGENT DYE CARIER	84893	426659	75008	355373
381010 PICKLING PREP METAL SURFACE	16819	176865	23506	184586
381090 PREP. COAT WELD ELECTRODE/CORE	49949	260730	25885	186442
381111 ANTI-KNOCK PREP OF LEAD COMP		147		780
381119 OTHER,ANTI-KNOCK PREPARATIONS	10015	51936	290	11007
381121 ADD LUBRICATE,PET OIL BIT MINE	493538	2500546	446147	2317492
381129 OTH ADDITIVE LUBRICATING OIL	49125	318519	23329	238225
381190 OTH PREP ADDITIVE FOR LIQU USE	48651	558452	50700	601688
381210 PREPARED RUBBER ACCELERATORS	16087	114284	19605	86832
381220 COMPOUND PLASTICIZER RUB PL	348	11624	825	4904
381231 MIX OF OLIGOMERS TRIMETHYL		13583		
381239 OTH OXIDISIN/COMP FOR RUB/PLAS	141376	627856	126765	534925
381300 PREP/CHARG FIRE-EXTINGUISHERS	917	17817	1237	32353
381400 ORGAN COMP SOLVENT/THINNER NES	27557	209167	50727	152756
381511 SUPORTED CATALYST WITH NI/COMP	1015	92740	121315	237714
381512 SUPORTED CATALYST WITH PR/METL	1020615	1021720	14114	14114
381519 ANTIMONY TRIACETATE	33564	711898	425492	510580
381600 REFRACTORY CEMENT,MORTARS,CONS	73158	459839	82330	351492
381700 MIXE ALKYL-BENZEN&MIX AL-NAPHT	983219	4257363	550194	3166812
381800 CHEM ELEMENT/COMP DOP-ELECTRON	42	107		75
381900 HYDRAULIC BRAKE FLUIDS	6329	77438	19005	66935
382000 ANTI-FREEZING PREP/DEICE FLUID	22775	139471	10543	94008
382100 PREP CULTURE MEDIA MICRO-ORGAN	17137	66351	8531	40110
382200 DIAGNOSTIC/LAB REAGENTS/PR-DIA	889057	4427512	608837	2745744
382311 STEARIC ACID	13097	144083	53078	149743
382312 OLEIC (OLIVE) ACID	1660	21166	3885	21395
382313 TALL OIL FATTY ACIDS	3702	6270	992	6320
382319 PALM FATTY ACID DISTILLATE	265141	1476690	216789	1222122
382370 INDUSTRIAL FATTY ALCOHOLS	49507	179698	24716	101689
382410 PREP BINDER FOUNDRY MOUL CORES	18409	103399	8728	54209
382430 NON-AGGLOMERATED METAL CARBIDE		961		
382440 PREPARED ADDITIVES FOR CEMENT	69849	421700	54123	294103
382450 NON-REFRACTORY MORTAR CONCRETE	7140	35292	877	20773
382460 SORBITOL O/TH SUB-H-NO.2905.44	62859	283284	59546	254719
382475 MIX CON CARBON TETRACHLORIDE		51		
382478 CON (PFCs)/(HFCs)BUT NOT(CFCs)	74486	172615	13593	87101
382479 OTH MIX CON HALOGE DER OF METH	8504	33878	58947	71396
382481 MIX CON OXIRANE(ETHYLE OXIDE)		1203		
382484 CONT ALDRIN,CAMPHECHLOR TOXAPH	485	9214		
382491 MIX OF 5ETHYL-2METHL-2OXID-BIS	21324	93499		
382499 GUM BASE USED FOR CHEWING GUM	1153112	5886003	1185415	5768263
382550 WASTE OF METAL PICK LIQUORS				40
382590 OTH RESIDUAL OF CEHM.INDUSTRY				1013
382600 BIODIESE&MIXTURE 70%WT-PET-OIL		155		
390110 POLYETHYLENE SP GRAVITY<0.94	2196582	15218761	2350485	12893947

Contd.

10.11 Imports by Economic Categories (Detail)

(In Thousand Rupees)

Items	November, 2017	From July, 2017	November, 2016	From July, 2016
390120 POLYETHYLENE SP.GRAVITY>0.94	2399564	15368062	2513795	11864881
390130 ETHYLENE-VINYL ACETATE COPLMER	81718	651915	125468	675934
390140 ETHYLENE-ALPHA-OLEFIN G.<0.94		3034		
390190 OTH POLYMER OF ETHYLENE P.FORM	379839	1681340	270526	1347003
390210 POLYPROPYLENE	4071359	21796515	3916221	15878948
390220 POLYISOBUTYLENE	7804	23028	1008	6966
390230 PROPYLENE COPOLYMERS	966344	6840822	1120606	4773502
390290 OTHER OLEFINS IN PRIMARY FORMS	32777	168545	25843	120663
390311 POLYSTYRENE EXPANSIBLE	23519	61197	16702	64449
390319 GENERAL PURPOSE POLYESTYRENE	35958	183495	22051	118114
390320 STYRENE-ACRYLONITRILE COPOLYMR	35384	154819	33081	102614
390330 ACRYLONITRILE-BUTADINE-STYRENE	251407	1647282	252477	1205132
390390 OTH POLYMERS OF STYRENE	25043	90846	20463	110563
390410 POLYVIM-CHLORIE EMULSION GRADE	439829	2462721	321695	1752574
390421 OTH POLYVINYL CHLORIDE, NON-PLA	17359	56232	1939	22768
390422 OTH POLYVINYL CHLORIDE PLASTIC	10598	142212	31133	139924
390430 VINYL CHLORIDE VINYL ACETATE	13441	27096	1179	17290
390440 OTH VINYL CHLORIDE COPOLYMERS	17004	40798	11851	32202
390461 POLYTETRALUOROETHYLENE	131	549	192	697
390469 OTHER, FLUORO-POLYMERS	1362	5720	1045	6834
390490 OTH POLYMERS OF VINYL CHLORIDE	3633	7058	3736	12527
390512 POLYVINYL ACETATE AQUE DISPERS	1434	16876	2668	19011
390519 OTH POLYVINYL ACETATE (PVA)	4484	28535	63	25759
390521 VINYL ACETATE COPOLYMERS AQUEO	40893	224455	31660	168751
390529 OTH VINYL ACETATE COPOLYMERS	5498	86198	26653	72588
390530 POLYVINYL ALCOHOL W/N CON UNHY	253303	993339	168846	1038198
390591 COPOLYMERS	560	12418		7572
390599 ETHERS POLYVINYL	43848	177089	23154	149889
390610 POLYMETHYL METHACRYLATE	17723	117214	22190	63808
390690 CYANOACRYLATE ADHESIVE RETAIL	527018	2487952	387855	1834805
390710 POLYACETALS	13609	223872	17715	87764
390720 OTHER POLYETHERS	593300	3404563	804605	3006970
390730 EPOXIDE RESINS	122097	493515	79693	396402
390740 POLYCARBONATES	75851	648105	73116	549833
390750 ALKYD RESINS	38194	84615	286	177784
390761 POLYYARN & FILM GRD V>78ML/G	26394	535927	166079	1243714
390769 OTH YARN AND FILM GRADES	22786	57680		
390770 POLY(LACTIC ACID)		14049	7177	14643
390791 OTHER POLYESTERS, UNSATURATED	17416	29328	3823	26871
390799 OTH POLYSTERS IN PRIMARY FORMS	135837	567459	97028	303722
390810 POLYAMIDE-6,-11,-12,-6,6,-6,10	21030	154287	15999	98364
390890 OTH POLYAMIDE IN PRIMAR FORM	18318	124529	20040	94523
390910 UREA FORMALDEHYDE MOULDING COM	841	13909	4095	23422
390920 MALAMINE RESINS	28745	145943	26811	88747
390931 POLY(METHYL PHENYL ISOCYANATE)	277186	1528452		
390939 OTHER AMINO-RESINS	23526	63598	95245	659099
390940 PHENOLIC RESINS	30101	160085	27239	143050
390950 POLYURETHANES	415042	1939733	233976	1160280
391000 SILICONES IN PRIMARY FORMS.	397233	2363683	250587	1769317
391110 PETROLEUM RESINS	33515	135294	12031	62107
391190 OTH,POLYSULPHIDE,SULPHONE/PLAS	36165	122251	14120	80541
391211 CELLULOSE ACETATES, NON-PLASTI	1184	1186		
391212 CELLULOSE ACETATES, PLASTICISED	2749	3981	32	8478
391220 CELLULOSE NITRATES, NON PLASTI	79885	370632	66830	350685
391231 CARBOXYMETHYL CELLULOSE & SALT	67048	591593	77021	436143
391239 OTHER CELLULOSE ETHERS	181628	910180	151971	774007
391290 OTH CELLULOSE & CHEM DERIVATIV	39703	229058	34304	171231
391310 ALGINIC ACID, ITS SALTS & ESTER	183436	862328	134675	726221

Contd.

10.11 Imports by Economic Categories (Detail)

(In Thousand Rupees)

Items	November, 2017	From July, 2017	November, 2016	From July, 2016	
391390	PROTEIN HARDENED	20458	198328	19029	122748
391400	ION-EXCHANGERS OF CONDENSATION	29710	235390	12172	130906
391510	WASTE,ETC OF ETHLY/POLYM/PLAST	7722	28358	3423	7343
391530	WASTEETC OF VINYL-CHLORIDE/PL	88017	412040	23688	121373
391590	WASTE,ETC PLASTIC/PARING	96326	484225	58337	113710
391610	MONOFILAMENT D>1MM RD/ST/PROFI		9851		1229
391620	MONOFILAMENT D>1MM-PL PO VICHL	13011	82071	10294	48557
391690	OTH MONOFIL D>1MM PLASTIC-TOH	16686	75891	6482	62273
391710	ARTIFI GUTS OF HARDEN PROTEIN	229	229		10628
391721	TUBE,PIPE HOSES,RIGID,OF POLYM	121494	196654	10460	131616
391722	TUBE,PIPE HOSES,POLYMER OF PRO	6580	68851	4848	15843
391723	HEAT SHRINKABLE SLEEVES/TUBES	33048	113969	13642	60935
391729	TUBE,PIPE HOSE,RIGID,OTH PLAST	3496	43013	92669	310304
391731	FLEXIBLE TUBE,PIPE B-PRE27.6MP	17383	66282	22778	67230
391732	OTH,TUBE,PIPE HOSE W/OUT FITNG	955	6967	687	9526
391733	OTH TUBE,PIPE NOT REINFORCED	1072	11704	2459	9499
391739	O-HEAT SHRINKABLE SIEEVES/TUBE	44848	404454	29438	411187
391890	FLOOR COVERING OF OTH PLASTICS	6200	31124	10733	82798
391910	INSULATING TAPE DOUBLE SIDE	198029	824220	111853	617502
391990	ORIENTED POLYPROPYLENE P-TAPE	319804	1818711	284376	1433876
392010	OTH PLATES,ETC PLASNON-CELULAR	232479	807161	148390	864513
392020	BIAXIAY ORIENT(BOPP)FILM PLAIN	171989	653846	133544	575316
392030	OTH PLATE,SHEET,ETC OF PLASTIC	9025	223019	25735	227769
392043	OTH PLATE,MAT OF VINYL CHLORID	80081	423253	53688	312892
392049	POLYVINYL CHLORIDE RIGID FILM	139244	567137	90856	507894
392051	OTH PLATE,ETC ACRYLIC POLYMERS	6426	41279	4930	32503
392059	OTH PLAT,ETC OTH ACRYLPOLYEER	12007	51602	7242	36318
392061	POLY CARBONATE IN PLATE, ETC	39	13644	333	17048
392062	OTH PLATE ETC POLY(ETH TEREPH)	68287	148864	53559	314058
392063	POLYS FILM OF UNSAT-POLYSTERS	14864	62212	3208	28085
392069	OTH PLATES ETC OF OTH POLYESTR	3475	44866	14606	45150
392071	OTH PLAT ETC PLAS OF REG CELUL		4380		5134
392079	OTH PLAT ETC-PLAS OF CEL DERIV		1135		424
392091	OTH PLATETC PLAS OF PO BUTRAL	5793	25408		19066
392092	OTH PLAT ETC-PLAS OF POLYAMIDE	21	12297	5100	6913
392093	OTH PLAT ETC-PLAS OF AMINO-RES			6	20
392094	OTH PLAT ETC-PLAS OF PHENORES	1308	2493	37	1265
392099	OTH PLAT ETC-PLAS OF OTH PLAST	80393	396584	61001	211097
392111	PLATES ETC OF PLAS POLY/STYREN	590	23294	4004	23087
392112	PLAT ETC PLASTIC CEL P-VIN-CHL	47885	249290	37099	271504
392113	PLAT ETC PLA CEL OF POLUURETHA	16916	110871	44866	186665
392114	PLAT ETC PLA CEL OF REGERATED	1895	19989	4580	14235
392119	FLAT SHET ETC PLA CEL OTH PLAS	51852	191563	24802	133022
392690	SYNTHETIC FLOTS FOR FISHNG NET	460470	2442255	457428	1829439
400110	NATURAL RUBBER LATEX	241680	1319970	169721	863670
400121	SMOKED SHEETS	86555	521043	94242	270122
400122	TECH SPECIFIED NATURAL RUBBER	434081	1769632	248694	1276712
400129	OTHER NATURAL RUBBER	17665	93361	34202	108449
400211	STYRENE-BUTADIENE RUBBER LATEX	157530	695401	57378	406920
400219	STYREN BUTADIEN RUBER CARBXyla	374428	1644718	105434	1030218
400220	BUTADIENE RUBBER (BR)	3229	94104	127132	177794
400231	ISOBUTENE-ISOPRENE RUBBER(IIR)	210850	872578	233177	1106194
400239	OTH,HALO-ISOBUTENE-ISOPRENE RU	20567	71774	29193	56373
400241	CHLOROPRENE RUBBER LATEX (CR),		438		
400249	CHLOROPRENE RUBBER O/THAN LATX	93313	285302	18307	164206
400251	ACRYL BUTADIENE RUBBER LATEX	2503	2516		
400259	ACRYL BUTAD RUBBER O/THAN LATEX	45337	168846	44360	177036
400270	ETHYL PROPLENE-NON-CONJUGATED	13000	75253	11889	96654

Contd.

10.11 Imports by Economic Categories (Detail)

(In Thousand Rupees)

Items	November, 2017	From July, 2017	November, 2016	From July, 2016
400291 OTH SYNTHETIC RUBBER FACTICE		441		123
400299 OTH SYN RUBBER FACTICE D/F OIL	16535	110540	23677	93952
400300 RECLAIMED RUBBER PRIMARY FORM	45760	179249	18122	134135
400400 BAGOMATIC BLADDER SCRAPE	72029	360632	72874	248428
400510 PLATES OF UNVULCANISED RUBBER	58840	177895	24724	95258
400520 SOLUTION/DISPERS O/T H-4005.10	1107	1359	401	416
400591 PLATE,SHEET STRIP UN-VUL RUBER	183	4503	2429	5388
400599 OTHER COMPOUNDED RUBBER	13541	55688	18044	59559
400610 CAMEL-BACK STRIP RETR RUB TYR				83
400690 OTH FORM&ARTIC UNVULCAN RUBBER	5825	13891	14	2592
400700 SINGLE CORD VALCANISED RUBBER	40139	159299	27416	129288
400811 WEA STRIP DOOR VH-87 CE-RUBER	24793	52017	11874	34941
400819 W-STRIP CAR DOOR-H8703 CEL-RUB	728	12358	2295	9904
400821 W-STRIP DOOR-H8703 NON-CEL-RUB	20316	120205	34068	130367
400829 O-SH.STRIP,H-87032113,DOOR/LUG	1740	37230	2777	24066
400911 HOSES VEH SUB-H 8701,2,4 V-RUB	58857	253225	30082	179319
400912 TUBE,PIPE OF RUBER WITH FITING	1328	8951	8239	18622
400921 HOSES VEH S-H 8701,2,4 M+-RUBB	6627	24986	2568	18744
400922 TUBE,PIPE OF RUB WITH METL.FIT	1594	13157	1251	14806
400931 HOSES VEH S-H 8701,2,4 TEX+RUB	3180	36317	8407	36078
400932 TUBE,PIPE RUB W/TEX.METL.FIT	37	4579	748	3351
400941 HOSES VEH SH 8701,2,4.RUBB+O/M	13845	37910	10799	29069
401700 HARD RUBER IN ALL FORMS/ARTICL	1375	41084	1278	5042
410120 W.HID&SKIN BOV.WT8-10KG.UN.SPL			2540	2540
410150 HIDES BUFFALO WT>16 KG	18764	125551	21748	146182
410210 LAMB SKIN WITH WOOL,RAW FR/DR	102229	730730	240600	745492
410221 LAMB SKI W-OUT WOL PICKLED RAW	54301	507872	21109	144074
410229 OTH RAW SK SHEP/LAM W/OUT WOOL	581	17936	2589	13316
410390 OTH GOAT SKINS, RAW	32535	157736	36995	167770
410411 HIDE/SKIN FULL GRAIN UNSPLIT		7285	1158	7829
410419 OTH HIDE,SKIN WET STATE	9	17914	18588	68241
410441 HIDE,SKIN FULL GRAIN DRY STATE				7078
410449 OTHER HIDES DRY STATE(CRUST)	336	2302		1057
410510 WET BLUE LAMB,SHEEP SKIN	41429	245655	52752	295420
410530 SHEEP/LAMB SKIN NO WOOL CRUST	3	3		24
410621 GOAT/KID SKIN WET BLUE	26259	153560	38866	127637
410622 GOAT/KID SKIN CRUST	912	3637	5836	21013
410691 OTH WET BLUE SKINS			535	535
410712 WHOLE HIDE/SKIN GRAIN SPLIT BV	172	14865	198	241
410719 OTH WHOLE HIDE/SKIN BOV ANIMAL	136580	515088	87741	337872
410792 OTH HIDE INCL SIDE GRAIN SPLIT	4572	20647		
410799 OTH LEATHER FURTHER PREPARED	7781	57593	9778	74617
411200 PREPARED LEATHER SHEEP/LAMB	784	32625	1601	14662
411310 LEATHER PREP.AFTER TANN GOAT	2993	33717	14860	72280
411330 REPTILE LEA PREPAR AFTER TANED				337
411390 OTH LEA FURTHER PREP.AFTR TANE	2950	12736	25235	52454
411420 PATENT LAMINATED METALIS LEATH		2659	33	3902
411510 COMP. LEATHER WITH BASIS LEATH	2185	23585	247	14898
411520 PARINGS, OTH WASTE OF LEATHER	1039	10458	726	2917
420600 ARTI OF GUT OF BLADER/ TENDONS			16	30
430180 OTH FURSKINS, WHOLE		176		
430219 LEA SHEARLING-FINISH LEA W-WOL	1713	43926	1333	28001
430220 HEAD,TAILS,PAWS&OTHER CUTTINGS			4	4
440122 WOOD IN CHIPS OR PART NON-CON		529		
440311 CONFWOOD TRET WIT PAINT,STAIN	20374	72976	34753	105352
440312 NON CONF.WOOD WIT PAINT,STAIN		2294		
440321 WOOD OF PINE CROS-SEC> 15CM	18290	60184		
440322 WOOD OF PINE OTH CROS-SEC	4227	15107		

Contd.

10.11 Imports by Economic Categories (Detail)

(In Thousand Rupees)

Items	November, 2017	From July, 2017	November, 2016	From July, 2016
440324	WOOD OF FIR OTH CROS-SEC	301	9693	
440326	OTH CONIFEROUS WOOD	1408	32129	35192
440349	SAWLOGS & VENEER LOGS NON-CONF	18018	122686	7078
440394	WOOD OF BEECH OTH CROSSEC		2247	128742
440399	WOOD OF OTHER NON-CONF SPECIES	217297	1380533	227018
440410	CONIFEROUS HOOPWOOD,POLE,PILE	165	32706	6909
440420	NON-CONIF HOOPWOOD,POLE,PILE		49	18
440799	OTH WOOD NON-CONF.SPECIES	113670	707813	178309
440810	CONIFEROUS SHEET FOR VENEERING	12894	53541	8421
440839	OTH VENEER SHEET/TROPICAL WOOD	808	14842	5276
440929	OTHER NON-CONIFEROUS WOOD	34	4052	42
441011	PARTICLE BOARD OF WOOD	28155	75189	23233
441012	ORIENTED STRAND BOARD UN-WORKED		1983	730
441019	OTH P-BOARD OF LIGNEOUS MATERI	51	132	749
441090	OTH P-BOARD NOT AGGLOM W-RESIN	1824	8929	517
441112	(MDF)THICKNESS NOT EXCEEDI 5MM	38015	175220	105108
441113	(MDF)THICKNESS 5MM TO 9MM	17251	57511	25566
441114	(MDF)THICKNESS EXCEEDING - 9MM	179937	843659	188614
441192	OTH (MDF)DENSITY EXC 0.8 g/cm3	469	17783	44090
441193	MDF-NOT MECH-WORKED-.5-.8G/cm2	221090	855724	151935
441194	OTH (MDF)DENSITY NOT> 0.5g/cm3		5607	1972
441210	P-WOOD,VENEER PANELS OF BAMBOO	468	22389	2598
441231	OT P-W OUTER PLY TROPICAL-WOOD	1936	10663	922
441233	OT P-W OUTER PLY NON-CONIFE-WD	7018	55108	39332
441234	N.CONF WOOD WIT ONE OUTER PLY	32784	152365	210953
441239	OTH PW CONSIST OF WD SHEET-6MM	17970	144307	9814
441294	OTH BLOCKBOARD,LAMINATED&BATEN		2099	99418
441299	OTH PW CONSIST OF WOOD SHEET	8801	48955	4484
441400	WOODEN FRAMES FOR PAINTINGS	761	3921	8038
441510	CASES,BOXES,CRATES,SIM/PACKING	316	3335	629
441520	BOX PALLETS& OTHER LOAD BOARD		970	407
442191	OTH ARTICLES OF BAMBOO	67	120	1355
442199	BOBBINS	34800	133881	589
450110	NATURAL CORK,RAW/SIMPLY PREPAR		1030	2985
450190	WASTE CORK,CRUSHED,GRANULATED		2961	75159
450200	NATURAL CORK,BLOCK,PLATE,SHEER		61	719
450310	CORKS AND STOPPERS			530
450390	OTHER ARTICLE OF NATURAL CORK			16
450410	IMPREGNATED CORK SHEET	4059	17224	16
460290	OTH BASKET WORK VEGE MATERIAL	354	4534	8
470100	MECHANICAL WOOD PULP	62862	335549	8
470311	CHEM WOODPULP UNBLECHED CONIFE	38232	315248	114
470319	CHEM WOODPULP UNBLE NON CONIFE	12098	42172	942
470321	CHEM WOODPULPSEMIBLEACH/BLEACH	506950	2779852	922
470329	OTH CHEMWOODPULP BLE/SEMI-BLEH	376554	1843516	378
470429	CHE W-PULP,S-BLE/BLE NON-CONIF	60194	250274	55513
470500	SEMI-CHEMICAL WOOD PULP	137748	590146	192463
470620	PULP OF FIBRES DERI FROM W-SCR		2541	89
470691	PULP OTHER CELL MATERIAL MECH			23665
470710	UN-BLCH KRAFT PAPER IN BUNDLES	3513	5329	93
470720	OTH PAPER OF CHEM-PULP-BUNDLES		206	39754
470730	PAPER/BOARD IN PRESSED BUNDLES			4438
470790	UNSORTED WASTE PRESED BUNDLES	128096	1044625	6576
480100	NEWSPRINT,IN ROLLS OR SHEETS	445162	2489992	189430
480210	HAND-MADE PAPER & PAPERBOARD	468	977	528937
480220	PAPER/P-BOARD PHOTO-SENSITIVE	94	183	7
480240	WALL PAPER BASE	57	287	151
480254	OTH PAPER & PAPERBOARD<40G/SQM	7742	33795	70

Contd.

10.11 Imports by Economic Categories (Detail)

(In Thousand Rupees)

Items	November, 2017	From July, 2017	November, 2016	From July, 2016
480255 PRINT PAPER,UNCOATED IN ROLL	387126	1264298	154241	1135164
480256 OTH PAPER&PAPERBOARD IN SHEETS	3124	28517		15995
480257 OTH PAPER WT 40-150 G/M2	9260	68521	23350	99136
480258 ART PAPER,UNCOATED WT>150G/M2	74691	338238	58687	224616
480261 OTH PAPER&PAPERBOARD IN ROLLS	917	996	245	1200
480262 OTH PAPER&PAPER BOARD IN SHEET	500355	1695447	426626	1842568
480269 OTH U-C CARBONISING BASE PAPER	45828	274645	6926	110205
480300 TOILET FACIAC TISSUE/TOWEL ETC	34638	145777	41610	231250
480411 KRAFTINER UN COATED UN-BLEACH	154176	889414	116554	787978
480419 OTH KRAFTLINER UNCOAT ROL/SHET	65673	329977	142359	344185
480421 SACK KRAFT PAPER,UNBLEACHED	619174	2959859	346051	2033532
480429 OTH SACK KRAFT PAP UN-COT RISH	22	4806		927
480431 OTH KRAFT P1BORD WT150G/SQMUNB	73390	372531	15818	241628
480439 OTH UNC K-P/BORD WT150G/SQMUB	37214	57738	10877	81670
480441 OTH KR.P/BORD W>150G<2259-UNBL			584	584
480442 OTH KRAFT 150-225G BLECH		1810		3636
480449 OTH KRAFT PAPER IN ROCC/SEETS		489		
480451 OTH KRAFT PAPER 225G ON BLEACH		8184	10988	14865
480459 OTH KRAFT PAPER IN ROLL 225G	5380	38214	16796	65080
480511 SEMI-CHEMICAL FLOUTING PAPER	40889	43755	73530	172390
480519 OTHER FLUTING PAPER	4484	24860	27509	41474
480524 TESTLINER BD WT150G/M2 OR LESS	1865	15576	13252	41642
480525 TESTLINER BOARD WT>150 G/M2	18368	89560	11156	55572
480530 WRAPPING PAPER,UNCOAT	8076	70488	14929	50789
480540 FILTER PAPER/PAPERBOARD,UNCOAT	2800	14660	2577	8565
480591 P/BOARD W150g DI-ELE St.5KV/MM	38730	202768	45520	167947
480592 P/BOARD W225g DI-ELE St.5KV/MM	6615	121007	6003	73824
480593 P/B W225g OR> DI-ELE St.5KV/MM	28182	140191	18074	92399
480610 VEGETABLE PARCHMENT PAPER	1598	7709	2850	4188
480620 GREASEPROOF PAPERS	3253	7864	3132	6549
480630 TRACING PAPERS			2040	10982
480640 PAPER, GLASSINE	24136	63981	3974	59464
480700 COMPOSITE P/BOARD STICKING FLA	4174	13476	713	1662
480810 CORRUGATED P&P/BOARD PERFORTE				869
480840 SACK KRAFT PAPER CREPED/EMBOSD		3477	908	2977
480890 OTH PAPER,CREPED/EMBOSSD/PERF	946	14267	1256	18077
480920 SELF COPY PAPER	28854	369907	42761	242670
480990 OTH COPYING / TRANSFER PAPERS	13254	65494	750	14519
481013 ART PAPER COATED IN ROLLS	143887	1062943	155877	591725
481014 P&P/B IN SHEET 1-SIDE<435/297M	2570	5928	479	2883
481019 OTHER WRITING PAPER	41624	355075	34492	209714
481022 LIGHT WEIGHT COATED PAPER				7
481029 OTH LIGHT WEIGHT COATED PAPER	269864	1415555	194696	1046203
481031 KRAFT PAPER&BOARD WT 150G/M2		13007		6008
481032 KRAFT PAPER&P/BOARD WT>150G/M2		21450	4396	15927
481039 OTH KRAFT PAPER&P/BOARD BLEACH	197	9065	1161	3638
481092 OTH PAPER&P/BOARD MULTI-PLY	846239	4855447	932580	4791887
481099 OTH PAPER&P/BOARD COATED	45596	214106	18799	172139
481110 P&P/BOARD,TARRED,BITUMINISED	2	16		1685
481141 GUMMED ADHESIVE PAPER & BOARD	189854	823323	141480	760377
481149 OTH GUMMED/ADHESIVE P&P/BOARD	12688	44435	1668	101505
481151 PAPER&PAPER BOARD PLASTIC COAT	16512	44084		2682
481159 THERMAL FAX PAPER	315138	2206459	195144	1381614
481160 WAX PAPER	92592	363720	114941	352026
481190 OTH P&P/B CELLULOSE WADDING	154362	784070	159249	676185
481320 CIGRETTE PAPER IN ROLL WTH SCM	59913	357756	43964	189276
481390 OTH CIGARET PAPER,BOOKLET/TUBE	45002	263194	34378	152111
481420 WALL PAPER COVERD WITH GRANITE	29375	194015	23035	83265

Contd.

10.11 Imports by Economic Categories (Detail)

(In Thousand Rupees)

Items	November, 2017	From July, 2017	November, 2016	From July, 2016
491199 OTHER, PRINTED MATTER	25756	132518	28765	165231
500100 SILK-WORM COCOONS FOR REELING		775		
500200 RAW SILK (NOT THROWN)	11400	146805	5583	146334
500300 SILK WASTE, YARN WASTE&G-STOCK				50
500400 SILK YARN,NOT RETAIL SALE	12944	166648	23667	176835
500500 YARN SPUN FROM SILK,WASTE NRS	40526	235784	44749	270825
500790 OTHER SILK FABRICS	117724	608432	77081	727398
510111 SHON WOOL GREASY		7225	647	13580
510119 OTHER GREASY FLEECE WSHED WOOL	5055	69369	20954	107417
510121 SHORN WOOL, DEGREASED				8333
510129 OTHER DEGREASED WOOL NOT CORBO	5803	9127	485	11695
510130 CARBONISED WOOL		58686	21831	88106
510211 FINE ANIMAL HAIR OF KASHMIR				77
510219 OTH FINE ANIMAL HAIR KASHMIR	74	110		
510320 OTH WASTE OF WOOL/ANIMAL HAIR				194
510330 WASTE OF COARSE ANIMAL HAIR				11359
510510 CARDED WOOL	1752	3600		7703
510529 OTHER WOOLTOPS&COMBED WOOL	6562	45704		28856
510539 OTH F-ANIMAL HAIR,CARD/COMBED		2		837
510610 YARN OF CARDED WOOL 85% WT WOL	18115	173237	21189	145116
510620 YARN OF CARDED WOOL<85% W WOL	11424	22745	1729	43022
510710 YARN OF COMBED WOOL=>85%	1480	6646	761	41293
510720 YARN OF COMBED WOOL-WEIGHT<85%	158	735		
510810 YARN OF ANIMAL HAIR CARDED.				156
511300 WOV. FAB. COARSE ANIMAL HAIR.		418		
520100 LENTH NOT EXCEEDING 20.5MM	2291356	7831186	1834755	12413099
520210 YARN WASTE(INCL.THREAD WASTE)	11591	49018	4551	15032
520291 GARNETTED STOCK	2273	66234	9014	13638
520299 OTHER COTTON WASTE	6878	87431	7972	65926
520300 COTTON, CARDED OR COMBED.		87		1173
520411 COTTON SEWING THREAD 85%/MORE		3784		2121
520419 OTH COTTON SEWING THREAD 85%>	2114	9336	251	2100
520420 COTTON THREAD FOR SEWING		99	851	1056
520511 SIN.COT.YAR.U.COM.FIB.D-714.29	17360	32733	4626	41087
520512 S-COT.YARN UCF.D-232.56-714.29	168657	663360	33836	160568
520513 S-COT.YARN UCF.D-192.31-232.56	409065	1014468	131184	467807
520514 S-C. YARN UCF D-125.00-193.31.	33721	121460	31028	84153
520515 S/C YARN UCF.D< 125.00-193.31.			4027	13176
520521 S/C YARN COM.FIB D-714.29/MORE			18551	55228
520522 S/C YARN L.F.DX.232.56-714.29	25858	131558	54875	215951
520523 S/C.YARN L.F.DX.192.31-232.56	56095	72994	23635	54312
520524 S/C YARN COM.FIB.125-192.31-DX	522728	1838653	179350	782363
520526 S/C YARN L.F. DX. 106.30-125.	7547	63578		
520527 S/C YARN COM.FIB.106-36-125-DX	364589	1235497	140586	968002
520528 S/C YARN COMBED FIB.< 83.33-DX	128503	864771	201493	837834
520531 MUL/CAB.C/Y.ULF.>714.29DECITEX		11114	26961	181502
520532 MUL/CAB C/Y ULF.232.56-714.29D		3841	1803	3662
520535 MUL/CAB.C/Y UN.COM.FIB<125.DX.				25436
520542 MUL/CAB.C/Y CF.232.56-714.29DX	20564	51200	1891	12485
520543 MUL/CAB.C/Y CF.129.31-232.56DX		4702		313
520544 MUL/CAB.C/Y C.FIB-125-192.31DX		61505		41
520547 MUL/CAB C.Y CF.83.33-106-38 DX			9711	18467
520548 MUL/CAB.C/Y COM.FIB.< 83.33.DX		1288	18026	56404
520611 S/C YARN UN COM. FIB>714.29 DX	21781	47194	20528	59124
520612 S/C YARN UN.COM. FIB.<71429.DX	3084	12660	1043	10101
520622 S/C YARN COMBED FIB.<714.29DX		66		
520634 MUL/CAB C/Y UCF <192.31,125DX				1346
520635 MUL/CAB C/Y UN-COM F/B<125DX			4283	5882

Contd.

10.11 Imports by Economic Categories (Detail)

(In Thousand Rupees)

Items	November, 2017	From July, 2017	November, 2016	From July, 2016
520645 MUL/CAB C/Y COM FIB<125DX	871	871		2239
520710 C/Y CON>85 % WT OF COT PER-SAL		2782	86	254
521225 OTH W-FAB COT PRINTED>200G/SQM		840	272	293
530129 OTH, FLAX,HACKLED NOT SPUN	5745	45474	16335	64884
530290 OTH,TRUE,HEMP RAW,PROSS N-SPUN				348
530310 JUTE, CUTTING	571500	1827046	431178	1352130
530500 SISAL&OTH TEX-FIBRES,GENUS,RAW	14413	76027	9288	56623
530610 SINGLE FLAX YARN	19055	53832	85	34048
530620 MULTIPLE OR CABLED YARN		184		952
530710 SINGLE,YARN OF JUTE OR OTH FIB	2991	56560	2155	50553
530720 MULTIPLE OR CABLED YARN(RAMIE)	3665	26276		15763
530810 COIR YARN	5971	28055	3533	22781
530820 TRUE HEMP YARN		333		
531100 WOV FAB OF OTH VEG TEX FIB		168	720	1478
540110 SEWING THREAD SYTHA FILAMENT	19516	138900	9202	106157
540120 SEWING THRE VISCOSE RAYON DYED	107612	604030	124752	790698
540211 HIGH TENANCITY YARN OF ARAMIDS		293		1918
540219 OTH HIGH TENANCITY NYLON YARN	903	6039	1493	9604
540220 HIGH TEN YARN OF POLYESTERS	1640	20934	3620	18009
540231 FILAMENTS YARN NYLON POLY 50	109507	501090	87044	378630
540232 FILAMENTS YARN NYLON/OTH POLY	12389	96168	19104	149515
540233 FILAMENTS YARN OF POLYESTERS	1389998	7124951	2015603	7758128
540234 TEXTURED YARN OF POLYPROPYLENE	33405	178927	34221	158539
540239 OTH, SYNTHETIC FILAMENTS YARN	33443	174500	21383	95963
540244 ELASTOMERICYARN(POLYURETHANE)	424972	1775712	383723	1861979
540245 ELASTOMERIC YARN OF NYLON	36229	274256	39583	181740
540246 ELASTOMERIC YAR,POLY-PARTIALLY		29698	2920	12474
540247 ELASTOMERIC YARN OF POLYESTERS	686060	3152539	764445	2579838
540248 O-ELASTOMERIC OF SPANDEX/LYCRA	22808	38070	5117	34205
540249 OTH,YARN,SINGLE,50 TURNS/MTR	32120	69796	14158	42568
540251 OTH S/Y TWIST>50/M NYLON,POLYA	6923	27130		16331
540252 OTH S/Y TWS>50/M OF POLYESTER	91478	406914	47379	325921
540259 OTH S/Y TWS>50M OF OTH POLYEST		396		21
540261 OTH Y-MULTIPLE/CAB NYLON/POLYM		4644	29	2949
540262 OTH Y-MULTI/CAB OF POLYESTER	54994	303364	113420	490960
540269 OTH Y-MULTI/CAB NOT RETAIL SAL	22805	58411		26595
540331 OTH Y/S UN-TWST VISCOSE RAYON	1041831	5399350	1083564	5224871
540332 OTH Y/S VIS RAY >120TURNS/MTRS	438227	2607851	507740	2033684
540333 OTH YARN,SINGLE CELLULOSE ACET	23927	31663	13744	40157
540339 OTH YARN CUPRAMMONIUM RAYON	17826	742968	110105	537027
540341 OTHER YARN OF VISCOSE RAYON		12133		5463
540349 OTH ARTI FILAMENT YRN VIS RAYO	12	12		
540411 ELASTOMERIC SYN-MONOFILAMENT	4681	11060		1875
540412 OTH MONOFILAMENT OF POLYPROPYL	1235	26208	2593	5375
540419 OTH SYN MONOFILAMENT OF 67-DEX	12734	84546	18893	77582
540490 OTH SYNTH YARN & SYNTH TEX MAT	20983	55502	4385	48042
540500 ARTIFICIAL MONOFILAMENT67D/MORE			6	5993
540834 OTH WOV FAB ART.FIL YARN PRINT		46397		223
550110 SYN FIL TOW NYLON/OOPOLYAMIDES		722		
550120 SYN FILAMENT TOW OF POLYESTERS	5204	8411	6309	21820
550130 ACRYLIC OR MODACRYLIC	204374	310235	55949	919528
550190 SYNTHETIC FILAMENT TOW,N.S.	6553	25876		
550210 ART-FIL TOW OF CELULOSE ACETAT	37905	133040		
550290 ART FIL TOW OF VISCOSE RAYON	324881	1568521	178460	1138054
550311 SYN STAPL FIB OF NY OF ARAMIDS	181253	699597	90928	220660
550319 OTH SYN STSPL FIB NOT CARD/COM	578	77617	14357	48781
550320 SYN FIB NOT CRD/COM<2.22DECX	458014	3424602	699878	3365855
550330 SYN STA FIB ACRYLIC N-CRD/COMD	77858	940258	75244	646193

Contd.

10.11 Imports by Economic Categories (Detail)

(In Thousand Rupees)

Items	November, 2017	From July, 2017	November, 2016	From July, 2016
550340 SYN STAFIB POLYPROPYLENE N-C/C		4064	5243	13565
550390 SYN STAPLE FIB NOT CARDED/COMB	6375	68063	9262	56471
550410 ART-STA FIB VIS RAYON N-CRD/CO	1948982	11717559	1312018	10568254
550490 OTH ART STAPLE FIB NOT CARDED	386885	2740309	416948	2032892
550510 WASTE SYNTHETIC FIBRES	3259	12293	3156	3898
550520 WASTE ARTIFICIAL FIBRES		307		2167
550610 SYN STA FIB CRD,COM SPIN NYLON		4472		4752
550620 SYN STA FIB CRD,COM SPN POLYES	39674	101065	26215	103598
550630 ACRYLIC FIBRES CARDED/COMBED	33851	202487		3485
550690 SYNTHETI FIB CARDED/COMBED NS		1	1	88
550700 ARTIFI STAPLE FIB CARDED/COM		3051		728
550810 SEWING THREAD SYN STAPLE FIBRE	2032	14046	6524	21942
550820 SEWING THREAD ART STAPLE FIBRE	3394	3431		
550911 S/Y STA FIB 86% WT NYLON		7299	7880	52914
550912 MULTI CAB YRN SYN FIB NYL 85%W	12621	25241	5834	14493
550921 S/Y SYN STA FIB 85% WT POLYSTR	198483	1426574	209114	1164088
550922 MULTI STA FIB 85% W POLYESTER	162247	911123	103305	632231
550931 SINGLE YARN85% OR MORE ACRYLIC	638	17874	17315	47308
550932 MUL/CAB YARN 85% ACRYLIC FIB	2583	51014	57632	160732
550941 SINGLE YARN 85% WT SYN STA FIB	510	14410	11896	97028
550942 MUL/CAB YARN SYN STA FIB 85%WT	12261	34387		390
550951 O/YRN POLYES STA FIB MIX ARTIF	131926	1295698	260285	1254195
550953 OTH YRN OF POLYESTER MIX COTTN	8985	52893	926	35989
550959 OTH YRN OF POLY STAPLE FIBRE	24014	282214	26454	209348
550961 O/YRN OF ACRYLIC S-FIB MX WOOL			158	33605
550969 YARN ACRYLIC FIB NOT FOR R-SAL	32797	101009	13831	114454
550999 OTH YARN SYN FIB NOT FOR R-SAL	1652	15053		1404
551011 S/YRN ART STA FIB>85% STAPLE-F	31561	399047	24962	419462
551012 MUL/CAB YARN ART STA FIB>85%W		159		169
551090 O/YRN ATT STA FIB<85%ART ATA-F	10360	40036	10503	57114
551120 YARN<85% BY WT SYN STAP FIBRE		6022	92539	110979
560290 OTH FELTS,NOT IMPREGNATE,COAT	27241	129057	13830	79628
560311 N-WOVNS, M-MADE FILA>25G/SQM	216808	822300	140862	596192
560312 N-WOV,M-MAD FIL>25G/SQM>70GSQM	160284	578622	99850	518403
560313 N-WOVNS,M-MAD FIL>70G/SQM>150G	48288	195124	62373	185329
560314 N-WOV,M-MAD FLAME WT>150G/SQM	20796	103203	17964	93130
560391 OTH NONWOVENS, WT>25 G/SQM	3106	28318	475	7300
560392 OTH N-WOV,WT>25G/SQM>70 G/SQM	7453	32818	5281	26690
560393 OTH,NON WOVEN>70G/SQM>150G/SQM	3221	27663	3147	16642
560394 OTH,N-WOVEN WEIGHING>150G/SQM	246657	1016687	200743	1130910
560410 RUBBER THREA AND CORD,TEX COVE	1126	6705	274	3889
560490 OTHER,TEXTILE COVERED MATERIAL	11271	53371	3450	34519
581099 OTH TEXTILE MATERIAL.	12718	27091	22	805
581100 QUILTED TEXTILE PRODUCT PIECE.	12209	47141	10565	36466
590110 TEX FAB.GUM COATED/AMYLAC,SUBS		6009	7027	13201
590290 OTH,TYRE CORD FAB YARN VIS-RYN		2370	28	1599
590310 TEX.FAB.IMP,COV/LMTD PICAL.	250071	1052073	179228	826289
590320 TEX.FAB IMP,COATED,POLYURETHAN	188586	922913	177690	725552
590490 OTH FLOOR COVERINGS, LINOLEUM				8
590500 TEXTILE WALL COVERINGS.		478		
590610 ADHESIVE TAPE < 20 CM	16703	58120	1255	18514
590691 RUBBERISED TEX FAB,KNIT/CROCH		4297		
590699 OTHER,RUBBERISED TEX FAB,N.S	8316	42027	12942	38186
590700 TEXTILE FABRICS O/W IMPG/COATD	27421	111962	19750	141763
630800 SETS OF WOVEN FABRICS AND YARN			12	102
630900 WORN CLOTHING&OTH WORN ARTICLE	1433377	6932965	1334429	6725980
631010 USED&NEW RAGS,SCRAP,TWINE,ETC	1780	2981		
640590 CANVAS FOOTWEAR	38860	210289	30677	144932

Contd.

10.11 Imports by Economic Categories (Detail)

(In Thousand Rupees)

Items	November, 2017	From July, 2017	November, 2016	From July, 2016	
640610	OTH PARTS OF FOOTWEAR N.S.	2486	44492	183	81067
640620	SOLES OF RUBBER	6610	55728	7214	67055
640690	PARTS OF FOOTWEAR/OTH MATERIAL	3198	15311	1837	14202
650100	HAT-FORM/BODY,HOODS OF FELT				47
700800	MUL-WALLED INSULATE UNIT GLASS	13995	29810	19901	71602
700910	R-VIEW MIRRO VEH H-8703,4&8711	14215	61399	8317	36371
700991	UNFRAMED GLASS MIRRORS	52282	300303	68228	251070
701399	O-GLASSWARE INDOOR DECORATION	160777	950205	208338	793859
701890	GLASS EYES	48731	160907	4155	23148
701911	SILVER/ROVINGYARN C/STAND=50MM		1063	247	764
701912	ROVINGS	1372	39212	4462	51992
702000	ARTICLES USED FOR IND PURPOSE	35645	183142	11831	51385
710110	NATURAL PEARLS	1292	1292		2
710310	UN-WORKED/SIMPLY SAWN PRE-STON	397	1896		1212
710399	OTH SEMI/PRE STONES WORKED N.S		163		13
710590	OTH DUST/POWDER NAT SYN PRE ST				57
710691	SILVER UNROUGHT 50kg & ABOVE		35238		24
710692	SILVER SEMI-MANUF 50kg & ABOVE	138	8955	3396	26895
711019	OTH PLATINUM OTH SEM MFG FORM	661	661		
730890	PILLARS ETC FOR STRUCTURS I/S	849345	4706702	856666	7165455
730900	RESERVATORS,TANKS,VATS SIMICONT	66132	167356	62291	224880
731010	TANKS,CASKS,DRUMS,CANS,BOX>50	579	10324	263	7014
731021	CAN,CLOSED BY SOLD/CIMP CAP<50	3157	31839	37272	56028
731029	OTH TANK,CASK,DRUM,BOX CAP<50	150789	515999	133971	324269
761090	ALUM STRUCTURE & PARTS N.E.S.	78215	428983	44713	235135
761100	ALUM RESERVOIRS,TANKS VATS ETC		100		45
761210	COLLAPSIBLE TUBULAR CONTA ALUM		2971	6218	16922
761290	ROUND CANS ALUMINIUM DIA>45MM	157600	814530	203128	938227
890800	VESSELS&F-STRU FOR BREAKING UP	7663583	19784687	236165	7716150
900110	OPTICAL FIB,OPTI FIB BUNDLES	53047	237682	39642	217517
900130	CONTACT LENSES.	867	13628	857	8377
900140	SPECTACLE LENSES OF GLASS.	6787	32181	3255	16246
900150	SPECTACLE LENSES OTH MATERIAL	1894	7074	2805	9806
900190	OTH LENSES, PRISMS, MIRRORS	671	3417	266	1261
900211	OBJECTIVE LENSE CAMRA/PROJECTOR	604	7486	680	6831
900219	OTHER OBJECTIVE LENSES.	1058	12274	1442	4403
900220	FILTERS FOR OBJECTIVE LENSES	186	1084	28	186
900290	OTH,MOUNTED OPTICAL ELEMENTS	714	5922	974	7527
900311	FRAMS,MOUNTINGS OF PLASTICS		35004	370	1173
900319	FRAM,MOUNTING OF OTH MATERIAL	28091	92189	12054	39942
900390	PART FOR FRAMES&MOUNT SPECATLE	361	449	129	608
900410	SPECTACLES,GOGGLES SUNGLASSES	17655	316864	32933	144103
900590	PARTS/ACCESSORIE OF BINOCULARS	14	446	94	789
900610	CAMERA FOR PREPARE PRINT PLATE		2		
900630	CAMERA USED IN UNDERWATE SURVY		1939		2025
900640	INSTANT PRINT CAMERAS		840		
900659	OTH CAMERA PHOTOGRAPHIC		1772	91	378
900661	DISCHARGE LAM FLASHLIGHT APPAR		318		
900669	OTH PH-GRAPHIC FLASHLIGHT APPA	36	1348	398	1066
900691	PARTS,ACCE PHOTOGRAPHIC CAMERA	1026	5535	967	2816
	B. CAPITAL GOODS TOTAL	53756529	251380227	35488389*	163926013
250100	TABLE SALT OF ALL SORTS	4564	30195	9604	29647
250200	UNROASTED IRON PYRITES		2582		543
250300	SULPHUR OF ALL KINDS	75774	292184	40288	298155

Contd.

10.11 Imports by Economic Categories (Detail)

(In Thousand Rupees)

Items	November, 2017	From July, 2017	November, 2016	From July, 2016
250410 NATURAL GRAPHITE OF ALL KINDS	10528	44476	13053	52157
250490 OTHER,NATURAL GRAPHITE	338	2825		80
250510 SILICA SANDS AND QUARTZ SANDS	1718	7483	445	5375
250590 OTHER NATURAL SANDS	1641	6135	970	5428
250610 QUARTZ (O/T NATURAL SANDS)	1245	3099	1246	1737
250620 QUARTZITE ROUGHLY TRIMMED		520		254
250700 KAOLIN & OTH KAOLIN CLAYS	64745	347276	41740	285037
250810 BENTONITE	37112	90841	24641	47131
250830 FIRE-CLAY		1311	2110	3011
250840 OTHER CLAYS	3111	45625	18580	84063
250870 CHAMOTTE OR DINAS EARTHS		217		
250900 CHALK	4146	37302	6155	41093
251110 NATURAL BARIUM SULPHATE	33756	85531	3856	57325
251200 SILICEOUS FOSSIL MEALS	1153	6833	1345	8851
251310 PUMIC STONE W/NOT HEAT TREATED	15470	89139	4248	50664
251320 EMERY	4409	16423	784	16026
251400 SLATE,WHET/NOT ROUGHLY TRIMED	1401	3708	41	804
251511 MARBLE/TRAVERTINE,CRUDE ROUGH	487	11544	1230	5160
251512 MARBLE,TRAVERTINE,MERELY CUT		2221	1611	10748
251611 GRANITE,CRUDE/ROUGHLY TRIMMED	10183	46038	7430	24337
251612 GRANITE,MERELY CUT,BY SAWING	17704	55016	4186	7710
251620 SANDSTONE,CRUDE/ROUGHLY TRIMED		2223	391	4119
251690 OTH MONUMENTAL BUILDING STONE	5	5		
251710 PEBBLES,GRAVEL/CRUSH STONE ETC	338	427	35	1406
251741 GRANULES,CHIP & POWDER,MARBLE	394	5404		5213
251749 OTH GRANULE,CHIPPING & POWDER	768	7283	139	8863
251810 DOLOMITE, NOT CALCINED		831		
251830 DOLOMITE RAMMING MAX		7478	2842	4314
251910 NAT.MAG.CARBONATE (MAGNESITE)				537
251990 MAGNESIUM OXIDE	8801	65177	13123	69584
252010 GYPSUM	2088	13829	3182	15934
252020 PLASTERS OF CALCINED GYPSUM	3656	17174	439	2541
252100 LIMESTONE FLUX;LIMESTON CEMENT				81
252210 QUICKLIME		1162	227	903
252220 SLAKED LIME	678	3207		3257
252310 CEMENT CLINKERS	66302	169860	84917	171082
252329 OTHER PORTLAND CEMENT	53638	462039	41250	231973
252330 ALUMINOUS CEMENT(CEMENT FONDU)	931	5923	2525	7727
252390 OTHER HYDRAULIC CEMENTS	355	138206	54955	123534
252410 ASBESTOS CROCIDIOLITE		1335		
252490 OTHER ASBESTOS	3591	140795	9295	126795
252520 MICA POWDER	220	3347	279	3475
252610 TALC NOT CRUSHED NOT POWDERED	647841	2458309	468977	1196575
252620 NA-STEATITE/TALK, CRUSH/POWDER	3051	10230	3601	11625
252800 NATURAL BORATES & CONCENTRATES		413		
252910 FELDSPAR	1683	7944	6	3285
252922 FLUORSPAR>97% CALCIUM FLORIDE	39	20943	3811	7512
252930 LEUCITE;NEPHELINE,NEPH SYENITE			1154	2583
253010 VERMICULITE,PERLITE CHLORITES		1529	1290	2371
253090 NATURAL MANGANESE DIOXIDE	68606	249148	32229	147411
260111 IRON ORES,CONCEN,NON-AGGLOMERT		1295		
260120 ROASTED IRON PYRITES		1487		
260200 MAGANESE ORES & CONCENTRATES	273	273		
260300 COPPER ORES AND CONCENTRATES		45		
260600 ALUMINIUM ORES/CONCENTRATES	44	44	36	36
260700 LEAD ORES AND CONCENTRATES		7825	1014	5560
261000 CHROMIUM ORES AND CONCENTRATES	1699	9886	72	1928
261400 TITANIUM ORES & CONCENTRATES		6337	7903	15174

Contd.

10.11 Imports by Economic Categories (Detail)

(In Thousand Rupees)

Items	November, 2017	From July, 2017	November, 2016	From July, 2016
261510 ZIRCONIUM ORES AND CONCENTRATE		3067		
261800 GRANULATED SLAG M/G IRON,STEEL	8128	49162	37648	161448
261900 SLAG,DROSS OTH WASTE,IRN/STL	5766	14942		1157
262011 HARD ZINC SPELT MAINLY OF ZINC	1924	4594	1499	7002
262019 OTH,ASH&RESIDUE C/MAINLY ZINC		331		563
262030 ASH&RESIDUES MAINLY OF COPPER		81		
262040 ASH&RESIDUE MAINLY OF ALUMNIUM		1034		532
262099 OTH ASH&RESIDUE CANTAIN METAL		28		
262190 OTH SLAG &ASH,RESIDUES M-WAST	742	8620	922	2966
270111 ANTHRACITE NOT AGGLOMERATED		1790	544	913
270112 BITUMINOUS COAL,NOT AGGLOMERAT	11290704	43233032	4401015	15410163
270119 OTHER COAL,NOT AGGLOMERATED	1285127	6288801	1518236	7263267
270120 BRIQUETTES SIMILAR SOLID FUEL				7566
270300 PEAT INCLPEAT LITTER	2304	16687		12877
270400 COKE OF COAL	234770	1414503	236451	1299229
270500 COAL GAS,WATER GAS,SIMILAR GAS		236		
270600 COAL TAR		279	19	19
270710 BENZOLE (BENZENE)		14314		
270730 XYLOLE (XYLENES)	79867	867844	110132	629722
270750 OTH STOCK FOR CARBON BLACK	34236	144932	3937	74254
270791 CREOSOTE OILS		2863		945
270799 CARBON BLACK OIL	79412	399912	14976	117483
271019 KEROSENE	3038885	12269505	1388696	6733816
271129 OTH GAS HYDROCARBON GAS STATE	2026	4463	77	3771
271210 PETROLEUM JELLY	40258	225088	35732	146381
271220 PARAFIN/WAX,CONT WT<0.75%OIL	28302	190697	31609	108612
271390 CARBON BLACK OIL		580		1028
271410 BITUMEN OIL SHALE & TAR SANDS		124		
271500 BITUMEN MIXTURES,NATURAL		9521	445	16294
271600 ELECTRICAL ENERGY	710006	1177881	1063509	5153824
280120 IODINE	975	139499	17709	53949
280130 FLOURINE, BROMINE		14		
280200 SULPHUR, SUBLIMED/PRECIPATED	778	781	219	521
280300 CARBON BLACK (RUBBER GRADE)	287130	1094311	194292	999568
280410 HYDROGEN.	773	1872	106	1242
280421 ARGON	2232	29301	15625	39068
280429 OTHER, RARE GASES.	10073	45860	6110	50721
280430 NITROGEN	1233	3516	75	765
280440 OXYGEN		2003	37	160
280461 SILICON CON & 99.99% BY WEIGHT	11	11		
280469 OTHER SILICON	16697	29018	52	21183
280470 PHOSPHORUS	19865	30971	9241	26624
280480 ARSENIC		3686	3172	3172
280490 SELENIUM	8539	50917	3829	27713
280511 SODIUM		284		213
280512 CALCIUM	8815	9938		746
280519 OTHER ALKALI METALS	7057	28113		18092
280530 RARE-EARTH METAL NS			2	2
280540 MERCURY		2		9272
280610 HYDROGEN CHLORIDE (HCL ACID)	462	1250		927
280620 CHLOROSULPHURIC ACID			12	12
280700 SULPHURIC ACID; OLEUM	1004	7402	8926	12512
280800 NITRIC ACID	6352	44701	16587	48327
280910 DIPHOSPHORUS PENTAOXIDE	3385	5681	2	6718
280920 PHOSPHORIC ACID	2406233	10483981	1923748	9946749
281000 OXIDE OF BORON	26239	96998	5972	94223
281111 HYDROGEN FLUORIDE	78	2398		6127
281112 HYDROGEN CYANIDE		937		

Contd.

10.11 Imports by Economic Categories (Detail)

(In Thousand Rupees)

Items	November, 2017	From July, 2017	November, 2016	From July, 2016
281119 PHOSPHOUR/HYPO PHOSPHORIC ACID	9688	49223	11050	60678
281121 CARBON DIOXIDE	217	317	573	74179
281122 SILICON DIOXIDE (SILICA)	85915	393586	85071	318646
281129 SULPHUROUS ACID GAS	3441	7311	2759	11956
281217 THIONYL CHLORIDE	4	4		
281290 OTH HALIDE/HALIDE OXIDES	5082	25583	405	8124
281310 CARBON DISULPHIDE		18		42
281390 OTH SUPHIDE OF NON-METALS		5328		2638
281410 ANHYDROUS AMMONIA		840	450	1335
281420 AMMONIA IN AQUEOUS SOLUTION	2829	12043	1742	9861
281511 SODIUM HYDROXIDE SOLID	2222	22103	6403	50657
281512 SODIUM HYDROXIDE AQUEOUS SOL	8	4715	572	1740
281520 POTASSIUM HYDROXIDE (CAUSTIC)	24153	199385	32157	136444
281530 PEROXIDES OF SODIUM/POTASSIUM		4512	4313	4316
281610 MAGNESIUM HYDROXIDE	5604	13007	5666	20637
281640 STRONTIUM,OXIDE,H-OXIDE,PEROXI	2422	2422	9	2103
281700 ZINC OXIDE;ZINC PEROXIDE	57171	156564	15492	95869
281810 ARTIFICIAL CORUNDUM NOT DEFIN	1321	16477	3557	17104
281820 ALUMINIUM OXIDE O/T ARTIFICIAL	17350	78286	23328	95249
281830 ALUMINIUM HYDROXIDE	58335	199602	44920	194596
281910 CHROMIUM TRIOXIDE	4999	73419	19654	61947
281990 CHROMIUM OXIDE	482	13951		3488
282010 MANGNANESE DIOXIDE,ELECTROLYTE	3102	11316	2986	5223
282090 OTHER, MANGANESE OXIDES	4093	8187	9978	25715
282110 IRON OXIDES	57544	339800	55127	261548
282200 COBALT OXIDE & HYDROXIDE	43	48909	8753	32961
282300 TITANIUM DIOXIDE	19760	140989	24304	96076
282410 LEAD MONOXIDE(LITHARGE,MASICOT	1582	17936	3512	9126
282490 OTHER, LEAD OXIDES		2		
282510 HYDRAZINE,YDROXYLAMINE SALT		36689	8342	37768
282520 LITHIUM OXIDE AND HYDROXIDE	11217	13591		
282530 VANADIUM OXIDES AND HYDROXIDES	13	5563		34
282540 NICKEL OXIDES AND HYDROXIDES		2081		2374
282550 COPPER OXIDES AND HYDROXIDES		10		
282560 GERMANIUM OXID/ZIRCONIUMDIOXID		529		
282570 MOLYBIDENIUM OXIDES/DIOXIDES	56	88		33
282580 ANTIMONY OXIDES		43058		27713
282590 OTH INORGANIC BASE/METAL OXIDE	306	9648	2600	9356
282619 OTHER, FLOURIDES	5741	20754	1691	9372
282630 SODIUM HEXAFLOROALUMINATE	151	1055	27	27
282690 OTHER,COMPLEX FLUORINE SALTS	277	922	1164	3820
282710 AMMONIUM CHLORIDE	16821	53376	5911	26910
282720 CALCIUM CHLORIDE	8671	41692	9562	36873
282731 CHLORIDES OF MAGNESIUM	3249	16553	2982	16815
282732 CHLORIDES OF ALUMINIUM	3925	18526		1833
282735 CHLORIDES OF NICKEL	2321	12123	4014	14888
282739 OTH CHLORIDE OXIDES,BROMIDES	6109	72812	5385	42524
282741 CHLORIDE OXIDE/HYDROXIDE COPER		149		73
282749 OTH CHLORIDE OXIDE/HYDROXIDES	78	402		156
282751 SODIUM POTASIUM BROMOMIDES		2143	317	599
282759 OTH BROMIDE/BROMIDE OXIDE	11503	12466	38	114168
282760 IODIDES AND IODIDE OXIDES	2191	11701	5509	7351
282810 COMERCIAL CALCIUM HYPOCHLORITE		57		85
282890 OTH HYPOCHLORITES/HYPOBROMITES	268	14932	4858	27668
282911 CHLORATES OF SODIUM	3618	7257		3438
282919 POTASSIUM CHLORATES	25198	160247	30515	150448
282990 OTH BROMATES/PERBROMATE/IODATE	1442	10142	1095	3745
283010 DITHIONITES OF SODIUM	74433	429058	61693	401603

Contd.

10.11 Imports by Economic Categories (Detail)

(In Thousand Rupees)

Items	November, 2017	From July, 2017	November, 2016	From July, 2016
283090 OTH SULPHIDES NOT CHEM-DEFINED	591	1039	516	711
283110 DITHIONITES OF SODIUM	90163	482208	57369	328702
283190 FORMALDEHYDE SULPHOXYLATES	52368	502551	44046	291748
283210 OTH SODIUM HYDROGEN SULPHITE	19169	195552	33799	106062
283220 AMMONIUM SULHITE		11564		7344
283230 THIOSULPHATES	83	7268	25	3753
283311 DISODIUM SULPHATE	159183	678514	111474	616535
283319 OTHER SODIUM SULPHATES		22385	4528	21221
283321 MAGNESIUM SULPHATE(EPSON SLATE	1103	12142	1597	11096
283322 SULPHATES OF ALUMINIUM	16360	42827	6807	27089
283324 SULPHATES OF NICKLE	14082	64491	2792	39523
283325 SULPHATES OF COPPER	21527	54681	3435	49338
283327 SULPHATES OF BARIUM	9228	40516	3199	24881
283329 SULPHATES OF FERROUS	63151	647394	24535	364979
283330 ALUMS	1002	1702	8	42
283340 PEROXOSULPHATES(PERSULPHATES)	3411	25859	5042	30867
283410 SODIUM NITRATE	8481	38308	220	48424
283421 NITRATES OF POTASSIUM	12217	39880	2247	21439
283429 OTHER NITRITES	7762	34178	4959	20597
283510 PHOSPHINATES & PHOSPHONATES	368	1884	950	5519
283522 PHOSPHATES OF MONO SODIUM	34888	103904	52922	140678
283524 PHOSPHATES OF POTASSIUM	5644	40426	1164	10497
283525 CALCIUM HYDROGEN-ORTHOPHOSPHAT	72208	499787	48161	525339
283526 OTH CALCIUM PHOSPHATE (PURE)	58093	304952	4793	148593
283529 PHOSPHATES OF ALUMINIUM	3914	20252	1386	11482
283531 SODIUM TRIPHOSPHATE	63183	351941	61315	317648
283539 OTHER, POLYPHOSPHATES	61758	205796	39737	146937
283620 DISODIUM CARBONATE NATURAL	60996	373804	269844	769750
283630 SODIUM HYDROGEN CARBONATE	17978	113515	13199	83768
283640 POTASSIUM CARBONATE	15149	89028	24646	60693
283650 CALCIUM CARBONATE	22200	87397	18003	72378
283660 BARIUM CARBONATE	22668	118235	19211	64005
283691 LITHIUM CARBONATE	6595	12914		4615
283692 STRONTIUM CARBONATE	117	145		17
283699 MAGNESIUM CARBONATE	47842	378190	65099	244995
283711 CYANIDES OF SODIUM	3669	34322	3423	27529
283719 OTH CYANIDE/OXIDES	2458	5921	289	886
283720 COMPLEX CYANIDES	67	737	745	896
283911 SODIUM METASILICATES	6115	28643	3464	9861
283919 SODIUM SILICATE	2094	7869	1274	11852
283990 OTHER, METAL SILICATE	6643	27383	870	10024
284011 SODIUM TETRABORATE ANHYDROUS		10		10
284019 OTH DISODIUM TETRABORAT(REFINE	24342	102019	17002	106469
284020 OTHER, BORATES	1889	18043	320	15631
284030 PEROXOBORATES (PERBORATES)		226		
284130 SODIUM DICHROMATE	36821	150282	35013	87398
284150 SODIUM CHROMATE	5991	15140	2454	43690
284161 POTASSIUM PERMANGANATE	2841	22498	5288	20517
284170 MOLYBDATES	6751	7410	1862	2486
284180 TUNGSTATES (WOLFRAMATES)		6		
284190 SODIUM STANNATE	3232	4396	75	510
284210 DOUBLE OR COMPLEX SILICATES.	10078	87407	26664	106329
284290 FULMINATES,CYANATES&THIOCYANAT	165	8626	2051	20755
284321 SILVER NITRATE.	472	1728	294	1447
284329 OTHER,SILVER COMPOUNDS	3711	33216		5167
284330 GOLD COMPOUNDS.		186		51
284390 OTHER COMPOUNDS,AMALGAMS	17	245		3949
284440 RADIOACTIVE EL/ISOTOP COMP ALY	9375	71655	18054	99692

Contd.

10.11 Imports by Economic Categories (Detail)

(In Thousand Rupees)

Items	November, 2017	From July, 2017	November, 2016	From July, 2016
284590 OTH ISOTOPES & THEIR COMPOUNDS	489	520		1046
284610 CERIUM COMPOUNDS.	3266	3316		3184
284690 OTH RARE EARTH METAL COMPOUNDS	724	3790		4151
284700 HYDROGEN PEROXIDE SO-WITH UREA	26204	86581	40987	295307
284910 CALCIUM CARBIDES	24187	148514	43202	207016
284920 SILICON CARBIDE	2941	13833	1503	19829
284990 OTHER CARBIDE	213	300		
285000 HYDRIDE,NITRIDE,AZIDE,BRMD ETC	376	1213	2543	3205
285210 INORG/ORGA COMP CHEM DEFINED	2211	13814	5816	18813
285290 OTH INORG/ORGA COMP-MERCURY		232		14488
285310 CYANOGEN CHLORIDE (CHLORCYAN)		24		
285390 OTH INORGANIC COPM AMALGAMS	495	6135	1042	9094
290899 OTH SULPHONATED DER OF PHENOLS	9145	40568	14258	47713
290911 DIETHYL ETHER	192	192		190
290919 METHYL TERTIARY BUTYLE ETHER		7816	3140	11470
290920 CYCLANIC,CYC ETHER HALOGEN DER	888	9984	1625	2030
290930 AROMATIC ETHER HALOGEN SULPH'T	7742	52349	19898	55350
290941 2,2-OXYDIETHANOL,(DIETHYL GLYCL	138936	681822	78514	464601
290943 MONOBUTYL ETHER,ETHYLEN GLYCOL	14625	82724	20131	61065
290944 OTH INGREDIENTS FOR PESTICIDES	19197	138985	34301	144182
290949 NITROSATED BASE PESTICIDES	30862	214421	47540	138693
290950 ETHER-PHENOLS,ETHERALCH PHENOL	1922	11176	10647	27034
290960 ALCH PEROXID,ETH PEROXID,KETON	28500	131046	29957	117605
291010 OXIRANE (ETHYLENE OXIDE)	3544	13221	2133	5324
291030 1-CHLORO-2,3-EPOXYPROPANE	5675	30295		24681
291090 OTH,EPOXIDE,EPOXYALCH,EPOXYPHL	762	7452	3	3523
291100 ACETAL HEM/ACETAL,OXYFUNC HEL		1863	255	3249
291211 METHANE WITHOUT OTH OXYGN FUNC		49	171	2325
291212 ETHANE WITHOUT OTH OXYGEN FUNC		407		228
291219 OTH,ACYCLIC ALDEHYD W/O OTHOXY	18922	56043	9747	50279
291221 BENZALDEHYDE W/O OTH OXY FUNC		42	2	998
291229 OTH CYCLIC ALDEHYD W/O OXY FUN	7346	27226	1559	10758
291241 VANILLIN(4-HYDROXY-3-METHOXYBZ	4099	58663	11682	59431
291242 ETHYLVANILIN(3-ETHOXY-4HYDROXY		10590	2358	6552
291249 OTH ALDEHYDE-ETHER/PHENOL/OXYG	21	896	393	1868
291260 PARAFORMALDEHYDE	2708	31640	1066	12146
291300 HALOGEN,SULPHONAT,NITRAT DERV		247	48	78
291411 ACETONE	30979	72889	4354	19461
291412 BUTANONE(METHYL ETHYL KETONE)	52840	161422	33478	80705
291413 4-METHYLPENTAN-2-ONE	2921	5814	2445	4551
291419 OTH,ACYCLIC KETONE W-OUT OXY-F	2222	3246	704	1141
291422 CYCLOHEXANONE,METHYLCYCLOHEXON	16946	144294	6183	37261
291423 IONONES AND METHYLIONONES	6686	7669		4364
291429 ISOPHORONE	194	17348	7309	16309
291439 OTH,AROMATIC KETONE W/O OXYGEN	1122	2882	1035	4076
291440 KETONE-ALCOHOL KETONE-ALDEHYDE	5803	38176	6888	24082
291450 KETONE-PHENOL/KETONE W/O OXYGN	7370	16548	1436	6395
291462 COENZYME Q10 UBIDECARENONE	700	1174		
291469 OTHER QUINONES	5623	21348	3983	29258
291479 OTH HALGNAT,SULPH,NITRAT DERIV		1390	58	1675
291899 OTH INGREDIENTS FOR PESTICIDES	85975	284899	45231	192304
291910 TRIS(2,3-DIBROMOPROPYL)PHOSPHA				307
291990 OTH INGREDIENTS FOR PESTICIDES	14523	39413	1909	29318
292019 OTH THIOPHOSPHORICESTERS, DERI		161		73
292021 DIMETHYL PHOSPHITE				15
292090 SULPHONIC ESTERS/DERIVATIVES	13998	167097	19784	54840
292111 METHYLAMINE,DI/TRI & ITS SALT	3741	42322	1871	14012
292112 DIMETHYLAMINO ETHYLCHLORD HCL		1099		

Contd.

10.11 Imports by Economic Categories (Detail)

(In Thousand Rupees)

Items	November, 2017	From July, 2017	November, 2016	From July, 2016
292114 DISOPROPYLAMINO ETHYLCHLORID		5		
292119 PARAXYLIDINE SULFAMIC ACID	6847	47731	5880	29312
292121 ETHYLENEDIAMINE AND ITS SALTS	21735	62345	14874	44932
292122 HEXAMETHYLENEDIAMINE/ITS SALTS		5584		3657
292129 ACETO ACETIC ORTHO ANISIDINE	7426	40866	7975	27263
292130 CY-CLANIC,LENIC LOTERPENI/SALT	10084	40610	3537	35944
292141 ANILINE	94109	100101	818	7028
292142 ANILINE DERIVATIVES/ITS SALT	226491	1008416	20197	98357
292143 OTH TOLUIDINE/DERIVATIV/SALT	775	6075	350	15685
292144 DIPHENYLAMINE/ITS DERIV/SALT	40	2520	394	420
292145 SODIUM NAPHTHIONATE	4203	18984	715	17534
292149 OTH,AROMATIC MONOAMIN DER/SALT	59329	229075	80991	461268
292151 DIAMINOTOLUENE BASE PESTICIDES	108793	657799	41091	199183
292159 OTH AROMATIC POLYAMIN DER/SALT	8911	40702	9618	27199
292211 MONOETHANOLAMINE AND ITS SALTS		18632	2005	21205
292212 DIETHANOLAMINE AND ITS SALTS	875	19593	6845	23949
292215 TRIETHANOLAMINE	21492	54689	7477	56181
292217 METHYL & ETHYL DIETHANOLAMINE		11826	954	8198
292219 N,N-DIMETHYL-2-AMINOETHANOL/SA	147669	743828	68040	502932
292221 AMINOHYDROXYNEPHLENE ACID/SALT	8367	120283	30174	132922
292229 OTH AMINO NAPHTHOL/PHENOL ETHER	210042	700310	76068	391371
292239 OTH AMINO ALDEHYDES	2402	41667	1193	7013
292241 LYSINE/ITS ESTER SALT THEREOF	143234	876773	223652	713835
292242 MONOSODIUM GLUTAMATE	301575	1504456	224350	1074098
292243 ANTHRANILIC ACID AND ITS SALTS	356	356		
292249 OTHER ALANINE	343518	1602762	280881	1583259
292250 AMINO-ALCOH-PHENOLS,AMINO ACID	90954	641318	62321	421610
292310 CHOLINE AND ITS SALTS	1277	19706	878	9174
292320 LECITHIN/OTH PHOSPHOAMINOLIPID	14231	88603	9044	56980
292390 BETAIN	48412	268332	42060	198595
292419 ACETAMIDE	57044	343328	19909	206995
292421 UREINES/DERIV/SALT THEREOF	4185	5029	3273	16081
292429 PARACETAMOLE	230826	1008128	179908	825321
292511 SACCHARIN AND ITS SALTS	29715	149674	31544	107777
292519 OTH IMIDE/DERIV/SALT THROF	1586	15965	1051	13360
292529 DIPHENYL-GUANIDINE	146053	384356	20210	187253
292610 ACRYLONITRILE	5652	19677	2389	12510
292620 1-CYANOANIDINE(DICYANDIAMIDE	5291	35713	1611	21884
292690 ALPHACYANO,3-PHANOXYBENZYL ETC	961336	4226573	670537	4011807
292700 BENZENE-DIAZONIUM CHLORIDE	28451	151938	19360	105806
292800 PHENYL-HYDRAZINE	11393	34833	9631	41273
292910 ISOCYANATES W-NITROGEN FUNCTIO	1084324	4298643	595430	2090356
350790 OTH ENZYMES/PREP ENZYMES	270173	1398125	313783	1372599
360200 PREP EXPLOSIVE O/T POWDER	10578	118504		20041
381590 OTHER CATALYTIC PREPARATIONS	149263	500841	48342	190729
401039 OTH TIMING BELT FOR VEH CH-87	20812	111661	16173	80597
401110 NEW PNEUM TYRES FOR MOTOR CARS	436507	2290393	428299	2251739
401120 NEW PNEUM TYRES LIGHT TRUKS	2252757	12627320	1751968	11685778
401130 NEW PNEUM TYRES RUB AIRCRAFTS	36710	126186	16471	113382
401140 NEW PNEUM TYRE RUBB MOTORCYCLE	4547	40456	1193	14531
401150 NEW PNEUM TYRE RUBB BICYCLES	3335	11895	2362	9449
401170 TYRE AGRICULTURE VEH/MACHINE	275880	1091468	139542	822654
401180 TYRE INDUSTRIAL/CONST VEH/MACH	14956	76766	5781	23359
401190 OTH TYRE NEW PNEUMATIC RUBBER	129526	641127	57625	597222
401212 RETREATED TYRE FOR BUSES/LORRY		54		580
401213 RETREATED TYRE FOR AIRCRAFTS			919	919
401219 OTHER RETREATED TYRE OF RUBBER	29	29	113	1361
401220 USED PNEUMATIC TYRES OF RUBBER			15	48

Contd.

10.11 Imports by Economic Categories (Detail)

(In Thousand Rupees)

Items	November, 2017	From July, 2017	November, 2016	From July, 2016
401290 OT FLPS FOR TYRES/TUBE H-8701	29578	141358	14947	34545
401310 INNER TUBES OF BUS/LORRY/TRUCK	83894	284623	18584	97833
401320 INNER TUBES FOR BICYCLES	4817	10548	1420	10596
420340 OTHER CLOTHING ACCESSORIES	15151	84619	8915	57040
440290 OTH WOOD CHARCOAL NOT AGGLOMER	1592	6060		2127
440500 WOOD WOOL;WOOD FLOUR.	603	5535	4660	12825
440611 RAIL SLEEPER CON. WOOD,N-IMP		150		
440691 OTH RAILW SLEEPER OF CON.WOOD				3609
440692 OTH N-CONF RAIL SLEEP WOOD		105		
440711 WOOD SAWN/CHIPPED OF PINE	68590	257290		
440712 WOOD SAWN/CHIPED OF FIR&SPRUCE	22366	80727		
440719 WOOD SAWN/CHIPED OTH CONIFER	53377	299040	926	926
440725 TROPICAL WOOD DARK RED MERANTI	10289	102556	18716	88656
440726 TROPICAL WOOD WHITE LAUAN ECC	17636	122160	33267	133140
440727 SAPELLI	6844	10429	4507	7270
440729 OTH TROPICAL WOOD NON-CONF SAW	355635	1843441	352720	1744737
440791 OAK WOOD,SWAN/CHIPPED LEN WISE		13600		2676
440792 BEECH WOOD SWAN/CHIPPED L/WISE	10823	33671	16254	45636
440793 OTH TROPICAL WOOD OF MAPLE				165
440795 OTH TROPICAL WOOD OF ASH	41721	387412	66926	324972
440890 WOOD STATE	19103	53921	27116	89168
440910 WOOD CONIFEROUS SPECIES SHAPED		96		
440921 WOOD NON-CONIFEROUS OF BAMBOO				1555
440922 NON CONIFEROUS TROPICAL WOOD		590		
441700 BOOT & SHOE LASTS OF WOOD	4549	9685	2381	7340
441810 WINDOWS FRENCH WINDOWS & FRAME			11	604
441820 DOORS FRAMES AND THERSHOLDS	20146	106553	26443	87858
441840 SHUTTERING FOR CONCRETE C/WORK	16684	55500	7073	7151
441860 POSTS AND BEAMS OF WOOD	3939	3939		
441874 ASSE FLOOR PANEL(MOASIC FLOOR)				8
441875 OTH MULTILAYER FLOORING PANELS				106
441879 OTH ASSEMBLED FLOORING PANELS	6264	16907	1186	3112
551694 W-FAB ART FIB-<85%WT O/FIB PTIN	142915	772106	135369	888002
560121 OTH ARTICLES OF COTTON WADDING	445	11957	919	1553
560122 OTH WADDING OF MAN-MADE FIBRES	36	4858	540	2222
560129 OTHER, WADDING ARTICLES	112	5280	4954	9937
560600 GIMPED YARN,AND STRIP AND LIVE	43480	244006	77973	212081
560721 BINDER/BALER TWINE OF SISAL		516		6638
560729 OTH,TWINE,CORDAGE,ROPE&CABLE	1525	8375	1418	16138
560741 BINDER/BALER TWINE OF POLYTHNE	4427	20436	6665	13455
560749 OTH TWINE,CORDAGE,ROP,CAB POLY	27408	109255	15027	71723
560750 TWINE,CORDAGE,ROPE,OTH SYN FIB	6940	33917	6512	32724
560790 OTH,TWINE,CORDAGE,ROPE & CABLE	3908	44615	5833	35935
560811 FISHING NETS MAN-MADE TEX MAT	39837	176353	32121	172483
560819 OTH, MADE UP NETS OF TEX MAT	36314	111762	11451	68566
560890 OTH,NOTTED NETS/NETTING ROPE	3386	25219	1910	28691
591000 TRANSMISON CONYOR BELT TEX MAT	16818	88426	8539	50118
591110 TEX FAB,FELT & FELT-LINED FAB.	19444	92230	14677	86500
591120 BOLTING CLOTH,WHET/NOT MADE UP	5870	27047	3262	21427
591131 TEX FAB & FELTS,< 650G/SQM .	4957	55545	11420	48064
591132 TEX FAB & FELTS,>O650G/SQM .	37125	170311	11961	106279
591140 STRAINING CLOTH USED OIL PRESS	203	1167		1867
670490 WIGS,BEARD,EYE-BROW OF OTH MAT	162	1514	301	363
680100 ARTICLE OF STONE PLAS CEMET		17		1102
680210 TILES CUBES AND SIMILAR ARTICL	23	264		41
680221 MARBLE,TRAVETINE & AIABASTER	13727	54811	25263	124522
680223 GRANITE	43041	246862	81480	389901
680229 OTHER BUILDING STONE CUT/SAWN		899		640

Contd.

10.11 Imports by Economic Categories (Detail)

(In Thousand Rupees)

Items	November, 2017	From July, 2017	November, 2016	From July, 2016
680291 OTH MARBL TRAVERTIN&ALABASTER	13880	91042	1356	12163
680292 OTHER CALCAREOUS STONE		8216		
680293 OTHER GRANITE	19791	139148	6799	55420
680299 OTHER STONE	2153	36534	3838	42428
680690 OTH ARTICLE OF HEAT INSULATING	27429	88414	29408	63920
680710 ARTICLE OF ASPHALT IN ROLL	2758	40193	22963	33057
680790 OTH ARTICLE OF ASPHALT MATERL	27	2933	2002	2058
681099 OTH ARTICLE OF CEMENT	477	127704	52171	52836
681140 ARTICLES CONTAINING ASBESTOS	6479	12948	47	47
681181 CORRUGATED SHT NOT CON ASBESTO	8644	24018		2315
681182 O-SHT,PANEL,TILES,NOT CON ASBE	14705	67223	21476	91326
681599 ONYX (MARBLES)	8671	45797	5302	36424
690100 BRICK , TILE OF SILI FOSSIL	96	266	87	175
690210 REF BRICK,TILE>50%MG,CA<=1600C	45249	454796	54953	388191
690220 CERAMIC>50%SILICA,ALUM<=1600C	33633	161879	21131	128196
690390 REFRACTRY PROD,INCL OVAN,KILN	26885	77359	7569	110934
690410 CERAMIC BUILDING BRICKS		2382		
690490 OTH C/FLOORING BLOCKS F/TILE	12546	25861	21	1601
690510 ROOFING TILES	493	11303	30	111
690590 OTH CHIMNEY-POTS,COWLS,ETC.	65	338	5167	19781
690600 CERAMIC PIPES CONDUITS&FITING	37	59	187	251
690721 TILES POLISHED WAT AB 0.5%	558286	3926645	249161	1694967
690722 TILE POLISHED WAT AB >0.5%<10%	475283	2884344		
690730 MOSAIC CUBES AND SIMLAR ARTICL	160	7646	2	748
691490 OTH CERAMIC ARTICLES O/TH PORN	1021	3197	3783	39454
700100 CULLET AND OTH WAST&SCRAP,GLAS	2577	2577	192	196
700210 BALLS IN GLASS UNWORKED	11048	79932	2008	24045
700220 RODS IN GLASS UNWORKED	267	319	1	1
700231 TUBE,FUSED QUARTZ/SILICA,UNWOR	676	676	2	2
700232 TUBE OF OTH GLASS UNWORKED	450	2588	934	1343
700239 NEUTRAL GLASS TUBING MFG AMPOU	61044	282300	43084	211816
700312 NON-WIRED SHEETS COLOURED,FLAS	11728	52948	12090	50812
700319 OTH NON WIRED SHEETS OF GLASS	17696	45532	16054	57182
700320 WIRED SHEETS GLASS	5757	6135		4427
700420 GLASS COLOURED OPACIFIED FLASH		116	5999	26941
700490 OTHER GLASS	29821	60291	1147	17647
700510 NON-WIRED GLASS HAVE ABSORBENT	16600	144616	16817	86986
700521 NON-WIRED GLASS COLOURED,OP/FE	21820	91580	14041	70856
700529 OTHER, NON-WIRED GLASS	23673	75522	1787	51623
700600 GLASS PLATE WORKED NOT FRAMED	35852	153408	11487	42576
700711 REAR/WIN GLAS VEH H- 87043190	50702	322089	29852	163792
700719 OTH THOUGHENED SAFTY GLASS	36306	186647	21430	134978
700721 LAMINA SAFETY GLAS H-87043190	20944	130793	5353	38791
700729 OTHER, LIMINATED SAFETY GLASS	3345	80312	11301	59212
701090 OTH CARBOYS BOTT,FLASK,JAR,POT	140314	662618	97057	551705
701110 FOR ELECTRIC LIGHTING	7963	17961	3452	25538
701120 FOR CATHODE-RAY TUBES				168
701400 GLASS HEAD LAMPS VEH H- 87.11	1130	4940	299	3563
701510 GLASS FOR CORRECTIVE SPECTACLE	342	455		6
701610 GLASS CUBES/OTH SMALLWARE	5965	30220	2648	24034
701919 OTH YARN OF GLASS FIBRE/THREAD	4037	27441	8443	24699
701931 GLASS MATS	35200	205587	36506	209846
701932 THIN SHEETS (VOILES)	37175	280275	49468	306709
701959 OTH WOVEN FABRICS	17908	38410	8533	14199
710210 UNSORTED, (ROUGH) DIAMONDS				1665
710490 OTH SYN/RECONSTI SEM/PRE STONE		9017		118
711890 OTHER COIN	6296	7290	123	16396
720110 NON-ALLOY PIG IRON<0.5% PHOSP	129637	527824	32568	389059

Contd.

10.11 Imports by Economic Categories (Detail)

(In Thousand Rupees)

Items	November, 2017	From July, 2017	November, 2016	From July, 2016
720120 NON-ALLOY PIG IRON>0.5% PHOSP				149
720211 FERRO-MANGANESE CONT 2% CARBON	47324	558147	69884	276937
720219 OTH FERRO-MANGANESE		254		15935
720221 FERRO-SILICON CONT >55% SILICON	42860	147332	34268	182006
720229 OTH FERRO-SILICON	22604	102144	38216	88603
720230 FERRO-SILICO-MANGANESE	419526	2057874	157598	675546
720241 FERRO-CHROMIUM CONT >4% CARBON	4490	14296	919	7356
720249 OTH FERRO-CHROMIUM	735	4022	844	5245
720250 FERRO-SILICO-CHROMIUM				1045
720270 FERRO-MOLYBDENUM	1558	5251	47	3145
720280 FERRO-TUNGSTEN&FERRO-SIL-TUNGS	134	1728	708	1519
720291 FERRO-TITANIUM/FERO-SILI TITAN	32	178		
720292 FERRO-VANADIUM		2043	131	240
720293 FERRO-NIOBIUM	80	1477	504	661
720299 OTHER FERRO-ALLOYS	393	3290	139	1196
720390 OTH FERROUS PRODUCTS		109	99	142
720410 WASTE/SCRAP C.IRON RE-ROLLABLE	37186	138616	10532	49733
720421 WASTE/SCRAP OF STAINLESS STEEL	21975	70667	33366	144834
720429 WASTE/SCRAP OF OTH ALLOY STEEL		1423	121	403
720430 WASTE/SCRAP TINNED IRON/STL	363118	1736702	239306	961068
720441 TURNING,SHAVING,MILLING WASTE	3850925	27356620	3129997	13478822
720449 OTH RE-ROLLABLE WASTE /SCRAP	8431495	39824478	5306224	21021005
720450 REMELTING SCRAP INGOTS		6172	5784	27077
720510 GRANULES OF PIG IRON	4975	32527	418	19724
720521 POWDERS OF ALLOY STEEL		1593		
720529 OTH POWDER PIG IRON&SP IRON/ST	8576	33173	5179	16606
720610 INGOTS OF IRON ON STEEL.				9480
720690 OTHPRIM FORM (EXCL H-72.03)				460
720711 BILLETS RECT/SQUAR IRON/NA.STL	8840	133682		71420
720712 OTH BILLETS RECT EXCL SQUA I/S	8499	8499		50120
720719 CROS SEC>165X165MM IR/NA-STEEL				35068
721790 OTH WIRE OF IRON/NON-ALOY-STEEL	20814	137167	34937	129207
721810 INGOTS & OTH PRI FORM ST/STEEL	87	227		
722300 WIRE OF STAINLESS STEEL	24021	157827	14781	76510
732599 OTH CAST ARTI OF I/S NES	79265	399150	30825	109265
732611 GRIND BALL&SIMI ARTI FOR MILLS		28102		1072
732690 OTHER X-FILM HANGERS	699183	3036065	449216	3166949
740200 UN-REFINED CODDER, COPP ANODES	748	749		
740311 REFIN COPPER,CATHODES&SECTIN	780179	4101118	853045	3779036
740312 REFINED COPPER WIRE-BARS				14444
740319 OTHER, REFINED COPPER	5798	10636	5748	11285
740321 COPPER-ZINC BASE ALLOYS(BRASS)	72	603		1231
740322 COPPER-TIN BASE ALLOY (BRONZE)	3582	13254		11263
740329 OTH COPPER ALLOYS(O/T H-74.05)		2147		1857
740400 BRASS SCRAP	200816	768470	93190	475038
741999 COPPER SPRINGS	1925	103665	2252	31184
750210 NICKEL, NOT ALLOYED	135681	510715	97154	358237
750220 NICKEL ALLOYS	128	1244	344	853
750890 NICKLE ROTARY PRINTING SCREEN	72898	326118	90935	336108
760110 ALUMINIUM, NOT ALLOYED	790291	3130338	502204	2170324
760120 ALUMINIUM ALLOYS	261538	1462498	262327	1296911
761699 CASING,FORGING ROUGH STAT ALUM	66121	236678	71747	299242
780110 REFINED UN-WROUGHT LEAD	173021	3048485	513683	3920483
780191 OTH UNWROUGHT LEAD CON ANTIMON	106164	357697		42660
780199 OTH UNREFIND LEAD&LEAD ALLOYED	69912	190055	23440	109977
780600 WIRE OF LEAD	3623	21893	300	13706
790111 ZINC NOT ALLOYED WT=>99.99%	868325	2618453	128121	688250
790112 ZINC NOT ALLOYED WT < 99.99%	93715	155555	512	8527

Contd.

10.11 Imports by Economic Categories (Detail)

(In Thousand Rupees)

Items	November, 2017	From July, 2017	November, 2016	From July, 2016
790120 ZINC ALLOYS	100928	285821	41395	694806
790700 ZINC SLUGS FOR DRY BAT CEL CON	11254	68300	8020	25297
800110 TIN, NOT ALLOYED	59936	263685	45550	228908
800120 TIN ALLOYS	2287	5341	505	2969
800700 TIN PLAT, SHET, STRIP TH>0.2MM		24	202	247
810110 TUNGSTEN POWDERS		276		
810196 OTHER WIRE OF TUNGSTEN	4333	12828		3005
810199 BAR/ROD, PLA, SHET, FOIL TUNGSTEN	1412	2109	288	896
810296 OTHER MOLYBDENUM WIRE		2015	630	1344
810390 OTH TANTALUM&ARTICLES THEREOF	13	799		442
810411 UNWROUGHT MAGNESIUM BY WT99.8%	2148	6421	14	3037
810419 OTH ARTICL UNWROUHT MAGNESIUM		3184	93	93
810490 OTHER ARTICLE OF MAGNESIUM	227	248		3040
810520 COBALT MATTES& OTH PRODUCTS		86866	12020	45108
810590 OTH INTERMEDIATE PRO OF COBALT	23	13455	167	2016
810600 BISMUTH&ATICL INCL WASTE, SCRAP			1	1
810790 OTH CADMIUM, WROUGHT & ARTICLES		360	267	617
810890 OTH TITANIUM WROUGHT&ARTICLES	1016	43663	606	27464
810920 UNWROUGHT ZIRCONIUM POWDER		62		
810990 OTH ZIRCONIUM AND ARTICLES		2662		24019
811010 UNWROUGHT ANTIMONY POWDER	47428	259849	98313	424956
811090 OTH ANTIMONY ART INCL W/SCRAP				338
811100 MANGANES&ARTCL INC WASTE&SCRAP	654	1444	76	6481
811221 CHROMIUM UNWROUGHT POWDER	55	112	55	224
811229 OTH UNWROUG CHROMIUM INCL WAST	27	504	754	3330
811299 OTH BASE METAL UNWROUGH&ARTICL	13	13		28
961900 DIAPERS FOR ADULTS WT EXC.25KG	1438843	5065298	1482538	4872542
3. CAPITAL GOODS TOTAL	147431104	782597031	149181543*	731936750
010612 WHALES, DOLPHINES & PERPOISES				5687
010619 OTHER MAMMALS	1292	6414		7420
010631 FALCONS	1208	3636	311	531
010632 PSITTACIFORMES(INCL.PARROTS)	5185	37460	7268	26691
010633 OSTRICHES, EMUS(DROMAIUSNOVAEH)	9902	20729		648
010639 OTHER BIRDS	3617	12888	5002	6957
010641 BEES	19	13531		18689
010690 OTHER LIVES ANIMALS	6026	13139	2198	9274
621790 PARTS OF GAR/CLOTH ACCESSORI	373	1250	498	3395
680300 WORKED SLATE/ARTICLE OF SLATE		40	28	28
680410 MILL STONE AND GRIND STON MIL	53669	251338	13715	80138
680421 OTH MILLSTONE OF AGGLOMER SYNT	5058	39813	11081	51758
680422 MILL STONE AND GRIND STONE/OTH	133984	647023	115717	482547
680423 OTH MILLSTONE OF NATURAL STONE	4911	31524	8901	18935
680430 HAND SHARPENING POLISH STONE	7392	34290	5924	29138
680510 BASE OF WOVEN TEXTILE FABRICS	44906	234358	19329	159535
680520 ON BASE OF PAPER OR PAPERBOARD	37802	166263	21131	116825
680530 ON BASE OF OTHER MATERIALS	13367	83562	20194	102661
680610 SLAG WOOL ROCKWOOL MINERAL WOL	3555	92623	35086	112027
680620 EXFOLIATED VERMICULITE EXPEND	362	5847	28	2035
680800 PANELS, BOARDS, TILES BLOCKS ETC	185	3121	5220	17189
680911 BOARDS, SHEETS, PANELS, TILES ETC	14557	57469	18121	73981
680919 OTH BOARDS, SHEETS, PANELS OF PL	295	17058	1523	3559
680990 INDUSTRIAL MOULDS OF PLASTER		2758	43	953
681011 BUILD BLOCK, BRICK OF CEMENT		9502		499
681019 OTH ARTICLE TILE, FLAGSTONE ETC	12878	63312	4779	16086

Contd.

10.11 Imports by Economic Categories (Detail)

(In Thousand Rupees)

Items	November, 2017	From July, 2017	November, 2016	From July, 2016
681091 PREFABRICAT STRUCTURAL COMPONT	2370	8031		573
681189 OTH ARTICLES NOT CON ASBESTOES		4605		4898
681291 CLOTHING ACCE OF ASBESTOES FIB				247
681292 PAPER MILLBOARD FELT ASBET FIBR	16	16		
681293 COMPRESSD ASBESTOS FIB JOINING	3328	66321	12093	50045
681299 O-ARTI OF FABRICA ASBESTOS FIB	1953	11676	184	7090
681320 FRICTION MAT ASBESTOS H87-11	18632	93893	24908	100786
681381 BRAKE LININGS&PADS VEH-H-8711	43241	266305	51479	217735
681389 O-BRAKE LINE&PADS NOT CON ASBE	10310	24507	2597	14777
681410 PLATES,SHEETS STRIPS OF AGLOM	1639	8610	607	5586
681490 OTH, ARTICLES OF MICA	516	5694	80	246
681510 NON ELE ARTICLE OF GRAPHITE	11493	76143	17707	60293
681520 ARTICLE OF PEAT		227	67	423
690290 REF.BRICK,BLOCK,TILE TEMP1600C	2003	9983	51111	57096
690310 CERAMIC CON>50% GRAPHITE,CARB	11922	54405	9992	52235
690320 COLD TUNDISH LINING SLIDE GATE	19908	135017	10305	77104
690723 TILES POLISHED WAT AB >10%	256647	1816114	835791	5377989
690740 FINSHING CEREMICS		39943	798	30824
690911 LAB CERM WARE PORCELAIN/CHINA	8	1508	105	2744
690912 LAB CERM WARE HARD>5 MOH.SCALE	74	4667	67	2952
690919 LAB CERAMIC WARE CHM/TECH USE	11053	94143	3813	17393
690990 OTH CERAMIC WARES AND SIMILARS	1453	14694	282	724
691010 WASH BASIN, CERAMIC	98674	406530	51145	293707
691390 OTH STATUTTES, ORNAMENT	603	18997	104	2446
691410 OTH CERAMIC ARTICLES OF PORCEL		584	16	337
710812 OTH UN-WRT GOLD 5kg&>N-MONETAR	144318	923252	86129	609286
710813 OTH SEMI-MANUF GOLD 5kg&ABOVE		75		
710820 MONETARY GOLD 5kg OR ABOVE	17996	57171		31903
711810 COIN (O/T GOLD),NOT LEGAL TEND		1580		
720720 IRON/ST.CROS SECT.165 X 165 MM	23560	71399		
720810 COILS SECONDRY QUALITY I/S HR	24618	243658	28295	149751
720825 OTH C-HR I/S 4.75mm SECON QUAL	51508	81792	3320	14598
720826 OTH C-HR TH3-4.75mm S-QLTY I/S	5834	29488	4318	24892
720827 OTH C-HR I/NA.S TH<3mm SE QLTY		39546	7261	17931
720836 OTH C-HR I/S TH<10mm SEC-QLTY	34481	178870		261211
720837 OTH C-HR I/S TH<4.75-10mm S-Q	19069	176658	8902	107036
720838 OTH C-HR I/NA-S TH3-4.75mm S-Q	141280	557494	16471	319709
720839 OTH C-HR I/NA-S TH<3 mm S-QLTY	3076485	13259262	4732727	13502258
720840 SEC QLTY HOT ROLL IR/NA-STEEL	39	17739		302332
720851 OTH SEC QLTY IS-HR,TH>10MM	51014	829155	45360	324941
720852 OTH SEC QLTY I/S HR,TH>4.75-10	5957	242597	10512	62964
720853 OTH S.QLTY I/S HR,TH>3-4.75MM	10175	66930	3561	34078
720854 OTH S.QLTY I/S,TH<3MM H-ROLL	19043	64499	4261	35301
720890 OTH FLT-ROL PROD S.QLTY HR>600	67106	166096	8520	256998
720915 COIL I/NA-S CR TH 3mm/> S-QLTY	91582	179314	54738	152985
720916 COIL I/NA-S CR TH 1-3mm S-Q	498877	2314103	517939	2533180
720917 COIL CR I/NA-S TH 0.5-1mm S-Q	295699	846872	163881	2134712
720918 COIL CR I/NA-ST TH< 0.5mm S-Q	80079	848044	172046	775190
720925 S.QLTY C-ROL I/S TH 3MM/MORE		11266		1903
720926 S.QLTY I/S C-ROL TH>1MMBUT<3MM	38835	464205	40467	287479
720927 S.QLTY I/S C-ROL TH 0.5 MM-1MM	174451	972192	233856	846817
720928 S.QLTY I/S COLD-ROL TH<0.5 MM	6296	64054		24026
720990 S.QLTY FLT-ROL PROD I/S WD>600	82457	364586	50769	190949
721011 I/S PLAT/COAT TIN 0.5MM/> S-QU	1417	4960	1348	5883
721012 I/STL PLAT/COAT TIN<0.5MM S-QU	299601	1955143	164023	1533309
721020 FR I/NA-S P/C LEAD TH600mm S-Q				193
721030 FR I/NA-S ELECTRO P/C ZINC S-Q	643587	2458468	344534	1436929
721041 FR I/NA-S P/C ZINC CORRUGA S-Q	659	14087	4135	54996

Contd.

10.11 Imports by Economic Categories (Detail)

(In Thousand Rupees)

Items	November, 2017	From July, 2017	November, 2016	From July, 2016
721049 OTH FR I/NA-S P/C ZINC S/QLTY	1150397	4965018	1557861	5631463
721050 F-ROL I/ST COAT CHRO OXIDE S-Q	32554	345982	11517	202476
721061 FR I/NA-S P/C ALUM-ZINC AL S-Q	191794	873042	48245	207134
721069 OTH FR I/NA-S P/C ALUM S-QUALI	6557	31516		28280
721070 VCM COATED SHEET TH 0.5MM/LESS	550665	5045097	365374	1962022
721090 OTH FR I/NA-S PLASTI COTED S-Q	11061	176286	25930	40135
721113 S.QLTY H.R I/S 4 FACE W150TH4M	33500	131528		
721114 FR I/NA-S HR WD>150 TH4.75 S-Q	27462	297638	19220	92776
721119 COLD ROLL STL STRIP TH<0.5MM	716107	2204461	16650	94035
721123 FR I/NA-S CR W<600 C.25% S-Q		4768		22485
721129 OT FR I/NA-S CR W<600 C.25% S-Q	25722	117044	5222	25680
721190 OTH FR I/NA-S WD<600mm S-QLT	38688	594990	70137	224584
721210 F-ROL PROD I/NA STL PLATE/COAT	1132	1132		
721220 FRP I/NA-STL ELE-PL/CO W-ZINK	61645	201634	7283	112352
721230 FR I/NA-S P/C ZINC W<600mm S-Q	468	5545	3910	104352
721240 FR I/S PLASTIC COT W<600mm S-Q	7664	15775		3304
721250 FR I/NA-S OTH-WISE P/C S-QLTY	759	70438		4673
721260 FR I/NA-S CLAD WD<600mm S-QLTY		65		
721310 BAR&ROD I/NA-S HR(RIBS,GRO)S-Q		262581	6498	75295
721320 BAR&ROD HR FREE CUT STL S-QLTY			2140	2140
721391 OT BAR&ROD HR I/S DIA<14mm S-Q	170305	1076361	252176	1309234
721399 OTH BAR&ROD I/S HR IN-COIL S-Q	1504	365778	27613	92575
721410 OTH BAR&ROD I/S HR FORGED S-Q	6142	19866	121	112306
721420 FORGED BAR/ROD I/S SEC QUALITY	136341	995151	11143	1280644
721430 OTH B/ROD FREE CUT STL HR S-Q	3665	29404	1662	15956
721491 OTH B/ROD I/S HR RECT C.SE S-Q			2582	4220
721499 OTH B/ROD I/S HR TWISTED S-QUA	105	61174		560785
721510 OT B/ROD FRE CUT STL COLD S-Q	2896	25598	12791	45838
721550 OTH BAR&ROD I/S COL-FIN S-QLTY	2321	18240	2857	12508
721590 OTH BAR&ROD I/NA-S SEC-QUALITY	5431	21444	2349	8452
721610 U,,H SECTIONS H-ROL HIGH<80MM	5944	27528	355	891
721621 L SEC H/ROL HT<80 MM 1/NA STEL	611	22737	4262	21691
721622 T SEC H/ROL HT<80 MM 1/NA STEL		302		
721631 U.SEC HT>150MM H-ROL I/NA STEL	2326	112806	38087	195569
721632 I SEC H-ROL I/NA STL HT>200 MM	34197	327053	71415	215151
721633 H SEC HT>250MM H-ROL I/NA STEL	23712	403381	30826	89510
721640 L&T SEC H-ROL HT150M I/NA STEL	2546	5672	2708	19426
721650 OTH ANGLE/SHAPE SEC HOT H/ROL	683	2416	591	4368
721661 ANGLE/SHAPE SEC COLD/ROLL		9451	1273	2048
721669 OTH ANGLE/SHAPE SEC I/S C-ROLL	63	9287		1627
721691 OTH C/FORM I/ST FLAT ROL PROD	505	505		90
721699 OTH ANGLE/SHAPE SEC IRON/STEEL	2071	34045	1103	7649
721710 WIRE OF I/S NOT PLATED/COATED	10801	70523	7726	28354
721720 WIRE OF I/S PLATED/COAT W/ZINC	3300	44218	13570	92610
721730 WIRE I/S PLA/COT,MFG AUTO TYRE	45103	150990	43827	209083
721899 OTH SEMI-FINISHED PRO ST/STEEL		357	337	5032
721911 F/ROL PROD ST/STEEL HR TH>10MM	95042	97068		393
721912 COILS ST/STEL-HR TH>4.75-10MM	5525	27873	1968	11182
721913 COILS ST/STEL-HR TH>3MM-4.75MM		1171	1200	2812
721914 COILS ST/STEL-HR TH>3MM	2137	6673		8712
721921 COILS ST/STEL-HR TH>10MM	18190	89982	16487	26137
721922 COILS ST/STEL-HR TH>4.75-10MM		91337		320758
721923 COIL S-STL W-700mm/>,TH-<4mm	13997	126087		357
721924 COIL S-STL W-700mm/>,TH-<3mm	5721	20457	9776	12292
721931 COILS ST/STEL-CR-TH >4.75 MM	6381	39928	35092	62129
721932 COIL,S-STL,TH-4mm,W-700mm,CR	2992	116599	7877	64684
721933 COIL S-STL,TH-1-3mm W-700mm,CR	81374	736374	92244	535136
721934 CL,S-STL,TH-0.5-1mm,W-700mm,CR	146695	745223	134552	418060

Contd.

10.11 Imports by Economic Categories (Detail)

(In Thousand Rupees)

Items	November, 2017	From July, 2017	November, 2016	From July, 2016
721935 COIL,S-STL,TH<.5mm,W-700mm,CR	143134	1041305	177536	1041337
721990 O SHET CIR SHAPE ALL SIZE S-ST	624361	2530743	506986	2426061
722011 F-ROL ST/STEEL H-ROL TH>4.75MM		5842		
722012 FRP,S-STL,W< 600mm,TH 4 mm,HR		3116		14153
722020 FRP,S-STL,W< 600mm,TH 4 mm,CR	52710	252341	46714	146361
722090 OTH FRP,S-STL,W< 600mm,TH 4 mm	19853	61808	7421	52379
722100 B&R,HR, IWC,S-STL,W-50-200 mm	1593	1893		365
722211 BAR/ROD ST/ST NFW H/ROL CC/SEC	13565	104961	12345	79391
722219 OTH BAR/ROD ST/ST NFW HOT/DRWN	1251	21881	8684	36514
722220 BAR/ROD ST/ST NFW C/FOR,C/FIN	5180	34190	5271	30842
722230 OTH BAR/ROD OF STAINLESS STEEL	65917	218010	34355	188268
722240 ANGLE/SHAPES&SECTION ST/STEEL	3180	44392	10914	55546
722490 OTH SEMI-FIN PROD OTH A/STEEL		44811	238856	1205736
722511 GRAIN-ORIE. SIL-EL-STL.W-600MM	308416	946600	231579	1035610
722519 OTH F/ROL PROD SIL-ELEC-STEEL	111559	379130	79057	214667
722530 OTH NFW HOT/ROLLED IN COILS	1752326	19210266	2568366	13691484
722540 OTH NFW HOT/ROLLED NOT IN COIL	369887	2450669	292612	1351560
722550 OTH ALLOY STEEL NOT WORK(RDUC)				82
722592 FLATROLLED PROD O/W ZINC PLATE	309	5391	521	3515
722599 OTH F/ROL PROD OTH ALLOY STEEL		16741		39951
722611 GRAIN-ORIE. SIL-EL-STL.W<600MM	24622	46895	6723	56597
722619 OTH FLAT ROLLIPROD SILICON E/S	5488	88342		
722691 OTH FLATROL PROD NOTWORK HOT/R	452	3094	1807	8785
722692 OTH F/ROLL PROD NOTWORK COLD/R	39220	162455	23009	136670
722699 OTH F/ROL PROD OTH ALLOY STEEL	3237	8623	224775	226998
722710 BAR/ROD OF HIGH SPEED STEEL		793		
722720 BAR/ROD OF SILICO-MAG STEEL				8619
722790 OTH BAR/ROD H/ROLL W/COIL A/ST	408199	2893370	383188	1756083
722810 BAR/RODS OF HIGH SPEED STEEL	605	2870		4281
722820 SPRING STEEL(SUP-9&EQUIVALENT)	3562	11494		3424
722830 CASE HARDENING STEEL	16763	953815	168083	1363496
722840 OTH BAR/ROD NOWORK FORGED	9119	17639	3740	4467
722850 OTH BAR/ROD NOWORK C/FOR,C/F	2515	6096	2168	44062
722860 OTH BAR/ROD ALLOY STEEL NES	561	453092	751	141326
722870 ANGLES, SHAPES AND SECTIONS	6277	114247	9494	546445
722880 HOLLOW DRILL BARS AND RODS	1433	6112	81	920
722990 OTH,WIRE OF OTHER ALLOY STEEL	11771	58578	6298	37381
730110 SHEET PILING IRON AND STEEL	69316	204638	1811	23101
730120 ANGLE SHAPES & SECTIONS OF I/S	27	4727	2821	6886
730210 RAILS OF IRON AND STEEL	46347	782094	5068	1710833
730230 SWITCH BLADE, CROSS-FROG P/ROD	310803	680567		
730240 FISH-PLATES AND SOLE PLATES	1244	1527	3120	6016
730290 OTHER MATERIALS JOINTING RAILS	132	7102	2482	11165
730300 TUBE/PIPE,HOLLOW PROFILE C/IRON	2965	63764	144	26387
730411 L.P FOR OIL&GAS S-STL SEAMLESS	1467	108589	315	49905
730419 OTH LINE PIPE I/S FOR OIL&GAS	74630	290463	17882	778620
730422 DRILL PIPE S-STL DRILL OIL/GAS		95		194
730423 OTH DRILL PIPE I/S FOR OIL&GAS	346091	1356771	178122	975717
730424 OTHER PIPE OF STAINLESS STEEL	64967	185932	528328	1101814
730429 OTH CASING,TUBING I/S-OIL/GAS	717145	2414497	598699	1161612
730431 O- COLD-ROLLRD C.C.SEC I/N.A.S	40374	291979	63234	283296
730439 OTH CROSS SECTION OF N.A-STEEL	228343	1303178	149472	948639
730441 COLD ROLD CR-SEC OF STAIN-STL	8591	130946	5850	77997
730449 OTH CROSS SECTION OF STAIN-STL	54155	485212	12769	197612
730451 O-C.C.SEC COLD ROL(ALLOY-STL)		12355	1675	9685
730459 O-CIR CROSS SEC OF (ALLOY-STL)	84257	137933	1290660	1612873
730490 O-TUBE PIPE/HOLLOW -PRO SEAMLE	71488	314865	33388	321572
730511 LINE PIPE USED OIL/GAS WELDED	1891	914079		10372

Contd.

10.11 Imports by Economic Categories (Detail)

(In Thousand Rupees)

Items	November, 2017	From July, 2017	November, 2016	From July, 2016
730512 OTH LINE PIPE USED OIL GAS WLD		6694		
730519 OTH LINE PIPE USED OIL/GAS P/L	34459	143519	1601485	3618354
730531 OTHER, LONGITUDINALLY WELDED		4349	48840	71455
730539 OTHER, WELDED TUBES AND PIPES	120	461	3101	64336
730590 OTHER, TUBES AND PIPES	36	770821	4691	80318
730611 L.P-WELDED OF STA-STL(OIL/GAS)	16	42056		1011
730619 OTH-LINE PIPE O/G PIPELINE I/S	1794	70929	42294	100382
730621 CAS/TUB WELDED LINE PIPE STA-S	901	94000	1088	1088
730629 O-CASING/TUB LINE PIPE O/G I/S	1851	26090	13758	34161
730630 COPPER COAT MILD STL TUB-8.5MM	63317	425928	116442	378000
730640 O-WELDED C.C.SEC OF STAIN-STL	83104	868912	74524	778078
730650 O-WELDED C.C.SEC NON ALLOY-STL	30186	129344	26005	105192
730661 O-TUBE,PIPE WELD SQUARE C-SEC	4577	46237	18122	119787
730669 TUBE/PIPE WELD OF OTH C.C-SEC		978		
730690 OTH TUBE PIPE HW-PROFILR I/STL	28812	122951	51449	147507
730711 TUBE/PIPE CAST FITINGS MR-175	2277	9077	6461	60282
730719 OTH TUBE/PIPE FITING IRON/STEL	49363	248610	19523	204345
730721 FLANGES, OF STAINLESS STEEL	13861	43843	4339	55485
730722 THREADED ELBO,BEND,SLV S/STEEL	1944	27953	8418	50621
730723 BUTT WELDING FITTING STAINSTEL	8641	48831	682	12064
730729 OTH TUBE,PIP FITTING STAINSTEL	54512	467481	50030	247304
730791 FLANGE AIR-P AGRI-TRACTOR<=80H	21645	178111	23700	152106
730792 THREAD ELBO,BEND/SLV IRN/STEEL	161249	415452	48028	181430
730793 BUTT WLEDING FITTING IRON/STEL	7549	92710	16256	274386
730799 OTH TUBE,PIP FIT IRN/STEL NEC	226031	1112105	170265	1083333
730810 BRIDGES AND BRIDGE-SECTIONS	22673	23578	5017	70037
730820 TOWERS AND LATTICE MASTS	412469	4319051	272713	1437159
730830 DOR,WIN/FRAMES,TH-HOLD,FORDORS	9538	122386	12959	746495
730840 EQUIP SC-FOLD SHUT PROP PITPRO	21132	191376	105766	402487
731100 CONTAINERS FOR CNG OF IRON/STL	56387	379976	120940	383825
731210 IRON AND STEEL WIRE	149800	839969	80753	366889
731290 OTH STL CORD USEIN TYRE MFU	22788	56644	2233	54209
731300 BRABED WIRE OF I/S TNIS HOOP	4720	107566	9594	55059
731412 ENDLESS BAND MACH STEL W-CLOTH		6000	286	6315
731414 OTH WOVEN CLOTH OF STAIN STEEL	947	15853	10775	24865
731419 STEL CORD FAB.USED IN MNUF TYR	166	59917	2576	7901
731420 GRIL NET FENC W/LD D=3MM MS100	2694	17121	11762	21904
731431 OTH GRL NEW FENC/WLED COTD ZNC		3033	5793	8070
731439 OTH GRL NET FENCING AT INTSEC	3152	6710	747	5658
731441 OTH CLO GRL NET FENC PL/COT ZN	7241	56906	22763	70930
731442 OTH CLO GRL NET FENC PL/COT PL	2008	6080	2313	6312
731449 OTH CLO GRL NET /FENFING	18705	143846	16027	103707
731450 EXPANDED METAL OF IRON OR STEL		21148		4938
731511 ROLLER CHAIN FOR VEHICLES Ch87	104712	556410	71780	409041
731512 OTHER CHAIN, ARTICULATED LINK	26597	142547	10982	105239
731519 ADJUSTER FOR CHAIN VEH H-87.11	17921	98150	15487	78466
731520 SKID CHAIN	478	4198	258	673
731581 STUD LINK		634		3197
731582 OTHER, WELDED LINK	544	11613	5388	14080
731589 OTHER CHAIN,	1125	10960	2646	7882
731590 OTHER PARTS OF CHAIN	970	17892	4338	10390
731600 ANCHORS,GARPNELS PARTS IRON/ST	38265	104873	19419	62717
731700 NAILS OF IRON OR STEEL	40470	274909	37325	173571
731811 COACH SCREW I/S THREADED	1990	12455	1059	6995
731812 OTH WOOD SCREW I/S THREADED	7900	21543	1483	10360
731813 SCREW HOOKS,SCREW RING RVT I/S		2719		694
731814 SELF-TAPPING SCREWS, THREADED	10784	47690	8666	27976
731815 HIGH TENSILE SCREW&BOLT I/STEL	255550	1327804	168653	938671

Contd.

10.11 Imports by Economic Categories (Detail)

(In Thousand Rupees)

Items	November, 2017	From July, 2017	November, 2016	From July, 2016
731816 HIGH TENTION NUTS IRON/STEEL	69854	292220	60709	286200
731819 OTH BOLT,NUT,WASHER,RVT I/S TH	21843	158334	18175	82852
731821 SPRING/LOCK WASHER H-TENSILE	4821	18370	1024	14472
731822 THURST WASHER FOR VEHICLE H87	15779	94578	19055	55336
731823 RIVETS, NON-THREADED	5721	30955	5540	29782
731824 COTTERS/PINS NON THREADED I/S	1388	5272	870	4559
731990 SEWING,DARNING/EMBROIDRY NEDLS	13084	64219	5656	31178
732010 LEAF-SPRING&LEAF M-CAR,H-8703	15357	100393	16565	74246
732020 HELICAL SPRINGS	20005	40808	400	6399
732190 PARTS OF I/S,COOK APPLI&PLAT-W	29371	138255	11889	200743
732211 RADIATORS/PARTS CAST IRON E-EL		95	9	560
732219 OTH RADIATOR AND PARTS THEREOF	3785	14971	1435	29459
732490 OTHER, INCLUDING PARTS	12199	72828	12889	74621
732510 OTH CAST ARTI I/S N-MEL C-IRON	6749	27024	10155	126210
732591 GRINDING BALLS SIMI ARTI MILLS		164927		54596
732619 FORGING OF CRANK SHAFT	106083	560589	104901	420862
732620 ARTICLES OF IRON OR STEEL WIRE	3523	49880	749	20182
740500 MASTER ALLOYS OF COPPER.		4657	1007	1007
740610 COPER-POW OF NON-LAMELLAR STRU		9236	998	11380
740620 COPER-LAMELLAR STRUCTURE FLAKE	20247	59073	20095	48516
740710 BARS OF REFINED COPPER	56965	199137	46125	323452
740721 COPPER BAR,ROD PROFIL ZINC BAS	542	16116		9191
740729 OTH BAR,ROD,PROFIL COPP ALLOYS	8825	32095	5237	17898
740811 WIRE REF COPP MAX CR-SEC DI>6M	112237	665279	35391	193642
740819 OTHER, WIRE OF REFINED COPPER	35681	155292	13773	79790
740821 WIRE OF COPPER ALLOY ZINC BASE	4125	21743	4136	10718
740822 WIRE OF COPPER ALLOY NICK BASE	1488	4088	44	903
740829 OTH WIRE OF COPPER ALLOYS ETC	748	14351	792	1902
740911 PLAT,SHEET,STRIP REF COPP COIL	11900	97378	39239	54812
740919 OTH PLAT SHEET&STRIP REF COPP	338	5471	2020	10629
740921 PL,SH&STRIP COPP ZINC BAS COIL	26036	91309	20479	62358
740929 OTH PL/SH/STRI COPP ZINC BAS	6161	40197	2713	13513
740939 OTH PL/SH/STRIP COPP TIN BAS-C		2546	1656	10576
740940 PL/SH/STRIP COPP NICKLE BASE		11		
740990 PL/SH/STRIP OTH COPP ALLOYS NS	552	3149	151	1287
741011 FOIL REFINED COPP NOT BACKED	86821	406868	49088	312367
741012 FOIL OF COPP ALLOYS,NOT BACKED	32622	250680	41979	186383
741021 FOIL OF REFINED COPPER,BACKED	312	18481	2910	5966
741022 FOIL OF COPPER ALLOYS,BACKED	962	962	4	1999
741110 CAPILLARY TUBE 2.25 MM R-COPER	203281	856796	54068	511794
741121 TUB&PIPE COPP ZINC BAS ALLOYS	2351	9115	1596	8464
741129 OTH TUBE&PIPE OF OTH COPP ALLY	5433	11018	2405	20311
741210 COPP TUBE/PIPE FIT REF COPPER	4528	10790	570	9224
741220 COPP TUBE/PIPE FIT COPP ALLOYS	8795	22180	4426	19430
741300 STANDARD WIRE,CABL PL-BAND-NEI	20	103538	5385	98185
741510 NAIL,TACK,DRW-PIN,STAPL,S-ARTI	25	2023	1	131
741521 WASHERS/INCL SPRING WASH N-THR	432	1992	278	2071
741529 OTH NOT THREADED ARTI COPPER	922	3367	817	3953
741533 OTH THRD SCREW,BOLT,NUT COPPER	133	70801	854	4607
750400 NICKEL POWDERS AND FLAKES.	798	8433	299	5362
750511 BAR,ROD,PROFILE NICKLE N-ALLOY				63
750512 BAR,ROD,PROFILE NICKLE ALLOYED		2615		299
750521 WIRE OF NICKEL, NOT ALLOYED	706	706		693
750522 WIRE OF NICKEL, ALLOYED	986	19283	2434	10015
750610 PLAT,SHET,STRIP,FOIL NICK N-AL	7357	7361		1441
750620 PLAT,SHET,STRIP FOIL NICK ALOY	1278	150585		1540
750711 TUBE&PIPE OF NICKEL NOT ALLOYD				83
750712 TUBE & PIPE OF NICKEL ALLOYED	1589	6618	2834	5033

Contd.

10.11 Imports by Economic Categories (Detail)

(In Thousand Rupees)

Items	November, 2017	From July, 2017	November, 2016	From July, 2016
760200 ALUMINIUM W/SCRAP OF AUTO PART	700280	3048451	463673	2325760
760310 ALUM POWDERS.NON-LAMELLAR STRU	1849	8103	1	8575
760320 ALUM FLAKES-LAMELLAR STRUCTURE	5298	22606	4728	18708
760410 BARS,OF ALUMINIUM, NOT ALLOYED	16324	67441	19325	55656
760421 HOLLOW PROFILES OF ALUM ALLOYD	73	12798	67	2415
760429 BAR ROD OF ALLUMINIUM ALLOYED	7742	77856	12802	69696
760511 ALMU WIRE N-ALLOY MAX DIA>6MM	18286	62256	8075	74823
760519 OTH ALUMINIUM WIRE NOT ALLOYED	9040	54281	7429	42302
760521 ALUM WIR ALLOY MAX CRS DIA>7MM	766	2607		2214
760529 OTH ALUMINUM WIRE, ALLOYED	16847	104963	5872	81189
760611 RECTANGLE&SQUARE ALUM NOT ALLY	53331	127193	24323	102760
760612 RECTANGULAR/SQ ALUM MOTALLOYED	189192	800575	115111	706742
760691 ALUM SHEET NOT ALLOYS ANODIZED	12586	55928	8374	64192
760692 ALUM SHEET ANODIZED ALLOYS C-D	13091	94799	1720	66756
760711 ALUM FOIL ROLLED N-WORK/BACKED	202357	1258673	367460	1446994
760719 ADHESIVE TAPE	163272	793914	105538	741282
760720 ALUMINUM FOIL, BACKED	203948	832571	147840	615021
760810 TUBE, PIPE OF ALUM NOT ALLOYED	16587	30846	559	13209
760820 TUBE, PIPE OF ALUM ALLOYED	8465	69704	11191	54954
760900 ALUM TUBE,PIPE FIT(COUP/ELBOW)	1056	8218	144	5193
761010 DOORS,WINDOW, FRAMS,THRESHOLDS	31990	242371	15053	88995
761300 AEROSOL CANS VALVES&COVERS ALU	2421	8829	768	10690
761410 STAND WIR,CABL PL,ALU S-CORE	58388	141402	248439	1204406
780419 OTHER , LEAD PLATES	2672	18876	53	598
790310 ZINC DUST(BLUE POWDER)	8797	22157		5380
790390 OTHER ;ZINC POWDER AND FLAKES				213
790400 ZINC WIRE	6109	26471	5198	16570
811300 CERMETS&ARTICLE INCL WAS/SCRIP		8		32
820110 SPADES AND SHOVELS	17418	77389	6466	36027
820130 MATTOCKS, PICKS, HOES & RAKES		227	71	139
820140 AXES,BILLS HOOKS&SIMI HEW TOOL		272	33	859
820150 SECATEURS&ONE-HAND PRUNERS SHR	10	57		72
820160 HEDGE SHEARS, TWO-HAND PURNING	63	299	38	731
820190 OTH HAND TOOL AGRICUL,HORTICUL	592	3377	87	1454
820210 HAND SAWS	6362	45935	4080	24833
820220 BAND SAW BLADES	1090	15092	681	7768
820231 CIRCULAR SAW BLADE WITH STEEL	7521	52583	5795	29945
820239 OTH CIRCULAR SAW BLADE,O/MATER	3723	46354	9082	31767
820240 CHAIN SAW BLADES	3260	10642	2608	9804
820291 STRAIGHT SAW BLADES,WORK METAL	10	981	55	1093
820299 GINSAW BLADE	3750	71278	9759	35584
820310 FILES, RASPS & SIMILAR TOOLS	7328	35795	4070	37403
820320 PILERS,PINCERS,TWEESZERS S-TOL	32908	155026	15879	87584
820330 METAL CUTTING SHEARS&SIM TOOLS	181	3495	326	8305
820340 PIPE CUTTERS BOLD CROPPERS,ETC	6992	25714	2011	9721
820411 NON-ADJUS H-OPER SPANER,WRENCH	51117	208689	39998	148184
820412 ADJUSTABLE H-OPER SPANER,WRENC	27343	173050	14404	98039
820420 INTERCHAGEABLE SPANNER SOCKETS	10343	38874	6583	15037
820510 DRILLING,THREADING TAPPING TOL	1995	19923	3146	14980
820520 HAMMERS AND SLEDGE HAMMERS	22130	44163	10418	28889
820530 PLANES,CHISELS,GOUGE WOOD WORK	1127	6795	724	2960
820540 SCREW DRIVERS	20290	111363	11700	61931
820551 OTHER HAND TOOLS H-HOLD N.E.S.	7233	33220	3592	18290
820559 OTH HAND TOOL(GLAZZIER DIMOND)	40164	141437	31425	141832
820560 BLOW LAMPS	159	178		138
820570 VICES, CLAMPS AND THE LIKE	5408	22381	2151	9516
820590 SETS OF ARTI.TWO/MORE,SUB-HEAD	1370	45900	3560	21464
820600 TOOLS FOR M-CARS H-8703 R-SALE	86	74365	92511	399114

Contd.

10.11 Imports by Economic Categories (Detail)

(In Thousand Rupees)

Items	November, 2017	From July, 2017	November, 2016	From July, 2016	
820713	ROCK DRILLING,EARTH BORING TOL	3596	7614	11440	19851
820719	OTH INC PARTS ROCK DRIL,E-BORI	131097	857417	143252	606544
820720	DIES FOR DRAWING/EXTRUD METAL	3356	58849	6984	156466
820730	TOOL FOR PRESS, STAMPING/PUNCH	14244	727942	16265	116054
820740	TOOLS FOR TAPPING OR THREADING	3792	14709	1289	8788
820750	TOOL DRIL O/T ROCK/PST DRILL	51593	232157	32614	117883
820760	TOOLS FOR BORING OR BROACHING	10489	30846	653	14907
820770	TOOLS FOR MILLING	5080	24705	8779	34781
820780	TOOLS FOR TURNING	7935	36397	8122	32834
820790	OTH INTERCHANGEABLE TOOLS	57971	670620	33090	229478
820810	KNIVS&CUTING BLADE METAL WORK	7214	27280	2996	25743
820820	KNIVS CUTING BLADE WOOD WORK.	4102	10630	899	7002
820830	KNIVS&CUTING BLADE KITCHEN APP	10654	37217	2486	17984
820840	KNIVS&CUTING BLADE AGRI HORT	4953	43051	2022	21244
820890	OTH BLADES/KNIVS PAPER MACH	42141	239482	37961	184981
830260	AUTOMATIC DOOR CLOSERS	3005	36660	3233	39552
831190	OTH WIRE&RODS AGGLOMTR B/METAL	16213	92193	14608	79878
840140	PARTS OF NUCLEAR REACTORS		2091825	2392	2392
840211	W/TUBE BOILER S/PROD-45-350T/H	779293	21255804	2992592	14827484
840212	WATERTUBE BOILER S/PROD-45T/H	70821	293257	6670	130079
840219	FIRE TUBE BOILERS	27863	217430		84027
840220	SUPER-HEATED WATER BOILERS		68340		
840290	PARTS MACH H-8402.1190	17172	1984329	331226	3684527
840310	BOILERS	8981	20125	3616	33404
840390	PARTS CENTRAL HEATING BOILERS	392	59721	149	1878
840410	AUXILIARY PLANT FOR BOILER		627378		731367
840420	CONDENSERS STEAM/VAP POW UNIT	34851	852150	20564	107230
840490	PARTS MASHINE H-8404.1000	24545	926421	378086	2436485
840510	PRODUCER WATER GAS GENERATORS	8137	43716	142772	167637
840590	PART PROD GAS WATER GENERATOR	8928	17147	4438	17885
840610	TURBINES FOR MARINE PROPULSION				72121
840681	OTH TURBINE OUTPUT EXCEED 40MW	334678	4991577		2015102
840682	O-TURBINE OUTPUT NOT EXC 40MW	338386	1915114	1427365	10579400
840690	PARTS OF STEAM TURBINES	226554	809533	879784	8971961
840710	AIRCRAFT ENGINES		538657	10670	1031590
840721	OUTBOARD MOTORS	85748	296277	40173	229938
840729	OT MARINE SPARK-IGN-ROTRY ENG.		893		158
840731	RECIPROCA P-ENG-50CC VEH-8711	1875	22543	2895	11976
840732	RECIPRO PE 50-250CC VEH-H-8711	22736	377210	93503	295549
840733	RPE ENG-250-1000 CCH-8703,8704	1859	31618	4588	17784
840734	PISTON ENG CAPACITY EX1000CC	36538	213460	30601	170300
840790	GAS ENGINES	87673	408308	30532	293658
840810	MARINE PROPULSION ENG-DIESEL	360	3625	588	59319
840820	DIESEL ENG,AGRI-TRACTOR H-8701	82848	506670	54872	324651
840890	OTH ENGINES	301274	1224366	44035	262220
840910	PARTS FOR AIRCRAFT ENGINES	1977	48404	84148	324608
840991	CYLIND,BLOCK. ENG- VEH-H-8711	1099700	6032457	882222	4272486
840999	OTH RING&PISTON FOR VEH CH-87	742573	4202936	733325	3449567
841011	HYD,TURBINE,WATER WHEE-1000KW		31947		13387
841012	HYD,TURBN W/WHEEL1000-10000KW		392594		
841013	HYD TURBINE,W/WHEEL>10,000KW		11867		678183
841090	PARTS FOR MACH HEAD-8410.1100	1544	1450045	498077	3421352
841112	TURBO-JET THRUST EXCEED25KN		68699		
841121	TURBO-PROPLER NOT EX 1100KW		2666		
841122	TURBO-PROPLER EXCEED 1100KW				1950952
841181	OTH GAS TRBIN NOT EXCD 5,000KW			22928	22928
841182	OTH GAS TURBIN EXCE-5,000KW	145807	544331	3496319	30087942
841191	PARTS TURBO-JET /PROPELLERS		485		

Contd.

10.11 Imports by Economic Categories (Detail)

(In Thousand Rupees)

Items	November, 2017	From July, 2017	November, 2016	From July, 2016
841199 OTH, PARTS OF GAS TURBINES	7783846	14904288	789230	6004525
841210 REACTION ENG OTH THAN TURB-JET			1075	1083
841221 LINEAR ACTING, HYD ENGINE & MOTOR	4614	39745	5113	46061
841229 OTH, HYDRAULIC POWER ENG & MOTOR	35924	148241	20022	98050
841231 LINERA ACTING, PNEUMATIC P-ENG	5590	25130	6307	26396
841239 OTH, PNEUMATIC ENG & MOTOR	17144	49196	9860	32675
841280 WIND ENGINE (WIND MILLS).	92	8105	991	3310
841290 PART MAC H-8412.3900, 8412.8010	16814	127618	13181	55313
841311 PUMPS FOR DISPENSING FUEL/LUB	103353	687515	23291	280542
841319 PUMPS FOR DISPENSING CHEMICALS	122721	652864	46801	276017
841320 HAND PUMP O/THN H-841311, 19	4026	13202	879	4681
841330 DIESEL FUEL INJET PUMS VEH-87	128266	1546137	393320	1562694
841340 CONCRETE PUMPS	2867	93825	18004	95024
841350 OTH POSITIVE DISPLACEMENT PUMP	396073	802644	210643	1056820
841361 OTH ROTRY POS DISP GEARED PUMP	33227	134695	16551	432241
841370 SUBMERSIBLE PUMPS	444295	2770476	869234	4455687
841381 OTH PUMPS	382696	1221102	59290	552670
841382 LIQUID ELEVATORS	155	1795		3226
841391 ST. STEEL IMPELLERS OF PUMPS	339446	1778756	154691	821182
841392 PARTS OF LIQUID ELEVATORS PUMP	1969	13633	264	8650
841410 VACUUM PUMS	67180	174848	16430	116851
841420 HAND/FOOT OPERATED AIR PUMS	11671	43608	10383	43349
841430 COMPRESSOR NON CFC/HCFC GASES	746880	5465447	726900	3713137
841440 AIR COMPRESSORS MOUNTED W/CHAS	87848	256470	35419	346650
841451 CEILING FAN	50222	590031	29743	1233750
841459 BLOWERS INCL PORTABLE TYPE	148107	830989	215362	493937
841460 HOODS MAX-HORIZONTAL SIDE 120CM	27760	150579	15993	93733
841480 PISTON TYPE AIR COMPRESSORS	455126	4119666	828754	3924596
841490 PART MACH H-84141000, 8414.3010	175202	1711704	193410	976572
841510 WINDOW/WALL TYPE AC/SPLIT SYS	111339	1336448	354137	1524224
841520 AC MACH FOR MOTOR-CARS H-8703	52	13832	471	21014
841581 O-AC INCOR REFRIG UNIT VALVE-RE	32	9057	6403	261774
841582 O- AC INCOR REFRIGIRATING UNIT	141431	1084527	14630	200581
841583 O-AC NOT INCROPO REFRIG UNIT	58055	402708	12678	140456
841590 EVAPORATOR COATED/ENAM VEH-87	419006	2217377	308195	1538855
841610 FURNACE BURNERS LIQUID FUEL	486	4943	1002	15336
841620 OTH FURNAC BURNER INCL COMBINT	7207	132041	11648	44385
841630 MECHANICAL STOKERS GRATES ETC	66007	358229	11862	276331
841690 PART OF BURNRS & FURNACES	17611	61891	5208	130444
841710 KILINS (FURNACE OVEN)	617145	2717647	87315	1694130
841720 BAKERY OVENS INCL BISCUIT OVEN	3858	195247	79834	137191
841780 OTHER FURNANCE AND OVENS INDUS	8462	541886		305238
841790 PART OF INDUSTRIAL LAB FURNACE	36081	182990	41991	87062
841810 COMBINED REFRIG-FREEZE W-DOORS	24290	247616	18522	152789
841821 REFRIGES H-HOLD COMPRESS TYPE	36961	274280	34445	227534
841829 OTH REFRIGERATOR HOUSHOLD TYP	47083	224361	6966	50752
841830 FREEZERS CHEST TYPE-800 I CAPA	543	47035	412	33266
841840 FREEZERS UPRIGHT TYP-900 ICAPA	3602	71615	5100	21901
841850 O-FURNI-STORAGE, DISPLY FRZ EQU	6718	101542	20424	61439
841861 HEAT PUMPS O/T AC MACH-H-8415	5468	93739	2691	3212
841869 MILK CHILER ABOVE 3000 LTR CAP	486672	1490393	257057	1340758
841891 FURNITURE REFRIG FREEZING EQPT	3670	11704	35	6620
841899 EVAPORATORS (ROLL BOND TYPE)	220203	1755611	263670	1263785
841911 INST GAS WATER HEATERS NON-ELE	128954	519264	74161	327276
841919 O-INST STRAGE WATER HETER N-EL	22917	87260	3583	26653
841920 MEDICAL SURGICAL LAB STERILISE	31822	131959	35932	200372
841931 DRYERS AGRICULTUL PRODUCTS	394	19261		80
841932 DRYERS WOOD PAPER PULP P/BOARD		71461		29309

Contd.

10.11 Imports by Economic Categories (Detail)

(In Thousand Rupees)

Items	November, 2017	From July, 2017	November, 2016	From July, 2016
841939 OTHER DRYERS	48725	596050	30315	661438
841940 DISTILLING RECTIFYING PLANT	41374	50377	1312	143354
841950 HEAT EXCHANGE UNITS	323683	8168208	25515	1144746
841960 MIST ELIMINATOR	23743	287481	9123	389126
841981 O-MACH FOR MAKING H-DRINK/FOOD	42418	304696	42707	189383
841989 COOLING TOWERS	514371	4226309	114194	3973115
841990 PART DRYERS,AGRI,AIR GAS MACH	44643	594191	948257	2484334
842010 CALENDERING OTH ROLL MACHINES	38109	96103	22142	96711
842091 CYLINDER(FOR CALENDERING MACH)	1877	9793		3816
842099 OTH PART OF CALENDER MACHINE	3235	46114	5388	37882
842111 CREAM SEPARATORS	11	703	1056	1159
842112 CLOTHES-DRYERS	18309	66349	240	6579
842119 OTH CENTRIFUGES INCLUDING DRYR	143965	1325600	75534	1678145
842121 FILTERING PURIFY MACH&APARATUS	283050	2051467	1056150	3780699
842122 FILTERING MACH FOR BEVERAGES	5418	23048	5554	18496
842123 OIL FILTER M-VEH H-8703,4,8711	36196	284839	53025	211848
842129 OTH FILTER MACHS APPARATUS NES	218147	1285114	118719	1047708
842131 INTAKE AIR FILTER CARS H-8703	55366	372459	45595	412176
842139 FILTER DRIER NON CFC REFRI GAS	308074	1737608	393382	2760183
842191 PART MACH H-842111&84211900	185359	686393	99590	354285
842199 PAR MA H-8412.3910,,3920,,3930	668161	2198723	69855	2135083
842211 DISH WASHING MACHINE HOUSEHOLD	3630	14976	1808	6260
842219 OTHER DISH WASHING MACHINE	112	5132	445	1853
842220 MACH CLEANING/DRYING BOTTLE	212	34039	161	162134
842230 MACH FILLING/CLOSING BOTTLES	224400	2456485	333049	2258019
842240 OTH PACKING WRAPPING MACHINE	373600	1935823	587884	1398480
842290 PARTS DISH WASHING MACHINE	139029	778242	124537	561555
842310 PERSONAL WEIGHING MACHINES	13888	50794	26706	45351
842320 SCALES FOR CONT WEIGHING GOODS	11849	40978	5065	12910
842330 CONSTANT WEIGHT SCALES/HOPER	842	21128	739	18467
842381 OTH WEIGHT MACHINERY-30KG	22298	56777	45538	52834
842382 OTH WEIGHT MACH CAP-30-5000KG	187631	298499	74692	146437
842389 OTH WEIGHING MACHINERY	1216	27628	6924	110168
842390 WEIGHT MACH WTS ALL KINDS&PART	22203	82806	23779	92889
842410 FIRE EXTINGUISHERS W/N CHARGED	22412	440122	149353	658202
842420 SPRAY GUNS& APPLI AGRICULTURE	51086	419141	69578	276712
842430 STEAM,SAND BLAST,JET PROJ MACH	5224	63784	2092	27223
842441 AGRI PORTABLE SPRAYERS		290		
842449 OTH AGRI/HORTI SPRAYERS	1755	2516		
842482 OTH AGRI. & HORTI APPLIANCES	12987	192852	46801	136842
842489 OTH APPL PROJ/DISPERS/SPRY LQD	74536	1226300	198663	563647
842490 PART MAC H-8424.2010,3000,8100	27977	165096	24053	366226
842511 PULLEY/HOISTS ELECT POWERED	38442	156076	25198	190524
842519 O-PULLY/HOISTS/WINCH/CAPSTANS	13498	97730	172530	322902
842531 WINCH CAPSTAN POWER E/MOT	22519	38949	5213	26322
842539 WINCHES CAPSTAN	5766	123029	9662	63527
842541 BUILT IN JACKING SYSTEM GARAGS	1136	15362		19220
842542 OTH JACKS AND HOISTS HYDRAULIC	157799	324365	40553	319723
842549 OTH MECHANICAL HANDING EQUIPMT	552	11001	2410	10224
842611 OVERHEAD-TRAVELING-FS-C-400MT	80639	405043	67037	387070
842612 MOBILE LIFT FRAM ON TYRE-20 T	33722	664892	2111	42713
842619 CRANES LIFTING CAP UPTO 400 MT	12339	1641306	111864	357979
842620 TOWER CRANES	25846	416441	51210	197020
842630 PORTAL OR PEDESTAL JIB CRANES		157		27769
842641 O-MACHINERY SELF PROP ON TYRES	40989	321029	14445	122094
842649 OTH MACHINERY SELF PROPELLED	143777	1403258	446844	1316468
842691 O-MACH DESIGED MOUNT ROAD VEH	3518	16316	1300	4007
842699 OTH MACHINERY NOTSELF PROPELED		3951		69

Contd.

10.11 Imports by Economic Categories (Detail)

(In Thousand Rupees)

Items	November, 2017	From July, 2017	November, 2016	From July, 2016
842710 SELF PROPELL TRUCK WITH EL MOT	59898	289250	36119	201846
842720 FORK LIFT TRUCK CAPAC-NOT>3-T	118380	1043973	95618	777484
842790 OTH WORK TRUCK LIFT/HAND EQUIP	14681	158553	23768	79523
842810 PANSENGER LIFT	306538	1352756	103463	761361
842820 PNEUMATIC ELEVATORS&CONVEYORS	80950	105171	704	57275
842832 OTH ELEVATOR/CONVEYOR BUKT TYP	1777	111965	4543	23382
842833 OTH ELEVATOR/CONVEYOR BLT TYPE	107837	260504	2524779	4567008
842839 ELEVAT/CONVEYORS-CEMENT PLANT	516556	1344449	597216	3862577
842840 ESCALATORS & MOVING WALKWAYS	661023	1706077	7954	218711
842860 TELEFERICS CHAIR-LIFT,F/FURNIC	1514	7799	712	4053
842890 HYDRAULIC LIFT ASS AGR-TRACTOR	287262	946777	352399	2604095
842911 TRACK LAYING BULDOZER/ANGLDOZR	14322	411761	33194	582238
842919 0-BULDOZR/ANGLEDRO/TRACK LAYIN	49259	595975	376864	852011
842920 GRADERS AND LEVELLERS	39235	468936	337573	1272490
842930 SCRAPERS		248		132
842940 TAMPING MACHINE & ROAD ROLLERS	262106	1714080	628300	2053775
842951 FRONT-END SHOVEL LOADERS	221125	1624635	353762	2331273
842952 MACHINERY 360 REVOLVG S/STRUTE	16797	124458	90530	299546
842959 OTH MECHANICAL SHOVALS EXCAVOR	1147429	6278570	2275283	9822789
843010 PILE-DRIVERS /EXTRACTORS		28496	32278	33787
843020 SNOW-PLOUGHS AND BLOWERS		4779		
843031 SELF-PROP COAL ROCK CUTTER		42564	82922	90419
843039 OTH SELFPROP COAL/ ROCK CUTTER	3303	8947		28891
843041 OTH BORS SINK MACH SELF-PROPEL	68186	166403	17598	347658
843049 OTH BOR/SINK MACH NOT SELFPROP	170475	2166839	157856	2080436
843050 OTH MACHINERY SELFPROPELLED		30348	342	30483
843061 TAMP COMPACT MACH NOT SELFPROP	9316	38327	8806	22705
843069 OTH MACHINERY NOTSELF-PROPELED	6875	60050	4349	62643
843110 PARTS MACHINERY HEADING 84.25	25799	111014	2627	25460
843120 PARTS MACHINERY HEADING 84.27	5386	54566	16422	57303
843131 PARTS OF LIFT SKIPHOIST&ESCALT	21765	157988	63267	335668
843139 OTH PARTSLIFT/HANDLE/LOAD MACH	90157	636716	130341	385339
843141 BUCKETS SHOVELS GRABS & GRIPS	4166	38824	11909	28923
843142 BULDOZER OR ANGLEDOZER BLADES		1789	4754	6356
843143 PARTS BOR/SINK MACHINERY	359507	1542289	209766	1281640
843149 PART MACH HEAD 84.26.84.29-30	431284	1981181	230450	1014063
843210 CHISEL PLOUGHS	711	1362		254
843221 DISC HARROWS	1311	9043	7126	13945
843229 CULTIVATORS	5239	9430	480	5153
843231 NO-TILL SEEDER,PLANTER,TRANS	78	2875		22
843239 OTH SEEDER,PLANTER, TRANS		3685	1396	2640
843241 MANURE SPREADERS		1491		
843280 ROTAVATORS	21632	125695	32297	113359
843290 PARTS AGR HERTICULTURAL MACHIN	21793	127536	6346	126761
843311 LAWN MOVER PARKS/SPORTS GROUD	1387	1903		2882
843319 OTH MOVER LAWN PARKS SPORTGOOD	4353	9913	250	4349
843320 OTH MOWERS INCLUDING CUTER BAR	226	21557		2044
843330 OTH HAYMAKING MACHINERY	444	5434		1536
843340 STRAW BALER INCL PICK-UP BALER	2603	71823	8284	51536
843351 COMBINE HARVESTER-THRESHERS	38592	530649	85453	684457
843352 OTH THRESHING MACHINERY	405	80472	976	15691
843353 ROOT/TUBER HARVESTING MACHINES				617
843359 OTH HARVESTING MACHINES	29141	96887	9445	60494
843360 MACH CLEAN SORT EGG FRUT AGPRO		6572	7089	76701
843390 PARTS MACH CLEAN/SORT EGG ETC	7953	52456	2541	30600
843410 MILKING MACHINES	14649	33045	668	6866
843420 DAIRY MACHINERY	3818	94258	12017	100613
843490 PART MILKING/DAIRY MACHINERY	6032	47526	12309	48166

Contd.

10.11 Imports by Economic Categories (Detail)

(In Thousand Rupees)

Items	November, 2017	From July, 2017	November, 2016	From July, 2016
843510 MACH FOR BEVERAGE MANUFACT		6714	8600	20116
843590 PART OF JUICE EXTRACTING MACHI		444	9609	10256
843610 MACHRY PREP ANIMAL FEED STUFS	11038	213186	147927	310156
843621 POULTRY INCUBATORS & BROODERS	21053	33502	16502	94131
843629 OTH POULTRY KEEPING MACHINERY	90240	820691	144134	375739
843680 OTH MACHINERY	148	1287		60877
843691 PARTS POULTRY KEEP MACH BRODER	2436	19399	1772	58506
843699 OTH PARTS AGR/HORT MACHINERY	19785	109823	16717	68712
843710 MACH CLEAN SORT GRAD GRAIN/VEG	63798	315183	190467	593694
843780 OTH MACH FOR CEREALS	53172	407982	67287	533926
843790 PARTS MACHINE USE MILLINDUSTRY	58430	220637	44634	176771
843810 BAKERY MACH MFG MACARONI SPGTI	266000	2603778	97907	1095457
843820 MACH MANU CONFECTIONERY COCA	247620	438835	84262	359488
843830 CRSUHERS FOR SUGARCANE	1260	8080	411	9047
843840 BREWERY MACHINERY		275		
843850 MACH PREPARATION MEAT/POULTRY	9202	79792	21151	160503
843860 MACH PREP OF FRUITS/NUTS/VEG.	11086	105255	188	29173
843880 OTH MACH FOR CEREAL FOOD MANF	19165	255843	24423	173965
843890 PARTS MACH H-843830000&84384000	58380	340603	23417	143481
843910 MACHINERY M/PULP FIBROUS MATA		31847	486	13590
843920 MACHINERY MAKE PAPER P/BOARD	3399	113864		43854
843930 MACHINERY FINISH PAPER P/BOARD	10905	89196		19345
843991 PARTS MACHIN PULP FIBROSMATERL		25935	3068	12479
843999 OTH PARTS MACHIN PAPER P/BOAD	26193	217035	44852	137543
844010 BOOK-BIND&BOOK-SEWING MACHIN	11842	109747	731	10675
844090 PARTS BOOK BINDING MACHINERY	3	77	722	1159
844110 CUTTING MACHINES	114957	289094	231943	573142
844120 MACH MAKE BAGS SACKS/ENVELOP	2993	714006	2970	6186
844130 MACHI MAKE CARTONS BOX TUBE	4453	88803	12284	108217
844140 MACH MOULDING ARTI PAPER PULP	27689	93424	1568	57870
844180 OTH MACH FOR MAKING P&P/BOARD	19714	129100	5818	47546
844190 PART MAC H-8441.1000,8441.4000	34517	90266	11302	68174
844230 PRINTING MACH, APATUS&EQUIPMEN	9800	68139	10913	51761
844240 PARTS OF THE FOREGOING MACH	586	5979	130	11475
844250 PLATE ,CYLINDER/PRINT COMPONE	10909	72566	22167	56218
844311 OFF SET PRINT MACHIN REELFED	3935	114022	25921	58292
844312 SHEET FED,OFFICE TYPE S-22&36	17536	30785	2623	33760
844313 OTH OFFSET PRINTING MACHINERY	121753	724557	57356	328442
844314 LETTERPRESS PRI-MACH REEL FED	1054	23467	1164	9288
844316 FLEXOGRAPHIC PRINTING MACHIN	12174	119051	5043	313572
844317 GRAVURE PRINTING MACHINERY	2704	168887	17953	186231
844319 HOT STAMPING MACHINES	490354	1691992	118950	1394530
844331 FAXPRINTERS &COPIERS COMBINED	46567	240573	41906	210862
844332 DOT MATRIX PRINTER FOR DP MACH	254390	883314	129980	705379
844339 PHOTOCOPYING APPA FOR DP MACH	85243	477561	70674	500137
844391 PART P-MACH PRINT BY PLATE/CYL	26087	120902	32794	140081
844399 AUTOMATIC DOC FEEDER OF COPIER	83907	503293	78635	424321
844400 MAC EXTRUD CUT M-MADE TEX-MATE		138631		54257
844511 CARDING MACHINES	184623	1034831	387370	1288867
844512 COMBING MACHINES		456132	79896	79896
844513 DRAWING /ROVING MACHINES	182545	1105406	187343	591011
844519 OTH BLOW ROOM MACHINERY	126253	631605	127450	504191
844520 TEXTING SPINNING MACHINES	290487	3968281	391593	3292373
844530 TEXTILE DOUBLING OR TWIST MACH	21482	134102	5746	141242
844540 WEFT WINDING MACHINE	258027	1861717	161414	1189078
844590 OTH MACH, TEXTILE FIBRE	426987	1809293	186678	1238317
844610 WEAVING MACH FAB WD-NOT>30CM	2584	4371		6598
844621 POWER LOOM WEAV FAB EXCED 30CM		19930		

Contd.

10.11 Imports by Economic Categories (Detail)

(In Thousand Rupees)

Items	November, 2017	From July, 2017	November, 2016	From July, 2016
844629 OTH WEAVING MACHINES(LOOMS)	17333	492744	294543	702609
844630 WEAV MACH FAB >30CM SHUTTLES	692681	2725708	1573201	3624079
844711 CIRCULAR KNIT MACH DIA-165MM	163984	253950	86524	185735
844712 CIRCULAR KNIT MACH DIA>165MM	50953	276633	69893	181432
844720 FLAT KNIT MACH STITCH-BONDING	15462	113391	18627	101834
844790 MULTI HEAD EMBROIDERY MACHINES	531671	2554023	310025	1617858
844811 DOBBIES JACQUARD COPY ETC MACH	3005	105492	33469	198533
844819 OTH AUXILARY MACHIN HD84.44-47	105724	804421	190815	631585
844820 PARTS&ACCESORIES MACH H-84.44	7240	49440	8379	51163
844831 TOPS & FLATS CARD CLOTHING	93000	514533	113254	441649
844832 PART ACCESSORY MACH TEXT FIBRE	10948	34927	14150	31014
844833 SPINDLE FLYER RING TRAVLLERS	103702	516305	105621	437051
844839 OTH PARTS&ACCESSORIES 84.45	149434	776262	140958	699910
844842 REEDS FOR LOOMS	23262	122218	19638	108587
844849 SHUTTLES	67596	314378	44133	281329
844851 SINKERS NEEDLES & OTH ARTICLES	46890	192725	29531	166121
844859 PART ACCESSORY MACH HEAD 84.47	21009	169928	28346	160076
844900 MACH MFG FINISH NON WOVENS	39287	58925		76003
845011 WASHING MACH FUL-AUTO NOT>10KG	55785	502413	90797	343158
845012 O-MACH BUILT-CENTRIFUGAL DRIER	5351	101064	32400	46243
845019 O-MACH DRY LINE CAPA -NOT>10KG	21368	59342	3126	22715
845020 MACHINE DRY LINE CAP EXCE10KG	26522	66947	48	19607
845090 PARTS FOR H/HOLD WASH MACHINE	9925	109367	13086	87494
845110 DRY-CLEANING MACHINES	781	8167	19013	148081
845129 OTH DRYING MACHINES	70525	432166	18419	229426
845130 IRONING MACHINES & PRESSES	14664	90435	9259	54821
845140 WASHING MACHINE	238647	1099135	110756	755757
845150 REELING UNREEL FOLDING ETC MAC	25510	214294	23641	118556
845180 COATING/ LAMINATING MACH	721244	2759073	734269	1955252
845190 PARTS FOR DRY CLEAN/DYING MACH	47028	214844	29316	165518
845210 SWING MACH H-HOLD CKD/SKD COND	23528	77132	16297	73377
845221 AUTOMATIC UNITS SEWING MACHINE	31677	148159	31444	61082
845229 OTH SWING MACHINES	245080	1299673	215709	1132143
845230 SEWING MACHINE NEEDLES	8011	67079	13306	49829
845290 FURNITURE,BASES COVER SEWI MAC	31099	152748	25117	123147
845310 MACH PREP,TANN HIDE,SKIN LEAT	101749	265900	13786	110863
845320 MACH MAKING/REPARING FOOTWEAR	18758	197778	11326	107442
845380 OTH MACH REPAR H-SKINS/LEATHER	1077	4809	1075	4547
845390 PARTS OF MACH TANNING,FOOTWEAR	13692	55364	6510	40438
845410 CONVERTERS	99	10166	26	1709
845420 INGOT MOULDS & LADLES	1942	11793	31	1269
845430 CASTING MACHINES	103889	339534	82805	259606
845490 PARTS OF CONVERTERS LADLES ETC	5101	90585	6906	70874
845510 TUBE MILLS	28832	102345		16620
845521 HOT/COMBIN HOT&COLD ROLING MIL	40294	217193	250913	593425
845522 COLD, ROLLING MILLS	5202	47914	18066	28766
845530 CAST IRON ROLE DIA NOT>91.44CM	32032	199362	11131	161251
845590 OTH PARTS METAL ROLLING MILLS	17286	73610	37009	124737
845611 MACH OPERATED BY LASER	4393	47219	52144	194947
845612 MACH OPERATED BY PHOTON BEAM	35102	36070		
845620 MACH FOR DRY-ETCHING PATTERNS	29	22255		2690
845630 MA-TOOL OPER ELECTRO DISCHARGE	9780	17417	9649	31342
845690 O-MAC TOOL FOR REMOVAL OF MAT	317	18810	3772	29872
845710 MACHING CENTRE FOR WORK METAL	30100	136501	34815	146004
845720 UNIT CONSTRUCTION MACH(SINGLE)		10246		
845730 MULTI-STATION TRANSFER MACH		23337	13732	13732
845811 HORIZONT LATH NUMERICL CONTROL	27925	98535	25094	206112
845819 OTHER, HORIZONTAL LATHES	20337	143670	10413	90825

Contd.

10.11 Imports by Economic Categories (Detail)

(In Thousand Rupees)

Items	November, 2017	From July, 2017	November, 2016	From July, 2016
845891 OTH LATHES NUMERICALLY CONTROL	10560	77426	17903	194902
845899 OTH LATHES FOR REMOVING METALS	25345	327729	3423	61397
845910 WAY TYPE UNIT HEAD MACHINES	967	13827	413	3488
845921 OTH DRILL MACH NUMERICAL CONT	577	701		3637
845929 DRIL MACH CAP62MM IRON50MM STL	22061	130889	10731	89901
845931 OTH BOR/DRIL MACH NUMERI CONTR	3740	7445	393	20454
845939 VERTCAL BOR,MILING MACH CP25MM	34881	60758	4126	25282
845941 OTH BROING MACH NUMERCAL CONT	2587	11154	2547	16550
845949 OTHER BORING MACHINES		133026	21	130642
845951 MILLING MACH KNEE TYPE N.CONTR	1293	8556	451	4364
845959 MILL MACH W TRAVERSER =<300MM	2175	30234	2152	29734
845961 OTH MILLING MACH NUMERCAL CONT	210	3331	3047	7403
845969 VERTICAL TURRET MILLING MACHIN	10895	85500	3508	80327
845970 OTH THREAD/TAPPING MACH N.CONT	652	8360	2589	16895
846012 F.SURFACE GRIND MACH NUM CONTR			4969	4977
846019 OTH F.SURF GRIND MAC AXIS0.01M	4344	37018	8091	28413
846024 OTH GRIND MACH NUMERICAL CONTR				41579
846029 OTH GRIND MACH AXIS 0.01MM	1773	18449	829	8286
846039 OTH SHARPENING MACH-TOOL	1448	5755	156	1156
846040 HONING OR LAPPING MACHINES		40765	6784	10881
846090 BENCH TYPE GRINDING MACHINE	8876	119876	6213	72451
846120 SHAPING MACH STROKE UPTO 45 CM	3918	16363	4667	80176
846130 BROACHING MACHINES		1455		18498
846140 GEAR CUTTING,GRIND/FINISH MACH	17933	57659	7699	20835
846150 HACKSAW MACH D17.5CM,BLADE45CM	25237	121452	29807	102609
846190 OTH MACH TOOL FOR METAL WORK	3155	37282	8660	37542
846210 FORGING/DIESTAMPING MAC N-CONT	32213	47365	3124	22006
846221 BEND,FOLD,ETC MACH NUM CONTROL	137	32780	6374	39212
846229 OTH BENDING,FOLDING MACH	11832	183477	30988	130131
846231 SHEARING MACH NUMERICAL CONTRO		3429	4512	9017
846239 OTH SHEARING MACH	4024	34258	4072	60273
846241 PUNCH/NOTCH MACH NUM CONTROLLED	2530	11182		15211
846249 OTH PUNCHING/NOTCHING MACH	64875	182995	7771	71236
846291 HYD PRESS PRESUR < 60.963 MT	37624	118827	17147	84736
846299 OTH PRESSES FOR WORK METAL	2315	206381	9071	251806
846310 DRAW-BENCH FOR BARS,TUBES WIRE		67275	10902	50753
846320 THREAD ROLLING MACHINES	411	20425	210	16140
846330 MACHINES FOR WORKING WIRE	4549	64755	3587	24581
846390 OTH MACH TOOL WORKING METALS	785	134148	5361	55455
846410 SAWING MACHINES		30933	775	3247
846420 GRINDING MACHINES	25913	111740	3470	35922
846490 OTH MACH TOOL WORK STONE/CER/C	73062	293056	4889	31840
846510 MACHINE FOR MECHANIC OPERATION		18	6749	6854
846591 HACKSAW MACH W BLADE< 54.7CM	1092	12559	2048	15271
846592 PLANING,MILLING, MOULD MACH	1786	8546	607	12728
846593 GRINDING SANDING POLISHING MAC	115	40843	539	15627
846594 BENDING OR ASSEMBLING MACHINES	417	9718	1477	84041
846595 DRILLING OR MORTICING MACHINES	1626	23795		306
846596 SPLITING SLICING PARING MACH				11847
846599 OTH MACH TOOL FOR WOOD CORKETC	30391	87242	12195	69783
846610 TOOL HOLDER SELF OPEN DIEHEAD	5974	24742	4159	31662
846620 WORK HOLDERS	1083	49083	135	11444
846630 DIVIDING HEAD & ATTACH M-TOOL	283	1491	8876	10458
846691 OTH PART FOR MA-TOOL H.84.64	269	2219	10346	14086
846692 OTH PART FOR MA-TOOL H.84.65	4574	25761	2672	30564
846693 PART MAC H-8458,8459,8460,8461	31641	157534	17466	100344
846694 PAR H-8462.1090,,9110,84659110	30469	78523	11313	72489
846711 PNEUMATIC ROTARY TYPE TOOLS	1424	4969	298	8619

Contd.

10.11 Imports by Economic Categories (Detail)

(In Thousand Rupees)

Items	November, 2017	From July, 2017	November, 2016	From July, 2016	
846719	OTH PNEUMATIC TOOLS FOR WORK	3399	51924	4494	27753
846721	DRILL W ELEC MOTOR OF ALL KIND	18969	147817	18995	94136
846722	SAWS SELF CONTAINED ELE-MOTOR	6352	17878	522	12995
846729	OTH TOOL WITH ELECTRIC MOTOR	67998	325137	48360	230900
846781	CHAIN SAWS	7368	19987	7711	18832
846789	OTH TOOL WORKING IN HAND	14895	56088	14936	45823
846791	PARTS OF CHAIN SAWS	1560	11329	475	6577
846792	PARTS OF PNEUMATIC TOOLS	3514	25974	7555	14079
846799	OTH PART TOOL WOR IN THE HAND	26760	106428	15910	75005
846810	HAND HELD BLOW PIPES		97	195	351
846820	OTH GAS-OPERATED MACH APPARATU	3381	15996	424	4077
846880	OTH MACH FOR SOLDER,BRAZING	4679	22790	5585	28395
846890	PARTS FOR SOLDERING,BRAZIN MAC	4154	36093	4593	22307
847010	ELEC CALCULATOR,DATA REC MAC	24561	89206	13433	68466
847021	CALC. MACH W PRINT DEVICE	175	239		
847029	OTH ELECTRO CALCULATING MACHIN		26		638
847030	OTHER CALCULATING MACHINES	53	262		
847050	CASH REGISTERS	12901	103939	12400	40659
847090	OTH POSTAGE,TICKET ISSUE MACH	4454	11062	1366	101171
847130	LAPTOP COMPUTERS,NOTEBOOKS	2057586	9377883	1573224	12226540
847141	MICRO COMPUTERS	42266	185025	126016	447188
847149	OTH DIP MACH IN FORM OF SYSTEM	1450664	1512033	30702	1792870
847150	PROCESSI UNIT O/T,H-8471.41,49	649546	1936372	409829	1765533
847160	KEY BOARDS	68390	385467	138907	711845
847170	FLOPPY DISK DRIVE	124682	793727	106723	521873
847180	C.D.ROM WRITER	5656	49350	7176	46652
847190	CONTROL UNITS	63487	211643	14439	228823
847210	DUPLICATING MACHINES		381	409	3114
847230	SORTING/FOLDING/AFFIXING MACH	395	1689		11900
847290	AUTOMATED TELLER MACHINES(ATM)	281819	1420173	243634	1587245
847321	PART CALC MACH H-8470.10.21.29		55		
847329	OTH PARTS OF MACH H-84.70	221	3667	1177	9149
847330	CASING COMPUTER W POWER SUPPLY	118503	850749	167905	454464
847340	PARTS/ACCESS MACHINE HEAD84.72	16334	112972	17525	86771
847350	PARTS/ACCESS MAC HD84.69-84.72	100	2326	1211	7815
847410	SORT/SCR/SEP/WASH CEMENT IND	229875	718885	93491	341277
847420	CRUSH/GRIND MACH,CEMENT INDUS	666158	1563782	483866	2173858
847431	CONC/MORT MIXER FOR CEMENT IND	257791	1217211	139123	1193690
847432	MACH FOR MIX MINE&BITME>150T/H	173287	1379707	35218	118296
847439	OTH MACH MIX MINERAL W-BITUMEN	115532	329020		1583717
847480	HYD PRESS F CERAMIC IND>80 TON	2512940	5373294	1472232	2979251
847490	PARTS CRASH/ MIX/HYD PRES MACH	119132	1541105	170886	1258125
847510	MACH FOR MAKING ELEC LAMP/TUBE	4796	45024		140
847521	MACH FOR MAKING OPTRICAL FIBRE		3145		1922
847529	OTH GLASS WORKING MACHINES	110823	522063	88795	362372
847590	PARTS OF MACHINES H-NO.84.75	30419	82507	2727	41370
847621	BEVERAGE/VENDING MA W REFRIG	9265	11124		444
847629	OTH,AUTOMA BEVERG-VENDING MACH		25256	1667	6260
847681	OTH MACH HEATING/REFRIG,DEVICE	14750	29814		256
847689	OTH MACH INCL MONEY CHANG MACH	1044	2120	60	623
847690	PARTS OF MACH HEADING 84.76	901	7580		558
847710	INJECTION-MOULDING MACHINES	616459	2463826	289788	1559544
847720	EXTRUDERS	174733	972390	52514	458394
847730	BLOW MOULDING MACH CAP>0.22LT	115429	456886	73234	463236
847740	VAC MOLD/THERFORM MACH=0.228LT	26213	109646	83533	210497
847751	MACH MOULD PNEUMATIC TYRE,TUBE		1711		304534
847759	OTH MACH FOR MOLDING/FORMING		27009	1460	17501
847780	OTH MACH FOR WORKING RUB/PLAST	324400	1808282	803109	1844523

Contd.

10.11 Imports by Economic Categories (Detail)

(In Thousand Rupees)

Items	November, 2017	From July, 2017	November, 2016	From July, 2016
847790 PARTS OF MACH,WORKING RUB/PLAS	87527	439612	70346	361281
847810 MACH FOR REPAIRING TOBACCO		348004		6310
847890 PARTS OF MACHINES OF H-84.78	20706	152928	18435	112704
847910 ASPHALT PAVERS	529685	1391201	88804	271040
847920 MACH FOR EXTRACT/PREP FATS/OIL	279540	627178	27577	55582
847930 PRESS PARTICAL/FIBRE BOARD ETC	24282	125594	32663	78302
847940 ROPE OR CABLE MAKING MACHINES	1927	273786	9317	98348
847950 INDUSTRIAL ROBOTS(N.E.S.)	453	14854	4338	6841
847960 EVAPORATIVE AIR COOLERS	21556	154924	8984	418038
847971 PASSE BOARD BRIDGE.AIRPORT USE	136081	241171	2972	3295976
847979 OTH PASSENGER BOARDING BRIDGES	1548	7772	7421	9780
847981 MA FOR TREATING METAL/FLE WIRE	416171	650726	46491	308101
847982 MATCH MAKING MACHINES	208985	824632	14434	469876
847989 FASTENING/THREAD SUCKING MACH	494839	2971065	341077	2628511
847990 PART OF MA H- 8479.20.60.82.84	144233	622874	64769	365321
848010 MOULDING BOXES FOR MET FOUNDRY	3413	66890	542	5689
848020 MOULD BASES	4294	28837	3489	21015
848030 MOULDING PATTERNS	6306	6810		2124
848041 INJECTION OR COMPRESSION TYPES	12589	74989	14699	46374
848049 OTH, MOULDS FOR METAL/CARBIDES	23243	157616	65312	212359
848050 MOLULDS FOR GLASS	5082	39580	9439	40207
848060 MOULDS FOR MINERAL MATERIALS.	55642	198750	95661	534832
848071 INJECTION OR COMPRESSION TYPES	79382	402916	56836	789168
848079 OTH MOULDS FOR RUBBER/PLASTICS	230325	1289273	388981	833958
848110 PRESSURE-REDUCING VALVES	79660	428921	269195	1662246
848120 VALVES,OLEOHYD/PNEUMATIC TRANS	21572	92747	23951	62473
848130 CHECK (NONRETURN) VALVES	135388	540336	149706	740789
848140 SAFETY OR RELIEF VALVES	62380	586797	38811	531102
848180 COCK FUEL TANK FOR AGR-TRACTOR	978473	3724111	1523125	6783337
848190 PARTS OF APPLICANCE H-NO.84.81	129625	1374196	126332	573374
848210 BALL BEARINGS.	535415	2835425	443868	2066447
848220 TAPERD ROLLER BEARING INC CONE	36329	472514	82620	300845
848230 SPHERICAL ROLLER BEARINGS	62393	230519	19737	119331
848240 NEEDLE ROLLER BEARINGS	6562	69831	8349	38439
848250 OTH CYCLINRICAL ROLLER BEARING	27673	184515	24879	109530
848280 OTH COMBINED BALL/ROLLER BEAR	48441	257477	62824	279764
848291 BALLS, NEEDLES/ROLLERS PARTS	11590	105366	18817	74548
848299 RINGS FOR BEARINGS	34310	169964	13827	88455
848310 DIFFEREN SHAFT/PART AG-TRACTOR	254373	1452039	247390	1262584
848320 BEARING HOUSING-BALL/ROLR BEAR	7519	68210	6855	42655
848330 PLAIN SHAFT BEARING VEH H-87	127739	863256	149437	826596
848340 GEAR BOXES/S-CHANG AG-TRACTOR	709541	2597678	473559	1775992
848350 FLYWHEELS M-CARS H-8703,4,11	19846	86066	89058	200489
848360 CLUTCHES	87283	368906	72656	307282
848390 TOOTHED WHEELS ETC AGR-TRACTOR	37555	274219	35959	210073
848410 SPIRAL WOUNDS	107648	511091	72139	397361
848420 MECHANICAL SEALS OF VEH CH-87	61892	378324	46814	237310
848490 OTH GASKET&SIMI JOINT DISSIMIL	38869	462547	100851	428600
848610 MACH FOR MANUF BOULES / WAFERS				10
848620 MAC FOR MANUF S-COND,I-CIRCUIT		4034		118
848640 MACH FOR MANU OF I-CIRCUIT,NES		12164		
848690 PARTS&ACCE OF MACH MANU S-COND		209	435	763
848710 SHIPS/BOATS,PROPELLERS&BLADES	17	5002	1095	23150
848790 OTH OIL SEALS FOR VEHICL CH-87	49731	232661	33726	168260
850110 ELEC MOTOR OUTPUT NOT>37.5.WAT	91421	359054	31946	442075
850120 UNIVERSAL AC/DC MOTOR >37.5 W	79234	458373	226033	350868
850131 PHOTOVOLTAIC GEN.WIT PHOTOCEL	55913	244839	19638	65245
850132 PHOTOVOLTAIC GENERATORS	17068	46652	3230	22429

Contd.

10.11 Imports by Economic Categories (Detail)

(In Thousand Rupees)

Items	November, 2017	From July, 2017	November, 2016	From July, 2016
850133 OTH DC MOTO/GEN 0-P-75KW-375KW	2727	14401	13521	40590
850134 OTH DC MOTOR/GEN OUTPUT >375KW		104889		29055
850140 OTH AC MOTOR S/PH O-P NOT>60W	112859	1204160	140756	519903
850151 SUBMERSIBLE MOTOR O-P NOT>750W	44023	215148	40521	170319
850152 AC MOTORS,OUTPUT-750W-75KW	159748	993930	140571	750274
850153 AC MOTORS OUTPUT-75KW-375KW	182552	997491	21072	501390
850161 AC GENERATORS OUTPUT NOT>75KVA	22598	224206	42698	245515
850162 AC GENERATORS OUTPUT-75-375KVA	8932	133398	4972	88551
850163 AC GENERATOR 0-P-375KVA-750KVA	1832	46442	5302	11238
850164 AC GENERATOR O-PUT 750-1100KVA	52758	353258	1485	373693
850211 EL GENA SET(DIES ENG)NOT>5KVA	151103	928748	230928	1971276
850212 GENER SET(DIESEL)OP- 75-375KVA	166666	1226284	297950	1383419
850213 GENER SET(DIESEL)-375-1100KVA	416310	2231121	696786	2687613
850220 GENER SET(SP-ING ENG)OP>375KVA	510221	2406917	287769	866452
850231 GENERATING SETS,WIND POWERED	2960923	27150956	7136306	21479064
850239 OTHER GENERATING SETS	1918178	7015246	2469441	15070411
850240 ELECTRIC ROTARY CONVERTERS.		319		949
850300 PARTS OF MACHINE HEAD 85.01	102572	1955658	903630	8344124
850410 BALLAST FOR DISCHARG LAMP/TUBE	1075	70106	16540	84684
850421 LIQ DI-ELE TRANSFOR-NOT>650KVA		127492	4456	99009
850422 LIQ D-E T/FORMER-650-10000KVA	5248	231143		30724
850423 LIQ DI-ELE T/FORMER >10000KVA		2467058	114004	4150415
850431 OTH TRANSFORMER-PHC-NOT>1 KVA	162498	484670	80600	489270
850432 OTH TRANSFORMER-PHC-1KVA-16KVA	4997	59861	4410	46398
850433 OTH TRANSFORMER-PHC-16-500KVA	55797	355964	160832	788712
850434 OTH TRANSFORMER-PHC>500 KVA	243263	3488459	1141618	2848123
850440 UPS OF POWER RATING UPTO-15KVA	1744603	6722718	1094755	4185192
850450 OTHER INDUCTORS	10247	66929	14109	43998
850490 ON LOAD TAPE CHANGER TRANSFORM	304014	976986	89095	767519
850511 PERMANENT MAGNET&ARTI OF METAL	14445	62907	5267	39631
850519 OTH PERMANENT MAGNETS&ARTICLES	19930	123250	13276	65214
850520 EL-MAGNET COUPLING,CLUTCH ETC	4283	15788	1424	35611
850590 OTH EL-MAGNET INC/PART HD85.05	36300	99161	8343	31832
850610 MANGANESE DIOXIDE P/CELL&BATT	62822	398148	120178	401344
850630 MERCURIC OXIDE P/CELL&BATTRIES		34		1
850640 SILVER OXIDE P/CELL&BATTERIES		14		
850650 LITHIUM PRIMARY CELL&BATTERIES	29694	137535	33706	205842
850660 AIR ZINC PRIMARY CELL&BATTRIES	851	4900	214	4272
850680 OTHER PRIMARY CELL&BATTERIES	35734	227354	71977	202383
850690 BRASS CAP FOR DRY BATTERY CELL	5297	14063	1542	43110
850710 MEANT M-CARS H-87.03&VEH-4,11	13448	79409	2066	9575
850720 LEAD-ACID BATTERY FOR TELE EXCH	444878	3065133	794110	2739390
850730 NICKEL-CADMIUM ACCUMULATORS	449	25381	2146	11876
850740 NICKEL-IRON ACCUMULATORS		62		465
850750 BATTRIES NICKEL-METAL HYDRIDE	890	9367	666	5140
850760 BATTRIES LITHIUM-ION	30109	177766	179233	355294
850780 OTHER ACCUMULATORS	19317	118969	36159	144026
850790 PARTS EL-ACCMOLATOR INCL SEPR	28475	171586	17850	103959
850811 VACUUM CLEANER POWER NOT>1500W	14569	47767	8550	55756
850819 OTH VACUUM CLEANERS SELF MOTOR	3018	23336	2831	13634
850860 INDUSTRIAL VACUUM CLEANER	2115	9927	3064	13264
850870 PARTS OF VACCUUM CLEANERS	723	2404	343	2347
850940 FOOD GRINDERS- DOMESTIC	65597	304770	89986	392821
850980 OTH DOMESTIC APPLIANC	8243	38085	8467	56147
850990 PARTS DOMESTIC APPLIAN	42939	267749	74203	285304
851010 SHAVERS SELF CONTAINED EL-MOTO	10364	52498	11920	46808
851020 HAIR CLIPPERS SELF CON EL-MOTO	11559	31477	5615	42132
851030 HAIR-REMOVING APPLIANCES	11273	21461	2676	12410

Contd.

10.11 Imports by Economic Categories (Detail)

(In Thousand Rupees)

Items	November, 2017	From July, 2017	November, 2016	From July, 2016
851090 PART OF SHAVER/CLIPPER/REMOVER	31	3367	1958	15405
851110 SPARKING PLUGS	100785	537283	130439	551916
851120 MAGNETO FOR VEH OF HEAD-8711	9135	48825	15917	63413
851130 IGNITION COILS FOR VEH, H-8711	33713	207038	36975	186028
851140 SARTERS AG-TRACTOR-H-8701.9020	32066	120321	16128	84438
851150 ALTERNATOR ASSEMBLY AG-TRACTOR	1822	46858	7901	25106
851180 HEATER/GLOW PLUGS- AGR-TRACTOR	6536	37586	8124	32544
851190 ALUM CASTED DISTRI CASE M-CARS	114135	519371	92877	490988
851210 LIGHTS SIG EQUIP BICYCLE USED	126	928	1132	1389
851220 HEAD LIGHT M-VEH H-8703,8711	167198	1054552	142227	811177
851230 SOUND SIGN EQU VEH H-8703,4,11	22177	119135	16629	98609
851240 WIPER ARM, BLA CAR-H-8703 V-3,4	2945	28879	4974	28226
851310 MINER'S SAFETY LAMPS	189481	636601	216158	623856
851390 PARTS OF MINERS SAFTY LAMPS	84	3559	349	2833
851410 RESISTANCE HEAT FURNANCE/OVEN	3318	54664	2975	14362
851420 FURIOVE BY INDUCTION/DIELE LOS		37784	3616	61318
851430 OTH FURNANCES AND OVENS	47423	719862	33556	99124
851440 OTH IND/DI-EL HEATING EQUIPMNT	451	18127	3857	38442
851490 PARTS OF INDUS/LAB FURN & OVEN	18863	65884	33074	60950
851511 SOLDERING IRONS AND GUNS	9590	35969	12033	50273
851519 OTH BRAZING/SOLDER IRONS&GUNS	19213	87678	17768	47472
851521 MACHINES, RES WELDING OF METAL	4127	20291	518	46177
851529 OTH MACH RES WELDING OF METAL	43221	88531	65269	99412
851531 MACH ARC WELDING METAL F/AUTO	4673	40580	785	101596
851539 OTH MACH/APP ARC WELDING METAL	38452	509157	39511	285451
851580 OTH MACH/APP HOT SPRAYING METL	10087	76781	2566	47297
851590 PARTS(OF HEADING NO.85.15)	15308	67521	18522	101891
851610 ELE INSTANEOUS/IMMERION HEATER	11379	57026	12505	126608
851621 STORAGE HEATING RADIATORS	825	14837	3008	8959
851629 OTH ELE SPACE/SOIL HEATNG APPA	59548	130734	57337	168070
851631 HAIR DRYERS	4375	23331	5759	26282
851632 OTHER HAIR DRESSING APPARATUS	12181	30357	8255	27290
851633 HAND DRYING APPARATUS	738	5038	1055	2014
851640 ELECTRIC SMOOTHING IRONS	19151	97026	29286	118181
851650 MICROWAVE OVENS	7192	128471	7914	297786
851660 ELECTRIC OVEN	34743	162333	34362	166485
851671 ELECTRIC COFFEE OR TEA MAKERS	6181	32606	10256	26979
851672 ELECTRIC TOASTERS	6723	23262	15724	63121
851679 INSECT KILLER	10559	75123	22120	95806
851680 ELEC HEATING ELEMENT REFRIG	21390	99777	18507	89477
851690 PARTS EL-THERMIC APP H-85.16	185954	712142	127859	358053
851711 LINE TELEPHONE CORDLESS H-SETS	8919	59095	5836	25854
851712 CELLULAR MOBILE PHONE	6165901	32332592	6903310	27686477
851718 VIDEO PHONE FOR CEL/W-LESS NET	7031	71441	24180	62038
851761 BASE STATIONS FOR WIRELESS N-W	611602	1988611	282670	1885383
851762 VOICE FREQUECY TELEGRAPHY MACH	1972637	9543213	2270218	9509314
851769 ISDN SYSTEM	814396	3267482	228368	2110350
851770 PARTS OF NETWORKING EQUIP	840421	2966894	956388	3203613
851810 MICROPHONE FREQ 300 HZ-3.4 KHZ	9223	40628	4167	21140
851821 SINGLE L/SP MOUNTED IN ENCLOUR	56850	168911	47028	138870
851822 MULTIPLE L/SP MOUNTED IN ENCL	20244	90950	15142	69900
851829 L/SP W/OUT HOUS FREQ300-3.4KHZ	84601	446304	58496	232197
851830 HEAD/EAR/MICRO PHONE SPEAK SET	58285	304212	70259	298542
851840 AUDIO FREQUENCY ELEC.AMPLIFIER	2853	29607	5553	56821
851850 ELECTRIC SOUND AMPLIFIER SETS	14455	29241	3802	16558
851890 PARTS & ACCESSORIES HEAD 85.18	13500	58447	10615	68754
851930 TURNTABLES (RECORD-DECKS)		67	14	27
851950 TELEPHONE ANSWERING MACHINES				24

Contd.

10.11 Imports by Economic Categories (Detail)

(In Thousand Rupees)

Items	November, 2017	From July, 2017	November, 2016	From July, 2016
851981 DUBBING SYSTEM OF FILM STUDIOS	5799	7558	166	2299
851989 OTH COMPACT DISK PLAYERS	5801	26190	7626	26963
852110 V.C.R	2831	35011	7032	24011
852190 LASER VIDEO DICS PLAYER	16935	84059	21256	69662
852380 DATA/SOUND RECORDED AUTO.DPM	49710	144576	278860	1490183
852550 RADIO BROADCAST TRANSMITTER	1477	44339	5319	55460
852560 BLUE TOOTH CONN TO DP MACHINE	34017	246907	72162	226706
852580 CLOSE CIRCUIT TV CAMERAS	190064	1026896	86090	584341
852610 RADAR APPARATUS	2808	34402	25522	88452
852691 RADIO NAVIGATIONAL AID APPARAT	2097	15093		85263
852692 RADIO REMOTE CONTROL APPARATUS	1069	1617	104	2911
852712 POCKETSIZE RADIOCASSETE PLAYER	3	43	30	197
852713 OTH APPA COMB W/SOUND REC/PRO	1556	1556	21	313
852719 OTH RECORDING/REPRODUCING APPA	2978	13747	1349	6521
852721 OTH RADIO BRO-RECEIVER FOR VEH	5806	43506	7968	44524
852729 OTH SOUND REC/REPRO APPA VEH	14479	88657	14871	57349
852791 OTH APPA COMB W/SOUND REC/PRO				94
852792 APPA NOT COMB W-S-RECOR/REPROD		538		
852799 MODEMS FOR SUND RECOD APPA	1783	2637	119	472
852842 CRT MONITOR FOR AUTO DATA MACH		952	260	10165
852849 OTH CATHODE-RAY TUBE MONITORS	313	113341	1880	80589
852852 OTH MONITOR DATA PROCESSING S.	45537	217259	60758	563845
852859 OTHER MONITORS OF H-8471	16112	128976	10479	222773
852862 MULTIMEDIA PROJECTOR	33974	147715	14913	85678
852869 OTHER PROJECTORS FOR DP H84.71	182	70636	792	3437
852871 REC APPA-SATELLITE DISH RECEIV	151	39537	8667	89068
852872 LIQUID CRYSTAL DISPLAY(LCD) TV	606089	4045572	649954	3881607
852873 OTH MONOCHROME RECEPTION-APPA		367		
852910 PARTS ACCE CABLE,TV/SATA RECEV	39780	117336	11166	59979
852990 T.V. TUNERS	167807	862109	289950	721345
853010 EL-SIGNAL EQP RAILWAY/TRAMWAY		2910179	334	334
853080 OTH SIGNAL EQP EL TRAFIC CONT	494706	1106454	37089	65900
853090 PARTS OF EQP HEAD 85.30	1315	35551	1740	4697
853110 BURGLAR/FIRE ALARMS/SIMIL APPT	23403	163177	17904	291197
853120 INDICATOR PANEL INCORP LCD/LED	450908	545560	10525	56360
853180 OTHER APPARATUS	10016	48557	6884	33248
853190 PANIC BUTTON	23423	121978	7659	130844
853210 FIX CAPACITO 50/60HZ CAP.5KVAR	6950	100753	13732	133340
853221 TANTALUM, FIXED CAPACITOR	61	468	7	435
853222 ALUMINIUM ELECROLYTIC FIX CAP	3527	5547	171	5468
853223 CERAMIC DIELEC,SIN-LYR FIX CAP	444	3905	621	4769
853224 CERAMIC DIELEC MUL-LYR FIX CAP	2898	21489	3048	15355
853225 DIELECTRIC PAPER PLAS FIX CAP	9448	12865	445	2774
853229 OTHER FIXED CAPACITORS	30806	139057	24699	98874
853230 OTH VARIA/ADJUST(PRE-SET) CAPA	743	5172	2037	6118
853290 CAPACITERS DECKS WITH TERMINAL	1749	22625	1549	16997
853310 FIXED CARBON RES COMP/FILMTYPE	16876	58344	19056	60582
853321 OTH FIXED RES CAPACITY NOT>20W	298	8912	1142	4420
853329 OTHER FIXED RESISTORS	82908	160293	11550	81799
853331 W/WOUND RESISTOR CAPA NOT>20 W	1697	8109	2000	12556
853339 OTH W/WOUND VARIABLE RESISTORS	1263	19946	2031	15177
853340 OTH VAR RES INCL REHEOSTATS	7188	53407	8328	40426
853390 PARTS FOR ELECTRICAL RESISTERS	550	3931	2401	3208
853400 PRINTED CIRCUITS	29271	181897	29368	154194
853510 FUSES FOR VOLTAGE >1000 VOTTS	5590	46444	3958	28385
853521 AUTOMA C-BRAKER VOT 17.5KV	49617	316173	133248	856733
853529 OTH AUTOMATIC CIRCUIT BRAKER	23622	835314	943479	2065925
853530 ISOLATING SWITCH UPTO 145 KV	123469	420282	303045	1020609

Contd.

10.11 Imports by Economic Categories (Detail)

(In Thousand Rupees)

Items	November, 2017	From July, 2017	November, 2016	From July, 2016
853540 VOLTAGE LEMINTERS UPTO 245 KV	45626	118087	12399	214708
853590 ELEC APP SWITCHING CIR>1000VOL	52033	686968	13049	252441
853610 FUSES FOR VOLTAGE <1000 VOLTS	10801	78407	5277	43704
853620 AUTO CIRCUIT BREAKER>10AMP	317317	1496586	207786	1009996
853630 OTH APP PROTECTING ELEC CIRCUL	2621	170196	7285	31963
853641 RELAYS FOR VOLTAGE NOT>60V	10372	52431	7385	45855
853649 OTHER, RELAYS	157234	913297	88344	423963
853650 PRESSURE SWITCHES	86198	499193	102197	543589
853661 LAMP HOLDERS	6417	34523	12971	63228
853669 PLUGS&SOCKET PINS 16& ABOVE	150702	761889	78450	444270
853670 CONNECTORS FOR OPTICALFIBRES	2667	32160	9293	26590
853690 WAFER PROBES ELECTRICAL	162413	1001511	275945	811207
853710 FUSE BOX VEH H-8711NOT >1000 V	1204091	6095387	1433392	4594548
853720 BODIES,CONSOLE ETC VOLT>1000V	852319	2803018	760977	5840084
853810 BOARD,PANELS GOODS HEAD 85.37	25289	186494	36475	249051
853890 VACCUM INTERRUPTERS CIR.BRAKER	256798	1283901	175221	1204986
853910 SEALED BEAM LAMP UNITS	15880	73427	11127	46011
853921 AUTO BULBS	37823	196143	33628	249019
853922 OTH LAMPS 200W FOR VOLT>100V	7166	29799	12528	30090
853929 BULBS FOR AUTOMOTIVE VEHICLES	66833	176264	41698	215574
853931 ENERGY SAVING LAMPS	302390	1604048	738011	3888563
853932 ENER G SAVING LAMP(MERCU/SODIUM	4983	36262	27423	117471
853939 OTH MERCURY/SOD VAPOR LAMP	3338	8666	11354	35548
853941 ARC-LAMPS (ELECTRIC)	129	4375	479	1611
853949 INFRA-RED LAMPS	2682	22603	5072	18071
853950 LED LAMP BULB	563686	3153815		
853990 TUNGSTEN FILAMENT&LEAD WIRE	60613	247473	62740	243687
854020 TV CAMERA TUBE(IMAG CONVERTER)				353
854040 DATA GRAP DISPL TUBE,COLO/MONO		4		22
854060 OTHER CATHODE-RAY TUBES		511		
854071 MAGNETRONS	61354	251278	48991	119743
854079 OTH,MICROWAVE TUBE,CARCINOTR	7737	7840		100
854081 RECEIVER/AMPLIFIER VALVE TUBE		935		5345
854089 OTHER VALVES ANA TUBES,N.S.	149	1582	394	1771
854099 OTH PARTS OF HEADING NO.85.40	221	1298		336
854110 DIODES,OTH THAN PHOTSENSITIVE	14560	95683	16840	68502
854121 TRANSIS W-DISSPATION RATE<1W	1077	4992	2	5624
854129 OTH TRANSISTOR O/TH PHOTOSEN	21481	61151	3459	34648
854130 THYRISTORS DIACS AND TRIACS	751	7673	1130	4925
854140 PHOTSENSITIV SEMICONDUCTOR DE	1776967	9016822	2432616	11742224
854150 OTH SEMICONDUCTOR DEVICES	771	38298	6212	24442
854160 MOUNTED PIEZO-ELECTRIC CRYSTAL	12527	25460	4483	12214
854190 PARTS OF APPARATUS OF H-85.41	4946	16477	11673	18742
854231 PROCESSORS & CONTROLLERS	36278	197371	26389	191623
854232 MEMORIES	12522	19065	1840	69382
854233 AMPLIFIERS	13832	23203	947	6059
854239 OTH ELECTRO INTEGRATED CIRCUIT	39365	308608	76278	281180
854290 PARTS OF ELEC INTIGRAT CIRCUIT	27125	62484	2554	23590
854310 PARTICLES ACCELERATORS		43		197142
854320 SIGNAL GENERATORS	2759	6113	795	8872
854330 MACH APPA EL-PLATNG ELECTROLYS	36107	98533	3863	112541
854370 REMOTE CONTROL	263559	1754795	225044	1178230
854390 PART MACH 8543.1900&8543.2000	37034	142537	8935	76057
854411 ENAMELED COPER WIRE NYLON COVR	14986	175964	25929	119280
854419 OTHER WINDING WIRE OF COPPER	35777	174820	29790	263496
854420 CO-AXIAL CABLE & CONDUCTORS	117134	436715	52259	259403
854430 WIRING/CABLE CAR/VEH-8703,4,11	16684	155457	11320	59554
854442 COMPUTER LEADS WITH CONNECTOR	156378	732522	382108	1374504

Contd.

10.11 Imports by Economic Categories (Detail)

(In Thousand Rupees)

Items	November, 2017	From July, 2017	November, 2016	From July, 2016
854449 TELEPHONE CABLES	1108219	3544238	391056	4295203
854460 OTH EL CON FOR VOLTAGE >1000V	126734	1689332	427747	831922
854470 OPTICAL FIBRE CABLES	230477	1188715	27235	303326
854511 ELECTRODES USED IN FURNACES	10725	85449	8451	27680
854519 OTHER ELECTRODES	724	5582	528	4087
854520 CARBON BRUSHES	12385	39765	4419	31689
854590 OTH CARBON MOTOR VEH/TRACTOR	4618	24406	4880	15300
854610 EELECTRICAL INSULATOR OF GLASS	282	1043		
854620 EELECTRICAL INSULATOR CERAMICS	300786	1058490	10071	1112862
854690 OTH ELE INSU OTH THN GLAS,CERA	127518	212456	10125	268120
854710 INSULATING FITTINGS OF CERMIC	10968	118873	422	594
854720 INSULATING FITTINGS OF PLASTIC	583	9020	38	5896
854790 OTH INSULATIN FITT PLAS/CERMIC	14615	111295	8457	25421
854810 BATTERIES PLATES	136182	791499	64917	468785
854890 OTH,PARTS ELE MACHINE/APP NES	737	3315	979	3109
860110 RAIL LOCOMO POWERED ELECTRICIT	194	194	1794	1794
860210 DIESEL ELECTRIC LOCOMOTIVES		4796286		
860290 OTH,RAIL LOCOMOTVE,LOCOMO TEND		1480		
860310 RAILWAY,TRAMWAY POWRD EXT ELEC	1370136	2055205		
860400 RAIL/TRAMWAY MAINTENANCE VEHIC	11140	546285		560080
860630 SELF DISCHARGING VANS,WAGONS		732478		277
860699 OTH RAIL,TRAMWAY GOOD VAN(NSP)		1077627		2809868
860711 DRIVING BOGIES&BISSEL-BOGIES		1202		
860719 OTH INCL PARTS AXELS/WHEEL	172921	559397		781218
860721 AIR BRAKES AND PARTS THEREOF	25286	32297		42430
860729 OTH BRAKES LOCOMO&PATS THEREOF	1884	78251	8605	246709
860730 HOOKS,COUPLIN DEVICES,BUFFERS			28	94
860791 OTHER PARTS OF LOCOMOTIVES	211061	1634547	133771	1362630
860799 OTH RAILWAY LOCOMOT STOCK PART		820		93
860800 RAIL/TRAMWAY TRACK FIXTURES	546480	1274499	116681	411646
860900 CONTAINERS SPECIL DESI,EQUIPPED	18112	114025	35264	107735
870110 PEDESTRAIN TRACTO-ANY KIT FORM		911		
870120 COMP ROAD TRACTOR-ANY KIT FORM	1682762	6878196	863915	5240649
870130 COMP TRACK-LAYING TRACTOR AKF	2681	102980		
870192 COMP AG-TRACTORS-ANY KIT FORM	21926	54992		
870193 COMPONENT AGRI TRACTOR IN KIT	387718	2109195	617592	1705789
870194 AGR TRACT,ENG CAP>75 KW<130 KW		36140		
870210 COMP M.VEH DIESEL ENG AKF10PER	689994	4744138	879682	5135172
870290 COMP O-M-VEH 10PER&DERIVER AKF	109691	364449	54387	238186
870310 M-CAR FOR TRAVEL ON SNOW/GOLF	9114	24017	3598	11259
870321 COMP VEH,IN AKF,800CC,SP-IGNI	6007915	29621527	4430430	18803126
870322 COMPONENTS VEH 1000-1500CC AKF	2386601	14346057	3291413	13426457
870323 COMPNEN VEH,IN AKF1500-1800CC	2784549	14437687	2471468	11136760
870324 COMPNEN VEH,IN AKF CYC>-3000CC	267557	2324286	767656	2739201
870332 COMP VEH(DIES)CY-1500-1800-AKF	6962	17258		17230
870333 COMP INDUS VEH>2500CC,AKF-DIES		55163	11894	300031
870340 COM.VEH SP.IG&ELEC.=800C AKF	1373016	3780578		
870350 COM.VEH.DIESEL&ELEC<=800C AKF	74213	230251		
870360 COM.V.SP.IG&ELEC CH=800CAKF	46998	246442		
870370 COM.V.DIES&ELE CHR<=800C AKF	1260	4812		
870380 O.COM.V. ONLY ELEC. MOTOR AKF	5938	10182		13388
870390 OTH M.V. EXCL VEH H-87.02		12858		14749
870410 COMP DUMP TRUCKS(ANY KIT FORM)	610221	1830189	722814	3331121
870421 COMP VEH(DIE)G.V.W NO>5TON-AKF	1414724	5696726	995020	3522341
870422 COMP VEH(DIESL)GVW-5-8-TON-AKF	1154162	6622406	577547	4383968
870423 COMP VEH(DIES)GVW>20 TONN-AKF	82814	1267579	1013302	4061870
870431 COMP VEH(SP-ING)NOT>5TON-AKF	556988	2700696	471376	2169550
870432 COMP VEH(SP-ING)GVW >5TON-AKF	1292	1292		

Contd.

10.11 Imports by Economic Categories (Detail)

(In Thousand Rupees)

Items	November, 2017	From July, 2017	November, 2016	From July, 2016
870490 COMP O-VEH TRANSPORT GOODS-AKF				480
870510 CRANE LORRIES	262119	944655	354494	1582898
870530 FIRE FIGHTING VEHICLES	9218	175074		48353
870540 CONCRETE-MIXER LORRIES	135464	569998	137397	837958
870590 OTH SPECIAL PURPOSE MOTOR VEHL	293951	900621	284279	3816666
870710 BODIES/CABS FOR VEH-H-87.03	356	32626	27260	120756
870790 BODIES M-VEH H-87042190&3190	2022	32990	35433	163505
870810 BUMPERS (SHET METAL)VEH H-8701	13976	106847	62671	282942
870821 SAFETY SEAT BELT-CAR-H-8703	45910	240349	23098	150032
870829 PARTS/ACCE OF BODIES VH-H-8701	1321490	5378079	983149	3655278
870830 BRAKES&BRAKE PARTS-VEH H-8701	109505	652877	70993	404821
870840 GEAR BOXE A-TRACTOR H-87019020	347597	1744576	183619	652007
870850 BUILD UP DRIVE AXLE V-8701,2,4	73592	422329	58107	355719
870870 ROAD WHEELS,RIMS-CARS H-8703,4	98858	772142	108795	431524
870880 SUSP SYS,SHOCK ABSOR H-8703,04	129750	756380	122243	848750
870891 RADIATORS WITH ALUMINUM CORE	47240	185310	27382	121455
870892 SILENCERS&EX-PIPES CARS-H-8703	2027	21473	141	13834
870893 UPPER&LOWER PLATE CLUTCH(CAR)	33972	151706	18455	115116
870894 STEERING WHEELS M-CARS H-8703	94460	445070	56091	275065
870895 SAFETY AIRBAGS INFLATER SYSTEM	36	625		400
870899 O-PART VEH H-87012020,90,40,60	602536	3373779	491743	2799873
870911 ELECTRICAL VEHICLES	519	6131		
870919 OTH WORK TRUCK SELF PRO N-FITT	1923	60937		89791
871000 ARMOURED CASH CARRYING VEHICLE	7932	89850	111646	111646
871110 COMP MOTORCYCLE C-NOT>50CC-AKF		1979		32
871120 COMP M-CYCLE CY-C-50-250CC-AKF	1079142	4798089	763819	3481927
871130 COMP M-CYCLE CYL-250-500CC-AKF		202590	401	401
871140 COMP M.CYCLE CY-500-800CC-AKF	3349	69969	16329	60030
871150 COMP M.CYCLE CYL C->800CC-AKF	18086	66832	13923	19339
871160 COMP M.CYCL WIT ELEC MOTOR AKF	1229	5231		
871190 COMP O-M.CYCLE IN ANY KIT FORM		609		
871200 BICYCLES,OTH DELIVERY TRICYCL	100548	484345	51705	275794
871310 INVALID CARRIAG NOT MECH PROPL	30130	169099	19993	154189
871390 OTH INVALID CARRIAG MOTORISED	5226	10593	677	5408
871410 SADDLES OF MOTORCYCLES,MOPEDS	533933	3325485	641435	2849764
871420 PART ACCE INVALID CARRIAGES	9	590	43	311
871491 FRAMES,FORKS & PARTS THEREOF	272	1028		662
871492 WHEEL RIMS AND SPOKES	4888	11321	2857	7247
871493 FREE WHEEL SPRO BICYCLE H-8712	9784	35273	10077	48282
871494 BRAK,COAST BRAK HUB,HUB BRAK	1854	11224	1812	10380
871495 OTHER, SADDLES	3430	18451	3726	11762
871496 PEDALS,CRANK-GEAR,& PARTS THOF	408	5228	682	2857
871500 BABY CARRIAGES & PARTS THEREOF	8607	54672	6817	24374
871610 COMPO TRAILER/S-TRAILER IN AKF		1874		
871631 COMPONEN TANKER TRAILER IN AKF		14428		138262
871639 COMPONEN OTH TRAILERS IN AKF	143159	354605	10448	165138
871640 COMPO OTH TRAIL/SE-TRAILER-AKF	678	6831	110291	246065
871680 COMPO FOR OTH VEH IN ANY KIT-F	9009	186657	9874	80097
871690 PARTS,TRAILER SEMI-TRAI H87.16	54187	185526	70899	176434
880100 GLIDERS AND HANG GLIDERS		1107		
880212 HALICOPTER UNLADN WT>2000 KG		93799		
880240 AEROPLAN UNLADN WT >15000KG		5625837	43810	481404
880310 PROPELLERS,ROTORS & PATS THROF	79	1429		
880320 UNDER CARRIAGES/PARTS THEREOF	260	7343	161	840
880330 OTH PARTS OF AEROPLANE/HELICOP	59064	793524	81178	804478
880400 PARACHUTES AND ROTOCHUTES,PART	185	505		831
880529 OTH GROUND FLYING TRAINER PART		56		489
890110 CRUISE SHIPS,BOATS FOR PERSONS	275585	281534		

Contd.

10.11 Imports by Economic Categories (Detail)

(In Thousand Rupees)

Items	November, 2017	From July, 2017	November, 2016	From July, 2016
890190 OTH VESSELS FOR PERSONS/GOODS		16534		81339
890310 INFLATABLE YATCHS, VESL PLE/SPO		3705		28309
890392 MOTORBOAT, O/THN OUTBOARD M-BO	1993	5598		
890399 OTH INFLTABLE YACHTS	2404	18808		729
890400 TUGS AND PUSHER CRAFT.		51770		27312
890510 DREDGERS				24875
890590 OTH LIGHT VESSELS, FLO-CRANES	23277	234926		
890710 OTH FLOATING INFLATABLE RAFTS				883
890790 OTH FLOATING STRUCTURES, TANKS		31267	734	734
900490 OTH SPECT, GOGGLE&THE LIKE CORR	7868	53831	5352	47444
900510 BINOCULARS	3349	12545	1288	52703
900580 OTH ASTRONOMICAL INSTRUMENTS	449	5105	15839	16173
900699 O-PART, AC P-GRAPHIC F-LIGH APP	24	1795	1332	1830
900710 CINEMATOGRAPHIC CAMERAS S-R/RE		623		328
900720 CINEMATOGRAPH PROJECTOR. S-R/RE	65	10736		33446
900791 PAR, ACC-CINEMATOGRAPHIC CAMERA	145	448		712
900792 PARTS, ACCE CINEMATOG PROJECTOR	360	1819	340	4966
900850 PROJECTORS, ENLARGERS&REDUCERS	70	134		
900890 PARTS/ACCE OF IMAGE PROJECTORS		696	405	435
901010 APPA, EQUI AUTOMATC DEVELO FILM	7163	14001	960	24390
901050 OTH APP EQU PHO-GRAPHIC LAB	730	7646	1132	2010
901060 PROJECTION SCREENS	13216	37882	1058	20568
901090 PART ACCE OF APP/EUIP H-90.10	390	5041	589	2397
901110 STEREOSCOPIC MICROSCOPES	251	17258		923
901120 OTH MICROSCOPE P-MICROGRAPHY		1033	1249	2194
901180 OTHER MICROSCOPES	60872	181087	12109	194822
901190 PART, ACCE OF OPTCAL MICROSCOPE	110	4434	88	1697
901210 M-SCOPE O/THN OPTIC M-SCOP APP	40045	41072	19870	38579
901290 PART, ACC M-SCOPE O/THN OPTICAL	1542	1685	55	185
901310 TELESCOPIC SIGHTS FITT TO ARMS	152	2985		7802
901320 LASERS OTHER THAN LASER DIODS	3341	39031	7689	18381
901380 OTH DEVICES APPLI&INSTRUMENTS	49468	206766	37332	176286
901390 PARTS, ACCE OF SUB GROUP-90.13	225	5455	2673	5196
901410 DIRECTION FINDING COMPASSES	137	2149	103	404
901420 INST/APPLI AERONAUTIC NAVIGATO	39655	155054	9681	78762
901480 OTH INS/APPLI(NAVIGATIONAL)	754	5264	2639	5280
901490 PART, ACCE OF SUB GROUP OF 90.14		1559		462
901510 RANGEFINDERS	194	37301		3803
901520 THEODOLITES AND TACHEOMETERS	1529	9174	103	8841
901530 SURVEYING LEVELS	2875	19079	5019	36059
901540 PH-GRAMMETRICAL SURVEY INS/APP		404		42
901580 OTH INS AND APPLIANC-SURVEYING	56813	1332736	247065	1047591
901590 PARTS&ACCE OF SURVEYING INSTRU	29350	194202	45060	677819
901600 BALANCES, ELECTRONIC SEN 5CG/>	4271	32664	2258	15652
901710 TEXTILE GARMENT DESIGNING MACH	5154	23033	1808	8564
901720 O-DRAWING MARK/MATH CALC INSTR	29558	76724	10563	41451
901730 MICROMETERS	6320	27186	2808	25279
901780 MEASURING RODS AND TAPES	14856	77834	12349	71329
901790 PARTS/ACCE OF MEASURING INSTRU	198	6448	3668	7815
901811 ELECTRO-CARDIOGRAPHS	3911	74595	3767	23181
901812 ULTRASONIC SCANNING APPARATUS	292071	969307	17324	239981
901813 MAGNETC RESONANCE IMAGING APPA	538	261264	96657	754766
901814 SCINTIGRAPHIC APPARATUS		31748		1068
901819 OTH ELECTRO-DIAGNOSTIC APPARAT	918714	3621488	376776	1147105
901820 ULTRA VOILET/INFRA-RED RAY APP	190	57598	62	430
901831 SYRINGES WITH NEEDLES	187331	1541962	188855	1047945
901832 TUBULAR METAL NEEDLE/NEDL SUTU	29102	153369	27992	118054
901839 DEXT/SA INFU SET W-N-TOXIC BAG	755541	4557159	803575	3247234

Contd.

10.11 Imports by Economic Categories (Detail)

(In Thousand Rupees)

Items	November, 2017	From July, 2017	November, 2016	From July, 2016
901841 DENTAL DRILL ENGINES,W/C-D-EQU	89	2392	5171	6124
901849 OTH;INS/APPLI, DENTAL SCIENCE	51585	133901	6971	30337
901850 OTH,OPHTHALMIC INST&APPLIANCE	50853	282891	34997	186204
901890 ANESTHESIA APPARATUS	1501529	6045624	1405748	4492061
901910 MECHANO-THERPY,MESSAGE/PSY APP	14849	175696	51100	122705
901920 OXYGENATOR WITH ACCESSORIES	152219	850194	91874	508785
902190 OTH;APP,WORN CARY,IMPL IN BODY	33813	159163	4620	39358
902212 COMPUTED TOMOGRAPHY APPARATUS	413947	685863	313464	438977
902213 OTH X-RAY APPA FOR DENTAL USES	30233	42893		2099
902214 OTH,X-RAY APP FOR MEDICAL SURG	452538	1905373	578	495392
902219 X-RAY APPA FOR OTHER USES	57116	237070	36416	151591
902221 APP ALPHA-B-G RADI-MEDICAL USE	2524	210343		11956
902229 APP ALPHA-BE-GA RADI-OTHER USE		85970		136824
902230 X-RAY TUBES	19204	42583	248	23472
902290 O-APP AL-B-G RADI INCL PA/ACCE	51067	185271	20705	79199
902300 APPA DESIGNED F-DEMANSTRATION	180062	954217	164235	297750
902410 MACH&APPLI FOR TESTING METALS	4309	84080	383	13739
902480 O-MACH-TESTING HARDNESS/STREN	76401	285183	27429	208339
902490 PARTS&ACC-HARD/STREN TEST MACH	4783	35080	3796	18614
902511 THERMOMETERS CLINICAL	15636	78793	2714	39428
902519 OTHER THERMOMETERS/PYROMETERS	10522	143749	13695	108627
902580 HYDROMETERS	18649	98463	42220	133976
902590 PARTS ACCE INSTRUMENTS H-9025	4101	46108	4046	53973
902610 FUEL GUAGES ETC AGRI-TRACTOR	36221	253376	107818	410188
902620 APP, MEASUR/CHECK PRESSURE.	160739	490102	45531	513144
902680 OTH,APP,MEASUR VARIATION LIQ/G	202093	954757	205461	907961
902690 PARTS,ACCE OF SUB GROUP 90.26.	23459	98597	24368	84404
902710 GAS/SMOKE ANALYSIS APPARATUS.	25454	229326	23021	326473
902720 CHROMATOGRAPHS/ELECTROPHOR INS	25969	511040	54342	298563
902730 SPECTRO,SPECTROPHOT-METER RADI	65029	371996	72494	230247
902750 OTH,INS.USING OPTCAL RADIATION	184709	558535	64483	332674
902780 OTH,INST FOR PHYSICAL CHEM ANA	302661	1733889	384119	1179839
902790 MICROTOMES;PART ACCE APP-90.27	23913	300924	38130	529380
902810 GAS METERS	292123	1077846	25154	433817
902820 LIQUID METERS	2384	5284	558	10565
902830 ELECTRICITY METERS	52350	191013	22394	132741
902890 SHAFT/ASSEMBLY ELECTRIC METER	8727	290709	48816	474887
902910 TAXIMETERS AND PEDOMETERS	1662	10790	1332	9700
902920 SPEED INDICATOR- VEH-8703,11,4	30694	83528	5051	29213
902990 PARTS ACCE OF METERS-H-90.29	14035	87453	13760	68890
903010 INS,MEASUR IONISING RADIATIONS	24777	51774	3777	41209
903020 OSCILLOSCOPE&OSCILLOGRAPHS	3306	27306	701	25602
903031 MULTIMETERS W/O RECORD DEVICE	31923	69621	8061	25154
903032 MULTIMETER WITH RECORD DEVICE	5212	14473	818	10315
903033 BATTERY METER FOR AGR -TRACTOR	24692	124414	32696	118511
903039 O-OSCILLOSCOPE W-RECOD DEVICE	46120	71833	6317	10700
903040 OTH,INS,SPE DESI FOR TELECOMMU	61280	271045	9650	58347
903082 OTH,INS,MEASUR SEMICONDOCTOR		267		1962
903084 OTH,APPA,WITH RECORDING DEVIC	6722	14061	45656	52134
903089 OTH,INS,MEASUR ELECTRICAL QTY.	36096	228672	19263	122514
903090 PARTS ACCE OF SUB GROUP 90.30	1919	27371	5995	13738
903110 MACH BALANCING MECHNICAL PARTS	1341	32892	4793	31506
903120 TEST BENCHES	132534	203028	1819	10138
903141 OTH,OPTICAL INS CHECK SEMICODU	142	142		157
903149 OTH,OPTICAL INS & APPLIACES.	214098	452313	22151	252742
903180 OTH,INS APPLIANCES & MACHINES.	146638	890794	273165	1109699
903190 PART,ACCE OF ARTICLE H- 90.31	26426	116057	13955	89853
903210 THERMOSTAT REFRIGERA / AIRCODI	29404	254394	30237	187267
903220 MANOSTAT(PRESSURE REGULATORS)	1729	7885	311	3861
903281 OTH,INS HYDRAULIC OR PNEUMATIC	3792	11624	2167	14512
903289 TEMP CONT SWIT VEH-H-8703.2115	258929	1031159	311566	1751170
903290 PARTS,ACCE OF ARTICLE H- 90.32	23113	92369	7603	35693
940210 DENTISTS' CHAIRS	12689	84357	5399	30763
940290 OPERATING TABLES	331461	772825	149115	433054
940560 ILLUMINATED SIGN,NAMPLATES,LIK	101618	354971	5299	107909
940591 PARTS OF GLASS OF CHANDELIER	24218	101068	4216	62815
940599 OTH PARTS H-NO.94.05.N.E.S.	34349	88434	28231	78402

10.12 Exports by Areas and Countries / Territories

(In Thousand Rupees)

Territories/Countries	November, 2017	Cumulative From July,2017	November, 2016	Cumulative From July,2016
GRAND TOTALS	207,301,011	948,607,372	183,930,572	855,211,160
LATIN AMERICA	154,902	1,035,754	320,614	1,258,800
Anguilla			308	308
Antigua and Barbuda	247	637		385
Aruba		8,355	1,180	1,375
Bahamas	1,102	8,071		9,091
Barbados	3,513	13,946	1,267	5,369
British Virgin Is.		1,076		1,889
Cayman Islands		1,126		2,316
Cuba	11,114	113,933	13,826	125,276
Dominica		1,993		1,792
Dominican Republic	51,903	401,181	166,952	497,777
Grenada		6,282	1,674	10,598
Guadeloupe			104	323
Haiti	4,358	62,342	76,269	185,977
Jamaica	33,467	107,489	25,208	114,582
Martinique		15,557		10,462
Netherlands Antilles		3,031		
Puerto Rico	4,231	70,435	15,721	93,211
St.Kitts and Nevis	147	462		224
St. Lucia	615	7,565	996	2,074
St.Vincent/Grenadine	133	2,056	1,806	8,115
Trinidad and Tobago	44,072	210,216	15,303	187,655
CENTRAL AMERICA	1,119,579	5,809,452	1,089,770	5,839,426
Belize		191		936
Costa Rica	43,470	133,373	35,152	236,483
El Salvador	23,643	116,028	15,504	101,881
Guatemala	58,027	303,115	21,288	130,734
Honduras	17,838	50,650	6,662	200,890
Mexico	857,316	4,370,603	817,763	4,467,446
Nicaragua	33,102	307,214	40,134	243,284
Panama	86,183	528,279	153,268	457,772
SOUTH AMERICA	2,372,975	10,913,736	2,344,859	10,523,165
Argentina	519,671	1,978,643	374,410	1,947,137
Bolivia	8,181	15,841	20,662	46,498
Brazil	418,397	1,959,597	428,299	1,594,983
Chile	639,027	2,556,904	723,264	3,024,881
Colombia	266,539	1,564,978	344,817	1,592,002
Ecuador	106,065	467,460	73,711	296,895
French Guiana	224	495		
Guyana	959	30,323	9,698	39,062
Paraguay	102,170	485,282	57,363	361,954
Peru	246,220	1,379,157	254,972	1,205,473
Suriname	616	11,983		7,359
Uruguay	57,227	417,387	52,797	296,402
Venezuela,Bolivar. R	7,677	45,687	4,867	110,519
NORTH AMERICA	32,597,847	166,726,817	32,845,569	155,596,902
Bermuda	105	3,926	304	4,228
Canada	2,094,640	10,647,508	1,956,067	9,431,026
U.S.America	30,503,102	156,075,383	30,889,198	146,161,648
EASTERN EUROPE	4,481,814	19,641,964	3,251,951	17,010,065
Belarus	763	8,245	5,484	8,391
Bulgaria	286,964	888,228	100,220	550,844
Czech Republic	292,876	1,668,618	269,615	1,678,769
Hungary	94,210	560,875	63,418	583,441
Poland	1,978,765	9,305,918	1,525,014	7,727,623

Contd.

10.12 Exports by Areas and Countries / Territories

(In Thousand Rupees)

Territories/Countries	November, 2017	Cumulative From July,2017	November, 2016	Cumulative From July,2016
Republic of Moldova		12,949	502	3,473
Romania	314,757	1,276,558	200,534	1,141,183
Russian Federation	1,001,344	4,031,292	681,845	3,891,534
Slovakia/Slovak R.	17,894	103,407	20,648	142,190
Ukraine	494,240	1,785,873	384,670	1,282,616
NORTHERN EUROPE	20,058,458	95,384,591	16,472,182	86,162,883
Denmark	1,426,759	6,909,801	1,009,206	6,184,508
Estonia	157,339	678,464	140,683	663,236
Finland	328,614	1,437,952	311,210	1,181,141
Iceland	1,203	8,428	1,027	3,901
Ireland	514,921	2,718,783	419,772	2,382,057
Latvia	93,420	671,409	98,488	430,271
Lithuania	391,381	1,855,279	312,473	1,359,812
Norway	317,149	2,048,955	299,178	1,779,452
Sweden	1,273,039	6,309,172	1,161,965	5,723,446
United Kingdom	15,554,633	72,746,349	12,718,179	66,455,057
SOUTHERN EUROPE	18,454,735	88,458,817	16,599,225	72,891,155
Albania	49,420	174,442	68,591	178,199
Bosnia & Herzegovina	1,764	8,783	678	2,495
Croatia	74,492	557,661	83,986	453,786
Fr.Yugoslav R.Macedo				1,763
Greece	578,927	2,756,359	492,502	2,207,304
Italy	5,887,925	30,229,814	5,365,965	25,886,908
Malta	39,187	168,669	33,647	132,258
Montenegro	155,233	367,502		
Portugal	1,558,129	7,841,582	1,313,317	6,373,328
Serbia	13,483	96,194	10,955	109,846
Slovenia	433,169	2,989,401	330,451	2,563,671
Spain	9,663,006	43,268,408	8,899,133	34,981,599
WESTERN EUROPE	30,405,574	141,643,338	23,006,821	123,924,133
Austria	126,797	634,166	132,756	627,599
Belgium	7,136,286	31,264,503	5,452,720	28,806,800
Europien Union		5,373		
France	3,708,462	17,135,109	3,472,367	15,857,012
Germany	11,224,066	56,060,063	9,226,436	50,267,825
Liechtenstein		1,967		
Luxembourg	2,350	8,264		48,582
Netherlands	8,099,532	35,954,687	4,635,902	27,819,819
Switzerland	108,081	579,205	86,640	496,496
EASTERN AFRICA	9,215,757	33,367,119	6,195,061	24,952,032
Burundi	793	7,858	1,002	13,156
Comoros	216,158	1,471,180	186,348	704,344
Djibouti	446,808	1,387,789	229,991	1,131,584
Eritrea		3,238		
Ethiopia	3,994	39,800	679	49,294
Kenya	2,345,565	12,092,421	2,880,855	11,011,576
Madagascar	3,481,281	8,891,881	800,926	3,249,291
Malawi	4,861	26,471	10,154	40,828
Mauritius	192,292	877,559	171,224	762,763
Mayotte		5,972		32,509
Mozambique	606,636	1,856,308	618,937	1,715,644
Reunion	28,580	220,516	27,403	212,735
Rwanda	6,937	16,755		2,291
Seychelles	18,592	109,313	20,400	149,703
Somalia	588,252	1,852,684	214,539	1,441,217
Uganda	12,970	77,656	6,817	41,539

Contd.

10.12 Exports by Areas and Countries / Territories

(In Thousand Rupees)

Territories/Countries	November, 2017	Cumulative From July,2017	November, 2016	Cumulative From July,2016
U.R.of Tanzania	1,248,399	4,216,988	913,448	3,759,395
Zambia	3,270	28,457	1,329	13,869
Zimbabwe	10,370	184,274	111,009	620,295
MIDDLE AFRICA	458,466	2,084,583	307,807	2,024,174
Angola	78,301	903,657	92,073	1,033,597
Cameroon	298,686	846,285	189,589	797,191
Chad		1,436		527
Congo, Republic of		11,546	521	9,290
D.R.of Congo	54,330	274,667	16,535	128,334
Equatorial G.(Ri.Mi)	1,159	3,852		1,713
Gabon	18,731	35,881	9,089	53,522
Sao Tome & Principe	7,259	7,259		
NORTHERN AFRICA	1,162,557	7,200,019	1,610,805	8,030,915
Algeria	67,207	493,078	263,322	759,451
Egypt(U.A.R.)	500,807	3,327,131	734,632	4,086,323
Libya	27,972	144,326	22,262	119,856
Morocco	155,935	985,630	196,249	749,049
Sudan			179,412	1,454,600
South Sudan	227,948	1,269,858		
Tunisia	182,689	979,996	214,927	861,635
SOUTHERN AFRICA	1,465,840	7,892,229	1,889,649	8,001,504
Botswana	58,887	219,426	40,456	100,436
Lesotho	45,948	231,913	64,475	304,396
Namibia	2,091	38,290		5,642
South Africa	1,358,914	7,341,814	1,784,205	7,560,442
Swaziland		60,786	512	30,588
WESTERN AFRICA	2,710,047	12,877,746	1,642,099	6,749,311
Benin	496,509	2,699,180	189,472	1,198,475
Burkina Faso(Fr.Up.V	527	7,699	1,058	15,843
Cape Verde		2,259	1,093	1,093
Co,te d,Ivoire(Fr.Iv	144,596	1,322,360	241,132	649,975
Gambia	146,083	466,088	60,921	337,078
Ghana	385,075	1,388,007	113,572	529,070
Guinea	263,170	315,940	19,181	62,150
Guinea-Bissau	231,495	1,347,810	27,988	154,843
Liberia	14,584	29,971	6,986	22,084
Mali	2,466	8,812	561	9,683
Mauritania	124,012	270,332	135,853	303,522
Niger	823	63,433	1,645	3,826
Nigeria	114,478	2,608,723	174,433	1,709,482
Senegal	128,983	385,317	67,414	424,194
Sierra Leone	464,806	1,347,343	467,639	1,005,228
Togo	192,440	614,472	133,149	322,766
EASTERN ASIA	24,584,644	97,378,829	25,221,010	96,456,941
China	17,428,142	68,059,217	19,189,632	69,177,302
Hong Kong S.A.Re.Chi	1,037,772	4,833,483	1,178,265	5,910,773
Japan	1,605,738	8,194,590	1,479,994	7,050,833
Korea, Republic of	3,696,834	12,991,276	2,740,446	11,795,760
Macao.China		440		375
Mongolia	2,640	9,707	2,510	16,422
O.Asia(Tai.For.Pe.Ki	813,518	3,290,116	630,163	2,505,477
SOUTH-CENTRAL ASIA	28,452,991	124,182,406	24,924,389	112,787,814
Afghanistan	16,634,695	63,604,810	14,215,236	52,129,639
Bangladesh	5,777,822	28,557,903	5,057,913	28,901,162
India	3,132,960	16,001,182	2,938,879	18,639,085

Contd.

10.12 Exports by Areas and Countries / Territories

(In Thousand Rupees)

Territories/Countries	November, 2017	Cumulative From July,2017	November, 2016	Cumulative From July,2016
Iran (Islamic R.)	118,551	893,597	293,407	1,339,321
Kazakstan	327,211	2,179,859	130,354	522,657
Kyrgyzstan/Kyrgyz R.	26,790	47,854	6,585	71,380
Maldives	58,323	269,152	30,266	244,505
Nepal	112,238	145,404	10,607	43,065
Sri Lanka	2,174,812	11,967,674	2,115,354	10,344,147
Tajikistan	46,309	163,096	26,995	122,700
Turkmenistan	2,076	76,030	60,456	225,225
Uzbekistan	41,203	275,844	38,338	204,927
SOUTH-EASTERN ASIA	8,954,105	39,448,175	9,287,052	36,312,729
Brunei Darussalam	11,223	19,231	16,810	24,091
Cambodia Fr.Kampuche	315,523	1,345,173	178,615	1,161,291
Timor Leste	46,743	63,706	38,032	100,624
Indonesia	2,242,976	7,267,960	2,458,683	6,330,527
Lao People's D.R.	15,178	63,321	7,141	50,137
Malaysia	904,055	4,745,323	1,496,109	6,050,857
Myanmar	148,528	837,053	109,840	535,947
Philippines	392,043	3,843,798	360,037	2,922,087
Singapore	469,793	3,000,783	390,263	1,907,496
Thailand	1,393,581	4,861,489	1,236,866	4,717,477
Viet Nam	3,014,464	13,400,337	2,994,657	12,512,195
WESTERN ASIA	18,718,611	81,115,575	15,033,349	75,137,135
Armenia	1,190	7,554	276	1,408
Azerbaijan	14,383	385,956	509,165	1,577,332
Bahrain	371,401	1,697,611	318,720	2,400,562
Cyprus	54,054	210,298	67,850	206,917
Gaza Strip	29	45,217		
Georgia	99,097	173,118	49,474	147,620
Iraq	156,341	556,693	83,888	691,655
Jordan	535,634	1,462,574	565,710	1,990,315
Kuwait	768,451	3,607,838	773,419	3,842,829
Lebanon	161,099	751,581	169,110	779,035
Oman	959,642	4,613,303	786,852	3,675,292
Qatar	661,035	3,540,681	355,818	2,332,702
Saudi Arabia	3,041,529	13,007,273	2,736,768	13,793,425
Syrian Arab Republic	59,043	494,071	391,907	617,309
Turkey	2,860,541	14,538,076	2,375,312	9,637,840
United Arab Emirates	8,315,455	33,661,545	5,366,445	30,722,360
Yemen	659,687	2,362,188	482,637	2,720,532
AUSTRALIA AND NEW ZEALAND	1,891,356	13,221,698	1,847,540	11,402,798
Australia	1,585,718	11,579,803	1,483,976	9,687,824
New Zealand	305,638	1,641,895	363,563	1,714,973
MELANESIA	29,390	205,792	38,020	120,001
Fiji	10,421	95,175	16,626	70,683
New Caledonia		3,362	1,596	3,174
Papua New Guinea	16,068	95,414	15,920	41,157
Solomon Islands	1,370	8,805	2,469	2,469
Vanuatu	1,531	3,036	1,409	2,519
MICRONESIA	1,861	4,869	376	1,140
Guam	1,861	4,869	376	1,140
POLYNESIA	9,504	13,863	2,422	28,138
American Samoa				9,430
Cook Islands	431	1,940		
French Polynesia		2,850		7,457
Samoa	9,073	9,073	2,422	11,091
Tonga				160

10.13 Re-exports by Areas and Countries / Territories

(In Thousand Rupees)

Territories/Countries	November, 2017	Cumulative From July,2017	November, 2016	Cumulative From July,2016
GRAND TOTALS	2,939,082	18,348,444	2,053,982	8,037,272
CENTRAL AMERICA		783		37
Mexico		512		
Panama		271		37
SOUTH AMERICA		50,730	826	7,996
Bolivia		247	169	169
Brazil				114
Colombia		90		1,334
Ecuador		40,990	244	244
Peru		9,403	414	6,135
NORTH AMERICA	112,825	1,200,065	32,691	729,925
Canada	23,209	160,758	5,176	119,402
U.S.America	89,616	1,039,307	27,515	610,523
EASTERN EUROPE	7,657	360,258	72,540	240,381
Czech Republic			67,409	70,602
Hungary	4,771	357,131		8,176
Poland	2,528	2,711		154,738
Romania	358	358		128
Russian Federation				256
Slovakia/Slovak R.		48		
Ukraine		9	5,131	6,480
NORTHERN EUROPE	189,703	900,881	33,123	313,469
Denmark	713	1,032	718	3,410
Finland		1,873	56	56
Ireland		161		
Latvia				3,879
Lithuania	373	373	10	22,394
Norway		7,289		111
Sweden	392	1,486	1,664	79,290
United Kingdom	188,225	888,667	30,675	204,329
SOUTHERN EUROPE	129,560	262,391	96,325	605,632
Croatia		305		
Greece		1,671		2,151
Italy	123,895	204,302	85,601	592,179
Portugal		3,833		
Spain	5,665	52,281	10,724	11,301
WESTERN EUROPE	857,916	6,224,549	1,099,541	2,102,588
Austria	432	3,419	3,148	12,051
Belgium	12,422	3,539,471	10,735	37,020
France	712,873	1,022,750	46,222	464,942
Germany	127,772	1,590,519	224,859	693,615
Netherlands	4,015	50,809	6,054	21,991
Switzerland	402	17,581	808,523	872,968
EASTERN AFRICA		2,043		
Mauritius		2,043		

Contd.

10.13 Re-exports by Areas and Countries / Territories

(In Thousand Rupees)

Territories/Countries	November, 2017	Cumulative From July,2017	November, 2016	Cumulative From July,2016
NORTHERN AFRICA	105	2,393	885	2,554
Algeria		687		1,437
Egypt(U.A.R.)	105	1,705	885	1,116
SOUTHERN AFRICA		46,218	21	12,171
South Africa		46,218	21	21
Swaziland				12,150
WESTERN AFRICA		4,159		
Guinea		4,159		
EASTERN ASIA	370,565	4,585,865	376,211	1,736,951
China	149,081	3,593,470	38,102	432,283
Hong Kong S.A.Re.Chi	110,459	435,479	287,243	1,091,045
Japan	104,305	511,097	49,662	200,814
Korea D.P.Republic			130	130
Korea, Republic of	6,697	45,281	783	9,516
O.Asia(Tai.For.Pe.Ki	23	539	290	3,163
SOUTH-CENTRAL ASIA	7,857	103,661	14,196	110,244
Afghanistan	7,625	51,392	11,182	89,768
India	121	26,344	337	15,599
Iran (Islamic R.)		25,110	2,207	2,301
Kyrgyzstan/Kyrgyz R.	111	111		260
Sri Lanka			470	2,091
Turkmenistan				225
Uzbekistan		704		
SOUTH-EASTERN ASIA	1,031,635	1,697,743	138,190	1,397,779
Indonesia	39,199	234,417	14,996	311,932
Malaysia	759,055	776,837	1,512	16,637
Philippines	1,551	9,336	1,369	6,167
Singapore	46,865	356,064	119,176	1,013,251
Thailand	89,800	225,925	26	48,607
Viet Nam	95,164	95,164	1,111	1,185
WESTERN ASIA	230,587	2,905,920	188,270	770,263
Azerbaijan		11,391		
Bahrain		42,422		
Cyprus		56,672		
Iraq		12,708	1,615	5,424
Jordan		105	8	20,974
Kuwait	991	1,760		10,728
Oman		1,114	32,074	50,397
Qatar	10,709	112,543	57,914	105,134
Saudi Arabia	32,236	61,519	2,497	175,973
Turkey	48,985	67,346	24	16,746
United Arab Emirates	137,666	2,538,340	94,139	384,888
AUSTRALIA AND NEW ZEALAND	671	786	1,161	7,285
Australia	671	776	1,161	5,947
New Zealand		11		1,338

10.14 Imports by Areas and Countries / Territories

(In Thousand Rupees)

Territories/Countries	November, 2017	Cumulative From July,2017	November, 2016	Cumulative From July,2016
GRAND TOTALS	501,304,922	2,509,220,029	440,287,501	2,078,467,465
LATIN AMERICA	59,136	388,677	62,193	959,456
Anguilla		10		
Antigua and Barbuda	1,014	3,553		
Aruba		23,871		
Bahamas	3,288	9,684		763,843
Barbados	10	13,038		3,256
British Virgin Is.				33
Cayman Islands	125	127	8,531	8,748
Cuba	1,023	1,638		225
Dominica	48	6,427	19	4,285
Dominican Republic	4,290	8,883	4,498	13,641
Grenada				3,055
Guadeloupe		18		
Haiti	2	2,924	13	53
Jamaica	14,950	48,652	17,871	48,988
Montserrat		1,420		5
Netherlands Antilles	5	9,293		87
Puerto Rico	29,937	134,634	29,444	93,055
St.Kitts and Nevis		85,563	171	312
St. Lucia				3,911
St.Vincent/Grenadine				8
Trinidad and Tobago	4,442	38,672	1,646	13,353
Turks & Caicos Is.		269		2,592
US.Virgin Islands				5
CENTRAL AMERICA	771,347	3,288,054	454,490	2,429,524
Belize	2,717	6,332	1,337	4,903
Costa Rica	25,527	116,599	1,864	34,496
El Salvador		288		3
French West Indies		9		990
Guatemala	85,289	459,311	63,251	519,066
Honduras	2,793	23,341	1,626	14,378
Mexico	652,910	2,668,943	386,411	1,842,737
Nicaragua	681	681		57
Panama	1,428	12,549		12,896
SOUTH AMERICA	3,921,333	48,181,812	4,622,171	30,306,084
Argentina	1,279,743	11,705,871	1,817,637	11,590,692
Bolivia		626		3,938
Bouvet Island		364	53	86
Brazil	2,239,854	33,037,554	2,617,737	17,773,538
Chile	212,936	1,317,980	113,430	574,590
Colombia	54,694	120,156	15,319	44,338
Ecuador	155	61,721	1,520	14,062
French Guiana			16	16
Guyana	3,792	15,368		1,056
Paraguay	103,506	1,687,087	21,220	168,410
Peru	16,320	139,823	19,304	84,604
S.Georgia S.Sandw.Is		182		828
Suriname				3,324
Uruguay	10,269	72,388	15,936	46,478
Venezuela,Bolivar. R	64	22,693		125

Contd.

10.14 Imports by Areas and Countries / Territories

(In Thousand Rupees)

Territories/Countries	November, 2017	Cumulative From July,2017	November, 2016	Cumulative From July,2016
NORTH AMERICA	32,622,068	132,521,688	26,663,991	115,891,758
Bermuda	26	2,530,475		
Canada	4,349,116	16,308,443	6,800,972	24,150,969
Greenland			14	14
St.Pierre & Miquelon		1		
U.S.America	28,272,926	113,682,769	19,863,006	91,740,775
EASTERN EUROPE	8,885,584	38,753,453	9,723,488	33,956,154
Belarus	603,534	2,913,120	643,846	1,992,013
Bulgaria	202,661	1,086,619	148,459	824,033
Czech Republic	271,087	2,320,780	268,300	1,509,012
Hungary	2,858,936	4,678,625	548,600	2,534,662
Poland	933,241	4,204,011	588,408	3,392,249
Republic of Moldova	30,144	93,475	5,367	238,152
Romania	1,254,164	2,094,209	3,019,046	5,673,415
Russian Federation	2,027,485	9,071,821	2,895,141	12,246,083
Slovakia/Slovak R.	81,791	923,365	130,707	923,478
Ukraine	622,542	11,367,429	1,475,614	4,623,059
NORTHERN EUROPE	11,641,656	57,032,313	9,503,920	44,300,031
Denmark	704,222	3,284,835	754,648	3,022,316
Estonia	36,992	170,092	5,657	82,071
Faeroe Islands		174		721
Finland	1,013,498	3,748,870	419,911	2,547,833
Iceland	30,465	149,814	3,186	28,658
Ireland	681,876	3,741,606	980,749	3,506,452
Latvia	51,299	507,955	178,081	499,041
Lithuania	48,151	212,044	64,965	533,694
Norway	177,278	681,808	77,410	428,606
Svalbard/Jan May.Is.		693		
Sweden	2,671,342	10,209,793	2,009,646	8,179,223
United Kingdom	6,226,534	34,324,629	5,009,668	25,471,417
SOUTHERN EUROPE	7,940,516	37,729,973	6,477,292	37,015,722
Albania	1	325		15
Andorra		20		281
Bosnia & Herzegovina	404	9,679	224	664
Croatia	19,478	84,387	1,558	276,150
Fr.Yugoslav R.Macedo	302	973		6,908
Gibraltar				1,024
Greece	98,560	391,205	39,979	231,212
Italy	5,675,386	26,922,474	4,107,100	22,279,892
Malta	6,845	29,413	1,293	31,241
Portugal	337,937	1,321,759	195,765	1,035,856
San Marino	6,800	44,208	4,553	17,441
Serbia	10,377	33,986	5,221	1,863,009
Slovenia	46,819	258,358	64,228	162,782
Spain	1,737,608	8,633,186	2,057,371	11,109,249
WESTERN EUROPE	32,664,896	183,284,010	28,421,098	138,764,849
Austria	989,647	6,307,619	883,735	5,351,626
Belgium	5,245,008	15,184,185	2,833,027	14,487,514
Europien Union	5,513,407	30,440,035	5,808,265	26,340,411
France	3,691,018	21,958,542	3,646,865	22,632,663

Contd.

10.14 Imports by Areas and Countries / Territories

(In Thousand Rupees)

Territories/Countries	November, 2017	Cumulative From July,2017	November, 2016	Cumulative From July,2016
Germany	8,641,151	49,291,985	10,856,980	48,384,415
Liechtenstein	1,374	11,520	2,350	10,107
Luxembourg	21,728	386,688	13,092	239,326
Monaco		7		
Netherlands	6,244,780	45,733,822	2,361,049	11,676,177
Switzerland	2,316,783	13,969,608	2,015,733	9,642,610
EASTERN AFRICA	5,148,176	26,566,305	4,603,591	26,730,784
B.Indian Ocean Terr.	10	1,314		
Burundi	110,793	740,759	59,150	583,871
Comoros	5,609	21,820	15,971	83,092
Djibouti		3,375	2,049	29,226
Eritrea	393	5,531		5,137
Ethiopia	84,507	265,986	533,515	2,175,212
Kenya	4,334,735	21,539,165	3,075,481	18,255,906
Madagascar	71,296	307,519	107,019	338,548
Malawi		17,901	82	10,387
Mauritius	3,360	69,034	20,668	63,921
Mozambique	37,686	124,954	3,048	40,852
Reunion	39,840	108,401	2,521	69,837
Rwanda	194,137	1,443,804	178,708	1,396,640
Seychelles		23,185	6,388	15,089
Somalia	42,368	406,143	24,327	302,681
Uganda	39,181	462,386	45,048	287,695
U.R.of Tanzania	102,752	652,008	303,688	1,835,838
Zambia	81,509	315,758	217,556	1,163,197
Zimbabwe		57,260	8,374	73,654
MIDDLE AFRICA	61,474	492,164	45,660	496,827
Angola	70	2,879		19,834
Cameroon	14,964	78,903	21,396	118,381
Central African R.	276	221,914	322	322
Chad	883	17,440	3,332	76,317
Congo, Republic of	11,756	72,212	16,344	189,698
D.R.of Congo	2,609	2,618		29,448
Gabon	30,916	93,271	4,265	58,071
Sao Tome & Principe		2,927		4,755
NORTHERN AFRICA	4,594,469	22,321,074	4,081,712	19,505,816
Algeria	8,222	31,582		2,845
Egypt(U.A.R.)	1,656,799	8,832,084	1,707,531	6,778,891
Libya	36,653	215,820	31,707	369,276
Morocco	2,673,832	11,970,653	2,286,210	11,689,452
Sudan			6,117	398,130
South Sudan	159,690	1,017,754		
Tunisia	59,274	253,181	50,147	266,959
Western Sahara(Ri.De		1		264
SOUTHERN AFRICA	10,918,641	47,702,577	5,914,700	22,167,799
Botswana		1,569		27
Canary Islands		18,106		
French Southern Terr			1,596	5,802
Lesotho				2
Namibia	66,389	135,391	28,117	81,504

Contd.

10.14 Imports by Areas and Countries / Territories

(In Thousand Rupees)

Territories/Countries	November, 2017	Cumulative From July,2017	November, 2016	Cumulative From July,2016
South Africa	10,768,766	47,169,892	5,831,657	21,773,811
Swaziland	83,486	377,618	53,330	306,653
WESTERN AFRICA	2,388,497	3,751,107	49,693	1,503,408
Benin		5		388,477
Burkina Faso(Fr.Up.V	21,538	86,864	13	119,972
Cape Verde		3,253		
Co,te d,Ivoire(Fr.Iv	36,709	569,881	895	374,841
Gambia		1,836		14,391
Ghana	13,056	103,059	20,993	150,804
Guinea	4,642	40,838	3	6,206
Liberia	78	13,168		2,018
Mali		2,760		14,730
Mauritania		110		3,100
Nigeria	2,306,671	2,344,486	6,241	36,067
Senegal	2,548	43,168	11,109	40,058
Sierra Leone	83	5,889	121	1,440
St. Helena	36	320	10,317	11,008
Togo	3,134	535,470		340,296
EASTERN ASIA	156,790,175	825,206,006	154,898,409	765,098,397
China	120,654,023	652,496,437	124,237,601	626,664,744
Hong Kong S.A.Re.Chi	1,779,703	4,291,520	554,488	2,769,016
Japan	22,216,683	108,514,460	20,381,456	88,727,079
Korea D.P.Republic	171,583	1,407,726	333,246	1,397,951
Korea, Republic of	7,957,749	39,258,482	6,159,717	28,268,188
Macao.China	1,119	2,167		1,479
O.Asia(Tai.For.Pe.Ki	4,009,314	19,235,214	3,231,900	17,269,939
SOUTH-CENTRAL ASIA	26,531,624	110,345,031	21,574,998	101,191,780
Afghanistan	4,514,382	25,983,196	4,429,605	20,411,229
Bangladesh	759,108	2,538,335	541,088	1,812,314
Bhutan	293	1,852		2,958
India	14,538,182	58,770,129	12,650,390	59,980,859
Iran (Islamic R.)	4,971,193	17,915,541	2,547,018	13,291,323
Kazakstan	25,437	409,932	25,325	90,082
Kyrgyzstan/Kyrgyz R.	93	637	318	8,446
Maldives	41	57	370,301	370,376
Nepal	281	14,476	5,938	51,368
Sri Lanka	1,443,167	3,959,946	892,958	3,598,924
Tajikistan	76,394	95,047	80,605	181,248
Turkmenistan	179,732	604,939	29,495	1,259,472
Uzbekistan	23,321	50,946	1,957	133,180
SOUTH-EASTERN ASIA	60,391,022	284,541,436	45,142,849	203,728,812
Brunei Darussalam	39	166		
Cambodia Fr.Kampuche	5,346	34,612	28,772	56,683
Timor Leste		14		
Indonesia	21,595,614	112,243,504	18,380,986	80,623,219
Lao People's D.R.	1,552	1,659		680
Malaysia	11,567,351	53,786,051	9,234,563	42,151,601
Myanmar	39,788	270,669	40,995	207,017
Philippines	509,622	4,578,125	239,339	1,251,617

Contd.

10.14 Imports by Areas and Countries / Territories

(In Thousand Rupees)

Territories/Countries	November, 2017	Cumulative From July,2017	November, 2016	Cumulative From July,2016
Singapore	10,810,894	36,193,762	5,642,901	26,453,141
Thailand	11,795,890	57,106,078	8,922,260	41,566,271
Viet Nam	4,064,925	20,326,796	2,653,034	11,418,582
WESTERN ASIA	132,764,334	660,342,962	114,415,102	514,573,463
Armenia		9,169		7,593
Azerbaijan	49,905	84,482	1,839	8,685
Bahrain	521,630	3,236,238	260,297	1,696,359
Cyprus	41,954	74,298	6,138	65,960
Gaza Strip	408	3,767	35	472
Georgia	762	2,230		7,637
Iraq	560,568	4,184,509	56,005	1,311,105
Jordan	234,478	1,627,041	257,097	1,402,376
Kuwait	17,375,197	62,209,911	17,258,043	53,014,624
Lebanon	35,287	166,427	1,892	99,300
Oman	8,109,358	35,801,725	5,331,084	16,194,102
Qatar	14,174,010	69,960,616	8,557,080	40,194,388
Saudi Arabia	28,637,958	132,663,660	21,892,436	84,178,940
Syrian Arab Republic	37	12,739	6,293	45,756
Turkey	2,520,491	11,967,754	1,772,895	10,690,682
United Arab Emirates	60,429,467	337,570,207	58,999,903	305,496,605
Yemen	72,823	768,189	14,065	158,878
AUSTRALIA AND NEW ZEALAND	3,203,144	26,743,607	3,626,803	19,729,526
Australia	2,496,954	22,527,811	3,401,163	17,825,884
Christmas Islands	54	880	1,397	9,069
Heard/Mac Donald Is.		73	76	76
New Zealand	705,272	4,158,354	223,146	1,885,265
Norfolk Island	43	43		3,266
US.Minor Outlying Is	822	56,446	1,021	5,965
MELANESIA	6,826	22,660	4,258	108,918
Fiji		9,978		103,036
New Caledonia	275	275		
Papua New Guinea	4,795	7,915		
Solomon Islands	1,755	3,964	1,119	1,119
Vanuatu		527	3,140	4,763
MICRONESIA		1,671		4,504
Guam				11
Kiribati		1,671		4,493
Marshall Islands				1
POLYNESIA	6	3,449	1,082	3,851
American Samoa		3,424	705	705
French Polynesia		13		
Johnston Island			105	2,857
Pitcairn		6		
Tuvalu	6	6	272	290

10.15 Re-imports by Areas and Countries / Territories

(In Thousand Rupees)

Territories/Countries	November, 2017	Cumulative From July,2017	November, 2016	Cumulative From July,2016
GRAND TOTALS	2,232,012	11,157,854	1,653,599	8,942,789
LATIN AMERICA		7,063		
Cuba		454		
Netherlands Antilles		6,609		
CENTRAL AMERICA		8,869	2,628	3,168
Belize		1,412	517	517
Guatemala		2,131	2,111	2,111
Honduras		5,306		
Mexico		19		541
NORTH AMERICA	948,189	4,790,284	667,452	3,767,347
Bermuda			63	63
Canada	117,100	672,679	64,512	403,514
U.S.America	831,090	4,117,604	602,877	3,363,769
EASTERN EUROPE	8,514	29,848		7,187
Bulgaria		2,407		
Czech Republic		35		1,006
Hungary				1
Poland	3,453	21,343		6,180
Romania		486		
Russian Federation		515		
Slovakia/Slovak R.	5,061	5,061		
NORTHERN EUROPE	48,359	231,417	47,860	312,128
Denmark	994	9,248	3,298	27,218
Finland				930
Ireland		5,246	3,958	4,137
Lithuania				901
Norway	1,028	1,028		2,995
Svalbard/Jan May.Is.				5,396
Sweden	10,004	40,309	15,083	44,065
United Kingdom	36,333	175,586	25,521	226,485
SOUTHERN EUROPE	27,875	212,659	30,695	126,300
Greece	1,663	2,069		
Italy	15,036	156,093	26,800	111,044
Portugal	989	989		
Slovenia	2	2		
Spain	10,184	53,504	3,895	15,255
WESTERN EUROPE	33,106	325,963	70,507	327,068
Austria	1,063	1,943		1,337
Belgium	7,973	62,330	17,818	89,104
France	2,269	20,644	1,738	25,417
Germany	14,133	190,069	46,516	136,011
Netherlands	1,572	34,499	4,149	39,431
Switzerland	6,095	16,479	286	35,769
EASTERN AFRICA		11,370	8,707	33,231
B.Indian Ocean Terr.		366		
Ethiopia			8,707	28,590

Contd.

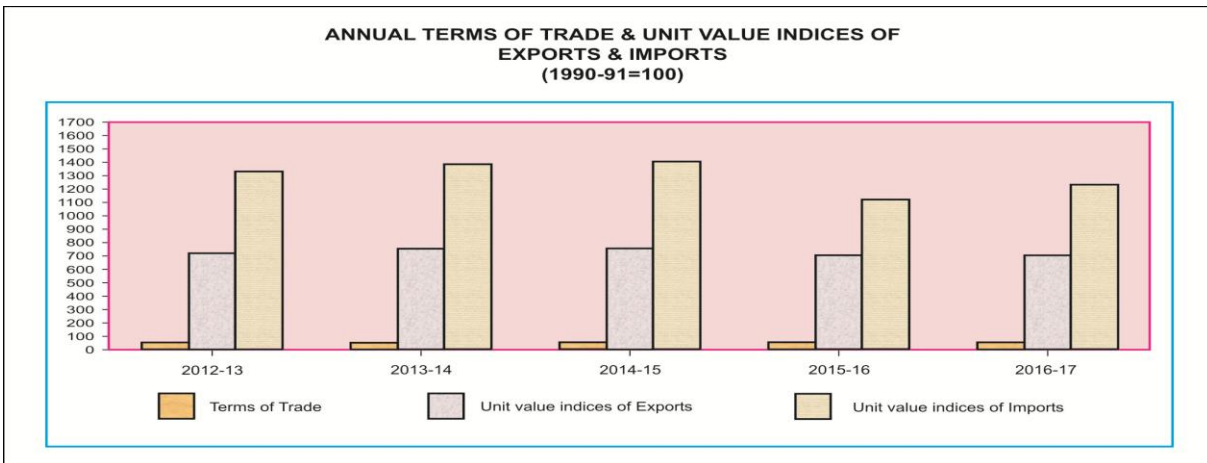
10.15 Re-imports by Areas and Countries / Territories

(In Thousand Rupees)

Territories/Countries	November, 2017	Cumulative From July,2017	November, 2016	Cumulative From July,2016
Mauritius				625
Mozambique		1,176		
U.R.of Tanzania		9,828		
Zimbabwe				4,016
NORTHERN AFRICA	2,673	5,605	1,161	9,776
Egypt(U.A.R.)		472	362	707
Morocco	2,673	5,111		8,271
Tunisia		22	799	799
SOUTHERN AFRICA	17,162	63,259	7,765	36,070
South Africa	17,162	60,955		13,270
Swaziland		2,304	7,765	22,800
WESTERN AFRICA			1,337	1,337
Cape Verde			1,337	1,337
EASTERN ASIA	606,945	3,245,797	405,713	2,224,034
China	341,082	1,973,641	163,235	1,297,405
Hong Kong S.A.Re.Chi	19,199	98,977	36,053	115,348
Japan	150,310	784,052	86,893	465,495
Korea D.P.Republic		457	158	158
Korea, Republic of	19,006	142,090	23,527	112,688
O.Asia(Tai.For.Pe.Ki	77,348	246,580	95,847	232,940
SOUTH-CENTRAL ASIA	130,922	627,089	93,338	594,281
Bangladesh	2,452	9,189	953	21,704
India	113,549	517,062	84,098	514,444
Iran (Islamic R.)	1,256	2,643		2,287
Sri Lanka	13,665	98,195	8,287	55,845
SOUTH-EASTERN ASIA	111,053	714,489	125,734	673,269
Indonesia	73,794	446,885	66,966	419,829
Malaysia	20,019	94,712	14,793	108,348
Philippines		173		163
Singapore	3	20,410	4,113	26,332
Thailand	13,575	101,114	24,622	76,344
Viet Nam	3,661	51,194	15,239	42,254
WESTERN ASIA	117,795	571,066	180,162	736,522
Bahrain	2,354	28,070	5,698	31,319
Kuwait		261		
Oman	1,503	5,513	3,219	9,293
Qatar	2,239	12,314		
Saudi Arabia	18,966	97,421	12,524	106,310
Syrian Arab Republic			3,377	31,802
Turkey	14,112	80,594	17,545	53,421
United Arab Emirates	78,620	346,893	137,798	504,378
AUSTRALIA AND NEW ZEALAND	179,419	313,078	10,540	91,072
Australia	179,419	313,078	10,540	66,987
Norfolk Island				24,085

10.16 Annual and Quarterly Terms of Trade and Unit Value Indices of Exports and Imports (1990-91=100)

Year/ Quarter	Terms of Trade	Unit Value Indices of Exports	Unit Value Indices of Imports
2012-13	53.81	715.45	1,329.56
2013-14	54.27	752.86	1,387.15
2014-15	54.43	759.21	1,394.74
2015-16	57.99	705.02	1,215.80
2016-17	58.64	703.39	1,199.54
2012-13 Jul-Sep	53.94	684.66	1,269.28
Oct-Dec	53.43	709.08	1,327.23
Jan-Mar	53.91	728.42	1,351.28
Apr-Jun	53.97	739.63	1,370.44
2013-14 Jul-Sep	54.54	745.76	1,367.33
Oct-Dec	54.61	745.57	1,365.33
Jan-Mar	54.80	771.50	1,407.91
Apr-Jun	53.17	748.62	1,408.02
2014-15 Jul-Sep	52.24	753.27	1,441.89
Oct-Dec	54.48	762.69	1,399.87
Jan-Mar	56.69	769.06	1,356.61
Apr-Jun	54.46	751.81	1,380.57
2015-16 Jul-Sep	54.97	712.89	1,296.84
Oct-Dec	58.35	701.89	1,202.89
Jan-Mar	59.56	703.02	1,180.31
Apr-Jun	59.36	702.28	1,183.17
2016-17 Jul-Sep	58.67	697.00	1,188.06
Oct-Dec	59.05	703.81	1,191.83
Jan-Mar	58.47	703.47	1,203.03
Apr-Jun	58.37	709.28	1,215.22
2017-18 Jul-Sep *	58.76	707.53	1,204.15



10.17 Index Numbers of Unit Values of Exports by Groups (1990-91=100)

Year /Quarter	All Groups	Food & Live Animals	Beverages & Tobacco	Crude Materials Inedible Except Fuels	Mineral Fuels & Lubricants	Chemicals	Manufactured Goods	Machinery & Transport Equipment	Misc. Manufactured Articles	
2012-13	715.45	884.48	1052.54	958.74	1615.08	876.11	689.62	1603.48	657.15	
2013-14	752.86	954.07	1127.89	1009.57	1682.81	939.50	698.49	1650.17	700.75	
2014-15	759.21	1057.47	1148.80	999.87	1713.20	935.18	667.05	1789.37	728.76	
2015-16	705.02	944.46	1217.42	920.79	1092.25	1000.41	607.38	1873.58	774.38	
2016-17	703.39	912.62	1240.70	894.27	1136.42	1029.70	595.74	1740.35	799.30	
2012-13	Jul-Sep	684.66	867.43	999.22	924.18	1562.79	809.02	656.98	1584.13	636.74
	Oct-Dec	709.08	869.95	1036.60	944.56	1653.04	851.48	685.86	1590.79	658.79
	Jan-Mar	728.42	899.09	1086.12	982.32	1620.06	921.14	705.07	1618.96	666.01
	Apr-Jun	739.63	901.46	1088.20	983.88	1624.41	922.80	710.57	1620.03	667.06
2013-14	Jul-Sep	745.46	919.57	1098.87	1017.68	1634.63	934.11	713.43	1624.52	674.82
	Oct-Dec	745.57	952.49	1154.15	1023.78	1640.93	928.01	698.36	1631.05	723.57
	Jan-Mar	771.50	970.48	1164.01	1042.41	1659.59	941.60	722.66	1664.20	729.32
	Apr-Jun	748.62	973.74	1094.54	954.39	1796.09	954.26	659.51	1680.90	675.29
2014-15	Jul-Sep	753.27	1027.99	1123.85	988.05	1853.14	929.85	676.38	1722.41	692.43
	Oct-Dec	762.69	1071.97	1171.54	1000.56	1862.62	935.86	677.14	1781.57	740.31
	Jan-Mar	769.06	1075.01	1148.08	1030.34	1732.30	946.52	679.02	1787.10	728.26
	Apr-Jun	751.81	1054.91	1151.73	980.52	1404.75	928.49	635.66	1866.41	754.05
2015-16	Jul-Sep	712.89	973.60	1144.34	964.35	1423.80	994.53	628.77	1955.09	730.30
	Oct-Dec	701.89	935.34	1176.96	908.48	1022.94	995.70	601.06	1858.72	782.09
	Jan-Mar	703.02	929.68	1250.14	921.27	1045.51	1021.47	599.41	1866.25	795.28
	Apr-Jun	702.28	939.22	1298.25	889.05	876.75	989.95	600.29	1814.27	789.83
2016-17	Jul-Sep	697.00	972.71	1239.28	909.02	1069.37	993.34	590.69	1780.89	762.86
	Oct-Dec	703.81	928.54	1223.96	880.70	1080.33	1032.44	597.47	1719.51	794.66
	Jan-Mar	703.47	869.54	1211.78	876.35	1228.96	1025.79	599.28	1724.91	802.38
	Apr-Jun	709.28	879.70	1287.78	910.99	1167.02	1067.24	595.50	1736.07	837.29
2017-18	Jul-Sep *	707.53	983.63	1157.74	928.64	1144.95	1062.88	577.94	1718.62	821.49

* : Provisional

10.18 Index Numbers of Unit Values of Imports by Groups (1990-91=100)

Year/Quarter	All groups	Food and Live animals	Beverages & Tobacco	Crude materials inedible except fuels	Mineral fuels & Lubricants	Animal or Veg. oils & Fats	Chemicals	Manufactured goods	Machinery & Transport equipment	Misc. manufactured articles
2012-13	1,329.56	802.28	1,339.47	995.65	1,720.77	1,103.29	994.50	887.02	1,738.91	1,342.66
2013-14	1,387.15	838.74	1,446.20	1,046.35	1,757.91	1,054.13	1,098.60	899.66	1,866.32	1,458.63
2014-15	1,394.74	891.28	1,620.65	1,048.08	1,511.85	1,037.83	1,256.50	1,026.39	1,985.27	1,854.42
2015-16	1,215.80	839.11	1,700.77	1,031.47	919.48	1,011.65	1,193.67	920.53	1,913.99	2,376.63
2016-17	1,199.54	839.73	1,757.42	1,027.69	811.76	1,086.72	1,264.82	924.51	1,878.69	2,445.41
2012-13 Jul-Sep	1,269.28	791.42	1,310.88	925.57	1,623.49	1,189.26	939.61	875.46	1,610.53	1,323.94
Oct-Dec	1,327.23	794.08	1,328.36	995.64	1,764.03	1,111.45	1,009.58	881.11	1,680.20	1,327.27
Jan-Mar	1,351.28	800.25	1,350.09	1,017.46	1,761.13	1,048.35	989.23	877.44	1,804.52	1,345.00
Apr-Jun	1,370.44	823.38	1,368.54	1,043.92	1,734.43	1,064.11	1,039.59	914.05	1,860.39	1,374.43
2013-14 Jul-Sep	1,367.33	839.00	1,390.72	1,064.30	1,688.69	1,075.42	1,064.27	859.80	1,865.31	1,381.34
Oct-Dec	1,365.33	840.48	1,425.20	1,052.01	1,711.56	1,054.23	1,083.40	873.38	1,875.71	1,391.17
Jan-Mar	1,407.91	849.44	1,463.98	1,072.34	1,784.71	1,061.03	1,104.26	930.61	1,937.80	1,487.18
Apr-Jun	1,408.02	826.03	1,504.91	996.75	1,846.69	1,025.83	1,142.45	934.85	1,786.47	1,574.82
2014-15 Jul-Sep	1,441.89	882.91	1,551.52	1,050.88	1,810.51	1,040.06	1,218.48	993.38	1,889.96	1,701.41
Oct-Dec	1,399.87	893.21	1,590.81	1,065.79	1,522.96	1,056.54	1,254.97	1,030.45	1,969.44	1,807.08
Jan-Mar	1,356.61	895.47	1,651.30	1,039.03	1,366.90	1,006.23	1,256.20	1,044.23	1,995.28	1,892.80
Apr-Jun	1,380.57	893.54	1,688.98	1,036.61	1,347.03	1,048.50	1,296.34	1,037.49	2,086.41	2,016.39
2015-16 Jul-Sep	1,296.84	819.90	1,670.50	994.97	1,260.75	1,032.17	1,175.87	905.12	1,926.97	2,242.88
Oct-Dec	1,202.89	824.90	1,691.32	1,109.19	912.40	1,028.06	1,141.86	929.56	1,882.96	2,372.44
Jan-Mar	1,180.31	865.60	1,747.55	1,012.94	741.34	978.61	1,210.14	924.91	1,934.80	2,434.43
Apr-Jun	1,183.17	846.04	1,693.71	1,008.77	763.42	1,007.74	1,246.79	922.51	1,911.24	2,456.76
2016-17 Jul-Sep	1,188.06	816.59	1,708.34	1,025.79	778.82	1,026.36	1,251.62	925.94	1,888.38	2,512.37
Oct-Dec	1,191.83	833.16	1,782.93	1,030.30	738.98	1,164.61	1,309.73	976.44	1,863.34	2,643.91
Jan-Mar	1,203.03	838.92	1,794.93	1,003.50	863.49	1,080.97	1,269.88	878.71	1,864.85	2,327.08
Apr-Jun	1,215.22	870.25	1,743.47	1,051.17	865.73	1,074.94	1,228.04	916.94	1,898.20	2,298.27
2017-18 Jul-Sep *	1,204.15	942.64	1,738.68	1,054.78	811.87	1,032.09	1,289.49	873.98	1,944.40	2,505.71

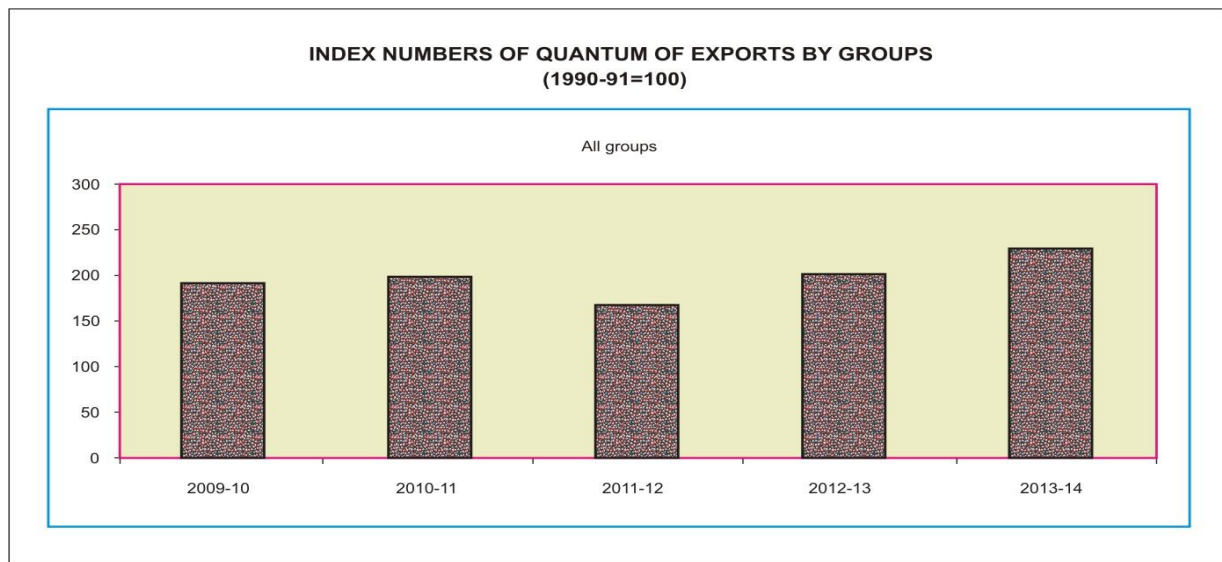
* : Provisional

Note: Trade Indices of Imports and Terms of Trade From Jul-Sep, 2014 to Apr-Jun, 2017 has been revised

10.19 Index Numbers of Quantum of Exports by Groups (1990-91=100)

Year/Quarter	All groups	Food and Live animals	Beverages & Tobacco	Crude materials inedible except fuels	Mineral fuels & Lubricants	Chemicals	Manufactured goods	Machinery & Transport equipment	Misc. manufactured articles
2012-13	202.86	242.21	238.64	343.79	37.89	992.45	191.87	2,014.32	181.50
2013-14	229.80	280.96	175.45	447.47	409.09	1,010.41	189.96	2,056.66	226.38
2014-15	195.45	224.40	100.30	264.75	176.22	973.58	181.68	3,964.39	201.19
2015-16	203.66	243.09	112.67	307.85	57.34	689.93	182.42	3,767.50	223.68
2016-17	205.99	250.96	153.01	214.11	51.33	477.37	186.39	3,911.82	236.30
2012-13 Jul-Sep	182.10	193.42	203.51	300.83	29.33	962.68	175.53	2240.25	165.88
Oct-Dec	201.62	219.24	268.01	357.97	6.46	948.78	196.72	2835.50	174.64
Jan-Mar	208.98	289.31	307.37	350.05	53.72	840.47	192.71	1390.01	179.90
Apr-Jun	218.73	266.88	175.65	366.29	62.03	1217.85	202.51	1591.52	202.92
2013-14 Jul-Sep	242.65	254.75	215.28	392.89	1298.61	1052.88	213.28	1226.96	241.61
Oct-Dec	220.69	279.96	59.50	463.12	4.22	691.05	190.14	911.18	229.81
Jan-Mar	218.37	336.65	69.11	350.89	247.03	1153.88	186.14	4061.10	208.14
Apr-Jun	237.48	252.47	357.92	582.97	86.50	1143.82	170.28	2027.38	225.97
2014-15 Jul-Sep	201.64	189.93	90.87	389.05	361.14	952.31	183.05	4343.64	202.72
Oct-Dec	205.65	266.45	51.38	333.54	123.62	1240.35	187.56	3283.23	194.18
Jan-Mar	197.74	235.44	74.56	246.63	85.83	790.96	183.40	3932.27	205.36
Apr-Jun	176.75	205.76	184.39	89.77	134.28	910.69	172.69	4298.43	202.50
2015-16 Jul-Sep	187.10	183.52	68.33	285.36	76.97	1029.59	176.67	3211.01	194.95
Oct-Dec	193.24	251.95	54.14	218.76	50.57	778.60	177.06	2601.52	204.57
Jan-Mar	228.18	303.57	179.45	528.59	70.12	467.59	186.41	3782.17	256.89
Apr-Jun	206.13	233.33	148.74	198.69	31.70	483.95	189.54	5475.29	238.30
2016-17 Jul-Sep	189.72	161.56	101.01	178.53	29.85	560.84	185.85	5242.08	217.09
Oct-Dec	204.38	230.40	60.64	229.57	66.56	535.91	190.00	3267.99	228.32
Jan-Mar	222.94	344.66	375.12	230.59	60.11	330.08	185.81	1406.28	261.12
Apr-Jun	206.92	267.23	75.27	217.73	48.78	482.64	183.89	5730.94	238.65
2017-18 Jul-Sep *	208.83	195.97	70.63	253.13	81.81	474.05	196.73	4311.95	242.12

* : Provisional

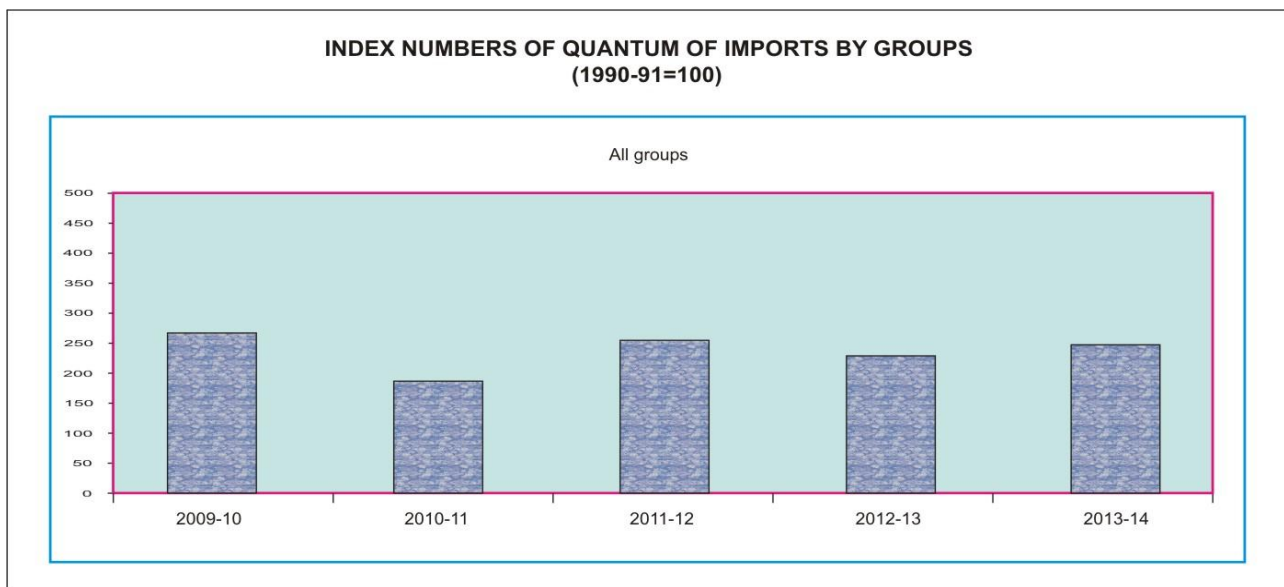


10.20 Index Numbers of Quantum of Imports by Groups (1990-91=100)

Year/Quarter	All groups	Food and Live animals	Beverages & Tobacco	Crude materials inedible except fuels	Mineral fuels & Lubricants	Animal or Veg. oils & Fats	Chemicals	Manufactured goods	Machinery & Transport equipment	Misc. manufactured articles
2012-13	234.02	186.86	275.65	413.29	190.89	141.68	240.54	249.49	266.44	261.26
2013-14	249.40	162.10	317.18	491.04	185.66	182.37	253.03	312.32	283.06	286.91
2014-15	302.00	222.61	317.90	531.02	184.42	179.33	271.01	345.01	478.50	307.93
2015-16	338.04	273.06	287.46	628.07	185.23	221.25	266.35	319.43	584.63	405.89
2016-17	372.09	270.02	331.01	674.28	216.36	208.63	287.86	369.12	655.19	389.38
2012-13 Jul-Sep	233.97	153.48	320.06	335.17	199.90	165.49	246.32	226.37	289.12	221.18
Oct-Dec	229.54	203.59	244.78	355.04	192.53	115.62	250.79	260.53	247.53	297.57
Jan-Mar	223.34	205.75	273.94	531.28	168.62	148.57	209.02	245.75	221.78	281.19
Apr-Jun	249.22	184.62	263.80	431.66	202.47	137.03	256.03	265.29	307.32	245.07
2013-14 Jul-Sep	218.67	122.34	261.56	396.94	181.66	174.34	244.11	206.78	263.81	229.50
Oct-Dec	268.58	171.23	341.53	584.51	196.34	167.22	261.77	508.73	227.47	325.11
Jan-Mar	257.81	167.02	354.12	578.98	169.03	175.06	258.75	280.99	321.79	278.09
Apr-Jun	252.54	187.81	311.51	403.73	195.60	212.84	247.49	252.77	319.16	305.94
2014-15 Jul-Sep	302.79	322.99	416.31	354.13	197.38	189.47	275.38	273.72	521.40	302.25
Oct-Dec	304.19	229.82	369.89	685.69	186.84	167.77	270.55	274.76	470.31	296.49
Jan-Mar	294.10	174.63	205.90	595.97	144.66	163.79	258.24	482.00	428.76	371.67
Apr-Jun	306.91	162.98	279.49	488.27	208.80	196.30	279.88	349.54	493.54	261.29
2015-16 Jul-Sep	297.23	292.22	311.01	375.83	171.95	212.82	245.87	284.84	513.14	407.12
Oct-Dec	361.08	311.72	251.34	598.92	173.34	224.04	302.20	347.62	635.68	489.68
Jan-Mar	311.29	245.24	298.83	876.98	162.37	223.11	229.82	310.33	469.95	357.26
Apr-Jun	382.54	243.07	288.66	660.54	233.27	225.04	287.52	334.92	719.73	369.48
2016-17 Jul-Sep	324.26	222.22	243.38	417.44	204.18	192.07	272.18	374.67	545.17	392.47
Oct-Dec	352.36	286.10	379.05	576.31	213.16	204.04	300.94	367.29	589.25	403.18
Jan-Mar	414.50	312.94	243.74	878.87	201.43	217.82	275.54	350.76	818.18	415.75
Apr-Jun	397.06	258.83	457.87	824.50	246.65	220.58	302.79	383.76	668.15	346.10
2017-18 Jul-Sep *	365.92	224.57	320.56	530.50	207.04	242.68	312.75	376.46	680.17	442.11

* : Provisional

Note: Trade Indices of Imports and Terms of Trade From Jul-Sep, 2014 to Apr-Jun, 2017 has been revised



10.21 Trade in Services (Summary) September, 2017

Rs. In Million
Dollars in Thousands

Description	* September, 2017		** August, 2017		% Change in September, 2017 over August, 2017	
	Rs	\$	Rs	\$	Rs	\$
Export of Services (TOTAL)	<u>48,213.93</u>	<u>457,782.00</u>	<u>42,798.16</u>	<u>406,410.00</u>	12.65	12.64
1.Manufacturing services on physical inputs owned by others	0.00	0.00	0.00	0.00	0.00	0.00
2.Maintenance and repair services n.i.e.	193.79	1,840.00	109.52	1,040.00	76.94	76.92
3. Transport	9,512.56	90,320.00	9,259.72	87,930.00	2.73	2.72
4. Travel	3,168.05	30,080.00	3,146.60	29,880.00	0.68	0.67
5.Construction services	207.48	1,970.00	683.45	6,490.00	-69.64	-69.65
6. Insurance and Pension services	215.91	2,050.00	395.96	3,760.00	-45.47	-45.48
7. Financial services	3,157.51	29,980.00	722.41	6,860.00	337.08	337.03
8. Charges for the use of intellectual services	55.82	530.00	49.49	470.00	12.79	12.77
9. Telecommunication, Computer and information services	8,081.26	76,730.00	9,298.68	88,300.00	-13.09	-13.10
10. Other business services	7,915.08	75,152.00	11,172.53	106,094.00	-29.16	-29.16
11. Personal, cultural, and recreational services	111.64	1,060.00	103.83	986.00	7.52	7.51
12. Government services, n.i.e.	15,594.83	148,070.00	7,855.97	74,600.00	98.51	98.49
Import of Services (TOTAL)	<u>77,215.87</u>	<u>733,150.00</u>	<u>90,709.81</u>	<u>861,377.00</u>	-14.88	-14.89
1.Manufacturing services on physical inputs owned by others	0.00	0.00	0.00	0.00	0.00	0.00
2.Maintenance and repair services n.i.e.	737.24	7,000.00	737.16	7,000.00	0.01	0.00
3. Transport	34,644.19	328,940.00	35,245.60	334,691.00	-1.71	-1.72
4. Travel	15,684.35	148,920.00	24,440.92	232,090.00	-35.83	-35.84
5.Construction services	75.83	720.00	145.32	1,380.00	-47.82	-47.83
6. Insurance and Pension services	1,307.03	12,410.00	3,163.03	30,036.00	-58.68	-58.68
7. Financial services	1,890.51	17,950.00	1,175.24	11,160.00	60.86	60.84
8. Charges for the use of intellectual services	2,952.14	28,030.00	2,727.48	25,900.00	8.24	8.22
9. Telecommunication, Computer and information services	4,744.71	45,050.00	4,224.95	40,120.00	12.30	12.29
10. Other business services	10,290.88	97,710.00	13,923.81	132,220.00	-26.09	-26.10
11. Personal, cultural, and recreational services	45.29	430.00	94.77	900.00	-52.21	-52.22
12. Government services, n.i.e.	4,843.70	45,990.00	4,831.53	45,880.00	0.25	0.24

Description	* July - September 2017		** July - September 2016		% Change in July - September, 2017 over July - September, 2016	
	Rs	\$	Rs	\$	Rs	\$
Export of Services (TOTAL)	<u>133,903.15</u>	<u>1,271,017.00</u>	<u>125,995.74</u>	<u>1,204,163.00</u>	6.28	5.55
1.Manufacturing services on physical inputs owned by others	0.00	0.00	0.00	0.00	0.00	0.00
2.Maintenance and repair services n.i.e.	330.80	3,140.00	317.04	3,030.00	4.34	3.63
3. Transport	27,597.80	261,960.00	30,103.16	287,701.00	-8.32	-8.95
4. Travel	9,297.25	88,250.00	7,884.13	75,350.00	17.92	17.12
5.Construction services	1,611.87	15,300.00	2,573.98	24,600.00	-37.38	-37.80
6. Insurance and Pension services	811.20	7,700.00	1,383.67	13,224.00	-41.37	-41.77
7. Financial services	4,691.29	44,530.00	2,251.71	21,520.00	108.34	106.92
8. Charges for the use of intellectual services	183.31	1,740.00	147.53	1,410.00	24.25	23.40
9. Telecommunication, Computer and information services	26,501.10	251,550.00	23,040.29	220,200.00	15.02	14.24
10. Other business services	29,211.35	277,276.00	28,691.33	274,208.00	1.81	1.12
11. Personal, cultural, and recreational services	468.91	4,451.00	596.41	5,700.00	-21.38	-21.91
12. Government services, n.i.e.	33,198.27	315,120.00	29,006.49	277,220.00	14.45	13.67
Import of Services (TOTAL)	<u>262,984.60</u>	<u>2,496,266.00</u>	<u>247,088.03</u>	<u>2,361,462.00</u>	6.43	5.71
1.Manufacturing services on physical inputs owned by others	0.00	0.00	0.00	0.00	0.00	0.00
2.Maintenance and repair services n.i.e.	2,254.52	21,400.00	1,796.56	17,170.00	25.49	24.64
3. Transport	110,376.66	1,047,702.00	94,835.72	906,361.00	16.39	15.59
4. Travel	64,281.09	610,160.00	61,660.51	589,300.00	4.25	3.54
5.Construction services	223.34	2,120.00	138.12	1,320.00	61.70	60.61
6. Insurance and Pension services	5,709.92	54,199.00	5,721.36	54,680.00	-0.20	-0.88
7. Financial services	4,031.79	38,270.00	5,684.74	54,330.00	-29.08	-29.56
8. Charges for the use of intellectual services	7,752.79	73,590.00	8,147.81	77,870.00	-4.85	-5.50
9. Telecommunication, Computer and information services	12,588.41	119,490.00	11,645.72	111,300.00	8.09	7.36
10. Other business services	41,788.61	396,660.00	44,946.46	429,561.00	-7.03	-7.66
11. Personal, cultural, and recreational services	220.71	2,095.00	372.50	3,560.00	-40.75	-41.15
12. Government services, n.i.e.	13,756.76	130,580.00	12,138.53	116,010.00	13.33	12.56

* Provisional figures based on figures provided by the State Bank of Pakistan.

** Revised by SBP

Note:- SBP has switched over from BPM-5 to BPM 6th addition from July, 2014.

Note:- Dollar value is converted into Rupees on monthly average exchange rate provided by SBP.

September, 2017 (1\$=Rs.105.320690), August, 2017 (1\$=Rs. 105.307931) and September, 2016 (1\$=Rs. 104.539576) respectively.

**10.22 Export of Services by Sectors (Detail)
(Monthly)**

Description	Rs. in Millions Dollars in Thousands									
	* September, 2017		** August, 2017		** September, 2016		% Change in September, 2017 over			
	Rs	\$	Rs	\$	Rs	\$	August, 2017		September, 2016	
	Rs	\$	Rs	\$	Rs	\$	Rs	\$	Rs	\$
Services	48,213.93	457,782.00	42,798.16	406,410.00	43,722.35	418,237.00	12.65	12.64	10.27	9.46
1.Manufacturing services on physical inputs owned by others	0.00	0.00	0.00	0.00	0.00	0.00	0.00	0.00	0.00	0.00
1.1 Goods for processing in reporting economy	0.00	0.00	0.00	0.00	0.00	0.00	0.00	0.00	0.00	0.00
1.2 Goods for processing abroad	0.00	0.00	0.00	0.00	0.00	0.00	0.00	0.00	0.00	0.00
2.Maintenance and repair services n.i.e.	193.79	1,840.00	109.52	1,040.00	39.73	380.00	76.94	76.92	387.77	384.21
3. Transport	9,512.56	90,320.00	9,259.72	87,930.00	8,660.80	82,847.00	2.73	2.72	9.83	9.02
3.1 Sea transport	259.08	2,460.00	226.41	2,150.00	572.88	5,480.00	14.43	14.42	-54.78	-55.11
3.1.1 Passenger	0.00	0.00	0.00	0.00	0.00	0.00	0.00	0.00	0.00	0.00
3.1.2 Freight	126.38	1,200.00	126.37	1,200.00	41.82	400.00	0.01	0.00	202.20	200.00
3.1.3 Other	132.70	1,260.00	100.04	950.00	531.06	5,080.00	32.65	32.63	-75.01	-75.20
3.2 Air transport	8,597.33	81,630.00	8,680.53	82,430.00	7,458.90	71,350.00	-0.96	-0.97	15.26	14.41
3.1.1 Passenger	5,248.13	49,830.00	5,269.61	50,040.00	4,250.58	40,660.00	-0.41	-0.42	23.47	22.55
3.1.2 Freight	131.65	1,250.00	131.63	1,250.00	256.12	2,450.00	0.02	0.00	-48.60	-48.98
3.1.3 Other	3,217.55	30,550.00	3,279.29	31,140.00	2,952.20	28,240.00	-1.88	-1.89	8.99	8.18
3.3 Road transport	623.50	5,920.00	288.54	2,740.00	555.84	5,317.00	116.09	116.06	12.17	11.34
3.3.1 Passenger	0.00	0.00	0.00	0.00	0.00	0.00	0.00	0.00	0.00	0.00
3.3.2 Freight	623.50	5,920.00	288.54	2,740.00	555.84	5,317.00	116.09	116.06	12.17	11.34
3.3.3 Other	0.00	0.00	0.00	0.00	0.00	0.00	0.00	0.00	0.00	0.00
3.4 Rail transport	9.48	90.00	0.00	0.00	0.00	0.00	100.00	100.00	100.00	100.00
3.4.1 Passenger	0.00	0.00	0.00	0.00	0.00	0.00	0.00	0.00	0.00	0.00
3.4.2 Freight	0.00	0.00	0.00	0.00	0.00	0.00	0.00	0.00	0.00	0.00
3.4.3 Other	9.48	90.00	0.00	0.00	0.00	0.00	100.00	100.00	100.00	100.00
3.5 Postal and courier services	23.17	220.00	64.24	610.00	73.18	700.00	-63.93	-63.93	-68.34	-68.57
3.6 Electricity transmission	0.00	0.00	0.00	0.00	0.00	0.00	0.00	0.00	0.00	0.00
3.7 Other supporting and auxiliary transport service	0.00	0.00	0.00	0.00	0.00	0.00	0.00	0.00	0.00	0.00
4. Travel	3,168.05	30,080.00	3,146.60	29,880.00	2,734.75	26,160.00	0.68	0.67	15.84	14.98
4.1 Business	36.86	350.00	40.02	380.00	42.86	410.00	-7.90	-7.89	-14.00	-14.63
4.1.1 Acquisition of goods and services by border, seasonal, and other short-term workers	0.00	0.00	0.00	0.00	0.00	0.00	0.00	0.00	0.00	0.00
4.1.2 Other	36.86	350.00	40.02	380.00	42.86	410.00	-7.90	-7.89	-14.00	-14.63
4.2 Personal	3,131.19	29,730.00	3,106.58	29,500.00	2,691.89	25,750.00	0.79	0.78	16.32	15.46
4.2.1 Health-related expenditure	9.48	90.00	24.22	230.00	8.36	80.00	-60.86	-60.87	13.40	12.50
4.2.2 Education-related expenditure	88.47	840.00	86.35	820.00	144.26	1,380.00	2.46	2.44	-38.67	-39.13
4.2.3 Other	3,033.24	28,800.00	2,996.01	28,450.00	2,539.27	24,290.00	1.24	1.23	19.45	18.57
4.2.3.1 Religious travel	0.00	0.00	4.74	45.00	0.00	0.00	-100.00	-100.00	0.00	0.00
4.2.3.2 Other	3,033.24	28,800.00	2,991.27	28,405.00	2,539.27	24,290.00	1.40	1.39	19.45	18.57
5.Construction services	207.48	1,970.00	683.45	6,490.00	525.83	5,030.00	-69.64	-69.65	-60.54	-60.83
5.1 Construction abroad	207.48	1,970.00	683.45	6,490.00	525.83	5,030.00	-69.64	-69.65	-60.54	-60.83
5.2 Construction in the compiling economy	0.00	0.00	0.00	0.00	0.00	0.00	0.00	0.00	0.00	0.00
6. Insurance and Pension services	215.91	2,050.00	395.96	3,760.00	413.98	3,960.00	-45.47	-45.48	-47.85	-48.23
6.1 Direct Insurance	169.04	1,605.00	104.57	993.00	46.63	446.00	61.65	61.63	262.51	259.87
6.1.1 Life insurance	15.27	145.00	16.11	153.00	0.63	6.00	-5.21	-5.23	2323.81	2316.67
6.1.2 Freight insurance	0.00	0.00	0.00	0.00	0.00	0.00	0.00	0.00	0.00	0.00
6.1.3 Other direct insurance	153.77	1,460.00	88.46	840.00	46.00	440.00	73.83	73.81	234.28	231.82
6.2 Reinsurance	36.65	348.00	260.43	2,473.00	361.81	3,461.00	-85.93	-85.93	-89.87	-89.95
6.3 Auxiliary insurance services	10.22	97.00	30.96	294.00	5.54	53.00	-66.99	-67.01	84.48	83.02
6.4 Pension and standardized guarantee services	0.00	0.00	0.00	0.00	0.00	0.00	0.00	0.00	0.00	0.00

Contd.

10.22 Export of Services by Sectors (Detail) (Monthly)

Description	Rs. in Millions Dollars in Thousands									
	* September, 2017		** August, 2017		** September, 2016		% Change in September, 2017 over			
	Rs	\$	Rs	\$	Rs	\$	August, 2017		September, 2016	
							Rs	\$	Rs	\$
7. Financial services	3,157.51	29,980.00	722.41	6,860.00	791.37	7,570.00	337.08	337.03	298.99	296.04
7.1 Explicitly charged and other financial services	3157.51	29980.00	722.41	6860.00	477.75	4570.00	337.08	337.03	560.91	556.02
7.2 Financial intermediation service charges indirectly measured (FISIM)	0.00	0.00	0.00	0.00	313.62	3000.00	0.00	0.00	-100.00	-100.00
8. Charges for the use of intellectual services	55.82	530.00	49.49	470.00	0.00	0.00	12.79	12.77	100.00	100.00
9. Telecommunication, Computer and information services	8,081.26	76,730.00	9,298.68	88,300.00	7,573.90	72,450.00	-13.09	-13.10	6.70	5.91
9.1 Telecommunications services	2,687.78	25,520.00	3,163.45	30,040.00	2,963.70	28,350.00	-15.04	-15.05	-9.31	-9.98
9.1.1 Call centres	735.35	6982.00	777.70	7385.00	699.79	6694.00	-5.45	-5.46	5.08	4.30
9.1.2 Telecommunication services	1952.43	18538.00	2385.75	22655.00	2263.91	21656.00	-18.16	-18.17	-13.76	-14.40
9.2 Computer services	5,381.90	51,100.00	6,129.97	58,210.00	4,602.89	44,030.00	-12.20	-12.21	16.92	16.06
9.2.1 Hardware consultancy services	8.43	80.00	32.22	306.00	21.54	206.00	-73.84	-73.86	-60.86	-61.17
9.2.2 Software consultancy services	2146.65	20382.00	2584.26	24540.00	1682.36	16093.00	-16.93	-16.94	27.60	26.65
9.2.3 Maintenance & repairs of computer	2.74	26.00	11.37	108.00	4.91	47.00	-75.90	-75.93	-44.20	-44.68
9.2.4 Export / Import of Computer Software	2255.13	21412.00	2627.01	24946.00	2365.21	22625.00	-14.16	-14.17	-4.65	-5.36
9.2.5 Other Computer services	968.95	9200.00	875.11	8310.00	528.87	5059.00	10.72	10.71	83.21	81.85
9.3 Information services	11.58	110.00	5.26	50.00	7.31	70.00	120.15	120.00	58.41	57.14
9.3.1 News agency services	4.84	46.00	2.21	21.00	4.91	47.00	119.00	119.05	-1.43	-2.13
9.3.2 Other information services	6.74	64.00	3.05	29.00	2.40	23.00	120.98	120.69	180.83	178.26
10. Other business services	7,915.08	75,152.00	11,172.53	106,094.00	7,934.56	75,900.00	-29.16	-29.16	-0.25	-0.99
10.1 Research and development services	84.26	800.00	150.59	1430.00	71.09	680.00	-44.05	-44.06	18.53	17.65
10.2 Professional and management consulting services	2135.91	20280.00	2208.31	20970.00	1636.05	15650.00	-3.28	-3.29	30.55	29.58
10.2.1 Legal, accounting, management consulting, and public relations	1,496.61	14,210.00	1,484.84	14,100.00	1,040.17	9,950.00	0.79	0.78	43.88	42.81
10.2.1.1 Legal services	120.07	1140.00	120.05	1140.00	133.81	1280.00	0.02	0.00	-10.27	-10.94
10.2.1.2 Accounting, auditing, bookkeeping, and tax consulting services	188.52	1790.00	423.34	4020.00	177.72	1700.00	-55.47	-55.47	6.08	5.29
10.2.1.3 Business and management consulting and public relations services	1188.02	11280.00	941.45	8940.00	728.64	6970.00	26.19	26.17	63.05	61.84
10.2.2 Advertising, market research, and public opinion polling	639.30	6070.00	723.47	6870.00	595.88	5700.00	-11.63	-11.64	7.29	6.49
10.3 Technical, trade-related and other business services	5,694.91	54,072.00	8,813.63	83,694.00	6,227.42	59,570.00	-35.39	-35.39	-8.55	-9.23
10.3.1 Architectural, engineering, scientific and other technical services	420.23	3990.00	1058.34	10050.00	473.56	4530.00	-60.29	-60.30	-11.26	-11.92
10.3.2 Waste treatment and de-pollution, agricultural and mining services	5.27	50.00	71.61	680.00	19.86	190.00	-92.64	-92.65	-73.46	-73.68
10.3.3 Operating leasing services	0.00	0.00	1.05	10.00	5.23	50.00	-100.00	-100.00	-100.00	-100.00
10.3.4 Trade-related services	74.78	710.00	80.56	765.00	7.42	71.00	-7.17	-7.19	907.82	900.00
10.3.5 Other business services n.i.e.	5194.63	49322.00	7602.07	72189.00	5721.35	54729.00	-31.67	-31.68	-9.21	-9.88
11. Personal, cultural, and recreational services	111.64	1,060.00	103.83	986.00	214.31	2,050.00	7.52	7.51	-47.91	-48.29
11.1 Audiovisual and related services	106.37	1,010.00	92.25	876.00	191.31	1,830.00	15.31	15.30	-44.40	-44.81
11.1.1 Audiovisual services	105.95	1006.00	92.14	875.00	136.01	1301.00	14.99	14.97	-22.10	-22.67
11.1.2 Artistic related services	0.42	4.00	0.11	1.00	55.30	529.00	281.82	300.00	-99.24	-99.24
11.2 Other personal, cultural, and	5.27	50.00	11.58	110.00	23.00	220.00	-54.49	-54.55	-77.09	-77.27
12. Government services, n.i.e.	15,594.83	148,070.00	7,855.97	74,600.00	14,833.12	141,890.00	98.51	98.49	5.14	4.36
12.1 Embassies and consulates	2817.33	26750.00	2954.94	28060.00	2899.93	27740.00	-4.66	-4.67	-2.85	-3.57
12.2 Military units and agencies	8257.14	78400.00	56.87	540.00	7086.74	67790.00	14419.32	14418.52	16.52	15.65
12.3 Other	4520.36	42920.00	4844.16	46000.00	4846.45	46360.00	-6.68	-6.70	-6.73	-7.42

* Provisional ** Revised

Note: 1. The data are presented as per BPM6(EBOPS 2010) classification aligned with IMTS 2010 classification

**10.23 Export of Services by Sector (Detail)
(Cummulative)**

Rs. in Millions
Dollars in Thousands

Description	* July - September, 2017		** July - September, 2016		% Change in July - September, 2017 over July - September, 2016	
	Rs	\$	Rs	\$	Rs	\$
	Services	133,903.15	1,271,017.00	125,995.74	1,204,163.00	6.28
1.Manufacturing services on physical inputs owned by others	0.00	0.00	0.00	0.00	0.00	0.00
1.1 Goods for processing in reporting economy	0.00	0.00	0.00	0.00	0.00	0.00
1.2 Goods for processing abroad	0.00	0.00	0.00	0.00	0.00	0.00
2.Maintenance and repair services n.i.e.	330.80	3,140.00	317.04	3,030.00	4.34	3.63
3. Transport	27,597.80	261,960.00	30,103.16	287,701.00	-8.32	-8.95
3.1 Sea transport	724.82	6,880.00	1,054.71	10,080.00	-31.28	-31.75
3.1.1 Passenger	0.00	0.00	0.00	0.00	0.00	0.00
3.1.2 Freight	380.32	3,610.00	268.91	2,570.00	41.43	40.47
3.1.3 Other	344.50	3,270.00	785.80	7,510.00	-56.16	-56.46
3.2 Air transport	25,639.32	243,370.00	27,347.00	261,360.00	-6.24	-6.88
3.1.1 Passenger	15,961.76	151,510.00	13,360.65	127,690.00	19.47	18.65
3.1.2 Freight	361.35	3,430.00	755.45	7,220.00	-52.17	-52.49
3.1.3 Other	9,316.21	88,430.00	13,230.90	126,450.00	-29.59	-30.07
3.3 Road transport	1,118.83	10,620.00	1,620.88	15,491.00	-30.97	-31.44
3.3.1 Passenger	0.00	0.00	0.00	0.00	0.00	0.00
3.3.2 Freight	1,118.83	10,620.00	1,620.88	15,491.00	-30.97	-31.44
3.3.3 Other	0.00	0.00	0.00	0.00	0.00	0.00
3.4 Rail transport	9.48	90.00	0.00	0.00	100.00	100.00
3.4.1 Passenger	0.00	0.00	0.00	0.00	0.00	0.00
3.4.2 Freight	0.00	0.00	0.00	0.00	0.00	0.00
3.4.3 Other	9.48	90.00	0.00	0.00	100.00	100.00
3.5 Postal and courier services	105.35	1,000.00	80.57	770.00	30.76	29.87
3.6 Electricity transmission	0.00	0.00	0.00	0.00	0.00	0.00
3.7 Other supporting and auxiliary transport service	0.00	0.00	0.00	0.00	0.00	0.00
4. Travel	9,297.25	88,250.00	7,884.13	75,350.00	17.92	17.12
4.1 Business	103.24	980.00	175.78	1,680.00	-41.27	-41.67
4.1.1 Acquisition of goods and services by border, seasonal, and other short-term workers	0.00	0.00	0.00	0.00	0.00	0.00
4.1.2 Other	103.24	980.00	175.78	1,680.00	-41.27	-41.67
4.2 Personal	9,194.01	87,270.00	7,708.35	73,670.00	19.27	18.46
4.2.1 Health-related expenditure	45.30	430.00	23.02	220.00	96.79	95.45
4.2.2 Education-related expenditure	214.92	2,040.00	256.35	2,450.00	-16.16	-16.73
4.2.3 Other	8,933.79	84,800.00	7,428.98	71,000.00	20.26	19.44
4.2.3.1 Religious travel	10.54	100.00	1.57	15.00	571.34	566.67
4.2.3.2 Other	8,923.25	84,700.00	7,427.41	70,985.00	20.14	19.32
5.Construction services	1,611.87	15,300.00	2,573.98	24,600.00	-37.38	-37.80
5.1 Construction abroad	1,611.87	15,300.00	2,573.98	24,600.00	-37.38	-37.80
5.2 Construction in the compiling economy	0.00	0.00	0.00	0.00	0.00	0.00
6. Insurance and Pension services	811.20	7,700.00	1,383.67	13,224.00	-41.37	-41.77
6.1 Direct Insurance	442.79	4,203.00	529.76	5,063.00	-16.42	-16.99
6.1.1 Life insurance	32.97	313.00	4.50	43.00	632.67	627.91
6.1.2 Freight insurance	0.00	0.00	3.14	30.00	-100.00	-100.00
6.1.3 Other direct insurance	409.82	3,890.00	522.12	4,990.00	-21.51	-22.04
6.2 Reinsurance	297.51	2,824.00	826.50	7,899.00	-64.00	-64.25
6.3 Auxiliary insurance services	70.90	673.00	27.41	262.00	158.66	156.87
6.4 Pension and standardized guarantee services	0.00	0.00	0.00	0.00	0.00	0.00

Contd.

10.23 Export of Services by Sector (Detail) (Cummulative)

Rs. in Millions
Dollars in Thousands

Description	* July - September, 2017		** July - September, 2016		% Change in July - September, 2017 over July - September, 2016	
	Rs	\$	Rs	\$	Rs	\$
	7. Financial services	4,691.29	44,530.00	2,251.71	21,520.00	108.34
7.1 Explicitly charged and other financial services	4,691.29	44,530.00	1,519.28	14,520.00	208.78	206.68
7.2 Financial intermediation service charges indirectly measured (FISIM)	0.00	0.00	732.43	7,000.00	-100.00	-100.00
8. Charges for the use of intellectual services	183.31	1,740.00	147.53	1,410.00	24.25	23.40
9. Telecommunication, Computer and information services	26,501.10	251,550.00	23,040.29	220,200.00	15.02	14.24
9.1 Telecommunications services	9,287.76	88,160.00	9,603.26	91,780.00	-3.29	-3.94
9.1.1 Call centres	2,330.68	22,123.00	2,060.02	19,688.00	13.14	12.37
9.1.2 Telecommunication services	6,957.08	66,037.00	7,543.24	72,092.00	-7.77	-8.40
9.2 Computer services	17,159.61	162,880.00	13,407.74	128,140.00	27.98	27.11
9.2.1 Hardware consultancy services	85.55	812.00	52.84	505.00	61.90	60.79
9.2.2 Software consultancy services	7,874.69	74,747.00	5,035.07	48,121.00	56.40	55.33
9.2.3 Maintenance & repairs of computer	43.93	417.00	29.19	279.00	50.50	49.46
9.2.4 Export / Import of Computer Software	6,550.53	62,178.00	6,686.71	63,906.00	-2.04	-2.70
9.2.5 Other Computer services	2,604.91	24,726.00	1,603.93	15,329.00	62.41	61.30
9.3 Information services	53.73	510.00	29.29	280.00	83.44	82.14
9.3.1 News agency services	15.49	147.00	20.61	197.00	-24.84	-25.38
9.3.2 Other information services	38.24	363.00	8.68	83.00	340.55	337.35
10. Other business services	29,211.35	277,276.00	28,691.33	274,208.00	1.81	1.12
10.1 Research and development services	305.52	2,900.00	190.43	1,820.00	60.44	59.34
10.2 Professional and management consulting services	6333.71	60120.00	5163.66	49350.00	22.66	21.82
10.2.1 Legal, accounting, management consulting, and public relations	4,237.22	40,220.00	3,451.86	32,990.00	22.75	21.92
10.2.1.1 Legal services	426.67	4,050.00	355.75	3,400.00	19.94	19.12
10.2.1.2 Accounting, auditing, bookkeeping, and tax consulting services	762.74	7,240.00	435.28	4,160.00	75.23	74.04
10.2.1.3 Business and management consulting and public relations services	3,047.81	28,930.00	2,660.83	25,430.00	14.54	13.76
10.2.2 Advertising, market research, and public opinion polling	2,096.49	19,900.00	1,711.80	16,360.00	22.47	21.64
10.3 Technical, trade-related and other business services	22,572.12	214,256.00	23,337.24	223,038.00	-3.28	-3.94
10.3.1 Architectural, engineering, scientific and other technical services	1,989.03	18,880.00	1,452.31	13,880.00	36.96	36.02
10.3.2 Waste treatment and de-pollution, agricultural and mining services	82.17	780.00	68.01	650.00	20.82	20.00
10.3.3 Operating leasing services	1.05	10.00	18.83	180.00	-94.42	-94.44
10.3.4 Trade-related services	169.09	1,605.00	87.37	835.00	93.53	92.22
10.3.5 Other business services n.i.e.	20,330.78	192,981.00	21,710.72	207,493.00	-6.36	-6.99
11. Personal, cultural, and recreational services	468.91	4,451.00	596.41	5,700.00	-21.38	-21.91
11.1 Audiovisual and related services	435.20	4,131.00	544.09	5,200.00	-20.01	-20.56
11.1.1 Audiovisual services	434.36	4,123.00	467.50	4,468.00	-7.09	-7.72
11.1.2 Artistic related services	0.84	8.00	76.59	732.00	-98.90	-98.91
11.2 Other personal, cultural, and recreational	33.71	320.00	52.32	500.00	-35.57	-36.00
12. Government services, n.i.e.	33,198.27	315,120.00	29,006.49	277,220.00	14.45	13.67
12.1 Embassies and consulates	10,004.15	94,960.00	6,688.17	63,920.00	49.58	48.56
12.2 Military units and agencies	9,183.46	87,170.00	7,376.66	70,500.00	24.49	23.65
12.3 Other	14,010.66	132,990.00	14,941.66	142,800.00	-6.23	-6.87

* Provisional ** Revised

Note: 1. The data are presented as per BPM6(EBOPS 2010) classification aligned with IMTS 2010 classification

10.24 Import of Services by Sectors (Detail) (Monthly)

Rs. in Millions
Dollars in Thousands

Description	* September, 2017		** August, 2017		** September, 2016		% Change in September, 2017 over			
							August, 2017		September, 2016	
	Rs	\$	Rs	\$	Rs	\$	Rs	\$	Rs	\$
Services	<u>77,215.87</u>	<u>733,150.00</u>	<u>90,709.81</u>	<u>861,377.00</u>	<u>82,704.70</u>	<u>791,133.00</u>	-14.88	-14.89	-6.64	-7.33
1.Manufacturing services on physical inputs owned by others	0.00	0.00	0.00	0.00	0.00	0.00	0.00	0.00	0.00	0.00
1.1 Goods for processing in reporting economy	0.00	0.00	0.00	0.00	0.00	0.00	0.00	0.00	0.00	0.00
1.2 Goods for processing abroad	0.00	0.00	0.00	0.00	0.00	0.00	0.00	0.00	0.00	0.00
2.Maintenance and repair services n.i.e.	737.24	7,000.00	737.16	7,000.00	313.62	3,000.00	0.01	0.00	135.07	133.33
3. Transport	34,644.19	328,940.00	35,245.60	334,691.00	30,771.33	294,351.00	-1.71	-1.72	12.59	11.75
3.1 Sea transport	20,634.43	195,920.00	21,259.56	201,880.00	17,049.36	163,090.00	-2.94	-2.95	21.03	20.13
3.1.1 Passenger	0.00	0.00	0.00	0.00	0.00	0.00	0.00	0.00	0.00	0.00
3.1.2 Freight	18,152.02	172,350.00	19,360.86	183,850.00	15,247.10	145,850.00	-6.24	-6.26	19.05	18.17
3.1.3 Other	2,482.41	23,570.00	1,898.70	18,030.00	1,802.26	17,240.00	30.74	30.73	37.74	36.72
3.2 Air transport	13,592.69	129,060.00	13,633.16	129,460.00	12,483.07	119,410.00	-0.30	-0.31	8.89	8.08
3.2.1 Passenger	10,539.44	100,070.00	10,538.16	100,070.00	7,680.52	73,470.00	0.01	0.00	37.22	36.21
3.2.2 Freight	1,913.68	18,170.00	1,923.98	18,270.00	1,406.06	13,450.00	-0.54	-0.55	36.10	35.09
3.2.3 Other	1,139.57	10,820.00	1,171.02	11,120.00	3,396.49	32,490.00	-2.69	-2.70	-66.45	-66.70
3.3 Road transport	241.92	2,297.00	169.12	1,606.00	219.43	2,099.00	43.05	43.03	10.25	9.43
3.3.1 Passenger	0.00	0.00	0.00	0.00	0.00	0.00	0.00	0.00	0.00	0.00
3.3.2 Freight	135.55	1,287.00	169.12	1,606.00	101.30	969.00	-19.85	-19.86	33.81	32.82
3.3.3 Other	106.37	1,010.00	0.00	0.00	118.13	1,130.00	100.00	100.00	-9.96	-10.62
3.4 Rail transport	72.99	693.00	91.09	865.00	54.57	522.00	-19.87	-19.88	33.75	32.76
3.4.1 Passenger	72.99	693.00	91.09	865.00	54.57	522.00	-19.87	-19.88	33.75	32.76
3.4.2 Freight	0.00	0.00	0.00	0.00	0.00	0.00	0.00	0.00	0.00	0.00
3.4.3 Other	0.00	0.00	0.00	0.00	0.00	0.00	0.00	0.00	0.00	0.00
3.5 Postal and courier services	102.16	970.00	92.67	880.00	964.90	9,230.00	10.24	10.23	-89.41	-89.49
3.6 Electricity transmission	0.00	0.00	0.00	0.00	0.00	0.00	0.00	0.00	0.00	0.00
3.7 Other supporting and auxiliary transport service	0.00	0.00	0.00	0.00	0.00	0.00	0.00	0.00	0.00	0.00
4. Travel	15,684.35	148,920.00	24,440.92	232,090.00	20,499.18	196,090.00	-35.83	-35.84	-23.49	-24.06
4.1 Business	500.27	4,750.00	292.76	2,780.00	229.99	2,200.00	70.88	70.86	117.52	115.91
4.1.1 Acquisition of goods and services by border, seasonal, and other short-term workers	0.00	0.00	0.00	0.00	0.00	0.00	0.00	0.00	0.00	0.00
4.1.2 Other	500.27	4,750.00	292.76	2,780.00	229.99	2,200.00	70.88	70.86	117.52	115.91
4.2 Personal	15,184.08	144,170.00	24,148.16	229,310.00	20,269.19	193,890.00	-37.12	-37.13	-25.09	-25.64
4.2.1 Health-related expenditure	27.38	260.00	114.79	1,090.00	53.32	510.00	-76.15	-76.15	-48.65	-49.02
4.2.2 Education-related expenditure	1,764.12	16,750.00	1,105.73	10,500.00	906.36	8,670.00	59.54	59.52	94.64	93.19
4.2.3 Other	13,392.58	127,160.00	22,927.64	217,720.00	19,309.51	184,710.00	-41.59	-41.59	-30.64	-31.16
4.2.3.1 Religious travel	633.29	6,013.00	6,372.50	60,513.00	8,327.94	79,663.00	-90.06	-90.06	-92.40	-92.45
4.2.3.2 Other	12,759.29	121,147.00	16,555.14	157,207.00	10,981.57	105,047.00	-22.93	-22.94	16.19	15.33
5.Construction services	75.83	720.00	145.32	1,380.00	1.05	10.00	-47.82	-47.83	7121.90	7100.00
5.1 Construction abroad	0.00	0.00	0.00	0.00	0.00	0.00	0.00	0.00	0.00	0.00
5.2 Construction in the compiling economy	75.83	720.00	145.32	1,380.00	1.05	10.00	-47.82	-47.83	7121.90	7100.00
6. Insurance and Pension services	1,307.03	12,410.00	3,163.03	30,036.00	1,581.67	15,130.00	-58.68	-58.68	-17.36	-17.98
6.1 Direct Insurance	322.07	3,058.00	539.18	5,120.00	400.48	3,831.00	-40.27	-40.27	-19.58	-20.18
6.1.1 Life insurance	4.00	38.00	0.00	0.00	0.10	1.00	100.00	100.00	3900.00	3700.00
6.1.2 Freight insurance	179.05	1,700.00	208.51	1,980.00	369.02	3,530.00	-14.13	-14.14	-51.48	-51.84
6.1.3 Other direct insurance	139.02	1,320.00	330.67	3,140.00	31.36	300.00	-57.96	-57.96	343.30	340.00
6.2 Reinsurance	973.80	9,246.00	2,516.44	23,896.00	1,180.98	11,297.00	-61.30	-61.31	-17.54	-18.16
6.3 Auxiliary insurance services	11.16	106.00	107.41	1,020.00	0.21	2.00	-89.61	-89.61	5214.29	5200.00
6.4 Pension and standardized guarantee services	0.00	0.00	0.00	0.00	0.00	0.00	0.00	0.00	0.00	0.00

Contd.

10.24 Import of Services by Sectors (Detail) (Monthly)

Description	Rs. in Millions Dollars in Thousands									
	* September, 2017		** August, 2017		** September, 2016		% Change in September, 2017 over			
	Rs	\$	Rs	\$	Rs	\$	August, 2017		September, 2016	
							Rs	\$	Rs	\$
7. Financial services	1,890.51	17,950.00	1,175.24	11,160.00	1,555.55	14,880.00	60.86	60.84	21.53	20.63
7.1 Explicitly charged and other financial services	1,890.51	17,950.00	1,175.24	11,160.00	1,137.39	10,880.00	60.86	60.84	66.21	64.98
7.2 Financial intermediation service charges indirectly measured (FISIM)	0.00	0.00	0.00	0.00	418.16	4,000.00	0.00	0.00	-100.00	-100.00
8. Charges for the use of intellectual services	2,952.14	28,030.00	2,727.48	25,900.00	2,328.10	22,270.00	8.24	8.22	26.80	25.86
9. Telecommunication, Computer and information services	4,744.71	45,050.00	4,224.95	40,120.00	3,963.10	37,910.00	12.30	12.29	19.72	18.83
9.1 Telecommunications services	1,021.62	9,700.00	1,146.80	10,890.00	592.73	5,670.00	-10.92	-10.93	72.36	71.08
9.1.1 Call centres	0.11	1.00	0.00	0.00	0.10	1.00	100.00	100.00	10.00	0.00
9.1.2 Telecommunication services	1,021.51	9,699.00	1,146.80	10,890.00	592.63	5,669.00	-10.93	-10.94	72.37	71.09
9.2 Computer services	3,597.76	34,160.00	2,949.67	28,010.00	3,272.10	31,300.00	21.97	21.96	9.95	9.14
9.2.1 Hardware consultancy services	102.79	976.00	0.00	0.00	1.05	10.00	100.00	100.00	9689.52	9660.00
9.2.2 Software consultancy services	548.83	5,211.00	902.17	8,567.00	2,981.68	28,522.00	-39.17	-39.17	-81.59	-81.73
9.2.3 Maintenance & repairs of computer	2.53	24.00	30.54	290.00	76.42	731.00	-91.72	-91.72	-96.69	-96.72
9.2.4 Export / Import of Computer Software	2,863.46	27,188.00	1,971.47	18,721.00	151.79	1,452.00	45.24	45.23	1786.46	1772.45
9.2.5 Other Computer services	80.15	761.00	45.49	432.00	61.16	585.00	76.19	76.16	31.05	30.09
9.3 Information services	125.33	1,190.00	128.48	1,220.00	98.27	940.00	-2.45	-2.46	27.54	26.60
9.3.1 News agency services	105.53	1,002.00	76.14	723.00	93.25	892.00	38.60	38.59	13.17	12.33
9.3.2 Other information services	19.80	188.00	52.34	497.00	5.02	48.00	-62.17	-62.17	294.42	291.67
10. Other business services	10,290.88	97,710.00	13,923.81	132,220.00	13,999.61	133,917.00	-26.09	-26.10	-26.49	-27.04
10.1 Research and development services	78.99	750.00	17.90	170.00	6.27	60.00	341.28	341.18	1159.81	1150.00
10.2 Professional and management consulting services	424.44	4,030.00	1,850.26	17,570.00	312.57	2,990.00	-77.06	-77.06	35.79	34.78
10.2.1 Legal, accounting, management consulting, and public relations	94.79	900.00	1,439.56	13,670.00	80.49	770.00	-93.42	-93.42	17.77	16.88
10.2.1.1 Legal services	23.17	220.00	187.45	1,780.00	4.18	40.00	-87.64	-87.64	454.31	450.00
10.2.1.2 Accounting, auditing, bookkeeping, and tax consulting services	3.16	30.00	10.53	100.00	6.27	60.00	-69.99	-70.00	-49.60	-50.00
10.2.1.3 Business and management consulting and public relations services	68.46	650.00	1,241.58	11,790.00	70.04	670.00	-94.49	-94.49	-2.26	-2.99
10.2.2 Advertising, market research, and public opinion polling	329.65	3,130.00	410.70	3,900.00	232.08	2,220.00	-19.73	-19.74	42.04	40.99
10.3 Technical, trade-related and other business services	9,787.45	92,930.00	12,055.65	114,480.00	13,680.77	130,867.00	-18.81	-18.82	-28.46	-28.99
10.3.1 Architectural, engineering, scientific and other technical services	874.16	8,300.00	471.78	4,480.00	1,790.76	17,130.00	85.29	85.27	-51.18	-51.55
10.3.2 Waste treatment and de-pollution, agricultural and mining services	0.00	0.00	0.00	0.00	2.09	20.00	0.00	0.00	-100.00	-100.00
10.3.3 Operating leasing services	1,006.87	9,560.00	1,592.26	15,120.00	1,021.35	9,770.00	-36.76	-36.77	-1.42	-2.15
10.3.4 Trade-related services	4.63	44.00	26.43	251.00	95.44	913.00	-82.48	-82.47	-95.15	-95.18
10.3.5 Other business services n.i.e.	7,901.79	75,026.00	9,965.18	94,629.00	10,771.13	103,034.00	-20.71	-20.72	-26.64	-27.18
11. Personal, cultural, and recreational services	45.29	430.00	94.77	900.00	54.88	525.00	-52.21	-52.22	-17.47	-18.10
11.1 Audiovisual and related services	25.28	240.00	32.64	310.00	49.65	475.00	-22.55	-22.58	-49.08	-49.47
11.1.1 Audiovisual services	25.07	238.00	32.43	308.00	49.55	474.00	-22.70	-22.73	-49.40	-49.79
11.1.2 Artistic related services	0.21	2.00	0.21	2.00	0.10	1.00	0.00	0.00	110.00	100.00
11.2 Other personal, cultural, and recreational services	20.01	190.00	62.13	590.00	5.23	50.00	-67.79	-67.80	282.60	280.00
12. Government services, n.i.e.	4,843.70	45,990.00	4,831.53	45,880.00	7,636.61	73,050.00	0.25	0.24	-36.57	-37.04
12.1 Embassies and consulates	1,190.12	11,300.00	2,188.30	20,780.00	660.69	6,320.00	-45.61	-45.62	80.13	78.80
12.2 Military units and agencies	3.16	30.00	24.22	230.00	19.86	190.00	-86.95	-86.96	-84.09	-84.21
12.3 Other	3,650.42	34,660.00	2,619.01	24,870.00	6,956.06	66,540.00	39.38	39.36	-47.52	-47.91

* Provisional ** Revised

Note: 1. The data are presented as per BPM6(EBOPS 2010) classification aligned with IMTS 2010 classification

10.25 Import of Services by Sector (Detail) (Cummulative)

Rs. in Millions
Dollars in Thousands

Description	* July - September, 2017		** July - September, 2016		% Change in July - September, 2017 over July - September, 2016	
	Rs	\$	Rs	\$	Rs	\$
Services	262,984.60	2,496,266.00	247,088.03	2,361,462.00	6.43	5.71
1.Manufacturing services on physical inputs owned by others	0.00	0.00	0.00	0.00	0.00	0.00
1.1 Goods for processing in reporting economy	0.00	0.00	0.00	0.00	0.00	0.00
1.2 Goods for processing abroad	0.00	0.00	0.00	0.00	0.00	0.00
2.Maintenance and repair services n.i.e.	2,254.52	21,400.00	1,796.56	17,170.00	25.49	24.64
3. Transport	110,376.66	1,047,702.00	94,835.72	906,361.00	16.39	15.59
3.1 Sea transport	64,697.22	614,110.00	49,994.93	477,810.00	29.41	28.53
3.1.1 Passenger	0.00	0.00	0.00	0.00	0.00	0.00
3.1.2 Freight	57,626.05	546,990.00	45,109.59	431,120.00	27.75	26.88
3.1.3 Other	7,071.17	67,120.00	4,885.34	46,690.00	44.74	43.76
3.2 Air transport	44,537.22	422,750.00	42,241.58	403,710.00	5.43	4.72
3.1.1 Passenger	35,040.86	332,610.00	27,819.95	265,880.00	25.96	25.10
3.1.2 Freight	6,010.29	57,050.00	4,910.45	46,930.00	22.40	21.56
3.1.3 Other	3,486.07	33,090.00	9,511.18	90,900.00	-63.35	-63.60
3.3 Road transport	637.69	6,053.00	492.83	4,710.00	29.39	28.51
3.3.1 Passenger	0.00	0.00	0.00	0.00	0.00	0.00
3.3.2 Freight	457.54	4,343.00	369.36	3,530.00	23.87	23.03
3.3.3 Other	180.15	1,710.00	123.47	1,180.00	45.91	44.92
3.4 Rail transport	246.42	2,339.00	198.91	1,901.00	23.89	23.04
3.4.1 Passenger	246.42	2,339.00	198.91	1,901.00	23.89	23.04
3.4.2 Freight	0.00	0.00	0.00	0.00	0.00	0.00
3.4.3 Other	0.00	0.00	0.00	0.00	0.00	0.00
3.5 Postal and courier services	258.11	2,450.00	1,907.47	18,230.00	-86.47	-86.56
3.6 Electricity transmission	0.00	0.00	0.00	0.00	0.00	0.00
3.7 Other supporting and auxiliary transport service	0.00	0.00	0.00	0.00	0.00	0.00
4. Travel	64,281.09	610,160.00	61,660.51	589,300.00	4.25	3.54
4.1 Business	1,033.50	9,810.00	748.13	7,150.00	38.14	37.20
4.1.1 Acquisition of goods and services by border, seasonal, and other short-term workers	0.00	0.00	0.00	0.00	0.00	0.00
4.1.2 Other	1,033.50	9,810.00	748.13	7,150.00	38.14	37.20
4.2 Personal	63,247.59	600,350.00	60,912.38	582,150.00	3.83	3.13
4.2.1 Health-related expenditure	150.65	1,430.00	107.77	1,030.00	39.79	38.83
4.2.2 Education-related expenditure	4,029.68	38,250.00	2,863.82	27,370.00	40.71	39.75
4.2.3 Other	59,067.26	560,670.00	57,940.79	553,750.00	1.94	1.25
4.2.3.1 Religious travel	14,943.33	141,843.00	23,098.05	220,752.00	-35.30	-35.75
4.2.3.2 Other	44,123.93	418,827.00	34,842.74	332,998.00	26.64	25.77
5.Construction services	223.34	2,120.00	138.12	1,320.00	61.70	60.61
5.1 Construction abroad	0.00	0.00	0.00	0.00	0.00	0.00
5.2 Construction in the compiling economy	223.34	2,120.00	138.12	1,320.00	61.70	60.61
6. Insurance and Pension services	5,709.92	54,199.00	5,721.36	54,680.00	-0.20	-0.88
6.1 Direct Insurance	1,129.36	10,720.00	1,455.56	13,911.00	-22.41	-22.94
6.1.1 Life insurance	4.21	40.00	1.15	11.00	266.09	263.64
6.1.2 Freight insurance	524.65	4,980.00	557.70	5,330.00	-5.93	-6.57
6.1.3 Other direct insurance	600.50	5,700.00	896.71	8,570.00	-33.03	-33.49
6.2 Reinsurance	4,441.50	42,159.00	4,263.08	40,743.00	4.19	3.48
6.3 Auxiliary insurance services	139.06	1,320.00	2.72	26.00	5012.50	4976.92
6.4 Pension and standardized guarantee services	0.00	0.00	0.00	0.00	0.00	0.00

Cond.

**10.25 Import of Services by Sector (Detail)
(Cummulative)**

Rs. in Millions
Dollars in Thousands

Description	* July - September, 2017		** July - September, 2016		% Change in July - September, 2017 over July - September, 2016	
	Rs	\$	Rs	\$	Rs	\$
7. Financial services	4,031.79	38,270.00	5,684.74	54,330.00	-29.08	-29.56
7.1 Explicitly charged and other financial services	4,031.79	38,270.00	4,429.14	42,330.00	-8.97	-9.59
7.2 Financial intermediation service charges indirectly measured (FISIM)	0.00	0.00	1,255.60	12,000.00	-100.00	-100.00
8. Charges for the use of intellectual services	7,752.79	73,590.00	8,147.81	77,870.00	-4.85	-5.50
9. Telecommunication, Computer and information services	12,588.41	119,490.00	11,645.72	111,300.00	8.09	7.36
9.1 Telecommunications services	2,817.09	26,740.00	3,205.97	30,640.00	-12.13	-12.73
9.1.1 Call centres	0.21	2.00	0.21	2.00	0.00	0.00
9.1.2 Telecommunication services	2,816.88	26,738.00	3,205.76	30,638.00	-12.13	-12.73
9.2 Computer services	9,396.27	89,190.00	8,128.98	77,690.00	15.59	14.80
9.2.1 Hardware consultancy services	116.20	1,103.00	2.09	20.00	5459.81	5415.00
9.2.2 Software consultancy services	2,418.65	22,958.00	6,589.92	62,981.00	-63.30	-63.55
9.2.3 Maintenance & repairs of computer	122.21	1,160.00	257.61	2,462.00	-52.56	-52.88
9.2.4 Export / Import of Computer Software	6,561.38	62,281.00	886.98	8,477.00	639.74	634.71
9.2.5 Other Computer services	177.83	1,688.00	392.38	3,750.00	-54.68	-54.99
9.3 Information services	375.05	3,560.00	310.77	2,970.00	20.68	19.87
9.3.1 News agency services	270.96	2,572.00	265.25	2,535.00	2.15	1.46
9.3.2 Other information services	104.09	988.00	45.52	435.00	128.67	127.13
10. Other business services	41,788.61	396,660.00	44,946.46	429,561.00	-7.03	-7.66
10.1 Research and development services	104.30	990.00	82.66	790.00	26.18	25.32
10.2 Professional and management consulting services	3,235.33	30,710.00	1,111.21	10,620.00	191.15	189.17
10.2.1 Legal, accounting, management consulting, and public relations	2,333.52	22,150.00	394.47	3,770.00	491.56	487.53
10.2.1.1 Legal services	330.80	3,140.00	61.73	590.00	435.88	432.20
10.2.1.2 Accounting, auditing, bookkeeping, and tax consulting services	28.44	270.00	29.30	280.00	-2.94	-3.57
10.2.1.3 Business and management consulting and public relations services	1,974.28	18,740.00	303.44	2,900.00	550.63	546.21
10.2.2 Advertising, market research, and public opinion polling	901.81	8,560.00	716.74	6,850.00	25.82	24.96
10.3 Technical, trade-related and other business services	38,448.98	364,960.00	43,752.59	418,151.00	-12.12	-12.72
10.3.1 Architectural, engineering, scientific and other technical services	4,852.48	46,060.00	6,040.49	57,730.00	-19.67	-20.21
10.3.2 Waste treatment and de-pollution, agricultural and mining services	0.00	0.00	133.93	1,280.00	-100.00	-100.00
10.3.3 Operating leasing services	4,259.35	40,430.00	4,067.10	38,870.00	4.73	4.01
10.3.4 Trade-related services	34.98	332.00	1,414.96	13,523.00	-97.53	-97.54
10.3.5 Other business services n.i.e.	29,302.17	278,138.00	32,096.11	306,748.00	-8.70	-9.33
11. Personal, cultural, and recreational services	220.71	2,095.00	372.50	3,560.00	-40.75	-41.15
11.1 Audiovisual and related services	87.97	835.00	348.43	3,330.00	-74.75	-74.92
11.1.1 Audiovisual services	87.13	827.00	347.59	3,322.00	-74.93	-75.11
11.1.2 Artistic related services	0.84	8.00	0.84	8.00	0.00	0.00
11.2 Other personal, cultural, and recreational services	132.74	1,260.00	24.07	230.00	451.47	447.83
12. Government services, n.i.e.	13,756.76	130,580.00	12,138.53	116,010.00	13.33	12.56
12.1 Embassies and consulates	4,691.29	44,530.00	1,739.01	16,620.00	169.77	167.93
12.2 Military units and agencies	29.50	280.00	27.20	260.00	8.46	7.69
12.3 Other	9,035.97	85,770.00	10,372.32	99,130.00	-12.88	-13.48

* Provisional ** Revised

Note: 1. The data are presented as per BPM6(EBOPS 2010) classification aligned with IMTS 2010 classification

REGIONAL AND FIELD OFFICES OF PAKISTAN BUREAU OF STATISTICS

PUNJAB

Chief Statistical Officer,
Regional Office,
Pakistan Bureau of Statistics,
Plot No.7,
Gul Plaza, (1st & 2nd Floor),
I.J. Principal Road,
Near Pindora Chungi,
Rawalpindi
Phone: 051- 4411528
Fax 051 - 4410474

Statistical Officer (I/C),
Regional Office,
Pakistan Bureau of Statistics,
USAID Building,
Gurumangat Road,
Gulberg-III,
Lahore.
Phone & Fax:042-99263266
Email:lhrfbs@lhr.comsats.net.pk

Statistical Officer (I/C),
Regional Office,
Pakistan Bureau of Statistics,
House # 20, Block-T,
New Multan Colony, Rahim Chowk,
Masoom Shah Road,
Multan.
Phone & Fax:061-9220177
E-mail:muxfbs@brain.net.pk

Chief Statistical Officer,
Regional Office,
Pakistan Bureau of Statistics,
51-B, Satellite Town,
Gujranwala.
Phone & Fax: 055-9200418

Chief Statistical Officer,
Regional Office,
Pakistan Bureau of Statistics,
House # 04, Rehman Town,
Satyana Road,
Faisalabad.
Phone & Fax: 041-9220049
E-mail:fsdfbs@fsd.comsats.net.pk

Chief Statistical Officer,
Regional Office,
Pakistan Bureau of Statistics,
House # 100/27-C,
Satellite Town,
Sargodha
Phone:048-9230411

Chief Statistical Officer,
Regional Office,
Pakistan Bureau of Statistics,
9-A (Ground Floor), Block-X
Rafi Qamar Road, Satellite Town,
Bahawalpur.
Phone & Fax: 062-9250026

Statistical Officer(I/C),
Field Office,
Pakistan Bureau of Statistics,
Hasan Pura, Opp. Passport
Office, Kashmir Road,
Sialkot.
Phone & Fax: 052-3573581
E-mail:sktfsbs@skt.comsats.net.pk

Statistical Officer(I/C),
Field Office,
Pakistan Bureau of Statistics,
House # 19/24, Street # 3,
Shadab Colony, Railway Line,
Jhang Saddar.
Phone & Fax: 047-9200194

Statistical Officer(I/C),
Field Office.
Pakistan Bureau of Statistics,
House at Kasra #51/11/1/3/2
Ground Floor, Chak # 9/W.B.
Behind Cooperative Workshop,
Burawala Road,
Vehari.
Phone & Fax: 067-3364219

Statistical Officer (I/C),
Field Office,
Pakistan Bureau of Statistics,
House # E-83-D, Mohallah
Ahmed Gul Khan Wala,
Street Karnal Aslam Khan,
Near Obaid Noor Hospital
Mianwali.
Phone: 0459-231626

Statistical Officer (I/C),
Field Office,
Pakistan Bureau of Statistics
House # H 224-C, Ground Floor
Street # 4, Khyaban-e-Sarwar,
Dera Ghazi Khan.
Phone: 064-2401850

Statistical Officer(I/C),
Field Office,
Pakistan Bureau of Statistics,
House # 4, Shafi Town,
Near Grid Station,
Main Shahbazpur Road,
Rahim Yar Khan.
Phone & Fax: 068-5871754

Statistical Officer (I/C),
Field Office,
Pakistan Bureau of Statistics,
House # 43 B-7, Gulistan Colony,
Near Govt. Girls College
Sahiwal.
Phone: 040-9200242

Statistical Officer(I/C),
Field Office,
Pakistan Bureau of Statistics,
165-A, Qasim Road,
Bahawalnagar.
Phone & Fax: 063-9240049

SINDH:

Chief Statistical Officer,
Regional Office,
Pakistan Bureau of Statistics,
1-B, S.M.C.H. Society
Karachi.
Phone & Fax: 021- 34557933
Email:khifbs@khi.comsats.net.pk

Chief Statistical Officer,
Regional Office,
Pakistan Bureau of Statistics,
Bungalow # A-46,
G.O.R. Colony,
Unit # 1, Latifabad,
Hyderabad.
Fax & Phone: 022-9200641

Chief Statistical Officer,
Regional Office,
Pakistan Bureau of Statistics,
Bungalow # 10-A,
Professor Housing Society,
Shikarpur Road,
Sukkur.
Phone & Fax: 071-5807132

Chief Statistical Officer,
Regional Office,
Pakistan Bureau of Statistics,
Building # 45/17, Ward "C",
Near Shah Latif Market,
Lohari Mohallah,
Larkana.
(Phone: 074-9410010)
Fax:074-4054438

Statistical Officer(I/C),
Field Office,
Pakistan Bureau of Statistics,
House # 180,
Um-e-Hain, Near satari
Cotton Factory, Ring Road
Mirpur Khas.
Phone & Fax: -0233-923096

Statistical Officer(I/C),
Field Office,
Pakistan Bureau of Statistics,
House # 68, Mubariak Colony,
Jam sahib Road,
Nawabshah(Shaheed Benazerabad).
Phone & Fax: 0244-9370311

Statistical Officer(I/C),
Field Office,
Pakistan Bureau of Statistics,
House # 199 Marakhpur,
Opp. DHO Office,
Sehwan Road, Dadu Town,
Dadu.
Phone & Fax: 025-9200345

Statistical Officer(I/C),
Field Office,
Pakistan Bureau of Statistics,
House # 2929-I, 1st Family Line,
Shah Abdul Latif Road,
Near Rifal Naka,
Jacobabad.
Phone : 0722-653403

KHYBER PAKHTOON KHWA

Chief Statistical Officer,
Regional Office,
Pakistan Bureau of Statistics,
State Life Insurance Building,
2nd Floor, 34-The Mall,
Peshawar Cantt.
Phone: 091-9213097
Fax – 091-9213098
E-mail:pshfbs@pes.comsats.net.pk

Chief Statistical Officer,
Regional Office,
Pakistan Bureau of Statistics,
Building #558-D,
Mohallah Ghazni Khel,
Bannu.
Phone & Fax: 0928-9270191

Statistical Officer (I/C),
Regional Office,
Pakistan Bureau of Statistics,
Shams-ur-Rehman Building,
Near Nadra Office, Rahimabad,
G.T. Road,
Mingora/Swat.
Phone: 0946-9240283

Chief Statistical Officer,
Regional Office,
Pakistan Bureau of Statistics,
Bungalow # 896, Mansehra Road,
Post office Jhangi,
Abbottabad.
Phone & Fax: 0992-9310231

Chief Statistical Officer,
Regional Office,
Pakistan Bureau of Statistics,
House # A-3,
Shah Jhan Shaheed Town,
Near Coach Adda of Bannu
Dera Ismail Khan.
Phone:0966-9280279

BALUCHISTAN:

Chief Statistical Officer,
Regional Office,
Pakistan Bureau of Statistics,
Chandio House No.2,
Arbab Karam Khan Road,
Near Elementary College,
Quetta.
Phone: 081-9239804
Fax:081-2471126

Statistical Officer(I/C),
Field Office,
Pakistan Bureau of Statistics,
Dak Khana Road, Near Civil Hospital,
Singani Sar,
Turbat.
Phone: 0852-412267
Fax:0852-413383

Statistical Officer (I/C),
Field Office,
Pakistan Bureau of Statistics,
Haroon Market,
Opp:Girls High School,
Hospital Road,
Khuzdar.
Phone & Fax: 0848-412760

Statistical Officer (I/C),
Field Office,
Pakistan Bureau of Statistics,
Building # 2-II/E,
Hazara Mohallah,
Loralai.
Phone & Fax: 0824-660560

NORTHERN AREAS:

Statistical Officer (I/C),
Field Office,
Pakistan Bureau of Statistics,
Haidar Pura, Near Agha Khan Health
Centre, Chinar Bagh,
Gilgit.
Phone & Fax: 05811-920972

AZAD KASHMIR:

Chief Statistical officer,
Regional Office,
Pakistan Bureau of Statistics,
Flat # 304, Al-Saif Plaza,
Upper Gojra Bypass.
Muzaffarabad.
Phone & Fax: 05822-923169

SYMBOLS, ABBREVIATIONS AND CONVERSION

		LTR.	Litre	One Metric Ton	2004	Lbs.
E	Estimated	LUNGI	A kind of cloth		1000	Kgs
P/*	Provisional, Preliminary	MALTA &		One Ton	1.0160	M.Tons
R/r	Revised	MOSAMBI	A variety of Orange	(2240 Lbs.)	27.22	Maunds
-	Nil	MED.	Medium		1016.04	Kgs.
..	Negligible	MG.	Milligram	One Pound	0.4536	M. Tons
...	Not available	MMCFT.	Million cubic feet		16	Hundred weight
%	Percentage	MN.	Million	One Ounce	0.4861	Oz.
Admn	Administration	M/o.	Ministry of		28.35	Seer
ALOOCHA	A kind of fruit	MTR.	Meter	One Kilogram	2.2046	Gms.
ARVI	A type of root vegetable	MT.	Metric Ton		0.0197	Lbs.
AV.	Average	ML.	Milliliter		0.0268	Hundred weight
BABUL	A kind of fire wood	NES.	Not else where specified	One Hundred weight	1.0717	Maund
BBLS.	Barrels	NO.	Number	(112 Lbs.)	50.8932	Seers
BIRYANI	A dish of rice prepared	NR.	Not reported	One Gram	1.3610	Kgs.
BOT.	Bottle	N.S.	Not specified	One Tonne	0.0857	Maunds
CAP.	Capsule	PKT.	Packet		0.9842	Tola
CFT.	Cubic feet	PC.	Piece	One Bale (Cotton)	1.1023	Long Ton
CH.	Charge	QLTY.	Quality	(375 Lbs.)	170.0971	Short Ton
CHAPATI	A kind of bread	QTY.	Quantity		4.5571	Kilograms
CIG.	Cigarette	RASGULLA	A form of sweetmeat			Maunds
Comm.	Communication	R.P.M.	Revolution per minute	One Imperial (Gallon)	4.5435	Ltrs.
CRT.	Carton / Crate	RS.	Rupees	One Litre	0.2199	Imperial Gallon
CUM./CM.	Cubic meter	SAMOSAS	A form of patty			
DESI.	Indigenous	SHAL.	Shalwar			
Distt.	Distribution	SHEESHAM	A variety of sup. Qty. Wood.			
DOZ	Dozen	Sq.	Square	One Mile	1.6093	Kms.
ENG.	English	SQM.	Square meter		1760	Yards
EX.	Exercise	SUP.	Superior	One Yard	0.9144	Meter
GLS.	Glass	STND.	Standard	One Foot	0.3048	Meter
GM.	Gram	SQFT.	Square feet	One Kilometer	0.6214	mile
H.OP.	Hand operated	SYN.	Synthetic	One Meter	1.0936	Yards
HP.	Horse power	THNO.	Thousand number	One Square Mile	2.5899	Sq. Kilometer
INJ.	Injection	TAB.	Table		640	Acres
KHADDI	Hand-loom	TANDOORI	Oven-Baked	One Acre	258.9984	Hectares
KIKAR	A kind of fire wood	TKT.	Ticket		.4074	Hectare
KG.	Kilogram	TL.	Tube light		4840	Sq. Yards.
KM.	Kilometer	TOTA.	Broken rice	One Square Kilometer	0.3861	Sq. Mile
KORMA	A variety of meat curry	UNI.	Uniform		100	Hectares
KWH.	Kilowatt / hour	URD.	Urdu	One Hectare	2.4711	Acres
LB.	Pound	VEG.	Vegetable	One Square Yards	0.8361	Sq. meter.
		W.	Watt	One Cubic Meter	35.3147	Cubic feet

LIQUID

LENGTH

SELECTED PUBLICATIONS OF PAKISTAN BUREAU OF STATISTICS

01. Monthly Bulletin of Statistics
 02. Review of Foreign Trade
 03. Pakistan Statistical Pocket Book
 04. Pakistan Statistical Yearbook
 05. Foreign Trade Statistics of Pakistan Imports (two volumes)
 06. Foreign Trade Statistics of Pakistan Exports (one volume)
 07. Labour Force Survey
 08. Brochure of National Accounts
 09. Pakistan Demographic Survey
 10. Census of Manufacturing Industries
 11. Survey of Small Household Manufacturing Industries
 12. Rent Survey of Dwellings
 13. Socio Economic Indicators at District Level
(Punjab, Sindh, Khyber Pakhtoon Khwa & Balochistan)
 14. Census of Private Educational Institutions in Pakistan
 15. Census of Software Industry and related services of Pakistan
 16. Supply & Use Table of Pakistan
 17. Mechanized Road Transport Survey
 18. Survey of Private Recreational, Cultural & Entertainment Services
 19. Survey of Private Laundry, Dry Cleaning & Dyeing Services
 20. Survey of Private Medical, Dental & Other Health Services
 21. Survey of Private Educational Services
 22. Pakistan, 2000 – An Official Hand Book on Statistics
 23. 50 Years of Pakistan in Statistics (Four Volumes)
 24. Pakistan Social & Living Standard Measurement Survey National/Provincial
 25. Household Integrated Economic Survey (HIES) National/Provincial
-

**SALE CENTERS WHERE PAKISTAN BUREAU OF STATISTICS
PUBLICATIONS ARE AVAILABLE**

ISLAMABAD

6 – Mauve Area, G-8/4.
Taleemi Chowk
Phone # 051 - 926 11 25
051 - 226 13 72

RAWALPINDI

NBF Book Shop
178-B, Sarwar Road,
Rawalpindi Cantt.
Phone # 051 – 927 25 30

WAH CANTT

NBF Book Shop
Central Library Premises
Phone # 051-931 40 04

LAHORE

NBF Book Shop
56/57 Shadman Colony,
Shadman Market,
Phone # 042 – 755 01 61 &
753 03 29
Fax # 042 – 758 77 35

FAISALABAD

NBF Book Shop
Shop No.10,
Hashmi Hall Shopping Centre,
University of Agriculture,
Phone # 041 – 264 81 79

MULTAN

NBF Book Shop
Plot # 4-5-6, M.D.A. Road,
Near Multan Art Council
Phone # 061 – 920 12 81

BAHAWALPUR

NBF Book Shop
Quaid-e-Azam Medical College,
Near Library.
Cell # 0301 – 724 76 13

PESHAWAR

NBF Book Shop
Phase-V, Sector B-2,
Plot No.36-37,
Hayatabad.
Phone # 091 – 589 27 44
921 72 73
Fax # 091 921 72 73

NBF Book Shop

48/D, F-6, Jamrud Road,
University Town,
Phone # 091 – 921 69 03
Fax # 091 – 921 69 04

BANNU

Old Municipal Library Premises,
Near to Qazi Muhib Stadium,
Cell # 0346 – 915 50 18

KOHAT

3rd Block, 1st Floor,
Distt. Govt. Complex

D.I. KHAN

NBF Book Shop
C/o. Executive Distt. Officer,
Literacy, Sports and Education,
Phone # 0961 – 928 01 29

ABBOTABAD

Public Library
1st Floor, Jalal Baba Auditorium,
Phone # 0992 – 931 02 91

KARACHI

National Book Foundation
(Regional Office)
Liaquat Memorial Library Premises,
Ground Floor, Stadium Road,
Phone # 021– 923 18 06 & 923 10 88
Fax # 923 10 89

HYDERABAD

NBF Book Shop
GOR Colony,
C-22, Latifabad No.1,
Phone # 022 – 931 08 92

JAMSHORO

Shop No.14, Liaquat University of
Medical & Health Science

NAWABSHAH

M.H. Khawaja DC High School,
Opp. NMC Hospital Road
Cell # 0301 – 389 58 46

SUKKUR

Public Library
Old Sukkur,
Phone # 071 – 562 51 03

LARKANA

NBF Book Shop
Chandka Medical College
Main Gate
Phone # 0741-941 02 29

JACOBABAD

Red Crescent Building,
Near T.B. Hospital
Phone # 0722 – 65 08 17

QUETTA

NBF Book Shop
3-7/5, Faiz Muhammad Road,
Phone # 081 - 920 15 70
Fax # 081 - 920 18 69

**PUBLISHED ON BEHALF OF NATIONAL BOOK FOUNDATION
PRINTED AT REPRODUCTION & PRINTING UNIT, PBS, KARACHI**