



# MONTHLY BULLETIN OF STATISTICS 2018

**FEBRUARY**

Government of Pakistan  
Statistics Division  
Pakistan Bureau of Statistics



PBS-22(02/2018) Vol. 66  
100



# MONTHLY BULLETIN OF STATISTICS 2018

**FEBRUARY**

Government of Pakistan  
Statistics Division  
Pakistan Bureau of Statistics

*Price Rs. 600.00*

# P R E F A C E

The Bulletin of Statistics, Monthly Publication of the Pakistan Bureau of Statistics provide important statistics in respect of social, economic and financial sectors of the economy at aggregate as well as sectoral levels. The Bulletin contains data relating to Population, National Accounts, Agriculture, Manufacturing, Prices, Balance of Payments, Public Finance, Education, Energy & Mining, Foreign Economic Assistance, Foreign Trade, Health, Insurance, Labour, Transport & Communication, Social & Culture ect. It also provides different types of indices on agriculture, manufacturing, prices, trade and labour productivity. Charts and graphs have also been provided to selected tables to make the data readily intelligible.

2. The Bulletin contains data on monthly and in some instances on annual basis. The annual data series are on fiscal year basis i.e. from July to June unless otherwise specified. Monthly data series of trade and industry are published with a time lag of 45 days required for data collection, compilation, cleaning, processing, tabulating and printing. Figures may not add up to the totals owing to rounding. Statistics that are compiled in the Pakistan Bureau of Statistics are presented without citation whereas those compiled by other agencies carry a source note below the tables.

3. Efforts have been made to produce this Bulletin as a comprehensive, informative and useful document for decision makers, researchers, planners, economists and other groups of beneficiaries. It is hoped that the users will find this Bulletin useful.

4. Suggestions for further improvement will be highly appreciated and welcomed.

**DR. SAJJAD AKHTAR**  
Chief Statistician

## **MS. RUKHSANA YASMEEN**

### **Secretary**

Government of Pakistan  
Ministry of Statistics  
Statistics Division

Statistics House  
21-Mauve Area,  
G-9/1, Islamabad.

Tel : 051-9106500  
Fax: 051-9106502  
E-mail: [secretary@pbs.gov.pk](mailto:secretary@pbs.gov.pk)

## **DR. SAJJAD AKHTAR**

Chief Statistician  
Government of Pakistan  
Pakistan Bureau of Statistics

Statistics House  
21-Mauve Area,  
G-9/1, Islamabad.

Tel : 051-9106514 - 051-9106515  
Fax: 051-9106561  
E-mail: [pbs@pbs.gov.pk](mailto:pbs@pbs.gov.pk)

**PAKISTAN BUREAU OF STATISTICS  
STATISTICS HOUSE, 21-MAUVE AREA  
G-9/1 - ISLAMABAD  
Website: [www.pbs.gov.pk](http://www.pbs.gov.pk)**

		<u>Office</u>	<u>Residence</u>
Dr. Bahrawar Jan	Deputy Director General	051-9106550 Fax:051-9106577	051-9101294
Mr. Ayazuddin	Deputy Director General	051-9106552	051-9242232
Mr. Ismail Khan	Deputy Director General	051-9106555 Fax:051-9106556	051-9101162
Mr. Khalid Hussain Bhatti	Deputy Director General	051-9106583	051-4440906
Mr. Ghulam Muhammad	Director	051-9106559	0300-9562558
Mr. Fazil Mehmood Baig	Director	051-9106575	0333-5159850
Mr. Shaukat Ali Khan	Director	051-9106557	--
Mr. Attiq-ur-Rehman	Director	051-9106553 Fax:051-9106546	0346-9579700 --
Mr. Munwar Ali Ghanghro	Director	051-9106554	0333-7145366
Mrs. Rabia Awan	Director	051-9106581	051-4444696
Mrs. Rizwana Siddique	Director	051-9106545	0333-5221042
Mr. Rizwan Bashir	Director	051-9106530	--

**TRAINING WING**

Syed Abdul Qader Shah	Director	051-9205390 Fax:051-9205390	--
-----------------------	----------	--------------------------------	----

**PAKISTAN BUREAU OF STATISTICS  
1-B, SINDHI MUSLIM COOPERATIVE HOUSING SOCIETY  
KARACHI – 74400  
E-mail: [khifbs@khi.comsats.net.pk](mailto:khifbs@khi.comsats.net.pk)**

Mr. Muhammad Ali Shaikh	Deputy Director General	021-99225205	--
Mr. Shaukat Zaman	Director	021-99225209 Fax:021-99225202	0300-5052450
Mr. Abrar Hussain	Director	021-99225217	--

**PAKISTAN BUREAU OF STATISTICS  
USAID BUILDING GURU MANGAT ROAD  
GULBERG-III, LAHORE  
E-mail: [lhrfbs@lhr.comsats.net.pk](mailto:lhrfbs@lhr.comsats.net.pk)**

Mr. Rana Iqbal	Director	042-99263267 Fax:042-99263267	--
----------------	----------	----------------------------------	----

**(Regional Office) LAHORE**

Mr. Muhammad Shahid	Chief Statistical Officer	042-99263266 Fax:042-99263266	0345-4169987
---------------------	---------------------------	----------------------------------	--------------

**(Regional Office) KARACHI**

Mr. Faraz Muslim	Statistical Officer	021-99225214	0333-3028006
------------------	---------------------	--------------	--------------

**(Regional Office) PESHAWAR**

Mr. Hasan Khan	Chief Statistical Officer	091-9213097 Fax:091-9213098	0333-9117508
----------------	---------------------------	--------------------------------	--------------

**(Regional Office) QUETTA**

Mr. Ghulam Rasool	Chief Statistical Officer	081-9239804 Fax:081-9239804	--
-------------------	---------------------------	--------------------------------	----

**(Presentation, Reproduction & Printing) KARACHI  
[pbskarachipp@gmail.co](mailto:pbskarachipp@gmail.co)**

Mr. Shakeel Qadeer	Chief System Analyst	021-99225220	021-35836029
Mr. Naushad Ahmed Malik	Statistical Officer	021-99225215	--

# CONTENTS

**	<b>KEY INDICATORS</b>	III
1.	<b>BALANCE OF PAYMENT</b>	
	1.1 Country wise Workers Remittances	01
	1.2 Month wise Workers Remittances	04
	1.3 Exchange Rates Pak. Rupees in Terms of one Unit of Foreign Currency	05
2.	<b>CLIMATE</b>	
	2.1 Temperature at Selected Stations	07
	2.2 Rainfall at Selected Stations	09
3.	<b>ENERGY &amp; MINING</b>	
	3.1 Production of Crude Oil	11
	3.2 Production of Natural Gas	16
	3.3 Company Wise Production of Crude Oil and Natural Gas	20
	3.4 Province Wise Production of Crude Oil and Natural Gas	20
	3.5 Production of Crude Oil, Natural Gas and Electricity	21
	3.6 Mineral Production	22
4.	<b>HEALTH</b>	
	4.1(a) Monthly Immunization Coverage Number of Doses Administered (0-11 month) Children	25
	4.1(b) Monthly Immunization Coverage Number of Doses Administered (12-23 months) Children	27
	4.1(c) Monthly Immunization Coverage Number of T.T Doses Administered to Women	28
	4.2 Monthly Report of HIV Treatment Centre	29
	4.3(a) Registered Veterinary Medical Practitioner with PVMC	30
	4.3(b) Registered Animal Husbandry Graduate with PVMC	31
	4.4 Tuberculosis Report (FTI)	32
5.	<b>MANUFACTURING</b>	
	5.1 Quantum Index Numbers of Large-scale Manufacturing Industries	33
	5.2 Production of Manufacturing Items	35
6.	<b>MONEY &amp; CREDIT</b>	
	6.1 Reserve Money	49
7.	<b>PRICE</b>	
	7.1 Price Indices (General) with Percentage Change	53
	7.2 Combined Sensitive Price Indicator (SPI) by Quantile	54
	7.3 Combined Consumer Price Index Numbers by Commodity Groups	55
	7.4 Consumer Price Index Numbers by Major Groups and Selected Commodities	56
	7.5 Combined Consumer Price Index Numbers by Quantile and Major Commodity Groups	58
	7.6 Combined Consumer Price Index Numbers by Quantile, Major Commodity Group for Selected Cities	59
	7.7 Combined Consumer Price Index Numbers by Income Group/City and Commodity Group for all Centres Covered in CPI	62
	7.8 Index Numbers of Wholesale Prices by Commodity Groups	63
	7.9 Index Numbers of Wholesale Prices by Commodities	64
	7.10 Intercity Wholesale Prices of Selected Commodities	74
	7.11 Intercity Consumer Prices	115

Contd.

<b>8.</b>	<b>PUBLIC FINANCE</b>	
8.1	Customs Revenue Receipts	173
<b>9.</b>	<b>SOCIAL</b>	
9.1	Data on Traffic Accidents	177
9.2	Data on Telecommunication	180
9.3	Visitors at Archaeological Museums in Pakistan	181
9.4	Visitors at Heritage Sites in Pakistan	182
<b>10.</b>	<b>TRADE</b>	
10.1	Value of Foreign Trade	183
10.2	Exports by Commodity/Group	184
10.3	Imports by Commodity/Group	186
10.4	Exports of Selected Commodities in Dollars	187
10.5	Exports of Selected Commodities in Rupees	189
10.6	Imports of Selected Commodities in Dollars	191
10.7	Imports of Selected Commodities in Rupees	193
10.8	Exports by Economic Categories (Summary)	195
10.9	Exports by Economic Categories (Details)	196
10.10	Imports by Economic Categories (Summary)	197
10.11	Imports by Economic Categories (Details)	198
10.12	Exports by Areas and Countries/Territories	274
10.13	Re-exports by Areas and Countries/Territories	278
10.14	Imports by Areas and Countries/Territories	280
10.15	Re-imports by Areas and Countries/Territories	285
10.16	Annual and Quarterly Terms of Trade and Unit Value Indices of Exports and Imports (1990-91=100)	287
10.17	Index Numbers of Unit Value of Exports by Groups (1990-91=100)	288
10.18	Index numbers of unit value of imports by groups (1990-91=100)	289
10.19	Index Numbers of Quantum of Exports by Groups (1990-91=100)	290
10.20	Index Numbers of Quantum of Imports by Groups (1990-91=100)	291
10.21	Trade in Services (Summary)	292
10.22	Export of Services by Sector (Detail) Monthly	293
10.23	Import of Services by Sector (Detailed) Monthly	295
10.24	Import of Services by Sector (Detailed) Monthly	297
10.25	Import of Services by Sector (Detail) (Cumulative)	299

**Regional and Field Offices of Pakistan Bureau of Statistics**

**Symbols, Abbreviations and Conversions**

**Selected Publications of Pakistan Bureau of Statistics**

**Sale Centres where PBS Publications are available**

---

# KEY INDICATORS

## YEARLY

### ECONOMIC INDICATORS

(2016- 2017)

1	Inflation	4.16%
2	Balance of Trade	(-) \$ 32.488 billion
3	Value of Exports	\$ 20.422 billion
4	Value of Imports	\$ 52.910 billion
5	Total Workers Remittances	\$ 19303.58(P) million
6	Reserve Money	Rs.4867869(P) million
7	Currency in Circulation	Rs.3911212(P) million
8	Consumer Price Index (CPI with Base 2007-2008)	212.39
9	Agricultural Sector Growth	3.46%
10	Industrial Sector Growth	5.02%
11	Services Sector Growth	5.98%
12	GDP Growth Rate at Constant Basic Prices (Real)	5.28%
13	GNI Growth Rate at Constant Prices	5.44%
14	Per Capita Income	\$ 1629
15	Large Scale Manufacturing Sector (LSMI) Growth	5.60%
16	Quantum Index Number (LSMI with Base 2005-2006)	139.29
17	Imports Duty	Rs.454814.09 million
18	Exports Duty	Rs.639.20 million
19	Foreign Exchange Reserves	\$ 17550 million
20	* Overall Balance of Payment Surplus/Deficit	\$ -12439 million

### SOCIAL INDICATORS

1	** Population (2016)	207.774520 million
	Male	106.49 million
	Female	101.31 million
2	Natural Growth Rate (PDS- 2007)	1.88%
3	** Population Growth Rate (2016)	1.89%
4	Dependency Ratio (PDS-2007)	81.5
5	*** Mean Size of Household (2012-13)	6.3

\* BOP as per BPM6 in million USD.

\*\* Economic Survey

\*\*\* PSLM Survey



## IV

### MONTHLY ECONOMIC INDICATORS

#### December, 2017

1	Value of Exports	\$ 1972.005 million
2	Value of Imports	\$ 4877.252 million
3	Balance of Trade	(-)\$ 2905.247 million

#### January, 2018

1	Growth in Quantum Index Manufacturing (LSMI)	6.33%
2	Quantum Index of Manufacturing (LSMI with Base 2005-2006)	142.05
3	Consumer Price Index (CPI with Base 2007-08)	220.27
4	Wholesale Price Index (WPI with Base 2007-08)	224.99
5	Sensitive Price Indicator (SPI with Base 2007-08)	213.22
6	Growth Rate	
	A. CPI	0.03%
	B. WPI	1.81%
	C. SPI	-1.04%
7	Exports Duty	Rs.95.05 million
8	Imports Duty	Rs.42256.58 million
9	Reserve Money	Rs.4936114 million
10	Currency in Circulation	Rs.3993781 million
11	Exchange Rate of Pak Rupees in terms of one unit US Dollar	1 \$ =Rs.110.4030
12	Total Workers Remittances (including Hajj & War Compensation)	\$1638.72 million

---

Source: i) Pakistan Bureau of Statistics.  
ii) State Bank of Pakistan.  
iii) Economic Survey of Pakistan.

## 1. BALANCE OF PAYMENT

### 1.1 Country Wise Workers Remittances (Including Hajj and War Compensation)

(Provisional)  
(Million US Dollars)

Item	Jan, 2017	Feb, 2017	Mar, 2017	Apr, 2017
I. Cash	1487.72	1416.92	1694.37	1538.61
1 USA	175.01	177.76	213.29	199.69
2 UK	180.91	170.55	209.14	191.62
3 Saudi Arabia	434.15	404.39	504.60	439.13
4 UAE	323.11	320.24	363.24	344.01
Dubai	209.12	202.96	250.52	252.52
Abu Dhabi	110.43	113.36	108.92	86.18
Sharjah	3.11	3.48	3.59	5.03
Other	0.45	0.44	0.21	0.28
5 Other GCC Countries	186.41	168.20	197.21	175.18
Bahrain	31.49	28.63	32.34	29.41
Kawait	61.73	55.12	64.58	58.59
Qatar	30.71	27.24	32.21	29.90
Oman	62.48	57.21	68.08	57.28
6 EU Countries	31.69	31.70	38.85	41.89
Germany	6.14	6.31	7.74	8.00
France	3.56	2.99	3.29	3.74
Netherland	0.50	0.43	0.51	0.51
Spain	2.41	2.35	2.83	7.04
Italy	3.97	3.65	4.49	4.99
Greece	1.49	1.44	1.95	2.24
Sweden	1.36	1.35	2.83	1.23
Denmark	1.04	1.24	1.04	0.92
Ireland	10.53	11.39	13.46	12.47
Belgium	0.69	0.55	0.71	0.75
7 Norway	3.03	3.10	3.34	2.58
8 Switzerland	1.79	1.84	2.65	2.68
9 Australia	17.19	18.00	18.12	14.90
10 Canada	14.22	14.05	15.83	15.01
11 Japan	0.91	1.07	1.15	1.14
12 Other Countries	119.30	106.02	126.95	110.81
II. Encashment and Profit in Pak. Rs. Of Foreign Exchange Bearer Certificates(FEBCs) and Foreign Currency Bearer Certificate(FCBCs)	0.00	0.00	0.00	0.00
<b>TOTAL ( I + II )</b>	<b>1487.72</b>	<b>1416.92</b>	<b>1694.37</b>	<b>1538.61</b>

Contd.

**1.1 Country Wise Workers Remittances  
(Including Hajj and War Compensation)**

(Provisional)  
(Million US Dollars)

Item	May,2017	Jun, 2017	Jul, 2017	Aug, 2017
I. Cash	1867.34	1839.96	1541.67	1954.46
1 USA	248.88	265.37	193.70	260.34
2 UK	239.20	252.46	199.18	249.14
3 Saudi Arabia	514.50	438.07	408.84	511.28
4 UAE	427.25	414.22	334.63	440.38
Dubai	306.53	301.15	240.65	337.64
Abu Dhabi	114.11	106.78	88.66	96.43
Sharjah	6.37	5.89	5.11	5.87
Other	0.24	0.40	0.21	0.44
5 Other GCC Countries	209.95	232.89	192.02	230.22
Bahrain	36.74	39.77	30.86	41.51
Kawait	70.71	66.41	61.90	82.50
Qatar	37.07	62.56	45.86	32.77
Oman	65.43	64.15	53.40	73.44
6 EU Countries	51.19	56.97	52.08	62.75
Germany	10.13	10.62	10.06	12.62
France	4.50	4.88	3.89	5.20
Netherland	0.46	0.52	0.48	0.52
Spain	9.82	10.59	10.04	11.51
Italy	6.61	7.88	8.04	10.54
Greece	2.35	2.60	2.27	2.82
Sweden	1.86	1.73	1.47	2.17
Denmark	1.39	1.20	1.36	1.14
Ireland	13.22	15.91	13.61	15.04
Belgium	0.85	1.04	0.86	1.19
7 Norway	3.88	4.42	4.01	5.00
8 Switzerland	2.63	2.64	2.75	2.92
9 Australia	18.28	20.72	19.67	23.64
10 Canada	18.63	21.67	16.21	20.32
11 Japan	1.29	1.49	1.30	1.66
12 Other Countries	131.66	129.04	117.28	146.81
II. Encashment and Profit in Pak. Rs. Of Foreign Exchange Bearer Certificates(FEBCs) and Foreign Currency Bearer Certificate(FCBCs)	0.00	0.00	0.00	0.00
<b>TOTAL ( I + II )</b>	<b>1867.34</b>	<b>1839.96</b>	<b>1541.67</b>	<b>1954.46</b>

Contd.

### 1.1 Country Wise Workers Remittances (Including Hajj and War Compensation)

(Provisional)  
(Million US Dollars)

Item	Sep, 2017	Oct, 2017	Nov., 2017	Dec., 2017	Jan, 2018
I. Cash	1293.88	1654.45	1576.72	1723.57	1638.72
1 USA	171.90	215.64	204.28	234.76	223.94
2 UK	194.76	270.46	213.47	223.30	235.10
3 Saudi Arabia	308.05	461.07	409.52	431.97	383.91
4 UAE	302.77	333.57	352.64	396.74	351.58
Dubai	237.54	245.41	266.85	286.73	255.02
Abu Dhabi	60.50	82.27	80.82	106.06	92.75
Sharjah	4.18	5.14	4.56	3.46	3.51
Other	0.55	0.75	0.41	0.49	0.30
5 Other GCC Countries	141.02	184.76	191.83	188.76	186.33
Bahrain	26.57	35.38	34.00	35.41	38.38
Kawait	49.68	65.85	70.00	65.56	63.26
Qatar	20.25	27.60	33.00	30.41	30.78
Oman	44.52	55.93	55.00	57.38	53.91
6 EU Countries	45.07	51.12	49.06	54.87	56.40
Germany	8.82	9.31	8.94	9.93	12.56
France	4.08	4.40	4.34	4.41	4.74
Netherland	0.41	0.48	0.51	0.66	0.64
Spain	8.56	10.50	10.46	12.85	11.69
Italy	7.29	8.37	6.83	7.90	7.83
Greece	2.19	2.49	2.28	2.73	2.62
Sweden	1.37	1.67	1.35	1.45	1.75
Denmark	0.96	1.00	0.93	0.96	1.51
Ireland	10.43	11.42	12.10	12.61	11.56
Belgium	0.96	1.48	1.32	1.37	1.50
7 Norway	3.53	3.58	3.53	3.59	3.69
8 Switzerland	1.76	2.13	2.58	2.12	2.31
9 Australia	16.80	17.56	17.74	22.03	20.63
10 Canada	13.91	16.49	16.48	15.88	19.16
11 Japan	1.02	1.38	1.69	1.68	1.44
12 Other Countries	93.29	96.69	113.90	147.87	154.23
II. Encashment and Profit in Pak. Rs. of Foreign Exchange Bearer Certificates(FEBCs) and Foreign Currency Bearer Certificate(FCBCs)	0.00	0.00	0.00	0.00	0.00
<b>TOTAL ( I + II )</b>	<b>1293.88</b>	<b>1654.45</b>	<b>1576.72</b>	<b>1723.57</b>	<b>1638.72</b>

Note: Item has been revised / extended by the State Bank of Pakistan.

Source: State Bank of Pakistan.

## 1.2 Month Wise Workers Remittances

(Million US \$)

Monthly Cash Inflow (Including Foreign Exchange Bearer Certificates & Foreign Currency Bearer Certificates)	2016-17	2015-2016	YOY growth (percent)	
			2016-17	2015-16
Jul.	1328.18	1663.61	-20.16	-0.73
Aug.	1760.84	1527.19	15.30	13.05
Sep.	1609.29	1775.15	-9.34	1.52
Oct.	1559.75	1541.21	1.20	9.37
Nov.	1616.43	1565.19	3.27	16.48
Dec.	1584.17	1616.13	-1.98	-1.10
Jan.	1487.72	1466.38	1.46	4.46
Feb.	1416.92	1521.92	-6.90	7.14
Mar.	1694.37	1711.15	-0.98	6.38
Apr.	1538.61	1656.46	-7.11	1.00
May.	1867.34	1799.43	3.77	8.18
Jun.	1839.96	2073.08	-11.25	13.80
Jul.- Jun.	19303.58	19916.90	-3.08	6.39
Monthly average for period Jul.-jun.	1608.63	1659.39	-3.06	6.37

Monthly Cash Inflow (Including Foreign Exchange Bearer Certificates & Foreign Currency Bearer Certificates)	2017-18	2016-2017	YOY growth (percent)	
			2017-18	2016-17
July.	1541.67	1328.18	16.07	-20.16
Aug.	1,954.46	1760.84	11.00	15.30
Sep.	1,293.88	1,612.36	-19.75	-9.17
Oct.	1,654.45	1,561.02	5.99	1.29
Nov.	1,576.72	1,618.35	-2.57	3.40
Dec.	1,723.57	1,585.37	8.72	-1.90
Jan.	1,638.72	1,488.37	10.10	1.50
Jul.- Jan.	11,383.47	10,954.49	3.92	-1.80
Monthly average for period Jul.- Jan.	1,626.21	1,564.93	3.99	-1.80

Source: State Bank of Pakistan.

### 1.3 Exchange Rates Pak. Rupees in Terms of One Unit of Foreign Currency

S. No.	Country/ Organization	Currency	Jan., 2017	Feb., 2017	Mar., 2017	Apr., 2017	May., 2017
1	Australia	Dollar	78.1217	80.2482	79.7915	78.9222	77.7707
2	Bahrain	Dinar	276.9875	276.9211	277.0067	277.0027	276.9600
3	Canada	Dollar	79.3028	79.9559	78.2677	78.0738	76.9465
4	China	Yuan	15.2376	15.2873	15.2347	15.2586	15.2464
5	Denmark	Krone	14.9905	15.0167	15.0629	15.1012	15.5630
6	E.M.U.	Euro	111.2553	111.4325	111.7888	112.1214	115.5902
7	Hong Kong	Dollar	13.5206	13.5125	13.5042	13.4990	13.4727
8	I.M.F.	SDR	141.7133	142.0826	142.0691	142.7229	144.2082
9	India	Rupee	1.5404	1.5630	1.5916	1.6244	1.6274
10	Japan	Yen	0.9116	0.9261	0.9263	0.9517	0.9327
11	Kuwait	Dinar	343.2073	343.4367	343.4939	344.0251	344.8168
12	Malaysia	Ringgit	23.5153	23.5817	23.6159	23.7912	24.2836
13	Newzeland	Dollar	74.6299	75.6805	73.3930	73.1208	72.6591
14	Norway	Krone	12.3873	12.6032	12.3396	12.2195	12.3180
15	Oman	Riyal	272.2436	272.1749	272.2607	272.2405	272.2231
16	Qatar	Riyal	28.7941	28.7852	28.7929	28.7934	28.7907
17	Singapore	Dollar	73.3116	74.0025	74.4985	74.9230	75.0362
18	Sweden	Krona	11.716	11.7869	11.7498	11.7064	11.9308
19	Switzerland	Franc	103.8624	104.5855	104.4191	104.6164	105.9773
20	Saudi Arabia	Riyal	27.9353	27.9338	27.9389	27.9398	27.9372
21	Thailand	Bhath	--	--	--	--	--
22	Turkey	Lira	--	--	--	--	--
23	U.A.E.	Dirham	28.5278	28.5252	28.5297	28.5296	28.5272
24	U.K.	Sterling (Pound)	129.0902	130.7509	129.0549	132.1295	135.2891
25	U.S.A.	Dollar	104.7301	104.7204	104.7416	104.7474	104.7381

Contd.

### 1.3 Exchange Rates Pak. Rupees in Terms of One Unit of Foreign Currency

S. No.	Country/ Organization	Currency	Jun., 2017	Jul., 2017	Aug., 2017	Sep, 2017	Oct., 2017	Nov., 2017	Dec., 2017	Jan., 2018
1	Australia	Dollar	79.0266	82.1909	83.3388	83.9436	82.0166	80.3066	83.1108	87.7399
2	Bahrain	Dinar	276.9160	278.5775	278.3514	278.3670	278.3445	278.2795	287.6199	292.0500
3	Canada	Dollar	78.6222	82.9535	83.5226	85.7743	83.7159	82.5371	85.1267	88.7873
4	China	Yuan	15.4413	15.6192	15.8332	16.0860	15.9367	15.9233	16.5000	17.1870
5	Denmark	Krone	15.8345	16.3500	16.744	16.8831	16.6553	16.6296	17.3198	18.0969
6	E.M.U.	Euro	117.5776	121.3640	124.3211	125.4169	123.7944	123.5591	128.5032	134.4908
7	Hong Kong	Dollar	13.4585	13.5279	13.4872	13.5043	13.5183	13.5225	13.9585	14.1483
8	I.M.F.	SDR	145.0127	147.2954	148.7228	149.7221	154.0693	148.4585	154.0693	159.018
9	India	Rupee	1.6270	1.6385	1.6471	1.6354	1.6195	1.6248	1.6947	1.7372
10	Japan	Yen	0.946	0.9376	0.9583	0.9509	0.9327	0.9335	0.9622	0.9944
11	Kuwait	Dinar	345.7245	348.7013	349.2093	349.7035	348.8609	348.9123	360.8719	367.5383
12	Malaysia	Ringgit	24.5330	24.6083	24.6052	25.0474	24.9284	25.2728	26.7086	27.9498
13	Newzeland	Dollar	75.5587	77.5620	76.9634	76.4078	74.2472	72.5456	75.9533	80.1023
14	Norway	Krone	12.3987	12.9433	13.3582	13.4623	13.1992	12.8983	13.1060	13.9671
15	Oman	Riyal	272.2858	274.0682	273.612	273.6807	273.7550	273.8184	283.1115	287.0898
16	Qatar	Riyal	28.606	28.8176	28.8447	28.7474	28.4988	28.4502	29.9435	30.3563
17	Singapore	Dollar	75.7292	76.8791	77.3793	78.0464	77.4323	77.6830	80.7333	83.5317
18	Sweden	Krona	12.0796	12.6874	13.0477	13.1836	12.9132	12.5905	12.9721	13.7421
19	Switzerland	Franc	108.1856	109.7805	109.0549	109.443	107.3577	106.2116	110.0416	114.7326
20	Saudi Arabia	Riyal	27.9455	28.1197	28.0850	28.0882	28.0947	28.1001	28.9937	29.4522
21	U.A.E.	Dirham	28.5350	28.7121	28.6767	28.6796	28.6857	28.6925	29.6047	30.0735
22	U.K.	Sterling (Pound)	134.0711	136.8893	136.4857	140.3471	139.0288	139.223	145.5839	152.3192
23	U.S.A.	Dollar	104.7702	105.425	105.3079	105.3206	105.339	105.3626	108.6974	110.403

Note: Euro, a common currency of the 11 member countries of European Economic and Monetary Union (EMU) was introduced with effect from 1st January, 1999.

Source: State Bank of Pakistan.

## 2. CLIMATE

### 2.1 Temperature at Selected Stations

(In centigrade)

Stations	Murree		Rawalpindi/Islamabad		Jhelum		Lahore		Sargodha	
Height in meters above sea level	2167		507		232		213		187	
	Max.	Min.	Max.	Min.	Max.	Min.	Max.	Min.	Max.	Min.

Month:

July, 2016	23.6	15.9	35.3	24.2	35.9	25.1	35.8	25.9	36.1	26.7
Aug. 2016	22.9	15.1	34.1	23.1	35.1	25.6	35.1	25.6	35.2	26.0
Sep. 2016	22.3	13.8	34.4	22.2	35.8	24.8	35.1	25.5	36.7	26.3
Oct. 2016	21.3	11.6	32.4	15.0	34.0	18.4	33.8	20.5	34.3	20.8
Nov. 2016	17.8	8.0	25.9	7.7	28.0	10.6	27.7	13.0	27.6	13.2
Dec. 2016	17.2	5.5	23.6	3.9	23.6	6.3	23.1	9.3	24.2	9.5

July, 2017	22.9	15.8	34.3	24.4	36.0	26.3	35.6	27.0	36.5	27.6
Aug. 2017	23.2	15.4	33.6	23.4	35.3	25.9	35.4	26.8	36.9	27.7
Sep. 2017	22.8	13.8	33.5	20.4	35.6	23.6	35.0	24.1	35.4	24.5
Oct. 2017	22.7	12.5	32.1	14.5	34.5	18.2	34.2	20.8	34.4	20.4
Nov. 2017	16.4	6.7	24.0	7.9	25.6	11.0	24.5	12.8	24.0	12.0
Dec. 2017	12.7	3.0	20.4	3.7	22.8	5.8	22.7	8.9	23.2	7.3

Stations	Faisalabad		Multan		Bahawalpur		Hyderabad		Nawabshah	
Height in meters above sea level	183		122		116		40		37	
	Max.	Min.	Max.	Min.	Max.	Min.	Max.	Min.	Max.	Min.

Month:

July, 2016	N.R	N.R	39.2	29.8	39.7	29.2	36.0	27.0	41.1	27.7
Aug. 2016	N.R	N.R	37.2	28.2	37.8	27.8	35.7	25.5	39.1	26.1
Sep. 2016	36.8	25.5	37.1	27.2	38.0	25.7	36.5	24.0	40.1	24.8
Oct. 2016	34.6	20.3	35.4	21.8	36.3	20.7	36.6	21.9	38.4	21.5
Nov. 2016	27.8	12.4	28.5	13.8	30.4	12.8	32.5	17.0	33.3	13.4
Dec. 2016	23.9	8.6	24.6	10.2	25.4	10.0	29.0	14.5	28.8	11.8

July, 2017	37.1	28.0	38.5	29.6	39.3	28.7	36.6	26.9	40.6	27.4
Aug. 2017	37.2	27.6	37.5	28.7	38.1	27.9	36.4	26.1	40.4	26.9
Sep. 2017	36.0	24.3	36.7	26.3	37.6	24.9	36.4	24.4	38.6	25.2
Oct. 2017	34.9	19.9	35.4	20.6	36.4	19.6	38.6	22.5	40.0	20.0
Nov. 2017	23.4	11.7	24.8	12.7	26.4	12.4	31.4	16.1	32.2	14.1
Dec. 2017	22.5	6.5	22.1	7.6	23.1	7.2	25.0	12.2	25.7	8.1

Contd.



## 2.1 Temperature at Selected Stations

(In centigrade)

Stations	Jacobabad		Karachi A.P.		Peshawar		D.I.Khan		Saidu Sharif		Gilgit	
Height in meters above sea level	55		21		359		173		961		1459	
	Max.	Min.	Max.	Min.	Max.	Min.	Max.	Min.	Max.	Min.	Max.	Min.

Month:

July. 2016	40.7	29.6	33.6	28.1	37.1	27.2	N.R	N.R	N.R	N.R	35.1	18.9
Aug. 2016	38.4	29.1	33.0	27.1	36.6	25.5	N.R	N.R	N.R	N.R	N.R	N.R
Sep. 2016	37.0	26.9	32.9	26.6	35.6	24.7	N.R	N.R	N.R	N.R	N.R	N.R
Oct. 2016	36.5	21.0	34.0	24.0	32.5	19.3	N.R	N.R	N.R	N.R	N.R	N.R
Nov. 2016	27.2	15.1	33.3	17.1	25.7	12.1	N.R	N.R	N.R	N.R	N.R	N.R
Dec. 2016	26.9	11.6	31.0	15.5	22.4	7.8	N.R	N.R	N.R	N.R	N.R	N.R
July. 2017	40.0	29.8	33.1	27.7	36.4	26.8	39.1	26.5	34.2	22.3	34.3	19.2
Aug. 2017	38.5	28.8	33.7	27.1	35.5	25.7	39.3	27.1	34.1	20.6	N.R	N.R
Sep. 2017	37.4	26.0	34.4	26.2	35.3	23.0	37.7	23.9	32.7	16.2	N.R	N.R
Oct. 2017	36.4	20.7	36.6	23.5	32.6	18.9	35.5	19.5	30.8	12.2	N.R	N.R
Nov. 2017	28.6	14.2	32.3	16.8	23.5	11.3	23.3	11.8	22.1	5.4	N.R	N.R
Dec. 2017	23.8	8.0	28.2	13.0	20.7	7.0	24.2	6.7	17.8	2.7	N.R	N.R

Stations	Quetta (Samungli)		Zhub (Fortsandeman)		Khuzdar		Punjgur		Dalbadin	
Height in meters above sea level	1600		1405		1231		980		848	
	Max.	Min.	Max.	Min.	Max.	Min.	Max.	Min.	Max.	Min.

Month:

July. 2016			37.6	22.8	37.2	22.0	37.5	25.5	N.R	N.R	45.0	21.0
Aug. 2016			34.7	19.4	34.9	20.8	34.6	23.9	37.3	22.2	41.1	22.8
Sep. 2016			N.R	N.R	N.R	N.R	N.R	N.R	N.R	N.R	N.R	N.R
Oct. 2016			N.R	N.R	N.R	N.R	N.R	N.R	N.R	N.R	N.R	N.R
Nov. 2016			N.R	N.R	N.R	N.R	N.R	N.R	N.R	N.R	N.R	N.R
Dec. 2016			N.R	N.R	N.R	N.R	N.R	N.R	N.R	N.R	N.R	N.R
July. 2017			37.4	19.7	37.1	21.4	36.9	24.8	39.7	25.4	44.3	21.4
Aug. 2017			35.5	16.0	36.9	22.1	36.7	24.6	38.0	22.2	41.9	21.5
Sep. 2017			32.5	12.7	33.6	17.6	35.3	21.2	35.2	19.7	38.6	17.4
Oct. 2017			27.4	5.6	29.6	14.1	31.9	18.4	34.4	17.2	35.5	14.5
Nov. 2017			N.R	N.R	20.2	5.8	24.3	10.4	25.0	9.5	26.8	7.1
Dec. 2017			N.R	N.R	16.2	2.3	19.6	4.3	19.7	2.2	20.7	-0.2

Source: Pakistan Meteorological Department, Karachi.

## 2.2 Rainfall at Selected Stations

(In millimeters)

Stations	Murree	Rawalpindi/ Islamabad	Jhelum	Lahore	Sargodha	Faisal- abad	Multan	Bahawal- pur	Hyder- abad	Nawab- shah	Jaco- abad
Height in meters above sea level	2167	507	232	213	187	183	122	116	40	37	55

Year/month

2012	1515.0	1076.0	717.0	527.0	368.0	366.0	239.0	183.0	121.0	182.0	486.0
2013	1451.5	1732.0	924.0	1109.0	362.0	378.0	157.0	148.0	74.0	86.0	345.0
2014	1228.6	1139.0	939.3	800.6	401.3	401.8	247.3	67.9	25.4	67.0	21.3
2015	2416.8	1477.0	848.0	856.0	588.0	512.0	395.0	498.0	114.0	120.0	148.0
2016	1313.8	1044.0	890.0	801.0	744.0	427.0	196.0	112.0	166.0	143.0	46.0
July. 2016	301.3	344.8	280.1	151.7	312.8	N.R	52.4	34.0	0.0	4.0	7.0
Aug. 2016	195.7	265.0	197.0	315.1	87.0	94.3	69.0	3.7	131.8	63.0	3.4
Sep. 2016	114.2	3.0	53.7	127.7	20.0	9.6	2.6	0.0	Nil	Nil	18.6
Oct. 2016	28.0	9.0	5.3	0.6	0.0	24.0	Tr	0.0	0.0	0.0	0.0
Nov. 2016	0.0	0.0	1.0	0.0	1.0	0.0	0.0	0.0	0.0	0.0	0.0
Dec. 2016	1.0	0.0	Tr.	0.0	0.0	0.0	0.0	0.0	0.0	0.0	0.0
July. 2017	209.6	284.6	269.3	149.1	89.3	92.0	29.8	25.6	27.0	26.1	15.0
Aug. 2017	262.8	160.8	311.9	70.3	116.6	37.6	56.2	0.0	70.0	43.0	0.0
Sep. 2017	56.4	92.0	66.1	52.2	69.4	49.6	12.2	8.0	Tr	2.0	Tr
Oct. 2017	13.0	7.0	0.0	0.0	0.0	0.0	0.0	0.0	0.0	0.0	0.0
Nov. 2017	30.8	24.0	6.7	6.6	2.3	Tr	5.6	1.0	0.0	0.0	6.0
Dec. 2017	63.6	58.0	16.3	14.7	3.0	6.0	14.5	12.5	0.0	1.0	10.0

Contd.

## 2.2 Rainfall at Selected Stations

(In millimeters)

Stations	Karachi Airport	Peshawar	D.I. Khan	Saidu Sharif	Gilgit	Quetta (Samungli)	Zhob (Fort sandeman)	Khuzdar	Punjgoor	Dalbadin
Height in meters above sea level	21	359	173	961	1459	1600	1405	1231	980	848

Year/month

2012	152.0	480.0	450.0	803.0	110.5	410.0	47.0	167.0	33.0	16.0
2013	169.0	551.0	327.0	954.3	153.5	53.0	66.0	479.0	101.0	23.0
2014	30.7	326.3	249.7	660.0	107.0	97.0	173.7	201.9	61.8	17.3
2015	53.0	1387.0	477.0	1062.2	144.0	153.0	364.0	147.0	61.0	47.0
2016	168.0	355.0	271.0	221.3	142.2	89.0	167.0	41.0	45.0	41.0
July. 2016	1.9	32.1	N.R	N.R	24.8	3.0	15.0	37.5	N.R	Tr.
Aug. 2016	96.9	45.0	N.R	N.R	10.4	Tr	40.0	14.9	Nil	Nil
Sep. 2016	Tr	3.0	N.R	N.R	N.R	N.R	N.R	N.R	N.R	N.R
Oct. 2016	0.0	1.0	N.R	N.R	N.R	N.R	N.R	N.R	N.R	N.R
Nov. 2016	0.0	0.0	N.R	N.R	N.R	N.R	N.R	N.R	N.R	N.R
Dec. 2016	0.0	Tr.	N.R	N.R	N.R	N.R	N.R	N.R	N.R	N.R
July. 2017	33.2	77.0	48.0	97.0	10.4	0.0	47.0	78.8	0.0	0.0
Aug. 2017	65.6	66.0	77.0	141.0	N.R	0.0	33.0	14.7	0.0	0.0
Sep. 2017	26.4	36.0	Tr	55.5	N.R	0.0	2.0	0.0	0.0	0.0
Oct. 2017	0.0	0.0	0.0	1.0	N.R	0.0	0.0	0.0	0.0	0.0
Nov. 2017	0.0	69.0	14.0	23.0	N.R	N.R	42.0	0.0	0.0	1.0
Dec. 2017	6.6	19.0	0.0	28.0	N.R	N.R	0.0	21.0	0.0	0.0

N.R = Not received

TR = Trace (Rainfall less than 0.1 mm)

Source: Pakistan Meteorological Department, Karachi.

## 3. ENERGY & MINING

### 3.1 Production of Crude Oil

Unit: Barrels

Company	Field	Jul,17	Aug,17	Sep,17	Oct,17	Nov,17	Dec,17	Cumulative Total from July 2017	
<b>PUNJAB</b>									
OGDCL	BHALSYEDAN	304	321	303	449	452	530	2359	
	CHAK NAURANG	9705	9586	9405	9305	10920	11315	60236	
	DAKHNI	21473	21490	6625	13595	24750	23135	111068	
	DHODAK	993	909	878	907	899	922	5508	
	FIMKASSAR	4980	5020	4950	5115	4950	4960	29975	
	KAL	12390	12494	12830	13330	12900	13320	77264	
	MISSAKISWAL	2170	2087	1800	1997	1962	1990	12006	
	RAJIAN	69780	67264	58962	65205	57635	59605	378451	
	SOGHRI	2807	2985	775	1850	3000	3045	14462	
	SADKAL	1369	1453	1435	1510	1587	1785	9139	
	TOOT	7872	8010	7666	7812	7732	8055	47147	
		Sub Total	133843	131619	105629	121075	126787	128662	747615
	OPL	DHURNAL	4832	4464	3996	5640	8852	8623	36407
BHANGALI		158	130	132	173	152	182	927	
RATANA		7476	7238	6527	6602	6380	6621	40844	
	Sub Total	12466	11832	10655	12415	15384	15426	78178	
POL	BALKASSAR	11245	11200	10319	9907	10370	11007	64048	
	BELA	0	0	0	0	0	0	0	
	DHULIAN	3389	3420	3565	3924	4064	4359	22721	
	KHAUR	197	232	276	237	213	235	1390	
	JOYAMIR	806	807	781	807	779	739	4719	
	JHANDIAL				11773	43151	37236		
	MINWAL	3161	3082	2874	2933	2717	2587	17354	
	MEYAL	9002	8696	8501	8751	8856	8732	52538	
	PARIWALI	9686	9726	9605	10108	9127	9585	57837	
	PINDORI	5764	5735	5317	7411	5838	5550	35615	
	TURKWAL	822	805	740	698	739	712	4516	
		Sub Total	44072	43703	41978	56549	85854	80742	260738
	MPCL	GHAURI	13190	12990	12382	12640	12141	12182	75525
KALABAGH		8957	7724	6930	6574	6198	5855	42238	
HALINI		21863	20726	18933	19336	19088	19927	119873	
HALINI DEEP		29623	30031	28529	13355	26699	26561	154798	
	Sub Total	73633	71471	66774	51905	64126	64525	392434	
PPL	ADHI	219790	211315	193563	180124	231317	241847	1277956	
	Sub Total	219790	211315	193563	180124	231317	241847	1277956	
DEWAN	RODHO SALSABIL	1732	1854	1798	1807	1746	1769	10706	
	Sub Total	1732	1854	1798	1807	1746	1769	10706	
	<b>TOTAL</b>	<b>485536</b>	<b>471794</b>	<b>420397</b>	<b>423875</b>	<b>525214</b>	<b>532971</b>	<b>2767627</b>	
<b>SINDH</b>									
OPPL	ZAMZAMA	12266	11662	10943	11286	9527	10497	66181	
	Sub Total	12266	11662	10943	11286	9527	10497	66181	
UEPL	AASSU	9148	9007	8465	8721	7759	6020	49120	
	ALI	152	0	1032	526	130	0	1840	
	Bari					12222	63181		
	BIJORO	631	361	384	602	662	571	3211	
	BHATTI/NAKURJI	0	0	0	0	0	0	0	
	BAKSH DEEP	0	0	0	0	0	1934	1934	
	BABARKI				417	2260	606	417	
	BAGO				537	0	0	537	
	BHANOKI	0	0	0	0	0	0	0	
	BUKHARI DEEP	12080	7754	6123	2238	2553	0	30748	
	CHAMAN	41	0	0	0	0	0	41	
	DABHI ( South)	1387	1158	705	151	14366	65000	82767	
	DABHI (North)	429	1058	1819	427	412	390	4535	
	DANG	0	0	0	0	0	0	0	

Contd.

## 3.1 Production of Crude Oil

Unit: Barrels

Company	Field	Jul,17	Aug,17	Sep,17	Oct,17	Nov,17	Dec,17	Cummulative Total from July 2017
<b>PUNJAB</b>								
	GHARO	2071	2024	2031	1406	2221	1367	11120
	GHUNGHRO	586	1375	722	2169	1561	1623	8036
	GOLRACHI	0	0	0	0	1	0	1
	HALIPOTA	24643	21729	19856	10525	3483	4453	84689
	HAKRO						21750	
	JABO	2697	2380	2806	2838	2706	2566	15993
	JAGIR	278	506	851	896	682	1349	4562
	JHABERI SOUTH	59	0	0	0	0	0	59
	JARAR DEEP	24	0	0	0	0	0	24
	JAN	2298	2292	1376	1812	1650	1708	11136
	KATO	36	0	24	0	0	0	60
	KAMAL NORTH	5618	5481	4584	6049	5997	7463	35192
	KHASKELI	4257	3831	3807	4141	3831	4020	23887
	KHASKELI DOWN THROW	491	402	393	536	560	612	2994
	KHOREWAH	701	1287	368	1331	1088	2793	7568
	KHOREWAH DEEP	0	0	0	0	0	0	0
	KORAI	1265	1673	1788	1914	4083	3268	13991
	KUMBH	0	241	1178	10211	6243	7119	24992
	LAGHARI	0	0	0	0	0	0	0
	LIMU NORTH	0	0	0	0	0	0	0
	LODANO	780	813	735	634	680	689	4331
	LODANO DEEP	1902	2153	1965	1526	1860	1626	11032
	MAKDUMPUR	1048	0	0	0	0	0	1048
	MAZARI	27183	21240	21126	56005	79245	62247	267046
	MEYUN ISMAIL DEEP	216	208	141	225	180	211	1181
	MEYUN ISMAIL	850	770	383	801	772	528	4104
	MAKRANI	0	0	0	0	0	0	0
	MISSRI	1191	1149	927	1107	1196	851	6421
	MOHANO	998	1040	1045	1147	1076	1098	6404
	MOHRI				11584	10093	7166	
	MOHIB	5644	0	0	0	0	0	5644
	MUBAN	5408	4803	4109	5132	4421	4889	28762
	MAHI	0	0	0	0	0	0	0
	MURID	2091	1657	2671	2824	3080	3042	15365
	NAIMAT BASAL 2X	840	0	0	0	0	0	840
	NAIMAT BASAL	0	0	0	0	0	0	0
	NAIMAT WEST	22052	18046	19980	22263	22014	21430	125785
	NORTH AKARI	1028	1304	1016	834	1029	1078	6289
	ODEROLAL				30140	32092	33963	
	PANIRO	1744	1636	1744	1633	1457	1243	9457
	PIARO DEEP	143	139	118	106	133	206	845
	PIARO DEEP BASAL	0	0	0	0	0	0	0
	RAJANI	16161	13101	14776	17657	17561	14017	93273
	RAHIM 1 X	6844	5708	3817	4179	4351	4501	29400
	RAHIM 2X	5207	4332	7375	6622	8195	8399	40130
	RAWAT	0	0	506	0	542	4579	5627
	RAWAT NORTH	0	0	2292	0	3633	829	6754
	SAHU	0	11	0	0	0	0	11
	SAJAN	262	236	125	0	0	237	860
	SALEH	421	1247	4501	23789	24080	24590	78628
	SAMAN	0	0	0	0	0	0	0
	SAKHI	0	0	0	0	170	0	170
	SAKHI DEEP	0	0	0	0	0	0	0
	SONRO	4679	7894	6734	7394	6866	6937	40504
	SOUTH BUZDAR						825	
	SOUTH BUZDAR DEEP	7762	6772	6079	6037	5796	4277	36723
	SOUTH MAZARI	9457	8421	8766	8803	8859	8619	52925
	SOUTH MAZARI DEEP	13948	14243	13334	13287	9622	9015	73449

Contd.

## 3.1 Production of Crude Oil

Unit: Barrels

Company	Field	Jul,17	Aug,17	Sep,17	Oct,17	Nov,17	Dec,17	Cummulative Total from July 2017
<b>PUNJAB</b>								
	SOHRAB	0	0	0	1364	0	0	1364
	SOHRAB DEEP	2075	1344	1420	0	1725	853	7417
	SHEIKHANO	5056	4328	4205	3602	3420	3200	23811
	SUTIARI DEEP	5414	4840	5474	6077	6037	6516	34358
	SUMAR DEEP	677	150	689	88	598	723	2925
	SALAMAT	2355	1919	1953	0	708	4115	11050
	THEBO	1102	1048	163	978	1212	1124	5627
	TANDO GHULAM ALI	0	0	0	0	0	0	0
	THARO	60	0	0	0	0	0	60
	TAJEDI	1096	166	1574	1184	1329	1379	6728
	TANGRI	1811	1420	1356	1427	1413	1790	9217
	TANGRI DEEP	322	309	201	251	321	293	1697
	TURK	580	2123	2735	2548	3553	1839	13378
	TURK DEEP	357	302	624	298	1211	467	3259
	UMER	375	101	1830	1380	897	965	5548
	ZAUR	3059	6313	5162	4280	4283	4199	27296
	Sub Total	231090	203845	209963	304653	350180	452348	1526197
<b>OGDCL</b>								
	BOBI	10510	11090	11070	11210	10800	11330	66010
	CHANDIO					78	125	
	BALUCH	0	0	0	0	0	0	0
	CHAK 2	28747	18726	31622	34658	33004	31738	178495
	CHAK 7A	1235	1135	1204	1266	1200	1240	7280
	CHAK 63	19606	7691	4570	4866	4731	2611	44075
	CHAK 63 SOUTH EAST	11732	8181	11176	10505	10141	10823	62558
	CHAK 66 NE	0	0	0	0	0	0	0
	DARS	13906	13822	5442	13251	13126	13375	72922
	DARS WEST	17843	19045	6403	17874	17458	18033	96656
	DARS DEEP	5032	5087	3617	3959	3723	3819	25237
	HAKEEM DAHO	10999	7531	11817	11038	10426	9390	61201
	NIM	210	195	0	1040	1225	1355	4025
	NUR BAGHLA	796	808	749	706	738	783	4580
	NOORAI JAGR	0	0	0	0	0	0	0
	JAKHRO	780	436	1033	1012	941	883	5085
	JARWAR	3475	3505	2960	3175	3015	3380	19510
	KUNNAR	108197	126832	121193	123883	97016	92239	669360
	KUNNAR WEST	4414	3686	3111	4017	3900	4310	23438
	KUNNAR SOUTH	0	0	2127	5220	5943	6536	19826
	KUNNAR PASAKHI DEEP	38469	36254	20395	33948	38506	41585	209157
	LASHARI CENTRE	13655	13725	13250	13415	13135	13745	80925
	LALA JAMALI	3300	3074	7984	10210	9884	9551	44003
	MOOLAN						2188	
	MISSAN	3075	3025	2975	3050	2950	3050	18125
	NORAI JAGIR						740	
	PALI	6975	6855	6565	6280	5220	5815	37710
	PALI DEEP	0	0	0	0	0	0	0
	PASAKI	75355	78175	76735	77865	76570	79175	463875
	PASAKI NORTH	18600	1085	0	0	0	0	19685
	PASAKI EAST	3855	3776	2542	1440	3730	3797	19140
	PASAKI NORTH EAST	5600	5600	5450	5645	5350	5605	33250
	PASAKI DEEP WEST	0	0	0	0	0	0	0
	QADIR PUR	12395	11275	10740	12695	12675	12025	71805
	SHAH	4168	4128	2587	3823	3596	3921	22223
	SONO	20435	20250	19880	21195	20660	21425	123845
	RESHAM	0	0	0	0	199	21399	21598
	TANDO ALAM	17195	17245	16605	17320	16600	17325	102290
	TANDO ALLAH YAR	14750	15080	10177	14130	22111	19199	95447
	THORA DEEP	5741	5668	2427	3106	2905	3101	22948
	THORA	8695	8660	8460	8700	8475	8615	51605

Contd.

## 3.1 Production of Crude Oil

Unit: Barrels

Company	Field	Jul,17	Aug,17	Sep,17	Oct,17	Nov,17	Dec,17	Cumulative Total from July 2017
<b>PUNJAB</b>								
	UNAR	3460	3447	2705	3306	3458	3517	19893
	Sub Total	493205	465092	427571	483808	463489	487748	2817782
PPL	ADAM	1329	1411	1290	566	1106	1374	7076
	ADAM WEST	943	928	977	1113	1219	1286	6466
	KANDH KOT	309	226	310	267	367	1105	2584
	KABIR	0	0	0	116	987	961	2064
	SHARF	19079	20208	19386	15671	19096	19752	113192
	SHAHDAD	2782	2909	3290	2582	2874	3782	18219
	MAZARANI	314	352	374	313	403	441	2197
	Sub Total	24756	26034	25627	20628	26052	28701	151798
MPCL	AQEEQ					658	804	0
	MARI	1481	1493	1217	1441	1285	997	7914
	SUJJAL	2668	3853	4116	4277	3971	4163	23048
	SUJAWAL	718	1446	1149	927	843	756	5839
	Sub Total	4867	6792	6482	6645	6757	6720	36801
Eni(Pak)	BHIT	6727	7528	8525	6788	6167	6390	42125
	BADHRA	1116	989	1043	926	906	843	5823
	KADANWARI	447	87	525	369	382	382	2192
	Sub Total	8290	8604	10093	8083	7455	7615	50140
OMV	LATIF	607	303	610	921	620	933	3994
	MIANO	1086	218	1314	858	853	650	4979
	Sub Total	1693	521	1924	1779	1473	1583	8973
OMV Maurice	MEHAR	19559	19117	16226	12572	18159	17115	102748
	SOFIYA					37140	34051	37140
	Sub Total	19559	19117	16226	12572	55299	51166	139888
	TOTAL	795726	741667	708829	849454	920232	1046378	4797760
<b>KHYBER .P.K</b>								
OGDCL	CHANDA	39595	40310	42738	58630	54310	54280	289863
	NASPHA	711743	698277	662394	616350	577053	388967	3654784
	MELA	40915	41115	38295	39420	39730	42460	241935
	Sub Total	792253	779702	743427	714400	671093	485707	4186582
MOL	MANZALAI	11878	13715	12954	14318	13061	11455	77381
	MAMIKHEL	18191	22115	20842	22084	21121	21529	125882
	MARAMZAI	122165	133267	125961	145154	143154	142791	812491
	TOLANG						873	
	TOLANJ WEST						344	
	MAKORI	942	1244	1039	1257	1160	1969	7611
	MAKORI DEEP	59310	77679	65420	75660	72283	20352	370704
	MARDANKHEL	95304	103289	87655	102764	99805	57809	546627
	MAKORI EAST	423737	408113	309581	378851	354665	329669	2204616
	Sub Total	731527	759422	623452	740088	705249	586790	4145311
	TOTAL	1523780	1539124	1366879	1454488	1376342	1072497	8331893
<b>BALUCHISTAN</b>								
OGDCL	UCH	982	876	869	683	1260	1429	6099
	Sub Total	982	876	869	683	1260	1429	6099
MPCL	ZARGHUN SOUTH	165	179	185	188	159	218	1094
	Sub Total	165	179	185	188	159	218	1094
PPL	SUI	723	1080	1114	1071	1612	2312	7912
	Sub Total	723	1080	1114	1071	1612	2312	7912
	TOTAL	1870	2135	2168	1942	3031	3959	15105
	<b>GRAND TOTAL</b>	<b>2806912</b>	<b>2754720</b>	<b>2498273</b>	<b>2729759</b>	<b>2824819</b>	<b>2655805</b>	<b>15912385</b>

## 3.2 Production of Natural Gas

Unit:(MCFT)

COMPANY	Field	Jul,17	Aug,17	Sep,17	Oct,17	Nov,17	Dec,17	Cumulative Total from July 2017
<b>PUNJAB</b>								
OGDCL	DAKHNI	773.73	745.37	242.86	569.30	743.72	762.99	3837.97
	BAHU	28.11	27.24	25.70	26.25	24.30	27.17	158.77
	BHALSYEDAN	2.43	2.44	2.38	2.19	2.04	2.14	13.62
	FIMKASSAR	3.36	3.26	3.15	3.26	3.15	3.10	19.28
	DHODAK	102.30	102.30	99.00	102.30	99.00	102.30	607.20
	KAL	1.53	1.52	1.50	1.55	1.49	1.53	9.12
	MISSAKISWAL	4.24	4.19	3.90	3.87	3.76	3.75	23.71
	NANDPUR/PANJPIR	222.31	222.31	211.80	219.04	214.01	291.39	1380.86
	RAJIN	36.13	35.32	32.69	32.84	29.21	28.50	194.69
	SOGHRI	257.28	278.49	78.26	186.87	253.85	241.52	1296.27
	TOOT	31.62	31.62	30.60	31.62	30.60	31.62	187.68
	SADKAL	55.45	60.56	53.98	54.26	53.87	55.52	333.64
	SUB TOTAL	1518.49	1514.62	785.82	1233.35	1459.00	1551.53	8062.81
OPL	DHURNAL	15.72	15.44	15.67	18.20	25.38	25.18	115.59
	BHANGALI	0.40	0.34	0.33	0.40	0.31	0.36	2.14
	RATANA	178.05	169.81	160.06	160.00	152.97	150.88	971.77
	SUB TOTAL	194.17	185.59	176.06	178.60	178.66	176.42	1089.50
POL	BALKASSAR	0.89	1.04	1.08	1.00	1.01	1.12	6.14
	BELA	0.00	0.00	0.00	0.00	0.00	0.00	0.00
	DHULIAN	62.08	59.45	60.60	62.36	58.02	58.24	360.75
	MEYAL	65.88	65.88	64.55	66.97	64.96	63.93	392.17
	JHANDIAL				61.35	374.59	315.72	435.94
	PARIWALI	121.99	114.21	109.03	114.79	107.19	110.98	678.19
	PINDORI	18.71	18.56	17.98	24.49	20.04	18.55	118.33
	TURKWAL	1.55	1.55	1.50	1.53	1.50	1.54	9.17
	SUB TOTAL	271.10	260.69	254.74	332.49	627.31	570.08	2000.69
PPL	ADHI	2255.00	2245.00	2157.00	1906.00	2262.75	2376.00	13201.75
	SUB TOTAL	2255.00	2245.00	2157.00	1906.00	2262.75	2376.00	13201.75
MPCL	HALINI	23.04	23.11	20.94	15.64	23.57	22.88	129.18
	HALINI DEEP	49.81	51.90	50.73	31.34	42.83	45.15	271.76
	KALABAGH	182.02	188.03	175.21	175.45	164.75	164.92	1050.38
	SUB TOTAL	254.87	263.04	246.88	222.43	231.15	232.95	1451.32
DEWAN	RODHO(SALSABIL)	260.70	285.24	275.18	280.65	265.33	268.04	1635.14
	SUB TOTAL	260.70	285.24	275.18	280.65	265.33	268.04	1635.14
	TOTAL	4754.33	4754.18	3895.68	4153.52	5024.20	5175.02	27441.21
<b>SINDH</b>								
OPPL	ZAMZAMA	2535.22	2410.95	2284.00	2314.88	2272.92	2203.30	14021.27
	SUB TOTAL	2535.22	2410.95	2284.00	2314.88	2272.92	2203.30	14021.27
UEPL	ALI	131.39	85.35	851.46	674.31	204.32	187.39	2134.22
	AASSU	3.63	3.53	3.38	3.41	3.52	3.46	20.93
	BUKHARI DEEP	767.43	573.81	359.64	221.13	169.97	177.08	2269.06
	BHATTI/NAKURJI	0.05	5.12	18.38	16.94	16.81	19.55	76.85
	BABARKI				185.12	188.63	149.39	188.63
	BARI					4.70	26.54	4.70
	BAGO				31.82	27.13	7.92	27.13
	BAKSH DEEP	0.00	0.00	0.00	0.00	0.00	0.00	0.00
	BIJORO	1.72	0.90	0.83	0.67	0.69	1.06	5.87
	CHAMAN				27.88	34.10	40.45	74.55
	BHANOKI	0.00	0.00	0.00	0.00	0.00	0.00	0.00
	BILAL	0.00	0.00	0.00	0.00	0.00	0.00	0.00
	CHAMAN	46.20	58.13	53.32	0.00	0.00	0.00	157.65
	DABHI SOUTH	8.97	8.77	9.15	3.72	78.36	38.88	147.85
	DABHI NORTH	0.37	0.51	0.98	0.72	0.60	0.60	3.78
	DANG	0.00	0.00	0.00	0.00	0.00	0.00	0.00
	DUPHRI	0.00	0.00	0.00	0.00	0.00	0.00	0.00
	FATEH SHAH NORTH	0.00	0.00	0.00	0.00	0.00	0.00	0.00
	GHUNGRO	0.45	0.48	0.55	0.81	0.77	0.74	3.80
	GHARO	0.59	0.55	0.53	0.52	0.62	0.41	3.22
	GOLARCHI	0.19	3.04	2.27	1.76	0.00	1.93	7.26
	HAIDER DEEP	6.51	6.34	0.00	0.00	4.69	0.20	17.74

Contd.



## 3.2 Production of Natural Gas

Unit:(MCFT)

COMPANY	Field	Jul,17	Aug,17	Sep,17	Oct,17	Nov,17	Dec,17	Cumulative Total from July 2017
<b>PUNJAB</b>								
	HALIPOTA	31.04	7.44	23.25	17.91	78.91	43.26	201.81
	HAKRO					0.00	334.31	334.31
	JABO	3.41	3.32	3.51	3.62	0.00	3.37	17.23
	JARAR DEEP	4.60	5.94	6.50	1.76	0.00	0.00	18.80
	JOGWANI	0.00	0.00	0.00	0.00	0.00	0.00	0.00
	JAGIR	0.16	0.09	0.06	0.03	0.06	0.14	0.54
	JAN	0.30	0.29	0.29	0.31	0.30	0.30	1.79
	KATO	6.92	6.32	5.79	6.27	6.71	5.18	37.19
	KAMAL NORTH -1	35.89	28.24	23.56	32.29	28.94	29.85	178.77
	KAUSAR	51.41	40.08	30.30	35.14	33.24	30.99	221.16
	KHASKHELI	11.84	11.29	12.79	15.32	15.29	16.12	82.65
	KHASKHELI DOWN THROWN	0.87	0.76	0.68	0.83	0.75	0.78	4.67
	KHOREWAH	65.82	75.17	70.36	82.92	82.88	120.73	497.88
	KHOREWAH DEEP	2.96	3.22	3.83	3.47	2.83	2.70	19.01
	KORAI	117.87	105.44	127.68	106.50	526.42	453.99	1437.90
	KUMBH	21.02	20.17	19.96	9.59	4.62	6.37	81.73
	LAGHARI	0.00	0.00	0.00	0.00	0.00	0.00	0.00
	LODANO	9.46	9.57	8.15	9.41	10.79	12.62	60.00
	LODANO DEEP	8.83	11.40	10.69	11.85	14.04	16.92	73.73
	LIARI DEEP	0.00	0.00	0.00	0.00	19.84	0.00	19.84
	LIMU NORTH	10.09	6.31	4.31	1.36	2.48	0.74	25.29
	LIMU EAST	0.00	0.00	0.00	0.00	0.00	0.00	0.00
	MAKHDUM PUR	18.68	0.00	0.00	0.00	0.00	0.00	18.68
	MAKHDUM PUR DEEP	0.00	0.00	0.00	0.00	0.00	0.00	0.00
	MAKRANI	0.00	0.00	0.00	0.00	0.18	0.00	0.18
	MAZARI	85.87	76.53	69.67	85.56	157.60	116.14	591.37
	MAHI	5.58	4.53	0.00	0.00	0.00	0.00	10.11
	MALKANI	4.27	3.79	3.25	4.12	4.89	2.21	22.53
	MEYUN ISMAIL DEEP	19.10	19.48	12.82	20.30	17.68	16.95	106.33
	MISSRI	1.57	1.57	1.41	1.64	1.76	1.12	9.07
	MOHIB	161.30	19.25	0.00	0.00	0.30	0.00	180.85
	MOHANO	0.73	0.73	0.81	0.80	0.72	0.73	4.52
	MOHRI	0.00	0.00	0.00	372.39	366.41	227.22	966.02
	MUBAN	2.60	2.28	2.26	3.24	3.32	3.40	17.10
	MURID	1.13	1.40	1.54	1.45	1.58	1.52	8.62
	NAIMAT BASAL	58.00	55.97	58.66	48.81	49.02	44.03	314.49
	NAIMAT BASAL 2X	19.62	2.04	0.97	3.43	3.16	2.88	32.10
	NAIMAT WEST	3558.63	3100.86	3256.51	3190.34	3282.43	3357.81	19746.58
	NANDO	0.00	0.00	0.00	0.00	0.00	0.00	0.00
	NURPUR DEEP	1.93	1.75	0.00	0.21	0.60	0.00	4.49
	ODEROIAL				285.44	315.48	245.20	
	NORTH AKRI	0.22	0.23	0.23	0.20	0.24	0.24	1.36
	PANIRO	2.23	2.94	2.72	2.67	2.61	2.55	15.72
	PIARO DEEP	6.91	6.48	5.85	6.19	6.79	5.25	37.47
	PIARO DEEP BASAL	16.44	19.52	18.08	32.24	60.21	58.31	204.80
	QASIM DEEP	37.53	42.55	24.45	28.32	26.84	25.02	184.71
	RAHIM NORTH	4.75	3.96	3.35	2.22	2.49	6.94	23.71
	RAHIM 1X	10.45	10.32	14.93	26.37	26.22	24.02	112.31
	RAHIM 2X	27.89	21.23	15.38	5.18	11.18	4.09	84.95
	RAJANI	5942.88	5496.82	5613.40	5830.79	5144.64	5279.39	33307.92
	RAWAT	0.00	0.00	0.83	0.00	0.76	7.26	8.85
	RAWAT NORTH	0.00	0.00	1.72	0.00	3.79	0.93	6.44
	RAGNI DEEP	6.21	6.27	5.59	6.47	6.14	5.45	36.13
	SALEH	0.32	0.03	0.00	27.04	37.69	30.21	95.29
	SAKHI	0.00	0.00	3.82	0.00	0.55	3.01	7.38
	SAKHI DEEP	22.31	15.93	6.32	19.10	24.57	23.27	111.50
	SAKHI SOUTH DEEP	0.00	0.00	0.00	0.00	0.00	0.00	0.00
	SAMAN	0.00	0.00	0.00	0.00	0.00	0.00	0.00
	SALAMAT	767.85	693.37	695.99	1.05	283.14	1274.07	3715.47
	SAHU	0.00	3.87	0.00	1.06	2.09	0.00	7.02

Contd.

## 3.2 Production of Natural Gas

Unit:(MCFT)

COMPANY	Field	Jul,17	Aug,17	Sep,17	Oct,17	Nov,17	Dec,17	Cumulative Total from July 2017	
PUNJAB	SAJAN	82.70	88.60	46.52	0.00	0.00	51.97	217.82	
	SIRAJ SOUTH	0.48	0.00	0.00	0.00	0.00	0.00	0.48	
	SONRO	16.23	6.36	8.23	14.75	9.47	15.78	70.82	
	SOUTH MAZARI	4.34	3.88	2.95	2.46	3.66	2.93	20.22	
	SOUTH MAZARI DEEP	19.97	9.21	11.48	20.18	8.57	9.52	78.93	
	SOHRAB DEEP	1089.05	962.33	753.78	732.68	672.72	593.61	4804.17	
	SUMAR DEEP	95.62	80.79	135.38	111.20	112.05	92.60	627.64	
	SOUTH BUZDAR	0.00	0.00	0.00	0.00	95.11	184.61	279.72	
	SOUTH BUZDAR DEEP	39.83	47.11	43.04	75.61	100.11	154.56	460.26	
	SHEIKHANO	6.51	3.20	3.12	3.19	4.84	3.28	24.14	
	SUTIARI DEEP	1691.48	1347.70	2254.79	3060.15	3153.71	3717.13	15224.96	
	SUHRAT	0.00	0.00	0.00	0.00	0.00	0.00	0.00	
	TANDO GHULAM ALI	23.67	23.44	22.65	42.67	24.69	20.97	158.09	
	TANGRI	2.69	2.65	2.64	2.52	2.45	1.90	14.85	
	TANGRI DEEP	7.44	5.07	5.41	4.42	7.42	7.26	37.02	
	TAJEDI	0.13	0.07	0.17	0.18	0.17	0.18	0.90	
	THEBO	28.47	22.89	6.64	20.22	29.22	26.92	134.36	
	THARO	109.04	104.17	84.88	7.55	78.23	86.44	470.31	
	TURK	35.33	44.03	42.04	43.76	45.80	46.35	257.31	
	TURK DEEP	75.65	80.74	75.46	74.93	89.07	89.09	484.94	
	UMER	1.54	1.52	90.68	68.36	80.31	82.43	324.84	
	USMAN	0.00	0.00	0.00	0.00	0.00	0.00	0.00	
	ZAUR	9.06	9.49	7.66	8.71	9.50	5.96	50.38	
	ZAUR WEST	0.00	0.00	0.00	0.00	0.00	0.00	0.00	
	ZAUR DEEP	4.16	4.05	3.86	4.36	4.61	3.57	24.61	
	SUB TOTAL	15478.38	13542.58	15074.14	15811.92	15939.80	17700.25	92218.38	
	OGDCL	BOBI	172.77	173.60	168.00	173.60	168.00	173.60	1029.57
		CHANDIO					3.50	14.09	17.59
		BALUCH	0.00	0.00	0.00	0.00	0.00	0.00	0.00
		CHAK 2	613.71	416.93	605.61	630.38	617.34	594.05	3478.02
CHAK 7A		15.51	13.39	12.39	12.82	12.53	13.25	79.89	
CHAK 63		193.01	74.28	33.04	37.68	36.30	36.48	410.79	
CHAK 63 SOUTH EAST		68.35	57.99	85.69	72.57	71.07	70.84	426.51	
CHAK 66NE		0.00	0.00	0.00	0.00	0.00	0.00	0.00	
DACHRAPUR		107.08	153.14	271.30	263.01	240.43	218.72	1253.68	
DARS		204.60	208.30	87.91	231.49	226.69	235.09	1194.08	
DARS WEST		288.30	301.98	110.43	286.55	279.50	276.80	1543.56	
DARS DEEP		324.50	357.03	269.35	226.53	166.65	148.30	1492.36	
HAKHEEM DAHO		179.77	125.84	228.70	237.64	232.72	203.88	1208.55	
LALA JAMALI		169.18	126.78	222.89	239.82	234.86	234.53	1228.06	
JAKHRO		41.08	32.16	49.90	54.31	54.52	51.88	283.85	
MARU-RETI		339.02	363.76	222.24	133.82	233.44	307.00	1599.28	
MOOLAN						0.00	58.95	58.95	
NUR BAGHLA		80.30	77.30	73.80	69.45	65.40	66.00	432.25	
NOORAI JAGIR		0.42	0.00	0.00	0.00	0.00	19.38	0.42	
NIM		8.94	7.58	0.00	0.00	24.03	23.86	64.41	
PASAKHI		20.62	20.62	19.95	20.62	19.95	20.62	122.38	
PASAKI EAST		347.20	353.05	259.53	104.00	294.00	306.86	1664.64	
PASAKI DEEP WEST		0.00	0.00	0.00	0.00	0.00	0.00	0.00	
QADIRPUR		10192.49	9948.85	9475.78	9617.23	9132.68	9416.63	57783.66	
RESHAM						3.67	98.76	102.43	
KUNNAR		342.84	337.09	322.84	331.48	307.65	286.21	1928.11	
KUNNAR PASAKHI DEEP		2949.56	2777.83	1828.74	3024.99	3420.96	3320.35	17322.43	
KUNNAR WEST		340.27	295.70	278.35	337.86	337.94	332.49	1922.61	
KUNNAR SOUTH		0.00	0.00	156.30	416.18	454.11	422.41	1449.00	
SARI HUNDI		43.59	45.96	48.12	46.27	43.21	46.77	273.92	
SHAH	344.10	355.59	233.25	343.15	326.80	332.78	1935.67		
TANDO ALLAH YAR	322.80	336.80	222.85	383.57	531.05	424.14	2221.21		
THORA DEEP	5.74	462.69	212.42	267.75	269.66	257.48	1475.74		
PAKHRO	451.00	13.84	1.59	0.00	0.00	0.00	466.43		

Contd.

## 3.2 Production of Natural Gas

Unit:(MCF)

COMPANY	Field	Jul,17	Aug,17	Sep,17	Oct,17	Nov,17	Dec,17	Cumulative Total from July 2017
<b>PUNJAB</b>								
	UNAR	256.60	266.58	249.50	322.80	383.92	337.64	1817.04
	<b>SUB TOTAL</b>	<b>18423.35</b>	<b>17704.66</b>	<b>15750.47</b>	<b>17885.57</b>	<b>18192.58</b>	<b>18349.84</b>	<b>106287.09</b>
<b>PPL</b>	ADAM	92.00	88.00	77.00	58.00	97.54	109.00	521.54
	ADAM WEST	491.00	495.00	482.00	392.00	449.76	457.00	2766.76
	CHACHAR	89.00	89.00	75.00	83.00	65.73	77.00	478.73
	KANDHKOT	7343.00	7281.00	5897.00	6265.00	5392.66	5976.00	38154.66
	KABIR				2.00	15.40	16.00	33.40
	SHAHDAD	292.00	292.00	282.00	243.00	272.47	294.00	1675.47
	SHARF	1509.00	1556.00	1520.00	1264.00	1523.23	1593.00	8965.23
	MAZRANI	158.00	153.00	147.00	149.00	141.47	141.00	889.47
	<b>SUB TOTAL</b>	<b>9974.00</b>	<b>9954.00</b>	<b>8480.00</b>	<b>8456.00</b>	<b>7958.26</b>	<b>8663.00</b>	<b>53485.26</b>
<b>MPCL</b>	KOONJ-1A	25.92	26.70	25.22	26.02	24.48	23.21	151.55
	AQEEQ					101.74	143.14	
	MARI	20804.39	21212.17	19464.52	18100.39	19287.28	20759.63	119628.38
	SUJJAL	365.07	507.16	496.14	501.68	490.66	501.82	2862.53
	SUJAWAL	113.76	204.81	148.73	155.15	137.72	147.73	907.90
	<b>SUB TOTAL</b>	<b>21309.14</b>	<b>21950.84</b>	<b>20134.61</b>	<b>18783.24</b>	<b>20041.88</b>	<b>21575.53</b>	<b>123550.36</b>
<b>ENI (PAK)</b>	BHIT	3650.51	4249.15	4271.07	4349.23	3853.46	3716.87	24090.29
	BADHRA	2502.08	2419.96	2247.03	2318.42	2423.94	2337.57	14249.00
	KADANWARI	1226.84	1132.61	992.71	1032.89	1015.50	1015.50	6416.05
	<b>SUB TOTAL</b>	<b>7379.43</b>	<b>7801.72</b>	<b>7510.81</b>	<b>7700.54</b>	<b>7292.90</b>	<b>7069.94</b>	<b>44755.34</b>
<b>OMV</b>	MIANO	2029.00	1924.50	1746.00	1649.00	1462.00	1431.00	10241.50
	LATIF	1268.00	1221.07	1127.00	1171.00	1010.00	1135.00	6932.07
	SAWAN	1784.00	1766.18	1571.00	1797.00	1662.00	1689.00	10269.18
	TAJJAL	70.00	69.12	66.00	68.00	65.00	65.00	403.12
	<b>SUB TOTAL</b>	<b>5151.00</b>	<b>4980.87</b>	<b>4510.00</b>	<b>4685.00</b>	<b>4199.00</b>	<b>4320.00</b>	<b>27845.87</b>
<b>OMV MAURICE</b>	SAQIB	0.00	0.00	0.00	0.00	0.00	0.00	0.00
	MEHAR	369.67	366.99	316.58	238.84	330.66	310.12	1932.86
	SOFIYA					442.14	432.54	
	<b>SUB TOTAL</b>	<b>369.67</b>	<b>366.99</b>	<b>316.58</b>	<b>238.84</b>	<b>772.80</b>	<b>742.66</b>	<b>1932.86</b>
<b>PEL</b>	BADAR	563.73	561.36	540.45	555.76	536.02	554.70	3312.02
	BLOCK-22	340.49	332.25	320.35	343.41	323.07	338.15	1997.72
	<b>SUB TOTAL</b>	<b>904.22</b>	<b>893.61</b>	<b>860.80</b>	<b>899.17</b>	<b>859.09</b>	<b>892.85</b>	<b>5309.74</b>
<b>POGC</b>	REHMAN	317.26	469.89	517.75	568.33	584.96	561.53	3019.72
	RIZQ	371.78	346.47	278.29	370.36	381.28	365.94	2114.12
	<b>SUB TOTAL</b>	<b>689.04</b>	<b>816.36</b>	<b>796.04</b>	<b>938.69</b>	<b>966.24</b>	<b>927.47</b>	<b>5133.84</b>

Contd.

## 3.2 Production of Natural Gas

Unit:(MCFT)

COMPANY	Field	Jul,17	Aug,17	Sep,17	Oct,17	Nov,17	Dec,17	Cumulative Total from July 2017
<b>PUNJAB</b>								
	TOTAL	82213.45	80422.58	75717.45	77713.85	78495.47	82444.84	474540.01
<b>KHYBER .P.K</b>								
OGDCL	CHANDA	87.14	80.89	82.09	113.87	111.46	110.30	585.75
	NASHPA	2976.26	2950.13	2842.00	2733.37	2487.33	1682.42	15671.51
	MELA	215.54	209.42	200.29	207.48	201.33	201.91	1235.97
	SUB TOTAL	3278.94	3240.44	3124.38	3054.72	2800.12	1994.63	17493.23
MOL	MAKORI	15.24	21.07	18.89	22.89	21.66	48.54	148.29
	MAKORI EAST	2627.91	2627.82	2074.79	2569.04	2487.51	2225.22	14612.29
	MAKORI DEEP	169.64	222.17	187.11	216.40	206.66	58.21	1060.19
	MARDANKHEL	1204.33	1274.57	1064.89	1230.44	1176.41	672.95	6623.59
	MAMIKHEL	651.94	791.43	746.46	753.50	716.34	715.85	4375.52
	MANZALAI	894.01	1013.30	951.83	1004.88	4213.14	4233.21	12310.37
	MARAMZAI	3690.89	3987.43	3788.60	4320.01	907.90	913.19	17608.02
	TOLANG					0.00	240.52	240.52
	TOLANJ WEST					0.00	305.95	305.95
	SUB TOTAL	9253.96	9937.79	8832.57	10117.16	9729.62	9413.64	56738.27
	TOTAL	12532.90	13178.23	11956.95	13171.88	12529.74	11408.27	74231.50
<b>BALUCHISTAN</b>								
OGDCL	LOTI	838.36	837.02	825.13	833.62	806.61	782.46	4923.20
	PIRKOI	243.60	230.50	219.10	232.46	234.90	236.20	1396.76
	UCH	12047.70	12308.74	10884.00	9311.27	12060.13	13118.62	69730.46
	SUB TOTAL	13129.66	13376.26	11928.23	10377.35	13101.64	14137.28	76050.42
MPCL	ZARGHUM SOUTH	478.75	474.78	480.06	543.34	513.92	535.60	3026.45
	SUB TOTAL	478.75	474.78	480.06	543.34	513.92	535.60	3026.45
PPL	SUI	13107.00	13027.00	12563.00	12933.00	12434.97	12918.00	76982.97
	SUB TOTAL	13107.00	13027.00	12563.00	12933.00	12434.97	12918.00	76982.97
	TOTAL	26715.41	26878.04	24971.29	23853.69	26050.53	27590.88	156059.84
	GRAND TOTAL	126216	125233	116541	118893	122100	126619	732273

### 3.3 Company wise Production of Crude Oil and Natural Gas for the Month of December, 2017

Name of Company	Crude Oil (US Barrels)	Number of Oil Fields	% Share in Total Production	Natural Gas (MCFt)	Number of Gas Fields	% Share in Total Production
OGDCL	1103546	45	41.55	36033.28	45	28.46
PPL	272860	8	10.27	23957.00	9	18.92
MPCL	71463	8	2.69	22344.08	8	17.65
OPPL	10497	1	0.40	2203.30	1	1.74
UEPL	452348	57	17.03	17700.25	73	13.98
Eni(Pak)	7615	3	0.29	7069.94	3	5.58
OMV	1583	2	0.06	4320.00	4	3.41
OMV Maurice	51166	1	1.93	742.66	1	0.59
OPL	15426	3	0.58	176.42	3	0.14
POL	80742	9	3.04	570.08	6	0.45
Dewan	1769	1	0.07	268.04	1	0.21
MOL	586790	7	22.09	9413.64	7	7.43
PEL	-	-	-	892.85	2	0.71
POGC	-	-	-	927.47	2	0.73
Total	2655805	145	100	126619	165	100

### 3.4 Province wise Production of Crude Oil and Natural Gas for the Month of December, 2017

Province	Crude Oil (US Barrels)	Number of Oil Fields	% Share in Total Production	Natural Gas (MCFt)	Number of Gas Fields	% Share in Total Production
Punjab	532971	29	20.1	5175.0	26	4.1
Sindh	1046378	103	39.4	82444.8	124	65.1
KPK	1072497	10	40.4	11408.3	10	9.0
Balochistan	3959	3	0.1	27590.9	5	21.8
Total	2655805	145	100.0	126619	165	100.0

Source: Directorate General of Petroleum concession  
M/O Petroleum & Natural Resources Islamabad.

## 3.5 Production of Crude Oil, Natural Gas and Electricity

Year / Month	Crude Oil (000 Barrels)	Natural Gas (MCFT)	Total ( Elec. Gen. in (GWH)	Nuclear	Hydel	Thermal	Alternate Energy
2012-13	27841	1505839	100024	4553	30398	65067	6
2013-14	31585	1493686	108142	5090	32210	70577	265
2014-15	34490	1465758	110095	5804	32867	70644	780
2015-16	31652	1481551	115481	4602	34573	74752	1554
2016-17	32269	1471854	123715	6658	32039	81832	3186
2016 Dec	3007	127045	8126	1621	5891*	93*	521
2017 Jan	3005	126529	7196	508	5924*	97*	667
Feb	2629	115553	7444	1463	5226*	99*	656
Mar	2818	126047	8440	1262	6347*	102*	729
Apr	2766	116561	9757	1979	7117*	143*	518
May	2567	123389	12174	3290	8140*	186*	558
Jun	2743	121836	11818	3483	7588*	194*	553
Jul	2807	126216	12029*	524	3853	7391	261
Aug	2755	125233	11651*	80	4187	7144	240
Sep	2498	116541	9955*	88	4118	5569	180
Oct	2730	118893	8564*	276	2420	5744	124
Nov	2825	122103	5763*	72	2179	3386	126
Dec	2656	126619	6206*	51	1205	4764	186

\* = Provisional

Source i) Directorate General of Petroleum concession  
M/O Petroleum & Natural Resources Islamabad  
ii) Electricity Generating Establishments

## 3.6 Mineral Production

(Thousand Tonnes)

Year / Month	Arg Clay	Coal	Gypsum	Lime Stone	Marble	Rock Salt	Silica Sand	
2012-13	4513	2813	1250	38932	2360	2160	356	
2013-14	4935	3340	1326	38787	2920	2220	298	
2014-15	5097	3408	1417	40470	2816	2136	268	
2015-16	5327	3749	1872	48297	4749	3553	396	
2016-17	5954	3954	2080	52144r	4904	3534	337	
2016	Dec	580	285	190	4588	371	306	25
2017	Jan	531	348	161	4066	329	307	31
	Feb	541	348	174	4023	496	308	29
	Mar	495	344	148	4041	529	320	22
	Apr	465	428	156	5143	485	248	22
	May	525	356	153	5645	550	333	22
	Jun	443	271	198	4787	317	282	26
	Jul	410	207r	182	4628r	331r	309	20
	Aug	473	272r	198	4889r	491r	340	19
	Sep	494	268r	155	5828r	387r	306	26
	Oct	556	410r	175	5333r	627r	302	26
	Nov	576	457	251	6341	682	275	28
	Dec	544	308*	270*	5779*	371*	162*	41*

\* = Provisional

Contd.

## 3.6 Mineral Production

(Tonnes)

Year / Month	Barytes	Bauxite	Bentonite	Calcite	Chalk	China Clay	Copper Ore	Copper Blister	Chromite	Dolomite	Emerald (Unit: Gram)	Feldspar	Fire Clay	
2012-13	118471	25288	26077	550	810	22917	---	12285	136443	335819	695	38218	454645	
2013-14	133658	31156	40374	562	1005	16191	2919	8930	85585	720633	923	92672	465251	
2014-15	118773	24689	23283	1694	515	18956	173	6718	101762	222378	3152	38568	404945	
2015-16	157858	57024	41506	1610	231	21683	0	2389	69333	716611	3105	316289	550977	
2016-17	91711	75375	42770r	4448	0	28670	1065	20	105238	301124r	2293	273468	584478	
2016	Dec	1211	11152	3275	592	N.R	2971	50	---	12613	14719	282	32974	60914
2017	Jan*	22215	5950	4387	612	N.R	2796	90	---	7337	12865	198	21847	45151
	Feb*	19868	4593	5316	846	N.R	1692	364	---	7535	19853	127	26761	58194
	Mar	3205	1484	5392	270	N.R	2396	235	20	11794	23448	283	30928	57166
	Apr	7251	3971	4588	162	N.R	2033	61	0	9375	39421	300	22874	54670
	May	11052	3120	3794	540	N.R	2095	151	0	5597	15604	337	25210	61535
	Jun	8647	5414	1785	450	N.R	1361	0	0	2793	17827	192	32956	53759
	Jul	7938r	625	1018	576	0	735	0	0	3371r	31152	0	167	45140
	Aug	5743r	5810	1551	684	0	1896	0	0	10195r	33644	156	196	50703
	Sep	2248r	6293	2903	0	0	1549	0	0	5875r	37031	174	60	46413
	Oct	3584r	19139	11487	0	0	2013	87	0	9948r	35588	0	0	70056
	Nov	348	18243	20504	0	0	989	800	0	9488	21792	339	0	55099
	Dec	1211*	28895*	17409*	0	0	971*	50*	0	7467*	10098*	282*	0	59022*

\* = Provisional

---= Data not supplied by the respective Mines

Contd.



## 3.6 Mineral Production

(Tonnes)

Year	Month	Flourite	Fullers Earth	Iron ore	Laterite	Magnesite	Magnese	Ocher	Ord Sand/Bajri Sand	Ordinary Stone	Quartz crystal, (Quartz +Quartzite)	Soap Stone	Sulphur
2012-13		13344	4259	408604	328067	6705	290	37769	2141	4890	67107	93214	20610
2013-14		7500	6397	197074	448898	3770	5712	32634	3500	2895	92267	89022	35672
2014-15		5962	8005	328915	427129	4581	4890	33909	2490	2155	38117	116223	19730
2015-16		9494	13740	432156	715668	35228	70	68352	16068	630	90588	115648	14869
2016-17		2263	18185 r	501664	643405 r	19656	1220	86080	51946 r	32572	98909	152279	23740
2016	Dec	340	581	36683	50892	1444	928	7383	4650**	5792	8985	16294	2457
2017	Jan*	100	707	50317	25224	1603	0	6042	100**	5780	8662	12851	2338
	Feb*	240	362	45627	58629	1524	82	4219	100**	10960	9717	20631	2083
	Mar	420	281	59075	60069	1344	51	7499	2900**	10040	11037	16199	2063
	Apr	117	666	46958	82917	2229	0	5902	2900**	0	7605	14208	2103
	May	125	1399	36932	59812	1468	0	5300	---	0	9153	13684	2183
	Jun	198	209	31955	47982	1732	0	5831	---	0	3575	15062	2103
	Jul	388r	2068	22182r	44350r	1118r	0	2500	3830	0	5753r	12017r	1778
	Aug	231r	1222	35303r	48716r	1688r	0	5946	2680	0	3693r	7757r	2213
	Sep	82r	475	37801r	56734r	1379r	0	4811	0	0	5708r	10213r	720
	Oct	22r	733	60975r	60868r	2549r	0	6636	3600	0	9829r	9392r	959
	Nov	0	161	62618	43328	1730	0	5623	3600	0	9364	9176	2083
	Dec	340*	214*	57178*	90501*	1444*	0	11470*	4650*	0	8985*	16294*	2161*

\* = Provisional

\*\*= Average Monthly Data supplied by the source agency.

Source: Provincial Directorates of Mines &amp; Minerals Punjab, Sindh, KPK, Balochistan &amp; FATA.

## 4. HEALTH

### 4.1(a) Monthly Immunization Coverage Number of doses administered ( 0-11 months )children during 2017

Month(s)	BCG	OPV-0	OPV-1	OPV-2	OPV-3	IPV
Jan	549150	454966	508222	471953	455859	398382
Feb	513662	447260	513902	479653	433714	386151
Mar	508286	430064	512079	490546	464080	417607
Apr	478434	407154	473759	466315	461962	399586
May	489528	409984	477655	465372	471084	422353
Jun	458690	405270	421532	405241	411213	354341
Jul	592641	488145	523258	464859	471117	403610
Aug	567320	461427	513102	471736	452017	416464
Sep	546840	477633	491319	449257	434865	394054
Oct	574071	486416	539693	487827	467404	431488
Nov	546629	482126	521585	487290	462466	407067
Dec	531281	470204	505041	478385	469376	444401
<b>Total</b>	<b>6356532</b>	<b>5420649</b>	<b>6001147</b>	<b>5618434</b>	<b>5455157</b>	<b>4875504</b>

---

 Contd.

**4.1(a) Monthly Immunization Coverage**  
**Number of doses administered ( 0-11 months )children during 2017**

Month(s)	Pentava- lent-1	Pentava- lent-2	Pentava- lent-3	Pneumo-1	Pneumo-2	Pneumo-3	Measles-1
Jan	514116	475269	458325	513820	475313	458280	432329
Feb	513562	479421	462110	513618	479036	462110	442972
Mar	517284	497530	464068	516888	490041	463391	464675
Apr	473076	464885	461253	472343	464476	460339	469770
May	476749	464093	470445	476599	464469	470227	489752
Jun	420528	405044	410922	420455	404559	410562	470244
Jul	523335	464687	471723	522272	464556	470706	522667
Aug	513111	471714	451500	513771	471766	451911	490847
Sep	490491	448638	424307	489983	448578	434507	439272
Oct	540658	487576	467270	539879	487337	467011	487255
Nov	521434	487031	461942	519782	486966	461873	448315
Dec	504628	479121	468095	495034	467960	459719	448378
<b>Total</b>	<b>6008972</b>	<b>5625009</b>	<b>5471960</b>	<b>5994444</b>	<b>5605057</b>	<b>5470636</b>	<b>5606476</b>

---

Source : National Institute of Health, Islamabad.

**4.1(b) Monthly Immunization Coverage**  
**Number of doses administered (12-23 Months ) children during 2017**

Month	BCG	OPV-1	OPV-2	OPV-3	Pentava- lent-1	Pentava- lent-2	Pentava- lent-3	Pneumo-1	Pneumo-2	Pneumo- 3	Measles-2
Jan	0	622	439	423	622	439	423	0	0	0	348044
Feb	0	1251	1023	945	1251	1023	745	0	0	0	379217
Mar	0	784	639	625	784	639	625	0	0	0	405489
Apr	0	955	632	664	955	632	664	0	0	0	418808
May	0	1098	1002	951	1098	1002	951	0	0	0	417277
Jun	0	649	522	614	649	522	614	0	0	0	369785
Jul	0	774	665	612	774	665	612	1098	1002	951	415702
Aug	0	828	704	667	752	673	662	752	715	677	403281
Sep	0	0	0	0	0	0	0	0	0	0	363883
Oct	98	1031	904	810	1031	904	810	0	0	0	406600
Nov	0	0	0	0	0	0	0	0	0	0	388928
Dec		231	264	388	231	264	388	0	0	0	393875
<b>Total</b>	<b>98</b>	<b>8223</b>	<b>6794</b>	<b>6699</b>	<b>8147</b>	<b>6763</b>	<b>6494</b>	<b>1850</b>	<b>1717</b>	<b>1628</b>	<b>4710889</b>

BCG = Bacillus of Chalmette and Guerin  
 OPV = Oral Polio Vaccine

Source : National Institute of Health, Islamabad.

**4.1( c ) Monthly Immunization Coverage  
Number of TT doses administered to women during 2017**

MONTH	Pregnant Women					Childbearing age women				
	TT1	TT2	TT3	TT4	TT5	TT1	TT2	TT3	TT4	TT5
Jan	353096	306015	16121	4177	2264	15002	9673	7458	2386	1374
Feb	374085	312302	15758	3965	2264	16249	11003	8026	2531	1428
Mar	404495	336833	17229	4672	2567	19971	12155	9936	2728	1518
Apr	395576	333058	16375	4142	2228	14668	10083	8648	2460	1301
May	411568	339787	16478	4769	2464	16972	11855	9083	2772	1435
Jun	355095	313557	14206	3511	1920	13926	10202	8262	2034	1103
Jul	454908	352194	18236	4502	2311	21770	9944	10611	2846	1329
Aug	428561	367115	16308	4957	2485	20089	13102	8782	2558	1258
Sep	384304	343300	14646	3936	2004	13441	10075	8619	2636	1269
Oct	393379	337705	15607	4415	2402	14943	8762	8773	2534	1163
Nov	376212	332271	15415	4202	2050	13274	10084	8284	2530	1311
Dec	372362	328841	15279	4710	2510	13810	8836	8044	2563	1166
<b>Total</b>	<b>4703641</b>	<b>4002978</b>	<b>191658</b>	<b>51958</b>	<b>27469</b>	<b>194115</b>	<b>125774</b>	<b>104526</b>	<b>30578</b>	<b>15655</b>

TT = Tetanus Toxioid

Source : National Institute of Health, Islamabad.

### 4.2 Monthly Report on HIV Treatment Centres August, 2017

S. No	Centre Name	Male		Female		Children		Transgender		Total	Total on ART
		Total	On ART	Total	On ART	Total	On ART	Total	On ART		
<b>Federal</b>											
1	PIMS, Islamabad	2317	1152	414	300	53	41	15	10	2799	1503
<b>Punjab</b>											
2	CMH, Rawalpindi	65	65	0	0	0	0	0	0	65	65
3	Mayo Hospital, Lahore	1218	890	122	88	6	1	38	16	1384	995
4	Services Hospital, Lahore	380	269	151	119	0	0	1	1	532	389
5	Peaditric Unit, Services Hospital, Lahore	0	0	0	0	302	204	0	0	302	204
6	Shaukat Khanum Hospital, Lahore	303	274	197	168	16	5	0	0	516	447
7	Jinnah Hospital, Lahore	1340	817	288	184	0	0	57	33	1685	1034
8	DHQ Hospital, Sargodha	652	259	82	49	17	8	0	0	751	316
9	DHQ Hospital, D.G Khan	1987	1631	431	337	70	70	5	3	2493	2041
10	Allied Hospital, Faisalabad	1439	1240	164	154	0	0	4	4	1607	1398
11	Aziz Bhatti Hospital, Gujrat	930	638	371	298	0	0	1	0	1302	936
12	Civil Hospital, Multan	226	226	34	34	0	0	1	1	261	261
13	B B Shaheed Hospital, Rawalpindi	183	57	6	3	0	0	6	1	195	61
14	DHQ Hospital, Sheikupura	31	31	6	6	0	0	1	1	38	38
15	Sheikh Zayed Hospital, R Y Khan	160	127	23	22	4	4	0	0	187	153
<b>Sindh</b>											
16	Civil Hospital, Karachi	4609	2370	401	314	27	0	84	46	5121	2730
17	Peaditric Unit, Civil Hospital, Karachi	0	0	0	0	172	127	0	0	172	127
18	Indus Hospital, Karachi	624	424	104	92	0	0	12	9	740	525
19	Aga Khan Hospital, Karachi	0	0	0	0	0	0	0	0	0	0
20	Chanka Medical College Hospital, Larkana	1386	1141	320	296	16	6	33	27	1755	1470
<b>Khyber Pakhtunkhwa</b>											
21	Hayatabad Medical Complex, Peshawar	2131	1663	667	544	121	75	22	22	2941	2304
22	KDA Hospital, Kohat	254	220	112	106	19	16	0	0	385	342
<b>Balochistan</b>											
23	Bolan Medical Complex, Quetta	243	148	28	22	9	5	0	0	280	175
24	ART Center, Turbat	426	291	100	80	16	11	6	3	548	385
<b>Total</b>		<b>20904</b>	<b>13933</b>	<b>4021</b>	<b>3216</b>	<b>848</b>	<b>573</b>	<b>286</b>	<b>177</b>	<b>26059</b>	<b>17899</b>

Source:- National Aids Control Programme, NIH, Islamabad

## 4.3(a) Register Veterinary Medical Practitioner With PVMC- 2017

RVMP Registration for the year of 2017	Male	Female	D.V.M	M.Sc	M.Phil	Ph.D	Total
Jan	161	20	181	Nil	Nil	Nil	181
Feb	37	1	38	Nil	Nil	Nil	38
Mar	27	0	27	Nil	Nil	Nil	27
Apr	29	2	31	Nil	Nil	Nil	31
May	8	Nil	8	Nil	Nil	Nil	8
Jun	72	6	78	Nil	Nil	Nil	78
Jul	75	11	86	Nil	Nil	Nil	86
Aug	158	31	189	Nil	Nil	Nil	189
Sep	37	3	40	Nil	Nil	Nil	40
Oct	114	16	130	Nil	Nil	Nil	130
Nov	162	20	182	Nil	Nil	Nil	182
Dec	76	8	84	Nil	Nil	Nil	84
<b>Total</b>	<b>956</b>	<b>118</b>	<b>1074</b>	<b>Nil</b>	<b>Nil</b>	<b>Nil</b>	<b>1074</b>

Total RVMP Registered since 1<sup>st</sup> January 2017 to 31<sup>st</sup> October 2017=808  
Total RVMP Registered since 30<sup>th</sup> May 2000 to 31<sup>st</sup> October 2017= 12074

Source:- Pakistan Veterinary Medical Council, Islamabad.

## 4.3(b) Registered Animal Husbandry Graduate With PVMC- 2017

RVMP Registration for the year of 2016	Male	Female	B.Sc. (Hons) A.H	M.Sc.	Ph.D	Total
Jan	Nil	Nil	Nil	Nil	Nil	Nil
Feb	Nil	Nil	Nil	Nil	Nil	Nil
Mar	Nil	Nil	Nil	Nil	Nil	Nil
Apr	3	Nil	1	2	Nil	3
May	Nil	Nil	Nil	Nil	Nil	Nil
Jun	Nil	Nil	Nil	Nil	Nil	Nil
Jul	3	Nil	1	1	1	3
Aug	Nil	Nil	Nil	Nil	Nil	Nil
Sep	1	Nil	1	Nil	Nil	1
Oct	1	Nil	1	Nil	Nil	1
Nov	2	Nil	1	1	Nil	2
Dec	1	Nil	Nil	1	Nil	1
<b>Total</b>	<b>11</b>	<b>Nil</b>	<b>5</b>	<b>5</b>	<b>1</b>	<b>11</b>



**4.4 Tuberculosis Report (FTI)**  
(Jul-Sep., 2017)

Provinces/Regions	TB Cases B+ (N+R)	CDR B+	TB All Types			CDR Total	% Treatment Success Rate* (TSR)
			Male	Female	Total		
Punjab	22018	61	29707	27584	57291	84	NA
Sindh	8582	53	10828	9406	20234	66	NA
K.P.K	3477	37	5836	5736	11572	66	NA
Balochistan	1131	31	1230	1529	2759	40	NA
F.A.T.A	367	23	634	620	1254	41	NA
Gilgit Baltistan	65	14	369	392	761	86	NA
AJK	567	29	742	757	1499	41	NA
ICT	148	35	274	274	548	69	NA
Pakistan	36355	52	49620	46298	95918	73	NA

CDR : Case Deduction Rate  
 B+ Bacteriologically positive N+ New Case  
 R: Replapse Cases \* Available One Year Lag

Source: National TB Control Programme NIH, Islamabad.

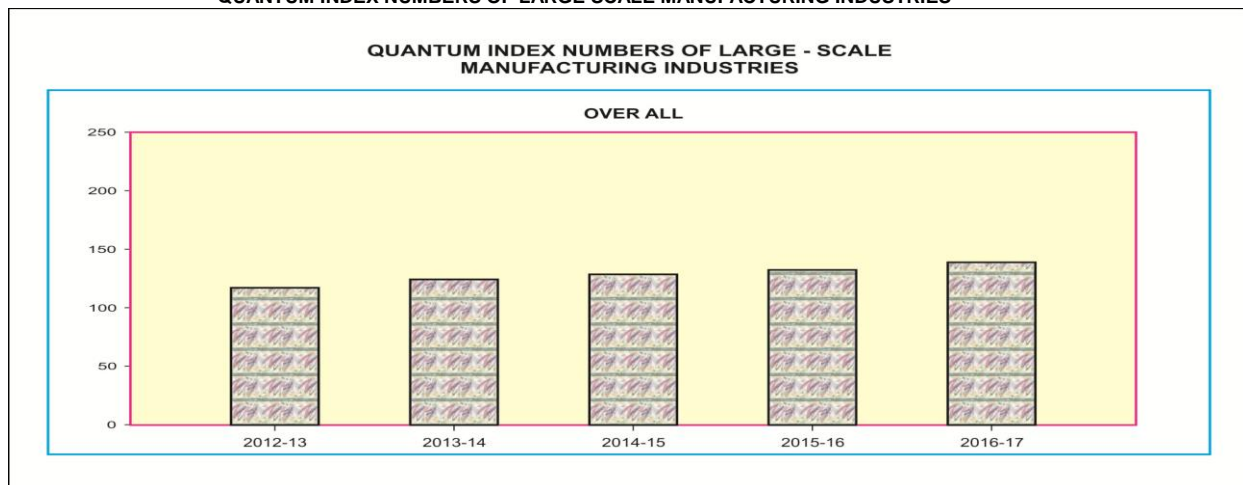
## 5. MANUFACTURING

### 5.1 Quantum Index Numbers of Large-Scale Manufacturing Industries

Year/month	Manufacturing (Over all)	Selected Items						
		Vegetable Ghee	Tea Blended	Cigarettes	Cotton Yarn	Cotton Cloth	Jute Goods	Paper & Board
(2005-06=100)								
2012-13	117.35	98.88	141.83	105.05	120.16	113.86	98.39	135.35
2013-14	123.68	102.92	160.00	100.54	130.52	114.64	97.34	150.82
2014-15	127.87	102.88	184.39	97.71	131.94	114.73	90.32	150.24
2015-16	132.00	107.97	216.69	83.45	133.73	114.98	52.99	150.24
2016-17	139.39	113.88	236.05	53.54	134.62	115.44	57.31	144.07
2017 Jan	155.12	117.06	208.34	41.89	135.20	115.84	72.94	151.62
Feb	158.32	111.90	252.83	53.55	135.29	115.91	73.73	148.29
Mar	173.95	114.35	258.74	46.64	135.46	116.17	81.36	155.80
Apr	143.60	109.67	223.91	66.78	134.29	114.60	75.09	149.81
May	135.41	116.85	247.08	36.30	134.52	115.11	73.25	150.99
Jun	127.45	139.97	222.84	77.74	134.31	114.28	59.47	147.92
Jul	134.32	117.33	221.85	101.93	134.13	115.59	67.30	143.79
Aug	139.78	117.94	230.91	95.42	134.27	115.26	69.20	143.55
Sep	131.18	110.83	193.72	72.54	134.38	115.80	59.24	146.65
Oct	138.52	108.01	160.62	97.76	134.60	115.64	68.64	144.06
Nov	130.24	101.82	176.55	91.27	134.51	115.38	69.45	142.52
Dec	148.35	80.02	368.34	83.80	135.02	155.51	76.02	158.93
2018 Jan	142.05	90.79	221.17	96.99	135.21	115.88	79.64	161.27

Source:- (i) Provincial Bureaux of Statistics  
(ii) Ministry of Industries

#### QUANTUM INDEX NUMBERS OF LARGE SCALE MANUFACTURING INDUSTRIES



Contd.

## 5.1 Quantum Index Numbers of Large-Scale Manufacturing Industries

Year/month	Selected Items					
	Cement	Auto Mobile	Fertilizers			
			Nit Fertilizer	Phos Fertilizer	Total	
(2005-2006=100)						
2012-13	167.29	93.54	88.40	133.94	92.49	
2013-14	169.24	91.15	104.81	137.52	107.75	
2014-15	173.37	112.59	108.90	150.60	112.66	
2015-16	190.86	130.74	125.14	160.00	128.28	
2016-17	199.42	145.41	127.03	164.74	130.42	
2017	Jan	190.76	157.21	102.75	74.43	100.2
	Feb	198.77	152.17	109.24	159.43	113.76
	Mar	226.31	162.99	139.80	184.03	143.78
	Apr	215.84	155.27	113.68	158.17	117.69
	May	210.34	166.57	142.49	185.06	146.32
	Jun	171.36	120.31	128.96	175.21	133.13
	Jul	198.25	167.23	128.79	169.73	132.48
	Aug	221.40	178.21	134.02	184.51	138.56
	Sep	183.58	165.72	111.43	169.52	116.66
	Oct	238.59	180.45	99.14	168.17	105.35
	Nov	234.45	164.56	108	164.08	113.04
	Dec	223.59	156.52	121.76	151.45	124.43
2018	Jan	235.55	185.4	115.40	89.89	113.10

Source: (i) Provincial Bureau of Statistics  
(ii) M/o. Industries & Production

## 5.2 Production of Manufacturing Items

Year / Month	Vegetable Ghee (i)		Sugar (i)		Tea Blended (ii)		
	No. of reporting factories	Production (Tonnes)	No. of reporting factories	Production (Tonnes)	No. of reporting factories	Production (Tonnes)	
2012-13	87	1138754	78	5073501	5	90201	
2013-14	87	1185215	78	5582353	5	101758	
2014-15	87	1184760	78	5149776	5	117270	
2015-16	87	1244720	78	5114899	5	137818	
2016-17	94	1310885	84	7048558	10	149091	
2017	Jan	94	112346	84	1483452	10	11042
	Feb	94	107388	84	1507008	10	13400
	Mar	94	109737	84	2001381	10	13713
	Apr	94	105245	84	568227	10	11867
	May	94	112136	84	74685	10	13095
	Jun	94	134332	84	4248	10	11811
	Jul	94	112605	84	0	10	11758
	Aug	94	113187	84	0	10	12238
	Sep	94	106365	84	0	10	10267
	Oct	94	103654	84	0	10	8513
	Nov	94	97714	84	40000	10	9357
	Dec	94	76793	84	843165	10	19522
2018	Jan	94	87129	84	1745394	10	11722

Contd.

## 5.2 Production of Manufacturing Items

Year/month	Beverages (i)		Cigarettes (ii)		
	No. of reporting factories	Production (000 litres)	No. of reporting factories	Production (Million Nos.)	
2012-13	53	2078683	14	67377	
2013-14	53	2551646	14	64482	
2014-15	48	2955748	7	62667	
2015-16	48	3097646	7	53522	
2016-17	48	3471648	7	34342	
2017	Jan	48	235389	7	2239
	Feb	48	259098	7	2862
	Mar	48	269366	7	2493
	Apr	48	302888	7	3569
	May	48	330541	7	1940
	Jun	48	328751	7	4155
	Jul	48	373998	7	5448
	Aug	48	396387	7	5100
	Sep	48	341899	7	3877
	Oct	48	544523	7	5225
	Nov	48	165267	7	4878
	Dec	48	131955	7	4479
2018	Jan	48	185362	7	5184

\* In the new base 2005-06 Beverages has been replaced by soft drinks, juices, syrups and squashes and liquors.

Source: (i) Provincial Bureaus of Statistics  
(ii) M/o. Industries & Production

Contd.

## 5.2 Production of Manufacturing Items

Year/Month	No. of reporting factories	Cotton Textiles (Mills sector)												
		Capacity installed			Capacity worked			Spindle hours worked (Mn. No.)	Looms hours worked (Mn.No.)	Rotors hours worked (Mn.No.)	Consumption of Raw Cotton (Tonnes)	Total Yarn Production (Tonnes)	Surplus Yarn (Tonnes)	Total Production of Cloth(000) (Sq.m)
		No. of Spindles (000)	No. of Looms (000)	No. of Rotors (000)	No. of Spindles (000)	No. of Looms (000)	No. of Rotors (000)							
2012-13	447	11945958	7723	213892	10871886	4899	150034	6425.1	1.95	41.29	-	3059976	2960.87	1029090
2013-14	411	13184340	7934	185387	10998890	5890	125420	6601.98	1.96	41.29	-	3323655	3222.13	1036100
2014-15	411	13184340	7934	185387	11057945	5234	113323	6559.47	2.00	41.03	-	3359978	3358.35	1036950
2015-16	408	13409420	8188	187259	11263025	5488	115041	78548.5	27.99	567.57	-	3415339	3301.64	1039183
2016-17	408	13409420	9084	198801	11338265	6384	126583	77213.15	29.68	596.30	-	3428048	3312.17	1043290
2017 Jan	408	13409420	8665	198801	11288105	5968	126583	6631.34	2.57	52.72	-	286900	277.5	87250
Feb	408	13409420	8728	198801	11288105	6037	126583	5989.59	2.34	47.62	-	287100	277.7	87300
Mar	408	13409420	8800	198801	11288105	6106	126583	6596.06	2.63	52.72	-	287450	278.05	87500
Apr	408	13409420	8872	198801	11288105	6175	126583	6417.42	2.57	51.02	-	284975	275.58	86315
May	408	13409420	8944	198801	11288105	6244	126583	6638.39	2.69	52.72	-	285460	276.06	86700
Jun	408	13409420	9014	198801	11288105	6384	126583	6424.25	2.66	51.02	-	285025	275.63	86075
Jul	408	13409420	9014	198801	11263025	5554	115041	6475.39	2.36	47.30	9706	284640	274.93	87060
Aug	408	13409420	9014	198801	11263025	5623	116964	6545.71	2.39	48.09	9696	284935	275.23	87085
Sep	408	13409420	9014	198801	11263025	5692	118887	6334.56	2.34	47.3	9720	285175	275.45	87215
Oct	408	13409420	9014	198801	11263025	5761	120810	6545.71	2.45	49.62	9786	285630	275.89	87100
Nov	408	13409420	9014	198801	11263025	5830	122733	6334.56	2.4	48.83	9718	285450	276.36	86900
Dec	408	13409420	9014	198801	11263025	5899	124656	6545.71	2.51	51.25	9720	286535	256.81	87000
2018 Jan	408	13409420	9014	198801	11263025	5968	126583	6334.56	2.54	52.04	9725	286925	277.20	87275

Source: Textile Commissioner Organization Karachi.

## 5.2 Production of Manufacturing Items

Year / Month	Cotton Cloth (Mills Sector) (Thousand square metres)															Grand Total
	Fine					Medium					Coarse					
	Grey	Blea-ched	Dyed & Printed	Blend-ed	Total	Grey	Blea-ched	Dyed & Printed	Blend-ed	Total	Grey	Blea-ched	Dyed & Printed	Blend-ed	Total	
2012-13	330442	41820	85695	40890	498847	119658	53870	173116	4551	351195	115010	34699	23524	5815	179048	1029090
2013-14	331866	42582	88206	41322	503976	122718	55810	172038	6834	357400	116574	30150	18442	9558	174724	1036100
2014-15	331986	42702	88326	41442	504456	122838	55834	172146	7266	358084	116706	29154	18058	10492	174410	1036950
2015-16	332500	43042	88491	41699	505732	123095	55999	172216	7353	358663	116821	29281	18167	10537	174806	1039201
2016-17	334305	40579	36469	3948	500470	123823	55673	173343	6711	359550	117627	28629	17438	13062	187395	1043289
2017 Jan	28074	3579	7439	3501	42593	10346	4628	14475	581	30030	9900	2445	1470	812	14627	87250
Feb	28160	3626	7456	3518	42760	10363	4650	14446	564	30023	9870	2413	1449	785	14517	87300
Mar	28247	3643	7473	3545	42908	10380	4672	14469	581	30102	9887	2435	1470	698	14490	87500
Apr	28130	3576	7406	3467	42579	10263	4550	14346	464	29623	9770	2313	1389	641	14113	86315
May	28247	3459	7523	3584	42813	10380	4672	14369	447	29868	9746	2291	1368	614	14019	86700
Jun	28130	3402	7466	3526	42524	10343	4620	14316	430	29707	9709	2239	1327	567	13842	86075
Jul	27952	3266	7082	3126	41426	10169	4488	14324	478	29459	10245	2827	1924	1179	16175	87060
Aug	27981	3261	7077	3119	41438	10174	4488	14323	482	29467	10251	2828	1926	1175	16180	87085
Sep	28022	3268	7084	3126	41500	10188	4497	14331	495	29511	10262	2834	1933	1175	16204	87215
Oct	28034	3246	7062	3103	41445	10181	4485	14318	488	29472	10262	2829	1929	1163	16183	87100
Nov	28077	3255	7071	3114	41512	10294	4463	14295	471	29523	10274	2836	1937	1163	16210	87250
Dec	28073	3217	7032	3076	41398	10275	4440	14271	453	29439	10267	2824	1926	1146	16163	87000
2018 Jan	28132	3241	7056	3100	41529	10301	4461	14291	479	29532	10285	2837	1938	1154	16214	87275

Source: Textile Commissioner's Organization, Karachi.

Contd.

## 5.2 Production of Manufacturing Items

Year / month	No. of reporting factories	Jute Textiles									
		Capacity installed		Capacity worked		Production (Tonnes)				Raw Jute consumed (Bales)	
		No. of Spindles	No. of Looms	No. of Spindles	No. of Looms	Total	Hessian	Sacking	Others		
2012-13	10	36172	1851	25085	972	94087	15960	67138	10989	44661	
2013-14	10	36392	1755	23759	974	102820	12748	77188	12884	57118	
2014-15	10	24544	1092	20607	847	94392	13126	64840	16426	40107	
2015-16	10	24272	1134	8186	569	55377	13473	30027	11877	33205	
2016-17	10	24272	1138	12917	711	59890	9466	36785	13639	91773	
2017	Jan	10	24272	1138	13902	701	6352	822	3973	1557	59542
	Feb	10	24272	1138	13944	746	6421	731	4419	1271	83673
	Mar	10	24272	1138	13794	725	7085	683	5262	1140	93979
	Apr	10	24272	1138	13228	710	6539	584	4936	1019	110397
	May	10	24272	1138	13435	725	6379	738	4688	953	120620
	Jun	10	24272	1138	12917	711	5179	767	3459	953	91773
	Jul	10	24272	1138	12649	696	5861	889	3707	1265	96417
	Aug	10	24272	1138	13450	643	6026	979	3790	1257	87566
	Sep	10	24272	1138	13566	712	5159	833	3008	1318	69522
	Oct	10	24272	1138	13845	739	5978	1011	3442	1525	72561
	Nov	10	24272	1138	14095	750	6048	1034	3313	1701	75148
	Dec	10	24272	1138	14081	763	6620	791	4463	1366	86181
2018	Jan	-	-	-	-	-	6936	831	4975	1130	-

Source: Pakistan Jute Mills Association, Lahore.

Contd.



## 5.2 Production of Manufacturing Items

Year/month	Paper		Paper Board		
	No. of reporting factories	Production (Tonnes)	No. of reporting factories	Production (Tonnes)	
2012-13	19	232361	12	381938	
2013-14	19	218655	12	465845	
2014-15	36	203994	21	415657	
2015-16	36	233146	21	376913	
2016-17	36	246915	21	406930	
2017	Jan	36	21822	21	35520
	Feb	36	22888	21	33194
	Mar	36	23093	21	35832
	Apr	36	20981	21	35679
	May	36	22662	21	34443
	Jun	36	22563	21	34467
	Jul	36	18731	21	37212
	Aug	36	17778	21	36602
	Sep	36	19945	21	34347
	Oct	36	21022	21	34361
	Nov	36	21716	21	32186
	Dec	36	21711	21	38397
2018	Jan	36	21962	21	39029

## 5.2 Production of Manufacturing Items

Year / month	Chemicals (Tonnes)					
	No. of reporting factories	Soda Ash (i)	Caustic Soda (i)	Sulphuric Acid (ii)	Chlorine Gas (ii)	
2012-13	2	366238	182869	89431	15495	
2013-14	2	409148	167465	85348	14960	
2014-15	2	437106	183952	70229	17355	
2015-16	2	468507	225250	75139	16397	
2016-17	2	479718	223893	55979	16316	
2017	Jan	2	42506	17760	3469	1500
	Feb	2	33550	19095	3728	1401
	Mar	2	38720	20764	5581	1399
	Apr	2	39552	20780	4152	1177
	May	2	41880	21052	4487	1124
	Jun	2	40067	21012	4073	1103
	Jul	2	39999	20459	4041	1172
	Aug	2	39998	19079	4048	1347
	Sep	2	35794	17392	3966	1364
	Oct	2	41682	19318	4132	1387
	Nov	2	40475	18301	3984	1432
	Dec	2	42082	26013	4751	1429
2018	Jan	2	42944	26122	3531	1459

Source:- (i) Provincial Bureaus of Statistics  
(ii) M/o. Industries & Production.

Contd.

## 5.2 Production of Manufacturing Items

Year/ month	Chemical Fertilizers (Tonnes) (i)						Paints & Varnishes Solid(ii)		Paints & Varnishes Liquid (ii)	
	No. of reporting factories	Urea	Super Phosphate	Ammonium Nitrate	Nitro Phosphate	DI.Amm. Phosphate	No. of reporting factories	Production (Tonnes)	No. of reporting factories	Production (000 Ltrs.)
2012-13	11	4215088	79304	401270	291922	729917	22	28048	20	40528
2013-14	11	4930283	87754	519104	447168	693142	22	37236	20	43077
2014-15	11	5073083	63583	569182	501901	754853	22	48631	20	54028
2015-16	11	5846881	89461	647351	594633	787578	22	53651	20	56563
2016-17	14	5846881	81649	664656	594633	802835	22	49173	20	49282
2017 Jan	14	403998	4744	41216	34314	24069	22	3629	20	4031
Feb	14	415413	4994	57681	50457	65694	22	3872	20	4151
Mar	14	534016	8249	72938	63041	73808	22	4284	20	4057
Apr	14	459052	4923	31508	28616	72023	22	4449	20	3809
May	14	548234	3147	63998	66965	73938	22	4409	20	4142
Jun	14	497243	2857	57562	60428	71847	22	4235	20	3725
Jul	14	501141	5775	53879	52152	69852	22	4254	20	3567
Aug	14	515008	6990	60500	65500	73859	22	4699	20	3867
Sep	14	433020	6909	45718	46164	71714	22	4071	20	3486
Oct	14	388379	7496	38533	34442	74481	22	3874	20	3610
Nov	14	422709	6279	44862	37436	71986	22	4092	20	3439
Dec	14	484372	5551	42762	37325	65437	22	3730	20	3171
2018 Jan	14	456909	5698	42153	35260	31073	22	3782	20	3532

Source: (i) Provincial Bureau of Statistics.  
(ii) M/o. Industries & Production.

Contd.

## 5.2 Production of Manufacturing Items

Year/Month	No. of Reporting Refineries	Petroleum Products (000 Ltrs.)											
		Jet Fuel	Kerosene	Motor Spirit	High Speed Diesel	Diesel Oil N.O.S.	Furnace Oil	Lubricating Oil	Jute Batching Oil	Solvent-Neptha	L.P.G.	Petroleum Products N.O.S.	Total Petroleum Products
2012-13	4	936028	179871	2056737	4583975	40041	2777820	224823	3489	898671	420457	272492	12394404
2013-14	4	995514	175699	2171499	5088237	60893	3041178	224608	2789	1008195	380597	279584	13428792
2014-15	4	1032079	218450	2195500	5327291	56827	3121192	209475	2666	1382571	382403	296135	1422589
2015-16	4	1080694	183786	2215728	5235662	34949	3079585	233192	1758	1242104	441357	410817	14159638
2016-17	4	1134864	161097	2517957	5466522	28770	3215366	216810	2596	1026183	501370	367459	14638994
2017 Jan	4	87485	19870	206593	408769	1858	250850	20989	172	80165	41041	19200	1136997
Feb	4	99681	8394	195017	429554	2605	249667	17296	306	86371	40922	22311	1152127
Mar	4	97638	11125	196467	399614	2818	223935	19518	336	95754	38819	30597	1116622
Apr	4	92595	13582	226775	484182	2589	263268	18204	290	84410	46224	34589	1266979
May	4	98990	15306	236322	487516	3456	269423	14675	203	85312	50686	38168	1300057
Jun	4	93354	12383	225000	474365	2963	279551	12471	296	76774	48031	34879	1260067
Jul	4	83838	14783	237000	474580	2149	283861	17210	161	88449	56285	33780	1291661
Aug	4	97125	11508	227532	569125	3413	357623	17952	266	124963	53828	36575	1499910
Sep	4	93744	12552	231287	527577	3115	316674	14994	117	99400	42207	30619	1372286
Oct	4	95991	14563	235875	575324	3114	359738	17693	294	123717	60817	38364	1524490
Nov	4	78450	10291	215441	445596	1160	231505	9831	221	68558	56958	43121	1161582
Dec	4	97850	12342	228671	400706	2245	207167	15932	313	77388	52415	43989	1139018
2018 Jan	4	96756	9110	234595	515687	2798	273406	17076	147	87903	57224	46643	1341346

Source:- Oil Companies Advisory Committee.

Contd.

## 5.2 Production of Manufacturing Items

Year/month	Manufacture/Assembly of Automobiles (Nos.) (i)							Bicycles (ii)		
	Cars	Jeeps (4x4)	Light commercial vehicles	Trucks	Buses	Motor Cycles	Tractors	No. of reporting factories	Production (Nos.)	
2012-13	120332	1475	14517	1923	522	1675071	50871	5	232979	
2013-14	116281	1217	17477	2674	559	1728137	34524	5	203669	
2014-15	152524	1109	28189	4039	575	1777251	48883	3	210931	
2015-16	179944	773	35836	5666	1070	2071123	34914	3	198736	
2016-17	186936	3530	24265	7712	1118	2500650	53975	3	200210	
2017	Jan	17630	207	2089	580	49	234085	4647	3	17067
	Feb	17071	152	1990	502	85	210317	5519	3	17461
	Mar	18394	232	2010	601	85	213693	6436	3	17577
	Apr	15861	860	1922	746	68	216648	6365	3	17589
	May	17074	1020	2368	869	82	231295	5746	3	17476
	Jun	10684	838	1338	608	75	204804	3926	3	17481
	Jul	18681	866	2309	637	79	226321	5087	3	17585
	Aug	18681	970	2517	900	121	246225	5193	3	17588
	Sep	17511	933	2352	915	94	219284	5338	3	15551
	Oct	18893	1538	2522	781	62	250564	6133	3	16209
	Nov	17423	1540	2647	656	19	224918	5955	3	16213
	Dec	16598	1187	2554	625	34	223498	4916	3	16199
2018	Jan	20434	904	2685	864	26	253076	6419	3	16936

Source:- (i) Provincial Bureau of Statistics  
(ii) M/o. Industries & Production

Contd.

## 5.2 Production of Manufacturing Items

Year/month	Steel Products (Tonnes) (i)						
	Coke	Pig iron	Billets	H.R. sheets/ strips/plates/ coils	C.R. sheets/ strips/plates/ coils	Galvanized sheets	
2012-13	203359	201489	1638501	136823	14885	0	
2013-14	31924	89433	2128300	57114	4131	0	
2014-15	275777	265478	2730992	127028	2848	0	
2015-16	57394	1509	3183258	0	0	0	
2016-17	0	0	4099000	0	0	0	
2017	Jan	0	0	380222	0	0	0
	Feb	0	0	408000	0	0	0
	Mar	0	0	424000	0	0	0
	Apr	0	0	482000	0	0	0
	May	0	0	285000	0	0	0
	Jun	0	0	315000	0	0	0
	Jul	0	0	476000	0	0	0
	Aug	0	0	460000	0	0	0
	Sep	0	0	441000	0	0	0
	Oct	0	0	430000	0	0	0
	Nov	0	0	440000	0	0	0
	Dec	0	0	425000	0	0	0
2018	Jan	0	0	430000	0	0	0

## 5.2 Production of Manufacturing Items

Year/Month	Cycle Tyres (i)		Cycle Tubes (i)		Motor tyres (i)		Motor tubes (i)		Cement (ii)		
	No. of reporting factories	Production (000 Nos.)	No. of reporting factories	Production (000 Nos.)	No. of reporting factories	Production (000 Nos.)	No. of reporting factories	Production (000 Nos.)	No. of reporting factories	Production (000 MT)	
2012-13	10	3429	10	7746	8	7864	8	20269	23	31055	
2013-14	10	4038	10	8061	8	8802	8	20825	23	31418	
2014-15	10	4633	10	8391	8	9058	8	22001	23	32185	
2015-16	10	4233	10	7285	8	9735	8	24467	23	35432	
2016-17	10	3930	10	7577	8	9910	8	24635	23	37021	
2017	Jan	10	317	10	621	8	803	8	2025	23	2951
	Feb	10	317	10	624	8	787	8	2026	23	3075
	Mar	10	301	10	605	8	823	8	2050	23	3501
	Apr	10	309	10	617	8	826	8	2051	23	3339
	May	10	301	10	605	8	802	8	2050	23	3354
	Jun	10	304	10	622	8	776	8	2052	23	2651
	Jul	10	306	10	629	8	837	8	2052	23	3067
	Aug	10	308	10	636	8	847	8	2055	23	3425
	Sep	10	304	10	622	8	827	8	2054	23	2840
	Oct	10	352	10	663	8	914	8	2144	23	3691
	Nov	10	361	10	670	8	891	8	2095	23	3627
	Dec	10	319	10	629	8	878	8	2055	23	3459
2018	Jan	10	320	10	627	8	891	8	2098	23	3644

Source:(i) Provincial Bureaus' of Statistics.

(ii) M/o. Industries &amp; Production.

Contd.

## 5.2 Production of Manufacturing Items

Year/month		No. of Reporting Factories	Electric Bulbs (iii) Production (000 Nos.)	No. of Reporting Factories	Electric Tubes (iii) Production (000 Metres)
2012-13		6	79743	0	0
2013-14		6	75106	0	0
2014-15		7	64623	0	0
2015-16		7	73457	0	0
2016-17		7	72303	0	0
2017	Jan	7	5870	0	0
	Dec	7	5830	0	0
	Mar	7	5580	0	0
	Apr	7	5560	0	0
	May	7	6360	0	0
	Jun	7	6149	0	0
	Jul	7	5950	0	0
	Aug	7	5989	0	0
	Sep	7	6038	0	0
	Oct	7	5739	0	0
	Nov	7	9828	0	0
	Dec	7	5923	0	0
2018	Jan	7	5877	0	0



## 5.2 Production of Manufacturing Items

Year/Month	Sewing Machines		Electric Motors		Electric Transformers		T.V. Sets		
	No. of reporting factories	Production (Nos.)	No. of reporting factories	Production (Nos.)	No. of reporting factories	Production (Nos.)	No. of reporting factories	Production (Nos.)	
2012-13	8	32876	19	7539	7	26411	9	462938	
2013-14	8	19834	19	9906	7	12175	9	426600	
2014-15	8	19272	19	9013	7	24993	9	428164	
2015-16	8	13465	19	7319	7	32758	9	453205	
2016-17	8	18290	19	9206	7	36995	9	438869	
2017	Jan	8	2512	19	522	7	2038	9	35790
	Feb	8	2897	19	791	7	2100	9	39022
	Mar	8	583	19	827	7	2107	9	39788
	Apr	8	2920	19	854	7	3297	9	38390
	May	8	602	19	914	7	7452	9	39481
	Jun	8	485	19	902	7	7457	9	37782
	Jul	8	1786	19	864	7	3995	9	34450
	Aug	8	612	19	1530	7	3679	9	35360
	Sep	8	2898	19	5264	7	3207	9	32091
	Oct	8	579	19	1304	7	2414	9	31132
	Nov	8	595	19	1190	7	2494	9	29487
	Dec	8	1710	19	1163	7	2194	9	33134
2018	Jan	8	3591	19	947	7	2302	9	32104

Source: Provincial Bureaus of Statistics.

## 6. MONEY & CREDIT

### 6.1 Reserve Money

(Million Rupees)

Components	2012-13	2013-14	2014-15 (R )	2015-16	2016-17
A. Currency in Circulation	1,939,267	2177873	2554749	3333784	3911212
B. Cash in Tills	110,867	139490	160299	229331	264627
C. Other Deposits with SBP	10,523	13147	13747	18756	22692
D. Bank Deposits	475,648	530746	413234	391760	669339
<b>Reserve Money (A+B+C+D)</b>	<b>2,536,305</b>	<b>2861256</b>	<b>3142030</b>	<b>3973631</b>	<b>4867869</b>
<b>Factor affecting Reserve Money (RM)</b>					
A. Government Sector(1+2)	2235863	2432250	1919064	1430400	2336915
1. Budgetary Borrowings	2,212,823	2409794	1928868	1442243	2349900
2. Others	23,040	22456	-9803	-11843	12985
B. Non-Govt. Sector (1+2+3)	295,111	494563	394911	402348	580162
1. Claims on Scheduled Banks					
(a+b+c+d+e)	300,649	500041	400734	407364	480790
a. Agriculture Sector	52,278	51923	52026	51758	51384
b. Industrial Sector	41,057	42833	39405	42321	80279
c. Export Sector	177,756	160553	193124	204617	238383
d. Housing Sector	-	-	--	--	--
e. Others	29,557	244731	116178	108668	110744
2. Claims on NBFIs	18,537	18597	18252	19228	23467
3. Special a/c debt Repayment	-24,075	-24075	-24075	-24244	75905
C. Other Items (Net)	-128,620	-555023	105639	1107867	1121883
D. Net Domestic Assets (A+B+C)	2,402,354	2371790	2419615	2940615	4038961
E. Net Foreign Assets	133,951	489467	722415	1033016	828908
F. Reserve Money (D+E)	2,536,305	2861256	3142030	3973631	4867869

R = Revised

Contd.

## 6.1 Reserve Money

(Million Rupees)

Components	2017			
	Jan.	Feb.	Mar	Apr.
A. Currency in Circulation	3474997	3501067	3484918	3507568
B. Cash in Tills	171887	177172	196256	232619
C. Other Deposits with SBP1	18635	18769	18818	22648
D. Bank Deposits	595530	558440	587977	610289
Reserve Money (A+B+C+D)	4261048	4255447	4287969	4373124
Factor Affecting Reserve Money (RM)				
A. Net Foreign Assets	997537	918173	877860	833071
B. Net Domestic Assets (1+2+3)	3263511	3337275	3410108	3540053
1. Net Govt. Sector Borrowing (i+ii)	2336743	2383846	2234585	2297402
i. Borrowings for Budgetary Support	2346456	2393528	2243832	2306762
a) Federal Government	2654158	2711773	2644550	2718381
of which deposits with SBP	-271718	-294184	-159460	-162378
b) Provincial Government	-290768	-303108	-390086	-399121
Balochistan	-40497	-40429	-41201	-47598
Khyber Pakhtunkhwa	-54674	-58043	-71242	-56612
Punjab	-83001	-99471	-170441	-187323
Sindh	-112595	-105165	-107201	-107587
c) AJK Government	-781	580	4078	1216
d) Gilgit-Baltistan	-16152	-15717	-14711	-13714
ii. Others	-9713	-9682	-9247	-9360
2. Credit to Non-Govt. Sector (i+ii+iii)	496812	495611	499716	503989
i. Claims on Scheduled Banks(a+b+c+d+e)	498780	497452	501198	505505
a. Agriculture Sector	51470	51484	51463	51429
b. Industrial Sector	62228	66472	70950	73600
c. Export Sector	248981	243396	242984	244675
d. Housing Sector	-	-	-	-
e. Others	136101	136101	135801	135801
ii. Claims on NBFIs	22276	22403	22762	22728
iii. PSEs Special A/c Debt Repayment with SBP/PSPC*	-24244	-24244	-24244	-24244
3. Other Items (Net)	429956	457817	675808	738662
Reserve Money (RM) (A+B)	4261048	4255447	4287969	4373124

Contd.

## 6.1 Reserve Money

(Million Rupees)

Components	2017			
	May.	Jun .( R )	Jul .( R )	Aug. ( R )
A. Currency in Circulation	3683822	3911212	3764845	3789424
B. Cash in Tills	202584	264627	223885	227445
C. Other Deposits with SBP1	22726	22692	22864	23036
D. Bank Deposits	631553	669339	673669	758261
Reserve Money (A+B+C+D)	4540686	4867869	4685263	4798167
Factor Affecting Reserve Money (RM)				
A. Net Foreign Assets	924383	828908	688693	642350
B. Net Domestic Assets (1+2+3)	3616303	4038961	3996570	4155816
1. Net Govt. Sector Borrowing (i+ii)	2355781	2336915	2595199	2576143
i. Borrowings for Budgetary Support	2364991	2349900	2608667	2589765
a) Federal Government	2734608	2440416	2760767	2714444
of which deposits with SBP	-201560	-91238	-516150	-343928
b) Provincial Government	-359065	-88555	-142953	-109183
Balochistan	-49388	-1460	-8273	-10445
Khyber Pakhtunkhwa	-58834	-30245	-39110	-16692
Punjab	-156641	-38146	-54549	-41911
Sindh	-94202	-18704	-41021	-40135
c) AJK Government	2009	7279	2219	-1708
d) Gilgit-Baltistan	-12562	-9239	-11366	-13788
ii. Others	-9210	-12985	-13469	-13622
2. Credit to Non-Govt. Sector (i+ii+iii)	503194	580162	504767	496660
i. Claims on Scheduled Banks(a+b+c+d+e)	504280	480790	513711	505484
a. Agriculture Sector	51458	51384	1097	1099
b. Industrial Sector	76953	80279	81255	83711
c. Export Sector	240068	238383	249994	239310
d. Housing Sector	-	-	-	-
e. Others	135801	110744	181364	181364
ii. Claims on NBFIs	23159	23467	15300	15419
iii. PSEs Special A/c Debt Repayment with SBP/PSPC*	-24244	-24244	-24244	-24244
3. Other Items (Net)	757328	1121883	896604	1083013
Reserve Money (RM) (A+B)	4540686	4867869	4685263	4798167

Contd.

## 6.1 Reserve Money

(Million Rupees)

Components	2017				2018
	Sep. (R)	Oct.	Nov.	Dec.	Jan.
A. Currency in Circulation	3801469	3859450	3926868	3926957	3993781
B. Cash in Tills	212141	201331	203646	201307	204511
C. Other Deposits with SBP1	22890	22724	22581	22624	22914
D. Bank Deposits	696783	644060	666054	733921	714907
Reserve Money (A+B+C+D)	4733282	4727565	4819150	4884808	4936114
Factor Affecting Reserve Money (RM)					
A. Net Foreign Assets	591779	592180	571534	642399	543853
B. Net Domestic Assets (1+2+3)	4141503	4135385	4247616	4242409	4392261
1. Net Govt. Sector Borrowing (i+ii)	2537864	2575096	2455385	2336355	3241700
i. Borrowings for Budgetary Support	2551290	2588909	2468304	2347380	3253035
a) Federal Government	2725730	2861776	2754809	2602428	3521780
of which deposits with SBP	-68872	-105354	-257291	-12470	-17388
b) Provincial Government	-165323	-260199	-276761	-247782	-259227
Balochistan	-26691	-29802	-37796	-39238	-42528
Khyber Pakhtunkhwa	-30713	-49748	-47859	-53043	-54617
Punjab	-72673	-99246	-102104	-79162	-81892
Sindh	-35246	-81404	-89002	-76340	-80189
c) AJK Government	4211	1665	3065	4587	4819
d) Gilgit-Baltistan	-13329	-14333	-12809	-11853	-14337
ii. Others	-13426	-13813	-12919	-11025	-11335
2. Credit to Non-Govt. Sector (i+ii+iii)	477597	504683	530122	554120	559490
i. Claims on Scheduled Banks(a+b+c+d+e)	486556	513554	538957	562690	567782
a. Agriculture Sector	1067	1034	1028	993	914
b. Industrial Sector	88977	91444	94726	97661	99557
c. Export Sector	231881	256445	278572	299206	302481
d. Housing Sector	-	-	-	-	-
e. Others	164631	164631	164631	164830	164830
ii. Claims on NBFIs	15284	15373	15409	15674	15952
iii. PSEs Special A/c Debt Repayment with SBP/PSPC*	-24244	-24244	-24244	-24244	-24244
3. Other Items (Net)	1126042	1055607	1262108	1351933	591071
Reserve Money (RM) (A+B)	4733282	4727565	4819150	4884808	4936114

P Provisional

Source; State Bank of Pakistan.

Note: 1. Excluding IMF A/c Nos. 1&2, SAF loan account, counterpart funds, deposits of foreign central banks, foreign govts. International organizations and deposit money banks.

i. Data is based on weekly returns. The quarterly data covers the period up to the last working day of the month and others months data up to the last working day of last week.

ii. Compilation of M I Based on weekly data has been discontinued and being compiled on monthly basis given in Table 2.1. The comparison of weekly and monthly compilation methodologies is available link, [http:// www.sbp.org.pk/ecodata.asp](http://www.sbp.org.pk/ecodata.asp).

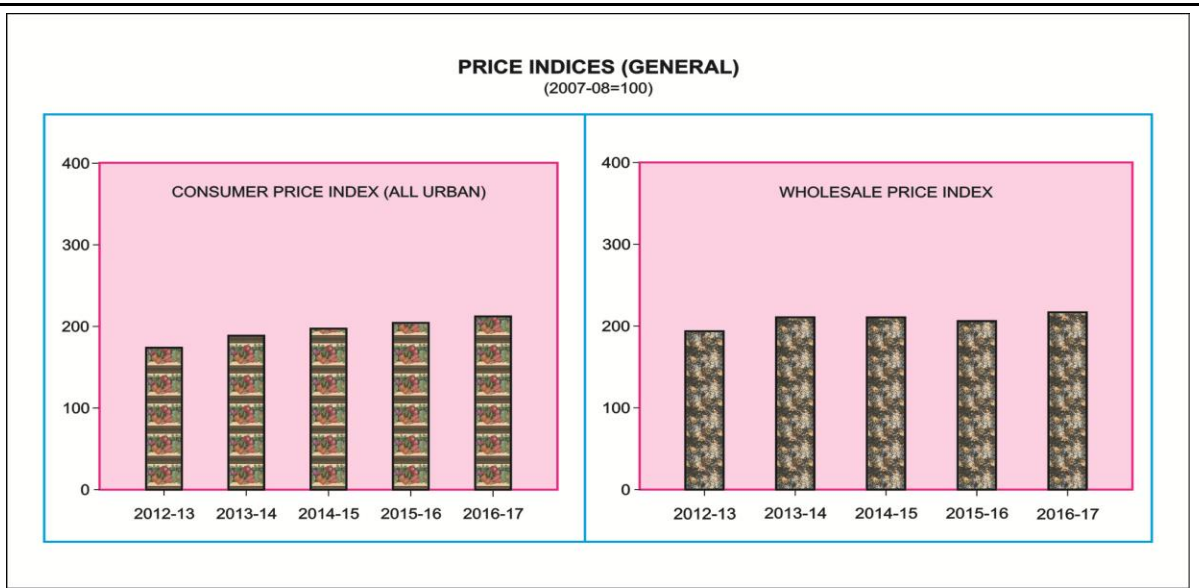
iii. Data from 30 June 2013 onward is revised on account of reclassification of SBP accounts.

\* Includes investment of Rs. 100,149 million in Pakistan Security Printing Corporation (PSPC).

## 7. PRICE

### 7.1 Price Indices (General) with Percentage Change

Year / month	Consumer price index (all urban)		Wholesale Price Index	
	index	Annual/monthly rate of change (%)	index	Annual/monthly rate of change (%)
(2007-08 = 100)				
2012-13	174.53	7.36	194.61	7.35
2013-14	189.58	8.62	210.48	8.15
2014-15	198.16	4.53	209.85	-0.30
2015-16	203.82	0.28	207.26	-0.20
2016-17	212.29	4.16	216.02	4.04
2017 Jan	210.94	0.18	214.84	0.51
Feb	211.54	0.28	215.86	0.47
Mar	213.32	0.84	217.29	0.66
Apr	216.30	1.40	219.22	0.89
May	216.33	0.01	218.78	-0.20
Jun	215.45	-0.41	217.77	-0.46
Jul	216.19	0.34	217.24	-0.24
Aug	216.61	0.19	217.96	0.33
Sep	217.98	0.63	218.08	0.06
Oct	219.61	0.75	219.41	0.61
Nov	220.42	0.37	220.20	0.36
Dec	220.20	-0.10	221.00	0.36
2018 Jan	220.27	0.03	224.99	1.81



## 7.2 Combined Sensitive Price Indicator (SPI) by Quantile

Year/Month	Quantile					
	Q.1	Q.2	Q.3	Q.4	Q.5	Q.6
(2007-08=100)						
2012 - 13	184.04	190.29	189.05	190.39	190.78	189.61
2013 - 14	201.15	206.95	208.93	210.70	209.74	208.66
2014 - 15	204.66	210.75	213.79	215.40	212.95	212.61
2015 - 16	207.35	214.44	215.92	219.76	216.77	216.09
2016 - 17	210.59	218.47	219.31	224.08	221.11	220.10
2017 Jan	209.06	216.45	217.53	222.27	219.39	218.35
Feb	209.50	217.04	218.21	223.13	220.57	219.25
Mar	213.26	221.11	222.53	227.66	225.07	223.62
Apr	211.31	219.28	220.76	226.03	223.82	222.07
May	209.42	217.49	219.03	224.41	222.49	220.51
Jun	209.71	217.96	219.50	224.70	222.37	220.68
Jul	208.76	216.83	218.32	223.29	220.70	219.28
Aug	216.40	215.00	218.04	217.58	218.66	215.29
Sep	216.93	215.99	218.84	218.27	219.23	215.65
Oct	216.93	215.99	218.84	218.27	219.23	215.65
Nov	216.93	224.40	225.65	229.75	226.63	226.29
Dec	215.47	223.27	224.68	229.09	226.47	225.66
2018 Jan	213.22	221.22	222.75	227.45	225.47	224.13

## 7.3 Combined Consumer Price Index Numbers by Commodity Groups

Year/ month	General	Food & Non - Alcoholic Beverages	Alcoholic Beverages Tobacco	Clothing & Footwear	Housing water, Elec,Gas Fuels	H.hold Equip & Repair, Maintain- ance	Health	Trans- port	Communi- cation	Recre- ation & Culture	Educa- tion	Restau- rants & Hotels	Miscellne- ous goods & services
(2007-08=100)													
2012-13	174.53	195.05	191.02	175.58	151.34	179.87	156.56	186.43	126.16	169.07	156.69	203.63	199.49
2013-14	189.58	211.75	223.38	198.01	164.60	195.85	167.15	195.15	129.76	183.77	172.57	228.61	210.15
2014-15	198.16	217.32	269.93	213.82	174.93	208.68	176.19	187.22	130.09	190.29	196.40	244.58	221.13
2015-16	203.82	219.42	329.25	224.18	183.90	217.38	182.69	174.25	130.56	194.20	213.02	256.79	228.22
2016-17	212.29	226.59	368.88	233.36	192.91	223.90	201.82	172.93	131.79	196.31	235.65	269.92	240.23
2017 Jan	210.94	221.00	377.97	234.02	194.42	223.92	208.45	172.81	131.54	196.73	233.41	268.90	238.58
Feb	211.54	221.66	379.55	234.34	194.45	224.32	210.17	174.75	131.58	196.88	233.96	269.63	241.06
Mar	213.32	226.16	380.92	234.46	194.44	224.59	211.21	175.69	132.69	197.14	233.98	271.02	242.19
Apr	216.30	230.25	382.78	235.61	196.62	224.95	212.43	176.33	132.87	196.02	249.20	275.88	244.71
May	216.33	229.65	383.32	236.71	196.70	226.42	212.65	176.43	132.87	196.12	249.23	277.29	245.99
Jun	215.45	229.18	324.60	237.99	196.71	226.80	212.66	175.87	132.91	196.15	249.26	277.76	246.71
Jul	216.19	229.99	306.67	238.66	198.88	227.74	212.91	175.18	132.88	196.09	249.54	278.44	247.19
Aug	216.61	230.99	306.25	239.19	198.93	228.05	213.05	174.61	133.03	196.33	249.61	278.44	248.46
Sep	217.98	234.23	304.80	239.52	198.95	229.10	213.90	175.74	133.04	196.78	249.61	281.08	250.12
Oct	219.61	235.69	305.31	239.94	200.90	229.47	214.27	177.05	133.10	196.83	258.75	283.85	249.67
Nov	220.42	236.61	305.51	241.01	200.94	230.52	214.79	178.51	133.14	197.14	262.35	284.76	252.27
Dec	220.20	235.12	305.76	241.98	201.02	230.93	217.33	179.67	133.15	197.65	262.35	285.32	253.23
2018 Jan	220.27	232.23	309.16	244.09	202.53	232.97	218.26	182.63	133.20	198.46	262.35	286.89	255.69



**7.4: Consumer Price Index Numbers by Major Groups  
and Selected Commodities  
(2007-2008=100)**

Item and Specification	Weight	Index Numbers			% Change in Jan., 2018 over			
		Jan., 2018	Dec., 2017	Jan., 2017	Dec., 2017	Jan., 2017		
<b><u>General</u></b>	<b>100.0000</b>	<b>220.27</b>	<b>220.20</b>	<b>210.94</b>	<b>+</b>	<b>0.03</b>	<b>+</b>	<b>4.42</b>
<b><u>Food and non-alcoholic Beverages</u></b>	<b>34.8343</b>	<b>232.23</b>	<b>235.12</b>	<b>220.96</b>	<b>-</b>	<b>1.23</b>	<b>+</b>	<b>5.10</b>
1 Wheat	0.3477	206.02	203.16	206.77	+	1.41	-	0.36
2 Wheat Flour	4.1648	212.35	212.54	213.27	-	0.09	-	0.43
3 Wheat Product	0.0959	214.91	215.00	217.11	-	0.04	-	1.01
4 Besan	0.1500	274.45	279.43	342.04	-	1.78	-	19.76
5 Rice	1.5821	190.46	184.97	162.33	+	2.97	+	17.33
6 Cereals	0.1563	257.76	257.59	253.51	+	0.07	+	1.68
7 Bakery & Confectionary	1.1550	223.47	222.54	216.35	+	0.42	+	3.29
8 Nimco	0.4574	257.77	257.02	250.60	+	0.29	+	2.86
9 Meat	2.4303	289.65	287.23	267.47	+	0.84	+	8.29
10 Chicken	1.3596	209.57	190.64	153.54	+	9.93	+	36.49
11 Fish	0.2970	221.60	219.86	218.20	+	0.79	+	1.56
12 Milk Fresh	6.6800	279.02	277.89	267.90	+	0.41	+	4.15
13 Milk Products	0.6338	271.06	268.37	257.80	+	1.00	+	5.14
14 Milk Powder	0.1129	237.95	237.44	236.11	+	0.21	+	0.78
15 Eggs	0.4555	237.31	265.77	251.58	-	10.71	-	5.67
16 Mustard Oil	0.0952	162.43	162.61	156.91	-	0.11	+	3.52
17 Cooking Oil	1.7538	138.55	138.59	135.30	-	0.03	+	2.40
18 Vegetable Ghee	2.0714	143.60	143.53	140.90	+	0.05	+	1.92
19 Dry Fruits	0.2543	277.00	274.40	265.17	+	0.95	+	4.46
20 Fresh Fruits	1.8649	235.92	225.51	219.65	+	4.62	+	7.41
21 Pulse Masoor	0.2712	163.84	163.83	201.31	+	0.01	-	18.61
22 Pulse Moong	0.2336	219.94	215.02	262.78	+	2.29	-	16.30
23 Pulse Mash (Washed)	0.2098	229.20	232.82	308.62	-	1.55	-	25.73
24 Pulse Gram	0.2361	266.59	265.48	365.37	+	0.42	-	27.04
25 Gram Whole	0.1616	292.21	294.07	314.06	-	0.63	-	6.96
26 Beans	0.0269	241.72	240.94	231.08	+	0.32	+	4.60
27 Potatoes	0.4776	215.41	287.74	166.57	-	25.14	+	29.32
28 Onion	0.5417	338.10	373.37	163.19	-	9.45	+	107.18
29 Tomatoes	0.4496	153.38	244.37	98.21	-	37.23	+	56.18
30 Fresh Vegetables	1.6571	237.87	276.29	220.80	-	13.91	+	7.73
31 Sugar	1.0445	193.08	195.22	232.55	-	1.10	-	16.97
32 Gur	0.0220	257.03	260.27	266.60	-	1.24	-	3.59
33 Honey	0.0446	340.27	339.20	319.03	+	0.32	+	6.66
34 SweetMeat	0.2483	256.43	254.71	245.95	+	0.68	+	4.26
35 Beverages	1.1990	225.95	225.93	218.57	+	0.01	+	3.38
36 Jam, Tomato Ketchup & Pickles	0.2454	224.39	223.90	216.69	+	0.22	+	3.55
37 Condiments	0.2656	276.77	274.69	265.97	+	0.76	+	4.06
38 Spices	0.5441	239.66	238.45	238.31	+	0.51	+	0.57
39 Tea	0.8377	282.72	284.22	266.44	-	0.53	+	6.11
<b><u>Alcoholic Beverages, Tobacco</u></b>	<b>1.4135</b>	<b>309.16</b>	<b>305.76</b>	<b>377.97</b>	<b>+</b>	<b>1.11</b>	<b>-</b>	<b>18.21</b>
40 Cigarettes	1.3906	306.13	306.13	380.19	+	0.00	-	19.48
41 Betel Leaves & Nuts	0.0229	493.00	283.31	242.96	+	74.01	+	102.91
<b><u>Clothing and footwear</u></b>	<b>7.5708</b>	<b>244.09</b>	<b>241.98</b>	<b>234.02</b>	<b>+</b>	<b>0.87</b>	<b>+</b>	<b>4.30</b>
42 Cotton Cloth	1.7286	235.59	234.53	225.84	+	0.45	+	4.32
43 Woolen Cloth	0.8759	262.43	259.82	254.50	+	1.00	+	3.12
44 Readymade Garments	0.9739	254.73	250.26	239.29	+	1.79	+	6.45
45 Woolen Readymade Garments	0.3964	268.07	268.48	265.41	-	0.15	+	1.00
46 Hosiery	0.5094	257.89	254.53	245.83	+	1.32	+	4.91
47 Dopatta	0.4412	250.57	249.21	242.99	+	0.55	+	3.12

Contd.

**7.4: Consumer Price Index Numbers by Major Groups  
and Selected Commodities  
(2007-2008=100)**

Item and Specification	Weight	Index Numbers			% Change in Jan., 2018 over	
		Jan., 2018	Dec., 2017	Jan., 2017	Dec., 2017	Jan., 2017
48 Cleaning and Laundry	0.2110	280.95	275.28	259.00 +	2.06 +	8.47
49 Tailoring	0.8840	333.86	329.52	310.40 +	1.32 +	7.56
50 Footwear	1.5504	167.79	167.58	166.84 +	0.13 +	0.57
<u>Housing, water, Elec., Gas and other fuels</u>	<b>29.4149</b>	<b>202.53</b>	<b>201.02</b>	<b>194.42 +</b>	<b>0.75 +</b>	<b>4.17</b>
51 House Rent	21.8149	195.96	194.05	185.86 +	0.98 +	5.43
52 Construction Input Items	0.5623	259.82	259.48	249.60 +	0.13 +	4.09
53 Construction Wage Rates	0.3331	253.90	251.20	234.42 +	1.07 +	8.31
54 Water Supply	0.4971	172.61	171.58	164.74 +	0.60 +	4.78
55 Electricity	4.3985	238.10	238.10	238.10 +	0.00 +	0.00
56 Gas	1.5756	158.08	158.08	158.08 +	0.00 +	0.00
57 Kerosene Oil	0.0057	237.33	225.46	198.47 +	5.26 +	19.58
58 Firewood Whole	0.2277	300.58	295.82	292.43 +	1.61 +	2.79
<u>Furnishing and household equipment maintenance</u>	<b>4.2082</b>	<b>232.97</b>	<b>230.93</b>	<b>223.92 +</b>	<b>0.88 +</b>	<b>4.04</b>
59 Furniture	0.3315	226.49	224.47	215.79 +	0.90 +	4.96
60 Household Textiles	0.6489	235.87	234.44	226.38 +	0.61 +	4.19
61 Household Equipment	0.5936	184.14	183.53	179.16 +	0.33 +	2.78
62 Utensils	0.3212	240.15	238.03	226.40 +	0.89 +	6.07
63 Plastic Products	0.2547	217.34	215.30	209.10 +	0.95 +	3.94
64 Washing Soaps & Detergents	0.7893	234.72	233.55	230.09 +	0.50 +	2.01
65 Sewing Needle & Dr Cell	0.1496	210.07	209.80	204.24 +	0.13 +	2.85
66 Household Servant	1.0432	262.86	258.89	249.98 +	1.53 +	5.15
67 Marriage Hall Charges	0.0762	256.32	252.09	243.95 +	1.68 +	5.07
<u>Health</u>	<b>2.1868</b>	<b>218.26</b>	<b>217.33</b>	<b>208.45 +</b>	<b>0.43 +</b>	<b>4.71</b>
68 Drugs & Medicines	1.2667	186.69	186.36	183.44 +	0.18 +	1.77
69 Medical Equipments	0.0080	255.80	255.46	248.70 +	0.13 +	2.85
70 Doctor (MBBS) Clinic Fee	0.5904	292.66	290.92	271.39 +	0.60 +	7.84
71 Medical Tests	0.3217	205.04	203.28	190.38 +	0.87 +	7.70
<u>Transport</u>	<b>7.2023</b>	<b>182.63</b>	<b>179.67</b>	<b>172.81 +</b>	<b>1.65 +</b>	<b>5.68</b>
72 Motor Vehicles	0.6630	180.02	177.95	171.79 +	1.16 +	4.79
73 Motor Vehicle Accessories	0.2439	215.23	214.92	213.33 +	0.14 +	0.89
74 Motor Fuel	3.0269	160.55	155.48	141.65 +	3.26 +	13.34
75 Mechanical Service	0.4552	236.37	233.41	228.81 +	1.27 +	3.30
76 Motor Vehicle Tax	0.1099	210.18	210.18	210.18 +	0.00 +	0.00
77 Transport Services	2.7034	194.89	193.71	193.34 +	0.61 +	0.80
<u>Communication</u>	<b>3.2198</b>	<b>133.20</b>	<b>133.15</b>	<b>131.54 +</b>	<b>0.04 +</b>	<b>1.26</b>
78 Postal Services	0.0662	254.14	253.38	245.18 +	0.30 +	3.65
79 Communication & Apparatus	3.1536	130.67	130.62	129.15 +	0.04 +	1.18
<u>Recreation and culture</u>	<b>2.0227</b>	<b>198.46</b>	<b>197.65</b>	<b>196.73 +</b>	<b>0.41 +</b>	<b>0.88</b>
80 Recreation & Culture	0.8634	131.60	130.44	129.45 +	0.89 +	1.66
81 Text Books	0.5706	287.98	287.98	292.41 +	0.00 -	1.51
82 Newspapers	0.1934	184.72	184.59	179.20 +	0.07 +	3.08
83 Stationery	0.3953	222.01	220.48	214.16 +	0.69 +	3.67
<u>Education</u>	<b>3.9431</b>	<b>262.35</b>	<b>262.35</b>	<b>233.41 +</b>	<b>0.00 +</b>	<b>12.40</b>
84 Education	3.9431	262.35	262.35	233.41 +	0.00 +	12.40
<u>Restaurants and hotels</u>	<b>1.2286</b>	<b>286.89</b>	<b>285.32</b>	<b>268.90 +</b>	<b>0.55 +</b>	<b>6.69</b>
85 Readymade Food	1.2286	286.89	285.32	268.90 +	0.55 +	6.69
<u>Misc. goods and services</u>	<b>2.7550</b>	<b>255.69</b>	<b>253.23</b>	<b>238.58 +</b>	<b>0.97 +</b>	<b>7.17</b>
86 Personal Care	1.4935	233.68	232.45	219.78 +	0.53 +	6.32
87 Cosmetics	0.3853	206.14	207.40	202.56 -	0.61 +	1.77
88 Blades	0.0322	201.35	201.21	196.34 +	0.07 +	2.55
89 Personal Equipments	0.8440	319.33	312.92	289.89 +	2.05 +	10.16

**7.5 Combined Consumer Price Index Numbers by Quintiles  
and Major Commodity Groups  
January, 2018  
(2007-2008=100)**

Income Quintiles	General	Food and non-alcoholic Beverages	Alcoholic Beverages, Tobacco	Clothing and footwear	Housing, water, Elec., Gas and other fuels	Furnishing and household equipment maintenance	Health	Transport	Communication	Recreation and culture	Education	Restaurants and hotels	Misc. goods and services
------------------	---------	----------------------------------	------------------------------	-----------------------	--	--	--------	-----------	---------------	------------------------	-----------	------------------------	--------------------------

***All Urban Combined***

Aggregate	220.27	232.23	309.16	244.09	202.53	232.97	218.26	182.63	133.20	198.46	262.35	286.89	255.69
Income Quintile 1	217.98	227.22	311.31	241.37	187.10	229.38	212.93	187.12	121.75	214.19	274.63	281.86	253.54
Income Quintile 2	221.09	229.31	311.25	241.68	200.06	229.02	214.24	182.75	121.51	211.29	270.62	283.83	251.83
Income Quintile 3	220.75	230.49	310.78	242.33	200.41	227.26	215.40	180.06	123.33	207.22	264.39	284.90	252.80
Income Quintile 4	222.33	231.96	310.91	243.47	207.68	226.38	217.28	177.42	127.52	201.45	265.98	285.94	252.91
Income Quintile 5	219.77	235.05	306.71	246.04	204.24	235.91	221.14	184.20	138.79	191.55	260.26	288.31	258.51

---

**7.6 Combined Consumer Price Index Numbers by Quintile,  
Major Commodity Groups for Selected Cities  
January, 2018  
(2007-2008=100)**

Cities	General	Food & non-alcoholic Beverages	Alcoholic Beverages, Tobacco	Clothing & footwear	Housing, water, Elec., Gas & other fuels	Furnishing & household equipment maintenance	Health	Transport	Communication	Recreation & culture	Education	Restaurants & hotels	Misc. goods & services
--------	---------	--------------------------------	------------------------------	---------------------	--	--	--------	-----------	---------------	----------------------	-----------	----------------------	------------------------

**Income Quintile 1**

Rawalpindi	229.84	236.88	295.38	261.25	213.65	237.63	260.00	192.71	105.56	220.93	343.31	284.22	241.42
Islamabad	231.51	237.07	295.17	261.66	185.23	245.83	258.81	193.15	111.33	304.16	775.36	251.91	253.06
Lahore	205.98	228.33	294.51	234.81	152.66	260.69	213.88	172.60	104.55	220.61	304.53	248.90	303.70
Gujranwala	207.68	217.56	297.25	210.67	191.02	244.49	182.88	174.66	111.96	223.21	175.57	246.17	221.97
Sialkot	204.32	216.42	298.32	183.50	189.00	187.85	173.20	191.18	115.82	290.62	219.95	229.52	216.72
Faisalabad	223.18	225.06	297.04	220.45	214.81	211.70	275.90	172.49	129.28	246.92	212.08	301.98	260.01
Multan	210.94	218.95	327.70	214.69	192.26	214.60	182.89	169.58	145.57	225.24	207.48	248.60	232.81
Sargodha	229.46	226.48	295.61	225.41	233.54	265.06	208.02	222.38	111.94	251.86	262.82	359.24	262.65
Bahawalpur	230.45	222.36	285.12	271.50	233.94	229.85	198.88	185.64	176.15	267.53	259.64	295.70	221.84
Karachi	208.30	219.96	320.89	255.65	160.53	245.26	217.34	153.41	117.61	229.86	207.23	289.51	290.59
Hyderabad	200.77	220.04	298.07	210.25	155.03	206.30	201.05	171.76	113.49	199.10	300.64	252.67	239.49
Sukkur	209.41	216.00	294.68	245.49	171.58	210.99	173.49	176.11	169.56	183.60	440.21	332.81	217.30
Larkana	223.39	219.98	286.95	245.47	217.84	236.74	284.84	178.20	126.29	186.88	270.54	321.13	324.00
Peshawar	220.60	223.29	321.39	275.57	181.19	247.12	245.37	196.41	115.97	272.67	348.06	255.54	316.06
Bannu	226.95	226.25	341.12	212.89	238.92	251.36	193.04	194.26	115.17	235.64	205.63	340.87	294.43
Quetta	214.10	223.36	296.64	193.25	206.57	199.00	194.37	214.49	125.87	179.44	243.28	241.83	224.14
Khuzdar	217.10	222.48	297.81	252.31	175.12	250.73	229.85	200.58	127.07	181.49	342.73	469.80	228.26

**Income Quintile 2**

Rawalpindi	235.56	239.52	297.32	259.93	220.19	236.95	269.43	209.79	108.09	253.46	375.50	287.31	240.13
Islamabad	229.18	237.61	294.79	268.77	182.95	242.04	249.39	177.70	110.41	236.01	648.83	261.08	248.09
Lahore	205.94	228.76	294.91	232.04	155.29	265.05	208.76	166.90	104.22	220.97	302.81	254.43	297.35
Gujranwala	207.38	218.64	297.55	206.85	195.02	237.60	180.05	170.75	112.61	238.78	161.93	262.60	220.91
Sialkot	204.54	217.25	300.06	187.58	193.13	186.95	190.67	178.17	121.63	320.34	216.86	229.77	195.85
Faisalabad	222.03	225.41	296.43	222.61	219.32	218.25	264.61	171.67	121.79	240.29	200.55	290.41	256.79
Multan	211.39	221.32	325.69	214.90	196.80	211.86	183.27	165.36	136.00	232.33	212.82	245.22	229.47
Sargodha	230.84	228.21	295.10	224.93	239.58	266.64	211.04	205.64	105.38	259.88	238.39	356.63	267.12
Bahawalpur	231.56	224.45	284.44	261.62	238.47	235.20	199.20	170.04	175.43	259.32	340.80	311.08	220.36
Karachi	209.96	223.43	321.38	249.88	164.43	238.63	217.26	154.91	121.74	218.22	209.88	291.12	276.83
Hyderabad	201.96	221.02	298.70	211.54	158.99	209.75	198.97	174.37	115.09	190.49	323.55	257.61	242.19
Sukkur	210.87	216.97	293.51	245.38	176.49	206.45	174.83	182.67	166.91	187.90	435.13	326.12	215.16
Larkana	229.45	226.24	287.81	247.33	222.29	230.85	293.09	188.28	133.94	188.29	273.24	321.18	326.85
Peshawar	220.81	224.41	320.96	278.56	185.91	245.92	242.55	188.87	123.17	249.44	299.83	255.80	308.49
Bannu	227.37	227.11	336.22	213.49	237.27	243.82	199.64	191.30	117.64	223.17	265.33	317.59	319.29
Quetta	213.90	225.28	296.86	195.75	210.69	197.67	194.95	191.39	120.08	179.95	218.28	242.35	222.64
Khuzdar	216.29	223.27	297.96	253.28	162.67	266.82	231.75	189.51	132.90	187.15	317.33	461.87	227.02

Contd.

**7.6 Combined Consumer Price Index Numbers by Quintile,  
Major Commodity Groups for Selected Cities  
January, 2018  
(2007-2008=100)**

Cities	General	Food & non-alcoholic Beverages	Alcoholic Beverages, Tobacco	Clothing & footwear	Housing, water, Elec., Gas & other fuels	Furnishing & household equipment maintenance	Health	Transport	Communication	Recreation & culture	Education	Restaurants & hotels	Misc. goods & services
--------	---------	--------------------------------	------------------------------	---------------------	--	--	--------	-----------	---------------	----------------------	-----------	----------------------	------------------------

**Income Quintile 3**

Rawalpindi	235.18	238.74	294.21	263.45	222.51	240.70	280.18	191.35	112.59	242.54	335.60	290.38	244.70
Islamabad	228.99	238.77	293.04	259.82	179.22	243.22	243.26	179.37	114.60	224.62	774.08	250.20	260.63
Lahore	205.30	230.83	294.37	233.90	146.71	265.37	209.73	164.19	107.30	221.88	282.09	251.32	301.00
Gujranwala	206.23	219.71	297.08	211.07	190.70	230.93	183.00	163.51	117.36	215.01	162.62	250.12	223.01
Sialkot	204.89	219.20	296.71	190.01	191.27	194.18	181.21	168.23	128.72	296.63	205.42	221.46	198.14
Faisalabad	222.00	226.98	293.70	222.77	221.58	219.07	263.31	165.42	122.26	237.42	205.65	284.67	255.37
Multan	210.83	222.24	320.59	213.88	194.83	203.33	184.48	164.68	136.98	223.14	221.58	240.96	226.35
Sargodha	231.34	226.96	294.15	226.55	245.77	266.92	208.36	195.82	110.68	254.84	285.82	380.50	266.06
Bahawalpur	232.78	226.02	285.31	265.54	244.82	235.38	192.72	171.51	175.98	245.75	265.68	303.87	225.54
Karachi	210.12	224.60	322.47	246.33	157.79	233.67	214.43	155.80	123.71	213.01	214.31	293.90	273.46
Hyderabad	200.34	221.09	297.96	212.85	148.79	212.04	196.26	173.21	123.89	195.62	324.85	256.53	245.32
Sukkur	210.05	216.41	307.49	246.75	166.49	210.45	170.04	174.34	164.62	185.41	482.26	318.40	215.46
Larkana	231.71	229.82	282.39	244.67	223.61	230.63	279.77	188.11	134.32	189.01	271.30	316.58	366.34
Peshawar	218.92	223.30	317.58	278.99	180.45	247.29	241.76	193.98	122.13	229.35	314.70	256.03	302.29
Bannu	226.41	228.51	340.46	220.49	240.44	233.00	191.87	177.31	121.33	212.94	213.97	323.73	316.11
Quetta	211.39	224.64	295.59	195.46	209.14	195.70	201.08	178.18	119.27	177.84	231.67	236.73	218.11
Khuzdar	216.28	228.64	296.73	247.93	152.51	260.11	238.51	181.75	135.40	184.07	342.74	450.15	229.33

**Income Quintile 4**

Rawalpindi	235.70	239.42	292.93	266.51	225.68	246.81	279.87	191.97	115.56	221.79	309.28	291.61	252.13
Islamabad	231.77	240.17	292.02	259.21	184.53	244.50	258.63	183.65	126.14	213.18	700.87	260.58	258.42
Lahore	206.22	232.62	293.38	233.74	160.32	262.27	207.97	162.23	112.05	212.97	292.38	249.14	300.91
Gujranwala	206.38	220.50	296.65	213.69	198.40	216.36	183.38	158.89	123.09	213.90	162.24	252.40	216.54
Sialkot	206.71	222.48	295.48	193.65	200.97	189.21	169.89	168.80	136.31	265.62	203.73	219.90	194.59
Faisalabad	222.34	228.85	296.20	224.18	226.04	222.28	261.66	162.28	123.72	221.16	220.08	286.16	253.98
Multan	212.22	224.11	315.30	215.99	204.84	204.05	180.82	162.81	139.51	212.71	227.28	235.87	231.83
Sargodha	235.08	229.64	293.33	228.73	246.64	277.65	210.53	191.52	116.82	279.26	339.48	377.61	267.49
Bahawalpur	234.17	227.43	283.48	262.22	244.39	233.83	193.55	168.98	175.63	238.31	309.50	287.60	230.97
Karachi	210.70	225.86	323.15	246.83	169.73	243.44	214.74	157.05	127.92	207.99	216.02	294.49	271.63
Hyderabad	202.20	223.18	311.15	213.13	163.16	211.92	196.84	170.73	130.14	194.79	325.80	259.70	249.37
Sukkur	214.08	220.07	287.88	247.46	181.06	213.30	173.82	167.10	164.75	185.09	489.91	318.84	223.56
Larkana	237.31	236.82	279.96	244.50	227.36	232.20	291.04	180.68	142.23	187.77	296.08	318.56	396.81
Peshawar	220.39	226.38	314.55	279.02	190.12	237.87	251.39	188.16	126.53	229.46	297.27	261.11	298.34
Bannu	230.77	232.77	343.62	225.92	238.04	242.29	182.23	188.25	121.56	203.27	214.64	321.17	319.56
Quetta	213.32	225.38	295.80	198.29	215.46	194.95	201.86	182.03	122.08	175.84	240.99	236.70	215.33
Khuzdar	221.09	231.44	297.22	248.34	170.31	276.32	238.36	181.62	143.60	185.47	372.11	439.22	244.20

Contd.

**7.6 Combined Consumer Price Index Numbers by Quintile,  
Major Commodity Groups for Selected Cities  
January, 2018  
(2007-2008=100)**

Cities	General	Food & non-alcoholic Beverages	Alcoholic Beverages, Tobacco	Clothing & footwear	Housing, water, Elec., Gas & other fuels	Furnishing & household equipment maintenance	Health	Transport	Communication	Recreation & culture	Education	Restaurants & hotels	Misc. goods & services
--------	---------	--------------------------------	------------------------------	---------------------	--	--	--------	-----------	---------------	----------------------	-----------	----------------------	------------------------

**Income Quintile 5**

Rawalpindi	239.32	244.47	288.38	265.85	228.68	251.44	274.05	199.43	127.68	206.46	321.87	294.27	283.69
Islamabad	227.85	244.48	287.37	266.11	184.40	256.00	261.05	202.28	130.89	206.11	464.06	274.60	276.40
Lahore	205.32	238.76	288.59	240.12	161.01	248.20	205.24	174.49	126.89	205.45	271.17	257.29	307.79
Gujranwala	204.67	223.77	294.43	217.02	199.85	192.05	182.68	163.38	138.98	194.62	157.24	249.11	232.00
Sialkot	205.08	225.24	294.60	196.90	201.48	186.60	172.72	172.62	138.05	244.32	195.36	221.65	205.40
Faisalabad	222.62	233.21	294.80	224.44	228.16	220.24	252.91	170.96	130.84	209.82	267.08	280.70	254.52
Multan	211.83	230.03	292.73	216.35	206.44	194.24	182.81	177.07	139.51	208.02	248.73	236.17	234.85
Sargodha	244.37	233.69	293.39	245.87	244.62	378.48	209.81	191.60	125.96	239.73	507.62	393.94	283.79
Bahawalpur	239.36	232.45	283.18	260.19	245.08	247.15	188.67	179.59	176.73	233.87	343.08	299.69	242.84
Karachi	212.64	230.11	318.82	247.84	169.24	330.68	219.45	180.73	139.73	197.91	223.29	297.77	278.84
Hyderabad	202.52	228.22	295.75	216.71	164.57	194.27	192.58	181.07	140.39	185.56	324.28	265.04	256.93
Sukkur	214.29	224.32	282.21	247.80	182.68	209.50	171.80	177.37	166.32	182.49	476.46	320.53	230.86
Larkana	238.28	238.97	276.92	243.33	227.99	235.98	301.23	185.64	147.17	175.14	355.47	319.72	365.12
Peshawar	220.53	229.76	304.01	277.07	189.39	228.18	234.36	205.12	133.39	191.44	318.95	257.58	288.41
Bannu	225.66	229.42	345.53	217.03	237.64	215.92	189.62	158.94	124.59	204.48	302.40	335.99	268.56
Quetta	214.59	228.32	295.25	198.59	218.71	180.19	190.89	185.02	129.63	173.64	242.39	239.56	223.48
Khuzdar	220.47	231.31	293.62	254.09	164.45	264.72	233.34	171.89	154.03	192.45	418.03	459.46	266.29

**Aggregate**

Rawalpindi	237.28	242.11	291.07	265.45	225.30	249.93	275.40	197.98	123.55	214.32	321.80	292.82	272.93
Islamabad	227.43	243.50	288.43	265.30	182.57	255.05	259.87	201.21	130.10	208.07	476.38	274.02	274.56
Lahore	205.11	234.37	292.02	236.57	157.90	252.75	207.20	170.77	119.76	211.51	277.93	254.62	304.19
Gujranwala	206.04	220.69	296.27	212.87	196.86	210.98	182.68	163.08	127.57	210.91	160.92	250.73	224.41
Sialkot	205.05	222.05	296.20	193.06	197.60	188.46	175.63	171.62	135.00	265.95	201.33	222.38	200.83
Faisalabad	222.30	228.38	295.57	223.26	223.72	219.68	261.38	168.51	126.90	225.86	238.87	286.84	255.51
Multan	211.39	224.91	313.72	215.52	201.66	199.21	182.74	172.81	139.18	214.29	239.09	238.01	232.22
Sargodha	235.26	229.21	294.09	230.75	242.81	311.67	209.72	194.19	117.46	257.13	364.52	380.92	271.50
Bahawalpur	234.89	226.94	284.42	263.49	241.51	241.23	193.02	177.00	176.29	243.99	328.32	298.88	231.55
Karachi	210.90	227.48	320.72	247.73	165.65	307.32	217.51	174.17	135.31	203.40	221.13	296.20	276.79
Hyderabad	201.76	223.52	301.02	213.77	161.14	202.28	195.79	176.83	132.14	191.04	323.82	260.64	250.92
Sukkur	212.25	219.12	291.72	246.80	178.25	210.33	172.76	174.02	165.69	184.63	477.88	321.45	222.15
Larkana	232.28	229.84	283.38	245.12	224.75	233.08	290.28	184.39	137.98	185.53	311.94	319.25	359.02
Peshawar	220.19	226.16	315.36	277.77	187.50	234.36	239.79	201.43	129.24	215.10	315.56	257.61	296.78
Bannu	227.59	229.16	341.03	219.08	237.53	234.22	189.78	176.13	121.14	211.05	247.11	326.11	297.65
Quetta	213.52	225.89	295.55	197.13	214.57	190.15	196.69	183.74	124.32	176.24	237.76	238.59	220.01
Khuzdar	217.98	226.01	297.16	251.13	169.21	262.92	234.17	185.79	136.19	185.45	350.53	456.70	237.54

**7.7 Combined Consumer Price Index Numbers by Income Groups/City  
and Commodity Groups for all Centers Covered in CPI  
January, 2018  
(2007-2008=100)**

Cities		General	Food and non-alcoholic Beverages	Alcoholic Beverages, Tobacco	Clothing and footwear	Housing, water, Elec., Gas and other fuels	Furnishing and household equipment maintenance	Health	Trans- port	Communi- cation	Recre- ation and culture	Edu- cation	Restau- rants and hotels	Misc. goods and services
Rawalpindi	01	237.28	242.11	291.07	265.45	225.30	249.93	275.40	197.98	123.55	214.32	321.80	292.82	272.93
Islamabad	02	227.43	243.50	288.43	265.30	182.57	255.05	259.87	201.21	130.10	208.07	476.38	274.02	274.56
Attock	03	214.80	223.87	289.69	249.42	164.17	239.29	212.71	196.39	122.24	191.81	349.11	324.13	298.10
Jhelum	04	214.92	225.64	292.85	257.44	193.12	226.43	221.00	190.96	126.86	227.51	250.60	275.85	229.27
Lahore	05	205.11	234.37	292.02	236.57	157.90	252.75	207.20	170.77	119.76	211.51	277.93	254.62	304.19
Sahiwal	06	245.31	240.04	288.80	311.23	241.26	230.18	236.69	184.64	136.98	213.27	372.67	303.59	274.79
Gujranwala	07	206.04	220.69	296.27	212.87	196.86	210.98	182.68	163.08	127.57	210.91	160.92	250.73	224.41
Wazirabad	08	214.00	230.75	297.97	218.51	201.17	205.58	179.90	162.80	128.37	215.26	162.28	250.28	235.23
Sialkot	09	205.05	222.05	296.20	193.06	197.60	188.46	175.63	171.62	135.00	265.95	201.33	222.38	200.83
Faisalabad	10	222.30	228.38	295.57	223.26	223.72	219.68	261.38	168.51	126.90	225.86	238.87	286.84	255.51
Jhang	11	233.70	231.66	306.02	344.48	211.79	243.14	268.06	183.09	136.72	223.49	205.65	292.99	234.44
Multan	12	211.39	224.91	313.72	215.52	201.66	199.21	182.74	172.81	139.18	214.29	239.09	238.01	232.22
Muzaffargarh	13	215.29	228.56	290.59	238.50	193.01	206.29	187.34	170.13	143.44	224.94	198.10	279.36	236.28
D. G. Khan	14	227.97	234.41	307.31	277.06	235.66	227.89	207.80	165.29	123.10	199.74	124.01	272.91	215.88
Vehari	15	219.09	226.00	305.18	231.85	220.18	217.93	174.51	178.97	132.00	217.58	236.78	282.00	254.87
Sargodha	16	235.26	229.21	294.09	230.75	242.81	311.67	209.72	194.19	117.46	257.13	364.52	380.92	271.50
Mianwali	17	254.23	244.53	292.04	193.77	328.60	223.56	202.49	173.12	108.49	257.08	389.66	262.75	268.41
Bahawalpur	18	234.89	226.94	284.42	263.49	241.51	241.23	193.02	177.00	176.29	243.99	328.32	298.88	231.55
Bahawalnagar	19	232.13	230.98	307.27	304.02	222.57	278.69	200.87	175.05	139.57	225.23	250.17	328.44	253.48
R. Y. Khan	20	230.36	234.31	295.87	288.74	213.88	242.08	186.58	175.79	126.31	223.40	393.45	294.06	238.17
Karachi	21	210.90	227.48	320.72	247.73	165.65	307.32	217.51	174.17	135.31	203.40	221.13	296.20	276.79
Hyderabad	22	201.76	223.52	301.02	213.77	161.14	202.28	195.79	176.83	132.14	191.04	323.82	260.64	250.92
Nawabshah	23	254.10	254.82	383.65	294.71	212.36	244.66	239.48	171.31	138.95	165.27	596.11	323.68	424.18
Mirpukhas	24	214.87	233.38	305.97	215.85	186.88	194.22	185.74	174.62	114.88	173.16	333.64	327.66	241.97
Mithi	25	249.30	251.75	311.11	265.53	260.56	214.25	181.92	168.59	114.53	183.51	351.23	281.94	299.74
Sukkur	26	212.25	219.12	291.72	246.80	178.25	210.33	172.76	174.02	165.69	184.63	477.88	321.45	222.15
Larkana	27	232.28	229.84	283.38	245.12	224.75	233.08	290.28	184.39	137.98	185.53	311.94	319.25	359.02
Dadu	28	217.95	239.93	302.35	229.93	177.61	221.82	179.79	175.35	120.54	176.08	482.45	258.52	218.89
Peshawar	29	220.19	226.16	315.36	277.77	187.50	234.36	239.79	201.43	129.24	215.10	315.56	257.61	296.78
Mardan	30	251.40	229.58	348.88	302.22	257.87	227.23	220.54	208.63	126.26	245.04	531.15	275.08	328.80
Abbottabad	31	228.38	233.72	287.69	288.62	170.00	325.12	255.70	218.00	147.50	230.06	290.21	290.92	255.52
Bannu	32	227.59	229.16	341.03	219.08	237.53	234.22	189.78	176.13	121.14	211.05	247.11	326.11	297.65
D. I. Khan	33	227.56	235.83	322.15	218.88	241.00	213.02	196.53	162.11	112.78	168.98	399.84	258.55	231.21
Mingora	34	245.96	234.56	339.03	295.25	218.72	237.14	292.25	204.63	131.50	235.45	376.02	338.63	502.79
Quetta	35	213.52	225.89	295.55	197.13	214.57	190.15	196.69	183.74	124.32	176.24	237.76	238.59	220.01
Turbat	36	235.97	213.57	336.17	204.77	303.81	221.50	221.38	178.85	118.94	147.82	295.62	317.12	247.41
Gawadar	37	218.62	219.72	271.68	219.39	217.99	216.82	222.85	176.18	109.79	132.26	348.98	392.21	247.16
Loralai	38	237.27	234.39	350.52	241.80	260.56	205.94	218.01	184.17	121.03	207.74	273.98	358.31	261.05
Khuzdar	39	217.98	226.01	297.16	251.13	169.21	262.92	234.17	185.79	136.19	185.45	350.53	456.70	237.54
D. M. Jamali	40	225.65	239.97	355.38	210.44	200.39	229.33	217.07	197.01	123.71	160.63	331.38	299.84	226.66

## 7.8 Index Numbers of Wholesale Prices by Commodity Groups

Year / month	General	Agriculture Forestry & Fishery Product	Others & Minerals electricity gas & water	Food product Beverages & tobacco Textile Apparel & Leather Product	Other transportable Goods	Metal product Machinery & Equipment
--------------	---------	---	---	--	------------------------------	---

(2007-08=100)

2012-13	194.61	198.23	211.17	188.39	203.93	159.29
2013-14	158.88	165.52	163.62	156.11	162.99	132.02
2014-15	209.85	220.56	245.47	206.76	197.12	172.72
2015-16	207.64	226.43	244.24	213.58	171.21	171.46
2016-17	216.02	248.00	242.08	225.59	168.07	174.40
2017 Jan	214.84	240.28	242.43	226.31	170.47	174.43
Feb	215.86	243.57	242.78	226.40	170.89	174.49
Mar	217.29	247.41	242.56	227.09	171.65	175.44
Apr	219.22	254.52	242.28	227.31	171.61	176.25
May	218.78	252.57	241.85	227.51	171.76	176.43
Jun	217.77	255.41	241.61	222.73	170.67	176.73
Jul	217.24	251.86	241.76	224.20	170.61	176.14
Aug	217.96	250.96	242.53	226.39	170.93	177.02
Sep	218.08	252.05	242.68	225.30	171.64	177.12
Oct	219.41	254.45	242.97	226.01	173.59	177.34
Nov	220.20	252.96	243.05	227.22	176.98	177.63
Dec	221.00	252.94	243.79	227.93	179.11	177.80
2018 Jan	224.99	259.27	243.77	231.89	183.97	178.30

---



## 7.9 Index Numbers of Wholesale Prices by Commodities

Year/month	AGRICULTURE FORESTRY & FISHERY										
	Wheat	Maize	Rice	Sorghum/ Jowar	Millet/ Bajra	Vegetables	Fresh Fruits	Dry Fruits	Cotton Seeds	Other oil Seeds	Edible Roots Potatoes
(2007-08=100)											
2012-13	188.52	174.74	165.42	211.29	177.02	216.66	216.05	181.47	168.92	177.67	162.82
2013-14	227.13	185.28	177.67	279.98	179.06	254.41	226.73	201.66	185.58	178.30	314.12
2014-15	209.29	191.65	172.20	300.13	173.82	255.40	245.60	227.30	208.86	179.03	314.37
2015-16	209.07	194.53	147.58	291.34	192.41	258.45	254.69	245.18	249.16	162.08	152.76
2016-17	208.21	193.44	154.49	244.45	180.10	280.77	264.68	241.41	268.07	178.77	227.85
2017 Jan	214.17	186.37	153.30	236.93	167.74	203.45	221.77	242.90	266.81	189.43	171.38
Feb	215.69	187.42	157.46	235.79	168.08	211.37	230.94	241.74	267.94	181.39	164.46
Mar	215.36	188.80	158.39	252.72	166.48	228.79	266.14	237.76	273.72	181.57	193.76
Apr	208.27	196.14	161.46	237.62	168.81	309.16	302.55	237.07	274.20	182.29	196.74
May	199.84	193.75	164.78	211.32	160.16	244.61	319.44	236.56	277.04	181.57	232.84
Jun	197.88	194.40	166.29	211.32	163.48	241.83	362.37	236.63	277.99	181.04	271.09
Jul	196.73	187.91	167.90	213.13	160.62	285.60	314.93	237.06	280.36	182.82	273.56
Aug	194.17	189.41	168.81	209.74	157.16	296.47	284.12	233.30	278.51	182.82	256.16
Sep	196.01	191.42	168.67	211.96	160.05	400.21	253.92	235.18	260.12	185.96	271.48
Oct	200.05	191.03	169.62	216.04	160.38	431.44	257.11	243.99	260.64	190.07	266.89
Nov	205.94	192.98	167.04	216.66	169.49	382.44	215.99	248.97	254.01	194.39	271.08
Dec	207.62	197.32	169.19	226.29	169.85	332.34	231.15	258.63	255.91	194.71	295.50
2018 Jan	209.85	205.68	174.67	239.51	184.05	270.50	242.06	267.11	255.87	190.61	216.51

Contd.

## 7.9 Index Numbers of Wholesale Prices by Commodities

Year/month	AGRICULTURE FORESTRY & FISHERY											
	Stimulant & spice crops	Pulses	Sugar crops	Fibre crops	Unmanufactured tobacco	Poultry	Milk from bovine animals	Eggs	Raw animal material / wool	Hides&fur skins wool	Fuel wood in logs	Fishes fresh or chilled
(2007-08=100)												
2012-13	184.68	204.81	267.92	193.56	171.49	178.40	213.81	191.02	138.84	139.08	215.48	191.11
2013-14	316.66	186.74	267.92	217.41	186.62	202.88	225.98	200.17	155.22	145.20	238.11	247.73
2014-15	350.96	207.90	277.32	172.23	213.88	193.98	249.87	204.51	173.19	155.20	252.59	270.19
2015-16	269.52	252.23	286.30	170.39	230.07	191.41	255.23	186.82	176.08	153.18	263.90	354.97
2016-17	222.16	290.65	275.16	209.16	271.01	183.11	266.08	209.31	175.73	120.95	272.97	460.20
2017 Jan	221.64	294.48	268.94	207.18	274.91	157.27	268.18	257.22	177.44	113.78	277.01	446.03
Feb	224.40	271.33	268.94	216.97	277.88	169.47	266.07	229.04	178.30	105.67	277.01	466.43
Mar	218.25	262.14	268.94	219.67	277.89	217.22	266.07	173.47	177.63	106.49	279.63	466.06
Apr	211.77	266.68	268.94	219.01	279.24	223.38	268.56	169.58	177.28	107.72	279.63	467.04
May	208.56	269.80	268.94	218.63	290.42	205.02	268.56	178.14	176.86	106.42	279.63	466.43
Jun	221.79	266.71	268.94	219.02	291.25	192.50	268.56	182.17	176.22	106.42	279.63	466.43
Jul	243.03	266.22	268.94	204.44	290.76	201.12	268.56	191.56	173.80	102.78	279.63	463.98
Aug	269.90	263.31	268.94	204.58	290.62	190.18	269.94	199.48	172.91	100.98	279.63	463.98
Sep	294.09	263.85	268.94	199.67	293.30	226.19	269.94	204.41	172.91	98.57	279.63	440.36
Oct	292.37	263.60	268.94	198.59	296.90	178.79	272.70	213.03	173.18	103.25	282.69	450.77
Nov	281.17	260.73	268.94	208.95	297.10	157.76	272.70	288.96	173.53	103.77	282.69	457.89
Dec	265.09	254.88	257.62	208.95	305.98	204.55	272.70	281.12	173.34	104.78	283.56	465.17
2018 Jan	271.65	252.98	257.62	244.64	305.98	221.99	275.47	237.06	172.52	104.72	283.56	478.82

Contd.

## 7.9 Index Numbers of Wholesale Prices by Commodities

Year/Month	ORES/MINERALS, GAS & ELECT.				FOOD, BEVERAGES, TOBACCO TEXTILE, APPAREL, LEATHER TEXTILE					
	Coal not Agglomerated	Natural Gas liquified	Salt pure sodium chloride	Electrical Energy	Meat of Animals	Vegetables & fruit Juices	Dried Fruits & Nuts	Fruits & Juices	Vegetable Oil Refined	Vegetable Ghee
(2007-08=100)										
2012-13	209.81	197.43	175.78	226.10	228.80	186.93	219.33	158.67	157.94	141.75
2013-14	223.53	203.85	223.53	281.02	238.93	192.48	221.32	166.33	162.31	141.51
2014-15	223.53	202.94	247.76	292.89	257.56	197.17	226.22	172.75	159.75	132.06
2015-16	191.01	207.76	252.31	293.22	267.79	201.97	239.02	177.58	150.41	119.85
2016-17	154.51	209.55	245.12	288.00	282.23	216.85	255.25	181.49	153.08	124.63
2017 Jan	155.29	210.29	235.45	288.00	282.02	222.28	264.94	179.58	152.91	126.00
Feb	155.29	210.99	238.53	288.00	279.49	223.21	264.08	179.72	154.12	126.40
Mar	155.29	210.52	240.26	288.00	283.49	223.21	264.08	179.97	154.86	126.57
Apr	155.29	209.92	242.00	288.00	287.03	223.21	263.49	180.42	155.05	126.45
May	155.29	208.89	254.38	288.00	288.83	223.21	267.71	181.68	154.94	126.11
Jun	155.29	208.46	246.13	288.00	291.67	224.14	268.30	181.82	155.51	126.16
Jul	155.29	208.82	242.77	288.00	294.10	223.38	268.30	181.83	155.56	126.24
Aug	155.29	210.37	248.46	288.00	303.71	223.38	263.87	182.38	155.87	126.04
Sep	155.29	210.69	248.46	288.00	304.31	224.22	268.09	182.36	154.86	125.89
Oct	155.29	211.29	248.46	288.00	306.11	224.22	269.70	182.53	155.12	125.78
Nov	155.29	211.46	248.46	288.00	306.11	224.22	281.80	182.53	154.34	126.25
Dec	155.29	212.93	257.14	288.00	309.09	226.05	291.10	182.56	154.77	126.41
2018 Jan	155.29	212.87	257.14	288.00	311.27	226.05	296.20	182.55	155.66	127.54

Contd.

## 7.9 Index Numbers of Wholesale Prices by Commodities

Year/month	FOOD, BEVERAGES, TOBACCO TEXTILE, APPAREL, LEATHER TEXTILE												
	Oil cakes	Processed Liquid Milk	Milk & cream in solid form	Ice cream	Dairy Product N.E.C	Wheat Flour	Other cereal Flour	Sugar Refined	Choco late	Sugar Confectionary	Coffee & Tea	Spices	Other Food Product

(2007-08=100)

2012-13	166.19	207.70	171.54	172.43	207.02	172.24	194.72	201.93	99.19	101.34	203.24	279.84	319.16
2013-14	191.83	211.76	196.23	210.37	220.93	205.78	139.04	206.98	99.19	102.28	215.49	193.08	308.00
2014-15	203.54	243.81	219.96	219.91	239.23	198.20	149.19	217.88	99.19	103.59	192.27	189.96	295.24
2015-16	213.66	248.23	218.49	223.59	246.04	196.65	233.09	237.16	100.75	118.70	242.82	189.17	292.27
2016-17	229.42	258.73	219.63	243.11	252.64	194.74	288.67	242.70	99.77	125.99	243.24	190.21	293.92
2017 Jan	230.47	257.57	219.07	238.04	254.27	197.36	318.36	244.78	100.00	128.44	241.34	190.41	293.85
Feb	225.71	257.27	219.31	238.04	254.42	197.50	269.57	235.50	100.00	128.44	244.86	190.46	293.85
Mar	226.58	262.24	218.15	245.21	254.42	197.79	250.54	223.81	100.00	128.44	254.52	190.42	293.85
Apr	229.75	262.24	218.15	245.21	254.71	194.97	242.58	221.44	100.00	128.44	256.18	190.30	293.85
May	227.54	264.31	218.36	261.28	255.13	191.32	252.55	214.13	100.00	128.44	264.11	189.72	294.51
Jun	227.93	266.86	219.35	261.28	258.19	189.57	247.19	210.04	100.00	128.44	263.86	189.72	294.01
Jul	229.39	279.71	221.77	266.02	269.53	188.03	236.55	203.39	100.00	128.44	261.18	189.72	294.01
Aug	228.42	282.01	222.44	266.02	268.85	186.18	226.59	221.26	100.00	128.44	258.68	199.08	294.50
Sep	218.98	282.01	224.00	266.02	268.85	187.13	227.95	209.70	100.00	128.44	255.28	201.92	294.50
Oct	222.38	284.79	224.08	266.02	264.15	189.87	226.42	204.64	100.00	128.44	253.21	202.06	294.50
Nov	228.88	286.83	223.74	266.02	264.68	195.25	226.05	202.58	100.00	128.44	253.35	201.96	294.50
Dec	228.61	286.83	223.69	266.02	266.50	197.14	219.79	205.52	100.00	128.44	253.26	202.03	294.50
2018 Jan	231.10	287.08	223.37	266.02	267.37	196.64	217.28	199.93	100.00	127.85	253.63	202.13	294.50

Contd.

## 7.9 Index number of wholesale prices by commodities

Year/month	FOOD, BEVERAGES, TOBACCO TEXTILE, APPAREL, LEATHER TEXTILE									
	Mineral Water	Beverages	Tobacco Product	Cotton Yarn	Nylon Yarn	Blended Yarn	Woven Fabrics	Cotton Fabrics	Other Fabrics	Silk & Reyon Fabrics
(2007-08=100)										
2012-13	168.78	137.45	208.80	208.38	181.46	193.63	196.76	175.90	166.96	152.04
2013-14	182.07	151.87	246.42	213.03	178.22	198.57	222.82	189.15	182.16	161.87
2014-15	186.75	170.90	296.01	180.86	157.07	189.75	247.06	199.86	207.66	177.39
2015-16	190.57	172.11	378.88	173.44	147.60	180.47	270.86	203.54	218.26	187.05
2016-17	197.93	172.31	429.82	198.86	144.76	180.50	299.85	209.64	224.71	189.20
2017 Jan	198.57	172.33	445.85	196.95	143.99	180.91	310.72	209.34	224.40	188.10
Feb	198.57	172.33	445.85	203.06	143.99	181.06	310.72	209.30	224.40	186.55
Mar	198.57	172.33	445.85	203.06	143.99	182.33	310.72	209.30	224.40	186.55
Apr	198.57	172.33	445.85	203.06	143.99	182.78	310.72	209.95	224.40	186.55
May	198.57	172.03	445.85	203.16	143.99	182.28	316.28	211.60	227.16	188.89
Jun	198.57	172.03	318.37	203.44	143.99	182.11	316.28	211.60	227.16	188.89
Jul	199.51	172.92	318.37	202.68	143.99	182.65	316.28	211.33	227.16	188.89
Aug	199.51	172.85	318.37	202.49	143.99	183.38	316.28	211.33	227.16	188.89
Sep	206.35	172.85	318.37	201.61	143.99	183.55	316.28	211.47	227.16	188.14
Oct	208.51	172.85	318.37	202.18	143.99	184.65	316.28	211.50	227.16	188.14
Nov	207.93	172.85	318.37	204.94	143.99	186.96	316.28	211.50	227.16	188.14
Dec	208.14	172.85	318.37	204.94	143.99	186.96	321.49	212.00	227.16	188.14
2018 Jan	208.14	172.85	318.37	227.49	143.99	188.55	321.49	212.43	227.16	188.14

Contd.

## 7.9 Index number of wholesale prices by commodities

Year / month	FOOD, BEVERAGES, TOBACCO TEXTILE, APPAREL, LEATHER TEXTILE										
	Towels	Blankets	Bedsheet	Quilt	Woolen Carpets	Synthetic Carpets	Hosiery Product	Ready made Garments	Leather without Hairs	Other Leather N.E.C	Foot wears
(2007-08=100)											
2012-13	202.34	179.22	201.81	150.78	106.55	116.43	176.65	137.23	111.60	130.47	134.42
2013-14	231.49	205.36	230.69	166.21	110.96	115.50	191.70	156.73	168.48	288.58	134.22
2014-15	257.45	230.50	249.94	187.32	130.72	124.64	212.44	184.42	215.90	221.91	134.22
2015-16	267.20	241.24	256.29	198.19	155.16	128.26	222.15	193.88	220.42	206.93	137.54
2016-17	271.92	246.60	256.73	198.19	193.95	129.82	236.13	199.46	222.98	207.31	145.05
2017 Jan	271.17	247.52	256.07	203.79	196.43	129.25	241.83	199.15	221.97	207.31	145.51
Feb	276.14	247.38	256.07	203.79	196.43	129.25	241.83	199.15	221.97	207.31	145.51
Mar	276.14	247.52	256.07	203.79	196.43	130.95	241.83	196.08	221.97	207.31	145.51
Apr	276.14	247.52	256.07	203.79	196.43	130.95	241.83	197.19	221.97	207.31	145.51
May	276.14	247.52	256.87	203.79	196.43	130.95	243.31	197.19	221.97	207.31	145.51
Jun	276.14	247.52	256.87	203.79	196.43	130.95	243.31	201.37	221.97	207.31	145.51
Jul	276.14	247.52	256.87	208.42	196.43	130.95	243.31	201.37	221.97	207.31	145.51
Aug	276.14	247.52	256.87	208.42	196.43	130.95	243.31	201.37	221.97	207.31	145.51
Sep	276.14	247.52	256.87	213.05	196.43	130.95	243.31	201.37	221.97	207.31	145.51
Oct	276.14	247.38	256.87	222.32	196.43	130.95	244.11	201.37	221.97	207.31	145.51
Nov	276.14	257.93	256.87	222.32	196.43	130.95	244.11	201.37	212.68	207.02	145.51
Dec	276.14	265.03	256.87	222.32	196.43	130.95	244.11	201.37	212.68	207.02	145.51
2018 Jan	276.14	265.03	256.87	222.32	196.43	130.95	244.11	201.37	212.68	207.02	145.51

Contd.

## 7.9 Index number of wholesale prices by commodities

Year/month	OTHER TRANSPORTABLE GOODS												
	Timber	Printing Paper	Hard Board	Coke	Motor Sprit	Diesel Oil	Kerosine Oil	Furnace Oil	Mobile Oil	Chemicals	Dying Materials	Fertilizers	Pesticides
(2007-08=100)													
2012-13	149.51	158.66	193.63	163.45	168.70	257.74	260.42	177.08	183.78	154.14	105.42	261.38	195.99
2013-14	170.36	169.84	220.14	163.45	184.99	271.23	283.49	176.90	194.20	171.90	115.91	266.33	227.17
2014-15	195.72	167.58	218.10	163.45	147.81	214.81	228.04	132.51	201.20	196.13	145.04	272.04	281.42
2015-16	214.44	163.34	199.14	163.45	120.71	157.60	137.91	70.22	198.20	184.23	146.55	267.53	310.85
2016-17	225.62	166.07	212.50	163.45	115.52	149.70	115.81	93.94	197.45	174.85	146.55	219.37	306.54
2017 Jan	225.41	165.63	220.83	163.45	115.01	149.57	115.49	108.68	196.91	177.81	146.55	215.39	304.43
Feb	225.41	165.63	220.83	163.45	120.40	153.09	115.11	105.61	196.91	170.99	146.55	215.96	304.43
Mar	226.13	165.63	220.83	163.45	123.29	155.81	117.12	104.67	196.91	170.99	146.55	216.49	304.43
Apr	231.53	173.54	220.83	163.45	124.98	156.91	117.12	98.59	200.49	170.99	146.55	218.31	304.43
May	231.53	165.63	220.83	163.45	124.98	156.91	117.12	99.91	201.29	173.01	146.55	218.85	304.43
Jun	231.53	165.67	220.83	163.45	122.95	155.08	117.12	98.32	201.29	172.93	146.55	216.40	304.43
Jul	231.53	166.11	220.83	163.45	120.42	153.43	117.12	97.35	201.29	177.88	146.55	215.02	306.06
Aug	231.53	166.40	225.00	163.45	117.38	150.68	117.12	101.72	201.29	180.49	146.55	215.94	306.06
Sep	231.53	166.60	225.00	163.45	120.76	150.68	117.12	103.94	201.29	180.05	146.55	216.26	306.92
Oct	231.53	166.31	225.00	163.45	124.14	155.86	127.80	110.73	200.23	177.12	146.55	216.49	306.92
Nov	231.53	166.45	225.00	163.45	128.35	166.05	141.66	112.15	200.62	179.89	146.55	220.00	307.23
Dec	231.53	166.45	225.00	163.45	130.85	172.21	153.38	110.34	200.62	182.27	146.55	223.94	305.84
2018 Jan	233.32	168.59	225.00	163.45	137.71	185.90	171.38	116.89	201.21	182.36	146.55	223.59	310.16

Contd.

## 7.9 Index number of wholesale prices by commodities

Year / month	OTHER TRANSPORTABLE GOODS												
	Insecticides	Paints & Varnishes	Medicines	Soaps & Detergent	Auto Tyers	Plastic Products	Glass Sheets	Other Glass Articles	Ceramics & Sanitary	Bricks Blocks & Tiles	Cement	Bed Foams	Matches
(2007-08=100)													
2012-13	120.85	237.85	138.59	167.01	180.56	193.02	192.56	199.82	158.32	176.20	185.77	141.29	132.57
2013-14	143.37	260.43	139.76	180.26	185.96	201.16	207.04	212.10	182.46	193.91	203.42	148.32	143.20
2014-15	160.37	285.05	144.94	178.53	190.42	216.58	220.72	234.52	213.29	206.14	208.01	154.60	146.44
2015-16	135.83	295.05	151.50	176.76	188.83	228.68	231.30	247.70	226.84	215.66	206.72	161.34	162.62
2016-17	139.49	295.34	170.26	189.10	178.50	226.65	281.84	306.65	233.70	219.60	214.45	165.54	165.53
2017 Jan	141.62	296.43	173.72	190.99	176.87	225.73	297.20	306.37	234.18	219.28	217.11	168.33	165.53
Feb	143.12	296.43	173.83	191.29	177.07	225.73	297.20	307.95	234.18	219.99	218.23	167.17	165.53
Mar	143.92	294.51	174.85	191.21	177.07	225.88	298.97	312.91	233.92	220.98	216.71	170.83	165.53
Apr	142.02	294.51	174.00	191.21	177.07	225.88	298.97	317.24	233.92	220.73	216.55	170.00	171.36
May	141.71	294.51	174.00	191.14	177.07	225.88	298.97	317.24	233.92	220.73	214.78	170.00	171.36
Jun	141.88	294.51	174.00	191.14	177.07	225.88	298.97	317.24	233.92	220.73	215.12	170.00	171.36
Jul	139.64	294.51	174.14	191.20	177.07	225.88	298.97	317.24	232.65	221.24	220.11	170.33	171.36
Aug	142.41	294.56	174.94	191.20	177.07	225.88	298.97	317.24	232.65	221.50	221.52	170.33	171.36
Sep	141.98	298.67	176.72	191.45	177.07	225.88	298.97	317.24	232.65	221.69	221.52	170.33	171.36
Oct	138.62	299.42	176.89	191.45	177.07	225.88	298.97	317.24	232.65	222.47	217.15	170.33	171.36
Nov	137.12	299.42	176.89	191.45	177.07	226.00	302.27	318.10	232.65	223.21	212.69	170.33	171.36
Dec	137.12	299.42	177.01	191.76	177.07	226.00	302.27	318.10	234.59	223.47	212.17	171.50	171.36
2018 Jan	140.56	299.42	177.01	192.28	177.07	226.00	302.27	318.10	234.59	223.59	211.23	172.83	171.36

Contd.



## 7.9 Index number of wholesale prices by commodities

Year/month	METAL PRODUCT MACHINERY & EQUIPMENT									
	Pig Iron	Steel Bars & Sheets	Pipe Fittings	Steel Products	Engine & Motors	Vacuum Pumps	Air Conditioners	Cultivators	Chuff Cutter	Tractors
(2007-08=100)										
2012-13	128.97	134.92	143.38	162.79	109.07	115.39	174.17	187.71	140.67	161.96
2013-14	128.97	140.15	163.38	169.47	109.07	115.39	180.79	215.46	146.36	188.81
2014-15	128.97	144.81	189.28	173.11	109.07	115.39	195.28	224.52	149.20	214.54
2015-16	128.97	128.59	193.28	175.40	109.14	115.24	200.41	219.76	149.20	207.71
2016-17	128.97	128.39	205.18	177.31	115.34	121.58	200.49	197.94	152.04	202.23
2017 Jan	128.97	129.19	214.33	177.41	116.98	123.69	200.10	190.66	153.46	201.75
Feb	128.97	129.50	214.33	177.41	116.98	123.69	200.10	190.66	153.46	201.75
Mar	128.97	133.96	215.29	177.48	116.98	123.69	200.10	190.66	153.46	201.75
Apr	128.97	134.87	215.29	177.56	116.98	123.69	200.10	190.66	153.46	201.75
May	128.97	135.13	215.66	177.56	116.98	123.69	200.10	190.66	153.46	201.75
Jun	128.97	136.91	215.66	177.56	116.98	123.69	200.10	190.66	153.46	201.75
Jul	128.97	137.44	215.66	177.56	116.98	123.69	200.10	190.66	153.46	201.75
Aug	128.97	138.48	215.66	177.56	116.98	123.69	200.10	190.66	153.46	201.75
Sep	128.97	138.84	215.66	177.56	116.98	123.69	200.10	190.66	153.46	201.75
Oct	128.97	139.70	215.66	179.41	116.98	123.69	200.10	190.66	153.46	201.75
Nov	128.97	140.75	215.66	176.70	116.98	123.69	200.10	190.66	153.46	201.75
Dec	128.97	141.83	215.66	176.70	116.98	123.69	200.10	190.66	153.46	201.75
2018 Jan	128.97	144.52	215.66	176.70	116.98	123.69	200.10	190.66	153.46	201.75

Contd.

## 7.9 Index number of wholesale prices by commodities

Year / month	METAL PRODUCT MACHINERY & EQUIPMENT								
	Lathe Machine	Concrete Mixer	Refrige Wash & Sew mach Iron	Electrical Wires	Lighting Equip-ments	Radio & Television	Motor Vehicles	Motor Cycles	Bicycles
(2007-08=100)									
2012-13	147.68	138.83	167.54	160.01	147.57	127.52	170.90	125.06	177.20
2013-14	186.40	138.83	188.44	173.65	163.03	126.49	179.74	125.61	181.58
2014-15	208.81	138.83	197.51	186.83	166.63	126.49	182.92	127.07	184.24
2015-16	208.81	138.83	199.91	194.12	167.74	127.36	184.05	125.89	185.97
2016-17	234.57	138.83	207.81	201.10	171.45	140.01	190.70	125.89	187.75
2017 Jan	241.06	138.83	207.15	204.51	170.73	140.42	191.39	125.89	187.65
Feb	241.06	138.83	207.15	204.51	170.73	140.42	191.39	125.89	187.65
Mar	241.06	138.83	208.84	204.51	170.73	140.42	191.39	125.89	187.65
Apr	241.06	138.83	213.78	204.51	170.73	140.42	191.39	125.89	187.65
May	241.06	138.83	214.75	204.51	170.73	140.42	191.39	125.89	187.65
Jun	241.06	138.83	214.85	204.51	170.73	140.42	195.36	125.89	187.65
Jul	241.06	138.83	214.93	205.92	170.73	140.42	195.36	125.89	185.81
Aug	241.06	138.83	214.97	205.92	170.73	140.42	195.36	125.89	187.65
Sep	241.06	138.83	214.97	205.92	170.98	140.42	195.36	125.89	187.65
Oct	241.06	138.83	214.97	205.92	170.98	140.42	195.36	125.89	187.65
Nov	241.06	138.83	216.72	205.92	170.98	140.42	195.36	126.05	187.65
Dec	241.06	138.83	216.72	205.92	170.98	140.42	195.36	126.05	187.65
2018 Jan	241.06	138.83	216.72	205.92	171.39	140.42	195.36	126.05	187.65

## 7.10 Intercity Wholesale Prices of Selected Commodities

Group/Commodity/Item Specification	Unit	City	Prices (Rs.)			% Change in January, 2018 Over	
			Jan., 2018	Dec., 2017	Jan., 2017	Dec., 2017	Jan., 2017
<b>1. Agriculture Forestry &amp; Fishery</b>							
<b>001. Wheat</b>							
0111201. WHEAT AVG. QLTY.	100 KG.	LAH	3406.50	3406.50	3412.50	0.00	-0.18
		FAS	3275.00	3337.50	3300.00	-1.87	-0.76
		RAW	3450.00	3450.00	3650.00	0.00	-5.48
		MUL	3275.00	3225.00	3325.00	1.55	-1.50
		GUJ	3100.00	3100.00	3400.00	0.00	-8.82
		SAH	3156.25	2775.00	3312.50	13.74	-4.72
		SAR	3100.00	3100.00	3200.00	0.00	-3.13
		SKT	3250.00	3250.00	3600.00	0.00	-9.72
		BPR	3387.50	3387.50	3387.50	0.00	0.00
		GJT	3250.00	3250.00	3350.00	0.00	-2.99
		KSR	3425.00	3362.50	3417.50	1.86	0.22
		KAR	3700.00	3650.00	3650.00	1.37	1.37
		HYD	3380.00	3372.50	3390.00	0.22	-0.29
		SKR	3250.00	3250.00	3400.00	0.00	-4.41
		LRK	3250.00	3250.00	3125.00	0.00	4.00
		MPK	3100.00	3100.00	3000.00	0.00	3.33
		NWB	3200.00	3200.00	3200.00	0.00	0.00
		PSH	3225.00	3200.00	3400.00	0.78	-5.15
		BNU	3350.00	3200.00	3300.00	4.69	1.52
<b>002. Maize</b>							
0112201. MAIZE AVG. QLTY.	40 KG.	LAH	1075.00	875.00	875.00	22.86	22.86
		FAS	1100.00	1100.00	850.00	0.00	29.41
		RAW	1187.50	1187.50	1187.50	0.00	0.00
		SAR	1500.00	1500.00	1550.00	0.00	-3.23
		KSR	1150.00	875.00	825.00	31.43	39.39
		KAR	1420.00	1420.00	1380.00	0.00	2.90
		HYD	1200.00	1200.00	975.00	0.00	23.08
		PSH	1160.00	1120.00	960.00	3.57	20.83
		BNU	1400.00	1400.00	1400.00	0.00	0.00
		QTA	1480.00	1480.00	1480.00	0.00	0.00
<b>003. Rice</b>							
0113201. RICE BASMATI SUP. QLTY.	40 KG.	LAH	4450.00	4300.00	3560.00	3.49	25.00
		FAS	4100.00	4100.00	3300.00	0.00	24.24
		RAW	5175.00	5175.00	4737.50	0.00	9.23
		MUL	3850.00	3750.00	3350.00	2.67	14.93
		GUJ	4480.00	4200.00	3300.00	6.67	35.76
		SKT	4000.00	4000.00	3200.00	0.00	25.00
		KAR	6100.00	5900.00	3960.00	3.39	54.04
		HYD	4750.00	4500.00	3900.00	5.56	21.79
		MPK	5000.00	4800.00	3600.00	4.17	38.89
		PSH	5400.00	4500.00	3600.00	20.00	50.00
		MNG	4200.00	4200.00	3150.00	0.00	33.33
		QTA	5000.00	5000.00	4800.00	0.00	4.17
0113202. RICE BASMATI BROKEN AVG. QLTY.	40 KG.	LAH	2450.00	2250.00	1960.00	8.89	25.00
		RAW	3125.00	3050.00	2825.00	2.46	10.62
		GUJ	2000.00	1900.00	1900.00	5.26	5.26
		SAH	2600.00	2600.00	1880.00	0.00	38.30
		SKT	1825.00	1825.00	1800.00	0.00	1.39
		BPR	2250.00	2250.00	2000.00	0.00	12.50
		GJT	1800.00	1800.00	1800.00	0.00	0.00
		KSR	2350.00	2250.00	1975.00	4.44	18.99
		KAR	2900.00	2540.00	1950.00	14.17	48.72
		HYD	2600.00	2250.00	1925.00	15.56	35.06
		SKR	2000.00	2000.00	2000.00	0.00	0.00
		LRK	2640.00	2640.00	2400.00	0.00	10.00
		MPK	2200.00	2200.00	1520.00	0.00	44.74
		PSH	3000.00	2400.00	1900.00	25.00	57.89

Contd.

## 7.10 Intercity Wholesale Prices of Selected Commodities

Group/Commodity/Item Specification	Unit	City	Prices (Rs.)			% Change in January, 2018 Over		
			Jan., 2018	Dec., 2017	Jan., 2017	Dec., 2017	Jan., 2017	
0113203. RICE IRRI-9 PUNJAB	40 KG.	BNU	1800.00	1650.00	1650.00	9.09	9.09	
		QTA	3200.00	3200.00	2000.00	0.00	60.00	
		LAH	1950.00	1875.00	1780.00	4.00	9.55	
		FAS	1840.00	1840.00	1650.00	0.00	11.52	
		RAW	2150.00	2150.00	2125.00	0.00	1.18	
0113204. RICE IRRI-6 SINDH	40 KG.	SAR	2350.00	2350.00	1800.00	0.00	30.56	
		SKT	1600.00	1600.00	1600.00	0.00	0.00	
		QTA	1600.00	1600.00	1600.00	0.00	0.00	
		KAR	1660.00	1460.00	1320.00	13.70	25.76	
		HYD	1625.00	1625.00	1375.00	0.00	18.18	
004. Sorghum / Jowar	40 KG.	SKR	1440.00	1440.00	1440.00	0.00	0.00	
		LRK	1360.00	1360.00	1360.00	0.00	0.00	
		NWB	1625.00	1625.00	1800.00	0.00	-9.72	
		PSH	1850.00	1700.00	1650.00	8.82	12.12	
		QTA	1440.00	1440.00	1440.00	0.00	0.00	
0114201. JOWAR AVG. QLTY.	40 KG.	LAH	1150.00	1075.00	1425.00	6.98	-19.30	
		FAS	1125.00	1025.00	900.00	9.76	25.00	
		SAR	1550.00	1600.00	1512.50	-3.13	2.48	
		GJT	1400.00	1400.00	1350.00	0.00	3.70	
		KAR	1340.00	1340.00	1420.00	0.00	-5.63	
005. Millet / Bajra	40 KG.	HYD	1350.00	1050.00	1095.00	28.57	23.29	
		PSH	1600.00	1500.00	1710.00	6.67	-6.43	
		LAH	1250.00	1075.00	1075.00	16.28	16.28	
		FAS	1175.00	1020.00	920.00	15.20	27.72	
		SAR	1250.00	1225.00	1200.00	2.04	4.17	
0118201. BAJRA AVG. QLTY.	40 KG.	GJT	1060.00	1060.00	1000.00	0.00	6.00	
		KAR	1160.00	1160.00	1240.00	0.00	-6.45	
		HYD	1300.00	1040.00	1025.00	25.00	26.83	
		PSH	1102.00	1077.00	1102.00	2.32	0.00	
		006. Vegetables	100 KG.	LAH	3100.00	3600.00	1950.00	-13.89
FAS	2000.00			3500.00	1500.00	-42.86	33.33	
RAW	1775.00			1925.00	2675.00	-7.79	-33.64	
MUL	2500.00			4200.00	2375.00	-40.48	5.26	
SAR	5050.00			5050.00	1825.00	0.00	176.71	
0121301. CAULIFLOWER AVG. QLTY.	100 KG.		SKT	5000.00	5000.00	3000.00	0.00	66.67
			KAR	3100.00	2900.00	1700.00	6.90	82.35
			SKR	3200.00	4000.00	1600.00	-20.00	100.00
			PSH	3500.00	3000.00	2000.00	16.67	75.00
			LAH	2100.00	3650.00	1250.00	-42.47	68.00
			FAS	1900.00	3500.00	550.00	-45.71	245.45
			MUL	2200.00	4200.00	1100.00	-47.62	100.00
			SKT	5000.00	4000.00	1500.00	25.00	233.33
0122201. CUCUMBER (KHEERA) AVG. QLTY.	100 KG.	KAR	2250.00	4100.00	2650.00	-45.12	-15.09	
		SKR	3200.00	4000.00	2000.00	-20.00	60.00	
		MPK	3250.00	3250.00	1750.00	0.00	85.71	
		PSH	3500.00	2750.00	1000.00	27.27	250.00	
		QTA	4600.00	4600.00	2600.00	0.00	76.92	
		LAH	3700.00	3100.00	2950.00	19.35	25.42	
		FAS	3250.00	3000.00	3000.00	8.33	8.33	
		RAW	4725.00	4550.00	2700.00	3.85	75.00	
		MUL	4200.00	2600.00	2200.00	61.54	90.91	
		GUJ	4000.00	4000.00	3200.00	0.00	25.00	
SAR	4175.00	4275.00	4415.00	-2.34	-5.44			
SKT	4000.00	5000.00	3000.00	-20.00	33.33			
KAR	3250.00	2100.00	2350.00	54.76	38.30			
HYD	3000.00	2600.00	3000.00	15.38	0.00			

Contd.

## 7.10 Intercity Wholesale Prices of Selected Commodities

Group/Commodity/Item Specification	Unit	City	Prices (Rs.)			% Change in January, 2018 Over	
			Jan., 2018	Dec., 2017	Jan., 2017	Dec., 2017	Jan., 2017
0122401. TOMATOES AVG. QLTY.	40 KG.	SKR	4600.00	4000.00	3800.00	15.00	21.05
		PSH	3000.00	3000.00	4000.00	0.00	-25.00
		BNU	4375.00	3750.00	4000.00	16.67	9.38
		QTA	4600.00	3600.00	2600.00	27.78	76.92
		LAH	980.00	1550.00	887.50	-36.77	10.42
		FAS	1400.00	1800.00	900.00	-22.22	55.56
		RAW	1325.00	2775.00	875.00	-52.25	51.43
		MUL	1100.00	1925.00	650.00	-42.86	69.23
		GUJ	1600.00	2400.00	1100.00	-33.33	45.45
		SAH	1440.00	2775.00	1050.00	-48.11	37.14
		SAR	1285.00	2135.00	850.00	-39.81	51.18
		SKT	1800.00	2400.00	800.00	-25.00	125.00
		BPR	1520.00	2560.00	680.00	-40.63	123.53
		GJT	2150.00	2650.00	1200.00	-18.87	79.17
		KAR	760.00	1950.00	300.00	-61.03	153.33
		HYD	760.00	1550.00	525.00	-50.97	44.76
		SKR	900.00	1600.00	400.00	-43.75	125.00
		LRK	1400.00	3600.00	800.00	-61.11	75.00
		0123201. PEAS (MATAR) AVG. QLTY.	100 KG.	MPK	700.00	1300.00	280.00
PSH	1450.00			1900.00	800.00	-23.68	81.25
BNU	1450.00			2800.00	900.00	-48.21	61.11
MNG	1800.00			2600.00	1000.00	-30.77	80.00
QTA	1400.00			2600.00	480.00	-46.15	191.67
LAH	2900.00			6100.00	2350.00	-52.46	23.40
FAS	3500.00			9500.00	2750.00	-63.16	27.27
RAW	4550.00			9100.00	3550.00	-50.00	28.17
GUJ	4000.00			6500.00	3400.00	-38.46	17.65
SKT	5000.00			10000.00	3600.00	-50.00	38.89
KAR	4250.00			10250.00	3900.00	-58.54	8.97
SKR	4400.00			10000.00	5000.00	-56.00	-12.00
MPK	3750.00			8500.00	3500.00	-55.88	7.14
PSH	7500.00			7500.00	4000.00	0.00	87.50
BNU	4000.00			9375.00	4000.00	-57.33	0.00
QTA	6600.00			14600.00	8600.00	-54.79	-23.26
LAH	2050.00			2450.00	950.00	-16.33	115.79
FAS	1300.00			1800.00	700.00	-27.78	85.71
0124101. TURNIP AVG. QLTY.	100 KG.			RAW	1550.00	1975.00	2250.00
		MUL	1700.00	2500.00	1100.00	-32.00	54.55
		SKT	1800.00	3000.00	1500.00	-40.00	20.00
		KAR	2100.00	2550.00	1100.00	-17.65	90.91
		SKR	1600.00	3000.00	1000.00	-46.67	60.00
		PSH	1200.00	1100.00	1800.00	9.09	-33.33
		MNG	2500.00	1600.00	1500.00	56.25	66.67
		QTA	2600.00	2600.00	1600.00	0.00	62.50
		LAH	1950.00	2850.00	1275.00	-31.58	52.94
		FAS	1600.00	2500.00	1500.00	-36.00	6.67
		RAW	2050.00	3450.00	2350.00	-40.58	-12.77
		MUL	1400.00	2600.00	1300.00	-46.15	7.69
		GUJ	2250.00	4000.00	1350.00	-43.75	66.67
		SAR	1875.00	3575.00	1670.00	-47.55	12.28
		SKT	3000.00	4500.00	1800.00	-33.33	66.67
		KAR	2100.00	2100.00	1500.00	0.00	40.00
		SKR	2000.00	2500.00	1600.00	-20.00	25.00
		MPK	1100.00	2550.00	1650.00	-56.86	-33.33
		0124201. GARLIC	40 KG.	PSH	3200.00	3000.00	2000.00
MNG	3000.00			2800.00	2100.00	7.14	42.86
QTA	1600.00			2600.00	2200.00	-38.46	-27.27
LAH	4700.00			4700.00	9575.00	0.00	-50.91
FAS	5100.00			4650.00	10000.00	9.68	-49.00

Contd.

## 7.10 Intercity Wholesale Prices of Selected Commodities

Group/Commodity/Item Specification	Unit	City	Prices (Rs.)			% Change in January, 2018 Over	
			Jan., 2018	Dec., 2017	Jan., 2017	Dec., 2017	Jan., 2017
		RAW	5425.00	5425.00	8975.00	0.00	-39.55
		SAR	4950.00	4850.00	11200.00	2.06	-55.80
		SKT	6200.00	5200.00	11000.00	19.23	-43.64
		GJT	5000.00	5000.00	10800.00	0.00	-53.70
		KAR	4600.00	3400.00	9800.00	35.29	-53.06
		HYD	5000.00	4100.00	9100.00	21.95	-45.05
		SKR	4800.00	4600.00	10000.00	4.35	-52.00
		PSH	4400.00	4400.00	11200.00	0.00	-60.71
		MNG	6000.00	4800.00	10000.00	25.00	-40.00
		QTA	8000.00	7600.00	11200.00	5.26	-28.57
0124301. ONIONS DRY AVG. QLTY.	40 KG.	LAH	1700.00	1750.00	790.00	-2.86	115.19
		FAS	1800.00	1800.00	680.00	0.00	164.71
		RAW	2050.00	2825.00	962.50	-27.43	112.99
		MUL	1675.00	1800.00	620.00	-6.94	170.16
		GUJ	2000.00	2000.00	900.00	0.00	122.22
		SAH	1850.00	2025.00	797.50	-8.64	131.97
		SAR	1660.00	1760.00	650.00	-5.68	155.38
		SKT	2800.00	2800.00	1000.00	0.00	180.00
		BPR	2040.00	2160.00	760.00	-5.56	168.42
		GJT	1850.00	2000.00	1000.00	-7.50	85.00
		KSR	1720.00	1900.00	832.50	-9.47	106.61
		KAR	1100.00	1560.00	500.00	-29.49	120.00
		HYD	1200.00	1700.00	575.00	-29.41	108.70
		SKR	1600.00	1600.00	430.00	0.00	272.09
		LRK	2000.00	2400.00	1000.00	-16.67	100.00
		MPK	1450.00	1450.00	400.00	0.00	262.50
		NWB	2025.00	2425.00	800.00	-16.49	153.13
		PSH	2100.00	2100.00	800.00	0.00	162.50
		BNU	2000.00	2700.00	800.00	-25.93	150.00
		MNG	1600.00	2400.00	1000.00	-33.33	60.00
		QTA	1800.00	2000.00	800.00	-10.00	125.00
0124901. RADDISH AVG. QLTY.	100 KG.	RAW	1525.00	1950.00	1875.00	-21.79	-18.67
		MUL	1200.00	1600.00	1350.00	-25.00	-11.11
		GUJ	2000.00	2000.00	700.00	0.00	185.71
		SAR	1125.00	1090.00	1445.00	3.21	-22.15
		SKT	2000.00	2000.00	1000.00	0.00	100.00
		KAR	1100.00	950.00	900.00	15.79	22.22
		MPK	1100.00	1100.00	900.00	0.00	22.22
		PSH	900.00	900.00	1500.00	0.00	-40.00
007. Fresh Fruits							
0131201. BANANA AVG. QLTY.	DOZ.	LAH	65.00	60.00	66.25	8.33	-1.89
		FAS	42.50	40.00	33.75	6.25	25.93
		RAW	62.50	62.50	66.25	0.00	-5.66
		MUL	55.00	55.00	52.50	0.00	4.76
		GUJ	60.00	52.50	52.50	14.29	14.29
		SKT	65.00	65.00	60.00	0.00	8.33
		BPR	52.50	42.50	50.00	23.53	5.00
		GJT	51.00	48.00	50.00	6.25	2.00
		KAR	37.50	22.50	29.00	66.67	29.31
		HYD	45.00	45.00	42.50	0.00	5.88
		SKR	45.00	40.00	50.00	12.50	-10.00
		MPK	25.00	25.00	27.50	0.00	-9.09
		PSH	45.00	45.00	45.00	0.00	0.00
		MNG	50.00	50.00	70.00	0.00	-28.57
0131701. PAPAYA (PAPETA)	40 KG.	LAH	3750.00	3550.00	3562.50	5.63	5.26
		KAR	2200.00	2500.00	1700.00	-12.00	29.41
		HYD	3200.00	3200.00	2450.00	0.00	30.61
		MPK	1600.00	1600.00	2400.00	0.00	-33.33

Contd.

## 7.10 Intercity Wholesale Prices of Selected Commodities

Group/Commodity/Item Specification	Unit	City	Prices (Rs.)			% Change in January, 2018 Over	
			Jan., 2018	Dec., 2017	Jan., 2017	Dec., 2017	Jan., 2017
0132301. MALTA AVG. QLTY.	100	LAH	875.00	925.00	975.00	-5.41	-10.26
		FAS	675.00	675.00	525.00	0.00	28.57
		RAW	960.00	990.00	782.50	-3.03	22.68
		SAR	825.00	510.00	512.50	61.76	60.98
		KAR	850.00	750.00	575.00	13.33	47.83
		HYD	950.00	950.00	750.00	0.00	26.67
		PSH	950.00	1100.00	1125.00	-13.64	-15.56
0132302. KINO AVG. QLTY.	100	QTA	660.00	660.00	450.00	0.00	46.67
		LAH	675.00	550.00	925.00	22.73	-27.03
		FAS	450.00	450.00	450.00	0.00	0.00
		RAW	490.00	562.50	575.00	-12.89	-14.78
		SAR	487.50	462.50	575.00	5.41	-15.22
		KAR	750.00	550.00	425.00	36.36	76.47
		HYD	650.00	650.00	500.00	0.00	30.00
0134401. STRAWBURY	40 KG.	PSH	550.00	550.00	650.00	0.00	-15.38
		QTA	660.00	660.00	450.00	0.00	46.67
		LAH	4900.00	4900.00	2850.00	0.00	71.93
		RAW	5950.00	5950.00	4650.00	0.00	27.96
		KAR	22000.00	5700.00	4600.00	285.96	378.26
		SKR	4200.00	4200.00	2000.00	0.00	110.00
		0135101. APPLE AVG. QLTY.	40 KG.	LAH	3650.00	3450.00	4275.00
0135101. APPLE AVG. QLTY.	40 KG.	RAW	3100.00	3100.00	2200.00	0.00	40.91
		MUL	2600.00	3450.00	2600.00	-24.64	0.00
		KAR	1900.00	2540.00	1900.00	-25.20	0.00
		HYD	2800.00	2500.00	2000.00	12.00	40.00
		SKR	2500.00	2000.00	2500.00	25.00	0.00
		PSH	3200.00	3200.00	2570.00	0.00	24.51
		MNG	4080.00	4140.00	3600.00	-1.45	13.33
0135102. APPLE SUP. QLTY.	40 KG.	QTA	3600.00	3200.00	3040.00	12.50	18.42
		LAH	6300.00	6100.00	5790.00	3.28	8.81
		RAW	7425.00	7775.00	6150.00	-4.50	20.73
		GJT	4600.00	4500.00	4300.00	2.22	6.98
		KAR	2900.00	2900.00	2700.00	0.00	7.41
		PSH	4600.00	4400.00	4000.00	4.55	15.00
		MNG	5200.00	5445.00	4200.00	-4.50	23.81
0135901. GUAVA AVG. QLTY.	40 KG.	QTA	5600.00	5200.00	4040.00	7.69	38.61
		LAH	1900.00	1550.00	1475.00	22.58	28.81
		RAW	2375.00	2175.00	2350.00	9.20	1.06
		MUL	2500.00	2300.00	2100.00	8.70	19.05
		KAR	1250.00	980.00	1100.00	27.55	13.64
		HYD	1600.00	1400.00	1450.00	14.29	10.34
		PSH	2400.00	2000.00	2400.00	20.00	0.00
0136101. WATER MELON	40 KG.	QTA	2000.00	2000.00	1800.00	0.00	11.11
		LAH	1150.00	1150.00	1025.00	0.00	12.20
		FAS	500.00	500.00	500.00	0.00	0.00
		RAW	825.00	825.00	1175.00	0.00	-29.79
		MUL	750.00	750.00	1200.00	0.00	-37.50
		KSR	950.00	950.00	1115.00	0.00	-14.80
		KAR	1800.00	1800.00	880.00	0.00	104.55
0136102. MUSK MELON (SARDA/GARMA)	40 KG.	HYD	800.00	800.00	950.00	0.00	-15.79
		SKR	1000.00	1000.00	400.00	0.00	150.00
		PSH	1100.00	1100.00	800.00	0.00	37.50
		QTA	700.00	700.00	760.00	0.00	-7.89
		LAH	2550.00	2250.00	1575.00	13.33	61.90
		RAW	1975.00	1975.00	2875.00	0.00	-31.30
		SKT	3500.00	3500.00	1000.00	0.00	250.00
0136102. MUSK MELON (SARDA/GARMA)	40 KG.	KAR	1500.00	1400.00	1300.00	7.14	15.38
		PSH	1000.00	1000.00	1200.00	0.00	-16.67

Contd.

## 7.10 Intercity Wholesale Prices of Selected Commodities

Group/Commodity/Item Specification	Unit	City	Prices (Rs.)			% Change in January, 2018 Over	
			Jan., 2018	Dec., 2017	Jan., 2017	Dec., 2017	Jan., 2017
0136103. SWEET MELON (KHURBOZA)	40 KG.	LAH	2100.00	2100.00	2050.00	0.00	2.44
		RAW	1950.00	1950.00	2175.00	0.00	-10.34
		KAR	1700.00	1700.00	1100.00	0.00	54.55
		HYD	1500.00	1500.00	2200.00	0.00	-31.82
<b>008. Dry Fruits</b>							
0138101. ALMOND KAGZI(IN SHELL)AVG. QLTY.	40 KG.	LAH	22500.00	22500.00	21400.00	0.00	5.14
		RAW	21650.00	21650.00	19400.00	0.00	11.60
		MUL	21500.00	20500.00	23250.00	4.88	-7.53
		KAR	25200.00	25200.00	29000.00	0.00	-13.10
		HYD	30400.00	28000.00	24000.00	8.57	26.67
		MPK	28000.00	28000.00	25000.00	0.00	12.00
		PSH	27000.00	27000.00	22200.00	0.00	21.62
		MNG	26400.00	26400.00	21600.00	0.00	22.22
		QTA	20000.00	20000.00	20000.00	0.00	0.00
0138401. CHHOARA (DRY DATES) AVG. QLTY.	40 KG.	LAH	4300.00	4100.00	3825.00	4.88	12.42
		FAS	2750.00	2250.00	2250.00	22.22	22.22
		RAW	3750.00	3750.00	4050.00	0.00	-7.41
		MUL	4250.00	4250.00	3700.00	0.00	14.86
		KAR	4100.00	4100.00	5400.00	0.00	-24.07
		HYD	3000.00	3000.00	2900.00	0.00	3.45
		MPK	2200.00	2200.00	2000.00	0.00	10.00
		PSH	2700.00	2700.00	2800.00	0.00	-3.57
		BNU	3700.00	3700.00	3700.00	0.00	0.00
0138501. PISTACHIO(WITHOUT SHELL)AVG. QLTY	40 KG.	LAH	70000.00	69000.00	80500.00	1.45	-13.04
		RAW	70500.00	70500.00	75000.00	0.00	-6.00
		MUL	66000.00	70000.00	68000.00	-5.71	-2.94
		KAR	102000.00	102000.00	102000.00	0.00	0.00
		HYD	81000.00	83000.00	80000.00	-2.41	1.25
		SKR	82000.00	82000.00	82000.00	0.00	0.00
		PSH	76000.00	76000.00	72000.00	0.00	5.56
		QTA	60000.00	60000.00	58000.00	0.00	3.45
0138901. COCONUT DRY AVG. QLTY.	40 KG.	LAH	12500.00	9700.00	9550.00	28.87	30.89
		MUL	14750.00	14000.00	9700.00	5.36	52.06
		GJT	13700.00	13200.00	9500.00	3.79	44.21
		KAR	14800.00	10595.00	10200.00	39.69	45.10
		HYD	16400.00	16000.00	9500.00	2.50	72.63
		SKR	12800.00	12800.00	10400.00	0.00	23.08
		MPK	15600.00	14800.00	9500.00	5.41	64.21
		PSH	14200.00	14200.00	10200.00	0.00	39.22
		MNG	14800.00	14800.00	10000.00	0.00	48.00
<b>009. Cotton Seeds</b>							
0143101. COTTON SEEDS	40 KG.	FAS	1550.00	1550.00	1600.00	0.00	-3.13
		MUL	1225.00	1225.00	1375.00	0.00	-10.91
		SAH	1286.04	1312.82	1763.00	-2.04	-27.05
		SAR	1925.00	1900.00	1885.00	1.32	2.12
		SKT	2000.00	2000.00	2000.00	0.00	0.00
		KSR	1675.00	1675.00	1675.00	0.00	0.00
		KAR	2440.00	2440.00	2280.00	0.00	7.02
		HYD	1400.00	1400.00	1500.00	0.00	-6.67
<b>010. Other Oil Seeds</b>							
0144201. MUSTARD SEEDS	40 KG.	FAS	2650.00	2850.00	2350.00	-7.02	12.77
		MUL	2500.00	2500.00	2375.00	0.00	5.26
		SAH	2350.00	2625.00	2250.00	-10.48	4.44
		BPR	2750.00	2750.00	2675.00	0.00	2.80
		KSR	2750.00	2750.00	2750.00	0.00	0.00
		KAR	2760.00	2760.00	2520.00	0.00	9.52
		HYD	2300.00	2400.00	2500.00	-4.17	-8.00

Contd.



## 7.10 Intercity Wholesale Prices of Selected Commodities

Group/Commodity/Item Specification	Unit	City	Prices (Rs.)			% Change in January, 2018 Over	
			Jan., 2018	Dec., 2017	Jan., 2017	Dec., 2017	Jan., 2017
		MPK	2500.00	2500.00	2200.00	0.00	13.64
		NWB	2125.00	2125.00	2100.00	0.00	1.19
		PSH	4000.00	4000.00	4800.00	0.00	-16.67
<b>011. Edible Roots / Potatoes</b>							
0151001. POTATOES WHITE AVG. QLTY.	40 KG.	KAR	730.00	920.00	500.00	-20.65	46.00
		HYD	540.00	960.00	525.00	-43.75	2.86
		SKR	720.00	1000.00	480.00	-28.00	50.00
		MPK	700.00	750.00	800.00	-6.67	-12.50
		QTA	1200.00	1200.00	960.00	0.00	25.00
0151002. POTATOES RED AVG. QLTY.	40 KG.	LAH	825.00	1125.00	570.00	-26.67	44.74
		FAS	720.00	1320.00	560.00	-45.45	28.57
		RAW	1275.00	1475.00	877.50	-13.56	45.30
		MUL	680.00	1700.00	620.00	-60.00	9.68
		GUJ	1250.00	1500.00	700.00	-16.67	78.57
		SAH	700.00	1840.00	600.00	-61.96	16.67
		SAR	650.00	1285.00	610.00	-49.42	6.56
		SKT	1200.00	1600.00	600.00	-25.00	100.00
		BPR	840.00	1560.00	580.00	-46.15	44.83
		PSH	1120.00	1120.00	1000.00	0.00	12.00
		MNG	1200.00	1200.00	1000.00	0.00	20.00
<b>012. Stimulant &amp; Spice Crops</b>							
0165201. RED CHILLIES DRY(WHOLE)	40 KG.	LAH	7100.00	7100.00	7850.00	0.00	-9.55
		FAS	6900.00	6900.00	5800.00	0.00	18.97
		RAW	7750.00	7450.00	7850.00	4.03	-1.27
		MUL	6750.00	6450.00	3400.00	4.65	98.53
		KAR	8400.00	7600.00	9000.00	10.53	-6.67
		HYD	6500.00	7250.00	7200.00	-10.34	-9.72
		MPK	6500.00	6900.00	5250.00	-5.80	23.81
		PSH	8000.00	8000.00	8000.00	0.00	0.00
		QTA	12000.00	12000.00	11600.00	0.00	3.45
0165401. CUMINSEED WHITE 50 G.PKT.NAT.	EACH	LAH	65.00	65.00	50.50	0.00	28.71
		FAS	48.70	48.70	48.28	0.00	0.87
		RAW	64.00	64.00	46.00	0.00	39.13
		MUL	47.50	47.50	49.07	0.00	-3.20
		KAR	68.00	68.00	50.00	0.00	36.00
		HYD	70.00	70.00	52.00	0.00	34.62
		MPK	40.45	40.45	40.45	0.00	0.00
		PSH	65.00	65.00	51.00	0.00	27.45
		MNG	50.00	50.00	45.00	0.00	11.11
		QTA	50.00	50.00	46.00	0.00	8.70
0165402. CARDAMOM LARGE	40 KG.	LAH	60000.00	57000.00	92000.00	5.26	-34.78
		RAW	52500.00	52500.00	83500.00	0.00	-37.13
		MUL	58000.00	48000.00	78000.00	20.83	-25.64
		KAR	82000.00	82000.00	84000.00	0.00	-2.38
		HYD	45000.00	52000.00	75000.00	-13.46	-40.00
		MPK	60000.00	55000.00	80000.00	9.09	-25.00
		PSH	68000.00	65000.00	80000.00	4.62	-15.00
		QTA	112000.00	112000.00	108000.00	0.00	3.70
0165403. CARDAMOM SMALL	KG.	LAH	1900.00	1900.00	1325.00	0.00	43.40
		RAW	1725.00	1725.00	1325.00	0.00	30.19
		MUL	1750.00	1625.00	1100.00	7.69	59.09
		KAR	1650.00	1650.00	1550.00	0.00	6.45
		HYD	1600.00	1500.00	1375.00	6.67	16.36
		MPK	1500.00	1500.00	1200.00	0.00	25.00
		PSH	2000.00	2000.00	1200.00	0.00	66.67
		QTA	3250.00	3250.00	925.00	0.00	251.35
0165501. CINNAMON	40 KG.	RAW	9350.00	9350.00	9350.00	0.00	0.00
		MUL	9850.00	9250.00	9100.00	6.49	8.24
		KAR	10200.00	10200.00	10300.00	0.00	-0.97

Contd.

## 7.10 Intercity Wholesale Prices of Selected Commodities

Group/Commodity/Item Specification	Unit	City	Prices (Rs.)			% Change in January, 2018 Over		
			Jan., 2018	Dec., 2017	Jan., 2017	Dec., 2017	Jan., 2017	
0165701. GINGER GREEN	40 KG.	PSH	10000.00	10000.00	10000.00	0.00	0.00	
		QTA	9600.00	9600.00	14600.00	0.00	-34.25	
		LAH	4650.00	4650.00	2775.00	0.00	67.57	
		FAS	4000.00	3250.00	3062.50	23.08	30.61	
		RAW	6450.00	6750.00	3475.00	-4.44	85.61	
		SAR	4935.00	4825.00	3200.00	2.28	54.22	
		SKT	6000.00	6000.00	3200.00	0.00	87.50	
		KAR	4200.00	3800.00	3000.00	10.53	40.00	
		HYD	4800.00	4500.00	4000.00	6.67	20.00	
		SKR	4720.00	4720.00	3200.00	0.00	47.50	
		PSH	4200.00	4200.00	3600.00	0.00	16.67	
013. Pulses	40 KG.	MNG	5200.00	5200.00	5000.00	0.00	4.00	
		QTA	8400.00	8000.00	7800.00	5.00	7.69	
		0170101. KIDNEY BEANS DRY WHOLE (LOBIA)	LAH	4750.00	4650.00	4675.00	2.15	1.60
		RAW	4650.00	4650.00	4350.00	0.00	6.90	
		MUL	3900.00	3900.00	4550.00	0.00	-14.29	
		KSR	5100.00	4550.00	4675.00	12.09	9.09	
		KAR	4600.00	4400.00	3740.00	4.55	22.99	
		HYD	3450.00	3640.00	3700.00	-5.22	-6.76	
		PSH	4600.00	4400.00	4050.00	4.55	13.58	
		BNU	3900.00	3900.00	3800.00	0.00	2.63	
		QTA	5500.00	5500.00	5600.00	0.00	-1.79	
0170401. MASOOR WHOLE AVG. QLTY.	100 KG.	LAH	6250.00	7600.00	10600.00	-17.76	-41.04	
		FAS	5625.00	5625.00	7625.00	0.00	-26.23	
		RAW	8900.00	8900.00	12250.00	0.00	-27.35	
		MUL	5450.00	5450.00	8375.00	0.00	-34.93	
		SAR	6250.00	8025.00	7650.00	-22.12	-18.30	
		SKT	11500.00	11500.00	10000.00	0.00	15.00	
		BPR	6250.00	6250.00	9250.00	0.00	-32.43	
		GJT	10000.00	10000.00	10000.00	0.00	0.00	
		KSR	9500.00	7900.00	10250.00	20.25	-7.32	
		KAR	6750.00	6750.00	8350.00	0.00	-19.16	
		HYD	5400.00	5400.00	7225.00	0.00	-25.26	
0170402. MASOOR SPLIT AVG. QLTY.	100 KG.	SKR	8000.00	8000.00	9000.00	0.00	-11.11	
		LRK	8250.00	8000.00	11000.00	3.13	-25.00	
		MPK	6500.00	6500.00	9500.00	0.00	-31.58	
		PSH	7000.00	7000.00	9600.00	0.00	-27.08	
		QTA	13400.00	12600.00	13000.00	6.35	3.08	
		LAH	8700.00	8750.00	13350.00	-0.57	-34.83	
		FAS	6312.50	6375.00	8875.00	-0.98	-28.87	
		RAW	9550.00	9550.00	13100.00	0.00	-27.10	
		MUL	6100.00	6100.00	8875.00	0.00	-31.27	
		SAR	7025.00	7025.00	8950.00	0.00	-21.51	
		SKT	13000.00	13000.00	10600.00	0.00	22.64	
0170901. GRAM WHOLE YELLOW AVG. QLTY.	100 KG.	BPR	6750.00	6750.00	9750.00	0.00	-30.77	
		GJT	12000.00	12000.00	12000.00	0.00	0.00	
		KAR	7900.00	7900.00	9200.00	0.00	-14.13	
		HYD	5800.00	5900.00	8250.00	-1.69	-29.70	
		SKR	7000.00	7000.00	9500.00	0.00	-26.32	
		LRK	7200.00	7500.00	11250.00	-4.00	-36.00	
		MPK	6800.00	6800.00	11000.00	0.00	-38.18	
		PSH	6600.00	6600.00	9500.00	0.00	-30.53	
		QTA	12400.00	12000.00	13600.00	3.33	-8.82	
		LAH	13750.00	13750.00	16250.00	0.00	-15.38	
		FAS	12125.00	12750.00	13750.00	-4.90	-11.82	
RAW	20100.00	20100.00	17650.00	0.00	13.88			
MUL	18125.00	18125.00	17275.00	0.00	4.92			
SAR	11550.00	12500.00	13625.00	-7.60	-15.23			

Contd.

## 7.10 Intercity Wholesale Prices of Selected Commodities

Group/Commodity/Item Specification	Unit	City	Prices (Rs.)			% Change in January, 2018 Over	
			Jan., 2018	Dec., 2017	Jan., 2017	Dec., 2017	Jan., 2017
		BPR	16250.00	19250.00	18750.00	-15.58	-13.33
		GJT	15250.00	15250.00	15250.00	0.00	0.00
		KAR	14750.00	14750.00	16750.00	0.00	-11.94
		HYD	15000.00	15000.00	13250.00	0.00	13.21
		SKR	15000.00	15000.00	14500.00	0.00	3.45
		MPK	20500.00	21000.00	22500.00	-2.38	-8.89
		PSH	18000.00	19500.00	17500.00	-7.69	2.86
		BNU	10000.00	11500.00	13500.00	-13.04	-25.93
		QTA	19600.00	19600.00	16000.00	0.00	22.50
0170902. GRAM SPLIT AVG. QLTY.	100 KG.	LAH	8900.00	8900.00	14375.00	0.00	-38.09
		FAS	8500.00	8875.00	11875.00	-4.23	-28.42
		RAW	10900.00	10900.00	16750.00	0.00	-34.93
		MUL	9750.00	9750.00	14250.00	0.00	-31.58
		GUJ	9500.00	9500.00	13000.00	0.00	-26.92
		SAR	8775.00	8000.00	9875.00	9.69	-11.14
		SKT	9000.00	9000.00	13500.00	0.00	-33.33
		BPR	9750.00	9750.00	14250.00	0.00	-31.58
		GJT	8400.00	8400.00	14000.00	0.00	-40.00
		KAR	9250.00	9250.00	12650.00	0.00	-26.88
		HYD	8450.00	8450.00	13750.00	0.00	-38.55
		SKR	9800.00	9800.00	13500.00	0.00	-27.41
		MPK	9500.00	9000.00	16000.00	5.56	-40.63
		PSH	9400.00	9400.00	15500.00	0.00	-39.35
		BNU	9500.00	10500.00	15500.00	-9.52	-38.71
		QTA	15000.00	14000.00	18600.00	7.14	-19.35
0170903. MASH WHOLE AVG. QLTY.	100 KG.	LAH	11250.00	12250.00	17250.00	-8.16	-34.78
		FAS	7250.00	7125.00	11500.00	1.75	-36.96
		RAW	11750.00	11750.00	17100.00	0.00	-31.29
		MUL	9375.00	9375.00	12875.00	0.00	-27.18
		SKT	9000.00	9500.00	13500.00	-5.26	-33.33
		KSR	9500.00	9500.00	17100.00	0.00	-44.44
		KAR	11100.00	11100.00	13800.00	0.00	-19.57
0170904. MASH SPLIT AVG. QLTY.	100 KG.	LAH	14500.00	14500.00	20100.00	0.00	-27.86
		FAS	10625.00	11250.00	14500.00	-5.56	-26.72
		RAW	13100.00	13100.00	18350.00	0.00	-28.61
		MUL	10375.00	10375.00	14750.00	0.00	-29.66
		SKT	12500.00	12500.00	15000.00	0.00	-16.67
		KSR	14000.00	13000.00	19100.00	7.69	-26.70
		KAR	11500.00	11500.00	14650.00	0.00	-21.50
		HYD	8550.00	9000.00	14250.00	-5.00	-40.00
		SKR	10000.00	10000.00	15500.00	0.00	-35.48
		MPK	8200.00	8200.00	17200.00	0.00	-52.33
		PSH	11000.00	11000.00	16000.00	0.00	-31.25
		MNG	11000.00	11000.00	17200.00	0.00	-36.05
		QTA	21000.00	19000.00	19600.00	10.53	7.14
0170905. MOONG WHOLE AVG. QLTY.	100 KG.	LAH	8450.00	8000.00	10900.00	5.62	-22.48
		FAS	8250.00	7750.00	8750.00	6.45	-5.71
		RAW	9750.00	9600.00	11850.00	1.56	-17.72
		MUL	7250.00	6250.00	7625.00	16.00	-4.92
		SKT	8000.00	7500.00	10300.00	6.67	-22.33
		GJT	8000.00	8000.00	9000.00	0.00	-11.11
		KSR	8250.00	7600.00	10550.00	8.55	-21.80
		KAR	9100.00	9100.00	8350.00	0.00	8.98
		SKR	9000.00	9000.00	10000.00	0.00	-10.00
		PSH	9600.00	8000.00	9600.00	20.00	0.00
		MNG	8000.00	8000.00	8500.00	0.00	-5.88
		QTA	15400.00	14800.00	13000.00	4.05	18.46
0170906. MOONG SPLIT AVG. QLTY.	100 KG.	LAH	9250.00	8700.00	12100.00	6.32	-23.55
		FAS	8250.00	7375.00	8375.00	11.86	-1.49

Contd.

## 7.10 Intercity Wholesale Prices of Selected Commodities

Group/Commodity/Item Specification	Unit	City	Prices (Rs.)			% Change in January, 2018 Over	
			Jan., 2018	Dec., 2017	Jan., 2017	Dec., 2017	Jan., 2017
		RAW	10700.00	10175.00	11950.00	5.16	-10.46
		MUL	8250.00	7250.00	9125.00	13.79	-9.59
		SKT	10000.00	9500.00	10500.00	5.26	-4.76
		GJT	8500.00	8500.00	9750.00	0.00	-12.82
		KAR	8500.00	8500.00	9400.00	0.00	-9.57
		HYD	8300.00	8300.00	9500.00	0.00	-12.63
		SKR	10000.00	10000.00	12000.00	0.00	-16.67
		MPK	8500.00	8500.00	13000.00	0.00	-34.62
		PSH	7800.00	6800.00	9100.00	14.71	-14.29
		MNG	10000.00	10000.00	9400.00	0.00	6.38
		QTA	15000.00	14400.00	12600.00	4.17	19.05
<b>014. Sugar Crops</b>							
0180206. SUGAR CANE ( OPEN MARKET )	40 KG.	FAS	150.00	150.00	172.50	0.00	-13.04
		HYD	182.00	182.00	182.00	0.00	0.00
		PSH	180.00	180.00	180.00	0.00	0.00
<b>015. Fibre Crops</b>							
0192101. COTTON SPOT RATE EX-KAR.	40 KG.	KAR	8273.25	7027.25	6970.25	17.73	18.69
0192201. JUTE BAGS LOCAL	100	LAH	10500.00	10500.00	11550.00	0.00	-9.09
		FAS	12000.00	12000.00	9000.00	0.00	33.33
		KAR	11750.00	11750.00	12900.00	0.00	-8.91
		PSH	11000.00	11000.00	11000.00	0.00	0.00
<b>016. Unmanufactured Tobacco</b>							
0197001. TOBACCO SIND KARO	40 KG.	SAR	6500.00	6500.00	6100.00	0.00	6.56
		SKR	4000.00	4000.00	4000.00	0.00	0.00
		LRK	3800.00	3800.00	3200.00	0.00	18.75
0197002. TOBACCO DESI(MITHA)	40 KG.	LAH	8900.00	8900.00	7650.00	0.00	16.34
		SAR	8250.00	8250.00	7600.00	0.00	8.55
		HYD	5200.00	5200.00	4200.00	0.00	23.81
		QTA	3000.00	3000.00	2800.00	0.00	7.14
0197003. TOBACCO SUFAID PATHA	40 KG.	MUL	6900.00	6900.00	7100.00	0.00	-2.82
		SAR	6550.00	6550.00	6400.00	0.00	2.34
		KAR	4900.00	4900.00	4900.00	0.00	0.00
		HYD	4400.00	4400.00	4700.00	0.00	-6.38
		QTA	5600.00	5600.00	5415.00	0.00	3.42
0197004. TOBACCO HUKKA TWISTED	40 KG.	LAH	7900.00	7900.00	6750.00	0.00	17.04
		RAW	3250.00	3250.00	2825.00	0.00	15.04
		MUL	4400.00	4400.00	4550.00	0.00	-3.30
		KSR	7700.00	7700.00	6500.00	0.00	18.46
		HYD	4500.00	4500.00	4500.00	0.00	0.00
		SKR	9500.00	9500.00	8000.00	0.00	18.75
		QTA	3200.00	3200.00	2970.00	0.00	7.74
0197005. TOBACCO HUKKA PREPARED	40 KG.	LAH	6050.00	6050.00	5250.00	0.00	15.24
		RAW	2050.00	2050.00	1625.00	0.00	26.15
		MUL	1500.00	1500.00	1500.00	0.00	0.00
		KSR	5650.00	5650.00	5250.00	0.00	7.62
		LRK	2500.00	2500.00	2000.00	0.00	25.00
		QTA	1800.00	1800.00	1530.00	0.00	17.65
<b>017. Poultry</b>							
0215101. CHICKEN FARM(LIVE)	1 KG.	LAH	141.00	149.00	106.50	-5.37	32.39
		FAS	149.50	152.00	105.00	-1.64	42.38
		RAW	157.50	139.00	102.50	13.31	53.66
		MUL	161.50	158.50	118.00	1.89	36.86
		GUJ	168.00	150.00	99.00	12.00	69.70
		SKT	145.00	145.00	112.00	0.00	29.46
		BPR	151.00	144.50	115.00	4.50	31.30
		KAR	192.50	172.50	129.00	11.59	49.22
		HYD	187.50	160.00	130.00	17.19	44.23
		SKR	180.00	160.00	125.00	12.50	44.00
		MPK	178.00	140.00	104.00	27.14	71.15

Contd.

## 7.10 Intercity Wholesale Prices of Selected Commodities

Group/Commodity/Item Specification	Unit	City	Prices (Rs.)			% Change in January, 2018 Over	
			Jan., 2018	Dec., 2017	Jan., 2017	Dec., 2017	Jan., 2017
		PSH	159.00	154.00	120.00	3.25	32.50
		MNG	143.00	143.00	141.00	0.00	1.42
		QTA	190.00	155.00	125.00	22.58	52.00
<b>018. Raw Milk from Bovine Animals</b>							
0221101. FRESH MILK	40 LTR.	LAH	2627.50	2627.50	2627.50	0.00	0.00
		FAS	2800.00	2800.00	2600.00	0.00	7.69
		RAW	3387.50	3387.50	3337.50	0.00	1.50
		MUL	2650.00	2650.00	2650.00	0.00	0.00
		SAH	2400.00	2400.00	2400.00	0.00	0.00
		SKT	3000.00	3000.00	2600.00	0.00	15.38
		KSR	2225.00	2225.00	2460.00	0.00	-9.55
		KAR	3200.00	3200.00	3000.00	0.00	6.67
		HYD	2960.00	2960.00	2800.00	0.00	5.71
		SKR	3000.00	3000.00	3120.00	0.00	-3.85
		MPK	2600.00	2600.00	2600.00	0.00	0.00
		PSH	2800.00	2400.00	2400.00	16.67	16.67
		BNU	2800.00	2800.00	2800.00	0.00	0.00
		QTA	3400.00	3400.00	3400.00	0.00	0.00
<b>019. Eggs</b>							
0231001. EGGS FARM CRATE OF 30 DOZ.	EACH	LAH	2960.00	3750.00	3480.00	-21.07	-14.94
		FAS	2920.00	3750.00	3480.00	-22.13	-16.09
		RAW	3040.00	3725.00	3425.00	-18.39	-11.24
		MUL	3250.00	3900.00	3350.00	-16.67	-2.99
		GUJ	3300.00	3900.00	3480.00	-15.38	-5.17
		SKT	3300.00	3600.00	3200.00	-8.33	3.13
		BPR	2880.00	3960.00	3480.00	-27.27	-17.24
		KAR	3050.00	4065.00	3435.00	-24.97	-11.21
		HYD	2890.00	3680.00	3450.00	-21.47	-16.23
		SKR	3000.00	3720.00	3750.00	-19.35	-20.00
		MPK	3100.00	3600.00	3540.00	-13.89	-12.43
		PSH	3450.00	3750.00	3450.00	-8.00	0.00
		MNG	3700.00	3700.00	3500.00	0.00	5.71
		QTA	3600.00	3600.00	3200.00	0.00	12.50
<b>020. Raw Animal Materials / Wool</b>							
0294201. WOOL PAK. SUPERIOR WHITE	40 KG.	LAH	1575.00	1575.00	1575.00	0.00	0.00
		MUL	1250.00	1250.00	1750.00	0.00	-28.57
		KAR	7200.00	7200.00	6300.00	0.00	14.29
		BNU	2500.00	2500.00	2500.00	0.00	0.00
0294202. WOOL PAK. SUPERIOR YELLOW	40 KG.	LAH	1375.00	1375.00	1375.00	0.00	0.00
		MUL	550.00	550.00	850.00	0.00	-35.29
		KAR	4300.00	4300.00	4300.00	0.00	0.00
		BNU	2250.00	2250.00	2250.00	0.00	0.00
0294203. WOOL PAK MEDIUM WHITE	40 KG.	LAH	1300.00	1300.00	1300.00	0.00	0.00
		MUL	950.00	950.00	1700.00	0.00	-44.12
		KAR	3600.00	3600.00	3600.00	0.00	0.00
		BNU	2100.00	2100.00	2100.00	0.00	0.00
0294204. WOOL PAK.MEDIUM YELLOW	40 KG.	LAH	1175.00	1175.00	1175.00	0.00	0.00
		MUL	450.00	450.00	725.00	0.00	-37.93
		KAR	3275.00	3275.00	3275.00	0.00	0.00
		BNU	1850.00	1850.00	1850.00	0.00	0.00
0294205. WOOL COLOURED LIGHT	40 KG.	LAH	925.00	925.00	925.00	0.00	0.00
		MUL	450.00	550.00	550.00	-18.18	-18.18
		KAR	2700.00	2700.00	2700.00	0.00	0.00
		BNU	1600.00	1600.00	1600.00	0.00	0.00
0294206. WOOL COLOURED DARK	40 KG.	LAH	825.00	825.00	825.00	0.00	0.00
		MUL	175.00	225.00	325.00	-22.22	-46.15
		KAR	2500.00	2500.00	2500.00	0.00	0.00
		BNU	1500.00	1500.00	1500.00	0.00	0.00

Contd.

## 7.10 Intercity Wholesale Prices of Selected Commodities

Group/Commodity/Item Specification	Unit	City	Prices (Rs.)			% Change in January, 2018 Over	
			Jan., 2018	Dec., 2017	Jan., 2017	Dec., 2017	Jan., 2017
<b>021. Hides &amp; Fur Skins, Raw</b>							
0295101. HIDES WET SALTED COW MEDIUM	EACH	LAH	1275.00	1275.00	1475.00	0.00	-13.56
		RAW	1525.00	1525.00	1450.00	0.00	5.17
		MUL	1650.00	1650.00	1550.00	0.00	6.45
		SKT	1750.00	1750.00	1750.00	0.00	0.00
		KSR	1200.00	1200.00	1475.00	0.00	-18.64
		KAR	3200.00	3200.00	4000.00	0.00	-20.00
		HYD	3200.00	3200.00	2500.00	0.00	28.00
		BNU	1000.00	1000.00	1000.00	0.00	0.00
		QTA	2500.00	2500.00	2500.00	0.00	0.00
0295102. HIDES WET SALTED BUFFALO MEDIUM	EACH	LAH	975.00	975.00	1275.00	0.00	-23.53
		RAW	1525.00	1525.00	1450.00	0.00	5.17
		MUL	1250.00	1250.00	1950.00	0.00	-35.90
		SKT	2000.00	2000.00	2000.00	0.00	0.00
		KSR	900.00	900.00	1175.00	0.00	-23.40
		KAR	2000.00	2000.00	2700.00	0.00	-25.93
		HYD	2000.00	2000.00	1800.00	0.00	11.11
		BNU	1200.00	1200.00	1200.00	0.00	0.00
		QTA	2400.00	2400.00	2400.00	0.00	0.00
0295103. HIDES WET SALTED CALF MEDIUM	EACH	LAH	525.00	525.00	675.00	0.00	-22.22
		RAW	1250.00	1250.00	1150.00	0.00	8.70
		MUL	750.00	750.00	950.00	0.00	-21.05
		SKT	500.00	500.00	500.00	0.00	0.00
		KSR	380.00	380.00	575.00	0.00	-33.91
		KAR	3000.00	3000.00	3900.00	0.00	-23.08
		HYD	3000.00	3000.00	2050.00	0.00	46.34
		BNU	500.00	500.00	500.00	0.00	0.00
		QTA	1800.00	1800.00	1800.00	0.00	0.00
0295301. SHEEP SKIN MEDIUM	100	RAW	22500.00	22500.00	21500.00	0.00	4.65
		MUL	6500.00	6500.00	11500.00	0.00	-43.48
		KSR	9750.00	9750.00	13500.00	0.00	-27.78
		KAR	31000.00	31000.00	42500.00	0.00	-27.06
		HYD	25000.00	25000.00	10000.00	0.00	150.00
		PSH	7000.00	7000.00	10000.00	0.00	-30.00
		QTA	30000.00	30000.00	30000.00	0.00	0.00
0295302. SHEEP SKIN LARGE	100	LAH	16000.00	16000.00	19500.00	0.00	-17.95
		RAW	25500.00	25500.00	24500.00	0.00	4.08
		MUL	11500.00	11500.00	21000.00	0.00	-45.24
		KSR	13250.00	13250.00	17500.00	0.00	-24.29
		KAR	46500.00	46500.00	46500.00	0.00	0.00
		HYD	15000.00	15000.00	15000.00	0.00	0.00
		PSH	10000.00	10000.00	13500.00	0.00	-25.93
		QTA	35000.00	35000.00	40000.00	0.00	-12.50
0295401. GOAT SKIN LARGE	100	LAH	18000.00	18000.00	21000.00	0.00	-14.29
		RAW	24500.00	24500.00	23500.00	0.00	4.26
		KSR	14500.00	14500.00	18500.00	0.00	-21.62
		KAR	32500.00	32500.00	32500.00	0.00	0.00
		HYD	22000.00	22000.00	20250.00	0.00	8.64
		PSH	14000.00	14000.00	14500.00	0.00	-3.45
		QTA	40000.00	40000.00	43500.00	0.00	-8.05
0295402. GOAT SKIN EXTRA LARGE	100	LAH	20500.00	20500.00	23250.00	0.00	-11.83
		RAW	26500.00	26500.00	25500.00	0.00	3.92
		MUL	31500.00	34000.00	46000.00	-7.35	-31.52
		KSR	16000.00	16000.00	20500.00	0.00	-21.95
		KAR	35000.00	35000.00	35000.00	0.00	0.00
		HYD	28000.00	28000.00	22250.00	0.00	25.84
		PSH	20000.00	20000.00	20000.00	0.00	0.00
		QTA	45000.00	45000.00	52500.00	0.00	-14.29
0295403. GOAT SKIN MEDIUM	100	LAH	13500.00	13500.00	15500.00	0.00	-12.90

Contd.

## 7.10 Intercity Wholesale Prices of Selected Commodities

Group/Commodity/Item Specification	Unit	City	Prices (Rs.)			% Change in January, 2018 Over	
			Jan., 2018	Dec., 2017	Jan., 2017	Dec., 2017	Jan., 2017
		RAW	23500.00	23500.00	22250.00	0.00	5.62
		MUL	17500.00	17500.00	24000.00	0.00	-27.08
		SKT	19000.00	19000.00	19000.00	0.00	0.00
		KSR	11600.00	11600.00	14500.00	0.00	-20.00
		KAR	20500.00	20500.00	20500.00	0.00	0.00
		PSH	10000.00	10000.00	20000.00	0.00	-50.00
		QTA	25000.00	25000.00	37500.00	0.00	-33.33
0295404. GOAT SKIN SMALL	100	LAH	9500.00	9500.00	11500.00	0.00	-17.39
		RAW	22500.00	22500.00	21500.00	0.00	4.65
		SKT	15000.00	15000.00	15000.00	0.00	0.00
		KSR	8250.00	8250.00	10500.00	0.00	-21.43
		KAR	15500.00	15500.00	15500.00	0.00	0.00
		PSH	8000.00	8000.00	15000.00	0.00	-46.67
		QTA	15000.00	15000.00	27000.00	0.00	-44.44
022. Fuel Wood in Logs							
0313001. FIRE WOOD MIXED DRY	40 KG.	LAH	655.00	655.00	655.00	0.00	0.00
		FAS	380.00	380.00	380.00	0.00	0.00
		RAW	650.00	650.00	650.00	0.00	0.00
		MUL	530.00	530.00	490.00	0.00	8.16
		GJT	550.00	550.00	550.00	0.00	0.00
		KAR	600.00	600.00	600.00	0.00	0.00
		HYD	550.00	550.00	500.00	0.00	10.00
		SKR	375.00	375.00	375.00	0.00	0.00
		LRK	450.00	450.00	450.00	0.00	0.00
		PSH	675.00	675.00	675.00	0.00	0.00
		MNG	560.00	560.00	500.00	0.00	12.00
		QTA	515.00	515.00	515.00	0.00	0.00
023. Fish Live Fresh or Chilled							
0411901. FISH RAHU RIVER	40 KG.	LAH	9600.00	10000.00	9175.00	-4.00	4.63
		RAW	5950.00	5750.00	5750.00	3.48	3.48
		MUL	9100.00	9600.00	8700.00	-5.21	4.60
		HYD	8800.00	8800.00	8000.00	0.00	10.00
		SKR	10000.00	9000.00	8800.00	11.11	13.64
		PSH	8050.00	8050.00	8000.00	0.00	0.63
0411902. FISH RAHU SEA	40 KG.	KAR	9800.00	9400.00	8300.00	4.26	18.07
0411903. FISH SURMAI ( SEA )	40 KG.	KAR	14800.00	14400.00	14450.00	2.78	2.42
<b>2. Ores/Minerals, Elec., Gas &amp; Water</b>							
024. Coal not Agglomerated							
1101001. COAL	MT.	LAH	9900.00	9900.00	9900.00	0.00	0.00
025. Natural Gas Liquified							
1202001. SUI GAS GENERAL INDUSRIAL USE	MMBTU	KAR	600.00	600.00	600.00	0.00	0.00
1202002. LPG	KG.	LAH	119.00	120.50	89.50	-1.24	32.96
		RAW	126.50	117.50	100.50	7.66	25.87
		KAR	120.00	120.00	90.00	0.00	33.33
		PSH	130.00	140.00	110.00	-7.14	18.18
		QTA	120.00	120.00	120.00	0.00	0.00
1202003. CNG	KG.	KAR	74.99	74.99	67.50	0.00	11.10
026. Salt & Pure Sodium Chloride							
1620001. SALT CRUSHED LAHORI	40 KG.	LAH	360.00	360.00	215.00	0.00	67.44
		RAW	395.00	395.00	395.00	0.00	0.00
		MUL	280.00	280.00	280.00	0.00	0.00
		GJT	240.00	240.00	240.00	0.00	0.00
		KAR	360.00	360.00	350.00	0.00	2.86
		SKR	275.00	275.00	275.00	0.00	0.00
		PSH	150.00	150.00	200.00	0.00	-25.00
1620002. SEA SALT	40 KG.	LAH	350.00	350.00	235.00	0.00	48.94
		FAS	170.00	170.00	170.00	0.00	0.00
		KAR	122.50	122.50	122.50	0.00	0.00
		HYD	150.00	150.00	150.00	0.00	0.00

Contd.

## 7.10 Intercity Wholesale Prices of Selected Commodities

Group/Commodity/Item Specification	Unit	City	Prices (Rs.)			% Change in January, 2018 Over	
			Jan., 2018	Dec., 2017	Jan., 2017	Dec., 2017	Jan., 2017
		NWB	322.50	322.50	300.00	0.00	7.50
<b>027. Electrical Energy</b>							
1710011. ELECTRICITY TARRIF B1	KWH.	KAR	15.34	15.34	15.34	0.00	0.00
1710012. ELECTRICITY TARRIF B2	KWH.	KAR	15.15	15.15	15.15	0.00	0.00
1710013. ELECTRICITY TARRIF B3	KWH.	KAR	15.52	15.52	15.52	0.00	0.00
1710014. ELECTRICITY TARRIF B4	KWH.	KAR	15.46	15.46	15.46	0.00	0.00
1710021. ELECTRICITY TARIFF-D1	KWH.	KAR	10.09	10.09	10.09	0.00	0.00
1710022. ELECTRICITY TARIFF-D2	KWH.	KAR	11.70	11.70	11.70	0.00	0.00
<b>3. Food,Beverages,Tobacco,Textiles,Leather</b>							
<i>3a) Food Products, Beverages &amp; Tobacco</i>							
<b>028. Meat of Animals</b>							
2111101. BEEF	40 KG.	LAH	12200.00	12200.00	11700.00	0.00	4.27
		FAS	10200.00	10200.00	10200.00	0.00	0.00
		RAW	12250.00	11250.00	8950.00	8.89	36.87
		MUL	12100.00	12100.00	9650.00	0.00	25.39
		SAR	13200.00	13200.00	11650.00	0.00	13.30
		GJT	13200.00	13200.00	11200.00	0.00	17.86
		KAR	11400.00	11400.00	11400.00	0.00	0.00
		HYD	10550.00	10550.00	10050.00	0.00	4.98
		PSH	11200.00	11200.00	11200.00	0.00	0.00
		MNG	12500.00	12500.00	10800.00	0.00	15.74
		QTA	15600.00	15600.00	15000.00	0.00	4.00
2111601. MUTTON	40 KG.	LAH	29000.00	29000.00	28000.00	0.00	3.57
		FAS	26000.00	26000.00	24000.00	0.00	8.33
		RAW	33250.00	32750.00	26900.00	1.53	23.61
		MUL	25600.00	24600.00	23500.00	4.07	8.94
		KAR	24400.00	24400.00	24400.00	0.00	0.00
		HYD	24000.00	24000.00	21500.00	0.00	11.63
		PSH	27200.00	27200.00	24400.00	0.00	11.48
		MNG	24000.00	24000.00	20000.00	0.00	20.00
		QTA	27600.00	27600.00	25600.00	0.00	7.81
<b>029. Vegetables &amp; Fruit Juice</b>							
2133101. TOMATO KETCHUP 300 GM.	DOZ.	LAH	900.00	900.00	900.00	0.00	0.00
		FAS	892.20	892.20	892.20	0.00	0.00
		RAW	1175.00	1175.00	1045.00	0.00	12.44
		MUL	1037.40	1037.40	1037.40	0.00	0.00
		GJT	920.00	920.00	920.00	0.00	0.00
		KAR	1080.00	1080.00	1080.00	0.00	0.00
		HYD	1080.00	1080.00	1032.00	0.00	4.65
		SKR	1013.04	1013.04	855.36	0.00	18.43
		MPK	1014.00	1014.00	1014.00	0.00	0.00
		PSH	1300.00	1300.00	1100.00	0.00	18.18
		MNG	900.00	900.00	1030.00	0.00	-12.62
		QTA	960.00	960.00	960.00	0.00	0.00
2133901. CHILLES & LIME PKL.IN OIL 340 G.	DOZ.	LAH	1250.00	1250.00	1250.00	0.00	0.00
		RAW	1152.50	1152.50	1152.50	0.00	0.00
		KAR	1380.00	1380.00	1380.00	0.00	0.00
		MPK	992.76	992.76	992.76	0.00	0.00
		PSH	1260.00	1260.00	1260.00	0.00	0.00
		QTA	938.00	938.00	938.00	0.00	0.00
<b>030. Dried Fruits &amp; Nuts</b>							
2141101. KISHMISH(RAISIN) AVG. QLTY.	40 KG.	LAH	13000.00	9900.00	9900.00	31.31	31.31
		RAW	8450.00	8450.00	8100.00	0.00	4.32
		MUL	9250.00	8850.00	6600.00	4.52	40.15
		KAR	10500.00	10500.00	10500.00	0.00	0.00
		HYD	10200.00	10200.00	10000.00	0.00	2.00
		MPK	9500.00	9500.00	10000.00	0.00	-5.00
		PSH	6200.00	6200.00	6200.00	0.00	0.00
		BNU	8900.00	8900.00	8900.00	0.00	0.00

Contd.



## 7.10 Intercity Wholesale Prices of Selected Commodities

Group/Commodity/Item Specification	Unit	City	Prices (Rs.)			% Change in January, 2018 Over			
			Jan., 2018	Dec., 2017	Jan., 2017	Dec., 2017	Jan., 2017		
2141301. GROUND NUT WITH SHELL AVG. QLTY.	40 KG.	QTA	8000.00	8000.00	5100.00	0.00	56.86		
		LAH	8900.00	8900.00	7450.00	0.00	19.46		
		RAW	6150.00	6150.00	5050.00	0.00	21.78		
		MUL	6300.00	6300.00	5700.00	0.00	10.53		
		KAR	10200.00	10200.00	8400.00	0.00	21.43		
		HYD	7000.00	7000.00	5800.00	0.00	20.69		
		MPK	4600.00	4600.00	4600.00	0.00	0.00		
		PSH	6800.00	6800.00	7200.00	0.00	-5.56		
		QTA	8500.00	8500.00	8000.00	0.00	6.25		
<b>031. Fruit Juices</b>									
2142901. ROOHAFZA(SHARBAT)	DOZ.	LAH	1836.00	1836.00	1700.00	0.00	8.00		
		FAS	1870.00	1870.00	1810.00	0.00	3.31		
		RAW	1910.00	1910.00	1825.00	0.00	4.66		
		MUL	1840.00	1840.00	1770.00	0.00	3.95		
		GUJ	1880.00	1880.00	1800.00	0.00	4.44		
		BPR	1880.00	1880.00	1800.00	0.00	4.44		
		GJT	1880.00	1880.00	1800.00	0.00	4.44		
		KAR	1850.00	1850.00	1824.00	0.00	1.43		
		HYD	1880.00	1880.00	1775.00	0.00	5.92		
		SKR	1720.00	1720.00	1720.00	0.00	0.00		
		LRK	1850.00	1870.00	1750.00	-1.07	5.71		
		PSH	1820.00	1820.00	1740.00	0.00	4.60		
		BNU	1900.00	1900.00	1710.00	0.00	11.11		
		MNG	1850.00	1850.00	1800.00	0.00	2.78		
		QTA	2100.00	2100.00	1980.00	0.00	6.06		
		2142902. JAM-E-SHREEN	DOZ.	LAH	1840.00	1840.00	1780.00	0.00	3.37
FAS	1860.00			1860.00	1770.00	0.00	5.08		
RAW	1910.00			1910.00	1810.00	0.00	5.52		
MUL	1820.00			1820.00	1680.00	0.00	8.33		
GUJ	1850.00			1850.00	1700.00	0.00	8.82		
BPR	1880.00			1880.00	1800.00	0.00	4.44		
KAR	1824.00			1824.00	1824.00	0.00	0.00		
HYD	1956.00			1956.00	1800.00	0.00	8.67		
SKR	1720.00			1720.00	1720.00	0.00	0.00		
PSH	1820.00			1820.00	1750.00	0.00	4.00		
BNU	1800.00			1800.00	1650.00	0.00	9.09		
MNG	1880.00			1880.00	1800.00	0.00	4.44		
2142903. FRUIT JUICE TETRA PACK	DOZ.			LAH	190.00	190.00	190.00	0.00	0.00
				FAS	162.50	162.50	162.50	0.00	0.00
				RAW	157.50	157.50	157.50	0.00	0.00
				MUL	135.00	135.00	135.00	0.00	0.00
		KAR	168.00	168.00	168.00	0.00	0.00		
		HYD	170.00	170.00	170.00	0.00	0.00		
		SKR	180.00	180.00	180.00	0.00	0.00		
		PSH	133.00	133.00	130.00	0.00	2.31		
		QTA	110.00	110.00	110.00	0.00	0.00		
		2142904. LEMON/ORANGE SQUASH MITCHELS(730ML)	DOZ.	LAH	1620.00	1620.00	1540.00	0.00	5.19
FAS	1630.00			1630.00	1587.00	0.00	2.71		
RAW	1710.00			1710.00	1710.00	0.00	0.00		
MUL	1788.00			1788.00	1767.60	0.00	1.15		
KAR	1788.00			1788.00	1788.00	0.00	0.00		
HYD	1775.00			1775.00	1775.00	0.00	0.00		
PSH	1800.00			1800.00	1800.00	0.00	0.00		
2142905. MUREEY BREWERY (TOPS)	DOZ.			LAH	495.00	495.00	495.00	0.00	0.00
		RAW	625.00	625.00	625.00	0.00	0.00		
		KSR	435.00	435.00	435.00	0.00	0.00		
2149201. APL/MNG/ORG/MIX. FRUIT JAM 450 G.	DOZ.	LAH	1515.00	1515.00	1515.00	0.00	0.00		
		RAW	1390.00	1390.00	1390.00	0.00	0.00		
		KAR	1305.00	1305.00	1305.00	0.00	0.00		

Contd.

## 7.10 Intercity Wholesale Prices of Selected Commodities

Group/Commodity/Item Specification	Unit	City	Prices (Rs.)			% Change in January, 2018 Over	
			Jan., 2018	Dec., 2017	Jan., 2017	Dec., 2017	Jan., 2017
2149202. MANGO/MIXED PICKLE IN OIL 340 G.	DOZ.	MPK	1183.00	1183.00	1183.00	0.00	0.00
		PSH	1410.00	1410.00	1410.00	0.00	0.00
		QTA	1320.00	1320.00	1320.00	0.00	0.00
		LAH	1120.00	1120.00	1120.00	0.00	0.00
		RAW	1270.00	1270.00	1137.50	0.00	11.65
		KAR	1380.00	1380.00	1380.00	0.00	0.00
		MPK	992.76	992.76	992.76	0.00	0.00
		PSH	1320.00	1320.00	1320.00	0.00	0.00
		QTA	1200.00	1200.00	936.00	0.00	28.21
<b>032. Vegetable Oils Refined</b>							
2154101. SOYABEAN COOKING OIL TIN	5 LTR.	LAH	840.00	840.00	815.00	0.00	3.07
		FAS	850.00	850.00	830.00	0.00	2.41
		RAW	845.00	855.00	847.50	-1.17	-0.29
		MUL	903.85	903.85	884.62	0.00	2.17
		KAR	742.50	742.50	742.50	0.00	0.00
		HYD	977.77	977.77	880.00	0.00	11.11
		SKR	840.00	840.00	840.00	0.00	0.00
		MPK	940.00	940.00	890.00	0.00	5.62
		PSH	860.00	860.00	850.00	0.00	1.18
		BNU	970.00	970.00	970.00	0.00	0.00
		QTA	840.00	840.00	840.00	0.00	0.00
2154301. SUN FLOWER COOKING OIL	5 LTR.	LAH	840.00	840.00	815.00	0.00	3.07
		FAS	850.00	850.00	775.00	0.00	9.68
		RAW	845.00	855.00	847.50	-1.17	-0.29
		MUL	879.81	879.81	802.88	0.00	9.58
		GJT	855.00	855.00	800.00	0.00	6.88
		KAR	742.50	742.50	742.50	0.00	0.00
		HYD	911.11	911.11	870.00	0.00	4.73
		SKR	840.00	840.00	840.00	0.00	0.00
		PSH	850.00	850.00	850.00	0.00	0.00
		MNG	840.00	840.00	850.00	0.00	-1.18
		QTA	900.00	900.00	900.00	0.00	0.00
2154401. MUSTARD & RAPE SEED OIL.	40 KG.	LAH	5200.00	5200.00	5200.00	0.00	0.00
		RAW	6900.00	6900.00	6750.00	0.00	2.22
		MUL	5700.00	5700.00	5100.00	0.00	11.76
		KSR	5400.00	5400.00	5150.00	0.00	4.85
		KAR	6850.00	6100.00	6100.00	12.30	12.30
		HYD	5500.00	5500.00	5000.00	0.00	10.00
		MPK	5450.00	5300.00	5040.00	2.83	8.13
		PSH	6750.00	6750.00	6750.00	0.00	0.00
		BNU	6200.00	6200.00	6200.00	0.00	0.00
		QTA	6000.00	6000.00	6000.00	0.00	0.00
2154801. COTTON SEED OIL	40 KG.	LAH	5800.00	5800.00	5800.00	0.00	0.00
		MUL	3825.00	3825.00	3925.00	0.00	-2.55
		GUJ	5000.00	5000.00	5200.00	0.00	-3.85
		SAR	4540.00	4324.00	4550.00	5.00	-0.22
		KAR	5725.00	5605.00	5605.00	2.14	2.14
		HYD	4520.00	4300.00	4715.00	5.12	-4.14
		SKR	4800.00	4800.00	3950.00	0.00	21.52
		NWB	6000.00	6000.00	6000.00	0.00	0.00
		PSH	5100.00	5100.00	5100.00	0.00	0.00
2154901. RAFHAN CORN OIL	2.00 LT	LAH	650.00	650.00	650.00	0.00	0.00
		FAS	700.00	700.00	690.00	0.00	1.45
		RAW	725.00	725.00	690.00	0.00	5.07
		MUL	703.00	703.00	703.00	0.00	0.00
		KAR	695.00	695.00	695.00	0.00	0.00
		HYD	766.66	710.00	710.00	7.98	7.98
		MPK	705.00	705.00	700.00	0.00	0.71
		PSH	710.00	710.00	710.00	0.00	0.00

Contd.

## 7.10 Intercity Wholesale Prices of Selected Commodities

Group/Commodity/Item Specification	Unit	City	Prices (Rs.)			% Change in January, 2018 Over	
			Jan., 2018	Dec., 2017	Jan., 2017	Dec., 2017	Jan., 2017
		MNG	720.00	720.00	730.00	0.00	-1.37
		QTA	730.00	730.00	730.00	0.00	0.00
<b>033. Vegetable Ghee</b>							
2159001. VEGETABLE GHEE(16 KG TIN)	EACH	LAH	2230.00	2220.00	2300.00	0.45	-3.04
		RAW	2310.00	2325.00	2295.00	-0.65	0.65
		MUL	2385.00	2360.00	2380.00	1.06	0.21
		SKT	2070.00	2070.00	2070.00	0.00	0.00
		KAR	2560.00	2440.00	2440.00	4.92	4.92
		SKR	1850.00	1850.00	1850.00	0.00	0.00
		MPK	2020.00	2000.00	2150.00	1.00	-6.05
		PSH	2450.00	2430.00	2470.00	0.82	-0.81
		MNG	2430.00	2430.00	2470.00	0.00	-1.62
		QTA	2450.00	2450.00	2450.00	0.00	0.00
2159002. VEGETABLE GHEE(DALDA/TULO/HABIB/SHA)	05 KG.	LAH	895.00	895.00	860.00	0.00	4.07
		FAS	870.00	900.00	860.00	-3.33	1.16
		RAW	855.00	865.00	847.50	-1.16	0.88
		MUL	850.00	865.00	879.23	-1.73	-3.32
		SAR	890.00	890.00	890.00	0.00	0.00
		GJT	898.00	898.00	860.00	0.00	4.42
		KAR	940.00	800.00	800.00	17.50	17.50
		HYD	900.00	900.00	875.00	0.00	2.86
		SKR	780.00	780.00	780.00	0.00	0.00
		PSH	890.00	880.00	830.00	1.14	7.23
		QTA	850.00	850.00	850.00	0.00	0.00
<b>034. Oil Cakes</b>							
2171001. COTTON SEED OIL CAKES	40 KG.	LAH	1700.00	1700.00	1800.00	0.00	-5.56
		FAS	1650.00	1700.00	1700.00	-2.94	-2.94
		MUL	1400.00	1400.00	1475.00	0.00	-5.08
		SAR	2000.00	1900.00	1650.00	5.26	21.21
		BPR	1525.00	1475.00	1725.00	3.39	-11.59
		HYD	1600.00	1600.00	1600.00	0.00	0.00
		SKR	1720.00	1720.00	1640.00	0.00	4.88
		MPK	1400.00	1390.00	1450.00	0.72	-3.45
		PSH	1560.00	1560.00	1750.00	0.00	-10.86
		QTA	1250.00	1250.00	1250.00	0.00	0.00
2171002. MUSTARD & RAPSEED OIL CAKES	40 KG.	LAH	1300.00	1300.00	1400.00	0.00	-7.14
		FAS	1350.00	1330.00	1350.00	1.50	0.00
		MUL	1275.00	1275.00	1375.00	0.00	-7.27
		SAR	1312.50	1287.50	1425.00	1.94	-7.89
		BPR	1325.00	1325.00	1275.00	0.00	3.92
		HYD	1600.00	1500.00	1250.00	6.67	28.00
		SKR	1450.00	1450.00	1300.00	0.00	11.54
		MPK	1150.00	1200.00	1200.00	-4.17	-4.17
		PSH	1700.00	1600.00	1620.00	6.25	4.94
		QTA	950.00	950.00	950.00	0.00	0.00
<b>035. Processed Liquid Milk</b>							
2211002. MILK PAK/HALEEB/NESTLE (LITRE)	DOZ.	LAH	1470.00	1450.00	1360.00	1.38	8.09
		FAS	1460.00	1470.00	1235.00	-0.68	18.22
		RAW	1355.00	1355.00	1255.00	0.00	7.97
		KAR	1250.00	1250.00	1250.00	0.00	0.00
		HYD	1472.00	1472.00	1250.00	0.00	17.76
		SKR	1320.00	1320.00	1140.00	0.00	15.79
		PSH	1470.00	1470.00	1240.00	0.00	18.55
		MNG	1460.00	1460.00	1370.00	0.00	6.57
<b>036. Milk &amp; Cream in Solid Form</b>							
2221101. POWD.MILK EVERYDAY(NESTLE)1KG.	EACH	LAH	700.00	700.00	660.00	0.00	6.06
		RAW	685.00	685.00	632.50	0.00	8.30
		MUL	703.66	703.66	671.32	0.00	4.82
		KAR	662.50	662.50	662.50	0.00	0.00

Contd.

## 7.10 Intercity Wholesale Prices of Selected Commodities

Group/Commodity/Item Specification	Unit	City	Prices (Rs.)			% Change in January, 2018 Over	
			Jan., 2018	Dec., 2017	Jan., 2017	Dec., 2017	Jan., 2017
		HYD	710.00	710.00	680.00	0.00	4.41
		SKR	665.00	665.00	665.00	0.00	0.00
		PSH	680.00	680.00	650.00	0.00	4.62
		BNU	680.00	680.00	680.00	0.00	0.00
		QTA	680.00	680.00	680.00	0.00	0.00
2221201. POWDERED MILK(SKIMMED)/BAG 25 KG.	EACH	LAH	11750.00	11750.00	11750.00	0.00	0.00
		RAW	12350.00	12350.00	12350.00	0.00	0.00
		MUL	9300.00	9200.00	8900.00	1.09	4.49
		KAR	10250.00	10250.00	10700.00	0.00	-4.21
		PSH	8400.00	8800.00	8500.00	-4.55	-1.18
		QTA	12500.00	12500.00	12500.00	0.00	0.00
2221202. POWDERED MILK NIDO ( 1 KG. POLY BA	EACH	LAH	725.00	725.00	700.00	0.00	3.57
		RAW	805.00	805.00	738.00	0.00	9.08
		GUJ	730.00	730.00	738.00	0.00	-1.08
		KAR	758.00	758.00	732.50	0.00	3.48
		HYD	813.00	813.00	769.00	0.00	5.72
		PSH	720.00	720.00	745.00	0.00	-3.36
037. Ice Cream							
2227001. ICE CREAM POLKA/WALLS	DOZ.	LAH	400.00	400.00	400.00	0.00	0.00
		RAW	495.00	495.00	442.50	0.00	11.86
		KAR	288.00	288.00	288.00	0.00	0.00
		HYD	432.00	432.00	432.00	0.00	0.00
		SKR	453.00	453.00	240.00	0.00	88.75
		QTA	456.00	456.00	456.00	0.00	0.00
038. Dairy Products N.E.C							
2229001. MILO(200 GM. PACK) NESTLE	EACH	LAH	198.00	198.00	198.00	0.00	0.00
		FAS	177.00	177.00	190.00	0.00	-6.84
		RAW	192.50	192.50	172.50	0.00	11.59
		MUL	140.00	140.00	0.00	0.00	-----
		KAR	200.00	190.00	190.00	5.26	5.26
		HYD	195.00	195.00	195.00	0.00	0.00
		MPK	180.00	180.00	180.00	0.00	0.00
		PSH	190.00	190.00	190.00	0.00	0.00
		MNG	300.00	300.00	175.00	0.00	71.43
		QTA	160.00	160.00	160.00	0.00	0.00
2229002. LACTOGEN(SOFT PACK 400 GM)	EACH	LAH	415.00	415.00	395.00	0.00	5.06
		FAS	422.91	422.91	400.00	0.00	5.73
		RAW	437.50	437.50	415.00	0.00	5.42
		MUL	426.00	426.00	407.50	0.00	4.54
		KAR	425.00	422.50	400.00	0.59	6.25
		HYD	440.00	440.00	415.00	0.00	6.02
		MPK	408.00	408.00	408.00	0.00	0.00
		PSH	416.00	416.00	394.00	0.00	5.58
		QTA	415.00	415.00	395.00	0.00	5.06
039. Wheat Flour							
2311001. WHEAT FLOUR SUP. QLTY.	80 KG.	LAH	3600.00	3600.00	3565.00	0.00	0.98
		FAS	2940.00	2960.00	2960.00	-0.68	-0.68
		RAW	3410.00	3410.00	3567.50	0.00	-4.41
		MUL	2890.00	2890.00	3115.00	0.00	-7.22
		GUJ	3200.00	3200.00	2880.00	0.00	11.11
		SAR	3100.00	3000.00	3040.00	3.33	1.97
		SKT	3400.00	3400.00	4000.00	0.00	-15.00
		GJT	2860.00	2860.00	3000.00	0.00	-4.67
		KAR	3480.00	3480.00	3120.00	0.00	11.54
		HYD	3360.00	3350.00	3520.00	0.30	-4.55
		SKR	2960.00	2960.00	2920.00	0.00	1.37
		LRK	3100.00	3320.00	3120.00	-6.63	-0.64
		PSH	3260.00	3260.00	3225.00	0.00	1.09
		QTA	3920.00	3920.00	3920.00	0.00	0.00

Contd.

## 7.10 Intercity Wholesale Prices of Selected Commodities

Group/Commodity/Item Specification	Unit	City	Prices (Rs.)			% Change in January, 2018 Over	
			Jan., 2018	Dec., 2017	Jan., 2017	Dec., 2017	Jan., 2017
2311002. WHEAT FLOUR AVG. QLTY	80 KG.	LAH	3040.00	3040.00	2960.00	0.00	2.70
		FAS	2780.00	2800.00	2725.00	-0.71	2.02
		RAW	2875.00	2875.00	2937.50	0.00	-2.13
		MUL	2780.00	2780.00	2965.00	0.00	-6.24
		SAH	2840.00	2840.00	2790.00	0.00	1.79
		SAR	2800.00	2800.00	2760.00	0.00	1.45
		BPR	2800.00	2800.00	2880.00	0.00	-2.78
		GJT	2740.00	2740.00	2750.00	0.00	-0.36
		KAR	2840.00	2840.00	2960.00	0.00	-4.05
		HYD	3060.00	3050.00	3000.00	0.33	2.00
		SKR	2880.00	2880.00	2880.00	0.00	0.00
		LRK	2880.00	3000.00	2920.00	-4.00	-1.37
		MPK	2800.00	2800.00	2840.00	0.00	-1.41
		PSH	2960.00	2920.00	2920.00	1.37	1.37
MNG	3040.00	3040.00	3000.00	0.00	1.33		
QTA	3880.00	3880.00	3880.00	0.00	0.00		
2311003. WHEAT FLOUR/BAG OF 10 KG.	EACH	LAH	365.00	365.00	373.00	0.00	-2.14
		FAS	362.50	367.50	357.50	-1.36	1.40
		RAW	372.50	372.50	379.00	0.00	-1.72
		MUL	360.00	360.00	370.00	0.00	-2.70
		GUJ	380.00	370.00	360.00	2.70	5.56
		SKT	380.00	380.00	370.00	0.00	2.70
		BPR	370.00	370.00	370.00	0.00	0.00
		GJT	340.00	340.00	355.00	0.00	-4.23
		KAR	445.00	445.00	416.50	0.00	6.84
		HYD	415.00	415.00	390.00	0.00	6.41
		SKR	360.00	360.00	370.00	0.00	-2.70
		LRK	380.00	380.00	370.00	0.00	2.70
		MPK	375.00	375.00	370.00	0.00	1.35
		NWB	365.00	365.00	350.00	0.00	4.29
PSH	365.00	365.00	370.00	0.00	-1.35		
QTA	400.00	400.00	400.00	0.00	0.00		
2311004. MAIDA AVG. QLTY.	80 KG.	LAH	3520.00	3600.00	3660.00	-2.22	-3.83
		FAS	3070.00	3120.00	3152.00	-1.60	-2.60
		RAW	3410.00	3410.00	3675.00	0.00	-7.21
		MUL	2750.00	3050.00	3107.50	-9.84	-11.50
		SAR	3440.00	3440.00	3280.00	0.00	4.88
		BPR	3450.00	3450.00	3425.00	0.00	0.73
		GJT	3000.00	3000.00	3240.00	0.00	-7.41
		KAR	3480.00	3480.00	3200.00	0.00	8.75
		HYD	3250.00	3250.00	3280.00	0.00	-0.91
		SKR	3200.00	3200.00	3500.00	0.00	-8.57
		MPK	3280.00	3280.00	3520.00	0.00	-6.82
		PSH	3280.00	3640.00	3400.00	-9.89	-3.53
		MNG	3300.00	3300.00	3670.00	0.00	-10.08
		QTA	5200.00	5200.00	4800.00	0.00	8.33
2311005. SUJI	85 KG.	LAH	4120.00	4000.00	4260.00	3.00	-3.29
		FAS	3264.00	3315.00	3349.00	-1.54	-2.54
		RAW	3437.50	3437.50	3700.00	0.00	-7.09
		MUL	3250.00	3250.00	3325.00	0.00	-2.26
		SAH	3161.50	3161.50	3550.00	0.00	-10.94
		BPR	3825.00	3650.00	3550.00	4.79	7.75
		GJT	3250.00	3250.00	3485.00	0.00	-6.74
		KAR	3697.50	3697.50	3612.00	0.00	2.37
		HYD	3230.00	3230.00	3485.00	0.00	-7.32
		SKR	3582.00	3582.00	3782.00	0.00	-5.29
		MPK	3485.00	3485.00	3825.00	0.00	-8.89
		PSH	3770.00	3500.00	3600.00	7.71	4.72
		QTA	5325.00	5525.00	4200.00	-3.62	26.79

Contd.

## 7.10 Intercity Wholesale Prices of Selected Commodities

Group/Commodity/Item Specification	Unit	City	Prices (Rs.)			% Change in January, 2018 Over	
			Jan., 2018	Dec., 2017	Jan., 2017	Dec., 2017	Jan., 2017
2311006. CERELAC WHEAT(400 GM.)	EACH	LAH	260.00	260.00	260.00	0.00	0.00
		FAS	268.75	268.75	241.66	0.00	11.21
		RAW	295.00	295.00	295.00	0.00	0.00
		MUL	272.00	272.00	258.00	0.00	5.43
		KAR	257.00	257.00	257.00	0.00	0.00
		HYD	260.00	260.00	260.00	0.00	0.00
		MPK	255.00	255.00	255.00	0.00	0.00
		PSH	260.00	260.00	250.00	0.00	4.00
		MNG	332.00	332.00	275.00	0.00	20.73
		QTA	245.00	245.00	245.00	0.00	0.00
040. Other Cereal Flour							
2312001. BESAN	85 KG.	LAH	8900.00	8550.00	12940.00	4.09	-31.22
		FAS	7544.00	7650.00	11000.00	-1.39	-31.42
		RAW	9225.00	9225.00	13150.00	0.00	-29.85
		MUL	8200.00	8200.00	11450.00	0.00	-28.38
		GUJ	8925.00	8925.00	11000.00	0.00	-18.86
		SAR	7650.00	7862.00	12325.00	-2.70	-37.93
		SKT	7225.00	7225.00	12325.00	0.00	-41.38
		GJT	7500.00	7500.00	12500.00	0.00	-40.00
		KSR	8700.00	9200.00	12925.00	-5.43	-32.69
		KAR	9137.50	9137.50	12452.50	0.00	-26.62
		HYD	7065.00	8075.00	13200.00	-12.51	-46.48
		SKR	9350.00	9350.00	12750.00	0.00	-26.67
		MPK	8500.00	8500.00	14000.00	0.00	-39.29
		PSH	9010.00	9010.00	13100.00	0.00	-31.22
		QTA	11050.00	11050.00	12400.00	0.00	-10.89
041. Sugar Refined							
2352001. SUGAR REFINED(BAG)	50 KG.	LAH	2500.00	2600.00	3150.00	-3.85	-20.63
		FAS	2435.00	2550.00	3070.00	-4.51	-20.68
		RAW	2510.00	2540.00	3190.00	-1.18	-21.32
		MUL	2435.00	2555.00	3025.00	-4.70	-19.50
		GUJ	2500.00	2580.00	3140.00	-3.10	-20.38
		SKT	2540.00	2680.00	2980.00	-5.22	-14.77
		GJT	2500.00	2570.00	3150.00	-2.72	-20.63
		KAR	2450.00	2500.00	3050.00	-2.00	-19.67
		HYD	2400.00	2500.00	3070.00	-4.00	-21.82
		MPK	2440.00	2480.00	3080.00	-1.61	-20.78
		PSH	2520.00	2600.00	3120.00	-3.08	-19.23
		MNG	2600.00	2600.00	3130.00	0.00	-16.93
		QTA	2500.00	2550.00	3150.00	-1.96	-20.63
2352002. GUR AVG. QLTY.	40 KG.	LAH	2600.00	2700.00	3225.00	-3.70	-19.38
		MUL	2150.00	2250.00	2300.00	-4.44	-6.52
		SAR	2100.00	2020.00	2400.00	3.96	-12.50
		SKT	3200.00	3200.00	3300.00	0.00	-3.03
		KSR	2500.00	2500.00	3050.00	0.00	-18.03
		KAR	2140.00	2460.00	2420.00	-13.01	-11.57
		HYD	2300.00	2300.00	2500.00	0.00	-8.00
		SKR	2400.00	2400.00	2700.00	0.00	-11.11
		PSH	2700.00	2700.00	2750.00	0.00	-1.82
		MNG	3000.00	3000.00	3200.00	0.00	-6.25
		QTA	3200.00	3200.00	3200.00	0.00	0.00
042. Chocolate							
2366001. CHOCOLATE CANDY (NOW)	DOZ.	LAH	52.00	52.00	52.00	0.00	0.00
		RAW	54.50	54.50	54.50	0.00	0.00
		BPR	55.00	55.00	55.00	0.00	0.00
		KSR	52.00	52.00	52.00	0.00	0.00
		KAR	54.00	54.00	54.00	0.00	0.00
		PSH	52.00	52.00	52.00	0.00	0.00
		QTA	54.00	54.00	54.00	0.00	0.00

Contd.

## 7.10 Intercity Wholesale Prices of Selected Commodities

Group/Commodity/Item Specification	Unit	City	Prices (Rs.)			% Change in January, 2018 Over	
			Jan., 2018	Dec., 2017	Jan., 2017	Dec., 2017	Jan., 2017
<b>043. Sugar Confectionary</b>							
2367001. TOFFEE (HILAL)	DOZ.	LAH	18.00	18.00	18.00	0.00	0.00
		RAW	20.00	20.00	20.00	0.00	0.00
		GUJ	10.00	10.00	10.00	0.00	0.00
		SKT	10.00	10.00	10.00	0.00	0.00
		BPR	10.28	10.97	10.97	-6.29	-6.29
		KSR	18.00	18.00	18.00	0.00	0.00
		KAR	10.00	10.00	10.00	0.00	0.00
		HYD	10.00	10.00	10.00	0.00	0.00
		LRK	15.00	15.00	15.00	0.00	0.00
		PSH	10.58	10.58	10.58	0.00	0.00
		QTA	10.00	10.00	10.00	0.00	0.00
<b>044. Coffee &amp; Tea</b>							
2391301. TEA LIPTON YELLOW LABEL 200 G.PKT	06 PKT.	LAH	1020.00	1020.00	1015.00	0.00	0.49
		FAS	989.47	963.15	989.47	2.73	0.00
		RAW	955.00	955.00	962.50	0.00	-0.78
		MUL	966.00	966.00	966.00	0.00	0.00
		SKT	1110.00	1110.00	1021.26	0.00	8.69
		KAR	1035.79	1035.79	1035.78	0.00	0.00
		HYD	1010.52	1010.52	1021.26	0.00	-1.05
		SKR	1009.26	1009.26	1009.00	0.00	0.03
		PSH	960.00	960.00	1022.00	0.00	-6.07
		MNG	1050.00	1050.00	870.00	0.00	20.69
		QTA	1019.95	1019.95	1061.74	0.00	-3.94
2391302. TEA SUPREME 200 G. PKT.	06 PKT.	LAH	835.00	835.00	835.00	0.00	0.00
		FAS	863.15	826.31	810.52	4.46	6.49
		RAW	875.00	875.00	762.50	0.00	14.75
		MUL	822.00	822.00	798.00	0.00	3.01
		SKT	870.00	870.00	841.08	0.00	3.44
		KAR	821.00	821.00	821.00	0.00	0.00
		HYD	915.78	915.78	831.12	0.00	10.19
		SKR	891.00	891.00	891.00	0.00	0.00
		PSH	830.00	830.00	860.00	0.00	-3.49
		MNG	1060.00	1060.00	840.00	0.00	26.19
		QTA	760.00	760.00	760.00	0.00	0.00
2391303. TEA LOOSE	KG.	LAH	422.50	422.50	422.50	0.00	0.00
		FAS	500.00	500.00	500.00	0.00	0.00
		RAW	685.00	685.00	655.00	0.00	4.58
		MUL	490.00	490.00	490.00	0.00	0.00
		SKT	500.00	500.00	500.00	0.00	0.00
		GJT	580.00	580.00	580.00	0.00	0.00
		KAR	510.00	510.00	460.00	0.00	10.87
		HYD	590.00	590.00	580.00	0.00	1.72
		SKR	495.00	495.00	475.00	0.00	4.21
		MPK	545.00	545.00	545.00	0.00	0.00
		PSH	570.00	570.00	570.00	0.00	0.00
		MNG	680.00	680.00	550.00	0.00	23.64
		QTA	410.00	410.00	410.00	0.00	0.00
2391304. TEA TAPAL MIXTURE (200 G ) PKT.	06 PKT	LAH	1015.00	1015.00	895.00	0.00	13.41
		FAS	978.94	973.68	863.15	0.54	13.41
		RAW	987.50	987.50	872.50	0.00	13.18
		MUL	901.56	901.56	760.80	0.00	18.50
		KAR	915.00	915.00	915.00	0.00	0.00
		HYD	947.36	947.36	852.64	0.00	11.11
		PSH	960.00	960.00	864.00	0.00	11.11
		MNG	970.00	970.00	852.00	0.00	13.85
		QTA	1074.00	1074.00	1074.00	0.00	0.00
<b>045. Spices</b>							
2392101. BLACK PEPPER 50 G.PKT.(NATIONAL)	EACH	LAH	100.00	100.00	100.00	0.00	0.00

Contd.

## 7.10 Intercity Wholesale Prices of Selected Commodities

Group/Commodity/Item Specification	Unit	City	Prices (Rs.)			% Change in January, 2018 Over	
			Jan., 2018	Dec., 2017	Jan., 2017	Dec., 2017	Jan., 2017
		RAW	97.50	97.50	97.50	0.00	0.00
		MUL	102.23	102.23	102.23	0.00	0.00
		SKT	86.89	86.89	86.89	0.00	0.00
		KAR	105.00	105.00	105.00	0.00	0.00
		HYD	110.00	110.00	105.00	0.00	4.76
		MPK	100.00	100.00	100.00	0.00	0.00
		PSH	102.00	102.00	91.00	0.00	12.09
		MNG	110.00	110.00	90.00	0.00	22.22
		QTA	120.00	120.00	110.00	0.00	9.09
2392201. RED CHILLIES(200 G PKT.NATIONAL)	EACH	LAH	105.00	105.00	95.00	0.00	10.53
		FAS	96.32	96.32	96.32	0.00	0.00
		RAW	109.50	109.50	96.50	0.00	13.47
		MUL	95.52	95.52	95.52	0.00	0.00
		SKT	95.52	95.52	95.52	0.00	0.00
		KAR	100.00	100.00	100.00	0.00	0.00
		HYD	120.00	120.00	105.00	0.00	14.29
		MPK	96.50	96.50	96.50	0.00	0.00
		PSH	110.00	110.00	92.00	0.00	19.57
		MNG	106.00	106.00	106.00	0.00	0.00
		QTA	116.00	116.00	92.00	0.00	26.09
2392402. CORRIANDER PWD.200 G. PKT.NAT.	EACH	LAH	87.96	87.96	87.96	0.00	0.00
		FAS	94.23	94.23	94.23	0.00	0.00
		RAW	91.50	91.50	91.50	0.00	0.00
		MUL	97.13	97.13	97.13	0.00	0.00
		SKT	70.78	70.78	70.78	0.00	0.00
		KAR	90.00	90.00	90.00	0.00	0.00
		HYD	104.00	104.00	104.00	0.00	0.00
		MPK	68.41	68.41	68.41	0.00	0.00
		PSH	90.00	90.00	90.00	0.00	0.00
		MNG	58.00	58.00	104.00	0.00	-44.23
		QTA	103.00	103.00	103.00	0.00	0.00
2392601. CLOVES	40 KG.	LAH	48000.00	48000.00	52500.00	0.00	-8.57
		RAW	45250.00	45250.00	46900.00	0.00	-3.52
		MUL	43000.00	43000.00	40500.00	0.00	6.17
		KAR	44000.00	44000.00	43000.00	0.00	2.33
		HYD	48000.00	44000.00	51000.00	9.09	-5.88
		MPK	42000.00	42000.00	42000.00	0.00	0.00
		PSH	52000.00	52000.00	52000.00	0.00	0.00
		QTA	51000.00	51000.00	51000.00	0.00	0.00
046. Other Food Products							
2399401. VINEGAR SYNTHETIC (SIRKA)	DOZ.	LAH	780.00	780.00	780.00	0.00	0.00
		RAW	875.00	875.00	875.00	0.00	0.00
		KAR	625.00	625.00	545.00	0.00	14.68
		PSH	660.00	660.00	720.00	0.00	-8.33
		QTA	900.00	900.00	900.00	0.00	0.00
2399901. TURMERIC POWDER(50 G.PKT.NATIONAL)	EACH	LAH	31.50	31.50	31.50	0.00	0.00
		FAS	31.96	31.96	31.96	0.00	0.00
		RAW	30.00	30.00	30.00	0.00	0.00
		MUL	31.69	31.69	31.69	0.00	0.00
		SKT	31.69	31.69	31.69	0.00	0.00
		KAR	34.00	34.00	34.00	0.00	0.00
		HYD	35.00	35.00	35.00	0.00	0.00
		SKR	31.69	31.69	31.69	0.00	0.00
		MPK	32.00	32.00	32.00	0.00	0.00
		PSH	32.00	32.00	31.20	0.00	2.56
		MNG	32.50	32.50	32.50	0.00	0.00
		QTA	30.00	30.00	30.00	0.00	0.00
047. Mineral Water							
2441001. MINERAL WATER NESTLE(1.5 LTR)	DOZ.	LAH	570.00	570.00	520.00	0.00	9.62

Contd.



## 7.10 Intercity Wholesale Prices of Selected Commodities

Group/Commodity/Item Specification	Unit	City	Prices (Rs.)			% Change in January, 2018 Over	
			Jan., 2018	Dec., 2017	Jan., 2017	Dec., 2017	Jan., 2017
		FAS	460.00	460.00	480.00	0.00	-4.17
		RAW	522.50	522.50	512.50	0.00	1.95
		MUL	542.00	542.00	530.00	0.00	2.26
		GUJ	540.00	540.00	450.00	0.00	20.00
		SKT	419.00	419.00	419.00	0.00	0.00
		KAR	499.00	499.00	499.00	0.00	0.00
		HYD	574.83	574.83	500.00	0.00	14.97
		SKR	480.00	480.00	480.00	0.00	0.00
		MPK	510.00	510.00	510.00	0.00	0.00
		PSH	500.00	500.00	480.00	0.00	4.17
		QTA	576.00	576.00	528.00	0.00	9.09
<b>048. Beverages</b>							
2449001. COCA COLA(CRATE OF 24 BOTTLES)	EACH	LAH	442.00	442.00	442.00	0.00	0.00
		FAS	445.00	445.00	445.00	0.00	0.00
		RAW	405.00	405.00	405.00	0.00	0.00
		MUL	400.00	400.00	403.00	0.00	-0.74
		SKT	444.00	444.00	444.00	0.00	0.00
		GJT	444.00	444.00	444.00	0.00	0.00
		KAR	444.00	444.00	444.00	0.00	0.00
		HYD	444.00	444.00	444.00	0.00	0.00
		SKR	432.00	432.00	432.00	0.00	0.00
		MPK	390.00	390.00	390.00	0.00	0.00
		PSH	440.00	440.00	440.00	0.00	0.00
		BNU	475.00	475.00	475.00	0.00	0.00
		MNG	450.00	450.00	430.00	0.00	4.65
		QTA	480.00	480.00	480.00	0.00	0.00
2449002. SEVEN UP (CRATE OF 24 BOTTLES)	EACH	LAH	442.00	442.00	442.00	0.00	0.00
		FAS	445.00	445.00	445.00	0.00	0.00
		RAW	405.00	405.00	405.00	0.00	0.00
		MUL	400.00	400.00	403.00	0.00	-0.74
		SKT	444.00	444.00	444.00	0.00	0.00
		GJT	444.00	444.00	444.00	0.00	0.00
		KAR	444.00	444.00	444.00	0.00	0.00
		HYD	444.00	444.00	444.00	0.00	0.00
		SKR	432.00	432.00	432.00	0.00	0.00
		MPK	390.00	390.00	390.00	0.00	0.00
		PSH	440.00	440.00	440.00	0.00	0.00
		BNU	475.00	475.00	475.00	0.00	0.00
		MNG	450.00	450.00	420.00	0.00	7.14
		QTA	480.00	480.00	480.00	0.00	0.00
2449003. MAKKA COLA (CRATE OF 24 BOTTLES)	EACH	MUL	280.00	280.00	280.00	0.00	0.00
		GUJ	280.00	280.00	280.00	0.00	0.00
		SKT	270.00	270.00	270.00	0.00	0.00
		PSH	410.00	410.00	410.00	0.00	0.00
		BNU	322.00	322.00	322.00	0.00	0.00
		MNG	322.00	322.00	322.00	0.00	0.00
2449004. PEPSI COLA (CRATE OF 24 BOTTLES)	EACH	LAH	442.00	442.00	442.00	0.00	0.00
		FAS	445.00	445.00	445.00	0.00	0.00
		RAW	405.00	405.00	405.00	0.00	0.00
		MUL	400.00	400.00	403.00	0.00	-0.74
		SKT	444.00	444.00	444.00	0.00	0.00
		GJT	444.00	444.00	444.00	0.00	0.00
		KAR	444.00	444.00	444.00	0.00	0.00
		HYD	444.00	444.00	444.00	0.00	0.00
		SKR	432.00	432.00	432.00	0.00	0.00
		PSH	440.00	440.00	440.00	0.00	0.00
		BNU	475.00	475.00	475.00	0.00	0.00
		MNG	450.00	450.00	420.00	0.00	7.14
		QTA	450.00	450.00	450.00	0.00	0.00

Contd.

## 7.10 Intercity Wholesale Prices of Selected Commodities

Group/Commodity/Item Specification	Unit	City	Prices (Rs.)			% Change in January, 2018 Over	
			Jan., 2018	Dec., 2017	Jan., 2017	Dec., 2017	Jan., 2017
<b>049. Tobacco Products</b>							
2502001. CIGARETTES K-2 10'S (FILTER)	1000	KAR	2400.00	2400.00	3305.00	0.00	-27.38
2502002. CIGARETTES MELBOURNE	1000	KAR	2400.00	2400.00	3575.00	0.00	-32.87
2502003. CIGARETTES CAPSTAN LSFT 10 SS	1000	KAR	2400.00	2400.00	3575.00	0.00	-32.87
2502004. CIGARETTES GOLD LEAF (KSFT) 20	1000	KAR	6250.00	6250.00	6250.00	0.00	0.00
<b>3b) Textiles &amp; Apparels</b>							
<b>050. Cotton Yarn</b>							
2636001. COTTON YARN 10/1 POPULAR FIBER	10 LB.	KAR	1050.00	920.00	872.50	14.13	20.34
2636002. COTTON YARN 16/1 MGM	10 LB.	KAR	1340.00	1257.00	1165.00	6.60	15.02
2636003. COTTON YARN 21/1 SURIYA TEXTILE	10 LB.	KAR	1440.00	1230.00	1215.00	17.07	18.52
2636004. COTTON YARN 42/1 ABDULLAH TEXTILE	10 LB.	KAR	1820.00	1650.00	1650.00	10.30	10.30
2636005. COTTON YARN 20/2 BAJWA	10 LB.	KAR	1450.00	1350.00	1295.00	7.41	11.97
<b>051. Nylon Yarn</b>							
2643001. NYLON YARN RUPALI(PAK)50/72/00	LB.	KAR	90.00	90.00	90.00	0.00	0.00
2643002. NYLON YARN GRATON 50/36/00FLAT	LB.	KAR	70.00	70.00	70.00	0.00	0.00
2643003. NYLON YARN GRATON 75/48/0 DTY	LB.	KAR	103.00	103.00	103.00	0.00	0.00
<b>052. Blended Yarn</b>							
2645001. BLND.YARN 30/1 A.A TEX.Z.TW PVC	LB.	KAR	135.00	131.67	125.00	2.53	8.00
2645002. BLND.YARN 40/1 SANA	LB.	KAR	138.00	138.00	138.00	0.00	0.00
2645003. BLND.YARN 60/1 PP AGAR	LB.	KAR	124.00	124.00	124.00	0.00	0.00
2645004. BLND.YARN 30/1 A.A TEX.COMBED	LB.	KAR	141.25	139.67	127.00	1.13	11.22
2645005. BLND.YARN 40/1 A.A. TEXTILE	LB.	KAR	143.00	143.00	143.00	0.00	0.00
<b>053. Woven Fabrics</b>							
2654001. LIGHT WEIGHT WORSTED (L.PUR)	MTR.	LAH	975.00	975.00	925.00	0.00	5.41
		RAW	1475.00	1475.00	1475.00	0.00	0.00
		KAR	1850.00	1850.00	1800.00	0.00	2.78
2654002. HEAVY WEIGHT SUITING (L.PUR)	MTR.	LAH	1925.00	1925.00	1825.00	0.00	5.48
		RAW	1675.00	1675.00	1675.00	0.00	0.00
		KAR	2750.00	2750.00	2600.00	0.00	5.77
2654003. TWEED (LAWRENCEPUR)	MTR.	LAH	1125.00	1125.00	1025.00	0.00	9.76
		RAW	1475.00	1475.00	1475.00	0.00	0.00
		KAR	2250.00	2250.00	2200.00	0.00	2.27
2654004. WORSTED (LAWRENCEPUR)	MTR.	LAH	1175.00	1175.00	1075.00	0.00	9.30
		RAW	1525.00	1525.00	1525.00	0.00	0.00
		KAR	2100.00	2100.00	2000.00	0.00	5.00
<b>054. Cotton Fabrics</b>							
2662001. LATHA GUL AHMED 90000 SUP. QLTY.	40 MTR.	LAH	8900.00	8900.00	8100.00	0.00	9.88
		FAS	9047.00	9047.00	8400.00	0.00	7.70
		RAW	6550.00	6350.00	6350.00	3.15	3.15
		MUL	8500.00	8500.00	8500.00	0.00	0.00
		KAR	8500.00	8500.00	8500.00	0.00	0.00
		HYD	8000.00	8000.00	8000.00	0.00	0.00
2662002. LATHA PRESIDENT SUP. QLTY.	40 MTR.	LAH	3700.00	3700.00	3700.00	0.00	0.00
		MUL	7000.00	7000.00	7000.00	0.00	0.00
		KAR	3682.50	3682.50	3682.50	0.00	0.00
2662003. LATHA MAST QALANDER SUP. QLTY.	40 MTR.	MUL	5300.00	5300.00	5300.00	0.00	0.00
		KAR	2810.00	2810.00	2810.00	0.00	0.00
2662004. LATHA MUGHAL-E-AZAM SUP. QLTY.	40 MTR.	LAH	4200.00	4200.00	3750.00	0.00	12.00
		FAS	6400.00	6400.00	5800.00	0.00	10.34
		RAW	5750.00	5525.00	5525.00	4.07	4.07
		MUL	6200.00	6200.00	5920.00	0.00	4.73
		KAR	5300.00	5300.00	5300.00	0.00	0.00
		HYD	7000.00	7000.00	7000.00	0.00	0.00
<b>055. Other Fabrics</b>							
2669001. LAWN AVG. QLTY.	MTR.	LAH	81.00	81.00	81.00	0.00	0.00
		FAS	92.50	92.50	92.50	0.00	0.00
		RAW	122.50	122.50	122.50	0.00	0.00
		MUL	125.00	125.00	125.00	0.00	0.00
		KAR	130.00	130.00	130.00	0.00	0.00

Contd.

## 7.10 Intercity Wholesale Prices of Selected Commodities

Group/Commodity/Item Specification	Unit	City	Prices (Rs.)			% Change in January, 2018 Over	
			Jan., 2018	Dec., 2017	Jan., 2017	Dec., 2017	Jan., 2017
		HYD	140.00	140.00	140.00	0.00	0.00
		SKR	80.00	80.00	80.00	0.00	0.00
		QTA	160.00	160.00	130.00	0.00	23.08
2669002. LAWN SUP. QLTY.	MTR.	LAH	217.50	217.50	207.50	0.00	4.82
		FAS	190.00	190.00	192.50	0.00	-1.30
		RAW	225.00	225.00	225.00	0.00	0.00
		MUL	180.00	180.00	180.00	0.00	0.00
		KAR	275.00	275.00	275.00	0.00	0.00
		QTA	175.00	175.00	152.50	0.00	14.75
2669003. GREY CLOTH 52"	MTR.	LAH	50.00	50.00	50.00	0.00	0.00
		FAS	62.50	62.50	62.50	0.00	0.00
		RAW	41.00	41.00	41.00	0.00	0.00
		MUL	117.50	117.50	117.50	0.00	0.00
		KAR	69.50	69.50	69.50	0.00	0.00
		LRK	110.00	110.00	105.00	0.00	4.76
2669004. GREY CLOTH 98"	MTR.	LAH	82.50	82.50	82.50	0.00	0.00
		FAS	122.50	122.50	122.50	0.00	0.00
		KAR	130.00	130.00	130.00	0.00	0.00
2669005. DRILL DYED	MTR.	LAH	75.50	75.50	75.50	0.00	0.00
		FAS	120.00	120.00	120.00	0.00	0.00
		RAW	37.50	37.50	37.50	0.00	0.00
		KAR	141.00	141.00	141.00	0.00	0.00
		QTA	68.00	68.00	68.00	0.00	0.00
<b>056. Silk &amp; Reyon Fabrics</b>							
2679001. KT. SHIRTING AL-KARAM SUP. QLTY.	MTR.	LAH	87.50	87.50	87.50	0.00	0.00
		RAW	132.50	132.50	132.50	0.00	0.00
		KAR	135.00	135.00	135.00	0.00	0.00
2679002. KT. SHIRTING TOYOBO SUP. QLTY.	MTR.	FAS	220.00	220.00	240.00	0.00	-8.33
		RAW	132.50	132.50	132.50	0.00	0.00
		MUL	85.00	85.00	85.00	0.00	0.00
		KAR	92.50	92.50	92.50	0.00	0.00
		QTA	73.00	73.00	73.00	0.00	0.00
2679003. WOOLY FLAT	MTR.	LAH	52.50	52.50	47.50	0.00	10.53
		KAR	39.00	39.00	39.00	0.00	0.00
		QTA	62.50	62.50	62.50	0.00	0.00
2679004. SILK AVG. QLTY.	MTR.	LAH	72.50	72.50	67.50	0.00	7.41
		RAW	57.50	57.50	57.50	0.00	0.00
		MUL	95.00	95.00	95.00	0.00	0.00
		KAR	41.00	41.00	41.00	0.00	0.00
		SKR	45.00	45.00	45.00	0.00	0.00
		QTA	55.00	55.00	55.00	0.00	0.00
2679005. SILK SUP. QLTY.	MTR.	LAH	102.50	102.50	92.50	0.00	10.81
		FAS	95.00	95.00	125.00	0.00	-24.00
		RAW	95.00	95.00	95.00	0.00	0.00
		QTA	75.00	75.00	75.00	0.00	0.00
2679006. LINEN STAR MILL KARACHI	MTR.	LAH	127.50	127.50	127.50	0.00	0.00
		KAR	140.00	140.00	140.00	0.00	0.00
		QTA	100.00	100.00	100.00	0.00	0.00
<b>057. Towels</b>							
2684001. TOWEL MED SIZE AVG. QLTY.	DOZ.	LAH	1825.00	1825.00	1825.00	0.00	0.00
		FAS	1900.00	1900.00	1650.00	0.00	15.15
		KSR	1825.00	1825.00	1825.00	0.00	0.00
		KAR	2300.00	2300.00	2300.00	0.00	0.00
		SKR	2040.00	2040.00	2040.00	0.00	0.00
		PSH	2400.00	2400.00	2400.00	0.00	0.00
		QTA	1620.00	1620.00	1620.00	0.00	0.00
<b>058. Blankets</b>							
2711001. BLANKET MOONLITE SINGLE	EACH	LAH	2400.00	2400.00	2400.00	0.00	0.00
		RAW	3075.00	3075.00	3075.00	0.00	0.00

Contd.

## 7.10 Intercity Wholesale Prices of Selected Commodities

Group/Commodity/Item Specification	Unit	City	Prices (Rs.)			% Change in January, 2018 Over			
			Jan., 2018	Dec., 2017	Jan., 2017	Dec., 2017	Jan., 2017		
2711002. BLANKET MOONLITE DOUBLE	EACH	KAR	2650.00	2650.00	2437.50	0.00	8.72		
		LAH	3000.00	3000.00	3000.00	0.00	0.00		
		RAW	3475.00	3475.00	3487.50	0.00	-0.36		
		KAR	4250.00	4250.00	2900.00	0.00	46.55		
<b>059. Bed Sheets</b>									
2712001. BED SHEET COTTON SINGLE AVG. QLTY.	DOZ.	LAH	3760.00	3760.00	3760.00	0.00	0.00		
		FAS	4300.00	4300.00	4300.00	0.00	0.00		
		KAR	4350.00	4350.00	4350.00	0.00	0.00		
		SKR	3960.00	3960.00	3960.00	0.00	0.00		
		PSH	4000.00	4000.00	4000.00	0.00	0.00		
		QTA	3600.00	3600.00	3600.00	0.00	0.00		
2712002. BED SHEET COTTON DOUBLE AVG. QLTY.	DOZ.	LAH	6250.00	6250.00	6250.00	0.00	0.00		
		FAS	4950.00	4950.00	4900.00	0.00	1.02		
		KAR	6750.00	6750.00	6750.00	0.00	0.00		
		SKR	7800.00	7800.00	7800.00	0.00	0.00		
		PSH	9600.00	9600.00	9600.00	0.00	0.00		
		QTA	4500.00	4500.00	4250.00	0.00	5.88		
<b>060. Quilts</b>									
2718001. READY MADE QUILT	EACH	LAH	950.00	950.00	950.00	0.00	0.00		
		RAW	875.00	875.00	875.00	0.00	0.00		
		KAR	1075.00	1075.00	1075.00	0.00	0.00		
		PSH	900.00	900.00	900.00	0.00	0.00		
		QTA	1000.00	1000.00	600.00	0.00	66.67		
<b>061. Woolen Carpets</b>									
2721001. WOOLEN CARPET	SQ.FT.	LAH	105.00	105.00	105.00	0.00	0.00		
		KAR	60.00	60.00	60.00	0.00	0.00		
<b>062. Synthetic Carpets</b>									
2729001. SYNTHETIC CARPET	SQ.FT.	LAH	32.50	32.50	32.50	0.00	0.00		
		RAW	26.50	26.50	24.50	0.00	8.16		
		KAR	49.00	49.00	49.00	0.00	0.00		
		QTA	46.50	46.50	46.50	0.00	0.00		
<b>063. Hosiery Products</b>									
2821001. UNDER WEAR MED. SIZE AVG. QLTY.	DOZ.	LAH	1270.00	1270.00	1270.00	0.00	0.00		
		FAS	900.00	900.00	780.00	0.00	15.38		
		RAW	1912.50	1912.50	1912.50	0.00	0.00		
		KAR	1140.00	1140.00	1140.00	0.00	0.00		
		SKR	960.00	960.00	960.00	0.00	0.00		
		PSH	1440.00	1440.00	1440.00	0.00	0.00		
		QTA	540.00	540.00	540.00	0.00	0.00		
		2821002. VEST (BANYAN)MED. SIZE AVG. QLTY.	DOZ.	LAH	1310.00	1310.00	1310.00	0.00	0.00
				FAS	1020.00	1020.00	900.00	0.00	13.33
				RAW	1912.50	1912.50	1912.50	0.00	0.00
KAR	1260.00			1260.00	1260.00	0.00	0.00		
2821003. SOCKS NYLON MIXED GENTS SUP. QLTY.	DOZ.	SKR	1320.00	1320.00	1320.00	0.00	0.00		
		PSH	1470.00	1470.00	1440.00	0.00	2.08		
		QTA	720.00	720.00	720.00	0.00	0.00		
		LAH	660.00	660.00	660.00	0.00	0.00		
		FAS	780.00	780.00	710.00	0.00	9.86		
		RAW	812.50	812.50	812.50	0.00	0.00		
		KAR	930.00	930.00	930.00	0.00	0.00		
2821004. SOCKS COTTON GENTS AVG. QLTY.	DOZ.	SKR	900.00	900.00	900.00	0.00	0.00		
		PSH	625.00	625.00	600.00	0.00	4.17		
		QTA	620.00	620.00	620.00	0.00	0.00		
		LAH	1087.50	1087.50	1087.50	0.00	0.00		
		FAS	510.00	510.00	510.00	0.00	0.00		
KAR	702.00	702.00	702.00	0.00	0.00				
<b>064. Readymade Garments</b>									
2823101. PANTS GENTS (W&W) AVG. QLTY.	DOZ.	LAH	4750.00	4750.00	4250.00	0.00	11.76		
		RAW	7900.00	7900.00	7250.00	0.00	8.97		

Contd.

## 7.10 Intercity Wholesale Prices of Selected Commodities

Group/Commodity/Item Specification	Unit	City	Prices (Rs.)			% Change in January, 2018 Over	
			Jan., 2018	Dec., 2017	Jan., 2017	Dec., 2017	Jan., 2017
2823102. SHORT	DOZ.	KAR	5730.00	5730.00	5730.00	0.00	0.00
		LAH	1250.00	1250.00	1250.00	0.00	0.00
		KAR	1350.00	1350.00	1350.00	0.00	0.00
2823103. AWAMI SUIT(W&W) AVG. QLTY.	DOZ.	HYD	1800.00	1800.00	2400.00	0.00	-25.00
		LAH	10000.00	10000.00	10000.00	0.00	0.00
		RAW	14350.00	14350.00	13350.00	0.00	7.49
2823201. SHIRT GENTS (W&W) AVG. QLTY.	DOZ.	KAR	7900.00	7900.00	7900.00	0.00	0.00
		QTA	6600.00	6600.00	6600.00	0.00	0.00
		LAH	3225.00	3225.00	3225.00	0.00	0.00
2823301. GIRL'S FROCK (W&W)	DOZ.	RAW	4375.00	4375.00	4375.00	0.00	0.00
		KAR	3540.00	3540.00	3540.00	0.00	0.00
		LAH	8750.00	8750.00	8750.00	0.00	0.00
		RAW	12825.00	12825.00	11650.00	0.00	10.09
		KAR	7500.00	7500.00	7500.00	0.00	0.00
<b>3c) Leather Products</b>							
<b>065. Leather Without Hair</b>							
2912001. SOLE LEATHER 5 MM GR-1	KG.	SAH	650.00	650.00	700.00	0.00	-7.14
		KSR	425.00	425.00	425.00	0.00	0.00
2912002. SOLE LEATHER 4.5 MM GR-1	KG.	SAH	675.00	675.00	725.00	0.00	-6.90
		KSR	490.00	490.00	490.00	0.00	0.00
2912003. SOLE LEATHER 4 MM GR-1	KG.	SAH	700.00	700.00	750.00	0.00	-6.67
		KSR	510.00	510.00	510.00	0.00	0.00
<b>066. Other Leather N.E.C</b>							
2913001. CHROME LEATHER COW ANALINE GR-I	DM.	SAH	18.29	18.29	19.37	0.00	-5.58
		KSR	20.45	20.45	20.45	0.00	0.00
2913002. CHROME LEATHER COW ANALINE GR-II	DM.	SAH	17.22	17.22	18.29	0.00	-5.85
		KSR	18.22	18.22	18.22	0.00	0.00
2913003. CHROME LEATHER BUFF CALF (SUP)	DM.	SAH	16.68	16.68	17.22	0.00	-3.14
		KSR	18.00	18.00	18.00	0.00	0.00
2913004. CHROME LEATHER BUFF CALF (B)	DM.	SAH	16.14	16.14	15.60	0.00	3.46
		KSR	15.00	15.00	15.00	0.00	0.00
<b>067. Footweares</b>							
2933001. GENTS SHOES PAUL BATA	PAIR	LAH	818.23	818.23	818.23	0.00	0.00
2933002. GENTS SANDAL BATA	PAIR	LAH	572.51	572.51	572.51	0.00	0.00
2933003. GENTS SLATE CHAPPAL BATA	PAIR	LAH	110.08	110.08	110.08	0.00	0.00
2933004. LADIES SANDAL BATA (EMOZIAN)	PAIR	LAH	490.61	490.61	490.61	0.00	0.00
2933005. LADIES SPOUNG CHAPPAL BATA(TROPICAL)	PAIR	LAH	109.52	109.52	109.52	0.00	0.00
2933006. CHILD SHOE POWER LIFE BATA	PAIR	LAH	550.00	550.00	550.00	0.00	0.00
2933007. GENTS SHOES ART 1109 SERVIS	PAIR	LAH	477.00	477.00	477.00	0.00	0.00
2933008. CHEETAH 50 SIZE 3.5	PAIR	LAH	1091.00	1091.00	1091.00	0.00	0.00
2933009. SERVIS SHOES WOMEN	PAIR	LAH	370.00	370.00	370.00	0.00	0.00
2933010. SERVIS SHOES CHILDREN	PAIR	LAH	257.00	257.00	257.00	0.00	0.00
<b>4. Other Transportable Goods</b>							
<b>068. Timber</b>							
3131001. TIMBER SHEESHAM	CMT.	LAH	71510.50	71510.50	62682.50	0.00	14.08
		RAW	78575.00	76809.50	73278.00	2.30	7.23
		KAR	59000.00	59000.00	59000.00	0.00	0.00
		PSH	56503.00	56503.00	56503.00	0.00	0.00
		QTA	55582.00	55582.00	55582.00	0.00	0.00
3131002. TIMBER KERUING PINE WOOD	CMT.	RAW	69746.50	67981.00	67981.00	2.60	2.60
		KAR	59000.00	59000.00	59000.00	0.00	0.00
3131003. TIMBER PERTAL	CMT.	LAH	41494.00	41494.00	41494.00	0.00	0.00
		RAW	55620.50	55620.50	55620.50	0.00	0.00
		KAR	43000.00	43000.00	43000.00	0.00	0.00
		PSH	56496.00	56496.00	56496.00	0.00	0.00
		QTA	31050.00	31050.00	31050.00	0.00	0.00
3131004. TIMBER CHIR	CMT.	LAH	41494.00	41494.00	36197.00	0.00	14.63
		RAW	52089.00	50323.50	50323.50	3.51	3.51
		KAR	34500.00	34500.00	34500.00	0.00	0.00

Contd.

## 7.10 Intercity Wholesale Prices of Selected Commodities

Group/Commodity/Item Specification	Unit	City	Prices (Rs.)			% Change in January, 2018 Over	
			Jan., 2018	Dec., 2017	Jan., 2017	Dec., 2017	Jan., 2017
3131005. TIMBER DEODAR	CMT.	RAW	114772.50	111241.00	111241.00	3.17	3.17
		KAR	112500.00	112500.00	112500.00	0.00	0.00
		PSH	105938.00	105938.00	105930.00	0.00	0.01
		QTA	88000.00	88000.00	88000.00	0.00	0.00
3131006. TIMBER TEAK WOOD	CMT.	LAH	177452.50	177452.50	147436.00	0.00	20.36
		KAR	155000.00	155000.00	155000.00	0.00	0.00
<b>069. Printing Paper</b>							
3212901. OFFSET PAPER FLYING FINISH	KG.	KAR	82.00	82.00	82.00	0.00	0.00
3212902. ART PAPER "LEYKAM"/CHINA	KG.	KAR	115.00	115.00	115.00	0.00	0.00
3212903. PRINTING PAPER ROYAL CENTURY	KG.	KAR	90.00	90.00	90.00	0.00	0.00
3212904. PHOTOSTAT PAPER 210X297 A-4(80GM)	KG.	KAR	401.25	346.25	325.00	15.88	23.46
<b>070. Hard Board</b>							
3213301. KRAFT LINES BOARD (BRAZIL-125)	KG.	KAR	108.00	108.00	106.00	0.00	1.89
<b>071. Coke</b>							
3310001. COKE	MT.	KAR	60000.00	60000.00	60000.00	0.00	0.00
<b>072. Motor Spirit</b>							
3331001. MOTOR SPRIT 87 RON	LTR.	KAR	81.47	77.41	68.04	5.24	19.74
<b>073. Diesel Oil</b>							
3333001. DIESEL OIL LIGHT SPEED (BULK)	LTR.	KAR	58.30	52.05	43.28	12.01	34.70
3333002. DIESEL OIL HIGH SPEED(BULK)	LTR.	KAR	89.85	85.89	77.22	4.61	16.36
<b>074. Kerosine Oil</b>							
3334001. KEROSENE OIL	LTR.	KAR	64.18	57.44	43.25	11.73	48.39
<b>075. Furnace Oil</b>							
3337001. HIGH SULPHUR FURNACE OIL(HSFO)	MT.	KAR	42475.00	40095.00	39492.50	5.94	7.55
<b>076. Mobil Oil</b>							
3338001. HAVOLINE MOBIL OIL PETROL ENGN.	4 LTR.	FAS	1950.00	1950.00	1950.00	0.00	0.00
		RAW	1987.50	1987.50	1962.50	0.00	1.27
		MUL	1600.00	1600.00	1622.50	0.00	-1.39
		GJT	1749.00	1749.00	1749.00	0.00	0.00
		KAR	2050.00	2030.00	2030.00	0.99	0.99
		PSH	1880.00	1880.00	1700.00	0.00	10.59
		QTA	1670.00	1670.00	1670.00	0.00	0.00
3338002. HAVOLINE MOBIL OIL CNG ENGN.	4 LTR.	FAS	1600.00	1600.00	1600.00	0.00	0.00
		RAW	1962.50	1962.50	1937.50	0.00	1.29
		MUL	1550.00	1550.00	1562.50	0.00	-0.80
		GJT	1749.00	1749.00	1749.00	0.00	0.00
		KAR	1850.00	1800.00	1800.00	2.78	2.78
		PSH	2060.00	2060.00	1800.00	0.00	14.44
		QTA	1725.00	1725.00	1725.00	0.00	0.00
<b>077. Chemicals</b>							
3414001. STEARIC ACID	LB.	LAH	73.95	73.95	92.50	0.00	-20.05
		KAR	83.00	83.00	83.00	0.00	0.00
3414002. ACETIC ACID	LB.	LAH	56.55	56.55	60.00	0.00	-5.75
		KAR	44.00	44.00	44.00	0.00	0.00
		PSH	60.00	60.00	45.00	0.00	33.33
3414003. TARTARIC POWDER	50 KG.	LAH	18000.00	18000.00	18500.00	0.00	-2.70
		KAR	3700.00	3700.00	3700.00	0.00	0.00
3414004. CITRIC ACID	50 KG.	LAH	7200.00	7200.00	6500.00	0.00	10.77
		KAR	6125.00	6125.00	6100.00	0.00	0.41
		PSH	7200.00	7200.00	7500.00	0.00	-4.00
3414005. CHINA CLAY	M.T.	KAR	30000.00	30000.00	45000.00	0.00	-33.33
3414006. BLEACHING POWDER	50 KG.	LAH	2600.00	2600.00	2600.00	0.00	0.00
		KSR	2675.00	2675.00	2675.00	0.00	0.00
		KAR	3100.00	3100.00	3100.00	0.00	0.00
		PSH	2800.00	2800.00	3000.00	0.00	-6.67
3414007. GLUCOSE POWDER	50 KG.	LAH	4400.00	4400.00	4400.00	0.00	0.00
		KAR	3675.00	3675.00	3675.00	0.00	0.00
		PSH	4500.00	4500.00	4300.00	0.00	4.65
3422001. ZINC OXIDE	50 KG.	LAH	30000.00	30000.00	21000.00	0.00	42.86

Contd.

## 7.10 Intercity Wholesale Prices of Selected Commodities

Group/Commodity/Item Specification	Unit	City	Prices (Rs.)			% Change in January, 2018 Over	
			Jan., 2018	Dec., 2017	Jan., 2017	Dec., 2017	Jan., 2017
3423101. CAUSTIC SODA	50 KG.	PSH	15000.00	15000.00	15000.00	0.00	0.00
		LAH	4080.00	4080.00	3800.00	0.00	7.37
		KSR	4080.00	4080.00	3725.00	0.00	9.53
3423102. SULPHURIC ACID	100 KG.	KAR	4675.00	4675.00	4100.00	0.00	14.02
		PSH	4200.00	4200.00	4000.00	0.00	5.00
		LAH	2600.00	2600.00	2100.00	0.00	23.81
3423103. MERCURY	KG.	KAR	2320.00	2320.00	2320.00	0.00	0.00
		PSH	2200.00	2200.00	1600.00	0.00	37.50
		LAH	12000.00	12000.00	12000.00	0.00	0.00
3424001. SODA ASH LIGHT 80 KG. BAG	BAG	KAR	11000.00	8500.00	8000.00	29.41	37.50
		PSH	6000.00	6000.00	5500.00	0.00	9.09
		LAH	3552.00	3552.00	3360.00	0.00	5.71
3424002. SODIUM BI- CARBONATE.	50 KG.	KSR	3552.00	3552.00	3425.00	0.00	3.71
		KAR	1975.00	1975.00	1975.00	0.00	0.00
		PSH	3600.00	3600.00	3440.00	0.00	4.65
3424003. SALT EPSUM	100 KG.	LAH	2400.00	2400.00	2400.00	0.00	0.00
		KAR	2135.00	2135.00	2135.00	0.00	0.00
		PSH	2400.00	2400.00	2400.00	0.00	0.00
078. Dyeing Material	LB.	LAH	1600.00	1600.00	1400.00	0.00	14.29
		KAR	1980.00	1980.00	1980.00	0.00	0.00
		PSH	2500.00	2500.00	2200.00	0.00	13.64
3431001. DYES RED B-BASE	LB.	KAR	270.00	270.00	270.00	0.00	0.00
3431002. DYES ORITEX JAPAN RED HR-2.	LB.	KAR	225.00	225.00	225.00	0.00	0.00
3431003. DYED REACTIVE VIOLET H-3R	LB.	KAR	250.00	250.00	250.00	0.00	0.00
079. Fertilizers							
3461101. SONA UREA	MT.	LAH	26600.00	26600.00	27000.00	0.00	-1.48
		FAS	28000.00	28400.00	28000.00	-1.41	0.00
		MUL	27000.00	27400.00	26500.00	-1.46	1.89
		PSH	27400.00	27400.00	27000.00	0.00	1.48
3461102. KISAN UREA	MT.	LAH	26000.00	26000.00	27000.00	0.00	-3.70
		FAS	28000.00	28000.00	27600.00	0.00	1.45
		MUL	27000.00	27000.00	24500.00	0.00	10.20
		GUJ	26000.00	26000.00	26000.00	0.00	0.00
3461401. CALCIUM AMMONIUM NITRATE	MT.	PSH	26400.00	26400.00	26000.00	0.00	1.54
		LAH	23000.00	23000.00	23000.00	0.00	0.00
		FAS	25000.00	25000.00	23000.00	0.00	8.70
		MUL	23200.00	23600.00	19500.00	-1.69	18.97
3462101. SINGLE SUPPER PHOSPHATE (GR) 18PC	MT.	GUJ	25000.00	25000.00	20500.00	0.00	21.95
		PSH	31000.00	31000.00	0.00	0.00	-----
		LAH	16000.00	16000.00	16000.00	0.00	0.00
		FAS	18000.00	18000.00	19000.00	0.00	-5.26
3462102. SINGLE SUPER PHOSPHATE (PD) 18PC	MT.	MUL	15600.00	16000.00	13200.00	-2.50	18.18
		GUJ	16000.00	16000.00	16000.00	0.00	0.00
		PSH	17000.00	17000.00	17000.00	0.00	0.00
		LAH	21000.00	21000.00	21000.00	0.00	0.00
3462103. TRIPLE SUPER PHOSPHATE (GR)	MT.	FAS	21950.00	21950.00	21950.00	0.00	0.00
		MUL	21900.00	21900.00	21900.00	0.00	0.00
		GUJ	22000.00	22000.00	22000.00	0.00	0.00
		PSH	25100.00	25100.00	25100.00	0.00	0.00
3463201. SULPHATE OF POTASH	MT.	LAH	61750.00	61750.00	61750.00	0.00	0.00
		FAS	61850.00	61850.00	61850.00	0.00	0.00
		MUL	62050.00	62050.00	62050.00	0.00	0.00
		GUJ	66000.00	66000.00	66000.00	0.00	0.00
3464101. NITRO PHOSPHATE	MT.	PSH	60000.00	60000.00	60000.00	0.00	0.00
		LAH	61500.00	61500.00	79000.00	0.00	-22.15
		MUL	83600.00	83600.00	83600.00	0.00	0.00
		KSR	61500.00	61500.00	79000.00	0.00	-22.15
		LAH	43000.00	43000.00	36000.00	0.00	19.44

Contd.

## 7.10 Intercity Wholesale Prices of Selected Commodities

Group/Commodity/Item Specification	Unit	City	Prices (Rs.)			% Change in January, 2018 Over	
			Jan., 2018	Dec., 2017	Jan., 2017	Dec., 2017	Jan., 2017
		FAS	44000.00	42000.00	36000.00	4.76	22.22
		MUL	44000.00	44000.00	34600.00	0.00	27.17
		GUJ	43000.00	43000.00	35000.00	0.00	22.86
		PSH	40000.00	40000.00	39000.00	0.00	2.56
3464201. DIA-AMMONIUM PHOSPHATE	MT.	LAH	56000.00	56000.00	49000.00	0.00	14.29
		FAS	59000.00	58000.00	50000.00	1.72	18.00
		MUL	56000.00	56000.00	49500.00	0.00	13.13
		GUJ	57000.00	57000.00	49000.00	0.00	16.33
		PSH	57000.00	57000.00	49000.00	0.00	16.33
3464401. NITROGEN PHOSPHATE AND POTACIUM(NPK)	MT.	LAH	48000.00	48000.00	46000.00	0.00	4.35
		GUJ	58000.00	58000.00	58000.00	0.00	0.00
		SAR	46500.00	46500.00	47700.00	0.00	-2.52
		HYD	39600.00	39600.00	39600.00	0.00	0.00
<b>080. Pesticides</b>							
3466101. THIODAN 35 EC(AGRICULTURE) 1 LTR	BOTTLE	LAH	700.00	700.00	750.00	0.00	-6.67
		FAS	1100.00	1100.00	1100.00	0.00	0.00
		MUL	1200.00	1200.00	1200.00	0.00	0.00
		SAR	875.00	875.00	875.00	0.00	0.00
		GJT	500.00	500.00	500.00	0.00	0.00
		HYD	750.00	750.00	750.00	0.00	0.00
		MPK	600.00	600.00	600.00	0.00	0.00
3466102. DURSBAN TC(TERMICIDE CONC.)	BOTTLE	LAH	1600.00	1600.00	2000.00	0.00	-20.00
		FAS	1260.00	1260.00	1100.00	0.00	14.55
		MUL	1550.00	1550.00	1550.00	0.00	0.00
		SAR	1100.00	1000.00	900.00	10.00	22.22
3466103. SARSABZ (VEGETABLES) 1 LTR.	BOTTLE	LAH	300.00	300.00	250.00	0.00	20.00
		FAS	340.00	340.00	340.00	0.00	0.00
		MUL	700.00	700.00	700.00	0.00	0.00
		SAR	300.00	250.00	250.00	20.00	20.00
		GJT	500.00	500.00	500.00	0.00	0.00
3466104. MALATHION (ALL ANIMALS) 1 LTR.	BOTTLE	LAH	700.00	700.00	800.00	0.00	-12.50
		FAS	1220.00	1220.00	1220.00	0.00	0.00
		GUJ	1100.00	1100.00	1100.00	0.00	0.00
		GJT	1200.00	1200.00	1200.00	0.00	0.00
<b>081. Insecticides</b>							
3471001. L-D POLYTHYLENE	LB.	KAR	84.19	79.31	85.69	6.15	-1.75
3473001. POLYSTRENE GP.	55 LB.	KAR	4745.00	4745.00	4745.00	0.00	0.00
<b>082. Paints &amp; Varnishes</b>							
3511001. SYN CLEAR VARNISH (BUXLYS)	3 LTR.	LAH	1020.00	1020.00	1062.00	0.00	-3.95
		KAR	1225.00	1225.00	1225.00	0.00	0.00
3511002. SYN CLEAR VARNISH (BERGER)	3 LTR.	LAH	1300.00	1300.00	1215.00	0.00	7.00
		KAR	1375.00	1375.00	1375.00	0.00	0.00
3511003. SYN ENAMEL VIP (BERGER)	3.6 LTR	LAH	1950.00	1950.00	1860.00	0.00	4.84
		RAW	1365.00	1365.00	1365.00	0.00	0.00
		KAR	1650.00	1650.00	1650.00	0.00	0.00
3511004. SYN ENAMEL 413 (BUXLYS)	3.6 LTR	LAH	1400.00	1400.00	1380.00	0.00	1.45
		RAW	1412.50	1412.50	1365.00	0.00	3.48
		KAR	1650.00	1650.00	1650.00	0.00	0.00
3511005. VIP PLASTIC EMULSION (BERGER)	4 LTR.	LAH	1900.00	1900.00	1836.00	0.00	3.49
		RAW	1640.00	1640.00	1590.00	0.00	3.14
		KAR	1500.00	1500.00	1500.00	0.00	0.00
3511006. PLASTIC BOUND DISTEMPER(BUXLYS)	6 KG.	LAH	1200.00	1200.00	1210.00	0.00	-0.83
		RAW	990.00	990.00	990.00	0.00	0.00
		KAR	975.00	975.00	975.00	0.00	0.00
3511007. ICI PLASTIC EMULSION	4 LTR	LAH	2100.00	2100.00	1940.00	0.00	8.25
		RAW	1812.50	1812.50	1730.00	0.00	4.77
		KAR	1750.00	1750.00	1750.00	0.00	0.00
<b>083. Medicines</b>							
3526001. PANADOL TAB. (200)	PACKET	LAH	162.00	162.00	162.00	0.00	0.00

Contd.



## 7.10 Intercity Wholesale Prices of Selected Commodities

Group/Commodity/Item Specification	Unit	City	Prices (Rs.)			% Change in January, 2018 Over	
			Jan., 2018	Dec., 2017	Jan., 2017	Dec., 2017	Jan., 2017
		RAW	195.50	195.50	195.50	0.00	0.00
		MUL	204.00	204.00	204.00	0.00	0.00
		KAR	205.00	205.00	205.00	0.00	0.00
		MPK	153.00	153.00	153.00	0.00	0.00
		PSH	210.00	210.00	210.00	0.00	0.00
		QTA	200.00	200.00	200.00	0.00	0.00
3526002. DISPRIN TAB. (600)	PACKET	LAH	555.00	555.00	555.00	0.00	0.00
		RAW	675.00	675.00	595.00	0.00	13.45
		MUL	656.88	656.88	638.00	0.00	2.96
		KAR	638.00	638.00	638.00	0.00	0.00
		MPK	550.00	550.00	550.00	0.00	0.00
		PSH	578.00	578.00	510.00	0.00	13.33
		QTA	600.00	600.00	600.00	0.00	0.00
3526003. FLAGYL TAB. (200)	PACKET	LAH	278.00	278.00	278.00	0.00	0.00
		RAW	255.00	255.00	255.00	0.00	0.00
		MUL	267.83	267.83	267.83	0.00	0.00
		KAR	268.00	268.00	268.00	0.00	0.00
		MPK	315.00	315.00	260.00	0.00	21.15
		PSH	274.00	274.00	271.00	0.00	1.11
		QTA	180.00	180.00	180.00	0.00	0.00
3526004. VENTOLIN TAB.(100)	PACKET	LAH	92.00	92.00	92.00	0.00	0.00
		RAW	85.00	85.00	85.00	0.00	0.00
		MUL	121.00	121.00	121.00	0.00	0.00
		KAR	86.53	86.53	86.53	0.00	0.00
		MPK	73.20	73.20	73.20	0.00	0.00
		PSH	85.00	85.00	85.00	0.00	0.00
		QTA	90.00	90.00	90.00	0.00	0.00
3526005. DAONIL TAB. (60)	PACKET	LAH	86.00	86.00	86.00	0.00	0.00
		RAW	86.50	86.50	86.50	0.00	0.00
		MUL	86.31	86.31	86.31	0.00	0.00
		KAR	88.00	88.00	88.00	0.00	0.00
		MPK	80.00	80.00	80.00	0.00	0.00
		PSH	90.00	90.00	88.00	0.00	2.27
		QTA	90.00	90.00	90.00	0.00	0.00
3526006. ENTOX TAB. (100)	PACKET	LAH	135.00	135.00	135.00	0.00	0.00
		RAW	115.50	115.50	115.50	0.00	0.00
		MUL	127.65	127.65	127.65	0.00	0.00
		KAR	130.00	130.00	130.00	0.00	0.00
		MPK	85.00	85.00	85.00	0.00	0.00
		PSH	130.00	130.00	87.00	0.00	49.43
		QTA	150.00	150.00	150.00	0.00	0.00
3526007. CALCIUM TAB. 1000 SANDOZ	06 BOTT	LAH	642.00	642.00	642.00	0.00	0.00
		RAW	620.00	620.00	620.00	0.00	0.00
		MUL	634.64	634.64	634.64	0.00	0.00
		KAR	660.00	660.00	660.00	0.00	0.00
		MPK	530.00	530.00	520.00	0.00	1.92
		PSH	660.00	660.00	630.00	0.00	4.76
		QTA	636.00	636.00	636.00	0.00	0.00
3526008. RENITEC TAB. 5 MG. (20)	PACKET	LAH	87.56	87.56	87.56	0.00	0.00
		RAW	99.50	99.50	99.50	0.00	0.00
		MUL	99.45	99.45	99.45	0.00	0.00
		KAR	100.00	100.00	100.00	0.00	0.00
		MPK	88.00	88.00	88.00	0.00	0.00
		PSH	101.00	101.00	101.00	0.00	0.00
		QTA	102.00	102.00	102.00	0.00	0.00
3526009. CARMINA (150 TABLETS)	06 BOTT	LAH	190.00	190.00	190.00	0.00	0.00
		RAW	195.00	195.00	195.00	0.00	0.00
		MUL	206.00	206.00	173.00	0.00	19.08
		KAR	207.00	207.00	207.00	0.00	0.00

Contd.

## 7.10 Intercity Wholesale Prices of Selected Commodities

Group/Commodity/Item Specification	Unit	City	Prices (Rs.)			% Change in January, 2018 Over	
			Jan., 2018	Dec., 2017	Jan., 2017	Dec., 2017	Jan., 2017
3526010. SUALIN (250 TAB.) STRIP	EACH	PSH	170.00	170.00	170.00	0.00	0.00
		LAH	115.00	115.00	115.00	0.00	0.00
		RAW	147.50	147.50	147.50	0.00	0.00
		KAR	132.00	132.00	132.00	0.00	0.00
3526011. SANCOS SYRUP 60 MG.	06 BOTT	PSH	135.00	135.00	135.00	0.00	0.00
		LAH	157.00	157.00	157.00	0.00	0.00
		RAW	142.50	142.50	142.50	0.00	0.00
		MUL	168.00	168.00	280.50	0.00	-40.11
		KAR	177.00	177.00	160.00	0.00	10.63
3526012. PHENRGONE SYRUP 120 MG	06 BOTT	MPK	177.00	177.00	285.00	0.00	-37.89
		PSH	184.00	184.00	308.00	0.00	-40.26
		QTA	172.20	172.20	287.00	0.00	-40.00
		LAH	179.66	179.66	179.66	0.00	0.00
		RAW	168.00	168.00	168.00	0.00	0.00
		MUL	168.30	168.30	168.30	0.00	0.00
		KAR	198.00	198.00	198.00	0.00	0.00
3526013. CALPOL SYRUP	06 BOTT	MPK	170.00	170.00	170.00	0.00	0.00
		PSH	171.00	171.00	174.00	0.00	-1.72
		QTA	192.00	192.00	192.00	0.00	0.00
		LAH	146.00	146.00	146.00	0.00	0.00
		RAW	152.00	152.00	152.00	0.00	0.00
		MUL	140.76	140.76	140.76	0.00	0.00
		KAR	150.00	150.00	150.00	0.00	0.00
3526014. HYDERLIN SYRUP	06 BOTT	MPK	128.50	128.50	214.20	0.00	-40.01
		PSH	144.48	144.48	144.48	0.00	0.00
		QTA	126.00	126.00	126.00	0.00	0.00
		LAH	360.00	360.00	360.00	0.00	0.00
		RAW	357.50	357.50	357.50	0.00	0.00
		MUL	351.90	351.90	351.90	0.00	0.00
		KAR	352.00	352.00	352.00	0.00	0.00
3526015. SAFI HAMDARD 100 ML	06 BOTT	MPK	380.00	380.00	372.00	0.00	2.15
		PSH	360.00	360.00	360.00	0.00	0.00
		QTA	414.00	414.00	414.00	0.00	0.00
		LAH	228.00	228.00	228.00	0.00	0.00
		RAW	275.00	275.00	275.00	0.00	0.00
		MUL	234.00	234.00	210.00	0.00	11.43
3526016. HONEY TUBE (HAMDARD)	06 TUBE	KAR	306.00	306.00	306.00	0.00	0.00
		PSH	300.00	300.00	300.00	0.00	0.00
		QTA	348.00	348.00	348.00	0.00	0.00
		LAH	540.00	540.00	540.00	0.00	0.00
		KAR	552.00	552.00	552.00	0.00	0.00
3526017. BETNOVATE-N OINTMENT	06 TUBE	MPK	516.00	516.00	516.00	0.00	0.00
		PSH	540.00	540.00	540.00	0.00	0.00
		QTA	582.00	582.00	582.00	0.00	0.00
		LAH	170.00	170.00	170.00	0.00	0.00
		RAW	166.50	166.50	166.50	0.00	0.00
		MUL	170.04	170.04	170.04	0.00	0.00
3526018. BURNOL	06 TUBE	KAR	168.00	168.00	168.00	0.00	0.00
		MPK	186.00	186.00	186.00	0.00	0.00
		PSH	174.00	174.00	174.00	0.00	0.00
		QTA	186.00	186.00	186.00	0.00	0.00
		LAH	282.00	282.00	282.00	0.00	0.00
		RAW	282.00	282.00	0.00	0.00	-----
		MUL	282.60	282.60	282.60	0.00	0.00
3526019. O.R.S.FLAVOURED (SEARLE)	DOZEN	KAR	288.00	288.00	285.00	0.00	1.05
		MPK	271.00	271.00	81.60	0.00	232.11
		PSH	286.00	286.00	290.00	0.00	-1.38
		QTA	321.12	321.12	321.12	0.00	0.00
		LAH	192.00	192.00	192.00	0.00	0.00

Contd.

## 7.10 Intercity Wholesale Prices of Selected Commodities

Group/Commodity/Item Specification	Unit	City	Prices (Rs.)			% Change in January, 2018 Over	
			Jan., 2018	Dec., 2017	Jan., 2017	Dec., 2017	Jan., 2017
		RAW	183.50	183.50	183.50	0.00	0.00
		MUL	216.75	216.75	183.60	0.00	18.06
		KAR	216.00	216.00	184.00	0.00	17.39
		PSH	188.00	188.00	154.30	0.00	21.84
		QTA	156.00	156.00	156.00	0.00	0.00
3526020. JOSHANDA HAMDARD	DOZEN	LAH	240.00	240.00	240.00	0.00	0.00
		MUL	255.00	255.00	216.00	0.00	18.06
		KAR	324.00	324.00	324.00	0.00	0.00
		MPK	240.00	240.00	240.00	0.00	0.00
		PSH	110.00	110.00	85.00	0.00	29.41
		QTA	221.00	221.00	221.00	0.00	0.00
3526021. COTTON BANDAGE 2" SIZE	06 NO.S	LAH	39.00	39.00	39.00	0.00	0.00
		RAW	48.00	48.00	48.00	0.00	0.00
		MUL	24.00	24.00	24.00	0.00	0.00
		KAR	30.00	30.00	30.00	0.00	0.00
		MPK	54.00	54.00	54.00	0.00	0.00
		PSH	40.00	40.00	40.00	0.00	0.00
<b>084. Soaps &amp; Detergents</b>							
3532101. LIFE BOUY SOAP (125 GM.)	DOZ.	LAH	520.00	520.00	485.00	0.00	7.22
		RAW	437.50	437.50	437.50	0.00	0.00
		KSR	520.00	520.00	485.00	0.00	7.22
		KAR	456.00	456.00	456.00	0.00	0.00
		PSH	468.00	468.00	440.00	0.00	6.36
		QTA	420.00	420.00	370.00	0.00	13.51
3532102. LUX-STD. (70 GM.)	DOZ.	LAH	375.00	375.00	345.00	0.00	8.70
		RAW	342.50	342.50	342.50	0.00	0.00
		KAR	390.00	390.00	390.00	0.00	0.00
		PSH	336.00	336.00	336.00	0.00	0.00
		QTA	345.00	345.00	345.00	0.00	0.00
3532201. SUPER ACTIVE SURF (130 GM.)	DOZ.	LAH	230.00	230.00	230.00	0.00	0.00
		MUL	229.22	229.22	243.62	0.00	-5.91
		KAR	228.00	228.00	228.00	0.00	0.00
		SKR	264.00	264.00	264.00	0.00	0.00
3532202. ARIEL (100 GM)	DOZ.	LAH	230.00	230.00	230.00	0.00	0.00
		GUJ	228.00	228.00	228.00	0.00	0.00
		KAR	228.00	228.00	228.00	0.00	0.00
		MPK	180.00	180.00	180.00	0.00	0.00
3532203. VIM DETERGENT POLY BAG (1000 G.)	DOZ.	LAH	810.00	810.00	810.00	0.00	0.00
		RAW	765.00	765.00	765.00	0.00	0.00
		KAR	864.00	864.00	864.00	0.00	0.00
		SKR	720.00	720.00	720.00	0.00	0.00
		PSH	860.00	860.00	840.00	0.00	2.38
		MNG	900.00	900.00	900.00	0.00	0.00
		QTA	996.00	996.00	996.00	0.00	0.00
3532204. MAXIMUM POWER BRITE POLYBAG(400GM)	DOZ.	LAH	1404.00	1404.00	1404.00	0.00	0.00
		RAW	1070.00	1070.00	1070.00	0.00	0.00
		KAR	1428.00	1428.00	1428.00	0.00	0.00
		MPK	1416.00	1416.00	1416.00	0.00	0.00
		PSH	1440.00	1440.00	1440.00	0.00	0.00
3532205. EXPRESS DETERGENT(1000GM)	DOZ.	KAR	2100.00	2100.00	2100.00	0.00	0.00
3532206. WASHING SOAP BETA/SUFI/GUY	DOZ.	LAH	5680.00	5680.00	5580.00	0.00	1.79
		RAW	3825.00	3825.00	3825.00	0.00	0.00
		KSR	5680.00	5680.00	5560.00	0.00	2.16
		SKR	3440.00	3440.00	3440.00	0.00	0.00
		PSH	5840.00	5840.00	5840.00	0.00	0.00
3532207. WASHING SOAP NYLON 101 CAKE	DOZ.	LAH	269.00	269.00	269.00	0.00	0.00
		RAW	255.00	255.00	255.00	0.00	0.00
		SAR	300.00	290.00	290.00	3.45	3.45
		BNU	190.00	190.00	190.00	0.00	0.00

Contd.

## 7.10 Intercity Wholesale Prices of Selected Commodities

Group/Commodity/Item Specification	Unit	City	Prices (Rs.)			% Change in January, 2018 Over	
			Jan., 2018	Dec., 2017	Jan., 2017	Dec., 2017	Jan., 2017
3532301. TOOTHPASTE MACLEAN'S (LARGE SIZE)	DOZ.	QTA	300.00	300.00	300.00	0.00	0.00
		RAW	575.00	575.00	575.00	0.00	0.00
		KAR	1080.00	1080.00	1080.00	0.00	0.00
3532302. TOOTHPASTE FARHAN'S (STD. SIZE)	DOZ.	KAR	492.00	492.00	492.00	0.00	0.00
3532303. TALC SAMSOL/SWISS MISS (STD.SIZE)	DOZ.	RAW	565.00	565.00	565.00	0.00	0.00
		KAR	1092.00	1092.00	1092.00	0.00	0.00
3532304. PONDS COLD CREAM (MED SIZE.)	DOZ.	LAH	1270.00	1270.00	1270.00	0.00	0.00
		RAW	1125.00	1125.00	1125.00	0.00	0.00
		KAR	1248.00	1248.00	1248.00	0.00	0.00
3532305. PONDS VANISHING CREAM (MED SIZE)	DOZ.	LAH	2450.00	2450.00	2450.00	0.00	0.00
		RAW	1125.00	1125.00	1125.00	0.00	0.00
		KAR	1009.00	1009.00	1009.00	0.00	0.00
3532306. ADMIRAL SHAVING CREAM (MED.SIZE)	DOZ.	LAH	756.00	756.00	756.00	0.00	0.00
		RAW	710.00	710.00	710.00	0.00	0.00
		KAR	750.00	750.00	750.00	0.00	0.00
3532307. HAIR BRYL CREAM (MED. SIZE).	DOZ.	RAW	1165.00	1165.00	1165.00	0.00	0.00
		KAR	1560.00	1560.00	1560.00	0.00	0.00
3532308. JOHNSON'S BABY POWDER/MOTHER CARE	DOZ.	KAR	1380.00	1380.00	1380.00	0.00	0.00
3532309. SUN SILK SHAMPOO LOCAL 10 ML.	DOZ.	RAW	51.00	51.00	51.00	0.00	0.00
		KAR	55.00	55.00	55.00	0.00	0.00
<b>085. Auto Tyres</b>							
3611101. AUTO TYRE GEN/SUZ/ALTO/MEHRAN	EACH	LAH	2700.00	2700.00	2700.00	0.00	0.00
		RAW	2425.00	2425.00	2425.00	0.00	0.00
		KAR	2525.00	2525.00	2525.00	0.00	0.00
3611201. MOTOR CYCLE TYRE YAMAHA-100	EACH	LAH	1210.00	1210.00	1210.00	0.00	0.00
		RAW	975.00	975.00	962.50	0.00	1.30
		KAR	810.00	810.00	810.00	0.00	0.00
3611202. MOTOR CYCLE TYRE HONDA CD-70	EACH	LAH	860.00	860.00	860.00	0.00	0.00
		RAW	975.00	975.00	962.50	0.00	1.30
		KAR	745.00	745.00	745.00	0.00	0.00
3611203. MOTOR CYCLE TYRE SUZUKI 80 CC.	EACH	LAH	960.00	960.00	960.00	0.00	0.00
		RAW	955.00	955.00	937.50	0.00	1.87
		KAR	1025.00	1025.00	1025.00	0.00	0.00
3611204. CYCLE TYRE SERVIS ( 28x1/2")	EACH	LAH	250.00	250.00	250.00	0.00	0.00
		KAR	190.00	190.00	190.00	0.00	0.00
3611205. CYCLE TYRE DIAMOND ( 28x1/2")	EACH	LAH	275.00	275.00	275.00	0.00	0.00
		RAW	287.50	287.50	287.50	0.00	0.00
		KAR	207.50	207.50	207.50	0.00	0.00
3611401. AUTO TUBE GEN/SUZ/ALTO/MEHRAN	EACH	LAH	270.00	270.00	270.00	0.00	0.00
		RAW	295.00	295.00	295.00	0.00	0.00
		KAR	305.00	305.00	305.00	0.00	0.00
3611402. MOTOR CYCLE TUBE YAMAHA-100	EACH	LAH	185.00	185.00	185.00	0.00	0.00
		RAW	215.00	215.00	215.00	0.00	0.00
		KAR	167.50	167.50	167.50	0.00	0.00
3611403. MOTOR CYCLE TUBE HONDA CD-70	EACH	LAH	175.00	175.00	175.00	0.00	0.00
		RAW	215.00	215.00	215.00	0.00	0.00
		KAR	159.00	159.00	159.00	0.00	0.00
3611404. MOTOR CYCLE TUBE SUZUKI 80 CC.	EACH	LAH	195.00	195.00	195.00	0.00	0.00
		KAR	172.50	172.50	172.50	0.00	0.00
3611405. CYCLE TUBES SERVIS ( 28x1/2)	EACH	LAH	105.00	105.00	105.00	0.00	0.00
		KAR	99.00	99.00	99.00	0.00	0.00
3611406. CYCLE TUBES DIAMOND ( 28x1/2)	EACH	LAH	110.00	110.00	110.00	0.00	0.00
		RAW	105.00	105.00	105.00	0.00	0.00
		KAR	96.50	96.50	96.50	0.00	0.00
<b>086. Plastic Products</b>							
3694001. WATER COOLER 9 LTR.	EACH	LAH	575.00	575.00	575.00	0.00	0.00
		KAR	465.00	465.00	465.00	0.00	0.00
		PSH	380.00	380.00	380.00	0.00	0.00
		QTA	410.00	410.00	410.00	0.00	0.00

Contd.

## 7.10 Intercity Wholesale Prices of Selected Commodities

Group/Commodity/Item Specification	Unit	City	Prices (Rs.)			% Change in January, 2018 Over	
			Jan., 2018	Dec., 2017	Jan., 2017	Dec., 2017	Jan., 2017
3694002. BUCKET MED. SIZE	EACH	LAH	300.00	300.00	300.00	0.00	0.00
		GUJ	225.00	225.00	225.00	0.00	0.00
		GJT	220.00	220.00	220.00	0.00	0.00
		KAR	290.00	290.00	290.00	0.00	0.00
		PSH	350.00	350.00	350.00	0.00	0.00
3694003. DINNER SET PLASTIC 42/48/52 PIECES	EACH	LAH	1975.00	1975.00	1975.00	0.00	0.00
		RAW	5725.00	5725.00	4900.00	0.00	16.84
		MUL	3000.00	3000.00	3000.00	0.00	0.00
		KAR	2400.00	2400.00	2400.00	0.00	0.00
		PSH	2100.00	2100.00	2100.00	0.00	0.00
3694004. HOT POT PLASTIC 3 PIECES	EACH	MNG	3000.00	3000.00	3000.00	0.00	0.00
		LAH	1225.00	1225.00	1225.00	0.00	0.00
		SKT	1000.00	1000.00	1000.00	0.00	0.00
		KAR	975.00	975.00	975.00	0.00	0.00
		PSH	930.00	930.00	930.00	0.00	0.00
3694005. THERMOS STARVAC 1 LTR.	EACH	QTA	1050.00	1050.00	1050.00	0.00	0.00
		LAH	525.00	525.00	525.00	0.00	0.00
		GUJ	400.00	400.00	400.00	0.00	0.00
		KAR	525.00	525.00	525.00	0.00	0.00
		QTA	300.00	300.00	300.00	0.00	0.00
<b>087. Glass sheets</b>							
3711401. PL. GLASS SHEET 3 MM ABOVE 1 SQ.M	SQ.MTR.	LAH	385.00	385.00	385.00	0.00	0.00
		RAW	390.00	390.00	350.00	0.00	11.43
		KAR	710.00	710.00	710.00	0.00	0.00
		PSH	1306.00	1306.00	1306.00	0.00	0.00
3711402. FIG.GLASS SHEET ABOVE 1 SQ.M	SQ.MTR.	LAH	315.00	315.00	315.00	0.00	0.00
		RAW	340.00	340.00	295.00	0.00	15.25
		KAR	850.00	850.00	850.00	0.00	0.00
		PSH	860.00	860.00	860.00	0.00	0.00
<b>088. Other Glass Articles</b>							
3719101. JAR 4 LTR. LOCAL/FANCY/SILKY	DOZ.	RAW	1275.00	1275.00	975.00	0.00	30.77
		KAR	810.00	810.00	810.00	0.00	0.00
3719301. TUMBLER 200 ML. FANCY (OMROC)	DOZ.	RAW	490.00	490.00	465.00	0.00	5.38
		KAR	870.00	870.00	870.00	0.00	0.00
3719302. JUG DIAMOND 1.2 LTR. FANCY (OMROC)	DOZ.	LAH	1775.00	1775.00	1775.00	0.00	0.00
		RAW	2025.00	2025.00	1625.00	0.00	24.62
		KAR	2450.00	2450.00	2450.00	0.00	0.00
3719303. TEA CUP SAUCER WHITE	DOZ.	LAH	725.00	725.00	725.00	0.00	0.00
		RAW	1125.00	1125.00	1075.00	0.00	4.65
		KAR	735.00	735.00	735.00	0.00	0.00
<b>089. Ceramics &amp; Sanitary Fixture</b>							
3721001. EUROPEAN W/C (02/03) STD WHITE	EACH	LAH	1600.00	1600.00	1600.00	0.00	0.00
		RAW	1225.00	1225.00	1225.00	0.00	0.00
		GJT	1400.00	1400.00	1400.00	0.00	0.00
		KAR	2125.00	2125.00	2125.00	0.00	0.00
		PSH	4100.00	4100.00	4100.00	0.00	0.00
3721002. EUROPEAN W.C. (02/03)STD COLOUR	EACH	LAH	1700.00	1700.00	1700.00	0.00	0.00
		RAW	1325.00	1325.00	1325.00	0.00	0.00
		GJT	1600.00	1600.00	1600.00	0.00	0.00
		KAR	2275.00	2275.00	2275.00	0.00	0.00
3721003. ASIAN W.C. WHITE 18/22"	EACH	LAH	1850.00	1850.00	1850.00	0.00	0.00
		RAW	1325.00	1325.00	1325.00	0.00	0.00
		GJT	1200.00	1200.00	1200.00	0.00	0.00
		KAR	1075.00	1075.00	1075.00	0.00	0.00
		PSH	850.00	850.00	1050.00	0.00	-19.05
3721004. ASIAN W.C. WHITE 15/22"	EACH	LAH	1250.00	1250.00	1250.00	0.00	0.00
		RAW	1225.00	1225.00	1225.00	0.00	0.00
		GJT	1000.00	1000.00	1000.00	0.00	0.00

Contd.

## 7.10 Intercity Wholesale Prices of Selected Commodities

Group/Commodity/Item Specification	Unit	City	Prices (Rs.)			% Change in January, 2018 Over					
			Jan., 2018	Dec., 2017	Jan., 2017	Dec., 2017	Jan., 2017				
3721005. ASIAN W.C. COLOURED 18/22"	EACH	KAR	1025.00	1025.00	1025.00	0.00	0.00				
		PSH	920.00	920.00	910.00	0.00	1.10				
		LAH	1850.00	1850.00	1850.00	0.00	0.00				
		RAW	1525.00	1525.00	1525.00	0.00	0.00				
		GUJ	1800.00	1800.00	1800.00	0.00	0.00				
3721006. ASIAN W.C. COLOURED 15/22"	EACH	GJT	1450.00	1450.00	1450.00	0.00	0.00				
		KAR	1125.00	1125.00	1125.00	0.00	0.00				
		PSH	950.00	950.00	980.00	0.00	-3.06				
		LAH	1350.00	1350.00	1350.00	0.00	0.00				
		RAW	1325.00	1325.00	1325.00	0.00	0.00				
3721007. WASH BASIN 50 CM WHITE STD.	EACH	GUJ	1700.00	1700.00	1700.00	0.00	0.00				
		GJT	1250.00	1250.00	1250.00	0.00	0.00				
		KAR	1025.00	1025.00	1025.00	0.00	0.00				
		PSH	970.00	970.00	870.00	0.00	11.49				
		LAH	1450.00	1450.00	1450.00	0.00	0.00				
3721008. WASH BASIN 50 CM LIGHT COLOUR	EACH	RAW	1325.00	1325.00	1325.00	0.00	0.00				
		GJT	1350.00	1350.00	1350.00	0.00	0.00				
		KAR	1450.00	1450.00	1450.00	0.00	0.00				
		PSH	1850.00	1850.00	1850.00	0.00	0.00				
		LAH	1450.00	1450.00	1450.00	0.00	0.00				
3721009. SINK STAINLESS STEEL(KIT.)MED.SIZE	EACH	RAW	1425.00	1425.00	1425.00	0.00	0.00				
		GJT	1150.00	1150.00	1150.00	0.00	0.00				
		KAR	1650.00	1650.00	1650.00	0.00	0.00				
		PSH	1950.00	1950.00	1750.00	0.00	11.43				
		LAH	1850.00	1850.00	1850.00	0.00	0.00				
090. Bricks, Blocks & Tiles	1000	LAH	RAW	2525.00	2525.00	2525.00	0.00	0.00			
			GUJ	1400.00	1400.00	1400.00	0.00	0.00			
			KAR	1725.00	1725.00	1725.00	0.00	0.00			
			PSH	1700.00	1700.00	1700.00	0.00	0.00			
			3732001. BRICKS	1000	LAH	RAW	8450.00	8350.00	7750.00	1.20	9.03
			RAW			9600.00	9600.00	8350.00	0.00	14.97	
			GJT			8000.00	8000.00	8000.00	0.00	0.00	
			KSR			8050.00	8050.00	7650.00	0.00	5.23	
			HYD			5000.00	5000.00	4800.00	0.00	4.17	
			SKR			5800.00	5800.00	5000.00	0.00	16.00	
			PSH			8000.00	8000.00	8000.00	0.00	0.00	
			BNU			6275.00	6275.00	6275.00	0.00	0.00	
			QTA			6250.00	6250.00	6250.00	0.00	0.00	
3732002. CEMENT BLOCKS	1000	KAR	20500.00			20500.00	20500.00	0.00	0.00		
3732003. TILES PLAIN WHITE 8 X 10"	SQ.MTR	LAH	RAW			675.00	675.00	675.00	0.00	0.00	
			RAW			490.00	490.00	490.00	0.00	0.00	
			MUL			800.00	800.00	800.00	0.00	0.00	
3732004. TILES PLAIN COLOURED 8 X 10"	SQ.MTR	LAH	KAR	612.50	612.50	612.50	0.00	0.00			
			RAW	775.00	775.00	775.00	0.00	0.00			
			RAW	590.00	590.00	590.00	0.00	0.00			
			MUL	850.00	850.00	850.00	0.00	0.00			
091. Cement	MT.	KAR	KAR	690.00	690.00	690.00	0.00	0.00			
			3744001. CEMENT JAVEDAN (EX-FACTORY)	MT.	KAR	8460.00	8460.00	8460.00	0.00	0.00	
			3744002. CEMENT WHITE	MT.	LAH	RAW	18350.00	18350.00	18350.00	0.00	0.00
						RAW	20350.00	20350.00	20350.00	0.00	0.00
						KAR	18900.00	18900.00	18900.00	0.00	0.00
			3744003. SULP. RESISTING CEMENT(JAVEDAN)	MT.	KAR	SKR	18750.00	18750.00	18500.00	0.00	1.35
						KAR	9158.00	9158.00	9158.00	0.00	0.00
			3744004. D.G. CEMENT (EX-FACTORY)	MT	LAH	8797.00	8877.00	9529.00	-0.90	-7.68	
			3744005. LUCKY CEMENT (EX-FACTORY)	MT	KAR	11100.00	11100.00	11100.00	0.00	0.00	
			3744006. FAUJI CEMENT(EX-FACTORY)	MT	RAW	9100.00	9200.00	9400.00	-1.09	-3.19	

Contd.

## 7.10 Intercity Wholesale Prices of Selected Commodities

Group/Commodity/Item Specification	Unit	City	Prices (Rs.)			% Change in January, 2018 Over	
			Jan., 2018	Dec., 2017	Jan., 2017	Dec., 2017	Jan., 2017
<b>092. Bed Foam</b>							
3815001. BED FOAM	EACH	LAH	4300.00	4300.00	4300.00	0.00	0.00
		RAW	5150.00	4975.00	4750.00	3.52	8.42
		GUJ	3000.00	3000.00	3000.00	0.00	0.00
		KAR	2900.00	2900.00	2900.00	0.00	0.00
		QTA	3200.00	3200.00	3200.00	0.00	0.00
3815002. BED FOAM COMMANDER 6.5" X 6" X5"	EACH	LAH	6100.00	6100.00	6100.00	0.00	0.00
		FAS	7500.00	7500.00	8300.00	0.00	-9.64
		RAW	7950.00	7750.00	7250.00	2.58	9.66
		GJT	7600.00	7600.00	7600.00	0.00	0.00
		KAR	7000.00	7000.00	7000.00	0.00	0.00
		HYD	8750.00	8750.00	7200.00	0.00	21.53
<b>093. Matches</b>							
3899801. MATCHES (70-75 STICKS) 10 BOXES	PACKET	LAH	12.00	12.00	9.60	0.00	25.00
		RAW	9.40	9.40	9.40	0.00	0.00
		KAR	15.00	15.00	15.00	0.00	0.00
		SKR	18.00	18.00	18.00	0.00	0.00
		PSH	16.20	16.20	16.20	0.00	0.00
<b>5. Metal Product, Machinery &amp; Equipment</b>							
<b>094. Pig Iron</b>							
4111101. PIG IRON	MT.	KAR	40000.00	40000.00	40000.00	0.00	0.00
<b>095. Steel Bar &amp; Sheets</b>							
4126101. M.S. ROUND BAR 1/4"	MT.	LAH	77000.00	77000.00	69000.00	0.00	11.59
		RAW	82250.00	78250.00	67750.00	5.11	21.40
		KAR	70000.00	70000.00	72000.00	0.00	-2.78
		HYD	79000.00	78000.00	68000.00	1.28	16.18
		PSH	82000.00	80000.00	65000.00	2.50	26.15
		QTA	80000.00	78000.00	67000.00	2.56	19.40
4126102. M.S. ROUND BAR 3/8"	MT.	LAH	77500.00	77500.00	69500.00	0.00	11.51
		RAW	82250.00	78250.00	67750.00	5.11	21.40
		KAR	70000.00	70000.00	72000.00	0.00	-2.78
		HYD	79000.00	78000.00	68000.00	1.28	16.18
		PSH	82000.00	76500.00	67000.00	7.19	22.39
		QTA	85000.00	83000.00	71000.00	2.41	19.72
4126103. M.S.ROUND BAR 1/2"	MT.	LAH	77250.00	77250.00	69250.00	0.00	11.55
		RAW	82750.00	78750.00	68250.00	5.08	21.25
		KAR	70000.00	70000.00	72000.00	0.00	-2.78
		HYD	79000.00	78000.00	68000.00	1.28	16.18
		PSH	78500.00	74500.00	64900.00	5.37	20.96
		QTA	84000.00	82000.00	70000.00	2.44	20.00
4126104. M.S. ROUND BAR 1"	MT.	LAH	77200.00	77200.00	69200.00	0.00	11.56
		RAW	82750.00	78750.00	68250.00	5.08	21.25
		KAR	70000.00	70000.00	72000.00	0.00	-2.78
		PSH	80000.00	78500.00	68000.00	1.91	17.65
4126105. M.S.RIBBED BAR 1/2" TO 1"	MT.	LAH	78200.00	78200.00	70200.00	0.00	11.40
		RAW	81750.00	77750.00	67250.00	5.14	21.56
		KAR	70000.00	70000.00	72000.00	0.00	-2.78
4126106. M.S.RIBBED BAR 3/8"	MT.	LAH	78200.00	78200.00	70200.00	0.00	11.40
		RAW	80750.00	76750.00	66250.00	5.21	21.89
		KAR	71500.00	71500.00	73000.00	0.00	-2.05
4126107. G.P.SHEET CUTTING JAPAN 24-30 BG	MT.	LAH	105000.00	105000.00	105000.00	0.00	0.00
		RAW	92250.00	89750.00	87750.00	2.79	5.13
		KAR	88600.00	88600.00	88600.00	0.00	0.00
		PSH	120000.00	115000.00	90000.00	4.35	33.33
4126108. G.S.SHEET 24 G.GALV.	MT.	LAH	115000.00	115000.00	115000.00	0.00	0.00
		RAW	92250.00	89750.00	87750.00	2.79	5.13
		KAR	89200.00	89200.00	89200.00	0.00	0.00
		PSH	120000.00	120000.00	90000.00	0.00	33.33

Contd.

## 7.10 Intercity Wholesale Prices of Selected Commodities

Group/Commodity/Item Specification	Unit	City	Prices (Rs.)			% Change in January, 2018 Over	
			Jan., 2018	Dec., 2017	Jan., 2017	Dec., 2017	Jan., 2017
<b>096. Pipe Fittings</b>							
4129201. TEE 1/2"	DOZ.	LAH	425.00	425.00	425.00	0.00	0.00
		RAW	387.50	387.50	387.50	0.00	0.00
		KAR	415.00	415.00	384.00	0.00	8.07
		QTA	360.00	360.00	360.00	0.00	0.00
4129202. TEE 3/4"	DOZ.	LAH	530.00	530.00	530.00	0.00	0.00
		RAW	512.50	512.50	512.50	0.00	0.00
		KAR	540.00	540.00	558.00	0.00	-3.23
		QTA	360.00	360.00	360.00	0.00	0.00
4129203. SOCKET 1/2"	DOZ.	LAH	275.00	275.00	275.00	0.00	0.00
		RAW	337.50	337.50	337.50	0.00	0.00
		KAR	246.00	246.00	246.00	0.00	0.00
		QTA	240.00	240.00	240.00	0.00	0.00
4129204. SOCKET 3/4"	DOZ.	LAH	365.00	365.00	365.00	0.00	0.00
		RAW	412.50	412.50	412.50	0.00	0.00
		KAR	310.00	310.00	290.00	0.00	6.90
		QTA	360.00	360.00	360.00	0.00	0.00
4129205. UNION 1/2"	DOZ.	LAH	792.00	792.00	730.00	0.00	8.49
		RAW	712.50	712.50	712.50	0.00	0.00
		KAR	812.00	812.00	812.00	0.00	0.00
		QTA	720.00	720.00	720.00	0.00	0.00
4129206. UNION 3/4"	DOZ.	LAH	900.00	900.00	835.00	0.00	7.78
		RAW	787.50	787.50	787.50	0.00	0.00
		KAR	1032.50	1032.50	1032.50	0.00	0.00
4129207. BAND 1/2"	DOZ.	LAH	470.00	470.00	470.00	0.00	0.00
		RAW	687.50	687.50	687.50	0.00	0.00
		KAR	641.00	641.00	641.00	0.00	0.00
		QTA	480.00	480.00	480.00	0.00	0.00
4129208. BAND 3/4"	DOZ.	LAH	590.00	590.00	590.00	0.00	0.00
		RAW	712.50	712.50	712.50	0.00	0.00
		KAR	960.00	960.00	981.00	0.00	-2.14
		QTA	480.00	480.00	480.00	0.00	0.00
4129209. ELBOW GALV CHINA 1/2"	DOZ.	LAH	310.00	310.00	310.00	0.00	0.00
		RAW	412.50	412.50	412.50	0.00	0.00
		KAR	265.00	265.00	265.00	0.00	0.00
		QTA	300.00	300.00	300.00	0.00	0.00
4129210. ELBOW GALV CHINA 3/4"	DOZ.	LAH	380.00	380.00	380.00	0.00	0.00
		RAW	462.50	462.50	462.50	0.00	0.00
		KAR	402.00	402.00	381.00	0.00	5.51
		QTA	420.00	420.00	420.00	0.00	0.00
<b>097. Steel Products</b>							
4291201. STAINLESS STEEL DEGCHI MED. SIZE	EACH	LAH	600.00	600.00	600.00	0.00	0.00
		GJT	450.00	450.00	450.00	0.00	0.00
		KAR	625.00	625.00	625.00	0.00	0.00
4291202. STAINLESS STEEL TABLE SPOON SUP.	EACH	LAH	350.00	350.00	350.00	0.00	0.00
		GJT	175.00	175.00	175.00	0.00	0.00
		KAR	260.00	260.00	260.00	0.00	0.00
4291203. STAINLESS STEEL PLATE LIGHT	DOZ.	LAH	756.00	756.00	700.00	0.00	8.00
		GJT	500.00	500.00	500.00	0.00	0.00
		KAR	780.00	780.00	780.00	0.00	0.00
4291204. PRESSURE COOKER 4 LTR.	EACH	LAH	1380.00	1380.00	1380.00	0.00	0.00
		GUJ	1100.00	1100.00	1100.00	0.00	0.00
		SKT	1200.00	1200.00	1200.00	0.00	0.00
		KAR	1625.00	1625.00	1625.00	0.00	0.00
4291401. NEW TREET BLADE ORDINARY	1000	RAW	2575.00	2575.00	2575.00	0.00	0.00
		KAR	2700.00	2700.00	2900.00	0.00	-6.90
4291402. TREET SAFETY RAZOR	DOZ.	LAH	1180.00	1180.00	1180.00	0.00	0.00
		KAR	1764.00	1764.00	1300.00	0.00	35.69
4291403. GILLET SAFETY RAZOR	DOZ.	LAH	430.00	430.00	430.00	0.00	0.00

Contd.



## 7.10 Intercity Wholesale Prices of Selected Commodities

Group/Commodity/Item Specification	Unit	City	Prices (Rs.)			% Change in January, 2018 Over	
			Jan., 2018	Dec., 2017	Jan., 2017	Dec., 2017	Jan., 2017
		RAW	427.50	427.50	427.50	0.00	0.00
		KAR	420.00	420.00	420.00	0.00	0.00
<b>098. Engines &amp; Motors</b>							
4321901. HOLLOW S.MOTOR 326 UP-4.40 HP 46	EACH	LAH	155000.00	155000.00	155000.00	0.00	0.00
<b>099. Vacuum Pumps</b>							
4323001. MULTISTAGE C.PUMPS(PCM 80-3 15 H)	EACH	LAH	83000.00	83000.00	83000.00	0.00	0.00
4323002. MULTISTAGE C.PUMPS PCM 80-5 25 H)	EACH	LAH	117000.00	117000.00	117000.00	0.00	0.00
<b>100. Air Conditioners</b>							
4391201. PEL AIR CONDITONER 1.5 TON	EACH	LAH	39000.00	39000.00	39000.00	0.00	0.00
		RAW	36250.00	36250.00	36250.00	0.00	0.00
		KAR	40500.00	40500.00	40500.00	0.00	0.00
4391202. WAVES AIR CONDITIONER 1.5 TON.	EACH	LAH	44000.00	44000.00	44000.00	0.00	0.00
		RAW	37750.00	37750.00	37750.00	0.00	0.00
		GJT	45000.00	45000.00	45000.00	0.00	0.00
		KAR	40000.00	40000.00	40000.00	0.00	0.00
		HYD	41900.00	41900.00	41900.00	0.00	0.00
		QTA	41500.00	41500.00	41500.00	0.00	0.00
<b>101. Cultivators</b>							
4411201. CULTIVATOR (ORDINARY) 9 TIMES	EACH	GUJ	38000.00	38000.00	38000.00	0.00	0.00
4411202. CULTIVATOR (SPECIAL) 11 TIMES	EACH	GUJ	50000.00	50000.00	50000.00	0.00	0.00
<b>102. Chuff Cutter</b>							
4412301. CHUFF CUTTER	EACH	FAS	7200.00	7200.00	7200.00	0.00	0.00
<b>103. Tractors</b>							
4414101. TRACTOR MF-240	EACH	LAH	716625.00	716625.00	716625.00	0.00	0.00
4414102. TRACTOR MF-385	EACH	LAH	1126860.00	1126860.00	1126860.00	0.00	0.00
<b>104. Lathe Machines</b>							
4421301. LATHE MACHINE 3' (PAK MADINA)	EACH	LAH	94750.00	94750.00	94750.00	0.00	0.00
4421302. LATHE MACHINE 4.5' (PAK MADINA)	EACH	LAH	101750.00	101750.00	101750.00	0.00	0.00
4421303. LATHE MACHINE 6.5' (PAK MADINA)	EACH	LAH	122750.00	122750.00	122750.00	0.00	0.00
4421304. LATHE MACHINE 10' (PAK MADINA)	EACH	LAH	260000.00	260000.00	260000.00	0.00	0.00
<b>105. Concrete Mixture</b>							
4444001. CONC.MIXER 7 NTR. 12HP. STAR.ENG	EACH	LAH	140000.00	140000.00	140000.00	0.00	0.00
4444002. CONC.MIXER 17 NTR. 24HP. STAR.ENG	EACH	LAH	210000.00	210000.00	210000.00	0.00	0.00
<b>106. Fridge,WashM,SewM,Fans,Iron</b>							
4481101. DAWLANCE 10 CFT. DOUBLE DOOR	EACH	LAH	28000.00	28000.00	28000.00	0.00	0.00
		RAW	25825.00	25825.00	25825.00	0.00	0.00
		KAR	32000.00	32000.00	32000.00	0.00	0.00
4481201. WASHING MACHINE NAT. PAK S.F.	EACH	LAH	7000.00	7000.00	7000.00	0.00	0.00
		GUJ	5000.00	5000.00	5000.00	0.00	0.00
		KAR	5450.00	5450.00	5450.00	0.00	0.00
		QTA	5550.00	5550.00	5550.00	0.00	0.00
4481202. WASHING MACHINE SINGER S.F.	EACH	LAH	10500.00	10500.00	10200.00	0.00	2.94
		RAW	9900.00	9900.00	9900.00	0.00	0.00
		KAR	12000.00	12000.00	12000.00	0.00	0.00
4481203. WASHING MACHINE DAWLANCE	EACH	LAH	9500.00	9500.00	9500.00	0.00	0.00
		FAS	8700.00	8700.00	8700.00	0.00	0.00
		GUJ	9400.00	9400.00	9400.00	0.00	0.00
		GJT	9400.00	9400.00	9400.00	0.00	0.00
		KAR	6200.00	6200.00	6200.00	0.00	0.00
		HYD	9000.00	9000.00	9000.00	0.00	0.00
4481204. WASHING MACHINE SUPER ASIA	EACH	LAH	9000.00	9000.00	9000.00	0.00	0.00
		FAS	9000.00	9000.00	8800.00	0.00	2.27
		KAR	7900.00	7900.00	5800.00	0.00	36.21
		HYD	7500.00	7500.00	6500.00	0.00	15.38
4481401. SEWING MACHINE SINGER B.B. H.O	EACH	LAH	6400.00	6400.00	6700.00	0.00	-4.48
		KAR	6500.00	6500.00	6350.00	0.00	2.36
4481402. SINGER ZIG ZAG MACHINE	EACH	LAH	16500.00	16500.00	14500.00	0.00	13.79
		KAR	12800.00	12800.00	11900.00	0.00	7.56
4481403. SEWING MACHINE SALIKA	EACH	LAH	4500.00	4500.00	4500.00	0.00	0.00

Contd.

## 7.10 Intercity Wholesale Prices of Selected Commodities

Group/Commodity/Item Specification	Unit	City	Prices (Rs.)			% Change in January, 2018 Over	
			Jan., 2018	Dec., 2017	Jan., 2017	Dec., 2017	Jan., 2017
4481501. CEILING FAN MILLAT 48"	EACH	KAR	6200.00	6200.00	6200.00	0.00	0.00
		LAH	2600.00	2600.00	2300.00	0.00	13.04
4481502. CEILING FAN PAK 48"	EACH	KAR	3150.00	3150.00	2600.00	0.00	21.15
		LAH	2500.00	2500.00	2200.00	0.00	13.64
4481503. CEILING FAN NATIONAL 56"	EACH	GUJ	2400.00	2400.00	2400.00	0.00	0.00
		KAR	3480.00	3480.00	2800.00	0.00	24.29
4481504. CEILING FAN YOUNIS 56"	EACH	LAH	2500.00	2500.00	2200.00	0.00	13.64
		GUJ	2150.00	2150.00	2150.00	0.00	0.00
4481505. PADESTAL FAN MILLAT 20"	EACH	GJT	2300.00	2300.00	2300.00	0.00	0.00
		KAR	2550.00	2550.00	2550.00	0.00	0.00
4481506. PADESTAL FAN PAK 20"	EACH	HYD	2500.00	2500.00	2200.00	0.00	13.64
		LAH	2600.00	2600.00	2300.00	0.00	13.04
4481507. EXHAUST FAN CLIMAX 12"	EACH	FAS	2800.00	2800.00	2500.00	0.00	12.00
		GUJ	2350.00	2350.00	2350.00	0.00	0.00
4481508. EXHAUST FAN MILLAT 12"	EACH	KAR	3540.00	3540.00	2650.00	0.00	33.58
		PSH	2550.00	2550.00	2550.00	0.00	0.00
4481509. EXHAUST FAN PAK. NATIONAL 12"	EACH	QTA	2750.00	2750.00	2750.00	0.00	0.00
		KAR	3600.00	3600.00	3600.00	0.00	0.00
4481601. IRON NATIONAL PAK AUTOMATIC	EACH	LAH	3800.00	3800.00	3500.00	0.00	8.57
		GUJ	3800.00	3800.00	3800.00	0.00	0.00
4481602. IRON PHILIPS HD 1120/R	EACH	KAR	5850.00	5850.00	3600.00	0.00	62.50
		PSH	3800.00	3800.00	3800.00	0.00	0.00
107. Electric Wires	90 MTR.	LAH	1800.00	1800.00	1600.00	0.00	12.50
		GUJ	1900.00	1900.00	1400.00	0.00	35.71
4634001. FLEXIBLE WIRE 2999-14 0076	90 MTR.	KAR	1800.00	1800.00	1800.00	0.00	0.00
		LAH	1650.00	1650.00	1500.00	0.00	10.00
4634002. PVC WIRE SINGLE CORE	90 MTR.	GUJ	1350.00	1350.00	1350.00	0.00	0.00
		GJT	1800.00	1800.00	1800.00	0.00	0.00
108. Lighting Equipments	EACH	KAR	1700.00	1700.00	1700.00	0.00	0.00
		LAH	700.00	700.00	500.00	0.00	40.00
4653101. PHILIPS TL. LAMP 40 W.	EACH	GUJ	850.00	850.00	850.00	0.00	0.00
		KAR	525.00	525.00	525.00	0.00	0.00
4653102. PHILIPS ELECTRIC BULB 100W(GLS)	100 BUL	PSH	800.00	800.00	800.00	0.00	0.00
		LAH	1500.00	1500.00	1250.00	0.00	20.00
4653103. PHILIPS ENERGY SAVER 14 W (GLS)	EACH	GUJ	2080.00	2080.00	2080.00	0.00	0.00
		RAW	1360.00	1360.00	1360.00	0.00	0.00

Contd.

## 7.10 Intercity Wholesale Prices of Selected Commodities

Group/Commodity/Item Specification	Unit	City	Prices (Rs.)			% Change in January, 2018 Over	
			Jan., 2018	Dec., 2017	Jan., 2017	Dec., 2017	Jan., 2017
		KAR	155.00	155.00	155.00	0.00	0.00
		PSH	170.00	170.00	170.00	0.00	0.00
		QTA	172.00	172.00	172.00	0.00	0.00
<b>109. Radio &amp; Television</b>							
4731201. RADIO 3-5 BAND (CHINA BRAND)	EACH	LAH	175.00	175.00	175.00	0.00	0.00
		RAW	287.50	287.50	287.50	0.00	0.00
		KAR	425.00	425.00	425.00	0.00	0.00
4731301. PHILIPS COLOUR TV. 14"	EACH	LAH	8150.00	8150.00	8150.00	0.00	0.00
		RAW	8250.00	8250.00	8250.00	0.00	0.00
		KAR	8400.00	8400.00	8400.00	0.00	0.00
4731302. L.G.COLOUR TV. 14"	EACH	LAH	8100.00	8100.00	8100.00	0.00	0.00
		RAW	7900.00	7900.00	7900.00	0.00	0.00
		KAR	8150.00	8150.00	8150.00	0.00	0.00
4731303. SONY COLOUR TV 14"	EACH	LAH	13000.00	13000.00	13000.00	0.00	0.00
		RAW	10250.00	10250.00	10250.00	0.00	0.00
		KAR	8000.00	8000.00	8000.00	0.00	0.00
4731304. PANASONIC COLOUR TV 14"	EACH	RAW	9250.00	9250.00	9250.00	0.00	0.00
		KAR	7750.00	7750.00	7750.00	0.00	0.00
4731305. PHILIPS COLOUR TV. 20"	EACH	LAH	11000.00	11000.00	11000.00	0.00	0.00
		RAW	13900.00	13900.00	13900.00	0.00	0.00
		KAR	12750.00	12750.00	12750.00	0.00	0.00
4731306. L.G.COLOUR TV. 20"	EACH	LAH	13400.00	13400.00	13400.00	0.00	0.00
		RAW	12250.00	12250.00	12250.00	0.00	0.00
		KAR	13000.00	13000.00	13000.00	0.00	0.00
4731307. L.G. COLOUR TV. 21"	EACH	LAH	14700.00	14700.00	14700.00	0.00	0.00
		RAW	12250.00	12250.00	12250.00	0.00	0.00
		KAR	16100.00	16100.00	16100.00	0.00	0.00
4731308. SONY COLOUR TV 20"	EACH	LAH	18800.00	18800.00	18800.00	0.00	0.00
		RAW	17100.00	17100.00	17100.00	0.00	0.00
		KAR	17200.00	17200.00	17200.00	0.00	0.00
<b>110. Motor Vehicles</b>							
4911301. CAR SUZUKI MEHRAN 800CC SB308R VX	EACH	KAR	679000.00	679000.00	650000.00	0.00	4.46
4911302. SUZUKI CULTUS 1000CC SF410 VXR M PE	EACH	KAR	1124000.00	1124000.00	1124000.00	0.00	0.00
4911303. SUZUKI RAVI 800 CC PICKUP(ST 308R)	EACH	KAR	672000.00	672000.00	667000.00	0.00	0.75
4911304. CAR TOYOTA 1300 CC XLI	EACH	KAR	1729000.00	1729000.00	1639000.00	0.00	5.49
4911305. CAR HONDA CIVIC 1800CC(IVTEC MANUAL)	EACH	LAH	2039000.00	2039000.00	2039000.00	0.00	0.00
4911306. ISUZU BUS CHASIS MT 112 K	EACH	KAR	3325000.00	3325000.00	3325000.00	0.00	0.00
4911401. ISUZU TRUCK CHASIS FTR 12 K	EACH	KAR	3850000.00	3850000.00	3850000.00	0.00	0.00
<b>111. Motorcycles</b>							
4991201. MOTOR CYCLE YB-100ROYAL YAMAHA	EACH	KAR	75375.00	75375.00	75375.00	0.00	0.00
4991202. MOTOR CYCLE CD-70 HONDA	EACH	KAR	63500.00	63500.00	63500.00	0.00	0.00
4991203. MOTOR CYCLE PAK HERO 70 CC.	EACH	LAH	42000.00	42000.00	42000.00	0.00	0.00
		MUL	42000.00	42000.00	42000.00	0.00	0.00
		KAR	46000.00	46000.00	46000.00	0.00	0.00
4991204. MOTOR CYCLE SUPER ASIA 70 CC.	EACH	LAH	42500.00	42500.00	42500.00	0.00	0.00
		MUL	45000.00	45000.00	45000.00	0.00	0.00
		KAR	42500.00	42500.00	42500.00	0.00	0.00
		HYD	43000.00	43000.00	42000.00	0.00	2.38
4991205. MOTOR CYCLE SUZUKI STD 110CC.	EACH	KAR	71300.00	71300.00	71300.00	0.00	0.00
<b>112. Bicycles</b>							
4992101. BICYCLE PECO FOR GENTS POPULAR	EACH	LAH	5000.00	5000.00	5000.00	0.00	0.00
4992102. BICYCLE PECO FOR BMX SHAHEEN	EACH	LAH	3500.00	3500.00	3500.00	0.00	0.00
4992103. BICYCLE SOHRAB SUPER	EACH	LAH	6450.00	6450.00	6450.00	0.00	0.00
		KAR	6900.00	6900.00	6900.00	0.00	0.00
4992104. BICYCLE SOHRAB VIP STUDENT	EACH	LAH	6300.00	6300.00	6300.00	0.00	0.00
		KAR	5900.00	5900.00	5900.00	0.00	0.00

### 7.11 Intercity Consumer Prices January, 2018

Description	Unit	Rawalpindi	Islamabad	Attock	Jehlum	Lahore	Sahiwal	Gujranwala
WHEAT	10 KG.	345.00	345.00	333.75	345.00	346.90	321.88	325.00
WHEAT FLOUR FINE/SUPERIOR.	KG.	56.83	58.75	43.50	48.50	50.00	42.00	40.00
WHEAT FLOUR AVG. QLTY	KG.	38.79	39.47	38.25	38.00	40.00	37.00	39.00
WHEAT FLOUR BAG	10 KG.	387.92	394.69	382.50	380.00	400.00	370.00	390.00
MAIDA	KG.	57.33	58.88	52.00	60.00	57.93	50.00	50.00
SUJI	KG.	59.50	59.50	52.00	60.00	60.00	50.00	50.00
BESAN AV. QLTY.	KG.	132.50	140.63	117.50	125.00	128.21	115.00	110.00
RICE BASMATI SUP. QLTY.	KG.	157.08	162.19	165.00	140.00	146.79	122.50	110.00
RICE BASMATI 385/386	KG.	132.08	145.63	95.00	105.00	105.36	77.50	50.00
RICE BASMATI BROKEN AV.QLTY	KG.	83.33	89.38	87.50	80.00	73.93	85.00	50.00
RICE IRR1-6 (SINDH/PUNJAB)	KG.	52.71	60.00	55.00	75.00	57.00	55.00	50.00
VERMICELLI	KG.	104.17	103.13	92.50	95.00	101.61	70.00	77.50
BREAD PLAIN MEDIUM SIZE	EACH	45.00	45.00	40.00	40.00	45.00	45.00	40.00
RUSK (PAPAY)	KG.	267.50	286.88	180.00	240.00	222.50	235.00	160.00
BISCUITS-PACKED	PKT	40.00	40.00	40.00	40.00	40.00	35.00	35.00
BISCUIT-BAKERY (LOOSE)	250 GM	112.50	130.00	77.50	105.00	102.50	110.00	110.00
CORNFLAKS FAUJI 225 GM.	PKT	180.00	180.00	180.00	180.00	193.50	180.00	216.00
SAMOSA (VEGATABLE)	EACH	15.00	15.63	15.00	12.75	19.11	15.00	15.00
PASTRY AV.QLTY.	EACH	35.21	35.94	37.50	37.50	32.50	32.50	35.00
PATTIES (VEGATABLES)	EACH	28.96	29.38	21.00	30.00	31.96	30.00	20.00
NIMCO	250 GM	82.50	86.88	67.50	70.00	68.93	90.00	50.00
CHIPS	250 GM	93.33	95.00	67.50	82.50	77.32	90.00	65.00
BEEF WITH BONE AV.QLTY.	KG	364.17	368.75	300.00	335.00	381.96	300.00	300.00
MUTTON AV.QLTY.	KG	853.33	858.13	775.00	756.25	844.64	650.00	650.00
CHICKEN FARM BROILER (LIVE)	KG	165.83	181.75	166.00	166.00	147.00	156.00	175.00
FISH-RAHU MEDIUM SIZE	KG	264.17	326.25	230.00	270.00	286.43	265.00	312.50
MILK FRESH (UNBOILED)	LTR.	96.25	102.50	82.50	75.00	77.21	70.00	80.00
CURD	KG.	107.92	116.25	87.50	80.00	90.00	80.00	100.00
MILK TETRA PACK 1/2 LTR.	PKT.	65.00	65.00	65.00	65.00	65.00	60.00	65.00
LACTOGEN 400 GRAMS	PKT.	460.00	460.00	460.00	460.00	460.00	460.00	440.00
POWDER MILK NIDO 400GM.	PKT	389.74	389.74	389.74	389.74	379.48	389.74	389.74
MILK POWDER LOOSE/PACKED	KG.	551.67	585.00	535.00	500.00	504.29	447.50	390.00
BUTTER LOCAL PACKED	50 GM.	28.00	28.00	28.00	65.00	35.00	25.00	35.00
EGGS FARM	DOZ	108.00	117.50	115.00	120.00	101.00	135.00	120.00
MUSTARD OIL AV.QLTY.	KG.	225.00	240.00	245.00	210.00	183.93	162.50	150.00
COOKING OIL (DALDA)	2.5LTR	465.00	465.00	465.00	460.00	485.00	475.00	475.00
COOKING OIL (PAKWAN) OTHER BRAND SPECIFY	2.5 LTR	374.17	380.63	372.50	387.50	458.00	400.00	420.00
VEGETABLE GHEE TIN	2.5KG.	460.00	434.13	460.00	465.00	480.00	470.00	470.00
VEGETABLE GHEE (LOOSE)	KG.	146.67	151.25	141.00	145.00	145.00	182.00	140.00
DATES AV.QLTY.	KG.	205.83	217.50	205.00	200.00	175.00	165.00	165.00
PISTACHIO AV.QLTY.	50 GM.	122.08	131.88	117.50	125.00	115.00	115.00	95.00
ALMONDS WHOLE AV.QLTY.	KG.	776.67	795.00	775.00	637.50	707.86	675.00	500.00
COCONUT DRY AV.QLTY.	KG.	398.33	436.25	370.00	465.00	386.43	400.00	390.00
RAISINS AV.QLTY.	50 GM.	28.75	30.25	25.00	22.50	29.57	18.00	25.00
GROUNDNUTS (WITH SHELL)	KG.	245.83	257.50	210.00	265.00	315.71	225.00	220.00
MALTA/MOSAMBI	DOZ	143.33	175.00	145.00	115.00	167.86	137.50	120.00
KINNU	DOZ	108.33	155.00	75.00	85.00	107.86	105.00	45.00
APPLE	KG	134.17	146.25	120.00	105.00	155.00	115.00	120.00
ALOO BUKHARA	KG	0.00	0.00	0.00	0.00	0.00	0.00	0.00
POMEGRANATE (ANNAR)	KG	254.17	281.25	210.00	210.00	377.86	188.75	200.00
GRAPES	KG	0.00	0.00	0.00	0.00	0.00	0.00	0.00
BANANAS	DOZ	95.00	131.25	75.00	65.00	77.86	55.00	75.00
MANGO KALMI	KG	0.00	0.00	0.00	0.00	0.00	0.00	0.00
GUAVA	KG	100.00	116.25	65.00	95.00	77.86	75.00	80.00
WATERMELON (TURBOOZ)	KG	0.00	0.00	0.00	0.00	0.00	0.00	0.00
MUSKMELON (KHARBOOZA)	KG	0.00	0.00	0.00	0.00	0.00	0.00	0.00
SWEETMELON (GARMA)	KG	0.00	0.00	0.00	0.00	0.00	0.00	0.00
PULSE MASOOR (WHOLE)	KG.	111.67	132.50	97.50	120.00	128.21	95.00	110.00
PULSE MASOOR (WASHED)	KG.	110.42	128.75	95.00	120.00	123.93	102.50	140.00
PULSE MOONG (WASHED)	KG.	127.08	128.75	105.00	125.00	113.93	115.00	100.00
PULSE MASH (WASHED)	KG.	145.83	168.75	135.00	190.00	186.43	155.00	165.00
PULSE GRAM	KG.	128.33	130.00	117.50	120.00	113.93	107.50	100.00
GRAM WHOLE BLACK AV QLTY.	KG.	131.25	142.50	117.50	125.00	112.86	107.50	100.00

Contd.

### 7.11 Intercity Consumer Prices January, 2018

Description	Unit	Rawalpindi	Islamabad	Attock	Jehlum	Lahore	Sahiwal	Gujranwala
GRAM WHOLE YELLOW AV.QLTY	KG.	219.17	226.25	212.50	210.00	163.93	190.00	150.00
BEANS (LAL LOBIA)	KG.	154.17	163.13	145.00	155.00	160.71	160.00	150.00
POTATOES	KG	42.50	50.00	27.50	40.00	33.93	20.00	40.00
ONION	KG	61.67	70.00	60.00	60.00	53.93	52.50	60.00
TURNIP	KG	32.92	48.75	22.50	32.50	32.50	22.50	30.00
RADISH	KG	30.83	34.38	20.00	32.50	23.93	22.50	30.00
TOMATOES	KG	51.25	60.00	40.00	47.50	43.93	45.00	50.00
CABBAGE	KG	47.92	57.50	60.00	45.00	53.93	35.00	50.00
CAULIFLOWER	KG	64.58	71.25	40.00	45.00	48.93	22.50	40.00
BRINJAL	KG	72.50	83.75	80.00	75.00	67.14	55.00	63.75
PUMPKIN	KG	0.00	0.00	0.00	0.00	0.00	100.00	0.00
BOTTLEGOURD	KG	0.00	0.00	0.00	0.00	0.00	0.00	0.00
LADY FINGER	KG	0.00	0.00	0.00	0.00	0.00	0.00	0.00
PEAS	KG	66.67	83.75	40.00	45.00	49.64	45.00	50.00
SPINACH	KG	29.17	30.00	32.50	27.50	23.93	46.25	30.00
TINDA	KG	0.00	0.00	0.00	0.00	0.00	0.00	0.00
TURAI	KG	0.00	0.00	0.00	0.00	0.00	0.00	0.00
KARAILA	KG	0.00	0.00	0.00	0.00	0.00	0.00	0.00
ARVI	KG	0.00	0.00	0.00	0.00	0.00	0.00	0.00
CHILLIES GREEN	KG	158.33	163.75	120.00	145.00	145.71	130.00	120.00
CARROT	KG	38.33	55.00	17.50	35.00	32.50	20.00	35.00
COCUMBER (KHEERA)	KG	62.50	67.50	65.00	55.00	67.86	45.00	50.00
LEMON	250GM	53.33	57.50	22.50	45.00	23.21	22.50	20.00
SUGAR REFINED	KG.	55.04	58.13	53.00	55.00	54.50	55.00	53.50
GUR AV.QLTY	KG.	98.33	110.00	92.50	100.00	91.86	67.50	80.00
HONEY LANGANESE 500 GM.	BOTTLE	1022.50	1031.25	990.00	1042.50	950.00	950.00	840.00
MILO 200 GM.	BOTTLE	235.00	235.00	235.00	240.00	216.00	220.00	166.67
CUSTARD POWDER RAFHAN 300 GM.	PKT	80.00	80.00	80.00	80.00	80.00	80.00	80.00
TOFFEE (HILAL)	EACH	2.00	2.00	2.00	2.00	2.00	1.50	1.00
CHOKWELATE CANDY (SMALL SIZE)	EACH	5.00	5.00	5.00	5.00	5.00	5.00	5.00
SWEETMEAT (MIXED)	KG	420.42	445.00	320.00	380.00	355.71	400.00	360.00
ICE CREAM WALLS	CUP.	45.00	45.00	40.00	45.00	45.00	45.00	40.00
ICE	KG	20.00	20.00	15.00	22.50	17.50	10.00	10.00
JAM AHMED/MITCHELLES	BOTTLE	140.00	140.00	140.00	140.00	140.00	140.00	125.00
SQUASH-MITCHELLES	BOTTLE	167.50	167.50	167.50	170.00	165.00	165.00	160.00
ROOH AFZA	BOTTLE	180.00	180.00	180.00	180.00	170.00	170.00	170.00
JAM-E-SHIREEN	BOTTLE	180.00	180.00	180.00	180.00	180.00	185.00	180.00
SAUNF	50 GM	21.17	21.25	19.00	22.50	17.86	18.00	20.00
CINAMON LOOSE AV. QLTY	50 GM.	24.75	25.00	24.50	37.50	27.50	27.50	25.00
CUMINSEED WHITE NATIONAL	50 GM.	70.00	70.00	70.00	70.00	70.00	70.00	52.00
PEPPER BLACK NATIONAL	50 GM.	110.00	110.00	100.00	110.00	110.00	110.00	110.00
CLOVES LOOSE AV.QLTY	50 GM.	81.25	83.75	85.00	95.00	73.93	80.00	100.00
CARDAMOM LARGE LOOSE AV.QLTY	50 GM.	100.00	117.50	125.00	120.00	107.86	125.00	100.00
CARDAMOM SMALL AV.QLTY	50 GM.	138.75	151.88	132.50	122.50	107.86	105.00	95.00
SALT-POWDERED (LAHORI) LOOSE	KG.	12.00	12.00	10.00	15.00	17.00	10.00	10.00
SALT POWDERED (NATIONAL/SHAN)	PKT	25.00	25.00	25.00	25.00	25.00	25.00	25.00
CHILLIES POWD.NATIONAL 200GM	PKT	120.00	120.00	120.00	120.00	120.00	120.00	105.00
CHILLIES POWDER LOOS	KG.	260.42	305.00	270.00	270.00	247.86	210.00	240.00
CORRIANDER SEED POWD.NATIONAL	PKT	104.00	104.00	104.00	104.00	104.00	104.00	105.00
CORRIANDER SEED (LOOSE)	KG.	274.17	280.00	255.00	275.00	207.86	195.00	156.25
TURMERIC POWD.NATIONAL 50GM	PKT.	35.00	35.00	35.00	35.00	35.00	35.00	35.00
CURRY POWD. NATIONAL 200 GM	PKT.	87.00	87.00	87.00	87.00	88.00	86.00	87.00
TOMATO KETCHUP AHMED/MITCHL	BOTTLE	120.00	120.00	120.00	120.00	95.00	100.00	100.00
PICKLES AHMED/MITCHELLES	BOTTLE	120.00	120.00	110.00	120.00	120.00	110.00	100.00
VINEGAR SYNTHETIC (SIRKA)	BOTTLE	100.00	100.00	77.50	95.00	80.00	90.00	70.00
GARLIC	KG	165.00	220.00	140.00	160.00	175.36	195.00	160.00
GINGER	KG	222.50	260.00	180.00	190.00	167.86	200.00	145.00
TAPAL DANEDAR TEA 200GM PACKET	PKT	178.95	178.95	178.95	178.95	179.00	178.94	178.95
TEA LIPTON YELLOW LABEL 200GM.	PKT.	178.95	178.95	178.95	178.95	178.94	178.94	178.95
TEA LOOSE KENYA AV.QLTY 250GM.	PKT.	187.50	190.00	195.00	170.00	121.96	182.50	160.00
COFFEE-NESCAFE 75 GM. **	BOTTLE	378.33	380.00	375.00	390.00	370.00	330.00	350.00
COLD DRINK (STANDARD SIZ)	BOTTLE	27.50	27.50	25.00	25.00	20.00	25.00	25.00
FRUIT JUICE TETRA PACK	PKT.	20.00	20.00	15.00	17.50	20.00	20.00	20.00

Contd.

### 7.11 Intercity Consumer Prices January, 2018

Description	Unit	Rawalpindi	Islamabad	Attock	Jehlum	Lahore	Sahiwal	Gujranwala
MINERAL WATER NESTLE 1.5 LTR	BOTTLE	55.21	56.25	55.00	55.00	53.00	50.00	45.00
CIGARETTES K-2 10'S **	PKT	50.00	50.00	50.00	50.00	50.00	50.00	50.00
CIGARETTES CAPSTAN 10'S **	PKT	50.00	50.00	50.00	50.00	50.00	50.00	50.00
CIGARETTES GOLD LEAF 20'S	PKT	135.00	135.00	135.00	135.00	135.00	130.00	140.00
CIGARETTES MORVEN GOLD 20'S	PKT	50.00	50.00	50.00	50.00	50.00	50.00	50.00
BETEL LEAVES	50GM.	112.08	120.63	107.50	115.00	77.50	80.00	75.00
BETEL NUTS	KG.	828.33	925.63	830.00	650.00	1355.00	595.00	550.00
LONG CLOTH 57" GUL AHMED/AL-KARAM	METER	205.00	215.00	205.00	280.00	267.14	245.00	135.00
SHIRTING AV.QLTY.	METER	190.00	210.00	195.00	210.00	156.43	335.00	170.00
PANT CLOTH W & WEAR AV.QLTY	METER	487.50	481.25	462.50	465.00	332.14	625.00	335.00
LAWN PRINTED GUL AHMED/AL-KARAM	METER	270.00	287.50	267.50	285.00	306.43	397.50	205.00
GEORGETTE AV.QLTY	METER	152.50	155.00	152.50	145.00	136.43	145.00	132.50
LINEN AV.QLTY ***	METER	163.33	170.00	165.00	165.00	173.93	242.50	105.00
HEAVY WT SUITING LAWERNCPUR AVG QLTY	METER	1841.67	1875.00	1825.00	1875.00	1475.00	1275.00	1050.00
HEAVY WT SUITING LAWERNCPUR SUP QLTY	METER	2283.33	2337.50	2275.00	2275.00	2375.00	1550.00	2350.00
TROPICAL SUITING LAW.PUR	METER	1683.33	1725.00	1675.00	1675.00	1375.00	1225.00	925.00
PANT BOY 24"/26" LENGTH.	EACH	598.33	637.50	612.50	637.50	381.79	897.50	712.50
SHIRT BOY 24"/26" LENGTH	EACH	435.42	446.88	490.00	475.00	363.57	690.00	450.00
SCHOOL UNI. PANT,SHIRT BOYS	SUIT	590.00	668.13	575.00	560.00	728.57	725.00	975.00
SCHOOL UNI. KAMEEZ,SHAL.BOYS	SUIT	592.08	667.50	565.00	482.50	574.64	525.00	925.00
SCHOOL UNI. KAMEEZ,SHAL.GIRL	SUIT	566.67	611.88	525.00	455.00	610.71	475.00	925.00
FROCK W/WEAR GIRLS	EACH	2425.00	2487.50	2450.00	1325.00	1135.71	1450.00	925.00
AWAMI-SUIT W & W(BOY) 24"/26	SUIT	2087.50	2137.50	2050.00	1550.00	1078.57	1740.00	1125.00
AWAMI-SUIT W&W (GENTS)AV.QLTY	SUIT	2012.50	2093.75	2100.00	1950.00	1178.57	1925.00	1125.00
PULLOVER GENTS OXFORD/BON.	EACH	3250.00	3250.00	3250.00	3145.00	2890.00	3630.00	3000.00
PULLOVER LADIES OXFORD/BON.	EACH	3250.00	3250.00	3250.00	3145.00	2970.00	3130.00	2950.00
PULLOVER (GENTS) OTHERS A.QTY	EACH	1187.50	1200.00	1100.00	1025.00	967.86	1050.00	550.00
SECOND-HAND COAT FOR MEN	EACH	658.33	500.00	525.00	487.50	732.14	350.00	600.00
SECONDHAND SWEETER FOR MEN DUP QLTY	EACH	391.67	0.00	325.00	190.00	589.29	275.00	600.00
SECONDHAND WINTER JACKET	EACH	716.67	0.00	575.00	505.00	725.00	375.00	650.00
UNDERWEAR AV.QLTY MEDIUM SIZE	EACH	210.83	215.00	190.00	182.50	157.86	175.00	125.00
VEST FOR MEN AV.QLTY.	EACH	232.50	230.00	175.00	182.50	166.07	170.00	125.00
VEST/SHAMEEZ (WOMEN) AVG. QLTY	EACH	213.33	220.00	205.00	165.00	228.57	190.00	142.50
SOCKS NYLON (PAKISTANI)	PAIR	130.00	140.00	85.00	87.50	105.00	102.50	110.00
BRASSIER AV.QLTY.	EACH	276.67	290.00	245.00	135.00	167.86	228.75	165.00
BRASSIER SUP QLTY	EACH	700.00	762.50	625.00	345.00	950.00	500.00	335.00
DOPATTA GEORGETTE AV.QLTY.	EACH	350.00	362.50	340.00	325.00	317.86	315.00	275.00
DOPATTA COTTON AV GLTY	EACH	341.25	362.50	290.00	225.00	205.36	225.00	185.00
CHADDAR (W/WEAR) (2x2.5 MTR)	EACH	431.25	465.63	425.00	412.50	423.21	375.00	375.00
LUNGI/DHOTI(COTTON) AVG. QLTY	EACH	506.67	528.13	512.50	215.00	250.71	375.00	212.50
HANDKERCHIEF AVG. QLTY PAK	EACH	38.75	42.50	37.50	35.00	28.21	50.00	50.00
HANDKERCHIEF SUP. QLTY PAK	EACH	55.83	64.38	50.00	55.00	55.00	75.00	75.00
GLOVES AV QLTY	PAIR	155.00	157.50	155.00	155.00	101.43	220.00	105.00
AZARBAND COTTON AVG. QLTY	EACH	22.50	22.50	17.50	25.00	21.96	20.00	25.00
SEWING THREAD/REEL(ASLI PARI)	EACH	9.00	9.00	7.50	9.00	7.00	6.00	6.00
WASHING CHARGES PAINT & SHIRT	SUIT	94.58	105.00	110.00	175.00	101.43	165.00	170.00
DRY CLEANING SUIT COAT PANT	SUIT	612.50	700.00	335.00	475.00	448.21	425.00	475.00
WASHING CH. (KAMIZ-SHALWAR)	PAIR	92.92	94.38	75.00	105.00	71.43	90.00	125.00
TAILORING SHIRT	EACH	550.00	800.00	475.00	625.00	539.29	500.00	400.00
TAILORING CHARGES PANT (MEN)	EACH	1016.67	1237.50	750.00	950.00	728.57	900.00	500.00
TAILORING COAT-PANT SUIT	SUIT	3916.67	6187.50	4100.00	3750.00	4857.14	5000.00	3100.00
TAILORING AWAMI-SUIT (MALE)	SUIT	783.33	925.00	637.50	750.00	689.29	725.00	600.00
TAILORING SUIT FEMALE	SUIT	666.67	837.50	575.00	650.00	639.29	525.00	500.00
GENTS SHOES PAUL BATA	PAIR	1199.00	1199.00	1199.00	1199.00	1299.00	1199.00	1199.00
GENTS SANDAL BATA	PAIR	699.00	699.00	699.00	699.00	699.00	699.00	699.00
GENTS SPOUNG CHAPPAL BATA	PAIR	199.00	199.00	199.00	199.00	199.00	199.00	199.00
LADIES SANDAL BATA	PAIR	499.00	499.00	499.00	499.00	499.00	499.00	499.00
LADIES SPOUNG CHAPPAL BATA	PAIR	179.00	179.00	179.00	179.00	179.00	179.00	179.00
CHILD SHOE POWER LITE BATA	PAIR	599.00	599.00	599.00	599.00	599.00	599.00	599.00
GENTS SHOE, ART 1109 SERVICE	PAIR	999.00	999.00	999.00	999.00	999.00	999.00	999.00
NYLON JOGGER 27 SIZE 2-5 ***	PAIR	1299.00	1299.00	1299.00	1299.00	1299.00	1299.00	1299.00
CHINA FOOT WEAR AV. QLTY (MALE) *	PAIR	1029.17	1106.25	950.00	975.00	839.29	450.00	500.00
CHINA FOOT WEAR AV. QLTY (FEMALE) *	PAIR	925.00	1543.75	925.00	825.00	730.36	500.00	450.00

Contd.

### 7.11 Intercity Consumer Prices January, 2018

Description	Unit	Rawalpindi	Islamabad	Attock	Jehlum	Lahore	Sahiwal	Gujranwala
CHINA FOOT WEAR AV. QLTY (CHILDREN) *	PAIR	875.00	931.25	725.00	825.00	528.57	425.00	400.00
SHOE REPAIR HALF SOLE	PAIR	137.92	146.88	125.00	135.00	106.43	100.00	120.00
SHOES POLISH CHARGES AVERAGE SHOP	PAIR	20.00	22.50	27.50	20.00	20.00	20.00	15.00
HOUSE RENT (combined)	MONTH	15514.89	51945.85	4409.23	6888.32	13255.78	8610.63	6222.00
rent 2	pm	15514.89	51945.85	4409.23	6888.32	13255.78	8610.63	6222.00
RENT3	PM	15514.89	51945.85	4409.23	6888.32	13255.78	8610.63	6222.00
RENT4	PM	15514.89	51945.85	4409.23	6888.32	13255.78	8610.63	6222.00
RENT5	PM	15514.89	51945.85	4409.23	6888.32	13255.78	8610.63	6222.00
RENT6	PM	15514.89	51945.85	4409.23	6888.32	13255.78	8610.63	6222.00
SYNTHETIC ENEMAL ROBIALAC BALTI 3.64 LTR.	EACH	1885.00	1890.00	1857.50	1870.00	2361.00	1785.00	1700.00
SYNTHETIC ENEMAL ICI BALTI 3.64 LTR.	EACH	1940.00	1940.00	1900.00	1965.00	2400.00	2360.00	2138.00
CEMENT (LOCAL) SPECIFY BRAND NAME	BAG	497.50	505.00	475.00	495.00	540.00	530.00	515.00
BRICKS (NEW) IST CLASS	P/1000	10750.00	10750.00	8650.00	7250.00	8850.00	6650.00	8950.00
CEMENT BLOCKS (6"x8"x12")	P/100	4100.00	0.00	2725.00	0.00	0.00	0.00	0.00
BAJREE	100CFT	5250.00	5250.00	3800.00	4250.00	7000.00	5650.00	6000.00
SAND (BLACK PIT SAND)	K100CFT	3050.00	3050.00	1975.00	2295.00	2950.00	3450.00	2450.00
TIMBER SHESHAM LOG IST QUALITY	cbmt.	78574.00	78574.00	78575.00	76809.00	97996.50	82978.50	50323.50
IRON BAR (M.S. BAR) 1/2"	P/TON	81500.00	81500.00	78750.00	80500.00	82250.00	82500.00	86000.00
CARPANTER WAGE RATE	P/DAY	1250.00	1250.00	950.00	1000.00	925.00	850.00	825.00
MASON (RAJ) WAGE RATE	P/DAY	1250.00	1250.00	950.00	1000.00	1025.00	1000.00	1050.00
UNSKILLED LABOUR WAGE RATE	P/DAY	750.00	800.00	625.00	650.00	725.00	500.00	650.00
PLUMBER WAGE RSTE	P/DAY	1250.00	1250.00	950.00	1000.00	890.71	0.00	800.00
ELECTICIAN WAGE RATE PER DAY **	P/DAY	0.00	0.00	0.00	0.00	887.50	0.00	750.00
ELECTICIAN WAGE RATE PER POINT **	P/PNT	215.00	220.00	145.00	180.00	160.00	137.50	140.00
WATER CHARGES PER HOUSE	P/MONTH	161.50	98.00	120.00	100.00	325.00	30.00	100.00
ELECT.CHARGES UPTO 50 UNITS	P/UNIT	2.00	2.00	2.00	2.00	2.00	2.00	2.00
ELECT.CHARGES 01 - 100 UNIT	P/UNIT	6.18	6.18	6.18	6.18	6.18	6.18	6.18
ELECT.CHARGES 101 - 300 UNIT	P/UNIT	9.54	9.54	9.54	9.54	9.54	9.54	9.54
ELECT.CHARGES 301 - 1000 UNIT	P/UNIT	16.39	16.39	16.39	16.39	16.39	16.39	16.39
ELECT.CHARGES ABOVE 1000 UNIT	P/UNIT	18.39	18.39	18.39	18.39	18.39	18.39	18.39
ELEC	PM	10.50	10.50	10.50	10.50	10.50	10.50	10.50
GAS CHRg upto 3.3719 MMBUT	MMBTU	128.70	128.70	128.70	128.70	128.70	128.70	128.70
GAS CHRg 3.3719 - 6.7438 MMBUT	MMBTU	257.40	257.40	257.40	257.40	257.40	257.40	257.40
GAS CHRg 6.7438 - 10.1157 MMBUT	MMBTU	257.40	257.40	257.40	257.40	257.40	257.40	257.40
GAS CHRg10.1157 - 13.4876 MMBUT	MMBTU	702.00	702.00	702.00	702.00	702.00	702.00	702.00
GAS	PM	702.00	702.00	702.00	702.00	702.00	702.00	702.00
GAS	PM	409.50	409.50	409.50	409.50	409.50	409.50	409.50
KEROSENE OIL	LTR	115.00	120.00	105.00	104.50	120.00	101.33	105.00
FIREWOOD WHOLE	40 KG.	741.67	785.00	565.00	650.00	814.29	475.00	700.00
CHAIR SHESHAM WOOD WITH ARMS **	EACH	3900.00	3918.75	3300.00	3550.00	5035.71	3250.00	2250.00
CHAIR PLASTIC (CHAIRMAN) AVERAGE QUALITY	EACH	725.00	725.00	725.00	825.00	1250.00	775.00	800.00
TABLE SHESHAM WOOD (4X2X5") ***	EACH	6620.83	6900.00	6250.00	4650.00	14250.00	6500.00	10250.00
SOFASET WOODEN WITH FOAM SEAT **	SET	25666.67	28625.00	23000.00	19000.00	24785.71	23000.00	20000.00
COT IRON (WITH NIWAR)AV.QLTY.	EACH	2562.50	2687.50	2350.00	1650.00	2800.00	2400.00	1900.00
ALMIRAH (STEEL) 6'X3' 20 GAUGE	EACH	10208.33	10625.00	9750.00	8750.00	10964.29	12000.00	9300.00
DINNING TABLE 6 CHAIRS A.QLTY	SET	24625.00	27500.00	23000.00	24000.00	23785.71	30000.00	25000.00
SINGLE BED WITHOUT FOAM MED.	EACH	6600.00	6712.50	5250.00	5750.00	10821.43	10500.00	10000.00
MATRESS SINGLE(4"THICK)	EACH	6100.00	6056.25	6100.00	5835.00	6200.00	6700.00	5200.00
FARSHI DARI 12'X9' AV.QLTY	EACH	2212.50	2293.75	2250.00	1225.00	1607.14	1200.00	925.00
DARI COTTON (6'x2 1/2') AV.QL	EACH	991.67	1006.25	975.00	437.50	459.64	1000.00	450.00
CARPET PLAIN AV. QLTY	SQFT.	28.92	29.00	25.50	32.50	37.50	36.50	35.00
QUILT (LIHAF) 3 KG. COTTON	EACH	1358.33	1393.75	1275.00	875.00	1407.14	1200.00	1075.00
BLANKET (90" x 54")	EACH	4191.67	4275.00	3550.00	3050.00	5000.00	3800.00	2900.00
BEDSHEET SINGLE BED SUP.QLTY	EACH	614.58	646.88	575.00	487.50	639.29	600.00	475.00
BED SHEET DOUBLE WITH TWO PILLOW COVERS SUP QLTY	SET	1295.83	1375.00	1325.00	1050.00	1160.71	1075.00	1150.00
TOWEL(3'x2') AV. QALTY	EACH	413.75	427.50	390.00	287.50	323.93	350.00	175.00
CELING FAN 48" SUPER QLTY **	EACH	3275.00	3275.00	3275.00	2900.00	2950.00	3695.00	2700.00
PEDESTAL FAN 22" SUPER QLTY	EACH	3675.00	3675.00	4250.00	3950.00	4350.00	5495.00	4500.00
REFG. DAWLENCE 10 CFT. D.DOOR	EACH	32500.00	32500.00	32500.00	32500.00	36000.00	30400.00	31000.00
D-FREEZER WAVES 8 CFT.	EACH	32250.00	32250.00	32250.00	33500.00	28000.00	31250.00	31000.00
AIRCONDITIONER 1.5 TON PEL	EACH	41000.00	41000.00	41000.00	42400.00	45000.00	42000.00	48000.00
SPLIT AIR CONDITIONER 1.5 TON (SPECIFY BRAND NAME)	EACH	44000.00	44000.00	44000.00	47300.00	48000.00	42000.00	43000.00
AIRCOOLER SUPER ASIA	EACH	12250.00	12250.00	12000.00	15250.00	15000.00	10000.00	14250.00

Contd.

### 7.11 Intercity Consumer Prices January, 2018

Description	Unit	Rawalpindi	Islamabad	Attock	Jehlum	Lahore	Sahiwal	Gujranwala
WASHING MACHINE SINGER	EACH	17000.00	17000.00	17400.00	17000.00	17000.00	17000.00	17000.00
SEWING MACHINE(SINGER)	EACH	7400.00	7400.00	7400.00	7400.00	7400.00	7100.00	7200.00
GIZER LARGE SIZE 30 GALLON CAPACITY SUP QLTY	EACH	23400.00	23400.00	23400.00	14750.00	22950.00	22900.00	15250.00
GAS BURNER DOUBLE SPFY.BRAND	EACH	2150.00	2287.50	2150.00	2050.00	2078.57	1450.00	1250.00
ELECT. IRON PHILIPS MDL.1120	EACH	2216.67	2162.50	2200.00	2050.00	1300.00	2800.00	2200.00
ELECTRIC JUICER FOR APPLE	EACH	8750.00	8800.00	8350.00	8650.00	13000.00	9250.00	4500.00
S.STEEL DEGHCHI MEDIUM SIZE ***	EACH	787.08	800.00	775.00	612.50	733.93	662.50	1185.00
ALUMINIUM COOKING PAN (DEGCHI ) MED SIZE	EACH	702.08	731.25	625.00	575.00	664.29	600.00	900.00
NON STICK COOKING PAN (DEGCHI ) SUP. QLTY	EACH	1229.17	1250.00	1150.00	1050.00	1175.00	1175.00	1550.00
FRYING PAN STEEL AVG. QLTY MED. SIZE	EACH	537.50	537.50	525.00	375.00	630.36	525.00	575.00
TAWA IORN (MEDIUM SIZE) AVG. QLTY	EACH	280.42	346.25	310.00	255.00	555.36	550.00	412.50
S.STEEL PLATE A.QLTY.(M.SIZE)	EACH	95.83	95.00	105.00	62.50	85.36	77.50	110.00
TABLE SPOON S.STEEL SUP.QLTY.	DOZEN	411.67	411.88	410.00	387.50	412.50	475.00	575.00
WATER SET JUG+6 GLASSES (OMROC)	SET	455.83	460.00	435.00	410.00	730.36	555.00	380.00
TEA SET PAK. CHINAWARE 21 PCS.	SET	2633.33	2650.00	2650.00	2175.00	1557.14	2237.50	1800.00
DINNER SET PLASTIC 72 PIECES SUPERIOR QLTY	SET	7575.00	7831.25	7500.00	5250.00	5785.71	7100.00	5900.00
HOTPOT SET PLASTIC 3 PCS.	SET	1754.17	1775.00	1775.00	1525.00	1510.71	1250.00	1500.00
BUCKET(BALTI) PLASTIC MED.SIZ	EACH	275.83	295.00	255.00	340.00	478.57	275.00	290.00
LOTA PLASTIC (MED SIZE) AVERAGE QUALITY	EACH	68.75	79.38	55.00	45.00	65.00	75.00	50.00
PRESURE COOKER 4 LTR.	EACH	1908.33	1931.25	1775.00	1850.00	1540.00	1200.00	1750.00
WATER COOLER 9/10 LTR.PLASTIC ***	EACH	605.42	625.00	475.00	512.50	575.00	675.00	650.00
THERMOS STARVAC 1 LTR	EACH	537.50	575.00	525.00	487.50	625.00	637.50	650.00
BULB PHILIPS 100-WATTS	EACH	40.00	40.00	40.00	40.00	40.00	35.00	30.00
TUBE LIGHT PHILIPS 40 WATTS	EACH	110.00	110.00	110.00	110.00	110.00	95.00	100.00
ELECTRIC BLUBS "0" WATTE LOCAL	EACH	30.00	30.00	30.00	30.00	20.00	25.00	20.00
ELECTRIC BLUB ENERGY SAVER 14 WATTS	EACH	167.50	167.50	165.00	167.50	170.00	160.00	155.00
WASHING SOAP 250 GMS SPECIFY BRAND NAME	EACH	40.00	40.00	40.00	40.00	40.00	40.00	40.00
SURF EXCEL 400 GMS POLY BAG	EACH	104.00	104.00	104.00	104.00	130.00	104.00	130.00
WASHING POWDER 1000 GRM	EACH	160.00	160.00	155.00	160.00	155.00	160.00	160.00
WASHING POWDER (WHEEL/ BONUS) 100 GRAMS	EACH	125.00	125.00	125.00	125.00	90.00	95.00	90.00
CLEANSER POWDER VIM 1000 GM	PKT.	83.33	83.33	83.33	83.33	83.00	83.33	83.33
FINIS 500 ML	BOTTLE	250.00	250.00	250.00	250.00	287.50	218.00	193.75
PHNYLE TYPHONE/FINIS/CARRANITE 3 LITRES	BOTTLE	180.00	180.00	180.00	180.00	155.00	160.00	140.00
HARPIC	BOTTLE	160.00	160.00	160.00	160.00	155.00	155.00	155.00
BOOT POLISH CHERRY/KIWI 50ML	EACH	136.90	136.90	136.90	136.90	115.00	127.77	136.90
ROBIN BLUE (35 GRAMS)	PKT.	60.00	60.00	60.00	60.00	60.00	60.00	60.00
TISSU PAPER PERFUMED 100 PCS.	PKT	115.00	115.00	115.00	115.00	140.00	115.00	115.00
TOILET PAPER ROLL (R.PETEL)	P/ROLL	45.00	45.00	40.00	45.00	45.00	45.00	40.00
BOOT POLISH LIQUID CHEERY BLOSSOM KIWI 75 ML	BOTTLE	160.00	160.00	160.00	160.00	160.00	160.00	140.00
MATCH BOX SMALL	EACH	2.00	2.00	2.00	2.00	3.00	2.00	2.00
DRY CELL 1.5 VOLT(LOCAL)	EACH	30.00	30.00	30.00	27.50	40.00	40.00	20.00
HAND STITCHING NEEDLE M.SIZE	PACKET	10.00	10.00	7.75	9.00	7.50	10.00	5.00
SEWING MACHINE NEEDLE (SINGER)	EACH	6.50	6.50	6.50	6.50	10.00	5.00	6.00
HOUSEHOLD SERVANT FEMALE P/T	P/MNTH	2058.33	2175.00	1450.00	1750.00	1878.57	1500.00	1550.00
MARRIAGE HALL WITH FURNITURE	P/HEAD	165.00	172.50	135.00	145.00	157.86	150.00	115.00
SEPTRAN TABLETS	10TAB.	19.30	19.30	19.30	19.30	19.30	20.00	20.00
BRUFEN TABS 200-MG.	10TAB.	8.90	8.90	8.91	10.00	8.90	10.00	10.00
PANADOL TAB. EXTRA/PLAIN	10TAB.	12.00	12.00	12.00	12.00	12.00	12.00	12.00
DISPRIN TAB.	10TAB.	13.00	13.00	13.00	13.00	13.00	13.00	12.40
TRISIL TAB.	10 TAB	11.10	11.10	11.10	11.10	11.10	11.00	10.00
FLAGYL TAB. 200 MG.	10TAB.	10.00	10.00	10.00	10.00	10.00	10.00	10.00
VENTOLIN TAB. 2MG.	10TAB.	9.92	9.92	9.92	9.92	12.00	10.00	10.00
DAONIL TAB. 5 MG.	10TAB.	16.94	16.94	16.83	16.94	17.00	16.90	17.00
ENTOX TAB.	10TAB.	15.00	15.00	15.00	15.00	15.00	15.00	15.00
RENITEC TAB. 5 MG.	10TAB.	58.50	58.50	58.50	58.50	58.50	60.00	58.50
CAC. 1000 TAB	BOTTLE	124.44	124.44	124.44	124.44	124.44	124.44	124.44
AMOXIL CAPSOLE 250 MG.S	10CAP.	35.70	35.70	35.70	35.70	35.70	36.50	35.00
CALCIUM SYRUP SANDOZ	BOTTLE	64.00	64.00	64.00	64.00	64.00	64.00	64.00
LEDERPLEX SYRUP	BOTTLE	52.74	52.74	52.74	52.74	52.00	52.74	52.74
SANCOS SYRUP (50 ML.)	BOTTLE	27.50	27.50	27.50	27.50	30.00	30.00	30.00
PHENERGAN SYRUP 120 ML.	BOTTLE	33.00	33.00	33.00	33.00	33.00	34.00	34.50
CALPOL SYRUP 60 ML.	BOTTLE	28.39	28.39	28.39	28.39	28.39	28.00	28.00
HYDRYLLIN SYRUP 120 ML.	BOTTLE	69.00	69.00	69.00	69.00	69.00	69.00	69.00

Contd.



### 7.11 Intercity Consumer Prices January, 2018

Description	Unit	Rawalpindi	Islamabad	Attock	Jehlum	Lahore	Sahiwal	Gujranwala
POLYFAX EYE OINTMENT	TUBE	21.60	21.60	21.60	21.60	21.00	21.60	21.00
BETNESOL EYE DROPS	BOTTLE	33.89	33.89	33.89	33.89	33.89	33.89	33.89
EAR DROPS (CARDISPORINE) ***	BOTTLE	21.42	21.42	21.42	21.42	25.00	21.00	21.00
BETNOVATE-N OINTMENT 5 GMS	TUBE	16.68	16.68	16.68	16.68	16.65	16.67	16.67
BURNOL CREAM 30 GRM	TUBE	55.42	55.42	55.42	55.42	55.45	55.48	55.42
VICKS VAPORUB/BALM	BOTTLE	36.00	36.00	36.00	36.00	36.00	36.00	36.00
GLYCRINE SMALL BOTTLE	BOTTLE	35.00	35.00	35.00	27.50	35.00	25.00	17.00
JOUHAR JOSHANDA	PKT.	10.00	10.00	10.00	10.00	10.00	10.00	10.00
GALXOS-D (450 GRMS)	PKT.	157.50	157.50	157.50	168.75	157.50	157.50	157.50
GRIPE-WATER WOODWARDS	BOTTLE	60.00	60.00	60.00	60.00	60.00	60.00	55.00
SANIPLAST ONE PUTTY	EACH	2.00	2.00	2.00	2.00	2.00	1.50	2.00
O.R.S. (NIMCOL)	PKT.	18.00	18.00	18.00	18.00	18.00	18.00	18.00
DETTOL (MEDIUM)	BOTTLE	100.00	100.00	100.00	100.00	100.00	100.00	65.00
COTTON BANDAGE 2" - 4"	EACH	10.00	10.00	9.00	9.00	8.00	9.00	7.00
THERMOMETER CHINA	EACH	50.00	48.75	50.00	47.50	68.00	45.00	35.00
DOCTOR (MBBS) CLINIC FEE	P/PAT.	216.67	225.00	135.00	175.00	100.00	250.00	100.00
URINE TEST (DR) CHARGES	P/TEST	245.83	275.00	80.00	100.00	155.00	100.00	100.00
BLOOD TEST (CP) CHARGES	P/TEST	437.50	493.75	250.00	300.00	575.00	275.00	300.00
SUGAR TEST (RANDOM/FASTING BOTH) CHARGES	P/TEST	360.42	443.75	170.00	197.50	175.00	100.00	200.00
ECG CHARGES	P/TEST	312.50	378.13	150.00	250.00	325.00	225.00	200.00
X-RAY (CHEST) CHARGES	P/X-RAY	500.00	490.63	375.00	400.00	400.00	300.00	400.00
CAR SUZUKI 800 CC (W/O. A/C)	EACH	751000.00	750750.00	750750.00	751000.00	689000.00	679000.00	689000.00
CAR SUZUKI 1000 CC	EACH	1270000.00	1270000.00	1270000.00	1270000.00	1250000.00	1250000.00	1124000.00
CAR TOYOTA 1300 CC	EACH	1876000.00	1876000.00	1876000.00	1876000.00	1972000.00	1782000.00	1752500.00
CAR HONDA CIVIC	EACH	2163500.00	2163500.00	2163500.00	2145500.00	2553000.00	1740000.00	3005500.00
MOTORCYCLE HONDA CD-70.	EACH	63500.00	63500.00	63500.00	63500.00	63500.00	63500.00	63500.00
MOTORCYCLE YAMAHA 100CC.	EACH	79300.00	79300.00	79300.00	79300.00	79300.00	79300.00	79300.00
MOTOR CYCLE HERO 70 CC	EACH	41250.00	41250.00	41250.00	43500.00	49000.00	41500.00	43500.00
BICYCLE WITH TYRES & TUBES	EACH	8100.00	8100.00	8100.00	7750.00	7500.00	7350.00	7700.00
TYRE CAR WITH TUBE GENERAL	EACH	2975.00	2975.00	2975.00	2700.00	3000.00	2850.00	3300.00
TYRE MOTOR CYCLE WITHOUT TUBE	EACH	1137.50	1137.50	1250.00	1125.00	1200.00	1150.00	1250.00
TYRE CYCLE SPECIFY BRAND NAME	EACH	345.83	355.00	370.00	362.50	330.00	300.00	350.00
TYRE CAR W/O TUBE	EACH	2850.00	2850.00	3275.00	3075.00	2700.00	2500.00	3000.00
PETROL SUPER	LITRE	81.53	81.53	81.53	81.53	81.53	81.53	81.53
HIGH SPEED DIESEL HSD	LITRE	89.91	89.91	89.91	89.91	89.91	89.91	89.91
CNG	K.G.	75.82	75.82	75.82	75.82	67.50	67.50	67.50
GAS CYLINDER STAND. SIZE	EACH	1500.00	1530.00	1510.00	1515.00	1375.00	1325.00	1320.00
MOTOR CYCLE SERVICE CHARGES	EACH	325.00	325.00	290.00	300.00	200.00	187.50	280.00
CAR SERVICE CHARGES	EACH	345.83	375.00	325.00	325.00	400.00	300.00	250.00
TYRE PUNCTURE CHARGES	EACH	75.00	75.00	45.00	70.00	80.00	75.00	50.00
CYCLE OVERHAULING CHARGES	EACH	783.33	825.00	375.00	375.00	319.64	325.00	160.00
CAR TAX FOR 800CC TO 1300CC	YEARLY	2650.00	432.00	2650.00	2650.00	2650.00	2650.00	2650.00
TRAIN FARE ECO. 1-100 KM.	P/KM.	0.68	0.68	0.68	0.68	0.68	0.68	0.68
TRAIN FARE ECO. 101-500 KM.	P/KM.	0.98	0.98	0.98	0.98	0.98	0.98	0.98
TRAIN FARE ECO. > 500 KM.	P/KM.	0.89	0.89	0.89	0.89	0.89	0.89	0.89
TRAIN FARE IST SLP. 1-100KM	P/KM.	2.10	2.10	2.10	2.10	2.10	2.30	2.10
TRAIN FARE IST SLP.101-500 KM	P/KM.	2.59	2.59	2.59	2.59	2.59	2.59	2.59
TRAIN FARE IST SLP. > 500 KM	P/KM.	1.99	1.99	1.99	1.99	1.99	1.99	1.99
TRAIN FARE A/C SLP. 1-100KM.	P/KM.	5.76	5.76	5.76	5.76	5.76	5.76	5.76
TRAIN FARE A/C SLP.101-500KM	P/KM.	4.59	4.59	4.59	4.59	4.59	4.59	4.59
TRAIN FARE A/C SLP > 500KM.	P/KM.	4.16	4.16	4.16	4.16	4.16	4.16	4.16
PLATFORM TICKET	EACH	10.00	10.00	10.00	10.00	10.00	10.00	10.00
AUTO RICKSHAW FARES	KM/MIN	65.00	0.00	45.00	65.00	50.00	90.00	60.00
FULL TONGA CHARGES	KM/MIN	0.00	0.00	0.00	0.00	80.00	100.00	50.00
TAXI 4 SEATER FARE	KM/MIN	100.00	100.00	75.00	0.00	100.00	100.00	100.00
BUS FARE MIN (WITHIN CITY)	TICKET	9.00	9.00	0.00	9.00	9.00	0.00	9.00
BUS FARE MAX (WITHIN CIT	TICKET	21.00	21.00	0.00	21.00	21.00	0.00	21.00
BUS FARE OUTSIDE CITY	P/KM.	0.86	0.86	0.86	0.69	0.86	0.86	0.86
A/C BUS FARE OUTSIDE CITY	P/KM.	1.70	1.70	1.70	1.70	2.00	1.55	1.45
MINIBUS FARE MIN.WITH IN CITY	TICKET	11.00	11.00	0.00	0.00	11.00	0.00	10.00
MINIBUS FARE MAX.WITH IN CITY	TICKET	22.50	22.25	0.00	0.00	24.00	0.00	20.00
SUZUKI FARE MIN.WITH IN CITY	TICKET	11.00	11.00	10.00	0.00	12.00	0.00	10.00
SUZUKI FARE MAXIMUM W.IN CITY	TICKET	17.00	17.00	10.00	10.00	22.00	0.00	20.00

Contd.

### 7.11 Intercity Consumer Prices January, 2018

Description	Unit	Rawalpindi	Islamabad	Attock	Jehlum	Lahore	Sahiwal	Gujranwala
AIR FARE ECONOMY CLASS.	P/KM.	19.26	19.26	19.26	19.26	19.26	0.00	19.26
POSTAL ENVELOPE DOMESTIC	EACH	8.00	8.00	8.00	8.00	8.00	8.00	8.00
ENVELOPE FOR SAUDI ARABIA	EACH	50.00	50.00	50.00	50.00	50.00	50.00	50.00
POSTAL REGISTRATION CHARGES	EACH	38.00	38.00	38.00	38.00	38.00	38.00	38.00
U.M.S. REG CHARGES MIN.	EACH	58.00	58.00	58.00	58.00	60.00	59.00	59.00
T.C.S. CH. MIN.WITH IN ZONE	EACH	180.00	180.00	180.00	180.00	160.00	180.00	150.00
TELEPHONE CHARGES LOCAL CALL	P/CALL	3.94	3.94	3.94	3.94	3.94	3.94	3.94
TEL CHARGES OUT SIDE CITY	P/CALL	3.94	3.94	3.94	3.94	3.94	3.94	3.94
INTERNET CHARGES	P/HOUR	32.50	32.50	30.00	50.00	20.00	12.00	50.00
MOBILE CELL CHARGES	P/UNIT	3.00	3.00	3.00	3.00	2.50	3.00	3.00
FAX CHARGES (LOCAL)	P/PAGE	17.50	20.00	17.50	17.50	10.00	20.00	30.00
TELEPHONE SET AV. QLTY	EACH	625.00	725.00	550.00	825.00	775.00	675.00	600.00
MOBILE SET NOKIA/SONY/ERICSON/SAMSUNG WITHOUT CAMERA	EACH	2641.67	2656.25	2650.00	3150.00	2700.00	2650.00	2800.00
T.V. 20" COLORED WEGA H-A21.	EACH	18108.33	18200.00	18100.00	18100.00	20500.00	16900.00	15000.00
T.V 20" COLOR CHINA/KORIA)	EACH	14250.00	14250.00	14250.00	14250.00	6500.00	13500.00	7000.00
V.C.P. PANASONIC/LG/NAT	EACH	0.00	0.00	5550.00	0.00	4200.00	0.00	0.00
DVD/VCD PLAYER PANASONIC/LG	EACH	3750.00	3750.00	3550.00	3750.00	6557.14	4500.00	3000.00
RADIO WITH C.PLAYER NATIONAL	EACH	2150.00	2150.00	2150.00	2050.00	1821.43	1800.00	2250.00
PERSONNEL COMPUTER (BRANDED)	EACH	69250.00	69250.00	69250.00	69500.00	53000.00	52000.00	37400.00
VID. CASSETTE BLK. TDK/SONY	EACH	144.17	145.00	135.00	175.00	122.14	155.00	0.00
COM. C.D. (TDK/IMATION)	EACH	56.67	59.38	75.00	75.00	36.79	50.00	35.00
TAPE RECORDER CASSETTE BLANK	EACH	42.50	47.50	42.50	47.50	40.00	65.00	35.00
VIDEO GAME SEGA 16 BYTE	EACH	1150.00	1150.00	1175.00	1050.00	1200.00	1450.00	1050.00
CINEMA A/C. HIGH CLASS	TICKET	150.00	0.00	0.00	0.00	275.00	0.00	80.00
CINEMA NON-A/C HIGH CLASS	TICKET	80.00	0.00	0.00	0.00	150.00	50.00	60.00
CABLE CHARGES	P/MONTH	325.00	325.00	275.00	300.00	303.57	200.00	300.00
TV.LICENCE FEE DOMESTIC	YEARLY	420.00	420.00	420.00	420.00	420.00	420.00	420.00
ENGLISH BOOK CLASS V1	EACH	73.00	73.00	73.00	73.00	73.00	73.00	73.00
ENGLISH BOOK CLASS IX OR X	EACH	130.00	130.00	130.00	130.00	130.00	130.00	130.00
ENG. BOOK IST.YR COMPLETE SET	EACH	84.00	84.00	84.00	84.00	84.00	84.00	84.00
ENGLISH BOOK BA/B.SC	EACH	178.00	178.00	178.00	178.00	178.00	178.00	178.00
URDU BOOK CLASS V (T.B.BORD)	EACH	55.00	55.00	55.00	55.00	55.00	55.00	55.00
URDU BOOK CLASS IX/X(T.B.B)	EACH	131.00	131.00	131.00	131.00	131.00	131.00	131.00
URDU BOOK IST.YEAR/INTER	EACH	53.00	53.00	53.00	53.00	53.00	53.00	53.00
URDU BOOK BA/B.SC	EACH	140.00	140.00	140.00	140.00	140.00	140.00	140.00
MATHS BOOK CALSS V (T.B.B)	EACH	78.00	78.00	78.00	78.00	78.00	78.00	78.00
MATHS BOOK CLASS IX OR X	EACH	266.00	266.00	266.00	266.00	266.00	266.00	266.00
MATHS BOOK IST.YEAR (T.B.B)	EACH	156.00	156.00	150.00	156.00	156.00	156.00	156.00
PAKISTAN STUDIES BOOK BA/B.SC	EACH	125.00	125.00	125.00	125.00	125.00	125.00	125.00
DAILY "DAWN"	P/COPY	20.00	20.00	20.00	20.00	20.00	20.00	20.00
DAILY "JANG"	P/COPY	13.00	13.00	13.00	13.00	13.00	13.00	13.00
DAILY "NAWA-E-WAQT"	P/COPY	13.00	13.00	13.00	13.00	13.00	13.00	13.00
WEEKLY "AKHBAR-E-JAHAN"	P/COPY	60.00	60.00	60.00	60.00	60.00	60.00	60.00
WEEKLY "MAG"	P/COPY	50.00	50.00	50.00	50.00	55.00	50.00	50.00
MONTHLY "NAUNEHAL DIGEST"	P/COPY	35.00	35.00	35.00	35.00	40.00	35.00	35.00
PAPER FOOLSCAPE (27"x17")	QUIRE	57.50	57.50	57.50	55.00	25.00	25.00	30.00
EXERCISE.BOOK LINED 80/100 PGS	EACH	67.08	75.63	62.50	57.50	30.00	35.00	36.00
PENCILGOLDFISH/DEER	EACH	10.00	10.00	8.00	10.00	8.00	6.00	7.00
PEN INK DOLLOR 57 ML BOTTLE	EACH	25.00	25.00	25.00	25.00	23.75	20.00	20.00
PHOTOSTATE PAPER 70 GM	PRT	408.33	410.00	410.00	375.00	350.00	365.00	380.00
BALL PEN (local)	EACH	10.00	10.00	10.00	10.00	8.00	8.00	5.00
FOUNTAIN PEN HERO/WINGS/CHINA	EACH	55.00	53.13	55.00	60.00	60.00	50.00	40.00
PRIVATE SCHOOL FEE ENGLISH MEDIUM AVERAGE STANDARD (CLASS I)	P/MONTH	3726.25	3712.50	1287.50	2195.00	2520.00	2612.50	1650.00
PRIVATE SCHOOL FEE ENGLISH MEDIUM AVERAGE STANDARD (CLASS V)	P/MONTH	3726.25	3775.00	1325.00	2195.00	2648.57	2640.00	1800.00
PRIVATE SCHOOL FEE ENGLISH MEDIUM AVERAGE STANDARD (CLASS VI)	P/MONTH	3759.58	4012.50	1450.00	2240.00	2662.86	2665.00	2000.00
PRIVATE SCHOOL FEE ENGLISH MEDIUM AVERAGE STANDARD (CLASS X)	P/MONTH	4085.42	4181.25	1875.00	2410.00	3337.86	2855.00	2500.00
PRIVATE MEDICLLE COLLEGE FEE MBBS (IST YEAR)	P/MONTH	64153.71	64921.00	64921.00	0.00	59264.00	0.00	0.00
PRIVATE ENGINEERING COLLEGE FEE (ISTR YEAR)	P/MONTH	17099.50	17099.50	17099.50	0.00	19500.00	0.00	0.00
GOVT. COLLEGE FEE IST. YEAR	MONTH	50.00	195.00	50.00	50.00	50.00	50.00	50.00
GOVT. COLLEGE FEE 4TH. YEAR	MONTH	60.00	225.00	60.00	60.00	70.00	60.00	60.00
GOVT. UNIVERSITY FEE MSC.	MONTH	77.50	1000.00	80.00	80.00	150.00	500.00	80.00
GOVT. MED. COLLEGE FEE MBBS	MONTH	1250.00	1250.00	1250.00	0.00	1531.00	1250.00	0.00
GOVT. ENGG. COLL. FEE I YEAR	MONTH	4333.00	4333.00	4333.00	0.00	5000.00	0.00	0.00

Contd.

### 7.11 Intercity Consumer Prices January, 2018

Description	Unit	Rawalpindi	Islamabad	Attock	Jehlum	Lahore	Sahiwal	Gujranwala
COACHING FEE FOR CLASS IX/X	P/MONTH	2750.00	2987.50	1550.00	950.00	2000.00	1400.00	600.00
COACHING CHARGES FOR CLASS IST YEAR/INTER (SCIENCE)	P/MONTH	3250.00	3450.00	2200.00	3500.00	3000.00	2300.00	1200.00
COACHING CHARGES FOR CLASS IST YEAR/INTER (COMMERCE)	P/MONTH	2691.67	3062.50	1900.00	3500.00	3000.00	1300.00	1200.00
I.T. TUITION FEES	P/MONTH	2200.00	2200.00	1500.00	3806.25	6066.80	1300.00	4500.00
MBA TUITION FEES	P/MONTH	14925.54	14925.50	7667.00	4500.00	19000.00	0.00	7000.00
BREAD TANDOORI ST. SIZE	EACH	7.50	7.50	6.50	6.00	6.00	5.50	6.00
COOKED MUTTON (AV. HOTEL)	PLATE	246.67	232.50	270.00	245.00	200.71	0.00	120.00
COOKED BEEF (AV. HOTEL)	PLATE	105.83	113.75	95.00	140.00	102.86	100.00	100.00
COOKED DAL (AV. HOTEL)	PLATE	75.83	78.75	72.50	55.00	67.32	50.00	40.00
CHICKEN BIRYANI FULL/DOUBLE	PLATE	132.50	135.00	185.00	110.00	131.96	150.00	130.00
TEA PREPARED (ORDINARY)	CUP	22.50	22.50	27.50	20.00	19.21	20.00	20.00
HAIRCUT CHARGES FOR MEN	P/CUT	92.50	127.50	110.00	60.00	115.71	100.00	60.00
BEAUTY PORL HAIR STYL CHARGE	P/STY.	391.67	475.00	375.00	475.00	450.00	250.00	350.00
SHAVING CHARGES	PER SHV	59.17	76.25	75.00	45.00	55.71	40.00	40.00
LIPSTICK S.MISS/MEDORA	EACH	130.00	130.00	120.00	130.00	130.00	110.00	120.00
NAIL POLISH S.MISS/MEDORA	EACH	115.00	115.00	105.00	115.00	115.00	95.00	60.00
PERFUME MED.SIZE MEDORA/BROACH	EACH	200.00	200.00	200.00	200.00	200.00	170.00	120.00
HAIR-OIL AMLA/CHAMBELI	BOTTLE	115.00	115.00	120.00	120.00	130.00	130.00	120.00
TOILET SOAP LUX 95 GRAMS	EACH	36.00	36.00	36.00	36.00	38.00	38.00	44.78
TOILET SOAP LIFEBOUY 140 GRM	EACH	42.00	42.00	40.00	42.00	51.13	51.13	51.13
TOILET SOAP SAFEGUARD BATH SIZE	EACH	60.00	60.00	60.00	60.00	50.00	50.00	50.00
TOOTHPASTE MACKLINES 70 GRM	EACH	50.00	50.00	50.00	50.00	50.00	50.00	50.00
TOOTHPAST MED SIZE CLGATE 70 GMS	EACH	75.00	75.00	75.00	75.00	65.33	68.00	63.47
TOOTHBRUSH SHEILD A/PLAQUE	EACH	45.00	45.00	30.00	45.00	35.00	60.00	50.00
TOOTHPOWDER DENTONIC 90 GRM	EACH	35.00	35.00	35.00	40.00	35.00	28.00	40.00
HAIR-COLOUR BEGIN (6 GMS)	EACH	120.00	120.00	120.00	120.00	110.00	110.00	110.00
HAIR COLOUR (KALAKOLA)	BOTTLE	130.00	130.00	130.00	130.00	140.00	130.00	140.00
FACECREAM PONDS (MEDIUM)	EACH	120.00	120.00	120.00	120.00	120.00	120.00	120.00
TALC POWDER VICE ROAY,B.CAT	EACH	165.00	165.00	165.00	165.00	155.00	150.00	155.00
BLADE TREET ORDINARY 10'S	PKT.	40.00	40.00	40.00	35.00	35.00	30.00	40.00
BLADE 7-O-CLOCK STAIN. 5'S	PKT.	35.00	35.00	35.00	35.00	35.00	35.00	35.00
SHAMPOO SUNSILK/PAINTIN 100 ML	BOTTLE	110.00	110.00	110.00	110.00	100.00	99.00	110.00
BEAUTY CREAM (FAIR & LOVELY)	EACH	75.00	75.00	75.00	75.00	115.00	200.00	200.00
HAIR REMOVING CREAM (EU-CREAM)	TUBE	70.00	70.00	70.00	70.00	65.00	65.00	70.00
GEL MEDIUM SIZE	BOTTLE	129.17	135.00	125.00	152.50	75.00	140.00	65.00
DISPOSABLE RAZOR GILLET-II	EACH	45.00	45.00	45.00	45.00	45.00	45.00	45.00
SHAVING CREAM TOUCH-ME/ADM.	EACH	70.00	70.00	70.00	70.00	70.00	70.00	70.00
GOLD TEZABI 24 CT	10 GM.	49000.00	49000.00	48350.00	48270.00	48950.00	48268.00	48825.00
SILVER TEZABI 24 CT	10 GM.	720.00	720.00	710.00	685.00	720.00	703.00	703.00
ARTIFICIAL JEWELLARY SET	SET	1283.33	1325.00	850.00	825.00	1289.29	750.00	800.00
WRIST WATCH GENTS CITIZEN (ORIGINAL) ***	EACH	7100.00	7250.00	7100.00	6250.00	8267.86	4500.00	2500.00
WRIST WATCH LADIES CITIZEN (ORIGINAL) ***	EACH	7100.00	7250.00	7100.00	6250.00	9267.86	4500.00	2500.00
WALL CLOCK QUARTZ AV.QLTY	EACH	520.83	550.00	625.00	325.00	957.14	625.00	500.00
SUITCASE REXIN (24"x16"x6")	EACH	2495.83	2437.50	2300.00	1150.00	1178.57	1125.00	800.00
TRUNK MEDIUM SIZE ***	EACH	2350.00	2337.50	2250.00	2050.00	2303.57	2000.00	1500.00
PURSE LADIES (LEATHER) AVERAGE QUALITY	EACH	633.33	712.50	525.00	437.50	1400.00	900.00	750.00

### 7.11 Intercity Consumer Prices January, 2018

Description	Unit	Wazirabad	Sialkot	Faisalabad	Jhang	Multan	Muzaffargarh	D.G. Khan
WHEAT	10 KG.	330.00	325.00	337.50	333.00	330.00	335.00	350.00
WHEAT FLOUR FINE/SUPERIOR.	KG.	40.00	45.00	45.00	40.00	40.00	39.00	38.00
WHEAT FLOUR AVG. QLTY	KG.	38.00	30.23	42.00	40.00	37.00	36.00	37.00
WHEAT FLOUR BAG	10 KG.	350.00	380.00	385.00	375.00	370.00	360.00	370.00
MAIDA	KG.	50.00	50.00	50.00	46.00	45.50	47.00	48.00
SUJI	KG.	50.00	60.00	50.00	48.00	49.00	49.00	48.00
BESAN AV. QLTY.	KG.	105.00	110.00	115.00	120.00	120.00	127.50	120.00
RICE BASMATI SUP. QLTY.	KG.	100.00	100.00	138.75	150.00	137.50	137.50	135.00
RICE BASMATI 385/386	KG.	55.00	70.00	80.00	90.00	87.50	87.50	100.00
RICE BASMATI BROKEN AV.QLTY	KG.	50.00	55.00	85.00	90.00	85.83	80.00	80.00
RICE IRRI-6 (SINDH/PUNJAB)	KG.	52.50	47.50	62.50	45.00	40.00	41.00	40.00
VERMICELLI	KG.	90.00	85.00	85.00	75.00	80.00	77.50	80.00
BREAD PLAIN MEDIUM SIZE	EACH	40.00	40.00	45.00	45.00	45.00	45.00	50.00
RUSK (PAPAY)	KG.	160.00	140.00	200.00	180.00	228.33	200.00	200.00
BISCUITS-PACKED	PKT	35.00	35.00	35.00	35.00	40.00	40.00	40.00
BISCUIT-BAKERY (LOOSE)	250 GM	100.00	100.00	85.00	70.00	90.00	70.00	80.00
CORNFLAKS FAUJI 225 GM.	PKT	216.00	176.00	200.00	200.00	180.00	180.00	189.00
SAMOSA (VEGATABLE)	EACH	15.00	15.00	22.50	20.00	14.67	13.50	10.00
PASTRY AV.QLTY.	EACH	30.00	30.00	23.75	35.00	37.50	22.50	30.00
PATTIES (VEGATABLES)	EACH	20.00	25.00	22.50	25.00	29.17	25.00	20.00
NIMCO	250 GM	50.00	50.00	70.00	100.00	72.50	70.00	70.00
CHIPS	250 GM	60.00	65.00	66.25	100.00	83.33	82.50	65.00
BEEF WITH BONE AV.QLTY.	KG	350.00	300.00	350.00	350.00	350.00	320.00	350.00
MUTTON AV.QLTY.	KG	700.00	650.00	800.00	750.00	775.00	625.00	800.00
CHICKEN FARM BROILER (LIVE)	KG	153.00	162.00	172.00	172.00	177.50	172.50	180.00
FISH-RAHU MEDIUM SIZE	KG	290.00	300.00	300.00	320.00	275.00	265.00	260.00
MILK FRESH (UNBOILED)	LTR.	80.00	80.00	80.00	70.00	80.83	70.00	70.00
CURD	KG.	90.00	90.00	95.00	80.00	92.50	87.50	90.00
MILK TETRA PACK 1/2 LTR.	PKT.	60.00	60.00	60.00	60.00	70.00	70.00	60.00
LACTOGEN 400 GRAMS	PKT.	450.00	435.00	455.00	430.00	450.00	450.00	460.00
POWDER MILK NIDO 400GM.	PKT	389.74	379.49	389.74	370.00	389.74	389.74	390.00
MILK POWDER LOOSE/PACKED	KG.	360.00	460.00	525.00	380.00	391.67	400.00	640.00
BUTTER LOCAL PACKED	50 GM.	35.00	25.00	28.00	28.00	27.00	27.00	30.00
EGGS FARM	DOZ	111.00	120.00	105.00	110.00	110.00	112.50	120.00
MUSTARD OIL AV.QLTY.	KG.	170.00	160.00	200.00	170.00	181.67	180.00	170.00
COOKING OIL (DALDA)	2.5LTR	475.00	467.00	475.00	470.00	475.00	485.00	475.00
COOKING OIL (PAKWAN) OTHER BRAND SPECIFY	2.5 LTR	420.00	420.00	435.00	441.70	383.00	375.00	468.00
VEGETABLE GHEE TIN	2.5KG.	470.00	452.00	470.00	460.00	470.00	470.00	470.00
VEGETABLE GHEE (LOOSE)	KG.	135.00	140.00	138.00	175.00	152.00	152.00	150.00
DATES AV.QLTY.	KG.	180.00	180.00	157.50	160.00	171.67	170.00	140.00
PISTACHIO AV.QLTY.	50 GM.	120.00	135.00	100.00	110.00	105.00	122.50	100.00
ALMONDS WHOLE AV.QLTY.	KG.	525.00	600.00	640.00	500.00	580.00	625.00	550.00
COCONUT DRY AV.QLTY.	KG.	440.00	250.00	300.00	380.00	393.33	400.00	400.00
RAISINS AV.QLTY.	50 GM.	20.00	20.00	25.00	15.00	19.00	19.00	15.00
GROUNDNUTS (WITH SHELL)	KG.	220.00	237.50	250.00	180.00	230.00	230.00	190.00
MALTA/MOSAMBI	DOZ	120.00	130.00	120.00	150.00	135.00	135.00	120.00
KINNU	DOZ	75.00	90.00	110.00	120.00	121.67	115.00	100.00
APPLE	KG	120.00	120.00	150.00	150.00	151.67	155.00	130.00
ALOO BUKHARA	KG	0.00	0.00	0.00	0.00	0.00	0.00	0.00
POMEGRANATE (ANNAR)	KG	150.00	180.00	165.00	200.00	190.00	190.00	200.00
GRAPES	KG	0.00	0.00	0.00	0.00	0.00	0.00	0.00
BANANAS	DOZ	70.00	75.00	50.00	60.00	79.17	77.50	70.00
MANGO KALMI	KG	0.00	0.00	0.00	0.00	0.00	0.00	0.00
GUAVA	KG	60.00	80.00	70.00	80.00	83.00	75.00	80.00
WATERMELON (TURBOOZ)	KG	0.00	0.00	0.00	0.00	0.00	0.00	0.00
MUSKMELON (KHARBOOZA)	KG	0.00	0.00	0.00	0.00	0.00	0.00	0.00
SWEETMELON (GARMA)	KG	0.00	0.00	0.00	0.00	0.00	0.00	0.00
PULSE MASOOR (WHOLE)	KG.	120.00	140.00	145.00	90.00	90.83	87.50	100.00
PULSE MASOOR (WASHED)	KG.	140.00	160.00	125.00	100.00	103.33	102.50	100.00
PULSE MOONG (WASHED)	KG.	100.00	110.00	120.00	100.00	100.00	100.00	110.00
PULSE MASH (WASHED)	KG.	180.00	165.00	165.00	120.00	151.67	145.00	160.00

Contd.

### 7.11 Intercity Consumer Prices January, 2018

Description	Unit	Wazirabad	Sialkot	Faisalabad	Jhang	Multan	Muzaffargarh	D.G. Khan
PULSE GRAM	KG.	100.00	112.50	105.00	110.00	112.50	110.00	110.00
GRAM WHOLE BLACK AV.QLTY.	KG.	100.00	110.00	108.00	100.00	110.00	110.00	110.00
GRAM WHOLE YELLOW AV.QLTY	KG.	160.00	200.00	155.00	160.00	195.00	195.00	190.00
BEANS (LAL LOBIA)	KG.	150.00	190.00	157.50	150.00	161.67	155.00	160.00
POTATOES	KG	40.00	30.00	27.50	30.00	30.00	27.50	30.00
ONION	KG	60.00	60.00	48.75	50.00	57.50	52.50	50.00
TURNIP	KG	20.00	40.00	23.75	25.00	35.00	32.50	20.00
RADISH	KG	20.00	30.00	15.00	20.00	22.50	27.50	20.00
TOMATOES	KG	60.00	60.00	43.75	50.00	40.00	37.50	40.00
CABBAGE	KG	50.00	60.00	25.00	40.00	39.17	37.50	40.00
CAULIFLOWER	KG	60.00	60.00	28.75	40.00	35.00	40.00	40.00
BRINJAL	KG	50.00	80.00	62.50	50.00	46.67	35.00	50.00
PUMPKIN	KG	0.00	0.00	0.00	0.00	0.00	0.00	0.00
BOTTLEGOURD	KG	0.00	0.00	0.00	0.00	0.00	0.00	0.00
LADY FINGER	KG	0.00	0.00	0.00	0.00	0.00	0.00	0.00
PEAS	KG	60.00	60.00	43.75	50.00	55.00	55.00	60.00
SPINACH	KG	20.00	40.00	16.25	20.00	22.50	20.00	20.00
TINDA	KG	0.00	0.00	0.00	0.00	0.00	0.00	0.00
TURAI	KG	0.00	0.00	0.00	0.00	0.00	0.00	0.00
KARAILA	KG	0.00	0.00	0.00	0.00	0.00	0.00	0.00
ARVI	KG	0.00	0.00	0.00	0.00	0.00	0.00	0.00
CHILLIES GREEN	KG	110.00	160.00	110.00	120.00	126.67	125.00	120.00
CARROT	KG	40.00	40.00	27.50	20.00	24.17	22.50	30.00
COCUMBER (KHEERA)	KG	50.00	50.00	52.50	60.00	53.33	55.00	60.00
LEMON	250GM	25.00	30.00	15.00	20.00	27.50	30.00	30.00
SUGAR REFINED	KG.	54.00	52.00	52.50	53.00	52.00	52.00	52.00
GUR AV.QLTY	KG.	90.00	85.00	71.25	60.00	71.67	72.50	70.00
HONEY LANGANESE 500 GM.	BOTTLE	840.00	692.00	955.00	1100.00	930.00	930.00	950.00
MILO 200 GM.	BOTTLE	166.67	222.00	270.00	187.00	200.00	200.00	300.00
CUSTARD POWDER RAFHAN 300 GM.	PKT	80.00	80.00	80.00	80.00	80.00	80.00	80.00
TOFFEE (HILAL)	EACH	1.00	1.00	2.00	2.00	1.00	1.00	1.00
CHOWKELATE CANDY (SMALL SIZE)	EACH	5.00	5.00	5.00	5.00	5.00	5.00	5.00
SWEETMEAT (MIXED)	KG	300.00	260.00	300.00	280.00	291.67	290.00	280.00
ICE CREAM WALLS	CUP.	40.00	40.00	45.00	45.00	45.00	45.00	45.00
ICE	KG	10.00	10.00	20.00	3.00	4.00	4.00	6.00
JAM AHMED/MITCHELLES	BOTTLE	125.00	125.00	140.00	130.00	130.00	130.00	140.00
SQUASH-MITCHELLES	BOTTLE	160.00	135.00	150.00	160.00	165.00	165.00	160.00
ROOH AFZA	BOTTLE	170.00	160.00	170.00	170.00	170.00	170.00	170.00
JAM-E-SHIREEN	BOTTLE	180.00	170.00	180.00	180.00	180.00	180.00	180.00
SAUNF	50 GM	20.00	20.00	20.00	16.00	15.83	19.00	12.00
CINAMON LOOSE AV. QLTY	50 GM.	25.00	20.00	30.00	30.00	24.00	27.50	20.00
CUMINSEED WHITE NATIONAL	50 GM.	52.00	54.00	70.00	70.00	70.00	70.00	54.00
PEPPER BLACK NATIONAL	50 GM.	110.00	96.00	110.00	96.00	110.00	110.00	100.00
CLOVES LOOSE AV.QLTY	50 GM.	100.00	90.00	120.00	70.00	83.33	82.50	70.00
CARDAMOM LARGE LOOSE AV.QLTY	50 GM.	110.00	130.00	200.00	90.00	115.00	125.00	90.00
CARDAMOM SMALL AV.QLTY	50 GM.	100.00	110.00	150.00	120.00	105.00	115.00	100.00
SALT-POWDERED (LAHORI) LOOSE	KG.	10.00	10.00	10.00	10.00	10.00	10.00	10.00
SALT POWDERED (NATIONAL/SHAN)	PKT	25.00	25.00	25.00	25.00	25.00	25.00	25.00
CHILLIES POWD.NATIONAL 200GM	PKT	105.00	105.00	120.00	105.00	120.00	120.00	120.00
CHILLIES POWDER LOOS	KG.	230.00	240.00	240.00	240.00	235.00	235.00	220.00
CORRIANDER SEED POWD.NATIONAL	PKT	105.00	110.00	104.00	104.00	104.00	104.00	0.00
CORRIANDER SEED (LOOSE)	KG.	140.00	300.00	275.00	240.00	223.33	235.00	200.00
TURMERIC POWD.NATIONAL 50GM	PKT.	35.00	35.00	35.00	35.00	35.00	35.00	35.00
CURRY POWD. NATIONAL 200 GM	PKT.	87.00	87.00	87.00	87.00	87.00	87.00	0.00
TOMATO KETCHUP AHMED/MITCHL	BOTTLE	100.00	85.00	100.00	90.00	95.00	95.00	85.00
PICKLES AHMED/MITCHELLES	BOTTLE	100.00	100.00	120.00	115.00	116.67	120.00	115.00
VINEGAR SYNTHETIC (SIRKA)	BOTTLE	70.00	80.00	80.00	85.00	82.00	85.00	80.00
GARLIC	KG	140.00	160.00	120.00	150.00	161.67	160.00	160.00
GINGER	KG	170.00	200.00	110.00	140.00	138.33	135.00	120.00
TAPAL DANEDAR TEA 200GM PACKET	PKT	178.94	178.94	178.94	178.94	178.95	178.95	178.94
TEA LIPTON YELLOW LABEL 200GM.	PKT.	178.94	178.95	178.95	178.94	178.95	178.95	178.94

Contd.

### 7.11 Intercity Consumer Prices January, 2018

Description	Unit	Wazirabad	Sialkot	Faisalabad	Jhang	Multan	Muzaffargarh	D.G. Khan
TEA LOOSE KENYA AV.QLTY 250GM.	PKT.	160.00	110.00	170.00	180.00	125.83	140.00	110.00
COFFEE-NESCAFE 75 GM. **	BOTTLE	350.00	350.00	370.00	330.00	350.00	350.00	350.00
COLD DRINK (STANDARD SIZ)	BOTTLE	25.00	25.00	25.00	25.00	20.00	20.00	25.00
FRUIT JUICE TETRA PACK	PKT.	20.00	15.00	20.00	20.00	20.00	20.00	15.00
MINERAL WATER NESTLE 1.5 LTR	BOTTLE	45.00	50.00	50.00	50.00	50.00	50.00	55.00
CIGARETTES K-2 10'S **	PKT	50.00	50.00	50.00	60.00	50.00	50.00	65.00
CIGARETTES CAPSTAN 10'S **	PKT	50.00	50.00	50.00	50.00	50.00	50.00	48.00
CIGARETTES GOLD LEAF 20'S	PKT	140.00	140.00	140.00	140.00	130.00	130.00	135.00
CIGARETTES MORVEN GOLD 20'S	PKT	50.00	50.00	50.00	50.00	55.67	50.00	48.00
BETEL LEAVES	50GM.	70.00	70.00	90.00	90.00	68.33	67.50	80.00
BETEL NUTS	KG.	400.00	450.00	1500.00	1400.00	1525.00	1525.00	1600.00
LONG CLOTH 57" GUL AHMED/AL-KARAM	METER	170.00	135.00	237.50	375.00	250.00	250.00	325.00
SHIRTING AV.QLTY.	METER	150.00	175.00	127.50	450.00	210.00	210.00	225.00
PANT CLOTH W & WEAR AV.QLTY	METER	312.50	300.00	531.25	600.00	365.00	345.00	350.00
LAWN PRINTED GUL AHMED/AL-KARAM	METER	197.50	177.50	240.00	425.00	380.00	360.00	362.50
GEORGETTE AV.QLTY	METER	150.00	130.00	160.00	425.00	108.00	125.00	125.00
LINEN AV.QLTY ***	METER	100.00	140.00	145.00	300.00	250.00	225.00	137.50
HEAVY WT SUITING LAWERNCPUR AVG QLTY	METER	1050.00	900.00	1450.00	2300.00	1200.00	1200.00	1900.00
HEAVY WT SUITING LAWERNCPUR SUP QLTY	METER	2350.00	1200.00	1700.00	2600.00	2400.00	1950.00	1950.00
TROPICAL SUITING LAW.PUR	METER	925.00	800.00	1400.00	2300.00	1200.00	1200.00	1300.00
PANT BOY 24"/26" LENGTH.	EACH	700.00	400.00	662.50	650.00	425.00	425.00	550.00
SHIRT BOY 24"/26" LENGTH	EACH	425.00	350.00	437.50	600.00	375.00	375.00	500.00
SCHOOL UNI. PANT,SHIRT BOYS	SUIT	1000.00	675.00	700.00	850.00	610.00	565.00	650.00
SCHOOL UNI. KAMEEZ,SHAL.BOYS	SUIT	1000.00	675.00	700.00	1000.00	538.33	725.00	750.00
SCHOOL UNI. KAMEEZ,SHAL.GIRL	SUIT	900.00	675.00	800.00	1100.00	532.50	675.00	850.00
FROCK W/WEAR GIRLS	EACH	875.00	700.00	775.00	2500.00	1883.33	2150.00	1100.00
AWAMI-SUIT W & W(BOY) 24"/26	SUIT	1050.00	1450.00	600.00	1800.00	815.00	875.00	1100.00
AWAMI-SUIT W&W (GENTS)AV.QLTY	SUIT	1050.00	1250.00	837.50	2000.00	1055.00	1425.00	1600.00
PULLOVER GENTS OXFORD/BON.	EACH	3050.00	3300.00	3500.00	3600.00	3450.00	3780.00	2900.00
PULLOVER LADIES OXFORD/BON.	EACH	2850.00	3300.00	3450.00	2850.00	3250.00	2880.00	2900.00
PULLOVER (GENTS) OTHERS A.QTY	EACH	600.00	700.00	800.00	1200.00	1012.50	1050.00	750.00
SECOND-HAND COAT FOR MEN	EACH	500.00	500.00	537.50	650.00	475.00	275.00	200.00
SECONDHAND SWEETER FOR MEN DUP QLTY	EACH	525.00	350.00	325.00	300.00	275.00	175.00	50.00
SECONDHAND WINTER JACKET	EACH	600.00	400.00	550.00	700.00	375.00	325.00	150.00
UNDERWEAR AV.QLTY MEDIUM SIZE	EACH	150.00	100.00	90.00	170.00	165.00	165.00	150.00
VEST FOR MEN AV.QLTY.	EACH	105.00	100.00	122.50	190.00	151.67	155.00	110.00
VEST/SHAMEEZ (WOMEN) AVG. QLTY	EACH	130.00	125.00	150.00	400.00	158.00	145.00	155.00
SOCKS NYLON (PAKISTANI)	PAIR	90.00	65.00	65.00	130.00	96.67	95.00	100.00
BRASSIER AV.QLTY.	EACH	127.50	200.00	275.00	550.00	149.17	110.00	135.00
BRASSIER SUP QLTY	EACH	400.00	475.00	425.00	950.00	336.67	235.00	350.00
DOPATTA GEORGETTE AV.QLTY.	EACH	235.00	400.00	231.25	450.00	226.67	275.00	325.00
DOPATTA COTTON AV QLTY	EACH	180.00	300.00	183.75	250.00	210.00	250.00	275.00
CHADDAR (W/WEAR) (2x2.5 MTR)	EACH	312.50	500.00	450.00	550.00	375.00	475.00	450.00
LUNGI/DHOTI(COTTON) AVG. QLTY	EACH	250.00	350.00	300.00	350.00	245.00	290.00	375.00
HANDKERCHIEF AVG. QLTY PAK	EACH	50.00	35.00	45.00	50.00	49.17	55.00	50.00
HANDKERCHIEF SUP. QLTY PAK	EACH	80.00	50.00	55.00	60.00	69.17	72.50	77.50
GLOVES AV QLTY	PAIR	100.00	200.00	125.00	200.00	105.00	110.00	160.00
AZARBAND COTTON AVG. QLTY	EACH	25.00	10.00	17.50	15.00	13.00	13.50	20.00
SEWING THREAD/REEL(ASLI PARI)	EACH	6.00	5.00	5.50	7.00	7.00	10.00	6.00
WASHING CHARGES PAINT & SHIRT	SUIT	150.00	150.00	75.00	120.00	131.00	140.00	80.00
DRY CLEANING SUIT COAT PANT	SUIT	450.00	400.00	375.00	400.00	375.00	375.00	300.00
WASHING CH. (KAMIZ-SHALWAR)	PAIR	120.00	100.00	65.00	90.00	91.00	100.00	70.00
TAILORING SHIRT	EACH	400.00	300.00	450.00	400.00	420.00	350.00	325.00
TAILORING CHARGES PANT (MEN)	EACH	600.00	625.00	700.00	650.00	545.00	475.00	800.00
TAILORING COAT-PANT SUIT	SUIT	3200.00	3250.00	4500.00	4500.00	4016.67	3450.00	3750.00
TAILORING AWAMI-SUIT (MALE)	SUIT	600.00	500.00	750.00	600.00	725.00	500.00	600.00
TAILORING SUIT FEMALE	SUIT	500.00	500.00	475.00	600.00	460.00	350.00	500.00
GENTS SHOES PAUL BATA	PAIR	1199.00	1199.00	1199.00	1199.00	1199.00	1199.00	1199.00
GENTS SANDAL BATA	PAIR	699.00	699.00	699.00	699.00	699.00	699.00	699.00
GENTS SPOUNG CHAPPAL BATA	PAIR	199.00	199.00	199.00	199.00	199.00	199.00	199.00
LADIES SANDAL BATA	PAIR	499.00	499.00	499.00	499.00	499.00	499.00	499.00

Contd.

### 7.11 Intercity Consumer Prices January, 2018

Description	Unit	Wazirabad	Sialkot	Faisalabad	Jhang	Multan	Muzaffargarh	D.G. Khan
LADIES SPOUNG CHAPPAL BATA	PAIR	179.00	179.00	179.00	179.00	179.00	179.00	179.00
CHILD SHOE POWER LITE BATA	PAIR	599.00	599.00	599.00	599.00	599.00	599.00	599.00
GENTS SHOE, ART 1109 SERVICE	PAIR	999.00	999.00	999.00	999.00	999.00	999.00	999.00
NYLON JOGGER 27 SIZE 2-5 ***	PAIR	1299.00	1299.00	1299.00	1299.00	1299.00	1299.00	0.00
CHINA FOOT WEAR AV. QLTY (MALE) *	PAIR	700.00	475.00	525.00	1000.00	516.67	525.00	450.00
CHINA FOOT WEAR AV. QLTY (FEMALE) *	PAIR	550.00	325.00	325.00	900.00	325.00	325.00	325.00
CHINA FOOT WEAR AV. QLTY (CHILDREN) *	PAIR	500.00	325.00	275.00	500.00	275.00	225.00	275.00
SHOE REPAIR HALF SOLE	PAIR	150.00	60.00	150.00	125.00	126.67	72.50	75.00
SHOES POLISH CHARGES AVERAGE SHOP	PAIR	15.00	10.00	20.00	30.00	18.33	17.50	20.00
HOUSE RENT (combined)	MONTH	3447.66	7229.06	7369.75	4719.40	7368.46	5248.57	4484.09
rent 2	pm	3447.66	7229.06	7369.75	4719.40	7368.46	5248.57	4484.09
RENT3	PM	3447.66	7229.06	7369.75	4719.40	7368.46	5248.57	4484.09
RENT4	PM	3447.66	7229.06	7369.75	4719.40	7368.46	5248.57	4484.09
RENT5	PM	3447.66	7229.06	7369.75	4719.40	7368.46	5248.57	4484.09
RENT6	PM	3447.66	7229.06	7369.75	4719.40	7368.46	5248.57	4484.09
SYNTHETIC ENEMAL ROBIALAC BALTI 3.64 LTR.	EACH	1700.00	2093.00	1840.00	2300.00	2483.00	2483.00	1823.00
SYNTHETIC ENEMAL ICI BALTI 3.64 LTR.	EACH	2138.00	2080.00	2000.00	2300.00	2414.00	2414.00	2414.00
CEMENT (LOCAL) SPECIFY BRAND NAME	BAG	520.00	500.00	532.00	535.00	510.00	510.00	510.00
BRICKS (NEW) IST CLASS	P/1000	8000.00	8000.00	8000.00	7200.00	6800.00	6250.00	5600.00
CEMENT BLOCKS (6"x8"x12")	P/100	0.00	0.00	0.00	6000.00	0.00	0.00	0.00
BAJREE	100CFT	5600.00	6000.00	6500.00	4200.00	5040.00	3600.00	2600.00
SAND (BLACK PIT SAND)	K100CFT	2300.00	3500.00	4500.00	2000.00	2000.00	1800.00	1800.00
TIMBER SHESHAM LOG IST QUALITY	cubmt.	52111.00	63000.00	63558.00	45909.00	86500.00	70620.00	52900.00
IRON BAR (M.S. BAR) 1/2"	P/TON	80000.00	62000.00	86500.00	80000.00	82000.00	80000.00	84000.00
CARPANTER WAGE RATE	P/DAY	800.00	825.00	600.00	900.00	1050.00	1000.00	950.00
MASON (RAJ) WAGE RATE	P/DAY	1000.00	1050.00	1200.00	1000.00	1000.00	900.00	950.00
UNSKILLED LABOUR WAGE RATE	P/DAY	600.00	650.00	600.00	500.00	575.00	500.00	500.00
PLUMBER WAGE RSTE	P/DAY	800.00	700.00	625.00	900.00	1050.00	1000.00	950.00
ELECTICIAN WAGE RATE PER DAY **	P/DAY	750.00	0.00	0.00	900.00	0.00	0.00	0.00
ELECTICIAN WAGE RATE PER POINT **	P/PNT	150.00	137.50	115.00	150.00	100.00	90.00	85.00
WATER CHARGES PER HOUSE	P/MONTH	70.00	100.00	128.75	70.00	100.00	0.00	75.00
ELECT.CHARGES UPTO 50 UNITS	P/UNIT	2.00	2.00	2.00	2.00	2.00	2.00	2.00
ELECT.CHARGES 01 - 100 UNIT	P/UNIT	6.18	6.18	6.18	6.18	6.18	6.18	6.18
ELECT.CHARGES 101 - 300 UNIT	P/UNIT	9.54	9.54	9.54	9.54	9.54	9.54	9.54
ELECT.CHARGES 301 - 1000 UNIT	P/UNIT	16.39	16.39	16.39	16.39	16.39	16.39	16.39
ELECT.CHARGES ABOVE 1000 UNIT	P/UNIT	18.39	18.39	18.39	18.39	18.39	18.39	18.39
ELEC	PM	10.50	10.50	10.50	10.50	10.50	10.50	10.50
GAS CHRg upto 3.3719 MMBTU	MMBTU	128.70	128.70	128.70	128.70	128.70	128.70	128.70
GAS CHRg 3.3719 - 6.7438 MMBTU	MMBTU	257.40	257.40	257.40	257.40	257.40	257.40	257.40
GAS CHRg 6.7438 - 10.1157 MMBTU	MMBTU	257.40	257.40	257.40	257.40	257.40	257.40	257.40
GAS CHRg10.1157 - 13.4876 MMBTU	MMBTU	702.00	702.00	702.00	702.00	702.00	702.00	702.00
GAS	PM	702.00	702.00	702.00	702.00	702.00	702.00	702.00
GAS	PM	409.50	409.50	409.50	409.50	409.50	409.50	409.50
KEROSENE OIL	LTR	105.00	105.00	90.00	95.00	95.00	100.00	110.00
FIREWOOD WHOLE	40 KG.	700.00	700.00	600.00	500.00	690.00	655.00	500.00
CHAIR SHESHAM WOOD WITH ARMS **	EACH	2200.00	1950.00	2250.00	2000.00	2200.00	1750.00	1700.00
CHAIR PLASTIC (CHAIRMAN) AVERAGE QUALITY	EACH	800.00	600.00	775.00	850.00	675.00	650.00	575.00
TABLE SHESHAM WOOD (4X2X5") ***	EACH	10000.00	6500.00	5000.00	4500.00	4800.00	4750.00	3250.00
SOFASET WOODEN WITH FOAM SEAT **	SET	20000.00	13500.00	18000.00	18000.00	16250.00	13500.00	17000.00
COT IRON (WITH NIWAR)AV.QLTY.	EACH	2000.00	2000.00	2750.00	2100.00	2012.50	1850.00	1700.00
ALMIRAH (STEEL) 6'X3' 20 GUAGE	EACH	9000.00	8650.00	13000.00	8500.00	7500.00	7400.00	9000.00
DINNING TABLE 6 CHAIRS A.QLTY	SET	24000.00	27500.00	22500.00	30000.00	19700.00	19000.00	24500.00
SINGLE BED WITHOUT FOAM MED.	EACH	9000.00	5500.00	11000.00	8000.00	6125.00	4900.00	5250.00
MATRESS SINGLE(4"THICK)	EACH	5200.00	4000.00	5000.00	6070.00	6600.00	6600.00	6700.00
FARSHI DARI 12'X9' AV.QLTY	EACH	975.00	975.00	1125.00	2500.00	1200.00	1300.00	1100.00
DARI COTTON (6'x2 1/2') AV.QL	EACH	450.00	400.00	550.00	500.00	450.00	600.00	450.00
CARPET PLAIN AV. QLTY	SQFT.	41.00	35.00	57.50	35.00	25.00	25.00	25.00
QUILT (LIHAF) 3 KG. COTTON	EACH	1050.00	775.00	1200.00	1300.00	1081.25	900.00	650.00
BLANKET (90" x 54")	EACH	3000.00	3500.00	4750.00	4200.00	3750.00	3750.00	2650.00
BEDSHEET SINGLE BED SUP.QLTY	EACH	375.00	425.00	850.00	700.00	633.33	525.00	650.00
BED SHEET DOUBLE WITH TWO PILLOW COVERS SUP QLTY	SET	800.00	1100.00	1662.50	1800.00	1258.33	1150.00	1100.00

Contd.

### 7.11 Intercity Consumer Prices January, 2018

Description	Unit	Wazirabad	Sialkot	Faisalabad	Jhang	Multan	Muzaffargarh	D.G. Khan
TOWEL(3'x2') AV. QALTY	EACH	175.00	150.00	250.00	300.00	242.00	245.00	200.00
CEILING FAN 48" SUPER QLTY **	EACH	2400.00	2400.00	2900.00	3250.00	3795.00	3695.00	3695.00
PEDESTAL FAN 22" SUPER QLTY	EACH	4000.00	3300.00	4500.00	5350.00	6010.00	5540.00	4950.00
REFG. DAWLENCE 10 CFT. D.DOOR	EACH	31000.00	36200.00	29000.00	30500.00	31200.00	31200.00	31100.00
D-FREEZER WAVES 8 CFT.	EACH	31000.00	29400.00	29000.00	31500.00	30400.00	30400.00	31000.00
AIRCONDITIONER 1.5 TON PEL	EACH	40000.00	44000.00	42000.00	41500.00	40000.00	40000.00	42000.00
SPLIT AIR CONDITIONER 1.5 TON (SPECIFY BRAND NAME)	EACH	43000.00	41000.00	39000.00	49000.00	50990.00	50990.00	49000.00
AIRCOOLER SUPER ASIA	EACH	12000.00	13000.00	12000.00	11500.00	14000.00	14000.00	14500.00
WASHING MACHINE SINGER	EACH	15600.00	15600.00	17000.00	17000.00	17000.00	17000.00	17000.00
SEWING MACHINE(SINGER)	EACH	5860.00	6095.00	7400.00	7105.00	7400.00	7400.00	7400.00
GIZER LARGE SIZE 30 GALLON CAPACITY SUP QLTY	EACH	19400.00	13750.00	19500.00	22900.00	22900.00	22900.00	22900.00
GAS BURNER DOUBLE SPFY.BRAND	EACH	1350.00	1300.00	1550.00	2000.00	1583.33	1700.00	1300.00
ELECT. IRON PHILIPS MDL.1120	EACH	2200.00	1450.00	2000.00	2000.00	2200.00	1600.00	2100.00
ELECTRIC JUICER FOR APPLE	EACH	4500.00	6000.00	5750.00	7800.00	8400.00	8400.00	4500.00
S.STEEL DEGHCHI MEDIUM SIZE ***	EACH	600.00	430.00	575.00	550.00	767.50	400.00	350.00
ALUMINIUM COOKING PAN (DEGCHI ) MED SIZE	EACH	525.00	460.00	550.00	1350.00	296.25	285.00	350.00
NON STICK COOKING PAN (DEGCHI ) SUP. QLTY	EACH	1500.00	675.00	1100.00	1250.00	767.86	650.00	800.00
FRYING PAN STEEL AVG. QLTY MED. SIZE	EACH	500.00	400.00	325.00	550.00	295.00	195.00	375.00
TAWA IORN (MEDIUM SIZE) AVG. QLTY	EACH	300.00	300.00	275.00	338.00	210.00	210.00	200.00
S.STEEL PLATE A.QLTY.(M.SIZE)	EACH	82.50	67.50	60.00	90.00	75.00	60.00	60.00
TABLE SPOON S.STEEL SUP.QLTY.	DOZEN	350.00	305.00	375.00	400.00	275.83	255.00	350.00
WATER SET JUG+6 GLASSES (OMROC)	SET	380.00	1000.00	725.00	450.00	487.50	525.00	400.00
TEA SET PAK. CHINAWARE 21 PCS.	SET	1600.00	2000.00	2300.00	2150.00	2137.50	2350.00	2000.00
DINNER SET PLASTIC 72 PIECES SUPERIOR QLTY	SET	5500.00	3000.00	8250.00	6400.00	4675.00	4750.00	6000.00
HOTPOT SET PLASTIC 3 PCS.	SET	1000.00	1000.00	1212.50	1550.00	1275.00	1050.00	1600.00
BUCKET(BALTI) PLASTIC MED.SIZ	EACH	250.00	250.00	325.00	350.00	290.00	255.00	400.00
LOTA PLASTIC (MED SIZE) AVERAGE QUALITY	EACH	50.00	50.00	45.00	60.00	52.50	55.00	65.00
PRESURE COOKER 4 LTR.	EACH	1750.00	1200.00	1650.00	1650.00	1650.00	1650.00	1450.00
WATER COOLER 9/10 LTR.PLASTIC ***	EACH	612.50	600.00	675.00	950.00	565.00	575.00	750.00
THERMOS STARVAC 1 LTR	EACH	600.00	800.00	650.00	650.00	500.00	500.00	650.00
BULB PHILIPS 100-WATTS	EACH	30.00	30.00	25.00	30.00	30.00	30.00	30.00
TUBE LIGHT PHILIPS 40 WATTS	EACH	100.00	100.00	97.50	110.00	100.00	100.00	100.00
ELECTRIC BLUBS "0" WATTE LOCAL	EACH	20.00	20.00	20.00	20.00	20.00	20.00	20.00
ELECTRIC BLUB ENERGY SAVER 14 WATTS	EACH	155.00	155.00	162.50	150.00	165.00	165.00	165.00
WASHING SOAP 250 GMS SPECIFY BRAND NAME	EACH	40.00	20.00	25.00	40.00	22.00	20.00	25.00
SURF EXCEL 400 GMS POLY BAG	EACH	130.00	125.00	130.00	130.00	130.00	130.00	125.00
WASHING POWDER 1000 GRM	EACH	160.00	185.00	160.00	155.00	160.00	160.00	160.00
WASHING POWDER (WHEEL/ BONUS) 100 GRAMS	EACH	90.00	95.00	92.50	90.00	90.00	90.00	90.00
CLEANSER POWDER VIM 1000 GM	PKT.	83.33	70.00	80.00	75.00	83.33	83.33	75.00
FINIS 500 ML	BOTTLE	193.75	218.75	208.00	250.00	200.00	237.50	195.00
PHNYLE TYPHONE/FINIS/CARRANITE 3 LITRES	BOTTLE	150.00	120.00	150.00	180.00	165.00	165.00	160.00
HARPIC	BOTTLE	160.00	145.00	160.00	155.00	160.00	160.00	155.00
BOOT POLISH CHERRY/KIWI 50ML	EACH	136.90	100.00	115.00	115.00	136.90	136.90	115.00
ROBIN BLUE (35 GRAMS)	PKT.	55.00	55.00	60.00	55.00	60.00	60.00	60.00
TISSU PAPER PERFUMED 100 PCS.	PKT	115.00	100.00	110.00	105.00	115.00	115.00	115.00
TOILET PAPER ROLL (R.PETEL)	P/ROLL	40.00	40.00	45.00	40.00	45.00	45.00	45.00
BOOT POLISH LIQUID CHEERY BLOSSOM KIWI 75 ML	BOTTLE	160.00	125.00	160.00	135.00	160.00	160.00	160.00
MATCH BOX SMALL	EACH	2.00	2.00	2.50	2.00	2.00	2.00	3.00
DRY CELL 1.5 VOLT(LOCAL)	EACH	20.00	15.00	25.00	25.00	25.00	25.00	25.00
HAND STITCHING NEEDLE M.SIZE	PACKET	5.00	10.00	9.00	10.00	10.00	10.00	10.00
SEWING MACHINE NEEDLE (SINGER)	EACH	6.00	8.00	7.00	11.00	8.60	8.60	5.00
HOUSEHOLD SERVANT FEMALE P/T	P/MNTH	1500.00	1100.00	2250.00	3000.00	1500.00	1200.00	1750.00
MARRIAGE HALL WITH FURNITURE	P/HEAD	105.00	90.00	145.00	150.00	96.67	72.50	110.00
SEPTRAN TABLETS	10TAB.	20.00	19.30	20.00	18.10	19.30	19.30	19.30
BRUFEN TABS 200-MG.	10TAB.	10.00	10.00	10.00	8.90	8.90	8.90	8.90
PANADOL TAB. EXTRA/PLAIN	10TAB.	12.00	12.00	12.00	12.00	12.00	12.00	12.00
DISPRIN TAB.	10TAB.	12.40	12.40	12.50	12.90	12.86	12.86	12.85
TRISIL TAB.	10 TAB	10.00	10.00	10.00	10.00	11.11	11.11	10.00
FLAGYL TAB. 200 MG.	10TAB.	10.00	10.00	10.00	10.00	10.00	10.00	10.00
VENTOLIN TAB. 2MG.	10TAB.	10.00	10.00	10.00	9.90	9.90	9.90	9.90
DAONIL TAB. 5 MG.	10TAB.	17.00	17.00	17.00	16.80	16.83	16.83	17.00

Contd.



### 7.11 Intercity Consumer Prices January, 2018

Description	Unit	Wazirabad	Sialkot	Faisalabad	Jhang	Multan	Muzaffargarh	D.G. Khan
ENTOX TAB.	10TAB.	15.00	10.00	16.00	15.00	15.00	15.00	15.00
RENITEC TAB. 5 MG.	10TAB.	58.50	58.50	58.50	58.80	58.50	58.50	58.50
CAC. 1000 TAB	BOTTLE	124.44	122.00	124.00	124.35	124.44	124.44	124.44
AMOXIL CAPSOLE 250 MG.S	10CAP.	35.00	36.00	36.00	35.70	35.70	35.70	35.70
CALCIUM SYRUP SANDOZ	BOTTLE	64.00	64.00	64.00	64.00	64.00	64.00	64.00
LEDERPLEX SYRUP	BOTTLE	52.74	52.70	39.00	52.75	52.74	52.74	51.00
SANCOS SYRUP (50 ML.)	BOTTLE	30.00	30.00	30.00	30.00	30.00	30.00	30.00
PHENERGAN SYRUP 120 ML.	BOTTLE	34.50	33.00	34.00	33.00	33.00	33.00	33.00
CALPOL SYRUP 60 ML.	BOTTLE	28.00	28.00	28.00	28.00	28.39	28.39	28.00
HYDRYLLIN SYRUP 120 ML.	BOTTLE	69.00	69.00	69.00	69.00	69.00	69.00	69.00
POLYFAX EYE OINTMENT	TUBE	21.00	21.00	21.00	21.00	21.00	21.00	21.00
BETNESOL EYE DROPS	BOTTLE	33.89	33.89	33.00	33.89	33.89	33.89	33.89
EAR DROPS (CARDISPORINE) ***	BOTTLE	21.00	21.00	25.00	25.00	21.00	21.00	23.33
BETNOVATE-N OINTMENT 5 GMS	TUBE	16.67	16.00	16.00	16.00	16.68	16.68	16.00
BURNOL CREAM 30 GRM	TUBE	55.42	55.42	55.42	55.42	55.42	55.42	55.42
VICKS VAPORUB/BALM	BOTTLE	36.00	36.00	36.00	36.00	36.00	36.00	36.00
GLYCRINE SMALL BOTTLE	BOTTLE	17.00	35.00	24.00	30.00	20.00	20.00	20.00
JOUHAR JOSHANDA	PKT.	10.00	8.00	10.00	10.00	10.00	10.00	10.00
GALXOS-D (450 GRMS)	PKT.	157.50	157.50	140.00	157.50	157.50	157.50	157.50
GRIPE-WATER WOODWARDS	BOTTLE	55.00	55.00	60.00	60.00	60.00	60.00	60.00
SANIPLAST ONE PUTTY	EACH	2.00	1.40	2.00	2.00	1.45	1.45	1.40
O.R.S. (NIMCOL)	PKT.	18.00	15.00	18.00	18.00	18.00	18.00	17.00
DETTOL (MEDIUM)	BOTTLE	65.00	100.00	50.00	80.00	80.00	80.00	100.00
COTTON BANDAGE 2" - 4"	EACH	7.00	10.00	8.50	7.50	10.00	10.00	7.00
THERMOMETER CHINA	EACH	35.00	40.00	46.25	40.00	55.83	57.50	50.00
DOCTOR (MBBS) CLINIC FEE	PPAT.	100.00	100.00	250.00	300.00	100.00	100.00	200.00
URINE TEST (DR) CHARGES	P/TEST	100.00	150.00	150.00	60.00	100.00	55.00	100.00
BLOOD TEST (CP) CHARGES	P/TEST	300.00	350.00	387.50	200.00	290.00	225.00	350.00
SUGAR TEST (RANDOM/FASTING BOTH) CHARGES	P/TEST	200.00	200.00	200.00	100.00	130.00	100.00	140.00
ECG CHARGES	P/TEST	200.00	150.00	200.00	200.00	312.50	125.00	300.00
X-RAY (CHEST) CHARGES	P/X-RAY	300.00	200.00	500.00	500.00	250.00	200.00	350.00
CAR SUZUKI 800 CC (W/O. A/C)	EACH	0.00	660000.00	689000.00	742000.00	689000.00	0.00	689000.00
CAR SUZUKI 1000 CC	EACH	0.00	1124000.00	1250000.00	1406000.00	1275000.00	0.00	1275000.00
CAR TOYOTA 1300 CC	EACH	0.00	1661500.00	1782000.00	1912000.00	1822000.00	0.00	4874250.00
CAR HONDA CIVIC	EACH	0.00	2580500.00	0.00	0.00	2510000.00	0.00	0.00
MOTORCYCLE HONDA CD-70.	EACH	63500.00	63500.00	63500.00	63500.00	63500.00	63500.00	63500.00
MOTORCYCLE YAMAHA 100CC.	EACH	79300.00	79300.00	79300.00	79300.00	80000.00	80000.00	79300.00
MOTOR CYCLE HERO 70 CC	EACH	42500.00	45000.00	47500.00	44500.00	47500.00	0.00	42000.00
BICYCLE WITH TYRES & TUBES	EACH	7700.00	7200.00	7600.00	8200.00	7500.00	7500.00	7750.00
TYRE CAR WITH TUBE GENERAL	EACH	3000.00	3000.00	3500.00	3000.00	2750.00	2500.00	2800.00
TYRE MOTOR CYCLE WITHOUT TUBE	EACH	1200.00	1120.00	1300.00	950.00	890.00	890.00	900.00
TYRE CYCLE SPECIFY BRAND NAME	EACH	350.00	350.00	425.00	300.00	350.00	360.00	320.00
TYRE CAR W/O TUBE	EACH	2700.00	3000.00	3200.00	3000.00	2750.00	0.00	2800.00
PETROL SUPER	LITRE	81.53	81.53	81.53	81.53	81.53	81.53	81.53
HIGH SPEED DIESEL HSD	LITRE	89.91	89.91	89.91	89.91	89.91	89.91	89.91
CNG	K.G.	67.50	67.50	67.50	67.50	67.50	67.50	67.50
GAS CYLINDER STAND. SIZE	EACH	1320.00	1430.00	1400.00	1350.00	1320.00	1320.00	1300.00
MOTOR CYCLE SERVICE CHARGES	EACH	300.00	175.00	225.00	270.00	235.00	260.00	250.00
CAR SERVICE CHARGES	EACH	250.00	400.00	312.50	300.00	275.00	275.00	225.00
TYRE PUNCTURE CHARGES	EACH	50.00	100.00	70.00	60.00	70.00	65.00	40.00
CYCLE OVERHAULING CHARGES	EACH	200.00	350.00	275.00	500.00	281.00	290.00	275.00
CAR TAX FOR 800CC TO 1300CC	YEARLY	2650.00	2650.00	2650.00	2650.00	2650.00	2650.00	2650.00
TRAIN FARE ECO. 1-100 KM.	P/KM.	0.68	0.68	0.68	0.68	0.68	0.68	0.68
TRAIN FARE ECO. 101-500 KM.	P/KM.	0.98	0.98	0.98	0.98	0.98	0.98	0.98
TRAIN FARE ECO. > 500 KM.	P/KM.	0.89	0.89	0.89	0.89	0.89	0.89	0.89
TRAIN FARE IST SLP. 1-100KM	P/KM.	2.10	2.10	2.10	2.10	2.10	2.10	2.10
TRAIN FARE IST SLP.101-500 KM	P/KM.	2.59	2.59	2.59	2.59	2.59	2.59	2.59
TRAIN FARE IST SLP. > 500 KM	P/KM.	1.99	1.99	1.99	1.99	1.99	1.99	1.99
TRAIN FARE A/C SLP. 1-100KM.	P/KM.	5.76	5.76	5.76	5.76	5.76	5.76	5.76
TRAIN FARE A/C SLP.101-500KM	P/KM.	4.59	4.59	4.59	4.59	4.59	4.59	4.59
TRAIN FARE A/C SLP > 500KM.	P/KM.	4.16	4.16	4.16	4.16	4.16	4.16	4.16

Contd.

### 7.11 Intercity Consumer Prices January, 2018

Description	Unit	Wazirabad	Sialkot	Faisalabad	Jhang	Multan	Muzaffargarh	D.G. Khan
PLATEFORM TICKET	EACH	10.00	10.00	10.00	10.00	10.00	10.00	10.00
AUTO RICKSHAW FARES	KM/MIN	50.00	60.00	65.00	50.00	30.00	30.00	50.00
FULL TONGA CHARGES	KM/MIN	60.00	60.00	75.00	100.00	49.38	50.00	56.00
TAXI 4 SEATER FARE	KM/MIN	100.00	100.00	60.00	90.00	100.00	100.00	50.00
BUS FARE MIN (WITHIN CITY)	TICKET	9.00	0.00	9.00	0.00	9.00	0.00	0.00
BUS FARE MAX (WITHIN CIT	TICKET	21.00	0.00	21.00	0.00	21.00	0.00	0.00
BUS FARE OUTSIDE CITY	P/KM.	0.86	0.86	0.86	0.86	0.86	0.86	0.86
A/C BUS FARE OUTSIDE CITY	P/KM.	1.45	1.11	1.74	1.63	1.40	1.40	1.40
MINIBUS FARE MIN.WITH IN CITY	TICKET	10.00	0.00	0.00	0.00	11.00	0.00	0.00
MINIBUS FARE MAX.WITH IN CITY	TICKET	10.00	0.00	0.00	0.00	24.00	0.00	0.00
SUZUKI FARE MIN.WITH IN CITY	TICKET	0.00	15.00	15.00	15.00	11.00	0.00	8.00
SUZUKI FARE MAXIMUM W.IN CITY	TICKET	0.00	20.00	27.50	20.00	21.00	0.00	8.00
AIR FARE ECONOMY CLASS.	P/KM.	0.00	19.26	19.26	0.00	19.26	0.00	19.26
POSTAL ENVELOPE DOMESTIC	EACH	8.00	8.00	8.00	8.00	8.00	8.00	8.00
ENVELOPE FOR SAUDI ARABIA	EACH	50.00	50.00	60.00	50.00	50.00	50.00	50.00
POSTAL REGISTRATION CHARGES	EACH	38.00	38.00	38.00	38.00	38.00	38.00	38.00
U.M.S. REG CHARGES MIN.	EACH	59.00	59.00	59.00	59.00	59.00	59.00	59.00
T.C.S. CH. MIN.WITH IN ZONE	EACH	150.00	110.00	180.00	180.00	180.00	180.00	180.00
TELEPHONE CHARGES LOCAL CALL	P/CALL	3.94	3.94	3.94	3.94	3.94	3.94	3.94
TEL CHARGES OUT SIDE CITY	P/CALL	3.94	3.94	3.94	3.94	3.94	3.94	3.94
INTERNET CHARGES	P/HOUR	50.00	25.00	22.50	50.00	20.00	22.50	20.00
MOBILE CELL CHARGES	P/UNIT	3.00	3.06	3.00	3.00	3.00	4.00	3.00
FAX CHARGES (LOCAL)	P/PAGE	30.00	10.00	20.00	30.00	20.00	20.00	15.00
TELEPHONE SET AV. QLTY	EACH	575.00	300.00	475.00	1000.00	775.00	475.00	900.00
MOBILE SET NOKIA/SONY/ERICSON/SAMSUNG WITHOUT CAMERA	EACH	4250.00	2600.00	2200.00	3300.00	3406.67	3560.00	2600.00
T.V. 20" COLORED WEGA H-A21.	EACH	18500.00	20000.00	22500.00	12500.00	23500.00	23500.00	23500.00
T.V 20" COLOR CHINA/KORIA)	EACH	7000.00	13500.00	16900.00	5500.00	15500.00	15500.00	14900.00
V.C.P. PANASONIC/LG/NAT	EACH	0.00	5400.00	5750.00	0.00	0.00	0.00	0.00
DVD/VCD PLAYER PANASONIC/LG	EACH	4100.00	4500.00	4500.00	6000.00	4500.00	4200.00	4000.00
RADIO WITH C.PLAYER NATIONAL	EACH	2500.00	2250.00	2175.00	1250.00	3500.00	0.00	3000.00
PERSONNEL COMPUTER (BRANDED)	EACH	37500.00	35000.00	38820.00	47500.00	48200.00	48200.00	35000.00
VID. CASSETTE BLK. TDK/SONY	EACH	0.00	100.00	150.00	100.00	180.00	170.00	150.00
COM. C.D. (TDK/IMATION)	EACH	35.00	40.00	67.50	50.00	60.00	60.00	60.00
TAPE RECORDER CASSETTE BLANK	EACH	35.00	30.00	65.00	60.00	50.00	42.50	40.00
VIDEO GAME SEGA 16 BYTE	EACH	0.00	1250.00	1500.00	1200.00	1300.00	0.00	1600.00
CINEMA A/C. HIGH CLASS	TICKET	0.00	40.00	250.00	0.00	275.00	0.00	0.00
CINEMA NON-A/C HIGH CLASS	TICKET	0.00	40.00	250.00	30.00	150.00	40.00	35.00
CABLE CHARGES	P/MONTH	300.00	250.00	300.00	300.00	300.00	275.00	350.00
TV.LICENCE FEE DOMESTIC	YEARLY	420.00	420.00	420.00	420.00	420.00	420.00	420.00
ENGLISH BOOK CLASS V1	EACH	73.00	73.00	73.00	73.00	73.00	73.00	73.00
ENGLISH BOOK CLASS IX OR X	EACH	130.00	130.00	130.00	130.00	130.00	130.00	130.00
ENG. BOOK IST.YR COMPLETE SET	EACH	84.00	84.00	84.00	84.00	84.00	84.00	84.00
ENGLISH BOOK BA/B.SC	EACH	178.00	178.00	178.00	178.00	178.00	178.00	178.00
URDU BOOK CLASS V (T.B.BORD)	EACH	55.00	55.00	55.00	55.00	55.00	55.00	55.00
URDU BOOK CLASS IX/X(T.B.B)	EACH	131.00	131.00	131.00	131.00	131.00	131.00	131.00
URDU BOOK IST.YEAR/INTER	EACH	53.00	53.00	53.00	53.00	53.00	53.00	53.00
URDU BOOK BA/B.SC	EACH	140.00	140.00	140.00	140.00	140.00	140.00	140.00
MATHS BOOK CALSS V (T.B.B)	EACH	78.00	78.00	78.00	78.00	78.00	78.00	78.00
MATHS BOOK CLASS IX OR X	EACH	266.00	266.00	266.00	266.00	266.00	266.00	266.00
MATHS BOOK IST.YEAR (T.B.B)	EACH	156.00	156.00	156.00	156.00	156.00	156.00	156.00
PAKISTAN STUDIES BOOK BA/B.SC	EACH	125.00	125.00	125.00	125.00	125.00	125.00	125.00
DAILY "DAWN"	P/COPY	20.00	19.00	20.00	20.00	20.00	20.00	20.00
DAILY "JANG"	P/COPY	13.00	12.00	13.00	13.00	13.00	13.00	13.00
DAILY "NAWA-E-WAQT"	P/COPY	13.00	12.00	13.00	13.00	13.00	13.00	13.00
WEEKLY "AKHBAR-E-JAHAN"	P/COPY	55.00	55.00	60.00	60.00	60.00	60.00	60.00
WEEKLY "MAG"	P/COPY	45.00	45.00	50.00	50.00	50.00	50.00	50.00
MONTHLY "NAUNEHAL DIGEST"	P/COPY	35.00	35.00	35.00	35.00	35.00	35.00	35.00
PAPER FOOLSCAPE (27"x17")	QUIRE	30.00	30.00	45.00	50.00	37.50	33.75	35.00
EXERCISE.BOOK LINED 80/100 PGS	EACH	40.00	80.00	85.00	70.00	32.50	27.50	30.00
PENCILGOLDFISH/DEER	EACH	7.00	7.00	6.00	7.00	6.50	6.00	7.00
PEN INK DOLLOR 57 ML BOTTLE	EACH	20.00	25.00	20.00	20.00	20.00	20.00	20.00

Contd.

### 7.11 Intercity Consumer Prices January, 2018

Description	Unit	Wazirabad	Sialkot	Faisalabad	Jhang	Multan	Muzaffargarh	D.G. Khan
PHOTOSTATE PAPER 70 GM	PRT	380.00	320.00	345.00	320.00	330.00	330.00	370.00
BALL PEN (local)	EACH	5.00	5.00	5.00	10.00	5.83	6.00	7.00
FOUNTAIN PEN HERO/WINGS/CHINA	EACH	40.00	40.00	50.00	60.00	47.00	50.00	50.00
PRIVATE SCHOOL FEE ENGLISH MEDIUM AVERAGE STANDARD (CLASS I)	P/MONTH	1250.00	1000.00	2100.00	1700.00	2258.33	866.67	1300.00
PRIVATE SCHOOL FEE ENGLISH MEDIUM AVERAGE STANDARD (CLASS V)	P/MONTH	1450.00	1200.00	2200.00	1800.00	2541.67	966.67	1350.00
PRIVATE SCHOOL FEE ENGLISH MEDIUM AVERAGE STANDARD (CLASS VI)	P/MONTH	1650.00	1300.00	2400.00	1800.00	2758.33	1183.33	1400.00
PRIVATE SCHOOL FEE ENGLISH MEDIUM AVERAGE STANDARD (CLASS X)	P/MONTH	1850.00	1500.00	2200.00	2000.00	3016.67	1533.33	2250.00
PRIVATE MEDICL COLLEGE FEE MBBS (1ST YEAR)	P/MONTH	0.00	0.00	53500.00	0.00	45166.67	0.00	0.00
PRIVATE ENGINEERING COLLEGE FEE (ISTR YEAR)	P/MONTH	0.00	0.00	4950.00	0.00	16000.00	0.00	0.00
GOVT. COLLEGE FEE 1ST. YEAR	MONTH	50.00	50.00	50.00	50.00	50.00	50.00	50.00
GOVT. COLLEGE FEE 4TH. YEAR	MONTH	60.00	60.00	60.00	60.00	60.00	60.00	60.00
GOVT. UNIVERSITY FEE MSC.	MONTH	77.50	0.00	734.00	180.00	1833.33	0.00	833.00
GOVT. MED. COLLEGE FEE MBBS	MONTH	873.00	0.00	1338.00	0.00	1337.50	0.00	1250.00
GOVT. ENGG. COLL. FEE I YEAR	MONTH	1558.00	0.00	5750.00	0.00	3666.66	0.00	0.00
COACHING FEE FOR CLASS IX/X	P/MONTH	500.00	550.00	1400.00	1200.00	800.00	500.00	500.00
COACHING CHARGES FOR CLASS 1ST YEAR/INTER (SCIENCE)	P/MONTH	1000.00	1900.00	2000.00	2000.00	1200.00	900.00	1500.00
COACHING CHARGES FOR CLASS 1ST YEAR/INTER (COMMERCE)	P/MONTH	1000.00	2400.00	1500.00	2000.00	1133.33	900.00	1000.00
I.T. TUITION FEES	P/MONTH	3900.00	0.00	5800.00	2000.00	3000.00	0.00	2000.00
MBA TUITION FEES	P/MONTH	2000.00	0.00	19000.00	0.00	6907.78	0.00	2000.00
BREAD TANDOORI ST. SIZE	EACH	6.00	7.00	6.00	6.00	6.00	5.50	5.50
COOKED MUTTON (AV. HOTEL)	PLATE	140.00	125.00	190.00	150.00	105.00	135.00	130.00
COOKED BEEF (AV. HOTEL)	PLATE	75.00	60.00	135.00	130.00	80.00	80.00	80.00
COOKED DAL (AV. HOTEL)	PLATE	50.00	40.00	55.00	70.00	40.00	45.00	40.00
CHICKEN BIRYANI FULL/DOUBLE	PLATE	130.00	160.00	150.00	200.00	131.67	100.00	110.00
TEA PREPARED (ORDINARY)	CUP	20.00	20.00	22.50	20.00	20.00	20.00	25.00
HAIRCUT CHARGES FOR MEN	P/CUT	70.00	60.00	70.00	60.00	88.33	75.00	75.00
BEAUTY PORL HAIR STYL CHARGE	P/STY.	300.00	175.00	212.50	300.00	300.00	225.00	275.00
SHAVING CHARGES	PER SHV	40.00	40.00	45.00	30.00	38.33	40.00	45.00
LIPSTICK S.MISS/MEDORA	EACH	120.00	90.00	110.00	130.00	130.00	130.00	130.00
NAIL POLISH S.MISS/MEDORA	EACH	60.00	65.00	105.00	115.00	100.00	100.00	100.00
PERFUME MED.SIZE MEDORA/BROACH	EACH	120.00	180.00	200.00	200.00	120.00	120.00	120.00
HAIR-OIL AMLA/CHAMBELI	BOTTLE	120.00	100.00	120.00	135.00	120.00	120.00	120.00
TOILET SOAP LUX 95 GRAMS	EACH	44.78	38.00	44.00	35.00	36.00	36.00	36.00
TOILET SOAP LIFEBOUY 140 GRM	EACH	51.13	42.00	100.00	47.00	42.00	42.00	42.00
TOILET SOAP SAFEGUARD BATH SIZE	EACH	50.00	50.00	50.00	50.00	50.00	50.00	50.00
TOOTHPASTE MACKLINES 70 GRM	EACH	50.00	50.00	65.00	50.00	50.00	50.00	50.00
TOOTHPAST MED SIZE CLGATE 70 GMS	EACH	63.47	70.00	82.50	75.00	68.00	68.00	68.00
TOOTHBRUSH SHEILD APLAUQUE	EACH	50.00	40.00	75.00	60.00	30.00	25.00	35.00
TOOTHPOWDER DENTONIC 90 GRM	EACH	30.00	35.00	33.50	32.00	35.00	35.00	35.00
HAIR-COLOUR BEGIN (6 GMS)	EACH	110.00	100.00	100.00	120.00	110.00	110.00	120.00
HAIR COLOUR (KALAKOLA)	BOTTLE	140.00	120.00	120.00	130.00	130.00	130.00	130.00
FACECREAM PONDS (MEDIUM)	EACH	120.00	105.00	110.00	120.00	120.00	120.00	120.00
TALC POWDER VICE ROAY,B.CAT	EACH	155.00	120.00	155.00	155.00	165.00	165.00	160.00
BLADE TREET ORDINARY 10'S	PKT.	40.00	40.00	30.00	30.00	30.00	30.00	35.00
BLADE 7-O-CLOCK STAIN. 5'S	PKT.	35.00	30.00	32.50	35.00	35.00	35.00	40.00
SHAMPOO SUNSILK/PAINTIN 100 ML	BOTTLE	110.00	110.00	99.00	100.00	110.00	110.00	110.00
BEAUTY CREAM (FAIR & LOVELY)	EACH	200.00	99.00	75.00	200.00	200.00	200.00	130.00
HAIR REMOVING CREAM (EU-CREAM)	TUBE	70.00	65.00	60.00	70.00	65.00	65.00	65.00
GEL MEDIUM SIZE	BOTTLE	80.00	65.00	95.00	125.00	100.00	100.00	155.00
DISPOSABLE RAZOR GILLET-II	EACH	40.00	45.00	40.00	45.00	40.00	40.00	45.00
SHAVING CREAM TOUCH-ME/ADM.	EACH	70.00	60.00	55.00	85.00	70.00	70.00	70.00
GOLD TEZABI 24 CT	10 GM.	48310.00	49040.00	48870.00	48697.00	48440.00	48440.00	48782.00
SILVER TEZABI 24 CT	10 GM.	720.00	775.00	715.00	746.00	730.00	730.00	720.00
ARTIFICIAL JEWELLARY SET	SET	900.00	200.00	575.00	450.00	656.25	575.00	575.00
WRIST WATCH GENTS CITIZEN (ORIGINAL) ***	EACH	2500.00	2400.00	5250.00	5000.00	2500.00	2600.00	2500.00
WRIST WATCH LADIES CITIZEN (ORIGINAL) ***	EACH	2400.00	2400.00	5250.00	5000.00	2500.00	0.00	2500.00
WALL CLOCK QUARTZ AV.QLTY	EACH	500.00	400.00	537.50	1000.00	400.00	325.00	550.00
SUITCASE REXIN (24"x16"x6")	EACH	1400.00	1200.00	1250.00	1500.00	775.00	775.00	1200.00
TRUNK MEDIUM SIZE ***	EACH	1500.00	1500.00	1550.00	1400.00	1191.67	1325.00	1500.00
PURSE LADIES (LEATHER) AVERAGE QUALITY	EACH	900.00	500.00	550.00	1000.00	1266.67	1300.00	550.00

### 7.11 Intercity Consumer Prices January, 2018

Description	Unit	Vehari	Sargodha	Mianwali	Bahawal-pur	Bahawal-nagar	R.Y. Khan
WHEAT	10 KG.	325.00	325.00	380.00	344.00	322.50	335.00
WHEAT FLOUR FINE/SUPERIOR.	KG.	40.00	40.00	40.00	40.00	40.00	40.00
WHEAT FLOUR AVG. QLTY	KG.	38.00	38.00	38.00	37.50	38.00	39.00
WHEAT FLOUR BAG	10 KG.	380.00	350.00	370.00	380.00	370.00	340.00
MAIDA	KG.	47.50	52.50	50.00	50.00	50.00	50.00
SUJI	KG.	47.50	52.50	50.00	50.00	50.00	50.00
BESAN AV. QLTY.	KG.	135.00	135.00	120.00	135.00	120.00	120.00
RICE BASMATI SUP. QLTY.	KG.	130.00	125.00	130.00	125.00	140.00	150.00
RICE BASMATI 385/386	KG.	67.50	72.50	80.00	95.00	80.00	80.00
RICE BASMATI BROKEN AV.QLTY	KG.	87.50	60.00	80.00	55.00	60.00	80.00
RICE IRRI-6 (SINDH/PUNJAB)	KG.	40.00	60.00	50.00	47.50	50.00	40.00
VERMICELLI	KG.	80.00	75.00	120.00	85.00	80.00	90.00
BREAD PLAIN MEDIUM SIZE	EACH	65.00	45.00	40.00	45.00	40.00	40.00
RUSK (PAPAY)	KG.	200.00	210.00	200.00	220.00	230.00	200.00
BISCUITS-PACKED	PKT	40.00	35.00	40.00	35.00	40.00	35.00
BISCUIT-BAKERY (LOOSE)	250 GM	90.00	80.00	80.00	100.00	80.00	85.00
CORNFLAKS FAUJI 225 GM.	PKT	180.00	220.00	220.00	180.00	180.00	171.00
SAMOSAS (VEGATABLE)	EACH	15.00	17.50	20.00	10.00	20.00	17.00
PASTRY AV.QLTY.	EACH	40.00	30.00	30.00	40.00	30.00	35.00
PATTIES (VEGATABLES)	EACH	17.50	30.00	30.00	20.00	25.00	25.00
NIMCO	250 GM	80.00	60.00	80.00	60.00	80.00	80.00
CHIPS	250 GM	65.00	100.00	40.00	70.00	60.00	100.00
BEEF WITH BONE AV.QLTY.	KG	310.00	350.00	320.00	325.00	310.00	270.00
MUTTON AV.QLTY.	KG	625.00	750.00	600.00	675.00	650.00	560.00
CHICKEN FARM BROILER (LIVE)	KG	177.50	155.00	155.00	174.00	140.00	164.00
FISH-RAHU MEDIUM SIZE	KG	295.00	200.00	350.00	290.00	270.00	300.00
MILK FRESH (UNBOILED)	LTR.	70.00	70.00	70.00	67.50	70.00	70.00
CURD	KG.	80.00	90.00	80.00	80.00	80.00	85.00
MILK TETRA PACK 1/2 LTR.	PKT.	70.00	70.00	60.00	65.00	65.00	65.00
LACTOGEN 400 GRAMS	PKT.	460.00	455.00	440.00	460.00	440.00	450.00
POWDER MILK NIDO 400GM.	PKT	399.74	379.50	380.00	379.50	390.00	360.00
MILK POWDER LOOSE/PACKED	KG.	450.00	550.00	450.00	475.00	550.00	480.00
BUTTER LOCAL PACKED	50 GM.	35.00	40.00	50.00	70.00	21.42	30.00
EGGS FARM	DOZ	106.00	104.00	105.00	116.00	100.00	120.00
MUSTARD OIL AV.QLTY.	KG.	165.00	170.00	200.00	170.00	160.00	180.00
COOKING OIL (DALDA)	2.5LTR	475.00	475.00	475.00	475.00	475.00	465.00
COOKING OIL (PAKWAN) OTHER BRAND SPECIFY	2.5 LTR	475.00	470.00	400.00	395.00	450.00	433.00
VEGETABLE GHEE TIN	2.5KG.	455.00	470.00	475.00	470.00	470.00	460.00
VEGETABLE GHEE (LOOSE)	KG.	182.00	135.00	130.00	150.00	140.00	150.00
DATES AV.QLTY.	KG.	190.00	155.00	180.00	155.00	200.00	180.00
PISTACHIO AV.QLTY.	50 GM.	122.50	120.00	120.00	105.00	120.00	110.00
ALMONDS WHOLE AV.QLTY.	KG.	675.00	600.00	500.00	675.00	800.00	650.00
COCONUT DRY AV.QLTY.	KG.	400.00	390.00	400.00	272.50	440.00	400.00
RAISINS AV.QLTY.	50 GM.	22.50	20.00	30.00	23.00	20.00	20.00
GROUNDNUTS (WITH SHELL)	KG.	190.00	260.00	280.00	230.00	200.00	190.00
MALTA/MOSAMBI	DOZ	125.00	100.00	90.00	110.00	165.00	120.00
KINNU	DOZ	115.00	60.00	100.00	110.00	100.00	100.00
APPLE	KG	145.00	120.00	140.00	135.00	145.00	120.00
ALOO BUKHARA	KG	0.00	0.00	0.00	0.00	0.00	0.00
POMEGRANATE (ANNAR)	KG	200.00	275.00	200.00	225.00	200.00	200.00
GRAPES	KG	0.00	0.00	0.00	0.00	0.00	0.00
BANANAS	DOZ	55.00	50.00	90.00	65.00	50.00	60.00
MANGO KALMI	KG	0.00	0.00	0.00	0.00	0.00	0.00
GUAVA	KG	65.00	60.00	85.00	75.00	80.00	50.00
WATERMELON (TURBOOZ)	KG	0.00	0.00	0.00	0.00	0.00	0.00
MUSKMELON (KHARBOOZA)	KG	0.00	0.00	0.00	0.00	0.00	0.00
SWEETMELON (GARMA)	KG	0.00	0.00	0.00	0.00	0.00	0.00
PULSE MASOOR (WHOLE)	KG.	100.00	115.00	140.00	105.00	115.00	80.00
PULSE MASOOR (WASHED)	KG.	105.00	155.00	160.00	110.00	100.00	75.00
PULSE MOONG (WASHED)	KG.	105.00	100.00	100.00	110.00	120.00	100.00
PULSE MASH (WASHED)	KG.	235.00	195.00	160.00	145.00	120.00	130.00

Contd.

### 7.11 Intercity Consumer Prices January, 2018

Description	Unit	Vehari	Sargodha	Mianwali	Bahawalpur	Bahawalnagar	R.Y. Khan
PULSE GRAM	KG.	135.00	105.00	120.00	120.00	112.50	105.00
GRAM WHOLE BLACK AV.QLTY.	KG.	120.00	120.00	100.00	110.00	100.00	100.00
GRAM WHOLE YELLOW AV.QLTY	KG.	210.00	175.00	180.00	175.00	200.00	210.00
BEANS (LAL LOBIA)	KG.	190.00	145.00	160.00	157.50	160.00	150.00
POTATOES	KG	30.00	25.00	30.00	30.00	20.00	30.00
ONION	KG	50.00	50.00	65.00	55.00	50.00	50.00
TURNIP	KG	30.00	27.50	30.00	32.50	25.00	35.00
RADISH	KG	22.50	15.00	10.00	27.50	27.50	30.00
TOMATOES	KG	40.00	40.00	80.00	45.00	40.00	50.00
CABBAGE	KG	30.00	60.00	50.00	42.50	40.00	40.00
CAULIFLOWER	KG	40.00	47.50	37.50	42.50	30.00	50.00
BRINJAL	KG	60.00	80.00	40.00	52.50	60.00	50.00
PUMPKIN	KG	0.00	0.00	0.00	0.00	0.00	0.00
BOTTLEGOURD	KG	0.00	0.00	0.00	0.00	0.00	0.00
LADY FINGER	KG	0.00	0.00	0.00	0.00	0.00	0.00
PEAS	KG	45.00	40.00	60.00	55.00	40.00	60.00
SPINACH	KG	10.00	27.50	21.25	27.50	20.00	15.00
TINDA	KG	0.00	0.00	0.00	0.00	0.00	0.00
TURAI	KG	0.00	0.00	0.00	0.00	0.00	0.00
KARAILA	KG	0.00	0.00	0.00	0.00	0.00	0.00
ARVI	KG	0.00	0.00	0.00	0.00	0.00	0.00
CHILLIES GREEN	KG	120.00	150.00	120.00	125.00	140.00	100.00
CARROT	KG	20.00	27.50	30.00	32.50	20.00	30.00
COCUMBER (KHEERA)	KG	45.00	50.00	60.00	50.00	60.00	60.00
LEMON	250GM	22.50	20.00	20.00	22.50	22.50	30.00
SUGAR REFINED	KG.	53.00	52.00	52.00	53.00	52.00	50.00
GUR AV.QLTY	KG.	77.50	80.00	100.00	57.50	70.00	70.00
HONEY LANGANESE 500 GM.	BOTTLE	1090.00	920.00	960.00	1140.00	950.00	800.00
MILO 200 GM.	BOTTLE	280.00	220.00	230.00	240.00	218.18	195.00
CUSTARD POWDER RAFHAN 300 GM.	PKT	80.00	80.00	80.00	80.00	80.00	80.00
TOFFEE (HILAL)	EACH	2.00	2.00	1.00	1.00	2.00	2.00
CHOWKELATE CANDY (SMALL SIZE)	EACH	5.00	5.00	6.00	5.00	5.00	5.00
SWEETMEAT (MIXED)	KG	330.00	290.00	320.00	390.00	280.00	380.00
ICE CREAM WALLS	CUP.	45.00	45.00	45.00	45.00	45.00	45.00
ICE	KG	7.50	10.00	5.00	8.50	10.00	5.00
JAM AHMED/MITCHELLES	BOTTLE	140.00	135.00	130.00	140.00	140.00	130.00
SQUASH-MITCHELLES	BOTTLE	147.50	175.00	160.00	165.00	165.00	165.00
ROOH AFZA	BOTTLE	170.00	180.00	170.00	170.00	170.00	170.00
JAM-E-SHIREEN	BOTTLE	180.00	180.00	180.00	180.00	180.00	180.00
SAUNF	50 GM	17.50	15.00	20.00	22.00	20.00	15.00
CINAMON LOOSE AV. QLTY	50 GM.	22.50	30.00	20.00	20.00	35.00	25.00
CUMINSEED WHITE NATIONAL	50 GM.	70.00	70.00	52.00	70.00	55.00	70.00
PEPPER BLACK NATIONAL	50 GM.	110.00	110.00	100.00	110.00	110.00	110.00
CLOVES LOOSE AV.QLTY	50 GM.	95.00	120.00	100.00	105.00	100.00	80.00
CARDAMOM LARGE LOOSE AV.QLTY	50 GM.	120.00	190.00	120.00	140.00	130.00	140.00
CARDAMOM SMALL AV.QLTY	50 GM.	142.50	110.00	120.00	115.00	120.00	110.00
SALT-POWDERED (LAHORI) LOOSE	KG.	12.00	10.00	10.00	12.00	10.00	10.00
SALT POWDERED (NATIONAL/SHAN)	PKT	25.00	25.00	25.00	25.00	25.00	25.00
CHILLIES POWD.NATIONAL 200GM	PKT	120.00	120.00	105.00	120.00	105.00	120.00
CHILLIES POWDER LOOS	KG.	230.00	280.00	320.00	225.00	240.00	270.00
CORRIANDER SEED POWD.NATIONAL	PKT	104.00	104.00	104.00	104.00	104.00	104.00
CORRIANDER SEED (LOOSE)	KG.	275.00	290.00	280.00	275.00	240.00	200.00
TURMERIC POWD.NATIONAL 50GM	PKT.	56.00	35.00	35.00	35.00	35.00	35.00
CURRY POWD. NATIONAL 200 GM	PKT.	87.00	87.00	87.00	87.00	86.00	86.00
TOMATO KETCHUP AHMED/MITCHL	BOTTLE	105.00	95.00	90.00	95.00	120.00	120.00
PICKLES AHMED/MITCHELLES	BOTTLE	130.00	107.50	110.00	120.00	120.00	120.00
VINEGAR SYNTHETIC (SIRKA)	BOTTLE	85.00	50.00	70.00	85.00	90.00	85.00
GARLIC	KG	145.00	150.00	140.00	155.00	150.00	180.00
GINGER	KG	140.00	150.00	200.00	170.00	135.00	150.00
TAPAL DANEDAR TEA 200GM PACKET	PKT	178.94	183.16	170.00	178.95	178.95	170.00
TEA LIPTON YELLOW LABEL 200GM.	PKT.	178.94	179.00	195.00	179.00	178.95	190.00

Contd.

### 7.11 Intercity Consumer Prices January, 2018

Description	Unit	Vehari	Sargodha	Mianwali	Bahawal- pur	Bahawal- nagar	R.Y. Khan
TEA LOOSE KENYA AV.QLTY 250GM.	PKT.	170.00	185.00	180.00	162.50	150.00	150.00
COFFEE-NESCAFE 75 GM. **	BOTTLE	350.00	365.00	320.00	330.00	350.00	330.00
COLD DRINK (STANDARD SIZ)	BOTTLE	25.00	25.00	25.00	25.00	25.00	25.00
FRUIT JUICE TETRA PACK	PKT.	20.00	22.50	20.00	15.00	20.00	20.00
MINERAL WATER NESTLE 1.5 LTR	BOTTLE	55.00	50.00	50.00	53.00	50.00	50.00
CIGARETTES K-2 10'S **	PKT	65.00	50.00	0.00	48.00	60.00	50.00
CIGARETTES CAPSTAN 10'S **	PKT	50.00	50.00	50.00	48.00	50.00	50.00
CIGARETTES GOLD LEAF 20'S	PKT	135.00	137.50	135.00	135.00	140.00	140.00
CIGARETTES MORVEN GOLD 20'S	PKT	50.00	50.00	50.00	48.00	50.00	50.00
BETEL LEAVES	50GM.	80.00	85.00	80.00	105.00	75.00	100.00
BETEL NUTS	KG.	1600.00	1400.00	360.00	1200.00	1200.00	700.00
LONG CLOTH 57" GUL AHMED/AL-KARAM	METER	210.00	245.00	200.00	180.00	365.00	290.00
SHIRTING AV.QLTY.	METER	200.00	150.00	150.00	115.00	200.00	240.00
PANT CLOTH W & WEAR AV.QLTY	METER	575.00	550.00	400.00	525.00	600.00	500.00
LAWN PRINTED GUL AHMED/AL-KARAM	METER	355.00	360.00	200.00	383.50	380.00	370.00
GEORGETTE AV.QLTY	METER	325.00	135.00	105.00	110.00	250.00	300.00
LINEN AV.QLTY ***	METER	247.50	150.00	140.00	125.00	280.00	300.00
HEAVY WT SUITING LAWERNCPUR AVG QLTY	METER	1200.00	950.00	950.00	1875.00	1500.00	1500.00
HEAVY WT SUITING LAWERNCPUR SUP QLTY	METER	1950.00	1350.00	1200.00	2625.00	2000.00	1800.00
TROPICAL SUITING LAW.PUR	METER	1000.00	1100.00	950.00	1620.00	1400.00	1200.00
PANT BOY 24"/26" LENGTH.	EACH	655.00	450.00	350.00	462.50	650.00	500.00
SHIRT BOY 24"/26" LENGTH	EACH	500.00	325.00	300.00	387.50	490.00	500.00
SCHOOL UNI. PANT,SHIRT BOYS	SUIT	525.00	550.00	600.00	725.00	1000.00	1000.00
SCHOOL UNI. KAMEEZ,SHAL.BOYS	SUIT	500.00	475.00	600.00	725.00	950.00	700.00
SCHOOL UNI. KAMEEZ,SHAL.GIRL	SUIT	525.00	475.00	700.00	687.50	950.00	850.00
FROCK W/WEAR GIRLS	EACH	1200.00	1350.00	1000.00	3450.00	1600.00	1000.00
AWAMI-SUIT W & W(BOY) 24"/26	SUIT	1050.00	750.00	1400.00	775.00	1600.00	1550.00
AWAMI-SUIT W&W (GENTS)AV.QLTY	SUIT	1325.00	2275.00	1400.00	1150.00	2000.00	1600.00
PULLOVER GENTS OXFORD/BON.	EACH	3000.00	3430.00	2300.00	3350.00	3690.00	3430.00
PULLOVER LADIES OXFORD/BON.	EACH	3000.00	2450.00	2300.00	2500.00	3430.00	3080.00
PULLOVER (GENTS) OTHERS A.QTY	EACH	810.00	950.00	800.00	1050.00	1600.00	900.00
SECOND-HAND COAT FOR MEN	EACH	237.50	275.00	420.00	1150.00	950.00	550.00
SECONDHAND SWEETER FOR MEN DUP QLTY	EACH	225.00	275.00	150.00	425.00	500.00	180.00
SECONDHAND WINTER JACKET	EACH	375.00	375.00	300.00	650.00	800.00	350.00
UNDERWEAR AV.QLTY MEDIUM SIZE	EACH	105.00	120.00	150.00	110.00	200.00	225.00
VEST FOR MEN AV.QLTY.	EACH	115.00	125.00	170.00	187.50	220.00	230.00
VEST/SHAMEEZ (WOMEN) AVG. QLTY	EACH	137.50	100.00	150.00	175.00	225.00	175.00
SOCKS NYLON (PAKISTANI)	PAIR	95.00	110.00	120.00	115.00	120.00	125.00
BRASSIER AV.QLTY.	EACH	137.50	135.00	200.00	160.00	240.00	245.00
BRASSIER SUP QLTY	EACH	250.00	540.00	600.00	387.50	650.00	650.00
DOPATTA GEORGETTE AV.QLTY.	EACH	425.00	275.00	200.00	337.50	500.00	500.00
DOPATTA COTTON AV QLTY	EACH	245.00	250.00	180.00	350.00	400.00	300.00
CHADDAR (W/WEAR) (2x2.5 MTR)	EACH	575.00	375.00	300.00	425.00	650.00	500.00
LUNGI/DHOTI(COTTON) AVG. QLTY	EACH	300.00	275.00	300.00	287.50	400.00	400.00
HANDKERCHIEF AVG. QLTY PAK	EACH	50.00	40.00	50.00	32.50	60.00	40.00
HANDKERCHIEF SUP. QLTY PAK	EACH	100.00	80.00	60.00	100.00	100.00	60.00
GLOVES AV QLTY	PAIR	95.00	120.00	115.00	115.00	165.00	225.00
AZARBAND COTTON AVG. QLTY	EACH	27.50	17.50	15.00	17.50	15.00	15.00
SEWING THREAD/REEL(ASLI PARI)	EACH	7.00	6.50	6.00	5.00	6.00	6.00
WASHING CHARGES PAINT & SHIRT	SUIT	95.00	180.00	150.00	125.00	70.00	90.00
DRY CLEANING SUIT COAT PANT	SUIT	350.00	425.00	392.50	487.50	400.00	600.00
WASHING CH. (KAMIZ-SHALWAR)	PAIR	85.00	100.00	70.00	100.00	60.00	90.00
TAILORING SHIRT	EACH	475.00	400.00	300.00	525.00	500.00	600.00
TAILORING CHARGES PANT (MEN)	EACH	900.00	850.00	500.00	725.00	900.00	800.00
TAILORING COAT-PANT SUIT	SUIT	6500.00	4000.00	3050.00	7250.00	5000.00	4500.00
TAILORING AWAMI-SUIT (MALE)	SUIT	575.00	600.00	500.00	675.00	800.00	800.00
TAILORING SUIT FEMALE	SUIT	525.00	750.00	300.00	600.00	600.00	600.00
GENTS SHOES PAUL BATA	PAIR	1199.00	1299.00	1199.00	1199.00	1199.00	1199.00
GENTS SANDAL BATA	PAIR	699.00	699.00	699.00	699.00	699.00	699.00
GENTS SPOUNG CHAPPAL BATA	PAIR	199.00	199.00	199.00	199.00	199.00	199.00
LADIES SANDAL BATA	PAIR	499.00	499.00	499.00	499.00	499.00	499.00

Contd.

### 7.11 Intercity Consumer Prices January, 2018

Description	Unit	Vehari	Sargodha	Mianwali	Bahawalpur	Bahawalnagar	R.Y. Khan
LADIES SPOUNG CHAPPAL BATA	PAIR	179.00	179.00	179.00	179.00	179.00	179.00
CHILD SHOE POWER LITE BATA	PAIR	599.00	599.00	599.00	599.00	599.00	599.00
GENTS SHOE, ART 1109 SERVICE	PAIR	999.00	999.00	999.00	999.00	999.00	999.00
NYLON JOGGER 27 SIZE 2-5 ***	PAIR	1299.00	1299.00	1299.00	1299.00	1299.00	1299.00
CHINA FOOT WEAR AV. QLTY (MALE) *	PAIR	675.00	600.00	400.00	1150.00	500.00	500.00
CHINA FOOT WEAR AV. QLTY (FEMALE) *	PAIR	475.00	550.00	400.00	1150.00	400.00	400.00
CHINA FOOT WEAR AV. QLTY (CHILDREN) *	PAIR	387.50	425.00	400.00	875.00	400.00	400.00
SHOE REPAIR HALF SOLE	PAIR	65.00	150.00	80.00	110.00	100.00	100.00
SHOES POLISH CHARGES AVERAGE SHOP	PAIR	20.00	20.00	15.00	20.00	25.00	25.00
HOUSE RENT (combined)	MONTH	6459.20	6675.00	5430.77	9141.46	5105.96	4923.68
rent 2	pm	6459.20	6675.00	5430.77	9141.46	5105.96	4923.68
RENT3	PM	6459.20	6675.00	5430.77	9141.46	5105.96	4923.68
RENT4	PM	6459.20	6675.00	5430.77	9141.46	5105.96	4923.68
RENT5	PM	6459.20	6675.00	5430.77	9141.46	5105.96	4923.68
RENT6	PM	6459.20	6675.00	5430.77	9141.46	5105.96	4923.68
SYNTHETIC ENEMAL ROBIALAC BALTI 3.64 LTR.	EACH	2483.00	2265.00	1700.00	2483.00	2262.00	2361.00
SYNTHETIC ENEMAL ICI BALTI 3.64 LTR.	EACH	2414.00	2350.00	1975.00	2414.00	2191.00	2414.00
CEMENT (LOCAL) SPECIFY BRAND NAME	BAG	505.00	490.00	500.00	510.00	510.00	500.00
BRICKS (NEW) IST CLASS	P/1000	5250.00	7350.00	5800.00	5900.00	4800.00	6500.00
CEMENT BLOCKS (6"x8"x12")	P/100	0.00	0.00	0.00	0.00	0.00	3500.00
BAJREE	100CFT	6000.00	4350.00	3000.00	5900.00	6000.00	6200.00
SAND (BLACK PIT SAND)	K100CFT	1900.00	1650.00	2500.00	2500.00	2000.00	2000.00
TIMBER SHESHAM LOG IST QUALITY	cubmt.	51502.00	63566.00	52000.00	49440.50	56501.00	56494.00
IRON BAR (M.S. BAR) 1/2"	P/TON	87500.00	77500.00	80000.00	86250.00	80000.00	79000.00
CARPANTER WAGE RATE	P/DAY	800.00	1200.00	1200.00	675.00	750.00	900.00
MASON (RAJ) WAGE RATE	P/DAY	800.00	1200.00	1200.00	900.00	800.00	1000.00
UNSKILLED LABOUR WAGE RATE	P/DAY	425.00	700.00	600.00	525.00	425.00	500.00
PLUMBER WAGE RSTE	P/DAY	800.00	1200.00	1200.00	725.00	800.00	900.00
ELECTICIAN WAGE RATE PER DAY **	P/DAY	800.00	1100.00	1200.00	0.00	700.00	0.00
ELECTICIAN WAGE RATE PER POINT **	P/PNT	80.00	135.00	75.00	110.00	100.00	100.00
WATER CHARGES PER HOUSE	P/MONTH	50.00	125.00	100.00	60.00	100.00	70.00
ELECT.CHARGES UPTO 50 UNITS	P/UNIT	2.00	2.00	2.00	2.00	2.00	2.00
ELECT.CHARGES 01 - 100 UNIT	P/UNIT	6.18	6.18	6.18	6.18	6.18	6.18
ELECT.CHARGES 101 - 300 UNIT	P/UNIT	9.54	9.54	9.54	9.54	9.54	9.54
ELECT.CHARGES 301 - 1000 UNIT	P/UNIT	16.39	16.39	16.39	16.39	16.39	16.39
ELECT.CHARGES ABOVE 1000 UNIT	P/UNIT	18.39	18.39	18.39	18.39	18.39	18.39
ELEC	PM	10.50	10.50	10.50	10.50	10.50	10.50
GAS CHRg upto 3.3719 MMBTU	MMBTU	128.70	128.70	0.00	128.70	128.70	128.70
GAS CHRg 3.3719 - 6.7438 MMBTU	MMBTU	257.40	257.40	0.00	257.40	257.40	257.40
GAS CHRg 6.7438 - 10.1157 MMBTU	MMBTU	257.40	257.40	0.00	257.40	257.40	257.40
GAS CHRg10.1157 - 13.4876 MMBTU	MMBTU	702.00	702.00	0.00	702.00	702.00	702.00
GAS	PM	702.00	702.00	0.00	702.00	702.00	702.00
GAS	PM	409.50	409.50	0.00	409.50	409.50	409.50
KEROSENE OIL	LTR	110.00	90.00	100.00	110.00	110.00	100.00
FIREWOOD WHOLE	40 KG.	490.00	550.00	400.00	625.00	600.00	550.00
CHAIR SHESHAM WOOD WITH ARMS **	EACH	2450.00	3500.00	2000.00	2900.00	3425.00	1500.00
CHAIR PLASTIC (CHAIRMAN) AVERAGE QUALITY	EACH	650.00	1100.00	850.00	1450.00	850.00	850.00
TABLE SHESHAM WOOD (4X2X5") ***	EACH	3350.00	4500.00	3600.00	7800.00	13000.00	6000.00
SOFASET WOODEN WITH FOAM SEAT **	SET	17500.00	18000.00	15000.00	30000.00	17500.00	20000.00
COT IRON (WITH NIWAR)AV.QLTY.	EACH	1550.00	2100.00	2000.00	3900.00	2400.00	2500.00
ALMIRAH (STEEL) 6'X3' 20 GUAGE	EACH	14250.00	12750.00	8500.00	14500.00	12000.00	8000.00
DINNING TABLE 6 CHAIRS A.QLTY	SET	30000.00	26500.00	14000.00	33000.00	26000.00	30000.00
SINGLE BED WITHOUT FOAM MED.	EACH	6250.00	6250.00	4000.00	9250.00	7000.00	7000.00
MATRESS SINGLE(4"THICK)	EACH	5800.00	5500.00	4500.00	5700.00	6300.00	6000.00
FARSHI DARI 12'X9' AV.QLTY	EACH	1275.00	1350.00	1500.00	1950.00	1500.00	1350.00
DARI COTTON (6'x2 1/2") AV.QL	EACH	475.00	550.00	725.00	1550.00	1000.00	450.00
CARPET PLAIN AV. QLTY	SQFT.	25.00	37.50	60.00	27.50	44.00	45.00
QUILT (LIHAF) 3 KG. COTTON	EACH	950.00	1750.00	1400.00	1450.00	1350.00	750.00
BLANKET (90" x 54")	EACH	4750.00	5750.00	3500.00	4900.00	4525.00	4000.00
BEDSHEET SINGLE BED SUP.QLTY	EACH	625.00	800.00	600.00	1450.00	750.00	500.00
BED SHEET DOUBLE WITH TWO PILLOW COVERS SUP QLTY	SET	1225.00	1550.00	900.00	2250.00	2500.00	1800.00

Contd.

### 7.11 Intercity Consumer Prices January, 2018

Description	Unit	Vehari	Sargodha	Mianwali	Bahawal-pur	Bahawal-nagar	R.Y. Khan
TOWEL(3'x2') AV. QALTY	EACH	285.00	235.00	300.00	187.50	500.00	300.00
CEILING FAN 48" SUPER QLTY **	EACH	3000.00	3800.00	3350.00	3100.00	3695.00	3600.00
PEDESTAL FAN 22" SUPER QLTY	EACH	4500.00	4900.00	4000.00	4600.00	5160.00	4600.00
REFG. DAWLENCE 10 CFT. D.DOOR	EACH	32800.00	30500.00	28500.00	31200.00	35600.00	31000.00
D-FREEZER WAVES 8 CFT.	EACH	34300.00	31500.00	28500.00	31500.00	31650.00	28500.00
AIRCONDITIONER 1.5 TON PEL	EACH	35000.00	35000.00	41000.00	38500.00	38500.00	41000.00
SPLIT AIR CONDITIONER 1.5 TON (SPECIFY BRAND NAME)	EACH	49900.00	42000.00	41000.00	51700.00	45000.00	45000.00
AIRCOOLER SUPER ASIA	EACH	14800.00	15500.00	10000.00	15300.00	15000.00	11500.00
WASHING MACHINE SINGER	EACH	15600.00	18500.00	15000.00	17000.00	15850.00	17000.00
SEWING MACHINE(SINGER)	EACH	6450.00	7400.00	5210.00	6900.00	6200.00	7400.00
GIZER LARGE SIZE 30 GALLON CAPACITY SUP QLTY	EACH	23000.00	19500.00	14800.00	19500.00	18500.00	17150.00
GAS BURNER DOUBLE SPFY.BRAND	EACH	1650.00	1900.00	1550.00	1750.00	2200.00	2000.00
ELECT. IRON PHILIPS MDL.1120	EACH	2250.00	2500.00	1600.00	1400.00	2000.00	2200.00
ELECTRIC JUICER FOR APPLE	EACH	8750.00	4350.00	6500.00	4800.00	6000.00	4500.00
S.STEEL DEGHCHI MEDIUM SIZE ***	EACH	750.00	475.00	525.00	1150.00	630.00	670.00
ALUMINIUM COOKING PAN (DEGCHI) MED SIZE	EACH	625.00	500.00	500.00	1050.00	1600.00	1630.00
NON STICK COOKING PAN (DEGCHI) SUP. QLTY	EACH	1000.00	875.00	800.00	2100.00	1800.00	1830.00
FRYING PAN STEEL AVG. QLTY MED. SIZE	EACH	350.00	310.00	350.00	700.00	600.00	630.00
TAWA IORN (MEDIUM SIZE) AVG. QLTY	EACH	355.00	255.00	350.00	350.00	350.00	260.00
S.STEEL PLATE A.QLTY.(M.SIZE)	EACH	77.50	70.00	90.00	95.00	85.00	85.00
TABLE SPOON S.STEEL SUP.QLTY.	DOZEN	525.00	550.00	300.00	587.50	550.00	380.00
WATER SET JUG+6 GLASSES (OMROC)	SET	600.00	500.00	600.00	675.00	440.00	480.00
TEA SET PAK. CHINAWARE 21 PCS.	SET	2400.00	2400.00	1500.00	2300.00	2100.00	2700.00
DINNER SET PLASTIC 72 PIECES SUPERIOR QLTY	SET	5800.00	6450.00	7000.00	7250.00	8000.00	7600.00
HOTPOT SET PLASTIC 3 PCS.	SET	1525.00	1450.00	1200.00	2050.00	1400.00	1450.00
BUCKET(BALT) PLASTIC MED.SIZ	EACH	325.00	390.00	300.00	462.50	400.00	260.00
LOTA PLASTIC (MED SIZE) AVERAGE QUALITY	EACH	80.00	50.00	70.00	75.00	80.00	55.00
PRESURE COOKER 4 LTR.	EACH	1800.00	1350.00	1225.00	2100.00	1680.00	1750.00
WATER COOLER 9/10 LTR.PLASTIC ***	EACH	675.00	675.00	800.00	975.00	1000.00	550.00
THERMOS STARVAC 1 LTR	EACH	500.00	475.00	400.00	600.00	550.00	500.00
BULB PHILIPS 100-WATTS	EACH	31.25	30.00	30.00	30.00	30.00	30.00
TUBE LIGHT PHILIPS 40 WATTS	EACH	100.00	100.00	110.00	100.00	100.00	100.00
ELECTRIC BLUBS "0" WATTE LOCAL	EACH	20.00	27.50	20.00	20.00	20.00	20.00
ELECTRIC BLUB ENERGY SAVER 14 WATTS	EACH	165.00	180.00	150.00	175.00	170.00	165.00
WASHING SOAP 250 GMS SPECIFY BRAND NAME	EACH	40.00	40.00	35.00	45.00	40.00	40.00
SURF EXCEL 400 GMS POLY BAG	EACH	130.00	104.00	130.00	104.00	104.00	130.00
WASHING POWDER 1000 GRM	EACH	185.00	160.00	150.00	185.00	185.00	160.00
WASHING POWDER (WHEEL/ BONUS) 100 GRAMS	EACH	90.00	90.00	90.00	90.00	90.00	90.00
CLEANSER POWDER VIM 1000 GM	PKT.	83.33	83.33	75.00	83.33	83.33	83.34
FINIS 500 ML	BOTTLE	160.00	218.75	218.75	237.50	287.50	200.00
PHNYLE TYPHONE/FINIS/CARRANITE 3 LITRES	BOTTLE	145.00	160.00	170.00	165.00	160.00	160.00
HARPIC	BOTTLE	160.00	155.00	150.00	160.00	155.00	155.00
BOOT POLISH CHERRY/KIWI 50ML	EACH	136.90	115.00	115.00	136.90	136.77	115.00
ROBIN BLUE (35 GRAMS)	PKT.	60.00	60.00	55.00	60.00	50.00	55.00
TISSU PAPER PERFUMED 100 PCS.	PKT	110.00	115.00	135.00	115.00	120.00	110.00
TOILET PAPER ROLL (R.PETEL)	P/ROLL	45.00	37.50	40.00	45.00	45.00	45.00
BOOT POLISH LIQUID CHEERY BLOSSOM KIWI 75 ML	BOTTLE	160.00	150.00	160.00	150.00	150.00	160.00
MATCH BOX SMALL	EACH	3.00	2.50	2.00	2.50	2.00	2.00
DRY CELL 1.5 VOLT(LOCAL)	EACH	25.00	25.00	25.00	25.00	35.00	25.00
HAND STITCHING NEEDLE M.SIZE	PACKET	10.00	12.50	9.00	10.00	6.00	6.00
SEWING MACHINE NEEDLE (SINGER)	EACH	7.00	5.00	5.00	5.00	8.50	8.50
HOUSEHOLD SERVANT FEMALE P/T	P/MNTH	1500.00	3750.00	2500.00	2250.00	3000.00	1500.00
MARRIAGE HALL WITH FURNITURE	P/HEAD	125.00	190.00	60.00	95.00	120.00	100.00
SEPTRAN TABLETS	10TAB.	19.30	20.00	19.65	19.30	19.30	19.30
BRUFEN TABS 200-MG.	10TAB.	8.90	10.00	10.00	10.00	10.00	10.00
PANADOL TAB. EXTRA/PLAIN	10TAB.	12.00	12.00	12.00	12.00	12.00	12.00
DISPRIN TAB.	10TAB.	12.90	12.00	12.40	12.85	12.95	12.80
TRISIL TAB.	10 TAB	10.00	10.00	10.00	10.00	11.00	10.00
FLAGYL TAB. 200 MG.	10TAB.	10.00	11.20	10.00	10.00	10.00	10.00
VENTOLIN TAB. 2MG.	10TAB.	9.90	10.00	10.00	10.00	10.00	10.00
DAONIL TAB. 5 MG.	10TAB.	17.00	17.00	17.00	16.92	17.00	16.85

Contd.



### 7.11 Intercity Consumer Prices January, 2018

Description	Unit	Vehari	Sargodha	Mianwali	Bahawal- pur	Bahawal- nagar	R.Y. Khan
ENTOX TAB.	10TAB.	15.00	15.00	15.00	15.00	15.00	15.00
RENITEC TAB. 5 MG.	10TAB.	58.50	58.50	58.50	58.50	58.50	58.50
CAC. 1000 TAB	BOTTLE	124.44	126.00	124.00	124.48	124.22	124.44
AMOXIL CAPSOLE 250 MG.S	10CAP.	35.70	36.00	35.60	35.60	35.70	35.70
CALCIUM SYRUP SANDOZ	BOTTLE	64.00	64.00	64.00	64.00	64.00	64.00
LEDERPLEX SYRUP	BOTTLE	52.74	52.00	52.74	52.74	52.74	52.74
SANCOS SYRUP (50 ML.)	BOTTLE	30.00	30.00	30.00	30.00	30.00	30.00
PHENERGAN SYRUP 120 ML.	BOTTLE	33.00	33.00	33.00	33.00	33.00	33.00
CALPOL SYRUP 60 ML.	BOTTLE	28.39	28.39	28.00	28.39	28.40	28.00
HYDRYLLIN SYRUP 120 ML.	BOTTLE	69.00	69.00	69.00	69.00	69.00	69.00
POLYFAX EYE OINTMENT	TUBE	21.60	21.00	21.00	21.00	21.60	21.00
BETNESOL EYE DROPS	BOTTLE	33.89	33.89	33.89	33.89	33.89	33.87
EAR DROPS (CARDISPORINE) ***	BOTTLE	21.00	25.00	21.00	21.42	21.42	21.00
BETNOVATE-N OINTMENT 5 GMS	TUBE	16.67	17.00	16.00	16.68	16.00	16.00
BURNOL CREAM 30 GRM	TUBE	55.42	55.42	55.42	55.42	55.42	55.42
VICKS VAPORUB/BALM	BOTTLE	36.00	36.00	36.00	36.00	36.00	36.00
GLYCRINE SMALL BOTTLE	BOTTLE	20.00	20.00	25.00	20.00	25.00	20.00
JOUHAR JOSHANDA	PKT.	10.00	10.00	10.00	10.00	10.00	10.00
GALXOS-D (450 GRMS)	PKT.	157.50	157.50	140.00	157.50	157.50	157.50
GRIPE-WATER WOODWARDS	BOTTLE	60.00	60.00	55.00	60.00	60.00	60.00
SANIPLAST ONE PUTTY	EACH	1.40	2.00	2.00	2.00	1.50	1.50
O.R.S. (NIMCOL)	PKT.	18.00	19.00	17.00	18.00	17.00	18.00
DETTOL (MEDIUM)	BOTTLE	100.00	100.00	100.00	80.00	80.00	65.00
COTTON BANDAGE 2" - 4"	EACH	10.00	5.00	10.00	7.00	10.00	8.00
THERMOMETER CHINA	EACH	50.00	60.00	50.00	50.00	50.00	40.00
DOCTOR (MBBS) CLINIC FEE	PPAT.	100.00	175.00	300.00	200.00	300.00	300.00
URINE TEST (DR) CHARGES	P/TEST	50.00	50.00	100.00	100.00	50.00	100.00
BLOOD TEST (CP) CHARGES	P/TEST	275.00	350.00	250.00	250.00	150.00	350.00
SUGAR TEST (RANDOM/FASTING BOTH) CHARGES	P/TEST	60.00	100.00	200.00	130.00	100.00	150.00
ECG CHARGES	P/TEST	200.00	225.00	225.00	250.00	200.00	200.00
X-RAY (CHEST) CHARGES	P/X-RAY	300.00	375.00	350.00	375.00	300.00	300.00
CAR SUZUKI 800 CC (W/O. A/C)	EACH	689000.00	689000.00	660000.00	699000.00	690000.00	689000.00
CAR SUZUKI 1000 CC	EACH	1391000.00	1250000.00	1050000.00	1275000.00	1080000.00	1275000.00
CAR TOYOTA 1300 CC	EACH	0.00	1820000.00	1441000.00	1879500.00	0.00	1746500.00
CAR HONDA CIVIC	EACH	0.00	2399000.00	0.00	0.00	2125000.00	2586000.00
MOTORCYCLE HONDA CD-70.	EACH	63500.00	63500.00	63500.00	63500.00	63500.00	63500.00
MOTORCYCLE YAMAHA 100CC.	EACH	79500.00	79500.00	79500.00	80500.00	84500.00	85000.00
MOTOR CYCLE HERO 70 CC	EACH	43000.00	42500.00	0.00	47500.00	50000.00	50000.00
BICYCLE WITH TYRES & TUBES	EACH	7550.00	7900.00	7500.00	7450.00	7800.00	8000.00
TYRE CAR WITH TUBE GENERAL	EACH	3700.00	2700.00	3200.00	4000.00	3000.00	2500.00
TYRE MOTOR CYCLE WITHOUT TUBE	EACH	975.00	850.00	1250.00	1125.00	1225.00	1000.00
TYRE CYCLE SPECIFY BRAND NAME	EACH	390.00	350.00	350.00	350.00	350.00	350.00
TYRE CAR W/O TUBE	EACH	2675.00	3250.00	2800.00	3500.00	3000.00	2500.00
PETROL SUPER	LITRE	81.53	81.53	81.53	81.53	81.53	81.53
HIGH SPEED DIESEL HSD	LITRE	89.91	89.91	89.91	89.91	89.91	89.91
CNG	K.G.	67.50	67.50	0.00	67.50	67.50	71.50
GAS CYLINDER STAND. SIZE	EACH	1350.00	1350.00	1500.00	1430.00	1400.00	1400.00
MOTOR CYCLE SERVICE CHARGES	EACH	175.00	300.00	300.00	385.00	250.00	250.00
CAR SERVICE CHARGES	EACH	275.00	375.00	400.00	375.00	300.00	350.00
TYRE PUNCTURE CHARGES	EACH	60.00	90.00	100.00	70.00	90.00	80.00
CYCLE OVERHAULING CHARGES	EACH	195.00	350.00	350.00	200.00	300.00	150.00
CAR TAX FOR 800CC TO 1300CC	YEARLY	2650.00	2650.00	2650.00	2650.00	2650.00	2650.00
TRAIN FARE ECO. 1-100 KM.	P/KM.	0.68	0.68	0.68	0.68	0.00	0.68
TRAIN FARE ECO. 101-500 KM.	P/KM.	0.98	0.98	0.98	0.98	0.00	0.98
TRAIN FARE ECO. > 500 KM.	P/KM.	0.89	0.89	0.89	0.89	0.00	0.89
TRAIN FARE IST SLP. 1-100KM	P/KM.	2.10	2.10	2.10	2.10	0.00	2.10
TRAIN FARE IST SLP. 101-500 KM	P/KM.	2.59	2.59	2.59	2.59	0.00	2.59
TRAIN FARE IST SLP. > 500 KM	P/KM.	1.99	1.99	1.99	1.99	0.00	1.99
TRAIN FARE A/C SLP. 1-100KM.	P/KM.	5.76	5.76	5.76	5.76	0.00	5.76
TRAIN FARE A/C SLP. 101-500KM	P/KM.	4.59	4.59	4.59	4.59	0.00	4.59
TRAIN FARE A/C SLP > 500KM.	P/KM.	4.16	4.16	4.16	4.16	0.00	4.16

Contd.

### 7.11 Intercity Consumer Prices January, 2018

Description	Unit	Vehari	Sargodha	Mianwali	Bahawal-pur	Bahawal-nagar	R.Y. Khan
PLATEFORM TICKET	EACH	10.00	10.00	10.00	10.00	0.00	10.00
AUTO RICKSHAW FARES	KM/MIN	35.00	55.00	60.00	80.00	50.00	40.00
FULL TONGA CHARGES	KM/MIN	0.00	0.00	75.00	70.00	0.00	0.00
TAXI 4 SEATER FARE	KM/MIN	50.00	50.00	50.00	60.00	100.00	90.00
BUS FARE MIN (WITHIN CITY)	TICKET	0.00	9.00	0.00	0.00	0.00	0.00
BUS FARE MAX (WITHIN CIT	TICKET	0.00	21.00	0.00	0.00	0.00	21.00
BUS FARE OUTSIDE CITY	P/KM.	0.86	0.86	0.86	0.86	0.86	0.86
A/C BUS FARE OUTSIDE CITY	P/KM.	1.83	2.00	1.20	1.74	1.40	1.60
MINIBUS FARE MIN.WITH IN CITY	TICKET	0.00	0.00	0.00	0.00	0.00	0.00
MINIBUS FARE MAX.WITH IN CITY	TICKET	0.00	0.00	0.00	0.00	0.00	0.00
SUZUKI FARE MIN.WITH IN CITY	TICKET	0.00	13.75	15.00	12.00	10.00	0.00
SUZUKI FARE MAXIMUM W.IN CITY	TICKET	0.00	15.00	25.00	18.00	25.00	0.00
AIR FARE ECONOMY CLASS.	P/KM.	0.00	19.26	0.00	19.26	0.00	0.00
POSTAL ENVELOPE DOMESTIC	EACH	8.00	8.00	8.00	8.00	8.00	8.00
ENVELOPE FOR SAUDI ARABIA	EACH	60.00	50.00	50.00	50.00	50.00	50.00
POSTAL REGISTRATION CHARGES	EACH	38.00	38.00	38.00	38.00	38.00	38.00
U.M.S. REG CHARGES MIN.	EACH	59.00	59.00	59.00	59.00	59.00	59.00
T.C.S. CH. MIN.WITH IN ZONE	EACH	180.00	160.00	160.00	180.00	180.00	180.00
TELEPHONE CHARGES LOCAL CALL	P/CALL	3.94	3.94	3.94	3.94	3.94	3.94
TEL CHARGES OUT SIDE CITY	P/CALL	3.94	3.94	3.94	3.94	3.94	3.94
INTERNET CHARGES	P/HOUR	50.00	45.00	45.00	50.00	27.50	30.00
MOBILE CELL CHARGES	P/UNIT	3.00	3.00	3.00	4.50	3.06	3.06
FAX CHARGES (LOCAL)	P/PAGE	22.50	20.00	15.00	15.00	20.00	10.00
TELEPHONE SET AV. QLTY	EACH	1275.00	900.00	525.00	1150.00	800.00	650.00
MOBILE SET NOKIA/SONY/ERICSON/SAMSUNG WITHOUT CAMERA	EACH	3000.00	2600.00	3200.00	5200.00	3650.00	3650.00
T.V. 20" COLORED WEGA H-A21.	EACH	19000.00	22000.00	23250.00	23800.00	18000.00	17500.00
T.V 20" COLOR CHINA/KORIA)	EACH	6650.00	6500.00	14250.00	15300.00	13000.00	12000.00
V.C.P. PANASONIC/LG/NAT	EACH	0.00	0.00	6500.00	5500.00	5000.00	0.00
DVD/VCD PLAYER PANASONIC/LG	EACH	4100.00	5750.00	4500.00	4950.00	5000.00	5500.00
RADIO WITH C.PLAYER NATIONAL	EACH	1500.00	4500.00	3000.00	2100.00	1800.00	1800.00
PERSONNEL COMPUTER (BRANDED)	EACH	45000.00	20000.00	43250.00	35000.00	65000.00	63000.00
VID. CASSETTE BLK. TDK/SONY	EACH	280.00	165.00	150.00	200.00	180.00	100.00
COM. C.D. (TDK/IMATION)	EACH	77.50	55.00	30.00	45.00	50.00	35.00
TAPE RECORDER CASSETTE BLANK	EACH	75.00	50.00	50.00	55.00	50.00	40.00
VIDEO GAME SEGA 16 BYTE	EACH	1200.00	0.00	1500.00	1650.00	1150.00	1150.00
CINEMA A/C. HIGH CLASS	TICKET	0.00	110.00	0.00	0.00	0.00	0.00
CINEMA NON-A/C HIGH CLASS	TICKET	0.00	0.00	0.00	35.00	0.00	30.00
CABLE CHARGES	P/MONTH	300.00	250.00	250.00	300.00	300.00	300.00
TV.LICENCE FEE DOMESTIC	YEARLY	420.00	420.00	420.00	420.00	420.00	420.00
ENGLISH BOOK CLASS V1	EACH	73.00	73.00	73.00	73.00	73.00	73.00
ENGLISH BOOK CLASS IX OR X	EACH	130.00	130.00	130.00	130.00	130.00	130.00
ENG. BOOK IST.YR COMPLETE SET	EACH	84.00	84.00	84.00	84.00	84.00	84.00
ENGLISH BOOK BA/B.SC	EACH	178.00	178.00	178.00	178.00	178.00	178.00
URDU BOOK CLASS V (T.B.BORD)	EACH	55.00	55.00	55.00	55.00	55.00	55.00
URDU BOOK CLASS IX/X(T.B.B)	EACH	131.00	131.00	131.00	131.00	131.00	131.00
URDU BOOK IST.YEAR/INTER	EACH	53.00	53.00	53.00	53.00	53.00	53.00
URDU BOOK BA/B.SC	EACH	140.00	140.00	140.00	140.00	140.00	140.00
MATHS BOOK CALSS V (T.B.B)	EACH	78.00	78.00	78.00	78.00	78.00	78.00
MATHS BOOK CLASS IX OR X	EACH	266.00	266.00	266.00	266.00	266.00	266.00
MATHS BOOK IST.YEAR (T.B.B)	EACH	156.00	156.00	156.00	156.00	156.00	156.00
PAKISTAN STUDIES BOOK BA/B.SC	EACH	125.00	125.00	125.00	125.00	125.00	125.00
DAILY "DAWN"	P/COPY	20.00	20.00	20.00	20.00	20.00	20.00
DAILY "JANG"	P/COPY	13.00	13.00	13.00	13.00	13.00	13.00
DAILY "NAWA-E-WAQT"	P/COPY	13.00	13.00	13.00	13.00	13.00	13.00
WEEKLY "AKHBAR-E-JAHAN"	P/COPY	55.00	60.00	55.00	60.00	60.00	60.00
WEEKLY "MAG"	P/COPY	45.00	50.00	45.00	50.00	50.00	50.00
MONTHLY "NAUNEHAL DIGEST"	P/COPY	35.00	35.00	35.00	35.00	35.00	35.00
PAPER FOOLSCAPE (27"x17")	QUIRE	50.00	60.00	45.00	27.50	50.00	50.00
EXERCISE.BOOK LINED 80/100 PGS	EACH	50.00	60.00	45.00	70.00	70.00	70.00
PENCILGOLDFISH/DEER	EACH	6.50	7.00	7.00	7.00	7.50	7.00
PEN INK DOLLOR 57 ML BOTTLE	EACH	20.00	25.00	20.00	20.00	20.00	25.00

Contd.

### 7.11 Intercity Consumer Prices January, 2018

Description	Unit	Vehari	Sargodha	Mianwali	Bahawal-pur	Bahawal-nagar	R.Y. Khan
PHOTOSTATE PAPER 70 GM	PRT	310.00	360.00	330.00	290.00	350.00	380.00
BALL PEN (local)	EACH	7.00	7.50	7.00	5.00	8.00	8.00
FOUNTAIN PEN HERO/WINGS/CHINA	EACH	50.00	55.00	50.00	45.00	50.00	50.00
PRIVATE SCHOOL FEE ENGLISH MEDIUM AVERAGE STANDARD (CLASS I)	P/MONTH	1437.50	1350.00	1400.00	3562.50	1625.00	1600.00
PRIVATE SCHOOL FEE ENGLISH MEDIUM AVERAGE STANDARD (CLASS V)	P/MONTH	1437.50	1650.00	2000.00	3562.50	1725.00	2100.00
PRIVATE SCHOOL FEE ENGLISH MEDIUM AVERAGE STANDARD (CLASS VI)	P/MONTH	1662.50	1650.00	2500.00	3562.50	1750.00	2400.00
PRIVATE SCHOOL FEE ENGLISH MEDIUM AVERAGE STANDARD (CLASS X)	P/MONTH	1762.50	2350.00	2800.00	3712.50	2125.00	2600.00
PRIVATE MEDICLE COLLEGE FEE MBBS (1ST YEAR)	P/MONTH	0.00	0.00	0.00	0.00	0.00	0.00
PRIVATE ENGINEERING COLLEGE FEE (ISTR YEAR)	P/MONTH	0.00	0.00	14800.00	0.00	0.00	0.00
GOVT. COLLEGE FEE 1ST. YEAR	MONTH	50.00	50.00	60.00	50.00	50.00	50.00
GOVT. COLLEGE FEE 4TH. YEAR	MONTH	60.00	60.00	70.00	60.00	60.00	60.00
GOVT. UNIVERSITY FEE MSC.	MONTH	1333.00	1650.00	2010.00	1333.00	120.00	1480.00
GOVT. MED. COLLEGE FEE MBBS	MONTH	0.00	1500.00	0.00	1250.00	0.00	1250.00
GOVT. ENGG. COLL. FEE I YEAR	MONTH	0.00	4584.00	0.00	2166.67	0.00	1830.00
COACHING FEE FOR CLASS IX/X	P/MONTH	1800.00	550.00	2500.00	1500.00	1100.00	1000.00
COACHING CHARGES FOR CLASS 1ST YEAR/INTER (SCIENCE)	P/MONTH	2400.00	950.00	2800.00	2000.00	1500.00	1200.00
COACHING CHARGES FOR CLASS 1ST YEAR/INTER (COMMERCE)	P/MONTH	2500.00	600.00	1000.00	1500.00	1500.00	1000.00
I.T. TUITION FEES	P/MONTH	3150.00	1284.00	0.00	2417.00	0.00	2000.00
MBA TUITION FEES	P/MONTH	3150.00	2108.00	0.00	3500.00	0.00	6670.00
BREAD TANDOORI ST. SIZE	EACH	5.00	6.50	7.00	5.00	7.00	6.00
COOKED MUTTON (AV. HOTEL)	PLATE	150.00	350.00	140.00	190.00	200.00	200.00
COOKED BEEF (AV. HOTEL)	PLATE	115.00	120.00	120.00	125.00	127.50	100.00
COOKED DAL (AV. HOTEL)	PLATE	50.00	50.00	50.00	60.00	50.00	55.00
CHICKEN BIRYANI FULL/DOUBLE	PLATE	155.00	150.00	170.00	125.00	300.00	120.00
TEA PREPARED (ORDINARY)	CUP	22.50	20.00	20.00	22.50	20.00	20.00
HAIRCUT CHARGES FOR MEN	P/CUT	100.00	100.00	50.00	95.00	95.00	70.00
BEAUTY PORL HAIR STYL CHARGE	P/STY.	250.00	325.00	250.00	390.00	400.00	300.00
SHAVING CHARGES	PER SHV	45.00	55.00	40.00	50.00	30.00	30.00
LIPSTICK S.MISS/MEDORA	EACH	120.00	120.00	120.00	120.00	120.00	120.00
NAIL POLISH S.MISS/MEDORA	EACH	75.00	115.00	95.00	95.00	70.00	60.00
PERFUME MED.SIZE MEDORA/BROACH	EACH	200.00	200.00	120.00	200.00	230.00	200.00
HAIR-OIL AMLA/CHAMBELI	BOTTLE	120.00	120.00	110.00	120.00	120.00	120.00
TOILET SOAP LUX 95 GRAMS	EACH	36.00	36.00	36.00	38.00	38.00	38.00
TOILET SOAP LIFEBOUY 140 GRM	EACH	42.00	50.00	50.00	46.00	46.66	48.70
TOILET SOAP SAFEGUARD BATH SIZE	EACH	50.00	50.00	60.00	50.00	39.65	50.00
TOOTHPASTE MACKLINES 70 GRM	EACH	50.00	50.00	50.00	50.00	50.00	50.00
TOOTHPAST MED SIZE CLGATE 70 GMS	EACH	68.00	65.00	40.00	65.33	65.00	65.80
TOOTHBRUSH SHEILD A/PLAUQUE	EACH	45.00	40.00	50.00	25.00	35.00	30.00
TOOTHPOWDER DENTONIC 90 GRM	EACH	35.00	35.00	32.00	35.00	35.00	35.00
HAIR-COLOUR BEGIN (6 GMS)	EACH	110.00	110.00	110.00	120.00	110.00	110.00
HAIR COLOUR (KALAKOLA)	BOTTLE	130.00	130.00	130.00	130.00	130.00	130.00
FACECREAM PONDS (MEDIUM)	EACH	120.00	235.00	120.00	120.00	120.00	120.00
TALC POWDER VICE ROAY,B.CAT	EACH	152.50	150.00	145.00	155.00	150.00	170.00
BLADE TREET ORDINARY 10'S	PKT.	30.00	40.00	45.00	30.00	45.00	30.00
BLADE 7-O-CLOCK STAIN. 5'S	PKT.	30.00	30.00	40.00	35.00	35.00	30.00
SHAMPOO SUNSILK/PAINTIN 100 ML	BOTTLE	99.00	110.00	99.00	110.00	111.00	110.00
BEAUTY CREAM (FAIR & LOVELY)	EACH	200.00	200.00	200.00	200.00	200.00	200.00
HAIR REMOVING CREAM (EU-CREAM)	TUBE	70.00	70.00	70.00	65.00	70.00	60.00
GEL MEDIUM SIZE	BOTTLE	60.00	120.00	200.00	100.00	135.00	120.00
DISPOSABLE RAZOR GILLET-II	EACH	45.00	42.00	45.00	45.00	50.00	45.00
SHAVING CREAM TOUCH-ME/ADM.	EACH	75.00	70.00	70.00	70.00	75.00	70.00
GOLD TEZABI 24 CT	10 GM.	48268.00	49125.00	48200.00	48525.00	48782.00	48525.00
SILVER TEZABI 24 CT	10 GM.	737.00	668.00	620.00	741.50	754.00	745.00
ARTIFICIAL JEWELLARY SET	SET	637.50	650.00	1000.00	725.00	1000.00	300.00
WRIST WATCH GENTS CITIZEN (ORIGINAL) ***	EACH	3500.00	7000.00	4100.00	7800.00	4000.00	3200.00
WRIST WATCH LADIES CITIZEN (ORIGINAL) ***	EACH	3500.00	7000.00	4100.00	7600.00	4000.00	3200.00
WALL CLOCK QUARTZ AV.QLTY	EACH	662.50	750.00	600.00	1100.00	700.00	800.00
SUITCASE REXIN (24"x16"x6")	EACH	975.00	2000.00	1700.00	1600.00	2200.00	1500.00
TRUNK MEDIUM SIZE ***	EACH	990.00	2300.00	2000.00	1900.00	1600.00	1400.00
PURSE LADIES (LEATHER) AVERAGE QUALITY	EACH	690.00	1100.00	700.00	1150.00	1500.00	1200.00

## 7.11 Intercity Consumer Prices January, 2018

Description	Unit	Karachi	Hyder- abad	Nawab- shah	Mirpur- khas	Mithi	Sukkar	Larkana	Dadu
WHEAT	10 KG.	380.00	345.00	347.50	330.00	345.00	337.50	325.00	360.00
WHEAT FLOUR FINE/SUPERIOR.	KG.	48.62	45.00	53.75	46.00	45.00	39.00	45.00	40.00
WHEAT FLOUR AVG. QLTY	KG.	41.92	42.00	41.25	40.00	42.00	37.00	39.00	36.00
WHEAT FLOUR BAG	10 KG.	441.92	420.00	395.00	390.00	420.00	380.00	380.00	400.00
MAIDA	KG.	52.35	50.00	51.25	45.00	50.00	50.00	45.00	50.00
SUJI	KG.	55.00	50.00	47.50	45.00	50.00	55.00	46.50	50.00
BESAN AV. QLTY.	KG.	133.65	111.88	112.50	140.00	112.50	130.00	141.00	160.00
RICE BASMATI SUP. QLTY.	KG.	168.56	143.75	120.00	130.00	145.00	155.00	132.50	140.00
RICE BASMATI 385/386	KG.	86.15	80.63	81.25	80.00	80.00	70.00	85.00	90.00
RICE BASMATI BROKEN AV.QLTY	KG.	78.17	80.63	92.50	60.00	80.00	65.00	75.00	60.00
RICE IRRI-6 (SINDH/PUNJAB)	KG.	51.73	45.00	51.25	40.00	45.00	52.50	36.00	40.00
VERMICELLI	KG.	89.62	85.00	82.50	85.00	90.00	80.00	69.00	100.00
BREAD PLAIN MEDIUM SIZE	EACH	45.00	44.00	53.75	45.00	45.00	50.00	45.00	50.00
RUSK (PAPAY)	KG.	190.77	185.00	197.50	150.00	190.00	215.00	250.00	280.00
BISCUITS-PACKED	PKT	40.00	40.00	35.00	35.00	40.00	35.00	37.50	40.00
BISCUIT-BAKERY (LOOSE)	250 GM	88.85	77.50	91.25	55.00	80.00	75.00	130.00	60.00
CORNFLAKS FAUJI 225 GM.	PKT	180.00	171.00	198.00	180.00	180.00	176.00	210.00	162.00
SAMOSA (VEGATABLE)	EACH	12.92	10.00	7.25	12.00	10.00	11.00	15.00	15.00
PASTRY AV.QLTY.	EACH	28.62	25.00	21.25	15.00	25.00	20.00	37.50	20.00
PATTIES (VEGATABLES)	EACH	17.65	10.50	10.00	15.00	11.00	20.00	30.00	20.00
NIMCO	250 GM	88.46	80.00	88.75	70.00	80.00	75.00	85.00	70.00
CHIPS	250 GM	97.50	80.00	98.75	70.00	80.00	80.00	100.00	70.00
BEEF WITH BONE AV.QLTY.	KG	425.00	340.00	352.50	260.00	0.00	325.00	310.00	350.00
MUTTON AV.QLTY.	KG	823.08	725.00	687.50	650.00	725.00	700.00	750.00	700.00
CHICKEN FARM BROILER (LIVE)	KG	182.92	187.50	202.50	188.00	187.50	180.00	187.50	190.00
FISH-RAHU MEDIUM SIZE	KG	331.73	254.38	342.50	300.00	325.00	325.00	275.00	340.00
MILK FRESH (UNBOILED)	LTR.	85.00	84.00	90.00	80.00	84.00	80.00	80.00	90.00
CURD	KG.	129.23	120.00	108.75	100.00	120.00	95.00	95.00	100.00
MILK TETRA PACK 1/2 LTR.	PKT.	65.00	60.00	58.75	60.00	60.00	60.00	60.00	65.00
LACTOGEN 400 GRAMS	PKT.	440.00	450.00	420.00	420.00	450.00	460.00	430.00	460.00
POWDER MILK NIDO 400GM.	PKT	379.49	379.48	402.50	360.00	379.48	390.00	362.97	370.00
MILK POWDER LOOSE/PACKED	KG.	507.88	562.50	560.00	500.00	562.50	480.00	712.50	370.00
BUTTER LOCAL PACKED	50 GM.	28.00	28.00	38.00	32.50	28.00	27.50	28.00	30.00
EGGS FARM	DOZ	109.85	112.50	127.50	106.00	112.50	110.00	120.00	120.00
MUSTARD OIL AV.QLTY.	KG.	183.27	160.00	157.50	145.00	160.00	150.00	190.00	160.00
COOKING OIL (DALDA)	2.5LTR	478.00	469.00	440.00	510.00	469.00	468.00	460.00	500.00
COOKING OIL (PAKWAN) OTHER BRAND SPECIFY	2.5 LTR	435.00	465.00	367.50	400.00	465.00	435.00	400.00	400.00
VEGETABLE GHEE TIN	2.5KG.	473.00	460.00	460.00	495.00	495.00	453.00	450.00	500.00
VEGETABLE GHEE (LOOSE)	KG.	149.62	175.00	156.25	160.00	175.00	145.00	130.00	120.00
DATES AV.QLTY.	KG.	251.15	100.00	152.50	80.00	100.00	175.00	230.00	160.00
PISTACHIO AV.QLTY.	50 GM.	147.12	123.75	107.50	70.00	125.00	150.00	117.50	120.00
ALMONDS WHOLE AV.QLTY.	KG.	815.38	737.50	825.00	750.00	737.50	900.00	1050.00	850.00
COCONUT DRY AV.QLTY.	KG.	428.46	400.00	242.50	390.00	400.00	380.00	400.00	450.00
RAISINS AV.QLTY.	50 GM.	27.60	25.00	23.75	20.00	25.00	25.00	20.00	20.00
GROUNDNUTS (WITH SHELL)	KG.	311.15	170.00	165.00	160.00	170.00	250.00	187.50	200.00
MALTA/MOSAMBI	DOZ	149.23	147.50	202.50	200.00	145.00	100.00	240.00	180.00
KINNU	DOZ	153.08	107.50	125.00	120.00	110.00	80.00	120.00	200.00
APPLE	KG	140.96	113.75	112.50	120.00	115.00	150.00	165.00	150.00
ALOO BUKHARA	KG	0.00	0.00	0.00	0.00	0.00	0.00	0.00	0.00
POMEGRANATE (ANNAR)	KG	209.62	187.50	205.00	200.00	190.00	180.00	210.00	200.00
GRAPES	KG	0.00	0.00	0.00	0.00	0.00	0.00	0.00	0.00
BANANAS	DOZ	56.54	45.00	42.50	45.00	45.00	55.00	55.00	30.00
MANGO KALMI	KG	0.00	0.00	0.00	0.00	0.00	0.00	0.00	0.00
GUAVA	KG	88.08	68.13	77.50	77.50	65.00	60.00	55.00	60.00
WATERMELON (TURBOOZ)	KG	0.00	0.00	0.00	0.00	0.00	0.00	0.00	0.00
MUSKMELON (KHARBOOZA)	KG	0.00	0.00	0.00	0.00	0.00	0.00	0.00	0.00
SWEETMELON (GARMA)	KG	0.00	0.00	0.00	0.00	0.00	0.00	0.00	0.00
PULSE MASOOR (WHOLE)	KG.	95.38	90.00	141.25	70.00	90.00	100.00	95.00	100.00
PULSE MASOOR (WASHED)	KG.	106.15	98.75	137.50	85.00	97.50	110.00	100.00	120.00
PULSE MOONG (WASHED)	KG.	118.85	112.50	142.50	100.00	110.00	125.00	130.00	120.00
PULSE MASH (WASHED)	KG.	127.31	123.75	237.50	100.00	125.00	125.00	130.00	160.00
PULSE GRAM	KG.	123.08	120.00	127.50	110.00	120.00	120.00	125.00	120.00

Contd.

## 7.11 Intercity Consumer Prices January, 2018

Description	Unit	Karachi	Hyder- abad	Nawab- shah	Mirpur- khas	Mithi	Sukkar	Larkana	Dadu
GRAM WHOLE BLACK AV QLTY.	KG.	126.54	113.13	72.50	100.00	115.00	130.00	140.00	100.00
GRAM WHOLE YELLOW AV.QLTY	KG.	204.62	180.00	122.50	230.00	180.00	220.00	235.00	240.00
BEANS (LAL LOBIA)	KG.	145.38	102.50	118.75	100.00	100.00	155.00	150.00	160.00
POTATOES	KG	30.77	23.75	26.25	22.50	22.50	30.00	25.00	20.00
ONION	KG	52.50	40.63	55.00	42.50	40.00	50.00	50.00	40.00
TURNIP	KG	45.77	43.13	35.00	32.50	42.50	25.00	25.00	20.00
RADISH	KG	27.50	22.50	35.00	20.00	20.00	25.00	29.00	40.00
TOMATOES	KG	33.46	24.38	45.00	27.50	22.50	30.00	40.00	30.00
CABBAGE	KG	52.31	53.13	55.00	42.50	52.50	40.00	60.00	30.00
CAULIFLOWER	KG	59.23	62.50	35.00	52.50	60.00	40.00	50.00	30.00
BRINJAL	KG	42.69	38.13	35.00	32.50	37.50	45.00	32.50	20.00
PUMPKIN	KG	0.00	0.00	0.00	0.00	0.00	0.00	0.00	0.00
BOTTLEGOURD	KG	0.00	0.00	0.00	0.00	0.00	0.00	0.00	0.00
LADY FINGER	KG	0.00	0.00	0.00	0.00	0.00	0.00	0.00	0.00
PEAS	KG	83.08	60.00	110.00	55.00	60.00	60.00	70.00	50.00
SPINACH	KG	32.31	31.25	37.50	22.50	30.00	20.00	30.00	20.00
TINDA	KG	0.00	0.00	0.00	0.00	0.00	0.00	0.00	0.00
TURAI	KG	0.00	0.00	0.00	0.00	0.00	0.00	0.00	0.00
KARAILA	KG	0.00	0.00	0.00	0.00	0.00	0.00	0.00	0.00
ARVI	KG	0.00	0.00	0.00	0.00	0.00	0.00	0.00	0.00
CHILLIES GREEN	KG	107.31	92.50	67.50	110.00	90.00	80.00	85.00	60.00
CARROT	KG	43.08	33.13	37.50	22.50	32.50	30.00	35.00	20.00
COCUMBER (KHEERA)	KG	49.81	49.13	47.50	55.00	50.00	60.00	55.00	40.00
LEMON	250GM	51.54	42.50	42.50	30.00	40.00	25.00	35.00	30.00
SUGAR REFINED	KG.	55.27	50.00	54.25	50.00	50.00	51.00	55.00	55.00
GUR AV.QLTY	KG.	93.46	80.00	72.50	72.50	80.00	65.00	79.00	70.00
HONEY LANGANESE 500 GM.	BOTTLE	859.62	850.00	830.00	740.00	850.00	750.00	900.00	900.00
MILO 200 GM.	BOTTLE	220.00	215.00	180.00	209.00	190.00	206.00	225.00	200.00
CUSTARD POWDER RAFHAN 300 GM.	PKT	80.00	80.00	75.00	85.00	85.00	85.00	80.00	80.00
TOFFEE (HILAL)	EACH	1.00	1.00	1.00	1.00	1.00	1.00	2.00	1.00
CHOWKELATE CANDY (SMALL SIZE)	EACH	5.00	5.00	10.00	5.00	5.00	5.00	5.00	5.00
SWEETMEAT (MIXED)	KG	499.81	402.50	385.00	375.00	410.00	380.00	500.00	400.00
ICE CREAM WALLS	CUP.	40.00	40.00	41.25	40.00	40.00	40.00	45.00	40.00
ICE	KG	10.00	10.00	20.00	10.00	10.00	9.00	17.50	10.00
JAM AHMED/MITCHELLES	BOTTLE	140.00	140.00	130.00	140.00	140.00	140.00	135.00	130.00
SQUASH-MITCHELLES	BOTTLE	175.00	165.00	140.00	160.00	165.00	150.00	167.50	150.00
ROOH AFZA	BOTTLE	180.00	170.00	170.00	170.00	170.00	170.00	180.00	170.00
JAM-E-SHIREEN	BOTTLE	180.00	180.00	180.00	170.00	180.00	170.00	180.00	180.00
SAUNF	50 GM	22.77	20.00	25.00	10.00	20.00	20.00	20.00	20.00
CINAMON LOOSE AV. QLTY	50 GM.	32.21	25.00	41.25	20.00	25.00	30.00	20.00	20.00
CUMINSEED WHITE NATIONAL	50 GM.	70.00	70.00	70.00	50.00	70.00	70.00	55.00	54.00
PEPPER BLACK NATIONAL	50 GM.	110.00	110.00	110.00	110.00	110.00	110.00	110.00	110.00
CLOVES LOOSE AV.QLTY	50 GM.	83.46	80.00	87.50	63.75	80.00	80.00	85.00	100.00
CARDAMOM LARGE LOOSE AV.QLTY	50 GM.	121.15	102.50	160.00	90.00	100.00	150.00	100.00	100.00
CARDAMOM SMALL AV.QLTY	50 GM.	104.23	100.00	92.50	90.00	100.00	130.00	100.00	120.00
SALT-POWDERED (LAHORI) LOOSE	KG.	12.00	12.00	13.50	10.00	12.00	10.00	10.00	12.00
SALT POWDERED (NATIONAL/SHAN)	PKT	25.00	25.00	28.00	25.00	25.00	25.00	25.00	25.00
CHILLIES POWD.NATIONAL 200GM	PKT	120.00	120.00	105.00	105.00	120.00	120.00	120.00	120.00
CHILLIES POWDER LOOS	KG.	300.00	265.00	242.50	190.00	265.00	250.00	235.00	240.00
CORRIANDER SEED POWD.NATIONAL	PKT	104.00	104.00	104.00	104.00	104.00	104.00	105.00	104.00
CORRIANDER SEED (LOOSE)	KG.	267.88	200.00	257.50	130.00	200.00	240.00	230.00	200.00
TURMERIC POWD.NATIONAL 50GM	PKT.	35.00	35.00	35.00	35.00	35.00	35.00	35.00	35.00
CURRY POWD. NATIONAL 200 GM	PKT.	86.00	87.00	86.00	86.00	87.00	87.00	86.00	86.00
TOMATO KETCHUP AHMED/MITCHL	BOTTLE	90.00	90.00	95.00	85.00	90.00	90.00	120.00	90.00
PICKLES AHMED/MITCHELLES	BOTTLE	120.00	140.00	115.00	140.00	140.00	115.00	120.00	130.00
VINEGAR SYNTHETIC (SIRKA)	BOTTLE	70.00	70.00	90.00	65.00	70.00	80.00	90.00	85.00
GARLIC	KG	173.46	165.00	185.00	140.00	160.00	140.00	135.00	120.00
GINGER	KG	165.96	165.00	165.00	145.00	160.00	140.00	155.00	130.00
TAPAL DANEDAR TEA 200GM PACKET	PKT	178.95	178.94	176.00	170.00	178.94	178.94	178.94	179.00
TEA LIPTON YELLOW LABEL 200GM.	PKT.	178.95	178.94	195.00	195.00	178.94	178.94	178.94	205.00
TEA LOOSE KENYA AV.QLTY 250GM.	PKT.	150.67	150.00	157.50	180.00	150.00	140.00	130.00	130.00
COFFEE-NESCAFE 75 GM. **	BOTTLE	350.00	350.00	320.00	300.00	350.00	320.00	350.00	360.00

Contd.

## 7.11 Intercity Consumer Prices January, 2018

Description	Unit	Karachi	Hyder- abad	Nawab- shah	Mirpur- khas	Mithi	Sukkar	Larkana	Dadu
COLD DRINK (STANDARD SIZ)	BOTTLE	25.00	25.00	25.00	25.00	25.00	25.00	25.00	25.00
FRUIT JUICE TETRA PACK	PKT.	18.38	20.00	20.00	15.00	20.00	17.50	20.00	20.00
MINERAL WATER NESTLE 1.5 LTR	BOTTLE	50.00	55.00	50.00	50.00	55.00	50.00	47.50	50.00
CIGARETTES K-2 10'S **	PKT	55.00	50.00	60.00	50.00	50.00	50.00	50.00	60.00
CIGARETTES CAPSTAN 10'S **	PKT	55.00	50.00	48.00	50.00	50.00	50.00	48.00	50.00
CIGARETTES GOLD LEAF 20'S	PKT	140.00	140.00	140.00	140.00	140.00	130.00	130.00	130.00
CIGARETTES MORVEN GOLD 20'S	PKT	55.00	50.00	70.00	50.00	50.00	50.00	50.00	50.00
BETEL LEAVES	50GM.	98.46	85.00	72.50	90.00	85.00	100.00	90.00	100.00
BETEL NUTS	KG.	1150.00	1600.00	1600.00	1400.00	1400.00	1300.00	1500.00	1500.00
LONG CLOTH 57" GUL AHMED/AL-KARAM	METER	180.38	225.00	300.00	190.00	225.00	250.00	200.00	230.00
SHIRTING AV.QLTY.	METER	162.31	140.00	205.00	100.00	140.00	120.00	157.50	130.00
PANT CLOTH W & WEAR AV.QLTY	METER	396.06	387.50	450.00	300.00	387.50	600.00	350.00	300.00
LAWN PRINTED GUL AHMED/AL-KARAM	METER	415.00	240.00	400.00	270.00	275.00	375.00	366.66	260.00
GEORGETTE AV.QLTY	METER	122.12	120.00	227.50	145.00	145.00	150.00	130.00	100.00
LINEN AV.QLTY ***	METER	159.23	140.00	152.50	165.00	175.00	140.00	190.00	110.00
HEAVY WT SUITING LAWERNCPUR AVG QLTY	METER	2400.00	1500.00	1400.00	1400.00	1500.00	1250.00	1100.00	900.00
HEAVY WT SUITING LAWERNCPUR SUP QLTY	METER	3000.00	2500.00	2300.00	1400.00	2500.00	1500.00	1300.00	1300.00
TROPICAL SUITING LAW.PUR	METER	1600.00	1300.00	928.00	900.00	1300.00	1000.00	900.00	750.00
PANT BOY 24"/26" LENGTH.	EACH	698.08	525.00	900.00	400.00	550.00	525.00	460.00	650.00
SHIRT BOY 24"/26" LENGTH	EACH	523.08	400.00	800.00	300.00	400.00	450.00	430.00	550.00
SCHOOL UNI. PANT,SHIRT BOYS	SUIT	950.00	811.54	937.50	700.00	850.00	760.00	700.00	630.00
SCHOOL UNI. KAMEEZ,SHAL. BOYS	SUIT	739.42	730.77	850.00	600.00	750.00	760.00	700.00	475.00
SCHOOL UNI. KAMEEZ,SHAL.GIRL	SUIT	803.85	725.00	900.00	700.00	750.00	760.00	700.00	600.00
FROCK W/WEAR GIRLS	EACH	1444.23	1375.00	912.50	600.00	1400.00	1000.00	600.00	800.00
AWAMI-SUIT W & W(BOY) 24"/26	SUIT	1140.38	1000.00	1037.50	800.00	1000.00	1200.00	1000.00	690.00
AWAMI-SUIT W&W (GENTS)AV.QLTY	SUIT	1857.69	1600.00	1600.00	1200.00	1600.00	1200.00	1000.00	1000.00
PULLOVER GENTS OXFORD/BON.	EACH	3500.00	3100.00	3250.00	2000.00	3100.00	2500.00	3100.00	3000.00
PULLOVER LADIES OXFORD/BON.	EACH	3400.00	3000.00	3000.00	1800.00	3000.00	2350.00	2360.00	2500.00
PULLOVER (GENTS) OTHERS A.QTY	EACH	1096.15	900.00	1575.00	600.00	900.00	900.00	900.00	800.00
SECOND-HAND COAT FOR MEN	EACH	487.50	300.00	262.50	275.00	300.00	400.00	450.00	600.00
SECONDHAND SWEETER FOR MEN DUP QLTY	EACH	338.46	140.00	412.50	225.00	140.00	225.00	300.00	300.00
SECONDHAND WINTER JACKET	EACH	544.23	225.00	462.50	190.00	225.00	400.00	415.00	400.00
UNDERWEAR AV.QLTY MEDIUM SIZE	EACH	186.15	120.00	182.50	80.00	120.00	120.00	150.00	60.00
VEST FOR MEN AV.QLTY.	EACH	186.54	120.00	117.50	80.00	120.00	110.00	165.00	100.00
VEST/SHAMEEZ (WOMEN) AVG. QLTY	EACH	147.31	150.00	360.00	75.00	150.00	120.00	150.00	160.00
SOCKS NYLON (PAKISTANI)	PAIR	76.54	80.00	110.00	80.00	80.00	90.00	90.00	60.00
BRASSIER AV.QLTY.	EACH	186.92	180.00	250.00	137.50	180.00	135.00	180.00	100.00
BRASSIER SUP QLTY	EACH	414.23	280.00	400.00	365.00	365.00	300.00	300.00	200.00
DOPATTA GEORGETTE AV.QLTY.	EACH	251.54	200.00	350.00	325.00	310.00	225.00	325.00	250.00
DOPATTA COTTON AV GLTY	EACH	270.00	170.00	310.00	225.00	260.00	175.00	300.00	200.00
CHADDAR (W/WEAR) (2x2.5 MTR)	EACH	515.38	400.00	1000.00	350.00	400.00	290.00	520.00	400.00
LUNG/DHOTI(COTTON) AVG. QLTY	EACH	320.19	287.50	312.50	325.00	310.00	290.00	480.00	250.00
HANDKERCHIEF AVG. QLTY PAK	EACH	53.46	47.50	62.50	42.50	47.50	50.00	50.00	50.00
HANDKERCHIEF SUP. QLTY PAK	EACH	94.62	80.00	110.00	65.00	80.00	80.00	100.00	120.00
GLOVES AV QLTY	PAIR	65.00	60.00	92.50	75.00	60.00	90.00	82.50	150.00
AZARBAND COTTON AVG. QLTY	EACH	15.00	12.00	26.25	11.00	12.00	20.00	35.00	15.00
SEWING THREAD/REEL(ASLI PARI)	EACH	7.00	7.00	7.00	10.00	10.00	7.00	7.00	8.00
WASHING CHARGES PAINT & SHIRT	SUIT	73.08	115.00	65.00	60.00	120.00	65.00	110.00	70.00
DRY CLEANING SUIT COAT PANT	SUIT	319.23	286.67	150.00	200.00	290.00	300.00	287.50	200.00
WASHING CH. (KAMIZ-SHALWAR)	PAIR	73.46	75.00	97.50	50.00	80.00	55.00	67.50	50.00
TAILORING SHIRT	EACH	461.54	356.25	450.00	250.00	425.00	500.00	375.00	350.00
TAILORING CHARGES PANT (MEN)	EACH	761.54	696.88	500.00	300.00	825.00	700.00	550.00	600.00
TAILORING COAT-PANT SUIT	SUIT	5288.46	3450.00	4000.00	3000.00	4000.00	5000.00	3500.00	3200.00
TAILORING AWAMI-SUIT (MALE)	SUIT	692.31	650.00	600.00	500.00	750.00	600.00	750.00	500.00
TAILORING SUIT FEMALE	SUIT	713.46	456.25	500.00	500.00	500.00	600.00	750.00	300.00
GENTS SHOES PAUL BATA	PAIR	1199.00	1199.00	1199.00	1199.00	1199.00	1199.00	1199.00	1199.00
GENTS SANDAL BATA	PAIR	699.00	699.00	699.00	699.00	699.00	699.00	699.00	699.00
GENTS SPOUNG CHAPPAL BATA	PAIR	179.00	179.00	179.00	179.00	179.00	179.00	179.00	179.00
LADIES SANDAL BATA	PAIR	499.00	499.00	499.00	499.00	499.00	499.00	499.00	499.00
LADIES SPOUNG CHAPPAL BATA	PAIR	179.00	179.00	179.00	179.00	179.00	179.00	179.00	179.00
CHILD SHOE POWER LITE BATA	PAIR	599.00	599.00	599.00	599.00	599.00	599.00	599.00	599.00
GENTS SHOE, ART 1109 SERVICE	PAIR	999.00	999.00	999.00	999.00	999.00	999.00	999.00	999.00

Contd.

## 7.11 Intercity Consumer Prices January, 2018

Description	Unit	Karachi	Hyder- abad	Nawab- shah	Mirpur- khas	Mithi	Sukkar	Larkana	Dadu
NYLON JOGGER 27 SIZE 2-5 ***	PAIR	1299.00	1299.00	1299.00	1299.00	1299.00	1299.00	1299.00	1299.00
CHINA FOOT WEAR AV. QLTY (MALE) *	PAIR	780.77	550.00	447.50	450.00	550.00	625.00	750.00	850.00
CHINA FOOT WEAR AV. QLTY (FEMALE) *	PAIR	763.46	400.00	400.00	250.00	400.00	550.00	300.00	450.00
CHINA FOOT WEAR AV. QLTY (CHILDREN) *	PAIR	630.77	400.00	382.50	200.00	400.00	425.00	300.00	591.00
SHOE REPAIR HALF SOLE	PAIR	135.38	80.00	82.50	80.00	80.00	65.00	200.00	50.00
SHOES POLISH CHARGES AVERAGE SHOP	PAIR	22.12	20.00	22.50	15.00	20.00	18.75	20.00	10.00
HOUSE RENT (combined)	MONTH	11171.51	6003.03	3801.39	4824.42	3438.46	5824.00	4500.00	3379.31
rent 2	pm	11171.51	6003.03	3801.39	4824.42	3438.46	5824.00	4500.00	3379.31
RENT3	PM	11171.51	6003.03	3801.39	4824.42	3438.46	5824.00	4500.00	3379.31
RENT4	PM	11171.51	6003.03	3801.39	4824.42	3438.46	5824.00	4500.00	3379.31
RENT5	PM	11171.51	6003.03	3801.39	4824.42	3438.46	5824.00	4500.00	3379.31
RENT6	PM	11171.51	6003.03	3801.39	4824.42	3438.46	5824.00	4500.00	3379.31
SYNTHETIC ENEMAL ROBIALAC BALTI 3.64 LTR.	EACH	1950.00	1800.00	1600.00	1850.00	1800.00	1900.00	2100.00	1700.00
SYNTHETIC ENEMAL ICI BALTI 3.64 LTR.	EACH	1950.00	2070.00	1892.50	1850.00	2070.00	1900.00	2000.00	1700.00
CEMENT (LOCAL) SPECIFY BRAND NAME	BAG	592.69	585.00	595.00	570.00	585.00	580.00	585.00	570.00
BRICKS (NEW) IST CLASS	P/1000	11750.00	5000.00	6000.00	5200.00	5000.00	6000.00	5000.00	4650.00
CEMENT BLOCKS (6"x8"x12")	P/100	3246.15	2550.00	3800.00	0.00	0.00	0.00	0.00	3000.00
BAJREE	100CFT	4769.23	3000.00	2850.00	4100.00	3000.00	3500.00	3475.00	2500.00
SAND (BLACK PIT SAND)	K100CFT	0.00	1400.00	2500.00	0.00	1400.00	1500.00	1550.00	2000.00
TIMBER SHESHAM LOG IST QUALITY	cubmt.	60000.00	39600.00	28000.00	0.00	0.00	42510.00	44143.00	55500.00
IRON BAR (M.S. BAR) 1/2"	P/TON	86384.62	79000.00	76000.00	82000.00	79000.00	82000.00	85000.00	83000.00
CARPANTER WAGE RATE	P/DAY	992.31	1000.00	900.00	700.00	1000.00	800.00	800.00	600.00
MASON (RAJ) WAGE RATE	P/DAY	1261.54	1000.00	1000.00	700.00	1000.00	800.00	900.00	1000.00
UNSKILLED LABOUR WAGE RATE	P/DAY	815.38	600.00	450.00	400.00	600.00	400.00	400.00	450.00
PLUMBER WAGE RSTE	P/DAY	938.46	1000.00	800.00	700.00	1000.00	800.00	600.00	450.00
ELECTICIAN WAGE RATE PER DAY **	P/DAY	842.31	1000.00	700.00	0.00	0.00	0.00	600.00	500.00
ELECTICIAN WAGE RATE PER POINT **	P/PNT	211.54	100.00	200.00	100.00	100.00	87.50	135.00	80.00
WATER CHARGES PER HOUSE	P/MONTH	157.00	230.00	40.00	20.00	230.00	57.50	150.00	35.00
ELECT.CHARGES UPTO 50 UNITS	P/UNIT	2.00	2.00	2.00	2.00	2.00	2.00	2.00	2.00
ELECT.CHARGES 01 - 100 UNIT	P/UNIT	6.18	6.18	6.18	6.18	6.18	6.18	6.18	6.18
ELECT.CHARGES 101 - 300 UNIT	P/UNIT	9.54	9.54	9.54	9.54	9.54	9.54	9.54	9.54
ELECT.CHARGES 301 - 1000 UNIT	P/UNIT	16.39	16.39	16.39	16.39	16.39	16.39	16.39	16.39
ELECT.CHARGES ABOVE 1000 UNIT	P/UNIT	18.39	18.39	18.39	18.39	18.39	18.39	18.39	18.39
ELEC	PM	10.50	10.50	10.50	10.50	10.50	10.50	10.50	10.50
GAS CHRg upto 3.3719 MMBUT	MMBTU	128.70	128.70	128.70	128.70	0.00	128.70	128.70	128.70
GAS CHRg 3.3719 - 6.7438 MMBUT	MMBTU	257.40	257.40	257.40	257.40	0.00	257.40	257.40	257.40
GAS CHRg 6.7438 - 10.1157 MMBUT	MMBTU	257.40	257.40	257.40	257.40	0.00	257.40	257.40	257.40
GAS CHRg10.1157 - 13.4876 MMBUT	MMBTU	702.00	702.00	702.00	702.00	0.00	702.00	702.00	702.00
GAS	PM	702.00	702.00	702.00	702.00	0.00	702.00	702.00	702.00
GAS	PM	409.50	409.50	409.50	409.50	0.00	409.50	409.50	409.50
KEROSENE OIL	LTR	121.15	96.00	117.50	103.00	96.00	100.00	120.00	120.00
FIREWOOD WHOLE	40 KG.	651.92	550.00	452.50	460.00	550.00	400.00	450.00	450.00
CHAIR SHESHAM WOOD WITH ARMS **	EACH	2200.00	1050.00	2050.00	1000.00	1100.00	2000.00	2600.00	1500.00
CHAIR PLASTIC (CHAIRMAN) AVERAGE QUALITY	EACH	915.38	700.00	800.00	500.00	700.00	900.00	850.00	900.00
TABLE SHESHAM WOOD (4X2X5") ***	EACH	7500.00	3616.67	6000.00	2700.00	3600.00	4500.00	8000.00	6000.00
SOFASET WOODEN WITH FOAM SEAT **	SET	20692.31	12500.00	17875.00	15500.00	13000.00	12500.00	22750.00	20000.00
COT IRON (WITH NIWAR)AV.QLTY.	EACH	2634.62	1600.00	2550.00	2000.00	1600.00	2250.00	3700.00	2800.00
ALMIRAH (STEEL) 6'X3' 20 GUAGE	EACH	10865.38	7375.00	10000.00	6750.00	7500.00	12000.00	10000.00	16000.00
DINNING TABLE 6 CHAIRS A.QLTY	SET	15615.38	26000.00	20500.00	11000.00	26000.00	25000.00	18500.00	25000.00
SINGLE BED WITHOUT FOAM MED.	EACH	6153.85	5533.33	6900.00	3500.00	5500.00	12500.00	5000.00	6500.00
MATRESS SINGLE(4"THICK)	EACH	5600.00	6200.00	4800.00	6700.00	6200.00	4500.00	4750.00	7400.00
FARSHI DARI 12'X9' AV.QLTY	EACH	1492.31	1000.00	1412.50	850.00	1000.00	900.00	1380.00	800.00
DARI COTTON (6'x2 1/2') AV.QL	EACH	565.38	400.00	700.00	400.00	400.00	350.00	600.00	300.00
CARPET PLAIN AV. QLTY	SQFT.	66.73	45.00	45.00	45.00	45.00	32.50	90.00	23.00
QUILT (LIHAF) 3 KG. COTTON	EACH	1619.23	975.00	937.50	650.00	975.00	1000.00	950.00	600.00
BLANKET (90" x 54")	EACH	4221.15	3600.00	4125.00	2000.00	3600.00	3750.00	3100.00	3600.00
BEDSHEET SINGLE BED SUP.QLTY	EACH	863.46	600.00	750.00	400.00	600.00	500.00	850.00	600.00
BED SHEET DOUBLE WITH TWO PILLOW COVERS SUP QLTY	SET	1600.00	925.00	1300.00	600.00	500.00	900.00	1500.00	1100.00
TOWEL(3'x2') AV. QALTY	EACH	268.27	200.00	305.00	140.00	200.00	225.00	250.00	150.00
CEILING FAN 48" SUPER QLTY **	EACH	3846.15	3000.00	3000.00	2900.00	3000.00	3500.00	3950.00	3200.00
PEDESTAL FAN 22" SUPER QLTY	EACH	4600.00	4000.00	3800.00	4000.00	4000.00	4500.00	3800.00	4000.00
REFG. DAWLENCE 10 CFT. D.DOOR	EACH	33000.00	32000.00	28000.00	33000.00	32000.00	35000.00	33000.00	28500.00

Contd.

## 7.11 Intercity Consumer Prices January, 2018

Description	Unit	Karachi	Hyder- abad	Nawab- shah	Mirpur- khas	Mithi	Sukkar	Larkana	Dadu
D-FREEZER WAVES 8 CFT.	EACH	28100.00	27900.00	28000.00	28000.00	27900.00	32000.00	33000.00	26500.00
AIRCONDITIONER 1.5 TON PEL	EACH	40000.00	44000.00	43000.00	35000.00	35000.00	52000.00	47000.00	58500.00
SPLIT AIR CONDITIONER 1.5 TON (SPECIFY BRAND NAME)	EACH	43000.00	46000.00	44500.00	42000.00	46000.00	45000.00	49000.00	47000.00
AIRCOOLER SUPER ASIA	EACH	10500.00	10000.00	9000.00	9500.00	10000.00	12300.00	12500.00	11000.00
WASHING MACHINE SINGER	EACH	17000.00	17000.00	14700.00	17000.00	17000.00	16000.00	15600.00	14700.00
SEWING MACHINE(SINGER)	EACH	7400.00	7400.00	5225.00	7400.00	7400.00	7500.00	5860.00	5200.00
GIZER LARGE SIZE 30 GALLON CAPACITY SUP QLTY	EACH	22600.00	22950.00	22600.00	15950.00	22950.00	17000.00	18800.00	17000.00
GAS BURNER DOUBLE SPFY.BRAND	EACH	2365.38	1800.00	1800.00	1700.00	1800.00	2000.00	1900.00	2000.00
ELECT. IRON PHILIPS MDL.1120	EACH	1700.00	1700.00	2025.00	1250.00	1700.00	1700.00	2500.00	2000.00
ELECTRIC JUICER FOR APPLE	EACH	5386.54	4000.00	6000.00	3000.00	4000.00	3000.00	5500.00	3500.00
S.STEEL DEGHCHI MEDIUM SIZE ***	EACH	715.38	500.00	700.00	480.00	500.00	600.00	560.00	500.00
ALUMINIUM COOKING PAN (DEGCHI) MED SIZE	EACH	715.38	500.00	364.25	370.00	500.00	450.00	560.00	450.00
NON STICK COOKING PAN (DEGCHI) SUP. QLTY	EACH	915.38	650.00	1000.00	600.00	650.00	550.00	560.00	900.00
FRYING PAN STEEL AVG. QLTY MED. SIZE	EACH	381.73	250.00	360.00	260.00	250.00	300.00	500.00	200.00
TAWA IORN (MEDIUM SIZE) AVG. QLTY	EACH	365.38	250.00	312.50	250.00	250.00	300.00	377.50	300.00
S.STEEL PLATE A.QLTY.(M.SIZE)	EACH	93.27	60.00	84.00	55.00	60.00	70.00	120.00	80.00
TABLE SPOON S.STEEL SUP.QLTY.	DOZEN	273.08	300.00	322.50	250.00	300.00	400.00	1250.00	250.00
WATER SET JUG+6 GLASSES (OMROC)	SET	615.38	500.00	787.50	350.00	500.00	600.00	600.00	600.00
TEA SET PAK. CHINAWARE 21 PCS.	SET	1624.62	1400.00	1700.00	1250.00	1400.00	1900.00	1350.00	2500.00
DINNER SET PLASTIC 72 PIECES SUPERIOR QLTY	SET	7153.85	4000.00	5000.00	2600.00	4000.00	6250.00	4750.00	6500.00
HOTPOT SET PLASTIC 3 PCS.	SET	1330.77	1200.00	1200.00	1000.00	1200.00	1500.00	1950.00	1200.00
BUCKET(BALTI) PLASTIC MED.SIZ	EACH	419.23	280.00	705.00	300.00	280.00	300.00	450.00	350.00
LOTA PLASTIC (MED SIZE) AVERAGE QUALITY	EACH	83.46	65.00	57.50	50.00	65.00	67.50	60.00	60.00
PRESURE COOKER 4 LTR.	EACH	1861.54	1600.00	1900.00	900.00	1600.00	1425.00	1800.00	1300.00
WATER COOLER 9/10 LTR.PLASTIC ***	EACH	615.38	600.00	929.25	600.00	600.00	800.00	500.00	500.00
THERMOS STARVAC 1 LTR	EACH	457.69	450.00	552.50	350.00	450.00	650.00	500.00	500.00
BULB PHILIPS 100-WATTS	EACH	35.00	35.00	30.00	30.00	35.00	30.00	35.00	40.00
TUBE LIGHT PHILIPS 40 WATTS	EACH	100.00	100.00	100.00	110.00	100.00	97.50	120.00	120.00
ELECTRIC BLUBS "0" WATTE LOCAL	EACH	25.00	25.00	25.00	20.00	25.00	22.00	22.50	25.00
ELECTRIC BLUB ENERGY SAVER 14 WATTS	EACH	180.00	200.00	160.00	110.00	200.00	155.00	180.00	120.00
WASHING SOAP 250 GMS SPECIFY BRAND NAME	EACH	14.00	30.00	36.00	25.00	30.00	26.00	30.00	30.00
SURF EXCEL 400 GMS POLY BAG	EACH	130.00	130.00	130.00	130.00	130.00	104.00	130.00	104.00
WASHING POWDER 1000 GRM	EACH	160.00	155.00	160.00	175.00	155.00	185.00	160.00	165.00
WASHING POWDER (WHEEL/ BONUS) 100 GRAMS	EACH	95.00	95.00	125.00	85.00	95.00	95.00	85.00	90.00
CLEANSER POWDER VIM 1000 GM	PKT.	75.00	83.33	75.00	70.00	83.33	75.00	77.50	80.00
FINIS 500 ML	BOTTLE	180.00	225.00	200.00	125.00	225.00	210.00	170.00	275.00
PHNYLE TYPHONE/FINIS/CARRANITE 3 LITRES	BOTTLE	140.00	120.00	180.00	110.00	120.00	140.00	150.00	150.00
HARPIC	BOTTLE	160.00	160.00	155.00	145.00	160.00	145.00	160.00	155.00
BOOT POLISH CHERRY/KIWI 50ML	EACH	115.00	135.00	105.00	110.00	135.00	115.00	105.00	136.00
ROBIN BLUE (35 GRAMS)	PKT.	35.00	25.67	35.00	30.00	25.66	30.00	30.00	50.00
TISSU PAPER PERFUMED 100 PCS.	PKT	130.00	120.00	100.00	90.00	120.00	110.00	150.00	100.00
TOILET PAPER ROLL (R.PETEL)	P/ROLL	45.00	42.00	35.00	45.00	42.00	35.00	40.00	30.00
BOOT POLISH LIQUID CHEERY BLOSSOM KIWI 75 ML	BOTTLE	160.00	160.00	150.00	120.00	160.00	140.00	160.00	150.00
MATCH BOX SMALL	EACH	2.00	2.00	3.00	3.00	2.00	2.00	2.50	2.00
DRY CELL 1.5 VOLT(LOCAL)	EACH	15.00	15.00	25.00	25.00	15.00	35.00	20.00	25.00
HAND STITCHING NEEDLE M.SIZE	PACKET	9.31	8.00	8.00	5.00	8.00	10.00	10.00	6.00
SEWING MACHINE NEEDLE (SINGER)	EACH	5.00	6.00	9.00	5.00	6.00	10.00	7.00	5.00
HOUSEHOLD SERVANT FEMALE P/T	P/MNTH	2653.85	1031.25	2000.00	800.00	1050.00	1625.00	2100.00	1500.00
MARRIAGE HALL WITH FURNITURE	P/HEAD	303.08	142.50	70.00	120.00	140.00	150.00	150.00	80.00
SEPTRAN TABLETS	10TAB.	19.30	20.00	18.75	16.00	19.00	20.00	19.30	20.00
BRUFEN TABS 200-MG.	10TAB.	10.00	10.00	10.00	10.00	10.00	10.00	12.00	10.00
PANADOL TAB. EXTRA/PLAIN	10TAB.	12.00	12.00	10.50	12.00	12.00	13.00	12.00	12.00
DISPRIN TAB.	10TAB.	13.00	12.00	12.25	13.00	13.00	13.00	12.86	12.00
TRISIL TAB.	10 TAB	10.00	10.00	10.25	10.00	10.00	10.00	10.00	10.00
FLAGYL TAB. 200 MG.	10TAB.	10.00	10.00	10.75	10.00	10.00	10.00	10.00	10.00
VENTOLIN TAB. 2MG.	10TAB.	10.00	10.00	10.00	10.00	10.00	10.00	10.00	10.00
DAONIL TAB. 5 MG.	10TAB.	17.00	17.00	18.00	17.00	17.00	17.00	16.83	17.00
ENTOX TAB.	10TAB.	15.00	15.00	15.00	10.00	15.00	15.00	10.00	15.00
RENITEC TAB. 5 MG.	10TAB.	58.50	58.50	60.00	58.00	58.50	60.00	57.00	58.50
CAC. 1000 TAB	BOTTLE	124.14	122.00	122.00	124.00	124.00	122.00	122.00	124.44
AMOXIL CAPSOLE 250 MG.S	10CAP.	35.70	40.00	37.75	35.00	35.00	40.00	35.00	35.60
CALCIUM SYRUP SANDOZ	BOTTLE	64.00	64.00	64.00	64.00	64.00	64.00	64.00	64.65

Contd.



## 7.11 Intercity Consumer Prices January, 2018

Description	Unit	Karachi	Hyder- abad	Nawab- shah	Mirpur- khas	Mithi	Sukkar	Larkana	Dadu
LEDERPLEX SYRUP	BOTTLE	52.00	52.00	52.00	52.74	52.74	52.00	52.74	52.74
SANCOS SYRUP (50 ML.)	BOTTLE	30.00	30.00	30.00	30.00	30.00	30.00	30.00	30.00
PHENERGAN SYRUP 120 ML.	BOTTLE	33.00	33.00	33.00	33.00	33.00	33.00	33.00	33.00
CALPOL SYRUP 60 ML.	BOTTLE	28.00	28.00	28.00	28.00	28.00	28.00	28.00	28.00
HYDRYLIN SYRUP 120 ML.	BOTTLE	69.00	69.00	69.00	69.00	69.00	69.00	69.00	69.00
POLYFAX EYE OINTMENT	TUBE	21.00	21.00	21.00	21.00	21.00	22.00	21.00	21.00
BETNESOL EYE DROPS	BOTTLE	33.89	33.89	33.00	34.00	34.00	33.89	34.00	33.89
EAR DROPS (CARDISPORINE) ***	BOTTLE	25.00	25.00	21.00	23.00	23.00	21.00	21.00	21.00
BETNOVATE-N OINTMENT 5 GMS	TUBE	16.68	16.00	16.00	16.00	16.00	16.00	16.00	16.00
BURNOL CREAM 30 GRM	TUBE	55.42	55.42	55.42	55.42	55.42	55.42	55.42	55.42
VICKS VAPORUB/BALM	BOTTLE	36.00	36.00	36.00	36.00	36.00	36.00	36.00	36.00
GLYCRINE SMALL BOTTLE	BOTTLE	20.00	25.00	30.00	15.00	15.00	15.00	15.00	15.00
JOUHAR JOSHANDA	PKT.	10.00	10.00	7.00	10.00	10.00	10.00	10.00	10.00
GALXOS-D (450 GRMS)	PKT.	157.50	157.50	140.00	150.00	157.50	157.50	140.00	157.50
GRIPE-WATER WOODWARDS	BOTTLE	60.00	60.00	50.00	60.00	60.00	60.00	50.00	60.00
SANIPLAST ONE PUTTY	EACH	2.00	2.00	2.00	1.00	2.00	2.00	2.00	2.00
O.R.S. (NIMCOL)	PKT.	18.00	18.00	15.00	17.00	18.00	15.00	17.00	18.00
DETTOL (MEDIUM)	BOTTLE	80.00	65.00	80.00	80.00	80.00	80.00	65.00	65.00
COTTON BANDAGE 2" - 4"	EACH	8.62	8.00	8.00	15.00	15.00	11.25	15.00	10.00
THERMOMETER CHINA	EACH	45.00	45.00	42.50	40.00	45.00	40.00	40.00	50.00
DOCTOR (MBBS) CLINIC FEE	P/PAT.	165.38	100.00	200.00	100.00	100.00	100.00	300.00	200.00
URINE TEST (DR) CHARGES	P/TEST	129.23	90.00	140.00	70.00	100.00	170.00	150.00	50.00
BLOOD TEST (CP) CHARGES	P/TEST	265.38	212.50	300.00	200.00	225.00	290.00	250.00	200.00
SUGAR TEST (RANDOM/FASTING BOTH) CHARGES	P/TEST	315.38	200.00	240.00	200.00	200.00	200.00	300.00	120.00
ECG CHARGES	P/TEST	361.54	225.00	350.00	200.00	225.00	350.00	200.00	200.00
X-RAY (CHEST) CHARGES	P/X-RAY	330.77	318.75	462.50	200.00	325.00	300.00	450.00	200.00
CAR SUZUKI 800 CC (W/O. A/C)	EACH	679000.00	679000.00	630000.00	679000.00	0.00	630000.00	689000.00	0.00
CAR SUZUKI 1000 CC	EACH	1250000.00	1250000.00	1044000.00	#####	0.00	0.00	0.00	0.00
CAR TOYOTA 1300 CC	EACH	1894000.00	1819000.00	1767500.00	0.00	0.00	0.00	0.00	0.00
CAR HONDA CIVIC	EACH	2363000.00	0.00	2053000.00	0.00	0.00	0.00	0.00	0.00
MOTORCYCLE HONDA CD-70.	EACH	63500.00	63500.00	63750.00	63500.00	63500.00	63500.00	63500.00	63500.00
MOTORCYCLE YAMAHA 100CC.	EACH	78600.00	79300.00	0.00	0.00	0.00	78500.00	79300.00	0.00
MOTOR CYCLE HERO 70 CC	EACH	45000.00	43000.00	44000.00	44500.00	0.00	43000.00	44000.00	0.00
BICYCLE WITH TYRES & TUBES	EACH	6303.85	7600.00	9000.00	8000.00	7600.00	8000.00	8000.00	7000.00
TYRE CAR WITH TUBE GENERAL	EACH	3500.00	3200.00	3800.00	3000.00	3200.00	3200.00	3600.00	3300.00
TYRE MOTOR CYCLE WITHOUT TUBE	EACH	969.23	900.00	1210.00	1200.00	900.00	800.00	900.00	1050.00
TYRE CYCLE SPECIFY BRAND NAME	EACH	298.46	350.00	400.00	380.00	350.00	350.00	360.00	450.00
TYRE CAR W/O TUBE	EACH	2700.00	2700.00	3200.00	3200.00	3000.00	2700.00	2900.00	3000.00
PETROL SUPER	LITRE	81.53	81.53	81.53	81.53	81.53	81.53	81.53	81.53
HIGH SPEED DIESEL HSD	LITRE	89.91	89.91	89.91	89.91	89.91	89.91	89.91	89.91
CNG	K.G.	78.99	78.99	0.00	78.99	0.00	79.00	76.99	76.99
GAS CYLINDER STAND. SIZE	EACH	1320.00	1430.00	1405.00	1500.00	1430.00	1430.00	1430.00	1540.00
MOTOR CYCLE SERVICE CHARGES	EACH	371.15	300.00	250.00	250.00	300.00	350.00	475.00	250.00
CAR SERVICE CHARGES	EACH	440.38	450.00	500.00	300.00	450.00	350.00	700.00	500.00
TYRE PUNCTURE CHARGES	EACH	50.00	60.00	72.50	70.00	60.00	75.00	80.00	80.00
CYCLE OVERHAULING CHARGES	EACH	203.85	300.00	275.00	200.00	300.00	300.00	300.00	200.00
CAR TAX FOR 800CC TO 1300CC	YEARLY	1750.00	1750.00	1750.00	1750.00	1750.00	1750.00	1750.00	1750.00
TRAIN FARE ECO. 1-100 KM.	P/KM.	0.68	0.68	0.68	0.68	0.00	0.68	0.68	0.68
TRAIN FARE ECO. 101-500 KM.	P/KM.	0.98	0.98	0.98	0.98	0.00	0.98	0.98	0.98
TRAIN FARE ECO. > 500 KM.	P/KM.	0.89	0.89	0.89	0.89	0.00	0.89	0.89	0.89
TRAIN FARE IST SLP. 1-100KM	P/KM.	2.10	2.10	2.10	2.10	0.00	2.10	2.10	2.10
TRAIN FARE IST SLP.101-500 KM	P/KM.	2.59	2.56	2.59	2.59	0.00	2.59	2.59	2.59
TRAIN FARE IST SLP. > 500 KM	P/KM.	1.99	1.99	1.99	1.99	0.00	1.99	1.99	1.99
TRAIN FARE A/C SLP. 1-100KM.	P/KM	5.76	5.76	5.76	5.76	0.00	5.76	5.76	5.76
TRAIN FARE A/C SLP.101-500KM	P/KM.	4.59	4.59	4.73	4.59	0.00	4.59	4.59	4.59
TRAIN FARE A/C SLP > 500KM.	P/KM	4.16	4.16	4.16	4.16	0.00	4.16	4.16	4.16
PLATEFORM TICKET	EACH	10.00	10.00	10.00	10.00	0.00	10.00	10.00	10.00
AUTO RICKSHAW FARES	KM/MIN	60.00	40.00	80.00	60.00	90.00	80.00	52.50	40.00
FULL TONGA CHARGES	KM/MIN	70.00	80.00	35.00	60.00	0.00	80.00	65.00	0.00
TAXI 4 SEATER FARE	KM/MIN	70.00	60.00	100.00	90.00	90.00	80.00	200.00	60.00
BUS FARE MIN (WITHIN CITY)	TICKET	10.00	10.00	0.00	10.00	0.00	0.00	0.00	0.00
BUS FARE MAX (WITHIN CIT	TICKET	15.00	15.00	0.00	10.00	0.00	0.00	0.00	0.00

Contd.

## 7.11 Intercity Consumer Prices January, 2018

Description	Unit	Karachi	Hyder- abad	Nawab- shah	Mirpur- khas	Mithi	Sukkar	Larkana	Dadu
BUS FARE OUTSIDE CITY	P/KM.	0.75	0.75	0.75	0.75	0.75	0.75	0.75	0.75
A/C BUS FARE OUTSIDE CITY	P/KM.	1.35	1.35	1.35	1.35	1.35	1.35	1.35	1.35
MINIBUS FARE MIN.WITH IN CITY	TICKET	10.00	10.00	0.00	0.00	0.00	0.00	0.00	0.00
MINIBUS FARE MAX.WITH IN CITY	TICKET	16.00	16.00	0.00	0.00	0.00	0.00	0.00	0.00
SUZUKI FARE MIN.WITH IN CITY	TICKET	10.00	10.00	0.00	10.00	0.00	10.00	10.00	0.00
SUZUKI FARE MAXIMUM W.IN CITY	TICKET	16.54	15.00	0.00	10.00	0.00	30.00	10.00	0.00
AIR FARE ECONOMY CLASS.	P/KM.	19.26	19.26	19.26	0.00	0.00	19.26	19.26	0.00
POSTAL ENVELOPE DOMESTIC	EACH	8.00	8.00	8.00	8.00	8.00	8.00	8.00	8.00
ENVELOPE FOR SAUDI ARABIA	EACH	50.00	50.00	50.00	50.00	50.00	50.00	50.00	45.00
POSTAL REGISTRATION CHARGES	EACH	38.00	38.00	38.00	38.00	38.00	38.00	38.00	28.00
U.M.S. REG CHARGES MIN.	EACH	59.00	59.00	60.00	60.00	60.00	59.00	60.00	60.00
T.C.S. CH. MIN.WITH IN ZONE	EACH	180.00	150.00	150.00	110.00	150.00	180.00	180.00	120.00
TELEPHONE CHARGES LOCAL CALL	P/CALL	3.94	3.94	3.94	3.94	3.94	3.94	3.94	3.94
TEL CHARGES OUT SIDE CITY	P/CALL	3.94	3.94	3.94	3.94	3.94	3.94	3.94	3.94
INTERNET CHARGES	P/HOUR	20.00	25.00	42.50	20.00	25.00	30.00	20.00	30.00
MOBILE CELL CHARGES	P/UNIT	3.00	3.00	3.06	3.00	3.00	5.00	3.50	3.06
FAX CHARGES (LOCAL)	P/PAGE	15.00	20.00	15.00	15.00	20.00	20.00	22.50	30.00
TELEPHONE SET AV. QLTY	EACH	1084.62	800.00	500.00	600.00	800.00	562.50	1250.00	550.00
MOBILE SET NOKIA/SONY/ERICSON/SAMSUNG WITHOUT CAMERA	EACH	2600.00	2600.00	3250.00	2250.00	2600.00	2700.00	3200.00	2400.00
T.V. 20" COLORED WEGA H-A21.	EACH	19500.00	19000.00	4000.00	18000.00	18000.00	17500.00	20500.00	14000.00
T.V 20" COLOR CHINA/KORIA)	EACH	14000.00	13000.00	11000.00	10000.00	10000.00	12000.00	9000.00	11000.00
V.C.P. PANASONIC/LG/NAT	EACH	4000.00	5000.00	5000.00	6000.00	6000.00	5600.00	4800.00	4500.00
DVD/VCD PLAYER PANASONIC/LG	EACH	4500.00	3750.00	2000.00	3500.00	3000.00	4500.00	3000.00	2200.00
RADIO WITH C.PLAYER NATIONAL	EACH	2009.62	3500.00	3500.00	1500.00	3500.00	2000.00	2800.00	2000.00
PERSONNEL COMPUTER (BRANDED)	EACH	43384.62	40000.00	58000.00	46000.00	40000.00	45000.00	45000.00	27000.00
VID. CASSETTE BLK. TDK/SONY	EACH	140.00	140.00	200.00	120.00	140.00	140.00	170.00	160.00
COM. C.D. (TDK/IMATION)	EACH	50.00	80.00	60.00	50.00	80.00	50.00	50.00	50.00
TAPE RECORDER CASSETTE BLANK	EACH	50.00	60.00	50.00	50.00	60.00	50.00	50.00	50.00
VIDEO GAME SEGA 16 BYTE	EACH	1400.00	1400.00	1100.00	1800.00	0.00	1350.00	1500.00	1150.00
CINEMA A/C. HIGH CLASS	TICKET	150.00	100.00	0.00	30.00	0.00	0.00	0.00	0.00
CINEMA NON-A/C HIGH CLASS	TICKET	120.00	40.00	50.00	20.00	0.00	0.00	60.00	35.00
CABLE CHARGES	P/MONTH	400.00	300.00	250.00	300.00	300.00	300.00	375.00	300.00
TV.LICENCE FEE DOMESTIC	YEARLY	420.00	420.00	420.00	420.00	420.00	420.00	420.00	420.00
ENGLISH BOOK CLASS V1	EACH	56.65	56.65	56.65	56.65	56.65	56.65	56.65	56.65
ENGLISH BOOK CLASS IX OR X	EACH	43.15	43.15	43.15	43.15	43.15	43.15	43.15	43.15
ENG. BOOK IST.YR COMPLETE SET	EACH	118.15	118.15	118.15	118.15	118.15	118.15	118.15	118.15
ENGLISH BOOK BA/B.SC	EACH	150.00	150.00	150.00	150.00	150.00	150.00	150.00	150.00
URDU BOOK CLASS V (T.B.BORD)	EACH	64.80	64.80	64.80	64.80	64.80	64.80	64.80	64.80
URDU BOOK CLASS IX/X(T.B.B)	EACH	53.35	53.35	53.35	53.35	53.35	53.35	53.35	53.35
URDU BOOK IST.YEAR/INTER	EACH	46.10	46.10	46.10	46.10	46.10	46.10	46.10	46.10
URDU BOOK BA/B.SC	EACH	120.00	120.00	120.00	120.00	120.00	120.00	120.00	120.00
MATHS BOOK CALSS V (T.B.B)	EACH	117.25	117.25	117.25	117.25	117.25	117.25	117.25	117.25
MATHS BOOK CLASS IX OR X	EACH	191.85	191.85	191.85	191.85	191.85	191.85	191.85	191.85
MATHS BOOK IST.YEAR (T.B.B)	EACH	115.90	115.90	115.90	115.90	115.90	115.90	115.90	115.90
PAKISTAN STUDIES BOOK BA/B.SC	EACH	125.00	125.00	125.00	125.00	125.00	125.00	125.00	125.00
DAILY "DAWN"	P/COPY	20.00	20.00	20.00	20.00	20.00	20.00	20.00	20.00
DAILY "JANG"	P/COPY	13.00	13.00	13.00	13.00	13.00	13.00	13.00	13.00
DAILY "NAWA-E-WAQT"	P/COPY	13.00	13.00	13.00	13.00	13.00	13.00	13.00	13.00
WEEKLY "AKHBAR-E-JAHAN"	P/COPY	55.00	55.00	55.00	55.00	55.00	55.00	55.00	55.00
WEEKLY "MAG"	P/COPY	45.00	45.00	45.00	45.00	45.00	45.00	45.00	45.00
MONTHLY "NAUNEHAL DIGEST"	P/COPY	35.00	35.00	35.00	35.00	35.00	35.00	35.00	35.00
PAPER FOOLSCAPE (27"x17")	QUIRE	46.54	45.00	27.00	30.00	45.00	45.00	52.50	35.00
EXERCISE.BOOK LINED 80/100 PGS	EACH	36.54	30.00	30.00	20.00	30.00	60.00	30.00	20.00
PENCILGOLDFISH/DEER	EACH	8.00	7.00	6.00	8.00	8.00	6.00	6.00	6.00
PEN INK DOLLOR 57 ML BOTTLE	EACH	25.00	25.00	20.00	30.00	30.00	25.00	25.00	20.00
PHOTOSTATE PAPER 70 GM	PRT	480.00	350.00	357.50	320.00	350.00	400.00	350.00	340.00
BALL PEN (local)	EACH	8.00	6.00	7.00	10.00	6.00	7.00	8.00	8.00
FOUNTAIN PEN HERO/WINGS/CHINA	EACH	50.00	35.00	50.00	20.00	35.00	40.00	50.00	30.00
PRIVATE SCHOOL FEE ENGLISH MEDIUM AVERAGE STANDARD (CLASS I)	P/MONTH	1150.00	1250.00	1500.00	700.00	500.00	1500.00	1350.00	1760.00
PRIVATE SCHOOL FEE ENGLISH MEDIUM AVERAGE STANDARD (CLASS V)	P/MONTH	1242.31	1237.50	2100.00	1000.00	500.00	1500.00	1450.00	2185.00
PRIVATE SCHOOL FEE ENGLISH MEDIUM AVERAGE STANDARD (CLASS VI)	P/MONTH	1800.00	1200.00	2700.00	1000.00	700.00	1800.00	1450.00	2185.00
PRIVATE SCHOOL FEE ENGLISH MEDIUM AVERAGE STANDARD (CLASS X)	P/MONTH	1800.00	1575.00	4000.00	1200.00	700.00	1800.00	1650.00	2415.00

Contd.

## 7.11 Intercity Consumer Prices January, 2018

Description	Unit	Karachi	Hyder- abad	Nawab- shah	Mirpur- khas	Mithi	Sukkar	Larkana	Dadu
PRIVATE MEDICLE COLLEGE FEE MBBS (IST YEAR)	P/MONTH	58333.33	61250.00	0.00	40000.00	0.00	0.00	0.00	0.00
PRIVATE ENGINEERING COLLEGE FEE (ISTR YEAR)	P/MONTH	9583.33	0.00	0.00	0.00	0.00	0.00	0.00	0.00
GOVT. COLLEGE FEE IST. YEAR	MONTH	0.00	0.00	0.00	0.00	0.00	0.00	0.00	0.00
GOVT. COLLEGE FEE 4TH. YEAR	MONTH	75.00	75.00	75.00	75.00	75.00	75.00	75.00	75.00
GOVT. UNIVERSITY FEE MSC.	MONTH	1916.66	833.33	1550.00	354.17	354.17	0.00	0.00	400.00
GOVT. MED. COLLEGE FEE MBBS	MONTH	2658.33	3333.33	1466.67	0.00	2000.00	2658.00	5020.83	2000.00
GOVT. ENGG. COLL. FEE I YEAR	MONTH	2426.66	1500.00	500.00	0.00	0.00	0.00	1041.66	0.00
COACHING FEE FOR CLASS IX/X	P/MONTH	1800.00	1750.00	1500.00	1000.00	1000.00	4000.00	1000.00	700.00
COACHING CHARGES FOR CLASS IST YEAR/INTER (SCIENCE)	P/MONTH	2000.00	1000.00	1750.00	1250.00	1250.00	5000.00	1500.00	1000.00
COACHING CHARGES FOR CLASS IST YEAR/INTER (COMMERCE)	P/MONTH	1846.15	1250.00	3500.00	1000.00	1000.00	5000.00	1000.00	500.00
I.T. TUITION FEES	P/MONTH	3000.00	2250.00	915.00	0.00	0.00	1750.00	2000.00	600.00
MBA TUITION FEES	P/MONTH	8153.85	3000.00	2000.00	0.00	0.00	8200.00	2310.00	0.00
BREAD TANDOORI ST. SIZE	EACH	10.00	10.00	10.00	8.00	10.00	10.00	7.50	6.00
COOKED MUTTON (AV. HOTEL)	PLATE	159.23	150.00	150.00	125.00	150.00	175.00	180.00	70.00
COOKED BEEF (AV. HOTEL)	PLATE	81.15	77.50	70.00	80.00	80.00	100.00	100.00	50.00
COOKED DAL (AV. HOTEL)	PLATE	60.38	52.50	63.75	50.00	55.00	50.00	65.00	50.00
CHICKEN BIRYANI FULL/DOUBLE	PLATE	166.92	150.00	100.00	100.00	150.00	165.00	220.00	120.00
TEA PREPARED (ORDINARY)	CUP	21.54	20.00	25.00	30.00	20.00	27.50	27.50	20.00
HAIRCUT CHARGES FOR MEN	P/CUT	83.08	75.00	100.00	50.00	75.00	70.00	115.00	60.00
BEAUTY PORL HAIR STYL CHARGE	P/STY.	530.77	350.00	250.00	150.00	350.00	175.00	375.00	250.00
SHAVING CHARGES	PER SHV	45.00	40.00	50.00	20.00	40.00	35.00	60.00	30.00
LIPSTICK S.MISS/MEDORA	EACH	120.00	120.00	120.00	130.00	120.00	100.00	120.00	90.00
NAIL POLISH S.MISS/MEDORA	EACH	110.00	110.00	95.00	110.00	110.00	85.00	80.00	50.00
PERFUME MED.SIZE MEDORA/BROACH	EACH	250.00	120.00	200.00	220.00	120.00	120.00	220.00	185.00
HAIR-OIL AMLA/CHAMBELI	BOTTLE	140.00	120.00	130.00	120.00	120.00	130.00	120.00	120.00
TOILET SOAP LUX 95 GRAMS	EACH	45.60	46.14	42.00	35.00	46.14	46.00	40.53	44.00
TOILET SOAP LIFEBOUY 140 GRM	EACH	42.00	46.66	45.00	42.00	46.00	42.00	47.00	47.00
TOILET SOAP SAFEGUARD BATH SIZE	EACH	50.00	55.00	46.00	50.00	55.00	50.00	50.00	50.00
TOOTHPASTE MACKLINES 70 GRM	EACH	50.00	50.00	50.00	50.00	50.00	50.00	50.00	50.00
TOOTHPAST MED SIZE CLGATE 70 GMS	EACH	63.47	63.47	68.00	68.00	63.47	65.00	68.00	65.00
TOOTHBRUSH SHEILD A/PLAUQUE	EACH	35.00	35.00	41.25	35.00	35.00	45.00	60.00	35.00
TOOTHPOWDER DENTONIC 90 GRM	EACH	35.00	32.00	28.00	22.00	32.00	28.00	35.00	25.00
HAIR-COLOUR BEGIN (6 GMS)	EACH	110.00	110.00	100.00	110.00	110.00	100.00	110.00	100.00
HAIR COLOUR (KALAKOLA)	BOTTLE	130.00	130.00	130.00	130.00	130.00	130.00	135.00	130.00
FACECREAM PONDS (MEDIUM)	EACH	120.00	120.00	110.00	120.00	120.00	120.00	120.00	120.00
TALC POWDER VICE ROAY,B.CAT	EACH	165.00	145.00	130.00	150.00	145.00	150.00	162.50	145.00
BLADE TREET ORDINARY 10'S	PKT.	40.00	40.00	42.00	40.00	40.00	45.00	45.00	40.00
BLADE 7-O-CLOCK STAIN. 5'S	PKT.	40.00	35.00	35.00	30.00	35.00	38.00	32.50	35.00
SHAMPOO SUNSILK/PAINTIN 100 ML	BOTTLE	110.00	110.00	110.00	99.00	99.00	100.00	110.00	100.00
BEAUTY CREAM (FAIR & LOVELY)	EACH	130.00	75.00	185.00	200.00	75.00	200.00	185.00	200.00
HAIR REMOVING CREAM (EU-CREAM)	TUBE	65.00	65.00	65.00	65.00	65.00	65.00	65.00	65.00
GEL MEDIUM SIZE	BOTTLE	80.00	60.00	65.00	55.00	60.00	70.00	100.00	120.00
DISPOSABLE RAZOR GILLET-II	EACH	45.00	45.00	45.00	40.00	45.00	45.00	40.00	40.00
SHAVING CREAM TOUCH-ME/ADM.	EACH	70.00	70.00	70.00	55.00	70.00	55.00	70.00	70.00
GOLD TEZABI 24 CT	10 GM.	49028.00	46457.00	45250.00	48870.00	46457.00	46700.00	48692.00	46750.00
SILVER TEZABI 24 CT	10 GM.	720.00	677.00	787.50	728.00	677.00	625.00	668.00	720.00
ARTIFICIAL JEWELLARY SET	SET	1267.31	625.00	1700.00	375.00	650.00	600.00	1800.00	250.00
WRIST WATCH GENTS CITIZEN (ORIGINAL) ***	EACH	2861.54	3100.00	3750.00	2500.00	3000.00	2600.00	3050.00	2500.00
WRIST WATCH LADIES CITIZEN (ORIGINAL) ***	EACH	2861.54	3050.00	3750.00	2500.00	3000.00	2500.00	2550.00	2500.00
WALL CLOCK QUARTZ AV.QLTY	EACH	500.96	400.00	500.00	350.00	400.00	500.00	500.00	250.00
SUITCASE REXIN (24"x16"x6")	EACH	1688.46	975.00	1600.00	900.00	975.00	1550.00	1500.00	1300.00
TRUNK MEDIUM SIZE ***	EACH	1900.00	1450.00	3000.00	1200.00	1450.00	3125.00	1250.00	1300.00
PURSE LADIES (LEATHER) AVERAGE QUALITY	EACH	1759.62	725.00	1500.00	650.00	750.00	600.00	1350.00	400.00

### 7.11 Intercity Consumer Prices January, 2018

Description	Unit	Peshawar	Mardan	Abbott- abad	Bannu	D.I. Khan	Mingora
WHEAT	10 KG.	360.00	365.00	450.00	355.00	327.50	320.00
WHEAT FLOUR FINE/SUPERIOR.	KG.	45.00	41.00	45.00	40.50	38.25	40.00
WHEAT FLOUR AVG. QLTY	KG.	39.17	39.00	40.00	40.00	37.00	39.00
WHEAT FLOUR BAG	10 KG.	387.50	382.50	400.00	400.00	372.50	385.00
MAIDA	KG.	51.67	50.00	50.00	51.00	47.50	50.00
SUJI	KG.	55.00	50.00	60.00	50.00	48.00	50.00
BESAN AV. QLTY.	KG.	131.67	130.00	130.00	130.00	117.50	160.00
RICE BASMATI SUP. QLTY.	KG.	126.67	140.00	130.00	120.00	127.50	120.00
RICE BASMATI 385/386	KG.	105.00	110.00	85.00	130.00	110.00	80.00
RICE BASMATI BROKEN AV.QLTY	KG.	77.50	75.00	90.00	52.50	70.00	70.00
RICE IRR1-6 (SINDH/PUNJAB)	KG.	55.83	52.50	55.00	61.00	55.00	50.00
VERMICELLI	KG.	72.50	72.50	90.00	70.00	72.50	80.00
BREAD PLAIN MEDIUM SIZE	EACH	35.00	35.00	35.00	35.00	30.00	40.00
RUSK (PAPAY)	KG.	200.00	200.00	160.00	140.00	147.50	260.00
BISCUITS-PACKED	PKT	34.17	35.00	40.00	40.00	37.50	40.00
BISCUIT-BAKERY (LOOSE)	250 GM	69.58	87.50	60.00	62.50	52.50	70.00
CORNFLAKS FAUJI 225 GM.	PKT	204.67	200.00	205.00	175.00	200.00	170.00
SAMOSA (VEGATABLE)	EACH	7.67	10.00	10.00	17.50	10.00	10.00
PASTRY AV.QLTY.	EACH	23.33	20.00	20.00	20.00	25.00	20.00
PATTIES (VEGATABLES)	EACH	30.00	20.00	20.00	30.00	20.00	15.00
NIMCO	250 GM	50.00	50.00	50.00	57.50	51.25	50.00
CHIPS	250 GM	55.00	50.00	80.00	62.50	55.00	60.00
BEEF WITH BONE AV.QLTY.	KG	336.67	310.00	300.00	320.00	320.00	325.00
MUTTON AV.QLTY.	KG	733.33	600.00	700.00	570.00	637.50	600.00
CHICKEN FARM BROILER (LIVE)	KG	170.00	176.00	155.00	176.25	144.00	186.00
FISH-RAHU MEDIUM SIZE	KG	226.67	230.00	300.00	370.00	290.00	250.00
MILK FRESH (UNBOILED)	LTR.	85.00	90.00	90.00	82.50	72.50	100.00
CURD	KG.	97.50	100.00	100.00	97.50	80.00	120.00
MILK TETRA PACK 1/2 LTR.	PKT.	60.00	60.00	59.00	60.00	70.00	65.00
LACTOGEN 400 GRAMS	PKT.	425.00	440.00	450.00	440.00	438.00	450.00
POWDER MILK NIDO 400GM.	PKT	370.00	375.00	380.00	330.48	395.00	370.00
MILK POWDER LOOSE/PACKED	KG.	406.67	400.00	500.00	545.00	430.00	425.00
BUTTER LOCAL PACKED	50 GM.	27.00	60.00	25.00	45.00	32.50	28.00
EGGS FARM	DOZ	133.33	120.00	114.00	130.00	112.50	125.00
MUSTARD OIL AV.QLTY.	KG.	218.33	230.00	240.00	180.00	162.50	220.00
COOKING OIL (DALDA)	2.5LTR	470.00	465.00	475.00	475.00	447.50	450.00
COOKING OIL (PAKWAN) OTHER BRAND SPECIFY	2.5 LTR	379.00	350.00	370.00	430.00	440.00	475.00
VEGETABLE GHEE TIN	2.5KG.	460.00	460.00	460.00	470.00	475.00	420.00
VEGETABLE GHEE (LOOSE)	KG.	159.17	157.50	150.00	160.00	157.50	165.00
DATES AV.QLTY.	KG.	160.00	145.00	200.00	203.75	167.50	200.00
PISTACHIO AV.QLTY.	50 GM.	71.67	90.00	100.00	90.00	60.00	70.00
ALMONDS WHOLE AV.QLTY.	KG.	708.33	712.50	475.00	695.00	500.00	650.00
COCONUT DRY AV.QLTY.	KG.	393.33	400.00	400.00	330.00	300.00	375.00
RAISINS AV.QLTY.	50 GM.	27.50	20.00	20.00	13.50	14.75	15.00
GROUNDNUTS (WITH SHELL)	KG.	200.00	200.00	200.00	185.00	155.00	190.00
MALTA/MOSAMBI	DOZ	145.00	150.00	150.00	80.00	65.00	120.00
KINNU	DOZ	86.67	100.00	80.00	60.00	70.00	50.00
APPLE	KG	145.00	130.00	140.00	125.00	125.00	100.00
ALOO BUKHARA	KG	0.00	0.00	0.00	0.00	0.00	0.00
POMEGRANATE (ANNAR)	KG	190.00	210.00	200.00	350.00	175.00	180.00
GRAPES	KG	0.00	0.00	0.00	0.00	0.00	0.00
BANANAS	DOZ	73.33	70.00	100.00	65.00	55.00	60.00
MANGO KALMI	KG	0.00	0.00	0.00	0.00	0.00	0.00
GUAVA	KG	93.33	75.00	80.00	75.00	75.00	80.00
WATERMELON (TURBOOZ)	KG	0.00	0.00	0.00	0.00	0.00	0.00
MUSKMELON (KHARBOOZA)	KG	0.00	0.00	0.00	0.00	0.00	0.00
SWEETMELON (GARMA)	KG	0.00	0.00	0.00	0.00	0.00	0.00
PULSE MASOOR (WHOLE)	KG.	86.25	80.00	120.00	100.00	100.00	70.00
PULSE MASOOR (WASHED)	KG.	85.00	80.00	110.00	105.00	112.50	100.00
PULSE MOONG (WASHED)	KG.	85.83	80.00	115.00	95.00	110.00	100.00
PULSE MASH (WASHED)	KG.	144.33	145.00	145.00	122.50	185.00	120.00
PULSE GRAM	KG.	116.67	112.50	125.00	105.00	113.75	100.00
GRAM WHOLE BLACK AV QLTY.	KG.	135.00	120.00	155.00	92.50	87.50	125.00
GRAM WHOLE YELLOW AV.QLTY	KG.	210.00	220.00	215.00	155.00	155.00	200.00

Contd.

### 7.11 Intercity Consumer Prices January, 2018

Description	Unit	Peshawar	Mardan	Abbott- abad	Bannu	D.I. Khan	Mingora
BEANS (LAL LOBIA)	KG.	126.67	120.00	150.00	135.00	108.75	140.00
POTATOES	KG	33.33	35.00	30.00	40.00	37.50	40.00
ONION	KG	65.00	60.00	60.00	50.00	61.25	50.00
TURNIP	KG	31.67	22.50	30.00	20.00	25.00	30.00
RADISH	KG	24.17	20.00	20.00	20.00	6.00	30.00
TOMATOES	KG	62.50	45.00	45.00	40.00	67.50	50.00
CABBAGE	KG	43.33	30.00	50.00	50.00	40.00	50.00
CAULIFLOWER	KG	43.33	30.00	50.00	40.00	47.50	60.00
BRINJAL	KG	45.00	50.00	60.00	30.00	27.50	60.00
PUMPKIN	KG	0.00	0.00	0.00	0.00	0.00	0.00
BOTTLEGOURD	KG	0.00	0.00	0.00	0.00	0.00	0.00
LADY FINGER	KG	0.00	0.00	0.00	0.00	0.00	0.00
PEAS	KG	113.33	60.00	50.00	60.00	72.50	50.00
SPINACH	KG	19.17	20.00	20.00	20.00	21.25	40.00
TINDA	KG	0.00	0.00	0.00	0.00	0.00	0.00
TURAI	KG	0.00	0.00	0.00	0.00	0.00	0.00
KARAILA	KG	0.00	0.00	0.00	0.00	0.00	0.00
ARVI	KG	0.00	0.00	0.00	0.00	0.00	0.00
CHILLIES GREEN	KG	108.33	100.00	120.00	120.00	85.00	130.00
CARROT	KG	53.33	30.00	30.00	35.00	30.00	35.00
COCUMBER (KHEERA)	KG	46.67	60.00	65.00	50.00	47.50	50.00
LEMON	250GM	29.17	30.00	30.00	20.00	20.00	25.00
SUGAR REFINED	KG.	54.67	54.00	54.00	52.00	52.50	56.00
GUR AV.QLTY	KG.	93.33	75.00	100.00	82.50	66.00	80.00
HONEY LANGANESE 500 GM.	BOTTLE	933.33	840.00	950.00	750.00	850.00	500.00
MILO 200 GM.	BOTTLE	216.67	225.00	270.00	200.00	220.00	200.00
CUSTARD POWDER RAFHAN 300 GM.	PKT	78.33	80.00	80.00	85.00	80.00	80.00
TOFFEE (HILAL)	EACH	1.67	2.00	1.00	1.00	1.00	1.00
CHOWKELATE CANDY (SMALL SIZE)	EACH	5.00	5.00	5.00	5.00	5.00	5.00
SWEETMEAT (MIXED)	KG	273.33	280.00	220.00	190.00	247.50	280.00
ICE CREAM WALLS	CUP.	43.33	45.00	40.00	40.00	45.00	40.00
ICE	KG	10.00	10.00	10.00	12.00	10.00	25.00
JAM AHMED/MITCHELLES	BOTTLE	136.67	140.00	140.00	110.00	140.00	160.00
SQUASH-MITCHELLES	BOTTLE	165.00	165.00	175.00	160.00	165.00	165.00
ROOH AFZA	BOTTLE	170.00	170.00	170.00	170.00	170.00	170.00
JAM-E-SHIREEN	BOTTLE	180.00	180.00	180.00	160.00	180.00	180.00
SAUNF	50 GM	20.00	15.00	20.00	15.00	10.00	10.00
CINAMON LOOSE AV. QLTY	50 GM.	23.33	27.50	20.00	30.00	20.00	20.00
CUMINSEED WHITE NATIONAL	50 GM.	70.00	54.00	56.00	50.00	70.00	50.00
PEPPER BLACK NATIONAL	50 GM.	110.00	110.00	110.00	96.00	110.00	96.00
CLOVES LOOSE AV.QLTY	50 GM.	131.67	100.00	100.00	107.50	120.00	90.00
CARDAMOM LARGE LOOSE AV.QLTY	50 GM.	160.00	160.00	100.00	90.00	120.00	95.00
CARDAMOM SMALL AV.QLTY	50 GM.	128.33	130.00	120.00	120.00	62.00	100.00
SALT-POWDERED (LAHORI) LOOSE	KG.	10.00	10.00	10.00	12.00	17.50	15.00
SALT POWDERED (NATIONAL/SHAN)	PKT	25.00	25.00	25.00	20.00	25.00	20.00
CHILLIES POWD.NATIONAL 200GM	PKT	115.00	120.00	109.25	105.00	120.00	116.00
CHILLIES POWDER LOOS	KG.	273.33	240.00	320.00	240.00	237.50	220.00
CORRIANDER SEED POWD.NATIONAL	PKT	104.00	104.00	105.00	104.00	105.00	116.00
CORRIANDER SEED (LOOSE)	KG.	266.67	240.00	320.00	280.00	200.00	200.00
TURMERIC POWD.NATIONAL 50GM	PKT.	35.00	35.00	35.00	35.00	35.00	40.00
CURRY POWD. NATIONAL 200 GM	PKT.	87.00	87.00	87.00	87.00	87.00	87.00
TOMATO KETCHUP AHMED/MITCHL	BOTTLE	113.33	105.00	90.00	70.00	95.00	130.00
PICKLES AHMED/MITCHELLES	BOTTLE	121.67	110.00	140.00	100.00	110.00	110.00
VINEGAR SYNTHETIC (SIRKA)	BOTTLE	88.33	70.00	90.00	40.00	60.00	100.00
GARLIC	KG	180.00	145.00	160.00	170.00	145.00	160.00
GINGER	KG	190.00	200.00	200.00	240.00	210.00	170.00
TAPAL DANEDAR TEA 200GM PACKET	PKT	178.95	178.95	170.00	158.00	175.00	170.00
TEA LIPTON YELLOW LABEL 200GM.	PKT.	178.95	178.95	170.00	205.25	180.00	180.00
TEA LOOSE KENYA AV.QLTY 250GM.	PKT.	175.83	170.00	180.00	177.50	140.00	170.00
COFFEE-NESCAFE 75 GM. **	BOTTLE	346.67	365.00	320.00	290.00	350.00	360.00
COLD DRINK (STANDARD SIZ)	BOTTLE	26.67	30.00	25.00	25.00	25.00	25.00
FRUIT JUICE TETRA PACK	PKT.	15.00	15.00	30.00	17.50	20.00	30.00
MINERAL WATER NESTLE 1.5 LTR	BOTTLE	46.67	50.00	50.00	50.00	50.00	50.00
CIGARETTES K-2 10'S **	PKT	55.00	70.00	45.00	55.00	50.00	50.00

Contd.

### 7.11 Intercity Consumer Prices January, 2018

Description	Unit	Peshawar	Mardan	Abbott- abad	Bannu	D.I. Khan	Mingora
CIGARETTES CAPSTAN 10'S **	PKT	55.00	60.00	50.00	60.00	50.00	70.00
CIGARETTES GOLD LEAF 20'S	PKT	138.33	140.00	135.00	140.00	130.00	130.00
CIGARETTES MORVEN GOLD 20'S	PKT	55.00	60.00	50.00	60.00	60.00	60.00
BETEL LEAVES	50GM.	93.33	140.00	90.00	80.00	50.00	60.00
BETEL NUTS	KG.	1600.00	1600.00	1800.00	1300.00	1300.00	400.00
LONG CLOTH 57" GUL AHMED/AL-KARAM	METER	333.33	300.00	250.00	180.00	227.50	320.00
SHIRTING AV.QLTY.	METER	304.17	300.00	225.00	150.00	150.00	182.50
PANT CLOTH W & WEAR AV.QLTY	METER	366.67	350.00	450.00	690.00	265.00	650.00
LAWN PRINTED GUL AHMED/AL-KARAM	METER	360.00	380.00	460.00	192.50	260.00	185.00
GEORGETTE AV.QLTY	METER	120.00	120.00	250.00	100.00	90.00	115.00
LINEN AV.QLTY ***	METER	153.33	175.00	150.00	148.75	80.00	145.00
HEAVY WT SUITING LAWERNCPUR AVG QLTY	METER	2800.00	2800.00	1850.00	980.00	1000.00	2250.00
HEAVY WT SUITING LAWERNCPUR SUP QLTY	METER	3050.00	3050.00	1850.00	1100.00	2000.00	2725.00
TROPICAL SUITING LAW.PUR	METER	1600.00	1600.00	1300.00	750.00	1375.00	1300.00
PANT BOY 24"/26" LENGTH.	EACH	460.00	400.00	500.00	750.00	311.25	400.00
SHIRT BOY 24"/26" LENGTH	EACH	358.33	290.00	500.00	350.00	290.00	425.00
SCHOOL UNI. PANT,SHIRT BOYS	SUIT	826.67	690.00	585.00	775.00	481.25	705.00
SCHOOL UNI. KAMEEZ,SHAL.BOYS	SUIT	758.33	600.00	750.00	725.00	450.00	475.00
SCHOOL UNI. KAMEEZ,SHAL.GIRL	SUIT	790.00	675.00	675.00	730.00	500.00	650.00
FROCK W/WEAR GIRLS	EACH	1066.67	1150.00	1250.00	1035.00	680.00	3250.00
AWAMI-SUIT W & W(BOY) 24"/26	SUIT	983.33	950.00	1200.00	943.75	600.00	615.00
AWAMI-SUIT W&W (GENTS)AV.QLTY	SUIT	1850.00	1550.00	2200.00	2000.00	925.00	1300.00
PULLOVER GENTS OXFORD/BON.	EACH	3430.00	3430.00	3600.00	3500.00	2400.00	3500.00
PULLOVER LADIES OXFORD/BON.	EACH	3190.00	2800.00	3100.00	3400.00	2400.00	3500.00
PULLOVER (GENTS) OTHERS A.QTY	EACH	1066.67	1100.00	1975.00	1550.00	825.00	1925.00
SECOND-HAND COAT FOR MEN	EACH	675.00	650.00	800.00	325.00	225.00	650.00
SECONDHAND SWEETER FOR MEN DUP QLTY	EACH	808.33	850.00	500.00	300.00	250.00	550.00
SECONDHAND WINTER JACKET	EACH	850.00	1100.00	700.00	225.00	225.00	875.00
UNDERWEAR AV.QLTY MEDIUM SIZE	EACH	110.00	110.00	190.00	97.50	80.00	130.00
VEST FOR MEN AV.QLTY.	EACH	131.67	110.00	150.00	102.50	70.00	110.00
VEST/SHAMEEZ (WOMEN) AVG. QLTY	EACH	151.67	140.00	200.00	145.00	110.00	95.00
SOCKS NYLON (PAKISTANI)	PAIR	76.67	100.00	100.00	67.50	50.00	60.00
BRASSIER AV.QLTY.	EACH	135.00	150.00	90.00	200.00	100.00	135.00
BRASSIER SUP QLTY	EACH	258.33	225.00	265.00	266.25	115.00	250.00
DOPATTA GEORGETTE AV.QLTY.	EACH	250.00	250.00	350.00	260.00	250.00	350.00
DOPATTA COTTON AV GLTY	EACH	221.67	190.00	250.00	275.00	230.00	255.00
CHADDAR (W/WEAR) (2x2.5 MTR)	EACH	1016.67	950.00	600.00	477.50	337.50	800.00
LUNGI/DHOTI(COTTON) AVG. QLTY	EACH	283.33	325.00	350.00	450.00	230.00	210.00
HANDKERCHIEF AVG. QLTY PAK	EACH	30.00	30.00	40.00	20.00	42.50	35.00
HANDKERCHIEF SUP. QLTY PAK	EACH	50.00	50.00	50.00	40.00	50.00	60.00
GLOVES AV QLTY	PAIR	125.00	110.00	100.00	55.00	60.00	55.00
AZARBAND COTTON AVG. QLTY	EACH	30.00	30.00	12.50	20.00	11.00	22.50
SEWING THREAD/REEL(ASLI PARI)	EACH	8.50	8.50	7.00	5.00	5.00	5.00
WASHING CHARGES PAINT & SHIRT	SUIT	221.67	110.00	60.00	100.00	80.00	100.00
DRY CLEANING SUIT COAT PANT	SUIT	516.67	315.00	400.00	250.00	180.00	450.00
WASHING CH. (KAMIZ-SHALWAR)	PAIR	89.17	90.00	60.00	90.00	35.00	60.00
TAILORING SHIRT	EACH	550.00	525.00	600.00	350.00	265.00	500.00
TAILORING CHARGES PANT (MEN)	EACH	1533.33	900.00	1200.00	1050.00	600.00	1225.00
TAILORING COAT-PANT SUIT	SUIT	6508.33	7000.00	5700.00	2950.00	2500.00	6250.00
TAILORING AWAMI-SUIT (MALE)	SUIT	716.67	650.00	700.00	575.00	575.00	650.00
TAILORING SUIT FEMALE	SUIT	558.33	550.00	425.00	475.00	475.00	650.00
GENTS SHOES PAUL BATA	PAIR	1199.00	1199.00	1199.00	1199.00	1199.00	1199.00
GENTS SANDAL BATA	PAIR	699.00	699.00	699.00	699.00	699.00	699.00
GENTS SPOUNG CHAPPAL BATA	PAIR	179.00	179.00	179.00	179.00	179.00	179.00
LADIES SANDAL BATA	PAIR	499.00	499.00	499.00	499.00	499.00	499.00
LADIES SPOUNG CHAPPAL BATA	PAIR	179.00	179.00	179.00	179.00	179.00	179.00
CHILD SHOE POWER LITE BATA	PAIR	599.00	599.00	599.00	599.00	599.00	599.00
GENTS SHOE, ART 1109 SERVICE	PAIR	999.00	999.00	999.00	999.00	999.00	999.00
NYLON JOGGER 27 SIZE 2-5 ***	PAIR	1299.00	1299.00	1299.00	1299.00	1299.00	1299.00
CHINA FOOT WEAR AV. QLTY (MALE) *	PAIR	983.33	950.00	1200.00	950.00	750.00	1350.00
CHINA FOOT WEAR AV. QLTY (FEMALE) *	PAIR	833.33	875.00	900.00	825.00	475.00	512.50
CHINA FOOT WEAR AV. QLTY (CHILDREN) *	PAIR	550.00	575.00	899.00	475.00	325.00	550.00
SHOE REPAIR HALF SOLE	PAIR	136.67	120.00	150.00	95.00	95.00	210.00
SHOES POLISH CHARGES AVERAGE SHOP	PAIR	20.00	20.00	20.00	20.00	20.00	20.00

Contd.

### 7.11 Intercity Consumer Prices January, 2018

Description	Unit	Peshawar	Mardan	Abbott- abad	Bannu	D.I. Khan	Mingora
HOUSE RENT (combined)	MONTH	8083.23	3582.17	8543.01	4550.70	5916.67	4183.72
rent 2	pm	8083.23	3582.17	8543.01	4550.70	5916.67	4183.72
RENT3	PM	8083.23	3582.17	8543.01	4550.70	5916.67	4183.72
RENT4	PM	8083.23	3582.17	8543.01	4550.70	5916.67	4183.72
RENT5	PM	8083.23	3582.17	8543.01	4550.70	5916.67	4183.72
RENT6	PM	8083.23	3582.17	8543.01	4550.70	5916.67	4183.72
SYNTHETIC ENEMAL ROBIALAC BALTI 3.64 LTR.	EACH	1900.00	1600.00	1950.00	1820.00	2000.00	2250.00
SYNTHETIC ENEMAL ICI BALTI 3.64 LTR.	EACH	2050.00	1900.00	1850.00	1830.00	1989.00	1900.00
CEMENT (LOCAL) SPECIFY BRAND NAME	BAG	505.00	495.00	490.00	502.50	500.00	470.00
BRICKS (NEW) IST CLASS	P/1000	8750.00	7500.00	12000.00	6900.00	5875.00	11250.00
CEMENT BLOCKS (6"x8"x12")	P/100	2900.00	3000.00	3000.00	2400.00	2650.00	3475.00
BAJREE	100CFT	3400.00	2800.00	2500.00	1800.00	2875.00	2800.00
SAND (BLACK PIT SAND)	K100CFT	2266.67	1600.00	2700.00	1475.00	1450.00	3100.00
TIMBER SHESHAM LOG IST QUALITY	cubmt.	57286.67	60072.00	0.00	36000.00	32700.00	0.00
IRON BAR (M.S. BAR) 1/2"	P/TON	77750.00	75750.00	78000.00	79000.00	73750.00	79000.00
CARPANTER WAGE RATE	P/DAY	1000.00	900.00	1000.00	1000.00	950.00	1200.00
MASON (RAJ) WAGE RATE	P/DAY	1200.00	1100.00	1000.00	1300.00	950.00	1200.00
UNSKILLED LABOUR WAGE RATE	P/DAY	600.00	600.00	700.00	600.00	480.00	700.00
PLUMBER WAGE RSTE	P/DAY	1200.00	1350.00	0.00	900.00	900.00	1000.00
ELECTICIAN WAGE RATE PER DAY **	P/DAY	1000.00	1000.00	0.00	700.00	900.00	1200.00
ELECTICIAN WAGE RATE PER POINT **	P/PNT	100.00	150.00	250.00	92.50	70.00	275.00
WATER CHARGES PER HOUSE	P/MONTH	150.00	120.00	175.00	200.00	100.00	130.00
ELECT.CHARGES UPTO 50 UNITS	P/UNIT	2.00	2.00	2.00	2.00	2.00	2.00
ELECT.CHARGES 01 - 100 UNIT	P/UNIT	6.18	6.18	6.18	6.18	6.18	6.18
ELECT.CHARGES 101 - 300 UNIT	P/UNIT	9.54	9.54	9.54	9.54	9.54	9.54
ELECT.CHARGES 301 - 1000 UNIT	P/UNIT	16.39	16.39	16.39	16.39	16.39	16.39
ELECT.CHARGES ABOVE 1000 UNIT	P/UNIT	18.39	18.39	18.39	18.39	18.39	18.39
ELEC	PM	10.50	10.50	10.50	10.50	10.50	10.50
GAS CHRGR upto 3.3719 MMBUT	MMBTU	128.70	128.70	128.70	128.70	0.00	128.70
GAS CHRGR 3.3719 - 6.7438 MMBUT	MMBTU	257.40	257.40	257.40	257.40	0.00	257.40
GAS CHRGR 6.7438 - 10.1157 MMBUT	MMBTU	257.40	257.40	257.40	257.40	0.00	257.40
GAS CHRGR10.1157 - 13.4876 MMBUT	MMBTU	702.00	702.00	702.00	702.00	0.00	702.00
GAS	PM	702.00	702.00	702.00	702.00	0.00	702.00
GAS	PM	409.50	409.50	409.50	409.50	0.00	409.50
KEROSENE OIL	LTR	105.00	100.00	100.00	100.00	85.00	89.00
FIREWOOD WHOLE	40 KG.	729.17	500.00	400.00	500.00	350.00	560.00
CHAIR SHESHAM WOOD WITH ARMS **	EACH	2250.00	1800.00	3000.00	1150.00	2550.00	1450.00
CHAIR PLASTIC (CHAIRMAN) AVERAGE QUALITY	EACH	1300.00	1200.00	940.00	675.00	800.00	850.00
TABLE SHESHAM WOOD (4X2X5") ***	EACH	6500.00	6000.00	8000.00	6925.00	4500.00	5000.00
SOFASET WOODEN WITH FOAM SEAT **	SET	24000.00	17000.00	17000.00	15750.00	18000.00	21000.00
COT IRON (WITH NIWAR)AV.QLTY.	EACH	2100.00	2100.00	2500.00	2375.00	2300.00	2300.00
ALMIRAH (STEEL) 6'X3' 20 GUAGE	EACH	9083.33	9250.00	8000.00	10825.00	9300.00	9000.00
DINNING TABLE 6 CHAIRS A.QLTY	SET	29166.67	27500.00	35000.00	12350.00	17000.00	23000.00
SINGLE BED WITHOUT FOAM MED.	EACH	8083.33	6250.00	8000.00	3950.00	5700.00	5000.00
MATRESS SINGLE(4"THICK)	EACH	5533.33	4500.00	5000.00	4550.00	3350.00	5000.00
FARSHI DARI 12'X9' AV.QLTY	EACH	1391.67	1150.00	2100.00	1450.00	1100.00	1525.00
DARI COTTON (6'x2 1/2') AV.QL	EACH	308.33	275.00	300.00	465.00	400.00	525.00
CARPET PLAIN AV. QLTY	SQFT.	43.33	45.00	55.00	44.50	35.00	47.50
QUILT (LIHAF) 3 KG. COTTON	EACH	1050.00	1025.00	1100.00	1075.00	600.00	650.00
BLANKET (90" x 54")	EACH	3100.00	2300.00	3500.00	3200.00	3500.00	5250.00
BEDSHEET SINGLE BED SUP.QLTY	EACH	883.33	850.00	900.00	545.00	500.00	700.00
BED SHEET DOUBLE WITH TWO PILLOW COVERS SUP QLTY	SET	1633.33	1500.00	2000.00	1475.00	1075.00	2000.00
TOWEL(3'x2') AV. QALTY	EACH	333.33	225.00	550.00	312.50	275.00	275.00
CEILING FAN 48" SUPER QLTY **	EACH	3050.00	2900.00	3500.00	3600.00	3250.00	3500.00
PEDESTAL FAN 22" SUPER QLTY	EACH	4783.33	3900.00	4600.00	4825.00	4730.00	3550.00
REFG. DAWLENCE 10 CFT. D.DOOR	EACH	28750.00	26000.00	34500.00	36000.00	36900.00	30000.00
D-FREEZER WAVES 8 CFT.	EACH	32333.33	30000.00	29500.00	40000.00	29000.00	32000.00
AIRCONDITIONER 1.5 TON PEL	EACH	40000.00	41000.00	39500.00	46000.00	44000.00	44000.00
SPLIT AIR CONDITIONER 1.5 TON (SPECIFY BRAND NAME)	EACH	43800.00	41000.00	46000.00	45000.00	41250.00	48000.00
AIRCOOLER SUPER ASIA	EACH	15833.33	16000.00	14500.00	11250.00	14900.00	11000.00
WASHING MACHINE SINGER	EACH	15300.00	17300.00	17000.00	14700.00	14700.00	14700.00
SEWING MACHINE(SINGER)	EACH	7400.00	7400.00	7400.00	5910.00	7200.00	7400.00
GIZER LARGE SIZE 30 GALLON CAPACITY SUP QLTY	EACH	21373.33	22900.00	17500.00	15400.00	17537.50	16500.00
GAS BURNER DOUBLE SPFY.BRAND	EACH	3350.00	2950.00	4800.00	2950.00	2350.00	1412.50

Contd.

### 7.11 Intercity Consumer Prices January, 2018

Description	Unit	Peshawar	Mardan	Abbott- abad	Bannu	D.I. Khan	Mingora
ELECT. IRON PHILIPS MDL.1120	EACH	3400.00	3200.00	3500.00	1525.00	2100.00	1500.00
ELECTRIC JUICER FOR APPLE	EACH	4633.33	4350.00	5500.00	4850.00	3625.00	1700.00
S.STEEL DEGHCHI MEDIUM SIZE ***	EACH	833.33	725.00	650.00	610.00	500.00	600.00
ALUMINIUM COOKING PAN (DEGCHI ) MED SIZE	EACH	691.67	625.00	600.00	595.00	425.00	750.00
NON STICK COOKING PAN (DEGCHI ) SUP. QLTY	EACH	1211.00	950.00	1000.00	570.00	520.00	800.00
FRYING PAN STEEL AVG. QLTY MED. SIZE	EACH	458.33	350.00	375.00	500.00	352.50	325.00
TAWA IORN (MEDIUM SIZE) AVG. QLTY	EACH	416.67	375.00	500.00	600.00	355.00	325.00
S.STEEL PLATE A.QLTY.(M.SIZE)	EACH	74.17	65.00	80.00	70.00	55.00	75.00
TABLE SPOON S.STEEL SUP.QLTY.	DOZEN	475.00	250.00	600.00	527.50	300.00	550.00
WATER SET JUG+6 GLASSES (OMROC)	SET	583.33	475.00	550.00	505.00	512.50	550.00
TEA SET PAK. CHINAWARE 21 PCS.	SET	2450.00	2100.00	2500.00	1625.00	2500.00	2650.00
DINNER SET PLASTIC 72 PIECES SUPERIOR QLTY	SET	8750.00	8000.00	6500.00	4462.50	4500.00	4750.00
HOTPOT SET PLASTIC 3 PCS.	SET	1258.33	1150.00	2000.00	1590.00	1200.00	1725.00
BUCKET(BALTI) PLASTIC MED.SIZ	EACH	366.67	300.00	337.50	465.00	350.00	355.00
LOTA PLASTIC (MED SIZE) AVERAGE QUALITY	EACH	58.33	45.00	55.00	40.00	50.00	65.00
PRESURE COOKER 4 LTR.	EACH	1416.67	1100.00	1350.00	1500.00	1375.00	1450.00
WATER COOLER 9/10 LTR.PLASTIC ***	EACH	533.33	475.00	850.00	472.50	650.00	550.00
THERMOS STARVAC 1 LTR	EACH	550.00	500.00	550.00	625.00	700.00	850.00
BULB PHILIPS 100-WATTS	EACH	40.00	40.00	30.00	35.00	35.00	40.00
TUBE LIGHT PHILIPS 40 WATTS	EACH	100.00	100.00	105.00	95.00	125.00	100.00
ELECTRIC BLUBS "0" WATTE LOCAL	EACH	20.00	20.00	22.50	20.00	22.50	20.00
ELECTRIC BLUB ENERGY SAVER 14 WATTS	EACH	180.00	180.00	165.00	160.00	170.00	200.00
WASHING SOAP 250 GMS SPECIFY BRAND NAME	EACH	40.00	40.00	40.00	37.00	37.50	27.50
SURF EXCEL 400 GMS POLY BAG	EACH	130.00	130.00	130.00	125.00	111.25	130.00
WASHING POWDER 1000 GRM	EACH	155.00	155.00	185.00	160.00	185.00	155.00
WASHING POWDER (WHEEL/ BONUS) 100 GRAMS	EACH	90.00	90.00	90.00	100.00	105.00	90.00
CLEANSER POWDER VIM 1000 GM	PKT.	75.00	75.00	75.00	75.00	72.50	75.00
FINIS 500 ML	BOTTLE	180.00	170.00	190.00	140.00	110.00	110.00
PHNYLE TYPHONE/FINIS/CARRANITE 3 LITRES	BOTTLE	150.00	160.00	170.00	137.50	125.00	130.00
HARPIC	BOTTLE	160.00	155.00	155.00	145.00	155.00	150.00
BOOT POLISH CHERRY/KIWI 50ML	EACH	111.67	115.00	135.00	100.00	115.00	100.00
ROBIN BLUE (35 GRAMS)	PKT.	60.00	55.00	45.00	35.00	28.00	30.00
TISSU PAPER PERFUMED 100 PCS.	PKT	113.33	110.00	110.00	97.50	102.50	115.00
TOILET PAPER ROLL (R.PETEL)	P/ROLL	41.67	40.00	45.00	35.00	35.00	40.00
BOOT POLISH LIQUID CHEERY BLOSSOM KIWI 75 ML	BOTTLE	160.00	135.00	150.00	120.00	137.50	117.00
MATCH BOX SMALL	EACH	2.00	2.00	3.00	3.00	1.00	1.00
DRY CELL 1.5 VOLT(LOCAL)	EACH	35.00	30.00	15.00	25.00	20.00	20.00
HAND STITCHING NEEDLE M.SIZE	PACKET	5.83	6.00	10.00	6.00	6.00	5.00
SEWING MACHINE NEEDLE (SINGER)	EACH	5.83	6.00	7.50	5.00	5.00	5.00
HOUSEHOLD SERVANT FEMALE P/T	P/MNTH	1516.67	1200.00	3000.00	1650.00	2750.00	3500.00
MARRIAGE HALL WITH FURNITURE	P/HEAD	225.00	237.50	150.00	90.00	100.00	60.00
SEPTRAN TABLETS	10TAB.	20.00	20.00	18.00	19.30	20.00	20.00
BRUFEN TABS 200-MG.	10TAB.	10.67	10.00	10.00	10.00	10.00	10.00
PANADOL TAB. EXTRA/PLAIN	10TAB.	12.00	12.00	12.00	13.00	12.00	15.00
DISPRIN TAB.	10TAB.	12.67	12.00	12.00	13.00	12.00	12.50
TRISIL TAB.	10 TAB	10.00	10.00	10.00	10.00	10.00	10.00
FLAGYL TAB. 200 MG.	10TAB.	15.00	10.00	10.00	10.00	10.00	10.00
VENTOLIN TAB. 2MG.	10TAB.	10.00	10.00	10.00	10.00	9.67	10.00
DAONIL TAB. 5 MG.	10TAB.	17.00	17.00	16.83	17.00	16.80	17.00
ENTOX TAB.	10TAB.	15.00	15.00	15.00	14.00	15.00	10.00
RENITEC TAB. 5 MG.	10TAB.	58.50	59.00	58.00	59.00	58.00	58.50
CAC. 1000 TAB	BOTTLE	124.44	124.44	124.00	124.00	124.00	122.00
AMOXIL CAPSOLE 250 MG.S	10CAP.	35.00	35.00	36.00	36.00	36.00	36.00
CALCIUM SYRUP SANDOZ	BOTTLE	64.00	64.00	64.00	64.00	64.00	64.00
LEDERPLEX SYRUP	BOTTLE	52.74	52.00	53.00	54.00	52.74	53.00
SANCOS SYRUP (50 ML.)	BOTTLE	30.00	30.00	30.00	30.00	30.00	30.00
PHENERGAN SYRUP 120 ML.	BOTTLE	33.00	33.00	33.00	34.00	34.00	33.00
CALPOL SYRUP 60 ML.	BOTTLE	28.00	28.00	28.00	28.00	28.00	28.00
HYDRYLLIN SYRUP 120 ML.	BOTTLE	69.00	69.00	69.00	69.00	69.00	69.00
POLYFAX EYE OINTMENT	TUBE	21.60	21.60	21.00	23.00	21.75	21.00
BETNESOL EYE DROPS	BOTTLE	33.89	33.89	34.00	34.00	33.89	34.00
EAR DROPS (CARDISPORINE) ***	BOTTLE	25.00	25.00	21.00	25.00	21.00	21.00
BETNOVATE-N OINTMENT 5 GMS	TUBE	17.00	16.00	16.00	16.00	16.00	16.00
BURNOL CREAM 30 GRM	TUBE	55.42	55.42	55.42	55.42	55.42	55.42

Contd.



### 7.11 Intercity Consumer Prices January, 2018

Description	Unit	Peshawar	Mardan	Abbott- abad	Bannu	D.I. Khan	Mingora
VICKS VAPORUB/BALM	BOTTLE	36.00	36.00	36.00	36.00	36.00	36.00
GLYCRINE SMALL BOTTLE	BOTTLE	26.67	30.00	35.00	32.00	18.00	30.00
JOUHAR JOSHANDA	PKT.	10.00	10.00	10.00	8.00	8.00	10.00
GALXOS-D (450 GRMS)	PKT.	157.50	140.00	151.88	140.00	142.50	165.00
GRIPE-WATER WOODWARDS	BOTTLE	58.33	60.00	60.00	55.00	55.00	60.00
SANIPLAST ONE PUTTY	EACH	2.00	2.00	2.00	2.00	1.50	2.00
O.R.S. (NIMCOL)	PKT.	18.00	18.00	18.00	17.00	15.00	15.00
DETTOL (MEDIUM)	BOTTLE	80.00	80.00	65.00	50.00	48.00	85.00
COTTON BANDAGE 2" - 4"	EACH	9.00	9.00	15.00	10.00	9.00	10.00
THERMOMETER CHINA	EACH	41.33	40.00	90.00	42.50	45.00	40.00
DOCTOR (MBBS) CLINIC FEE	P/PAT.	266.67	250.00	400.00	150.00	250.00	350.00
URINE TEST (DR) CHARGES	P/TEST	100.00	100.00	100.00	100.00	100.00	212.50
BLOOD TEST (CP) CHARGES	P/TEST	233.33	200.00	287.50	180.00	175.00	250.00
SUGAR TEST (RANDOM/FASTING BOTH) CHARGES	P/TEST	233.33	200.00	160.00	140.00	140.00	175.00
ECG CHARGES	P/TEST	183.33	175.00	250.00	250.00	300.00	200.00
X-RAY (CHEST) CHARGES	P/X-RAY	300.00	300.00	250.00	225.00	300.00	200.00
CAR SUZUKI 800 CC (W/O. A/C)	EACH	752000.00	752000.00	665000.00	0.00	662000.00	0.00
CAR SUZUKI 1000 CC	EACH	1275000.00	1275000.00	1119000.00	0.00	1097000.00	0.00
CAR TOYOTA 1300 CC	EACH	1884500.00	1884500.00	1975000.00	0.00	1772000.00	0.00
CAR HONDA CIVIC	EACH	2681500.00	2681500.00	3011000.00	0.00	0.00	0.00
MOTORCYCLE HONDA CD-70.	EACH	63500.00	63500.00	63500.00	64500.00	63875.00	63500.00
MOTORCYCLE YAMAHA 100CC.	EACH	80000.00	80000.00	79300.00	79000.00	79300.00	0.00
MOTOR CYCLE HERO 70 CC	EACH	44000.00	45000.00	46000.00	43000.00	45000.00	45500.00
BICYCLE WITH TYRES & TUBES	EACH	8500.00	7800.00	9800.00	9500.00	6825.00	6500.00
TYRE CAR WITH TUBE GENERAL	EACH	3593.33	3000.00	2750.00	4900.00	3500.00	3250.00
TYRE MOTOR CYCLE WITHOUT TUBE	EACH	1200.00	950.00	1200.00	1175.00	1050.00	1250.00
TYRE CYCLE SPECIFY BRAND NAME	EACH	335.00	350.00	550.00	540.00	325.00	500.00
TYRE CAR W/O TUBE	EACH	3451.67	2900.00	2500.00	4600.00	3600.00	3350.00
PETROL SUPER	LITRE	81.53	81.53	81.53	81.53	81.53	81.53
HIGH SPEED DIESEL HSD	LITRE	89.91	89.91	89.91	89.91	89.91	89.91
CNG	K.G.	86.90	0.00	0.00	0.00	0.00	86.90
GAS CYLINDER STAND. SIZE	EACH	1430.00	1430.00	1550.00	1350.00	1125.00	1285.00
MOTOR CYCLE SERVICE CHARGES	EACH	291.67	280.00	300.00	350.00	275.00	375.00
CAR SERVICE CHARGES	EACH	291.67	300.00	400.00	0.00	400.00	300.00
TYRE PUNCTURE CHARGES	EACH	62.50	50.00	75.00	80.00	50.00	55.00
CYCLE OVERHAULING CHARGES	EACH	341.67	325.00	400.00	600.00	300.00	300.00
CAR TAX FOR 800CC TO 1300CC	YEARLY	1075.00	1075.00	1075.00	1075.00	1075.00	1075.00
TRAIN FARE ECO. 1-100 KM.	P/KM.	0.68	0.00	0.68	0.68	0.00	0.00
TRAIN FARE ECO. 101-500 KM.	P/KM.	0.98	0.00	0.98	0.98	0.00	0.00
TRAIN FARE ECO. > 500 KM.	P/KM.	0.89	0.00	0.89	0.89	0.00	0.00
TRAIN FARE IST SLP. 1-100KM	P/KM.	2.10	0.00	2.10	2.10	0.00	0.00
TRAIN FARE IST SLP.101-500 KM	P/KM.	2.59	0.00	2.59	2.59	0.00	0.00
TRAIN FARE IST SLP. > 500 KM	P/KM.	1.99	0.00	1.99	1.99	0.00	0.00
TRAIN FARE A/C SLP. 1-100KM.	P/KM	5.76	0.00	5.76	5.76	0.00	0.00
TRAIN FARE A/C SLP.101-500KM	P/KM.	4.59	0.00	4.59	4.59	0.00	0.00
TRAIN FARE A/C SLP > 500KM.	P/KM	4.16	0.00	4.16	4.16	0.00	0.00
PLATFORM TICKET	EACH	10.00	0.00	10.00	10.00	0.00	0.00
AUTO RICKSHAW FARES	KM/MIN	51.67	60.00	50.00	45.00	50.00	50.00
FULL TONGA CHARGES	KM/MIN	60.00	60.00	60.00	50.00	0.00	0.00
TAXI 4 SEATER FARE	KM/MIN	100.00	100.00	150.00	40.00	150.00	75.00
BUS FARE MIN (WITHIN CITY)	TICKET	10.00	10.00	10.00	10.00	0.00	0.00
BUS FARE MAX (WITHIN CIT	TICKET	20.00	19.00	10.00	20.00	0.00	0.00
BUS FARE OUTSIDE CITY	P/KM.	0.79	0.79	0.79	0.79	0.79	0.79
A/C BUS FARE OUTSIDE CITY	P/KM.	0.90	0.90	0.90	0.90	0.90	0.90
MINIBUS FARE MIN.WITH IN CITY	TICKET	10.00	0.00	0.00	0.00	0.00	0.00
MINIBUS FARE MAX.WITH IN CITY	TICKET	20.00	0.00	0.00	0.00	0.00	0.00
SUZUKI FARE MIN.WITH IN CITY	TICKET	10.00	10.00	10.00	0.00	10.00	10.00
SUZUKI FARE MAXIMUM W.IN CITY	TICKET	20.00	20.00	13.00	0.00	15.00	15.00
AIR FARE ECONOMY CLASS.	P/KM.	19.26	0.00	0.00	0.00	0.00	0.00
POSTAL ENVELOPE DOMESTIC	EACH	8.00	8.00	8.00	8.00	8.00	8.00
ENVELOPE FOR SAUDI ARABIA	EACH	50.00	50.00	50.00	50.00	50.00	50.00
POSTAL REGISTRATION CHARGES	EACH	38.00	38.00	38.00	38.00	28.00	38.00
U.M.S. REG CHARGES MIN.	EACH	58.67	58.00	59.00	59.00	60.00	59.00
T.C.S. CH. MIN.WITH IN ZONE	EACH	180.00	180.00	180.00	110.00	180.00	140.00

Contd.

### 7.11 Intercity Consumer Prices January, 2018

Description	Unit	Peshawar	Mardan	Abbott- abad	Bannu	D.I. Khan	Mingora
TELEPHONE CHARGES LOCAL CALL	P/CALL	3.94	3.94	3.94	3.94	3.94	3.94
TEL CHARGES OUT SIDE CITY	P/CALL	3.94	3.94	3.94	3.94	3.94	3.94
INTERNET CHARGES	P/HOUR	40.00	30.00	50.00	50.00	42.50	40.00
MOBILE CELL CHARGES	P/UNIT	2.88	2.88	4.00	2.88	2.50	2.50
FAX CHARGES (LOCAL)	P/PAGE	20.00	30.00	30.00	15.00	15.00	10.00
TELEPHONE SET AV. QLTY	EACH	1133.33	1250.00	2000.00	1150.00	2250.00	1000.00
MOBILE SET NOKIA/SONY/ERICSON/SAMSUNG WITHOUT CAMERA	EACH	3300.00	3300.00	2625.00	3000.00	2250.00	2550.00
T.V. 20" COLORED WEGA H-A21.	EACH	29000.00	21000.00	20000.00	24000.00	20000.00	31000.00
T.V 20" COLOR CHINA/KORIA)	EACH	8666.67	10000.00	8000.00	10950.00	9550.00	10000.00
V.C.P. PANASONIC/LG/NAT	EACH	4000.00	0.00	6500.00	6750.00	5000.00	0.00
DVD/VCD PLAYER PANASONIC/LG	EACH	3066.67	4000.00	6800.00	1950.00	5500.00	1850.00
RADIO WITH C.PLAYER NATIONAL	EACH	2650.00	2650.00	2500.00	2600.00	1900.00	1450.00
PERSONNEL COMPUTER (BRANDED)	EACH	50000.00	48800.00	42000.00	50000.00	41500.00	34500.00
VID. CASSETTE BLK. TDK/SONY	EACH	100.00	100.00	55.00	110.00	100.00	125.00
COM. C.D. (TDK/IMATION)	EACH	40.00	40.00	55.00	65.00	50.00	20.00
TAPE RECORDER CASSETTE BLANK	EACH	30.00	30.00	60.00	25.00	42.50	70.00
VIDEO GAME SEGA 16 BYTE	EACH	1250.00	1250.00	1800.00	1500.00	1475.00	0.00
CINEMA A/C. HIGH CLASS	TICKET	100.00	100.00	0.00	0.00	0.00	0.00
CINEMA NON-A/C HIGH CLASS	TICKET	100.00	100.00	30.00	40.00	50.00	200.00
CABLE CHARGES	P/MONTH	200.00	300.00	300.00	300.00	300.00	200.00
TV.LICENCE FEE DOMESTIC	YEARLY	420.00	420.00	420.00	420.00	420.00	420.00
ENGLISH BOOK CLASS V1	EACH	72.00	72.00	72.00	72.00	72.00	72.00
ENGLISH BOOK CLASS IX OR X	EACH	67.00	67.00	67.00	67.00	67.00	67.00
ENG. BOOK IST.YR COMPLETE SET	EACH	76.00	76.00	76.00	76.00	76.00	76.00
ENGLISH BOOK BA/B.SC	EACH	120.00	120.00	120.00	120.00	120.00	120.00
URDU BOOK CLASS V (T.B.BORD)	EACH	76.00	76.00	76.00	76.00	76.00	76.00
URDU BOOK CLASS IX/X(T.B.B)	EACH	57.50	57.50	57.50	57.50	57.50	57.50
URDU BOOK IST.YEAR/INTER	EACH	81.00	76.00	76.00	76.00	76.00	76.00
URDU BOOK BA/B.SC	EACH	170.00	160.00	160.00	160.00	160.00	160.00
MATHS BOOK CALSS V (T.B.B)	EACH	105.00	112.50	105.00	105.00	105.00	105.00
MATHS BOOK CLASS IX OR X	EACH	119.50	119.50	119.50	119.50	119.50	119.50
MATHS BOOK IST.YEAR (T.B.B)	EACH	176.00	176.00	176.00	176.00	176.00	176.00
PAKISTAN STUDIES BOOK BA/B.SC	EACH	120.00	120.00	120.00	120.00	120.00	120.00
DAILY "DAWN"	P/COPY	20.00	20.00	20.00	19.00	19.00	20.00
DAILY "JANG"	P/COPY	13.00	13.00	13.00	13.00	12.00	13.00
DAILY "NAWA-E-WAQT"	P/COPY	13.00	13.00	13.00	13.00	12.00	13.00
WEEKLY "AKHBAR-E-JAHAN"	P/COPY	60.00	60.00	55.00	55.00	55.00	60.00
WEEKLY "MAG"	P/COPY	45.00	45.00	45.00	45.00	45.00	45.00
MONTHLY "NAUNEHAL DIGEST"	P/COPY	35.00	35.00	35.00	35.00	35.00	35.00
PAPER FOOLSCAPE (27"x17")	QUIRE	20.00	19.00	35.00	35.00	47.50	25.00
EXERCISE.BOOK LINED 80/100 PGS	EACH	68.33	60.00	65.00	57.50	45.00	65.00
PENCILGOLDFISH/DEER	EACH	7.00	8.50	7.00	6.00	7.00	10.00
PEN INK DOLLOR 57 ML BOTTLE	EACH	20.00	20.00	25.00	20.00	20.00	20.00
PHOTOSTATE PAPER 70 GM	PRT	325.00	390.00	370.00	300.00	355.00	350.00
BALL PEN (local)	EACH	5.83	6.00	7.00	8.00	5.00	10.00
FOUNTAIN PEN HERO/WINGS/CHINA	EACH	40.00	60.00	55.00	35.00	40.00	50.00
PRIVATE SCHOOL FEE ENGLISH MEDIUM AVERAGE STANDARD (CLASS I)	P/MONTH	2233.33	2200.00	2500.00	575.00	500.00	1000.00
PRIVATE SCHOOL FEE ENGLISH MEDIUM AVERAGE STANDARD (CLASS V)	P/MONTH	2366.67	2500.00	3000.00	750.00	800.00	1500.00
PRIVATE SCHOOL FEE ENGLISH MEDIUM AVERAGE STANDARD (CLASS VI)	P/MONTH	2366.67	2500.00	3500.00	800.00	1000.00	2000.00
PRIVATE SCHOOL FEE ENGLISH MEDIUM AVERAGE STANDARD (CLASS X)	P/MONTH	2366.67	3000.00	4000.00	1000.00	1800.00	3000.00
PRIVATE MEDICLE COLLEGE FEE MBBS (IST YEAR)	P/MONTH	53500.00	0.00	66666.00	0.00	0.00	0.00
PRIVATE ENGINEERING COLLEGE FEE (ISTR YEAR)	P/MONTH	15000.00	15000.00	0.00	0.00	0.00	0.00
GOVT. COLLEGE FEE IST. YEAR	MONTH	45.83	45.83	50.00	50.00	41.67	41.67
GOVT. COLLEGE FEE 4TH. YEAR	MONTH	50.00	50.00	50.00	50.00	50.00	50.00
GOVT. UNIVERSITY FEE MSC.	MONTH	2500.00	2500.00	166.00	1333.00	2700.00	1916.67
GOVT. MED. COLLEGE FEE MBBS	MONTH	2496.00	2496.00	641.00	641.67	641.66	939.58
GOVT. ENGG. COLL. FEE I YEAR	MONTH	655.00	655.00	0.00	404.17	595.83	0.00
COACHING FEE FOR CLASS IX/X	P/MONTH	2500.00	2500.00	900.00	825.00	1000.00	3000.00
COACHING CHARGES FOR CLASS IST YEAR/INTER (SCIENCE)	P/MONTH	3000.00	2000.00	1100.00	1000.00	1200.00	6000.00
COACHING CHARGES FOR CLASS IST YEAR/INTER (COMMERCE)	P/MONTH	3000.00	3000.00	1100.00	900.00	1100.00	950.00
I.T. TUITION FEES	P/MONTH	8667.00	6000.00	4166.00	3000.00	3833.33	0.00
MBA TUITION FEES	P/MONTH	7500.00	5000.00	3666.00	3500.00	3666.67	0.00
BREAD TANDOORI ST. SIZE	EACH	10.00	10.00	10.00	10.00	6.00	10.00
COOKED MUTTON (AV. HOTEL)	PLATE	183.33	120.00	180.00	160.00	140.00	185.00

Contd.

### 7.11 Intercity Consumer Prices January, 2018

Description	Unit	Peshawar	Mardan	Abbott- abad	Bannu	D.I. Khan	Mingora
COOKED BEEF (AV. HOTEL)	PLATE	120.00	100.00	85.00	105.00	100.00	130.00
COOKED DAL (AV. HOTEL)	PLATE	60.00	60.00	55.00	50.00	70.00	65.00
CHICKEN BIRYANI FULL/DOUBLE	PLATE	120.00	140.00	150.00	130.00	145.00	190.00
TEA PREPARED (ORDINARY)	CUP	15.00	20.00	20.00	20.00	15.00	20.00
HAIRCUT CHARGES FOR MEN	P/CUT	141.67	115.00	80.00	90.00	55.00	90.00
BEAUTY PORL HAIR STYL CHARGE	P/STY.	225.00	225.00	600.00	172.50	140.00	450.00
SHAVING CHARGES	PER SHV	76.67	80.00	50.00	50.00	32.50	55.00
LIPSTICK S.MISS/MEDORA	EACH	120.00	120.00	115.00	120.00	100.00	60.00
NAIL POLISH S.MISS/MEDORA	EACH	100.00	100.00	105.00	120.00	100.00	85.00
PERFUME MED.SIZE MEDORA/BROACH	EACH	200.00	200.00	140.00	170.00	180.00	216.67
HAIR-OIL AMLA/CHAMBELI	BOTTLE	120.00	150.00	100.00	190.00	92.50	215.00
TOILET SOAP LUX 95 GRAMS	EACH	46.00	48.00	46.00	44.00	39.00	52.00
TOILET SOAP LIFEBOUY 140 GRM	EACH	42.00	42.00	50.00	49.00	48.00	47.00
TOILET SOAP SAFEGUARD BATH SIZE	EACH	50.00	50.00	50.00	50.00	50.00	48.00
TOOTHPASTE MACKLINES 70 GRM	EACH	50.00	50.00	50.00	50.00	50.00	50.00
TOOTHPAST MED SIZE CLGATE 70 GMS	EACH	75.00	75.00	85.00	70.00	88.00	75.00
TOOTHBRUSH SHEILD A/PLAUQUE	EACH	41.67	40.00	45.00	34.00	37.50	40.00
TOOTHPOWDER DENTONIC 90 GRM	EACH	32.00	35.00	35.00	30.00	25.00	28.00
HAIR-COLOUR BEGIN (6 GMS)	EACH	110.00	115.00	110.00	95.00	95.00	105.00
HAIR COLOUR (KALAKOLA)	BOTTLE	130.00	130.00	130.00	120.00	130.00	140.00
FACECREAM PONDS (MEDIUM)	EACH	120.00	120.00	120.00	130.00	120.00	110.00
TALC POWDER VICE ROAY,B.CAT	EACH	148.33	175.00	145.00	137.50	110.00	110.00
BLADE TREET ORDINARY 10'S	PKT.	31.67	40.00	50.00	30.00	30.00	30.00
BLADE 7-O-CLOCK STAIN. 5'S	PKT.	35.00	35.00	35.00	30.00	35.00	35.00
SHAMPOO SUNSILK/PAINTIN 100 ML	BOTTLE	100.00	100.00	100.00	100.00	100.00	100.00
BEAUTY CREAM (FAIR & LOVELY)	EACH	75.00	75.00	200.00	75.00	200.00	115.00
HAIR REMOVING CREAM (EU-CREAM)	TUBE	90.00	90.00	75.00	75.00	60.00	85.00
GEL MEDIUM SIZE	BOTTLE	123.33	150.00	150.00	60.00	150.00	150.00
DISPOSABLE RAZOR GILLET-II	EACH	45.00	50.00	45.00	35.00	45.00	50.00
SHAVING CREAM TOUCH-ME/ADM.	EACH	66.67	70.00	72.50	60.00	77.50	60.00
GOLD TEZABI 24 CT	10 GM.	49090.00	49250.00	48525.00	45160.00	44350.00	48525.00
SILVER TEZABI 24 CT	10 GM.	667.00	750.00	771.00	750.00	616.50	720.00
ARTIFICIAL JEWELLARY SET	SET	1216.67	950.00	750.00	1225.00	256.25	2750.00
WRIST WATCH GENTS CITIZEN (ORIGINAL) ***	EACH	4000.00	6000.00	2000.00	2500.00	2500.00	4000.00
WRIST WATCH LADIES CITIZEN (ORIGINAL) ***	EACH	4000.00	6000.00	1750.00	2500.00	2500.00	3500.00
WALL CLOCK QUARTZ AV.QLTY	EACH	1400.00	1500.00	525.00	637.50	255.00	850.00
SUITCASE REXIN (24"x16"x6")	EACH	733.33	650.00	1200.00	1125.00	800.00	950.00
TRUNK MEDIUM SIZE ***	EACH	1633.33	1800.00	1200.00	2000.00	1300.00	950.00
PURSE LADIES (LEATHER) AVERAGE QUALITY	EACH	1200.00	950.00	1200.00	1000.00	500.00	600.00

### 7.11 Intercity Consumer Prices January, 2018

Description	Unit	Quetta	Turbat	Gawadar	Loralai	Khuzdar	D.M. Jamali
WHEAT	10 KG.	350.00	430.00	430.00	400.00	350.00	315.00
WHEAT FLOUR FINE/SUPERIOR.	KG.	51.00	50.00	50.00	45.00	40.00	40.00
WHEAT FLOUR AVG. QLTY	KG.	49.00	44.00	44.00	42.00	40.00	38.00
WHEAT FLOUR BAG	10 KG.	400.00	341.00	341.00	375.00	380.00	355.00
MAIDA	KG.	67.50	76.00	76.00	65.00	50.00	55.00
SUJI	KG.	67.50	77.00	77.00	65.00	65.00	60.00
BESAN AV. QLTY.	KG.	145.00	169.00	169.00	160.00	110.00	120.00
RICE BASMATI SUP. QLTY.	KG.	155.00	165.00	165.00	130.00	120.00	120.00
RICE BASMATI 385/386	KG.	95.00	78.00	78.00	90.00	90.00	77.50
RICE BASMATI BROKEN AV.QLTY	KG.	90.00	70.00	70.00	70.00	67.50	57.50
RICE IRR1-6 (SINDH/PUNJAB)	KG.	50.00	50.00	50.00	50.00	50.00	52.50
VERMICELLI	KG.	80.00	80.00	80.00	80.00	80.00	75.00
BREAD PLAIN MEDIUM SIZE	EACH	40.00	30.00	30.00	40.00	40.00	37.50
RUSK (PAPAY)	KG.	135.00	170.00	170.00	160.00	160.00	140.00
BISCUITS-PACKED	PKT	40.00	40.00	40.00	40.00	40.00	40.00
BISCUIT-BAKERY (LOOSE)	250 GM	55.00	75.00	78.00	80.00	80.00	70.00
CORNFLAKS FAUJI 225 GM.	PKT	198.00	152.00	154.00	120.00	230.00	190.00
SAMOSAS (VEGATABLE)	EACH	12.00	10.00	10.00	15.00	15.00	10.00
PASTRY AV.QLTY.	EACH	22.50	22.00	25.00	30.00	17.00	20.00
PATTIES (VEGATABLES)	EACH	25.00	25.00	30.00	30.00	15.00	30.00
NIMCO	250 GM	45.00	80.00	100.00	65.00	80.00	70.00
CHIPS	250 GM	50.00	80.00	100.00	60.00	85.00	65.00
BEEF WITH BONE AV.QLTY.	KG	380.00	400.00	430.00	300.00	320.00	290.00
MUTTON AV.QLTY.	KG	725.00	700.00	700.00	650.00	600.00	650.00
CHICKEN FARM BROILER (LIVE)	KG	195.00	275.00	275.00	190.00	157.50	195.00
FISH-RAHU MEDIUM SIZE	KG	330.00	350.00	350.00	245.00	250.00	275.00
MILK FRESH (UNBOILED)	LTR.	90.00	120.00	120.00	95.00	95.00	95.00
CURD	KG.	100.00	125.00	130.00	85.00	90.00	120.00
MILK TETRA PACK 1/2 LTR.	PKT.	60.00	64.00	64.50	65.00	65.00	50.00
LACTOGEN 400 GRAMS	PKT.	430.00	450.00	450.00	425.00	450.00	460.00
POWDER MILK NIDO 400GM.	PKT	389.74	390.00	390.00	360.00	370.00	380.00
MILK POWDER LOOSE/PACKED	KG.	400.00	480.00	480.00	450.00	750.00	475.00
BUTTER LOCAL PACKED	50 GM.	30.00	30.00	30.00	25.00	30.00	37.50
EGGS FARM	DOZ	140.00	130.00	130.00	125.00	127.50	120.00
MUSTARD OIL AV.QLTY.	KG.	190.00	180.00	180.00	240.00	175.00	400.00
COOKING OIL (DALDA)	2.5LTR	445.00	440.00	470.00	510.00	485.00	475.00
COOKING OIL (PAKWAN) OTHER BRAND SPECIFY	2.5 LTR	415.00	445.00	480.00	430.00	455.00	430.00
VEGETABLE GHEE TIN	2.5KG.	440.00	439.00	460.00	430.00	440.00	470.00
VEGETABLE GHEE (LOOSE)	KG.	130.00	160.00	160.00	150.00	150.00	155.00
DATES AV.QLTY.	KG.	230.00	95.00	110.00	210.00	150.00	200.00
PISTACHIO AV.QLTY.	50 GM.	55.00	60.00	60.00	60.00	100.00	70.00
ALMONDS WHOLE AV.QLTY.	KG.	700.00	600.00	600.00	700.00	850.00	825.00
COCONUT DRY AV.QLTY.	KG.	320.00	320.00	320.00	280.00	550.00	425.00
RAISINS AV.QLTY.	50 GM.	22.50	25.00	25.00	17.50	50.00	27.50
GROUNDNUTS (WITH SHELL)	KG.	240.00	170.00	170.00	240.00	200.00	290.00
MALTA/MOSAMBI	DOZ	70.00	165.00	165.00	60.00	95.00	142.00
KINNU	DOZ	70.00	160.00	160.00	100.00	85.00	120.00
APPLE	KG	110.00	130.00	130.00	175.00	80.00	200.00
ALOO BUKHARA	KG	0.00	0.00	0.00	0.00	0.00	0.00
POMEGRANATE (ANNAR)	KG	200.00	160.00	160.00	200.00	160.00	175.00
GRAPES	KG	0.00	0.00	0.00	0.00	0.00	0.00
BANANAS	DOZ	70.00	65.00	65.00	65.00	60.00	45.00
MANGO KALMI	KG	0.00	0.00	0.00	0.00	0.00	0.00
GUAVA	KG	70.00	80.00	80.00	65.00	50.00	55.00
WATERMELON (TURBOOZ)	KG	0.00	0.00	0.00	0.00	0.00	0.00
MUSKMELON (KHARBOOZA)	KG	0.00	0.00	0.00	0.00	0.00	0.00
SWEETMELON (GARMA)	KG	0.00	0.00	0.00	0.00	0.00	0.00
PULSE MASOOR (WHOLE)	KG.	145.00	130.00	130.00	120.00	135.00	125.00
PULSE MASOOR (WASHED)	KG.	140.00	136.25	136.25	120.00	130.00	130.00
PULSE MOONG (WASHED)	KG.	160.00	160.00	160.00	120.00	140.00	140.00
PULSE MASH (WASHED)	KG.	220.00	200.00	200.00	180.00	232.50	165.00

Contd.

### 7.11 Intercity Consumer Prices January, 2018

Description	Unit	Quetta	Turbat	Gawadar	Loralai	Khuzdar	D.M. Jamali
PULSE GRAM	KG.	160.00	147.50	147.50	120.00	135.00	155.00
GRAM WHOLE BLACK AV.QLTY.	KG.	140.00	150.00	150.00	160.00	180.00	110.00
GRAM WHOLE YELLOW AV.QLTY	KG.	205.00	180.00	180.00	220.00	220.00	205.00
BEANS (LAL LOBIA)	KG.	145.00	95.00	95.00	160.00	180.00	125.00
POTATOES	KG	40.00	40.00	40.00	30.00	35.00	22.50
ONION	KG	60.00	75.00	75.00	50.00	50.00	50.00
TURNIP	KG	37.50	120.00	120.00	50.00	30.00	22.50
RADISH	KG	27.50	45.00	45.00	30.00	30.00	12.50
TOMATOES	KG	50.00	75.00	75.00	45.00	45.00	35.00
CABBAGE	KG	57.50	80.00	80.00	45.00	40.00	45.00
CAULIFLOWER	KG	57.50	90.00	90.00	45.00	40.00	45.00
BRINJAL	KG	27.50	60.00	60.00	50.00	40.00	30.00
PUMPKIN	KG	0.00	0.00	0.00	0.00	0.00	0.00
BOTTLEGOURD	KG	0.00	0.00	0.00	0.00	0.00	0.00
LADY FINGER	KG	0.00	0.00	0.00	0.00	0.00	0.00
PEAS	KG	77.50	120.00	120.00	75.00	90.00	80.00
SPINACH	KG	27.50	35.00	35.00	30.00	30.00	22.50
TINDA	KG	0.00	0.00	0.00	0.00	0.00	0.00
TURAI	KG	0.00	0.00	0.00	0.00	0.00	0.00
KARAILA	KG	0.00	0.00	0.00	0.00	0.00	0.00
ARVI	KG	0.00	0.00	0.00	0.00	0.00	0.00
CHILLIES GREEN	KG	97.50	140.00	140.00	80.00	60.00	80.00
CARROT	KG	27.50	60.00	60.00	40.00	40.00	35.00
COCUMBER (KHEERA)	KG	57.50	110.00	110.00	55.00	50.00	45.00
LEMON	250GM	47.50	90.00	90.00	60.00	60.00	45.00
SUGAR REFINED	KG.	55.00	70.00	70.00	55.00	55.00	51.50
GUR AV.QLTY	KG.	90.00	100.00	100.00	70.00	90.00	70.00
HONEY LANGANESE 500 GM.	BOTTLE	740.00	680.00	690.00	800.00	800.00	800.00
MILO 200 GM.	BOTTLE	200.00	220.00	220.00	220.00	220.00	220.00
CUSTARD POWDER RAFHAN 300 GM.	PKT	80.00	85.00	85.00	80.00	80.00	80.00
TOFFEE (HILAL)	EACH	1.00	2.00	2.50	1.00	1.00	2.00
CHOWKELATE CANDY (SMALL SIZE)	EACH	5.00	10.00	10.00	5.00	5.00	5.00
SWEETMEAT (MIXED)	KG	250.00	350.00	350.00	280.00	300.00	320.00
ICE CREAM WALLS	CUP.	40.00	40.00	45.00	50.00	40.00	40.00
ICE	KG	15.00	10.00	10.00	10.00	20.00	10.00
JAM AHMED/MITCHELLES	BOTTLE	140.00	160.00	140.00	130.00	190.00	147.50
SQUASH-MITCHELLES	BOTTLE	160.00	160.00	175.00	165.00	170.00	150.00
ROOH AFZA	BOTTLE	180.00	180.00	180.00	170.00	180.00	180.00
JAM-E-SHIREEN	BOTTLE	180.00	170.00	170.00	180.00	180.00	180.00
SAUNF	50 GM	15.50	19.00	19.00	20.00	30.00	15.00
CINAMON LOOSE AV. QLTY	50 GM.	22.50	30.00	40.00	50.00	80.00	22.50
CUMINSEED WHITE NATIONAL	50 GM.	54.00	52.00	52.00	70.00	80.00	54.00
PEPPER BLACK NATIONAL	50 GM.	110.00	80.00	80.00	110.00	110.00	110.00
CLOVES LOOSE AV.QLTY	50 GM.	90.00	30.00	30.00	120.00	110.00	120.00
CARDAMOM LARGE LOOSE AV.QLTY	50 GM.	150.00	150.00	150.00	120.00	210.00	105.00
CARDAMOM SMALL AV.QLTY	50 GM.	185.00	75.00	75.00	100.00	190.00	90.00
SALT-POWDERED (LAHORI) LOOSE	KG.	10.00	15.00	15.00	10.00	10.00	10.00
SALT POWDERED (NATIONAL/SHAN)	PKT	25.00	30.00	25.00	25.00	25.00	25.00
CHILLIES POWD.NATIONAL 200GM	PKT	120.00	120.00	120.00	120.00	105.00	105.00
CHILLIES POWDER LOOS	KG.	310.00	450.00	450.00	320.00	300.00	265.00
CORRIANDER SEED POWD.NATIONAL	PKT	116.00	80.00	80.00	116.00	116.00	104.00
CORRIANDER SEED (LOOSE)	KG.	230.00	165.00	290.00	240.00	300.00	210.00
TURMERIC POWD.NATIONAL 50GM	PKT.	35.00	40.00	52.00	35.00	39.00	35.00
CURRY POWD. NATIONAL 200 GM	PKT.	87.00	90.00	90.00	87.00	104.00	87.00
TOMATO KETCHUP AHMED/MITCHL	BOTTLE	85.00	105.00	105.00	90.00	100.00	100.00
PICKLES AHMED/MITCHELLES	BOTTLE	120.00	120.00	120.00	130.00	120.00	110.00
VINEGAR SYNTHETIC (SIRKA)	BOTTLE	85.00	60.00	60.00	55.00	55.00	72.50
GARLIC	KG	220.00	300.00	300.00	200.00	205.00	160.00
GINGER	KG	230.00	180.00	180.00	300.00	210.00	240.00
TAPAL DANEDAR TEA 200GM PACKET	PKT	178.94	170.00	170.00	170.00	174.00	160.00
TEA LIPTON YELLOW LABEL 200GM.	PKT.	178.94	195.00	190.00	195.00	205.00	178.94

Contd.

### 7.11 Intercity Consumer Prices January, 2018

Description	Unit	Quetta	Turbat	Gawadar	Loralai	Khuzdar	D.M. Jamali
TEA LOOSE KENYA AV.QLTY 250GM.	PKT.	112.50	175.00	175.00	155.00	170.00	155.00
COFFEE-NESCAFE 75 GM. **	BOTTLE	300.00	300.00	300.00	220.00	270.00	275.00
COLD DRINK (STANDARD SIZ)	BOTTLE	25.00	30.00	30.00	25.00	25.00	25.00
FRUIT JUICE TETRA PACK	PKT.	30.00	20.00	20.00	30.00	20.00	20.00
MINERAL WATER NESTLE 1.5 LTR	BOTTLE	60.00	50.00	50.00	50.00	55.00	50.00
CIGARETTES K-2 10'S **	PKT	50.00	30.00	28.00	70.00	50.00	60.00
CIGARETTES CAPSTAN 10'S **	PKT	50.00	70.00	60.00	50.00	50.00	50.00
CIGARETTES GOLD LEAF 20'S	PKT	140.00	140.00	140.00	140.00	140.00	140.00
CIGARETTES MORVEN GOLD 20'S	PKT	50.00	70.00	70.00	80.00	50.00	75.00
BETEL LEAVES	50GM.	40.00	40.00	40.00	35.00	70.00	55.00
BETEL NUTS	KG.	1500.00	1500.00	1500.00	300.00	350.00	1800.00
LONG CLOTH 57" GUL AHMED/AL-KARAM	METER	210.00	200.00	200.00	295.00	275.00	225.00
SHIRTING AV.QLTY.	METER	150.00	150.00	160.00	155.00	200.00	155.00
PANT CLOTH W & WEAR AV.QLTY	METER	300.00	270.00	300.00	370.00	200.00	200.00
LAWN PRINTED GUL AHMED/AL-KARAM	METER	200.00	200.00	200.00	255.00	245.00	205.00
GEORGETTE AV.QLTY	METER	105.00	90.00	90.00	145.00	130.00	70.00
LINEN AV.QLTY ***	METER	100.00	70.00	75.00	140.00	160.00	100.00
HEAVY WT SUITING LAWERNCPUR AVG QLTY	METER	1100.00	1100.00	1100.00	1000.00	1100.00	900.00
HEAVY WT SUITING LAWERNCPUR SUP QLTY	METER	1300.00	1300.00	1300.00	1500.00	1300.00	1300.00
TROPICAL SUITING LAW.PUR	METER	950.00	950.00	950.00	1000.00	950.00	950.00
PANT BOY 24"/26" LENGTH.	EACH	375.00	400.00	400.00	500.00	1100.00	325.00
SHIRT BOY 24"/26" LENGTH	EACH	275.00	350.00	350.00	300.00	950.00	325.00
SCHOOL UNI. PANT,SHIRT BOYS	SUIT	900.00	1200.00	1200.00	625.00	1150.00	485.00
SCHOOL UNI. KAMEEZ,SHAL.BOYS	SUIT	1200.00	1000.00	1000.00	590.00	1150.00	500.00
SCHOOL UNI. KAMEEZ,SHAL.GIRL	SUIT	1300.00	1000.00	1200.00	600.00	1150.00	600.00
FROCK W/WEAR GIRLS	EACH	450.00	300.00	350.00	600.00	1100.00	550.00
AWAMI-SUIT W & W(BOY) 24"/26	SUIT	475.00	1000.00	1000.00	687.50	687.50	550.00
AWAMI-SUIT W&W (GENTS)AV.QLTY	SUIT	675.00	900.00	900.00	875.00	875.00	1100.00
PULLOVER GENTS OXFORD/BON.	EACH	3250.00	2000.00	2000.00	2800.00	2000.00	2250.00
PULLOVER LADIES OXFORD/BON.	EACH	3350.00	2150.00	2175.00	3000.00	2750.00	2000.00
PULLOVER (GENTS) OTHERS A.QTY	EACH	725.00	600.00	600.00	1350.00	950.00	1800.00
SECOND-HAND COAT FOR MEN	EACH	300.00	250.00	250.00	200.00	250.00	325.00
SECONDHAND SWEETER FOR MEN DUP QLTY	EACH	350.00	200.00	200.00	350.00	220.00	200.00
SECONDHAND WINTER JACKET	EACH	325.00	275.00	375.00	170.00	300.00	275.00
UNDERWEAR AV.QLTY MEDIUM SIZE	EACH	65.00	100.00	115.00	120.00	200.00	65.00
VEST FOR MEN AV.QLTY.	EACH	75.00	130.00	140.00	115.00	200.00	130.00
VEST/SHAMEEZ (WOMEN) AVG. QLTY	EACH	105.00	160.00	170.00	115.00	250.00	100.00
SOCKS NYLON (PAKISTANI)	PAIR	67.50	120.00	125.00	75.00	80.00	70.00
BRASSIER AV.QLTY.	EACH	100.00	120.00	120.00	155.00	200.00	130.00
BRASSIER SUP QLTY	EACH	250.00	200.00	200.00	300.00	500.00	212.50
DOPATTA GEORGETTE AV.QLTY.	EACH	210.00	300.00	300.00	235.00	330.00	190.00
DOPATTA COTTON AV GLTY	EACH	125.00	245.00	245.00	190.00	350.00	140.00
CHADDAR (W/WEAR) (2x2.5 MTR)	EACH	230.00	300.00	300.00	312.50	400.00	525.00
LUNG/DHOT(COTTON) AVG. QLTY	EACH	240.00	265.00	285.00	450.00	360.00	275.00
HANDKERCHIEF AVG. QLTY PAK	EACH	30.00	50.00	50.00	45.00	70.00	45.00
HANDKERCHIEF SUP. QLTY PAK	EACH	50.00	65.00	65.00	95.00	90.00	65.00
GLOVES AV QLTY	PAIR	55.00	95.00	95.00	60.00	300.00	45.00
AZARBAND COTTON AVG. QLTY	EACH	12.50	20.00	20.00	13.50	20.00	47.50
SEWING THREAD/REEL(ASLI PARI)	EACH	4.00	7.00	7.00	7.00	7.00	5.50
WASHING CHARGES PAINT & SHIRT	SUIT	65.00	60.00	75.00	75.00	160.00	100.00
DRY CLEANING SUIT COAT PANT	SUIT	200.00	300.00	350.00	350.00	350.00	155.00
WASHING CH. (KAMIZ-SHALWAR)	PAIR	40.00	50.00	60.00	80.00	80.00	65.00
TAILORING SHIRT	EACH	265.00	250.00	250.00	300.00	300.00	275.00
TAILORING CHARGES PANT (MEN)	EACH	425.00	375.00	500.00	400.00	375.00	700.00
TAILORING COAT-PANT SUIT	SUIT	3250.00	3250.00	4000.00	3500.00	3250.00	3500.00
TAILORING AWAMI-SUIT (MALE)	SUIT	650.00	550.00	550.00	650.00	575.00	475.00
TAILORING SUIT FEMALE	SUIT	600.00	400.00	450.00	575.00	575.00	375.00
GENTS SHOES PAUL BATA	PAIR	1199.00	1199.00	1199.00	1199.00	1199.00	1199.00
GENTS SANDAL BATA	PAIR	699.00	699.00	699.00	699.00	699.00	699.00
GENTS SPOUNG CHAPPAL BATA	PAIR	179.00	179.00	179.00	179.00	179.00	179.00
LADIES SANDAL BATA	PAIR	499.00	499.00	499.00	499.00	499.00	499.00

Contd.

### 7.11 Intercity Consumer Prices January, 2018

Description	Unit	Quetta	Turbat	Gawadar	Loralai	Khuzdar	D.M. Jamali
LADIES SPOUNG CHAPPAL BATA	PAIR	179.00	179.00	179.00	179.00	179.00	179.00
CHILD SHOE POWER LITE BATA	PAIR	599.00	599.00	599.00	599.00	599.00	599.00
GENTS SHOE, ART 1109 SERVICE	PAIR	999.00	999.00	999.00	999.00	999.00	999.00
NYLON JOGGER 27 SIZE 2-5 ***	PAIR	1299.00	1299.00	1299.00	1299.00	1299.00	1299.00
CHINA FOOT WEAR AV. QLTY (MALE) *	PAIR	475.00	900.00	900.00	950.00	250.00	750.00
CHINA FOOT WEAR AV. QLTY (FEMALE) *	PAIR	300.00	600.00	600.00	350.00	250.00	550.00
CHINA FOOT WEAR AV. QLTY (CHILDREN) *	PAIR	285.00	550.00	600.00	300.00	250.00	400.00
SHOE REPAIR HALF SOLE	PAIR	90.00	120.00	150.00	75.00	90.00	85.00
SHOES POLISH CHARGES AVERAGE SHOP	PAIR	20.00	30.00	30.00	17.50	20.00	20.00
HOUSE RENT (combined)	MONTH	12465.84	6000.00	7428.57	4977.11	1997.00	3881.03
rent 2	pm	12465.84	6000.00	7428.57	4977.11	1997.00	3881.03
RENT3	PM	12465.84	6000.00	7428.57	4977.11	1997.00	3881.03
RENT4	PM	12465.84	6000.00	7428.57	4977.11	1997.00	3881.03
RENT5	PM	12465.84	6000.00	7428.57	4977.11	1997.00	3881.03
RENT6	PM	12465.84	6000.00	7428.57	4977.11	1997.00	3881.03
SYNTHETIC ENEMAL ROBIALAC BALTI 3.64 LTR.	EACH	1650.00	1900.00	2250.00	1650.00	1800.00	1800.00
SYNTHETIC ENEMAL ICI BALTI 3.64 LTR.	EACH	1875.00	2400.00	2550.00	1650.00	1800.00	1450.00
CEMENT (LOCAL) SPECIFY BRAND NAME	BAG	560.00	590.00	590.00	530.00	550.00	535.00
BRICKS (NEW) IST CLASS	P/1000	6250.00	0.00	0.00	8166.67	8500.00	5750.00
CEMENT BLOCKS (6"x8"x12")	P/100	0.00	2400.00	2500.00	2350.00	1900.00	0.00
BAJREE	100CFT	4250.00	3500.00	3500.00	2450.00	5000.00	2300.00
SAND (BLACK PIT SAND)	K100CFT	3250.00	3000.00	3000.00	3500.00	0.00	2400.00
TIMBER SHESHAM LOG IST QUALITY	cubmt.	55582.00	0.00	0.00	0.00	0.00	0.00
IRON BAR (M.S. BAR) 1/2"	P/TON	84000.00	78000.00	78000.00	76000.00	80000.00	78000.00
CARPANTER WAGE RATE	P/DAY	900.00	1050.00	1200.00	1000.00	1200.00	700.00
MASON (RAJ) WAGE RATE	P/DAY	1100.00	1650.00	1700.00	1250.00	1150.00	800.00
UNSKILLED LABOUR WAGE RATE	P/DAY	550.00	700.00	700.00	675.00	650.00	375.00
PLUMBER WAGE RSTE	P/DAY	800.00	1100.00	1200.00	950.00	1200.00	700.00
ELECTICIAN WAGE RATE PER DAY **	P/DAY	750.00	1200.00	1200.00	800.00	0.00	600.00
ELECTICIAN WAGE RATE PER POINT **	P/PNT	150.00	120.00	120.00	135.00	135.00	125.00
WATER CHARGES PER HOUSE	P/MONTH	125.00	150.00	500.00	0.00	190.00	300.00
ELECT.CHARGES UPTO 50 UNITS	P/UNIT	2.00	2.00	2.00	2.00	2.00	2.00
ELECT.CHARGES 01 - 100 UNIT	P/UNIT	6.18	6.18	6.18	6.18	6.18	6.18
ELECT.CHARGES 101 - 300 UNIT	P/UNIT	9.54	9.54	9.54	9.54	9.54	9.54
ELECT.CHARGES 301 - 1000 UNIT	P/UNIT	16.39	16.39	16.39	16.39	16.39	16.39
ELECT.CHARGES ABOVE 1000 UNIT	P/UNIT	18.39	18.39	18.39	18.39	18.39	18.39
ELEC	PM	10.50	10.50	10.50	10.50	10.50	10.50
GAS CHRg upto 3.3719 MMBTU	MMBTU	128.70	0.00	0.00	0.00	0.00	128.70
GAS CHRg 3.3719 - 6.7438 MMBTU	MMBTU	257.40	0.00	0.00	0.00	0.00	257.40
GAS CHRg 6.7438 - 10.1157 MMBTU	MMBTU	257.40	0.00	0.00	0.00	0.00	257.40
GAS CHRg10.1157 - 13.4876 MMBTU	MMBTU	702.00	0.00	0.00	0.00	0.00	702.00
GAS	PM	702.00	0.00	0.00	0.00	0.00	702.00
GAS	PM	409.50	0.00	0.00	0.00	0.00	409.50
KEROSENE OIL	LTR	77.00	90.00	90.00	110.00	64.00	105.00
FIREWOOD WHOLE	40 KG.	650.00	355.00	425.00	700.00	500.00	475.00
CHAIR SHESHAM WOOD WITH ARMS **	EACH	1150.00	2000.00	2200.00	1800.00	1700.00	1900.00
CHAIR PLASTIC (CHAIRMAN) AVERAGE QUALITY	EACH	550.00	800.00	850.00	587.50	1400.00	825.00
TABLE SHESHAM WOOD (4X2X5") ***	EACH	5500.00	3900.00	3900.00	4500.00	5500.00	5625.00
SOFASET WOODEN WITH FOAM SEAT **	SET	30000.00	10000.00	12000.00	10000.00	12000.00	13000.00
COT IRON (WITH NIWAR)AV.QLTY.	EACH	2600.00	3000.00	3000.00	1950.00	2400.00	2800.00
ALMIRAH (STEEL) 6'X3' 20 GUAGE	EACH	9000.00	11000.00	11000.00	8000.00	12000.00	13000.00
DINNING TABLE 6 CHAIRS A.QLTY	SET	13000.00	25000.00	28000.00	11000.00	11000.00	17500.00
SINGLE BED WITHOUT FOAM MED.	EACH	6500.00	3700.00	3700.00	4400.00	9000.00	5750.00
MATRESS SINGLE(4"THICK)	EACH	3750.00	3500.00	3500.00	3550.00	4200.00	5750.00
FARSHI DARI 12'X9' AV.QLTY	EACH	1000.00	600.00	600.00	1200.00	2000.00	3000.00
DARI COTTON (6'x2 1/2') AV.QL	EACH	475.00	380.00	380.00	550.00	2500.00	425.00
CARPET PLAIN AV. QLTY	SQFT.	61.50	120.00	120.00	42.50	42.50	45.00
QUILT (LIHAF) 3 KG. COTTON	EACH	700.00	500.00	500.00	600.00	1100.00	675.00
BLANKET (90" x 54")	EACH	2000.00	2500.00	2700.00	3000.00	4000.00	6250.00
BEDSHEET SINGLE BED SUP.QLTY	EACH	1725.00	425.00	450.00	575.00	1400.00	550.00
BED SHEET DOUBLE WITH TWO PILLOW COVERS SUP QLTY	SET	2000.00	600.00	1500.00	850.00	1500.00	950.00

Contd.

### 7.11 Intercity Consumer Prices January, 2018

Description	Unit	Quetta	Turbat	Gawadar	Loralai	Khuzdar	D.M. Jamali
TOWEL(3'x2') AV. QALTY	EACH	200.00	200.00	300.00	365.00	450.00	225.00
CEILING FAN 48" SUPER QLTY **	EACH	2650.00	3700.00	3700.00	3000.00	3400.00	4000.00
PEDESTAL FAN 22" SUPER QLTY	EACH	3600.00	4000.00	4000.00	4000.00	4000.00	4500.00
REFG. DAWLENCE 10 CFT. D.DOOR	EACH	29500.00	40500.00	40500.00	26750.00	33000.00	37000.00
D-FREEZER WAVES 8 CFT.	EACH	33450.00	35000.00	35000.00	23500.00	36000.00	0.00
AIRCONDITIONER 1.5 TON PEL	EACH	45000.00	60000.00	54500.00	40000.00	51000.00	49500.00
SPLIT AIR CONDITIONER 1.5 TON (SPECIFY BRAND NAME)	EACH	47000.00	45500.00	45500.00	43500.00	39000.00	47500.00
AIRCOOLER SUPER ASIA	EACH	11500.00	9500.00	9500.00	10500.00	10500.00	10000.00
WASHING MACHINE SINGER	EACH	15200.00	14700.00	14700.00	13950.00	14700.00	14700.00
SEWING MACHINE(SINGER)	EACH	5210.00	5400.00	5400.00	4975.00	5210.00	5210.00
GIZER LARGE SIZE 30 GALLON CAPACITY SUP QLTY	EACH	12500.00	15500.00	15500.00	12000.00	21000.00	14750.00
GAS BURNER DOUBLE SPFY.BRAND	EACH	1250.00	1350.00	1350.00	1950.00	2500.00	1500.00
ELECT. IRON PHILIPS MDL.1120	EACH	1150.00	1350.00	1350.00	1900.00	1900.00	1450.00
ELECTRIC JUICER FOR APPLE	EACH	3800.00	3700.00	3700.00	3433.33	2900.00	4000.00
S.STEEL DEGHCHI MEDIUM SIZE ***	EACH	500.00	1000.00	1000.00	500.00	950.00	575.00
ALUMINIUM COOKING PAN (DEGCHI ) MED SIZE	EACH	425.00	750.00	900.00	400.00	950.00	500.00
NON STICK COOKING PAN (DEGCHI ) SUP. QLTY	EACH	350.00	1050.00	1350.00	345.00	600.00	650.00
FRYING PAN STEEL AVG. QLTY MED. SIZE	EACH	260.00	300.00	300.00	210.00	800.00	475.00
TAWA IORN (MEDIUM SIZE) AVG. QLTY	EACH	200.00	300.00	330.00	225.00	400.00	300.00
S.STEEL PLATE A.QLTY.(M.SIZE)	EACH	85.00	95.00	95.00	47.50	130.00	65.00
TABLE SPOON S.STEEL SUP.QLTY.	DOZEN	325.00	285.00	300.00	355.00	500.00	420.00
WATER SET JUG+6 GLASSES (OMROC)	SET	340.00	600.00	600.00	830.00	900.00	525.00
TEA SET PAK. CHINAWARE 21 PCS.	SET	1450.00	1350.00	1500.00	2500.00	1500.00	2250.00
DINNER SET PLASTIC 72 PIECES SUPERIOR QLTY	SET	4750.00	3750.00	3750.00	5466.67	5466.67	4450.00
HOTPOT SET PLASTIC 3 PCS.	SET	1050.00	600.00	1200.00	1200.00	1600.00	1900.00
BUCKET(BALT) PLASTIC MED.SIZ	EACH	285.00	380.00	395.00	275.00	400.00	275.00
LOTA PLASTIC (MED SIZE) AVERAGE QUALITY	EACH	40.00	60.00	60.00	50.00	90.00	60.00
PRESURE COOKER 4 LTR.	EACH	1100.00	1400.00	1600.00	1333.33	1800.00	1225.00
WATER COOLER 9/10 LTR.PLASTIC ***	EACH	500.00	700.00	700.00	540.00	600.00	950.00
THERMOS STARVAC 1 LTR	EACH	375.00	750.00	750.00	500.00	700.00	350.00
BULB PHILIPS 100-WATTS	EACH	30.00	30.00	30.00	35.00	35.00	30.00
TUBE LIGHT PHILIPS 40 WATTS	EACH	100.00	135.00	135.00	140.00	130.00	95.00
ELECTRIC BLUBS "0" WATTE LOCAL	EACH	20.00	25.00	25.00	30.00	25.00	25.00
ELECTRIC BLUB ENERGY SAVER 14 WATTS	EACH	180.00	120.00	140.00	180.00	180.00	180.00
WASHING SOAP 250 GMS SPECIFY BRAND NAME	EACH	30.00	24.00	25.00	40.00	40.00	35.00
SURF EXCEL 400 GMS POLY BAG	EACH	130.00	114.00	114.00	130.00	130.00	130.00
WASHING POWDER 1000 GRM	EACH	175.00	192.50	192.50	155.00	160.00	185.00
WASHING POWDER (WHEEL/ BONUS) 100 GRAMS	EACH	85.00	98.00	100.00	90.00	90.00	100.00
CLEANSER POWDER VIM 1000 GM	PKT.	72.00	70.00	80.00	90.00	80.00	75.00
FINIS 500 ML	BOTTLE	187.50	190.00	190.00	193.75	190.00	200.00
PHNYLE TYPHONE/FINIS/CARRANITE 3 LITRES	BOTTLE	120.00	140.00	140.00	140.00	190.00	150.00
HARPIC	BOTTLE	130.00	145.00	150.00	155.00	150.00	150.00
BOOT POLISH CHERRY/KIWI 50ML	EACH	115.00	85.00	98.00	95.00	100.00	115.00
ROBIN BLUE (35 GRAMS)	PKT.	35.00	25.00	30.00	55.00	50.00	25.00
TISSU PAPER PERFUMED 100 PCS.	PKT	100.00	100.00	100.00	130.00	120.00	110.00
TOILET PAPER ROLL (R.PETEL)	P/ROLL	40.00	40.00	40.00	40.00	40.00	40.00
BOOT POLISH LIQUID CHEERY BLOSSOM KIWI 75 ML	BOTTLE	125.00	120.00	120.00	130.00	130.00	150.00
MATCH BOX SMALL	EACH	2.00	2.00	2.00	2.00	3.00	2.50
DRY CELL 1.5 VOLT(LOCAL)	EACH	15.00	15.00	15.00	25.00	30.00	24.50
HAND STITCHING NEEDLE M.SIZE	PACKET	5.00	8.00	8.00	6.00	12.00	5.00
SEWING MACHINE NEEDLE (SINGER)	EACH	5.00	2.00	2.00	5.00	8.00	5.00
HOUSEHOLD SERVANT FEMALE P/T	P/MNTH	1350.00	5000.00	5000.00	1500.00	3500.00	900.00
MARRIAGE HALL WITH FURNITURE	P/HEAD	80.00	50.00	50.00	50.00	50.00	50.00
SEPTRAN TABLETS	10TAB.	20.00	20.00	20.00	20.00	20.00	19.30
BRUFEN TABS 200-MG.	10TAB.	10.00	15.00	15.00	10.00	13.00	10.00
PANADOL TAB. EXTRA/PLAIN	10TAB.	12.00	15.00	15.00	12.00	12.00	12.00
DISPRIN TAB.	10TAB.	12.00	15.00	15.00	13.00	13.00	12.70
TRISIL TAB.	10 TAB	10.00	15.00	15.00	10.00	15.00	10.00
FLAGYL TAB. 200 MG.	10TAB.	10.00	10.00	10.00	10.00	10.00	10.00
VENTOLIN TAB. 2MG.	10TAB.	10.00	10.00	10.00	10.00	10.00	10.00
DAONIL TAB. 5 MG.	10TAB.	17.00	20.00	20.00	17.00	17.00	17.00

Contd.



### 7.11 Intercity Consumer Prices January, 2018

Description	Unit	Quetta	Turbat	Gawadar	Loralai	Khuzdar	D.M. Jamali
ENTOX TAB.	10TAB.	15.00	14.00	14.00	15.00	15.00	15.00
RENITEC TAB. 5 MG.	10TAB.	59.00	60.00	60.00	58.00	59.00	58.50
CAC. 1000 TAB	BOTTLE	122.00	122.00	122.00	122.00	122.00	124.44
AMOXIL CAPSOLE 250 MG.S	10CAP.	36.00	42.00	40.00	36.00	36.00	35.70
CALCIUM SYRUP SANDOZ	BOTTLE	65.00	65.00	65.00	65.00	64.00	64.00
LEDERPLEX SYRUP	BOTTLE	53.00	50.00	50.00	53.00	53.00	52.74
SANCOS SYRUP (50 ML.)	BOTTLE	30.00	30.00	30.00	30.00	30.00	30.00
PHENERGAN SYRUP 120 ML.	BOTTLE	33.00	35.00	33.00	33.00	33.00	33.00
CALPOL SYRUP 60 ML.	BOTTLE	28.00	28.00	28.00	28.00	28.00	28.00
HYDRYLLIN SYRUP 120 ML.	BOTTLE	69.00	70.00	70.00	69.00	69.00	69.00
POLYFAX EYE OINTMENT	TUBE	21.00	22.00	25.00	21.00	21.00	21.50
BETNESOL EYE DROPS	BOTTLE	34.00	34.45	33.89	34.00	34.00	33.89
EAR DROPS (CARDISPORINE) ***	BOTTLE	23.00	21.00	21.00	25.00	21.00	21.42
BETNOVATE-N OINTMENT 5 GMS	TUBE	16.00	16.00	17.00	16.00	16.00	16.00
BURNOL CREAM 30 GRM	TUBE	55.42	55.42	55.42	55.42	55.42	55.42
VICKS VAPORUB/BALM	BOTTLE	36.00	40.00	40.00	36.00	36.00	36.00
GLYCRINE SMALL BOTTLE	BOTTLE	45.00	30.00	30.00	40.00	30.00	15.00
JOUHAR JOSHANDA	PKT.	10.00	8.50	8.50	10.00	10.00	10.00
GALXOS-D (450 GRMS)	PKT.	157.50	150.00	150.00	146.00	147.00	157.50
GRIPE-WATER WOODWARDS	BOTTLE	50.00	55.00	55.00	55.00	55.00	60.00
SANIPLAST ONE PUTTY	EACH	2.00	3.00	3.00	2.00	2.00	1.45
O.R.S. (NIMCOL)	PKT.	15.00	20.00	20.00	15.00	17.00	17.00
DETTOL (MEDIUM)	BOTTLE	65.00	65.00	65.00	80.00	65.00	80.00
COTTON BANDAGE 2" - 4"	EACH	10.00	20.00	20.00	13.00	30.00	10.00
THERMOMETER CHINA	EACH	35.00	50.00	50.00	35.00	50.00	40.00
DOCTOR (MBBS) CLINIC FEE	P/PAT.	200.00	450.00	500.00	200.00	250.00	150.00
URINE TEST (DR) CHARGES	P/TEST	80.00	300.00	300.00	100.00	100.00	85.00
BLOOD TEST (CP) CHARGES	P/TEST	200.00	350.00	350.00	200.00	200.00	225.00
SUGAR TEST (RANDOM/FASTING BOTH) CHARGES	P/TEST	175.00	300.00	300.00	150.00	150.00	200.00
ECG CHARGES	P/TEST	175.00	400.00	400.00	200.00	300.00	200.00
X-RAY (CHEST) CHARGES	P/X-RAY	300.00	600.00	650.00	250.00	250.00	350.00
CAR SUZUKI 800 CC (W/O. A/C)	EACH	625000.00	0.00	0.00	0.00	0.00	0.00
CAR SUZUKI 1000 CC	EACH	1149000.00	0.00	0.00	0.00	0.00	0.00
CAR TOYOTA 1300 CC	EACH	1660000.00	0.00	0.00	0.00	0.00	0.00
CAR HONDA CIVIC	EACH	2950000.00	0.00	0.00	0.00	0.00	0.00
MOTORCYCLE HONDA CD-70.	EACH	63500.00	68000.00	69000.00	66000.00	0.00	66500.00
MOTORCYCLE YAMAHA 100CC.	EACH	77000.00	79000.00	80000.00	81000.00	0.00	0.00
MOTOR CYCLE HERO 70 CC	EACH	44000.00	50000.00	0.00	50000.00	0.00	0.00
BICYCLE WITH TYRES & TUBES	EACH	7062.50	7250.00	7250.00	7500.00	0.00	7500.00
TYRE CAR WITH TUBE GENERAL	EACH	3250.00	4000.00	4000.00	3125.00	3500.00	3300.00
TYRE MOTOR CYCLE WITHOUT TUBE	EACH	1050.00	1375.00	1375.00	1125.00	1150.00	1100.00
TYRE CYCLE SPECIFY BRAND NAME	EACH	350.00	300.00	300.00	335.00	400.00	475.00
TYRE CAR W/O TUBE	EACH	2950.00	3500.00	3500.00	2350.00	5000.00	2800.00
PETROL SUPER	LITRE	81.53	81.53	81.53	81.53	81.53	81.53
HIGH SPEED DIESEL HSD	LITRE	89.91	89.91	89.91	89.91	89.91	89.91
CNG	K.G.	84.90	0.00	0.00	0.00	0.00	79.90
GAS CYLINDER STAND. SIZE	EACH	1350.00	1100.00	1100.00	1400.00	1300.00	1700.00
MOTOR CYCLE SERVICE CHARGES	EACH	375.00	200.00	250.00	200.00	400.00	200.00
CAR SERVICE CHARGES	EACH	450.00	350.00	500.00	375.00	500.00	300.00
TYRE PUNCTURE CHARGES	EACH	45.00	100.00	85.00	50.00	92.50	65.00
CYCLE OVERHAULING CHARGES	EACH	190.00	150.00	275.00	250.00	300.00	100.00
CAR TAX FOR 800CC TO 1300CC	YEARLY	400.00	400.00	400.00	400.00	400.00	400.00
TRAIN FARE ECO. 1-100 KM.	P/KM.	0.68	0.68	0.68	0.00	0.00	0.68
TRAIN FARE ECO. 101-500 KM.	P/KM.	0.98	0.00	0.98	0.00	0.00	0.98
TRAIN FARE ECO. > 500 KM.	P/KM.	0.89	0.89	0.89	0.00	0.00	0.89
TRAIN FARE IST SLP. 1-100KM	P/KM.	2.10	2.10	2.10	0.00	0.00	2.10
TRAIN FARE IST SLP.101-500 KM	P/KM.	2.59	2.59	2.59	0.00	0.00	2.59
TRAIN FARE IST SLP. > 500 KM	P/KM.	1.99	1.99	1.99	0.00	0.00	1.99
TRAIN FARE A/C SLP. 1-100KM.	P/KM.	5.76	5.76	5.76	0.00	0.00	5.76
TRAIN FARE A/C SLP.101-500KM	P/KM.	4.59	4.59	4.59	0.00	0.00	4.59
TRAIN FARE A/C SLP > 500KM.	P/KM	4.16	4.16	4.16	0.00	0.00	4.16

Contd.

### 7.11 Intercity Consumer Prices January, 2018

Description	Unit	Quetta	Turbat	Gawadar	Loralai	Khuzdar	D.M. Jamali
PLATEFORM TICKET	EACH	10.00	5.00	10.00	0.00	0.00	10.00
AUTO RICKSHAW FARES	KM/MIN	65.00	40.00	55.00	65.00	65.00	50.00
FULL TONGA CHARGES	KM/MIN	80.00	0.00	0.00	50.00	0.00	0.00
TAXI 4 SEATER FARE	KM/MIN	60.00	50.00	60.00	60.00	60.00	60.00
BUS FARE MIN (WITHIN CITY)	TICKET	20.00	0.00	0.00	0.00	0.00	0.00
BUS FARE MAX (WITHIN CIT	TICKET	18.00	0.00	0.00	0.00	0.00	0.00
BUS FARE OUTSIDE CITY	P/KM.	0.90	0.90	0.90	0.90	0.90	0.90
A/C BUS FARE OUTSIDE CITY	P/KM.	2.50	2.50	2.50	1.89	1.32	2.50
MINIBUS FARE MIN.WITH IN CITY	TICKET	20.00	0.00	35.00	0.00	0.00	0.00
MINIBUS FARE MAX.WITH IN CITY	TICKET	20.00	0.00	0.00	0.00	0.00	0.00
SUZUKI FARE MIN.WITH IN CITY	TICKET	0.00	10.00	10.00	0.00	15.00	0.00
SUZUKI FARE MAXIMUM W.IN CITY	TICKET	0.00	30.00	40.00	0.00	30.00	0.00
AIR FARE ECONOMY CLASS.	P/KM.	19.26	19.26	19.26	0.00	19.26	0.00
POSTAL ENVELOPE DOMESTIC	EACH	8.00	8.00	8.00	8.00	8.00	8.00
ENVELOPE FOR SAUDI ARABIA	EACH	50.00	50.00	50.00	50.00	50.00	50.00
POSTAL REGISTRATION CHARGES	EACH	28.00	38.00	38.00	38.00	38.00	38.00
U.M.S. REG CHARGES MIN.	EACH	59.00	60.00	60.00	59.00	59.00	60.00
T.C.S. CH. MIN.WITH IN ZONE	EACH	150.00	150.00	150.00	240.00	160.00	150.00
TELEPHONE CHARGES LOCAL CALL	P/CALL	3.94	3.94	3.94	3.94	3.94	3.94
TEL CHARGES OUT SIDE CITY	P/CALL	3.94	3.94	3.94	3.94	3.94	3.94
INTERNET CHARGES	P/HOUR	25.00	30.00	30.00	50.00	50.00	30.00
MOBILE CELL CHARGES	P/UNIT	3.00	3.00	3.00	3.20	4.00	3.00
FAX CHARGES (LOCAL)	P/PAGE	15.00	30.00	30.00	20.00	20.00	15.00
TELEPHONE SET AV. QLTY	EACH	575.00	850.00	850.00	1450.00	2500.00	850.00
MOBILE SET NOKIA/SONY/ERICSON/SAMSUNG WITHOUT CAMERA	EACH	3000.00	2100.00	2100.00	2775.00	2500.00	3750.00
T.V. 20" COLORED WEGA H-A21.	EACH	18000.00	12000.00	11000.00	18000.00	17500.00	20000.00
T.V 20" COLOR CHINA/KORIA)	EACH	13000.00	7000.00	8000.00	12000.00	8500.00	16500.00
V.C.P. PANASONIC/LG/NAT	EACH	6900.00	4500.00	0.00	6000.00	0.00	6500.00
DVD/VCD PLAYER PANASONIC/LG	EACH	5200.00	3500.00	0.00	4800.00	4800.00	4750.00
RADIO WITH C.PLAYER NATIONAL	EACH	1925.00	1750.00	2375.00	2000.00	1900.00	1650.00
PERSONNEL COMPUTER (BRANDED)	EACH	42000.00	28000.00	28000.00	32333.33	32333.33	28000.00
VID. CASSETTE BLK. TDK/SONY	EACH	155.00	150.00	150.00	150.00	0.00	0.00
COM. C.D. (TDK/IMATION)	EACH	72.50	45.00	45.00	43.33	50.00	60.00
TAPE RECORDER CASSETTE BLANK	EACH	40.00	40.00	40.00	35.00	45.00	30.00
VIDEO GAME SEGA 16 BYTE	EACH	1150.00	1000.00	1000.00	1250.00	1250.00	0.00
CINEMA A/C. HIGH CLASS	TICKET	0.00	0.00	0.00	0.00	0.00	0.00
CINEMA NON-A/C HIGH CLASS	TICKET	150.00	0.00	0.00	20.00	0.00	0.00
CABLE CHARGES	P/MONTH	400.00	350.00	350.00	300.00	300.00	300.00
TV.LICENCE FEE DOMESTIC	YEARLY	420.00	420.00	420.00	420.00	420.00	420.00
ENGLISH BOOK CLASS V1	EACH	60.00	60.00	60.00	60.00	60.00	60.00
ENGLISH BOOK CLASS IX OR X	EACH	59.50	59.50	59.50	59.50	59.50	59.50
ENG. BOOK IST.YR COMPLETE SET	EACH	65.00	65.00	65.00	65.00	65.00	65.00
ENGLISH BOOK BA/B.SC	EACH	175.00	175.00	175.00	175.00	175.00	175.00
URDU BOOK CLASS V (T.B.BORD)	EACH	73.00	73.00	73.00	73.00	73.00	73.00
URDU BOOK CLASS IX/X(T.B.B)	EACH	65.00	65.00	65.00	65.00	65.00	65.00
URDU BOOK IST.YEAR/INTER	EACH	85.00	85.00	85.00	85.00	85.00	85.00
URDU BOOK BA/B.SC	EACH	175.00	175.00	175.00	175.00	175.00	175.00
MATHS BOOK CALSS V (T.B.B)	EACH	89.00	89.00	89.00	89.00	89.00	89.00
MATHS BOOK CLASS IX OR X	EACH	136.00	136.00	136.00	136.00	136.00	136.00
MATHS BOOK IST.YEAR (T.B.B)	EACH	138.00	138.00	138.00	138.00	138.00	138.00
PAKISTAN STUDIES BOOK BA/B.SC	EACH	300.00	300.00	300.00	300.00	300.00	300.00
DAILY "DAWN"	P/COPY	20.00	19.00	19.00	20.00	20.00	20.00
DAILY "JANG"	P/COPY	13.00	12.00	12.00	13.00	13.00	13.00
DAILY "NAWA-E-WAQT"	P/COPY	13.00	12.00	12.00	12.00	12.00	13.00
WEEKLY "AKHBAR-E-JAHAN"	P/COPY	55.00	55.00	55.00	55.00	60.00	55.00
WEEKLY "MAG"	P/COPY	45.00	45.00	45.00	45.00	55.00	45.00
MONTHLY "NAUNEHAL DIGEST"	P/COPY	35.00	40.00	40.00	35.00	35.00	35.00
PAPER FOOLSCAPE (27"x17")	QUIRE	27.50	25.00	27.00	35.00	60.00	42.50
EXERCISE.BOOK LINED 80/100 PGS	EACH	37.50	40.00	40.00	60.00	60.00	27.50
PENCILGOLDFISH/DEER	EACH	6.00	5.00	6.00	7.00	10.00	5.00
PEN INK DOLLOR 57 ML BOTTLE	EACH	20.00	20.00	20.00	20.00	20.00	20.00

Contd.

### 7.11 Intercity Consumer Prices January, 2018

Description	Unit	Quetta	Turbat	Gawadar	Loralai	Khuzdar	D.M. Jamali
PHOTOSTATE PAPER 70 GM	PRT	355.00	565.00	575.00	400.00	450.00	350.00
BALL PEN (local)	EACH	10.00	10.00	10.00	10.00	10.00	8.50
FOUNTAIN PEN HERO/WINGS/CHINA	EACH	35.00	50.00	50.00	50.00	50.00	37.50
PRIVATE SCHOOL FEE ENGLISH MEDIUM AVERAGE STANDARD (CLASS I)	P/MONTH	750.00	725.00	1000.00	600.00	600.00	475.00
PRIVATE SCHOOL FEE ENGLISH MEDIUM AVERAGE STANDARD (CLASS V)	P/MONTH	1150.00	900.00	1200.00	750.00	750.00	550.00
PRIVATE SCHOOL FEE ENGLISH MEDIUM AVERAGE STANDARD (CLASS VI)	P/MONTH	1200.00	1350.00	1800.00	1250.00	1250.00	700.00
PRIVATE SCHOOL FEE ENGLISH MEDIUM AVERAGE STANDARD (CLASS X)	P/MONTH	1400.00	1900.00	2000.00	1250.00	1250.00	950.00
PRIVATE MEDICLE COLLEGE FEE MBBS (1ST YEAR)	P/MONTH	29166.66	0.00	0.00	0.00	29166.66	0.00
PRIVATE ENGINEERING COLLEGE FEE (ISTR YEAR)	P/MONTH	3380.00	0.00	0.00	0.00	3380.00	0.00
GOVT. COLLEGE FEE 1ST. YEAR	MONTH	60.00	60.00	60.00	60.00	60.00	60.00
GOVT. COLLEGE FEE 4TH. YEAR	MONTH	80.00	80.00	80.00	80.00	80.00	80.00
GOVT. UNIVERSITY FEE MSC.	MONTH	350.00	350.00	350.00	350.00	350.00	350.00
GOVT. MED. COLLEGE FEE MBBS	MONTH	950.00	0.00	0.00	0.00	1500.00	0.00
GOVT. ENGG. COLL. FEE I YEAR	MONTH	850.00	0.00	3850.00	0.00	1210.00	850.00
COACHING FEE FOR CLASS IX/X	P/MONTH	500.00	1500.00	1500.00	500.00	800.00	1000.00
COACHING CHARGES FOR CLASS 1ST YEAR/INTER (SCIENCE)	P/MONTH	1000.00	0.00	2000.00	0.00	0.00	1500.00
COACHING CHARGES FOR CLASS 1ST YEAR/INTER (COMMERCE)	P/MONTH	1000.00	0.00	2500.00	0.00	0.00	1500.00
I.T. TUITION FEES	P/MONTH	1500.00	0.00	920.00	750.00	3216.67	0.00
MBA TUITION FEES	P/MONTH	1000.00	0.00	0.00	833.33	3038.33	0.00
BREAD TANDOORI ST. SIZE	EACH	10.00	10.00	10.00	10.00	20.00	10.00
COOKED MUTTON (AV. HOTEL)	PLATE	160.00	135.00	225.00	300.00	290.00	135.00
COOKED BEEF (AV. HOTEL)	PLATE	90.00	90.00	190.00	150.00	180.00	105.00
COOKED DAL (AV. HOTEL)	PLATE	65.00	70.00	130.00	100.00	100.00	60.00
CHICKEN BIRYANI FULL/DOUBLE	PLATE	175.00	150.00	200.00	140.00	140.00	100.00
TEA PREPARED (ORDINARY)	CUP	21.00	20.00	20.00	25.00	22.50	20.00
HAIRCUT CHARGES FOR MEN	P/CUT	100.00	100.00	100.00	80.00	80.00	55.00
BEAUTY PORL HAIR STYL CHARGE	P/STY.	350.00	300.00	350.00	250.00	250.00	225.00
SHAVING CHARGES	PER SHV	60.00	50.00	50.00	60.00	60.00	35.00
LIPSTICK S.MISS/MEDORA	EACH	120.00	90.00	100.00	95.00	100.00	105.00
NAIL POLISH S.MISS/MEDORA	EACH	95.00	80.00	80.00	95.00	100.00	80.00
PERFUME MED.SIZE MEDORA/BROACH	EACH	100.00	100.00	100.00	120.00	200.00	200.00
HAIR-OIL AMLA/CHAMBELI	BOTTLE	115.00	90.00	90.00	120.00	130.00	120.00
TOILET SOAP LUX 95 GRAMS	EACH	35.00	35.00	40.00	50.00	40.00	41.00
TOILET SOAP LIFEBOUY 140 GRM	EACH	42.00	40.00	40.00	50.00	50.00	50.00
TOILET SOAP SAFEGUARD BATH SIZE	EACH	50.00	50.00	50.00	58.00	50.00	50.00
TOOTHPASTE MACKLINES 70 GRM	EACH	50.00	50.00	50.00	50.00	50.00	50.00
TOOTHPAST MED SIZE CLGATE 70 GMS	EACH	63.00	70.00	70.00	80.00	80.00	65.00
TOOTHBRUSH SHEILD A/PLAUQUE	EACH	50.00	50.00	50.00	55.00	55.00	47.50
TOOTHPOWDER DENTONIC 90 GRM	EACH	35.00	35.00	35.00	30.00	30.00	30.00
HAIR-COLOUR BEGIN (6 GMS)	EACH	110.00	90.00	90.00	110.00	110.00	110.00
HAIR COLOUR (KALAKOLA)	BOTTLE	130.00	90.00	120.00	100.00	130.00	130.00
FACECREAM PONDS (MEDIUM)	EACH	120.00	100.00	110.00	120.00	180.00	120.00
TALC POWDER VICE ROAY,B.CAT	EACH	155.00	130.00	110.00	140.00	170.00	150.00
BLADE TREET ORDINARY 10'S	PKT.	40.00	30.00	30.00	40.00	50.00	30.00
BLADE 7-O-CLOCK STAIN. 5'S	PKT.	45.00	35.00	35.00	40.00	60.00	30.00
SHAMPOO SUNSILK/PAINTIN 100 ML	BOTTLE	110.00	110.00	110.00	100.00	115.00	100.00
BEAUTY CREAM (FAIR & LOVELY)	EACH	200.00	85.00	180.00	75.00	150.00	200.00
HAIR REMOVING CREAM (EU-CREAM)	TUBE	70.00	60.00	75.00	80.00	80.00	65.00
GEL MEDIUM SIZE	BOTTLE	80.00	60.00	60.00	120.00	150.00	145.00
DISPOSABLE RAZOR GILLET-II	EACH	50.00	45.00	50.00	45.00	50.00	50.00
SHAVING CREAM TOUCH-ME/ADM.	EACH	70.00	50.00	60.00	50.00	70.00	67.50
GOLD TEZABI 24 CT	10 GM.	47800.00	49000.00	49000.00	42750.00	47800.00	49700.00
SILVER TEZABI 24 CT	10 GM.	700.00	1000.00	1000.00	0.00	670.00	771.00
ARTIFICIAL JEWELLARY SET	SET	480.00	1100.00	1100.00	400.00	400.00	500.00
WRIST WATCH GENTS CITIZEN (ORIGINAL) ***	EACH	2550.00	2550.00	2500.00	2550.00	0.00	2500.00
WRIST WATCH LADIES CITIZEN (ORIGINAL) ***	EACH	2550.00	2500.00	2600.00	2500.00	2500.00	2500.00
WALL CLOCK QUARTZ AV.QLTY	EACH	475.00	450.00	450.00	533.33	533.33	500.00
SUITCASE REXIN (24"x16"x6")	EACH	1500.00	1000.00	1150.00	1200.00	2400.00	1000.00
TRUNK MEDIUM SIZE ***	EACH	1000.00	650.00	3000.00	666.67	2500.00	1200.00
PURSE LADIES (LEATHER) AVERAGE QUALITY	EACH	400.00	350.00	350.00	283.33	575.00	425.00

### 7.11 Intercity Consumer Price January, 2018

Description	Unit	Value in Rupees	
		Average	% Change
<b>FOOD &amp; NON-ALCOHOLIC BEVERAGES</b>			
WHEAT	10 KG.	348.93	-1.38
WHEAT FLOUR FINE/SUPERIOR.	KG.	43.87	-0.11
WHEAT FLOUR AVG. QLTY	KG.	39.24	-0.46
WHEAT FLOUR BAG	10 KG.	380.79	1.02
MAIDA	KG.	52.65	-0.11
SUJI	KG.	54.21	0.07
BESAN AV. QLTY.	KG.	129.13	1.81
RICE BASMATI SUP. QLTY.	KG.	136.41	-3.19
RICE BASMATI 385/386	KG.	88.43	-3.18
RICE BASMATI BROKEN AV.QLTY	KG.	73.72	-2.75
RICE IRRI-6 (SINDH/PUNJAB)	KG.	50.35	-1.05
VERMICELLI	KG.	84	-0.06
BREAD PLAIN MEDIUM SIZE	EACH	42.26	0.00
RUSK (PAPAY)	KG.	196.52	-0.30
BISCUITS-PACKED	PKT	38.1	-0.31
BISCUIT-BAKERY (LOOSE)	250 GM	83.88	-1.67
CORNFLAKS FAUJI 225 GM.	PKT	186.43	-0.12
SAMOSA (VEGATABLE)	EACH	13.7	-0.15
PASTRY AV.QLTY.	EACH	27.93	-1.25
PATTIES (VEGATABLES)	EACH	23.24	-0.09
NIMCO	250 GM	70.61	-0.62
CHIPS	250 GM	75.16	-0.33
BEEF WITH BONE AV.QLTY.	KG	333.31	-0.37
MUTTON AV.QLTY.	KG	699.34	-1.68
CHICKEN FARM BROILER (LIVE)	KG	177.82	-9.03
FISH-RAHU MEDIUM SIZE	KG	290.74	-0.79
MILK FRESH (UNBOILED)	LTR.	83.49	-0.42
CURD	KG.	97.37	-0.83
MILK TETRA PACK 1/2 LTR.	PKT.	62.91	0.00
LACTOGEN 400 GRAMS	PKT.	446.83	-0.27
POWDER MILK NIDO 400GM.	PKT	380.73	-0.19
MILK POWDER LOOSE/PACKED	KG.	490.55	-0.22
BUTTER LOCAL PACKED	50 GM.	33.26	-1.80
EGGS FARM	DOZ	117.04	12.00
MUSTARD OIL AV.QLTY.	KG.	190.37	0.11
COOKING OIL (DALDA)	2.5LTR	471.34	0.34
COOKING OIL (PAKWAN) OTHER BRAND SPECIFY	2.5 LTR	420.63	-0.33
VEGETABLE GHEE TIN	2.5KG.	462.78	0.23
VEGETABLE GHEE (LOOSE)	KG.	151.12	-0.34
DATES AV.QLTY.	KG.	171.81	-0.27
PISTACHIO AV.QLTY.	50 GM.	103.98	-0.32
ALMONDS WHOLE AV.QLTY.	KG.	686.71	-0.68
COCONUT DRY AV.QLTY.	KG.	380.4	-4.25
RAISINS AV.QLTY.	50 GM.	22.8	-0.44
GROUNDNUTS (WITH SHELL)	KG.	217	-1.06
MALTA/MOSAMBI	DOZ	134.87	-0.04
KINNU	DOZ	103.88	-2.42
APPLE	KG	133.36	-4.18
ALOO BUKHARA	KG	0	
POMEGRANATE (ANNAR)	KG	205.98	-5.90
GRAPES	KG	0	
BANANAS	DOZ	64.83	-6.15
MANGO KALMI	KG	0	
GUAVA	KG	74.54	-6.55
WATERMELON (TURBOOZ)	KG	0	

Contd.

### 7.11 Intercity Consumer Price January, 2018

Description	Unit	Value in Rupees	
		Average	% Change
MUSKMELON (KHARBOOZA)	KG	0	
SWEETMELON (GARMA)	KG	0	
PULSE MASOOR (WHOLE)	KG.	108.65	-0.02
PULSE MASOOR (WASHED)	KG.	114.91	0.00
PULSE MOONG (WASHED)	KG.	115.36	-2.24
PULSE MASH (WASHED)	KG.	160.14	1.58
PULSE GRAM	KG.	119.46	-0.42
GRAM WHOLE BLACK AV QLTY.	KG.	118.42	-0.41
GRAM WHOLE YELLOW AV.QLTY	KG.	193.85	1.29
BEANS (LAL LOBIA)	KG.	144.67	-0.32
POTATOES	KG	31.45	33.58
ONION	KG	54.84	10.43
TURNIP	KG	35.15	12.01
RADISH	KG	25.27	13.65
TOMATOES	KG	46.29	59.32
CABBAGE	KG	47.49	19.71
CAULIFLOWER	KG	47.78	25.76
BRINJAL	KG	50.93	-8.93
PUMPKIN	KG	100	-100.00
BOTTLEGOURD	KG	0	
LADY FINGER	KG	0	
PEAS	KG	64.51	86.20
SPINACH	KG	26.08	9.28
TINDA	KG	0	
TURAI	KG	0	
KARAILA	KG	0	
ARVI	KG	0	
CHILLIES GREEN	KG	114.07	-1.37
CARROT	KG	33.18	35.59
CUCUMBER (KHEERA)	KG	56.8	-8.77
LEMON	250GM	35.06	2.03
SUGAR REFINED	KG.	54.1	1.11
GUR AV.QLTY	KG.	81.12	1.26
HONEY LANGANESE 500 GM.	BOTTLE	877.41	-0.31
MILO 200 GM.	BOTTLE	218.83	-0.17
CUSTARD POWDER RAFHAN 300 GM.	PKT	80.58	0.00
TOFFEE (HILAL)	EACH	1.44	0.00
CHOWKELATE CANDY (SMALL SIZE)	EACH	5.4	0.00
SWEETMEAT (MIXED)	KG	334.15	-0.67
ICE CREAM WALLS	CUP.	42.86	-0.28
ICE	KG	11.66	1.11
JAM AHMED/MITCHELLES	BOTTLE	138.23	-0.46
SQUASH-MITCHELLES	BOTTLE	162.06	-0.31
ROOH AFZA	BOTTLE	172.75	-0.36
JAM-E-SHIREEN	BOTTLE	178.38	-0.28
SAUNF	50 GM	18.46	-1.30
CINAMON LOOSE AV. QLTY	50 GM.	28	-2.46
CUMINSEED WHITE NATIONAL	50 GM.	63	-1.35
PEPPER BLACK NATIONAL	50 GM.	106.35	-0.11
CLOVES LOOSE AV.QLTY	50 GM.	90.59	-0.15
CARDAMOM LARGE LOOSE AV.QLTY	50 GM.	125.73	0.00
CARDAMOM SMALL AV.QLTY	50 GM.	114.58	0.38
SALT-POWDERED (LAHORI) LOOSE	KG.	11.4	-0.61
SALT POWDERED (NATIONAL/SHAN)	PKT	24.95	0.00
CHILLIES POWD.NATIONAL 200GM	PKT	115.38	-0.32
CHILLIES POWDER LOOS	KG.	265.54	-1.91
CORRIANDER SEED POWD.NATIONAL	PKT	104.28	-0.44

Contd.

### 7.11 Intercity Consumer Price January, 2018

Description	Unit	Value in Rupees	
		Average	% Change
CORRIANDER SEED (LOOSE)	KG.	237.09	-0.79
TURMERIC POWD.NATIONAL 50GM	PKT.	36.3	-0.06
CURRY POWD. NATIONAL 200 GM	PKT.	87.41	0.26
TOMATO KETCHUP AHMED/MITCHL	BOTTLE	99.71	-0.13
PICKLES AHMED/MITCHELLES	BOTTLE	118.15	0.00
VINEGAR SYNTHETIC (SIRKA)	BOTTLE	77.38	-0.16
GARLIC	KG	168.76	-3.42
GINGER	KG	177.49	1.53
TAPAL DANEDAR TEA 200GM PACKET	PKT	175.97	-0.41
TEA LIPTON YELLOW LABEL 200GM.	PKT.	183.3	0.44
TEA LOOSE KENYA AV.QLTY 250GM.	PKT.	158.61	1.58
COFFEE-NESCAFE 75 GM. **	BOTTLE	336.63	-0.52
COLD DRINK (STANDARD SIZ)	BOTTLE	25.17	0.00
FRUIT JUICE TETRA PACK	PKT.	19.96	-1.25
MINERAL WATER NESTLE 1.5 LTR	BOTTLE	51.17	-0.25
ALCOHOLIC BEVERAGES & TOBACCO			
CIGARETTES K-2 10'S **	PKT	52.21	0.00
CIGARETTES CAPSTAN 10'S **	PKT	51.8	0.00
CIGARETTES GOLD LEAF 20'S	PKT	136.65	0.00
CIGARETTES MORVEN GOLD 20'S	PKT	54.17	0.00
BETEL LEAVES	50GM.	81.57	-2.19
BETEL NUTS	KG.	1174.85	-59.55
CLOTHING & FOOTWEAR			
LONG CLOTH 57" GUL AHMED/AL-KARAM	METER	240.02	-0.73
SHIRTING AV.QLTY.	METER	187.64	-0.60
PANT CLOTH W & WEAR AV.QLTY	METER	418.12	-0.52
LAWN PRINTED GUL AHMED/AL-KARAM	METER	298.85	-0.08
GEORGETTE AV.QLTY	METER	150.79	-0.83
LINEN AV.QLTY ***	METER	161.34	-0.62
HEAVY WT SUITING LAWERNCPUR AVG QLTY	METER	1465.54	-0.64
HEAVY WT SUITING LAWERNCPUR SUP QLTY	METER	1952.4	-1.70
TROPICAL SUITING LAW.PUR	METER	1225.78	-1.26
PANT BOY 24"/26" LENGTH.	EACH	549.67	-1.12
SHIRT BOY 24"/26" LENGTH	EACH	438.31	-1.57
SCHOOL UNI. PANT,SHIRT BOYS	SUIT	755.84	-1.31
SCHOOL UNI. KAMEEZ,SHAL.BOYS	SUIT	711.84	-1.40
SCHOOL UNI. KAMEEZ,SHAL.GIRL	SUIT	742.45	-1.15
FROCK W/WEAR GIRLS	EACH	1292.37	-7.25
AWAMI-SUIT W & W(BOY) 24"/26	SUIT	1103.59	-1.64
AWAMI-SUIT W&W (GENTS)AV.QLTY	SUIT	1439	-1.56
PULLOVER GENTS OXFORD/BON.	EACH	3072.63	-1.03
PULLOVER LADIES OXFORD/BON.	EACH	2885.25	-1.25
PULLOVER (GENTS) OTHERS A.QTY	EACH	1036.02	-1.01
SECOND-HAND COAT FOR MEN	EACH	463.7	0.13
SECONDHAND SWEETER FOR MEN DUP QLTY	EACH	332.96	0.56
SECONDHAND WINTER JACKET	EACH	462.91	-0.33
UNDERWEAR AV.QLTY MEDIUM SIZE	EACH	138.93	-1.44
VEST FOR MEN AV.QLTY.	EACH	143.15	-1.03
VEST/SHAMEEZ (WOMEN) AVG. QLTY	EACH	166.1	-1.17
SOCKS NYLON (PAKISTANI)	PAIR	93.62	-1.67
BRASSIER AV.QLTY.	EACH	178.92	-2.52
BRASSIER SUP QLTY	EACH	403.32	-0.62
DOPATTA GEORGETTE AV.QLTY.	EACH	304.43	-0.41
DOPATTA COTTON AV GLTY	EACH	245.86	-0.71
CHADDAR (W/WEAR) (2x2.5 MTR)	EACH	474.24	-0.53
LUNGI/DHOTI(COTTON) AVG. QLTY	EACH	325.54	-0.38
HANDKERCHIEF AVG. QLTY PAK	EACH	44.49	-0.74

Contd.

### 7.11 Intercity Consumer Price January, 2018

Description	Unit	Value in Rupees	
		Average	% Change
HANDKERCHIEF SUP. QLTY PAK	EACH	71.35	-1.64
GLOVES AV QLTY	PAIR	117.85	-3.98
AZARBAND COTTON AVG. QLTY	EACH	19.54	-0.67
SEWING THREAD/REEL(ASLI PARI)	EACH	6.9	0.00
WASHING CHARGES PAINT & SHIRT	SUIT	109.04	-2.32
DRY CLEANING SUIT COAT PANT	SUIT	366.27	-1.49
WASHING CH. (KAMIZ-SHALWAR)	PAIR	78.56	-1.95
TAILORING SHIRT	EACH	423.3	-2.14
TAILORING CHARGES PANT (MEN)	EACH	734.24	-2.57
TAILORING COAT-PANT SUIT	SUIT	4274.37	-1.32
TAILORING AWAMI-SUIT (MALE)	SUIT	642.35	-1.75
TAILORING SUIT FEMALE	SUIT	539.54	-0.46
GENTS SHOES PAUL BATA	PAIR	1204	0.00
GENTS SANDAL BATA	PAIR	699	0.00
GENTS SPOUNG CHAPPAL BATA	PAIR	189	0.00
LADIES SANDAL BATA	PAIR	499	0.00
LADIES SPOUNG CHAPPAL BATA	PAIR	179	0.00
CHILD SHOE POWER LITE BATA	PAIR	599	0.00
GENTS SHOE, ART 1109 SERVICE	PAIR	999	0.00
NYLON JOGGER 27 SIZE 2-5 ***	PAIR	1299	0.00
CHINA FOOT WEAR AV. QLTY (MALE) *	PAIR	731.95	-1.02
CHINA FOOT WEAR AV. QLTY (FEMALE) *	PAIR	573.34	-0.70
CHINA FOOT WEAR AV. QLTY (CHILDREN) *	PAIR	476.51	-0.94
SHOE REPAIR HALF SOLE	PAIR	110.62	-0.23
SHOES POLISH CHARGES AVERAGE SHOP	PAIR	20.17	-1.24
HOUSING, WATER, ELECT,GAS & OTH FUEL			
HOUSE RENT (combined)	MONTH	7475.02	-0.97
rent 2	pm	7475.02	-0.97
RENT3	PM	7475.02	-0.97
RENT4	PM	7475.02	-0.97
RENT5	PM	7475.02	-0.97
RENT6	PM	7475.02	-0.97
SYNTHETIC ENEMAL ROBIALAC BALTI 3.64 LTR.	EACH	1969.86	-0.19
SYNTHETIC ENEMAL ICI BALTI 3.64 LTR.	EACH	2070.94	-0.27
CEMENT (LOCAL) SPECIFY BRAND NAME	BAG	529.24	0.91
BRICKS (NEW) IST CLASS	P/1000	7285.31	-0.19
CEMENT BLOCKS (6"x8"x12")	P/100	3083.12	0.00
BAJREE	100CFT	4163.98	0.80
SAND (BLACK PIT SAND)	K100CFT	2371.94	0.63
TIMBER SHESHAM LOG IST QUALITY	cubmt.	58687.92	0.00
IRON BAR (M.S. BAR) 1/2"	P/TON	80184.62	-3.04
CARPANTER WAGE RATE	P/DAY	939.81	-1.13
MASON (RAJ) WAGE RATE	P/DAY	1064.66	-0.88
UNSKILLED LABOUR WAGE RATE	P/DAY	581.13	-0.87
PLUMBER WAGE RSTE	P/DAY	931.03	-1.34
ELECTICIAN WAGE RATE PER DAY **	P/DAY	873.04	-1.49
ELECTICIAN WAGE RATE PER POINT **	P/PNT	134.04	-0.66
WATER CHARGES PER HOUSE	P/MONTH	132.7	-0.60
ELECT.CHARGES UPTO 50 UNITS	P/UNIT	2	0.00
ELECT.CHARGES 01 - 100 UNIT	P/UNIT	6.18	0.00
ELECT.CHARGES 101 - 300 UNIT	P/UNIT	9.54	0.00
ELECT.CHARGES 301 - 1000 UNIT	P/UNIT	16.39	0.00
ELECT.CHARGES ABOVE 1000 UNIT	P/UNIT	18.39	0.00
ELEC	PM	10.5	0.00
GAS CHRg upto 3.3719 MMBTU	MMBTU	128.7	0.00
GAS CHRg 3.3719 - 6.7438 MMBTU	MMBTU	257.4	0.00
GAS CHRg 6.7438 - 10.1157 MMBTU	MMBTU	257.4	0.00

Contd.

### 7.11 Intercity Consumer Price January, 2018

Description	Unit	Value in Rupees	
		Average	% Change
GAS CHR10.1157 - 13.4876 MMBTU	MMBTU	702	0.00
GAS	PM	702	0.00
GAS	PM	409.5	0.00
KEROSENE OIL	LTR	101.99	-5.01
FIREWOOD WHOLE	40 KG.	559.99	-1.58
FURNISHING HOUSE HOLD EQUIPMENTS			
CHAIR SHESHAM WOOD WITH ARMS **	EACH	2286.99	-1.36
CHAIR PLASTIC (CHAIRMAN) AVERAGE QUALITY	EACH	838.57	-1.71
TABLE SHESHAM WOOD (4X2X5") ***	EACH	6005.94	-0.47
SOFASET WOODEN WITH FOAM SEAT **	SET	18322.37	0.20
COT IRON (WITH NIWAR)AV.QLTY.	EACH	2344.3	0.21
ALMIRAH (STEEL) 6'X3' 20 GUAGE	EACH	10114.91	-0.58
DINNING TABLE 6 CHAIRS A.QLTY	SET	23043.57	-2.06
SINGLE BED WITHOUT FOAM MED.	EACH	6669.49	-1.71
MATRESS SINGLE(4"THICK)	EACH	5362.36	-1.90
FARSHI DARI 12'X9' AV.QLTY	EACH	1394.12	-0.14
DARI COTTON (6'x2 1/2') AV.QL	EACH	604.22	0.08
CARPET PLAIN AV. QLTY	SQFT.	45.04	-0.11
QUILT (LIHAF) 3 KG. COTTON	EACH	1011.81	-0.62
BLANKET (90" x 54")	EACH	3727.2	-1.61
BEDSHEET SINGLE BED SUP.QLTY	EACH	689.71	-0.91
BED SHEET DOUBLE WITH TWO PILLOW COVERS SUP QLTY	SET	1325.89	0.19
TOWEL(3'x2') AV. QALTY	EACH	279.66	-0.75
CEILING FAN 48" SUPER QLTY **	EACH	3284.9	-0.15
PEDESTAL FAN 22" SUPER QLTY	EACH	4362.33	-0.29
REFG. DAWLENCE 10 CFT. D.DOOR	EACH	32277.5	-0.02
D-FREEZER WAVES 8 CFT.	EACH	30931.62	-0.54
AIRCONDITIONER 1.5 TON PEL	EACH	43197.5	0.00
SPLIT AIR CONDITIONER 1.5 TON (SPECIFY BRAND NAME)	EACH	45135.75	-0.36
AIRCOOLER SUPER ASIA	EACH	12347.08	-0.14
WASHING MACHINE SINGER	EACH	16130	0.00
SEWING MACHINE(SINGER)	EACH	6675.5	-0.04
GIZER LARGE SIZE 30 GALLON CAPACITY SUP QLTY	EACH	19126.52	-1.44
GAS BURNER DOUBLE SPFY.BRAND	EACH	1958.18	-0.92
ELECT. IRON PHILIPS MDL.1120	EACH	1983.23	-1.01
ELECTRIC JUICER FOR APPLE	EACH	5553.21	-0.83
S.STEEL DEGHCHI MEDIUM SIZE ***	EACH	660.68	-0.60
ALUMINIUM COOKING PAN (DEGCHI ) MED SIZE	EACH	651	-0.77
NON STICK COOKING PAN (DEGCHI ) SUP. QLTY	EACH	973.71	-1.08
FRYING PAN STEEL AVG. QLTY MED. SIZE	EACH	412.32	-0.36
TAWA IORN (MEDIUM SIZE) AVG. QLTY	EACH	329.86	-0.08
S.STEEL PLATE A.QLTY.(M.SIZE)	EACH	79.69	-0.63
TABLE SPOON S.STEEL SUP.QLTY.	DOZEN	413	-0.74
WATER SET JUG+6 GLASSES (OMROC)	SET	555.31	-1.13
TEA SET PAK. CHINAWARE 21 PCS.	SET	2028.5	-0.54
DINNER SET PLASTIC 72 PIECES SUPERIOR QLTY	SET	5811.67	-1.25
HOTPOT SET PLASTIC 3 PCS.	SET	1397.66	-0.54
BUCKET(BALTI) PLASTIC MED.SIZ	EACH	343.38	-0.18
LOTA PLASTIC (MED SIZE) AVERAGE QUALITY	EACH	60.19	-0.83
PRESURE COOKER 4 LTR.	EACH	1547.4	-1.49
WATER COOLER 9/10 LTR.PLASTIC ***	EACH	654.65	-0.46
THERMOS STARVAC 1 LTR	EACH	563.07	-1.11
BULB PHILIPS 100-WATTS	EACH	33.28	-1.86
TUBE LIGHT PHILIPS 40 WATTS	EACH	106.75	-0.70
ELECTRIC BLUBS "0" WATTE LOCAL	EACH	22.93	-1.40
ELECTRIC BLUB ENERGY SAVER 14 WATTS	EACH	165.38	-1.36
WASHING SOAP 250 GMS SPECIFY BRAND NAME	EACH	33.73	-0.74

Contd.



### 7.11 Intercity Consumer Price January, 2018

Description	Unit	Value in Rupees	
		Average	% Change
SURF EXCEL 400 GMS POLY BAG	EACH	121.86	-0.19
WASHING POWDER 1000 GRM	EACH	166.13	-0.19
WASHING POWDER (WHEEL/ BONUS) 100 GRAMS	EACH	96.14	-0.14
CLEANSER POWDER VIM 1000 GM	PKT.	78.96	-0.27
FINIS 500 ML	BOTTLE	204.65	-1.65
PHNYLE TYPHONE/FINIS/CARRANITE 3 LITRES	BOTTLE	152.19	-0.16
HARPIC	BOTTLE	154.38	-0.73
BOOT POLISH CHERRY/KIWI 50ML	EACH	119.48	-0.94
ROBIN BLUE (35 GRAMS)	PKT.	47.48	0.23
TISSU PAPER PERFUMED 100 PCS.	PKT	113.46	-1.03
TOILET PAPER ROLL (R.PETEL)	P/ROLL	41.33	0.48
BOOT POLISH LIQUID CHEERY BLOSSOM KIWI 75 ML	BOTTLE	147.11	-0.68
MATCH BOX SMALL	EACH	2.21	0.00
DRY CELL 1.5 VOLT(LOCAL)	EACH	24.55	0.53
HAND STITCHING NEEDLE M.SIZE	PACKET	8.1	-0.99
SEWING MACHINE NEEDLE (SINGER)	EACH	6.36	-0.31
HOUSEHOLD SERVANT FEMALE P/T	P/MNTH	2069.72	-1.51
MARRIAGE HALL WITH FURNITURE	P/HEAD	121.19	-1.65
HEALTH			
SEPTRAN TABLETS	10TAB.	19.44	0.00
BRUFEN TABS 200-MG.	10TAB.	10.14	0.00
PANADOL TAB. EXTRA/PLAIN	10TAB.	12.24	0.00
DISPRIN TAB.	10TAB.	12.78	0.00
TRISIL TAB.	10 TAB	10.62	-0.28
FLAGYL TAB. 200 MG.	10TAB.	10.17	0.00
VENTOLIN TAB. 2MG.	10TAB.	10.02	0.00
DAONIL TAB. 5 MG.	10TAB.	17.13	0.00
ENTOX TAB.	10TAB.	14.45	-0.48
RENITEC TAB. 5 MG.	10TAB.	58.66	-0.02
CAC. 1000 TAB	BOTTLE	123.71	0.00
AMOXIL CAPSOLE 250 MG.S	10CAP.	36.2	0.00
CALCIUM SYRUP SANDOZ	BOTTLE	64.12	0.00
LEDERPLEX SYRUP	BOTTLE	52.15	0.00
SANCOS SYRUP (50 ML.)	BOTTLE	29.75	0.00
PHENERGAN SYRUP 120 ML.	BOTTLE	33.23	0.00
CALPOL SYRUP 60 ML.	BOTTLE	28.11	0.00
HYDRYLLIN SYRUP 120 ML.	BOTTLE	69.05	-0.14
POLYFAX EYE OINTMENT	TUBE	21.37	0.00
BETNESOL EYE DROPS	BOTTLE	33.88	0.00
EAR DROPS (CARDISPORINE) ***	BOTTLE	22.28	0.00
BETNOVATE-N OINTMENT 5 GMS	TUBE	16.29	0.00
BURNOL CREAM 30 GRM	TUBE	55.42	0.00
VICKS VAPORUB/BALM	BOTTLE	36.2	0.00
GLYCRINE SMALL BOTTLE	BOTTLE	25.43	0.00
JOUHAR JOSHANDA	PKT.	9.7	-0.10
GALXOS-D (450 GRMS)	PKT.	153.72	-0.12
GRIPE-WATER WOODWARDS	BOTTLE	57.96	-0.22
SANIPLAST ONE PUTTY	EACH	1.89	-0.53
O.R.S. (NIMCOL)	PKT.	17.4	-0.11
DETTOL (MEDIUM)	BOTTLE	79.2	-8.84
COTTON BANDAGE 2" - 4"	EACH	10.7	0.00
THERMOMETER CHINA	EACH	46.88	-0.53
DOCTOR (MBBS) CLINIC FEE	P/PAT.	210.22	-0.59
URINE TEST (DR) CHARGES	P/TEST	119.94	-0.63
BLOOD TEST (CP) CHARGES	P/TEST	278.81	-0.22
SUGAR TEST (RANDOM/FASTING BOTH) CHARGES	P/TEST	188.88	-0.44
ECG CHARGES	P/TEST	244.33	-0.26

Contd.

### 7.11 Intercity Consumer Price January, 2018

Description	Unit	Value in Rupees	
		Average	% Change
X-RAY (CHEST) CHARGES	P/X-RAY	343.19	-2.46
TRANSPORT			
CAR SUZUKI 800 CC (W/O. A/C)	EACH	692672.41	-0.64
CAR SUZUKI 1000 CC	EACH	1224592.59	-1.69
CAR TOYOTA 1300 CC	EACH	1941906.25	-1.33
CAR HONDA CIVIC	EACH	2437500	-2.36
MOTORCYCLE HONDA CD-70.	EACH	63939.1	0.00
MOTORCYCLE YAMAHA 100CC.	EACH	79709.09	0.00
MOTOR CYCLE HERO 70 CC	EACH	44825.76	0.00
BICYCLE WITH TYRES & TUBES	EACH	7724.14	-0.56
TYRE CAR WITH TUBE GENERAL	EACH	3234.83	-0.38
TYRE MOTOR CYCLE WITHOUT TUBE	EACH	1096.36	-0.27
TYRE CYCLE SPECIFY BRAND NAME	EACH	367.67	0.08
TYRE CAR W/O TUBE	EACH	3059.66	0.15
PETROL SUPER	LITRE	81.53	-4.98
HIGH SPEED DIESEL HSD	LITRE	89.91	-4.40
CNG	K.G.	73.39	-0.10
GAS CYLINDER STAND. SIZE	EACH	1388.75	-3.99
MOTOR CYCLE SERVICE CHARGES	EACH	283.13	-1.32
CAR SERVICE CHARGES	EACH	366.42	-2.92
TYRE PUNCTURE CHARGES	EACH	69.31	-0.36
CYCLE OVERHAULING CHARGES	EACH	312.24	-0.80
CAR TAX FOR 800CC TO 1300CC	YEARLY	1840.8	0.00
TRAIN FARE ECO. 1-100 KM.	P/KM.	0.68	0.00
TRAIN FARE ECO. 101-500 KM.	P/KM.	0.98	0.00
TRAIN FARE ECO. > 500 KM.	P/KM.	0.89	0.00
TRAIN FARE IST SLP. 1-100KM	P/KM.	2.11	0.00
TRAIN FARE IST SLP.101-500 KM	P/KM.	2.59	0.00
TRAIN FARE IST SLP. > 500 KM	P/KM.	1.99	0.00
TRAIN FARE A/C SLP. 1-100KM.	P/KM.	5.76	0.00
TRAIN FARE A/C SLP.101-500KM	P/KM.	4.59	0.00
TRAIN FARE A/C SLP > 500KM.	P/KM.	4.16	0.00
PLATEFORM TICKET	EACH	9.85	0.00
AUTO RICKSHAW FARES	KM/MIN	55.88	0.00
FULL TONGA CHARGES	KM/MIN	65.64	0.00
TAXI 4 SEATER FARE	KM/MIN	84.36	0.00
BUS FARE MIN (WITHIN CITY)	TICKET	10.06	0.00
BUS FARE MAX (WITHIN CIT	TICKET	18.72	0.00
BUS FARE OUTSIDE CITY	P/KM.	0.83	0.00
A/C BUS FARE OUTSIDE CITY	P/KM.	1.53	-12.42
MINIBUS FARE MIN.WITH IN CITY	TICKET	13.55	0.00
MINIBUS FARE MAX.WITH IN CITY	TICKET	19.48	0.00
SUZUKI FARE MIN.WITH IN CITY	TICKET	11.25	0.00
SUZUKI FARE MAXIMUM W.IN CITY	TICKET	19.29	0.00
AIR FARE ECONOMY CLASS.	P/KM.	19.26	0.00
COMMUNICATION			
POSTAL ENVELOPE DOMESTIC	EACH	8	0.00
ENVELOPE FOR SAUDI ARABIA	EACH	50.38	0.00
POSTAL REGISTRATION CHARGES	EACH	37.25	0.00
U.M.S. REG CHARGES MIN.	EACH	59.12	0.00
T.C.S. CH. MIN.WITH IN ZONE	EACH	165	-0.91
TELEPHONE CHARGES LOCAL CALL	P/CALL	3.94	0.00
TEL CHARGES OUT SIDE CITY	P/CALL	3.94	0.00
INTERNET CHARGES	P/HOUR	34.11	-0.35
MOBILE CELL CHARGES	P/UNIT	3.14	0.00
FAX CHARGES (LOCAL)	P/PAGE	19.69	-0.66
TELEPHONE SET AV. QLTY	EACH	914.51	-0.55

Contd.

### 7.11 Intercity Consumer Price January, 2018

Description	Unit	Value in Rupees	
		Average	% Change
MOBILE SET NOKIA/SONY/ERICSON/SAMSUNG WITHOUT CAMERA	EACH	2932.86	-0.26
RECREATION AND CULTURE			
T.V. 20" COLORED WEGA H-A21.	EACH	19111.46	0.00
T.V 20" COLOR CHINA/KORIA)	EACH	11316.67	0.00
V.C.P. PANASONIC/LG/NAT	EACH	5432.61	0.00
DVD/VCD PLAYER PANASONIC/LG	EACH	4182.66	0.00
RADIO WITH C.PLAYER NATIONAL	EACH	2305.28	-2.70
PERSONNEL COMPUTER (BRANDED)	EACH	44574.28	0.22
VID. CASSETTE BLK. TDK/SONY	EACH	144.62	-0.39
COM. C.D. (TDK/IMATION)	EACH	52.72	-1.42
TAPE RECORDER CASSETTE BLANK	EACH	46.75	-0.41
VIDEO GAME SEGA 16 BYTE	EACH	1304.41	0.00
CINEMA A/C. HIGH CLASS	TICKET	138.33	0.00
CINEMA NON-A/C HIGH CLASS	TICKET	75.58	0.00
CABLE CHARGES	PER MONT	298.21	-1.26
TV.LICENCE FEE DOMESTIC	YEARLY	420	0.00
ENGLISH BOOK CLASS V1	EACH	67.63	0.00
ENGLISH BOOK CLASS IX OR X	EACH	92.61	0.00
ENG. BOOK IST.YR COMPLETE SET	EACH	86.78	0.00
ENGLISH BOOK BA/B.SC	EACH	163.25	0.00
URDU BOOK CLASS V (T.B.BORD)	EACH	62.81	0.00
URDU BOOK CLASS IX/X(T.B.B)	EACH	94.55	0.00
URDU BOOK IST.YEAR/INTER	EACH	60	0.00
URDU BOOK BA/B.SC	EACH	144.5	0.00
MATHS BOOK CALSS V (T.B.B)	EACH	91.74	0.00
MATHS BOOK CLASS IX OR X	EACH	209.7	0.00
MATHS BOOK IST.YEAR (T.B.B)	EACH	148.13	0.00
PAKISTAN STUDIES BOOK BA/B.SC	EACH	150.5	0.00
DAILY "DAWN"	P/COPY	19.88	0.00
DAILY "JANG"	P/COPY	12.9	0.00
DAILY "NAWA-E-WAQT"	P/COPY	12.85	0.00
WEEKLY "AKHBAR-E-JAHAN"	P/COPY	57.5	-0.21
WEEKLY "MAG"	P/COPY	47.38	-0.27
MONTHLY "NAUNEHAL DIGEST"	P/COPY	35.38	0.00
PAPER FOOLSCAPE (27"x17")	QUIRE	39.39	-1.35
EXERCISE.BOOK LINED 80/100 PGS	EACH	49.4	-0.83
PENCILGOLDFISH/DEER	EACH	7.18	0.00
PEN INK DOLLOR 57 ML BOTTLE	EACH	22.09	0.00
PHOTOSTATE PAPER 70 GM	PRT	371.15	-1.75
BALL PEN (local)	EACH	7.69	0.39
FOUNTAIN PEN HERO/WINGS/CHINA	EACH	46.82	-1.60
EDUCATION			
PRIVATE SCHOOL FEE ENGLISH MEDIUM AVERAGE STANDARD (CLASS I)	PER MONT	1550.55	0.00
PRIVATE SCHOOL FEE ENGLISH MEDIUM AVERAGE STANDARD (CLASS V)	PER MONT	1738.12	0.00
PRIVATE SCHOOL FEE ENGLISH MEDIUM AVERAGE STANDARD (CLASS VI)	PER MONT	1933.96	0.00
PRIVATE SCHOOL FEE ENGLISH MEDIUM AVERAGE STANDARD (CLASS X)	PER MONT	2250.03	0.00
PRIVATE MEDICL COLLEGE FEE MBBS (IST YEAR)	PER MONT	53077.62	0.00
PRIVATE ENGINEERING COLLEGE FEE (ISTR YEAR)	PER MONT	12740.99	0.00
GOVT. COLLEGE FEE IST. YEAR	MONTH	55.94	0.00
GOVT. COLLEGE FEE 4TH. YEAR	MONTH	69.13	0.00
GOVT. UNIVERSITY FEE MSC.	MONTH	893.76	0.00
GOVT. MED. COLLEGE FEE MBBS	MONTH	1658.24	0.00
GOVT. ENGG. COLL. FEE I YEAR	MONTH	2367.85	0.00
COACHING FEE FOR CLASS IX/X	PER MONT	1385.31	0.00
COACHING CHARGES FOR CLASS IST YEAR/INTER (SCIENCE)	PER MONT	1994.59	0.00
COACHING CHARGES FOR CLASS IST YEAR/INTER (COMMERCE)	PER MONT	1752.26	0.00
I.T. TUITION FEES	PER MONT	2893.29	0.00

Contd.

### 7.11 Intercity Consumer Price January, 2018

Description	Unit	Value in Rupees	
		Average	% Change
MBA TUITION FEES	PER MONT	6119.33	0.00
RESTAURANTS AND HOTELS			
BREAD TANDOORI ST. SIZE	EACH	8.03	-0.62
COOKED MUTTON (AV. HOTEL)	PLATE	176.73	-0.65
COOKED BEEF (AV. HOTEL)	PLATE	104.71	-2.42
COOKED DAL (AV. HOTEL)	PLATE	60.65	-0.15
CHICKEN BIRYANI FULL/DOUBLE	PLATE	148.2	-1.35
TEA PREPARED (ORDINARY)	CUP	21.36	0.56
MISCELLANEOUS GOODS AND SERVICES			
HAIRCUT CHARGES FOR MEN	P/CUT	84.72	-0.74
BEAUTY PORL HAIR STYL CHARGE	P/STY.	310.94	-2.01
SHAVING CHARGES	PER SHV	47.47	-1.05
LIPSTICK S.MISS/MEDORA	EACH	114.88	-0.65
NAIL POLISH S.MISS/MEDORA	EACH	94.13	0.00
PERFUME MED.SIZE MEDORA/BROACH	EACH	171.54	1.46
HAIR-OIL AMLA/CHAMBELI	BOTTLE	123.19	-0.11
TOILET SOAP LUX 95 GRAMS	EACH	40.45	-0.25
TOILET SOAP LIFEBOUY 140 GRM	EACH	46.91	-0.43
TOILET SOAP SAFEGUARD BATH SIZE	EACH	51.29	-0.39
TOOTHPASTE MACKLINES 70 GRM	EACH	50.38	0.00
TOOTHPAST MED SIZE CLGATE 70 GMS	EACH	69.53	0.66
TOOTHBRUSH SHEILD A/PLAQUE	EACH	42.92	0.23
TOOTHPOWDER DENTONIC 90 GRM	EACH	32.69	-0.55
HAIR-COLOUR BEGIN (6 GMS)	EACH	108.75	-1.15
HAIR COLOUR (KALAKOLA)	BOTTLE	128.38	0.00
FACECREAM PONDS (MEDIUM)	EACH	122.75	0.00
TALC POWDER VICE ROAY,B.CAT	EACH	149.77	-0.50
BLADE TREET ORDINARY 10'S	PKT.	36.97	0.00
BLADE 7-O-CLOCK STAIN. 5'S	PKT.	35.45	-0.20
SHAMPOO SUNSILK/PAINTIN 100 ML	BOTTLE	105.5	0.00
BEAUTY CREAM (FAIR & LOVELY)	EACH	149.98	2.08
HAIR REMOVING CREAM (EU-CREAM)	TUBE	69.25	-0.78
GEL MEDIUM SIZE	BOTTLE	107.13	0.35
DISPOSABLE RAZOR GILLET-II	EACH	44.68	-0.56
SHAVING CREAM TOUCH-ME/ADM.	EACH	67.6	-0.80
GOLD TEZABI 24 CT	10 GM.	48045.53	-4.65

Contd.

### 7.11 Intercity Consumer Price January, 2018

Description	Unit	Value in Rupees	
		Average	% Change
SILVER TEZABI 24 CT	10 GM.	727.71	-3.08
ARTIFICIAL JEWELLARY SET	SET	844.04	-0.02
WRIST WATCH GENTS CITIZEN (ORIGINAL) ***	EACH	3905.88	-0.53
WRIST WATCH LADIES CITIZEN (ORIGINAL) ***	EACH	3885.37	-0.53
WALL CLOCK QUARTZ AV.QLTY	EACH	598.45	-0.90
SUITCASE REXIN (24"x16"x6")	EACH	1343.97	-0.14
TRUNK MEDIUM SIZE ***	EACH	1688.07	-0.77
PURSE LADIES (LEATHER) AVERAGE QUALITY	EACH	833.32	-1.03

## 8. PUBLIC FINANCE

### 8.1 Customs Revenue Receipts

(Million Rupees)

S. No.	Description	Annual				
		2012-13	2013-14	2014-15	2015-16	2016-17
1	Meat, fish and their preparations	151.69	253.87	322.60	470.73	762.62
2	Milk, butter, cheese and honey	2235.00	2879.15	5371.62	4577.30	8016.49
3	Fruits, nuts and vegetables	1554.43	2368.46	2830.70	5718.73	7889.02
4	Coffee, nuts and vegetables	3730.56	3713.70	4202.54	6385.82	7350.95
5	Oil-seeds and miscellaneous fruits	146.20	176.67	1117.13	2765.29	4961.77
6	Vegetable plaiting materials	868.55	998.91	828.97	852.59	1002.42
7	Animal and vegetable fats and oil	20247.00	20658.72	21183.29	25910.37	24944.14
8	Sugar and confectionery	291.17	383.73	523.17	818.76	922.40
9	Edible, preparation of cereal & vegetables	3099.12	3991.29	5319.78	6788.91	8131.78
10	Beverages, spirits and vinegars	176.65	179.36	228.65	279.05	345.93
11	Residues on waste from the food industries prepared animal	59.44	141.58	2622.94	4359.11	3098.34
12	Tobacco	144.14	213.57	136.15	164.87	181.10
13	Mineral, fuel, oils and products thereof	20398.80	16760.58	24413.27	37991.81	60920.70
14	Chemicals and chemical products	7327.76	8239.32	10379.73	11883.91	12135.39
15	Pharmaceutical products	1893.71	2111.88	2507.92	3032.98	3734.25
16	Dyes, colours, paints and varnishes	2671.14	3611.13	4077.15	4838.49	5407.91
17	Perfumery, soap and toilet preparations	3778.08	4894.55	6321.37	7740.78	8878.55
18	Albuminodal substances modified stareehes gulesenzymes	215.36	287.14	488.59	626.50	850.27
19	Matches and other explosives	22.61	25.30	18.81	37.11	32.99
20	Photographic and cinematographic goods	1254.43	1583.89	1823.38	2544.33	2484.43
21	Plastic & articles thereof	349.73	11055.67	13198.11	15812.87	17041.90
22	Rubber and articles thereof	8820.77	2395.14	3179.46	6472.21	7999.88
23	Leather articles and footwear	2143.80	2051.86	2459.12	3303.33	4484.34
24	Wood & articles of wood wood charcoal	2010.44	542.99	837.99	1301.24	1662.87
25	Wood, paper and stationery	475.48	6085.09	8503.06	9412.67	10291.25
26	Silk yarn and fabrics	5357.43	139.29	316.29	422.13	333.92
27	Fabrics of wool, flax ramle metal vegetable	136.97	706.41	1039.73	1355.32	1650.64
28	Cotton, Textile fabrics, Paper Yarn	490.74	2065.56	1057.36	2567.15	2076.10
29	Yarn and fabrics of man-made fiber	1422.08	8773.16	11587.37	13433.31	14154.79
30	Carpets & other floor covering	6523.28	285.80	328.81	430.79	442.05
31	Special Woven Fabrics and Variety (58)	274.42	352.95	454.87	552.60	680.96
32	Textile articles including knitted & crocheted goods	1969.33	2627.81	3551.13	5298.75	7337.85
33	Other madeup textile articles, set worm clothing & textile	1093.49	1375.49	1620.10	2501.88	2701.36
34	Glass and earthen-ware	3198.22	4459.56	5938.18	8998.91	9493.64
35	Precious metal, stones, pearls & imitation jewellery	40.01	65.58	90.60	207.56	249.66
36	Iron and steel manufactures	10545.65	9211.16	17154.45	40140.83	44840.32
37	Metals other than gold,silver,iron & steel	1253.23	1866.33	2518.70	4481.37	5437.41
38	Cutlery, tools articles of base metals	1015.61	1324.08	1608.30	2264.13	2565.87
39	Machinery and mechanical appliances	12362.55	13742.20	20289.00	26190.69	35628.20
40	Electric machinery and equipment	10396.39	11325.52	22583.98	21382.12	26093.07
41	Railway and tramway plant and rolling stock	393.05	447.75	1147.92	299.92	910.62
42	Motor and other vehicles	42305.56	36314.43	49408.87	61946.64	78312.99
43	Ships, boats and aircraft's	108.57	79.44	1045.69	3823.94	3315.75
44	Clocks and watches and parts thereof	60.14	66.04	61.53	154.00	170.98
45	Arms and ammunitions	507.58	317.19	336.89	103.86	177.64
46	Toys, games and sports goods	278.43	346.34	488.01	967.27	1415.31
47	Sub-total (1 to 46)	183798.79	191495.64	265523.28	361612.93	441520.82
48	All other articles	66022.29	58234.50	49707.26	56561.39	65628.41
49	Gross Collection (47 to 48)	249821.08	249730.14	315230.54	418174.32	507149.23
50	Refund & Rebates	10362.12	8731.76	9090.69	11993.96	11095.46
51	Net collection (54-55)	239458.96	240998.38	306139.85	406180.36	496053.77
52	Total imports duty	...	233783.87	283865.95	377416.18	454814.09
53	1 % Ware House Charges	...	1182.93	808.69	648.13	551.69
54	Miscellaneous	...	4469.01	5010.68	5613.38	7995.51
55	Export duties	...	475.78	495.05	580.79	639.20
56	25% Export Development Charges	...	6119.22	5921.88	5365.62	5340.73
57	Regularly Duty	...	3699.32	19128.26	28549.96	37771.99

Contd.

## 8.1 Customs Revenue Receipts

(Million Rupees)

S. No.	Description	Monthly			
		Jan,2017	Feb,2017	Mar,2017	Apr,2017
1	Meat, fish and other preparations	116.40	77.22	51.02	26.20
2	Milk, Butter, Cheese and Honey	550.38	871.27	654.55	579.59
3	Fruits, nuts and vegetables	674.33	552.11	686.98	706.04
4	Coffee, nuts and vegetables	680.20	777.47	713.13	583.34
5	Oil-seeds & miscellaneous fruits	500.17	364.91	291.05	535.05
6	Vegetable plaiting Materials	77.05	76.14	100.28	94.46
7	Animal and vegetable fats and oil	2090.31	2020.19	2473.42	2092.73
8	Sugar and confectionery	89.77	73.12	90.41	65.00
9	Edible, preparation of cereals and vegetables	756.11	654.12	679.41	794.91
10	Beverages, spirits and vinegars	22.25	19.90	36.23	43.65
11	Residues an Waste from the food industries, Prepared animal fodder	223.32	403.00	548.52	405.10
12	Tobacco	20.02	5.78	15.98	12.36
13	Minerals, fuel, oils and products thereof	4522.23	4405.10	6104.36	5720.77
14	Chemicals and chemicals products	1063.95	1069.45	1158.32	1187.24
15	Pharmaceutical products	309.55	263.48	336.89	339.59
16	Dyes, colours, paints and varnishes	476.57	435.21	506.65	527.70
17	Perfumery, soap and toilet preparations	760.57	672.65	837.75	814.73
18	Albuminoidal substances modified starches, glues,enzymes	61.97	81.88	96.65	71.83
19	Matches and other explosives	0.60	1.98	1.77	0.35
20	Photographic and cinematographic goods	201.29	194.24	188.79	206.76
21	Plastic and articles thereof	1425.43	1479.70	1637.42	1585.15
22	Rubber and articles thereof	680.28	610.73	674.24	704.38
23	Leather articles and footwear	304.86	382.69	200.46	334.94
24	Wood & articles of wood; wood charcoal	155.40	153.17	159.47	153.76
25	Wood, paper and stationery	851.98	855.92	1028.85	1001.44
26	Silk yarn and fabrics	35.94	44.43	21.27	26.72
27	Fabrics of Wool, flax, ramie metal, vegetable	156.25	148.52	128.45	126.41
28	Cotton, textile, fibre & other paper & veg yarn	196.38	191.67	194.60	256.16
29	Yarn and fabrics of man-made fiber	1294.31	1220.69	948.94	1080.66
30	Carpets & other floor covering	45.16	57.68	47.23	41.13
31	Special Woven Fabrics and Variety	71.19	52.29	37.86	50.91
32	Textile articles including knitted & crocheted goods	608.83	622.17	340.29	596.61
33	Other made up textile articles;set;worn clothing & textile	240.33	200.21	172.10	159.25
34	Glasses and earthen/ware	974.99	894.02	627.32	619.39
35	Precious metals,stones,pearls & imitation jewellery	17.18	23.02	16.51	20.18
36	Iron & steel manufactures thereof	3959.02	3701.14	4315.76	4363.98
37	Metals other than gold, silver, iron & steel	488.83	453.24	518.21	516.13
38	Cutlery, tools articles of base metals	228.52	237.49	172.67	215.26
39	Machinery and mechanical appliances	2909.05	3152.30	3197.21	3367.75
40	Electric machinery and equipment	2921.03	1871.15	2039.90	1926.67
41	Railway and tramway plant and rolling stock	111.57	44.06	96.79	240.48
42	Motor and other vehicles	7043.85	6312.53	7699.13	7816.67
43	Ships, boats and Air crafts	475.19	187.30	295.56	434.81
44	Clocks, watches and parts thereof	16.00	20.68	9.88	11.88
45	Arms and ammunitions	21.95	2.79	1.98	0.69
46	Toys, games and sports goods	161.49	133.2	88.3	132.98
47	Sub total (1 to 46)	38592.05	36072.01	40242.56	40591.79
48	All other articles	1421.71	-358.17	9777.06	3630.48
49	Total Import Duty	35645.56	31539.23	45686.92	39785.50
50	Warehouse Charges	43.89	49.60	48.81	63.54
51	Regularity Duty	3270.29	3101.91	3046.15	3116.25
52	Miscellaneous	586.01	552.16	677.16	778.20
53	0.25 % Export Development Charges	408.63	434.33	483.36	434.57
54	Export Duties	59.66	36.62	77.36	44.17
55	Gross	40014.04	35713.85	50019.58	44222.23
56	Refund	58.92	7.99	35.01	42.73
57	Rebate	884.91	1079.70	1184.91	981.80
58	Refund & Rebate	943.83	1087.69	1219.92	1024.53
59	Net	39070.21	34626.16	48799.66	43197.70

Contd.

## 8.1 Customs Revenue Receipts

(Million Rupees)

S. No.	Description	Monthly			
		May, 2017	Jun,2017	Jul,2017	Aug,2017
1	Meat, fish and other preparations	22.65	27.02	41.65	56.67
2	Milk, Butter, Cheese and Honey	1045.10	787.01	639.59	616.48
3	Fruits, nuts and vegetables	621.81	611.44	769.17	1065.21
4	Coffee, nuts and vegetables	544.77	465.85	637.79	733.44
5	Oil-seeds & miscellaneous fruits	491.74	594.55	425.21	596.96
6	Vegetable plaiting Materials	83.99	100.82	167.41	179.40
7	Animal and vegetable fats and oil	2707.50	2116.18	2675.29	2546.50
8	Sugar and confectionery	80.65	75.44	82.33	96.92
9	Edible, preparation of cereals and vegetables	660.29	744.10	996.31	872.60
10	Beverages, spirits and vinegars	37.33	55.12	43.91	44.47
11	Residues an Waste from the food industries, Prepared animal fodder	156.19	180.11	70.71	492.39
12	Tobacco	13.28	5.41	3.96	10.36
13	Minerals, fuel, oils and products thereof	6413.90	6902.76	2530.73	4029.83
14	Chemicals and chemicals products	1017.90	997.43	1095.64	1107.99
15	Pharmaceutical products	349.02	303.26	333.38	327.05
16	Dyes, colours, paints and varnishes	498.77	480.62	486.46	481.13
17	Perfumery, soap and toilet preparations	843.55	686.48	907.42	928.39
18	Albuminoidal substances modified starches, glues,enzymes	87.78	61.42	70.22	75.67
19	Matches and other explosives	0.09	13.54	2.61	4.51
20	Photographic and cinematographic goods	209.89	228.45	237.96	283.88
21	Plastic and articles thereof	1535.10	1561.21	1604.93	1601.15
22	Rubber and articles thereof	667.06	665.87	746.62	823.74
23	Leather articles and footwear	580.90	439.09	404.63	623.67
24	Wood & articles of wood; wood charcoal	147.37	118.81	149.56	133.29
25	Wood, paper and stationery	834.69	895.25	1091.49	949.47
26	Silk yarn and fabrics	27.36	24.24	12.12	19.18
27	Fabrics of Wool, flax, ramle metal, vegetable	139.43	152.08	163.21	134.70
28	Cotton, textile, fibre & other paper & veg yarn	194.41	118.32	98.60	78.70
29	Yarn and fabrics of man-made fiber	1172.99	1140.60	1101.43	1271.55
30	Carpets & other floor covering	39.80	30.76	29.53	33.03
31	Special Woven Fabrics and Variety	53.39	58.59	51.29	72.06
32	Textile articles including knitted & crocheted goods	716.88	665.38	481.5	685.77
33	Other made up textile articles;set;worn colothing & textile	165.09	207.77	237.71	204.24
34	Glasses and earthen/ware	838.91	772.87	1205.65	1274.38
35	Precious metals,stones,pearls & imitation jewellery	30.32	36.21	29.88	37.79
36	Iron & steel manufactures thereof	4737.62	3784.62	4687.55	4764.52
37	Metals other than gold, silver, iron & steel	469.71	423.17	533.01	505.36
38	Cutlery, tools articles of base metals	263.72	260.76	259.98	265.33
39	Machinery and mechanical appliances	3135.63	3256.57	3092.09	2777.86
40	Electric machinery and equipment	1988.39	1801.20	2483.02	2320.86
41	Railway and tramway plant and rolling stock	20.13	174.29	185.15	56.07
42	Motor and other vehicles	8667.45	7609.86	7492.36	9265.24
43	Ships, boats and Air crafts	342.58	572.53	130.48	118.45
44	Clocks, watches and parts thereof	26.32	15.04	16.59	21.21
45	Arms and ammunitions	4.63	115.32	1.26	0.72
46	Toys, games and sports goods	170.7	156.61	219.71	198.73
47	Sub total (1 to 46)	42856.78	40494.03	38727.10	42786.92
48	All other articles	5579.14	21363.61	2740.79	3381.55
49	Total Import Duty	43492.53	56343.36	36609.37	40711.62
50	Warehouse Charges	59.60	39.71	54.16	51.27
51	Regularity Duty	3583.01	3271.47	37762.55	4314.50
52	Miscellienous	816.24	1537.21	598.37	507.75
53	0.25 % Export Development Charges	426.76	498.23	415.12	441.32
54	Export Duties	57.66	167.50	28.28	141.98
55	Gross	48435.80	61857.48	41467.85	46168.44
56	Refund	49.25	-2.42	77.11	44.81
57	Rebate	792.19	5.31	1499.94	1748.63
58	Refund & Rebate	841.44	2.89	1577.05	1793.44
59	Net	47594.36	61854.59	39890.80	44375.00

Contd.



## 8.1 Customs Revenue Receipts

(Million Rupees)

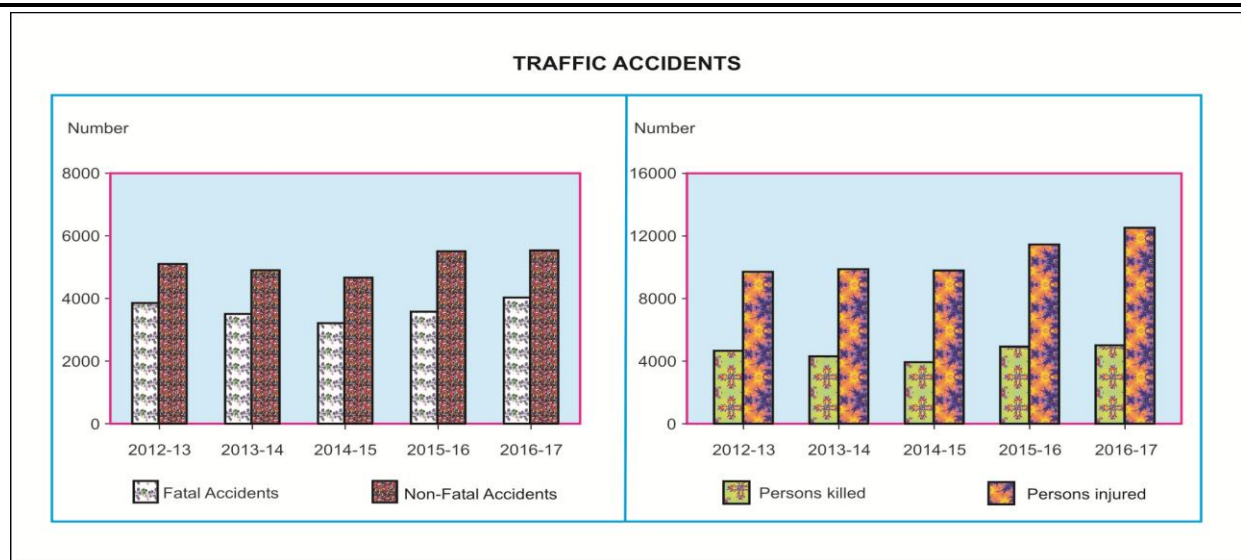
S. No.	Description	Monthly				
		Sep,2017	Oct,2017	Nov,2017	Dec,2017	Jan, 2018
1	Meat, fish and other preparations	70.15	109.76	182.30	187.78	50.67
2	Milk, Butter, Cheese and Honey	592.18	687.45	768.57	570.99	903.66
3	Fruits, nuts and vegetables	1001.66	1389.46	1653.10	1090.25	424.01
4	Coffee, nuts and vegetables	583.98	674.77	679.68	798.14	851.62
5	Oil-seeds & miscellaneous fruits	486.53	709.39	615.98	655.85	591.95
6	Vegetable plaiting Materials	155.55	196.59	254.13	260.01	271.32
7	Animal and vegetable fats and oil	2182.88	2327.23	2473.57	2247.33	2245.40
8	Sugar and confectionery	82.47	88.51	73.89	77.01	94.65
9	Edible, preparation of cereals and vegetables	698.82	960.59	978.40	894.48	1074.46
10	Beverages, spirits and vinegars	35.08	32.36	15.03	54.88	44.22
11	Residues an Waste from the food industries, Prepared animal	109.41	82.97	78.88	156.27	104.22
12	Tobacco	7.50	10.23	56.63	22.20	47.35
13	Minerals, fuel, oils and products thereof	5356.78	6037.20	5953.73	6347.55	5547.45
14	Chemicals and chemicals products	1077.79	1075.33	1245.13	1180.75	1253.69
15	Pharmaceutical products	313.07	370.99	425.23	398.65	346.41
16	Dyes, colours, paints and varnishes	451.71	485.12	449.97	517.24	526.92
17	Perfumery, soap and toilet preparations	753.89	883.85	1258.45	1296.46	1320.62
18	Albuminoidal substances modified starches, glues,enzymes	68.37	85.80	95.03	105.15	139.30
19	Matches and other explosives	0.98	1.58	1.27	2.79	1.92
20	Photographic and cinematographic goods	195.06	224.24	228.57	221.05	283.09
21	Plastic and articles thereof	1524.90	1690.88	1602.73	1665.42	2105.79
22	Rubber and articles thereof	744.36	922.08	1301.71	1176.30	1204.85
23	Leather articles and footwear	556.12	489.26	759.04	416.19	661.59
24	Wood & articles of wood; wood charcoal	122.26	126.22	135.75	147.59	186.38
25	Wood, paper and stationery	936.80	866.33	953.62	978.69	1038.80
26	Silk yarn and fabrics	22.56	11.83	15.98	11.68	20.37
27	Fabrics of Wool, flax, ramle metal, vegetable	138.10	138.65	177.13	172.00	194.04
28	Cotton, textile, fibre & other paper & veg yarn	125.61	163.90	139.41	149.96	170.97
29	Yarn and fabrics of man-made fiber	844.13	1120.34	1044.17	1138.56	1255.32
30	Carpets & other floor covering	31.16	32.23	36.44	47.33	45.93
31	Special Woven Fabrics and Variety	57.17	57.96	74.00	76.95	91.94
32	Textile articles including knitted & crocheted goods	666.19	761.83	878.06	875.31	849.28
33	Other made up textile articles;set,worn colothing & textile	176.58	207.80	282.99	296.13	324.59
34	Glasses and earthen/ware	1023.74	983.27	1361.14	1313.33	1526.07
35	Precious metals,stones,pearls & imitation jewellery	23.57	29.06	40.70	46.69	50.95
36	Iron & steel manufactures thereof	3896.93	4359.86	3718.88	4178.12	4838.92
37	Metals other than gold, silver, iron & steel	313.47	419.92	451.26	594.21	525.98
38	Cutlery, tools articles of base metals	248.81	275.15	271.33	269.78	287.52
39	Machinery and mechanical appliances	2343.14	2986.95	2695.47	2885.05	3789.02
40	Electric machinery and equipment	2197.12	2587.56	2207.07	2738.02	2856.49
41	Railway and tramway plant and rolling stock	20.40	10.94	24.86	8.26	25.57
42	Motor and other vehicles	7748.15	8725.70	8337.13	7357.92	6475.24
43	Ships, boats and Air crafts	166.39	303.70	244.83	307.96	537.69
44	Clocks, watches and parts thereof	14.05	23.28	20.11	29.52	10.96
45	Arms and ammunitions	3.79	2.67	14.06	0.83	5.88
46	Toys, games and sports goods	163.67	185.25	239.18	224.57	290.95
47	Sub total (1 to 46)	38333.03	43916.04	44514.59	44191.20	45494.02
48	All other articles	6802.27	3989.41	5256.94	14303.30	4412.13
49	Total Import Duty	39972.62	41335.33	42005.30	49944.76	42256.58
50	Warehouse Charges	38.65	49.82	45.19	59.52	58.76
51	Regularity Duty	4058.24	5146.07	6449.21	5838.39	6088.49
52	Miscellienous	550.99	864.16	726.12	2138.08	905.12
53	0.25 % Export Development Charges	466.25	476.40	492.44	467.49	502.13
54	Export Duties	53.89	33.71	52.72	46.33	95.05
55	Gross	45140.64	47905.49	49770.98	58494.57	49906.13
56	Refund	19.68	38.87	43.27	15.4	45.10
57	Rebate	514.18	1406.90	1128.39	889.43	1655.21
58	Refund & Rebate	533.86	1445.77	1171.66	904.83	1700.31
59	Net	44606.78	46459.72	48599.32	57589.74	48205.82

Source: Federal Board of Revenue, Islamabad.

## 9. SOCIAL

### 9.1 Data on Traffic Accidents

Year/Month	Total Number of Accidents	Accident		Persons		Total Number of Vehicles Involved
		Fatal	Non - Fatal	Killed	Injured	
<b>PAKISTAN</b>						
2012-13	8988	3884	5104	4719	9710	9876
2013-14	8359	3500	4859	4348	9777	9423
2014-15	7865	3214	4651	3954	9661	8949
2015-16	9100	3591	5509	4448	11544	10636
2016-17	9582	4036	5546	5047	12696	11317
2016 Dec	676	265	411	384	880	781
2017 Jan	735	341	394	444	1006	846
Feb	731	330	401	423	983	883
Mar	812	360	452	437	1023	921
Apr	864	356	508	438	1125	1050
May	904	382	522	452	1157	1070
Jun	902	365	537	447	1243	1122
Jul	859	374	485	448	1155	1019
Aug	904	399	505	470	1059	1063
Sep	995	432	563	535	1348	1197
Oct	1022	440	582	515	1352	1224
Nov	930	397	533	510	1294	1092
Dec	931	423	508	544	1182	1088



Note: Data from July, 2012 onward includes ICTs.

\* Included Islamabad

Contd.

## 9.1 Data on Traffic Accidents

Year/Month	Total Number of Accidents	Accident		Persons		Total Number of Vehicles Involved
		Fatal	Non - Fatal	Killed	Injured	
<b>ISLAMABAD</b>						
2012-13	201	107	94	109	180	212
2013-14	256	120	136	132	206	256
2014-15	216	107	109	118	182	217
2015-16	244	120	124	140	209	244
2016-17	226	127	99	129	124	216
2016 Dec	14	8	6	9	19	14
2017 Jan	13	6	7	8	15	13
Feb	14	8	6	8	4	14
Mar	28	12	16	12	9	28
Apr	16	12	4	13	6	16
May	20	11	9	12	9	20
Jun	22	12	10	12	9	22
Jul	17	10	7	10	10	17
Aug	15	11	4	11	6	15
Sep	30	19	11	20	17	30
Oct	14	8	6	8	4	14
Nov	21	12	9	12	10	21
Dec	26	15	11	15	9	26
<b>PUNJAB</b>						
2012-13	4587	2213	2374	2692	4515	4587
2013-14	3696	1717	1979	2145	3941	3696
2014-15	3054	1435	1619	1750	3652	3054
2015-16	3288	1576	1712	2053	4550	3288
2016-17	3819	1989	1830	2494	5231	3819
2016 Dec	260	125	135	160	383	260
2017 Jan	372	209	163	273	454	372
Feb	309	176	133	211	349	309
Mar	396	213	183	266	529	396
Apr	388	199	189	237	528	388
May	378	202	176	250	481	378
Jun	344	167	177	209	479	344
Jul	363	198	165	246	484	363
Aug	410	225	185	271	464	410
Sep	452	243	209	314	688	452
Oct	481	250	231	298	598	481
Nov	426	223	203	297	636	426
Dec	418	241	177	302	560	418
<b>SINDH</b>						
2012-13	935	582	353	696	637	960
2013-14	945	613	332	791	893	1103
2014-15	881	583	298	771	863	1029
2015-16	924	634	290	749	754	1144
2016-17	880	608	272	786	970	1009
2016 Dec	76	53	23	66	87	86
2017 Jan	60	36	24	43	59	68
Feb	70	51	19	82	172	84
Mar	61	40	21	53	64	71
Apr	62	44	18	51	49	76
May	68	47	21	55	48	75
Jun	67	43	24	56	51	83
Jul	65	46	19	49	31	71
Aug	66	48	18	63	73	74
Sep	77	47	30	68	57	103
Oct	84	60	24	69	97	94
Nov	64	48	16	74	53	75
Dec	77	50	27	87	117	85

Contd.

## 9.1 Data on Traffic Accidents

Year/Month	Total Number of Accidents	Accident		Persons		Total Number of Vehicles Involved
		Fatal	Non - Fatal	Killed	Injured	
<b>KHYBER P.K.</b>						
2012-13	2968	846	2122	1059	4016	3736
2013-14	3120	877	2243	1033	4257	3934
2014-15	3399	942	2457	1137	4524	4260
2015-16	4287	1083	3204	1299	5527	5490
2016-17	4256	1103	3153	1317	5804	5736
2016 Dec	303	73	230	94	384	390
2017 Jan	270	75	195	100	454	364
Feb	315	80	235	94	416	445
Mar	299	83	216	88	340	387
Apr	364	89	275	124	493	526
May	392	106	286	118	562	537
Jun	420	117	303	140	628	607
Jul	364	94	270	119	572	502
Aug	378	94	284	99	481	512
Sep	393	100	293	103	533	548
Oct	396	101	295	117	602	567
Nov	371	94	277	106	539	503
Dec	376	101	275	117	454	509
<b>BALUCHISTAN</b>						
2012-13	297	136	161	163	362	381
2013-14	342	173	169	247	480	434
2014-15	315	147	168	178	440	389
2015-16	357	178	179	207	504	470
2016-17	401	209	192	321	567	537
2016 Dec	23	6	17	55	7	31
2017 Jan	20	15	5	20	24	29
Feb	23	15	8	28	42	31
Mar	28	12	16	18	81	39
Apr	34	12	22	13	49	44
May	46	16	30	17	57	60
Jun	49	26	23	30	76	66
Jul	50	26	24	24	58	66
Aug	35	21	14	26	35	52
Sep	43	23	20	30	53	64
Oct	47	21	26	23	51	68
Nov	48	20	28	21	56	67
Dec	34	16	18	23	42	50

Source: Provincial Police Departments &amp; ICT Police.

## 9.2 Data on Telecommunication 2017

Months	Distribution of Cellular Mobile Subscribers					
	Total	Moblink	CM Pak	Ufone	Telenor	Warid
Jan	137095352	51534764	27496157	18478378	39586053	-
Feb	137791721	51876119	27706481	18456580	39752541	-
Mar	139108964	52467361	28008535	18470351	40162717	-
Apr	139615595	52715972	27924625	18545001	40429997	-
May	140516259	52887845	28214245	18509224	40904945	-
Jun	139758116	52470638	28084677	18397981	40804820	-
Jul	139781754	52325198	28423969	18361997	40670590	-
Aug	139969500	52719374	28475681	18333129	40441316	-
Sep	140759071	52617231	28916205	18489816	40735819	-
Oct	142404318	53420853	29464429	18639721	40879315	-
Nov	143338331	53494998	29852520	18816214	41174599	-
Dec	144525637	53625876	30202932	18973384	41723445	-

---

Source : Pakistan Telecommunication Authority, Islamabad.

## 9.3 Visitors at Archaeological Museum in Pakistan

Area/ attraction	September, 2017		October, 2017		November, 2017	
	Foreigner	National	Foreigner	National	Foreigner	National
PAKISTAN	1196	191024	1869	222581	1365	188495
ISLAMABAD	369	88701	717	125170	540	90196
Pakistan Museum of Natural History	28	10637	57	18163	21	12237
Lok Virsa Heritage Museum	143	25242	320	45269	222	36310
Pakistan Monument Museum	184	52092	304	61088	250	40649
Pakistan Railway Heritage Museum	14	730	36	650	47	1000
PUNJAB	624	85317	874	80513	564	84450
Lahore Museum Lahore	231	17309	342	24148	234	20614
Allama Iqbal Library & Museum, Sialkot.	3	850	3	885	10	11000
Museum, Taxila, Rawalpindi	217	10375	246	9307	183	6895
Museum, Harappa, Sahiwal.	19	11237	8	7215	15	7364
Allama Iqbal Museum, Javaid Manzil, Lahore	4	490	-	450	-	635
PMDC Khewara Mines Museum, Chakwal	150	45056	275	38508	122	37942
SINDH	180	13215	243	12788	223	10716
National Museum of Pakistan, Karachi	5	3628	38	4391	53	3193
Sindh Provincial Museum, Hyderabad.	3	2530	6	2130	2	2032
Museum, Banbhore, Thatta.	-	800	10	350	10	445
Museum, Moenjodaro, Larkana.	29	1813	51	1890	27	2335
Museum Umerkot, Tharparkar.	-	2549	-	2238	-	1721
Quid-e-Azam Birth Place, Karachi.	1	114	-	89	-	100
Quid-e-Azam House Museum, Karachi.	142	1781	138	1700	131	890
KHYBER PAKHTUNKHWA	23	3656	35	3977	38	3003
Peshawar Museum, Peshawar.	12	2390	16	2817	17	1749
Museum Saidu Sharif, Swat.	9	782	18	820	21	754
Dir Museum, Chakdara	2	484	1	340	-	500
BALUCHISTAN	-	135	-	133	-	130
Museum Balochistan, Quetta.	-	135	-	133	-	130

Source:-Department of Archaeology and Museum,  
Government of Pakistan & Provincial Government

## 9.4 Visitors at Heritage Site in Pakistan

Area/ attraction	September, 2017		October, 2017		November, 2017	
	Foreigner	National	Foreigner	National	Foreigner	National
PAKISTAN	552	287476	567	292781	650	338260
PUNJAB	446	260444	443	272798	467	312914
Jahangir's Tomb, Lahore	10	8500	66	7957	69	6412
Shalimar Garden, Lahore	23	12605	23	12580	38	10540
Royal Fort (Shahi Qila), Lahore	162	201727	88	218239	139	269173
Hiran Minar & Tank, Sheikhpura	15	16000	12	17500	23	12530
Harappa, Sahiwal	19	11237	8	7215	15	7364
Taxila, Rawalpindi	217	10375	246	9307	183	6895
SINDH	51	6762	69	5578	40	5811
Banbhore , Thatta.	-	800	10	350	10	445
Makli Hill Monument, Thatta	22	1600	8	1100	3	1310
Moenjodaro, Larkana.	29	1813	51	1890	27	2335
Umerkot Fort, Tharparkar.	-	2549	-	2238	-	1721
KHYBER PAKHTUNKHWA.	55	20270	55	14405	143	19535
Remains of Takht-i-Bhai, Mardan	11	20040	6	14000	100	19000
Butkara Site Museum, Saidu Sharif, Swat	4	30	4	5	3	35
Julian Site, Haripur	40	200	45	400	40	500
BALUCHISTAN						

Source: Department of Archaeology and Museum.  
Government of Pakistan & Provincial Government.

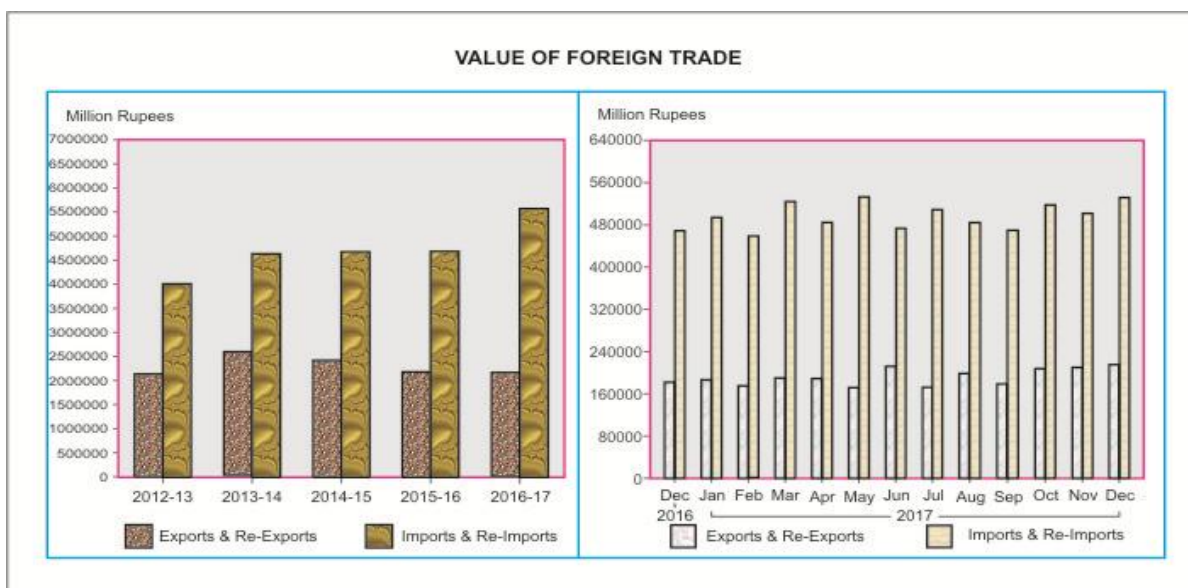
## 10. TRADE

### 10.1 Value of Foreign Trade

(Million Rupees)

Year / Month	Exports	Re-Exports	Imports	Re-Imports	Balance of Trade
2012-13	2,366,477.8	9,946.3	4,349,879.5	--	-1,973,455.4
2013-14	2,583,463.2	16,369.1	4,630,520.8	1,855.7	-2,032,544.2
2014-15	2,397,513.0	20,191.2	4,644,151.6	20,961.9	-2,247,409.3
2015-16	2,166,846.4	18,574.8	4,658,748.9	20,748.0	-2,494,075.7
2016-17 *	2,138,185.6	30,564.7	5,539,720.6	22,200.3	-3,393,170.6
2016 Dec	180,320.7	1,593.3	467,036.0	1,898.0	-287,020.0
2017 Jan	185,875.9	710.4	491,952.8	1,952.9	-307,319.4
Feb	171,029.4	4,261.1	457,799.8	1,947.4	-284,456.7
Mar	187,921.8	1,585.1	521,302.4	2,324.6	-334,120.1
Apr	188,385.9	196.8	519,814.4	1,733.8	-332,965.5
May	169,710.7	1,769.3	530,620.3	1,835.1	-360,975.4
Jun	199,730.1	12,411.4	472,727.4	1,565.8	-262,151.7
Jul	171,501.3	2,620.1	506,936.3	2,065.0	-334,879.9
Aug	195,912.9	3,286.3	518,438.4	2,154.9	-321,394.1
Sep	175,714.9	1,569.4	467,454.3	2,121.2	-292,291.2
Oct	198,177.3	7,933.6	515,086.1	2,584.8	-311,560.0
Nov	207,301.0	2939.1	501,304.9	2232.0	-293,296.8
Dec *	214,351.8	2985.4	530,144.4	2162.7	-314,969.9

\* : Provisional



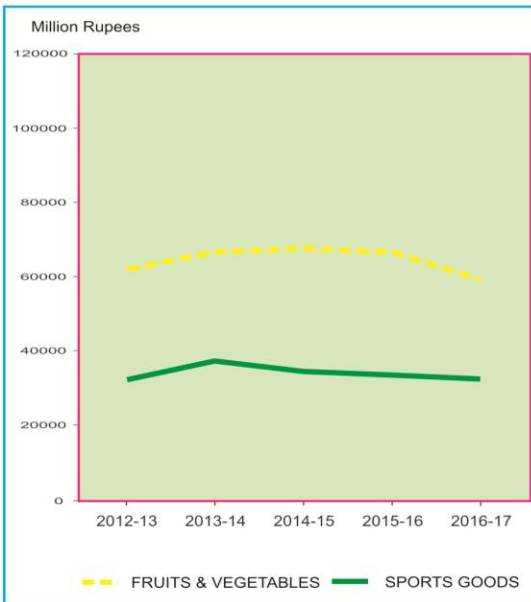
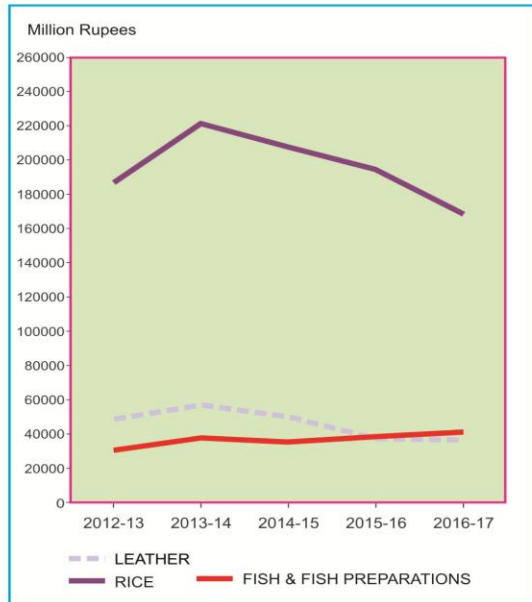
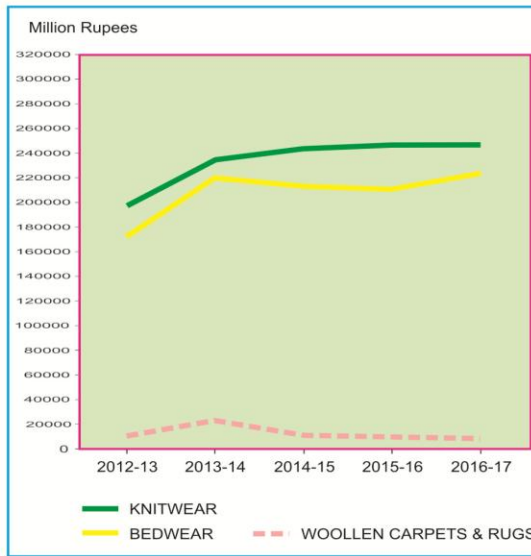
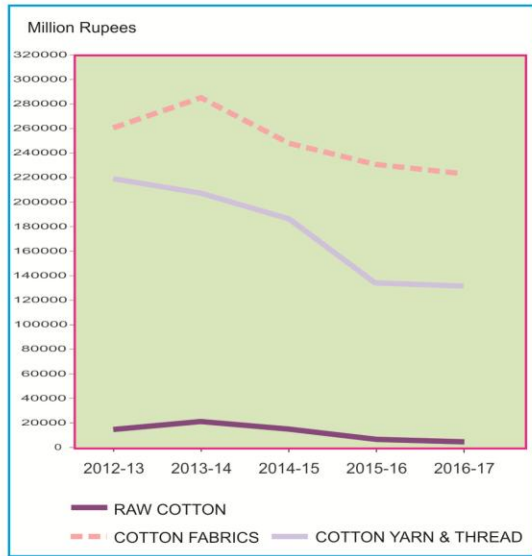


## 10.2 Exports by Commodity/Group

(Million Rupees)

Year/ Month	Raw Cotton	Cotton Fabrics	Cotton Yarn and Thread	Knitwear	Bedwear	Woollen Carpets & Rugs	Leather	Rice	Fish & Fish Prepara- tions	Fruits & Vege- tables	Sports goods
2012-13	14888.1	260237.5	219017.0	197434.3	172724.2	11484.6	48455.7	186623.1	30759.1	62126.8	32375.2
2013-14	21352.5	285130.2	207199.9	235564.7	219961.7	12616.2	56496.4	222906.7	37917.6	66703.9	37259.6
2014-15	14932.7	248430.9	188615.4	243718.7	213017.9	11772.5	49582.8	206266.3	35429.4	67864.3	34293.6
2015-16	7948.1	230757.3	134027.9	246267.3	210543.5	9896.6	37802.9	194249.6	33918.4	66839.6	33861.6
2016-17 *	4559.0	223675.4	131813.2	247242.0	223811.6	8053.9	36182.8	168244.0	41213.9	59241.8	32285.1
2016 Dec	248.4	17,668.4	11,266.0	20,639.8	17,809.9	746.0	2,697.8	16,284.3	2,873.6	6,539.9	3,052.6
2017 Jan	111.5	21,217.6	9,925.2	20,472.6	18,593.8	518.4	2,583.4	17,166.6	2,849.5	8,756.4	2,467.2
Feb	346.1	16,340.2	9,863.0	18,539.4	18,582.6	747.5	2,792.3	16,381.3	3,051.0	6,201.1	2,643.1
Mar	90.6	19,762.1	10,211.9	19,301.1	18,907.7	542.7	3,251.4	14,404.9	3,772.7	4,108.8	2,817.9
Apr	182.9	19,917.8	10,580.6	19,500.8	18,538.9	589.1	3,176.4	18,410.9	4,259.3	5,286.7	2,920.4
May	53.2	16,445.2	9,653.0	19,478.0	16,367.4	482.5	3,377.9	12,239.1	5,028.7	4,481.2	2,466.9
Jun	20.2	18,331.9	11,469.7	26,711.7	22,046.8	702.5	3,206.6	15,036.1	3,057.3	3,509.5	2,952.5
Jul	104.1	16,880.9	11,502.2	20,431.5	18,011.7	571.9	2,474.6	11,374.7	1,347.0	3,143.6	2,452.0
Aug	811.7	19,911.0	10,684.4	25,844.9	22,501.5	653.9	3,011.0	12,234.2	2,399.5	4,269.0	3,045.9
Sep	2,204.1	18,897.5	11,655.3	21,862.5	19,242.4	736.9	2,424.8	10,143.1	4,229.7	2,675.1	2,403.1
Oct	1,363.4	19,641.4	12,798.8	23,723.5	19,812.4	661.0	2,946.7	14,492.5	4,892.3	3,713.2	2,675.8
Nov	804.4	18,201.5	11,756.7	23,840.3	20,239.9	840.7	3,087.0	20,315.7	4,660.2	3,951.3	2,661.2
Dec *	337.3	19,458.4	11,724.8	25,685.4	19,243.0	717.9	2,970.3	21,615.8	3,720.1	8,190.4	2,848.2

EXPORTS BY COMMODITY/GROUP

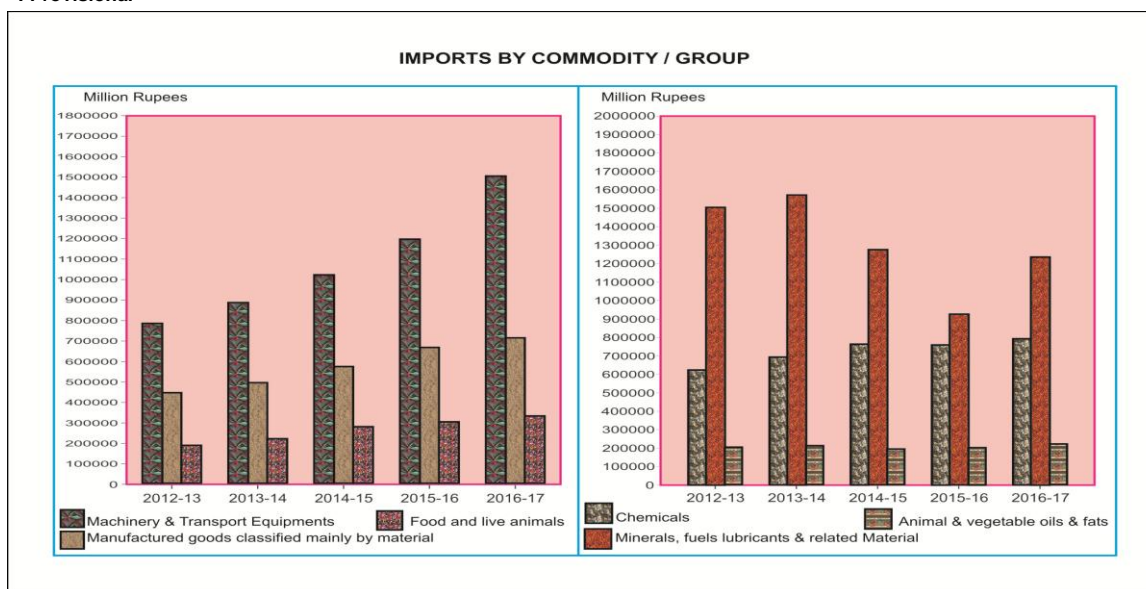


## 10.3 Imports by Commodity/Group

(Million Rupees)

Year/Month	Machinery and Transport equipment	Manufactured goods classified mainly by material	Food and Live animals	Chemicals	Mineral Fuels, Lubricants and related materials	Animal or Vegetable oils & fats
2012-13	783,966.3	444,919.9	190,555.4	621,466.0	1,504,034.0	205,311.0
2013-14	886,479.3	496,850.9	221,052.9	691,397.7	1,570,968.0	213,427.6
2014-15	1,019,546.8	571,607.2	280,008.3	761,241.6	1,274,835.8	193,222.0
2015-16	1,197,306.7	661,908.8	305,420.7	755,705.4	927,237.0	201,551.1
2016-17	1,571,759.2	718,013.5	332,265.7	796,180.6	1,237,043.7	221,074.1
2016 Dec	132,700.2	61,183.8	26,680.4	67,315.2	105,297.8	18,966.9
2017 Jan	158,841.0	63,992.7	32,780.0	65,342.3	91,327.0	18,859.0
Feb	124,630.5	60,038.8	32,096.6	66,453.9	96,475.9	18,577.5
Mar	137,378.9	64,258.8	33,640.3	73,332.2	122,351.7	23,117.7
Apr	144,582.6	64,172.4	30,849.4	72,738.2	117,985.7	19,241.1
May	141,746.4	66,156.3	23,220.2	72,448.7	130,816.1	24,476.3
Jun	127,384.1	60,337.0	19,894.4	68,872.0	116,083.9	18,228.8
Jul	143,689.9	69,056.9	23,109.1	76,835.6	108,458.8	23,748.1
Aug	133,303.6	69,773.2	29,671.5	72,834.1	125,171.1	21,928.6
Sep	114,773.6	57,402.9	23,286.8	71,947.4	128,397.8	18,349.8
Oct	127,826.0	60,174.7	24,315.0	77,093.1	143,437.9	20,265.5
Nov	127,151.2	60,723.1	22,662.3	78,540.0	131,896.4	21,341.7
Dec *	144,109.7	67,777.7	25,351.3	76,793.5	133,722.8	19,877.3

\* : Provisional



## 10.4 Exports by Selected Commodities in Dollars

(In Thousand Dollar)

Groups/commodities	Unit	December, 2017		Cuml, From July, 2017		December, 2016		Cuml, From July, 2016	
		Quantity	Value	Quantity	Value	Quantity	Value	Quantity	Value
<b>GRAND TOTAL</b>			<b>1972005</b>		<b>10976357</b>		<b>1721854</b>		<b>9894906</b>
<b>A.PRIMARY COMMODITIES</b>			<b>367211</b>		<b>1639578</b>		<b>312094</b>		<b>1485847</b>
01.RICE	MT	470322	198862	1788793	849634	384155	155496	1660011	712832
(I) RICE BASMATI	MT	36651	36708	191534	203721	39717	33796	190348	177090
(II) RICE OTHER VARIETIES	MT	433671	162155	1597259	645913	344438	121700	1469663	535742
02.FISH AND FISH PREPARATIONS	KG	17385501	34225	83589506	200621	10718130	27440	66882534	183446
03.FRUIT & VEGETABLES INCL.JUICES	KG	193817180	77206	489935638	253928	141985109	63968	509278568	266465
(I) FRUITS	KG	120556053	57260	270362423	180146	103159266	50049	295522536	198143
(II) VEGETABLES	KG	71418483	18091	207937407	63712	37896043	12399	207198832	58871
(III) FRUIT & VEGETABLE JUICES	KG	1842644	1855	11635808	10070	929800	1520	6557200	9452
04.WHEAT	MT			173		45			
05.WHEAT FLOUR	MT	1652	491	164985	45171	95990	26016	431071	123400
06.SPICES(INCL. CHILLIES)	KG	2001043	7578	10349746	36492	1971173	7168	10485866	37478
07.OIL SEEDS, NUTS AND KERNALS	KG	3106777	4085	18680239	22005	2688390	3258	14874483	20243
08.LEGUMINOUS VEGETABLE	KG					606000	528	606000	528
09.FLOWERS	KG	16224	65	173496	397	78239	270	268901	714
10.RAW HIDES AND SKINS	KG	2200	26	6440	76			805	13
11.RAW WOOL AND ANIMAL HAIR	KG	159175	263	1184008	1808	143155	277	1296422	2386
(I) RAW WOOL	KG	16893	41	154285	380	49700	116	302555	662
(II) ANIMAL HAIR	KG	142282	222	1029723	1428	93455	161	993867	1725
12.CRUDE ANIMAL MATERIAL	KG	1296197	2606	9223557	12694	1095977	1514	7007132	9046
13.CRUDE FERTILIZER	MT	1214	197	4554	657	1141	153	7164	1065
14.MOLASSES	KG	4761340	581	73744570	9708	16860	2	13396912	1639
15.RAW COTTON	MT	1915	3103	32232	53304	1367	2372	20913	35886
16.COTTON WASTE	MT	3323	4065	27022	31781	3068	3246	19165	21438
17.PETROLEUM CRUDE	MT	48843	22436	184163	75206	45241	16397	107781	38048
18.MARBLES AND STONES	MT	49197	4957	350590	25443	26813	3734	197194	27228
19.TOBACCO	KG	1884955	6465	5713937	20612	51497	253	991093	3991
(I) UN-MANUFACTURED	KG	1848518	6283	5469878	19534	5615	19	782376	2930
(II) MANUFACTURED EXCL.CIGARET	KG	36437	181	244059	1078	45882	234	208717	1061
20.COKE	MT								
<b>B.TEXTILES MANUFACTURES</b>			<b>1098334</b>		<b>6408281</b>		<b>1003056</b>		<b>5977209</b>
01.COTTON YARN	KG	43353219	107831	257862546	661513	38614134	107335	230915192	657188
02.COTTON CLOTH	SQM	187370814	179014	1047437022	1066849	138088403	168712	1006132271	1066977
03.ARTICLES OF APPAREL & CLOTHI ACCESSORIES (EXCL. KNITWEARS)	DOZ	3562722	229877	18868581	1249416	3123015	211631	16588710	1100087
04.ART SILK AND SYNTHETIC TEXTILS	SQM	20725246	23962	150744756	148040	2497687	3566	65147262	83472
05.COTTON THREAD	KG	7797	35	154647	664	61176	242	3084575	12723
06.TEXTILE FABRICS WOVEN(OTHER THAN COTTON & ARTIFICIAL FABRI	--		119		2160		474		2684
07.TULE, LACE, EMBROIDERY ETC	--		1718		8558		1005		7346
08.COTTON BAGS/SACKS	MT	558	1152	2688	5800	901	2115	3346	6652
09.TENTS & OTHER CANVAS GOODS	KG	4577713	14363	17094634	49705	5849151	17128	25015704	70068
10.BED WEAR	KG	28801059	177033	185624142	1124437	26874629	170064	178079061	1058512
11.TOWELS	KG	17360626	64052	103288988	385839	14161528	62212	91123404	379981
12.TEXTILE MADE UPS (EXCL. TOWE & BED WEAR)	--		57620		337996		55852		317124
13.KNITWEARS	DOZ	9284475	236302	52672451	1334586	9025723	197086	51162513	1177575
14.WASTE MATERIAL OF TEXTILE FIBRES/FABRICS	KG	1533456	1417	9831891	7457	2843238	1850	14338866	9387
15.YARN OTHER THAN COTTON YARN	KG	840540	2255	5248282	14780	570054	1490	4441752	12551
16.KINTTED OR CROCHATED FABRICS	SQM	706330	1584	5106865	10481	951954	2293	5200154	14882

Contd.

## 10.4 Exports by Selected Commodities in Dollars

(In Thousand Dollar)

Groups/commodities	Unit	December, 2017		Cuml, From July, 2017		December, 2016		Cuml, From July, 2016	
		Quantity	Value	Quantity	Value	Quantity	Value	Quantity	Value
<b>C.OTHER MANUFACTURES</b>			<b>304294</b>		<b>1861111</b>		<b>265045</b>		<b>1585420</b>
01.CIGARETTES	THNO	2600	70	8655	203	3752	73	27232	535
02.LEATHER	SQM	1895573	27327	12830330	159687	1746184	25760	9101851	170041
03.CARPETS,RUGS AND TAPESTRIES	SQM	153337	6660	957407	40246	174678	7243	1006380	43622
(I) WOOLLEN CARPETS AND RUGS	SQM	147618	6605	837590	39490	166526	7123	866327	42725
(II) WOOLLEN CARPET MACHINE M	SQM			211	4			1211	35
(III) TAPESTRY CLOTH	SQM								
(IV) CARPETS KNOTTED & OTHER FLOOR COVERING	SQM	5719	56	119606	752	8152	120	138842	862
04.PETROLEUM PRODUCTS	MT	9670	6396	169624	88368	25778	11607	118910	51257
05.FEEDING STUFF FOR ANIMALS	KG	52103212	9082	232195751	34001	25389351	5384	128991677	24257
06.CHEMICALS AND PHARMACEUTICA PRODUCTS	--		86168		542004		58690		396148
(I) PLASTIC MATERIALS	KG	21220190	22918	116330782	122712	20558653	18528	93459378	106161
(II) PHARMACAUTICAL PRODUCTS.	KG	1052643	17541	5773399	103789	1015504	18696	5470256	109352
(III) FERTILIZER MANUFACTURES	MT			198214	43468			2	1
(IV) OTHER CHEMICAL	--		45709		272035		21465		180634
07.RUBBER MANUFACTURES	--		1942		9456		1288		7657
08.PAPER AND PAPER BOARD	KG	2273103	5131	18725876	42725	2720516	6328	20248590	47190
09.GUAR AND GUAR PRODUCTS	KG	2861135	4038	11200272	16015	1516180	1915	8330506	10476
10.CUTLERY	--		7770		46045		7399		40039
11.GOLD	GM								
12.COPPER AND ARTICLES THEREOF	--		13348		77937		8809		25904
13.MACHINERY & TRANSPORT EQUIPMEN (INCL.ENGINEERING ELECTRICALS)			13969		98515		14083		83944
(I) ELECTRIC FANS	NO	95106	1978	471959	9472	89250	1408	535389	10249
(II) TRANSPORT EQUIPMENT	--		500		4513		268		4341
(III) OTHER ELECTRICAL MACHINE	--		4142		21407		3970		18754
(IV) MACHINERY SPECIALIZED PARTICULARS INDUSTRIES	--		1752		15202		1048		10913
(V) AUTO PARTS	--		1246		8145		1254		6247
(VI) OTHER MACHINERY	--		4352		39776		6135		33440
14.FOOTWEARS	PAIR	971545	10676	4414799	50048	965060	8616	4680621	46870
(I) LEATHER FOOTWEAR	PAIR	594418	9799	2811023	44999	555838	7525	2600793	40259
(II) CANVAS FOOTWEAR	PAIR	1215	6	23502	97	11599	81	46544	260
(III) OTHER FOOTWEAR	PAIR	375912	872	1580274	4952	397623	1010	2033284	6352
15.LEATHER MANUFACTURES(EXCL. LEATHER FOOTWEARS)	--		45531		265251		45442		260331
(I) LEATHER GLOVES	DOZ	496204	17737	3095366	103506	495363	18890	2396805	94099
(II) APPAREL & CLOTHING	DOZ	86143	26781	404382	156170	51892	25225	414170	159341
(III) OTHER LEATHER MANUFACTUR	KG	65736	1012	404355	5574	116254	1327	567550	6890
16.HOUSE-HOLD EQUIPMENT	KG	652896	2076	3976478	12770	730195	2333	4542861	13780
17.SPORTS GOODS	--		26203		151861		29149		153045
(I) FOOT BALLS COMPLETE	DOZ	251093	12663	1515396	76248	278697	12921	1332856	71127
(II) GLOVES (SPORTS)	DOZ	235558	9518	1095482	51700	159022	11618	1244081	57510
(III) OTHER	--		4022		23913		4610		24408
18.SURGICAL GOODS,MEDICAL INSTRUMENTS AND APPLIANCES	NO	26933486	32294	101769176	189773	18920444	26590	108961029	164335
19.ONYX MANUFACTURED	KG	117181	267	939177	2616	101719	249	1013183	2474
20.HANDICRAFTS	--				4005				2852
21.TEXTILE PRODUCT & ARTICLE FOR TECHNICAL USE	KG	23455	115	196989	960	42879	171	131870	656
22.BOOKS AND PRINTED MATTERS	--		431		2261		402		2548
23.PIG IRON	MT			19	12	5	2	8	9
24.PRECIOUS/SEMI-PRECIOUS STON	GM	244471	196	1827066	1724	199381	167	1878233	1554
25.JEWELLERY	--		2782		4396		543		3649
26.ARTICLES OF PLASTIC	KG	549959	1563	7303471	17967	879444	2384	10252236	29233
27.FURNITURE	NO	10523	201	105572	1873	31215	387	148963	2289
28.PARTS OF FOOTWEAR	--		58		396		31		722
<b>D.OTHERS</b>	--		<b>202167</b>		<b>1067386</b>		<b>141660</b>		<b>846430</b>

## 10.5 Exports by Selected Commodities in Rupees

(In Thousand Rupees)

Groups/commodities	Unit	December, 2017		Cuml, From July, 2017		December, 2016		Cuml, From July, 2016	
		Quantity	Value	Quantity	Value	Quantity	Value	Quantity	Value
<b>GRAND TOTAL</b>			<b>214351785</b>		<b>1162959157</b>		<b>180320735</b>		<b>1035531896</b>
<b>A.PRIMARY COMMODITIES</b>			<b>39914851</b>		<b>173958873</b>		<b>32683885</b>		<b>155498680</b>
01.RICE	MT	470322	21615815	1788793	90175919	384155	16284287	1660011	74605269
(I) RICE BASMATI	MT	36651	3990013	191534	21584872	39717	3539238	190348	18532874
(II) RICE OTHER VARIETIES	MT	433671	17625802	1597259	68591047	344438	12745049	1469663	56072396
02.FISH AND FISH PREPARATIONS	KG	17385501	3720119	83589506	21248822	10718130	2873649	66882534	19195476
03.FRUILS & VEGETABLES INCL.JUICES	KG	193817180	8392063	489935638	27009688	141985109	6699073	509278568	27887244
(I) FRUILS	KG	120556053	6224010	270362423	19169730	103159266	5241385	295522536	20736640
(II) VEGETABLES	KG	71418483	1966445	207937407	6772775	37896043	1298505	207198832	6161310
(III) FRUIT & VEGETABLE JUICES	KG	1842644	201608	11635808	1067183	929800	159183	6557200	989294
04.WHEAT	MT			173	4773				
05.WHEAT FLOUR	MT	1652	53391	164985	4760638	95990	2724483	431071	12913190
06.SPICES(INCL. CHILLIES)	KG	2001043	823683	10349746	3869696	1971173	750697	10485866	3922311
07.OIL SEEDS, NUTS AND KERNALS	KG	3106777	444071	18680239	2331743	2688390	341233	14874483	2118471
08.LEGUMINOUS VEGETABLE	KG				606000		55303	606000	55303
09.FLOWERS	KG	16224	7077	173496	41999	78239	28227	268901	74795
10.RAW HIDES AND SKINS	KG	2200	2786	6440	8041			805	1408
11.RAW WOOL AND ANIMAL HAIR	KG	159175	28639	1184008	191318	143155	28983	1296422	249741
(I) RAW WOOL	KG	16893	4467	154285	40162	49700	12098	302555	69236
(II) ANIMAL HAIR	KG	142282	24172	1029723	151156	93455	16885	993867	180506
12.CRUE ANIMAL MATERIAL	KG	1296197	283230	9223557	1345977	1095977	158590	7007132	946697
13.CRUE FERTILIZER	MT	1214	21442	4554	69847	1141	16001	7164	111457
14.MOLASSES	KG	4761340	63102	73744570	1024452	16860	236	13396912	171661
15.RAW COTTON	MT	1915	337299	32232	5625007	1367	248448	20913	3754515
16.COTTON WASTE	MT	3323	441834	27022	3361787	3068	339915	19165	2243359
17.PETROLEUM CRUE	MT	48843	2438759	184163	7998998	45241	1717219	107781	3980923
18.MARBLES AND STONES	MT	49197	538854	350590	2696947	26813	391043	197194	2849322
19.TOBACCO	KG	1884955	702687	5713937	2193222	51497	26498	991093	417537
(I) UN-MANUFACTURED	KG	1848518	682971	5469878	2079042	5615	1985	782376	306496
(II) MANUFACTURED EXCL.CIGARET	KG	36437	19717	244059	114180	45882	24514	208717	111041
20.COKE	MT								
<b>B.TEXTILES MANUFACTURES</b>			<b>119386008</b>		<b>678786731</b>		<b>105044851</b>		<b>625534360</b>
01.COTTON YARN	KG	43353219	11720985	257862546	70052121	38614134	11240655	230915192	68778712
02.COTTON CLOTH	SQM	187370814	19458363	1047437022	112990690	138088403	17668360	1006132271	111660676
03.ARTICLES OF APPAREL & CLOTHI ACCESSORIES (EXCL. KNITWEARS)	DOZ	3562722	24987001	18868581	132397684	3123015	22163060	16588710	115131682
04.ART SILK AND SYNTHETIC TEXTIL	SQM	20725246	2604556	150744756	15676182	2497687	373479	65147262	8732953
05.COTTON THREAD	KG	7797	3789	154647	70096	61176	25341	3084575	1331212
06.TEXTILE FABRICS WOVEN(OTHER THAN COTTON & ARTIFICIAL FABRI	--		12890		227975		49603		280944
07.TULE, LACE, EMBROIDERY ETC	--		186778		907401		105278		768745
08.COTTON BAGS/SACKS	MT	558	125240	2688	614856	901	221523	3346	696265
09.TENTS & OTHER CANVAS GOODS	KG	4577713	1561210	17094634	5284495	5849151	1793721	25015704	7333022
10.BED WEAR	KG	28801059	19242987	185624142	119050861	26874629	17809870	178079061	110774508
11.TOWELS	KG	17360626	6962341	103288988	40861804	14161528	6515156	91123404	39765921
12.TEXTILE MADE UPS (EXCL. TOWE & BED WEAR)	--		6263138		35800277		5849102		33188196
13.KNITWEARS	DOZ	9284475	25685387	52672451	141388056	9025723	20639784	51162513	123238407
14.WASTE MATERIAL OF TEXTILE FIBRES/FABRICS	KG	1533456	154065	9831891	790350	2843238	193765	14338866	982364
15.YARN OTHER THAN COTTON YARN	KG	840540	245125	5248282	1564434	570054	156015	4441752	1313307
16.KINTTED OR CROCHATED FABRICS	SQM	706330	172153	5106865	1109450	951954	240137	5200154	1557445

Contd.

## 10.5 Exports by Selected Commodities in Rupees

(In Thousand Rupees)

Groups/commodities	Unit	December, 2017		Cuml, From July, 2017		December, 2016		Cuml, From July, 2016	
		Quantity	Value	Quantity	Value	Quantity	Value	Quantity	Value
<b>C.OTHER MANUFACTURES</b>			<b>33075956</b>		<b>197086797</b>		<b>27756732</b>		<b>165917836</b>
01.CIGARETTES	THNO	2600	7659	8655	21581	3752	7598	27232	55977
02.LEATHER	SQM	1895573	2970340	12830330	16914452	1746184	2697752	9101851	17794783
03.CARPETS,RUGS AND TAPESTRIES	SQM	153337	723967	957407	4262142	174678	758514	1006380	4565134
(I) WOOLLEN CARPETS AND RUGS	SQM	147618	717895	837590	4182311	166526	745973	866327	4471260
(II) WOOLLEN CARPET MACHINE M	SQM			211	457			1211	3689
(III) TAPESTRY CLOTH	SQM								
(IV) CARPETS KNOTTED & OTHER FLOOR COVERING	SQM	5719	6072	119606	79374	8152	12541	138842	90186
04.PETROLEUM PRODUCTS	MT	9670	695190	169624	9331236	25778	1215588	118910	5364538
05.FEEDING STUFF FOR ANIMALS	KG	52103212	987159	232195751	3612410	25389351	563842	128991677	2538607
06.CHEMICALS AND PHARMACEUTICA PRODUCTS	--		9366219		57388624		6146296		41456444
(I) PLASTIC MATERIALS	KG	21220190	2491096	116330782	13004197	20558653	1940384	93459378	11110420
(II) PHARMACAUTICAL PRODUCTS.	KG	1052643	1906623	5773399	10993264	1015504	1957966	5470256	11443645
(III) FERTILIZER MANUFACTURES	MT			198214	4578737			2	102
(IV) OTHER CHEMICAL	--		4968500		28812427		2247945		18902277
07.RUBBER MANUFACTURES	--		211098		1002612		134874		801242
08.PAPER AND PAPER BOARD	KG	2273103	557755	18725876	4518187	2720516	662646	20248590	4938703
09.GUAR AND GUAR PRODUCTS	KG	2861135	438869	11200272	1700680	1516180	200547	8330506	1096314
10.CUTLERY	--		844614		4876832		774842		4190231
11.GOLD	GM								
12.COPPER AND ARTICLES THEREOF	--		1450888		8254924		922514		2711500
13.MACHINERY & TRANSPORT EQUIPMEN (INCL.ENGINEERING ELECTRICALS)			1518393		10425565		1474866		8785102
(I) ELECTRIC FANS	NO	95106	214966	471959	1004577	89250	147477	535389	1072635
(II) TRANSPORT EQUIPMENT	--		54372		477208		28090		454221
(III) OTHER ELECTRICAL MACHINE	--		450183		2268959		415805		1962688
(IV) MACHINERY SPECIALIZED PARTICULARS INDUSTRIES	--		190390		1607358		109735		1142183
(V) AUTO PARTS	--		135460		862253		131318		653806
(VI) OTHER MACHINERY	--		473022		4205210		642441		3499569
14.FOOTWEARS	PAIR	971545	1160439	4414799	5308466	965060	902279	4680621	4905485
(I) LEATHER FOOTWEAR	PAIR	594418	1065108	2811023	4773566	555838	788016	2600793	4213543
(II) CANVAS FOOTWEAR	PAIR	1215	599	23502	10257	11599	8504	46544	27162
(III) OTHER FOOTWEAR	PAIR	375912	94732	1580274	524643	397623	105759	2033284	664780
15.LEATHER MANUFACTURES(EXCL. LEATHER FOOTWEARS)	--		4949106		28096556		4758883		27244381
(I) LEATHER GLOVES	DOZ	496204	1928002	3095366	10963631	495363	1978272	2396805	9847992
(II) APPAREL & CLOTHING	DOZ	86143	2911065	404382	16542292	51892	2641634	414170	16675316
(III) OTHER LEATHER MANUFACTUR	KG	65736	110039	404355	590633	116254	138977	567550	721073
16.HOUSE-HOLD EQUIPMENT	KG	652896	225691	3976478	1352236	730195	244366	4542861	1442125
17.SPORTS GOODS	--		2848158		16086116		3052600		16017062
(I) FOOT BALLS COMPLETE	DOZ	251093	1376463	1515396	8074982	278697	1353108	1332856	7443906
(II) GLOVES (SPORTS)	DOZ	235558	1034533	1095482	5478472	159022	1216722	1244081	6018745
(III) OTHER	--		437162		2532662		482769		2554411
18.SURGICAL GOODS,MEDICAL INSTRUMENTS AND APPLIANCES	NO	26933486	3510282	101769176	20100879	18920444	2784610	108961029	17197769
19.ONYX MANUFACTURED	KG	117181	29049	939177	276472	101719	26036	1013183	258897
20.HANDICRAFTS	--				421817				298601
21.TEXTILE PRODUCT & ARTICLE FOR TECHNICAL USE	KG	23455	12468	196989	101570	42879	17908	131870	68631
22.BOOKS AND PRINTED MATTERS	--		46901		239589		42048		266709
23.PIG IRON	MT			19	1237	5	256	8	987
24.PRECIOUS/SEMI-PRECIOUS STON	GM	244471	21259	1827066	182223	199381	17448	1878233	162636
25.JEWELLERY	--		302407		472423		56870		381861
26.ARTICLES OF PLASTIC	KG	549959	169887	7303471	1898045	879444	249715	10252236	3059044
27.FURNITURE	NO	10523	21885	105572	198029	31215	40572	148963	239493
28.PARTS OF FOOTWEAR	--		6274		41891		3262		75579
<b>D.OTHERS</b>	--		<b>21974970</b>		<b>113126757</b>		<b>14835268</b>		<b>88581019</b>

## 10.6 Imports by Selected Commodities in Dollars

(In Thousand Dollar)

Groups/commodities	Unit	December, 2017		Cuml, From July, 2017		December, 2016		Cuml, From July, 2016	
		Quantity	Value	Quantity	Value	Quantity	Value	Quantity	Value
<b>GRAND TOTAL</b>			<b>4877252</b>		<b>28694898</b>		<b>4459651</b>		<b>24323189</b>
<b>A. FOOD GROUP</b>			<b>323185</b>		<b>1991423</b>		<b>348330</b>		<b>1802308</b>
1.MILK AND CREAM	KG	4133978	9701	35837345	70960	4163351	8913	32843632	69875
2.WHEAT UNMILLED	MT	--	--	--	--	--	--	--	--
3.PULSES	KG	94094001	55601	340444122	269903	101480220	82648	432750768	371177
4.DRY FRUITS	KG	5633423	8998	63324649	87217	12213877	14291	68819061	83462
5.SUGAR REFINED	MT	417	254	4618	2777	610	330	4765	2560
6.TEA	KG	16542043	53139	90843995	283648	17867748	48988	102191523	257371
7.SPICES	KG	9339624	11501	65361715	78172	8891613	12237	60334135	64839
8.MILK FOOD FOR BABIES,INFT.,INVLD	KG	1420981	7847	8722458	54429	1085690	6470	7356242	48262
9.BEVERAGES	LTR	1501057	950	8091800	4786	555508	408	5063156	3470
10.PALM OIL	KG	242339520	171550	1378274292	1037369	244223782	173356	1211846622	843300
11.SOYABEAN OIL	KG	4741421	3646	114131126	102162	347930	689	38192996	57993
<b>B. MACHINERY GROUP</b>			<b>1325788</b>		<b>7464610</b>		<b>1267133</b>		<b>7044357</b>
1.POWER GENERATING MACH.	--		137756		1239327		228443		1683505
2.AGRICULTURE MACHINERY&IMPLEMENTS	--		10297		60672		7151		53724
3.CONSTRUCTION & MINING MACHINERY	--		21933		190244		36158		250634
4.TEXTILE MACHINERY	--		42678		288631		54618		258772
5.METAL WORKING MACHINERY	--		11628		63090		10425		57995
6.GEN INDUSTRIAL MACH & EQU/PARTS NS	--		176806		1181601		230459		1176749
7.OFFICE MACH.INCL.DATA PROS. EQUIP.	--		48420		235993		40071		259107
8.TELECOM & SOUND RECORDING EQUIP	--		177435		733590		165402		658981
9.ELECTRICAL MACHINERY & APPARATUS	--		246670		1075064		225839		962553
10.ROAD MOTOR VEHICLES	--		206297		1366620		177876		1124740
11.RAILWAY VEHICLES	--		70431		191810		6508		65917
12.AIRCRAFTS,SHIPS AND BOATS	--		76364		358032		40781		142819
13.OTHER MACHINERY	--		99075		479936		43403		348862
<b>C. PETROLEUM GROUP</b>			<b>1119918</b>		<b>6675086</b>		<b>917010</b>		<b>5003061</b>
1.CRUDE PETROLEUM	MT	686419	294446	5111650	1756109	634371	192551	4059735	1165588
2.PETROLEUM PRODUCTS	MT	1214378	618530	8634110	3881191	1255224	602855	6541303	3206057
3.GAS NATURAL & MANUFACTURED	--		206942		1037786		121603		631416
<b>D. TEXTILE GROUP</b>			<b>123425</b>		<b>740343</b>		<b>116964</b>		<b>684491</b>
1.SYNTHETIC AND REGENERATED FIBRE	KG	19156156	38175	112819084	247399	14873708	29654	105283963	212672
2.SYNTHETIC & ARTIFICIAL SILK YARN	KG	28515139	56699	152160503	321481	32411577	60815	157202314	314366
3.WORN CLOTHING	KG	37567279	13985	216326368	79793	32652387	12104	199675123	76382
4.ARTICLES OF APPAREL & CLOTHING	--		7953		63209		7027		57827
5.BAGS & SACKS OF TEX. MATERIALS	MT	395	620	3377	5126	442	674	2540	3631
6.JUTE	MT	9834	5993	38927	23336	10207	6690	27522	19613

Contd.



## 10.6 Imports by Selected Commodities in Dollars

(In Thousand Dollar)

Groups/commodities	Unit	December, 2017		Cuml, From July, 2017		December, 2016		Cuml, From July, 2016	
		Quantity	Value	Quantity	Value	Quantity	Value	Quantity	Value
<b>E. AGRICULTURE/OTH. CHEMICAL GROUP</b>			<b>706582</b>		<b>4287576</b>		<b>643124</b>		<b>3603496</b>
1.ORGANIC CHEMICALS	--		201622		1074698		164552		876082
2.INORGANIC CHEMICALS	--		36495		240267		43834		231935
3.DYEING TANNING & COLOUR MATERIAL	KG	13952591	40601	83766839	237336	13092012	38049	71721741	205208
4.MEDICINAL PRODUCTS	KG	2113317	97900	10785251	517286	1457923	72176	9807621	463630
5.ESSENTIAL OIL, PERFUMES TOILT ETC	KG	8527644	25888	56426820	174633	9344556	31203	49336505	163747
6.FERTILIZER MANUFACTURED	MT	150222	60127	1381619	512839	159807	63964	1098945	405677
7.PLASTIC MATERIALS	KG	104265298	171736	711803139	1090446	102035722	158458	572697359	878137
8.INSECTICIDES	KG	2031208	14419	12928169	86038	1096474	10051	8559630	78476
9.OTHER.CHEMICAL PRODUCTS	--		57793		354033		60838		300604
<b>F. METAL GROUP</b>			<b>415021</b>		<b>2462988</b>		<b>341619</b>		<b>1882068</b>
1.IRON ORES AND CONCENTRATES	MT	--	--	78	26	--	--	--	--
2.IRON AND STEEL SCRAP	MT	415533	121021	2737357	777249	425367	100668	1708556	441671
3.NON FERROUS BASE METAL WASTE & SCR	MT	29128	9222	110841	45509	16559	7455	68497	34297
4.IRON AND STEEL	MT	308553	196011	1686623	1135938	242281	158402	1532894	972330
5.ALUMINIUM WROUGHT & WORKED	--		20845		107015		14377		87388
6.MANUFACTURES OF METAL NES	--		67923		397249		60716		346381
<b>G. MISCELLANEOUS ITEMS</b>			<b>531003</b>		<b>3133423</b>		<b>482168</b>		<b>2357014</b>
1.FEEDING STUFF FOR ANIMALS	KG	31351476	14611	220379704	96950	50998036	25230	295479277	106797
2.HIDES,SKINS AND FURSKINS RAW	KG	717297	2624	4455291	17341	566605	2086	3749174	13766
3.OIL SEEDS & OLEAGINOUS FRUITS	KG	191644200	118676	1387366712	702400	148212702	89132	627999355	450362
4.RUBBER CRUDE INCL.SYNTH/RECLAIMED	KG	7855168	16940	47072781	95396	6971366	13066	36197101	72418
5.WOOD & CORK	--		9740		62701		9831		53722
6.PULP AND WASTE PAPER	KG	24983463	11379	167215015	79810	18991943	9397	116059753	53800
7.FERTILIZER CRUDE	MT	7152	2907	55037	23091	17272	6855	67166	26457
8.CRUDE ANIMAL&VEGETABLE MATERIALS	KG	6591064	8833	51211525	95318	8171862	10518	53369553	89566
9.COAL, COKE & BRIQUETTES	MT	926500	110312	5555977	593989	627056	74719	2654858	304006
10.ANIMAL OILS AND FATS	KG	2869285	1922	19528927	13037	1525781	985	14170616	8759
11.ANIMAL/VEG, FAT OIL WAX ETC NES	KG	1710404	2581	8527754	13318	1865348	2885	9915187	14416
12.RUBBER TYRES & TUBES	NO	489586	26093	3955129	191412	586763	32573	3133616	182787
13.CORK/WOOD MFG.(EXCL FURNITURE)	KG	8151789	7402	36058376	39342	9448347	7893	44822474	40117
14.PAPER&PAPER BOARD & MANF. THEREOF	KG	48807356	44246	316691305	281111	50434751	46955	267252163	245805
15.CEMENT	MT	14372	859	161967	8224	7083	1642	28392	6746
16.PREFABRICATED BUILDGS,SANITRY,PLG	--		11958		90672		10560		64870
17.FOOTWEAR	PAIR	1721433	5009	15336913	58415	1282438	5638	11643927	59318
18.PROFESSIONAL,SCIENTFIC & CONTROL	--		53582		341570		65891		293694
19.PHOTO EQPT, OPTICAL GOODS N.E.S.	--		4962		33546		5679		31599
20.PRINTED MATTERS	--		7650		32307		5523		33356
21.ARTICLES N.E.S. OF PLASTICS	KG	2732269	12388	17739351	78391	2298559	11142	13025687	63737
22.BABY CARRIAGES, TOYS GAMES ETC.	--		6722		50018		8929		39338
23.OFFICE STATIONERY SUPPLY N.E.S	--		4682		25494		5209		20384
24.JEWELLERY OFGOLD/SILVERSMITH WEAR	--		1168		9908		802		6527
25.MUSICAL INSTRUMENTS AND PARTS	--		39261		79560		25922		61160
26.ARTICLES & MFG. OF CAVING ETC.	--		1622		8463		1022		5600
27.GOLD.NON-MENETART NOT ORE/CONCEN	GM	69000	2875	288330	11640	52690	2084	216730	7907
<b>ALL OTHER ITEMS</b>	--		<b>332329</b>		<b>1939448</b>		<b>343303</b>		<b>1946394</b>

## 10.7 Imports by Selected Commodities in Rupees

(In Thousand Rupees)

Groups/commodities	Unit	December, 2017		Cuml, From July, 2017		December, 2016		Cuml, From July, 2016	
		Quantity	Value	Quantity	Value	Quantity	Value	Quantity	Value
GRAND TOTAL			530144384		3039364413		467035994		2545503459
A. FOOD GROUP			35129330		210882721		36478803		188621300
1.MILK AND CREAM	KG	4133978	1054426	35837345	7508191	4163351	933409	32843632	7313896
2.WHEAT UNMILLED	MT	--	--	--	--	--	--	--	--
3.PULSES	KG	94094001	6043657	340444122	28621282	101480220	8655308	432750768	38847491
4.DRY FRUITS	KG	5633423	978023	63324649	9218270	12213877	1496604	68819061	8734022
5.SUGAR REFINED	MT	417	27586	4618	293435	610	34530	4765	267935
6.TEA	KG	16542043	5776100	90843995	30060432	17867748	5130274	102191523	26935039
7.SPICES	KG	9339624	1250106	65361715	8273599	8891613	1281556	60334135	6785410
8.MILK FOOD FOR BABIES,INFT.,INVLD	KG	1420981	852938	8722458	5760703	1085690	677556	7356242	5050959
9.BEVERAGES	LTR	1501057	103240	8091800	507371	555508	42686	5063156	363086
10.PALM OIL	KG	242339520	18646996	1378274292	109862437	244223782	18154700	1211846622	88255663
11.SOYABEAN OIL	KG	4741421	396258	114131126	10776999	347930	72179	38192996	6067800
B. MACHINERY GROUP			144109681		790853811		132700208		737195701
1.POWER GENERATING MACH.	--		14973683		131030716		23923673		176166265
2.AGRICULTURE MACHINERY&IMPLEMENTS	--		1119217		6426402		748876		5622530
3.CONSTRUCTION & MINING MACHINERY	--		2384014		20116199		3786600		26226950
4.TEXTILE MACHINERY	--		4638965		30549484		5719863		27083758
5.METAL WORKING MACHINERY	--		1263880		6685604		1091714		6069525
6.GEN INDUSTRIAL MACH & EQU/PARTS NS	--		19218312		125074823		24134813		123153304
7.OFFICE MACH.INCL.DATA PROS. EQUIP	--		5263105		25024704		4196408		27112874
8.TELECOM & SOUND RECORDING EQUIP	--		19286721		77878450		17321705		68966928
9.ELECTRICAL MACHINERY & APPARATUS	--		26812435		114085561		23650944		100736292
10.ROAD MOTOR VEHICLES	--		22423979		144662148		18627943		117706129
11.RAILWAY VEHICLES	--		7655652		20446219		681540		6898378
12.AIRCRAFTS,SHIPS AND BOATS	--		8300532		37978674		4270756		14945370
13.OTHER MACHINERY	--		10769186		50894828		4545373		36507399
C. PETROLEUM GROUP			121732183		706961594		96033648		523591473
1.CRUDE PETROLEUM	MT	686419	32005508	5111650	185986737	634371	20164905	4059735	121978781
2.PETROLEUM PRODUCTS	MT	1214378	67232612	8634110	410951163	1255224	63133849	6541303	335532223
3.GAS NATURAL & MANUFACTURED	--		22494063		110023695		12734894		66080470
D. TEXTILE GROUP			13416009		78409761		12249011		71633880
1.SYNTHETIC AND REGENERATED FIBRE	KG	19156156	4149533	112819084	26192084	14873708	3105479	105283963	22256269
2.SYNTHETIC & ARTIFICIAL SILK YARN	KG	28515139	6163081	152160503	34058446	32411577	6368790	157202314	32900651
3.WORN CLOTHING	KG	37567279	1520162	216326368	8453127	32652387	1267624	199675123	7993604
4.ARTICLES OF APPAREL & CLOTHING	--		864464		6685520		735891		6050600
5.BAGS & SACKS OF TEX. MATERIALS	MT	395	67359	3377	542129	442	70587	2540	379984
6.JUTE	MT	9834	651409	38927	2478455	10207	700641	27522	2052771

Contd.

## 10.7 Imports by Selected Commodities in Rupees

(In Thousand Rupees)

Groups/commodities	Unit	December, 2017		Cuml, From July, 2017		December, 2016		Cuml, From July, 2016	
		Quantity	Value	Quantity	Value	Quantity	Value	Quantity	Value
E. AGRICULTURE/OTH. CHEMICAL GROUP			76803620		454068431		67351074		377124318
1.ORGANIC CHEMICALS	--		21915808		113895188		17232659		91689171
2.INORGANIC CHEMICALS	--		3966864		25435232		4590535		24273620
3.DYEING TANNING & COLOUR MATERIAL	KG	13952591	4413224	83766839	25139814	13092012	3984670	71721741	21476360
4.MEDICINAL PRODUCTS	KG	2113317	10641486	10785251	54823988	1457923	7558579	9807621	48521224
5.ESSENTIAL OIL, PERFUMES TOILT ETC	KG	8527644	2813987	56426820	18484373	9344556	3267698	49336505	17137250
6.FERTILIZER MANUFACTURED	MT	150222	6535658	1381619	54232316	159807	6698629	1098945	42453978
7.PLASTIC MATERIALS	KG	104265298	18667295	711803139	115453680	102035722	16594517	572697359	91899570
8.INSECTICIDES	KG	2031208	1567322	12928169	9112164	1096474	1052586	8559630	8212746
9.OTHER.CHEMICAL PRODUCTS	--		6281977		37491677		6371201		31460399
F. METAL GROUP			45111727		260868411		35775980		196969565
1.IRON ORES AND CONCENTRATES	MT	--	--	78	2783	--	--	--	--
2.IRON AND STEEL SCRAP	MT	415533	13154668	2737357	82289346	425367	10542384	1708556	46225327
3.NON FERROUS BASE METAL WASTE & SCR	MT	29128	1002384	110841	4825373	16559	780753	68497	3589648
4.IRON AND STEEL	MT	308553	21305830	1686623	120326937	242281	16588658	1532894	101758744
5.ALUMINIUM WROUGHT & WORKED	--		2265811		11343978		1505675		9145591
6.MANUFACTURES OF METAL NES	--		7383034		42079994		6358509		36250255
G. MISCELLANEOUS ITEMS			57718595		331882432		50494988		246675455
1.FEEDING STUFF FOR ANIMALS	KG	31351476	1588140	220379704	10261146	50998036	2642164	295479277	11178224
2.HIDES,SKINS AND FURSKINS RAW	KG	717297	285197	4455291	1835658	566605	218448	3749174	1440739
3.OIL SEEDS & OLEAGINOUS FRUITS	KG	191644200	12899745	1387366712	74393330	148212702	9334340	627999355	47131027
4.RUBBER CRUDE INCL.SYNTH/RECLAIMED	KG	7855168	1841279	47072781	10107076	6971366	1368361	36197101	7579346
5.WOOD & CORK	--		1058755		6638294		1029512		5622143
6.PULP AND WASTE PAPER	KG	24983463	1236835	167215015	8446294	18991943	984129	116059753	5630054
7.FERTILIZER CRUDE	MT	7152	315977	55037	2442192	17272	717887	67166	2768683
8.CRUDE ANIMAL&VEGETABLE MATERIALS	KG	6591064	960136	51211525	10070903	8171862	1101541	53369553	9371927
9.COAL, COKE & BRIQUETTES	MT	926500	11990614	5555977	62945427	627056	7824946	2654858	31818961
10.ANIMAL OILS AND FATS	KG	2869285	208884	19528927	1379900	1525781	103138	14170616	916590
11.ANIMAL/VEG, FAT OIL WAX ETC NES	KG	1710404	280537	8527754	1411659	1865348	302105	9915187	1508651
12.RUBBER TYRES & TUBES	NO	489586	2836284	3955129	20252397	586763	3411207	3133616	19128576
13.CORK/WOOD MFG.(EXCL FURNITURE)	KG	8151789	804623	36058376	4169589	9448347	826586	44822474	4198409
14.PAPER&PAPER BOARD & MANF. THEREOF	KG	48807356	4809453	316691305	29763976	50434751	4917352	267252163	25724860
15.CEMENT	MT	14372	93329	161967	869356	7083	171917	28392	706233
16.PREFABRICATED BUILDGS,SANITRY,PLG	--		1299846		9592075		1105879		6788812
17.FOOTWEAR	PAIR	1721433	544456	15336913	6170465	1282438	590404	11643927	6206432
18.PROFESSIONAL,SCIENTFIC & CONTROL	--		5824182		36164681		6900466		30737572
19.PHOTO EQPT, OPTICAL GOODS N.E.S.	--		539357		3550938		594769		3307052
20.PRINTED MATTERS	--		831480		3429512		578413		3491474
21.ARTICLES N.E.S. OF PLASTICS	KG	2732269	1346550	17739351	8300123	2298559	1166871	13025687	6670582
22.BABY CARRIAGES, TOYS GAMES ETC.	--		730629		5292041		935037		4117153
23.OFFICE STATIONERY SUPPLY N.E.S	--		508936		2701541		545505		2133329
24.JEWELLERY OFGOLD/SILVERSMITH WEAR	--		126922		1047700		83988		682996
25.MUSICAL INSTRUMENTS AND PARTS	--		4267611		8513285		2714691		6402028
26.ARTICLES & MFG. OF CAVING ETC.	--		176296		897007		107055		586041
27.GOLD.NON-MENETART NOT ORE/CONCEN	GM	69000	312540	288330	1235867	52690	218275	216730	827561
ALL OTHER ITEMS	--		36123239		205437253		35952282		203691767

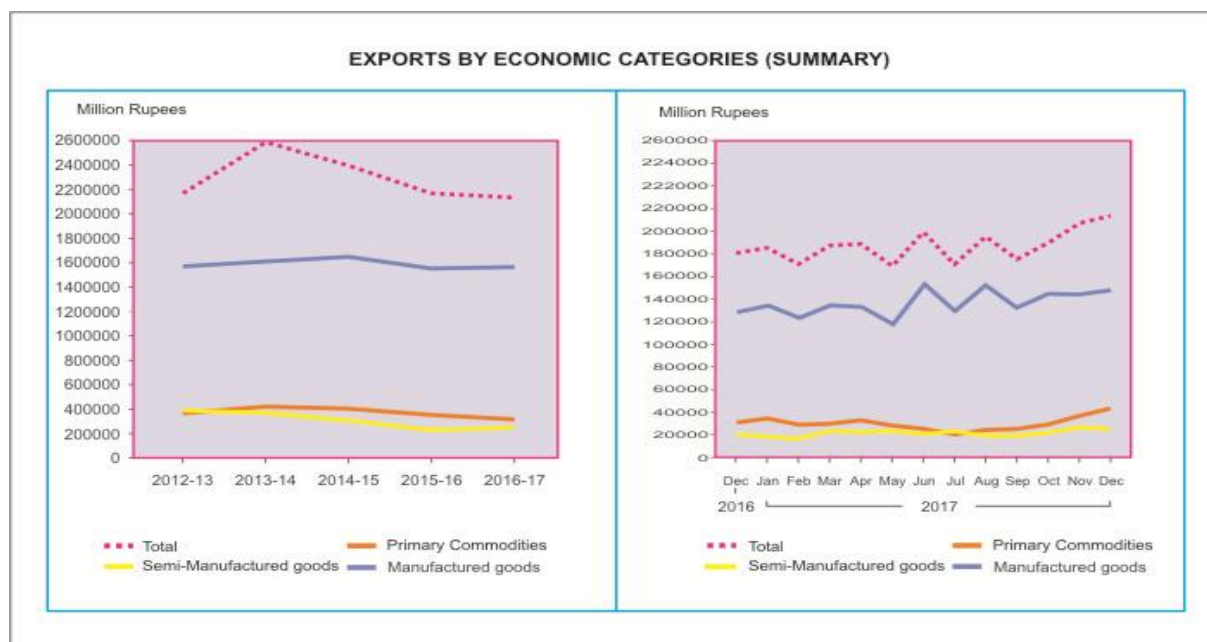
## 10.8 Exports by Economic Categories (Summary)

(Million Rupees)

Year/Month	Total	Primary Commodities	Semi-manufactured Goods	Manufactured Goods
2012-13	2,366,477.8	364,127.0	391,151.3	1,611,199.5
2013-14	2,583,463.2	420,496.3	369,066.1	1,793,900.8
2014-15	2,397,513.0	402,750.3	352,073.7	1,642,689.0
2015-16	2,166,846.4	356,583.9	254,329.3	1,555,933.1
2016-17	2,138,185.6	331,040.1	246,319.2	1,560,826.3
2016 Dec	180,320.7	31,855.5	20,328.3	128,136.9
2017 Jan	185,875.8	33,250.8	18,378.7	134,246.3
Feb	171,029.4	29,633.8	17,374.8	124,020.8
Mar	187,921.8	29,712.2	23,889.2	134,320.4
Apr	188,385.9	32,962.5	22,217.9	133,205.5
May	169,710.7	28,095.7	23,763.8	117,851.2
Jun	199,730.1	25,910.2	20,058.5	153,761.4
Jul	171,501.3	20,226.2	21,637.5	129,637.6
Aug	195,912.9	24,217.8	19,692.9	152,002.2
Sep	175,714.9	25,300.3	18,363.8	132,050.8
Oct	198,177.3	29,150.5	23,475.6	145,551.2
Nov	207,301.0	36,991.0	26,291.7	144,018.3
Dec *	214,351.8	41,727.4	24,560.3	148,064.1

Note: Total may not tally due to rounding of figures.

\* : Provisional



## 10.9 Export by Economic Categories (Details)

(In Thousand Rupees)

Commodities	December, 2017	Cuml. From July,2017	December, 2016	Cuml. From July, 2016
<b>GRAND TOTAL</b>	<b>214,351,785</b>	<b>1,162,959,157</b>	<b>180,320,735</b>	<b>1,035,531,896</b>
<b>A. PRIMARY COMMODITIES:</b>	<b>41,727,359</b>	<b>177,613,027</b>	<b>31,855,478</b>	<b>151,474,905</b>
RAW COTTON (INCLUDING LINTER & WASTE)	463,159	6,646,366	261,888	4,498,731
RAW WOOL (INCLUDING ANIMAL HAIR)	28,639	191,318	28,983	249,741
FISH	3,678,094	21,081,796	2,841,275	18,888,272
RICE	21,615,815	90,175,919	16,284,287	74,605,269
HIDES & SKINS (INCLUDING FUR SKINS)	6,951	35,542	20,220	147,090
FRUITS & VEGETABLES	8,020,072	24,523,942	6,313,854	25,330,981
SPICES	823,683	3,869,696	750,697	3,922,311
TOBACCO UN-MANUFACTURED	682,971	2,079,042	1,985	306,496
OTHER PRIMARY COMMODITIES	6,407,976	29,009,407	5,352,289	23,526,014
<b>B. SEMI-MANUFACTURES:</b>	<b>24,560,351</b>	<b>134,021,840</b>	<b>20,328,310</b>	<b>120,636,319</b>
COTTON YARN	11,720,985	70,052,121	11,240,655	68,778,712
LEATHER	2,970,166	16,913,141	2,697,583	17,794,614
MOLASSES	63,102	1,024,452	236	171,661
OIL CAKES	59,558	250,479	59,697	363,664
AGAR, AGAR DUST & WOOD				304
HENNA LEAVES & POWDER	15,382	117,259	7,963	88,074
OTHER SEMI MANUFACTURES	9,731,157	45,664,387	6,322,176	33,439,289
<b>C. MANUFACTURED GOODS:</b>	<b>148,064,075</b>	<b>851,324,290</b>	<b>128,136,948</b>	<b>763,420,671</b>
COTTON THREAD	3,789	70,096	25,341	1,331,212
COTTON FABRICS WOVEN	19,398,621	112,639,280	17,610,084	111,295,987
TEXTILE FABRICS (OTHER THAN COTTON FABRS)	2,680,068	16,186,216	455,462	9,253,588
WOOLLEN CARPETS	713,684	4,180,351	748,149	4,469,879
TAPESTRIES		186	313	724
MANUFACTURE OF LEATHER	5,957,238	33,427,074	5,968,191	33,396,003
FOOTWEAR	1,160,439	5,308,466	902,279	4,905,485
SPORTS GOODS (EXCLUDING INDOOR GAMES)	1,637,063	9,357,195	1,562,769	8,474,600
TOBACCO MANUFACTURED	27,375	135,761	32,112	167,018
MEDICAL INSTRUMENT N.E.S.	116,790	371,485	180,336	1,111,744
FRUIT & VEGETABLE PREPARATIONS	370,151	2,474,437	440,063	2,598,617
FISH PREPARATIONS	42,025	167,026	32,374	307,204
CEREAL PREPARATIONS	342,061	1,970,155	287,821	1,768,721
GUAR PRODUCTS	438,869	1,700,680	200,547	1,096,314
FLOUR & MEAL OF OIL SEEDS	1,358	3,925	2,112	7,032
FISH MEAL & MEAT MEAL	496,865	1,092,697	153,701	446,670
PETROLEUM PRODUCTS	665,057	9,058,123	1,157,833	5,231,263
CHEMICAL & CHEMICAL PREPARATIONS	9,366,061	57,581,901	6,199,427	41,651,335
MACHINERY & TRANSPORT EQUIPMENT	1,518,036	10,369,464	1,484,381	8,830,506
ARTICLES OF APPAREL AND CLOTHING				
ACCESSORIES (INCLUDING HOSIERY)	50,685,037	273,834,226	42,806,318	238,408,767
OTHER MANUFACTURED GOODS	52,443,489	311,395,546	47,887,334	288,668,001

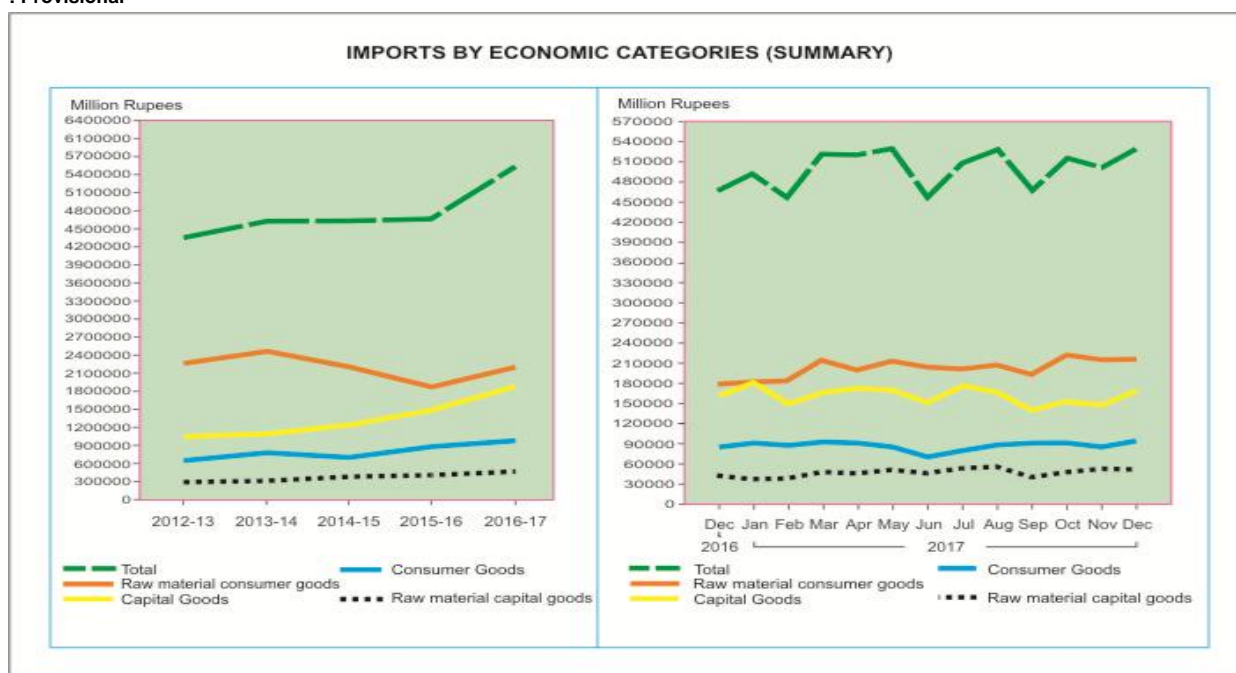
## 10.10 Imports by Economic Categories (Summary)

(Million rupees)

Year/Month	Total	Consumer goods	Raw material		Capital goods
			Consumer goods	Capital goods	
2012-13	4,349,879.5	652,553.3	2,353,818.1	293,733.6	1,049,774.5
2013-14	4,630,520.8	780,192.2	2,462,189.2	306,810.4	1,081,329.0
2014-15	4,644,151.6	807,979.7	2,214,663.6	388,166.9	1,233,341.4
2015-16	4,658,748.9	870,976.8	1,887,884.5	417,209.9	1,482,677.7
2016-17	5,539,720.6	981,732.9	2,199,168.9	470,890.9	1,887,927.9
2016 Dec	467,036.0	84,960.3	178,088.4	42,178.4	161,808.9
2017 Jan	491,952.8	91,225.1	182,334.4	37,134.2	181,259.1
Feb	457,799.8	87,123.5	183,144.3	38,036.9	149,495.1
Mar	521,302.4	92,992.1	213,905.6	47,790.6	166,614.1
Apr	519,814.4	92,105.4	209,892.6	45,754.5	172,062.0
May	530,620.3	85,069.8	223,989.1	51,003.8	170,557.6
Jun	472,727.4	69,097.5	204,368.9	45,066.4	154,194.6
Jul	506,936.3	79,039.4	201,239.1	52,142.2	174,515.6
Aug	518,438.4	89,537.9	207,307.0	54,393.5	167,200.0
Sep	467,454.3	91,151.9	192,914.1	43,030.5	140,357.8
Oct	515,086.1	91,160.4	222,775.7	48,057.6	153,092.4
Nov	501,304.9	85,017.8	215,099.5	53,756.5	147,431.1
Dec *	530,144.4	94,213.1	215,276.6	51,501.2	169,153.5

Note: Total may not tally due to rounding of figures.

\* : Provisional



## 10.11 Imports by Economic Categories (Detail)

(In Thousand Rupees)

Items	December, 2017	From July, 2017	December, 2016	From July, 2016
<b>GRAND TOTAL</b>	<b>530144384</b>	<b>3039364413</b>	<b>467035994***</b>	<b>2545503459</b>
<b>1. CONSUMER GOODS TOTAL</b>	<b>94213117</b>	<b>530120601</b>	<b>84960339*</b>	<b>464119494</b>
010121 PURE BRED BREEDING HORSES	53409	68157	14856	19319
010190 OTHER LIVE ANIMALS				350
010221 PURE BRED BREEDING BULLS	57486	109722		86414
010290 OTHER LIVE BOVINE ANIMALS	319	319		
010511 FOWLS (CHICKEN) WT UPTO 185G	130365	832199	6601	634319
010594 OTH FOWLS OF THE SPE (CHICKEN)			43	481
010599 OTH LIVE POULTRY		128		
010613 CAMELS&OTH CAMELIDS(CAMELIDAE)		449		
020120 OTH CUT WITH BONE BOVIN ANIMAL				552
020130 MEAT OF BOV ANIM F/CH BON LESS	110	554	27	784
020220 OTH CUTS WITH BONE IN,BOV FROZ				2186
020230 MEAT BOV ANIMAL FROZE BONELESS	21250	145563	12142	143426
020422 O,CUTS OF SHEEP,FR/CHI BONE IN				252
020423 OTH BONELESS MEAT OF SHEEP F/C				28
020430 CARCASSES OF LAMB,FROZEN				431
020442 OTH CUTS OF SHEEP FROZ BONE IN			169	169
020450 MEAT OF GOATS FRESH/CHILL/FROZ		567912		
020610 EDIBLE OFFAL OF BOV ANIMAL F/C	41802	159399	22462	84621
020622 LIVERS OF BOV ANIMALS FROZEN	9050	37545	17249	128645
020629 O, EDIBLE OFFAL BOV ANI FROZEN	6019	28287	1584	6360
020680 OTH EDIBLE OFFAL OF ANIM FR/CH		42		
020690 OTH EDIBLE OFFAL OF ANIM FROZN	2391	5549		
020712 MEAT OF FOWL OF SPE GALLU FROZ				53
020713 CUTS&OFFAL OF FOWL FR/CHILL				5
020714 CUTS & OFFAL OF FOWLS FROZEN	1428	7136	1427	4112
020725 MEAT OF TURKEY FROZEN NOT CUT			88	88
020754 OTH GEESE MEAT FRESH/CHILLED		1797		
020755 OTH GEESE MEAT FROZEN				229
020890 OTH MEAT/OFFL EDIBL FR/CH/FRZ			20	20
021020 OTH MEAT BOV ANIM DRIED/SMOKED			42	42
021099 OTH EDI FLOUR/MEAL OF MEAT/OFL		5486	1968	24574
030111 ORNAMENTAL FISH RFRESHWATER	2703	16004	4640	22302
030119 OTHER ORNAMENTAL FISH		396		83
030192 EELS. LIVE(ANGUILLA SPP)		292		247
030199 OTHER LIVE FISH	587	6490		979
030219 OTH SALMO FISH,EXCL LIVER F/CH		2354	55	189
030229 O.FLAT FISH,EX.LIVER&ROES.F/CH	125	456		403
030299 OTH EDIBLE FISH OFFAL FR/CHILL		1		
030319 O.SALMONIDAE FROZ,EX.LIVER&ROE		184		125
030329 O.TILAPIAS.EX.LIVERS&ROES FROZ		8	9134	9195
030339 OTH FLAT FISH,EXCL LIVERS FROZ	17414	54061		71781
030363 COD FISH EXCL LVR/ROES FROZEN		150		318
030389 OTH FISH FROZEN EXC.LIVER&ROES		910		
030432 CATFISH F.FILLET&MEAT.FRE/CHI		29		
030441 FR/CH FILLET OF PACIFIC SALMON	634	4099	441	2506
030442 FRE/CHILL FILLET OF TROUT FISH			7	26
030449 FRESH/CHI FILLET OF OTHER FISH				642
030451 OTH FILLETS OF TILAPIAS.FRE/CH	213816	629153	185883	481152
030461 FROZEN FILLET/MEAT OF TILAPIAS				10
030462 FROZE FILLET/MEAT.CATFISH FISH	179297	622549	233603	513955
030469 FROZEN FILLET OF OTH TILAPIAS		9		
030487 FROZEN FILLETS/MEAT OF TUNAS		87		122
030489 FROZEN FILLET/MEAT OF OTH FISH		66		
030499 OT FISH FILET/MEAT FRE/CH/FROZ		2454	181	1366
030510 FLOUR,MEAL&PELTS FOR FOR HUMAN		46		19
030520 LIVERS&ROES,DRIED,SMOKED,SALT		514	3	68
030549 OTH SMOKED FISH&FILLET NOT EDI		24		

Contd.

## 10.11 Imports by Economic Categories (Detail)

(In Thousand Rupees)

Items		December, 2017	From July, 2017	December, 2016	From July, 2016
030559	OTH DRIED FISH SALT NOT SMOKED			47	47
030569	OTH FISH SALT,NOT DRIED/SMOKED		2		
030611	ROCK LOBSTER&SEA CRAWFISH FROZ	187	1101	112	253
030614	CRABS FROZEN FIT FOR HUMAN CON		779		57
030616	COLD WATER SHRIMPS&PRAWNS FROZ		1688		
030617	OTHER SHRIMPS & PRAWNS FROZEN	87	87		
030635	LI/FR/CH COLDWATER SHRIMP PRAW				5
030636	OTH LI/FR/CH SHRIMPS&PRAWNS			89	89
030711	OYSTERS LIVE RESH OR CHILLED				76
030729	OTH,SCALLOPS,CHLAMYS,FROZ,DRY		38		170
030731	MUSSELSCS LIVE,FRESH/CHILLED				61
030742	CUTTLE FISH & SQUID LIVE FRESH		1232	1716	1803
030743	CUTTLE FISH & SQUID FROZEN	1645	1645		
030830	JELLYFISH			30	30
030890	OTHER AQUATIC INVERTEBRATES			159	710
040110	MILK&CREAM OF A FAT UPTO 1%		11873	1241	6523
040120	MILK & CREAM OF A FAT 1% TO 6%	6876	42258	1557	4721
040140	MILK & CREAM.FAT-6% TO 10%				2
040150	MILK & CREAM.FAT-EXCEEDING-10%	1519	9513	339	3211
040210	MILK IN POWDER FAT 1.5%	862709	5482215	655536	5576660
040221	MILK IN POWDER>1.5% FAT	65479	556066	7320	165460
040229	OTH,MILK IN POWDER>1.5% FAT	5537	12171	4426	7632
040291	OTH MILK/CREAM NOT SOLID/SWEET	409	17991	6054	29547
040299	OTH MILK/CREAM SOLID,SWEETEND	10666	77488	5278	65245
040310	YOGURT	160	8029	168	3519
040390	BUTTER MILK,CURDLED MILK/CREAM	255	3334	1446	3128
040410	WHEY POWDER	79262	1062950	232079	1272648
040490	OTH PRODUCT CONSIST NATUR MILK	9609	172250	13964	154849
040510	BUTTER	31581	105990	10837	121111
040520	DAIRY SPREADS			6	16
040590	OTH FATS&OIL DERIVED FR MILK	13473	35655	2605	157307
040610	FRESH CHEESE	36705	151147	11694	116274
040620	GRATED OR POWDER CHEESE	24252	329257	24072	190244
040630	PROCESSED CHEESE NOT GRATED	47716	247711	43435	207590
040640	BLUE-VEINED CHEESE	274	449		
040690	OTHER CHEESE	3607	10601	110	1707
040711	FERTILIZED CHICKEN EGGS(FOWLS)		1237		
040719	FERTILIZED EGGS OF OTHER BIRDS		1504	6423	9558
040721	O.FRESH EGGS OF CHICKEN(FOWLS)		7214	37	1192
040729	OTH FRESH EGGS OF OTHER BIRDS		544		
040790	OTH BIRD EGG IN SHELL FR/COKED			62	62
040811	EGG YOLKS,DRIED	1454	11515	3932	4394
040819	EGG YOLKS,OTHER THAN DRIED	838	25243		53
040891	OTH BIRDS,EGG,NOT IN SHELL DRY	19629	166334	687	72633
040899	OTH BIRDS,EGG OTH THAN DRY		20		6
040900	NATURAL HONEY	37715	169229	31885	103554
041000	EDIBLE PRODUCT OF ANIMAL ORIGN	223	1725	465	2193
070110	POTATO SEEDS	306140	592796	139233	488548
070190	POTATOES,FRESH OR CHILLED	598	2145	294	5754
070200	TOMATOES,FRESH OR CHILLED	2303	3006430	13625	11264906
070310	ONIONS AND SHALLOTS	11498	1366645	34425	871498
070320	GARLIC	469661	4316680	1236816	7313021
070390	LEEK,OTH ALLIACEOUS VEGETABLES		1		788
070410	CAULIFLOWERS & HEADED BROCCOLI	124	427	24	483
070490	OTH;EDIBLE BRASSICAS,FRESH/CHI	117	4733		11
070511	CABBAGE LETTUCE(H-LETUC)SALAD	11959	43514		5459
070519	OTHER; LETTUCE	340	8583	347	3450
070610	CARROTS AND TURNIPS	27	11473	42	186515
070690	OTH SALAD.BEETROOT,RADISH ETC	4	1701	339	2050
070700	CUCUMBERS&GHERKINS,FRESH/CHL	6600	596567	1051	229062
070810	PEAS FRESH OR CHILLED	27	189		169

Contd.



## 10.11 Imports by Economic Categories (Detail)

(In Thousand Rupees)

Items	December, 2017	From July, 2017	December, 2016	From July, 2016
070820 BEANS (SAME),FRESH OR CHILLED		6	3083	3120
070920 ASPARAGUS,FRESH OR CHILLED	67	575	97	605
070930 AUBERGINES FRESH OR CHILLED	9	967		33
070940 CELERY OTH THAN CELERIAC,F/CHL		161	48	225
070951 MUSHROOMS,FRESH OR CHILLED	366	2633	319	2082
070959 GLOBE ARTICHOKE,FRESH/CHILLED	137	223	19	248
070960 FRUIT OF GENUS CAPSICUM F/CHLL	771	4820	777	3692
070970 SPINACH NEWZEALAND SPINACH FRE				16
070992 OTHER OLIVES FRESH OR CHILLED			35	35
070999 OTH VEGETABLES FRESH/CHILLED	136	1723	157	1475
071010 POTATO, FROZEN.		309		2711
071021 PEAS(PISUM SATIVUM),FROZEN	16	2217	3706	13683
071022 BEANS FROZEN			179	800
071029 OTH LEGUMINOUS VEGETABLES FROZ	265	567		118
071030 SPINACH,NEWZEALAND SPINACH FROZ	40	40	84	216
071040 SWEET CORN, FROZEN	2118	14240	3018	15911
071080 OTHER VEGETABLES,FROZEN	755	1712	356	1634
071090 MIXTURE OF VEGETABLES,FROZEN	13199	39360	3668	12425
071120 OLIVES PROVISIONALLY PRESERVED	313	568		20
071140 CUCUMBERS & GHERKINS PRESERVED		508		339
071159 OTH MUSHROOMS & TRUFFLES			1553	1557
071190 OTH VEGETABLES, PRESERVED	13	2482	523	725
071220 ONION; WHOLE DRIED,CUT	8585	74294	3073	69111
071231 MUSHROOM GENUS AGARICUS DRIED	210	1226	630	1732
071233 JELY FUNGI DRY CUT WHOLE SLIC	507	507		
071239 OTH TRUFFLE DRYCUT WHOLE SLIC	6451	38919	1863	59654
071290 OTH VEGETABLE MIXTURE DRIED	18129	167131	36229	159892
071310 PEAS DRIED SHELLED	1387164	3512637	639209	14309663
071320 GRAM DRY WHOLE	2666861	13593936	4674023	10567387
071331 BEANS OF SPECIES VIGNA MUNGO	39555	159346	18135	46741
071332 SMALL RED (ADZUKI) BEANS		16307		305
071333 KIDNEY BEANS,INCL WHITE BENAS	878360	4552445	739440	3073258
071339 GREEN BEANS,DRY WHOLE	27208	1091566	169465	587948
071340 LENTILES, DRY WHOLE	186311	1028733	1942534	5851536
071350 BROAD BEANS & HORSE BEAN	1976	29102	15082	42114
071360 PIGEON PEAS		3531		
071390 BLACK METPE DRY WHOLE	856221	4633681	457421	4368539
071430 YAMS FRESH,CHILLED,FROZEN/DRIE	5076	6269	18258	18262
071490 OTHER ROOTS AND TUBERS			11010	16630
080111 DESICCATED, COCONUTS	63624	512162	115193	488851
080112 COCONUT IN THE INNER SHELL		1518		
080119 COCONUT SEED	10319	54152	33860	268720
080121 BRAZIL NUT IN SHELL				704
080122 BRAZIL NUT SHELLED				1
080131 CASHEW NUT IN SHELL			16	152
080132 CASHEW NUT SHELLED	103325	477339	65322	324931
080211 ALMOND IN SHELL	182819	542565	110944	393828
080212 ALMOND,SHELLED (GIRI).	203336	1451229	199326	1015096
080221 HAZEL NUTS,IN SHELL	42	1768	5	67
080222 HAZEL NUTS,SHELLED		1	6	6
080231 WALNUTS IN SHELL(AKHROTE)	80536	266456	36479	79136
080232 WAL NUTS SHELLED(AKHROTE)	1165	1415	3446	5462
080241 CHESTNUTS IN SHELL				135
080242 CHESTNUTS SHELLED				5
080251 PISTACHIO IN SHELL	34466	381139	65726	316657
080252 PISTACHIO SHELLED	38096	83810	8918	35297
080262 MACADAMIA NUTS SHELLED		1		
080280 ARECA(BETAL NUTS)	156673	5248502	887347	5834032
080290 OTHER EDIBLE NUTS	1607	2133	630	5126
080310 PLANTAINS,FRESH OR DRIED				2085
080390 OTHER BANANS FRESH OR DRIED		1		146

Contd.

## 10.11 Imports by Economic Categories (Detail)

(In Thousand Rupees)

Items	December, 2017	From July, 2017	December, 2016	From July, 2016
080410 DATES FRESH	120507	532131	94578	335711
080420 FIGS	8137	22713	5542	26023
080430 PINEAPPLES		460	32	1506
080440 AVOCADOS	51	1015	168	987
080450 GUAVAS	7	16		1120
080510 ORANGES		4263	136	7641
080529 KINO FRESH				1262
080540 GRAPE FRUIT,FRESH OR DRIED		110		1094
080550 LEMONS AND LIMES		14	4	518
080590 OTH CITRUS FRUITS FRESH/DRIED.		48		150
080610 GRAPES, FRESH	7565	6117848	224155	7511163
080620 GRAPES, DRIED	56874	165922	49231	251848
080711 WATERMELONS		419372	1130	270300
080719 OTHER MELONS	189	76867		321000
080720 PAPAWS;(PAPAYAS/PAPITA)				286
080810 APPLE, FRESH	996779	3082202	312965	1109000
080830 PEARS FRESH	173	38539	5622	37148
080910 APRICORTS;FRESH(KHUBANI)		1038176	549	56958
080930 PEACHES,(INCLNECTR)ARROO FRESH		130	67	67
080940 PLUMS AND SLOES	97	12038	230	1508
081020 RASBERRY,BLACKBERRY,ETC FRESH		63	27	48
081030 BLACK,WHITE/RED CURRANTS&GOOSE		3096		
081050 KIWIFRUIT, FRESH	1875	4437	6680	12113
081090 POMEGRANATA,FRESH	188039	1327280	145623	1732974
081110 STRAWBERRIES,FROZEN		1572	3693	3693
081120 RASBERRY,BL.BERRY MULBERRY FRZ	7350	8371	4473	11815
081190 OTHER FRUITS AND NUTS,FROZEN		1078	206	4348
081290 OTH FRUIT/NUTS PRESERVED PROVI	10284	27772		1205
081310 APRICOTS DRIED	20490	113513	2505	56331
081320 PRUNES DRIED	4107	37643	12541	52651
081330 APPLES DRIED		4565	21	6699
081340 TAMARIND	86032	416909	47057	320016
081350 MIXTURE OF NUTS,DRIED FRUITS	360	2420	1553	8364
090111 COFFEE NOT ROAST,NOT DECAFEINE		50		2
090112 COFEE NOT ROAST,DECAFFEINATED		3	1	1
090121 COFFEE,ROAST,NOT DECAFFEINATED	8013	20229	4481	15757
090122 COFFEE ROASTED,DECAFFEINATED	458	1919		
090190 OTH COFFEE HUSKS/SKIN/COFE SUB	8831	48884	9710	38179
090210 GREEN TEA PACK < 3 KG	7102	21865	45	479
090220 OTHER GREEN TEA(NOT FERMENTED)	116852	693883	141242	560637
090230 BLACK TEA & PARTLY FERMENT TEA	44109	80642	1470	4867
090240 TEA DUST	5608038	29264042	4987518	26369056
090300 MATE		21		9
090411 PEPPER,BLACK,CRUSH NOT GROUND	215620	1633431	397961	1836031
090412 PEPPER CRUSHED OR GROUND		3233	2072	4530
090421 RED CHILLIES (WHOLE)	27	34801	3919	15191
090422 RED CHILLIES (POWDER)	3053	14648	4490	23249
090520 VANILLA CRUSHED OR GROUND		21		
090611 CINNAMON NOT CRUSHED OR GROUND	4949	23339	6785	22721
090619 OTHER CINNAMON	59019	452493	57751	356218
090620 CINNAMON & TREE FLOWER,CRUSHED		30		23
090710 CLOVES NEITHER CRUSHED/GROUND	39502	358057	85176	338628
090720 CLOVES CRUSHED & GROUND		1		
090811 NUTMEG NEITHER CRUSHED/GROUND	5228	97117	17839	53669
090812 NUTMEG CRUSHED & GROUND		9		123
090821 MACE NEITHER CRUSHED/GROUND	25335	71091	17388	34327
090822 MACE CRUSHED OR GROUND				
090831 LARGE CARDAMOMS NITHER-CRU/GRO	102944	728559	69485	710769
090832 CARDAMOMS CRUSHED & GROUND	1285	1899		738
090921 SEEDS-CORIANDER NITHER CRU/GRO	6758	228028	24179	193362
090922 SEEDS-CORIANDER CRUSHED/GROUND		4417	39	137

Contd.

## 10.11 Imports by Economic Categories (Detail)

(In Thousand Rupees)

Items	December, 2017	From July, 2017	December, 2016	From July, 2016
090931 SEEDS CUMIN.N-CRU/GRO(W.ZEERA)	83860	368945	65981	301512
090932 SEEDS CUMIN.CRUSH/GRO(W.ZEERA)	5	224	322	329
090961 CARAWAY,ANISE,FENL.,JUNI.N-CR/G	17315	104243	1603	33364
090962 CARAWAY,ANISE,FENL.,JUNI.CR/GR				2
091011 GINGER NEITHE CRUSHED/GROUND	648336	3985047	489971	2750699
091012 GINGER. CRUSHED OR GROUND	1503	2659	83	83
091020 SAFFRON, (ZAFRAN)	131	679		109
091030 TURMERIC (CURCUMA)	19658	23829	39	5490
091091 MIXTU OF PROD H-09.04 TO 09.10	1031	84069	35372	86075
091099 THYME BAY LEAVES	14546	52729	1101	18031
100111 DURUM WHEAT SEED		34	2	495
100290 OTHER RYE		576	69	1088
100390 OTHER BARLEY	5272	135153	42293	653356
100490 OTHER OATS	11406	574606	50003	301600
100510 SEED, MAIZE	1799181	2330501	1965838	2900024
100590 OTHER MAIZE (CORN)	9173	84978	18467	44624
100610 RICE SEED FOR SOWING		543		21733
100620 HUSKED (BROWN) RICE	9587	9587	709	712
100630 RICE BASMATI	3618	28088	8937	57217
100640 BROKEN RICE	10908	47550	235	235
100790 OTHER GRAIN SORGHUM(JAWAR)		292	1475	206411
100821 SEED MILLET (BAJRA)				1266
100829 OTHER MILLET (BAJRA)	39554	186567	16731	187122
100830 CANARY SEED	12572	38158	1307	10259
100850 QUINOA		101		147
100890 OTHER CEREALS		56	59	80
110100 WHEAT FLOUR	145	4759	133	570
110220 MAIZE (CORN) FLOUR	710	5192	1472	5303
110290 OTHER CEREAL FLOUR		943	169	1115
110311 GROATS AND MEAL OF WHEAT		99		91
110313 GROATS&MEAL OF MAIZE (CORN)	3443	11389	4569	14750
110319 GROATS AND MEAL OF OTH CEREAL	15	230	801	1295
110320 PELLETS OF OTHER CEREALS		67768	363	363
110412 ROLLED OR FLAKED, OATS.	47	11961	176	619
110419 ROLLED/FLAKED GRAIN/OTH CEREAL		154		
110422 OTHER WORKED GRAIN OF OATS	10949	42696	3147	20994
110423 OTH WORK GRAIN OF MAIZE (CORN)	774	6827		870
110429 OTH WORK GRAIN OF OTH CEREALS		57		10
110430 GERM OF CEREALS,WHOLE,ROL,FLAK	159	384		54
110510 FLOUR,MEAL&POWDER OF POTATOES	42663	259064	41082	253238
110520 FLAKE,GRANULE/PELLETS POTATOES	6217	27842	2384	12300
110610 FLOUR,MEAL,POWDER,DRY LEGU VEG	79	79		
110620 FLOUR,MEAL POWDER OF SAGO/ROOT		89		253
110630 FLOUR,MEAL POWDER PRD CHAPT-8	86	2348		1441
110710 MALT NOT ROASTED			1453	2437
110720 MALT ROASTED		1047	793	793
121020 HOP CONES,GROUND POWDER PELLET				3230
121120 GINSENG ROOTS				184
121229 OTHER SEAWEDS& OTHER ALGAE	3570	3570		7065
121291 SUGAR BEET				24
121292 LOCUST BEANS (CAROB)		23		
121299 OTHER FRUIT STONE&KERNELS/VEG	14	2181	3	659
121300 CEREAL STRAW & HUSKS,IN PELLET				1259
121410 LUCERNE (ALFALFA) MEAL&PELLETS			9166	9166
121490 OTH SWEDES,MANGOLDS,FODDER,HEY		1404		
130120 GUM ARABIC	2308	53079	1246	57564
160210 HOMOGENISED PREP MEAT/EDB MEAT			8	24
160231 OTH PREP/PRESV MEAT OF TURKEY	685	1249		200
160232 OTH PREP/PRESV MEAT OF FOWLS	60378	309965	80840	442341
160239 OTH PREP/PRESV,MEAT OTH POLTRY	17755	70667	475	28873
160250 OTH PREP/PRES MEAT BOVIN ANIML	1030	3808	871	2748

Contd.

## 10.11 Imports by Economic Categories (Detail)

(In Thousand Rupees)

Items	December, 2017	From July, 2017	December, 2016	From July, 2016
160290				87
160300				73
160411	833	1552	72	178
160413	12	1262	18	124
160414	300	1675	595	2527
160419	6878	24988	7160	31603
160420	4839	9081	2051	9490
160432				128
160510		246		224
160529			232	249
160552		134		
170112		193	139	294
170113		537		
170114		59		
170191	167	1708		1913
170199	27419	291727	34530	266060
170211	141964	796269	51787	513440
170219		9	3608	3786
170220	5	258		
170230	54992	392575	41141	289044
170240		4	1716	3275
170250	177	4982	576	2605
170260		1239	429	6108
170290	15278	366435	57807	357072
170390				13
170410	10933	79515	22263	158252
170490	101157	499113	114264	477480
180100	1742	1742	11	11
180310	8325	74433	26638	146577
180320				508
180400	25769	242157	25251	428010
180500	82189	716749	180120	764562
180610	1068	5679	2047	9520
180620	64331	354602	48595	387996
180631	70177	201286	33621	122508
180632	479	3627	11	1965
180690	68011	315637	50402	180024
190110	852938	5760703	677556	5050959
190120	5054	59862	9330	54011
190190	204666	2034604	387167	1676613
190211	6	310	4779	5212
190219	5883	31004	3257	21513
190220	11	27	700	712
190230	530	14926	4015	19355
190240		68	9	99
190300	4085	29912	5246	28072
190410	42936	268922	45637	206564
190420	606	1052	681	849
190430	7	7		
190490	17579	90929	16711	75509
190510	50	59	230	568
190531	15462	95802	10126	49489
190532	18220	117965	40581	143017
190540	4458	16862	3025	22386
190590	58766	303826	33997	185370
200110		1209	11	1226
200190	2253	19674	5134	17967
200210	38	251	13	561
200290	39229	241635	11250	167017
200310	12447	56112	13074	52930
200390	1005	1038	354	1173

Contd.

## 10.11 Imports by Economic Categories (Detail)

(In Thousand Rupees)

Items		December, 2017	From July, 2017	December, 2016	From July, 2016
200410	POTATO,PREP/PRSV,O/TH VINGERS	85038	624182	101530	522019
200490	OTH VEG MIX/VEG PREP O/TH VING	989	10674	2015	10907
200510	HOMOGENIZED VEGETABLES		124		710
200520	POTATO PREP O/TH VING NOT FROZ	4741	11422	1978	9088
200540	PEAS PREP O/TH VINGER NOT FROZ	1002	3755	345	5255
200551	BEAN SHELDED PREP O/TH VING N/FZ	287	3171	56	2441
200559	OTH BEAN PREP O/TH VING NOT FZ	834	5234	389	2838
200560	ASPARAGUS,PREP O/TH VING N-FZ	29	202	17	27
200570	OLIVES PREP O/TH VING NOT FROZ	23857	115769	27490	89380
200580	SWEET CORN,PREP/PRESV NOT FROZ	9566	48766	4066	29848
200591	BAMBOO SHOOTS	31	197	341	533
200599	OTH VEGE PREPARED OR PRESERVED	2679	19387	3706	16773
200600	VEG,FRUIT,NUTS,PEEL PRE BY SUG	183	1185	626	1887
200710	HOMOGENENISED PREPARATIONS	217	3784	298	1169
200791	OTH,CITRUS FRUIT COOKED PREP		679	156	210
200799	OTH JAM,FRUIT,JELLY,MARMALADE	11043	72636	11186	30913
200811	GROUND NUTS,PREP/PRESERVED	9	24011	19310	41727
200819	OTH NUTS/SEED INCL MIXTURES	56265	236435	15923	136750
200820	PINEAPPLES,PREPARED/PRESERVED	34188	276458	44395	175850
200830	CITRUS FRUIT,PREPARE/PRESERVED		45637	5846	43183
200840	PEARS,PREPARED OR PRESERVED		10286	57	2192
200850	APRICOTS,PREPARED OR PRESERVED	24	1479	5	68
200860	CHERRIES,PREPARED OR PRESERVED	595	3915	1074	10463
200870	PEACHES,PRPARED OR PRESERVED	24	5600	201	25356
200880	STRAWBERRIES,PREPARE/PRESERVED	769	8306	1531	9381
200893	CRANBERRIES		8	12	147
200897	MIXTURES OF FRUITS,NUTS&PLANTS	78762	321134	25345	221050
200899	OTH FRUITS,NUT/EDIBLE PLANTS	7650	53229	9557	60155
200911	ORANGE JUICE,FROZEN	4306	18351	10	21757
200919	OTHER ORANG JUICE	2552	39084	6016	135136
200929	OTHER GRAPE FRUIT,JUICE	2	1189	1133	2364
200939	OTH JUICE OF ANY CITRUS FRUIT	623	11588		547
200941	PINEAPPLE JUICE ,BRIX VAL=20		1419		
200949	OTHER PINEAPPLE JUICE	37373	132670	6316	124034
200950	TOMATO JUICE		32		33
200961	GRAPE JUICE INCL GRAPE MUST				2309
200969	OTHER GRAPE JUICE	78	239877	35057	175899
200979	OTHER APPLE JUICE	5274	33647	5134	57595
200981	CRANBERRY JUICE		480		
200989	OTHER JUICE OF FRUIT/VEGETABLE	20294	227075	35598	102389
200990	MIXTURES OF JUICES	2988	27737	4200	32431
210111	INSTANT COFFEE IN BULK	116444	427242	32502	215993
210112	PREP WITH A BASIS OF EXTRA/COF		708	985	1073
210120	EXTACT,ESSENCE ETC OF TEA MATE	4752	33527	4771	25885
210130	ROASTED CHICORY/OTH COFEE/SUB		13		
210210	ACTIVE YEASTS	119054	404103	80407	320216
210220	INACTIVE YEASTS,OTH SINGL CELL		1591	1228	3377
210230	PREPARED BAKING POWDERS	509	14531	45	18052
210310	SOYA SAUCE	23404	85240	21625	107320
210320	TOMATO KETCHUP/OTH TOMATOSAUCE	1299	65264	28847	86132
210330	MUSTARD FLOUR/MEAL/PREP MUSTAR	7800	51132	2360	17998
210390	OTH SAUCES PREP/MIX SEASONING	45009	207892	25740	219002
210410	SOUPS/BROTHS & PREP THEREOF	210	2300	222	2463
210420	HOMOGENISE COMPOSITE FOOD PREP	10	1254	25	347
210500	ICE CREAM,OTH EDIBLE ICE	11121	52055	4003	20751
210610	PROTEIN HYDROLYSATES	2108	4546	603	12517
210690	FLAVOURING POWDER FOR PRE FOOD	479497	3246533	417093	2582866
220110	MINERAL WATERS	2196	17351	3919	16401
220190	OTH,NATURAL/ARTIFICIAL WATERS	899	7035	928	4265
220210	AERATED WATERS CONT SUGAR	80574	356458	20018	229779
220291	NON-ALCOHOLIC BEER	7565	22998		

Contd.

## 10.11 Imports by Economic Categories (Detail)

(In Thousand Rupees)

Items	December, 2017	From July, 2017	December, 2016	From July, 2016
220299 OTH WATER CONT. SWEETENING MAT	9599	86635	9999	94594
220300 BEER MADE FROM MALT	438	3863	5287	8657
220410 SPARKLING WINE	7	4358	257	1959
220429 OTH WINE OF FRESH GRAPES>2LT	1841	2461		832
220510 VERMOUTH/OTH WINE F/GRAPE<2LTR	23	370	332	833
220600 OTH FERMENTED BEVERAGES/MXTURE				570
220820 SPIRIT OBT BY DISTIL GRAPEWINE		21		5
220830 WHISKIES		1062	979	2101
220840 RUM&OTH SPIRITS DISTILL SUGAR		4		21
220850 GIN AND GENEVA		10		
220860 VODKA	6	174	120	991
220870 LIQUEURS AND CORDIALS	93	3858	847	1854
220890 OTH SPIRIT/SPIRITOUS BEVERAGES	1	712		223
220900 VINEGAR&SUBSTITUTE,ACTIC ACID	2687	16981	2549	13309
230110 FLOURS,MEALS,PELLETS,OF MEAT			3857	80972
230120 SHRIMP MEAL	146	216		22
230210 BRAN SHARP & RESIDUES OF MAIZE				4
230230 BRAN SHARP & RESIDUES OF WHEAT	3112	6310	317	3297
230250 BRAN SHARP RESIDUE LEGUM PLANT	20205	169355	24318	155848
230310 RESID.STARCH MANUF&SIM RESIDUE			4883	46666
230330 BREWING/DISTILLING DREGS/WASTE	2341	581854	51432	138773
230400 OIL-CAKE/OTH S/RESID SOYABEAN	18820	3204804	1649809	5795811
230610 OIL-CAKE/OTH RES.COTTON SEED	180	180		120
230630 OIL CAKE/OTH SUNFLOWER SEEDS	494498	502426	474220	886675
230650 OIL CAKE/OTH RESIDUES,COCONUT		780		
230660 OIL CAKE/OTH RESIDUE,PALM NUTS	299054	2118860	31637	1310589
230690 OIL CAKE/OTH SOLID RESIDUE,VEG	2	7		212669
230800 VEG MATL & VEG WASTE,VEG RESID		17802	7924	101473
230910 DOG/CAT FOOD,PUPUP RETAILSAL	29798	183795	27278	98560
230990 PREPARATIO FOR FEED SUPPLEMENT	719984	3473352	357323	2336319
240110 TOBACCO,NOT STEMMED/STRIPPED				45
240210 CIGAR,CHEROOTS CONTAIN TOBACCO	365	1664	179	1003
240220 CIGARETTES CONTAINING TOBACCO	54	7589	3628	64235
240290 CIGAR,CHEROOTS/TOBACCO SUBST	9	13	24	60
240319 OTHER SMOKING TOBACCO		378	160	5291
240391 HOMOGENISE/RECONSTITUTE TOBACO		4991		4118
240399 TOBACCO,CHEWING	4905	8709	393	139170
271012 MOTOR SPIRIT	29539365	172934290	24578488	126444556
271019 KEROSENE	1462061	6513843	540989	2875049
293510 N-METHYLPERFLUROCT SULPH	410	644		
293520 N-ETHYLPERFLUROCTAN SULPH	355	355		
293550 OTH PERFLUROCTANE SULPHONAMIDE	1940	3162		
293590 O-TOLUENE-SULPHONAMIDE	203917	965259	154029	909334
293621 VITAMIN A ITS DERIVATIVE UNMIX	26700	219020	36455	149879
293622 VITAMIN B1/ITS DERIV UNMIXED	97296	237784	42992	184803
293623 VITAMIN B2/ITS DERIV UNMIXED	21505	124934	12798	89199
293624 D-,DL-PANTOTHENIC ACID(VITB3B5	70713	274508	25489	141795
293625 VITAMIN B6/ITS DERIV UNMIXED	77868	270788	14471	178609
293626 VITAMIN B12/ITS DERIV UNMIXED	101991	387448	29768	282525
293627 VITAMIN E/ITS DERIVATIVE UNMIX	61856	467870	46161	175899
293628 VITAMIN D/ITS DERIVATIVE UNMIX	65915	358437	32596	234596
293629 OTH VITAMIN/ITS DERIV UNMIXED	110340	665035	66050	537860
293690 OTH INTER-MIXTURE PROVITAMINS	48175	201490	6168	95600
293712 INSULINE AND ITS SALTS		52	5628	80090
293719 OTHER POLYPEPTIDE HARMONES	5299	58809	17596	76546
293721 CORTISONE/HYDRO/PREDNISON ETC	34633	193291	70062	263962
293722 HALOGENATE DERIV ADERNAL HORMN	63417	505208	99280	414542
293723 OESTROGENS AND PROGESTOGENS	7818	494677	28439	492662
293729 OTH,STEROIDAL HARMONES,DERIVAT	32036	211600	11217	119898
293750 PROSTAGLANDINS,THROMBOXANES&DR	14425	68255	13136	64776
293790 OTH HORMONES/ITS DERIVATIVES	3150	89563	4704	58704

Contd.

## 10.11 Imports by Economic Categories (Detail)

(In Thousand Rupees)

Items	December, 2017	From July, 2017	December, 2016	From July, 2016
293810 RUTOSIDE(RUTIN)/ITS DERIVATIVE		1238		1387
293890 GLYCOSIDES BASE PESTICIDES	48903	318284	79908	509770
293911 CONCENTRATES OF POPPY STRAW	22053	29818	35156	37931
293919 OTH ALKALOIDS OF OPIUM/DERVATI	24511	116958	13261	133829
293920 QUININE SULPHATE		2315		1367
293930 CAFFEINE AND ITS SALTS	2535	119531	50360	368115
293942 PSEUDEOPHEDRINE(INN)/ITS SALT	62	62		43
293949 OTHER,EPHEDRINE AND ITS SALTS	17433	145980	95559	180069
293959 OTH THEOPHYLLINE/AMINOPHLLINE	32363	132236	19307	146597
293962 ERGOTAMINE (INN) AND ITS SALTS		771		2257
293969 OTH ALKALOID OF RYE ERGOT/SALT	140789	380252	3459	15512
294000 SUGARD O/T SUCROSE/LACTOSE ETC	94140	433115	31822	270394
294110 PENCILLINE/DERV/ACID/SALT ETC	62537	301667	36426	177144
294120 STREPTROMYCIN/DERIV/SALT THROF	22281	75716	10566	41688
294130 TETRACYCLINE/DERIV/SALT THROF	63716	443451	54056	368643
294140 CHLORAMPHENICAL/DERIV/SALT	11734	150451	19495	150082
294150 ERYTHROMYCIN/DERIV/SALT THROF	176385	943597	155187	736456
294200 OTHER ORGANIC COMPOUNDS.	43640	191235	42198	183410
300190 OTH GLAND ORGAN,EXTRACT,HAPRIN		12	6	56
300211 MALARIA DIAGNOSTIC TEST KITS		21		
300212 ANTISERA/OTH BLOOD FRAC MODIFY		3903	4464	18185
300213 IMMUNOLOGICAL PROD.,UNMIX,UNPK		596		
300215 IMUNOLOGICAL PROD IN DOSE/PACK	135	702		
300219 OTH IMMUNOLOGICAL PRODUCTS		6852		
300220 TATNUS TOXIDE	3582994	10338759	1918953	11425530
300230 VACCINE VETERINARY MEDICINE	589405	3806908	427753	2265255
300290 HUMAN BLOOD	58117	348752	50691	338931
300310 MEDICAMENT PENCILLIN DERV/ACID				1546
300320 MEDICAMENT OTH ANTIBIOTICS	54591	266627	32998	108095
300339 OTH,MEDICEMENT HARMONE ANTIBTC	54329	191706	27564	71748
300390 UNANI,AYURVEDIC/OTH ORIENT MED	113633	451806	109355	796678
300410 AMPICILLIN,AMOXICILLIN-CAP/CYRU	36284	176321	3461	7066
300420 MEDICAMENT OTH ANTIBIOTICS	323449	1968407	318203	1731680
300431 MEDICAMENT INSULIN NOT ANTIBTC	490729	2600162	431887	1862979
300432 MEDICIMENT ADERN CORTC HARMONE	18844	171147	47761	170286
300439 OTH MEDICIMENTHARMONE NOT ANT	261758	998324	90438	845818
300449 MEDICAMENT ALKALOID DERV ANTI		5426	5411	15961
300450 COD LIVER OIL MEDICINAL	7935	84202	13817	835720
300460 OT ANTIMALARIAL ACTI PRINCIPLE		59948		
300490 UNANI AYURVEDIC,OTH ORIENT MED	2571628	19445086	2015821	16052970
300510 SURGICAL TAP IN JAMBO ROLLS	25086	198269	44723	261266
300590 ACRYNOL PAD	33123	175787	10255	76277
300610 VASCULAR GRAFTS	27415	662840	121761	1013032
300620 BLOOD-GROUPING REAGENTS	1036	1047	59	617
300630 OPACIFY X-RAY EXAM DIAGNOSTIC	88	4126	886	4086
300640 DENTAL CEMENT/DENTAL FILLING	12041	59149	15655	50092
300650 FIRST AID BOXES AND KITS.	388	1374	71	2041
300660 CHEMICAL CONTRACEPTIVE HORMONE		26356	11	25463
300670 GEL PREP HUMAN/VETERNARY USE	1211	27837	8585	28293
300691 APPL IDENTIFIABLE, OSTOMY USE	14190	25080	22269	48056
321519 FLOURESCENT INK	259745	1218064	228106	1083262
321590 BALL POINT/FINE LINER INK	55970	461408	27023	140111
330112 ESSENTIAL OIL OF ORANGE	5128	47648	17719	87711
330113 ESSENTIAL OIL OF LEMON		112114	62	96391
330119 OTH ESSENTIAL OIL/CITRUS FRUIT	47770	301658	45609	293190
330124 ESSENTIAL OIL OF PEPRAMINT	1436	9574	593	12650
330125 ESSENTIAL OIL OF OTHER MINTS	204	7346	1409	15593
330129 ESSENTIAL OIL OF CITRONELLA	6467	74807	17042	65728
330130 RESINOIDS	1629	5150	1452	3877
330190 CONCENTRATES OF ESSENTIAL OILS	4286	49229	8387	67376
330210 FLOUROURS/CONC FOR BEVERAGES	219744	2153412	200488	1880567

Contd.

## 10.11 Imports by Economic Categories (Detail)

(In Thousand Rupees)

Items	December, 2017	From July, 2017	December, 2016	From July, 2016
330290 MIXTURE FOR COSMETICS INDUSTRY	442243	2896539	454266	2533045
330300 EAU-DE-COLOGNE	53969	299908	71875	313835
330410 LIP MAKE-UP PREPARATIONS	19354	117968	17675	103474
330420 EYE MAKE-UP PREPARATIONS	17505	86939	14316	78637
330430 NAIL POLISH	12464	57046	13960	48866
330491 FACE POWDER	42873	278609	56613	231275
330499 FACE AND SKIN CREAM AND LOTION	244901	1200748	230240	1064622
330510 SHAMPOOS	141649	813381	383609	1486160
330520 PREP PERMANENT WAVING/STRAIGHT	13911	79799	12130	50114
330530 HAIR LACQUERS	286	10056	780	3947
330590 CREAM HAIR	123472	669419	106076	534225
330610 TOOTH PASTE	24612	209594	33556	257629
330620 YARN,CLEAN TEETH(DENTAL FLOSS)	371	2120	258	701
330690 OTH,PREP ORAL/DENTAL HYGIENE	1142	18277	4438	18733
330710 PRE/AFTER SHAVE PREPARATION	10820	82491	5425	52172
330720 PERSONEL DEDORANT&ANTIP RSPRNT	49927	361886	64019	322969
330730 PERFUMED BATH SALT/OTH PREP	843	9596	3455	7919
330741 AGARBATTI/OTH ODORIFEROUS PREP	434	1795	197	240
330749 OTH PREP PERFUMING ROOM/RELIGS	19377	144966	22982	125366
330790 CONTACT LENSE SOLUTION	12929	53387	9887	38018
340111 SOAP&ORGANIC SURFAC-ACTIV PROD	121829	887904	240792	952359
340119 OTH,SOAP ORG-SURFAC-ACT PROD	41799	89453	23049	166493
340120 SOAP IN OTHER FORMS	45352	501429	88981	427054
340130 ORGANIC SURFACE ACTIVE PRODUCT	38637	268174	27203	207053
340211 SULPHONIC ACID (SOFT)	445142	2521031	399700	2297364
340212 CATIONIC PHARMACEUTICAL GRADE	39353	111065	30578	112149
340213 ORG SURFACE ACTIVE NON-IONIC	315324	2230861	332864	1721596
340219 C A P B	15825	160316	38419	155558
340220 ORG SURF PREP PUTUP FOR R-SALE	26150	209613	38430	162311
340490 PREP WAXES INCL SCALING WAXES	123151	646469	67469	530688
340510 PO/CREAM/PREP FOR FOOTWEAR	47111	125797	10885	69830
340520 POL/CREAM/PREP, WOOD FURNITURE	625	7345	2474	10792
340530 POL/CREAM/PREP,COACHWORK/METAL	889	6968	439	8840
340540 SCOURING/PASTE/POWDER/OTH PREP	305	1060	1196	3379
340590 OTH POL/CREAM/PREP,F-WEAR/LETH	24636	113505	15016	86493
350190 OTH CASEINATE DERIV CASEN GLUE	2687	5279	1035	11863
350211 EGG ALBUMIN DRIED	980	8658		
360300 SAFETY FUSES DETONATING FUSES	7561	35089	48082	65888
360410 FIREWORKS	3525	13681		
360490 OTHER,PYROTECHNIC ARTICLES				95
360610 LIQUID/LIQUEFIE GAS FUEL	1341	7793	3799	13595
391740 FITING FOR TUBE ETC OF PLASTIC	76444	361579	43204	231141
391810 FLOOR COVERING OF POLYMERS V-C	29466	287444	21203	201692
392190 PL/SHEET POLYTHYLENE GR.03-.04	122068	911965	85645	700669
392210 BATH,SHOWER WASH BASIN OF PLAS	5032	41053	10372	45262
392220 LAVATORY SEAT/COVER OF PLASTIC	332	15520	3423	13421
392290 OTH FLASH/SIM SANITARY PLASTIC	4893	38849	6173	27378
392310 BOXES,CASES,CRATES PLASTIC	47206	289437	33174	264587
392321 SACK&BAG OF POLYMER OF ETHYL	315731	1540323	153596	837685
392329 SACKS & BAG OF OTHER PLASTICS	30382	207598	41321	155025
392330 BOTTLES	79307	434979	63508	343924
392340 SPOOLS,COPEES,BOBINS ETC PLASTC	20790	134413	42125	160727
392350 STOPPERS,LIDS,CAPS ETC OF PLAS	85581	774545	133454	807379
392390 OTH PERFORMS MADE FROM POLYE	18549	155193	10436	135472
392410 TABLEWARE KITCHENWARE OF PLAST	34541	233238	38292	229450
392490 OTH,HOUSEHOLD/TOILET ARTICLES	25218	182318	45363	146222
392510 RESERVOIRS,TANKS,VATS>300 LTRS	98	2922		1399
392520 DOOR,WINDOWS FRAME&H-HOLD PLAS	7495	46314	4557	23401
392530 SHUTTERS,BLINDS&PARTS OF PLAST	3267	14120	89	5870
392590 OTH,BUILDER-WARE OF PLASTIC,NS	59638	480356	72352	578550
392610 OFFICE/SCHOOL SUPPLY PLASTIC	40552	131995	24736	97692

Contd.



## 10.11 Imports by Economic Categories (Detail)

(In Thousand Rupees)

Items	December, 2017	From July, 2017	December, 2016	From July, 2016
392620 PLASTIC BELTS	18058	68263	12607	52463
392630 FITTING FOR FURNITUR/COACH PLA	1310	9576	2767	5687
392640 ORANMENTAL ARTICLES OF PLASTIC	94958	364348	57524	275119
400942 TUBE,PIPERUB WITH OTH.METL.FIT	6922	35067	6391	19989
401011 CONVEYOR BELTS WITH METALS	45	2712	5925	13476
401012 CONVEYOR BELTS WITH TEX-METACS	71862	427305	49715	238554
401019 OTH CONVEYON BELT OR BELTING	22206	198813	36976	220061
401031 V-BELT RIBBED VEHICLE 60-180CM	65596	286491	38885	211864
401032 V-BELTS O/THEN V-RIBBED VEHICL	27828	160422	18911	159259
401033 V-BELTS 180-240CM VEHICLES	1120	4537	2859	5305
401034 V-BELTS OTH THEN V-RIBBED240CM	194	2581	261	1988
401035 TIMING BELT VH-87 CIR.60-150CM	1125	6143	530	3688
401036 TIMING BELT VH-87 CIR150-198CM	4421	8621	63	190
401390 INNER TUBES OF AGRICUL TRACTOR	12829	86718	18018	71389
401410 SHEATH CONTRACEPTIVES	99659	824949	162207	204861
401490 OTH HYG/PHARMACEUTICAL ARTL	3602	31203	3490	24992
401511 GLOVES,RUBBER,SURGICAL	26219	221019	41620	275886
401519 OTHER GLOVES,RUBBER	66580	360251	59482	203873
401590 OTH ARTI APPRL/CLOTH ALL PURPS	2675	22181	8606	16583
401610 STOPPER, RUBBER	59318	189977	16412	99060
401691 FLOOR COVERING & MATS, RUBBER	5210	32335	3246	21309
401692 TIP ERASER OF CELLUAR RUBBER	98681	461452	116198	407200
401693 GASKETS OF RUBBER	157667	974311	138496	733229
401694 BOAT/DOCK FENDERS,OF RUBBERS	131602	216705	27	15006
401695 OTH INFLATABLE ARTICLE OF RUBB	763	5709	78	3924
401699 PRINTING BLANKETS,RUBBER	176122	1237614	191822	1062183
420100 SADDLERY&HARNESS FOR ANIMALS		1078	585	680
420211 SUITCASES,LEATHER/COMP-LEATHER	10496	79416	3076	27858
420212 TRAVEL BAGS OF PLASTIC TEX MAT	105486	481514	99445	482210
420219 OTH TRUNK,SUITCASE,VANITY-CASE	2709	12999	3523	12852
420221 HANDBAG,COMP/PATENT LEATHER	33632	429017	85896	379576
420222 HANDBAGS,PLASTIC/TAXT MATERIAL	10609	107292	10089	47633
420229 OTH HANDBAGS,WITHOUT HANDLES	58994	298141	29666	159938
420231 ARTL.CARIED.IN POCKET. LEA/COM	3214	18935	3673	18931
420232 ARTIC CARRIED IN POCK TAXT MATE	1320	6583	372	2162
420239 OTH,ARTI CRRIED IN HAND/POCKET	8938	130984	11189	47593
420291 OTH CONTAINER O/S OF LEA/COMPS	5984	19622	645	5506
420292 OTH CONTAINER O/S PLAS/TEXTILE	6757	22232	3464	13848
420299 OTH CASES VULCANISED FIB/PBOA	3158	41181	2867	29177
420310 JACKETS, LEATHER/COMP-LEATHER	8773	211533	4299	94065
420321 GLOVES/MITTENS LEATHER SPORTS	75	2039	8	74
420329 GLOVES LEATHER FANCY	6725	38755	295	15172
420330 BELTS AND BANDOLIERS	11371	88806	16940	92109
420500 BELTING CONVEYOR LEATHER/COMP	378	4965	1219	4826
430230 WHOLE SKINS&CUTTINGS ASSEMBLED	8	8		17
430310 ARTI APPAR CLOTH ACCE FURSKIN				11
430390 OTHER, ARTICLES OF FURSKINS	600	1177	29	296
430400 ARTICLE OF FUR&ARTICLE THEREOF	5824	14119	3566	13389
440131 WOOD PELLETS	2047	3975		1916
440139 SAW DUST & WOOD WASTE & SCRAP	34	1171		7738
440210 WOOD CHARCOAL OF BAMBOO NOT AG		4852		2961
441300 DENSIFIED WOOD,BLOCK,PLATE,ETC	1254	42057	537	23559
441600 CASK,BARREL,VAT,TUB&OTH PRODCT		2094		
441891 OTH PANEL OF BAMBOO	35	65		
441899 FLOURING PANELS	40541	269787	41937	239771
441911 BREAD,CHOPPING BOARD OF BAMBOO	2210	6260		
441912 CHOPSTICKS OF BAMBOO	1394	12010		
441919 OTH TABLE/KITCHENWARE OF BAMBO	1454	6136		
441990 TABLE&KITCHENWARE OF OTH WOOD	5274	19745	5003	25977
442010 STATUETTES/OTH ORNAMENT WOOD	87	2037	167	2278
442090 JEWELLERY BOXES, WOODEN	13696	56281	5989	36286

Contd.

## 10.11 Imports by Economic Categories (Detail)

(In Thousand Rupees)

Items	December, 2017	From July, 2017	December, 2016	From July, 2016
442110 CLOTHES HANGERS OF WOOD	3659	27728	1933	12424
450490 OTH, ARTICLES AGLOMERATED CORK	56	173	94	686
460121 MATS, MATTING & SCREEN OF BAMBOO	49	3991	131	5248
460192 OTH MATTING & SCREEN OF BAMBOO		493		
460193 OTH MATTING & SCREEN OF RATTAN		20		
460199 OTH PLATING MATERIAL N.E.S	532	1792		365
460211 BASKETWORK & OTH ARTICL OF BAMBO	167	2043	43	1181
460219 BASKETWORK & OTH ART OF VEG MATE	2529	4369	504	1876
481200 FILTER BLOCK, SLAB OF PAPER PULP		1063	87	1952
481310 CIGRETTE PAPER IN BOOKLET FORM				87
481490 OTHER WALLPAPER & COVERINGS.	15	3850	258	2715
481620 SELF-COPY PAPER		1175		106
481690 OTHER COYING PAPER, C/T SIZE.	726	3388	170	3599
481710 ENVELOPES	1117	6873	2382	9677
481720 LETTER CARDS, PLAIN POSTCARDS	58	563	24	775
481730 BOXES, POUCHES, PAPER STATIONERY	686	3913	1263	3036
481810 TOILET PAPER	3554	22496	4794	15413
481820 HANDKERCHIEFS, TISSUES & TOWELS	8525	60493	16242	49774
481830 TABLE CLOTHS & SERVIETTES	248	10497	6129	22018
481850 ARTICLES OF APPAREL & CLOTHING	143	1166		1128
481890 OTH ARTI LINEN, P&P GARMET/ASSE	9820	88383	2380	32490
481910 CARTON, BOXE & CASES CORRU PAPE	31521	210074	23197	120262
481920 FOLD/CARTO/BOXE & CASE, NON-CURRU	15913	112258	18563	74516
481930 SACKS & BAGS WITH BASE 40CM/MORE	571	5740	19616	122945
481940 OTH SACKS & BAGS, INCLUDING CONES	5178	54991	1780	17612
481950 OTH PACKING CONTAINERS/RE-SLEE	1664	14124	1363	7843
481960 BOX FILES, LETTER TRAYS, BOX, OFF	5141	35913	6370	31115
482010 NOTE BOOK ORDER BOOK/RECEIPTS	22083	80236	17219	53777
482020 EXERCISE BOOKS	1488	6006	952	9497
482030 BINDERS, FOLDERS & FILE COVERS	14718	58663	9028	42885
482040 MANIFOLD BUSINESS FORMS/CARBON	489	1009	84	623
482050 ALBUMS FOR SAMPLES/COLLECTIONS	609	3256	1098	2390
482090 OTH BOOK COVER, BLOTING PAD, NES	7878	105968	38552	231366
482110 PAPER DECORATION OF VEH H-8711	34148	170654	34602	194322
482190 OTH, P&P/BOARD LABLES NOT PRINT	33605	260723	41954	236542
482210 BOBBINS, SPOOLS, CAPS, PULP.	4653	24061	1	6944
482290 OTHER, BOBINS, SPOOL, CAPS ETC. PA	13962	65227	11293	92448
482320 FILTER PAPER AND PAPERBOARD	16288	55964	17060	79917
482340 ROLLS, SHEETS AND DIALS, PRINTED	1764	9524	1482	7012
482361 TRAY, DISH, PLATE, CUP OF BAMBOO		7		234
482369 OTH TRAY, DISH, PLATE, CUP, P&BORD	21750	132459	14678	89407
482370 MOULDED/PRESSED ARTICL P-PULP	3152	7337	2399	12706
482390 CARDS FOR JACQUARD MACHINES	33912	218773	29983	154809
490110 PRINTED BOOKS IN SINGLE SHEETS	2558	12755	1854	8257
490191 DICTIONARIES AND ENCYCLOPAEDIA	1237	4912	4602	10778
490199 HOLY QURAN	602418	1652714	412506	1185387
490210 NEWSPAPERS, JOURNAL 4-TIME/WEEK		80		
490290 OTHER NEWSPAPER, JOURNALS PERIO	2977	22290	4968	35193
490300 CHILDREN DRAWING/COLOUR BOOKS	4712	15483	4611	8019
490400 MUSIC, PRINTED IN MANUSCRIPT.	6	17		1
490510 GLOBES	452	1137	368	1051
490591 OTH PRNTD MATER BOOK FORM/ATLS	262	262	67	67
490599 OTH MAPS AND HYDROGRAPHIC/W-PA	421	5706	641	3401
490600 PLANS/DRAWINGS FOR ARCHITECTS	93062	778977	7054	12305
490700 UNUSED POST, REV, SIMILAR STAMP	4443	207658	4201	1461885
490810 TRANSFERS, VITRIFIABLE.	1403	7752	911	9581
490890 OTH, TRANSFERS (DECALCOMANIAS)	5959	31110	6234	29873
490900 PRINTED/ILLUSTRATED POSTCARDS	289	814	75	4150
491000 CALENDAR OF ANY KIND PRINTED.	7888	13811	8506	17121
491110 TRADE ADVERTISING MATERIAL.	20962	91072	14238	74702
491191 PICTURES, DESIGNS & PHOTOGRAPHS	607	4996	329	2916

Contd.

## 10.11 Imports by Economic Categories (Detail)

(In Thousand Rupees)

Items	December, 2017	From July, 2017	December, 2016	From July, 2016
500600 SILK YARN/ YARN SPUN WASTE NRS		67	259	259
500710 FABRICS OF NOIL SILK	3469	20255		31809
500720 OTH FAB CON>80% WT OF SILK	43658	138494	60571	481087
511111 WOVEN FABRICS CARDED WOOL,85%	129	51191	1150	74718
511119 OTH WOVEN FABRICS CARDED WOOL	6913	238254	48146	303345
511120 OTH MIXED MAN-MADE FILAMENTS		16		7940
511130 OTH MIXED MAINLY/SOLELY M-MADE		458		13502
511190 OTH WOVEN FAB CARDED WOL/HAIR	22433	394292	18698	129921
511211 WOVEN FAB.COMBED WOOL 85%/HAIR	1646	10375		36339
511219 OTH WOVEN FAB COMBED WOOL 85%>	104	107088	246	116064
511220 OTH WOVEN FAB.COM.WOLL MIX.MMF	626	12662	156	255
511230 OTH WOV.FAB.COM.WOOL MIX.M/MSF		70645	2434	17813
511290 OTH WOV.FAB.CARDE WOOL/FA-HAIR	2017	24104	25832	104233
520790 OTHER,COTTON YARN PUT UP SALE	374	1049	54	5093
520811 WOV FAB COT WT<100G/SQM UNBLEA	2	2	3	19061
520812 WOV FAB COT WT>100G/SQM UNBLEA		128576	213	247295
520819 OTHER WOVEN COTTON FAB UN-BLH	9726	28737	6823	36213
520821 WOV FAB COT WT<100G/SQM BLEACH		8572	1246	20999
520822 WOV FAB COT WT>100G/SQM BLEACH		670	50	850
520823 WOV FAB COT 3/4 THRD TWIL BLEC	44	44		
520829 OTH WOVEN FAB OF COTTON BLEACH		555	930	3000
520831 WOV FAB COT WT 100G/SQM DYED	146	1645	52	8251
520832 WOV FAB COT WT>100G/SQM DYED	305	321	40	108
520839 OTH COTON WOV FAB<2000/SQM DYE	2707	28702	1941	42942
520841 WOV FAB COT WT 100G/SQM COLOUR	939	1725	722	5665
520842 COTON WOV FAB WT>100G/SQM COLO	24150	88817	29216	124938
520843 COTTON WOV FAB 3/4 THREAD TWIL	80	80	3	3
520849 OTH WOV FAB WT 200G/SQM	1030	18925	3181	13988
520851 COTON WOV FAB 100G/SQM PRINTED	69837	447734	73342	364156
520852 COTON WOV FAB>100G/SQM PRINTED	3219	7136	11290	27983
520859 OTH COT WOV FAB 200G/SQM PRINT	1586	24440	298	51875
520911 WOV FAB COT WT>200G/SQM UNBLAC	3	79		
520912 COTTON WOV FAB 3-4THREAD UN-BL		4303		
520919 OTH COT WOV FAB>200G/SQM UNBLE	24	726	657	674
520921 COTTON WOV FAB BLEACH>200G/SQM	569	777		127
520922 COT WOV FAB 3/4THRD W>200G/SQM		73		
520929 OTH COT WOV FAB BLE W>200G/SQM	102	8193	268	697
520931 COTTON WOV FAB DYED>200G/SQM	5252	7485		
520932 COTTON WOV FAB DYED 3-4 THREAD	63	1528	350	2535
520939 OTH COT WOV FAB DYED>200G/SQM	183	3603	3523	21302
520941 COT WOV FAB>200G/SQM 85% COT			240	8188
520942 COTTON WOV FAB DENIM>200G/SQM	30609	134907	30928	145119
520943 WOV FAB 3-4-THREAD TWILL>200G				1
520949 OTH WOV FAB CONT 85% COT/YARN	7356	18647	5658	6803
520951 COTTON WOV FAB PRINTED>200GSQM		1015		
520952 WOV FAB 3-4-THREAD TWILL PRINT		75		
520959 OTH WOV FAB PRINTED>200G/SQM	744	2767	447	9829
521011 COT W-FAB MIX MMF W200G/SQMUNB		19223		2636
521019 OTH W-FAB COT MIX MF200GSQM UB		2531		302
521021 W-FAB COT MIX-MMF WT 200G/SQM		7035		569
521029 OTH W-FAB COT 85%,MMF 200G-BL		254		
521031 COT WOV FAB MX-MMF200G/SQM DYE		16644		10148
521032 W-FAB3/4THR MX-MMW 200G/MW DYE		26		400
521039 OTH W-FAD COTMX MF W200G/SQMDY	3584	13517		967
521041 W-FAB COT MX-MMF 200G/SQM	265	6948	5345	5589
521049 OTH W-FAB COT MX-MMF W200G/SQM	1797	19930		10853
521051 W-FAB COT MIX,MF W200G/SQM PRI				1111
521059 OTH W-FAB COT,MMF W 200G PRINT	12220	109705	7670	27415
521111 COT W-FAB,MX MF W>200G/SQM UNB			33	33
521119 OTH W-FABCOT,MF W>200G/SQM UNB	15306	55371	14883	47078
521120 W-FAB COT WT<85% MIX MMF-BLEA		3051		1611

Contd.

## 10.11 Imports by Economic Categories (Detail)

(In Thousand Rupees)

Items	December, 2017	From July, 2017	December, 2016	From July, 2016
521131 WW-FAB COT,MMF W>200G/SQM DYED				52
521132 WOV FAB 3-4THREAD MIX>200GDYED		1155		16397
521139 OTH W-FAB COT,MMF W>200G DYED	14169	24154	11411	56965
521141 COT W-FAB CLO YRN,MF W>200GSQM				1603
521142 W-FAB COT DENM,MX MFW>200G/SQM	7929	104885	29624	133256
521149 OTH W-FB COT CLO YRN MMF>200G		10	26886	40418
521159 OTH W-FAB COT,MF,W>200G/SQM PR	10591	52207	4431	41288
521212 OTH COT W-FAB BLECH W 200G/SQM		60		57
521213 OTH COT W-FAB DYED W 200G/SQM	49	1572	719	2936
521214 OTH W-FAB,COLOR YRN W 200G/SQM		824		608
521215 OTH W-FAB COT PRNTD W 200G/SQM		1602		
521222 OTH COT WOV FAB BLEAC>200G/SQM				463
521223 OTH COT WOV FAB DYED>200G/SQM	3240	11001	3080	7290
521224 OTH W-FAB COT COLYARN>200G/SQM				728
530890 OTH, YARN OF OTH VEG TEX FIBRE		1414		671
530911 UN-BLE/BLE FAB CON>85%WT FLX			28	28
530919 OTH WOV FAB OF FLAX 85%OR MORE		4191	640	941
530921 UN-BLE/BLE FAB 85% OR > W FLX		49		
530929 OTH WOV FAB OF FLAX<85% BY WT	1349	1349		31
531090 JUTE, HESSIAN CLOTH				306
540600 M-MADE FILAMENT YARN RETAIL-SL		184		
540710 WOV FAB HI-TENACI YRN NYLON PO	22255	248503	28300	159867
540720 WOV FAB OBTAIN FROM STRIP,LIKE	12078	96377	22196	187458
540730 FAB PARALLEL SYNTH FILAMENT		80	61	487
540741 FAB 85% OR MORE NYLON FILMENT		4198	7146	15370
540742 OTH FAB 85% OR MORE DYED	21303	398045	350260	1474724
540743 OTH W.FAB NYL FLAMT WT>85% DYE	49	437		431
540744 OTH W.FAB FILA DIF COL NYL>85%	3652	29239	5947	45510
540751 OTH W.FAB TEXTURED POLY U-BLEA	56118	669351	84143	747325
540752 OTH W.FAB TEXTUR POLY DYED 85%	681280	3998636	710708	4556604
540753 OTH W.FAB DIF COL TEXTUR POLYS		292	2545	27683
540754 OTH FAB TEXT POLY FIL PRINTED	514762	2262736	108415	397182
540761 OTH FAB,NON-TEXT POLY FILAMENT	53975	361797	96005	432395
540769 OTH FAB POLY FIL TEXTILE MAT	19306	85576	15886	205899
540771 OTH WOV FAB SYNTH FIL BL/UN-BL		4332	769	131235
540772 OTH WOV FAB SYNTH FIL DYED 85%	287	2245	131	1039
540773 OTH W.FAB DIF COL SYN FILA PRI		1399		424
540774 OTH WOV FAB SYNTH FIL PRINTED			4600	4825
540782 OTH WOV FAB MIXED COTTON DYED	13380	60473	715	1516
540783 OTH FAB SYN TEXMAT COLOR DYED	501	8306		197
540784 OTH FAB SYN TEX SQM MATERUAK	7029	20722	3986	68839
540791 OTH WOV FAB SYN F/L UN-BLECHED				580
540792 OTH WOV FAB SYN F/L NS DYED	12361	16745	767	13456
540793 OTH WOV FAB SYN F/L NES COLOUR	123	783		192
540794 OTH WOV FAB SYN FIL NES PRINT	34376	150601	6970	56129
540810 W.FAB HIGH TENCITY YRN VIS,RAY		614	736	736
540821 OTH WOV FAB ART. FIL BL/UN-BL	11209	91659	43588	108287
540822 OTH WOV FAB ART. FIL DYED	13819	42166		107
540823 OTH WOV FAB DIFFERENT COLOUR		3715		2614
540824 OTH WOV FAB ART. FIL PRINTED	20387	130952	76	12968
540831 OTH WOV FAB ART. FIL UN-BLECHE				186
540832 OTH WOV FAB ART. FIL YARN DYED		291		
551211 WOV FAB-SYN STAPLE FIBR.UN-BLE		5030		
551219 OTH WOV FAB OF SYN STAPLE FIB	5935	135687	34537	107280
551229 O/W-FEB ACR STA FIB>85%WT ACRY	52	6183	745	6913
551291 WOV FAB SYN STAP FIB UN-BLECH		507		171
551299 FAB>85%W DIS SYN FAB UN-BLECHE	1379	6417	802	9119
551311 W.FAB SYN.S.FIB COT.170G.U-BL	56	164	827	2720
551312 3/4-TH.TWIL-COT<170G.P.S.F.U-B	708	2015		
551319 O/W-FAB-S.S.F-COT-170G.UN-BLE		403		
551321 W-FAB SYN STA FIB MX COT DYED	29	4569		5583

Contd.

## 10.11 Imports by Economic Categories (Detail)

(In Thousand Rupees)

Items	December, 2017	From July, 2017	December, 2016	From July, 2016
551323 POLYS,COT,STAP FIB<170G DYED	295	28675		4279
551329 OTH FAB SYN STAP FINRE DYED		4842		2947
551331 WOV FAB SYN STAP FIB COLOUR YR		4985		4446
551339 OTH WOV FAB STAP FIB<170G/SQM	1186	1186		283
551341 WOV FAB POLY STAP FIB PRINTED		286		
551349 O/W-FAB SYN STAP FIB MIX COTON	51	963	147	4684
551411 WOV.FAB P.S.F<85%.C>170G.UN-BL		16		5393
551419 O/W-FAB-S.S.F-COT>170G.UN-BLE		1225		
551421 W-F POLY STAP FIB<85% DYED	704	29488	1564	20051
551422 W-F POLY STAP FIB 3/4THRD DYED	232	29772	447	11857
551423 OTH FAB POLY FIB MIX COT DYED	1920	6194		11531
551429 OTH FAB<85% MIX COT SYN FIB		13486		2390
551430 3-4THREAD TWILL DIF COLOUR-PSF		9292		5045
551441 W-F SYN FIB<85% MIX COT PRINT				950
551442 W-F POL FIB MIX COT 3-4T PRINT	10298	17687		
551443 O/W-FAB POL FIB MIX COT PRINT			418	1165
551449 O/W-FAB SYN MIX COT>170G PRINT	23034	50772	12	4516
551511 O/W.FAB.P.S.F-MIX-VISC.UN-BLEC	7474	247353		84259
551512 O/W.FAB.P.F- MIX-M.M.F.UN-BLEC		36332		
551513 O/W FAB P.S.F.MIX WOL/F-HAI,BL	24869	160828	10989	151165
551519 O/W FAB POLY STAP FIB UN-BLECH		783		
551521 WOV FAB ARCYL FIB MIX.M.M.F.BL		321		229
551529 O.WOV FAB- ARCYLIC FIB UN-BLEC		6805	2160	23637
551591 O/W FAB SY.FI. M-M.FILA.UN-BLE				2976
551599 O.WOV FAB OF M.M.FILA.UN-BLECH	55	1401		532
551611 W-FAB ARTI FIB 85%>BL/UN-BLEA		9766	6114	60256
551612 W-FAB ARTI >85% BY WEIGH,DEYED	34235	1070558	320928	2285564
551613 W-FAB ARTI FIB>85% WT DIFF-COL		6994	5526	5526
551614 W-FAB ARTI FIB>85% WT PRINTED	147505	1499292	760790	4105308
551621 W-FAB ART FIB<85%WT MM.FILAM				39
551622 W-FAB ART FIB<85% WT MM-F DYED	21	165	503	2232
551623 W-FAB ART FIB<85%WT D-COL,MM-F		276		824
551624 W-FAB ART FIB<85%WT MM-F PRINT				5480
551632 W-FAB ART FIB<85%WT,WOL/HAI DY			528	6273
551641 W-FAB ART FIB<85%WT COT UNBL/B				1165
551642 W-FAB ART FIB<85%WT MX COT DYE	163	2618		2854
551643 W-FAB ART FIB<85%WT MIX COTTON		1864		
551644 W-FAB ART FIB<85% WT MIC PRINT			845	9723
551691 W-FAB ART FIB<85%WT UN-BLE/BLE	3036	3036		3829
551692 W-FAB ART FIB<85%WT MIX O/F DY	90	2390	44	15515
551693 W-FAB ART FIB<85%WT D-COL,O/FI		333		
560130 TEXTILE FLOCK,DUST & MILL NEPS	1787	9340	4180	10396
560210 NEEDLELOOM FELT STICH-BOND FIB	28007	72603	2437	50668
560221 FELTS OF WOOL/HAIR,NOT COATED		917		282
560229 FELTS OTH TEXT MATE, NOT COATD		1167	57	1818
560500 METALLISED YARN,TEXTILE YARN	384032	2028989	308637	1973974
560900 ARTICLES OF YARN,STRIP ROPE	594	5100	1179	8003
570110 CARPETS OF WOOL, HAND KNOTTED	49448	183735	12515	63556
570190 CARPETS,KNOT OF OTH TEX MATERL		351	1	411
570210 KECM,SCHUMACKS,KARAMAE.ETC.	4360	13701	2135	11205
570220 FLOOR COVERING COCONUT FIBRES				475
570231 CARPETS F/COV.PILE CONS,M/MADE		4136		
570232 SYNTHETIC TURF SPORTS FIELDS		9686	822	6753
570239 CARPETS ECT.AOT.MADE O/TEX MAT		2224		
570241 CARPETS, (MACHINE MADE)		2040	599	5445
570242 SYNTHETIC TURF SPORTS FIELDS	87109	325281	58300	217705
570249 CARPETS ETC.MADE OTH.TEX MATEL				107
570299 RUGS OF COTTON	1	639		21
570310 CARPET ETC WOOL/FINE ANIM HAIR				6952
570320 SYNTHETIC TURF SPORTS FIELDS.	18959	111479	14412	79740
570330 SYNTHETIC TURF SPORTS FIELDS.	81336	406648	56815	263215

Contd.

## 10.11 Imports by Economic Categories (Detail)

(In Thousand Rupees)

Items	December, 2017	From July, 2017	December, 2016	From July, 2016
570390 CARPET/TUFT CARS/VEH O-TEX MAT	219	833	58	573
570410 TILES, < 0.3 SQM AREA.		6329		3447
570490 OTH CARPETS ETC.FELT N/TUFTED	30244	191779	85378	306229
570500 OTH CARPETS&OTH FLOOR COVERING	102	8294	8227	21934
580110 WOV.PILE FAB.CHENILLE FAB.WOOL		2991		351
580121 UNCUT WEFT PILE FAB.OF COTTON.				690
580122 CUT CORDUROY, OF COTTON	765	21034		8344
580123 OTH WEFT PILE FAB.OF COTTON.		176		
580126 CHENILLE FABRICS, OF COTTON	1137	6908	6842	25339
580131 UNCUT WEFT PILE FAB.M-MADE FIB			19529	27456
580132 CUT CORDUROY, MAN-MADE FIBRES.		9906		18421
580133 OTH WEFT PILE FAB.M/MADE FIBRE	1747	1879		3334
580136 CHENILLE FAB. MAN-MADE FIBRES.	10420	33007	23224	113044
580137 WARP PILE FABRICS OF COTTON	7817	49329	1892	6083
580190 OTH PILE&CHENILLE FAB.TEX.MAT	150077	590705	126472	494675
580219 OTH TERRY TOWEL/FABRICS,OF COT		128	39	957
580220 TERRY TOWEL/FABRICS, TEX.MAT		35	2	273
580230 OTH TUFTED TEXTILE FABRIC				
580300 GAUZE,OTHER THAN NARROW FABRIC		3		109
580410 TULLES AND OTHER NET FABRICS	21019	141455	4566	21301
580421 LACE MACHINE MADE,M-MADE FIBRE	6105	16629	4097	8447
580429 OTH,LACE MACHINE MADE,OTH MAT.	87248	355263	74681	273542
580430 LACE HAND MADE	154	718		895
580610 WOV.PILE FAB.& CHENILLE FABRIC	413	6185	64	2454
580620 OTH WOV. FAB. ELASTOMERIC YARN	14550	79017	32512	88209
580631 OTH NARROW WOV FAB, OF COTTON.	256	2608	655	3447
580632 OTH NARROW WOV FAB,M/MADE FIB.	46870	283525	27017	198268
580639 OTH,NARROW WOV.FAB,TEX.MAT	1958	8848	570	20266
580640 OTH FABRICS,WARP W/OUT WEFTASM				77
580710 BADGES, WOVEN	82128	566309	96232	446375
580790 OTH,LABELS,BADGES&ART.TEX/MAT	16911	138850	20021	126870
580810 BRAIDS IN THE PIECE		418	8	1249
580890 OTH,ORNAMENTAL TRIM,TASSEL ETC	4953	7836	459	7643
580900 WOV FAB.OF METAL TAREAD/YARN.	110	127		16
581010 EMBROIDERY W/OUT VISIBLE GROND	335	459	8	8
581091 OTHER EMBROIDERY,OF COTTON		1255	380	13452
581092 OTH EMBROIDERY,M-MADE FIBRES		17847		6566
590190 BUCKRAM	70096	438947	55752	368332
590210 TYRE CORD FAB HIT.YARN NYLPLMD	178527	893671	128464	839044
590220 TYRE CORD FAB H/T YARN POLYSTR	24137	121535	23356	119619
590390 OTH,TEX FAB IMP,LAM, PLASTIC.	273597	1454368	434710	1816211
590410 LINOLEUM			955	955
590800 TEX WICKS,WOVEN,LAMP,LIGHTERS	25	108	77	1054
590900 TEX HOUSE PIPING/TEX TUBING.	6534	67013	1435	26647
591190 O-DRYER SCREEN, PAPER MAKING	43177	240435	63120	204638
600110 LONG PILE FAB,KNIT/CROC.UN-BLE	1538	16730	3047	7948
600121 LOOPED PILE FAB,COTTON.UN-BLEC			229	852
600122 LOOPED PILE FAB,M.M.FIB.UN-BLE	516	4846		49379
600129 LOPED PILE FAB,O-TEX MAT.UN-BL	1806	34528	4678	32000
600191 PILE FAB,KNIT/CRO OF COT.UN-BL		2836		521
600192 PILE FAB,KNIT/CRO,M-M-F.UN-BLE	1941739	8504310	1614381	7113074
600199 PILE FAB,KNIT/CROCH,O-T.M.UNBL	97961	191027	5639	48451
600240 KNIT CROCH FAB<30CM,ELASTOME5%		29760		
600290 OTH,KNIT/CROC FAB<30CM,ELAST5%	268	7188		11233
600310 KNIT/CRO FAB WOL/H W-30CM.UNBL	2070	2128		2
600330 KNIT/CRO SYN-FIB W-30CM.UN-BLE				1167
600340 KNIT/CRO ART-FIB W-30CM.UN-BLE				24
600390 O.KNIT/CRO FAB W-30CM.UN-BLE		281		1058
600410 KNIT/CRO FAB WD>30CM ELASTYR5%	17543	92007	13541	37847
600490 OTH KNIT/CRO FAB WD>30CM ELAST	6860	30284	3140	21796
600521 WRAP KNIT FAB OF COT UN-BLECHE	994	10018		780

Contd.

## 10.11 Imports by Economic Categories (Detail)

(In Thousand Rupees)

Items	December, 2017	From July, 2017	December, 2016	From July, 2016
600522 WRAP KNIT FAB OF COTTON DYED		56342	4235	7170
600524 WRAP KNIT FAB PRINTED		741		7348
600535 WRAP KNIT FAB SYNTHETIC FIBRE	12311	79130		
600536 WRAP KNIT FAB SYN.FIB UN-BLE	5617	66189	22968	68517
600537 WRAP KNIT FAB SYN.FIBRE DYED	80943	326588	487058	1914373
600538 WRAP KNIT FAB SYN.FIB DIF COLO			53	798
600539 WRAP KNIT FAB SYN.FIB PRINTED	331	193517	2	68661
600541 WRAP KNIT FAB ART FIB UN-BLEAC	1653	1653		
600542 WRAP KNIT FAB ART FIB DYED	3591	50609		19054
600544 WRAP KNIT FAB PRINTED	24400	52355		6567
600590 WR KN FAB O/TH H6001,6004.UNBL	23253	214036	26621	56443
600621 OTH KNIT/CRO FAB COTTON UN-BLE		308		1639
600622 OTH KNIT/CRO FAB COTTON DYED		2511		237
600624 OTH KNIT/CRO FAB COTON PRINTED		678		8911
600631 O-KNIT/CRO FAB SYN.FIB UN-BLEA	36825	116354		3753
600632 OTH KNIT/CRO FAB SYN.FIB DYED	616577	3078154	442498	1434540
600633 OTH KNIT/CRO FAB SYN.FIB COLOR	14151	22051	6033	13842
600634 OTH KNIT/CRO FAB SYN.FIB PRINT	38571	147951	4534	17008
600642 OTH KNIT/CRO FAB ART FIB DYED	156	745		3088
600643 OTH KNIT/CRO FAB ART FIB COLOR		327		1019
600644 OTH KNIT/CRO FAB ART FIB PRINT				7191
600690 OTH KNITTED CROACHE FAB.UN-BLE	11906	71183	15715	69273
610120 MEN/BOYS OVERCOAT/SIM ARTICLE		1876	3628	5424
610130 MEN/BOYS WIND JACKET/SIM ART.	75	2574	20	1026
610190 OVERCOAT ETC.MEN OTH TEX KNIT.	1967	14645	2514	13709
610210 APPAREL/CLOTH/ACCESSORIES,WOOL		229		
610220 APPAREL/CLOTH ACCES,OF COTTON,	15	1134	20	704
610230 APPAREL/CLOTH ACCES,M-MADE FIB	1466	5206	23887	173225
610290 APPAREL/CLOTH OF TEX MATEL,	182	1031	88	11735
610310 SUITS MEN'S/ BOYS KNITTED/CROC	2687	33725	8121	46684
610322 MEN/BOYS,ENSEMBLE,COTTON,KN/CR	1010	3393	97	455
610323 MEN/BOYS,ENSEMBLE SYN/FIB,KNIT		162		13
610329 MEN/BOYS,ENSEMBLE OTH TEX MAT,	336	4083	2200	11508
610331 JACKET/BLAZER MEN/BOY,WOOL F/H	11	1094	128	128
610332 JACKET/BLAZER MEN/BOY COT/KNIY	37434	84919	5164	57321
610333 JACKET/BLAZER MEN/BOYS SYN FIB	8	4660	14	15334
610339 JACKET/BLAZER MEN/BOYS OTH TEX	12376	264573	10537	347203
610341 TROUSERS,ETC.MEN/BOYS WOOL F/H				432
610342 TROUSERS,ETC.MEN/BOYS COT/KNIT	1852	11601	5568	13061
610343 TROUSERS,ETC.MEN/BOYS SYN FIB		763		1561
610349 TROUSERS,ETC.MEN/BOYS TEX MAT	5039	104555	19982	169473
610413 WOMEN/GIRLS,SUITS SYN FIBLE.			7	7
610419 WOMEN/GIRLS,SUITS OTH TEX MAT	418	12644	1647	18235
610422 WOMEN/GIRLS,ENSUMBLE,COTT/KNIT		206		66
610429 WOMEN/GIRLS ENSEMBLE,TEX MAT	326	1411		627
610431 JACKETS/BLAZER W/GIRL WOL K/CR	822	1070		3
610432 JACKET/BLAZER W/GIRL COT KN/CR	289	6382	93	3481
610433 JACKE/BLAZER W/GIRL SYN KN/CR	1142	19377	1022	6017
610439 JACKE/BLAZ W/GIRL OTH TEX K/CR	3232	91850	268	23723
610441 DRESSES W/GIRL WOOL/HAIR KN/CR				7
610442 SHISHA EMBROIDERED DRESS COTTO	5239	20197	152	5349
610443 DRESSES W/GIRL SYN FIB KNIT/CR	207	1351	18	159
610444 DRESSES W/GIRL ARTFIB KNIT/CR		149		59
610449 DRES W/GIRL OTH TEX MAT KNT/CR	509	2148	193	2245
610452 SKIRTS/D-S W/GIRL COT KNIT/CRO	20	57	4	21
610453 SKIRTS/D-S W/GIRL SYN KNIT/CRO		253		4
610459 SKIRTS/D-S W/GIRL OTH TEX K/CR	37	531	16	1120
610461 TROUSERS ETC OF WOOL/HAIR KNIT	20	20		
610462 TROUSERS ETC OF COTTON KNI/CR	1671	10112	585	4670
610463 TROUSES ETC OF SYN FIB KNITED	1299	5285		1549
610469 TROUSERS ETC OF OTH TEX MAT KN	2403	13863	1009	4351

Contd.

## 10.11 Imports by Economic Categories (Detail)

(In Thousand Rupees)

Items	December, 2017	From July, 2017	December, 2016	From July, 2016
610510 SHIRTS MEN/BOYS COTT KNIT/CRO	9289	42218	1277	27405
610520 MEN/BOYS SHIRTS M-MAD FIB K/CR	10690	319437		4362
610590 MEN/BOYS SHIRTS O/TEXTILE K/CR	17579	262792	13621	269814
610610 W/GIRL SHIR/BLOUSES COT KN/CRO	2848	10186	407	8249
610620 W/GIRL SHIR/BLO M/MADE FIB K/C	17	838	831	33714
610690 W/GIRL SHIR/BLOU OTH TEXMATK/C	789	8027	301	5892
610711 UNDERPANTS ETC M/BOY COT KN/CR	1187	9597	569	6633
610712 UNDERPANT ETC M/BOYS M/MAD FIB	66	146		15
610719 UNDERPANT ETC M/BOYS OTH T/MAT	327	884	15	1355
610721 NIGHTSHIRTS OF COTTON,	382	1552	204	1366
610722 NIGHTSHIRT OF MAN-MADE FIB KNT		11	118	147
610729 NIGHTSHIRT/PYJAMAS OTH TEX MAT	2136	14152	557	3493
610791 BATHROBES ETC OF COTTON M/BOYS		454	27	1807
610799 BATHROBE ETC OF OTH TEX KN/CRO		1774	76	1732
610811 WO/GIRL SLIP,PETTICOAT KNIT/CR		13		
610819 SLIP PETTICOAT OTH TEX MATERIA	27	27		
610821 W/GIRL BRIE/PANTIES COT KN/CR	190	787		346
610822 W/GIRL BRIEF/PANTIES M/MAD FIB	170	341	292	961
610829 W/GIRL BRIEF/PANTIES OTH T/MAT	100	2741	921	1717
610831 W/GIRL N-DRESS/PAJAMA COT KN/CR	1779	6797	131	823
610832 W/GIRL N-DRESS/PAYJAMS M/M FIB	119	403		
610839 W/GIRL N-DRESS/PAJAMAS TEX MAT	810	6033	218	5259
610891 BATHROBE W/GRL COTTON KNIT/CRO	39	160		1
610892 BATHROBE W/GRL MAN-MADE KN/CRO	129	242		228
610899 BATHROBE W/GRL OTH TEX KNI/CRO	82	684	69	680
610910 T-SHIRT,SINGLETS,WAISTCOT K/CR	10492	68936	5211	47538
610990 BALUCHI/PESHAW VEST O/TEX KN/C	10333	51447	3827	46584
611011 JERSEY,PULOVER,CARDIGAN,WOLLEN	48	13349		17535
611012 JERSEY,ETC. WOOL, KASHMIR GOAT		6		3
611019 OTH JERSEY PULOVER ETC.WOOLEN	1927	136949	3241	128096
611020 JERSEY, PULOVER ETC.OF COT K/C	12930	73229	500	47372
611030 JERSEY, PULOVER M/MADE FIB K/C	2542	32862	519	23744
611090 JERSEY,ETC. OTH TEXT. MATERIAL	1363	63842	9096	345690
611120 BABY GARMENT OF COTTON KNIT/CR	9226	86328	3141	24395
611130 BABY GARMENT OF SYN FIB KNI/CR	915	11714	2361	36143
611190 BABY GARMENT OF OTH TEX KNI/CR	72278	677143	120973	778033
611211 TRACK SUITS COTTON KNIT/CROCH	583	638	2363	2725
611212 TRACK SUITS SYB FIB KNIT/CROCH	2084	3610		691
611219 TRACK SUITS OTH TEX MAT KNI/CR	3402	4846	600	2016
611220 SKI SUITS OF WIMEN KNIT/CROCHD		37		26
611231 MEN/BOYS SWIMWEAR SYN FIB K/CR	115	358		
611239 MEN/BOYS SWIMWEAR OTH TEX K/CR		803		882
611241 WOM/GIRL SWIMWEAR SYN FIB K/CR	2	2	363	445
611249 WOM/GIRL SWIMWEAR OTH TEX K/CR		291	99	203
611300 GARMENT MADE UP KNIT/CROCH FAB	14	14		59
611420 OTH GARMENT COTTON KNIT/CROCH	20	430	24	6747
611430 OTH GARMENT MAN-MADE FIB KN/CR	209	5002	298	645
611490 OTH GARMENT,OTH TEX MAT KN/CRO	1396	11839	1111	23019
611510 SOCKS	15705	238720	15112	299387
611521 O-PANTY HOSE&TIGHTS S-FIB<67DX	473	5125	88	2298
611522 O-PANTY HOSE&TIGHTS S-FIB>67DX	16	194		244
611529 O-PANTY HOSE OTH-TEXTILE MATE	21038	122986	22983	69525
611530 OTH W-MEN SOCKS DECITEX- 67/SY	3986	51938	4988	89938
611594 OTH HOSIERY WOOL/FINE ANI HAIR		67		
611595 OTH HOSIERY OF COTTON	1325	43667	470	7931
611596 OTH HOSIERY OF SYNTHETIC FIBRE	191	2468	22	22
611599 OTH HOSIERY OF OTH TEX MATERIL	1829	7344	2293	9891
611610 GLOV,MITTEN,ETC PCAS/RUBER K/C	503	6915	313	1957
611691 GLOVE,MITTN,MIT KN/CR WOL/HAIR		46	88	88
611692 GLOVE,MITTENS ETC KN/CROC COTT	125	1082	52	923
611693 GLOVE,MITTENS ETC KNIT SYN FIB	211	14919	5714	9979

Contd.



## 10.11 Imports by Economic Categories (Detail)

(In Thousand Rupees)

Items	December, 2017	From July, 2017	December, 2016	From July, 2016	
611699	GLOVE,MITTENS ETC KNIT TEX MAT	380	12915	3125	16164
611710	SHAWLS, KNITTED OR CROCHETED	6080	44242	1499	44637
611780	OTH MADE UP CLOTHING ACCESRIES	388	3313	247	1615
611790	PARTS OF GARMENT OR CLOTH ACSS	448	3815	1153	1817
620111	MEN/BOYS OVERCOAT WOOL NOTKNIT	57	963		16
620112	MEN/BOYS OVERCOAT COT NOT KN/C		2993	88	97
620113	OVERCOAT MAN-MADE FIB NOT KNIT	153	792		754
620119	OVERCOAT SIM ART OTH TEX MATER	9482	13331	549	9650
620191	OTH OUTER GARMENT WOOL MEN/BOY		232		1074
620192	OTH OUTER GARMENT COT MEN/BOYS	99	9668		9162
620193	OTH OUTER GAR M/MADE FIB M/BOY	1849	7978		4425
620199	OTH OUTER GAR OTH TEX MAT M/BY	1823	6195	222	7316
620211	OVERCOAT ETC W/GRL WOOL N/KNIT		990		112
620212	OVERCOAT ETC W/GRL COT N/KNIT	56	508	146	820
620213	OVERCOAT ETC W/GRL M/MAD N/KNIT	165	3891	8	1859
620219	OVERCOAT ETC W/GRL O/TEX N/KNIT	19	23055	485	2936
620291	SKI/JACKET W/GRL WOOL NOT KNIT	111	234		28
620292	SKI/JACKET W/GRL COT NOT KNIT		18		44
620293	SKI/JACKET W/GRL M/MADE N/KNIT	216	1632		471
620299	SKI/JACKET W/GRL TEX MAT N/KNIT	195	1226	118	2654
620311	SUIT MEN/BOYS OF WOOD NOT KNIT	419	8401		4002
620312	SUIT MEN/BOYS SYN FIB NOT KNIT	16439	87701	2690	30225
620319	SUIT MEN/BOYS COTTON NOT KNIT	8473	108975	5309	100377
620322	ENSEMBLE MEN/BOY COT NOT KNIT	5116	15005	1436	7741
620323	ENSEMBLE MEN/BOY SYN FIB N/KNIT	289	2442	50	1087
620329	ENSEMBLE MEN/BOY OTH TEX N/KNIT	2325	22821	168	15517
620331	JACKET ETC MEN/BOY WOOL N/KNIT		4058	1	7288
620332	JACKET ETC MEN/BOY COT N/KNIT	2302	15560	2532	7824
620333	JACKET ETC MEN/BOY SYN FIB N/K	1864	36388	243	7257
620339	JACKET ETC MEN/BOY OTH TEX N/K	24719	175125	5455	186732
620341	TROUSER (INCLUDING SHALWAR)	7268	24288	1734	10138
620342	OTH TROU BIB M/BOY COTT N/KNIT	17986	101931	9764	96444
620343	OTH TROU BIB M/BOY SYN N/KNIT	851	51261	198	10289
620349	OTH TROU BIB M/BOY TEXT N/KNIT	20429	99257	10791	69595
620411	SUIT WOMEN/GRL OF WOOL N/KNIT	121	121		33
620412	SUIT WOMEN/GRL OF COT N/KNIT	5	2081		104
620413	SUIT WOMEN/GRL OF SYN N/K		1663		648
620419	SUIT WOMEN/GRL OF TEX MAT N/K	3033	16569	7769	34009
620422	ENSEMBLE WOMEN OF COT N/KNIT		288		4
620429	ENSEMBLE WOMEN OF TEX FIB N/K	229	832	61	479
620431	JACKET W/GRL OF WOOL NOT/KNIT		198		
620432	JACKET W/GRL OF COT N/KNIT	94	1200		4359
620433	JACKET W/GRL OF SYN FIB N/KNIT	2862	8296		8465
620439	JACKET W/GRL OF TEX MAT N/KNIT	6268	16207	44	2937
620441	DRESSES W/GRL WOOL NOT KNITTED		2		
620442	SHISHA EMBROIDERED DRESS COTTO	2795	17104	728	12857
620443	DRESSES W/GRL SYN FIB NOT KNIT	348	1660	26	1299
620444	DRESSES W/GRL ART FIB NOT KNIT	35	668		5454
620449	DRESSES W/GRL TEX FIB NOT KNIT	36	1013	203	3741
620451	SKIRTS W/GRL WOOL NOT KNITTED		66		
620452	SKIRTS W/GRL COTTON NOT KNIT	171	883	38	462
620453	SKIRTS W/GRL SYN FIB NOT KNIT	22	161		21
620459	SKIRTS W/GRL TEX FIB NOT/KN/CR	3519	11190	48	266
620461	TROUSER W/GRL WOOL NOT KNIT/CR				13
620462	GHAGRA OF COTTON	4289	26352	238	11058
620463	GHAGRA OF SYNTHETIC FIBRES	2012	6558		233
620469	GHAGRA OF OTH TEXTILE MATERIAL	7585	38300	2735	70781
620520	BALUCHI KAMEEZ OF COT MEN/BOY	17138	82210	16278	51774
620530	SHIRTS MEN/BOYS OF M/MAD N/KNIT		1535		376
620590	SHIRTS MEN/BOYS OF WOOL/H N/K	14243	62287	7667	28198
620610	BLOUSES W/GRL SILK NOT KNITTED		12		3618

Contd.

## 10.11 Imports by Economic Categories (Detail)

(In Thousand Rupees)

Items	December, 2017	From July, 2017	December, 2016	From July, 2016
620620 BLOUSES W/GRL WOOL NOT KNITTED		714		
620630 MULTANI CHOLI OF COTTON W/GRL	3353	22756	2556	5869
620640 MULTANI CHOLI M-MADE FIB W/GRL	1508	12740	55	3715
620690 MULTANI CHILI OTH TEX MATERIAL	354	6636	1539	6645
620711 UNEDERPANT ETC M/BOR COTTON			865	4301
620719 BALUCHI/PESHAW VEST O-TEX N-K	613	1119	12	288
620721 NIGHTSHIRT/PYJAMA MEN COT N/K		292		50
620722 NIGHTSHIRT/PYJAMA MEN M/MAD NK	69	69		
620729 NIGHTSHIRT/PYJAMA MEN T/MAT NK	54	135	8	726
620791 BATHROB ETC MEN COTTON N/KNIT	67	83		21
620799 BATHROB ETC MEN TEX MAT N/KNIT	653	2494	77	4718
620811 SLIPS/PETTICOAT W/GRL COT N/NK				417
620819 SLIPS/PETTICOAT W/GRL T/MAT NK		41		2607
620821 NIGHTDRESS/PYJAMA WOMEN COT NK	161	1467		471
620822 NIGHTDRESS/PYJAMA WOMEN M/M NK	174	2683	95	178
620829 NIGHTDRESS/PYJAMA WOMEN T/M NK	564	7863	1039	12256
620891 BATHROB ETC W/GRL COTTON N/NK	250	1547	87	854
620892 BATHROB ETC W/GRL M/MAD FIB NK	26	601		
620899 BATHROB ETC W/GRL TEX MAT N/NK	388	1737	581	2346
620920 BABIES GARMENT COTTON N/KNIT	771	12218	291	8718
620930 BABIE GAR&CLOTH SYN FIB N/KNIT	128	1442	1259	12734
620990 BABIES GARME OF OTH TEXTI MATE	6443	36847	4391	50763
621010 GAR MADE UP FAB H-56.02/56.03	1248	2711	35	3926
621020 OTH GAR MEN/BOY H-6201-11,19		330		78
621030 OTH GAR WOM/GRL 6202.11 TO 19		11		
621040 OTH MEN/BOYS MADE UP FAB	2018	6652	114	1173
621050 OTH MEN WOMEN/GIRL FAB N/KNIT	179	3275	6	455
621111 SWIMWEAR MEN/BOYS NOT KNITTED	4	1159		1361
621112 SWIMWEAR WOM/GIRL NOT KNITTED	234	257		133
621120 SKI SUITS NOT KNIT/CROCHETED		26		18
621132 OTH GAR MEN/BOYS OF COTTON	195	2621		1289
621133 OTH GAR MEN/BOYS OF M/MADE FIB	441	3300	6505	8019
621139 OTH GAR MEN/BOYS OF TEX MATERI	2282	7318	493	3101
621142 OTH GAR WOM/GIRL OF COTTON	5	363	66	335
621143 OTH GAR WOM/GIRL OF M/MADE FIB	340	4054	396	577
621149 OTH GAR WOM/GIRL OF TEX MATERI	5918	11067	1205	17613
621210 BRASSIERES	51266	297537	42891	192364
621220 GIRDLES AND PANTY-GIRDLES	459	6284	2700	13292
621230 CORSELETTES				13
621290 BRACES,SUSPENDERS,GARTER&PARTS	9808	53742	6842	80093
621320 HANDKERCHIEFS OF COTTON	79	3224	846	5214
621390 HANDKERCHIEFS OF OTH TEX MAT	2954	29433	4007	24591
621410 SHAWLS,SCARVES ETC & LIKE SILK	296	309	4	164
621420 SHAWLS,SCARVES ETC & LIKE WOOL	570	2113		446
621430 SHAWL,SCARVE ETC&LIKE SYN FIB	6020	30928	130	12116
621440 SHAWL,SCARVE ETC&LIKE ART MAT	36	846		7
621490 SHAWLS OF OTH TEXTILE MATERIAL	25315	194945	10733	101083
621510 TIES,BOW TIES&CRAVATS OF SILK	1931	4658	327	3404
621520 TIES,BOW TIES&CRAVATS M/M FIB	326	1249	58	752
621590 TIES,BOW TIES&CRAVATS TEX MAT	1664	13056	8479	19530
621600 GLOVES OF TEXTILE FABRICS	3968	34217	4666	54895
621710 MADE UP CLOTHING ACCESSORIES	6866	23419	3848	16121
630110 ELECTRIC BLANKETS		1099	178	402
630120 BLANKET/TRAVEL RUGS OF WOOL/H	103	136	363	1078
630130 BLANKET/TRAVEL RUGS OF COTTON	60	613	35	296
630140 BLANKET/TRAVEL RUGS OF SYN FIB	638096	2554988	590290	3335051
630190 BLANKET/TRAVEL RUGS OF TEX MAT	8727	35018	23832	60884
630210 BED SHEETS,KNITTED/CROCHETED	17074	75248	16422	80464
630221 OTH BED LINEN,PRINTED,N/KNIT		8136	2169	13238
630222 OTH BED LINEN,PRINTED M/MADE	407	590	5	6255
630229 OTH BED LINEN,PRINTED MILL-MAD	26	376	7	333

Contd.

## 10.11 Imports by Economic Categories (Detail)

(In Thousand Rupees)

Items		December, 2017	From July, 2017	December, 2016	From July, 2016
630231	BED SHEETS OF COTTON MILL-MADE	4243	10906	10	342
630232	OTH BED LINEN OF MAN-MADE FIB			1	1
630239	BED SHEETS OTH TEX MAT HANDLOM	545	2977	2886	297479
630240	TABLE LINEN KNITTED/CROCHETED		113		
630251	TABLE COVER OF COTTON MILLMADE	76	174		282
630253	TABLE LINEN OF MAN-MADE FIBRES		46		
630259	TABLE LINEN OF OTH TEX MATERIA		251		5
630260	TOWELS OF COTTON MILL-MADE	1747	22132	171	4395
630291	OTH COT TOIL/KIT LIN MILL MADE	54	447	102	352
630293	TOILET/KITCHEN LINEN M/MAD FIB	92	331		265
630299	TOILET/KITCHEN LINEN TEX MAT	241	360	981	3112
630312	CURTAINS/BLINDS/VALANCE SYN FIB	133	2602		485
630319	CURTAINS/BLINDS/VALANCE TEXMAT	14	359	376	1551
630391	CURTAINS OF COTTON MILL-MADE		4577		306
630392	CURTAINS OF SYN FIB MILL-MADE	8672	60925	8338	21803
630399	OTH CURTAINS/VALANCE OF TEXMAT	6448	13221	815	1944
630411	BED-SPREADS KNITTED/CROCHETED				48
630419	BED-SPREADS, OTHERS	3800	4598	521	2880
630491	OTH KNIT/CROCH F-ART O/TH94.04	410	4251	1774	3021
630492	OTH FURNISHING ARTICLE COT KNT	1208	2058	551	829
630493	OTH FURNISHING ARTICLE SYN FIB	9	380	53	1756
630499	OTH FURNISHING ARTICLES TEXMAT	405	1442		1297
630510	SACK/BAGS OF JUTE OTH TEX FIB	40204	318840	34465	203110
630520	SACKS AND BAGS OF COTTON	50	142		663
630532	FLEX INTER BULK CONT OF>1000KG	1006	9287		5679
630533	SACK/BAGS OF POLYETHYLENE/PROP		13312	10718	59024
630539	OTH SACK/BAGS MAN-MADE TEX MAT	25177	188133	24946	107770
630590	SACKS/BAGS OTH TEX MATERIAL	921	12415	458	3738
630612	TARPULINS,OF SYNTHETIC FIBRES	37275	145372	34079	224453
630619	TARPULINS OF OTH TEX MATERIAL	2	5245	179	26107
630622	TENTS OF SYNTHETIC FIBRES	1210	12396	12663	17926
630629	TENTS OF COTTON	3243	9159	6669	14273
630630	SAILS OF OTH TEXTILE MATERIAL				285
630690	OTH CAMPING GOODS OTH TEX NAT	1337	1976	27	465
630710	DISH-CLOTH	4536	87046	6508	28254
630720	LIFE-JACKETS AND LIFE-BELTS	6890	32266	4559	36600
630790	SHOPPING BAGS, KNITTED	66480	481116	49539	270765
631090	USED&NEW RAGS,SCRAP ETC TEXMAT	12979	48652	9930	28132
640110	FOOTWEAR INCORPORATPROTE M-TOE	102	3368	1	70
640192	OTH FOOTWEAR COVERING ANKLE		6271		
640199	OTH FOOTWEAR NES UPPER NOT FXD	35	4559	133	1267
640219	OTH SPORTS F-WEAR SOLES RUB/PL	2005	10944	63	70289
640220	F-WEAR WITH UPPER STRAP ASSEMB	8882	60997	2407	20338
640291	F/WEAR COV ANKLE SOLE/UPPERS	1163	2508		695
640299	OTH F/WEAR SOLE/UPPER RUB/PLAS	7850	212499	16899	310534
640312	SPORTS FOOTWEAR SKI/SNOWBOARD		10		14
640319	OTHER; SPORTS FOOTWEAR	35050	136247	27604	285431
640320	FOOTWEAR OUTER SOLE OF LEATHER	4314	22999	499	12518
640340	OTH FOOTWEAR WITH METLTOE CAP	9794	51020	14618	63018
640351	OTH FOOTWEAR SOLE COV ANKLE	703	5793	168	243
640359	OTH FOOTWEAR OUTERSOLE LEATHE	13392	21885	509	1931
640391	OTH F-WEAR OUTERSOLE COMP LEA	1421	1630	9	1110
640399	OTH F-WEAR O/S RUB, PLAS, LEA	14257	189677	25422	321629
640411	SPORTS FOOTWAR SHOES RUB/PLAS	18608	232413	45114	314832
640419	OTH FOOTWEAR OUTER SOLE RUB/PL	327007	3642717	323094	3114695
640420	FOOTWEAR OUTERSOLE COMP LEATHR	198	7578	225	8126
640510	FOOTWEAR UPPER/COMP LEATHER	57246	1177431	94462	1152003
640520	FOOTWEARS UPPER TEX MATERIAL	599	12266	8567	189822
650400	STRAW HATS	149	1599	6	960
650500	OTH HATS AND HEADGEAR KNITTED	7173	90895	3794	33805
650610	SAFETY HEADGEAR	52538	247356	64168	265566

Contd.

## 10.11 Imports by Economic Categories (Detail)

(In Thousand Rupees)

Items	December, 2017	From July, 2017	December, 2016	From July, 2016
650691	278	8111	297	1696
650699	310	4459	1482	9687
650700	2931	9972	2948	6908
660110	1954	10839	3571	28471
660191	110	547	622	622
660199	20843	88683	9880	77836
660200	1936	8929	1813	6955
660320				66
660390	22	71	367	1051
670100	22	31		
670210	18767	61287	17173	46143
670290	36118	153827	23189	129141
670300			17	43
670411	133	984	48	298
670419	416	1076	859	5061
670420		52		51
691090		15239	2140	5592
691110	201351	1082739	228813	976046
691190	69240	297614	87575	254490
691200	13179	77807	24964	83787
691310	7143	14457	2786	5894
700992	14687	77596	14535	58482
701010	8644	49619	1338	27837
701020	13782	53561	7483	22277
701190	13	82	16	1847
701310	21303	103103	6115	32140
701322		108	44	44
701328	19842	34639	2101	18515
701333	154	185	59	59
701337	25205	100463	12698	45630
701341			90	90
701342	1803	5633		87
701349	233405	1665663	329584	1322008
701391	349	2572		54
701590		376	119	553
701690	152	3510	52	3490
701710	21150	69144	8324	26512
701720	29	2835	185	1941
701790	11579	51600	4696	51129
701810	63849	481473	163045	571661
701820	7031	50761	13701	50321
701939	59232	478177	83256	503119
701940	1413	12389	376	13995
701951	1358	5262	366	2501
701952	9	18		3
701990	54607	304871	32501	185296
711299	2716	8672	2270	6736
711311		7221		
711319	138	2886	1554	18246
711320	39	39		19
711411				268
711419		114		162
711420				9
711510		125415		416
711590	40457	242798	3574	28090
711620	21	75		41
711711	928	3989	249	3584
711719	72465	532699	61559	527952
711790	12875	132463	17053	104209
731829	9409	95842	8239	58379
731940	3753	21874	4672	16292

Contd.

## 10.11 Imports by Economic Categories (Detail)

(In Thousand Rupees)

Items	December, 2017	From July, 2017	December, 2016	From July, 2016
732090	30461	222009	31548	182237
732111	37605	213183	34918	189377
732112	54	75		488
732119	5112	46588	3952	32195
732181	1794	20935	1831	13962
732182	943	2752	1692	1692
732189	11	350	428	2390
732290	52	149493	1693	48421
732310	17767	148318	26270	127223
732391	36	871	25	406
732392	28	1286	440	1045
732393	10499	46007	3068	17837
732394	18384	171025	51039	191360
732399	41616	320898	76704	306714
732410	7931	55901	7251	40946
732421	888	6630	3790	14391
732429	12746	87605	12919	70309
741539	6575	26340	1595	11036
741810	270	270	3	539
741820	8	1865		266
741910	39	39		622
741991	21	2293	14	1924
750720		918	8	1152
761490	758872	2609101	589654	1412667
761510	19100	87396	7755	43154
761520	169	1793	91	102
761610	364	5013	90	3242
761691		7215	340	6685
790500		396		34
800300		460		4598
810194			11	11
810430		5		
820900	9215	61101	5973	38863
821000	12721	44887	7995	32057
821110		520	350	604
821191	2241	16789	1959	12112
821192	3008	24173	6721	24085
821193	1025	5167	785	2800
821194	318	5567	53	2788
821195	53	174	118	270
821210	46860	444755	40013	360853
821220	30079	234921	70639	271641
821290	7644	28428	5378	18506
821300	9510	32882	5453	20025
821410	31217	138496	17695	79536
821420	1480	12920	3133	17004
821490	13740	52997	9984	37455
821510		11	31	787
821520	3450	56435	895	9063
821591		36		41
821599	13995	61898	5770	36518
830110	100956	599369	149359	777545
830120	6617	38458	9254	44502
830130	103171	437233	54407	332029
830140	82366	543667	93403	374189
830150	295	14365	807	1618
830160	18269	68845	4382	24312
830170	663	10714	1222	7779
830210	39457	270415	20178	182750
830220	30436	150324	20008	110412
830230	2158	12790	1114	3876

Contd.

## 10.11 Imports by Economic Categories (Detail)

(In Thousand Rupees)

Items		December, 2017	From July, 2017	December, 2016	From July, 2016
830241	OTH MOUNTING,FITING BUILDING	3355	24034	2247	10620
830242	OTH MOUNTING,FITING FURNITURES	70507	512909	72242	364679
830249	OTH FITINGS OF BASE METAL N.S.	43184	268315	29531	173361
830250	HAT-RACKS,HAT-PEGS,BRACKET&FIX	1184	23948	4765	12654
830300	ARMOURED/REINFORCED SAF B-MTL.	3043	37611	3970	28794
830400	FILING CARD-INDEX CABINET/TRAY	879	6909	1339	8462
830510	FITTING FOR LOOSE-LEAF BINDERS	787	5119	293	7632
830520	STAPLES IN STRIPS	26880	105110	19813	97053
830590	OTH, INCLUDING PARTS	19414	92606	8259	56585
830610	BELLS,GONGS ETC.ELECTRIC METAL	3192	10756	1071	4861
830621	STATUETT OTH ORNAMENT BASE MTL		1		7
830629	OTH STATUETT OTH ORNAMENT	8776	40309	6898	17789
830630	PHOTOGRAPH,PICTURE FRAME MIRROR	205	1487	86	833
830710	FLEXIBLE TUBING OF IRON/STEEL	31800	156542	17904	82651
830790	FLEXIBLE TUBING OF BASE METAL	21662	151386	36280	137064
830810	HOOKS OF BASE METAL	37270	173663	20620	95329
830820	TUBULAR OR BIFURCATED RIVET	21025	213010	38780	183772
830890	CLASPS OF BASE METAL	58260	191267	38147	147544
830910	CROWN CORKS OF BASE METAL	2836	3011	3134	7566
830990	ALUM LID CAN OF CARBONAT DRINK	57296	315795	26194	216444
831000	NUMB PLATE ASSEMBLY,AGRI-TRACT	276	28948	3418	10577
831110	COATED ELECTRODE OF BASE METAL	95830	615246	59700	485594
831120	CORED WIRE OF BASE METAL,	6152	79008	1172	69180
831130	COATED RODS&CORED WIRE,B/METAL	20644	122798	10620	112533
851290	PARTS OF PRODUCT H-85124011,12	39767	143975	10714	18718
852290	OTH T/COM EQ/AC HD 85.19-85.21	94876	480964	32146	260531
852321	CARDS INCORPORTAING MAG STRIPE	39093	143332	13324	105472
852329	MAGNETIC DISCS	960	5815	885	9151
852341	COMPACT DISC (CD)UN-RECORDED	3495	37112	15599	56814
852349	OPTICAL MEDIA CONTAIN SOFTWARE	3517045	5224963	216671	978744
852351	MULTIMEDIA MEMORY/SD CARDS	23492	756263	18135	123981
852352	SIM CARDS	398730	1734077	329624	1386197
852359	PROXIMITY CARDS AND TAGS	29739	159921	19705	132214
870990	PARTS,H-NO.87.09 OF WORK TRUCK		2314	187	94217
871499	OTHER,PARTS AND ACCESSORIES	30253	142867	18096	117915
880390	OTH PARTS OF H-88.01 OR 88.02	217940	2944157	445925	1952996
902000	GAS MASKS	20270	136583	8015	97724
902110	ORTHOPAEDIC/FRACTURE APPLIANCE	5642	44715	11134	43025
902121	ARTIFICIAL TEETH	53	1470	271	1014
902129	OTHER; DENTAL FITTINGS	1986	21572	479	2551
902131	ARTIFICIAL JOINTS	61587	358987	75973	307279
902139	OTH ARTIFICAL PARTS OF BODY	145336	950653	194646	768794
902140	HEARING AIDS,EXCL PART/ACCESSO	41769	81693	3468	21141
902150	PACEMAKER STIMULAT HEART MUSCL	92486	407147	7550	170290
903300	PARTS& ACCE OF HEARING AIDS	306164	441929	56128	221459
910111	WRIST WATCH,ELE OPE,MECH DISPL	5	71		305
910119	O-W-WATCH ELECTRICALLY OPERATED	6488	221836	3796	15299
910121	O-WRIS-WATCH,AUTOMATIC WINDING				45
910129	O-W-WATCH,W/N INCO.STOP WATCH	2	3200	19	3199
910191	OTH. POCKET-WATCH ELE OPERATED		43		6
910199	O-WATCHES INCL STOP WATCHES	221	1817	324	2073
910211	W-WATCH,MACH DISPL O/TH H-9101	16938	68019	2996	19622
910212	W-WATCH,OPTO ELECTRONIC DISPLY	58	87		
910219	O-W-WATCH W/N INCOR STOP WATCH	24793	197147	19174	73774
910221	W-WATCH,AUTO-WIND O/T H-9101	5223	9581	22	966
910229	O-W-WATCH O/THAN H-9101	54882	236015	158253	771406
910291	OTH, POCKET-WATCH ELE OPERATED	4	4		
910299	O-POCKET/STOP WATCH O/T H-9101	504	6048	293	33525
910310	CLOCK WATCH MOVE ELECT OPERATD	31	65		113
910390	OTH,CLOCKS WATCH MOV EX.91.04	347	5688	272	735
910400	INS PANEL CLOCK-AIR&SPACECRAFT	19	151		49

Contd.

## 10.11 Imports by Economic Categories (Detail)

(In Thousand Rupees)

Items	December, 2017	From July, 2017	December, 2016	From July, 2016
910511 ALARAM CLOCK,ELECTRICALLY OPE.	919	6300	673	3830
910519 OTHER, ALARAM CLOCK	1922	8903	470	5004
910521 WALL CLOCK,ELECTRICALLY OPERAT	4420	16019	5256	34666
910529 OTHER WALL CLOCKS	11052	52920	13060	43307
910591 OTH,CLOCK ELECTRICALLY OPERATD	2203	4029		1272
910599 OTHER CLOCKS	640	3951	1617	4939
910610 HOUR-METERS/METER AGR-TRACTOR	442	1536	398	1166
910690 OTH,TIME OR DAY RECORDING APPA	8142	38789	16226	39813
910700 TIME SWITCHES WITH CLOCK/WATCH	7163	69431	10970	61672
910811 WATCH MOVE ELEC.OPE MACH DISPL	118	316		108
910812 WATCH OPTO-ELECTRONIC DISPLAY			48	48
910819 OTH,WATCH MOVE ELECT.OPERATED	29	221		76
910890 OTH,WATCH MOVE COMPLETE ASSEMB	192	513	77	295
910910 ELE OPER.CLOCK MOVE COMP/ASSEM		1083		
910990 OTH CLOCK MOVEMENT COMP&ASSEMB	109	1042	46	1501
911011 COMP MOVE,UNASSEMBLED WATCH		1506		302
911012 INCOM MOVE,ASSEMBLED OF WATCH		25		
911019 ROUGH MOVEMENTS,OF WATCHES			8	8
911090 OTH,COMP MOVE WATCH/CLOCK UN-A	1321	5450	118	704
911120 WATCH CASES BASE METAL,W/N G/S	18	1541		14
911180 OTHER;WATCH CASES	617	2835		85
911190 PARTS OF WATCH CASES	555	4714	741	3035
911220 CLOCK CASE&CASE OF SIMIL GOODS	105	741	181	3361
911290 PART OF CLOCK CASE/SIMILR CASE	129	2852	82	800
911320 WATCH STRAPS,BAND OF BASE METL	16	57	9	58
911390 OTH,WATCH STRAPS,BANDS PART	2293	10261	2757	5470
911410 SPRINGS,INCLUDING HAIR-SPRINGS	6	23		
911430 DIALS	91	498		93
911490 OTH;CLOCKS OR WATCH PARTS,N.S.	3632	32959	3359	11062
920110 UPRIGHT PIANOS		67		
920120 GRAND PIANOS	20	42		
920190 OTH,HARPSICHORD KEYBOARD STRIN	437	1663	167	1157
920290 OTH,STRING MUSICAL INSTRUMENTS	4802	11922	789	2827
920510 BRASS-WIND INSTRUMENTS		178		1486
920590 OTH,WIND MISICAL INSTRUMENTS,NS		168		16
920600 PERCUSSION MUSICAL INSTRUMENTS	75	270	40	148
920710 KEYBOARD INS,O/THN ACCORDIONS	99	1341		17
920790 OTH,MUSICAL INSTRUMENTS	917	21588	1156	4424
920810 MUSICAL BOXES	340	1510	207	1306
920890 OTH;MECHANICAL STRET ORGAN,INS	6075	24695	2540	11213
920930 MUSICAL INSTRUMENT STRINGS	22	93	72	113
920992 PARTS&ACCE MUSICAL INS H-92.02	9	202	19	220
920994 PARTS&ACCE MUSICAL INS H92.07		1		67
920999 OTH;PARTS&ACCE(CARDS,DISCS)	94	1320	116	640
930110 ARTILERY WEAPONS(GUNS/MORTAR)			299	299
930190 FULLY AUTOMATIC SHOTGUNS				207368
930200 REVOLVERS PROHIBITED BORE,>.32	91	1592	485	92083
930320 SHOTGUNS, S-BARREL PUMP-ACTION		43	13	1268
930330 O SPOR,HUNT-RIFLES SIN-SHORT	43	468	99	233
930390 OTH;FIREARMS,DEVIC OPE FIR EXP	174	848	80	304
930400 OTH,ARMS OF HEADING NO.93.07	2329	26501	3575	22504
930510 FIRING MECHANISMS-REVOL/PISTOL	44	50	4457	5909
930599 OTH PART&ACCE.ARTILERY H93.01		356		4784
930621 SHORTGUN CARTRIDGES	24	2743	599	599
930629 OTH,PARTS OF SHORTGUNS CARTRIG		4478		1635
930630 CARTRIDGES RIVETING SIMI TOOL.		33524	6144	13476
930690 OTH;AMMUNITION OF WAR & PARTS.	21	157		1382
930700 SWORDS,CUTLASSES,BAYONETS,LANC	15	208		4
940110 SEATS OF A KIND USED,AIRCRAFT.	4976	11695	1291	7366
940120 SEATS FOR M-VEH H-8703 & 4	2136	13065	1483	14789
940130 SWIVEL SEATS VARIABLE HEIGHT.	45835	223849	55315	175667

Contd.

## 10.11 Imports by Economic Categories (Detail)

(In Thousand Rupees)

Items	December, 2017	From July, 2017	December, 2016	From July, 2016
940140 SEATS O/THN GARDEN SEATS,CAMP	7095	20983	11200	28235
940152 SEATS OF BAMBOO		15		
940153 SEATS OF RATTAN		54	350	3197
940159 OTH SEATS W/N CONVERTIBLE-BED	249	7515	1080	8483
940161 OT,SEATS UPHOLSTERED WOOD FRAM	15615	52514	6952	26010
940169 OTHER SEATS,WITH WOODEN FRAMES	374	18913	2254	12233
940171 OT-SEATS UPHOLSTERED METALFRAM	13791	84627	10063	65918
940179 OTHER SEATS;WITH METAL FRAMES	60022	341571	42740	212769
940180 OTHER SEATS WITH METSL FRAMES	47602	194359	25875	112412
940190 SEAT PARTS-FOAM CAR/VEH-8703,4	255339	1808013	254477	1235531
940310 METAL FURNITURE USED IN OFFICE	21000	256437	8264	41206
940320 OTH,METAL FURNITURE O/THN OFFI	46472	204494	16200	112421
940330 WOODEN FURNITURE-OFFICE USE	26450	233060	23571	112402
940340 WOODEN FURNITURE-KITCHEN UES		50072	7343	55208
940350 WOODEN CABINETS	74143	478046	53231	231016
940360 OTHER WOODEN FURNITURE	25906	135409	15809	89334
940370 FURNITURE OF PLASTICS	7424	45567	5304	29026
940382 FURNITURE OF BAMBOO	26	26	26	611
940383 FURNITURE OF RATTAN	40	102		
940389 OTHER FURNITURE OF CANE, OSIER	11185	49220	1272	24185
940390 PARTS FURNITURE H -NO.94.03.	25672	63762	31732	93827
940410 MATTRESS SUPPORTS	3185	11110	825	2308
940421 MATTRESS CELLU RUBBER/PLSTIC	199	1165		1732
940429 MATTRESS OF OTHER MATERIALS	379	20433		5814
940430 SLEEPING BAGS	30	528	12	88
940490 OTH,ARTI BEDDING&SIMI FURNISH.	7815	45719	11558	38892
940510 CHANDELIERS	192945	1989949	416047	2271469
940520 ELECTRIC TABLES,DESK,BEDSIDE	12168	66219	9912	43569
940530 LIGHTING SETS CHRISTMASTREES	24965	634900	49407	345770
940540 LIGHT SYSTEM FILM SHOOTING	143732	2362203	159535	1276472
940550 NONELEC TUBULAR DAYLIGHT DEVIC	1140	5679	604	1995
940592 PARTS OF PLASTIC H-94.05,N.E.S	1618	4898	2136	15087
940610 GREEN HOUSES OF WOOD	52375	365452		
940690 OTHER GREEN HOUSES	531798	2582849	105305	1482878
950300 WHEELED TOYS RIDDEN BY CHILDR	410156	2726611	587703	2486258
950420 ARTI&ACCE, BILLIARDS ALL KIND	8937	31717	4452	18553
950430 OTH GAMES OPERA BY COIN/CARDS	2106	48160	9968	43594
950440 PLAYING CARDS	5097	35973	4918	25170
950450 VIDEO GAMES CONSOLES&MACHINES	147	19633	277	4438
950490 DICE CUPS	6535	31309	6671	32046
950510 ARTI FOR CHRISTMAS FESTIVITES.	14080	32787	682	8070
950590 OTHER ENTERTAINMENT ARTICLES	53703	366494	44554	191472
950611 SNOW SKIS		13		427
950619 OTH;SNOW SKI EQUIPMENT.	195	1494	128	1164
950621 SAILBOARDS		151		
950629 OTH;WATER SKI,SURF BOARD W-SPO	7390	24697	200	11925
950631 GOLF CLUBS COMPLE/OTH GOLF EQU	102	935	716	1257
950632 GOLF BALLS	1357	4259	3053	6227
950639 OTHER;GOLF EQUIPMENTS	631	2450	528	1465
950640 ARTI,EQUIP FOR TABLE-TENNIS.	494	7125	682	7236
950651 LAWN-TENNIS RACKETS,W/N STRUNG	186	2137	1513	2759
950659 BADMINTON RACKETS	11620	60675	33644	78155
950661 LAWN TENNIS BALLS	11690	92105	2859	42514
950662 FOOTBALLS	7987	32704	5332	14978
950669 CRICKET BALLS	2671	27588	8166	21448
950670 ICE SKATES,ROLLER INCL SKABOOT	1843	5473	2606	6695
950691 EQUIP. FOR OTHER PHY EXERCISE	72432	655307	118668	484025
950699 FOOTBALL COVER	47670	147301	15302	62089
950710 FISHING RODS	55	393	12	786
950720 FISH -HOOKS,W/N SNELLED.	4	1932	846	2590
950730 FISHING REELS	112	556		11

Contd.



## 10.11 Imports by Economic Categories (Detail)

(In Thousand Rupees)

Items	December, 2017	From July, 2017	December, 2016	From July, 2016
950790 OTH LINE FISHING TACKLE NETS	361	4288	440	1787
950810 TRAVELLING CIRCUSES/MENAGERIES		61		67769
950890 SWINGS,SHOOTING GALLERIES ETC.	27326	225396	20297	110621
960110 WORKED IVORY,ARTICLES OF IVORY		2906		
960190 WORKED TORTOISE-SHELL ARTICLES		104		275
960200 GELATINE CAPSULES	176296	893997	107055	585766
960310 BROOM,BRUSHE,CONS TWIN,VEG-MAT	939	19524	1375	7338
960321 TOOTH BRUSHE,INCL DENT-PLA BRU	41564	372504	44071	330175
960329 OTH;SHAVING,HAIR,NAIL BRUSHES.	13499	69859	15026	63168
960330 ARTST,WRITING,SIMILAR BRUSHES	3691	13723	4942	12492
960340 PAINT,DISTEPER,VARNISH BRUSHES	1657	16878	5514	27159
960350 OTH BRUSHES CONSTI PART MACHIN	14707	52318	1834	17350
960390 OTH;HAND OPE MECHNICAL F-SWEPR	45413	191529	35329	163507
960400 HAND SIEVES AND HAND RIDDLES.	96	604	17	206
960500 TRAVEL SETS FOR PERSONALTOILE.	465	6728	454	2044
960610 PRESS-FASTENERS,SNAP-FASTENER.	62445	177523	19323	97983
960621 BUTTON OF PLASTICS,NOT COVERED	114524	623210	109441	536245
960622 BUTON OF BASE METAL,COVER TXT	24783	173608	33002	183256
960629 PRESS STUDS	56776	358963	60771	224309
960630 BUTTON MOULDS,PARTS OF BUTTON.	135	24726	13	58
960711 SLIDE FASTENER FIT CHAIN SCOP.	24095	159137	17784	167472
960719 OTHER;SLIDE FASTENERS	186416	835102	103818	536108
960720 PARTS; SLIDE FASTENERS	8171	53629	11098	70214
960810 BALL POINT PENS	17107	96070	23230	123690
960820 FELT TIPPED.PORUS TIPPED PEN	44440	147388	47567	114194
960830 FOUNTAIN PEN,STYLOGRADH PEN	9493	56242	8835	37550
960840 PROPELLING OR SLIDING PENCILS		19	13	13
960850 SETS OF ARTICLS FROM TWO FOR-H	2820	12269	2494	6253
960860 REFILLS FOR BALL POINT PEN.	12387	86486	18101	85421
960891 PEN NIBS AND NIB POINTS	44858	184787	35844	193314
960899 PEN CAPS,CLIPS OF STEEL M-LOCL	18201	140823	25749	129742
960910 PENCILS&CRAYON W-LEADS ENCASD.	205933	1085301	265060	937692
960920 PENCIL LEADS, BLACK	20693	64401	21419	66988
960990 OTH;PENCIL,DRAWING CHARCOALS.	3249	29638	14145	39193
961000 SLATES&BOARDS,WRITNG/DRAWIN	6223	27151	3401	9962
961100 DATE,SEALING OR NUMBERING STAM	3197	10345	833	8493
961210 RIBBONS FOR DOT MATRIX PRINTER	16301	88361	21957	69896
961220 INK-PADS	103	1106	131	1085
961310 POCKET LIGHTERS,GAS FUELLED	17651	53982	20931	90325
961320 POCKET LIGH,GAS FUELL,REFILLAB	2179	16127	4049	8046
961380 LIGHTERS M-CARS OF H-8703	6856	20993	1059	8687
961390 PARTS OF CIGARETTE LIGHTERS	107	649		900
961400 SMOKING PIPE&CIGAR OR CIG.HOLD	1477	5481	632	3345
961511 COMBS,HAIR-SLIDES,OF HARD RBER	14509	59001	7189	30868
961519 OTH;HAIRPINS,CURLING PINS,LIKE	1478	19958	2769	22059
961590 HAIR PINS	67806	502380	71669	438787
961610 SCENT SPRAY SIMI TOILET SPRAY	14584	73750	9127	65205
961620 POWDER-PUFFS&PADS FOR APPLICA	3101	19177	1943	10676
961700 VACCUM FLASKS	145749	631613	129979	390320
961800 TAILORS,DUMMIERS&OTH LAY FING.	5466	34267	3253	14710
962000 MONOPODS, BIPODS, TRIPODS	88	229		
970110 PAINTING,DRAWING,PASTELS.	5751	10071	15421	29925
970190 OTH COLLAGES&SIMI DECORATIVE	194	36467	444	7315
970200 ORIGINAL ENGRAVINGS,PRINTS.		5188		1835
970300 ORIGINAL SCULPTURES&STATUARY	9791	9920	382	4592
970400 POSTAGE&REVENUE STAMPS,ST-POS	15	95	14	68
970500 COLLECTIONS&COLLECTORS, PIECS.	61	2423		
970600 ANTIQUES OF AN AGE EXE 100 YE.		2		11
990900 TRANSACTIONS LESS THAN RS.1000	19509	36947	433	18469
991000 SAMPLES HAVING NO-COMMER VALUE	46707	1952300	167820	2210053
<b>2. RAW MATERIAL TOTAL (A + B)</b>	<b>26677736</b>	<b>1557493249</b>	<b>220266839*</b>	<b>1187638399</b>

Contd.

## 10.11 Imports by Economic Categories (Detail)

(In Thousand Rupees)

Items	December, 2017	From July, 2017	December, 2016	From July, 2016
<b>A. CONSUMER GOODS TOTAL</b>	<b>215276576</b>	<b>1254611862</b>	<b>178088405*</b>	<b>981533953</b>
050400 GUTS,BLADERS,STOMACH OF ANIMAL	1538	10152	1511	9970
050510 FEATHER,USED FOR STUFFING;DOWN				235
050590 OTH SKINS AND PARTS OF BIRDS	3366	26748	37121	215694
050610 OSSEIN,BONES TREATED WITH ACID	841	9048	1527	5290
050690 BONES, POWDER	680	40298	2253	7560
050790 HORNS	190	3397		202
050800 SHELLS	863	1732	1157	2346
051000 AMBERGRIS,CASTOREUM CIVET,MUSK		126	168	814
051110 BOVINE SEMEN	5039	91874	11196	65907
051191 FISH EGGS		217		171
051199 SILK WORM EGGS		65		43
060110 BULBS		76477	13251	59853
060120 BULB TUBERS,ROOTS,CHICORY PLAN		6	159	423
060210 UN-ROOTED CUTTING AND SLIPS		609	75	170
060220 TREES,SHRUBS,BUSHES,GRAFTED	5753	11475	1137	4092
060240 ROSES,GRAFTED OR NOT		37	704	4005
060290 MUSHROOM SPAWN	17669	103639	15352	92176
060311 ROSES FRESH	929	1572	725	3872
060313 ORCHIDS FRESH				29
060314 CHRYSANTHEMUMS FRESH	7789	24150	6213	20617
060319 OTH FRESH FLOWER,BUDS FOR BOUQ	1937	4282	4804	11893
060390 OTH FLOWER FRESH DRIED DYED BL	3289	18445	5459	18089
060490 O.PARTS OF PLANTS FOR BOUQUETS		27	431	2927
110812 MAIZE (CORN), STARCH	63342	216294	34427	151795
110813 POTATO, STARCH	36023	364713	43063	306943
110814 MANIOC (CASSAVA) STARCH	873	10024	717	11537
110819 OTHER STARCHES	2443	2716	5497	16950
110820 INULIN	631	9324	530	10730
110900 WHEAT GLUTEN,WHETHER/NOT DRIED	8625	112287	6593	93463
120110 SOYA BEAN SEED	5709428	45221229	382024	18044370
120190 SOYA BEAN,W.OR-N-BROKEN/SHELED	2	233	93	1331
120230 GROUND-NUTS SEED				64
120241 OTH GROUND NUTS IN SHELL	101828	452300	365863	503302
120242 GROUND-NUTS SHELLED BROKEN/N-B	215033	1011712	446232	917856
120300 COPRA	186755	840526	306155	985967
120400 LINSEED,WHETHER OR NOT BROKEN	6894	33715	5024	10070
120510 LOW ERUCIC ACID RAPE/COLZASEED	5931444	24722394	7575613	21929752
120590 OTHER RAPE/COLZA SEED		29422		47
120600 SUNFLOWER SEED,WHETH/NOT BROKE	745445	1989921	251474	4635474
120721 SEEDS FOR CROP (COTTON SEEDS)	803	806		469
120740 SESAMUM (SESAME) SEEDS				1936
120750 MUSTARD SEEDS		69430		44801
120760 SAFFLOWER SEEDS			762	6102
120770 MELON SEEDS	822	13059		2591
120791 POPPY SEEDS		1169	107	363
120799 OTH,OIL SEED/OLEAGINOUS FRUITS	1	3359		43575
120810 FLOUR AND MEALS OF SOYA BEANS	1290	4054	994	2191
120890 FLOURS AND MEALS OF CASTER		1		766
120910 SUGAR BEET SEED USE FOR SOWING		79920		75800
120921 LUCERNE (ALFALFA) SEED	5206	196421	19253	272811
120922 CLOVER (TRIFOLIUM) SEED		2275229	2510	1944760
120925 REY GRASS SEED		3227		8640
120929 OTHER SEEDS OF FORAGE PLANTS	67806	138792	67438	201109
120930 SEED OF HERBACEOUS PLANTS		1790	3192	6418
120991 ONION SEEDS	152869	2037379	266782	2133223
120999 OTH SEEDS OF FRUIT FOR SOWING	126367	1445731	125581	1206766
121190 OTH PLANTS AND PARTS OF PLANTS	88603	422962	48560	322763
121221 SEAWEDS/ALGAE FIT FOR HUMAN	27	2694	272	1210

Contd.

## 10.11 Imports by Economic Categories (Detail)

(In Thousand Rupees)

Items	December, 2017	From July, 2017	December, 2016	From July, 2016
130190 CANNABIS RESIN/CANABIS BALSAMS	33414	262650	37238	160376
130212 SAP AND EXTRACTS OF LIQUORICE	263	3053		43
130219 OTH SAPS & EXTRACT OTH VEG SAP	17340	147768	26656	153003
130220 PECTIC SUBSTANCES,PECTINATES	32579	146467	21410	101046
130231 AGAR-AGAR		35887		12488
130232 GUWAR GUM	41996	183416	18883	114095
130239 OTHER MUCILAGES AND THICKENERS	10042	165153	28938	217896
140110 BAMBOOS	9570	78303	6451	27110
140120 RATTANS	4705	36596	10083	41237
140420 COTTON LINTERS		7		
140490 TENDU LEAVES(BIDI LEAVES)	313590	1926442	313807	1779941
150190 POULTRY FAT OTH THAN H-02.09	4315	16956	3780	13629
150210 TALLOW (OTHER THAN OF H-15.03)	186144	1319178	93369	874670
150300 LARD STEARIN,LARD OIL NOT PAK			6	9
150410 FISH-LIVER OILS THEIR FRACTION	747	2072		1805
150420 FATS OILS THEIR FRACT OF FISH	1805	1825		
150430 FATS & OILS & THEIR FRACTIONS	322	322		
150500 LANOLIN	15551	38493	5983	26061
150600 OTH ANIMAL FATS AND OILS/FRACT		1054		416
150710 SOYABEAN OIL & ITS FRACT CRUDE	385095	10663574	69676	5966807
150790 OTH SOYABEAN OIL & IT FRACTION	11163	113425	2503	100993
150890 OTH GROUND NUT OIL & ITS FRACT		1698	317	1395
150910 OLIVE OIL & ITS FRACT (VIRGIN)	32253	113203	20947	110421
150990 OTH OLIVE OIL & ITS FRACTIONS	81034	370661	101086	349415
151000 OTH OIL/FR,INCL BLENDS OF OIL	19	79		1993
151110 PALM OIL & ITS FRACTIONS CRUDE	708372	4255263	707597	4317163
151190 PALM STREARIN	17938624	105607174	17447103	83938500
151219 OTH SUNFLOWER SEE&SAFLOWER OIL	5686	54201	1003	14505
151229 OTH COTTON SEED OIL & IT FRACT		51	2	50
151311 COCONUT OIL,ITS FRACTION CRUDE	2307	6770		1756
151319 OTH COCONUT OIL,ITS FRACTIONS	93075	465923	71255	494923
151329 OTH PALM KERNEL/BABASSU OIL	70418	779671	128955	795623
151419 OTH COLZA/MUSTER OIL,FRA/CRUDE		1845		74
151499 OTH RAPE SEED OIL ITS FRACTION				2
151519 OTH LINSEED OIL & ITS FRACTION		421	230	613
151529 OTH MAIZE OIL & ITS FRACTIONS	44309	144688	3817	28118
151530 CASTOR OIL AND ITS FRACTIONS	14560	131227	4989	18931
151550 SESAME OIL & ITS FRACTIONS	48	3007	498	1276
151590 OTH FIXED VEGETABLE OILS/FRACT	947	6678	1717	5921
151610 ANIMAL FATS /OILS&ITS FRACTION		102	191	191
151620 VEGETABLE FAT & ITS FRACTIONS	242563	1203696	270118	1343720
151710 MARGARINE,EXCL LIQUID MARGARIN	7294	58440	14787	71661
151790 OTH MARGARIN,EDIB MIX/PREP ETC	154045	993676	170090	737192
151800 ANIMAL/VEG FAT/OILOXIDISE ETC	8847	108022	19535	90386
152000 GLYSEROL,CRUDE WATER & LYES	5242	20302	3203	13183
152110 VEG WAX WHETHER OR NOT REFINED	19870	27280	640	19083
152190 BEES WAX	3646	33200	5540	23709
152200 RESIDUES OF ANMAL/VEGTABLE WAX	5610	39359	6080	31561
160100 SAUSE,PROD MEAT-FOOD PREP OFFL	1468	9348	1086	5641
220710 UNDENATURE ETHYL ALCOHOL O/SPR	2240	3878	560	767
220720 ETHYL ALCOHOL/OTH SPIRITS DEN	997	1002		9
240120 TOBACO-WHOLY/PARTLY STE/STRIP	46050	557786	146653	580559
240130 TOBACCO REFUSE	312	4964	6152	12362
251010 AAT,C/PHOS,ALUM/C/PHOS&PH/CUG	293733	2346320	703633	2704262
251020 AAT,C/PHOS,ALUM/C/PHOS&PH/CGD		1		
270810 PITCH	2334	18234	960	10485
270900 PETROLEUM OILS FROM BITUMINOUS	32005508	185986737	20164905	121978781
271019 KEROSENE	32336837	210816117	35396837	194704234
271020 PETROLEUM OILS(OTH THAN CRUDE)				447
271099 OTH WASTE OILS		3983	647	5676
271111 NATURAL GAS,LIQUIFIED	19045204	92898845	9129071	53552129

Contd.

## 10.11 Imports by Economic Categories (Detail)

(In Thousand Rupees)

Items	December, 2017	From July, 2017	December, 2016	From July, 2016
271112 PROPANE, LIQUIFIED	210	4828	2305	16225
271113 BUTANES, LIQUIFIED		157		
271119 L.P.G. LIQUEFIED	3448529	17114867	3603176	12507925
271121 NATURAL GAS,IN GASEOUS STATE		178	243	319
271290 SLACK WAX	32029	111360	26936	104027
271311 PETROLEUM COKE;NOT CALCINED	361119	377504	462020	513315
271312 PETROLEUM COKE; CALCINED	2435	23083	1608	19288
271320 PETROLEUM BITUMEN	520275	3051054	160805	1062033
271490 OTH BITUMEN & ASPHALT NATURAL.	845	19705	321	27618
290110 SATUR BUTANE,PENTANE & HEXANE	5657	14153	1140	4578
290121 UNSATURATED ETHYLENE.	925207	4757343	310764	3649434
290122 UNSATURATED PROPENE(PROPYLENE)			201	201
290123 UNSATURAT BUTENE/ISOMER THROF		146	186	186
290129 UNSATURATED HEPTANES	2167	5670	1	7066
290211 CYCLOHEXANE	2664	11024	3387	5413
290219 CYCLOPENTANE	21393	153385	28265	133388
290220 BENZENE, PURE		51	30	36
290230 TOLUENE, PURE	152606	471298	121443	368187
290241 O-XYLENE	241180	1049062	163362	968619
290242 M-XYLENE			961	961
290243 P-XYLENE	3786143	13141979	2298901	13842772
290244 MIXED XYLENE ISOMERS		7212	2711	97606
290250 STYRENE	748877	3277979	1209708	3090797
290260 ETHYLBENZENE		4311		
290290 NEPTHALENE	7780	53877	6669	48675
290311 SATURATED METHYL CHLOROFORM			784	811
290312 DICHLOROMETHANE(METHYLEN CHLRD	47021	205046	16903	187591
290313 CHOLOROFORM(TRICHLOROMETHANE)	8572	135195	30223	121525
290315 ETHYLENE DICHLORIDE(1,2-DI CH)		555340	19	622037
290319 1,1,1-TRICHLOROETHANE	4754	48446	5188	67026
290321 UNSATURATED VINYL CHLORIDE		698613		2215
290322 UNSATURATED TRICHLOROETHYLENE	31667	137043	27794	139992
290323 UNSATURATE TETRACHLOROETYLENE	4995	60138	5251	43306
290329 OTH UNSATUR DERIV ACYCL H'CARB		22	78	78
290331 ETHYLENE DIBROMIDE(1,2,DIBROM)				3
290339 OTH BROMOMETHANE(METHYL BROMI)	69795	461748	65069	377642
290371 CHLORODIFLUOROMETHANE	117305	325916	76550	388054
290372 DICHLOROTRIFLUOROETHANS	888	888		
290373 DICHLOROFUOROETHANES	9380	109367	53451	111670
290374 CHLORODIFLUOROETHANES	6193	12278		4119
290376 BROMOCHLORO-DIFLUOROMETHAN ETC				494
290377 PENTACHLOROFLUORO METHANE/ETHA		9807		6633
290379 OTH CHLORODIFLUOROMETHANE	401	401	1797	9963
290381 1,2,3,4,5,6HEXACHLORO CYCLOHEX		49		
290391 CHLOROBENZENE	1387	7870	2389	6752
290399 OTH HALOGENATED DERIV H.CARBON	4	12579	7348	16697
290410 BENZENE SULPHONIC ACID	16187	70320	8156	51176
290420 NITROBENZENE (MIRBANE OIL)	16801	31996	11119	25579
290499 OTH DERIVATIVE NITRO/NITROSO	9400	31023	3300	21204
290511 SATURAT METHANOL(METHYL ALCHL)	481582	2311718	387529	1531688
290512 SATURATED PROPYL ALCOHOL	151085	1008307	115561	666188
290513 SATUR BUTAN-I-01(N-BUTYLALVHL	1750	50630	2336	18410
290514 OTHER SATURATED BUTANOLS	10987	54764	11083	95756
290516 SATUR OCTANOL/ISOMERS THEREOF	488561	2037412	462752	1583042
290517 SATURATED STEARYLE ALCOHOL	8812	44972	5297	33621
290519 ISO NONYL ALCOHOL (INA)	2025	49153	2500	18830
290522 UNSATUR ACYCLIC TERPENE ALCOHL	2552	31523	2623	25564
290529 OTH UNSATUR MONOHYDRIC ALCOHOL		2205	449	3722
290531 ETHYLENE GLYCOL(ETHANEDIOL)MEG	2390634	14856250	1564875	10588719
290532 PROPYLEN GLYCOL(PROPAN-1,2-DIO	129192	770842	106974	571426
290539 OTHER, DIOLS	12671	44373	4476	29044

Contd.

## 10.11 Imports by Economic Categories (Detail)

(In Thousand Rupees)

Items	December, 2017	From July, 2017	December, 2016	From July, 2016
290541 2-ETHYL-2(HYDROXYMETHYL)-PROPAN	225	27105	1821	10537
290542 PENTAERYTHRITOL	26539	252060	52675	348232
290543 MANNITOL	9186	85028	9349	60863
290544 D-GLUCITOL (SORBITOL)	1178	26297	503	21044
290545 GLYCEROL	76616	323527	50385	323438
290549 OTHER,POLUHYDRIC ALCOHOLS		11272		4077
290559 OTHER HALOGENATED, SULPHONATED	84	6272	481	5110
290611 MENTHOL	52866	251840	136759	329147
290612 CYCLOEXANOL,METHYL/DIMETHYL		3690	307	1735
290613 STEROLS AND INOSITOLS	4300	16729	1389	12537
290619 OTH TERPINEOLS	19288	95365	31179	69069
290621 BENZYL ALCOHOL	16007	29981	1052	33571
290629 CYCLIC ALCOHOLS BAS PESTICIDES	1828	15041	2363	13822
290711 PHENOL(HYDROXYBENZENE)IT SALT	43008	278871	53795	224864
290712 CRESOLS AND THEIR SALTS	4618	4635	3065	8148
290713 OCTYLPHENOL,NONYLPHENOL/ISOMER		2479		6
290715 NAPTHOLS & THEIR SALTS	166	3710	2822	6229
290719 OTHER MONOPHENOLS	3354	18511	817	7021
290721 RESORCINAL AND ITS SALTS		17023	191	4526
290722 HYDROQUINONE (QUINOL)ITS SALT	6736	11998	313	11895
290723 4,4-ISOPROPYLDENEDIPHENOL/SALT	18499	61619	9332	28918
290729 OTHER, POLYPHENOLS	19001	81118	11735	62079
290819 OTH 4-CHLORO, 3-METHYLEPHENOL	2508	8460	1673	6853
291511 FORMIC ACID	14058	120054	15159	119937
291512 SODIUM FORMATE,CALCIUM FORMATE	36049	337737	24372	225964
291513 ESTERS OF FORMIC ACID	1670	4004	440	2873
291521 ACETIC ACID	396774	1293113	267042	910438
291524 ACETIC ANHYDRIDE	1751	1751		1345
291529 CALCIUM ACETATE	9344	41675	8339	47382
291531 ETHYL ACETATE	2196	73638	3747	16817
291532 VINYL ACETATE	166964	679660	182637	724540
291533 N-BUTYL ACETATE	4	3369		4850
291536 DINOSEB (ISO) ACETATE		539		921
291539 BENZYL ACETATE	89142	364467	60839	337411
291540 MONO/DI/TRICHLOROACETIC ACID-S	644	9888	628	4665
291550 PROPIONIC ACID,ITS SALT/ESTERS	9746	88162	11328	51236
291560 BUTYRIC ACIDS,	24792	136138	24787	138624
291570 STEARIC ACID (CHEMICALLY PURE)	51516	290702	21301	96307
291590 OTH SAT ACYCLIC MONOCARBOXYLIC	109221	716227	56284	664729
291611 UNSATU ACRYLIC ACID/ITS SALTS	25163	101987	11622	59565
291612 UNSATURATE ESTER ACRYLIC ACID	183037	877325	205377	732989
291613 UNSATU METHACRYLIC ACID/SALTS	723	6742	1131	9688
291614 UNSATU ESTER,METHARYLIC ACID	47214	492927	94298	450435
291615 UNSATURATED OLEIC ACID		16177		5401
291619 OTH MALEIC ACID,AZDN(2-AZOBIS)	30739	87718	4656	52148
291620 CYC-LANIC,LENIC LOTEPHENI ACID	25969	70492	19220	50702
291631 BENZOIC ACID,	17438	106104	17330	130337
291632 BENZOYL PEROXIDE/BENZYL CHLRID	3433	21265	694	21570
291634 PHENYLACETIC ACID & ITS SALTS		37		440
291639 IBUPROFEN	91905	629566	115683	576037
291711 OXALIC ACID	3401	68209	16782	101229
291712 ADIPIC ACID,ITS SALTS/ESTERS	28017	607315	113324	458954
291713 AZELAIC/SEBACIC ACID/SALT/ESTR	2838	19874		480
291714 MALEIC ANHYDRIDE	31610	142865	7287	94968
291719 OTH ACYCLIC POLYCARBOXYL ACID	15381	60388	5772	48331
291720 CYC-LANIC,LENIC LOTERPENC ACID		21661		11182
291732 DIOCTYL ORTHOPHTHALATES		2017		
291733 DINONY/DIDECYL ORTHOPHTHALATES				2217
291734 DIBUTYL ORTHOPHTHALATES	5979	84333	26532	95360
291735 PHTHALIC ANHYDRIDE	21478	153431	29161	200748
291736 PURE TERPHTHALIC ACID(PTA)	850710	5384681	393665	2678585

Contd.

## 10.11 Imports by Economic Categories (Detail)

(In Thousand Rupees)

Items		December, 2017	From July, 2017	December, 2016	From July, 2016
291739	ISO PHTHALIC ACID	26424	385340	41848	205720
291811	LACTIC ACID	13329	100187	13487	73394
291812	TARTARIC ACID	2419	46951	6191	22277
291813	SALT & ESTER OF TARTARIC ACID		7846	4	1019
291814	CITRIC ACID	197863	988875	117263	772282
291815	SODIUM CITRATE	18408	230613	21030	146630
291816	GLUCONIC ACID,SALTS & ESTERS	58547	441816	18267	351104
291819	OTH ESTER,SALTS OF CITRIC ACID	989	88278	9599	99726
291821	SALICYLIC ACID	859	17571	307	16880
291822	ASPARIN	31810	81023	27542	92296
291823	OTH ESTER,SALICYLIC ACID/SALTS	2601	12117	5290	12850
291829	OTH CARBOXYLIC ACID+PHENOL FUN	18922	100046	38332	226637
291830	CARBOXYLIC ACID+ALDEHYDE/KETON	16104	52536	3225	27210
291891	2,4,5-T(ISO)2,4,5-TRICHLOROPH				9528
292990	ISOCYANIDES	13634	118445	23319	143121
293020	2-N,N-DIMETHYL AMINO-1 SODIUM	34576	153614	3083	178810
293030	THIURAM MONO-,DI-,TETRASULPHID		8959	1955	42997
293040	METHIONINE	230827	1951230	222059	2022578
293090	2 N,N-DIMETHYLANINO1,3DISODIUM	29624	231921	193070	384677
293110	TETRAMETHYL LEAD&T-ETHYL LEAD	13100	28465	1889	18226
293120	TRIBUTYLTIN COMPOUNDS		988		652
293139	O-ALKYL(<C10,INCL.GCYCLOALKYL)	563	6656		17
293190	INGR.PESTI CON.PHOSPHORUS ATOM	188074	1258895	115719	583210
293211	TETRAHYDROFURAN	528	1437	151	432
293212	2-FURALDEHYDE (FURFURALDEHYDE)		21		6
293213	FURFURYL ALCOH/TETRAHYDRFURFYL			105	354
293214	SUCRALOSE	3249	5918		
293219	OTH HETEROCYCLIC COMP UNFUSED	5463	49641	34597	58430
293220	4,5,6,7-TETRACHLOROPHTHALIDE	51465	154505	4162	78069
293299	2,3 DIHYDRO,2-2DIMETHYL,7BENZO	143639	627483	209633	735547
293311	PHENAZONE & ITS DERIVATIVE	2030	6710	2241	7610
293319	OTH COMP UNFUSE PYRAZOLE RING	19895	90662	10539	43398
293321	HYDANTOIN AND ITS DERIVATIVES	1869	10429	3785	15839
293329	OTH COMP UNFUSE IMIDAZOLE RING	171531	847060	163145	647271
293331	PYRIDINE AND ITS SALTS	397	476	19	410
293332	PIPERIDINE AND ITS SALTS		404		165
293333	ALFENTANIAL(INN)(ANILERIDINE)	16298	104076	11094	78713
293339	CHLOROPHENIRAMINE & ISONIAZID	218026	1585881	338633	1711165
293341	LEVORPHANOL(INN) & ITS SALTS		2853		
293349	AMODIAQUINE	177221	849968	171094	764964
293352	MALONYLUREA/IT DERIV/SALT THOF		1067	2	2
293353	ALLOBARBITAL(INN)(AMBARBITAL)	1858	1989	421	1666
293354	OTH DERIVATIVES OF MALONYLUREA		50		
293355	LOPRAZOLAM(INN)MECLOQUALONE			58	58
293359	O-DIETHYL,O,ISO PHROPYL-6 ETC	365204	1865531	198206	1340659
293361	MALAMINE	81503	395714	83899	328444
293369	PYRIMETHANINE	121486	458993	67291	227584
293371	6-HEXANELACTAM(EPSILON-CAPROL)		2043		3302
293372	CLOBAZAM(INN),METHPRYLON(INN)		5985		
293379	ISATIN (LACTAM OF ISTIC ACID)	28019	119050	7958	75539
293391	ALPRAZOLAM(INN) CAMAZEPAM(INN)	37938	59843	63079	79559
293399	OTH INGREDIENTS FOR PESTICIDES	251444	1442188	185931	1030459
293410	NUCLEIC ACID BASE PESTICIDES	37291	234246	9793	159309
293420	COMP BENZOTHAZOLE RING SYSTEM	26300	82397	8366	37446
293430	COMP PHENOTHIAZINE RING SYSTEM	3344	50686	2855	18227
293491	AMINOREX(INN),BORTIZOLAM(INN)		6481		2948
293499	FURAZOLIDONE	835929	3968934	683794	4026111
293979	OTH DERIVATIVES OF VEGETAL		3561	4574	165300
293980	VEGE ALKALOIDS BASE PESTICIDES	2901	15470		10069
294190	CEPHALEXIN	891736	4706328	695400	3775286
300692	WASTE PHARMACEUTICALS				7

Contd.

## 10.11 Imports by Economic Categories (Detail)

(In Thousand Rupees)

Items	December, 2017	From July, 2017	December, 2016	From July, 2016
310100 ANIMAL/VEG FERTILIZER/PRODUCTS	6041	31548		21869
310210 UREA,WHET OR NOT AQUEOUS SOLUT	2008	23667	1567029	1580686
310221 AMMONIUM SULPHATE	97549	895138	80622	314671
310229 MIX AMMONIUM SULPHATE/NITRATE	66702	162675	29988	74981
310230 AMMONIUM NITRAT,WHET/NOT AQUES	33504	183273	10097	68991
310240 MIXT,AMMONIUM NITRAT/CALC CARB		1716		2519
310250 SODIUM NITRATE,CRUDE	16203	64323	14254	42552
310260 MIXT,CALCIUM/AMMONIUM NITRATE		2546	1174	2857
310290 OTH,MIN/CHEM NETROG FERTILZER		16743	1906	13997
310311 SUPERPHOSPATES CONT W35%(P2O5)	17864	53811	7606	22023
310319 OTHER SUPERPHOSPATES		63930		
310390 OTH,MIN/CHEM FERTILIZE HOSPHPT		3517		2237
310420 POTASSIUM CHLORIDE	7286	506011	82998	548420
310430 POTASSIUM SULPHATE	322255	1926609	60648	737999
310490 OTH,MIN/CHEM FERTILIZE POTASIC	31216	792499	32913	553270
310510 MIN/CHEM FERTILIZER >10KG	3333	5685		77606
310520 MIN/CHEM FERTZ ELEM NIT/PHO/PT	11673	84587	10405	104275
310530 DIAMMONIUM HYDROG ORTHO-PHOSPH	5917488	49090506	4800328	38268160
310540 AMMONIUM DIHYDROGEN ORTHO-PHOS	1614	326663	457	10390
310551 CHEM FERTZ CON NITRAT/PHOS	188	710		3714
310559 OTH MIN/CHEM FERTZ NITRAT/PHOS	644	10429	923	8227
310560 MIN/CHEM FERTZ ELEM PHOS/POTAS	604	2056		367
310590 OTH MINER/CHEMICAL FERTILIZER	21728	79544	11536	58590
320110 QUEBRACHO EXTRACT	7844	56315	7965	47455
320120 WATTLE EXTRACT	11444	154019	50089	212154
320190 ACAACIA CATECHU (CUTCH)	49133	247353	52587	229746
320210 SYN ORGANIC TANNING SUBSTANCE	171142	999811	177838	959813
320290 TANNING SUBS/PREP CHROMUM SUPH	72079	578888	69094	554681
320300 COLOUR MATTER,ACACIA CATECHU	4003	46393	4580	32867
320411 DISPERSE DYES/PREP BASE THEROF	259661	1389859	288323	1121307
320412 ACID DYES PREMETALISE/PREP/DYE	158225	856747	154874	748431
320413 BASIC DYES/PREP BASE THEREON	103958	388500	114984	424230
320414 DIRECT DYES/PREP BASE THEREON	42190	190910	32534	172925
320415 VAT DYES IDIGO BLUE	536519	2176825	281597	1685000
320416 REACTIVE DYES PREP BASE THREON	838045	4338503	686536	4274861
320417 PIGMENT PREP BASE THEREON	138153	1482205	197764	1442142
320419 DYES SULPHUR	134675	873589	169747	780031
320420 SYN ORGN PROD USE FLUORESCENT	29255	386305	63625	361884
320490 OTH,SYN ORGN COLOURING MATTER	1754	59000	9339	30471
320500 COLOUR LAKES,PREP AS SPECIFIED	40547	153680	23260	133074
320611 PIGMENT PREP TITANIUM DIOXIDE	598132	4410520	607658	3115989
320619 OTH,PIGMENT/PREP TITANIUM DIOX	18952	70887	16445	50292
320620 CHROME YELLOW	19286	75207	6347	34416
320641 ULTRAMARINE/PEP BASE THEREON	3532	27582	4621	22903
320642 LITHOPONE	185	22883	7229	19873
320649 MASTER BATCHES (COLOURED)	86065	451028	68406	399919
320650 FLOURESCENT POWDER		357	128	688
320710 OPACIFIERS	10744	78902	18777	76265
320720 VITRIFIABLE ENAMEL/GLAZE/ENGOB	10423	49213	6708	41724
320730 LIQUID LUSTER/SIMILAR PREPARAT	1051	12223	267	7273
320740 GLASS FRIT	85048	632482	70136	375257
320810 VARNISHES BASED ON POLYESTERS	8181	140259	26808	201043
320820 VARNISH B-ACRYLIC/VINYL POLYMR	72233	426273	60729	232117
320890 O-VARNISH BASED ON POLYAMIDES	129144	1007063	184758	940472
320910 VARNISH VINYL POLYMER DISPERS	20130	59663	4125	40889
320990 LACQUERED BLUE GOLDEN /SILVER	57387	229764	46727	141280
321000 DISTEMPERS	18204	134738	20137	121123
321100 PREPARED DRIERS FOR LEATHER	3658	85635	7775	89035
321210 STAMPING FOILS	44663	262595	17938	163034
321290 ALUMINIUM PASTE AND POWDER	21646	131430	26594	108924
321310 COLOURS IN SETS	5771	31014	5997	24657

Contd.

## 10.11 Imports by Economic Categories (Detail)

(In Thousand Rupees)

Items	December, 2017	From July, 2017	December, 2016	From July, 2016	
321390	OTH COLOUR ARTIST/PAINTERS	1236	3442	236	1519
321410	GLAZIER PUTTY(MASTIC B-ON OIL	21541	204420	41029	202921
321490	SILICON SEALANT	99532	369339	37458	273778
321511	ROLLING COATING PRINT INK BLK	70256	368906	33611	292696
340290	OTH ORG SURFAC ACT,WASH/CLEAN	131263	1094388	219153	960950
340311	PREPARA FOR, LEATHER INDUSTRY	40766	215667	25445	223567
340319	GREASES	411936	1194029	97366	821561
340391	FAT LIQUOURS	274046	1213081	174194	1059377
340399	MOULD RELEASE PREPARATIONS	122395	644406	50373	420001
340420	ART/PREP WAXES,POLYETHEL GLYCL	22347	183396	15117	144411
340600	CANDLES,TAPERS AND THE LIKE	16974	83630	12672	30009
340700	DENTAL WAX/OTH PREP DENTISTRY	14350	79321	7781	32848
350110	CASEIN	9039	19032	5571	20516
350219	OTHER EGG ALBUMIN		34		
350220	MILK ALBUMIN,INCL WHEY PROTEIN			10	92221
350290	OTH ALBUMIN O/T EGG ALBUMIN		106		478
350300	GELATIN	15162	70938	1958	49202
350400	PEPTONEDERV,PROTEIN SUBSTANCE	1578	53265	9470	45393
350510	DEXTRINS	59270	340514	50240	257519
350520	STARCH GLUES	8218	49521	3418	23105
350610	PROD SUITABLE USE GLUE/ADHESIV	43356	176512	38076	159458
350691	SHOE ADHESIVE	181122	1004925	166359	921135
350699	SEALANT METHYLE ETHYLE 60TO70%	18785	120708	21926	121916
350710	RENNET AND CONCENTRATE THEREOF	108	6779	1016	5552
360690	OTH FERRO CERIUM/OTH PYROPHORC		1960		18696
370110	X-RAY FILM,PLATE IN FLAT UNEXP	71145	572909	127783	632716
370120	INSTANT PRINT FILM UNEXPOSED		6839	491	497
370130	O.PL&FILM-TEX.PRINTING.EXC.255	61117	389241	80009	454097
370191	O.PL/FILM-COLOUR PHOTOGRAPHY		323		
370199	OTH PHOTOGRAP/PLAT/FILM/UNEXPS	3	60		625
370210	PHOT-FILM ROLL UNEXPOSE,X-RAY		385		3691
370239	OTH PHOT FILM ROLL ST/UNEXPOSE	1733	9636		1456
370241	PHOT FILM W>610MM,L>200M,COLOR		837		
370243	PHOT FILM W>610MM,L<200M		2018		19722
370244	PHOT FILMW>105MM BUT<610MM	10790	147922	533	126277
370310	PHOT PAPER/BOARD/TEXT W>610MM		228		440
370320	PHOT PAPER/BOARD/TEXT UNEX/COL	247	40752	2964	9713
370390	OTH PHOT PAPER/BOARD TEXT UNEX	3543	39598	7468	40691
370400	PHOT PLAT/FILM PAPER/BOARD EXP		260		241
370500	PHOTO PLATES FILMS EXP/DEV		92	300	358
370690	OTH CINEMA FILM EXPOSE DEVELOP	509	3089	862	4594
370710	SENSITISING EMULSIONS	7532	49939	3950	45323
370790	OTH CHEM PREP,PHOTOGRAPHIC USE	30896	160670	34702	125557
380110	ARTIFICIAL GRAPHITE		17460	1056	12056
380120	COLOIDAL/SEMI COLOIDL GRAPHITE	872	7600	224	4140
380130	CARBONEOUS PASTE ELECTRODE	4552	8841	660	2905
380190	OTH,PREP GRAPHITE O/T CARBON	2087	15836	2376	26102
380210	ACTIVATED CARBON	25927	112290	25156	113022
380290	OTH ACT CARBON/NAT MINER PROD	8886	94400	4974	73213
380300	TALL OIL WHETHER/NOT REFINED		2195		136
380400	RESIDUAL LYE FROM WOOD PULP NS	20218	78280	17604	111192
380510	GUM,WOOD,SULPHAT TURPENTIN OIL	853	853		1005
380590	OTH TERPENIC OIL CONIFER WOOD	10701	65052	12992	54852
380610	GUM ROSIN	76278	386229	93188	445693
380620	SALT OF ROSIN/RESIN ACIDS DERV	17150	45684	11577	37672
380630	ESTERS GUMS		38304	19103	49425
380690	OTH,ROSIN,SPIRIT,OIL,RUN GUMS	13946	36155	15017	41104
380852	DDT<300G REG AGR PESTI ORD71				134
380859	CLOFENOTANE<300 AG PEST ORD71	20	20		24
380869	PROD REG UNDER AGR PESTI ORD71	89	105		
380891	MOSQUITO COIL, MATE&THE LIKE	407883	3015365	366911	2612436

Contd.



## 10.11 Imports by Economic Categories (Detail)

(In Thousand Rupees)

Items	December, 2017	From July, 2017	December, 2016	From July, 2016
380892 FUNGICIDES REG.UNDER A. P.O-71	171083	1447922	234699	1721594
380893 HERBICIDES R.UNDER A.P.O-71	923469	4256161	419238	3595869
380894 DISINFECTANTS	39760	232358	20618	181816
380899 PLANT-GROWTH REGULATORS R.O-71	25019	160233	11120	100872
380910 FINISHING AGENT AMYLACOUS SUBS	1207	7066	225	1636
380991 PRINTING GUM STARCH TEX-PRIN	291724	1758170	240688	1507541
380992 OTH FINISHING AGENT DYE CARIER	44014	209421	25556	166868
380993 OTH FINISHING AGENT DYE CARIER	75789	502449	57745	413118
381010 PICKLING PREP METAL SURFACE	27338	204202	29304	213890
381090 PREP. COAT WELD ELECTRODE/CORE	82595	343325	59282	245724
381111 ANTI-KNOCK PREP OF LEAD COMP		147	19	800
381119 OTHER,ANTI-KNOCK PREPARATIONS	9056	60992	2795	13803
381121 ADD LUBRICATE,PET OIL BIT MINE	410029	2910575	468297	2785789
381129 OTH ADDITIVE LUBRICATING OIL	34150	352669	17826	256051
381190 OTH PREP ADDITIVE FOR LIQU USE	157835	716287	145680	747368
381210 PREPARED RUBBER ACCELERATORS	33148	147433	27535	114367
381220 COMPOUND PLASTICIZER RUB PL	1928	13552		4904
381231 MIX OF OLIGOMERS TRIMETHYL	2133	15716		
381239 OTH OXIDISIN/COMP FOR RUB/PLAS	108951	736807	162132	697058
381300 PREP/CHARG FIRE-EXTINGUISHERS	22768	40585	712	33065
381400 ORGAN COMP SOLVENT/THINNER NES	47855	257022	51184	203939
381511 SUPORTED CATALYST WITH NI/COMP	11607	104346	22185	259899
381512 SUPORTED CATALYST WITH PR/METL	582	1022302	544	14658
381519 ANTIMONY TRIACETATE	22482	734380	40583	551163
381600 REFRACTORY CEMENT,MORTARS,CONS	128661	588501	59542	411035
381700 MIXE ALKYL-BENZEN&MIX AL-NAPHT	620571	4877934	1152768	4319580
381800 CHEM ELEMENT/COMP DOP-ELECTRON		107	1144	1219
381900 HYDRAULIC BRAKE FLUIDS	22858	100296	21343	88279
382000 ANTI-FREEZING PREP/DEICE FLUID	15451	154921	15856	109865
382100 PREP CULTURE MEDIA MICRO-ORGAN	17549	83900	10473	50583
382200 DIAGNOSTIC/LAB REAGENTS/PR-DIA	1134310	5561823	889475	3635219
382311 STEARIC ACID	24079	168162	51607	201349
382312 OLEIC (OLIVE) ACID	4068	25234	5165	26559
382313 TALL OIL FATTY ACIDS		6270	740	7059
382319 PALM FATTY ACID DISTILLATE	307880	1784570	199601	1421723
382370 INDUSTRIAL FATTY ALCOHOLS	15852	195550	7874	109563
382410 PREP BINDER FOUNDRY MOUL CORES	19846	123245	8736	62945
382430 NON-AGGLOMERATED METAL CARBIDE		961		
382440 PREPARED ADDITIVES FOR CEMENT	113334	535034	70044	364148
382450 NON-REFRACTORY MORTAR CONCRETE	13281	48573	8257	29030
382460 SORBITOL OTH SUB-H-NO.2905.44	51892	335176	55302	310020
382475 MIX CON CARBON TETRACHLORIDE		51		
382478 CON (PFCs)/(HFCs)BUT NOT(CFCs)	28194	200810	39139	126240
382479 OTH MIX CON HALOGE DER OF METH	7005	40883	731	72127
382481 MIX CON OXIRANE(ETHYLE OXIDE)		1203		
382484 CONT ALDRIN,CAMPHECHLOR TOXAPH	807	10021		
382491 MIX OF 5ETHYL-2METHL-2OXID-BIS	14764	108262		
382499 GUM BASE USED FOR CHEWING GUM	1152330	7038333	1677615	7445878
382550 WASTE OF METAL PICK LIQUORS				40
382569 OTH WASTE FROM CHEM.INDUSTRY			5267	5267
382590 OTH RESIDUAL OF CEHM.INDUSTRY	212	212		1013
382600 BODIESE&MIXTURE 70%WT-PET-OIL		155	96	96
390110 POLYETHYLENE SP GRAVITY<0.94	2528043	17746804	2167062	15061009
390120 POLYETHYLENE SP.GRAVITY>0.94	1962136	17330198	2025484	13890365
390130 ETHYLENE-VINYL ACETATE COPLMER	200542	852457	164940	840874
390140 ETHYLENE-ALPHA-OLEFIN G.-0.94		3034		
390190 OTH POLYMER OF ETHYLENE P.FORM	327255	2008595	340332	1687335
390210 POLYPROPYLENE	4031293	25827808	4188868	20067816
390220 POLYISOBUTYLENE	9694	32722	181	7147
390230 PROPYLENE COPOLYMERS	1294365	8135187	1102768	5876269
390290 OTHER OLEFINS IN PRIMARY FORMS	31121	199666	23532	144195

Contd.

## 10.11 Imports by Economic Categories (Detail)

(In Thousand Rupees)

Items	December, 2017	From July, 2017	December, 2016	From July, 2016
390311 POLYSTYRENE EXPANSIBLE	20291	81488	8493	72941
390319 GENERAL PURPOSE POLYESTYRENE	16545	200040	12512	130626
390320 STYRENE-ACRYLONITRILE COPOLYMR	22163	176982	33764	136379
390330 ACRYLONITRILE-BUTADINE-STYRENE	334763	1982045	434221	1639353
390390 OTH POLYMERS OF STYRENE	41105	131951	14218	124781
390410 POLYVIM-CHLORIE EMULSION GRADE	375116	2837837	616011	2368584
390421 OTH POLYVINYL CHLORIDE, NON-PLA	6924	63156	13566	36334
390422 OTH POLYVINYL CHLORIDE PLASTIC	38187	180400	40979	180903
390430 VINYL CHLORIDE VINYL ACETATE	2909	30005	2166	19456
390440 OTH VINYL CHLORIDE COPOLYMERS	17200	57997	4577	36779
390450 VINYLIDENE CHLORIDE POLYMERS	4977	4977		
390461 POLYTETRALUOROETHYLENE	615	1164	195	892
390469 OTHER, FLUORO-POLYMERS	1139	6860	998	7832
390490 OTH POLYMERS OF VINYL CHLORIDE	1889	8947	3511	16038
390512 POLYVINYL ACETATE AQUE DISPERS	16799	33675	8045	27055
390519 OTH POLYVINYL ACETATE (PVA)	1518	30053		25759
390521 VINYL ACETATE COPOLYMERS AQUEO	49359	273813	47437	216188
390529 OTH VINYL ACETATE COPOLYMERS	23964	110162	20954	93542
390530 POLYVINYL ALCOHOL W/N CON UNHY	214724	1208063	188627	1226825
390591 COPOLYMERS	93	12512	779	8351
390599 ETHERS POLYVINYL	25325	202413	30291	180180
390610 POLYMETHYL METHACRYLATE	29442	146656	8555	72363
390690 CYANOACRYLATE ADHESIVE RETAIL	610136	3098088	486956	2321760
390710 POLYACETALS	26156	250028	29101	116865
390720 OTHER POLYETHERS	1068423	4472985	536465	3543435
390730 EPOXIDE RESINS	83889	577404	93577	489979
390740 POLYCARBONATES	90447	738553	94770	644602
390750 ALKYD RESINS	26201	110817	2131	179915
390761 POLYYARN & FILM GRD V>78ML/G	211292	747219	502869	1746583
390769 OTH YARN AND FILM GRADES	37401	95081		
390770 POLY(LACTIC ACID)	6999	21048		14643
390791 OTHER POLYESTERS, UNSATURATED	3578	32906	5216	32087
390799 OTH POLYESTERS IN PRIMARY FORMS	130889	698348	80389	384111
390810 POLYAMIDE-6,-11,-12,-6,6,-6,10	36823	191111	13855	112219
390890 OTH POLYAMIDE IN PRIMAR FORM	26395	150925	26399	120922
390910 UREA FORMALDEHYDE MOULDING COM	12996	26904	3160	26583
390920 MALAMINE RESINS	38170	184113	36472	125219
390931 POLY(METHYL PHENYL ISOCYANATE)	603123	2131575		
390939 OTHER AMINO-RESINS	29919	93517	38151	697250
390940 PHENOLIC RESINS	35183	195267	19158	162208
390950 POLYURETHANES	460707	2400440	241431	1401712
391000 SILICONES IN PRIMARY FORMS.	382809	2746492	307090	2076408
391110 PETROLEUM RESINS	26554	161848	23971	86078
391190 OTH, POLYSULPHIDE, SULPHONE/PLAS	23077	145328	20841	101381
391211 CELLULOSE ACETATES, NON-PLASTI		1186	23	23
391212 CELLULOSE ACETATES, PLASTICISED		3981		8478
391220 CELLULOSE NITRATES, NON PLASTI	84286	454918	81720	432405
391231 CARBOXYMETHYL CELLULOSE & SALT	101887	693480	76354	512498
391239 OTHER CELLULOSE ETHERS	238601	1148782	196124	970131
391290 OTH CELLULOSE & CHEM DERIVATIV	29012	258070	28375	199606
391310 ALGINIC ACID, ITS SALTS & ESTER	225403	1087731	159160	885381
391390 PROTEIN HARDENED	34377	232705	47729	170477
391400 ION-EXCHANGERS OF CONDENSATION	32394	267784	35492	166398
391510 WASTE, ETC OF ETHLY/POLYM/PLAST	3171	31528		7343
391520 WASTE, ETC OF STYRENE/POLY/PLAS	500	500		
391530 WASTE ETC OF VINYL-CHLORIDE/PL	117060	529099	26662	148035
391590 WASTE, ETC PLASTIC/PARING	99261	583486	30194	143904
391610 MONOFILAMENT D>1MM RD/ST/PROFI	183	10035		1229
391620 MONOFILAMENT D>1MM-PL PO VICHL	17688	99759	8356	56913
391690 OTH MONOFIL D>1MM PLASTIC-TOH	16085	91976	12859	75132
391710 ARTIFI GUTS OF HARDEN PROTEIN	22	251	60	10688

Contd.

## 10.11 Imports by Economic Categories (Detail)

(In Thousand Rupees)

Items		December, 2017	From July, 2017	December, 2016	From July, 2016
391721	TUBE,PIPE HOSES,RIGID,OF POLYM	25034	221688	7610	139226
391722	TUBE,PIPE HOSES,POLYMER OF PRO	99	68949	3418	19261
391723	HEAT SHRINKABLE SLEEVES/TUBES	22817	136786	14217	75151
391729	TUBE,PIPE HOSE,RIGID,OTH PLAST	1550	44563	3493	313796
391731	FLEXIBLE TUBE,PIPE B-PRE27.6MP	21111	87393	10763	77993
391732	OTH,TUBE,PIPE HOSE W/OUT FITNG	3576	10543	3048	12575
391733	OTH TUBE,PIPE NOT REINFORCED	7316	19020	662	10161
391739	O-HEAT SHRINKABLE SIEEVES/TUBE	385954	790407	226352	637539
391890	FLOOR COVERING OF OTH PLASTICS	7523	38647	7383	90181
391910	INSULATING TAPE DOUBLE SIDE	191141	1015361	180639	798141
391990	ORIENTED POLYPROPYLENE P-TAPE	399120	2217831	315080	1748956
392010	OTH PLATES,ETC PLASNON-CELULAR	226907	1034068	148020	1012533
392020	BIAXIAY ORIENT(BOPP)FILM PLAIN	64452	718298	138519	713835
392030	OTH PLATE,SHEET,ETC OF PLASTIC	21537	244557	40482	268251
392043	OTH PLATE,MAT OF VINYL CHLORID	86627	509880	86628	399520
392049	POLYVINYL CHLORIDE RIGID FILM	113941	681078	85125	593019
392051	OTH PLATE,ETC ACRYLIC POLYMERS	12029	53308	8838	41341
392059	OTH PLAT,ETC OTH ACRYLPOLYEER	6322	57924	10067	46385
392061	POLY CARBONATE IN PLATE, ETC	2800	16444	7619	24667
392062	OTH PLATE ETC POLY(ETH TEREPH)	43792	192656	146343	460401
392063	POLYS FILM OF UNSAT-POLYSTERS	15960	78172	9539	37624
392069	OTH PLATES ETC OF OTH POLYESTR	5443	50309	7045	52195
392071	OTH PLAT ETC PLAS OF REG CELUL		4380	1648	6782
392073	OTH PLATETC PLASTIC NON CELLU	117	117		
392079	OTH PLAT ETC-PLAS OF CEL DERIV		1135		424
392091	OTH PLATETC PLAS OF PO BUTRAL	930	26339	7248	26314
392092	OTH PLAT ETC-PLAS OF POLYAMIDE	5585	17882	46	6958
392093	OTH PLAT ETC-PLAS OF AMINO-RES				20
392094	OTH PLAT ETC-PLAS OF PHENORES		2493	1564	2829
392099	OTH PLAT ETC-PLAS OF OTH PLAST	116179	512763	85128	296225
392111	PLATES ETC OF PLAS POLY/STYREN	8478	31772	15638	38725
392112	PLAT ETC PLASTIC CEL P-VIN-CHL	22981	272271	41701	313205
392113	PLAT ETC PLA CEL OF POLUURETHA	16168	127039	46365	233029
392114	PLAT ETC PLA CEL OF REGERATED	4471	24460	3479	17715
392119	FLAT SHET ETC PLA CEL OTH PLAS	35748	227311	41169	174192
392690	SYNTHETIC FLOTS FOR FISHNG NET	434678	2876933	395022	2224461
400110	NATURAL RUBBER LATEX	300802	1620772	159405	1023075
400121	SMOKED SHEETS	116561	637604	71254	341375
400122	TECH SPECIFIED NATURAL RUBBER	521667	2291298	189461	1466173
400129	OTHER NATURAL RUBBER	19482	112843	20577	129026
400130	BALATA,GUTTA-PARCHA,CHICLE ETC	18	18		
400211	STYRENE-BUTADIENE RUBBER LATEX	119029	814430	117772	524692
400219	STYREN BUTADIEN RUBER CARBXyla	254064	1898781	362369	1392587
400220	BUTADIENE RUBBER (BR)	3280	97384	27781	205575
400231	ISOBUTENE-ISOPRENE RUBBER(IIR)	239494	1112072	157600	1263793
400239	OTH,HALO-ISOBUTENE-ISOPRENE RU	34674	106449	177	56549
400241	CHLOROPRENE RUBBER LATEX (CR),		438	873	873
400249	CHLOROPRENE RUBBER O/THAN LATX	31229	316531	49859	214064
400251	ACRYL BUTADIENE RUBBER LATEX		2516	18	18
400259	ACRYL BUTAD RUBBER O/THAN LATEX	40882	209728	43007	220043
400270	ETHYL PROPLENE-NON-CONJUGATED	24916	100168	19421	116075
400291	OTH SYNTHETIC RUBBER FACTICE		441		123
400299	OTH SYN RUBBER FACTICE D/F OIL	3370	113910	18783	112735
400300	RECLAIMED RUBBER PRIMARY FORM	53585	232834	33441	167576
400400	BAGOMATIC BLADDER SCRAPE	78228	438860	96563	344992
400510	PLATES OF UNVULCANISED RUBBER	45633	223528	24819	120076
400520	SOLUTION/DISPERS O/T H-4005.10		1359	17	433
400591	PLATE,SHEET STRIP UN-VUL RUBER	1094	5597	229	5617
400599	OTHER COMPOUNDED RUBBER	25207	80896	21732	81291
400610	CAMEL-BACK STRIP RETR RUB TYR	271	271		83
400690	OTH FORM&ARTIC UNVULCAN RUBBER	1739	15630	16029	18620

Contd.

## 10.11 Imports by Economic Categories (Detail)

(In Thousand Rupees)

Items	December, 2017	From July, 2017	December, 2016	From July, 2016
400700 SINGLE CORD VALCANISED RUBBER	35348	194647	25238	154526
400811 WEA STRIP DOOR VH--87 CE-RUBER	14462	66480	10914	45855
400819 W-STRIP CAR DOOR-H8703 CEL-RUB	1350	13708	1931	11835
400821 W-STRIP DOOR-H8703 NON-CEL-RUB	24806	145011	19990	150357
400829 O-SH.STRIP,H-87032113,DOOR/LUG	2488	39719	5750	29816
400911 HOSES VEH SUB-H 8701,2,4 V-RUB	52631	305856	30367	209686
400912 TUBE,PIPE OF RUBER WITH FITING	2344	11295	2088	20710
400921 HOSES VEH S-H 8701,2,4 M+-RUBB	3305	28291	2911	21655
400922 TUBE,PIPE OF RUB WITH METL.FIT	5765	18922	4044	18851
400931 HOSES VEH S-H 8701,2,4 TEX+RUB	8613	44929	9399	45478
400932 TUBE,PIPE RUB W/TEX.METL.FIT	563	5142	224	3575
400941 HOSES VEH SH 8701,2,4.RUBB+O/M	6448	44358	6400	35469
401700 HARD RUBER IN ALL FORMS/ARTICL	2581	43664	2052	7094
410120 W.HID&SKIN BOV.WT8-10KG.UN.SPL				2540
410150 HIDES BUFFALO WT>16 KG	21854	147406	17917	164099
410190 OTH HIDES INCL BUTT,BEND&BELIE			645	645
410210 LAMB SKIN WITH WOOL,RAW FR/DR	193309	924040	117489	862981
410221 LAMB SKI W-OUT WOL PICKLED RAW	20715	528588	14060	158135
410229 OTH RAW SK SHEP/LAM W/OUT WOOL		17936	2027	15342
410390 OTH GOAT SKINS, RAW	48728	206464	66152	233922
410411 HIDE/SKIN FULL GRAIN UNSPLIT		7285		7829
410419 OTH HIDE,SKIN WET STATE		17914	15371	83612
410441 HIDE,SKIN FULL GRAIN DRY STATE				7078
410449 OTHER HIDES DRY STATE(CRUST)		2302	701	1758
410510 WET BLUE LAMB,SHEEP SKIN	51303	296958	77878	373297
410530 SHEEP/LAMB SKIN NO WOOL CRUST		3		24
410621 GOAT/KID SKIN WET BLUE	33886	187447	45549	173187
410622 GOAT/KID SKIN CRUST	845	4482	14448	35461
410691 OTH WET BLUE SKINS				535
410712 WHOLE HIDE/SKIN GRAIN SPLIT BV	251	15116	2153	2394
410719 OTH WHOLE HIDE/SKIN BOV ANIMAL	90931	606019	53244	391116
410792 OTH HIDE INCL SIDE GRAIN SPLIT	71	20719	108	108
410799 OTH LEATHER FURTHER PREPARED	22423	80016	15295	89912
411200 PREPARED LEATHER SHEEP/LAMB	830	33455	1055	15717
411310 LEATHER PREP.AFTER TANN GOAT	656	34373	10347	82627
411330 REPTILE LEA PREPAR AFTER TANED				337
411390 OTH LEA FURTHER PREP.AFTR TANE	11859	24595	4577	57031
411420 PATENT LAMINATED METALIS LEATH	680	3340	83	3985
411510 COMP. LEATHER WITH BASIS LEATH	401	23986	3162	18060
411520 PARINGS, OTH WASTE OF LEATHER	591	11049	158	3075
420600 ARTI OF GUT OF BLADER/ TENDONS			4	33
430180 OTH FURSKINS, WHOLE		176		
430219 LEA SHEARLING-FINISH LEA W-WOL	857	44783	1725	29726
430220 HEAD,TAILS,PAWS&OTHER CUTTINGS				4
440111 CONIFEROUS FUEL WOOD,LOG,BILET			40	40
440122 WOOD IN CHIPS OR PART NON-CON		529		
440311 CONFWOOD TRET WIT PAINT,STAIN	19619	92595	8063	113415
440312 NON CONF.WOOD WIT PAINT,STAIN		2294		
440321 WOOD OF PINE CROS-SEC> 15CM	10225	70409		
440322 WOOD OF PINE OTH CROS-SEC		15107		
440324 WOOD OF FIR OTH CROS-SEC		9693		
440326 OTH CONIFEROUS WOOD	10239	42368	52809	207662
440349 SAWLOGS & VENEER LOGS NON-CONF	61354	184040	39958	168700
440394 WOOD OF BEECH OTH CROSSEC		2247		
440399 WOOD OF OTHER NON-CONF SPECIES	221798	1602330	187670	1306099
440410 CONIFEROUS HOOPWOOD,POLE,PILE	17311	50016	5053	30770
440420 NON-CONIF HOOPWOOD,POLE,PILE		49	862	2268
440799 OTH WOOD NON-CONF.SPECIES	129058	836871	171121	883993
440810 CONIFEROUS SHEET FOR VENEERING	16755	70296	10662	50829
440839 OTH VENEER SHEET/TROPICAL WOOD	5265	20107	9303	36349
440929 OTHER NON-CONIFEROUS WOOD	1187	5240	525	1584

Contd.

## 10.11 Imports by Economic Categories (Detail)

(In Thousand Rupees)

Items	December, 2017	From July, 2017	December, 2016	From July, 2016	
441011	PARTICLE BOARD OF WOOD	13948	89137	12260	138731
441012	ORIENTED STRAND BOARD UN-WORKED	609	2592	1081	1811
441019	OTH P-BOARD OF LIGNEOUS MATERIAL		132		749
441090	OTH P-BOARD NOT AGGLOMERATED W-RESIN	1057	9986	833	5030
441112	(MDF) THICKNESS NOT EXCEEDING 5MM	36851	212071	147328	755506
441113	(MDF) THICKNESS 5MM TO 9MM	8428	65939	45509	161697
441114	(MDF) THICKNESS EXCEEDING - 9MM	201749	1045408	190519	998058
441192	OTH (MDF) DENSITY EXC 0.8 g/cm3	2626	20410	184076	237136
441193	MDF-NOT MECHANICALLY WORKED-.5-.8G/cm2	243481	1099205	24495	660950
441194	OTH (MDF) DENSITY NOT > 0.5g/cm3	1138	6745		4894
441210	P-WOOD, VENEER PANELS OF BAMBOO	1384	23773	5965	8563
441231	OTH P-W OUTER PLY TROPICAL WOOD		10663		3716
441233	OTH P-W OUTER PLY NON-CONIFEROUS	21157	76265	31342	242295
441234	NON-CONIFEROUS WOOD WITH ONE OUTER PLY	58571	210935		
441239	OTH P-W CONSIST OF WOOD SHEET-6MM	11842	156150	17648	117067
441294	OTH BLOCKBOARD, LAMINATED & BATTEN		2099	514	4998
441299	OTH P-W CONSIST OF WOOD SHEET	915	49871	11581	19620
441400	WOODEN FRAMES FOR PAINTINGS	1217	5139	417	3528
441510	CASES, BOXES, CRATES, SIMILAR/PACKING	2957	6292	2	1356
441520	BOX PALLETS & OTHER LOAD BOARD	1030	2001	95	684
442191	OTH ARTICLES OF BAMBOO		120		
442199	BOBBINS	32734	166614	12523	87682
450110	NATURAL CORK, RAW/SIMPLY PREPARED	49	1080	299	1018
450190	WASTE CORK, CRUSHED, GRANULATED	230	3191		2505
450200	NATURAL CORK, BLOCK, PLATE, SHEET		61		16
450310	CORKS AND STOPPERS			43	51
450390	OTHER ARTICLE OF NATURAL CORK				114
450410	IMPREGNATED CORK SHEET	930	18153	1996	17985
460290	OTH BASKET WORK VEGETABLE MATERIAL	1015	5550	959	3172
470100	MECHANICAL WOOD PULP	64109	399658	57123	249587
470311	CHEM WOODPULP UNBLEACHED CONIFEROUS	41980	357228	41791	337116
470319	CHEM WOODPULP UNBLEACHED NON-CONIFEROUS		42172	16944	45979
470321	CHEM WOODPULP SEMI-BLEACHED/BLEACHED	504381	3284233	476822	1942748
470329	OTH CHEM WOODPULP BLEACHED/SEMI-BLEACHED	266801	2110317	172952	1236611
470429	CHEM WOODPULP, SEMI-BLEACHED/UNBLEACHED NON-CONIFEROUS	32854	283127	5080	97652
470500	SEMI-CHEMICAL WOOD PULP	117625	707771	19737	355188
470620	PULP OF FIBRES DERIVED FROM WOOD	15789	18330		23665
470691	PULP OTHER CELLULOSE MATERIAL MECHANICALLY				93
470710	UNBLEACHED KRAFT PAPER IN BUNDLES	39568	44897	5742	45495
470720	OTH PAPER OF CHEMICAL PULP-BUNDLES		206		
470730	PAPER/BOARD IN PRESSED BUNDLES				6576
470790	UNSORTED WASTE PRESSED BUNDLES	153728	1198353	187938	1289343
480100	NEWSPRINT, IN ROLLS OR SHEETS	330284	2820276	426396	2545927
480210	HAND-MADE PAPER & PAPERBOARD		977	28	1001
480220	PAPER/P-BOARD PHOTO-SENSITIVE		183	3484	3635
480240	WALL PAPER BASE		287	147	577
480254	OTH PAPER & PAPERBOARD < 40G/SQM	12627	46422	8534	38275
480255	PRINT PAPER, UNCOATED IN ROLL	299345	1563642	269125	1404290
480256	OTH PAPER & PAPERBOARD IN SHEETS	5886	34403	8455	24450
480257	OTH PAPER WT 40-150 G/M2	29950	98471	8203	107339
480258	ART PAPER, UNCOATED WT > 150G/M2	92810	431048	34926	259542
480261	OTH PAPER & PAPERBOARD IN ROLLS		996	244	1445
480262	OTH PAPER & PAPERBOARD IN SHEET	402831	2098277	408931	2251499
480269	OTH U-C CARBONISING BASE PAPER	46356	321001	11226	121431
480300	TOILET FACIAL TISSUE/TOWEL ETC	30979	176756	47906	279156
480411	KRAFTLINER UNCOATED UNBLEACHED	101507	990921	238682	1026660
480419	OTH KRAFTLINER UNCOATED ROLL/SHEET	78769	408747	152496	496682
480421	SACK KRAFT PAPER, UNBLEACHED	656845	3616705	508010	2541542
480429	OTH SACK KRAFT PAPER UNCOATED RISH	20094	24900	11158	12085
480431	OTH KRAFT PAPER BOARD WT 150G/SQM UNBLEACHED	31268	403800	63876	305505
480439	OTH UNCOATED KRAFT PAPER BOARD WT 150G/SQM UNBLEACHED	16753	74491	51692	133362

Contd.

## 10.11 Imports by Economic Categories (Detail)

(In Thousand Rupees)

Items		December, 2017	From July, 2017	December, 2016	From July, 2016
480441	OTH KR.P/BORD W>150G<2259-UNBL			1237	1821
480442	OTH KRAFT 150-225G BLECH		1810	38	3674
480449	OTH KRAFT PAPER IN ROCC/SEETS		489		
480451	OTH KRAFT PAPER 225G ON BLEACH	5462	13646		14865
480459	OTH KRAFT PAPER IN ROLL 225G	18945	57158	15313	80393
480511	SEMI-CHEMICAL FLOUTING PAPER	19462	63217	130491	302880
480519	OTHER FLUTING PAPER	4609	29469	6198	47672
480524	TESTLINER BD WT150G/M2 OR LESS	4180	19756	5930	47572
480525	TESTLINER BOARD WT>150 G/M2	14030	103590	12707	68279
480530	WRAPPING PAPER,UNCOAT	16384	86872	4004	54793
480540	FILTER PAPER/PAPERBOARD,UNCOAT	3855	18514	730	9295
480550	FELT PAPER/PAPERBOARD,UNCOATED	256	256		
480591	P/BOARD W150g DI-ELE St.5KV/MM	40531	243299	25736	193683
480592	P/BOARD W225g DI-ELE St.5KV/MM	20891	141898	11431	85256
480593	P/B W225g OR> DI-ELE St.5KV/MM	37012	177203	23137	115536
480610	VEGETABLE PARCHMENT PAPER		7709	734	4922
480620	GREASEPROOF PAPERS	506	8370	2067	8616
480630	TRACING PAPERS			8168	19149
480640	PAPER, GLASSINE	9955	73935	5652	65116
480700	COMPOSITE P/BOARD STICKING FLA	5642	19117	8833	10495
480810	CORRUGATED P&P/BOARD PERFORMED	77	77	123	992
480840	SACK KRAFT PAPER CREPED/EMBOSD	58	3535	992	3969
480890	OTH PAPER,CREPED/EMBOSSD/PERF	1840	16106	4045	22122
480920	SELF COPY PAPER	39657	409564	46373	289044
480990	OTH COPYING / TRANSFER PAPERS	8370	73864	3646	18165
481013	ART PAPER COATED IN ROLLS	215386	1278329	106106	697831
481014	P&P/B IN SHEET 1-SIDE<435/297M	122	6050	3083	5966
481019	OTHER WRITING PAPER	62503	417578	56146	265860
481022	LIGHT WEIGHT COATED PAPER			133	140
481029	OTH LIGHT WEIGHT COATED PAPER	294454	1710008	271258	1317460
481031	KRAFT PAPER&BOARD WT 150G/M2		13007		6008
481032	KRAFT PAPER&P/BOARD WT>150G/M2	3152	24602		15927
481039	OTH KRAFT PAPER&P/BOARD BLEACH	1660	10725	607	4244
481092	OTH PAPER&P/BOARD MULTI-PLY	855951	5711398	1141636	5933523
481099	OTH PAPER&P/BOARD COATED	36068	250174	36607	208746
481110	P&P/BOARD,TARRED,BITUMINISED	65	81	1160	2845
481141	GUMMED ADHESIVE PAPER & BOARD	217400	1040723	181747	942125
481149	OTH GUMMED/ADHESIVE P&P/BOARD	18494	62929	24353	125858
481151	PAPER&PAPER BOARD PLASTIC COAT	23183	67267	56	2738
481159	THERMAL FAX PAPER	358965	2565425	267209	1648823
481160	WAX PAPER	43802	407522	48817	400843
481190	OTH P&P/B CELLULOSE WADDING	147482	931552	141391	817576
481320	CIGRETTE PAPER IN ROLL WTH SCM	31518	389274	37016	226292
481390	OTH CIGARET PAPER,BOOKLET/TUBE	60733	323927	33768	185879
481420	WALL PAPER COVERD WITH GRANITE	61994	256009	31825	115090
491199	OTHER, PRINTED MATTER	14070	146587	30692	195922
500100	SILK-WORM COCOONS FOR REELING		775	1326	1326
500200	RAW SILK (NOT THROWN)	21970	168775	17639	163974
500300	SILK WASTE, YARN WASTE&G-STOCK				50
500400	SILK YARN,NOT RETAIL SALE	29219	195867	54635	231470
500500	YARN SPUN FROM SILK,WASTE NRS	23461	259245	58401	329226
500790	OTHER SILK FABRICS	48989	657420	150873	878271
510111	SHON WOOL GREASY	8259	15484	1652	15232
510119	OTHER GREASY FLEECE WSHED WOOL	11514	80883	26902	134319
510121	SHORN WOOL, DEGREASED	3483	3483		8333
510129	OTHER DEGREASED WOOL NOT CORBO		9127	2296	13990
510130	CARBONISED WOOL		58686		88106
510211	FINE ANIMAL HAIR OF KASHMIR				77
510219	OTH FINE ANIMAL HAIR KASHMIR		110	245	245
510320	OTH WASTE OF WOOL/ANIMAL HAIR				194
510330	WASTE OF COARSE ANIMAL HAIR				11359

Contd.

## 10.11 Imports by Economic Categories (Detail)

(In Thousand Rupees)

Items	December, 2017	From July, 2017	December, 2016	From July, 2016
510510 CARDED WOOL		3600		7703
510529 OTHER WOOLTOPS&COMBED WOOL	6519	52223		28856
510539 OTH F-ANIMAL HAIR,CARD/COMBED		2		837
510610 YARN OF CARDED WOOL 85% WT WOL	26178	199415	3752	148868
510620 YARN OF CARDED WOOL<85% W WOL	11648	34392	2823	45845
510710 YARN OF COMBED WOOL-WOOL=>85%		6646	748	42041
510720 YARN OF COMBED WOOL-WEIGHT<85%		735	389	389
510810 YARN OF ANIMAL HAIR CARDED.				156
511300 WOV. FAB. COARSE ANIMAL HAIR.		418		
520100 LENTH NOT EXCEEDING 20.5MM	2472575	10303762	2400143	14813241
520210 YARN WASTE(INCL.THREAD WASTE)	7639	56656	2135	17167
520291 GARNETTED STOCK	14195	80429	5545	19183
520299 OTHER COTTON WASTE	13226	100657	7131	73057
520300 COTTON, CARDED OR COMBED.	38	125	36	1210
520411 COTTON SEWING THREAD 85%/MORE	781	4564	513	2635
520419 OTH COTTON SEWING THREAD 85%>	44	9381	614	2714
520420 COTTON THREAD FOR SEWING	4	103	270	1327
520511 SIN.COT.YAR.U.COM.FIB.D-714.29	20591	53324	10709	51796
520512 S-COT.YARN UCF.D-232.56-714.29	209340	872700	67055	227623
520513 S-COT.YARN UCF.D-192.31-232.56	461468	1475936	146899	614707
520514 S-C. YARN UCF D-125.00-193.31.	37264	158724	98894	183047
520515 S/C YARN UCF.D< 125.00-193.31.			21481	34657
520521 S/C YARN COM.FIB D-714.29/MORE				55228
520522 S/C YARN LF.DX.232.56-714.29	16903	148461	87438	303388
520523 S/C.YARN LF.DX.192.31-232.56	38732	111726	49533	103845
520524 S/C YARN COM.FIB.125-192.31-DX	766195	2604848	356870	1139233
520526 S/C YARN LF. DX. 106.30-125.	16163	79740	52847	52847
520527 S/C YARN COM.FIB.106-36-125-DX	279251	1514748	178089	1146091
520528 S/C YARN COMBED FIB.< 83.33-DX	116851	981622	226409	1064244
520531 MUL/CAB.C/Y.ULF.>714.29DECITEX		11114	46285	227787
520532 MUL/CAB C/Y ULF.232.56-714.29D	6877	10718	1577	5240
520535 MUL/CAB.C/Y UN.COM.FIB<125.DX.				25436
520542 MUL/CAB.C/Y CF.232.56-714.29DX	2644	53845	464	12949
520543 MUL/CAB.C/Y CF.129.31-232.56DX		4702		313
520544 MUL/CAB.C/Y C.FIB-125-192.31DX		61505	287	328
520547 MUL/CAB C.Y CF.83.33-106-38 DX				18467
520548 MUL/CAB.C/Y COM.FIB.< 83.33.DX	3958	5246	8134	64538
520611 S/C YARN UN COM. FIB>714.29 DX	16120	63314	5543	64666
520612 S/C YARN UN.COM. FIB.<71429.DX	1433	14093		10101
520622 S/C YARN COMBED FIB.<714.29DX		66		
520634 MUL/CAB C/Y UCF <192.31,125DX				1346
520635 MUL/CAB C/Y UN-COM F/B<125DX				5882
520645 MUL/CAB C/Y COM FIB<125DX		871		2239
520710 C/Y CON>85 % WT OF COT PER-SAL	4	2786	145	398
521225 OTH W-FAB COT PRINTED>200G/SQM		840	146	439
530110 FLAX, RAW OR RETTED			993	993
530129 OTH, FLAX,HACKLED NOT SPUN	11823	57297	13988	78872
530290 OTH,TRUE,HEMP RAW,PROSS N-SPUN				348
530310 JUTE, CUTTING	651409	2478455	700641	2052771
530500 SISAL&OTH TEX-FIBRES,GENUS,RAW	17503	93531	9407	66030
530610 SINGLE FLAX YARN		53832		34048
530620 MULTIPLE OR CABLED YARN		184		952
530710 SINGLE,YARN OF JUTE OR OTH FIB	9556	66115	13731	64285
530720 MULTIPLE OR CABLED YARN(RAMIE)	10088	36363	3448	19211
530810 COIR YARN	3737	31793	4759	27540
530820 TRUE HEMP YARN		333		
531100 WOV FAB OF OTH VEG TEX FIB	841	1009		1478
540110 SEWING THREAD SYTHA FILAMENT	25266	164166	29561	135718
540120 SEWING THRE VISCOSE RAYON DYED	68237	672267	110659	901357
540211 HIGH TENANCITY YARN OF ARAMIDS		293	2	1921
540219 OTH HIGH TENANCITY NYLON YARN	132	6171	1271	10875

Contd.

## 10.11 Imports by Economic Categories (Detail)

(In Thousand Rupees)

Items	December, 2017	From July, 2017	December, 2016	From July, 2016	
540220	HIGH TEN YARN OF POLYESTERS	5276	26210	12750	30759
540231	FILAMENTS YARN NYLON POLY 50	97899	598989	115884	494513
540232	FILAMENTS YARN NYLON/OTH POLY	6747	102915	9071	158586
540233	FILAMENTS YARN OF POLYESTERS	1948096	9073047	1938701	9696829
540234	TEXTURED YARN OF POLYPROPYLENE	50429	229357	30120	188660
540239	OTH, SYNTHETIC FILAMENTS YARN	50862	225363	14955	110918
540244	ELASTOMERIC YARN(POLYURETHANE)	425644	2201356	381779	2243758
540245	ELASTOMERIC YARN OF NYLON	60094	334350	53360	235100
540246	ELASTOMERIC YAR,POLY-PARTIALLY	9088	38785	1678	14152
540247	ELASTOMERIC YARN OF POLYESTERS	715639	3868178	715596	3295434
540248	O-ELASTOMERIC OF SPANDEX/LYCRA	196	38265	8163	42368
540249	OTH,YARN,SINGLE,50 TURNS/MTR	20244	90040	19290	61859
540251	OTH S/Y TWIST>50/M NYLON,POLYA	8530	35660	2338	18669
540252	OTH S/Y TWS>50/M OF POLYESTER	132361	539275	54743	380664
540259	OTH S/Y TWS>50M OF OTH POLYEST	44	440		21
540261	OTH Y-MULTIPLE/CAB NYLON/POLYM		4644	1493	4441
540262	OTH Y-MULTI/CAB OF POLYESTER	25058	328423	77148	568109
540269	OTH Y-MULTI/CAB NOT RETAIL SAL	36945	95356	1619	28214
540331	OTH Y/S UN-TWST VISCOSE RAYON	1059569	6458919	1321945	6546816
540332	OTH Y/S VIS RAY >120TURNS/MTRS	488023	3095875	325969	2359654
540333	OTH YARN,SINGLE CELLULOSE ACET	8160	39823	6902	47059
540339	OTH YARN CUPRAMMONIUM RAYON	102571	845538	179300	716327
540341	OTHER YARN OF VISCOSE RAYON		12133	5932	11395
540349	OTH ARTI FILAMENT YRN VIS RAYO		12		
540411	ELASTOMERIC SYN-MONOFILAMENT	2488	13548	242	2117
540412	OTH MONOFILAMENT OF POLYPROPYL	3443	29651		5375
540419	OTH SYN MONOFILAMENT OF 67-DEX	17900	102446	24754	102336
540490	OTH SYNTH YARN & SYNTH TEX MAT	14245	69747	22835	70876
540500	ARTIFICIAL MONOFILAMENT67D/MORE				5993
540834	OTH WOV FAB ART.FIL YARN PRINT		46397	1173	1396
550110	SYN FIL TOW NYLON/O0POLYAMIDES		722		
550120	SYN FILAMENT TOW OF POLYESTERS	4709	13120	760	22581
550130	ACRYLIC OR MODACRYLIC	180557	490792	137106	1056634
550190	SYNTHETIC FILAMENT TOW,N.S.	6360	32236		
550210	ART-FIL TOW OF CELULOSE ACETAT	43366	176407		
550290	ART FIL TOW OF VISCOSE RAYON	204920	1773441	151987	1290040
550311	SYN STAPL FIB OF NY OF ARAMIDS	92818	792414	30124	250784
550319	OTH SYN STSPL FIB NOT CARD/COM		77617	8047	56829
550320	SYN FIB NOT CRD/COM<2.22DEX	760165	4184767	775749	4141604
550330	SYN STA FIB ACRYLIC N-CRD/COMD	302697	1242955	28590	674783
550340	SYN STAFIB POLYPROPYLENE N-C/C	1250	5314	5201	18766
550390	SYN STAPLE FIB NOT CARDED/COMB	120	68184	7565	64036
550410	ART-STA FIB VIS RAYON N-CRD/CO	1750190	13467750	1533981	12102235
550490	OTH ART STAPLE FIB NOT CARDED	730550	3470859	372752	2405643
550510	WASTE SYNTHETIC FIBRES	4943	17236		3898
550520	WASTE ARTIFICIAL FIBRES	449	757		2167
550610	SYN STA FIB CRD,COM SPIN NYLON		4472		4752
550620	SYN STA FIB CRD,COM SPN POLYES	29575	130640	53305	156903
550630	ACRYLIC FIBRES CARDED/COMBED	36863	239350		3485
550690	SYNTHETI FIB CARDED/COMBED NS		1	33	122
550700	ARTIFI STAPLE FIB CARDED/COM		3051	279	1007
550810	SEWING THREAD SYN STAPLE FIBRE	14211	28257	1712	23653
550820	SEWING THREAD ART STAPLE FIBRE		3431		
550911	S/Y STA FIB 86% WT NYLON	8258	15557	10320	63235
550912	MULTI CAB YRN SYN FIB NYL 85%W	34084	59325		14493
550921	S/Y SYN STA FIB 85% WT POLYSTR	255772	1682346	301257	1465346
550922	MULTI STA FIB 85% W POLYESTER	143236	1054359	140222	772453
550931	SINGLE YARN85% OR MORE ACRYLIC		17874	26082	73390
550932	MUL/CAB YARN 85% ACRYLIC FIB	23849	74863	54902	215634
550941	SINGLE YARN 85% WT SYN STA FIB	3480	17890	6893	103922
550942	MUL/CAB YARN SYN STA FIB 85%WT	6625	41013		390

Contd.



## 10.11 Imports by Economic Categories (Detail)

(In Thousand Rupees)

Items	December, 2017	From July, 2017	December, 2016	From July, 2016
550951 O/YRN POLYES STA FIB MIX ARTIF	261464	1557162	332184	1586379
550953 OTH YRN OF POLYESTER MIX COTTN	32939	85833	1050	37039
550959 OTH YRN OF POLY STAPLE FIBRE	21478	303692	33962	243309
550961 O/YRN OF ACRYLIC S-FIB MX WOOL	53	53		33605
550969 YARN ACRYLIC FIB NOT FOR R-SAL	1433	102442	12678	127132
550999 OTH YARN SYN FIB NOT FOR R-SAL	8	15062		1404
551011 S/YRN ART STA FIB>85% STAPLE-F	59455	458501	58130	477591
551012 MUL/CAB YARN ART STA FIB>85%W		159		169
551090 O/YRN ATT STA FIB<85%ART ATA-F	15846	55882	24303	81417
551120 YARN<85% BY WT SYN STAP FIBRE	5416	11439	38969	149948
560290 OTH FELTS,NOT IMPREGNATE,COAT	15384	144441	39277	118904
560311 N-WOVNS, M-MADE FILA>25G/SQM	254694	1076994	145750	741942
560312 N-WOV,M-MAD FIL>25G/SQM>70GSQM	65787	644408	103436	621839
560313 N-WOVNS,M-MAD FIL>70G/SQM>150G	56128	251252	26448	211776
560314 N-WOV,M-MAD FLAME WT>150G/SQM	21635	124839	38322	131451
560391 OTH NONWOVENS, WT>25 G/SQM	1359	29676	2185	9485
560392 OTH N-WOV,WT>25G/SQM>70 G/SQM	7449	40267	4341	31030
560393 OTH,NON WOVEN>70G/SQM>150G/SQM	7392	35055	3131	19774
560394 OTH,N-WOVEN WEIGHING>150G/SQM	377157	1393844	356758	1487668
560410 RUBBER THREA AND CORD,TEX COVE	1671	8376	297	4187
560490 OTHER,TEXTILE COVERED MATERIAL	10779	64151	8870	43388
581099 OTH TEXTILE MATERIAL.	5693	32784		805
581100 QUILTED TEXTILE PRODUCT PIECE.	8485	55626	15294	51761
590110 TEX FAB.GUM COATED/AMYLAC,SUBS	1156	7165	972	14173
590290 OTH,TYRE CORD FAB YARN VIS-RYN	1291	3661	1	1600
590310 TEX.FAB.IMP,COV/LMTD PICAL.	431191	1483264	312297	1138586
590320 TEX.FAB IMP,COATED,POLYURETHAN	276491	1199404	187348	912899
590490 OTH FLOOR COVERINGS, LINOLEUM				8
590500 TEXTILE WALL COVERINGS.		478		
590610 ADHESIVE TAPE < 20 CM	2229	60349	1887	20401
590691 RUBBERISED TEX FAB,KNIT/CROCH		4297	2546	2546
590699 OTHER,RUBBERISED TEX FAB,N.S	14561	56588	9198	47384
590700 TEXTILE FABRICS O/W IMPG/COATD	15842	127804	53232	194995
630800 SETS OF WOVEN FABRICS AND YARN			36	138
630900 WORN CLOTHING&OTH WORN ARTICLE	1520162	8453127	1267624	7993604
631010 USED&NEW RAGS,SCRAP,TWINE,ETC	1817	4798	10	10
640590 CANVAS FOOTWEAR	4012	214301	7807	152739
640610 OTH PARTS OF FOOTWEAR N.S.	12055	56547	5003	86070
640620 SOLES OF RUBBER	21681	77409	15950	83005
640690 PARTS OF FOOTWEAR/OTH MATERIAL	4083	19394	1849	16051
650100 HAT-FORM/BODY,HOODS OF FELT			22	69
700800 MUL-WALLED INSULATE UNIT GLASS	10113	39923	5189	76791
700910 R-VIEW MIRRO VEH H-8703,4&8711	7941	69339	11496	47867
700991 UNFRAMED GLASS MIRRORS	48499	348802	60322	311393
701399 O-GLASSWARE INDOOR DECORATION	156118	1106323	213429	1007288
701890 GLASS EYES	52051	212958	5279	28427
701911 SILVER/ROVINGYARN C/STAND=50MM	334	1397	16	780
701912 ROVINGS	4350	43562	2263	54255
702000 ARTICLES USED FOR IND PURPOSE	39217	222359	26960	78345
710110 NATURAL PEARLS		1292		2
710310 UN-WORKED/SIMPLY SAWN PRE-STON	3896	5792	74	1286
710399 OTH SEMI/PRE STONES WORKED N.S		163	410	423
710590 OTH DUST/POWDER NAT SYN PRE ST	823	823		57
710691 SILVER UNROUGHT 50kg & ABOVE		35238	69441	69465
710692 SILVER SEMI-MANUF 50kg & ABOVE	6516	15470	11414	38308
711019 OTH PLATINUM OTH SEM MFG FORM	218	879	1284	1284
711049 OTH MET-PLAT GRUD/ALOY S-MED F	8	8		
730890 PILLARS ETC FOR STRUCTURS I/S	679391	5386092	484809	7650264
730900 RESERVATORS,TANKS,VATS SIMICONT	47931	215287	4245	229125
731010 TANKS,CASKS,DRUMS,CANS,BOX>50	3467	13791	29647	36662
731021 CAN,CLOSED BY SOLD/CIMP CAP<50	4327	36165	806	56834

Contd.

## 10.11 Imports by Economic Categories (Detail)

(In Thousand Rupees)

Items		December, 2017	From July, 2017	December, 2016	From July, 2016
731029	OTH TANK,CASK,DRUM,BOX CAP<50	126880	642879	82439	406709
761090	ALUM STRUCTURE & PARTS N.E.S.	111350	540333	59432	294567
761100	ALUM RESERVOIRS,TANKS VATS ETC		100		45
761210	COLLAPSIBLE TUBULAR CONTA ALUM		2971		16922
761290	ROUND CANS ALUMINIUM DIA>45MM	122960	937490	101797	1040024
890800	VESSELS&F-STRU FOR BREAKING UP	7935806	27720494	2716662	10432812
900110	OPTICAL FIB,OPTI FIB BUNDLES	89928	327610	22433	239950
900130	CONTACT LENSES.	1325	14953	2126	10503
900140	SPECTACLE LENSES OF GLASS.	5542	37722	3679	19925
900150	SPECTACLE LENSES OTH MATERIAL	1859	8933	1600	11407
900190	OTH LENSES, PRISMS, MIRRORS	782	4200	105	1366
900211	OBJETIVE LENSE CAMRA/PROJECTOR	4071	11557	1739	8570
900219	OTHER OBJECTIVE LENSES.	1291	13566	469	4871
900220	FILTERS FOR OBJECTIVE LENSES	318	1402	67	253
900290	OTH,MOUNTED OPTICAL ELEMENTS	7014	12935	6817	14344
900311	FRAMS,MOUNTINGS OF PLASTICS	7394	42398	259	1432
900319	FRAM,MOUNTING OF OTH MATERIAL	24252	116441	9594	49536
900390	PART FOR FRAMES&MOUNT SPECATLE	34	483	195	803
900410	SPECTACLES,GOGGLES SUNGLASSES	17950	334814	29035	173138
900590	PARTS/ACCESSORIE OF BINOCULARS		446	454	1243
900610	CAMERA FOR PREPARE PRINT PLATE		2		
900630	CAMERA USED IN UNDERWATE SURVY		1939		2025
900640	INSTANT PRINT CAMERAS		840		
900651	CAMERA(SLR) FOR FILM WDI>35MM	42	42		
900659	OTH CAMERA PHOTOGRAPHIC	53	1825	70	448
900661	DISCHARGE LAM FLASHLIGHT APPAR	58	376	4	4
900669	OTH PH-GRAPHIC FLASHLIGHT APPA	249	1597	714	1780
900691	PARTS,ACCE PHOTOGRAPHIC CAMERA	433	5968	619	3436
<b>B. CAPITAL GOODS TOTAL</b>		<b>51501160</b>	<b>302881386</b>	<b>42178434*</b>	<b>206104447</b>
250100	TABLE SALT OF ALL SORTS	6142	36336	3843	33490
250200	UNROASTED IRON PYRITES		2582		543
250300	SULPHUR OF ALL KINDS	116831	409015	51141	349296
250410	NATURAL GRAPHITE OF ALL KINDS	8714	53190	8451	60608
250490	OTHER,NATURAL GRAPHITE	17	2842	12	92
250510	SILICA SANDS AND QUARTZ SANDS	3275	10758	310	5684
250590	OTHER NATURAL SANDS	3811	9946	1260	6688
250610	QUARTZ (O/T NATURAL SANDS)	738	3837	468	2205
250620	QUARTZITE ROUGHLY TRIMMED		520		254
250700	KAOLIN & OTH KAOLIN CLAYS	67091	414367	53345	338382
250810	BENTONITE	41566	132408	7018	54149
250830	FIRE-CLAY	242	1554	760	3772
250840	OTHER CLAYS	5837	51463	16163	100226
250860	MULLITE	20	20		
250870	CHAMOTTE OR DINAS EARTHS		217		
250900	CHALK	10006	47308	18909	60002
251110	NATURAL BARIUM SULPHATE	3809	89340	12291	69616
251200	SILICEOUS FOSSIL MEALS	1383	8216	1165	10017
251310	PUMIC STONE W/NOT HEAT TREATED	24125	113264	14450	65114
251320	EMERY	7944	24367	9002	25027
251400	SLATE,WHET/NOT ROUGHLY TRIMED	2419	6127		804
251511	MARBLE/TRAVERTINE,CRUDE ROUGH		11544	419	5579
251512	MARBLE,TRAVERTINE,MERELY CUT	476	2697		10748
251611	GRANITE,CRUDE/ROUGHLY TRIMMED	24445	70483	7152	31490
251612	GRANITE,MERELY CUT,BY SAWING	6755	61771	2101	9810
251620	SANDSTONE,CRUDE/ROUGHLY TRIMED	1079	3302	1332	5451
251690	OTH MONUMENTAL BUILDING STONE		5		
251710	PEBBLES,GRAVEL/CRUSH STONE ETC		427		1406

Contd.

## 10.11 Imports by Economic Categories (Detail)

(In Thousand Rupees)

Items		December, 2017	From July, 2017	December, 2016	From July, 2016
251741	GRANULES,CHIP & POWDER,MARBLE	412	5816	193	5406
251749	OTH GRANULE,CHIPPING & POWDER	387	7670		8863
251810	DOLOMITE, NOT CALCINED		831		
251830	DOLOMITE RAMMING MAX	2457	9935		4314
251910	NAT.MAG.CARBONATE (MAGNESITE)				537
251990	MAGNESIUM OXIDE	5608	70785	8278	77862
252010	GYPNUM	15	13844	4877	20810
252020	PLASTERS OF CALCINED GYPNUM	2560	19734	1501	4043
252100	LIMESTONE FLUX;LIMESTON CEMENT				81
252210	QUICKLIME	495	1657		903
252220	SLAKED LIME	1820	5028		3257
252310	CEMENT CLINKERS	13367	183227	112080	283162
252329	OTHER PORTLAND CEMENT	31647	493686	48394	280366
252330	ALUMINOUS CEMENT(CEMENT FONDU)	3885	9808	3171	10898
252390	OTHER HYDRAULIC CEMENTS	44430	182636	8273	131807
252410	ASBESTOS CROCIDOLIITE		1335		
252490	OTHER ASBESTOS	8146	148941	5138	131933
252520	MICA POWDER	242	3588	51	3526
252610	TALC NOT CRUSHED NOT POWDERED	432537	2890846	287839	1484414
252620	NA-STEATITE/TALK, CRUSH/POWDER	4539	14768	1146	12771
252800	NATURAL BORATES & CONCENTRATES		413		
252910	FELDSPAR	529	8472	1444	4729
252922	FLUORSPAR->97% CALCIUM FLORIDE	88	21032	2785	10297
252930	LEUCITE;NEPHELINE,NEPH SYENITE	26	26	1155	3738
253010	VERMICULITE,PERLITE CHLORITES	328	1857		2371
253090	NATURAL MANGANESE DIOXIDE	92735	341883	28652	176062
260111	IRON ORES,CONCEN,NON-AGGLOMERT		1295		
260120	ROASTED IRON PYRITES		1487		
260200	MAGANESE ORES & CONCENTRATES		273		
260300	COPPER ORES AND CONCENTRATES		45		
260600	ALUMINIUM ORES/CONCENTRATES		44		36
260700	LEAD ORES AND CONCENTRATES		7825	2167	7727
261000	CHROMIUM ORES AND CONCENTRATES		9886	402	2329
261400	TITANIUM ORES & CONCENTRATES	4661	10998	3071	18245
261510	ZIRCONIUM ORES AND CONCENTRATE		3067		
261800	GRANULATED SLAG M/G IRON,STEEL	2119	51281	26981	188429
261900	SLAG,DROSS OTH WASTE,IRN/STL	2616	17558		1157
262011	HARD ZINC SPELT MAINLY OF ZINC		4594	2954	9957
262019	OTH,ASH&RESIDUE C/MAINLY ZINC	864	1195		563
262030	ASH&RESIDUES MAINLY OF COPPER		81		
262040	ASH&RESIDUE MAINLY OF ALUMNIUM		1034	282	813
262099	OTH ASH&RESIDUE CANTAIN METAL		28		
262190	OTH SLAG &ASH,RESIDUES M-WAST		8620	735	3701
270111	ANTHRACITE NOT AGGLOMERATED	2472795	2474584		913
270112	BITUMINOUS COAL,NOT AGGLOMERAT	6482276	49715309	6473116	21883279
270119	OTHER COAL,NOT AGGLOMERATED	2625806	8914607	1140197	8403464
270120	BRIQUETTES SIMILAR SOLID FUEL				7566
270300	PEAT INCLPEAT LITTER		16687	1353	14231
270400	COKE OF COAL	409737	1824241	210280	1509509
270500	COAL GAS,WATER GAS,SIMILAR GAS	120	355		
270600	COAL TAR		279		19
270710	BENZOLE (BENZENE)		14314		
270720	TOLUOLE (TOLUENE)	1905	1905		
270730	XYLOLE (XYLENES)	128578	996422	131514	761236
270750	OTH STOCK FOR CARBON BLACK	57103	202036	2602	76856
270791	CREOSOTE OILS	1025	3888		945
270799	CARBON BLACK OIL	110640	510553	163171	280654
271019	KEROSENE	2581221	14850727	1633459	8367275
271129	OTH GAS HYDROCARBON GAS STATE		4463	100	3871
271210	PETROLEUM JELLY	41470	266559	12905	159286
271220	PARAFIN/WAX,CONT WT<0.75%OIL	53056	243753	17148	125760

Contd.

## 10.11 Imports by Economic Categories (Detail)

(In Thousand Rupees)

Items	December, 2017	From July, 2017	December, 2016	From July, 2016
271390 CARBON BLACK OIL		580	2423	3451
271410 BITUMEN OIL SHALE & TAR SANDS	83	206		
271500 BITUMEN MIXTURES,NATURAL	1158	10679	1338	17632
271600 ELECTRICAL ENERGY		1177881	1439240	6593064
280110 CHLORINE			11	11
280120 IODINE	3309	142808	49754	103703
280130 FLOURINE, BROMINE		14		
280200 SULPHUR, SUBLIMED/PRECIPTATED		781	4	525
280300 CARBON BLACK (RUBBER GRADE)	201549	1295860	153004	1152572
280410 HYDROGEN.		1872		1242
280421 ARGON	3560	32861	12677	51745
280429 OTHER, RARE GASES.	8613	54473	6552	57273
280430 NITROGEN		3516	355	1119
280440 OXYGEN		2003		160
280461 SILICON CON & 99.99% BY WEIGHT	41	51		
280469 OTHER SILICON	5945	34963		21183
280470 PHOSPHORUS	11231	42202		26624
280480 ARSENIC		3686	3841	7013
280490 SELENIUM	6087	57003	10750	38463
280511 SODIUM	492	776		213
280512 CALCIUM		9938		746
280519 OTHER ALKALI METALS	22	28134		18092
280530 RARE-EARTH METAL NS				2
280540 MERCURY		2		9272
280610 HYDROGEN CHLORIDE (HCL ACID)	1141	2391	223	1150
280620 CHLOROSULPHURIC ACID				12
280700 SULPHURIC ACID; OLEUM	1368	8771		12512
280800 NITRIC ACID	17243	61944	1675	50002
280910 DIPHOSPHORUS PENTAOXIDE		5681	3643	10361
280920 PHOSPHORIC ACID	1884799	12368779	2662927	12609676
281000 OXIDE OF BORON	22425	119424	30593	124815
281111 HYDROGEN FLUORIDE		2398	2445	8572
281112 HYDROGEN CYANIDE		937		
281119 PHOSPHOUR/HYPO PHOSPHORIC ACID	3090	52313	1486	62164
281121 CARBON DIOXIDE	235	552	350	74529
281122 SILICON DIOXIDE (SILICA)	71505	465092	64278	382924
281129 SULPHUROUS ACID GAS	738	8048	1918	13874
281217 THIONYL CHLORIDE		4		
281219 ARSENIC TRICHLORIDE	58	58	18	18
281290 OTH HALIDE/HALIDE OXIDES	641	26223	3231	11355
281310 CARBON DISULPHIDE		18		42
281390 OTH SUPHIDE OF NON-METALS		5328		2638
281410 ANHYDROUS AMMONIA		840	886	2221
281420 AMMONIA IN AQUEOUS SOLUTION	2079	14121	2914	12775
281511 SODIUM HYDROXIDE SOLID	3847	25949	29104	79761
281512 SODIUM HYDROXIDE AQUEOUS SOL	273	4989	640	2380
281520 POTASSIUM HYDROXIDE (CAUSTIC)	17696	217082	21541	157985
281530 PEROXIDES OF SODIUM/POTASSIUM	592	5103	198	4515
281610 MAGNESIUM HYDROXIDE	4343	17350	638	21275
281640 STRONTIUM,OXIDE,H-OXIDE,PEROXI	621	3043	9	2112
281700 ZINC OXIDE;ZINC PEROXIDE	35050	191614	25805	121673
281810 ARTIFICIAL CORUNDUM NOT DEFIN	2616	19093	8501	25605
281820 ALUMINIUM OXIDE O/T ARTIFICIAL	32344	110630	35889	131138
281830 ALUMINIUM HYDROXIDE	62880	262481	46266	240862
281910 CHROMIUM TRIOXIDE	6516	79935	30670	92617
281990 CHROMIUM OXIDE	871	14821	3048	6536
282010 MANGNANESE DIOXIDE,ELECTROLYTE	5247	16563	5459	10682
282090 OTHER, MANGANESE OXIDES		8187	192	25906
282110 IRON OXIDES	96068	435868	58977	320524
282120 EARTH COLOURS			47	47
282200 COBALT OXIDE & HYDROXIDE	7262	56171	10182	43143

Contd.

## 10.11 Imports by Economic Categories (Detail)

(In Thousand Rupees)

Items	December, 2017	From July, 2017	December, 2016	From July, 2016
282300 TITANIUM DIOXIDE	42669	183657	29457	125533
282410 LEAD MONOXIDE(LITHARGE,MASICOT		17936	2431	11557
282490 OTHER, LEAD OXIDES	303	305	94	94
282510 HYDRAZINE,YDROXYLAMINE SALT	19218	55907	6091	43859
282520 LITHIUM OXIDE AND HYDROXIDE		13591	12704	12704
282530 VANADIUM OXIDES AND HYDROXIDES		5563	720	755
282540 NICKEL OXIDES AND HYDROXIDES		2081		2374
282550 COPPER OXIDES AND HYDROXIDES		10		
282560 GERMANIUM OXID/ZIRCONIUMDIOXID		529		
282570 MOLYBIDENIUM OXIDES/DIOXIDES		88		33
282580 ANTIMONY OXIDES		43058	1546	29259
282590 OTH INORGANIC BASE/METAL OXIDE	1537	11185	2246	11602
282619 OTHER, FLOURIDES	1141	21896	441	9814
282630 SODIUM HEXAFLOROALUMINATE	16836	17891		27
282690 OTHER,COMPLEX FLUORINE SALTS		922	869	4689
282710 AMMONIUM CHLORIDE	5245	58621	4564	31474
282720 CALCIUM CHLORIDE	4689	46381	11073	47946
282731 CHLORIDES OF MAGNESIUM	1666	18219	1211	18025
282732 CHLORIDES OF ALUMINIUM	18477	37003	817	2650
282735 CHLORIDES OF NICKEL	445	12568	3105	17993
282739 OTH CHLORIDE OXIDES,BROMIDES	27288	100100	5071	47595
282741 CHLORIDE OXIDE/HYDROXIDE COPER		149		73
282749 OTH CHLORIDE OXIDE/HYDROXIDES		402		156
282751 SODIUM POTASIUM BROMOMIDES	2908	5051	5035	5634
282759 OTH BROMIDE/BROMIDE OXIDE		12466		114168
282760 IODIDES AND IODIDE OXIDES	4974	16675	5047	12397
282810 COMERCIAL CALCIUM HYPOCHLORITE		57		85
282890 OTH HYPOCHLORITES/HYPOBROMITES	26021	40953	4933	32600
282911 CHLORATES OF SODIUM		7257	1665	5103
282919 POTASSIUM CHLORATES	39744	199990	45072	195520
282990 OTH BROMATES/PERBROMATE/IODATE	1663	11805	23	3768
283010 DITHIONITES OF SODIUM	97549	526607	68806	470409
283090 OTH SULPHIDES NOT CHEM-DEFINED		1039	4	715
283110 DITHIONITES OF SODIUM	75719	557927	78321	407023
283190 FORMALDEHYDE SULPHOXYLATES	30920	533471	58031	349779
283210 OTH SODIUM HYDROGEN SULPHITE	13995	209548	37474	143535
283220 AMMONIUM SULHITE		11564	2	7347
283230 THIOSULPHATES	56	7324	2	3756
283311 DISODIUM SULPHATE	112733	791247	107285	723820
283319 OTHER SODIUM SULPHATES	3052	25438	4696	25917
283321 MAGNESIUM SULPHATE(EPSOM SLATE	3008	15150	4930	16026
283322 SULPHATES OF ALUMINIUM	10444	53271	6210	33298
283324 SULPHATES OF NICKLE	4777	69269	10624	50147
283325 SULPHATES OF COPPER	7627	62308	12812	62149
283327 SULPHATES OF BARIUM	8217	48733	10799	35680
283329 SULPHATES OF FERROUS	133713	781107	47329	412308
283330 ALUMS	24	1725	283	326
283340 PEROXOSULPHATES(PERSULPHATES)	2803	28662	1668	32536
283410 SODIUM NITRATE	3677	41984	18951	67375
283421 NITRATES OF POTASSIUM	11236	51116	2169	23608
283429 OTHER NITRITES	12486	46664	3782	24379
283510 PHOSPHINATES & PHOSPHONATES	205	2088	411	5930
283522 PHOSPHATES OF MONO SODIUM	19051	122955	18269	158947
283524 PHOSPHATES OF POTASSIUM	4467	44893	9203	19700
283525 CALCIUM HYDROGEN-ORTHOPHOSPHAT	96441	596228	112515	637854
283526 OTH CALCIUM PHOSPHATE (PURE)	103427	408379	87109	235702
283529 PHOSPHATES OF ALUMINIUM	7542	27795	344	11826
283531 SODIUM TRIPHOSPHATE	52360	404301	35514	353162
283539 OTHER, POLYPHOSPHATES	25549	231345	33664	180600
283620 DISODIUM CARBONATE NATURAL	24418	398222	7264	777014
283630 SODIUM HYDROGEN CARBONATE	15282	128797	13674	97442

Contd.

## 10.11 Imports by Economic Categories (Detail)

(In Thousand Rupees)

Items	December, 2017	From July, 2017	December, 2016	From July, 2016
283640 POTASSIUM CARBONATE	3987	93015	8235	68927
283650 CALCIUM CARBONATE	11994	99391	16111	88489
283660 BARIUM CARBONATE	14784	133019	42197	106202
283691 LITHIUM CARBONATE		12914		4615
283692 STRONTIUM CARBONATE		145		17
283699 MAGNESIUM CARBONATE	105419	483609	38024	283018
283711 CYANIDES OF SODIUM		34322	6430	33959
283719 OTH CYANIDE/OXIDES	49	5970		886
283720 COMPLEX CYANIDES	7	744	1176	2072
283911 SODIUM METASILICATES	6771	35414	7089	16950
283919 SODIUM SILICATE	2299	10168	962	12814
283990 OTHER, METAL SILICATE	412	27795	1855	11879
284011 SODIUM TETRABORATE ANHYDROUS	45	55	4	14
284019 OTH DISODIUM TETRABORAT(REFINE	12353	114372	21746	128215
284020 OTHER, BORATES		18043	3147	18779
284030 PEROXOBORATES (PERBORATES)	2	228	829	829
284130 SODIUM DICHROMATE	28184	178466	27040	114438
284150 SODIUM CHROMATE	18	15159	7	43696
284161 POTASSIUM PERMANGANATE	10719	33216		20517
284170 MOLYBDATES	94	7504	6	2492
284180 TUNGSTATES (WOLFRAMATES)		6	483	483
284190 SODIUM STANNATE	4231	8626	1058	1568
284210 DOUBLE OR COMPLEX SILICATES.	30606	118014	9162	115491
284290 FULMINATES,CYANATES&THIOCYANAT	1499	10125	8279	29034
284310 COLLOIDAL PRECIOUS METALS			34	34
284321 SILVER NITRATE.	15	1743	186	1632
284329 OTHER,SILVER COMPOUNDS	6669	39885	3544	8711
284330 GOLD COMPOUNDS.		186		51
284390 OTHER COMPOUNDS,AMALGAMS	2492	2737		3949
284440 RADIOACTIVE EL/ISOTOP COMP ALY	14771	86426	13938	113630
284590 OTH ISOTOPES & THEIR COMPOUNDS	207	727		1046
284610 CERIUM COMPOUNDS.	34	3350		3184
284690 OTH RARE EARTH METAL COMPOUNDS	47	3836		4151
284700 HYDROGEN PEROXIDE SO-WITH UREA	35247	121828	40338	335645
284910 CALCIUM CARBIDES	46601	195115	98362	305378
284920 SILICON CARBIDE	96	13929		19829
284990 OTHER CARBIDE	3876	4176		
285000 HYDRIDE,NITRIDE,AZIDE,BRMD ETC	384	1596		3205
285210 INORG/ORGA COMP CHEM DEFINED	4521	18335	13096	31909
285290 OTH INORG/ORGA COMP-MERCURY		232		14488
285310 CYANOGEN CHLORIDE (CHLORCYAN)		24		
285390 OTH INORGANIC COPM AMALGAMS	435	6570	136	9230
290899 OTH SULPHONATED DER OF PHENOLS	4528	45096	11056	58769
290911 DIETHYL ETHER		192		190
290919 METHYL TERTIARY BUTYLE ETHER	1000	8816	571	12041
290920 CYCLANIC,CYC ETHER HALOGEN DER	1153	11137	4602	6632
290930 AROMATIC ETHER HALOGEN SULPHIT	27704	80054	6181	61532
290941 2,2-OXYDIETHANOL(DIETHYL GLYCL	87187	769009	117190	581791
290943 MONOBUTYL ETHER,ETHYLEN GLYCOL	5081	87805	6221	67286
290944 OTH INGREDIENTS FOR PESTICIDES	22803	161789	60984	205167
290949 NITROSATED BASE PESTICIDES	66728	281149	20777	159470
290950 ETHER-PHENOLS,ETHERALCH PHENOL	13720	24896	1214	28248
290960 ALCH PEROXID,ETH PEROXID,KETON	17262	148308	26329	143934
291010 OXIRANE (ETHYLENE OXIDE)		13221	176	5501
291030 1-CHLORO-2,3-EPOXYPROPANE	7411	37706		24681
291090 OTH,EPOXIDE,EPOXYALCH,EPOXYPHL	5153	12606		3523
291100 ACETAL HEM/ACETAL,OXYFUNC HEL	660	2524	60	3309
291211 METHANE WITHOUT OTH OXYGN FUNC		49	9339	11664
291212 ETHANE WITHOUT OTH OXYGEN FUNC		407		228
291219 OTH,ACYCLIC ALDEHYD W/O OTHOXY	9195	65238	11373	61652
291221 BENZALDEHYDE W/O OTH OXY FUNC	2	43		998

Contd.

## 10.11 Imports by Economic Categories (Detail)

(In Thousand Rupees)

Items	December, 2017	From July, 2017	December, 2016	From July, 2016	
291229	OTH CYCLIC ALDEHYD W/O OXY FUN	8346	35572	1444	12202
291241	VANILLIN(4-HYDROXY-3-METHOXYBZ	11647	70310	17426	76857
291242	ETHYLVANILIN(3-ETHOXY-4HYDROXY	1498	12089	3011	9563
291249	OTH ALDEHYDE-ETHER/PHENOL/OXYG		896	1313	3181
291260	PARAFORMALDEHYDE	8913	40553	12767	24913
291300	HALOGEN,SULPHONAT,NITRAT DERV	15	262		78
291411	ACETONE	34815	107704	18291	37752
291412	BUTANONE(METHYL ETHYL KETONE)	49356	210778	76206	156912
291413	4-METHYLPENTAN-2-ONE	2347	8161		4551
291419	OTH,ACYCLIC KETONE W-OUT OXY-F	316	3562	285	1427
291422	CYCLOHEXANONE,METHYLCYCLOHEXON	7675	151969	10431	47692
291423	IONONES AND METHYLIONONES		7669		4364
291429	ISOPHORONE	3054	20402	615	16924
291439	OTH,AROMATIC KETONE W/O OXYGEN	1743	4625	997	5073
291440	KETONE-ALCOHOL KETONE-ALDEHYDE	4759	42935	1934	26015
291450	KETONE-PHENOL/KETONE W/O OXYGN	2224	18772	4022	10417
291462	COENZYME Q10 UBIDECARENONE	1441	2615		
291469	OTHER QUINONES	13	21361	8754	38012
291479	OTH HALGNAT,SULPH,NITRAT DERIV	20	1410		1675
291899	OTH INGREDIENTS FOR PESTICIDES	72622	357522	62777	255081
291910	TRIS(2,3-DIBROMOPROPY)PHOSPHA				307
291990	OTH INGREDIENTS FOR PESTICIDES	5677	45089	11039	40357
292019	OTH THIOPHOSPHORICESTERS, DERI		161		73
292021	DIMETHYL PHOSPHITE				15
292090	SULPHONIC ESTERS/DERIVATIVES	73582	240679	1589	56429
292111	METHYLAMINE,DI/TRI & ITS SALT	11093	53415	3755	17768
292112	DIMETHYLAMINO ETHYLCHLORD HCL		1099		
292114	DISOPROPYLAMINO ETHYLCHLORID		5		
292119	PARAXYLIDINE SULFAMIC ACID	228	47959	9993	39306
292121	ETHYLENEDIAMINE AND ITS SALTS	2221	64566	17796	62728
292122	HEXAMETHYLENEDIAMINE/ITS SALTS		5584	926	4583
292129	ACETO ACETIC ORTHO ANISIDINE	3635	44501	6222	33485
292130	CY-CLANIC,LENIC LOTERPENI/SALT	15420	56030	10793	46737
292141	ANILINE	82770	182871	386	7414
292142	ANILINE DERIVATIVES/ITS SALT	179872	1188288	43498	141854
292143	OTH TOLUIDINE/DERIVATIV/SALT	1520	7595	10905	26590
292144	DIPHENYLAMINE/ITS DERIV/SALT	2	2522	51	471
292145	SODIUM NAPHTHIONATE	2233	21217	2836	20370
292149	OTH,AROMATIC MONOAMIN DER/SALT	59289	288364	89120	550388
292151	DIAMINOTOLUENE BASE PESTICIDES	187422	845222	57606	256789
292159	OTH AROMATIC POLYAMIN DER/SALT	6121	46822	2990	30189
292211	MONOETHANOLAMINE AND ITS SALTS	815	19447		21205
292212	DIETHANOLAMINE AND ITS SALTS	4973	24565	2564	26514
292215	TRIETHANOLAMINE	7858	62547	23100	79281
292217	METHYL & ETHYL DIETHANOLAMINE	3214	15040	3211	11409
292219	N,N-DIMETHYL-2-AMINOETHANOL/SA	204674	948502	134543	637476
292221	AMINOHYDROXYNEPHLENE ACID/SALT	47440	167723	30066	162989
292229	OTH AMINO NAPHTHOL/PHENOL ETHER	118385	818694	122202	513573
292239	OTH AMINO ALDEHYDES	29924	71592	2	7014
292241	LYSINE/ITS ESTER SALT THEREOF	192695	1069468	199323	913158
292242	MONOSODIUM GLUTAMATE	260989	1765445	295949	1370047
292243	ANTHRANILIC ACID AND ITS SALTS		356		
292249	OTHER ALANINE	285526	1888289	378788	1962047
292250	AMINO-ALCOH-PHENOLS,AMINO ACID	92283	733601	46367	467978
292310	CHOLINE AND ITS SALTS	6285	25992	5226	14400
292320	LECITHIN/OTH PHOSPHOAMINOLIPID	30048	118651	23294	80274
292390	BETAIN	48795	317127	25692	224287
292419	ACETAMIDE	61413	404741	27723	234717
292421	UREINES/DERIV/SALT THEREOF	4525	9554	8079	24160
292429	PARACETAMOLE	125733	1133862	129851	955172
292511	SACCHARIN AND ITS SALTS	33496	183170	42150	149927

Contd.

## 10.11 Imports by Economic Categories (Detail)

(In Thousand Rupees)

Items		December, 2017	From July, 2017	December, 2016	From July, 2016
292519	OTH IMIDE/DERIV/SALT THROF	3499	19464	239	13599
292529	DIPHENYL-GUANIDINE	115386	499743	53817	241070
292610	ACRYLONITRILE	6016	25693		12510
292620	1-CYANO GUANIDINE(DICYANDIAMIDE	5393	41105	7722	29607
292690	ALPHACYANO,3-PHANOXYBENZYL ETC	1000294	5226867	905332	4917139
292700	BENZENE-DIAZONIUM CHLORIDE	45395	197333	16925	122731
292800	PHENYL-HYDRAZINE	5877	40710	10944	52217
292910	ISOCYANATES W-NITROGEN FUNCTIO	1169354	5467997	839360	2929716
350790	OTH ENZYMES/PREP ENZYMES	165386	1563511	271151	1643750
360200	PREP EXPLOSIVE O/T POWDER	22061	140565		20041
381590	OTHER CATALYTIC PREPARATIONS	57474	558314	35202	225930
401039	OTH TIMING BELT FOR VEH CH-87	30866	142527	17047	97644
401110	NEW PNEUM TYRES FOR MOTOR CARS	342550	2632942	500498	2752237
401120	NEW PNEUM TYRES LIGHT TRUKS	1948819	14576139	2460875	14146653
401130	NEW PNEUM TYRES RUB AIRCRAFTS	12198	138384	28709	142092
401140	NEW PNEUM TYRE RUBB MOTORCYCLE	5570	46026	3779	18310
401150	NEW PNEUM TYRE RUBB BICYCLES	2114	14009	996	10444
401170	TYRE AGRICULTURE VEH/MACHINE	270197	1361665	224121	1046775
401180	TYRE INDUSTRIAL/CONST VEH/MACH	56227	132993	3814	27173
401190	OTH TYRE NEW PNEUMATIC RUBBER	137272	778400	134955	732177
401211	RETREATED TYRES FOR MOTORCARS			33	33
401212	RETREATED TYRE FOR BUSES/LORRY		54		580
401213	RETREATED TYRE FOR AIRCRAFTS				919
401219	OTHER RETREATED TYRE OF RUBBER	33	62	77	1438
401220	USED PNEUMATIC TYRES OF RUBBER			26	74
401290	OT FLPS FOR TYRES/TUBE H-8701	16533	157890	9572	44117
401310	INNER TUBES OF BUS/LORRY/TRUCK	30330	314953	24576	122409
401320	INNER TUBES FOR BICYCLES	1613	12161	1159	11755
420340	OTHER CLOTHING ACCESSORIES	12940	97559	12070	69110
440290	OTH WOOD CHARCOAL NOT AGGLOMER	9	6069	1242	3369
440500	WOOD WOOL;WOOD FLOUR.	604	6139	1235	14060
440611	RAIL SLEEPER CON. WOOD,N-IMP		150		
440691	OTH RAILW SLEEPER OF CON.WOOD			21996	25605
440692	OTH N-CONF RAIL SLEEP WOOD		105		
440711	WOOD SAWN/CHIPPED OF PINE	40389	297679		
440712	WOOD SAWN/CHIPED OF FIR&SPRUCE	11800	92527		
440719	WOOD SAWN/CHIPED OTH CONIFER	55066	354106		926
440721	MAHOGANY (SWIETENIA SPP) TROP			689	689
440722	VIROLA, LMBUIA AND BALSA TROPI			49	49
440725	TROPICAL WOOD DARK RED MERANTI	25804	128360	13474	102130
440726	TROPICAL WOOD WHITE LAUAN ECC	16534	138694	34260	167400
440727	SAPELLI		10429	3559	10829
440728	LROKO	947	947		
440729	OTH TROPICAL WOOD NON-CONF SAW	386917	2230358	402760	2147497
440791	OAK WOOD,SWAN/CHIPPED LEN WISE	2778	16378		2676
440792	BEECH WOOD SWAN/CHIPPED L/WISE	8829	42500	14079	59714
440793	OTH TROPICAL WOOD OF MAPLE				165
440795	OTH TROPICAL WOOD OF ASH	53843	441254	76855	401827
440890	WOOD STATE	9788	63709	18279	107447
440910	WOOD CONIFEROUS SPECIES SHAPED		96	64	64
440921	WOOD NON-CONIFEROUS OF BAMBOO				1555
440922	NON CONIFEROUS TROPICAL WOOD		590		
441700	BOOT & SHOE LASTS OF WOOD	3669	13354	485	7825
441810	WINDOWS FRENCH WINDOWS & FRAME	440	440	1551	2155
441820	DOORS FRAMES AND THERSHOLDS	30639	137192	25279	113136
441840	SHUTTERING FOR CONCRETE C/WORK	248	55748	6478	13629
441860	POSTS AND BEAMS OF WOOD	168	4107		
441874	ASSE FLOOR PANEL(MOASIC FLOOR)				8
441875	OTH MULTILAYER FLOORING PANELS			2667	2773
441879	OTH ASSEMBLED FLOORING PANELS	7453	24360	846	3958
551694	W-FAB ART FIB<85%WT O/FIB PTIN	159890	931995	194829	1082830

Contd.



## 10.11 Imports by Economic Categories (Detail)

(In Thousand Rupees)

Items	December, 2017	From July, 2017	December, 2016	From July, 2016	
560121	OTH ARTICLES OF COTTON WADDING	322	12279	294	1846
560122	OTH WADDING OF MAN-MADE FIBRES	7714	12572	1883	4105
560129	OTHER, WADDING ARTICLES	3509	8789	1362	11298
560600	GIMPED YARN,AND STRIP AND LIVE	43600	287606	49209	261290
560721	BINDER/BALER TWINE OF SISAL		516	1597	8236
560729	OTH,TWINE,CORDAGE,ROPE&CABLE	1448	9823	1327	17465
560741	BINDER/BALER TWINE OF POLYTHNE	216	20652	276	13731
560749	OTH TWINE,CORDAGE,ROP,CAB POLY	21609	130863	25986	97709
560750	TWINE,CORDAGE,ROPE,OTH SYN FIB	7858	41775	8884	41609
560790	OTH,TWINE,CORDAGE,ROPE & CABLE	9210	53825	6445	42380
560811	FISHING NETS MAN-MADE TEX MAT	21467	197820	47152	219635
560819	OTH, MADE UP NETS OF TEX MAT	32063	143825	15720	84285
560890	OTH,NOTTED NETS/NETTING ROPE	1223	26442	1204	29895
591000	TRANSMISON CONYOR BELT TEX MAT	12497	100923	12326	62444
591110	TEX FAB,FELT & FELT-LINED FAB.	18862	111092	15424	101925
591120	BOLTING CLOTH,WHET/NOT MADE UP	4414	31461	9424	30851
591131	TEX FAB & FELTS,< 650G/SQM .	20263	75808	2551	50614
591132	TEX FAB & FELTS,>O650G/SQM .	23883	194194	18087	124366
591140	STRAINING CLOTH USEDOIL PRESS		1167	3123	4990
670490	WIGS,BEARD,EYE-BROW OF OTH MAT	798	2312	119	482
680100	ARTICLE OF STONE PLAS CEMET		17		1102
680210	TILES CUBES AND SIMILAR ARTICL	482	747	1	42
680221	MARBLE,TRAVETINE & AIABASTER	19777	74588	31721	156243
680223	GRANITE	53006	299867	63186	453087
680229	OTHER BUILDING STONE CUT/SAWN	285	1184		640
680291	OTH MARBL TRAVERTIN&ALABASTER	17187	108229	1338	13502
680292	OTHER CALCAREOUS STONE		8216		
680293	OTHER GRANITE	28876	168025	18772	74192
680299	OTHER STONE	3881	40414	13707	56134
680690	OTH ARTICLE OF HEAT INSULATING	82422	170836	12732	76652
680710	ARTICLE OF ASPHALT IN ROLL	9376	49569	2480	35537
680790	OTH ARTICLE OF ASPHALT MATERL		2933	178	2236
681099	OTH ARTICLE OF CEMENT	2332	130036	393	53229
681140	ARTICLES CONTAINING ASBESTOS	12776	25724		47
681181	CORRUGATED SHT NOT CON ASBESTO		24018		2315
681182	O-SHT,PANEL,TILES,NOT CON ASBE	18556	85779	10157	101483
681599	ONYX (MARBLES)	7662	53459	4402	40825
690100	BRICK , TILE OF SILI FOSSIL	15	281	204	378
690210	REF BRICK,TILE>50%MG,CA<=1600C	95520	550316	57852	446043
690220	CERAMIC>50%SILICA,ALUM<=1600C	34405	196284	27075	155271
690390	REFRACTRY PROD,INCL OVAN,KILN	32008	109367	17391	128325
690410	CERAMIC BUILDING BRICKS		2382		
690490	OTH C/FLOORING BLOCKS F/TILE	7583	33443	21	1621
690510	ROOFING TILES	23	11326	124	235
690590	OTH CHIMNEY-POTS,COWLS,ETC.	29349	29687	7624	27405
690600	CERAMIC PIPES CONDUITS&FITING		59	215	466
690721	TILES POLISHED WAT AB 0.5%	764181	4690826	300812	1995779
690722	TILE POLISHED WAT AB >0.5%<10%	521543	3405888		
690730	MOSAIC CUBES AND SIMLAR ARTICL	1857	9503	1804	2552
691490	OTH CERAMIC ARTICLES O/TH PORN	710	3907	27038	66492
700100	CULLET AND OTH WAST&SCRAP,GLAS		2577		196
700210	BALLS IN GLASS UNWORKED	12002	91934	2752	26797
700220	RODS IN GLASS UNWORKED		319		1
700231	TUBE,FUSED QUARTZ/SILICA,UNWOR		676	16	17
700232	TUBE OF OTH GLASS UNWORKED		2588	327	1670
700239	NEUTRAL GLASS TUBING MFG AMPOU	35671	317971	79233	291048
700312	NON-WIRED SHEETS COLOURED,FLAS	17409	70357	12190	63002
700319	OTH NON WIRED SHEETS OF GLASS	27139	72672	19088	76269
700320	WIRED SHEETS GLASS	717	6852	1651	6078
700330	PROFILES OF GLASS	198	198		
700420	GLASS COLOURED OPACIFIED FLASH	271	387	136	27077

Contd.

## 10.11 Imports by Economic Categories (Detail)

(In Thousand Rupees)

Items	December, 2017	From July, 2017	December, 2016	From July, 2016
700490 OTHER GLASS	20315	80606	10275	27922
700510 NON-WIRED GLASS HAVE ABSORBENT	42369	186985	25571	112557
700521 NON-WIRED GLASS COLOURED,OP/FE	15667	107247	9328	80184
700529 OTHER, NON-WIRED GLASS	19989	95511	8196	59818
700600 GLASS PLATE WORKED NOT FRAMED	15056	168464	24682	67259
700711 REAR/WIN GLAS VEH H- 87043190	51138	373227	55409	219201
700719 OTH THOUGHENED SAFTY GLASS	16230	202877		134978
700721 LAMINA SAFETY GLAS H-87043190	17599	148392	10037	48827
700729 OTHER, LIMINATED SAFETY GLASS	24948	105260	37538	96749
701090 OTH CARBOYS BOTT,FLASK,JAR,POT	134082	796701	85889	637594
701110 FOR ELECTRIC LIGHTING	6726	24687	1554	27092
701120 FOR CATHODE-RAY TUBES				168
701400 GLASS HEAD LAMPS VEH H- 87.11	2756	7696	1775	5338
701510 GLASS FOR CORRECTIVE SPECTACLE		455		6
701610 GLASS CUBES/OTH SMALLWARE	4572	34792	372	24406
701919 OTH YARN OF GLASS FIBRE/THREAD	4610	32051	4517	29216
701931 GLASS MATS	36208	241795	35799	245645
701932 THIN SHEETS (VOILES)	45679	325954	32982	339691
701959 OTH WOVEN FABRICS	4622	43032	7243	21442
710210 UNSORTED, (ROUGH) DIAMONDS				1665
710490 OTH SYN/RECONSTI SEM/PRE STONE	4	9021		118
711890 OTHER COIN	287	7577	224	16620
720110 NON-ALLOY PIG IRON<0.5% PHOSP	166917	694742	90242	479301
720120 NON-ALLOY PIG IRON>0.5% PHOSP				149
720211 FERRO-MANGANESE CONT 2% CARBON	161292	719439	65286	342223
720219 OTH FERRO-MANGANESE	61	316	17	15952
720221 FERRO-SILICON CONT >55% SILICON	42362	189694	9158	191164
720229 OTH FERRO-SILICON	19452	121595	15797	104400
720230 FERRO-SILICO-MANGANESE	423922	2481796	403824	1079370
720241 FERRO-CHROMIUM CONT >4% CARBON	3078	17374	3377	10734
720249 OTH FERRO-CHROMIUM	529	4550	341	5586
720250 FERRO-SILICO-CHROMIUM				1045
720270 FERRO-MOLYBDENUM	6250	11501	3043	6188
720280 FERRO-TUNGSTEN&FERRO-SIL-TUNGS	148	1877		1519
720291 FERRO-TITANIUM/FERO-SILI TITAN	39	216	104	104
720292 FERRO-VANADIUM	94	2136	306	547
720293 FERRO-NIOBIUM	168	1645		661
720299 OTHER FERRO-ALLOYS	4955	8246		1196
720310 FEROUS PROD BY DIR RUD IRONORE			21	21
720390 OTH FERROUS PRODUCTS		109		142
720410 WASTE/SCRAP C.IRON RE-ROLLABLE	29476	168091	12659	62392
720421 WASTE/SCRAP OF STAINLESS STEEL	24522	95190	40866	185701
720429 WASTE/SCRAP OF OTH ALLOY STEEL		1423		403
720430 WASTE/SCRAP TINNED IRON/STL	331037	2067739	248771	1209839
720441 TURNING,SHAVING,MILLING WASTE	4520633	31877252	3782952	17261774
720449 OTH RE-ROLLABLE WASTE /SCRAP	8248535	48073014	6455912	27476917
720450 REMELTING SCRAP INGOTS	465	6637	1224	28301
720510 GRANULES OF PIG IRON	7395	39922	9485	29209
720521 POWDERS OF ALLOY STEEL		1593		
720529 OTH POWDER PIG IRON&SP IRON/ST	1156	34329	3175	19781
720610 INGOTS OF IRON ON STEEL.				9480
720690 OTHPRIM FORM (EXCL H-72.03)				460
720711 BILLETS RECT/SQUAR IRON/NA.STL		133682	123296	194715
720712 OTH BILLETS RECT EXCL SQUA I/S		8499		50120
720719 CROS SEC>165X165MM IR/NA-STEEL				35068
721790 OTH WIRE OF IRON/NON-ALOY-STEL	37962	175129	30334	159541
721810 INGOTS & OTH PRI FORM ST/STEEL		227	562	562
722300 WIRE OF STAINLESS STEEL	21855	179682	9586	86096
732599 OTH CAST ARTI OF I/S NES	116095	515245	21809	131074
732611 GRIND BALL&SIMI ARTI FOR MILLS	23	28125		1072
732690 OTHER X-FILM HANGERS	842570	3878635	351569	3518518

Contd.

## 10.11 Imports by Economic Categories (Detail)

(In Thousand Rupees)

Items	December, 2017	From July, 2017	December, 2016	From July, 2016
740200 UN-REFINED COPPER, COPPER ANODES		749		
740311 REFINED COPPER, CATHODES & SECTIONS	995781	5096899	676401	4455437
740312 REFINED COPPER WIRE-BARS				14444
740319 OTHER, REFINED COPPER	2299	12936	2034	13319
740321 COPPER-ZINC BASE ALLOYS (BRASS)	2623	3226	100	1332
740322 COPPER-TIN BASE ALLOY (BRONZE)	763	14017	93	11356
740329 OTHER COPPER ALLOYS (OTHER THAN H-74.05)	2142	4289		1857
740400 BRASS SCRAP	237860	1006330	112447	587485
741999 COPPER SPRINGS	5036	108701	2262	33446
750210 NICKEL, NOT ALLOYED	62397	573112	64848	423085
750220 NICKEL ALLOYS	300	1544	7	859
750890 NICKEL ROTARY PRINTING SCREEN	15661	341780	32336	368444
760110 ALUMINIUM, NOT ALLOYED	1005171	4135509	362617	2532941
760120 ALUMINIUM ALLOYS	342678	1805175	351407	1648317
761699 CASING, FORGING ROUGH STATE ALUM	138464	375141	259880	559122
780110 REFINED UNWROUGHT LEAD	287232	3335717	553562	4474045
780191 OTHER UNWROUGHT LEAD WITH ANTIMONY	11403	369099	13535	56195
780199 OTHER UNREFINED LEAD & LEAD ALLOYED	31053	221108	18911	128889
780600 WIRE OF LEAD	1612	23505	282	13989
790111 ZINC NOT ALLOYED WITH >= 99.99%	731329	3349782	160141	848391
790112 ZINC NOT ALLOYED WITH < 99.99%	36365	191921		8527
790120 ZINC ALLOYS	53138	338959	42963	737769
790700 ZINC SLUGS FOR DRY BATTERY CELL CON	10474	78774	16987	42283
800110 TIN, NOT ALLOYED	24585	288270	40342	269250
800120 TIN ALLOYS	887	6228		2969
800700 TIN PLATE, SHEET, STRIP THICKNESS > 0.2MM	84	108		247
810110 TUNGSTEN POWDERS		276		
810196 OTHER WIRE OF TUNGSTEN		12828	7801	10806
810199 BAR/ROD, PLATE, SHEET, FOIL TUNGSTEN	1469	3578		896
810296 OTHER MOLYBDENUM WIRE	521	2536	395	1738
810390 OTHER TANTALUM & ARTICLES THEREOF		799		442
810411 UNWROUGHT MAGNESIUM WITH 99.8% WT	4635	11055	2788	5825
810419 OTHER ARTICLES UNWROUGHT MAGNESIUM		3184	53	146
810490 OTHER ARTICLES OF MAGNESIUM	233	481	5084	8124
810520 COBALT MATTER & OTHER PRODUCTS	34213	121079		45108
810590 OTHER INTERMEDIATE PRODUCTS OF COBALT		13455	507	2523
810600 BISMUTH & ARTICLES INCLUDING WASTE & SCRAP			155	156
810790 OTHER CADMIUM, WROUGHT & ARTICLES	34	393		617
810890 OTHER TITANIUM WROUGHT & ARTICLES	35334	78997	12057	39521
810920 UNWROUGHT ZIRCONIUM POWDER		62		
810990 OTHER ZIRCONIUM AND ARTICLES		2662	274	24293
811010 UNWROUGHT ANTIMONY POWDER	67037	326885	99791	524747
811090 OTHER ANTIMONY ARTICLES INCLUDING WASTE & SCRAP				338
811100 MANGANESE & ARTICLES INCLUDING WASTE & SCRAP	6021	7465	62	6543
811221 CHROMIUM UNWROUGHT POWDER	204	317		224
811229 OTHER UNWROUGHT CHROMIUM INCLUDING WASTE		504		3330
811299 OTHER BASE METAL UNWROUGHT & ARTICLES		13		28
961900 DIAPERS FOR ADULTS WITH EXCESS 25KG	933262	5998560	1137994	6010536
<b>3. CAPITAL GOODS TOTAL</b>	<b>169153532</b>	<b>951750563</b>	<b>161808816*</b>	<b>893745567</b>
010612 WHALES, DOLPHINES & PORPOISES				5687
010619 OTHER MAMMALS	185	6600		7420
010631 FALCONS	854	4490	347	878
010632 PSITTACIFORMES (INCLUDING PARROTS)	11562	49023	8665	35357
010633 OSTRICHES, EMUS (DROMAIDUS NOVAEH)	11438	32168		648
010639 OTHER BIRDS	2682	15570	1099	8055
010641 BEES		13531		18689
010690 OTHER LIVES ANIMALS	7225	20364	2461	11735

Contd.

## 10.11 Imports by Economic Categories (Detail)

(In Thousand Rupees)

Items	December, 2017	From July, 2017	December, 2016	From July, 2016
621790 PARTS OF GAR/CLOTH ACCESSORI	388	1639	168	3563
680300 WORKED SLATE/ARTICLE OF SLATE		40	56	84
680410 MILL STONE AND GRIND STON MIL	40353	291691	16587	96725
680421 OTH MILLSTONE OF AGGLOMER SYNT	4118	43931	6848	58606
680422 MILL STONE AND GRIND STONE/OTH	163648	810671	121992	604539
680423 OTH MILLSTONE OF NATURAL STONE	4895	36419	5311	24246
680430 HAND SHARPENING POLISH STONE	11795	46085	6993	36130
680510 BASE OF WOVEN TEXTILE FABRICS	49444	283803	37389	196924
680520 ON BASE OF PAPER OR PAPERBOARD	33046	199309	28504	145328
680530 ON BASE OF OTHER MATERIALS	4801	88363	28502	131163
680610 SLAG WOOL ROCKWOOL MINERAL WOL	17580	110203	105952	217979
680620 EXFOLIATED VERMICULITE EXPEND	1681	7528	6252	8287
680800 PANELS,BOARDS,TILES BLOCKS ETC	447	3568	1039	18228
680911 BOARDS,SHEETS,PANELS,TILES ETC	45864	103333	12946	86927
680919 OTH BOARDS,SHEETS,PANELS OF PL	8174	25231	262	3822
680990 INDUSTRIAL MOULDS OF PLASTER	1414	4172		953
681011 BUILD BLOCK,BRICK OF CEMENT	5731	15232		499
681019 OTH ARTICLE TILE,FLAGSTONE ETC	14063	77375	7515	23601
681091 PREFABRICAT STRUCTURAL COMPONT	761	8792		573
681189 OTH ARTICLES NOT CON ASBESTOES		4605	5992	10890
681291 CLOTHING ACCE OF ASBESTOES FIB				247
681292 PAPER MILLBOARD FELT ASBET FIBR	40	56		
681293 COMPRESSD ASBESTOS FIB JOINING	7185	73506	10857	60902
681299 O-ARTI OF FABRICA ASBESTOS FIB	1786	13462	3736	10826
681320 FRICTION MAT ASBESTOS H87-11	13980	107872	14954	115740
681381 BRAKE LININGS&PADS VEH-H-8711	49715	316020	46567	264302
681389 O-BRAKE LINE&PADS NOT CON ASBE	2069	26576	2744	17521
681410 PLATES,SHEETS STRIPS OF AGLOM	692	9302	397	5983
681490 OTH, ARTICLES OF MICA		5694	840	1086
681510 NON ELE ARTICLE OF GRAPHITE	20859	97002	18677	78970
681520 ARTICLE OF PEAT	202	429	90	513
690290 REF.BRICK,BLOCK,TILE TEMP1600C	7694	17677	35333	92429
690310 CERAMIC CON>50% GRAPHITE,CARB	6390	60795	9953	62188
690320 COLD TUNDISH LINING SLIDE GATE	26634	161651	4427	81530
690723 TILES POLISHED WAT AB >10%	300483	2116597	1248866	6626855
690740 FINSHING CEREMICS	1953	41896	179	31003
690911 LAB CERM WARE PORCELAIN/CHINA	151	1659	307	3051
690912 LAB CERM WARE HARD>9 MOH.SCALE		4667	258	3211
690919 LAB CERAMIC WARE CHM/TECH USE	2716	96858	9336	26729
690990 OTH CERAMIC WARES AND SIMILARS		14694	60	784
691010 WASH BASIN, CERAMIC	55956	462485	66752	360459
691390 OTH STATUTTES, ORNAMENT	23485	42482	638	3084
691410 OTH CERAMIC ARTICLES OF PORCEL	113	697	12	349
710812 OTH UN-WRT GOLD 5kg&>N-MONETAR	312540	1235792	218275	827561
710813 OTH SEMI-MANUF GOLD 5kg&ABOVE		75		
710820 MONETARY GOLD 5kg OR ABOVE		57171		31903
711810 COIN (O/T GOLD),NOT LEGAL TEND	111	1691	24	24
720720 IRON/ST.CROS SECT.165 X 165 MM		71399	22306	22306
720810 COILS SECONDRY QUALITY I/S HR	5922	249580	63688	213440
720825 OTH C-HR I/S 4.75mm SECON QUAL	21989	103781	7170	21768
720826 OTH C-HR TH3-4.75mm S-QLTY I/S	14429	43917	8000	32892
720827 OTH C-HR I/NA.S TH<3mm SE QLTY	3686	43231	9108	27039
720836 OTH C-HR I/S TH<10mm SEC-QLTY	79	178948	5254	266465
720837 OTH C-HR I/S TH<4.75-10mm S-Q	26989	203647	124095	231131
720838 OTH C-HR I/NA-S TH3-4.75mm S-Q	82499	639993	19629	339338
720839 OTH C-HR I/NA-S TH<3 mm S-QLTY	5198151	18457413	1613678	15115936
720840 SEC QLTY HOT ROLL IR/NA-STEEL	1583	19322	600	302933
720851 OTH SEC QLTY IS-HR,TH>10MM	115774	944930	40396	365337
720852 OTH SEC QLTY I/S HR,TH>4.75-10	23130	265727	43969	106933
720853 OTH S.QLTY I/S HR,TH>3-4.75MM	10585	77515	8874	42952
720854 OTH S.QLTY I/S,TH<3MM H-ROLL	13351	77850	13195	48496

Contd.

## 10.11 Imports by Economic Categories (Detail)

(In Thousand Rupees)

Items	December, 2017	From July, 2017	December, 2016	From July, 2016
720890 OTH FLT-ROL PROD S.QLTY HR>600	29057	195152	46716	303714
720915 COIL I/NA-S CR TH 3mm/> S-QLTY	135842	315156	61360	214346
720916 COIL I/NA-S CR TH 1-3mm S-Q	577105	2891209	328764	2861944
720917 COIL CR I/NA-S TH 0.5-1mm S-Q	287137	1134009	165516	2300227
720918 COIL CR I/NA-ST TH< 0.5mm S-Q	102384	950428	55057	830246
720925 S.QLTY C-ROL I/S TH 3MM/MORE		11266	1182	3085
720926 S.QLTY I/S C-ROL TH>1MMBUT<3MM	64831	529035	58685	346165
720927 S.QLTY I/S C-ROL TH 0.5 MM-1MM	156014	1128206	157186	1004003
720928 S.QLTY I/S COLD-ROL TH<0.5 MM	2648	66702	6960	30986
720990 S.QLTY FLT-ROL PROD I/S WD>600	92124	456710	44745	235694
721011 I/S PLAT/COAT TIN 0.5MM/> S-QU	1200	6160	41	5924
721012 I/STL PLAT/COAT TIN<0.5MM S-QU	392495	2347638	181589	1714898
721020 FR I/NA-S P/C LEAD TH600mm S-Q				193
721030 FR I/NA-S ELECTRO P/C ZINC S-Q	518074	2976542	599714	2036643
721041 FR I/NA-S P/C ZINC CORRUGA S-Q		14087	1553	56549
721049 OTH FR I/NA-S P/C ZINC S/QLTY	1126527	6091545	1843343	7474806
721050 F-ROL I/ST COAT CHRO OXIDE S-Q	33071	379053	45209	247685
721061 FR I/NA-S P/C ALUM-ZINC AL S-Q	163055	1036097	69051	276186
721069 OTH FR I/NA-S P/C ALUM S-QUALI		31516	11346	39626
721070 VCM COATED SHEET TH 0.5MM/LESS	1237439	6282536	569421	2531443
721090 OTH FR I/NA-S PLASTI COTED S-Q	13953	190239	51588	91723
721113 S.QLTY H.R I/S 4 FACE W150TH4M	31064	162592		
721114 FR I/NA-S HR WD>150 TH4.75 S-Q	166218	463856	44631	137407
721119 COLD ROLL STL STRIP TH<0.5MM	702960	2907421	13606	107640
721123 FR I/NA-S CR W<600 C.25% S-Q	22930	27698		22485
721129 OT FR I/NA-S CR W<600 C.25%S-Q	2520	119565	5528	31209
721190 OTH FR I/NA-S WD<600mm S-QLT	54177	649167	77515	302099
721210 F-ROL PROD I/NA STL PLATE/COAT		1132		
721220 FRP I/NA-STL ELE-PL/CO W-ZINK	25691	227325	446	112798
721230 FR I/NA-S P/C ZINC W<600mm S-Q	3683	9228	2661	107013
721240 FR I/S PLASTIC COT W<600mm S-Q	12830	28604	5548	8852
721250 FR I/NA-S OTH-WISE P/C S-QLTY	6815	77254	4929	9602
721260 FR I/NA-S CLAD WD<600mm S-QLTY		65		
721310 BAR&ROD I/NA-S HR(RIBS,GRO)S-Q	35664	298245	8161	83456
721320 BAR&ROD HR FREE CUT STL S-QLTY			3213	5353
721391 OT BAR&ROD HR I/S DIA<14mm S-Q	77546	1153906	430872	1740106
721399 OTH BAR&ROD I/S HR IN-COIL S-Q	3709	369487	16018	108593
721410 OTH BAR&ROD I/S HR FORGED S-Q	6468	26335	27564	139871
721420 FORGED BAR/ROD I/S SEC QUALITY	280451	1275602	360561	1641205
721430 OTH B/ROD FREE CUT STL HR S-Q	6640	36044	5136	21091
721491 OTH B/ROD I/S HR RECT C.SE S-Q	434	434	9255	13475
721499 OTH B/ROD I/S HR TWISTED S-QUA	316	61490	213201	773986
721510 OT B/ROD FRE CUT STL COLD S-Q	11379	36977	10100	55938
721550 OTH BAR&ROD I/S COL-FIN S-QLTY	763	19003	785	13293
721590 OTH BAR&ROD I/NA-S SEC-QUALITY	5972	27416	1677	10129
721610 U,I,H SECTIONS H-ROL HIGH<80MM	2786	30314	9890	10781
721621 L SEC H/ROL HT<80 MM 1/NA STEL	8934	31671	5540	27231
721622 T SEC H/ROL HT<80 MM 1/NA STEL		302		
721631 U.SEC HT>150MM H-ROL I/NA STEL	32764	145569	13932	209501
721632 I SEC H-ROL I/NA STL HT>200 MM	129185	456238	55253	270405
721633 H SEC HT>250MM H-ROL I/NA STEL	146713	550094	23319	112828
721640 L&T SEC H-ROL HT150M I/NA STEL	614	6287	1327	20753
721650 OTH ANGLE/SHAPE SEC HOT H/ROL	106	2522	587	4955
721661 ANGLE/SHAPE SEC COLD/ROLL		9451		2048
721669 OTH ANGLE/SHAPE SEC I/S C-ROLL	5901	15188	233	1860
721691 OTH C/FORM I/ST FLAT ROL PROD	823	1328		90
721699 OTH ANGLE/SHAPE SEC IRON/STEEL	28316	62361	12350	19999
721710 WIRE OF I/S NOT PLATED/COATED	3753	74276	4398	32752
721720 WIRE OF I/S PLATED/COAT W/ZINC	19831	64049	5846	98455
721730 WIRE I/S PLA/COT,MFG AUTO TYRE	46288	197277	46394	255477
721899 OTH SEMI-FINISHED PRO ST/STEEL	517	874		5032

Contd.

## 10.11 Imports by Economic Categories (Detail)

(In Thousand Rupees)

Items	December, 2017	From July, 2017	December, 2016	From July, 2016
721911 F/ROL PROD ST/STEEL HR TH>10MM	259	97328		393
721912 COILS ST/STEL-HR TH>4.75-10MM		27873	4949	16131
721913 COILS ST/STEL-HR TH>3MM-4.75MM		1171	462	3275
721914 COILS ST/STEL-HR TH>3MM		6673		8712
721921 COILS ST/STEL-HR TH>10MM	88	90070	2996	29133
721922 COILS ST/STEL-HR TH>4.75-10MM		91337	605	321364
721923 COIL S-STL W-700mm/>,TH-<4mm		126087	4383	4740
721924 COIL S-STL W-700mm/>,TH-<3mm	5179	25636	3605	15897
721931 COILS ST/STEL-CR-TH >4.75 MM		39928	8517	70646
721932 COIL,S-STL,TH-4mm,W-700mm,CR	13233	129832	10634	75318
721933 COIL S-STL,TH-1-3mm W-700mm,CR	117204	853578	119126	654263
721934 CL,S-STL,TH-0.5-1mm,W-700mm,CR	145776	890999	103115	521175
721935 COIL,S-STL,TH-<.5mm,W-700mm,CR	244567	1285871	212702	1254039
721990 O SHET CIR SHAPE ALL SIZE S-ST	499522	3030265	527270	2953331
722011 F-ROL ST/STEEL H-ROL TH>4.75MM	1922	7764	690	690
722012 FRP,S-STL,W< 600mm,TH 4 mm,HR	6124	9239	9336	23490
722020 FRP,S-STL,W< 600mm,TH 4 mm,CR	82322	334663	16834	163195
722090 OTH FRP,S-STL,W< 600mm,TH 4 mm	13283	75091	14590	66968
722100 B&R,HR, IWC,S-STL,W-50-200 mm		1893		365
722211 BAR/ROD ST/ST NFW H/ROL CC/SEC	23172	128133	14746	94137
722219 OTH BAR/ROD ST/ST NFW HOT/DRWN	2388	24268	436	36951
722220 BAR/ROD ST/ST NFW C/FOR,C/FIN	5221	39412	4521	35364
722230 OTH BAR/ROD OF STAINLESS STEEL	37719	255729	11849	200117
722240 ANGLE/SHAPES&SECTION ST/STEEL	8412	52804	10235	65782
722490 OTH SEMI-FIN PROD OTH A/STEEL		44811		1205736
722511 GRAIN-ORIE. SIL-EL-STL.W-600MM	177339	1123940	223314	1258925
722519 OTH F/ROL PROD SIL-ELEC-STEEL	56640	435770	38528	253195
722530 OTH NFW HOT/ROLLED IN COILS	1943496	21153762	2252251	15943735
722540 OTH NFW HOT/ROLLED NOT IN COIL	320048	2770718	458758	1810318
722550 OTH ALLOY STEEL NOT WORK(RDUC)	1824	1824		82
722592 FLATROLLED PROD O/W ZINC PLATE	96	5487	314	3829
722599 OTH F/ROL PROD OTH ALLOY STEEL	124392	141133	1280	41232
722611 GRAIN-ORIE. SIL-EL-STL.W<600MM		46895		56597
722619 OTH FLAT ROLLPROD SILICON E/S		88342		
722691 OTH FLATROL PROD NETWORK HOT/R	1840	4933	6906	15691
722692 OTH F/ROLL PROD NETWORK COLD/R	35510	197965	50115	186785
722699 OTH F/ROL PROD OTH ALLOY STEEL	3819	12441	5469	232467
722710 BAR/ROD OF HIGH SPEED STEEL		793		
722720 BAR/ROD OF SILICO-MAG STEEL				8619
722790 OTH BAR/ROD H/ROLL W/COIL A/ST	769635	3663006	394654	2150737
722810 BAR/RODS OF HIGH SPEED STEEL		2870		4281
722820 SPRING STEEL(SUP-9&EQUIVALENT)	342	11836	390	3814
722830 CASE HARDENING STEEL	461117	1414932	403339	1766835
722840 OTH BAR/ROD NOWORK FORGED	1661	19300	10170	14637
722850 OTH BAR/ROD NOWORK C/FOR,C/F	32	6128	10847	54908
722860 OTH BAR/ROD ALLOY STEEL NES	81001	534093	7582	148908
722870 ANGLES, SHAPES AND SECTIONS	76	114323	88768	635213
722880 HOLLOW DRILL BARS AND RODS	200	6312	55	974
722990 OTH,WIRE OF OTHER ALLOY STEEL	19667	78245	16902	54283
730110 SHEET PILING IRON AND STEEL	126347	330986	19710	42811
730120 ANGLE SHAPES & SECTIONS OF I/S	3991	8718	521	7407
730210 RAILS OF IRON AND STEEL	17935	800029	831540	2542373
730230 SWITCH BLADE, CROSS-FROG P/ROD		680567	30968	30968
730240 FISH-PLATES AND SOLE PLATES	1998	3525	429	6446
730290 OTHER MATERIALS JOINTING RAILS	180	7282	4103	15268
730300 TUBE/PIPE,HOLLOW PROFILE C/IRON	10266	74030	41	26428
730411 L.P FOR OIL&GAS S-STL SEAMLESS	4374	112963	6347	56252
730419 OTH LINE PIPE I/S FOR OIL&GAS	60595	351058	55264	833885
730422 DRILL PIPE S-STL DRILL OIL/GAS		95		194
730423 OTH DRILL PIPE I/S FOR OIL&GAS	299748	1656518	232279	1207996
730424 OTHER PIPE OF STAINLESS STEEL	195362	381295	187819	1289632

Contd.

## 10.11 Imports by Economic Categories (Detail)

(In Thousand Rupees)

Items	December, 2017	From July, 2017	December, 2016	From July, 2016	
730429	OTH CASING,TUBING I/S-OIL/GAS	516069	2930566	248018	1409630
730431	O- COLD-ROLLRD C.C.SEC I/N.A.S	51082	343062	83249	366545
730439	OTH CROSS SECTION OF N.A-STEEL	217759	1520937	258285	1206924
730441	COLD ROLD CR-SEC OF STAIN-STL	1006	131953	42900	120897
730449	OTH CROSS SECTION OF STAIN-STL	97601	582813	106532	304144
730451	O-C.C.SEC COLD ROL(ALLOY-STL)	2540	14894		9685
730459	O-CIR CROSS SEC OF (ALLOY-STL)	356	138289	165936	1778809
730490	O-TUBE PIPE/HOLLOW -PRO SEAMLE	229757	544622	18269	339841
730511	LINE PIPE USED OIL/GAS WELDED		914079		10372
730512	OTH LINE PIPE USED OIL GAS WLD		6694		
730519	OTH LINE PIPE USED OIL/GAS P/L	13467	156986	61	3618415
730520	CASING FOR DRILLING,OIL/GAS	48635	48635		
730531	OTHER, LONGITUDINALLY WELDED		4349	62973	134428
730539	OTHER, WELDED TUBES AND PIPES		461	4017	68352
730590	OTHER, TUBES AND PIPES	3114	773934	11159	91477
730611	L.P-WELDED OF STA-STL(OIL/GAS)		42056		1011
730619	OTH-LINE PIPE O/G PIPELINE I/S	163399	234329	45309	145692
730621	CAS/TUB WELDED LINE PIPE STA-S		94000	22589	23677
730629	O-CASING/TUB LINE PIPE O/G I/S	26494	52584	1545	35705
730630	COPPER COAT MILD STL TUB-8.5MM	42664	468592	36887	414888
730640	O-WELDED C.C.SEC OF STAIN-STL	98624	967536	91357	869435
730650	O-WELDED C.C.SEC NON ALLOY-STL	30468	159813	24388	129580
730661	O-TUBE,PIPE WELD SQUARE C-SEC	2977	49215	18043	137830
730669	TUBE/PIPE WELD OF OTH C.C-SEC	10771	11749	63	63
730690	OTH TUBE PIPE HW-PROFILR I/STL	18168	141120	28314	175821
730711	TUBE/PIPE CAST FITINGS MR-175	691	9768	24396	84677
730719	OTH TUBE/PIPE FITING IRON/STEL	57979	306588	59823	264168
730721	FLANGES, OF STAINLESS STEEL	12865	56708	9022	64507
730722	THREADED ELBO,BEND,SLV S/STEEL	9945	37898	2937	53558
730723	BUTT WELDING FITTING STAINSTEL	11489	60321	1134	13198
730729	OTH TUBE,PIP FITTING STAINSTEL	131288	598768	58831	306135
730791	FLANGE AIR-P AGRI-TRACTOR<=80H	13179	191290	12795	164902
730792	THREAD ELBO,BEND/SLV IRN/STEEL	71058	486509	71226	252656
730793	BUTT WLEDING FITTING IRON/STEL	39201	131911	3603	277990
730799	OTH TUBE,PIP FIT IRN/STEL NEC	223746	1335851	187309	1270642
730810	BRIDGES AND BRIDGE-SECTIONS		23578	70570	140607
730820	TOWERS AND LATTICE MASTS	744410	5063461	1108368	2545527
730830	DOR,WIN/FRAMES,TH-HOLD,FORDORS	125565	247950	18541	765035
730840	EQUIP SC-FOLD SHUT PROP PITPRO	31807	223183	8383	410870
731100	CONTAINERS FOR CNG OF IRON/STL	81617	461593	98887	482711
731210	IRON AND STEEL WIRE	133409	973377	133794	500683
731290	OTH STL CORD USEIN TYRE MFU	10236	66880	1326	55535
731300	BRABED WIRE OF I/S TNIS HOOP	8626	116192	10291	65350
731412	ENDLESS BAND MACH STEL W-CLOTH	1923	7923		6315
731414	OTH WOVEN CLOTH OF STAIN STEEL	2428	18281	2457	27322
731419	STEL CORD FAB.USED IN MNUF TYR	908	60825	14442	22343
731420	GRIL NET FENC W/LD D=3MM MS100	9051	26172	1331	23235
731431	OTH GRL NEW FENC/WLED COTD ZNC		3033		8070
731439	OTH GRL NET FENCING AT INTSEC	753	7463	160	5818
731441	OTH CLO GRL NET FENC PL/COT ZN	12291	69197	7780	78710
731442	OTH CLO GRL NET FENC PL/COT PL	8046	14126		6312
731449	OTH CLO GRL NET /FENFING	15660	159506	89231	192938
731450	EXPANDED METAL OF IRON OR STEL	120	21268		4938
731511	ROLLER CHAIN FOR VEHICLES Ch87	127220	683630	118949	527990
731512	OTHER CHAIN, ARTICULATED LINK	27049	169596	18319	123558
731519	ADJUSTER FOR CHAIN VEH H-87.11	43612	141762	25683	104149
731520	SKID CHAIN	1052	5251	90	763
731581	STUD LINK		634		3197
731582	OTHER, WELDED LINK	1425	13038	4731	18811
731589	OTHER CHAIN,	2073	13032	6726	14608
731590	OTHER PARTS OF CHAIN	415	18307	933	11323

Contd.

## 10.11 Imports by Economic Categories (Detail)

(In Thousand Rupees)

Items	December, 2017	From July, 2017	December, 2016	From July, 2016
731600 ANCHORS,GARNNELS PARTS IRON/ST	12420	117293	4418	67135
731700 NAILS OF IRON OR STEEL	57584	332493	53952	227523
731811 COACH SCREW I/S THREADED	343	12799	474	7469
731812 OTH WOOD SCREW I/S THREADED	4453	25996	1826	12185
731813 SCREW HOOKS,SCREW RING RVT I/S	441	3160	184	878
731814 SELF-TAPPING SCEWS, THREADED	7042	54732	9529	37505
731815 HIGH TENSILE SCREW&BOLT I/STEL	262049	1589853	143684	1082355
731816 HIGH TENTION NUTS IRON/STEEL	63182	355402	67938	354138
731819 OTH BOLT,NUT,WASHER,RVT I/S TH	19924	178258	21012	103864
731821 SPRING/LOCK WASHER H-TENSILE	2599	20969	1845	16317
731822 THURST WASHER FOR VEHICLE H87	11694	106273	14774	70110
731823 RIVETS, NON-THREADED	6218	37173	4874	34655
731824 COTTERS/PINS NON THREADED I/S	704	5976	1162	5721
731990 SEWING,DARNING/EMBROIDRY NEDLS	13346	77565	14914	46093
732010 LEAF-SPRING&LEAF M-CAR,H-8703	16586	116979	14107	88354
732020 HELICAL SPRINGS	11800	52608	4573	10971
732190 PARTS OF I/S,COOK APPLI&PLAT-W	24704	162959	31360	232103
732211 RADIATORS/PARTS CAST IRON E-EL	30	125		560
732219 OTH RADIATOR AND PARTS THEREOF	1565	16535	4443	33901
732490 OTHER, INCLUDING PARTS	28429	101258	15717	90338
732510 OTH CAST ARTI I/S N-MEL C-IRON	2001	29024	4530	130740
732591 GRINDING BALLS SIMI ARTI MILLS	64505	229433		54596
732619 FORGING OF CRANK SHAFT	142770	703359	121879	542740
732620 ARTICLES OF IRON OR STEEL WIRE	853	50733	3741	23923
740500 MASTER ALLOYS OF COPPER.	734	5392	40	1047
740610 COPER-POW OF NON-LAMELLAR STRU	7255	16491	34	11414
740620 COPER-LAMELLAR STRUCTURE FLAKE	19900	78974	4006	52521
740710 BARS OF REFINED COPPER	121067	320204	47825	371278
740721 COPPER BAR,ROD PROFIL ZINC BAS	144	16260	5085	14277
740729 OTH BAR,ROD,PROFIL COPP ALLOYS	4594	36689	1898	19796
740811 WIRE REF COPP MAX CR-SEC DI>6M	116472	781752	159730	353371
740819 OTHER, WIRE OF REFINED COPPER	108028	263320	12731	92521
740821 WIRE OF COPPER ALLOY ZINC BASE	6491	28234	3244	13962
740822 WIRE OF COPPER ALLOY NICK BASE	67	4155	1503	2406
740829 OTH WIRE OF COPPER ALLOYS ETC	9608	23959	472	2375
740911 PLAT,SHEET,STRIP REF COPP COIL	29341	126719	53	54865
740919 OTH PLAT SHEET&STRIP REF COPP	1403	6874	9643	20272
740921 PL,SH&STRIP COPP ZINC BAS COIL	13015	104324	10429	72787
740929 OTH PL/SH/STRI COPP ZINC BAS	16372	56569	11386	24899
740939 OTH PL/SH/STRIP COPP TIN BAS-C		2546		10576
740940 PL/SH/STRIP COPP NICKLE BASE		11		
740990 PL/SH/STRIP OTH COPP ALLOYS NS	42	3191	85	1372
741011 FOIL REFINED COPP NOT BACKED	109178	516046	54133	366500
741012 FOIL OF COPP ALLOYS,NOT BACKED	54788	305468	36551	222934
741021 FOIL OF REFINED COPPER,BACKED	6645	25125	18803	24769
741022 FOIL OF COPPER ALLOYS,BACKED		962	1770	3769
741110 CAPILLARY TUBE 2.25 MM R-COPER	139235	996031	136900	648694
741121 TUB&PIPE COPP ZINC BAS ALLOYS	1990	11105	1018	9481
741122 TUB&PIPE COPP NICKLE BAS ALLY			219	219
741129 OTH TUBE&PIPE OF OTH COPP ALLY	2010	13028	1519	21830
741210 COPP TUBE/PIPE FIT REF COPPER	2422	13212	7919	17143
741220 COPP TUBE/PIPE FIT COPP ALLOYS	2268	24448	1206	20636
741300 STANDARD WIRE,CABL PL-BAND-NEI	172908	276446	80023	178208
741510 NAIL,TACK,DRW-PIN,STAPL,S-ARTI		2023	29	160
741521 WASHERS/INCL SPRING WASH N-THR	243	2235	248	2319
741529 OTH NOT THREADED ARTI COPPER	1560	4927	1543	5496
741533 OTH THRD SCREW,BOLT,NUT COPPER	771	71573	612	5219
750400 NICKEL POWDERS AND FLAKES.	4021	12454	2897	8259
750511 BAR,ROD,PROFILE NICKLE N-ALLOY				63
750512 BAR,ROD,PROFILE NICKLE ALLOYED		2615		299
750521 WIRE OF NICKEL, NOT ALLOYED		706		693

Contd.



## 10.11 Imports by Economic Categories (Detail)

(In Thousand Rupees)

Items	December, 2017	From July, 2017	December, 2016	From July, 2016
750522 WIRE OF NICKEL, ALLOYED	888	20172	54	10069
750610 PLAT,SHET,STRIP,FOIL NICK N-AL	9609	16970		1441
750620 PLAT,SHET,STRIP FOIL NICK ALOY	745	151331		1540
750711 TUBE&PIPE OF NICKEL NOT ALLOYD				83
750712 TUBE & PIPE OF NICKEL ALLOYED		6618	22	5055
760200 ALUMINIUM W/SCRAP OF AUTO PART	763660	3812111	665070	2990830
760310 ALUM POWDERS.NON-LAMELLAR STRU	5052	13154		8575
760320 ALUM FLAKES-LAMELLAR STRUCTURE	4578	27184	357	19065
760410 BARS,OF ALUMINIUM, NOT ALLOYED	20374	87816	14867	70523
760421 HOLLOW PROFILES OF ALUM ALLOYD	1146	13943	4591	7007
760429 BAR ROD OF ALLUMINIUM ALLOYED	35458	113314	6092	75787
760511 ALMU WIRE N-ALLOY MAX DIA>6MM	11094	73350	9793	84617
760519 OTH ALUMINIUM WIRE NOT ALLOYED	19113	73394	16222	58524
760521 ALUM WIR ALLOY MAX CRS DIA>7MM	808	3415	1643	3857
760529 OTH ALUMINUM WIRE, ALLOYED	10817	115780	13184	94373
760611 RECTANGLE&SQUARE ALUM NOT ALLY	66656	193849	11148	113908
760612 RECTANGULAR/SQ ALUM MOTALLOYED	166789	967364	126391	833133
760691 ALUM SHEET NOT ALLOYS ANODIZED	14079	70007	2946	67138
760692 ALUM SHEET ANODIZED ALLOYS C-D	2515	97314	7306	74062
760711 ALUM FOIL ROLLED N-WORK/BACKED	194360	1453034	235049	1682043
760719 ADHESIVE TAPE	176771	970685	205647	946930
760720 ALUMINUM FOIL, BACKED	166140	998711	114644	729665
760810 TUBE, PIPE OF ALUM NOT ALLOYED	238	31084		13209
760820 TUBE, PIPE OF ALUM ALLOYED	20720	90425	20808	75762
760900 ALUM TUBE,PIPE FIT(COUP/ELBOW)	1252	9470	963	6155
761010 DOORS,WINDOW, FRAMS,THRESHOLDS	81620	323990	3306	92301
761300 AEROSOL CANS VALVES&COVERS ALU	2012	10840	167	10856
761410 STAND WIR,CABL PL,ALU S-CORE		141402		1204406
780411 LEAD SHET STRIP FOIL TH>0.2MM	34	34		
780419 OTHER , LEAD PLATES		18876		598
790310 ZINC DUST(BLUE POWDER)	16459	38616	9978	15358
790390 OTHER ;ZINC POWDER AND FLAKES	14	14	3	216
790400 ZINC WIRE	790	27260	2734	19304
811300 CERMETS&ARTICLE INCL WAS/SCRIP		8	15	46
820110 SPADES AND SHOVELS	18021	95410	10492	46518
820130 MATTOCKS, PICKS, HOES & RAKES		227	2	141
820140 AXES,BILLS HOOKS&SIMI HEW TOOL	101	372		859
820150 SECATEURS&ONE-HAND PRUNERS SHR	19	76	43	116
820160 HEDGE SHEARS, TWO-HAND PURNING	210	509	493	1223
820190 OTH HAND TOOL AGRICUL,HORTICUL	935	4312	389	1843
820210 HAND SAWS	12611	58545	6080	30913
820220 BAND SAW BLADES	2186	17278	2343	10111
820231 CIRCULAR SAW BLADE WITH STEEL	10008	62591	7232	37177
820239 OTH CIRCULAR SAW BLADE,O/MATER	10679	57033	4431	36197
820240 CHAIN SAW BLADES	3193	13835	2343	12147
820291 STRAIGHT SAW BLADES,WORK METAL		981	178	1270
820299 GINSAW BLADE	5822	77099	6864	42448
820310 FILES, RASPS & SIMILAR TOOLS	10729	46524	6014	43416
820320 PILERS,PINCERS,TWEESZERS S-TOL	40327	195353	35692	123276
820330 METAL CUTTING SHEARS&SIM TOOLS	1583	5078	370	8675
820340 PIPE CUTTERS BOLD CROPPERS,ETC	3854	29568	2288	12009
820411 NON-ADJUS H-OPER SPANER,WRENCH	69512	278202	32806	180990
820412 ADJUSTABLE H-OPER SPANER,WRENC	58865	231914	37376	135415
820420 INTERCHAGEABLE SPANNER SOCKETS	5719	44593	5505	20542
820510 DRILLING,THREADING TAPPING TOL	860	20783	1458	16439
820520 HAMMERS AND SLEDGE HAMMERS	7052	51215	9942	38831
820530 PLANES,CHISELS,GOUGE WOOD WORK	2027	8822	1788	4748
820540 SCREW DRIVERS	31007	142370	17250	79181
820551 OTHER HAND TOOLS H-HOLD N.E.S.	8948	42168	3412	21702
820559 OTH HAND TOOL(GLAZZIER DIMOND)	35573	177010	41018	182850
820560 BLOW LAMPS		178		138

Contd.

## 10.11 Imports by Economic Categories (Detail)

(In Thousand Rupees)

Items	December, 2017	From July, 2017	December, 2016	From July, 2016
820570 VICES, CLAMPS AND THE LIKE	3371	25751	2379	11895
820590 SETS OF ARTI.TWO/MORE,SUB-HEAD	3617	49518	19994	41459
820600 TOOLS FOR M-CARS H-8703 R-SALE	13496	87861	35692	434806
820713 ROCK DRILLING,EARTH BORING TOL	485	8099	1115	20967
820719 OTH INC PARTS ROCK DRIL,E-BORI	155757	1013174	173264	779809
820720 DIES FOR DRAWING/EXTRUD METAL	5443	64292	4698	161163
820730 TOOL FOR PRESS, STAMPING/PUNCH	96161	824103	12768	128822
820740 TOOLS FOR TAPPING OR THREADING	1898	16607	1609	10396
820750 TOOL DRIL O/T ROCK/PST DRILL	57396	289553	191359	309242
820760 TOOLS FOR BORING OR BROACHING	46	30892	782	15689
820770 TOOLS FOR MILLING	6813	31518	9476	44257
820780 TOOLS FOR TURNING	5247	41644	6408	39242
820790 OTH INTERCHANGEABLE TOOLS	65770	736391	119560	349038
820810 KNIVS&CUTING BLADE METAL WORK	3815	31094	3272	29015
820820 KNIVS CUTING BLADE WOOD WORK.	1334	11965	1687	8689
820830 KNIVS&CUTING BLADE KITCHEN APP	9804	47021	4778	22762
820840 KNIVS&CUTING BLADE AGRI HORT	13718	56769	1426	22670
820890 OTH BLADES/KNIVES PAPER MACH	43045	282527	35634	220615
830260 AUTOMATIC DOOR CLOSERS	13036	49696	15624	55176
831190 OTH WIRE&RODS AGGLOMTR B/METAL	32551	124744	24105	103982
840120 MACH/APPRAT,ISOTOPIC SEPRATION			2002	2002
840140 PARTS OF NUCLEAR REACTORS		2091825		2392
840211 W/TUBE BOILER S/PROD-45-350T/H	2989897	24245700	2715465	17542948
840212 WATERTUBE BOILER S/PROD-45T/H	22867	316124	31402	161481
840219 FIRE TUBE BOILERS	81178	298608		84027
840220 SUPER-HEATED WATER BOILERS		68340		
840290 PARTS MACH H-8402.1190	51736	2036064	592847	4277374
840310 BOILERS	2434	22559	11577	44981
840390 PARTS CENTRAL HEATING BOILERS	281	60002	468	2346
840410 AUXILIARY PLANT FOR BOILER	22331	649710	19346	750714
840420 CONDENSERS STEAM/VAP POW UNIT		852150	427	107657
840490 PARTS MASHINE H-8404.1000	29495	955916	506775	2943260
840510 PRODUCER WATER GAS GENERATORS	4987	48703	197415	365052
840590 PART PROD GAS WATER GENERATOR	2347	19494	5187	23072
840610 TURBINES FOR MARINE PROPULSION				72121
840681 OTH TURBINE OUTPUT EXCEED 40MW	1335113	6326690		2015102
840682 O-TURBINE OUTPUT NOT EXCD 40MW	65596	1980710	409862	10989262
840690 PARTS OF STEAM TURBINES	213763	1023296	964104	9936065
840710 AIRCRAFT ENGINES		538657	272091	1303681
840721 OUTBOARD MOTORS	30018	326294	61496	291434
840729 OT MARINE SPARK-IGN-ROTRY ENG.	360	1253	397	555
840731 RECIPROCA P-ENG-50CC VEH-8711	2229	24772	2159	14135
840732 RECIPRO PE 50-250CC VEH-H-8711	35790	413000	92477	388026
840733 RPE ENG-250-1000 CCH-8703,8704	2949	34567	3332	21117
840734 PISTON ENG CAPACITY EX1000CC	29733	243193	22222	192522
840790 GAS ENGINES	94110	502418	59815	353474
840810 MARINE PROPULSION ENG-DIESEL	1997	5621		59319
840820 DIESEL ENG,AGRI-TRACTOR H-8701	88401	595071	84621	409273
840890 OTH ENGINES	517263	1741629	84463	346683
840910 PARTS FOR AIRCRAFT ENGINES		48404	535	325144
840991 CYLIND,BLOCK. ENG- VEH-H-8711	887623	6920080	801897	5074384
840999 OTH RING&PISTON FOR VEH CH-87	537345	4740282	888175	4337742
841011 HYD,TURBINE,WATER WHEE-1000KW	17236	49183		13387
841012 HYD,TURBN W/WHEEL1000-10000KW	22236	414830		
841013 HYD TURBINE, W/WHEEL>10,000KW		11867	18562	696745
841090 PARTS FOR MACH HEAD-8410.1100	34277	1484322	373985	3795337
841112 TURBO-JET THRUST EXCEED25KN	38542	107242	13402	13402
841121 TURBO-PROPLER NOT EX 1100KW		2666		
841122 TURBO-PROPLER EXCEED 1100KW				1950952
841181 OTH GAS TRBIN NOT EXCD 5,000KW	2317	2317		22928
841182 OTH GAS TURBIN EXCE-5,000KW		544331	1977632	32065573

Contd.

## 10.11 Imports by Economic Categories (Detail)

(In Thousand Rupees)

Items	December, 2017	From July, 2017	December, 2016	From July, 2016
841191 PARTS TURBO-JET /PROPELLERS		485		
841199 OTH, PARTS OF GAS TURBINES	321605	15225893	571526	6576050
841210 REACTION ENG OTH THAN TURB-JET	6	6		1083
841221 LINEAR ACTING, HYD ENGINE & MOTOR	5783	45527	4218	50279
841229 OTH, HYDRAULIC POWER ENG & MOTOR	28307	176548	21847	119897
841231 LINERA ACTING, PNEUMATIC P-ENG	6857	31987	3398	29795
841239 OTH, PNEUMATIC ENG & MOTOR	9003	58200	8788	41463
841280 WIND ENGINE (WIND MILLS).		8105	25	3334
841290 PART MAC H-8412.3900, 8412.8010	4644	132262	9084	64396
841311 PUMPS FOR DISPENSING FUEL/LUB	45957	733472	34485	315027
841319 PUMPS FOR DISPENSING CHEMICALS	16804	669668	20827	296843
841320 HAND PUMP O/THN H-841311, 19	972	14174	512	5193
841330 DIESEL FUEL INJET PUMS VEH-87	281008	1827145	324638	1887332
841340 CONCRETE PUMPS	96825	190650	15193	110217
841350 OTH POSITIVE DISPLACEMENT PUMP	8098	810742	88225	1145045
841361 OTH ROTRY POS DISP GEARED PUMP	27182	161877	19967	452207
841370 SUBMERSIBLE PUMPS	606328	3376804	969177	5424864
841381 OTH PUMPS	30852	1251954	195125	747794
841382 LIQUID ELEVATORS	504	2299	11083	14309
841391 ST. STEEL IMPELLERS OF PUMPS	365769	2144525	240576	1061758
841392 PARTS OF LIQUID ELEVATORS PUMP		13633		8650
841410 VACUUM PUMS	32300	207147	30824	147675
841420 HAND/FOOT OPERATED AIR PUMS	6576	50185	10996	54344
841430 COMPRESSOR NON CFC/HCFC GASES	965523	6430970	1422203	5135340
841440 AIR COMPRESSORS MOUNTED W/CHAS	42972	299442	37971	384620
841451 CEILING FAN	62714	652745	98375	1332125
841459 BLOWERS INCL PORTABLE TYPE	150679	981668	97271	591208
841460 HOODS MAX-HORIZONTAL SIDE 120CM	39254	189834	20012	113744
841480 PISTON TYPE AIR COMPRESSORS	307007	4426673	553755	4478351
841490 PART MACH H-84141000, 8414.3010	321902	2033606	382643	1359215
841510 WINDOW/WALL TYPE AC/SPLIT SYS	280626	1617074	281579	1805803
841520 AC MACH FOR MOTOR-CARS H-8703	208	14040	2767	23781
841581 O-AC INCOR REFRI UNIT VALVE-RE	10581	19638	40693	302467
841582 O- AC INCOR REFRIGIRATING UNT	71728	1156254	198136	398717
841583 O-AC NOT INCROPO REFRIG UNIT	106029	508737	15776	156232
841590 EVAPORATOR COATED/ENAM VEH-87	454736	2672113	777225	2316080
841610 FURNACE BURNERS LIQUID FUEL	1670	6613	27	15363
841620 OTH FURNAC BURNER INCL COMBINT	5617	137658	19386	63771
841630 MECHANICAL STOKERS GRATES ETC	26822	385051	201884	478215
841690 PART OF BURNRS & FURNACES	11915	73806	4807	135250
841710 KILINS (FURNACE OVEN)	107580	2825227	261022	1955152
841720 BAKERY OVENS INCL BISCUIT OVEN	48218	243465	85840	223031
841780 OTHER FURNANCE AND OVENS INDUS		541886	683072	988311
841790 PART OF INDUSTRIAL LAB FURNACE	17419	200408	208112	295174
841810 COMBINED REFRIG-FREEZE W-DOORS	43834	291450	23894	176683
841821 REFRIGES H-HOLD COMPRESS TYPE	74284	348563	32908	260442
841829 OTH REFRIGERATOR HOUSHOLD TYP	5358	229719	37935	88687
841830 FREEZERS CHEST TYPE-800 I CAPA	9291	56325	15	33281
841840 FREEZERS UPRIGHT TYP-900 ICAPA	23335	94951	2825	24726
841850 O-FURNI-STORAGE, DISPLY FRZ EQU	4558	106101	52741	114179
841861 HEAT PUMPS O/T AC MACH-H-8415	30236	123975	588	3800
841869 MILK CHILER ABOVE 3000 LTR CAP	509434	1999827	189091	1529849
841891 FURNITURE REFRIG FREEZING EQPT	232	11935	38	6658
841899 EVAPORATORS (ROLL BOND TYPE)	296571	2052183	360597	1624382
841911 INST GAS WATER HEATERS NON-ELE	44172	563437	29840	357116
841919 O-INST STRAGE WATER HETER N-EL	2101	89360	35601	62254
841920 MEDICAL SURGICAL LAB STERILISE	101065	233024	46740	247112
841931 DRYERS AGRICULTUL PRODUCTS		19261	11636	11716
841932 DRYERS WOOD PAPER PULP P/BOARD	1343	72804	934	30243
841939 OTHER DRYERS	77937	673987	32263	693702
841940 DISTILLING RECTIFYING PLANT	1401	51778	3043	146397

Contd.

## 10.11 Imports by Economic Categories (Detail)

(In Thousand Rupees)

Items	December, 2017	From July, 2017	December, 2016	From July, 2016
841950 HEAT EXCHANGE UNITS	212610	8380818	145445	1290191
841960 MIST ELIMINATOR	6818	294299	5539	394665
841981 O-MACH FOR MAKING H-DRINK/FOOD	60193	364889	113268	302650
841989 COOLING TOWERS	461983	4688291	3881962	7855077
841990 PART DRYERS,AGRI,AIR GAS MACH	80225	674416	1348358	3832692
842010 CALENDERING OTH ROLL MACHINES	1644	97748	1036	97747
842091 CYLINDER(FOR CALENDERING MACH)	180	9973	2078	5894
842099 OTH PART OF CALENDER MACHINE	6655	52769	3359	41240
842111 CREAM SEPARATORS		703	3199	4358
842112 CLOTHES-DRYERS	32892	99241	1710	8288
842119 OTH CENTRIFUGES INCLUDING DRYR	125197	1450797	122294	1800439
842121 FILTERING PURIFY MACH&APARATUS	912341	2963809	1164240	4944939
842122 FILTERING MACH FOR BEVERAGES	3743	26792	19083	37579
842123 OIL FILTER M-VEH H-8703,4,8711	46338	331176	47814	259662
842129 OTH FILTER MACHS APPARATUS NES	201313	1486427	130885	1178593
842131 INTAKE AIR FILTER CARS H-8703	72371	444830	71706	483881
842139 FILTER DRIER NON CFC REFRI GAS	299071	2036679	616423	3376606
842191 PART MACH H-842111&84211900	247640	934033	57656	411941
842199 PAR MA H-8412.3910,,3920,,3930	959718	3158440	126066	2261149
842211 DISH WASHING MACHINE HOUSEHOLD	6066	21042	3178	9438
842219 OTHER DISH WASHING MACHINE	903	6035	1286	3140
842220 MACH CLEANING/DRYING BOTTLE	18797	52836	3821	165955
842230 MACH FILLING/CLOSING BOTTLES	646129	3102614	685440	2943459
842240 OTH PACKING WRAPPING MACHINE	420212	2356035	202798	1601278
842290 PARTS DISH WASHING MACHINE	249058	1027300	196125	757680
842310 PERSONAL WEIGHING MACHINES	12638	63432	57742	103093
842320 SCALES FOR CONT WEIGHING GOODS	1923	42901	290	13200
842330 CONSTANT WEIGHT SCALES/HOPER	2579	23707		18467
842381 OTH WEIGHT MACHINERY-30KG	41373	98151	10777	63611
842382 OTH WEIGHT MACH CAP-30-5000KG	196890	495388	67641	214078
842389 OTH WEIGHING MACHINERY	38534	66162	19347	129515
842390 WEIGHT MACH WTS ALL KINDS&PART	17840	100646	20266	113154
842410 FIRE EXTINGUISHERS W/N CHARGED	33707	473829	137116	795318
842420 SPRAY GUNS& APPLI AGRICULTURE	190224	609365	16751	293463
842430 STEAM,SAND BLAST,JET PROJ MACH	23866	87650	2200	29423
842441 AGRI PORTABLE SPRAYERS		290		
842449 OTH AGRI/HORTI SPRAYERS	769	3286		
842482 OTH AGRI. & HORTI APPLIANCES	53105	245957	36437	173279
842489 OTH APPL PROJ/DISPERS/SPRY LQD	282918	1509218	62387	626034
842490 PART MAC H-8424.2010,3000,8100	41150	206246	29660	395886
842511 PULLEY/HOISTS ELECT POWERED	43284	199360	34937	225461
842519 O-PULLY/HOISTS/WINCH/CAPSTANS	24978	122708	21985	344887
842531 WINCH CAPSTAN POWER E/MOT	14226	53176	5738	32059
842539 WINCHES CAPSTAN	4132	127161	26039	89566
842541 BUILT IN JACKING SYSTEM GARAGS	2632	17994	4506	23726
842542 OTH JACKS AND HOISTS HYDRAULIC	42933	367298	49603	369327
842549 OTH MECHANICAL HANDING EQUIPMT	872	11873	375	10600
842611 OVERHEAD-TRAVELING-FS-C-400MT	150024	555067	40365	427436
842612 MOBILE LIFT FRAM ON TYRE-20 T	16994	681886		42713
842619 CRANES LIFTING CAP UPTO 400 MT	6857	1648163	193283	551262
842620 TOWER CRANES	73062	489503	132328	329347
842630 PORTAL OR PEDESTAL JIB CRANES	100	256		27769
842641 O-MACHINERY SELF PROP ON TYRES	154227	475256	59253	181346
842649 OTH MACHINERY SELF PROPELLED	108066	1511324	270636	1587104
842691 O-MACH DESIGED MOUNT ROAD VEH	8592	24909	9262	13269
842699 OTH MACHINERY NOTSELF PROPELED		3951		69
842710 SELF PROPELL TRUCK WITH EL MOT	42168	331418	74527	276372
842720 FORK LIFT TRUCK CAPAC-NOT>3-T	138028	1182001	129995	907479
842790 OTH WORK TRUCK LIFT/HAND EQUIP	57522	216076	14418	93941
842810 PANSENGER LIFT	247421	1600177	125761	887122
842820 PNEUMATIC ELEVATORS&CONVEYORS	75863	181034	5256	62531

Contd.

## 10.11 Imports by Economic Categories (Detail)

(In Thousand Rupees)

Items	December, 2017	From July, 2017	December, 2016	From July, 2016
842831 ELEVATOR SPE DESI UN-GROND USE			2464	2464
842832 OTH ELEVATOR/CONVEYOR BUKT TYP	6741	118706	9114	32496
842833 OTH ELEVATOR/CONVEYOR BLT TYPE	135448	395952	516022	5083030
842839 ELEVAT/CONVEYORS-CEMENT PLANT	490545	1834994	272720	4135297
842840 ESCALATORS & MOVING WALKWAYS	417899	2123976	21564	240276
842860 TELEFERICS CHAIR-LIFT,F/FURNIC	1478	9277	3451	7504
842890 HYDRAULIC LIFT ASS AGR-TRACTOR	311629	1258406	313553	2917648
842911 TRACK LAYING BULDOZER/ANGLDOZR	22388	434149	27662	609899
842919 0-BULDOZR/ANGLEDRO/TRACK LAYIN	27057	623032	113696	965707
842920 GRADERS AND LEVELLERS	55690	524626	416002	1688491
842930 SCRAPERS		248		132
842940 TAMPING MACHINE & ROAD ROLLERS	244177	1958257	692555	2746331
842951 FRONT-END SHOVEL LOADERS	267212	1891847	375058	2706332
842952 MACHINERY 360 REVOLVG S/STRUTE	2060	126518	186979	486525
842959 OTH MECHANICAL SHOVALS EXCAVOR	995745	7274315	1015003	10837792
843010 PILE-DRIVERS /EXTRACTORS	5889	34384	4382	38169
843020 SNOW-PLOUGHS AND BLOWERS		4779		
843031 SELF-PROP COAL ROCK CUTTER	1896	44460	54701	145120
843039 OTH SELFPROP COAL/ ROCK CUTTER	4303	13250		28891
843041 OTH BORS SINK MACH SELF-PROPEL	9987	176390	223787	571445
843049 OTH BOR/SINK MACH NOT SELFPROP	165643	2332482	87150	2167586
843050 OTH MACHINERY SELFPROPELLED		30348		30483
843061 TAMP COMPACT MACH NOT SELFPROP	3994	42321	33335	56040
843069 OTH MACHINERY NOTSELF-PROPELED	8090	68140	5048	67691
843110 PARTS MACHINERY HEADING 84.25	62404	173418	4084	29544
843120 PARTS MACHINERY HEADING 84.27	7579	62145	13826	71130
843131 PARTS OF LIFT SKIPHOIST&ESCALT	29039	187027	15538	351206
843139 OTH PARTSLIFT/HANDLE/LOAD MACH	364038	1000754	32779	418118
843141 BUCKETS SHOVELS GRABS & GRIPS	15809	54633	4914	33837
843142 BULDOZER OR ANGLEDOZER BLADES		1789		6356
843143 PARTS BOR/SINK MACHINERY	119288	1661577	241930	1523570
843149 PART MACH HEAD 84.26.84.29-30	383928	2365110	237087	1251150
843210 CHISEL PLOUGHS	545	1907		254
843221 DISC HARROWS		9043	1067	15012
843229 CULTIVATORS	40	9471	235	5388
843231 NO-TILL SEEDER,PLANTER,TRANS	352	3228	147	169
843239 OTH SEEDER,PLANTER, TRANS		3685	121	2761
843241 MANURE SPREADERS	73	1564	384	384
843280 ROTAVATORS	28956	154650	31064	144424
843290 PARTS AGR HERTICULTURAL MACHIN	14533	142069	1595	128356
843311 LAWN MOVER PARKS/SPORTS GROUD	664	2567	65	2948
843319 OTH MOVER LAWN PARKS SPORTGOOD	1257	11170		4349
843320 OTH MOWERS INCLUDING CUTER BAR	1357	22914	54	2098
843330 OTH HAYMAKING MACHINERY	953	6387		1536
843340 STRAW BALER INCL PICK-UP BALER	293	72116	26853	78388
843351 COMBINE HARVESTER-THRESHERS	73974	604623	61112	745569
843352 OTH THRESHING MACHINERY	1678	82150		15691
843353 ROOT/TUBER HARVESTING MACHINES			1136	1753
843359 OTH HARVESTING MACHINES	43335	140222	19488	79982
843360 MACH CLEAN SORT EGG FRUT AGPRO		6572	8088	84788
843390 PARTS MACH CLEAN/SORT EGG ETC	11420	63876	8188	38788
843410 MILKING MACHINES	11441	44486	1874	8740
843420 DAIRY MACHINERY	5481	99740	527	101140
843490 PART MILKING/DAIRY MACHINERY	7201	54727	7103	55268
843510 MACH FOR BEVERAGE MANUFACT		6714	196	20312
843590 PART OF JUICE EXTRACTING MACHI	1326	1770		10256
843610 MACHRY PREP ANIMAL FEED STUFS	21434	234621	19510	329666
843621 POULTRY INCUBATORS & BROODERS	128719	162222	3127	97258
843629 OTH POULTRY KEEPING MACHINERY	114195	934886	80854	456593
843680 OTH MACHINERY	527	1814	304	61181
843691 PARTS POULTRY KEEP MACH BRODER	2251	21649	4730	63236

Contd.

## 10.11 Imports by Economic Categories (Detail)

(In Thousand Rupees)

Items	December, 2017	From July, 2017	December, 2016	From July, 2016	
843699	OTH PARTS AGRI/HORT MACHINERY	16282	126105	16691	85403
843710	MACH CLEAN SORT GRAD GRAIN/VEG	97498	412682	138159	731853
843780	OTH MACH FOR CEREALS	140958	548939	33302	567227
843790	PARTS MACHINE USE MILLINDUSTRY	64614	285252	56526	233297
843810	BAKERY MACH MFG MACARONI SPGTI	24302	2628080	127407	1222864
843820	MACH MANU CONFECTIONERY COCA	99501	538336	46141	405629
843830	CRSUHERS FOR SUGARCANE	896	8975	8	9056
843840	BREWERY MACHINERY		275		
843850	MACH PREPARATION MEAT/POULTRY	21629	101421	6581	167085
843860	MACH PREP OF FRUITS/NUTS/VEG.	2964	108219	892	30065
843880	OTH MACH FOR CEREAL FOOD MANF	376186	632029	142211	316175
843890	PARTS MACH H-84383000&84384000	44868	385471	76896	220378
843910	MACHINERY M/PULP FIBROUS MATA		31847	878	14468
843920	MACHINERY MAKE PAPER P/BOARD	1871	115735	20166	64020
843930	MACHINERY FINISH PAPER P/BOARD	1555	90751	12256	31601
843991	PARTS MACHIN PULP FIBROSMATERL	3477	29412	406	12885
843999	OTH PARTS MACHIN PAPER P/BOAD	31140	248175	34851	172394
844010	BOOK-BIND&BOOK-SEWING MACHIN	8719	118465	2419	13094
844090	PARTS BOOK BINDING MACHINERY		77		1159
844110	CUTTING MACHINES	69958	359052	65770	638913
844120	MACH MAKE BAGS SACKS/ENVELOP	619	714625	1166	7352
844130	MACHI MAKE CARTONS BOX TUBE	24067	112870	12836	121053
844140	MACH MOULDING ARTI PAPER PULP	16320	109744	1709	59579
844180	OTH MACH FOR MAKING P&P/BOARD	45394	174495	17530	65075
844190	PART MAC H-8441.1000,8441.4000	10257	100523	14601	82775
844230	PRINTING MACH, APATUS&EQUIPMEN	521	68660	6267	58028
844240	PARTS OF THE FOREGOING MACH	2026	8005	421	11897
844250	PLATE ,CYLINDER/PRINT COMPONE	10924	83490	20956	77174
844311	OFF SET PRINT MACHIN REELFED	9334	123356	10093	68385
844312	SHEET FED,OFFICE TYPE S-22&36	16123	46908	4972	38732
844313	OTH OFFSET PRINTING MACHINERY	104837	829394	38247	366688
844314	LETTERPRESS PRI-MACH REEL FED	162	23628	993	10281
844316	FLEXOGRAPHIC PRINTING MACHIN	281687	400739	143827	457400
844317	GRAVURE PRINTING MACHINERY	28498	197385	5403	191635
844319	HOT STAMPING MACHINES	125521	1817513	134815	1529345
844331	FAXPRINTERS &COPIERS COMBINED	44323	284896	26261	237122
844332	DOT MATRIX PRINTER FOR DP MACH	151819	1035133	168834	874213
844339	PHOTOCOPYING APPA FOR DP MACH	116979	594540	74202	574340
844391	PART P-MACH PRINT BY PLATE/CYL	15990	136892	25005	165085
844399	AUTOMATIC DOC FEEDER OF COPIER	121138	624431	92807	517129
844400	MAC EXTRUD CUT M-MADE TEX-MATE		138631	23508	77765
844511	CARDING MACHINES	39357	1074188	185239	1474106
844512	COMBING MACHINES	179563	635695	62601	142497
844513	DRAWING /ROVING MACHINES	155972	1261378	198272	789284
844519	OTH BLOW ROOM MACHINERY	66336	697941	122423	626614
844520	TEXTING SPINNING MACHINES	401543	4369824	249658	3542031
844530	TEXTILE DOUBLING OR TWIST MACH	67557	201660	28153	169395
844540	WEFT WINDING MACHINE	310281	2171998	409667	1598744
844590	OTH MACH, TEXTILE FIBRE	285816	2095109	169996	1408313
844610	WEAVING MACH FAB WD-NOT>30CM	1664	6035		6598
844621	POWER LOOM WEAV FAB EXCED 30CM		19930		
844629	OTH WEAVING MACHINES(LOOMS)	209156	701900	296219	998828
844630	WEAV MACH FAB >30CM SHUTLES	318470	3044179	1864921	5489000
844711	CIRCULAR KNIT MACH DIA-165MM	176257	430207	145514	331249
844712	CIRCULAR KNIT MACH DIA>165MM	135852	412485	45540	226972
844720	FLAT KNIT MACH STITCH-BONDING	27315	140707	54540	156374
844790	MULTI HEAD EMBROIDERY MACHINES	728167	3282190	318549	1936407
844811	DOBBIES JACQUARD COPY ETC MACH	24860	130352	2668	201201
844819	OTH AUXILARY MACHIN HD84.44-47	107807	912227	288986	920570
844820	PARTS&ACCESSORIES MACH H-84.44	8940	58380	11936	63099
844831	TOPS & FLATS CARD CLOTHING	102115	616648	94112	535761

Contd.

## 10.11 Imports by Economic Categories (Detail)

(In Thousand Rupees)

Items	December, 2017	From July, 2017	December, 2016	From July, 2016
844832 PART ACESORY MACH TEXT FIBRE	6012	40940	1900	32914
844833 SPINDLE FLYER RING TRAVLLERS	102705	619010	124374	561424
844839 OTH PARTS&ACCESSORIES 84.45	176415	952677	142712	842622
844842 REEDS FOR LOOMS	29163	151381	22210	130797
844849 SHUTTLES	58853	373231	44128	325457
844851 SINKERS NEEDLES & OTH ARTICLES	96047	288772	37019	203140
844859 PART ACCESSORY MACH HEAD 84.47	53577	223505	32960	193037
844900 MACH MFG FINISH NON WOVENS	7186	66111	8747	84750
845011 WASHING MACH FUL-AUTO NOT>10KG	166813	669226	59854	403011
845012 O-MACH BUILT-CENTRIFUGAL DRIER	1181	102244	22656	68899
845019 O-MACH DRY LINE CAPA -NOT>10KG	18594	77937	9021	31736
845020 MACHINE DRY LINE CAP EXCE10KG		66947	136	19743
845090 PARTS FOR H/HOLD WASH MACHINE	19317	128684	9512	97007
845110 DRY-CLEANING MACHINES	1326	9493	583	148665
845129 OTH DRYING MACHINES	250063	682229	29483	258909
845130 IRONING MACHINES & PRESSES	16572	107007	9537	64358
845140 WASHING MACHINE	123952	1223087	252234	1007991
845150 REELING UNREEL FOLDING ETC MAC	35483	249776	29059	147615
845180 COATING/ LAMINATING MACH	334584	3093657	412278	2367530
845190 PARTS FOR DRY CLEAN/DYING MACH	42899	257742	22546	188064
845210 SWING MACH H-HOLD CKD/SKD COND	26040	103172	16318	89695
845221 AUTOMATIC UNITS SEWING MACHINE	26500	174658	47522	108604
845229 OTH SWING MACHINES	244679	1544352	270452	1402595
845230 SEWING MACHINE NEEDLES	21878	88957	14583	64411
845290 FURNITURE,BASES COVER SEWI MAC	33472	186220	21549	144696
845310 MACH PREP,TANN HIDE,SKIN LEAT	29943	295843	43396	154259
845320 MACH MAKING/REPARING FOOTWEAR	37026	234804	30579	138020
845380 OTH MACH REPAR H-SKINS/LEATHER	18631	23440	1536	6083
845390 PARTS OF MACH TANNING,FOOTWEAR	12541	67904	15559	55997
845410 CONVERTERS	248	10414	1403	3112
845420 INGOT MOULDS & LADLES	1861	13654	1975	3244
845430 CASTING MACHINES	92373	431906	45552	305157
845490 PARTS OF CONVERTERS LADLES ETC	10870	101454	5130	76003
845510 TUBE MILLS		102345	2187	18807
845521 HOT/COMBIN HOT&COLD ROLING MIL	22526	239719	352238	945663
845522 COLD, ROLLING MILLS	53229	101143	7464	36230
845530 CAST IRON ROLE DIA NOT>91.44CM	29156	228518	24819	186071
845590 OTH PARTS METAL ROLLING MILLS	12022	85631	29081	153819
845611 MACH OPERATED BY LASER	8443	55662	16839	211786
845612 MACH OPERATED BY PHOTON BEAM	575	36645		
845620 MACH FOR DRY-ETCHING PATTERNS		22255	404	3094
845630 MA-TOOL OPER ELECTRO DISCHARGE	2379	19796	23016	54358
845690 O-MAC TOOL FOR REMOVAL OF MAT	4309	23119	1863	31735
845710 MACHING CENTRE FOR WORK METAL	42027	178527	22349	168353
845720 UNIT CONSTRUCTION MACH(SINGLE)		10246		
845730 MULTI-STATION TRANSFER MACH		23337		13732
845811 HORIZONT LATH NUMERICL CONTROL	16138	114673	17158	223269
845819 OTHER, HORIZONTAL LATHES	32398	176068	35200	126025
845891 OTH LATHES NUMERICALLY CONTROL	34703	112129		194902
845899 OTH LATHES FOR REMOVING METALS	76650	404378	15598	76995
845910 WAY TYPE UNIT HEAD MACHINES	2822	16649	1167	4655
845921 OTH DRILL MACH NUMERICAL CONT	1246	1947		3637
845929 DRIL MACH CAP62MM IRON50MM STL	36012	166902	16036	105936
845931 OTH BOR/DRIL MACH NUMERI CONTR		7445	400	20854
845939 VERTCAL BOR,MILING MACH CP25MM	25366	86124	117	25399
845941 OTH BROING MACH NUMERCAL CONT		11154	3179	19729
845949 OTHER BORING MACHINES	2548	135573	1049	131691
845951 MILLING MACH KNEE TYPE N.CONTR	377	8933		4364
845959 MILL MACH W TRAVERSER =<300MM	3263	33497	6634	36367
845961 OTH MILLING MACH NUMERCAL CONT	617	3948		7403
845969 VERTICAL TURRET MILLING MACHIN	13118	98618	9792	90119

Contd.

## 10.11 Imports by Economic Categories (Detail)

(In Thousand Rupees)

Items	December, 2017	From July, 2017	December, 2016	From July, 2016	
845970	OTH THREAD/TAPPING MACH N.CONTR	4727	13087	1950	18845
846012	F.SURFACE GRIND MACH NUM CONTR			1268	6245
846019	OTH F.SURF GRIND MAC AXIS0.01M	3992	41009	1987	30400
846024	OTH GRIND MACH NUMERICAL CONTR				41579
846029	OTH GRIND MACH AXIS 0.01MM	2529	20978	157	8443
846039	OTH SHARPENING MACH-TOOL	15202	20957	2179	3335
846040	HONING OR LAPPING MACHINES		40765		10881
846090	BENCH TYPE GRINDING MACHINE	181023	300899	13969	86420
846120	SHAPING MACH STROKE UPTO 45 CM	1808	18171	1430	81606
846130	BROACHING MACHINES	289	1744	1556	20054
846140	GEAR CUTTING,GRIND/FINISH MACH	12890	70549	1152	21987
846150	HACKSAW MACH D17.5CM,BLADE45CM	30469	151921	30950	133558
846190	OTH MACH TOOL FOR METAL WORK	7258	44540	7168	44710
846210	FORGING/DIESTAMPING MAC N-CONT	12762	60128	3494	25500
846221	BEND,FOLD,ETC MACH NUM CONTROL	3918	36698	9690	48902
846229	OTH BENDING,FOLDING MACH	22243	205719	41177	171308
846231	SHEARING MACH NUMERICAL CONTRO	2680	6108	3174	12191
846239	OTH SHEARING MACH	21142	55400	10291	70565
846241	PUNCH/NOTCH MACH NUM CONTROLLED	14	11196	21	15232
846249	OTH PUNCHING/NOTCHING MACH	29495	212490	4244	75480
846291	HYD PRESS PRESUR < 60.963 MT	16552	135379	60902	145638
846299	OTH PRESSES FOR WORK METAL	141793	348174	3139	254945
846310	DRAW-BENCH FOR BARS,TUBES WIRE	15495	82770		50753
846320	THREAD ROLLING MACHINES	8096	28521	1755	17894
846330	MACHINES FOR WORKING WIRE	17610	82365	1995	26576
846390	OTH MACH TOOL WORKING METALS	10593	144741	5263	60718
846410	SAWING MACHINES	41663	72595	9130	12377
846420	GRINDING MACHINES	15975	127715	2909	38831
846490	OTH MACH TOOL WORK STONE/CER/C	223926	516982	9515	41355
846510	MACHINE FOR MECHANIC OPERATION		18		6854
846591	HACKSAW MACH W BLADE< 54.7CM	3455	16014	1338	16609
846592	PLANING,MILLING, MOULD MACH	834	9379	141	12869
846593	GRINDING SANDING POLISHING MAC		40843	2499	18126
846594	BENDING OR ASSEMBLING MACHINES	875	10594	259	84300
846595	DRILLING OR MORTICING MACHINES	1136	24931	477	783
846596	SPLITTING SLICING PARING MACH	49	49	4894	16742
846599	OTH MACH TOOL FOR WOOD CORKETC	19566	106808	8494	78276
846610	TOOL HOLDER SELF OPEN DIEHEAD	4086	28828	4045	35707
846620	WORK HOLDERS	1551	50635	1111	12554
846630	DIVIDING HEAD & ATTACH M-TOOL	197	1688	44	10502
846691	OTH PART FOR MA-TOOL H.84.64	357	2575	921	15007
846692	OTH PART FOR MA-TOOL H.84.65	13258	39019	3101	33665
846693	PART MAC H-8458,8459,8460,8461	27204	184738	20775	121119
846694	PAR H-8462.1090,.9110,84659110	15920	94444	8179	80668
846711	PNEUMATIC ROTARY TYPE TOOLS	18604	23574	179	8798
846719	OTH PNEUMATIC TOOLS FOR WORK	7112	59036	3263	31017
846721	DRILL W ELEC MOTOR OF ALL KIND	19565	167382	18621	112757
846722	SAWS SELF CONTAINED ELE-MOTOR	3451	21329	2364	15359
846729	OTH TOOL WITH ELECTRIC MOTOR	47658	372796	66802	297703
846781	CHAIN SAWS	5428	25415	5473	24304
846789	OTH TOOL WORKING IN HAND	7415	63503	10613	56436
846791	PARTS OF CHAIN SAWS	3091	14421	2551	9128
846792	PARTS OF PNEUMATIC TOOLS	2278	28252	2224	16303
846799	OTH PART TOOL WOR IN THE HAND	17854	124282	4326	79331
846810	HAND HELD BLOW PIPES	29	126	497	847
846820	OTH GAS-OPERATED MACH APPARATU	334	16329	1281	5358
846880	OTH MACH FOR SOLDER,BRAZING	3873	26663	7658	36053
846890	PARTS FOR SOLDERING,BRAZIN MAC	4784	40876	4568	26875
847010	ELEC CALCULATOR,DATA REC MAC	31284	120490	21577	90044
847021	CALC. MACH W PRINT DEVICE	72	310		
847029	OTH ELECTRO CALCULATING MACHIN	399	424		639

Contd.



## 10.11 Imports by Economic Categories (Detail)

(In Thousand Rupees)

Items	December, 2017	From July, 2017	December, 2016	From July, 2016
847030 OTHER CALCULATING MACHINES		262	386	386
847050 CASH REGISTERS	30181	134120	19799	60458
847090 OTH POSTAGE, TICKET ISSUE MACH	5655	16717	825	101996
847130 LAPTOP COMPUTERS, NOTEBOOKS	1926651	11304534	2028041	14254581
847141 MICRO COMPUTERS	5703	190728	216938	664126
847149 OTH DIP MACH IN FORM OF SYSTEM	482916	1994949	26816	1819685
847150 PROCESSI UNIT O/T, H-8471.41, 49	500425	2436798	310924	2076456
847160 KEY BOARDS	533643	919110	172913	884758
847170 FLOPPY DISK DRIVE	165942	959669	78464	600337
847180 C.D.ROM WRITER	5453	54803	5615	52268
847190 CONTROL UNITS	78849	290492	21721	250544
847210 DUPLICATING MACHINES	658	1039		3114
847230 SORTING/FOLDING/AFFIXING MACH		1689		11900
847290 AUTOMATED TELLER MACHINES(ATM)	738347	2158520	631917	2219162
847321 PART CALC MACH H-8470.10.21.29		55		
847329 OTH PARTS OF MACH H-84.70	371	4039	737	9886
847330 CASING COMPUTER W POWER SUPPLY	202575	1053323	96553	551018
847340 PARTS/ACCESS MACHINE HEAD84.72	26060	139031	11528	98300
847350 PARTS/ACCESS MAC HD84.69-84.72	1160	3486	1328	9143
847410 SORT/SCR/SEP/WASH CEMENT IND	84394	803279	291753	633029
847420 CRUSH/GRIND MACH, CEMENT INDUS	609315	2173097	279063	2452921
847431 CONC/MORT MIXER FOR CEMENT IND	64113	1281324	109946	1303636
847432 MACH FOR MIX MINE&BITME>150T/H	10655	1390362	7643	125939
847439 OTH MACH MIX MINERAL W-BITUMEN	219559	548579	121469	1705186
847480 HYD PRESS F CERAMIC IND>80 TON	2293582	7666876	557196	3536447
847490 PARTS CRASH/ MIX/HYD PRES MACH	425427	1966532	163128	1421253
847510 MACH FOR MAKING ELEC LAMP/TUBE		45024	248	387
847521 MACH FOR MAKING OPTICAL FIBRE	16	3161		1922
847529 OTH GLASS WORKING MACHINES	214082	736145	18712	381083
847590 PARTS OF MACHINES H-NO.84.75	54489	136996	28756	70126
847621 BEVERAGE/VENDING MA W REFRIG	1659	12783		444
847629 OTH, AUTOMA BEVERG-VENDING MACH	1831	27087	341	6601
847681 OTH MACH HEATING/REFRIG, DEVICE	8612	38426	7120	7376
847689 OTH MACH INCL MONEY CHANG MACH	601	2721		623
847690 PARTS OF MACH HEADING 84.76	676	8256	36	594
847710 INJECTION-MOULDING MACHINES	472708	2936534	355562	1915106
847720 EXTRUDERS	167120	1139510	57228	515622
847730 BLOW MOULDING MACH CAP>0.22LT	28306	485192	65929	529164
847740 VAC MOLD/THERFORM MACH=0.228LT	24057	133703	15984	226480
847751 MACH MOULD PNEUMATIC TYRE, TUBE		1711	327	304861
847759 OTH MACH FOR MOLDING/FORMING	9992	37000	117	17618
847780 OTH MACH FOR WORKING RUB/PLAST	323592	2131873	110273	1954796
847790 PARTS OF MACH, WORKING RUB/PLAS	96144	535756	50804	412085
847810 MACH FOR REPAIRING TOBACCO	38960	386963	36010	42321
847890 PARTS OF MACHINES OF H-84.78	18523	171451	23474	136178
847910 ASPHALT PAVERS	95001	1486202	89085	360125
847920 MACH FOR EXTRACT/PREP FATS/OIL		627178	22904	78486
847930 PRESS PARTICAL/FIBRE BOARD ETC	77472	203067	26846	105148
847940 ROPE OR CABLE MAKING MACHINES		273786	15507	113855
847950 INDUSTRIAL ROBOTS(N.E.S.)	848	15702	224	7065
847960 EVAPORATIVE AIR COOLERS	524537	679461	24960	442998
847971 PASSE BOARD BRIDGE. AIRPORT USE		241171	384	3296359
847979 OTH PASSENGER BOARDING BRIDGES	46	7818		9780
847981 MA FOR TREATING METAL/FLE WIRE	259213	909939	1376	309477
847982 MATCH MAKING MACHINES	939662	1764294	56688	526564
847989 FASTENING/THREAD SUCKING MACH	1090235	4061300	372848	3001360
847990 PART OF MA H- 8479.20.60.82.84	211344	834219	81404	446726
848010 MOULDING BOXES FOR MET FOUNDRY	4089	70979	6734	12423
848020 MOULD BASES	5717	34554	31374	52389
848030 MOULDING PATTERNS	19	6829	1355	3479
848041 INJECTION OR COMPRESSION TYPES	19645	94635	11199	57573

Contd.

## 10.11 Imports by Economic Categories (Detail)

(In Thousand Rupees)

Items	December, 2017	From July, 2017	December, 2016	From July, 2016
848049 OTH, MOULDS FOR METAL/CARBIDES	48485	206101	41708	254067
848050 MOLULDS FOR GLASS	15796	55376	6975	47182
848060 MOULDS FOR MINERAL MATERIALS.	5296	204046	100156	634987
848071 INJECTION OR COMPRESSION TYPES	72390	475306	65561	854729
848079 OTH MOULDS FOR RUBBER/PLASTICS	195592	1484864	109862	943820
848110 PRESSURE-REDUCING VALVES	100429	529350	210574	1872819
848120 VALVES,OLEOHYD/PNEUMATIC TRANS	36403	129150	13084	75557
848130 CHECK (NONRETURN) VALVES	69495	609831	72248	813038
848140 SAFETY OR RELIEF VALVES	79613	666409	51860	582961
848180 COCK FUEL TANK FOR AGR-TRACTOR	1264193	4988304	784283	7567621
848190 PARTS OF APPLICANCE H-NO.84.81	134354	1508551	167794	741167
848210 BALL BEARINGS.	583461	3418887	430802	2497249
848220 TAPERD ROLLER BEARING INC CONE	100576	573090	64227	365073
848230 SPHERICAL ROLLER BEARINGS	52544	283063	42940	162270
848240 NEEDLE ROLLER BEARINGS	11183	81015	16501	54940
848250 OTH CYCLINRICAL ROLLER BEARING	15475	199990	14071	123601
848280 OTH COMBINED BALL/ROLLER BEAR	59578	317055	54629	334393
848291 BALLS, NEEDLES/ROLLERS PARTS	10167	115533	21157	95705
848299 RINGS FOR BEARINGS	86157	256121	54630	143085
848310 DIFFEREN SHAFT/PART AG-TRACTOR	258500	1710539	337334	1599918
848320 BEARING HOUSING-BALL/ROLR BEAR	32319	100528	10825	53480
848330 PLAIN SHAFT BEARING VEH H-87	154152	1017408	157348	983944
848340 GEAR BOXES/S-CHANG AG-TRACTOR	345687	2943365	255407	2031398
848350 FLYWHEELS M-CARS H-8703,4,11	14692	100758	86481	286970
848360 CLUTCHES	71032	439938	138667	445949
848390 TOOTHED WHEELS ETC AGR-TRACTOR	58807	333026	35877	245950
848410 SPIRAL WOUNDS	110770	621861	104695	502056
848420 MECHANICAL SEALS OF VEH CH-87	70219	448543	152087	389398
848490 OTH GASKET&SIMI JOINT DISSIMIL	44311	506858	83002	511602
848610 MACH FOR MANUF BOULES / WAFERS				10
848620 MAC FOR MANUF S-COND,I-CIRCUIT		4034		118
848640 MACH FOR MANU OF I-CIRCUIT,NES		12164		
848690 PARTS&ACCE OF MACH MANU S-COND		209	336	1099
848710 SHIPS/BOATS,PROPELLERS&BLADES	404	5406		23150
848790 OTH OIL SEALS FOR VEHICL CH-87	34989	267650	52762	221022
850110 ELEC MOTOR OUTPUT NOT>37.5.WAT	154095	513149	76614	518689
850120 UNIVERSAL AC/DC MOTOR >37.5 W	65090	523462	51990	402858
850131 PHOTOVOLTAIC GEN.WIT PHOTOCCEL	25750	270589	14833	80079
850132 PHOTOVOLTAIC GENERATORS	3978	50630	9176	31605
850133 OTH DC MOTO/GEN 0-P-75KW-375KW	7398	21799	4205	44796
850134 OTH DC MOTOR/GEN OUTPUT >375KW	38869	143758	7659	36714
850140 OTH AC MOTOR S/PH O-P NOT>60W	119163	1323323	160426	680329
850151 SUBMERSIBLE MOTOR O-P NOT>750W	98440	313588	50185	220504
850152 AC MOTORS,OUTPUT-750W-75KW	236447	1230377	155100	905374
850153 AC MOTORS OUTPUT-75KW-375KW	93874	1091365	59256	560646
850161 AC GENERATORS OUTPUT NOT>75KVA	35894	260100	34817	280332
850162 AC GENERATORS OUPUT-75-375KVA	23331	156729	26048	114599
850163 AC GENERATOR 0-P-375KVA-750KVA	3739	50181	17857	29095
850164 AC GENERATOR O-PUT 750-1100KVA	1211	354469	15010	388703
850211 EL GENA SET(DIES ENG)NOT>5KVA	137538	1066286	292283	2263558
850212 GENER SET(DIESEL)OP- 75-375KVA	199517	1425802	264283	1647701
850213 GENER SET(DIESEL)-375-1100KVA	750085	2981206	726689	3414302
850220 GENER SET(SP-ING ENG)OP>375KVA	498402	2905318	481086	1347538
850231 GENERATING SETS,WIND POWERED	1494469	28645426	2895815	24374879
850239 OTHER GENERATING SETS	3336550	10351796	7796500	22866911
850240 ELECTRIC ROTARY CONVERTERS.	33	352	3138	4087
850300 PARTS OF MACHINE HEAD 85.01	119205	2074863	164328	8508452
850410 BALLAST FOR DISCHARG LAMP/TUBE	1898	72005	10017	94701
850421 LIQ DI-ELE TRANSFOR-NOT>650KVA	11822	139314	4556	103565
850422 LIQ D-E T/FORMER-650-1000KVA	458150	689293	6348	37072
850423 LIQ DI-ELE T/FORMER >10000KVA	1952197	4419255	1161291	5311706

Contd.

## 10.11 Imports by Economic Categories (Detail)

(In Thousand Rupees)

Items		December, 2017	From July, 2017	December, 2016	From July, 2016
850431	OTH TRANSFORMER-PHC-NOT>1 KVA	67384	552054	55139	544409
850432	OTH TRANSFORMER-PHC-1KVA-16KVA	46914	106775	6718	53116
850433	OTH TRANSFORMER-PHC-16-500KVA	467004	822969	120727	909439
850434	OTH TRANSFORMER-PHC>500 KVA	703814	4192273	1134178	3982301
850440	UPS OF POWER RATING UPTO-15KVA	1435442	8158160	972713	5157905
850450	OTHER INDUCTORS	463801	530730	4249	48247
850490	ON LOAD TAPE CHANGER TRANSFORM	135187	1112173	164830	932349
850511	PERMANENT MAGNET&ARTI OF METAL	13350	76257	6126	45757
850519	OTH PERMANENT MAGNETS&ARTICLES	26314	149563	30945	96159
850520	EL-MAGNET COUPLING,CLUTCH ETC	3660	19448	2827	38438
850590	OTH EL-MAGNET INC/PART HD85.05	3948	103109	9290	41123
850610	MANGANESE DIOXIDE P/CELL&BATT	125197	523345	87030	488374
850630	MERCURIC OXIDE P/CELL&BATTRIES		34	192	193
850640	SILVER OXIDE P/CELL&BATTERIES		14		
850650	LITHIUM PRIMARY CELL&BATTERIES	30876	168410	22442	228284
850660	AIR ZINC PRIMARY CELL&BATTRIES	100	4999	1528	5800
850680	OTHER PRIMARY CELL&BATTERIES	57759	285113	42413	244796
850690	BRASS CAP FOR DRY BATTERY CELL	3354	17417	3709	46819
850710	MEANT M-CARS H-87.03&VEH-4,11	572	79981	3283	12858
850720	LEAD-ACID BATTERY FOR TELE EXCH	566965	3632099	768660	3508050
850730	NICKEL-CADMIUM ACCUMULATORS	23	25404	12196	24072
850740	NICKEL-IRON ACCUMULATORS		62		465
850750	BATTRIES NICKEL-METAL HYDRIDE	1346	10713	1688	6827
850760	BATTRIES LITHIUM-ION	14544	192310	156125	511418
850780	OTHER ACCUMULATORS	31542	150511	33675	177701
850790	PARTS EL-ACCMOLATOR INCL SEPR	15200	186786	45707	149666
850811	VACUUM CLEANER POWER NOT>1500W	2770	50536	15651	71406
850819	OTH VACUUM CLEANERS SELF MOTOR	5608	28944	2973	16607
850860	INDUTRIAL VACUUM CLEANER	3379	13306	2464	15728
850870	PARTS OF VACCUM CLEANERS	528	2932	546	2892
850940	FOOD GRINDERS- DOMESTIC	61445	366214	69259	462080
850980	OTH DOMESTIC APPLIANC	8395	46480	25793	81940
850990	PARTS DOMESTIC APPLIAN	42266	310015	44571	329875
851010	SHAVERS SELF CONTAINED EL-MOTO	5326	57824	26034	72842
851020	HAIR CLIPPERS SELF CON EL-MOTO	42897	74374	7710	49842
851030	HAIR-REMOVING APPLIANCES	37405	58866	3573	15984
851090	PART OF SHAVER/CLIPPER/REMOVER	215	3583	29	15434
851110	SPARKING PLUGS	108563	645846	132143	684059
851120	MAGNETO FOR VEH OF HEAD-8711	10312	59137	12443	75855
851130	IGNITION COILS FOR VEH, H-8711	38611	245648	67248	253276
851140	SARTERS AG-TRACTOR-H-8701.9020	17969	138290	26172	110610
851150	ALTERNATOR ASSEMBLY AG-TRACTOR	2513	49371	2530	27636
851180	HEATER/GLOW PLUGS- AGR-TRACTOR	7195	44781	8501	41045
851190	ALUM CASTED DISTRI CASE M-CARS	101543	620914	108152	599140
851210	LIGHTS SIG EQUIP BICYCLE USED	26	954	72	1460
851220	HEAD LIGHT M-VEH H-8703,8711	163308	1217859	180078	991255
851230	SOUND SIGN EQU VEH H-8703,4,11	20473	139607	26101	124710
851240	WIPER ARM,BLA CAR-H-8703 V-3,4	4070	32950	4190	32416
851310	MINER'S SAFETY LAMPS	207662	844264	280302	904158
851390	PARTS OF MINERS SAFTY LAMPS	162	3721	125	2958
851410	RESISTANCE HEAT FURNANCE/OVEN	3904	58568	1080	15442
851420	FURIOVE BY INDUCTION/DIELE LOS	36960	74744		61318
851430	OTH FURNANCES AND OVENS	3230	723092	36600	135724
851440	OTH IND/DI-EL HEATING EQUIPMNT	102788	120915	5021	43463
851490	PARTS OF INDUS/LAB FURN & OVEN	14318	80201	4922	65871
851511	SOLDERING IRONS AND GUNS	5933	41902	6272	56544
851519	OTH BRAZING/SOLDER IRONS&GUNS	19628	107306	24221	71693
851521	MACHINES,RES WELDING OF METAL	4726	25017	249	46426
851529	OTH MACH RES WELDING OF METAL	7278	95809	44871	144283
851531	MACH ARC WELDING METAL F/AUTO	12740	53320	4811	106407
851539	OTH MACH/APP ARC WELDING METAL	36841	545998	80060	365511

Contd.

## 10.11 Imports by Economic Categories (Detail)

(In Thousand Rupees)

Items		December, 2017	From July, 2017	December, 2016	From July, 2016
851580	OTH MACH/APP HOT SPRAYING METL	10693	87474	25951	73248
851590	PARTS(OF HEADING NO.85.15)	20211	87731	7563	109454
851610	ELE INSTANEOUS/IMERSION HEATER	6843	63868	8929	135537
851621	STORAGE HEATING RADIATORS	1718	16555	4201	13160
851629	OTH ELE SPACE/SOIL HEATNG APPA	34418	165152	26718	194788
851631	HAIR DRYERS	3914	27245	8927	35208
851632	OTHER HAIR DRESSING APPARATUS	2898	33255	6476	33766
851633	HAND DRYING APPARATUS	872	5909	851	2864
851640	ELECTRIC SMOOTHING IRONS	23168	120194	14782	132963
851650	MICROWAVE OVENS	6281	134752	10871	308657
851660	ELECTRIC OVEN	46231	208565	30789	197274
851671	ELECTRIC COFFEE OR TEA MAKERS	6952	39558	12130	39109
851672	ELECTRIC TOASTERS	7147	30410	32724	95846
851679	INSECT KILLER	45155	120278	23399	119205
851680	ELEC HEATING ELEMENT REFRIG	18320	118097	17550	107027
851690	PARTS EL-THERMIC APP H-85.16	135747	847889	162219	520272
851711	LINE TELEPHONE CORDLESS H-SETS	8687	67782	6923	32776
851712	CELLULAR MOBILE PHONE	7944633	40277225	6829215	34515693
851718	VIDEO PHONE FOR CEL/W-LESS NET	14505	85946	22112	84150
851761	BASE STATIONS FOR WIRELESS N-W	99715	2088326	1756529	3641912
851762	VOICE FREQUENCY TELEGRAPHY MACH	7158224	16701437	5083542	14592855
851769	ISDN SYSTEM	946088	4213570	930636	3040986
851770	PARTS OF NETWORKING EQUIP	1119893	4086787	1222426	4426039
851810	MICROPHONE FREQ 300 HZ-3.4 KHZ	7418	48046	7525	28665
851821	SINGLE L/SP MOUNTED IN ENCLOUR	51656	220567	44956	183827
851822	MULIPLE L/SP MOUNTED IN ENCL	19800	110751	17674	87574
851829	L/SP W/OUT HOUS FREQ300-3.4KHZ	74779	521082	73825	306022
851830	HEAD/EAR/MICRO PHONE SPEAK SET	71573	375785	69985	368527
851840	AUDIO FREQUENCY ELEC.AMPLIFIER	4911	34518	6764	63585
851850	ELECTRIC SOUND AMPLIFIER SETS	4618	33859	3565	20123
851890	PARTS & ACCESSORIES HEAD 85.18	15148	73595	6255	75010
851930	TURNTABLES (RECORD-DECKS)		67		27
851950	TELEPHONE ANSWERING MACHINES				24
851981	DUBBING SYSTEM OF FILM STUDIOS		7558		2299
851989	OTH COMPACT DISK PLAYERS	6318	32507	14613	41576
852110	V.C.R	11844	46855	3977	27988
852190	LASER VIDEO DICS PLAYER	19714	103773	28583	98245
852380	DATA/SOUND RECORDED AUTO.DPM	242167	386742	2095640	3585823
852550	RADIO BROADCAST TRANSMITTER	4221	48559	1363	56823
852560	BLUE TOOTH CONN TO DP MACHINE	35163	282070	48273	274979
852580	CLOSE CIRCUIT TV CAMERAS	232352	1259248	124099	708440
852610	RADAR APPARATUS	30704	65105	44	88497
852691	RADIO NAVIGATIONAL AID APPARAT	824	15917	2804	88067
852692	RADIO REMOTE CONTROL APPARATUS	113	1731	2752	5663
852712	POCKETSIZE RADIOCASSETTE PLAYER		43	34	232
852713	OTH APPA COMB W/SOUND REC/PRO	3770	5327	8657	8970
852719	OTH RECORDING/REPRODUCING APPA	2386	16134	991	7512
852721	OTH RADIO BRO-RECEIVER FOR VEH	10221	53727	6292	50816
852729	OTH SOUND REC/REPRO APPA VEH	15369	104025	8538	65888
852791	OTH APPA COMB W/SOUND REC/PRO	54	54	16	110
852792	APP A NOT COMB W-S-RECOR/REPROD		538		
852799	MODEMS FOR SUND RECOD APPA	992	3629	202	674
852842	CRT MONITOR FOR AUTO DATA MACH	32	984	1132	11297
852849	OTH CATHODE-RAY TUBE MONITORS	1233	114574		80589
852852	OTH MONITOR DATA PROCESSING S.	37761	255020	115841	679685
852859	OTHER MONITORS OF H-8471	32785	161762	51228	274002
852862	MULTIMEDIA PROJECTOR	20691	168406	20021	105699
852869	OTHER PROJECTORS FOR DP H84.71	798	71434	3539	6975
852871	REC APPA-SATELLITE DISH RECEIV	17669	57206	1746	90814
852872	LIQUID CRYSTAL DISPLAY(LCD) TV	1003885	5049457	791448	4673054
852873	OTH MONOCHROME RECEPTION-APP A		367		

Contd.

## 10.11 Imports by Economic Categories (Detail)

(In Thousand Rupees)

Items	December, 2017	From July, 2017	December, 2016	From July, 2016
852910 PARTS ACCE CABLE,TV/SATA RECEV	14260	131596	7874	67853
852990 T.V. TUNERS	239542	1101651	151784	873129
853010 EL-SIGNAL EQP RAILWAY/TRAMWAY	105178	3015358	15556	15890
853080 OTH SIGNAL EQP EL TRAFIC CONT	200506	1306960	13565	79465
853090 PARTS OF EQP HEAD 85.30	964	36515	476	5173
853110 BURGLAR/FIRE ALARMS/SIMIL APPT	20004	183181	29750	320948
853120 INDICATOR PANEL INCORP LCD/LED	68459	614019	14698	71057
853180 OTHER APPARATUS	595953	644510	9022	42270
853190 PANIC BUTTON	10536	132514	220931	351775
853210 FIX CAPACITO 50/60HZ CAP.5KVAR	52224	152978	15318	148657
853221 TANTALUM, FIXED CAPACITOR	83	551	56	491
853222 ALUMINIUM ELECROLYTIC FIX CAP	29	5576	1464	6932
853223 CERAMIC DIELEC,SIN-LYR FIX CAP	1472	5378	1162	5930
853224 CERAMIC DIELEC MUL-LYR FIX CAP	2703	24192	2393	17748
853225 DIELECTRIC PAPER PLAS FIX CAP	581	13446	5824	8598
853229 OTHER FIXED CAPACITORS	27766	166823	23487	122361
853230 OTH VARIA/ADJUST(PRE-SET) CAPA	1499	6670	1215	7333
853290 CAPACITERS DECKS WITH TERMINAL	4281	26906	4284	21281
853310 FIXED CARBON RES COMP/FILMTYPE	21034	79379	5494	66076
853321 OTH FIXED RES CAPACITY NOT>20W	11	8923	421	4841
853329 OTHER FIXED RESISTORS	11721	172014	15074	96872
853331 W/WOUND RESISTOR CAPA NOT>20 W	1505	9613	1630	14186
853339 OTH W/WOUND VARIABLE RESISTORS	4119	24065	2766	17943
853340 OTH VAR RES INCL REHEOSTATS	28247	81654	8831	49257
853390 PARTS FOR ELECTRICAL RESISTERS	231	4163	205	3413
853400 PRINTED CIRCUITS	52184	234081	23702	177895
853510 FUSES FOR VOLTAGE >1000 VOTTS	10002	56446	6120	34505
853521 AUTOMA C-BRAKER VOT 17.5KV	127357	443530	105788	962521
853529 OTH AUTOMATIC CIRCUIT BRAKER	333894	1169207	458040	2523965
853530 ISOLATING SWITCH UPTO 145 KV	144617	564899	254896	1275505
853540 VOLTAGE LEMINTERS UPTO 245 KV	107852	225938	13525	228233
853590 ELEC APP SWITCHING CIR>1000VOL	500763	1187731	84630	337071
853610 FUSES FOR VOLTAGE <1000 VOLTS	16788	95195	11082	54786
853620 AUTO CIRCUIT BREAKER>10AMP	249489	1746075	242655	1252651
853630 OTH APP PROTECTING ELEC CIRCUL	10272	180468	5411	37374
853641 RELAYS FOR VOLTAGE NOT>60V	13354	65785	15099	60954
853649 OTHER, RELAYS	261077	1174374	84471	508434
853650 PRESSURE SWITCHES	93722	592916	150957	694546
853661 LAMP HOLDERS	5359	39882	16941	80169
853669 PLUGS&SOCKET PINS 16& ABOVE	174795	936684	96010	540280
853670 CONNECTORS FOR OPTICALFIBRES	6033	38193	6794	33384
853690 WAFER PROBERS ELECTRICAL	341533	1343044	156454	967660
853710 FUSE BOX VEH H-8711NOT >1000 V	2401116	8496503	1182570	5777117
853720 BODIES,CONSOLE ETC VOLT>1000V	2812375	5615393	1913092	7753176
853810 BOARD,PANELS GOODS HEAD 85.37	33520	220014	111630	360681
853890 VACCUM INTERRUPTERS CIR.BRAKER	275675	1559575	253453	1458440
853910 SEALED BEAM LAMP UNITS	20379	93806	15018	61030
853921 AUTO BULBS	37241	233384	46221	295240
853922 OTH LAMPS 200W FOR VOLT>100V	4951	34750	15064	45154
853929 BULBS FOR AUTOMOTIVE VEHICLES	72966	249231	46471	262045
853931 ENERGY SAVING LAMPS	333811	1937859	680477	4569040
853932 ENERG SAVING LAMP(MERCU/SODIUM	24338	60600	19601	137072
853939 OTH MERCURY/SOD VAPOR LAMP	3001	11668	5566	41114
853941 ARC-LAMPS (ELECTRIC)	187	4562	413	2024
853949 INFRA-RED LAMPS	6745	29348	4598	22669
853950 LED LAMP BULB	506754	3660569		
853990 TUNGSTEN FILAMENT&LEAD WIRE	104625	352099	61741	305428
854020 TV CAMERA TUBE(IMAG CONVERTER)				353
854040 DATA GRAP DISPL TUBE,COLO/MONO		4		22
854060 OTHER CATHODE-RAY TUBES		511	418	418
854071 MAGNETRONS	43564	294842	58096	177839

Contd.

## 10.11 Imports by Economic Categories (Detail)

(In Thousand Rupees)

Items	December, 2017	From July, 2017	December, 2016	From July, 2016
854079 OTH,MICROWAVE TUBE,CARCINOTR		7840		100
854081 RECEIVER/AMPLIFIER VALVE TUBE		935		5345
854089 OTHER VALVES ANA TUBES,N.S.	696	2278	997	2768
854099 OTH PARTS OF HEADING NO.85.40	481	1780	146	482
854110 DIODES,OTH THAN PHOTSENSITIVE	46019	141702	23686	92187
854121 TRANSIS W-DISSPATION RATE<1W	334	5326	1054	6678
854129 OTH TRANSISTOR O/TH PHOTOSEN	23796	84947	8661	43309
854130 THYRISTORS DIACS AND TRIACS	1894	9568	1439	6365
854140 PHOTSENSITIV SEMICONDUCTOR DE	3180262	12197085	6731645	18473869
854150 OTH SEMICONDUCTOR DEVICES	1417	39715	1767	26208
854160 MOUNTED PIEZO-ELECTRIC CRYSTAL	11406	36866	1919	14132
854190 PARTS OF APPARATUS OF H-85.41	7383	23860	791	19532
854231 PROCESSORS & CONTROLLERS	38385	235756	35763	227386
854232 MEMORIES	1408	20473	16781	86163
854233 AMPLIFIERS	10725	33928	23248	29307
854239 OTH ELECTRO INTEGRATED CIRCUIT	185688	494296	58187	339367
854290 PARTS OF ELEC INTIGRAT CIRCUIT	27918	90402	3575	27164
854310 PARTICLES ACCELERATORS	119	163		197142
854320 SIGNAL GENERATORS	1312	7426	969	9841
854330 MACH APPA EL-PLATNG ELECTROLYS	17845	116379	32790	145332
854370 REMOTE CONTROL	450632	2205428	239893	1418124
854390 PART MACH 8543.1900&8543.2000	92975	235512	39971	116028
854411 ENAMELED COPER WIRE NYLON COVR	32387	208352	5123	124403
854419 OTHER WINDING WIRE OF COPPER	43602	218422	62230	325727
854420 CO-AXIAL CABLE & CONDUCTORS	190271	626986	144600	404002
854430 WIRING/CABLE CAR/VEH-8703,4,11	22466	177922	8321	67875
854442 COMPUTER LEADS WITH CONNECTOR	122411	854933	297096	1671600
854449 TELEPHONE CABLES	848629	4392867	701107	4996310
854460 OTH EL CON FOR VOLTAGE >1000V	611061	2300394	213849	1045772
854470 OPTICAL FIBRE CABLES	97543	1286258	142813	446139
854511 ELECTRODES USED IN FURNACES	82971	168420	7243	34924
854519 OTHER ELECTRODES	2062	7644	1010	5097
854520 CARBON BRUSHES	4320	44085	9690	41379
854590 OTH CARBON MOTOR VEHI/TRACTOR	2471	26876	3074	18375
854610 EELECTRICAL INSULATOR OF GLASS	70	1113		
854620 EELECTRICAL INSULATOR CERAMICS	197393	1255883	572789	1685651
854690 OTH ELE INSU OTH THN GLAS,CERA	4613	217069	42674	310794
854710 INSULATING FITTINGS OF CERMIC	8976	127849		594
854720 INSULATING FITTINGS OF PLASTIC	1412	10432	5331	11227
854790 OTH INSULATIN FITT PLAS/CERMIC	21832	133126	5780	31201
854810 BATTERIES PLATES	183929	975427	177052	645837
854890 OTH,PARTS ELE MACHINE/APP NES	335	3650	539	3647
860110 RAIL LOCOMO POWERED ELECTRICIT		194		1794
860210 DIESEL ELECTRIC LOCOMOTIVES		4796286		
860290 OTH,RAIL LOCOMOTVE,LOCOMO TEND		1480		
860310 RAILWAY,TRAMWAY POWRD EXT ELEC	5651115	7706320		
860400 RAIL/TRAMWAY MAINTENANCE VEHIC	611519	1157804	21623	581704
860630 SELF DISCHARGING VANS,WAGONS		732478		277
860699 OTH RAIL,TRAMWAY GOOD VAN(NSP)		1077627	255409	3065277
860711 DRIVING BOGIES&BISSEL-BOGIES		1202		
860719 OTH INCL PARTS AXELS/WHEEL	7752	567149		781218
860721 AIR BRAKES AND PARTS THEREOF	13	32309		42430
860729 OTH BRAKES LOCOMO&PATS THEREOF	14667	92918	152	246860
860730 HOOKS,COUPLIN DEVICES,BUFFERS	873	873		94
860791 OTHER PARTS OF LOCOMOTIVES	123212	1757760	396929	1759559
860799 OTH RAILWAY LOCOMOT STOCK PART	8469	9288		93
860800 RAIL/TRAMWAY TRACK FIXTURES	1238033	2512531	7427	419072
860900 CONTINERS SPECIL DESI,EQUIPPED	47720	161745	21715	129450
870110 PEDESTRAIN TRACTO-ANY KIT FORM		911		
870120 COMP ROAD TRACTOR-ANY KIT FORM	1422728	8300924	1252924	6493573
870130 COMP TRACK-LAYING TRACTOR AKF		102980		

Contd.

## 10.11 Imports by Economic Categories (Detail)

(In Thousand Rupees)

Items	December, 2017	From July, 2017	December, 2016	From July, 2016
870191 TRACK LAYING TRACTOR <18 KW	341	341		
870192 COMP AG-TRACTORS-ANY KIT FORM	401	55393		
870193 COMPONENT AGRI TRACTOR IN KIT	469409	2578604	268214	1974003
870194 AGR TRACT,ENG CAP>75 KW<130 KW		36140		
870210 COMP M.VEH DIESEL ENG AKF10PER	864526	5608664	547906	5683078
870290 COMP O-M-VEH 10PER&DERIVER AKF	61594	426043	76798	314984
870310 M-CAR FOR TRAVEL ON SNOW/GOLF	1631	25648	3430	14689
870321 COMP VEH,IN AKF,800CC,SP-IGNI	4468446	34089973	3763932	22567058
870322 COMPONENTS VEH 1000-1500CC AKF	3066489	17412546	2750479	16176936
870323 COMPNEN VEH,IN AKF1500-1800CC	3150518	17588205	1685442	12822201
870324 COMPNEN VEH,IN AKF CYC->3000CC	301334	2625619	348456	3087656
870332 COMP VEH(DIES)CY-1500-1800-AKF	19510	36767		17230
870333 COMP INDUS VEH>2500CC,AKF-DIES	13718	68881	77166	377198
870340 COM.VEH SP.IG&ELEC.=800C AKF	1060094	4840672		
870350 COM.VEH.DIESEL&ELEC<=800C AKF	104158	334409		
870360 COM.V.SP.IG&ELEC CH=800CAKF	33544	279986		
870370 COM.V.DIES&ELE CHR<=800C AKF		4812		
870380 O.COM.V. ONLY ELEC. MOTOR AKF		10182	87	13475
870390 OTH M.V. EXCL VEH H-87.02		12858		14749
870410 COMP DUMP TRUCKS(ANY KIT FORM)	135190	1965379	30854	3361975
870421 COMP VEH(DIE)G.V.W NO>5TON-AKF	1009383	6706109	633519	4155860
870422 COMP VEH(DIESL)GVW-5-8-TON-AKF	791085	7413491	817561	5201529
870423 COMP VEH(DIES)GVW>20 TONN-AKF	6605	1274184	1518367	5580237
870431 COMP VEH(SP-ING)NOT>5TON-AKF	443726	3144422	394384	2563934
870432 COMP VEH(SP-ING)GVW >5TON-AKF		1292		
870490 COMP O-VEH TRANSPORT GOODS-AKF				480
870510 CRANE LORRIES	166990	1111645	251874	1834772
870530 FIRE FIGHTING VEHICLES		175074		48353
870540 CONCRETE-MIXER LORRIES	37149	607147	151947	989905
870590 OTH SPECIAL PURPOSE MOTOR VEHL	392762	1293383	315461	4132127
870710 BODIES/CABS FOR VEH-H-87.03	2195	34821	21422	142179
870790 BODIES M-VEH H-87042190&3190	766	33756	49858	213363
870810 BUMPERS (SHET METAL)VEH H-8701	16405	123252	71422	354365
870821 SAFETY SEAT BELT-CAR-H-8703	46684	287033	47926	197958
870829 PARTS/ACCE OF BODIES VH-H-8701	1543970	6922049	749349	4404627
870830 BRAKES&BRAKE PARTS-VEH H-8701	146469	799346	140515	545336
870840 GEAR BOXE A-TRACTOR H-87019020	316314	2060890	137566	789574
870850 BUILD UP DRIVE AXLE V-8701,2,4	81046	503375	109099	464818
870870 ROAD WHEELS,RIMS-CARS H-8703,4	188408	960550	113666	545190
870880 SUSP SYS,SHOCK ABSOR H-8703,04	112756	869136	171751	1020501
870891 RADIATORS WITH ALUMINUM CORE	35819	221129	10163	131618
870892 SILENCERS&EX-PIPES CARS-H-8703	2838	24312	1737	15571
870893 UPPER&LOWER PLATE CLUTCH(CAR)	29343	181050	17628	132744
870894 STEERING WHEELS M-CARS H-8703	68497	513567	64970	340035
870895 SAFETY AIRBAGS INFLATER SYSTEM	356	981	95	495
870899 O-PART VEH H-87012020,90,40,60	493011	3866790	537373	3337245
870911 ELECTRICAL VEHICLES		6131	672	672
870919 OTH WORK TRUCK SELF PRO N-FITT	315	61252		89791
871000 ARMoured CASH CARRYING VEHICLE	834	90685		111646
871110 COMP MOTORCYCLE C-NOT>50CC-AKF		1979		32
871120 COMP M-CYCLE CY-C-50-250CC-AKF	784357	5582446	834731	4316658
871130 COMP M-CYCLE CYL-250-500CC-AKF	700	203290		401
871140 COMP M.CYCLE CY-500-800CC-AKF	5024	74993	8055	68085
871150 COMP M.CYCLE CYL C->800CC-AKF	8786	75618	14268	33608
871160 COMP M.CYCL WIT ELEC MOTOR AKF	962	6193	558	558
871190 COMP O-M.CYCLE IN ANY KIT FORM	56	665	585	585
871200 BICYCLES,OTH DELIVERY TRICYCL	132406	616750	74086	349880
871310 INVALID CARRIAG NOT MECH PROPL	24689	193787	37146	191335
871390 OTH INVALID CARRIAG MOTORISED	2088	12680	3351	8759
871410 SADDLES OF MOTORCYCLES,MOPEDS	664473	3989958	662105	3511869
871420 PART ACCE INVALID CARRIAGES	739	1329	227	538

Contd.

## 10.11 Imports by Economic Categories (Detail)

(In Thousand Rupees)

Items	December, 2017	From July, 2017	December, 2016	From July, 2016	
871491	FRAMES,FORKS & PARTS THEREOF	384	1412	264	926
871492	WHEEL RIMS AND SPOKES	3261	14583	3777	11024
871493	FREE WHEEL SPRO BICYCLE H-8712	12036	47308	6414	54696
871494	BRAK,COAST BRAK HUB,HUB BRAK	700	11924	862	11242
871495	OTHER, SADDLES	5366	23817	3900	15662
871496	PEDALS,CRANK-GEAR,& PARTS THOF	134	5362	3381	6238
871500	BABY CARRIAGES & PARTS THEREOF	10704	65376	11405	35779
871610	COMPO TRAILER/S-TRAILER IN AKF		1874		
871620	CMPO SELF-LOAD/UN- AG-TRA,AKF	2	2		
871631	COMPONEN TANKER TRAILER IN AKF	4979	19406	25440	163702
871639	COMPONEN OTH TRAILERS IN AKF	15078	369684	21127	186265
871640	COMPO OTH TRAIL/SE-TRAILER-AKF		6831	7501	253566
871680	COMPO FOR OTH VEH IN ANY KIT-F	5218	191875	24649	104746
871690	PARTS,TRAILER SEMI-TRAI H87.16	94801	280327	23847	200281
880100	GLIDERS AND HANG GLIDERS		1107		
880212	HALICOPTER UNLADN WT>2000 KG		93799		
880240	AEROPLAN UNLADN WT >15000KG		5625837		481404
880310	PROPELLERS,ROTORS & PATS THROF	236	1666		
880320	UNDER CARRIAGES/PARTS THEREOF	1980	9323	654	1494
880330	OTH PARTS OF AEROPLANE/HELICOP	90630	884154	129462	933941
880400	PARACHUTES AND ROTOCHUTES,PART	202	707	19	850
880529	OTH GROUND FLYING TRAINER PART		56	20	509
890110	CRUISE SHIPS,BOATS FOR PERSONS		281534	7476	7476
890190	OTH VESSELS FOR PERSONS/GOODS		16534		81339
890310	INFLATABLE YATCHS,VESL PLE/SPO	245	3950		28309
890391	SAILBOATS,WITH/W-OUT AUX-MOTOR			14850	14850
890392	MOTORBOAT,O/THN OUTBOARD M-BO		5598		
890399	OTH INFLTABLE YACHTS	358	19167		729
890400	TUGS AND PUSHER CRAFT.	53337	105107	25633	52945
890510	DREDGERS			202735	227610
890590	OTH LIGHT VESSELS,FLO-CRANES		234926	693161	693161
890710	OTH FLOATING INFLATABLE RAFTS				883
890790	OTH FLOATING STRUCTURES,TANKS		31267	34177	34912
900490	OTH SPECT,GOGGLE&THE LIKE CORR	4404	58235	4945	52389
900510	BINOCULARS	2016	14561	2155	54858
900580	OTH ASTRONOMICAL INSTRUMENTS	261	5366	3500	19673
900699	O-PART,AC P-GRAPHIC F-LIGH APP	2364	4159	94	1924
900710	CINEMATOGRAPHIC CAMERAS S-R/RE		623	414	742
900720	CINEMATOGRAPH PROJECTOR.S-R/RE	1358	12094	641	34086
900791	PAR,ACC-CINEMATOGRAPHIC CAMERA	12	459	95	807
900792	PARTS,ACCE CINEMATOG PROJECTOR	193	2012	179	5146
900850	PROJECTORS,ENLARGERS&REDUCERS		134		
900890	PARTS/ACCE OF IMAGE PROJECTORS	818	1515	15	450
901010	APPA,EQUI AUTOMATC DEVELO FILM		14001	6464	30854
901050	OTH APP EQU PHO-GRAPHIC LAB	7081	14728	1584	3594
901060	PROJECTION SCREENS	12602	50484	101	20669
901090	PART ACCE OF APP/EUIP H-90.10	4764	9805	400	2796
901110	STEREOSCOPIIC MICROSCOPES	8278	25536	145	1068
901120	OTH MICROSCOPE P-MICROGRAPHY		1033		2194
901180	OTHER MICROSCOPES	1619	182706	29624	224446
901190	PART,ACCE OF OPTCAL MICROSCOPE	235	4669	281	1978
901210	M-SCOPE O/THN OPTIC M-SCOP APP	4148	45220	2856	41435
901290	PART,ACC M-SCOPE O/THN OPTICAL	9212	10897	129	314
901310	TELESCOPIC SIGHTS FITT TO ARMS	151	3136	3658	11460
901320	LASERS OTHER THAN LASER DIODS	2758	41790	4827	23208
901380	OTH DEVICES APPLI&INSTRUMENTS	68725	275491	38549	214835
901390	PARTS,ACCE OF SUB GROUP-90.13	4090	9546	1552	6748
901410	DIRECTION FINDING COMPASSES	546	2695	15	419
901420	INST/APPLI AERONAUTIC NAVIGATO	15951	171005	100172	178934
901480	OTH INS/APPLI(NAVIGATIONAL)	264	5529	203	5484
901490	PART,ACCE OF SUB GROUP OF90.14	186	1745	58	520

Contd.



## 10.11 Imports by Economic Categories (Detail)

(In Thousand Rupees)

Items	December, 2017	From July, 2017	December, 2016	From July, 2016	
901510	RANGEFINDERS	530	37831	43	3846
901520	THEODOLITES AND TACHEOMETERS	3905	13079	290	9131
901530	SURVEYING LEVELS	10005	29083	7159	43218
901540	PH-GRAMMETRICAL SURVEY INS/APP		404		42
901580	OTH INS AND APPLIANC-SURVEYING	15201	1347936	306456	1354047
901590	PARTS&ACCE OF SURVEYING INSTRU	17468	211670	61853	739672
901600	BALANCES, ELECTRONIC SEN 5CG>	8108	40772	10959	26611
901710	TEXTILE GARMENT DESIGNING MACH	5822	28855	2446	11010
901720	O-DRAWING MARK/MATH CALC INSTR	13841	90565	16107	57559
901730	MICROMETERS	5309	32496	4626	29905
901780	MEASURING RODS AND TAPES	22919	100753	27534	98862
901790	PARTS/ACCE OF MEASURING INSTRU	265	6713	278	8093
901811	ELECTRO-CARDIOGRAPHS	5194	79789	4662	27842
901812	ULTRASONIC SCANNING APPARATUS	86573	1055880	98513	338494
901813	MAGNETC RESONANCE IMAGING APPA	113710	374973	321761	1076527
901814	SCINTIGRAPHIC APPARATUS	27449	59196		1068
901819	OTH ELECTRO-DIAGNOSTIC APPARAT	355050	3976537	380105	1527210
901820	ULTRA VOILET/INFRA-RED RAY APP	79	57677	81	512
901831	SYRINGES WITH NEEDLES	204101	1746063	215155	1263100
901832	TUBULAR METAL NEEDLE/NEDL SUTU	33576	186945	23605	141659
901839	DEXT/SA INFU SET W-N-TOXIC BAG	779809	5336968	671268	3918502
901841	DENTAL DRILL ENGINES,W/C-D-EQU	391	2783	239	6363
901849	OTH;INS/APPLI, DENTAL SCIENCE	25496	159397	19519	49856
901850	OTH,OPHTHALMIC INST&APPLIANCE	31141	314032	35505	221709
901890	ANESTHESIA APPARATUS	1083188	7128812	1097340	5589401
901910	MECHANO-THERPY,MESSAGE/PSY APP	38647	214343	41701	164406
901920	OXYGENATOR WITH ACCESSORIES	164368	1014562	98152	606937
902190	OTH;APP,WORN CARY,IMPL IN BODY	20436	179599	11506	50864
902212	COMPUTED TOMOGRAPHY APPARATUS	355352	1041215	206558	645535
902213	OTH X-RAY APPA FOR DENTAL USES	1795	44688	1965	4064
902214	OTH,X-RAY APP FOR MEDICAL SURG	577740	2483113	104746	600138
902219	X-RAY APPA FOR OTHER USES	151227	388297	35500	187091
902221	APP ALPHA-B-G RADI-MEDICAL USE	103968	314311	10035	21991
902229	APP ALPHA-BE-GA RADI-OTHER USE	6094	92064	10820	147644
902230	X-RAY TUBES	6047	48631	16641	40112
902290	O-APP AL-B-G RADI INCL PA/ACCE	31221	216492	8967	88166
902300	APPA DESIGNED F-DEMANSTRATION	62387	1016604	124067	421817
902410	MACH&APPLI FOR TESTING METALS	8704	92785	9214	22953
902480	O-MACH-TESTING HARDNESS/STREN	33258	318440	45529	253868
902490	PARTS&ACC-HARD/STREN TEST MACH	11744	46824	7599	26213
902511	THERMOMETERS CLINICAL	7503	86297	14183	53611
902519	OTHER THERMOMETERS/PYROMETERS	14582	158330	13666	122293
902580	HYDROMETERS	45748	144211	31450	165425
902590	PARTS ACCE INSTRUMENTS H-9025	3746	49853	4628	58601
902610	FUEL GUAGES ETC AGRI-TRACTOR	22415	275791	72194	482382
902620	APP, MEASUR/CHECK PRESSURE.	62646	552748	51817	564960
902680	OTH,APP,MEASUR VARIATION LIQ/G	105523	1060280	233382	1141343
902690	PARTS,ACCE OF SUB GROUP 90.26.	79795	178392	375126	459531
902710	GAS/SMOKE ANALYSIS APPARATUS.	17272	246597	36636	363110
902720	CHROMATOGRAPHS/ELECTROPHOR INS	82319	593359	89882	388445
902730	SPECTRO,SPECTROPHOT-METER RADI	57648	429644	34038	264284
902750	OTH,INS.USING OPTCAL RADIATION	131524	690059	332965	665639
902780	OTH,INST FOR PHYSICAL CHEM ANA	342881	2076770	554720	1734559
902790	MICROTOMES;PART ACCE APP-90.27	43092	344016	44537	573917
902810	GAS METERS	281427	1359273	158	433975
902820	LIQUID METERS	1105	6389	2002	12568
902830	ELECTRICITY METERS	21692	212706	18396	151136
902890	SHAFT/ASSEMBLY ELECTRIC METER	10728	301437	78583	553470
902910	TAXIMETERS AND PEDOMETERS	313	11103	4178	13878
902920	SPEED INDICATOR- VEH-8703,11,4	6909	90438	4521	33734
902990	PARTS ACCE OF METERS-H-90.29	18330	105783	15294	84185

Contd.

## 10.11 Imports by Economic Categories (Detail)

(In Thousand Rupees)

Items	December, 2017	From July, 2017	December, 2016	From July, 2016
903010 INS,MEASUR IONISING RADIATIONS	7056	58831	3802	45011
903020 OSCILLOSCOPE&OSCILLOGRAPH	4612	31918	468	26071
903031 MULTIMETERS W/O RECORD DEVICE	2446	72067	6505	31658
903032 MULTIMETER WITH RECORD DEVICE	12184	26657	1231	11546
903033 BATTERY METER FOR AGR -TRACTOR	28053	152467	39261	157773
903039 O-OSCILLOSCOPE W-RECOD DEVICE	9516	81349	1698	12398
903040 OTH,INS,SPE DESI FOR TELECOMMU	56251	327296	9259	67606
903082 OTH,INS,MEASUR SEMICONDOCTOR		267		1962
903084 OTH,APPA,WITH RECORDING DEVIC	30	14091	1667	53802
903089 OTH,INS,MEASUR ELECTRICAL QTY.	40378	269050	21366	143880
903090 PARTS ACCE OF SUB GROUP 90.30	3639	31011	7633	21372
903110 MACH BALANCING MECHNICAL PARTS	1355	34247	1817	33324
903120 TEST BENCHES	1226	204254		10138
903141 OTH,OPTICAL INS CHECK SEMICODU		142		157
903149 OTH,OPTICAL INS & APPLIACES.	40340	492653	887229	1139971
903180 OTH,INS APPLIANCES & MACHINES.	220369	1111163	170271	1279970
903190 PART,ACCE OF ARTICLE H- 90.31	20727	136784	13935	103788
903210 THERMOSTAT REFRIGERA / AIRCODI	34088	288482	46268	233535
903220 MANOSTAT(PRESSURE REGULATORS)	1300	9185	740	4600
903281 OTH,INS HYDRAULIC OR PNEUMATIC	93169	104793	2943	17454
903289 TEMP CONT SWIT VEH-H-8703.2115	734776	1765935	455490	2206660
903290 PARTS,ACCE OF ARTICLE H- 90.32	19928	112297	15022	50715
940210 DENTISTS' CHAIRS	7521	91878	10346	41110
940290 OPERATING TABLES	102962	875787	112190	545244
940560 ILLUMINATED SIGN,NAMPLATES,LIK	46071	401041	27700	135609
940591 PARTS OF GLASS OF CHANDELIER	17111	118179	9699	72514
940599 OTH PARTS H-NO.94.05,N.E.S.	32748	121182	7440	85843

## 10.12 Exports by Areas and Countries / Territories

(In Thousand Rupees)

Territories/Countries	December, 2017	Cumulative From July,2017	December, 2016	Cumulative From July,2016
<b>GRAND TOTALS</b>	<b>214,351,785</b>	<b>1,162,959,157</b>	<b>180,320,735</b>	<b>1,035,531,896</b>
<b>LATIN AMERICA</b>	<b>142,614</b>	<b>1,178,368</b>	<b>265,068</b>	<b>1,523,868</b>
Anguilla				308
Antigua and Barbuda	1,657	2,294		385
Aruba		8,355		1,375
Bahamas	3,186	11,256	2,212	11,303
Barbados		13,946	1,677	7,046
British Virgin Is.	1,833	2,909	157	2,046
Cayman Islands		1,126	768	3,084
Cuba	9,425	123,359	29,727	155,003
Dominica		1,993	944	2,737
Dominican Republic	49,116	450,297	158,164	655,941
Grenada	1,973	8,256	376	10,974
Guadeloupe			170	493
Haiti	35,104	97,446	21,987	207,964
Jamaica	16,867	124,355	6,482	121,064
Martinique		15,557		10,462
Netherlands Antilles	35	3,065		
Puerto Rico	9,690	80,125	16,213	109,424
St.Kitts and Nevis	495	957	229	453
St. Lucia	633	8,198	5,537	7,612
St.Vincent/Grenadine	3,191	5,247	617	8,732
Trinidad and Tobago	9,410	219,627	19,808	207,463
<b>CENTRAL AMERICA</b>	<b>1,141,668</b>	<b>6,951,120</b>	<b>932,453</b>	<b>6,771,879</b>
Belize		191	162	1,098
Costa Rica	58,945	192,318	59,040	295,523
El Salvador	34,375	150,403	21,168	123,048
Guatemala	41,521	344,636	20,904	151,638
Honduras	17,759	68,409	53,333	254,223
Mexico	793,117	5,163,720	582,588	5,050,034
Nicaragua	51,829	359,043	103,487	346,771
Panama	144,120	672,399	91,771	549,543
<b>SOUTH AMERICA</b>	<b>2,686,488</b>	<b>13,600,224</b>	<b>2,191,932</b>	<b>12,715,097</b>
Argentina	536,797	2,515,440	381,040	2,328,177
Bolivia	2,531	18,371	5,803	52,301
Brazil	582,570	2,542,168	433,843	2,028,826
Chile	691,902	3,248,806	705,734	3,730,615
Colombia	168,002	1,732,980	280,544	1,872,546
Ecuador	114,065	581,525	60,057	356,952
French Guiana		495		
Guyana	3,423	33,746	3,475	42,537
Paraguay	97,585	582,866	48,930	410,884
Peru	416,113	1,795,269	200,809	1,406,282
Suriname	8,147	20,130	7,317	14,676
Uruguay	50,779	468,166	23,871	320,273
Venezuela,Bolivar. R	14,574	60,261	40,507	151,027
<b>NORTH AMERICA</b>	<b>35,197,829</b>	<b>201,924,647</b>	<b>31,962,245</b>	<b>187,559,147</b>
Bermuda	1,878	5,804	1,614	5,842
Canada	2,074,725	12,722,234	1,748,994	11,180,020
U.S.America	33,121,226	189,196,609	30,211,637	176,373,285
<b>EASTERN EUROPE</b>	<b>5,955,609</b>	<b>25,597,573</b>	<b>5,214,717</b>	<b>22,224,782</b>
Belarus	8,292	16,537	2,922	11,313
Bulgaria	203,302	1,091,530	179,586	730,430
Czech Republic	424,491	2,093,108	597,655	2,276,425
Hungary	83,594	644,468	55,176	638,617
Poland	2,185,453	11,491,371	1,581,040	9,308,664

Contd.

## 10.12 Exports by Areas and Countries / Territories

(In Thousand Rupees)

Territories/Countries	December, 2017	Cumulative From July,2017	December, 2016	Cumulative From July,2016
Republic of Moldova	1,191	14,140	1,441	4,915
Romania	276,706	1,553,265	222,798	1,363,981
Russian Federation	2,220,337	6,251,629	2,114,594	6,006,128
Slovakia/Slovak R.	23,859	127,266	26,736	168,926
Ukraine	528,386	2,314,259	432,769	1,715,385
<b>NORTHERN EUROPE</b>	<b>19,919,976</b>	<b>115,304,567</b>	<b>17,699,698</b>	<b>103,862,581</b>
Denmark	1,601,266	8,511,067	1,223,013	7,407,521
Estonia	146,556	825,020	117,697	780,934
Finland	321,466	1,759,417	310,303	1,491,443
Iceland	434	8,862	993	4,894
Ireland	463,452	3,182,235	389,385	2,771,443
Latvia	102,736	774,144	134,435	564,706
Lithuania	359,281	2,214,560	408,163	1,767,976
Norway	519,703	2,568,658	438,962	2,218,415
Sweden	1,260,563	7,569,736	1,429,649	7,153,095
United Kingdom	15,144,517	87,890,866	13,247,097	79,702,154
<b>SOUTHERN EUROPE</b>	<b>18,239,251</b>	<b>106,698,068</b>	<b>15,276,570</b>	<b>88,167,725</b>
Albania	34,530	208,973	67,254	245,453
Bosnia & Herzegovina		8,783	3,047	5,541
Croatia	104,674	662,335	142,111	595,897
Fr.Yugoslav R.Macedo				1,763
Greece	630,814	3,387,174	435,908	2,643,212
Italy	6,431,971	36,661,785	5,572,343	31,459,252
Macedonia	1,226	1,226		
Malta	20,018	188,687	40,092	172,349
Montenegro		367,502		
Portugal	1,614,096	9,455,678	1,324,783	7,698,111
Serbia	23,995	120,190	27,059	136,905
Slovenia	623,689	3,613,089	478,272	3,041,943
Spain	8,754,238	52,022,646	7,185,701	42,167,300
<b>WESTERN EUROPE</b>	<b>31,384,828</b>	<b>173,028,166</b>	<b>27,113,908</b>	<b>151,038,041</b>
Austria	145,429	779,596	113,174	740,773
Belgium	7,155,480	38,419,983	5,626,817	34,433,618
Europien Union		5,373		
France	3,464,530	20,599,639	3,257,181	19,114,193
Germany	14,031,418	70,091,481	11,453,300	61,721,125
Liechtenstein	143	2,110		
Luxembourg	576	8,840	96	48,678
Netherlands	6,487,618	42,442,304	6,567,082	34,386,901
Switzerland	99,636	678,841	96,257	592,753
<b>EASTERN AFRICA</b>	<b>10,653,566</b>	<b>44,020,685</b>	<b>6,978,519</b>	<b>31,930,551</b>
Burundi	449	8,307	697	13,854
Comoros	39,971	1,511,151	18,617	722,960
Djibouti	289,158	1,676,947	181,527	1,313,111
Eritrea		3,238		
Ethiopia	4,657	44,457	7,157	56,451
Kenya	3,886,333	15,978,754	3,351,924	14,363,500
Madagascar	2,764,110	11,655,991	573,885	3,823,176
Malawi	7,244	33,715		40,828
Mauritius	261,873	1,139,431	144,407	907,171
Mayotte		5,972	1,294	33,803
Mozambique	712,215	2,568,524	886,141	2,601,785
Reunion	30,054	250,569	73,095	285,829
Rwanda	1,193	17,947		2,291
Seychelles	13,021	122,334	17,901	167,604
Somalia	551,556	2,404,241	342,546	1,783,763
Uganda	28,507	106,163	14,767	56,306

Contd.

## 10.12 Exports by Areas and Countries / Territories

(In Thousand Rupees)

Territories/Countries	December, 2017	Cumulative From July,2017	December, 2016	Cumulative From July,2016
U.R.of Tanzania	1,980,733	6,197,720	1,325,591	5,084,985
Zambia	30,164	58,622	174	14,043
Zimbabwe	52,327	236,601	38,796	659,091
<b>MIDDLE AFRICA</b>	<b>286,061</b>	<b>2,370,643</b>	<b>285,389</b>	<b>2,309,563</b>
Angola	31,527	935,185	107,603	1,141,199
Cameroon	159,668	1,005,953	148,105	945,296
Chad		1,436	451	977
Congo, Republic of	31,845	43,391		9,290
D.R.of Congo	63,020	337,687	4,312	132,645
Equatorial G.(Ri.Mi)		3,852		1,713
Gabon		35,881	24,919	78,442
Sao Tome & Principe		7,259		
<b>NORTHERN AFRICA</b>	<b>1,394,477</b>	<b>8,594,496</b>	<b>1,550,045</b>	<b>9,580,961</b>
Algeria	155,290	648,369	201,627	961,078
Egypt(U.A.R.)	581,651	3,908,782	511,106	4,597,429
Libya	83,144	227,470	35,528	155,384
Morocco	197,750	1,183,380	173,415	922,464
Sudan			276,392	1,730,992
South Sudan	222,154	1,492,012		
Tunisia	154,487	1,134,483	351,977	1,213,612
<b>SOUTHERN AFRICA</b>	<b>1,781,471</b>	<b>9,673,700</b>	<b>1,223,050</b>	<b>9,224,553</b>
Botswana	93,666	313,093	2,723	103,159
Lesotho	49,318	281,231	50,718	355,114
Namibia	7,703	45,992	7,444	13,086
South Africa	1,630,785	8,972,599	1,161,897	8,722,339
Swaziland		60,786	267	30,855
<b>WESTERN AFRICA</b>	<b>3,672,519</b>	<b>16,550,265</b>	<b>1,736,183</b>	<b>8,485,494</b>
Benin	372,158	3,071,338	121,157	1,319,632
Burkina Faso(Fr.Up.V)	4,428	12,127	1,107	16,950
Cape Verde	12,939	15,198		1,093
Co,te d,Ivoire(Fr.Iv)	334,464	1,656,825	286,644	936,619
Gambia	177,359	643,447	47,379	384,457
Ghana	586,442	1,974,449	63,451	592,521
Guinea	62,107	378,047	776	62,926
Guinea-Bissau	319,447	1,667,257	39,264	194,107
Liberia	10,606	40,577		22,084
Mali	79	8,891		9,683
Mauritania	103,494	373,826	152,671	456,194
Niger	1,779	65,211	1,355	5,181
Nigeria	194,021	2,802,745	218,681	1,928,163
Senegal	623,097	1,008,414	274,096	698,290
Sierra Leone	347,501	1,694,844	359,035	1,364,263
Togo	522,598	1,137,070	170,567	493,333
<b>EASTERN ASIA</b>	<b>22,259,299</b>	<b>119,638,128</b>	<b>19,308,974</b>	<b>115,765,915</b>
China	16,355,548	84,414,765	15,162,538	84,339,840
Hong Kong S.A.Re.Chi	1,007,516	5,840,999	805,341	6,716,114
Japan	1,708,076	9,902,666	1,243,437	8,294,269
Korea, Republic of	2,396,809	15,388,085	1,622,565	13,418,325
Macao.China		440	117	491
Mongolia	143	9,851	7,949	24,371
O.Asia(Tai.For.Pe.Ki)	791,206	4,081,321	467,026	2,972,504
<b>SOUTH-CENTRAL ASIA</b>	<b>28,382,821</b>	<b>152,565,227</b>	<b>22,484,645</b>	<b>135,272,459</b>
Afghanistan	15,909,420	79,514,230	13,963,102	66,092,741
Bangladesh	6,089,991	34,647,894	3,318,633	32,219,795
India	3,047,462	19,048,644	2,733,467	21,372,553

Contd.

## 10.12 Exports by Areas and Countries / Territories

(In Thousand Rupees)

Territories/Countries	December, 2017	Cumulative From July,2017	December, 2016	Cumulative From July,2016
Iran ( Islamic R.)	218,846	1,112,443	295,534	1,634,855
Kazakstan	442,419	2,622,278	153,190	675,847
Kyrgyzstan/Kyrgyz R.		47,854	1,043	72,423
Maldives	54,293	323,444	23,360	267,865
Nepal	27,430	172,834	4,597	47,662
Sri Lanka	2,506,612	14,474,286	1,879,366	12,223,513
Tajikistan	9,210	172,306	28,182	150,882
Turkmenistan	69,667	145,697	27,500	252,725
Uzbekistan	7,472	283,316	56,671	261,598
<b>SOUTH-EASTERN ASIA</b>	<b>9,976,449</b>	<b>49,424,624</b>	<b>6,466,829</b>	<b>42,779,558</b>
Brunei Darussalam	9,404	28,635	3,967	28,057
Cambodia Fr.Kampuche	151,498	1,496,671	169,146	1,330,437
Timor Leste	22,033	85,739	343	100,967
Indonesia	1,737,532	9,005,492	1,150,437	7,480,964
Lao People's D.R.	3,419	66,740	16,769	66,906
Malaysia	1,599,240	6,344,564	1,067,097	7,117,953
Myanmar	119,838	956,891	114,026	649,974
Philippines	2,039,130	5,882,928	611,504	3,533,591
Singapore	592,454	3,593,238	452,736	2,360,232
Thailand	1,018,387	5,879,875	757,533	5,475,010
Viet Nam	2,683,514	16,083,851	2,123,272	14,635,467
<b>WESTERN ASIA</b>	<b>19,186,846</b>	<b>100,302,421</b>	<b>16,146,541</b>	<b>91,283,676</b>
Armenia	569	8,124		1,408
Azerbaijan	81,136	467,091	219,886	1,797,218
Bahrain	326,711	2,024,322	381,348	2,781,910
Cyprus	47,623	257,921	34,553	241,470
Gaza Strip	28,061	73,279	82,379	82,379
Georgia	136,305	309,422	24,897	172,518
Iraq	417,707	974,400	103,859	795,514
Jordan	427,273	1,889,847	312,761	2,303,075
Kuwait	739,600	4,347,438	731,559	4,574,388
Lebanon	241,901	993,482	103,181	882,216
Oman	1,367,001	5,980,303	900,237	4,575,529
Qatar	702,447	4,243,128	435,048	2,767,751
Saudi Arabia	2,692,277	15,699,549	3,010,846	16,804,271
Syrian Arab Republic	89,398	583,469	146,814	764,123
Turkey	3,164,372	17,702,447	2,594,040	12,231,880
United Arab Emirates	8,183,526	41,845,071	6,454,857	37,177,217
Yemen	540,941	2,903,128	610,275	3,330,807
<b>AUSTRALIA AND NEW ZEALAND</b>	<b>2,073,876</b>	<b>15,295,573</b>	<b>3,449,763</b>	<b>14,852,560</b>
Australia	1,797,093	13,376,896	3,207,992	12,895,816
New Zealand	276,783	1,918,677	241,770	1,956,744
<b>MELANESIA</b>	<b>8,487</b>	<b>214,279</b>	<b>30,746</b>	<b>150,747</b>
Fiji	2,753	97,928	26,124	96,808
New Caledonia	1,694	5,056	1,959	5,133
Papua New Guinea	1,915	97,329	2,663	43,819
Solomon Islands	877	9,682		2,469
Vanuatu	1,248	4,283		2,519
<b>MICRONESIA</b>	<b>2,830</b>	<b>7,699</b>	<b>73</b>	<b>1,213</b>
Guam	2,830	7,699		1,140
Micronesia,F.States			73	73
<b>POLYNESIA</b>	<b>4,820</b>	<b>18,684</b>	<b>3,388</b>	<b>31,525</b>
American Samoa				9,430
Cook Islands	1,127	3,067		
French Polynesia	1,455	4,306	3,388	10,845
Samoa	2,238	11,311		11,091
Tonga				160

## 10.13 Re-exports by Areas and Countries / Territories

(In Thousand Rupees)

Territories/Countries	December, 2017	Cumulative From July,2017	December, 2016	Cumulative From July,2016
<b>GRAND TOTALS</b>	<b>2,985,388</b>	<b>21,333,832</b>	<b>1,593,313</b>	<b>9,630,586</b>
<b>CENTRAL AMERICA</b>		<b>783</b>	<b>89</b>	<b>125</b>
Mexico		512		
Panama		271	89	125
<b>SOUTH AMERICA</b>	<b>263</b>	<b>50,993</b>	<b>2,610</b>	<b>10,606</b>
Bolivia	263	511		169
Brazil				114
Colombia		90		1,334
Ecuador		40,990		244
Peru		9,403	2,610	8,745
<b>NORTH AMERICA</b>	<b>34,059</b>	<b>1,234,124</b>	<b>359,205</b>	<b>1,089,130</b>
Canada	3,316	164,074		119,402
U.S.America	30,743	1,070,050	359,205	969,728
<b>EASTERN EUROPE</b>	<b>1,865</b>	<b>362,123</b>	<b>74,958</b>	<b>315,338</b>
Belarus			4,343	4,343
Czech Republic			4,983	75,585
Hungary		357,131	1,483	9,658
Poland	1,865	4,576	55,550	210,288
Romania		358		128
Russian Federation			8,456	8,712
Slovakia/Slovak R.		48		
Ukraine		9	143	6,623
<b>NORTHERN EUROPE</b>	<b>25,758</b>	<b>926,639</b>	<b>107,577</b>	<b>421,046</b>
Denmark		1,032		3,410
Estonia			522	522
Finland	3,968	5,841		56
Ireland		161		
Latvia				3,879
Lithuania		373		22,394
Norway	15,737	23,025	680	791
Sweden	770	2,256		79,290
United Kingdom	5,283	893,950	106,375	310,704
<b>SOUTHERN EUROPE</b>	<b>63,346</b>	<b>325,737</b>	<b>29,827</b>	<b>635,459</b>
Croatia		305	11	11
Greece		1,671		2,151
Italy	56,493	260,796	16,701	608,881
Portugal		3,833		
Spain	6,852	59,133	13,114	24,416
<b>WESTERN EUROPE</b>	<b>193,596</b>	<b>6,418,144</b>	<b>129,803</b>	<b>2,232,391</b>
Austria		3,419	5,512	17,562
Belgium	8,983	3,548,454	10,479	47,499
France	38,933	1,061,683	66,352	531,294
Germany	108,049	1,698,567	19,686	713,301
Luxembourg	32,605	32,605		
Netherlands	4,417	55,226	9,367	31,358
Switzerland	609	18,191	18,408	891,376

Contd.

## 10.13 Re-exports by Areas and Countries / Territories

(In Thousand Rupees)

Territories/Countries	December, 2017	Cumulative From July,2017	December, 2016	Cumulative From July,2016
<b>EASTERN AFRICA</b>		2,043		
Mauritius		2,043		
<b>NORTHERN AFRICA</b>		2,393	1,334	3,888
Algeria		687	1,160	2,597
Egypt(U.A.R.)		1,705	175	1,291
<b>SOUTHERN AFRICA</b>	110	46,327		12,171
South Africa	110	46,327		21
Swaziland				12,150
<b>WESTERN AFRICA</b>		4,159		
Guinea		4,159		
<b>EASTERN ASIA</b>				
China	1,548,996	6,134,862	438,659	2,175,610
Hong Kong S.A.Re.Chi	1,441,985	5,035,455	250,764	683,047
Japan	23,984	459,463	87,248	1,178,293
Korea D.P.Republic				130
Korea, Republic of		45,281	57,043	66,559
O.Asia(Tai.For.Pe.Ki	29	567	449	3,612
<b>SOUTH-CENTRAL ASIA</b>				
Afghanistan	313,583	417,244	21,103	131,347
Bangladesh	7,869	59,261	18,716	108,483
India	298,050	298,050		
Iran ( Islamic R.)	7,664	34,008	181	15,780
Kyrgyzstan/Kyrgyz R.		25,110		2,301
Sri Lanka		111	239	499
Turkmenistan			1,968	4,059
Uzbekistan				225
<b>SOUTH-EASTERN ASIA</b>				
Indonesia	214,304	1,912,047	150,362	1,548,141
Malaysia	33,529	267,946	4,711	316,643
Philippines	548	777,385	3,035	19,672
Singapore	2,173	11,509	969	7,136
Thailand	43,602	399,666	140,588	1,153,839
Viet Nam	134,453	360,377	26	48,633
<b>WESTERN ASIA</b>				
Azerbaijan	589,509	3,495,428	277,696	1,047,959
Bahrain		11,391		
Cyprus		42,422	31	31
Iraq		56,672		
Jordan		12,708	522	5,946
Kuwait		105		20,974
Oman		1,760	6,602	17,330
Qatar		1,114	2,086	52,482
Saudi Arabia	9,343	121,886	110,547	215,681
Turkey	363,169	424,688	1,948	177,920
United Arab Emirates	10,003	77,349	11,351	28,097
	206,994	2,745,334	144,609	529,497
<b>AUSTRALIA AND NEW ZEALAND</b>				
Australia		786	91	7,376
New Zealand		776	91	6,037
		11		1,338



## 10.14 Imports by Areas and Countries / Territories

(In Thousand Rupees)

Territories/Countries	December, 2017	Cumulative From July,2017	December, 2016	Cumulative From July,2016
<b>GRAND TOTALS</b>	<b>530,144,384</b>	<b>3,039,364,413</b>	<b>467,035,994</b>	<b>2,545,503,459</b>
<b>LATIN AMERICA</b>	<b>278,933</b>	<b>667,610</b>	<b>106,097</b>	<b>1,065,553</b>
Anguilla	11	22		
Antigua and Barbuda	2,403	5,957		
Aruba		23,871	154	154
Bahamas	2,247	11,930		763,843
Barbados	1,549	14,587	1,214	4,470
British Virgin Is.	240,969	240,969		33
Cayman Islands		127	6	8,755
Cuba		1,638		225
Dominica	2,857	9,285		4,285
Dominican Republic	2,164	11,048	2,862	16,503
Grenada			69	3,124
Guadeloupe		18		
Haiti	154	3,078		53
Jamaica	6,905	55,557	16,503	65,491
Montserrat		1,420		5
Netherlands Antilles	330	9,623	511	599
Puerto Rico	11,494	146,128	77,277	170,332
St.Kitts and Nevis		85,563	2,989	3,301
St. Lucia				3,911
St.Vincent/Grenadine				8
Trinidad and Tobago	7,848	46,520	4,512	17,865
Turks & Caicos Is.		269		2,592
US.Virgin Islands				5
<b>CENTRAL AMERICA</b>	<b>518,041</b>	<b>3,806,095</b>	<b>372,888</b>	<b>2,802,413</b>
Belize		6,332		4,903
Costa Rica	15,188	131,787	6,612	41,108
El Salvador	28	316	6	8
French West Indies		9		990
Guatemala	76,869	536,180	38,049	557,115
Honduras	8,703	32,044	2,333	16,711
Mexico	417,253	3,086,196	325,134	2,167,871
Nicaragua		681	517	574
Panama		12,549	238	13,134
<b>SOUTH AMERICA</b>	<b>2,051,151</b>	<b>50,232,963</b>	<b>3,445,099</b>	<b>33,751,184</b>
Argentina	193,023	11,898,894	1,977,531	13,568,223
Bolivia		626		3,938
Bouvet Island		364		86
Brazil	1,476,612	34,514,166	1,206,076	18,979,614
Chile	110,470	1,428,450	190,865	765,455
Colombia	27,027	147,183	29,659	73,996
Ecuador	166	61,887		14,062
French Guiana				16
Guyana	7,760	23,128		1,056
Paraguay	185,692	1,872,778	2,718	171,128
Peru	28,654	168,477	38,250	122,854
S.Georgia S.Sandw.Is		182		828
Suriname				3,324
Uruguay	21,747	94,136		46,478
Venezuela,Bolivar. R		22,693		125

Contd.

## 10.14 Imports by Areas and Countries / Territories

(In Thousand Rupees)

Territories/Countries	December, 2017	Cumulative From July,2017	December, 2016	Cumulative From July,2016
<b>NORTH AMERICA</b>	<b>32,364,045</b>	<b>164,885,732</b>	<b>31,726,640</b>	<b>147,618,398</b>
Bermuda	2,687,873	5,218,348		
Canada	8,187,801	24,496,245	11,164,239	35,315,209
Greenland				14
St.Pierre & Miquelon		1		
U.S.America	21,488,370	135,171,138	20,562,401	112,303,176
<b>EASTERN EUROPE</b>	<b>7,519,820</b>	<b>46,273,273</b>	<b>6,040,591</b>	<b>39,996,745</b>
Belarus	587,812	3,500,932	272,874	2,264,887
Bulgaria	121,551	1,208,169	160,478	984,512
Czech Republic	297,496	2,618,276	325,665	1,834,677
Hungary	615,233	5,293,858	436,885	2,971,547
Poland	805,470	5,009,480	778,699	4,170,948
Republic of Moldova	20,621	114,096	46,869	285,021
Romania	865,812	2,960,020	1,015,830	6,689,245
Russian Federation	3,146,730	12,218,551	2,116,916	14,362,999
Slovakia/Slovak R.	112,538	1,035,902	122,007	1,045,485
Ukraine	946,559	12,313,987	764,367	5,387,425
<b>NORTHERN EUROPE</b>	<b>11,836,381</b>	<b>68,868,694</b>	<b>9,349,395</b>	<b>53,649,427</b>
Denmark	2,994,661	6,279,496	838,963	3,861,279
Estonia	24,646	194,739	17,221	99,292
Faeroe Islands	4,288	4,462	5,003	5,724
Finland	361,505	4,110,375	416,391	2,964,224
Iceland	4,286	154,100	6,397	35,054
Ireland	399,472	4,141,078	332,052	3,838,504
Latvia	53,209	561,163	83,088	582,128
Lithuania	54,766	266,810	164,344	698,038
Norway	110,095	791,903	47,464	476,070
Svalbard/Jan May.Is.		693	67	67
Sweden	1,926,504	12,136,297	1,808,134	9,987,356
United Kingdom	5,902,949	40,227,578	5,630,273	31,101,691
<b>SOUTHERN EUROPE</b>	<b>8,444,413</b>	<b>46,174,386</b>	<b>5,896,517</b>	<b>42,912,239</b>
Albania	5	330	3,143	3,158
Andorra		20		281
Bosnia & Herzegovina	35	9,714	3,070	3,734
Croatia	99,912	184,299	7,113	283,262
Fr.Yugoslav R.Macedo				6,908
Gibraltar				1,024
Greece	268,729	659,934	58,444	289,656
Italy	5,370,880	32,293,354	4,076,643	26,356,535
Macedonia	9	983		
Malta	7,146	36,559	1,268	32,509
Portugal	197,318	1,519,077	129,088	1,164,944
San Marino	2,898	47,106	8,121	25,562
Serbia	12,925	46,910	60,157	1,923,166
Slovenia	42,902	301,260	48,934	211,716
Spain	2,441,655	11,074,841	1,500,535	12,609,784
<b>WESTERN EUROPE</b>	<b>40,739,106</b>	<b>224,023,116</b>	<b>27,208,038</b>	<b>165,972,887</b>
Austria	1,597,371	7,904,990	753,451	6,105,076
Belgium	4,557,166	19,741,352	3,416,952	17,904,466
Europien Union	5,401,070	35,841,106	6,307,458	32,647,869

Contd.

## 10.14 Imports by Areas and Countries / Territories

(In Thousand Rupees)

Territories/Countries	December, 2017	Cumulative From July,2017	December, 2016	Cumulative From July,2016
France	2,853,524	24,812,066	3,124,168	25,756,831
Germany	10,581,307	59,873,292	8,968,433	57,352,848
Liechtenstein	2,039	13,558	3,028	13,135
Luxembourg	3,022	389,709	12,941	252,266
Monaco	40	47		
Netherlands	13,671,316	59,405,137	2,552,193	14,228,370
Switzerland	2,072,251	16,041,859	2,069,416	11,712,026
<b>EASTERN AFRICA</b>	<b>6,450,548</b>	<b>33,016,852</b>	<b>6,119,457</b>	<b>32,850,241</b>
B.Indian Ocean Terr.		1,314		
Burundi	94,474	835,234	64,964	648,836
Comoros	11,065	32,885	10,725	93,817
Djibouti		3,375	4,968	34,194
Eritrea	448	5,979		5,137
Ethiopia	156,687	422,673	995,233	3,170,445
Kenya	5,264,370	26,803,535	4,380,113	22,636,018
Madagascar	86,585	394,105	93,522	432,070
Malawi	11,244	29,145	147	10,534
Mauritius	31,299	100,333	14,888	78,810
Mozambique	18,785	143,739	5,169	46,020
Reunion	16,252	124,653	26,434	96,271
Rwanda	229,248	1,673,053	211,831	1,608,472
Seychelles		23,185		15,089
Somalia	38,524	444,667	51,503	354,184
Uganda	110,534	572,920	53,044	340,739
U.R.of Tanzania	185,793	837,801	75,000	1,910,838
Zambia	191,793	507,551	115,892	1,279,089
Zimbabwe	3,446	60,706	16,023	89,677
<b>MIDDLE AFRICA</b>	<b>82,172</b>	<b>574,337</b>	<b>58,545</b>	<b>555,372</b>
Angola	87	2,966		19,834
Cameroon	14,483	93,386	21,351	139,732
Central African R.	276	222,190		322
Chad	701	18,140	24,212	100,529
Congo, Republic of	21,312	93,524	10,383	200,081
D.R.of Congo	2,682	5,300		29,448
Equatorial G.(Ri.Mi)	3,135	3,135		
Gabon	39,497	132,768	2,599	60,670
Sao Tome & Principe		2,927		4,755
<b>NORTHERN AFRICA</b>	<b>3,055,937</b>	<b>25,377,011</b>	<b>4,534,492</b>	<b>24,040,308</b>
Algeria		31,582		2,845
Egypt(U.A.R.)	841,927	9,674,011	1,154,993	7,933,884
Libya	66,881	282,701	48,218	417,493
Morocco	2,036,063	14,006,716	3,300,594	14,990,046
Sudan			26,224	424,354
South Sudan	58,830	1,076,584		
Tunisia	52,236	305,417	4,463	271,422
Western Sahara(Ri.De)		1		264
<b>SOUTHERN AFRICA</b>	<b>8,017,161</b>	<b>55,719,738</b>	<b>7,631,864</b>	<b>29,799,663</b>
Botswana		1,569		27
Canary Islands		18,106	981	981
French Southern Terr				5,802

Contd.

## 10.14 Imports by Areas and Countries / Territories

(In Thousand Rupees)

Territories/Countries	December, 2017	Cumulative From July,2017	December, 2016	Cumulative From July,2016
Lesotho				2
Namibia	18,396	153,788	37,408	118,912
South Africa	7,872,104	55,041,996	7,546,308	29,320,120
Swaziland	126,661	504,279	47,167	353,820
<b>WESTERN AFRICA</b>	<b>2,511,750</b>	<b>6,262,857</b>	<b>78,356</b>	<b>1,581,764</b>
Benin	19	23		388,477
Burkina Faso(Fr.Up.V	12	86,876	4	119,976
Cape Verde		3,253	7	7
Co,te d,Ivoire(Fr.Iv	2,450	572,331		374,841
Gambia		1,836		14,391
Ghana	16,913	119,972	50,529	201,333
Guinea		40,838	15	6,221
Liberia	947	14,114	240	2,258
Mali		2,760		14,730
Mauritania		110		3,100
Niger			21	21
Nigeria	2,483,616	4,828,102	7,117	43,184
Senegal	7,763	50,931	8,265	48,323
Sierra Leone	31	5,920	15	1,455
St. Helena		320		11,008
Togo		535,470	12,142	352,439
<b>EASTERN ASIA</b>	<b>188,741,100</b>	<b>1,013,947,106</b>	<b>172,652,667</b>	<b>937,751,063</b>
China	154,047,688	806,544,126	146,352,963	773,017,707
Hong Kong S.A.Re.Chi	829,247	5,120,766	600,653	3,369,669
Japan	19,037,680	127,552,140	15,758,728	104,485,807
Korea D.P.Republic	149,398	1,557,124	390,991	1,788,942
Korea, Republic of	8,509,226	47,767,708	6,231,886	34,500,073
Macao.China	876	3,042	113	1,592
O.Asia(Tai.For.Pe.Ki	6,166,986	25,402,200	3,317,333	20,587,272
<b>SOUTH-CENTRAL ASIA</b>	<b>24,121,939</b>	<b>134,466,970</b>	<b>21,798,393</b>	<b>122,990,173</b>
Afghanistan	4,758,926	30,742,122	2,451,706	22,862,935
Bangladesh	1,418,100	3,956,435	868,341	2,680,655
Bhutan	4,343	6,195		2,958
India	14,105,845	72,875,974	13,395,964	73,376,823
Iran ( Islamic R.)	2,864,924	20,780,466	3,076,715	16,368,038
Kazakstan	19,092	429,024	9,716	99,798
Kyrgyzstan/Kyrgyz R.	32	669	330	8,776
Maldives		57	290,996	661,372
Nepal	3,303	17,778	9,884	61,252
Sri Lanka	558,129	4,518,075	903,954	4,502,879
Tajikistan	172,600	267,647	642,663	823,911
Turkmenistan	182,068	787,007	136,401	1,395,874
Uzbekistan	34,577	85,523	11,722	144,902
<b>SOUTH-EASTERN ASIA</b>	<b>57,798,691</b>	<b>342,340,127</b>	<b>49,138,647</b>	<b>252,867,459</b>
Brunei Darussalam		166		
Cambodia Fr.Kampuche	12,903	47,515	785	57,468
Timor Leste		14		
Indonesia	22,222,105	134,465,609	22,785,249	103,408,468
Lao People's D.R.	934	2,593		680
Malaysia	10,912,505	64,698,556	6,936,090	49,087,691

Contd.

## 10.14 Imports by Areas and Countries / Territories

(In Thousand Rupees)

Territories/Countries	December, 2017	Cumulative From July,2017	December, 2016	Cumulative From July,2016
Myanmar	62,564	333,232	25,499	232,516
Philippines	532,803	5,110,928	209,321	1,460,938
Singapore	9,143,464	45,337,226	8,451,336	34,904,477
Thailand	11,172,490	68,278,568	8,095,776	49,662,048
Viet Nam	3,738,924	24,065,720	2,634,590	14,053,172
<b>WESTERN ASIA</b>	<b>131,665,555</b>	<b>792,008,517</b>	<b>117,305,813</b>	<b>631,879,276</b>
Armenia		9,169		7,593
Azerbaijan	99,697	184,179		8,685
Bahrain	566,094	3,802,332	360,319	2,056,677
Cyprus	88,220	162,517	18,404	84,365
Gaza Strip	4,920	8,688	1,600	2,072
Georgia	30	2,260	13,308	20,945
Iraq	927,590	5,112,099	69,231	1,380,336
Jordan	149,909	1,776,950	237,343	1,639,719
Kuwait	19,004,261	81,214,172	15,226,467	68,241,091
Lebanon	6,468	172,895	4,914	104,214
Oman	4,484,992	40,286,717	1,343,379	17,537,482
Qatar	18,308,437	88,269,053	9,721,611	49,915,999
Saudi Arabia	30,193,959	162,857,619	18,636,958	102,815,899
Syrian Arab Republic	52	12,792	14,599	60,355
Turkey	2,999,856	14,967,611	2,587,533	13,278,216
United Arab Emirates	54,792,949	392,363,156	68,646,605	374,143,211
Yemen	38,119	806,308	423,541	582,419
<b>AUSTRALIA AND NEW ZEALAND</b>	<b>3,937,720</b>	<b>30,681,327</b>	<b>3,570,772</b>	<b>23,300,297</b>
Australia	3,347,222	25,875,033	3,329,393	21,155,277
Christmas Islands	45	925	5,979	15,048
Cocos (Keeling) Is.	522	522	47	47
Heard/Mac Donald Is.		73		76
New Zealand	589,849	4,748,203	234,925	2,120,190
Norfolk Island		43		3,266
US.Minor Outlying Is	81	56,528	428	6,393
<b>MELANESIA</b>	<b>9,128</b>	<b>31,787</b>	<b>1,390</b>	<b>110,308</b>
Fiji		9,978	689	103,725
New Caledonia		275		
Papua New Guinea	7,690	15,605		
Solomon Islands	1,438	5,402	701	1,820
Vanuatu		527		4,763
<b>MICRONESIA</b>		<b>1,671</b>	<b>327</b>	<b>4,831</b>
Guam				11
Kiribati		1,671	314	4,807
Marshall Islands				1
Palau(Fr.pacific Is)			12	12
<b>POLYNESIA</b>	<b>793</b>	<b>4,242</b>	<b>6</b>	<b>3,858</b>
American Samoa		3,424		705
Cook Islands			1	1
French Polynesia		13		
Johnston Island			3	2,860
Pitcairn		6		
Samoa	672	672		
Tuvalu	121	126	2	292

## 10.15 Re-imports by Areas and Countries / Territories

(In Thousand Rupees)

Territories/Countries	December, 2017	Cumulative From July,2017	December, 2016	Cumulative From July,2016
<b>GRAND TOTALS</b>	<b>2,162,729</b>	<b>13,320,584</b>	<b>1,897,950</b>	<b>10,840,739</b>
<b>LATIN AMERICA</b>		<b>7,063</b>		
Cuba		454		
Netherlands Antilles		6,609		
<b>CENTRAL AMERICA</b>	<b>3,054</b>	<b>11,923</b>	<b>1,772</b>	<b>4,940</b>
Belize		1,412	1,728	2,244
Guatemala		2,131		2,111
Honduras	901	6,207	44	44
Mexico	10	29		541
Nicaragua	2,143	2,143		
<b>NORTH AMERICA</b>	<b>804,673</b>	<b>5,594,957</b>	<b>847,702</b>	<b>4,615,049</b>
Bermuda				63
Canada	110,534	783,214	115,894	519,408
U.S.America	694,139	4,811,743	731,808	4,095,578
<b>EASTERN EUROPE</b>	<b>7,905</b>	<b>37,753</b>	<b>4,272</b>	<b>11,459</b>
Bulgaria		2,407		
Czech Republic	3,094	3,130	2,324	3,330
Hungary	26	26		1
Poland	4,207	25,550	1,948	8,128
Romania	577	1,063		
Russian Federation		515		
Slovakia/Slovak R.		5,061		
<b>NORTHERN EUROPE</b>	<b>68,754</b>	<b>300,171</b>	<b>32,421</b>	<b>344,550</b>
Denmark	14,716	23,964	1,822	29,041
Finland	531	531	932	1,862
Ireland		5,246	3,962	8,099
Lithuania				901
Norway	2,058	3,086		2,995
Svalbard/Jan May.Is.				5,396
Sweden	23,453	63,761	3,308	47,373
United Kingdom	27,996	203,582	22,397	248,883
<b>SOUTHERN EUROPE</b>	<b>51,961</b>	<b>264,620</b>	<b>18,808</b>	<b>145,107</b>
Greece		2,069		
Italy	47,733	203,827	11,408	122,452
Portugal		989		
Slovenia	406	408		
Spain	3,822	57,326	7,400	22,655
<b>WESTERN EUROPE</b>	<b>110,187</b>	<b>436,150</b>	<b>98,590</b>	<b>425,658</b>
Austria		1,943	4	1,341
Belgium	38,455	100,785	41,269	130,373
France	2,810	23,454	123	25,539
Germany	20,484	210,553	33,261	169,272
Netherlands	12,275	46,774	19,343	58,774
Switzerland	36,163	52,641	4,591	40,359
<b>EASTERN AFRICA</b>	<b>3,054</b>	<b>14,424</b>		<b>33,231</b>
B.Indian Ocean Terr.		366		

Contd.

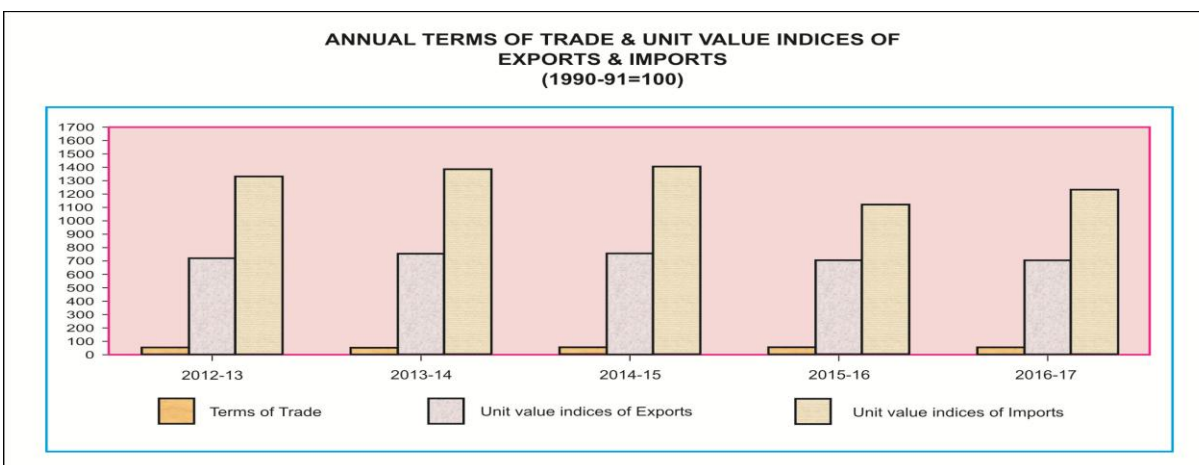
## 10.15 Re-imports by Areas and Countries / Territories

(In Thousand Rupees)

Territories/Countries	December, 2017	Cumulative From July,2017	December, 2016	Cumulative From July,2016
Ethiopia				28,590
Mauritius				625
Mozambique		1,176		
U.R.of Tanzania	3,054	12,882		
Zimbabwe				4,016
<b>MIDDLE AFRICA</b>			771	771
Central African R.			771	771
<b>NORTHERN AFRICA</b>		5,605	2,579	12,355
Egypt(U.A.R.)		472		707
Morocco		5,111	1,756	10,027
Tunisia		22	823	1,621
<b>SOUTHERN AFRICA</b>	47,674	110,932	38,404	74,473
South Africa	44,285	105,240	38,404	51,673
Swaziland	3,388	5,692		22,800
<b>WESTERN AFRICA</b>	22	22		1,337
Cape Verde				1,337
Gambia	22	22		
<b>EASTERN ASIA</b>	618,429	3,864,225	494,877	2,718,911
China	477,565	2,451,207	268,269	1,565,673
Hong Kong S.A.Re.Chi	19,271	118,248	23,719	139,067
Japan	71,967	856,019	148,665	614,160
Korea D.P.Republic		457		158
Korea, Republic of	25,667	167,757	19,344	132,033
O.Asia(Tai.For.Pe.Ki	23,958	270,538	34,880	267,820
<b>SOUTH-CENTRAL ASIA</b>	115,148	742,237	95,166	689,447
Bangladesh	637	9,826	14,177	35,881
India	100,151	617,213	69,973	584,418
Iran ( Islamic R.)	1,508	4,151	4,760	7,047
Sri Lanka	12,852	111,047	6,256	62,101
<b>SOUTH-EASTERN ASIA</b>	154,366	868,855	106,260	779,529
Indonesia	95,475	542,360	55,019	474,847
Malaysia	36,775	131,487	23,428	131,776
Philippines		173		163
Singapore	8,809	29,219	5,428	31,760
Thailand	9,937	111,051	18,388	94,732
Viet Nam	3,370	54,565	3,997	46,251
<b>WESTERN ASIA</b>	134,713	705,779	137,820	874,342
Bahrain	5,806	33,876	6,223	37,542
Jordan			686	686
Kuwait		261	370	370
Oman		5,513	273	9,566
Qatar		12,314		
Saudi Arabia	13,956	111,377	12,944	119,254
Syrian Arab Republic				31,802
Turkey	32,698	113,292	9,631	63,053
United Arab Emirates	82,253	429,146	107,692	612,070
<b>AUSTRALIA AND NEW ZEALAND</b>	42,789	355,867	18,507	109,579
Australia	42,789	355,867	18,507	85,494
Norfolk Island				24,085

### 10.16 Annual and Quarterly Terms of Trade and Unit Value Indices of Exports and Imports (1990-91=100)

Year/ Quarter	Terms of Trade	Unit Value Indices of Exports	Unit Value Indices of Imports
2012-13	53.81	715.45	1,329.56
2013-14	54.27	752.86	1,387.15
2014-15	54.43	759.21	1,394.74
2015-16	57.99	705.02	1,215.80
2016-17	58.64	703.39	1,199.54
2012-13 Jul-Sep	53.94	684.66	1,269.28
Oct-Dec	53.43	709.08	1,327.23
Jan-Mar	53.91	728.42	1,351.28
Apr-Jun	53.97	739.63	1,370.44
2013-14 Jul-Sep	54.54	745.76	1,367.33
Oct-Dec	54.61	745.57	1,365.33
Jan-Mar	54.80	771.50	1,407.91
Apr-Jun	53.17	748.62	1,408.02
2014-15 Jul-Sep	52.24	753.27	1,441.89
Oct-Dec	54.48	762.69	1,399.87
Jan-Mar	56.69	769.06	1,356.61
Apr-Jun	54.46	751.81	1,380.57
2015-16 Jul-Sep	54.97	712.89	1,296.84
Oct-Dec	58.35	701.89	1,202.89
Jan-Mar	59.56	703.02	1,180.31
Apr-Jun	59.36	702.28	1,183.17
2016-17 Jul-Sep	58.67	697.00	1,188.06
Oct-Dec	59.05	703.81	1,191.83
Jan-Mar	58.47	703.47	1,203.03
Apr-Jun	58.37	709.28	1,215.22
2017-18 Jul-Sep	58.76	707.53	1204.15
Oct-Dec *	59.16	715.14	1208.87





## 10.17 Index Numbers of Unit Values of Exports by Groups ( 1990-91=100 )

Year /Quarter	All Groups	Food & Live Animals	Beverages & Tobacco	Crude Materials Inedible Except Fuels	Mineral Fuels & Lubricants	Chemicals	Manufactured Goods	Machinery & Transport Equipment	Misc. Manufactured Articles	
2012-13	715.45	884.48	1052.54	958.74	1615.08	876.11	689.62	1603.48	657.15	
2013-14	752.86	954.07	1127.89	1009.57	1682.81	939.50	698.49	1650.17	700.75	
2014-15	759.21	1057.47	1148.80	999.87	1713.20	935.18	667.05	1789.37	728.76	
2015-16	705.02	944.46	1217.42	920.79	1092.25	1000.41	607.38	1873.58	774.38	
2016-17	703.39	912.62	1240.70	894.27	1136.42	1029.70	595.74	1740.35	799.30	
2012-13	Jul-Sep	684.66	867.43	999.22	924.18	1562.79	809.02	656.98	1584.13	636.74
	Oct-Dec	709.08	869.95	1036.60	944.56	1653.04	851.48	685.86	1590.79	658.79
	Jan-Mar	728.42	899.09	1086.12	982.32	1620.06	921.14	705.07	1618.96	666.01
	Apr-Jun	739.63	901.46	1088.20	983.88	1624.41	922.80	710.57	1620.03	667.06
2013-14	Jul-Sep	745.46	919.57	1098.87	1017.68	1634.63	934.11	713.43	1624.52	674.82
	Oct-Dec	745.57	952.49	1154.15	1023.78	1640.93	928.01	698.36	1631.05	723.57
	Jan-Mar	771.50	970.48	1164.01	1042.41	1659.59	941.60	722.66	1664.20	729.32
	Apr-Jun	748.62	973.74	1094.54	954.39	1796.09	954.26	659.51	1680.90	675.29
2014-15	Jul-Sep	753.27	1027.99	1123.85	988.05	1853.14	929.85	676.38	1722.41	692.43
	Oct-Dec	762.69	1071.97	1171.54	1000.56	1862.62	935.86	677.14	1781.57	740.31
	Jan-Mar	769.06	1075.01	1148.08	1030.34	1732.30	946.52	679.02	1787.10	728.26
	Apr-Jun	751.81	1054.91	1151.73	980.52	1404.75	928.49	635.66	1866.41	754.05
2015-16	Jul-Sep	712.89	973.60	1144.34	964.35	1423.80	994.53	628.77	1955.09	730.30
	Oct-Dec	701.89	935.34	1176.96	908.48	1022.94	995.70	601.06	1858.72	782.09
	Jan-Mar	703.02	929.68	1250.14	921.27	1045.51	1021.47	599.41	1866.25	795.28
	Apr-Jun	702.28	939.22	1298.25	889.05	876.75	989.95	600.29	1814.27	789.83
2016-17	Jul-Sep	697.00	972.71	1239.28	909.02	1069.37	993.34	590.69	1780.89	762.86
	Oct-Dec	703.81	928.54	1223.96	880.70	1080.33	1032.44	597.47	1719.51	794.66
	Jan-Mar	703.47	869.54	1211.78	876.35	1228.96	1025.79	599.28	1724.91	802.38
	Apr-Jun	709.28	879.70	1287.78	910.99	1167.02	1067.24	595.50	1736.07	837.29
2017-18	Jul-Sep	707.53	983.63	1157.74	928.64	1144.95	1062.88	577.94	1718.62	821.49
	Oct-Dec*	715.14	985.76	1104.99	1001.63	1400.72	1023.88	578.22	1711.85	821.12

\* : Provisional

## 10.18 Index Numbers of Unit Values of Imports by Groups ( 1990-91=100 )

Year/Quarter	All groups	Food and Live animals	Beverages & Tobacco	Crude materials inedible except fuels	Mineral fuels & Lubricants	Animal or Veg. oils & Fats	Chemicals	Manufactured goods	Machinery & Transport equipment	Misc. manufactured articles
2012-13	1,329.56	802.28	1,339.47	995.65	1,720.77	1,103.29	994.50	887.02	1,738.91	1,342.66
2013-14	1,387.15	838.74	1,446.20	1,046.35	1,757.91	1,054.13	1,098.60	899.66	1,866.32	1,458.63
2014-15	1,394.74	891.28	1,620.65	1,048.08	1,511.85	1,037.83	1,256.50	1,026.39	1,985.27	1,854.42
2015-16	1,215.80	839.11	1,700.77	1,031.47	919.48	1,011.65	1,193.67	920.53	1,913.99	2,376.63
2016-17	1,199.54	839.73	1,757.42	1,027.69	811.76	1,086.72	1,264.82	924.51	1,878.69	2,445.41
2012-13 Jul-Sep	1,269.28	791.42	1,310.88	925.57	1,623.49	1,189.26	939.61	875.46	1,610.53	1,323.94
Oct-Dec	1,327.23	794.08	1,328.36	995.64	1,764.03	1,111.45	1,009.58	881.11	1,680.20	1,327.27
Jan-Mar	1,351.28	800.25	1,350.09	1,017.46	1,761.13	1,048.35	989.23	877.44	1,804.52	1,345.00
Apr-Jun	1,370.44	823.38	1,368.54	1,043.92	1,734.43	1,064.11	1,039.59	914.05	1,860.39	1,374.43
2013-14 Jul-Sep	1,367.33	839.00	1,390.72	1,064.30	1,688.69	1,075.42	1,064.27	859.80	1,865.31	1,381.34
Oct-Dec	1,365.33	840.48	1,425.20	1,052.01	1,711.56	1,054.23	1,083.40	873.38	1,875.71	1,391.17
Jan-Mar	1,407.91	849.44	1,463.98	1,072.34	1,784.71	1,061.03	1,104.26	930.61	1,937.80	1,487.18
Apr-Jun	1,408.02	826.03	1,504.91	996.75	1,846.69	1,025.83	1,142.45	934.85	1,786.47	1,574.82
2014-15 Jul-Sep	1,441.89	882.91	1,551.52	1,050.88	1,810.51	1,040.06	1,218.48	993.38	1,889.96	1,701.41
Oct-Dec	1,399.87	893.21	1,590.81	1,065.79	1,522.96	1,056.54	1,254.97	1,030.45	1,969.44	1,807.08
Jan-Mar	1,356.61	895.47	1,651.30	1,039.03	1,366.90	1,006.23	1,256.20	1,044.23	1,995.28	1,892.80
Apr-Jun	1,380.57	893.54	1,688.98	1,036.61	1,347.03	1,048.50	1,296.34	1,037.49	2,086.41	2,016.39
2015-16 Jul-Sep	1,296.84	819.90	1,670.50	994.97	1,260.75	1,032.17	1,175.87	905.12	1,926.97	2,242.88
Oct-Dec	1,202.89	824.90	1,691.32	1,109.19	912.40	1,028.06	1,141.86	929.56	1,882.96	2,372.44
Jan-Mar	1,180.31	865.60	1,747.55	1,012.94	741.34	978.61	1,210.14	924.91	1,934.80	2,434.43
Apr-Jun	1,183.17	846.04	1,693.71	1,008.77	763.42	1,007.74	1,246.79	922.51	1,911.24	2,456.76
2016-17 Jul-Sep	1,188.06	816.59	1,708.34	1,025.79	778.82	1,026.36	1,251.62	925.94	1,888.38	2,512.37
Oct-Dec	1,191.83	833.16	1,782.93	1,030.30	738.98	1,164.61	1,309.73	976.44	1,863.34	2,643.91
Jan-Mar	1,203.03	838.92	1,794.93	1,003.50	863.49	1,080.97	1,269.88	878.71	1,864.85	2,327.08
Apr-Jun	1,215.22	870.25	1,743.47	1,051.17	865.73	1,074.94	1,228.04	916.94	1,898.20	2,298.27
2017-18 Jul-Sep	1204.15	942.64	1738.68	1054.78	811.87	1032.09	1289.49	873.98	1944.40	2505.71
Oct-Dec*	1208.87	946.81	1715.21	971.90	924.12	1036.51	1210.02	868.99	1891.17	2672.14

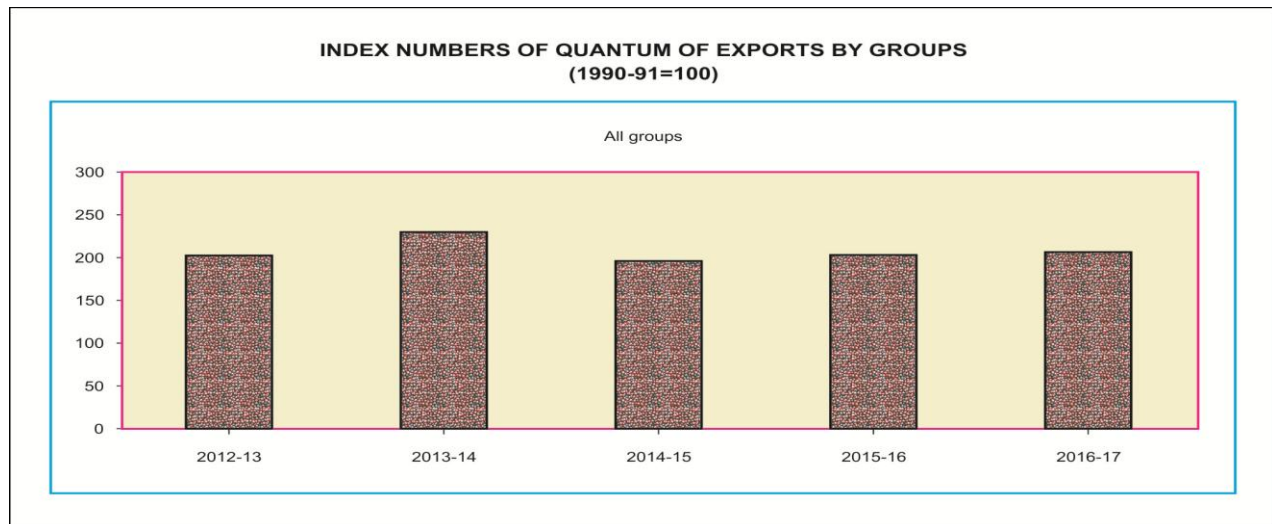
\* : Provisional

Note: Trade Indices of Imports and Terms of Trade From Jul-Sep, 2014 to Apr-Jun, 2017 has been revised

## 10.19 Index Numbers of Quantum of Exports by Groups (1990-91=100)

Year/Quarter	All groups	Food and Live animals	Beverages & Tobacco	Crude materials inedible except fuels	Mineral fuels & Lubricants	Chemicals	Manufactured goods	Machinery & Transport equipment	Misc. manufactured articles
2012-13	202.86	242.21	238.64	343.79	37.89	992.45	191.87	2,014.32	181.50
2013-14	229.80	280.96	175.45	447.47	409.09	1,010.41	189.96	2,056.66	226.38
2014-15	195.45	224.40	100.30	264.75	176.22	973.58	181.68	3,964.39	201.19
2015-16	203.66	243.09	112.67	307.85	57.34	689.93	182.42	3,767.50	223.68
2016-17	205.99	250.96	153.01	214.11	51.33	477.37	186.39	3,911.82	236.30
2012-13 Jul-Sep	182.10	193.42	203.51	300.83	29.33	962.68	175.53	2240.25	165.88
Oct-Dec	201.62	219.24	268.01	357.97	6.46	948.78	196.72	2835.50	174.64
Jan-Mar	208.98	289.31	307.37	350.05	53.72	840.47	192.71	1390.01	179.90
Apr-Jun	218.73	266.88	175.65	366.29	62.03	1217.85	202.51	1591.52	202.92
2013-14 Jul-Sep	242.65	254.75	215.28	392.89	1298.61	1052.88	213.28	1226.96	241.61
Oct-Dec	220.69	279.96	59.50	463.12	4.22	691.05	190.14	911.18	229.81
Jan-Mar	218.37	336.65	69.11	350.89	247.03	1153.88	186.14	4061.10	208.14
Apr-Jun	237.48	252.47	357.92	582.97	86.50	1143.82	170.28	2027.38	225.97
2014-15 Jul-Sep	201.64	189.93	90.87	389.05	361.14	952.31	183.05	4343.64	202.72
Oct-Dec	205.65	266.45	51.38	333.54	123.62	1240.35	187.56	3283.23	194.18
Jan-Mar	197.74	235.44	74.56	246.63	85.83	790.96	183.40	3932.27	205.36
Apr-Jun	176.75	205.76	184.39	89.77	134.28	910.69	172.69	4298.43	202.50
2015-16 Jul-Sep	187.10	183.52	68.33	285.36	76.97	1029.59	176.67	3211.01	194.95
Oct-Dec	193.24	251.95	54.14	218.76	50.57	778.60	177.06	2601.52	204.57
Jan-Mar	228.18	303.57	179.45	528.59	70.12	467.59	186.41	3782.17	256.89
Apr-Jun	206.13	233.33	148.74	198.69	31.70	483.95	189.54	5475.29	238.30
2016-17 Jul-Sep	189.72	161.56	101.01	178.53	29.85	560.84	185.85	5242.08	217.09
Oct-Dec	204.38	230.40	60.64	229.57	66.56	535.91	190.00	3267.99	228.32
Jan-Mar	222.94	344.66	375.12	230.59	60.11	330.08	185.81	1406.28	261.12
Apr-Jun	206.92	267.23	75.27	217.73	48.78	482.64	183.89	5730.94	238.65
2017-18 Jul-Sep	208.83	195.97	70.63	253.13	81.81	474.05	196.73	4311.95	242.12
Oct-Dec*	217.24	261.12	1141.54	265.85	65.50	381.88	197.94	392.41	243.71

\*: Provisional

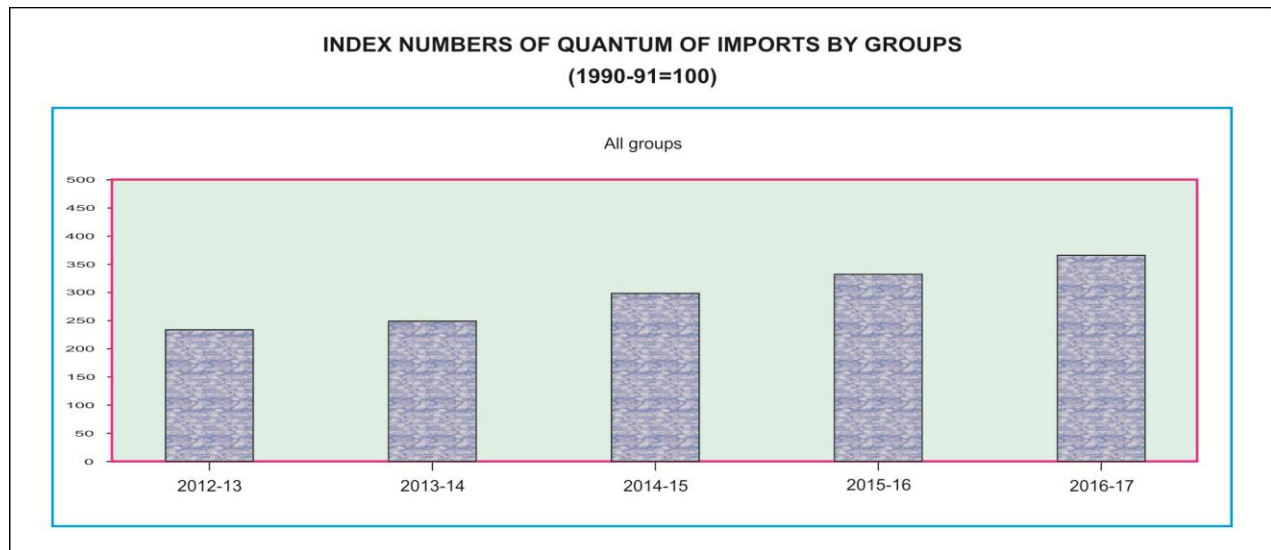


## 10.20 Index Numbers of Quantum of Imports by Groups ( 1990-91=100 )

Year/Quarter	All groups	Food and Live animals	Beverages & Tobacco	Crude materials inedible except fuels	Mineral fuels & Lubricants	Animal or Veg. oils & Fats	Chemicals	Manufactured goods	Machinery & Transport equipment	Misc. manufactured articles
2012-13	234.02	186.86	275.65	413.29	190.89	141.68	240.54	249.49	266.44	261.26
2013-14	249.40	162.10	317.18	491.04	185.66	182.37	253.03	312.32	283.06	286.91
2014-15	302.00	222.61	317.90	531.02	184.42	179.33	271.01	345.01	478.50	307.93
2015-16	338.04	273.06	287.46	628.07	185.23	221.25	266.35	319.43	584.63	405.89
2016-17	372.09	270.02	331.01	674.28	216.36	208.63	287.86	369.12	655.19	389.38
2012-13 Jul-Sep	233.97	153.48	320.06	335.17	199.90	165.49	246.32	226.37	289.12	221.18
Oct-Dec	229.54	203.59	244.78	355.04	192.53	115.62	250.79	260.53	247.53	297.57
Jan-Mar	223.34	205.75	273.94	531.28	168.62	148.57	209.02	245.75	221.78	281.19
Apr-Jun	249.22	184.62	263.80	431.66	202.47	137.03	256.03	265.29	307.32	245.07
2013-14 Jul-Sep	218.67	122.34	261.56	396.94	181.66	174.34	244.11	206.78	263.81	229.50
Oct-Dec	268.58	171.23	341.53	584.51	196.34	167.22	261.77	508.73	227.47	325.11
Jan-Mar	257.81	167.02	354.12	578.98	169.03	175.06	258.75	280.99	321.79	278.09
Apr-Jun	252.54	187.81	311.51	403.73	195.60	212.84	247.49	252.77	319.16	305.94
2014-15 Jul-Sep	302.79	322.99	416.31	354.13	197.38	189.47	275.38	273.72	521.40	302.25
Oct-Dec	304.19	229.82	369.89	685.69	186.84	167.77	270.55	274.76	470.31	296.49
Jan-Mar	294.10	174.63	205.90	595.97	144.66	163.79	258.24	482.00	428.76	371.67
Apr-Jun	306.91	162.98	279.49	488.27	208.80	196.30	279.88	349.54	493.54	261.29
2015-16 Jul-Sep	297.23	292.22	311.01	375.83	171.95	212.82	245.87	284.84	513.14	407.12
Oct-Dec	361.08	311.72	251.34	598.92	173.34	224.04	302.20	347.62	635.68	489.68
Jan-Mar	311.29	245.24	298.83	876.98	162.37	223.11	229.82	310.33	469.95	357.26
Apr-Jun	382.54	243.07	288.66	660.54	233.27	225.04	287.52	334.92	719.73	369.48
2016-17 Jul-Sep	324.26	222.22	243.38	417.44	204.18	192.07	272.18	374.67	545.17	392.47
Oct-Dec	352.36	286.10	379.05	576.31	213.16	204.04	300.94	367.29	589.25	403.18
Jan-Mar	414.50	312.94	243.74	878.87	201.43	217.82	275.54	350.76	818.18	415.75
Apr-Jun	397.06	258.83	457.87	824.50	246.65	220.58	302.79	383.76	668.15	346.10
2017-18 Jul-Sep	365.92	224.57	320.56	530.50	207.04	242.68	312.75	376.46	680.17	442.11
Oct-Dec*	372.07	218.61	238.51	598.41	232.48	232.29	341.87	334.21	652.45	505.88

\* : Provisional

Note: Trade Indices of Imports and Terms of Trade From Jul-Sep, 2014 to Apr-Jun, 2017 has been revised



### 10.21 Trade in Services (Summary) September, 2017

Rs. In Million  
Dollars in Thousands

Description	* September, 2017		** August, 2017		% Change in September, 2017 over August, 2017	
	Rs	\$	Rs	\$	Rs	\$
Export of Services (TOTAL)	<u>48,213.93</u>	<u>457,782.00</u>	<u>42,798.16</u>	<u>406,410.00</u>	12.65	12.64
1.Manufacturing services on physical inputs owned by others	0.00	0.00	0.00	0.00	0.00	0.00
2.Maintenance and repair services n.i.e.	193.79	1,840.00	109.52	1,040.00	76.94	76.92
3. Transport	9,512.56	90,320.00	9,259.72	87,930.00	2.73	2.72
4. Travel	3,168.05	30,080.00	3,146.60	29,880.00	0.68	0.67
5.Construction services	207.48	1,970.00	683.45	6,490.00	-69.64	-69.65
6. Insurance and Pension services	215.91	2,050.00	395.96	3,760.00	-45.47	-45.48
7. Financial services	3,157.51	29,980.00	722.41	6,860.00	337.08	337.03
8. Charges for the use of intellectual services	55.82	530.00	49.49	470.00	12.79	12.77
9. Telecommunication, Computer and information services	8,081.26	76,730.00	9,298.68	88,300.00	-13.09	-13.10
10. Other business services	7,915.08	75,152.00	11,172.53	106,094.00	-29.16	-29.16
11. Personal, cultural, and recreational services	111.64	1,060.00	103.83	986.00	7.52	7.51
12. Government services, n.i.e.	15,594.83	148,070.00	7,855.97	74,600.00	98.51	98.49
Import of Services (TOTAL)	<u>77,215.87</u>	<u>733,150.00</u>	<u>90,709.81</u>	<u>861,377.00</u>	-14.88	-14.89
1.Manufacturing services on physical inputs owned by others	0.00	0.00	0.00	0.00	0.00	0.00
2.Maintenance and repair services n.i.e.	737.24	7,000.00	737.16	7,000.00	0.01	0.00
3. Transport	34,644.19	328,940.00	35,245.60	334,691.00	-1.71	-1.72
4. Travel	15,684.35	148,920.00	24,440.92	232,090.00	-35.83	-35.84
5.Construction services	75.83	720.00	145.32	1,380.00	-47.82	-47.83
6. Insurance and Pension services	1,307.03	12,410.00	3,163.03	30,036.00	-58.68	-58.68
7. Financial services	1,890.51	17,950.00	1,175.24	11,160.00	60.86	60.84
8. Charges for the use of intellectual services	2,952.14	28,030.00	2,727.48	25,900.00	8.24	8.22
9. Telecommunication, Computer and information services	4,744.71	45,050.00	4,224.95	40,120.00	12.30	12.29
10. Other business services	10,290.88	97,710.00	13,923.81	132,220.00	-26.09	-26.10
11. Personal, cultural, and recreational services	45.29	430.00	94.77	900.00	-52.21	-52.22
12. Government services, n.i.e.	4,843.70	45,990.00	4,831.53	45,880.00	0.25	0.24

Description	* July - September 2017		** July - September 2016		% Change in July - September, 2017 over July - September, 2016	
	Rs	\$	Rs	\$	Rs	\$
Export of Services (TOTAL)	<u>133,903.15</u>	<u>1,271,017.00</u>	<u>125,995.74</u>	<u>1,204,163.00</u>	6.28	5.55
1.Manufacturing services on physical inputs owned by others	0.00	0.00	0.00	0.00	0.00	0.00
2.Maintenance and repair services n.i.e.	330.80	3,140.00	317.04	3,030.00	4.34	3.63
3. Transport	27,597.80	261,960.00	30,103.16	287,701.00	-8.32	-8.95
4. Travel	9,297.25	88,250.00	7,884.13	75,350.00	17.92	17.12
5.Construction services	1,611.87	15,300.00	2,573.98	24,600.00	-37.38	-37.80
6. Insurance and Pension services	811.20	7,700.00	1,383.67	13,224.00	-41.37	-41.77
7. Financial services	4,691.29	44,530.00	2,251.71	21,520.00	108.34	106.92
8. Charges for the use of intellectual services	183.31	1,740.00	147.53	1,410.00	24.25	23.40
9. Telecommunication, Computer and information services	26,501.10	251,550.00	23,040.29	220,200.00	15.02	14.24
10. Other business services	29,211.35	277,276.00	28,691.33	274,208.00	1.81	1.12
11. Personal, cultural, and recreational services	468.91	4,451.00	596.41	5,700.00	-21.38	-21.91
12. Government services, n.i.e.	33,198.27	315,120.00	29,006.49	277,220.00	14.45	13.67
Import of Services (TOTAL)	<u>262,984.60</u>	<u>2,496,266.00</u>	<u>247,088.03</u>	<u>2,361,462.00</u>	6.43	5.71
1.Manufacturing services on physical inputs owned by others	0.00	0.00	0.00	0.00	0.00	0.00
2.Maintenance and repair services n.i.e.	2,254.52	21,400.00	1,796.56	17,170.00	25.49	24.64
3. Transport	110,376.66	1,047,702.00	94,835.72	906,361.00	16.39	15.59
4. Travel	64,281.09	610,160.00	61,660.51	589,300.00	4.25	3.54
5.Construction services	223.34	2,120.00	138.12	1,320.00	61.70	60.61
6. Insurance and Pension services	5,709.92	54,199.00	5,721.36	54,680.00	-0.20	-0.88
7. Financial services	4,031.79	38,270.00	5,684.74	54,330.00	-29.08	-29.56
8. Charges for the use of intellectual services	7,752.79	73,590.00	8,147.81	77,870.00	-4.85	-5.50
9. Telecommunication, Computer and information services	12,588.41	119,490.00	11,645.72	111,300.00	8.09	7.36
10. Other business services	41,788.61	396,660.00	44,946.46	429,561.00	-7.03	-7.66
11. Personal, cultural, and recreational services	220.71	2,095.00	372.50	3,560.00	-40.75	-41.15
12. Government services, n.i.e.	13,756.76	130,580.00	12,138.53	116,010.00	13.33	12.56

\* Provisional figures based on figures provided by the State Bank of Pakistan.

\*\* Revised by SBP

Note:- SBP has switched over from BPM-5 to BPM 6th addition from July, 2014.

Note:- Dollar value is converted into Rupees on monthly average exchange rate provided by SBP.

September, 2017 (1\$=Rs.105.320690), August, 2017 (1\$=Rs. 105.307931) and September, 2016 (1\$=Rs. 104.539576) respectively.

## 10.22 Export of Services by Sectors (Detail) ( Monthly )

Description	Rs. in Millions Dollars in Thousands									
	* September, 2017		** August, 2017		** September, 2016		% Change in September, 2017 over			
	Rs	\$	Rs	\$	Rs	\$	August, 2017		September, 2016	
	Rs	\$	Rs	\$	Rs	\$	Rs	\$	Rs	\$
<b>Services</b>	<b>48,213.93</b>	<b>457,782.00</b>	<b>42,798.16</b>	<b>406,410.00</b>	<b>43,722.35</b>	<b>418,237.00</b>	12.65	12.64	10.27	9.46
<b>1.Manufacturing services on physical inputs owned by others</b>	<b>0.00</b>	<b>0.00</b>	<b>0.00</b>	<b>0.00</b>	<b>0.00</b>	<b>0.00</b>	0.00	0.00	0.00	0.00
1.1 Goods for processing in reporting economy	0.00	0.00	0.00	0.00	0.00	0.00	0.00	0.00	0.00	0.00
1.2 Goods for processing abroad	0.00	0.00	0.00	0.00	0.00	0.00	0.00	0.00	0.00	0.00
<b>2.Maintenance and repair services n.i.e.</b>	<b>193.79</b>	<b>1,840.00</b>	<b>109.52</b>	<b>1,040.00</b>	<b>39.73</b>	<b>380.00</b>	76.94	76.92	387.77	384.21
<b>3. Transport</b>	<b>9,512.56</b>	<b>90,320.00</b>	<b>9,259.72</b>	<b>87,930.00</b>	<b>8,660.80</b>	<b>82,847.00</b>	2.73	2.72	9.83	9.02
3.1 Sea transport	259.08	2,460.00	226.41	2,150.00	572.88	5,480.00	14.43	14.42	-54.78	-55.11
3.1.1 Passenger	0.00	0.00	0.00	0.00	0.00	0.00	0.00	0.00	0.00	0.00
3.1.2 Freight	126.38	1,200.00	126.37	1,200.00	41.82	400.00	0.01	0.00	202.20	200.00
3.1.3 Other	132.70	1,260.00	100.04	950.00	531.06	5,080.00	32.65	32.63	-75.01	-75.20
3.2 Air transport	8,597.33	81,630.00	8,680.53	82,430.00	7,458.90	71,350.00	-0.96	-0.97	15.26	14.41
3.1.1 Passenger	5,248.13	49,830.00	5,269.61	50,040.00	4,250.58	40,660.00	-0.41	-0.42	23.47	22.55
3.1.2 Freight	131.65	1,250.00	131.63	1,250.00	256.12	2,450.00	0.02	0.00	-48.60	-48.98
3.1.3 Other	3,217.55	30,550.00	3,279.29	31,140.00	2,952.20	28,240.00	-1.88	-1.89	8.99	8.18
3.3 Road transport	623.50	5,920.00	288.54	2,740.00	555.84	5,317.00	116.09	116.06	12.17	11.34
3.3.1 Passenger	0.00	0.00	0.00	0.00	0.00	0.00	0.00	0.00	0.00	0.00
3.3.2 Freight	623.50	5,920.00	288.54	2,740.00	555.84	5,317.00	116.09	116.06	12.17	11.34
3.3.3 Other	0.00	0.00	0.00	0.00	0.00	0.00	0.00	0.00	0.00	0.00
3.4 Rail transport	9.48	90.00	0.00	0.00	0.00	0.00	100.00	100.00	100.00	100.00
3.4.1 Passenger	0.00	0.00	0.00	0.00	0.00	0.00	0.00	0.00	0.00	0.00
3.4.2 Freight	0.00	0.00	0.00	0.00	0.00	0.00	0.00	0.00	0.00	0.00
3.4.3 Other	9.48	90.00	0.00	0.00	0.00	0.00	100.00	100.00	100.00	100.00
3.5 Postal and courier services	23.17	220.00	64.24	610.00	73.18	700.00	-63.93	-63.93	-68.34	-68.57
3.6 Electricity transmission	0.00	0.00	0.00	0.00	0.00	0.00	0.00	0.00	0.00	0.00
3.7 Other supporting and auxiliary transport service	0.00	0.00	0.00	0.00	0.00	0.00	0.00	0.00	0.00	0.00
<b>4. Travel</b>	<b>3,168.05</b>	<b>30,080.00</b>	<b>3,146.60</b>	<b>29,880.00</b>	<b>2,734.75</b>	<b>26,160.00</b>	0.68	0.67	15.84	14.98
4.1 Business	36.86	350.00	40.02	380.00	42.86	410.00	-7.90	-7.89	-14.00	-14.63
4.1.1 Acquisition of goods and services by border, seasonal, and other short-term workers	0.00	0.00	0.00	0.00	0.00	0.00	0.00	0.00	0.00	0.00
4.1.2 Other	36.86	350.00	40.02	380.00	42.86	410.00	-7.90	-7.89	-14.00	-14.63
4.2 Personal	3,131.19	29,730.00	3,106.58	29,500.00	2,691.89	25,750.00	0.79	0.78	16.32	15.46
4.2.1 Health-related expenditure	9.48	90.00	24.22	230.00	8.36	80.00	-60.86	-60.87	13.40	12.50
4.2.2 Education-related expenditure	88.47	840.00	86.35	820.00	144.26	1,380.00	2.46	2.44	-38.67	-39.13
4.2.3 Other	3,033.24	28,800.00	2,996.01	28,450.00	2,539.27	24,290.00	1.24	1.23	19.45	18.57
4.2.3.1 Religious travel	0.00	0.00	4.74	45.00	0.00	0.00	-100.00	-100.00	0.00	0.00
4.2.3.2 Other	3,033.24	28,800.00	2,991.27	28,405.00	2,539.27	24,290.00	1.40	1.39	19.45	18.57
<b>5.Construction services</b>	<b>207.48</b>	<b>1,970.00</b>	<b>683.45</b>	<b>6,490.00</b>	<b>525.83</b>	<b>5,030.00</b>	-69.64	-69.65	-60.54	-60.83
5.1 Construction abroad	207.48	1,970.00	683.45	6,490.00	525.83	5,030.00	-69.64	-69.65	-60.54	-60.83
5.2 Construction in the compiling economy	0.00	0.00	0.00	0.00	0.00	0.00	0.00	0.00	0.00	0.00
<b>6. Insurance and Pension services</b>	<b>215.91</b>	<b>2,050.00</b>	<b>395.96</b>	<b>3,760.00</b>	<b>413.98</b>	<b>3,960.00</b>	-45.47	-45.48	-47.85	-48.23
6.1 Direct Insurance	169.04	1,605.00	104.57	993.00	46.63	446.00	61.65	61.63	262.51	259.87
6.1.1 Life insurance	15.27	145.00	16.11	153.00	0.63	6.00	-5.21	-5.23	2323.81	2316.67
6.1.2 Freight insurance	0.00	0.00	0.00	0.00	0.00	0.00	0.00	0.00	0.00	0.00
6.1.3 Other direct insurance	153.77	1,460.00	88.46	840.00	46.00	440.00	73.83	73.81	234.28	231.82
6.2 Reinsurance	36.65	348.00	260.43	2,473.00	361.81	3,461.00	-85.93	-85.93	-89.87	-89.95
6.3 Auxiliary insurance services	10.22	97.00	30.96	294.00	5.54	53.00	-66.99	-67.01	84.48	83.02
6.4 Pension and standardized guarantee services	0.00	0.00	0.00	0.00	0.00	0.00	0.00	0.00	0.00	0.00

Contd.

## 10.22 Export of Services by Sectors (Detail) ( Monthly )

Rs. in Millions  
Dollars in Thousands

Description	* September, 2017		** August, 2017		** September, 2016		% Change in September, 2017 over			
							August, 2017		September, 2016	
	Rs	\$	Rs	\$	Rs	\$	Rs	\$	Rs	\$
<b>7. Financial services</b>	<b>3,157.51</b>	<b>29,980.00</b>	<b>722.41</b>	<b>6,860.00</b>	<b>791.37</b>	<b>7,570.00</b>	<b>337.08</b>	<b>337.03</b>	<b>298.99</b>	<b>296.04</b>
7.1 Explicitly charged and other financial services	3157.51	29980.00	722.41	6860.00	477.75	4570.00	337.08	337.03	560.91	556.02
7.2 Financial intermediation service charges indirectly measured (FISIM)	0.00	0.00	0.00	0.00	313.62	3000.00	0.00	0.00	-100.00	-100.00
<b>8. Charges for the use of intellectual services</b>	<b>55.82</b>	<b>530.00</b>	<b>49.49</b>	<b>470.00</b>	<b>0.00</b>	<b>0.00</b>	<b>12.79</b>	<b>12.77</b>	<b>100.00</b>	<b>100.00</b>
<b>9. Telecommunication, Computer and information services</b>	<b>8,081.26</b>	<b>76,730.00</b>	<b>9,298.68</b>	<b>88,300.00</b>	<b>7,573.90</b>	<b>72,450.00</b>	<b>-13.09</b>	<b>-13.10</b>	<b>6.70</b>	<b>5.91</b>
9.1 Telecommunications services	2,687.78	25,520.00	3,163.45	30,040.00	2,963.70	28,350.00	-15.04	-15.05	-9.31	-9.98
9.1.1 Call centres	735.35	6982.00	777.70	7385.00	699.79	6694.00	-5.45	-5.46	5.08	4.30
9.1.2 Telecommunication services	1952.43	18538.00	2385.75	22655.00	2263.91	21656.00	-18.16	-18.17	-13.76	-14.40
9.2 Computer services	5,381.90	51,100.00	6,129.97	58,210.00	4,602.89	44,030.00	-12.20	-12.21	16.92	16.06
9.2.1 Hardware consultancy services	8.43	80.00	32.22	306.00	21.54	206.00	-73.84	-73.86	-60.86	-61.17
9.2.2 Software consultancy services	2146.65	20382.00	2584.26	24540.00	1682.36	16093.00	-16.93	-16.94	27.60	26.65
9.2.3 Maintenance & repairs of computer	2.74	26.00	11.37	108.00	4.91	47.00	-75.90	-75.93	-44.20	-44.68
9.2.4 Export / Import of Computer Software	2255.13	21412.00	2627.01	24946.00	2365.21	22625.00	-14.16	-14.17	-4.65	-5.36
9.2.5 Other Computer services	968.95	9200.00	875.11	8310.00	528.87	5059.00	10.72	10.71	83.21	81.85
9.3 Information services	11.58	110.00	5.26	50.00	7.31	70.00	120.15	120.00	58.41	57.14
9.3.1 News agency services	4.84	46.00	2.21	21.00	4.91	47.00	119.00	119.05	-1.43	-2.13
9.3.2 Other information services	6.74	64.00	3.05	29.00	2.40	23.00	120.98	120.69	180.83	178.26
<b>10. Other business services</b>	<b>7,915.08</b>	<b>75,152.00</b>	<b>11,172.53</b>	<b>106,094.00</b>	<b>7,934.56</b>	<b>75,900.00</b>	<b>-29.16</b>	<b>-29.16</b>	<b>-0.25</b>	<b>-0.99</b>
10.1 Research and development services	84.26	800.00	150.59	1430.00	71.09	680.00	-44.05	-44.06	18.53	17.65
10.2 Professional and management consulting services	2135.91	20280.00	2208.31	20970.00	1636.05	15650.00	-3.28	-3.29	30.55	29.58
10.2.1 Legal, accounting, management consulting, and public relations	1,496.61	14,210.00	1,484.84	14,100.00	1,040.17	9,950.00	0.79	0.78	43.88	42.81
10.2.1.1 Legal services	120.07	1140.00	120.05	1140.00	133.81	1280.00	0.02	0.00	-10.27	-10.94
10.2.1.2 Accounting, auditing, bookkeeping, and tax consulting services	188.52	1790.00	423.34	4020.00	177.72	1700.00	-55.47	-55.47	6.08	5.29
10.2.1.3 Business and management consulting and public relations services	1188.02	11280.00	941.45	8940.00	728.64	6970.00	26.19	26.17	63.05	61.84
10.2.2 Advertising, market research, and public opinion polling	639.30	6070.00	723.47	6870.00	595.88	5700.00	-11.63	-11.64	7.29	6.49
10.3 Technical, trade-related and other business services	5,694.91	54,072.00	8,813.63	83,694.00	6,227.42	59,570.00	-35.39	-35.39	-8.55	-9.23
10.3.1 Architectural, engineering, scientific and other technical services	420.23	3990.00	1058.34	10050.00	473.56	4530.00	-60.29	-60.30	-11.26	-11.92
10.3.2 Waste treatment and de-pollution, agricultural and mining services	5.27	50.00	71.61	680.00	19.86	190.00	-92.64	-92.65	-73.46	-73.68
10.3.3 Operating leasing services	0.00	0.00	1.05	10.00	5.23	50.00	-100.00	-100.00	-100.00	-100.00
10.3.4 Trade-related services	74.78	710.00	80.56	765.00	7.42	71.00	-7.17	-7.19	907.82	900.00
10.3.5 Other business services n.i.e.	5194.63	49322.00	7602.07	72189.00	5721.35	54729.00	-31.67	-31.68	-9.21	-9.88
<b>11. Personal, cultural, and recreational services</b>	<b>111.64</b>	<b>1,060.00</b>	<b>103.83</b>	<b>986.00</b>	<b>214.31</b>	<b>2,050.00</b>	<b>7.52</b>	<b>7.51</b>	<b>-47.91</b>	<b>-48.29</b>
11.1 Audiovisual and related services	106.37	1,010.00	92.25	876.00	191.31	1,830.00	15.31	15.30	-44.40	-44.81
11.1.1 Audiovisual services	105.95	1006.00	92.14	875.00	136.01	1301.00	14.99	14.97	-22.10	-22.67
11.1.2 Artistic related services	0.42	4.00	0.11	1.00	55.30	529.00	281.82	300.00	-99.24	-99.24
11.2 Other personal, cultural, and recreational services	5.27	50.00	11.58	110.00	23.00	220.00	-54.49	-54.55	-77.09	-77.27
<b>12. Government services, n.i.e.</b>	<b>15,594.83</b>	<b>148,070.00</b>	<b>7,855.97</b>	<b>74,600.00</b>	<b>14,833.12</b>	<b>141,890.00</b>	<b>98.51</b>	<b>98.49</b>	<b>5.14</b>	<b>4.36</b>
12.1 Embassies and consulates	2817.33	26750.00	2954.94	28060.00	2899.93	27740.00	-4.66	-4.67	-2.85	-3.57
12.2 Military units and agencies	8257.14	78400.00	56.87	540.00	7086.74	67790.00	14419.32	14418.52	16.52	15.65
12.3 Other	4520.36	42920.00	4844.16	46000.00	4846.45	46360.00	-6.68	-6.70	-6.73	-7.42

\* Provisional \*\* Revised

Note: 1. The data are presented as per BPM6(EBOPS 2010) classification aligned with IMTS 2010 classification

### 10.23 Export of Services by Sector (Detail) (Cumulative)

Rs. in Millions  
Dollars in Thousands

Description	* July - September, 2017		** July - September, 2016		% Change in July - September, 2017 over July - September, 2016	
	Rs	\$	Rs	\$	Rs	\$
	<b>Services</b>	<b>133,903.15</b>	<b>1,271,017.00</b>	<b>125,995.74</b>	<b>1,204,163.00</b>	<b>6.28</b>
1.Manufacturing services on physical inputs owned by others	0.00	0.00	0.00	0.00	0.00	0.00
1.1 Goods for processing in reporting economy	0.00	0.00	0.00	0.00	0.00	0.00
1.2 Goods for processing abroad	0.00	0.00	0.00	0.00	0.00	0.00
2.Maintenance and repair services n.i.e.	330.80	3,140.00	317.04	3,030.00	4.34	3.63
3. Transport	27,597.80	261,960.00	30,103.16	287,701.00	-8.32	-8.95
3.1 Sea transport	724.82	6,880.00	1,054.71	10,080.00	-31.28	-31.75
3.1.1 Passenger	0.00	0.00	0.00	0.00	0.00	0.00
3.1.2 Freight	380.32	3,610.00	268.91	2,570.00	41.43	40.47
3.1.3 Other	344.50	3,270.00	785.80	7,510.00	-56.16	-56.46
3.2 Air transport	25,639.32	243,370.00	27,347.00	261,360.00	-6.24	-6.88
3.1.1 Passenger	15,961.76	151,510.00	13,360.65	127,690.00	19.47	18.65
3.1.2 Freight	361.35	3,430.00	755.45	7,220.00	-52.17	-52.49
3.1.3 Other	9,316.21	88,430.00	13,230.90	126,450.00	-29.59	-30.07
3.3 Road transport	1,118.83	10,620.00	1,620.88	15,491.00	-30.97	-31.44
3.3.1 Passenger	0.00	0.00	0.00	0.00	0.00	0.00
3.3.2 Freight	1,118.83	10,620.00	1,620.88	15,491.00	-30.97	-31.44
3.3.3 Other	0.00	0.00	0.00	0.00	0.00	0.00
3.4 Rail transport	9.48	90.00	0.00	0.00	100.00	100.00
3.4.1 Passenger	0.00	0.00	0.00	0.00	0.00	0.00
3.4.2 Freight	0.00	0.00	0.00	0.00	0.00	0.00
3.4.3 Other	9.48	90.00	0.00	0.00	100.00	100.00
3.5 Postal and courier services	105.35	1,000.00	80.57	770.00	30.76	29.87
3.6 Electricity transmission	0.00	0.00	0.00	0.00	0.00	0.00
3.7 Other supporting and auxiliary transport service	0.00	0.00	0.00	0.00	0.00	0.00
4. Travel	9,297.25	88,250.00	7,884.13	75,350.00	17.92	17.12
4.1 Business	103.24	980.00	175.78	1,680.00	-41.27	-41.67
4.1.1 Acquisition of goods and services by border, seasonal, and other short-term workers	0.00	0.00	0.00	0.00	0.00	0.00
4.1.2 Other	103.24	980.00	175.78	1,680.00	-41.27	-41.67
4.2 Personal	9,194.01	87,270.00	7,708.35	73,670.00	19.27	18.46
4.2.1 Health-related expenditure	45.30	430.00	23.02	220.00	96.79	95.45
4.2.2 Education-related expenditure	214.92	2,040.00	256.35	2,450.00	-16.16	-16.73
4.2.3 Other	8,933.79	84,800.00	7,428.98	71,000.00	20.26	19.44
4.2.3.1 Religious travel	10.54	100.00	1.57	15.00	571.34	566.67
4.2.3.2 Other	8,923.25	84,700.00	7,427.41	70,985.00	20.14	19.32
5.Construction services	1,611.87	15,300.00	2,573.98	24,600.00	-37.38	-37.80
5.1 Construction abroad	1,611.87	15,300.00	2,573.98	24,600.00	-37.38	-37.80
5.2 Construction in the compiling economy	0.00	0.00	0.00	0.00	0.00	0.00
6. Insurance and Pension services	811.20	7,700.00	1,383.67	13,224.00	-41.37	-41.77
6.1 Direct Insurance	442.79	4,203.00	529.76	5,063.00	-16.42	-16.99
6.1.1 Life insurance	32.97	313.00	4.50	43.00	632.67	627.91
6.1.2 Freight insurance	0.00	0.00	3.14	30.00	-100.00	-100.00
6.1.3 Other direct insurance	409.82	3,890.00	522.12	4,990.00	-21.51	-22.04
6.2 Reinsurance	297.51	2,824.00	826.50	7,899.00	-64.00	-64.25
6.3 Auxiliary insurance services	70.90	673.00	27.41	262.00	158.66	156.87
6.4 Pension and standardized guarantee services	0.00	0.00	0.00	0.00	0.00	0.00

Contd.



### 10.23 Export of Services by Sector (Detail) (Cummulative)

Rs. in Millions  
Dollars in Thousands

Description	* July - September, 2017		** July - September, 2016		% Change in July - September, 2017 over July - September, 2016	
	Rs	\$	Rs	\$	Rs	\$
	7. Financial services	4,691.29	44,530.00	2,251.71	21,520.00	108.34
7.1 Explicitly charged and other financial services	4,691.29	44,530.00	1,519.28	14,520.00	208.78	206.68
7.2 Financial intermediation service charges indirectly measured (FISIM)	0.00	0.00	732.43	7,000.00	-100.00	-100.00
8. Charges for the use of intellectual services	183.31	1,740.00	147.53	1,410.00	24.25	23.40
9. Telecommunication, Computer and information services	26,501.10	251,550.00	23,040.29	220,200.00	15.02	14.24
9.1 Telecommunications services	9,287.76	88,160.00	9,603.26	91,780.00	-3.29	-3.94
9.1.1 Call centres	2,330.68	22,123.00	2,060.02	19,688.00	13.14	12.37
9.1.2 Telecommunication services	6,957.08	66,037.00	7,543.24	72,092.00	-7.77	-8.40
9.2 Computer services	17,159.61	162,880.00	13,407.74	128,140.00	27.98	27.11
9.2.1 Hardware consultancy services	85.55	812.00	52.84	505.00	61.90	60.79
9.2.2 Software consultancy services	7,874.69	74,747.00	5,035.07	48,121.00	56.40	55.33
9.2.3 Maintenance & repairs of computer	43.93	417.00	29.19	279.00	50.50	49.46
9.2.4 Export / Import of Computer Software	6,550.53	62,178.00	6,686.71	63,906.00	-2.04	-2.70
9.2.5 Other Computer services	2,604.91	24,726.00	1,603.93	15,329.00	62.41	61.30
9.3 Information services	53.73	510.00	29.29	280.00	83.44	82.14
9.3.1 News agency services	15.49	147.00	20.61	197.00	-24.84	-25.38
9.3.2 Other information services	38.24	363.00	8.68	83.00	340.55	337.35
10. Other business services	29,211.35	277,276.00	28,691.33	274,208.00	1.81	1.12
10.1 Research and development services	305.52	2,900.00	190.43	1,820.00	60.44	59.34
10.2 Professional and management consulting services	6333.71	60120.00	5163.66	49350.00	22.66	21.82
10.2.1 Legal, accounting, management consulting, and public relations	4,237.22	40,220.00	3,451.86	32,990.00	22.75	21.92
10.2.1.1 Legal services	426.67	4,050.00	355.75	3,400.00	19.94	19.12
10.2.1.2 Accounting, auditing, bookkeeping, and tax consulting services	762.74	7,240.00	435.28	4,160.00	75.23	74.04
10.2.1.3 Business and management consulting and public relations services	3,047.81	28,930.00	2,660.83	25,430.00	14.54	13.76
10.2.2 Advertising, market research, and public opinion polling	2,096.49	19,900.00	1,711.80	16,360.00	22.47	21.64
10.3 Technical, trade-related and other business services	22,572.12	214,256.00	23,337.24	223,038.00	-3.28	-3.94
10.3.1 Architectural, engineering, scientific and other technical services	1,989.03	18,880.00	1,452.31	13,880.00	36.96	36.02
10.3.2 Waste treatment and de-pollution, agricultural and mining services	82.17	780.00	68.01	650.00	20.82	20.00
10.3.3 Operating leasing services	1.05	10.00	18.83	180.00	-94.42	-94.44
10.3.4 Trade-related services	169.09	1,605.00	87.37	835.00	93.53	92.22
10.3.5 Other business services n.i.e.	20,330.78	192,981.00	21,710.72	207,493.00	-6.36	-6.99
11. Personal, cultural, and recreational services	468.91	4,451.00	596.41	5,700.00	-21.38	-21.91
11.1 Audiovisual and related services	435.20	4,131.00	544.09	5,200.00	-20.01	-20.56
11.1.1 Audiovisual services	434.36	4,123.00	467.50	4,468.00	-7.09	-7.72
11.1.2 Artistic related services	0.84	8.00	76.59	732.00	-98.90	-98.91
11.2 Other personal, cultural, and recreational services	33.71	320.00	52.32	500.00	-35.57	-36.00
12. Government services, n.i.e.	33,198.27	315,120.00	29,006.49	277,220.00	14.45	13.67
12.1 Embassies and consulates	10,004.15	94,960.00	6,688.17	63,920.00	49.58	48.56
12.2 Military units and agencies	9,183.46	87,170.00	7,376.66	70,500.00	24.49	23.65
12.3 Other	14,010.66	132,990.00	14,941.66	142,800.00	-6.23	-6.87

\* Provisional \*\* Revised

Note: 1. The data are presented as per BPM6(EBOPS 2010) classification aligned with IMTS 2010 classification

### 10.24 Import of Services by Sectors (Detail) ( Monthly )

Description	Rs. in Millions Dollars in Thousands									
	* September, 2017		** August, 2017		** September, 2016		% Change in September, 2017 over			
							August, 2017		September, 2016	
	Rs	\$	Rs	\$	Rs	\$	Rs	\$	Rs	\$
<b>Services</b>	<u>77,215.87</u>	<u>733,150.00</u>	<u>90,709.81</u>	<u>861,377.00</u>	<u>82,704.70</u>	<u>791,133.00</u>	-14.88	-14.89	-6.64	-7.33
1.Manufacturing services on physical inputs owned by others	0.00	0.00	0.00	0.00	0.00	0.00	0.00	0.00	0.00	0.00
1.1 Goods for processing in reporting economy	0.00	0.00	0.00	0.00	0.00	0.00	0.00	0.00	0.00	0.00
1.2 Goods for processing abroad	0.00	0.00	0.00	0.00	0.00	0.00	0.00	0.00	0.00	0.00
2.Maintenance and repair services n.i.e.	737.24	7,000.00	737.16	7,000.00	313.62	3,000.00	0.01	0.00	135.07	133.33
3. Transport	34,644.19	328,940.00	35,245.60	334,691.00	30,771.33	294,351.00	-1.71	-1.72	12.59	11.75
3.1 Sea transport	20,634.43	195,920.00	21,259.56	201,880.00	17,049.36	163,090.00	-2.94	-2.95	21.03	20.13
3.1.1 Passenger	0.00	0.00	0.00	0.00	0.00	0.00	0.00	0.00	0.00	0.00
3.1.2 Freight	18,152.02	172,350.00	19,360.86	183,850.00	15,247.10	145,850.00	-6.24	-6.26	19.05	18.17
3.1.3 Other	2,482.41	23,570.00	1,898.70	18,030.00	1,802.26	17,240.00	30.74	30.73	37.74	36.72
3.2 Air transport	13,592.69	129,060.00	13,633.16	129,460.00	12,483.07	119,410.00	-0.30	-0.31	8.89	8.08
3.1.1 Passenger	10,539.44	100,070.00	10,538.16	100,070.00	7,680.52	73,470.00	0.01	0.00	37.22	36.21
3.1.2 Freight	1,913.68	18,170.00	1,923.98	18,270.00	1,406.06	13,450.00	-0.54	-0.55	36.10	35.09
3.1.3 Other	1,139.57	10,820.00	1,171.02	11,120.00	3,396.49	32,490.00	-2.69	-2.70	-66.45	-66.70
3.3 Road transport	241.92	2,297.00	169.12	1,606.00	219.43	2,099.00	43.05	43.03	10.25	9.43
3.3.1 Passenger	0.00	0.00	0.00	0.00	0.00	0.00	0.00	0.00	0.00	0.00
3.3.2 Freight	135.55	1,287.00	169.12	1,606.00	101.30	969.00	-19.85	-19.86	33.81	32.82
3.3.3 Other	106.37	1,010.00	0.00	0.00	118.13	1,130.00	100.00	100.00	-9.96	-10.62
3.4 Rail transport	72.99	693.00	91.09	865.00	54.57	522.00	-19.87	-19.88	33.75	32.76
3.4.1 Passenger	72.99	693.00	91.09	865.00	54.57	522.00	-19.87	-19.88	33.75	32.76
3.4.2 Freight	0.00	0.00	0.00	0.00	0.00	0.00	0.00	0.00	0.00	0.00
3.4.3 Other	0.00	0.00	0.00	0.00	0.00	0.00	0.00	0.00	0.00	0.00
3.5 Postal and courier services	102.16	970.00	92.67	880.00	964.90	9,230.00	10.24	10.23	-89.41	-89.49
3.6 Electricity transmission	0.00	0.00	0.00	0.00	0.00	0.00	0.00	0.00	0.00	0.00
3.7 Other supporting and auxiliary transport	0.00	0.00	0.00	0.00	0.00	0.00	0.00	0.00	0.00	0.00
4. Travel	15,684.35	148,920.00	24,440.92	232,090.00	20,499.18	196,090.00	-35.83	-35.84	-23.49	-24.06
4.1 Business	500.27	4,750.00	292.76	2,780.00	229.99	2,200.00	70.88	70.86	117.52	115.91
4.1.1 Acquisition of goods and services by border, seasonal, and other short-term workers	0.00	0.00	0.00	0.00	0.00	0.00	0.00	0.00	0.00	0.00
4.1.2 Other	500.27	4,750.00	292.76	2,780.00	229.99	2,200.00	70.88	70.86	117.52	115.91
4.2 Personal	15,184.08	144,170.00	24,148.16	229,310.00	20,269.19	193,890.00	-37.12	-37.13	-25.09	-25.64
4.2.1 Health-related expenditure	27.38	260.00	114.79	1,090.00	53.32	510.00	-76.15	-76.15	-48.65	-49.02
4.2.2 Education-related expenditure	1,764.12	16,750.00	1,105.73	10,500.00	906.36	8,670.00	59.54	59.52	94.64	93.19
4.2.3 Other	13,392.58	127,160.00	22,927.64	217,720.00	19,309.51	184,710.00	-41.59	-41.59	-30.64	-31.16
4.2.3.1 Religious travel	633.29	6,013.00	6,372.50	60,513.00	8,327.94	79,663.00	-90.06	-90.06	-92.40	-92.45
4.2.3.2 Other	12,759.29	121,147.00	16,555.14	157,207.00	10,981.57	105,047.00	-22.93	-22.94	16.19	15.33
5.Construction services	75.83	720.00	145.32	1,380.00	1.05	10.00	-47.82	-47.83	7121.90	7100.00
5.1 Construction abroad	0.00	0.00	0.00	0.00	0.00	0.00	0.00	0.00	0.00	0.00
5.2 Construction in the compiling economy	75.83	720.00	145.32	1,380.00	1.05	10.00	-47.82	-47.83	7121.90	7100.00
6. Insurance and Pension services	1,307.03	12,410.00	3,163.03	30,036.00	1,581.67	15,130.00	-58.68	-58.68	-17.36	-17.98
6.1 Direct Insurance	322.07	3,058.00	539.18	5,120.00	400.48	3,831.00	-40.27	-40.27	-19.58	-20.18
6.1.1 Life insurance	4.00	38.00	0.00	0.00	0.10	1.00	100.00	100.00	3900.00	3700.00
6.1.2 Freight insurance	179.05	1,700.00	208.51	1,980.00	369.02	3,530.00	-14.13	-14.14	-51.48	-51.84
6.1.3 Other direct insurance	139.02	1,320.00	330.67	3,140.00	31.36	300.00	-57.96	-57.96	343.30	340.00
6.2 Reinsurance	973.80	9,246.00	2,516.44	23,896.00	1,180.98	11,297.00	-61.30	-61.31	-17.54	-18.16
6.3 Auxiliary insurance services	11.16	106.00	107.41	1,020.00	0.21	2.00	-89.61	-89.61	5214.29	5200.00
6.4 Pension and standardized guarantee services	0.00	0.00	0.00	0.00	0.00	0.00	0.00	0.00	0.00	0.00

Contd.

### 10.24 Import of Services by Sectors (Detail) ( Monthly )

Description	Rs. in Millions Dollars in Thousands									
	* September, 2017		** August, 2017		** September, 2016		% Change in September, 2017 over			
	Rs	\$	Rs	\$	Rs	\$	August, 2017		September, 2016	
							Rs	\$	Rs	\$
7. Financial services	1,890.51	17,950.00	1,175.24	11,160.00	1,555.55	14,880.00	60.86	60.84	21.53	20.63
7.1 Explicitly charged and other financial services	1,890.51	17,950.00	1,175.24	11,160.00	1,137.39	10,880.00	60.86	60.84	66.21	64.98
7.2 Financial intermediation service charges indirectly measured (FISIM)	0.00	0.00	0.00	0.00	418.16	4,000.00	0.00	0.00	-100.00	-100.00
8. Charges for the use of intellectual services	2,952.14	28,030.00	2,727.48	25,900.00	2,328.10	22,270.00	8.24	8.22	26.80	25.86
9. Telecommunication, Computer and information services	4,744.71	45,050.00	4,224.95	40,120.00	3,963.10	37,910.00	12.30	12.29	19.72	18.83
9.1 Telecommunications services	1,021.62	9,700.00	1,146.80	10,890.00	592.73	5,670.00	-10.92	-10.93	72.36	71.08
9.1.1 Call centres	0.11	1.00	0.00	0.00	0.10	1.00	100.00	100.00	10.00	0.00
9.1.2 Telecommunication services	1,021.51	9,699.00	1,146.80	10,890.00	592.63	5,669.00	-10.93	-10.94	72.37	71.09
9.2 Computer services	3,597.76	34,160.00	2,949.67	28,010.00	3,272.10	31,300.00	21.97	21.96	9.95	9.14
9.2.1 Hardware consultancy services	102.79	976.00	0.00	0.00	1.05	10.00	100.00	100.00	9689.52	9660.00
9.2.2 Software consultancy services	548.83	5,211.00	902.17	8,567.00	2,981.68	28,522.00	-39.17	-39.17	-81.59	-81.73
9.2.3 Maintenance & repairs of computer	2.53	24.00	30.54	290.00	76.42	731.00	-91.72	-91.72	-96.69	-96.72
9.2.4 Export / Import of Computer Software	2,863.46	27,188.00	1,971.47	18,721.00	151.79	1,452.00	45.24	45.23	1786.46	1772.45
9.2.5 Other Computer services	80.15	761.00	45.49	432.00	61.16	585.00	76.19	76.16	31.05	30.09
9.3 Information services	125.33	1,190.00	128.48	1,220.00	98.27	940.00	-2.45	-2.46	27.54	26.60
9.3.1 News agency services	105.53	1,002.00	76.14	723.00	93.25	892.00	38.60	38.59	13.17	12.33
9.3.2 Other information services	19.80	188.00	52.34	497.00	5.02	48.00	-62.17	-62.17	294.42	291.67
10. Other business services	10,290.88	97,710.00	13,923.81	132,220.00	13,999.61	133,917.00	-26.09	-26.10	-26.49	-27.04
10.1 Research and development services	78.99	750.00	17.90	170.00	6.27	60.00	341.28	341.18	1159.81	1150.00
10.2 Professional and management consulting services	424.44	4,030.00	1,850.26	17,570.00	312.57	2,990.00	-77.06	-77.06	35.79	34.78
10.2.1 Legal, accounting, management consulting, and public relations	94.79	900.00	1,439.56	13,670.00	80.49	770.00	-93.42	-93.42	17.77	16.88
10.2.1.1 Legal services	23.17	220.00	187.45	1,780.00	4.18	40.00	-87.64	-87.64	454.31	450.00
10.2.1.2 Accounting, auditing, bookkeeping, and tax consulting services	3.16	30.00	10.53	100.00	6.27	60.00	-69.99	-70.00	-49.60	-50.00
10.2.1.3 Business and management consulting and public relations services	68.46	650.00	1,241.58	11,790.00	70.04	670.00	-94.49	-94.49	-2.26	-2.99
10.2.2 Advertising, market research, and public opinion polling	329.65	3,130.00	410.70	3,900.00	232.08	2,220.00	-19.73	-19.74	42.04	40.99
10.3 Technical, trade-related and other business services	9,787.45	92,930.00	12,055.65	114,480.00	13,680.77	130,867.00	-18.81	-18.82	-28.46	-28.99
10.3.1 Architectural, engineering, scientific and other technical services	874.16	8,300.00	471.78	4,480.00	1,790.76	17,130.00	85.29	85.27	-51.18	-51.55
10.3.2 Waste treatment and de-pollution, agricultural and mining services	0.00	0.00	0.00	0.00	2.09	20.00	0.00	0.00	-100.00	-100.00
10.3.3 Operating leasing services	1,006.87	9,560.00	1,592.26	15,120.00	1,021.35	9,770.00	-36.76	-36.77	-1.42	-2.15
10.3.4 Trade-related services	4.63	44.00	26.43	251.00	95.44	913.00	-82.48	-82.47	-95.15	-95.18
10.3.5 Other business services n.i.e.	7,901.79	75,026.00	9,965.18	94,629.00	10,771.13	103,034.00	-20.71	-20.72	-26.64	-27.18
11. Personal, cultural, and recreational services	45.29	430.00	94.77	900.00	54.88	525.00	-52.21	-52.22	-17.47	-18.10
11.1 Audiovisual and related services	25.28	240.00	32.64	310.00	49.65	475.00	-22.55	-22.58	-49.08	-49.47
11.1.1 Audiovisual services	25.07	238.00	32.43	308.00	49.55	474.00	-22.70	-22.73	-49.40	-49.79
11.1.2 Artistic related services	0.21	2.00	0.21	2.00	0.10	1.00	0.00	0.00	110.00	100.00
11.2 Other personal, cultural, and recreational services	20.01	190.00	62.13	590.00	5.23	50.00	-67.79	-67.80	282.60	280.00
12. Government services, n.i.e.	4,843.70	45,990.00	4,831.53	45,880.00	7,636.61	73,050.00	0.25	0.24	-36.57	-37.04
12.1 Embassies and consulates	1,190.12	11,300.00	2,188.30	20,780.00	660.69	6,320.00	-45.61	-45.62	80.13	78.80
12.2 Military units and agencies	3.16	30.00	24.22	230.00	19.86	190.00	-86.95	-86.96	-84.09	-84.21
12.3 Other	3,650.42	34,660.00	2,619.01	24,870.00	6,956.06	66,540.00	39.38	39.36	-47.52	-47.91

\* Provisional \*\* Revised

Contd.

Note: 1. The data are presented as per BPM6(EBOPS 2010) classification aligned with IMTS 2010 classification

### 10.25 Import of Services by Sector (Detail) ( Cumulative)

Rs. in Millions  
Dollars in Thousands

Description	* July - September, 2017		** July - September, 2016		% Change in July - September, 2017 over July - September, 2016	
	Rs	\$	Rs	\$	Rs	\$
	<b>Services</b>	<b>262,984.60</b>	<b>2,496,266.00</b>	<b>247,088.03</b>	<b>2,361,462.00</b>	<b>6.43</b>
1.Manufacturing services on physical inputs owned by others	0.00	0.00	0.00	0.00	0.00	0.00
1.1 Goods for processing in reporting economy	0.00	0.00	0.00	0.00	0.00	0.00
1.2 Goods for processing abroad	0.00	0.00	0.00	0.00	0.00	0.00
2.Maintenance and repair services n.i.e.	2,254.52	21,400.00	1,796.56	17,170.00	25.49	24.64
3. Transport	110,376.66	1,047,702.00	94,835.72	906,361.00	16.39	15.59
3.1 Sea transport	64,697.22	614,110.00	49,994.93	477,810.00	29.41	28.53
3.1.1 Passenger	0.00	0.00	0.00	0.00	0.00	0.00
3.1.2 Freight	57,626.05	546,990.00	45,109.59	431,120.00	27.75	26.88
3.1.3 Other	7,071.17	67,120.00	4,885.34	46,690.00	44.74	43.76
3.2 Air transport	44,537.22	422,750.00	42,241.58	403,710.00	5.43	4.72
3.1.1 Passenger	35,040.86	332,610.00	27,819.95	265,880.00	25.96	25.10
3.1.2 Freight	6,010.29	57,050.00	4,910.45	46,930.00	22.40	21.56
3.1.3 Other	3,486.07	33,090.00	9,511.18	90,900.00	-63.35	-63.60
3.3 Road transport	637.69	6,053.00	492.83	4,710.00	29.39	28.51
3.3.1 Passenger	0.00	0.00	0.00	0.00	0.00	0.00
3.3.2 Freight	457.54	4,343.00	369.36	3,530.00	23.87	23.03
3.3.3 Other	180.15	1,710.00	123.47	1,180.00	45.91	44.92
3.4 Rail transport	246.42	2,339.00	198.91	1,901.00	23.89	23.04
3.4.1 Passenger	246.42	2,339.00	198.91	1,901.00	23.89	23.04
3.4.2 Freight	0.00	0.00	0.00	0.00	0.00	0.00
3.4.3 Other	0.00	0.00	0.00	0.00	0.00	0.00
3.5 Postal and courier services	258.11	2,450.00	1,907.47	18,230.00	-86.47	-86.56
3.6 Electricity transmission	0.00	0.00	0.00	0.00	0.00	0.00
3.7 Other supporting and auxiliary transport service	0.00	0.00	0.00	0.00	0.00	0.00
4. Travel	64,281.09	610,160.00	61,660.51	589,300.00	4.25	3.54
4.1 Business	1,033.50	9,810.00	748.13	7,150.00	38.14	37.20
4.1.1 Acquisition of goods and services by border, seasonal, and other short-term workers	0.00	0.00	0.00	0.00	0.00	0.00
4.1.2 Other	1,033.50	9,810.00	748.13	7,150.00	38.14	37.20
4.2 Personal	63,247.59	600,350.00	60,912.38	582,150.00	3.83	3.13
4.2.1 Health-related expenditure	150.65	1,430.00	107.77	1,030.00	39.79	38.83
4.2.2 Education-related expenditure	4,029.68	38,250.00	2,863.82	27,370.00	40.71	39.75
4.2.3 Other	59,067.26	560,670.00	57,940.79	553,750.00	1.94	1.25
4.2.3.1 Religious travel	14,943.33	141,843.00	23,098.05	220,752.00	-35.30	-35.75
4.2.3.2 Other	44,123.93	418,827.00	34,842.74	332,998.00	26.64	25.77
5.Construction services	223.34	2,120.00	138.12	1,320.00	61.70	60.61
5.1 Construction abroad	0.00	0.00	0.00	0.00	0.00	0.00
5.2 Construction in the compiling economy	223.34	2,120.00	138.12	1,320.00	61.70	60.61
6. Insurance and Pension services	5,709.92	54,199.00	5,721.36	54,680.00	-0.20	-0.88
6.1 Direct Insurance	1,129.36	10,720.00	1,455.56	13,911.00	-22.41	-22.94
6.1.1 Life insurance	4.21	40.00	1.15	11.00	266.09	263.64
6.1.2 Freight insurance	524.65	4,980.00	557.70	5,330.00	-5.93	-6.57
6.1.3 Other direct insurance	600.50	5,700.00	896.71	8,570.00	-33.03	-33.49
6.2 Reinsurance	4,441.50	42,159.00	4,263.08	40,743.00	4.19	3.48
6.3 Auxiliary insurance services	139.06	1,320.00	2.72	26.00	5012.50	4976.92
6.4 Pension and standardized guarantee services	0.00	0.00	0.00	0.00	0.00	0.00

Contd.

### 10.25 Import of Services by Sector (Detail) (Cummulative)

Rs. in Millions  
Dollars in Thousands

Description	* July - September, 2017		** July - September, 2016		% Change in July - September, 2017 over July - September, 2016	
	Rs	\$	Rs	\$	Rs	\$
	7. Financial services	4,031.79	38,270.00	5,684.74	54,330.00	-29.08
7.1 Explicitly charged and other financial services	4,031.79	38,270.00	4,429.14	42,330.00	-8.97	-9.59
7.2 Financial intermediation service charges indirectly measured (FISIM)	0.00	0.00	1,255.60	12,000.00	-100.00	-100.00
8. Charges for the use of intellectual services	7,752.79	73,590.00	8,147.81	77,870.00	-4.85	-5.50
9. Telecommunication, Computer and information services	12,588.41	119,490.00	11,645.72	111,300.00	8.09	7.36
9.1 Telecommunications services	2,817.09	26,740.00	3,205.97	30,640.00	-12.13	-12.73
9.1.1 Call centres	0.21	2.00	0.21	2.00	0.00	0.00
9.1.2 Telecommunication services	2,816.88	26,738.00	3,205.76	30,638.00	-12.13	-12.73
9.2 Computer services	9,396.27	89,190.00	8,128.98	77,690.00	15.59	14.80
9.2.1 Hardware consultancy services	116.20	1,103.00	2.09	20.00	5459.81	5415.00
9.2.2 Software consultancy services	2,418.65	22,958.00	6,589.92	62,981.00	-63.30	-63.55
9.2.3 Maintenance & repairs of computer	122.21	1,160.00	257.61	2,462.00	-52.56	-52.88
9.2.4 Export / Import of Computer Software	6,561.38	62,281.00	886.98	8,477.00	639.74	634.71
9.2.5 Other Computer services	177.83	1,688.00	392.38	3,750.00	-54.68	-54.99
9.3 Information services	375.05	3,560.00	310.77	2,970.00	20.68	19.87
9.3.1 News agency services	270.96	2,572.00	265.25	2,535.00	2.15	1.46
9.3.2 Other information services	104.09	988.00	45.52	435.00	128.67	127.13
10. Other business services	41,788.61	396,660.00	44,946.46	429,561.00	-7.03	-7.66
10.1 Research and development services	104.30	990.00	82.66	790.00	26.18	25.32
10.2 Professional and management consulting services	3,235.33	30,710.00	1,111.21	10,620.00	191.15	189.17
10.2.1 Legal, accounting, management consulting, and public relations	2,333.52	22,150.00	394.47	3,770.00	491.56	487.53
10.2.1.1 Legal services	330.80	3,140.00	61.73	590.00	435.88	432.20
10.2.1.2 Accounting, auditing, bookkeeping, and tax consulting services	28.44	270.00	29.30	280.00	-2.94	-3.57
10.2.1.3 Business and management consulting and public relations services	1,974.28	18,740.00	303.44	2,900.00	550.63	546.21
10.2.2 Advertising, market research, and public opinion polling	901.81	8,560.00	716.74	6,850.00	25.82	24.96
10.3 Technical, trade-related and other business services	38,448.98	364,960.00	43,752.59	418,151.00	-12.12	-12.72
10.3.1 Architectural, engineering, scientific and other technical services	4,852.48	46,060.00	6,040.49	57,730.00	-19.67	-20.21
10.3.2 Waste treatment and de-pollution, agricultural and mining services	0.00	0.00	133.93	1,280.00	-100.00	-100.00
10.3.3 Operating leasing services	4,259.35	40,430.00	4,067.10	38,870.00	4.73	4.01
10.3.4 Trade-related services	34.98	332.00	1,414.96	13,523.00	-97.53	-97.54
10.3.5 Other business services n.i.e.	29,302.17	278,138.00	32,096.11	306,748.00	-8.70	-9.33
11. Personal, cultural, and recreational services	220.71	2,095.00	372.50	3,560.00	-40.75	-41.15
11.1 Audiovisual and related services	87.97	835.00	348.43	3,330.00	-74.75	-74.92
11.1.1 Audiovisual services	87.13	827.00	347.59	3,322.00	-74.93	-75.11
11.1.2 Artistic related services	0.84	8.00	0.84	8.00	0.00	0.00
11.2 Other personal, cultural, and recreational services	132.74	1,260.00	24.07	230.00	451.47	447.83
12. Government services, n.i.e.	13,756.76	130,580.00	12,138.53	116,010.00	13.33	12.56
12.1 Embassies and consulates	4,691.29	44,530.00	1,739.01	16,620.00	169.77	167.93
12.2 Military units and agencies	29.50	280.00	27.20	260.00	8.46	7.69
12.3 Other	9,035.97	85,770.00	10,372.32	99,130.00	-12.88	-13.48

\* Provisional \*\* Revised

Contd.

Note: 1. The data are presented as per BPM6(EBOPS 2010) classification aligned with IMTS 2010 classification

## REGIONAL AND FIELD OFFICES OF PAKISTAN BUREAU OF STATISTICS

### PUNJAB

**Chief Statistical Officer,**  
Regional Office,  
Pakistan Bureau of Statistics,  
Plot No.7,  
Gul Plaza, (1st & 2nd Floor),  
I.J. Principal Road,  
Near Pindora Chungi,  
Rawalpindi  
Phone: 051- 4411528  
Fax 051 - 4410474

**Statistical Officer (I/C),**  
Regional Office,  
Pakistan Bureau of Statistics,  
USAID Building,  
Gurumangat Road,  
Gulberg-III,  
Lahore.  
Phone & Fax:042-99263266  
Email:lhrfbs@lhr.comsats.net.pk

**Statistical Officer (I/C),**  
Regional Office,  
Pakistan Bureau of Statistics,  
House # 20, Block-T,  
New Multan Colony, Rahim Chowk,  
Masoom Shah Road,  
Multan.  
Phone & Fax:061-9220177  
E-mail:muxfbs@brain.net.pk

**Chief Statistical Officer,**  
Regional Office,  
Pakistan Bureau of Statistics,  
51-B, Satellite Town,  
Gujranwala.  
Phone & Fax: 055-9200418

**Chief Statistical Officer,**  
Regional Office,  
Pakistan Bureau of Statistics,  
House # 04, Rehman Town,  
Satyana Road,  
Faisalabad.  
Phone & Fax: 041-9220049  
E-mail:fsdfbs@fsd.comsats.net.pk

**Chief Statistical Officer,**  
Regional Office,  
Pakistan Bureau of Statistics,  
House # 100/27-C,  
Satellite Town,  
Sargodha  
Phone:048-9230411

**Chief Statistical Officer,**  
Regional Office,  
Pakistan Bureau of Statistics,  
9-A (Ground Floor), Block-X  
Rafi Qamar Road, Satellite Town,  
Bahawalpur.  
Phone & Fax: 062-9250026

**Statistical Officer(I/C),**  
Field Office,  
Pakistan Bureau of Statistics,  
Hasan Pura, Opp. Passport  
Office, Kashmir Road,  
Sialkot.  
Phone & Fax: 052-3573581  
E-mail:sktfbs@skt.comsats.net.pk

**Statistical Officer(I/C),**  
Field Office,  
Pakistan Bureau of Statistics,  
House # 19/24, Street # 3,  
Shadab Colony, Railway Line,  
Jhang Saddar.  
Phone & Fax: 047-9200194

**Statistical Officer(I/C),**  
Field Office.  
Pakistan Bureau of Statistics,  
House at Kasra #51/11/1/3/2  
Ground Floor, Chak # 9/W.B.  
Behind Cooperative Workshop,  
Burawala Road,  
Vehari.  
Phone & Fax: 067-3364219

**Statistical Officer (I/C),**  
Field Office,  
Pakistan Bureau of Statistics,  
House # E-83-D, Mohallah  
Ahmed Gul Khan Wala,  
Street Karnal Aslam Khan,  
Near Obaid Noor Hospital  
Mianwali.  
Phone: 0459-231626

**Statistical Officer (I/C),**  
Field Office,  
Pakistan Bureau of Statistics  
House # H 224-C, Ground Floor  
Street # 4, Khyaban-e-Sarwar,  
Dera Ghazi Khan.  
Phone: 064-2401850

**Statistical Officer(I/C),**  
Field Office,  
Pakistan Bureau of Statistics,  
House # 4, Shafi Town,  
Near Grid Station,  
Main Shahbazpur Road,  
Rahim Yar Khan.  
Phone & Fax: 068-5871754

**Statistical Officer (I/C),**  
Field Office,  
Pakistan Bureau of Statistics,  
House # 43 B-7, Gulistan Colony,  
Near Govt. Girls College  
Sahiwal.  
Phone: 040-9200242

**Statistical Officer(I/C),**  
Field Office,  
Pakistan Bureau of Statistics,  
165-A, Qasim Road,  
Bahawalnagar.  
Phone & Fax: 063-9240049

### SINDH:

**Chief Statistical Officer,**  
Regional Office,  
Pakistan Bureau of Statistics,  
1-B, S.M.C.H. Society  
Karachi.  
Phone & Fax: 021- 34557933  
Email:khifbs@khi.comsats.net.pk

**Chief Statistical Officer,**  
Regional Office,  
Pakistan Bureau of Statistics,  
Bungalow # A-46,  
G.O.R. Colony,  
Unit # 1, Latifabad,  
Hyderabad.  
Fax & Phone: 022-9200641

**Chief Statistical Officer,**  
Regional Office,  
Pakistan Bureau of Statistics,  
Bungalow # 10-A,  
Professor Housing Society,  
Shikarpur Road,  
Sukkur.  
Phone & Fax: 071-5807132

**Chief Statistical Officer,**  
Regional Office,  
Pakistan Bureau of Statistics,  
Building # 45/17, Ward "C",  
Near Shah Latif Market,  
Lohari Mohallah,  
Larkana.  
(Phone: 074-9410010)  
Fax:074-4054438

**Statistical Officer(I/C),**  
Field Office,  
Pakistan Bureau of Statistics,  
House # 180,  
Um-e-Hain, Near satari  
Cotton Factory, Ring Road  
Mirpur Khas.  
Phone & Fax: -0233-923096

**Statistical Officer(I/C),**  
Field Office,  
Pakistan Bureau of Statistics,  
House # 68, Mubariak Colony,  
Jam sahib Road,  
Nawabshah(Shaheed Benazerabad).  
Phone & Fax: 0244-9370311

**Statistical Officer(I/C),**  
Field Office,  
Pakistan Bureau of Statistics,  
House # 199 Marakhpur,  
Opp. DHO Office,  
Sehwan Road, Dadu Town,  
Dadu.  
Phone & Fax: 025-9200345

**Statistical Officer(I/C),**  
Field Office,  
Pakistan Bureau of Statistics,  
House # 2929-I, 1st Family Line,  
Shah Abdul Latif Road,  
Near Rifal Naka,  
Jacobabad.  
Phone : 0722-653403

#### **KHYBER PAKHTOON KHWA**

**Chief Statistical Officer,**  
Regional Office,  
Pakistan Bureau of Statistics,  
State Life Insurance Building,  
2nd Floor, 34-The Mall,  
Peshawar Cantt.  
Phone: 091-9213097  
Fax – 091-9213098  
E-mail:pshfbs@pes.comsats.net.pk

**Chief Statistical Officer,**  
Regional Office,  
Pakistan Bureau of Statistics,  
Building #558-D,  
Mohallah Ghazni Khel,  
Bannu.  
Phone & Fax: 0928-9270191

**Statistical Officer (I/C),**  
Regional Office,  
Pakistan Bureau of Statistics,  
Shams-ur-Rehman Building,  
Near Nadra Office, Rahimabad,  
G.T. Road,  
Mingora/Swat.  
Phone: 0946-9240283

**Chief Statistical Officer,**  
Regional Office,  
Pakistan Bureau of Statistics,  
Bungalow # 896, Mansehra Road,  
Post office Jhangi,  
Abbottabad.  
Phone & Fax: 0992-9310231

**Chief Statistical Officer,**  
Regional Office,  
Pakistan Bureau of Statistics,  
House # A-3,  
Shah Jhan Shaheed Town,  
Near Coach Adda of Bannu  
Dera Ismail Khan.  
Phone:0966-9280279

#### **BALUCHISTAN:**

**Chief Statistical Officer,**  
Regional Office,  
Pakistan Bureau of Statistics,  
Chandio House No.2,  
Arbab Karam Khan Road,  
Near Elementary College,  
Quetta.  
Phone: 081-9239804  
Fax:081-2471126

**Statistical Officer(I/C),**  
Field Office,  
Pakistan Bureau of Statistics,  
Dak Khana Road, Near Civil Hospital,  
Singani Sar,  
Turbat.  
Phone: 0852-412267  
Fax:0852-413383

**Statistical Officer (I/C),**  
Field Office,  
Pakistan Bureau of Statistics,  
Haroon Market,  
Opp:Girls High School,  
Hospital Road,  
Khuzdar.  
Phone & Fax: 0848-412760

**Statistical Officer (I/C),**  
Field Office,  
Pakistan Bureau of Statistics,  
Building # 2-II/E,  
Hazara Mohallah,  
Loralai.  
Phone & Fax: 0824-660560

#### **NORTHERN AREAS:**

**Statistical Officer (I/C),**  
Field Office,  
Pakistan Bureau of Statistics,  
Haidar Pura, Near Agha Khan Health  
Centre, Chinar Bagh,  
Gilgit.  
Phone & Fax: 05811-920972

#### **AZAD KASHMIR:**

**Chief Statistical officer,**  
Regional Office,  
Pakistan Bureau of Statistics,  
Flat # 304, Al-Saif Plaza,  
Upper Gojra Bypass.  
Muzaffarabad.  
Phone & Fax: 05822-923169

## SYMBOLS, ABBREVIATIONS AND CONVERSION

<p>E Estimated</p> <p>P/* Provisional, Preliminary</p> <p>R/r Revised</p> <p>- Nil</p> <p>.. Negligible</p> <p>... Not available</p> <p>% Percentage</p> <p>Admn Administration</p> <p>ALOOCHA A kind of fruit</p> <p>ARVI A type of root vegetable</p> <p>AV. Average</p> <p>BABUL A kind of fire wood</p> <p>BBLS. Barrels</p> <p>BIRYANI A dish of rice prepared</p> <p>BOT. Bottle</p> <p>CAP. Capsule</p> <p>CFT. Cubic feet</p> <p>CH. Charge</p> <p>CHAPATI A kind of bread</p> <p>CIG. Cigarette</p> <p>Comm. Communication</p> <p>CRT. Carton / Crate</p> <p>CUM./CM. Cubic meter</p> <p>DESI. Indigenous</p> <p>Distt. Distribution</p> <p>DOZ Dozen</p> <p>ENG. English</p> <p>EX. Exercise</p> <p>GLS. Glass</p> <p>GM. Gram</p> <p>H.OP. Hand operated</p> <p>HP. Horse power</p> <p>INJ. Injection</p> <p>KHADDI Hand-loom</p> <p>KIKAR A kind of fire wood</p> <p>KG. Kilogram</p> <p>KM. Kilometer</p> <p>KORMA A variety of meat curry</p> <p>KWH. Kilowatt / hour</p> <p>LB. Pound</p>	<p>LTR. Litre</p> <p>LUNGI A kind of cloth</p> <p>MALTA &amp; MOSAMBI A variety of Orange</p> <p>MED. Medium</p> <p>MG. Milligram</p> <p>MMCFT. Million cubic feet</p> <p>MN. Million</p> <p>M/o. Ministry of</p> <p>MTR. Meter</p> <p>MT. Metric Ton</p> <p>ML. Milliliter</p> <p>NES. Not else where specified</p> <p>NO. Number</p> <p>NR. Not reported</p> <p>N.S. Not specified</p> <p>PKT. Packet</p> <p>PC. Piece</p> <p>QLTY. Quality</p> <p>QTY. Quantity</p> <p>RASGULLA A form of sweetmeat</p> <p>R.P.M. Revolution per minute</p> <p>RS. Rupees</p> <p>SAMOS A form of patty</p> <p>SHAL. Shalwar</p> <p>SHEESHAM A variety of sup. Qty. Wood.</p> <p>Sq. Square</p> <p>SQM. Square meter</p> <p>SUP. Superior</p> <p>STND. Standard</p> <p>SQFT. Square feet</p> <p>SYN. Synthetic</p> <p>THNO. Thousand number</p> <p>TAB. Table</p> <p>TANDOORI Oven-Baked</p> <p>TKT. Ticket</p> <p>TL. Tube light</p> <p>TOTA. Broken rice</p> <p>UNI. Uniform</p> <p>Urd. Urdu</p> <p>VEG. Vegetable</p> <p>W. Watt</p>	<p>One Metric Ton 2004 Lbs. 1000 Kgs</p> <p>One Ton 1.0160 M.Tons (2240 Lbs.) 27.22 Maunds 1016.04 Kgs. 1.0610 M. Tons 20 Hundred weight</p> <p>One Pound 0.4536 Kg. 16 Oz. 0.4861 Seer 28.35 Gms.</p> <p>One Kilogram 2.2046 Lbs. 0.0197 Hundred weight 0.0268 Maund 1.0717 Seers</p> <p>One Hundred weight (112 Lbs.) 50.8932 Kgs. 1.3610 Maunds</p> <p>One Gram 0.0857 Tola</p> <p>One Tonne 0.9842 Long Ton 1.1023 Short Ton</p> <p>One Bale (Cotton) 170.0971 Kilograms (375 Lbs.) 4.5571 Maunds</p>
<b>LIQUID</b>		
<p>One Imperial (Gallon) 4.5435 Ltrs.</p> <p>One Litre 0.2199 Imperial Gallon</p>		
<b>LENGTH</b>		
<p>One Mile 1.6093 Kms. 1760 Yards</p> <p>One Yard 0.9144 Meter</p> <p>One Foot 0.3048 Meter</p> <p>One Kilometer 0.6214 mile</p> <p>One Meter 1.0936 Yards</p> <p>One Square Mile 2.5899 Sq. Kilometer 640 Acres 258.9984 Hectares</p> <p>One Acre .4074 Hectare 4840 Sq. Yards.</p> <p>One Square Kilometer 0.3861 Sq. Mile 100 Hectares</p> <p>One Hectare 2.4711 Acres</p> <p>One Square Yards 0.8361 Sq. meter.</p> <p>One Cubic Meter 35.3147 Cubic feet</p>		



## SELECTED PUBLICATIONS OF PAKISTAN BUREAU OF STATISTICS

01. Monthly Bulletin of Statistics
  02. Review of Foreign Trade
  03. Pakistan Statistical Pocket Book
  04. Pakistan Statistical Yearbook
  05. Foreign Trade Statistics of Pakistan Imports (two volumes)
  06. Foreign Trade Statistics of Pakistan Exports (one volume)
  07. Labour Force Survey
  08. Brochure of National Accounts
  09. Pakistan Demographic Survey
  10. Census of Manufacturing Industries
  11. Survey of Small Household Manufacturing Industries
  12. Rent Survey of Dwellings
  13. Socio Economic Indicators at District Level  
(Punjab, Sindh, Khyber Pakhtoon Khwa & Balochistan)
  14. Census of Private Educational Institutions in Pakistan
  15. Census of Software Industry and related services of Pakistan
  16. Supply & Use Table of Pakistan
  17. Mechanized Road Transport Survey
  18. Survey of Private Recreational, Cultural & Entertainment Services
  19. Survey of Private Laundry, Dry Cleaning & Dyeing Services
  20. Survey of Private Medical, Dental & Other Health Services
  21. Survey of Private Educational Services
  22. Pakistan, 2000 – An Official Hand Book on Statistics
  23. 50 Years of Pakistan in Statistics (Four Volumes)
  24. Pakistan Social & Living Standard Measurement Survey National/Provincial
  25. Household Integrated Economic Survey (HIES) National/Provincial
-

**SALE CENTERS WHERE PAKISTAN BUREAU OF STATISTICS  
PUBLICATIONS ARE AVAILABLE**

**ISLAMABAD**

6 – Mauve Area, G-8/4.  
Taleemi Chowk  
Phone # 051 - 926 11 25  
051 - 226 13 72

**RAWALPINDI**

**NBF Book Shop**  
178-B, Sarwar Road,  
Rawalpindi Cantt.  
Phone # 051 – 927 25 30

**WAH CANTT**

**NBF Book Shop**  
Central Library Premises  
Phone # 051-931 40 04

**LAHORE**

**NBF Book Shop**  
56/57 Shadman Colony,  
Shadman Market,  
Phone # 042 – 755 01 61 &  
753 03 29  
Fax # 042 – 758 77 35

**FAISALABAD**

**NBF Book Shop**  
Shop No.10,  
Hashmi Hall Shopping Centre,  
University of Agriculture,  
Phone # 041 – 264 81 79

**MULTAN**

**NBF Book Shop**  
Plot # 4-5-6, M.D.A. Road,  
Near Multan Art Council  
Phone # 061 – 920 12 81

**BAHAWALPUR**

**NBF Book Shop**  
Quaid-e-Azam Medical College,  
Near Library.  
Cell # 0301 – 724 76 13

**PESHAWAR**

**NBF Book Shop**  
Phase-V, Sector B-2,  
Plot No.36-37,  
Hayatabad.  
Phone # 091 – 589 27 44  
921 72 73  
Fax # 091 921 72 73

**NBF Book Shop**

48/D, F-6, Jamrud Road,  
University Town,  
Phone # 091 – 921 69 03  
Fax # 091 – 921 69 04

**BANNU**

Old Municipal Library Premises,  
Near to Qazi Muhib Stadium,  
Cell # 0346 – 915 50 18

**KOHAT**

3<sup>rd</sup> Block, 1<sup>st</sup> Floor,  
Distt. Govt. Complex

**D.I. KHAN**

NBF Book Shop  
C/o. Executive Distt. Officer,  
Literacy, Sports and Education,  
Phone # 0961 – 928 01 29

**ABBOTABAD**

**Public Library**  
1st Floor, Jalal Baba Auditorium,  
Phone # 0992 – 931 02 91

**KARACHI**

**National Book Foundation**  
(Regional Office)  
Liaquat Memorial Library Premises,  
Ground Floor, Stadium Road,  
Phone # 021– 923 18 06 & 923 10 88  
Fax # 923 10 89

**HYDERABAD**

**NBF Book Shop**  
GOR Colony,  
C-22, Latifabad No.1,  
Phone # 022 – 931 08 92

**JAMSHORO**

Shop No.14, Liaquat University of  
Medical & Health Science

**NAWABSHAH**

M.H. Khawaja DC High School,  
Opp. NMC Hospital Road  
Cell # 0301 – 389 58 46

**SUKKUR**

**Public Library**  
Old Sukkur,  
Phone # 071 – 562 51 03

**LARKANA**

**NBF Book Shop**  
Chandka Medical College  
Main Gate  
Phone # 0741-941 02 29

**JACOBABAD**

Red Crescent Building,  
Near T.B. Hospital  
Phone # 0722 – 65 08 17

**QUETTA**

**NBF Book Shop**  
3-7/5, Faiz Muhammad Road,  
Phone # 081 - 920 15 70  
Fax # 081 - 920 18 69

**PUBLISHED ON BEHALF OF NATIONAL BOOK FOUNDATION  
PRINTED AT REPRODUCTION & PRINTING UNIT, PBS, KARACHI**