



MONTHLY BULLETIN OF STATISTICS 2019

April

Government of Pakistan
Ministry of Planning Development & Reform
Pakistan Bureau of Statistics



PBS-22(04/2019) Vol. 67
100



MONTHLY BULLETIN OF STATISTICS 2019

April

**Government of Pakistan
Ministry of Planning Development & Reform
Pakistan Bureau of Statistics**

Price Rs. 600.00

P R E F A C E

The Bulletin of Statistics, Monthly Publication of the Pakistan Bureau of Statistics provide important statistics in respect of social, economic and financial sectors of the economy at aggregate as well as sectoral levels. The Bulletin contains data relating to Population, National Accounts, Agriculture, Manufacturing, Prices, Balance of Payments, Public Finance, Education, Energy & Mining, Foreign Economic Assistance, Foreign Trade, Health, Insurance, Labour, Transport & Communication, Social & Culture ect. It also provides different types of indices on agriculture, manufacturing, prices, trade and labour productivity. Charts and graphs have also been provided to selected tables to make the data readily intelligible.

2. The Bulletin contains data on monthly and in some instances on annual basis. The annual data series are on fiscal year basis i.e. from July to June unless otherwise specified. Monthly data series of trade and industry are published with a time lag of 45 days required for data collection, compilation, cleaning, processing, tabulating and printing. Figures may not add up to the totals owing to rounding. Statistics that are compiled in the Pakistan Bureau of Statistics are presented without citation whereas those compiled by other agencies carry a source note below the tables.

3. Efforts have been made to produce this Bulletin as a comprehensive, informative and useful document for decision makers, researchers, planners, economists and other groups of beneficiaries. It is hoped that the users will find this Bulletin useful.

4. Suggestions for further improvement will be highly appreciated and welcomed.

ZAFAR HASAN
Secretary

ZAFAR HASAN
Secretary

Government of Pakistan
Ministry of Planning
Development & Reform

'P' Block,
Pakistan Secretariat,
Islamabad.

Tel : 051-9212831 - 9206444
Fax: 051-9202704
E-mail: secretary@pc.gov.pk

MR. MOHAMMAD SARWAR GONDAL
Member (Resource Management)

Government of Pakistan
Pakistan Bureau of Statistics

Statistics House
21-Mauve Area
G-9/1
Islamabad.

Tel : 051-9106652
Fax: 051-9106518
E-mail: member_ss@gov.pk

**PAKISTAN BUREAU OF STATISTICS
STATISTICS HOUSE, 21-MAUVE AREA
G-9/1 - ISLAMABAD
Website: www.pbs.gov.pk**

		<u>Office</u>	<u>Residence</u>
Dr. Bahrawar Jan	Deputy Director General	051-9106550 Fax:051-9106577	051-9101294
Mr. Ayazuddin	Deputy Director General	051-9106552	051-9242232
Mr. Ismail Khan	Deputy Director General	051-9106555 Fax:051-9106556	051-9101162
Mr. Khalid Hussain Bhatti	Deputy Director General	051-9106583	051-4440906
Mr. Ghulam Muhammad	Director	051-9106559	0300-9562558
Mr. Fazil Mehmood Baig	Director	051-9106575	0333-5159850
Mr. Shaukat Ali Khan	Director	051-9106557	--
Mr. Attiq-ur-Rehman	Director	051-9106553 Fax:051-9106546	0346-9579700 --
Mr. Munwar Ali Ghanghro	Director	051-9106554	0333-7145366
Mrs. Rabia Awan	Director	051-9106581	051-4444696
Mrs. Rizwana Siddique	Director	051-9106545	0333-5221042
Mr. Rizwan Bashir	Director	051-9106530	--

TRAINING WING

Syed Abdul Qader Shah	Director	051-9205390 Fax:051-9205390	--
-----------------------	----------	--------------------------------	----

**PAKISTAN BUREAU OF STATISTICS
1-B, SINDHI MUSLIM COOPERATIVE HOUSING SOCIETY
KARACHI – 74400
E-mail: khifbs@khi.comsats.net.pk**

Mr. Muhammad Ali Shaikh	Deputy Director General	021-99225205	--
Mr. Shaukat Zaman	Director	021-99225209 Fax:021-99225202	0300-5052450
Mr. Abrar Hussain	Director	021-99225217	--
Mr. Khawaja Mazhar Jamal	Joint Census Commissioner	021-99225210 Fax:99225219	0321-2516265

**PAKISTAN BUREAU OF STATISTICS
USAID BUILDING GURU MANGAT ROAD
GULBERG-III, LAHORE
E-mail: lhrfbs@lhr.comsats.net.pk**

Mr. Rana Iqbal	Director	042-99263267 Fax:042-99263267	--
----------------	----------	----------------------------------	----

(Regional Office) LAHORE

Mr. Muhammad Shahid	Chief Statistical Officer	042-99263266 Fax:042-99263266	0345-4169987
---------------------	---------------------------	----------------------------------	--------------

(Regional Office) KARACHI

Mr. Faraz Muslim	Statistical Officer	021-99225214	0333-3028006
------------------	---------------------	--------------	--------------

(Regional Office) PESHAWAR

Mr. Hasan Khan	Chief Statistical Officer	091-9213097 Fax:091-9213098	0333-9117508
----------------	---------------------------	--------------------------------	--------------

(Regional Office) QUETTA

Mr. Ghulam Rasool	Chief Statistical Officer	081-9239804 Fax:081-9239804	--
-------------------	---------------------------	--------------------------------	----

**(Presentation, Reproduction & Printing) KARACHI
pbskarachipp@gmail.co**

Mr. Shakeel Qadeer	Chief System Analyst	021-99225220	021-35836029
Mr. Abdul Haque	Chief Statistical Officer	021-99225215	--

CONTENTS

**	KEY INDICATORS	III
1.	BALANCE OF PAYMENT	
1.1	Country wise Workers Remittances	01
1.2	Month wise Workers Remittances	04
1.3	Exchange Rates Pak. Rupees in Terms of one Unit of Foreign Currency	05
2.	CLIMATE	
2.1	Temperature at Selected Stations	07
2.2	Rainfall at Selected Stations	09
3.	ENERGY & MINING	
3.1	Production of Crude Oil	11
3.2	Production of Natural Gas	15
3.3	Company Wise Production of Crude Oil and Natural Gas	20
3.4	Province Wise Production of Crude Oil and Natural Gas	20
3.5	Production of Crude Oil, Natural Gas and Electricity	21
3.6	Mineral Production	22
4.	HEALTH	
4.1(a)	Monthly Immunization Coverage Number of Doses Administered (0-11 month) Children	25
4.1(b)	Monthly Immunization Coverage Number of Doses Administered (12-23 months) Children	27
4.1(c)	Monthly Immunization Coverage Number of T.T Doses Administered to Women	28
4.2	Monthly Report of HIV Treatment Centre	29
4.3(a)	Registered Veterinary Medical Practitioner with PVMC	30
4.3(b)	Registered Animal Husbandry Graduate with PVMC	31
4.4	Tuberculosis Report (FTI)	32
5.	MANUFACTURING	
5.1	Quantum Index Numbers of Large-scale Manufacturing Industries	33
5.2	Production of Manufacturing Items	35
6.	MONEY & CREDIT	
6.1	Reserve Money	49
7.	PRICE	
7.1	Price Indices (General) with Percentage Change	53
7.2	Combined Sensitive Price Indicator (SPI) by Quantile	54
7.3	Combined Consumer Price Index Numbers by Commodity Groups	55
7.4	Consumer Price Index Numbers by Major Groups and Selected Commodities	56
7.5	Combined Consumer Price Index Numbers by Quantile and Major Commodity Groups	58
7.6	Combined Consumer Price Index Numbers by Quantile, Major Commodity Group for Selected Cities	59
7.7	Combined Consumer Price Index Numbers by Income Group/City and Commodity Group for all Centres Covered in CPI	62
7.8	Index Numbers of Wholesale Prices by Commodity Groups	63
7.9	Index Numbers of Wholesale Prices by Commodities	64
7.10	Intercity Wholesale Prices of Selected Commodities	74
7.11	Intercity Consumer Prices	116

Contd.

8.	PUBLIC FINANCE	
8.1	Customs Revenue Receipts	173
9.	SOCIAL	
9.1	Data on Traffic Accidents	177
9.2	Data on Telecommunication	180
9.3	Visitors at Archaeological Museums in Pakistan	181
9.4	Visitors at Heritage Sites in Pakistan	182
10.	TRADE	
10.1	Value of Foreign Trade	183
10.2	Exports by Commodity/Group	184
10.3	Imports by Commodity/Group	186
10.4	Exports of Selected Commodities in Dollars	187
10.5	Exports of Selected Commodities in Rupees	189
10.6	Imports of Selected Commodities in Dollars	191
10.7	Imports of Selected Commodities in Rupees	193
10.8	Exports by Economic Categories (Summary)	195
10.9	Exports by Economic Categories (Details)	196
10.10	Imports by Economic Categories (Summary)	197
10.11	Imports by Economic Categories (Details)	198
10.12	Exports by Areas and Countries/Territories	273
10.13	Re-exports by Areas and Countries/Territories	277
10.14	Imports by Areas and Countries/Territories	279
10.15	Re-imports by Areas and Countries/Territories	284
10.16	Annual and Quarterly Terms of Trade and Unit Value Indices of Exports and Imports (1990-91=100)	286
10.17	Index Numbers of Unit Value of Exports by Groups (1990-91=100)	287
10.18	Index numbers of unit value of imports by groups (1990-91=100)	288
10.19	Index Numbers of Quantum of Exports by Groups (1990-91=100)	289
10.20	Index Numbers of Quantum of Imports by Groups (1990-91=100)	290
10.21	Trade in Services (Summary)	291
10.22	Export of Services by Sector (Detail) Monthly	292
10.23	Import of Services by Sector (Detailed) Monthly	294
10.24	Import of Services by Sector (Detailed) Monthly	296
10.25	Import of Services by Sector (Detail) (Cumulative)	298

Regional and Field Offices of Pakistan Bureau of Statistics

Symbols, Abbreviations and Conversions

Selected Publications of Pakistan Bureau of Statistics

Sale Centres where PBS Publications are available

KEY INDICATORS

YEARLY

ECONOMIC INDICATORS

(2017- 2018)

1	Inflation	3.92%
2	Balance of Trade	(-) \$ 37.583billion
3	Value of Exports	\$ 23.212 billion
4	Value of Imports	\$ 60.795 billion
5	Total Workers Remittances	\$ 19622.7 million
6	Reserve Money	Rs.4387828 million
7	Currency in Circulation	Rs.5484630 million
8	Consumer Price Index (CPI with Base 2007-2008)	220.62
9	Agricultural Sector Growth (P)	3.81%
10	Industrial Sector Growth (P)	5.80%
11	Services Sector Growth (P)	6.43%
12	GDP Growth Rate at Constant Basic Prices (Real) (P)	5.79%
13	GNI Growth Rate at Constant Prices (P)	5.33%
14	Per Capita Income (P)	\$ 1640
15	Large Scale Manufacturing Sector (LSMI) Growth	5.38%
16	Quantum Index Number (LSMI with Base 2005-2006)	147.07
17	Imports Duty	Rs.66440.72 million
18	Exports Duty	Rs.180.29 million
19	Foreign Exchange Reserves	\$ 17550 million
20 *	Overall Balance of Payment Surplus/Deficit	\$ -12439 million

SOCIAL INDICATORS

1 **	Population (2017)	207.774520 million
	Male	106.49 million
	Female	101.31 million
2	Natural Growth Rate (PDS- 2007)	1.88%
3 **	Population Growth Rate (2016)	1.89%
4	Dependency Ratio (PDS-2007)	81.5
5 ***	Mean Size of Household (2012-13)	6.3

* BOP as per BPM6 in million USD.

** Economic Survey

*** PSLM Survey

IV

MONTHLY ECONOMIC INDICATORS

February, 2019

1	Value of Exports	\$ 1881.114 million
2	Value of Imports	\$ 4143.745 million
3	Balance of Trade	(-)\$ 2262.631 million

March, 2019

1	Growth in Quantum Index Manufacturing (LSMI)	-7.76%
2	Quantum Index of Manufacturing (LSMI with Base 2005-2006)	147.01
3	Consumer Price Index (CPI with Base 2007-08)	240.99
4	Wholesale Price Index (WPI with Base 2007-08)	253.67
5	Sensitive Price Indicator (SPI with Base 2007-08)	228.05
6	Growth Rate	
	A. CPI	1.42%
	B. WPI	1.70%
	C. SPI	1.66%
7	Exports Duty	Rs.49.65 million
8	Imports Duty	Rs.55070.98 million
9	Reserve Money	Rs.581530 million
10	Currency in Circulation	Rs.4737499 million
11	Exchange Rate of Pak Rupees in terms of one unit US Dollar	1 \$ =Rs.139.1663
12	Total Workers Remittances (including Hajj & War Compensation)	\$1745.80 million

Source: i) Pakistan Bureau of Statistics.
ii) State Bank of Pakistan.
iii) Economic Survey of Pakistan.

1. BALANCE OF PAYMENT

1.1 Country Wise Workers Remittances (Including Hajj and War Compensation)

(Provisional)
(Million US Dollars)

Item	Mar, 2018	Apr, 2018	May, 2018	Jun, 2018
I. Cash	1772.77	1650.59	1771.24	1594.41
1 USA	236.17	240.39	276.55	248.79
2 UK	244.20	232.58	254.31	245.10
3 Saudi Arabia	427.62	399.56	432.05	336.61
4 UAE	420.24	358.28	369.92	340.55
Dubai	310.18	252.01	258.13	237.24
Abu Dhabi	106.11	103.31	107.96	100.01
Sharjah	3.69	2.56	3.33	2.84
Other	0.26	0.40	0.50	0.46
5 Other GCC Countries	183.79	167.68	178.96	163.53
Bahrain	23.92	22.79	25.16	22.02
Kawait	67.01	64.28	66.16	63.72
Qatar	32.70	29.90	34.94	28.72
Oman	60.16	50.71	52.70	49.07
6 EU Countries	58.89	54.74	60.31	62.14
Germany	11.54	10.32	10.65	12.17
France	4.80	4.37	4.67	4.87
Netherland	0.72	0.56	0.83	0.63
Spain	11.38	10.24	12.24	12.10
Italy	8.76	7.80	8.68	9.39
Greece	2.70	2.97	3.21	3.39
Sweden	1.68	1.56	1.78	1.59
Denmark	1.20	1.14	1.34	1.09
Ireland	14.44	14.13	15.24	15.39
Belgium	1.67	1.65	1.67	1.52
7 Malaysia	116.09	110.07	117.66	100.10
8 Norway	3.70	5.13	4.20	4.42
9 Switzerland	2.50	1.86	2.20	2.18
10 Australia	17.80	16.66	20.73	18.52
11 Canada	18.36	17.64	20.88	19.13
12 Japan	1.79	5.89	1.79	1.53
13 Other Countries	41.62	40.11	31.68	51.81
II. Encashment and Profit in Pak. Rs. of Foreign Exchange Bearer Certificates(FEBCs) and Foreign Currency Bearer Certificate(FCBCs)	0.00	0.00	0.00	0.00
TOTAL (I + II)	1772.77	1650.59	1771.24	1594.41

**1.1 Country Wise Workers Remittances
(Including Hajj and War Compensation)**

Item	(Provisional) (Million US Dollars)			
	Jul, 2018	Aug, 2018	Sep, 2018	Oct, 2018
I. Cash	1981.73	2089.41	1486.47	2060.37
1 USA	291.87	330.40	240.49	325.19
2 UK	298.51	294.90	216.75	322.30
3 Saudi Arabia	437.48	465.53	360.16	494.53
4 UAE	446.25	473.11	308.13	419.41
Dubai	310.09	321.51	206.55	281.20
Abu Dhabi	132.07	146.95	98.36	134.05
Sharjah	3.76	3.99	2.88	3.77
Other	0.33	0.65	0.34	0.39
5 Other GCC Countries	199.30	193.17	134.49	200.87
Bahrain	28.78	28.33	21.61	31.91
Kawait	75.80	70.65	46.99	70.67
Qatar	39.97	34.69	23.00	34.92
Oman	54.76	59.50	42.89	63.37
6 EU Countries	64.96	59.69	41.14	57.42
Germany	11.71	12.92	9.18	10.49
France	5.26	5.56	4.33	5.07
Netherland	0.52	0.65	0.45	0.60
Spain	15.76	14.68	9.45	19.01
Italy	11.75	11.19	7.13	9.19
Greece	3.79	4.77	3.72	4.01
Sweden	1.48	1.75	1.24	1.50
Denmark	1.17	1.49	1.12	1.46
Ireland	11.83	4.86	3.04	4.33
Belgium	1.69	1.81	1.46	1.76
7 Malaysia	140.73	148.74	105.75	142.49
8 Norway	4.05	4.27	3.08	4.09
9 Switzerland	2.41	3.30	2.99	2.45
10 Australia	20.00	21.68	16.24	25.42
11 Canada	16.60	21.31	14.69	19.76
12 Japan	1.58	1.75	1.12	1.80
13 Other Countries	57.98	71.56	41.45	44.64
II. Encashment and Profit in Pak. Rs. Of Foreign Exchange Bearer Certificates(FEBCs) and Foreign Currency Bearer Certificate(FCBCs)	0.00	0.00	0.00	0.00
TOTAL (I + II)	1981.73	2089.41	1486.47	2060.37

Contd.

1.1 Country Wise Workers Remittances (Including Hajj and War Compensation)

(Provisional)
(Million US Dollars)

Item	Nov, 2018	Dec, 2018	Jan, 2019	Feb, 2019	Mar, 2019
I. Cash	1664.01	1748.78	1743.25	1576.49	1745.80
1 USA	268.32	276.30	272.32	240.80	271.11
2 UK	246.78	267.89	295.13	251.99	281.26
3 Saudi Arabia	395.12	414.84	403.92	370.04	405.87
4 UA	350.35	351.34	352.12	335.65	378.13
Dubai	232.81	228.38	225.94	227.06	254.28
Abu Dhabi	113.76	119.15	121.56	104.79	118.59
Sharjah	2.60	2.24	2.65	1.74	3.44
Other	1.18	1.57	1.97	2.06	1.82
5 Other GCC Countries	153.51	174.52	166.50	152.25	167.80
Bahrain	23.77	28.30	27.24	25.18	28.48
Kawait	53.32	61.43	56.83	50.23	54.80
Qatar	29.82	31.56	30.20	27.42	30.14
Oman	46.61	53.22	52.24	49.42	54.38
6 EU Countries	42.22	47.48	42.89	37.70	44.21
Germany	9.32	11.87	10.31	7.80	8.73
France	4.22	4.65	4.67	4.09	4.77
Netherland	0.48	0.55	0.47	0.46	0.60
Spain	9.25	10.58	8.42	8.09	10.84
Italy	7.11	8.59	7.88	7.32	8.13
Greece	3.86	4.12	3.35	2.99	3.35
Sweden	1.27	1.30	1.52	1.07	1.55
Denmark	1.20	0.90	1.49	1.23	1.32
Ireland	3.93	3.25	2.90	2.71	3.26
Belgium	1.58	1.66	1.89	1.94	1.66
7 Malaysia	120.34	129.36	120.21	109.81	121.29
8 Norway	3.12	3.11	3.49	2.95	3.30
9 Switzerland	2.69	2.75	1.72	1.72	1.85
10 Australia	22.41	21.93	19.20	16.54	17.91
11 Canada	16.07	15.45	15.99	14.52	14.95
12 Japan	1.33	1.64	1.30	1.40	1.58
13 Other Countries	41.74	42.19	48.44	41.12	36.54
II. Encashment and Profit in Pak. Rs. of Foreign Exchange Bearer Certificates(FEBCs) and Foreign Currency Bearer Certificate(FCBCs)	0.00	0.00	0.00	0.00	0.00
TOTAL (I + II)	1664.01	1748.78	1743.25	1576.49	1745.80

Note: Item has been revised / extended by the State Bank of Pakistan.

Source: State Bank of Pakistan.

1.2 Month Wise Workers Remittances

(Million US \$)

Monthly Cash Inflow (Including Foreign Exchange Bearer Certificates & Foreign Currency Bearer Certificates)	2017-18	2016-2017	YOY growth (percent)	
			2017-18	2016-17
July.	1541.67	1360.28	13.33	-18.23
Aug.	1,954.46	1767.73	10.56	15.75
Sep.	1,293.88	1,612.36	-19.75	-9.17
Oct.	1,654.45	1,561.02	5.99	1.29
Nov.	1,576.72	1,618.35	-2.57	3.40
Dec.	1,723.57	1,585.37	8.72	-1.90
Jan.	1,638.72	1,488.37	10.10	1.50
Feb.	1,450.17	1,417.06	2.34	-6.89
Mar.	1,772.77	1,694.49	4.62	-0.97
Apr.	1,650.59	1,538.94	7.25	-7.09
May.	1,771.24	1,867.15	-5.14	3.76
Jun.	1,594.41	1,840.28	-13.36	-11.23
Jul.- Jun.	19,622.65	19,351.40	1.40	-2.84
Monthly average for period Jul.- Jun.	1,635.22	1,612.62	3.00	-0.59
Monthly Cash Inflow (Including Foreign Exchange Bearer Certificates & Foreign Currency Bearer Certificates)	2018-19	2017-18	YOY growth (percent)	
			2018-19	2017-18
July.	1981.73	1555.65	27.39	14.36
Aug.	2,089.41	1,975.04	5.79	11.73
Sep.	1,486.47	1,314.10	13.12	-18.50
Oct.	2,060.37	1,677.02	22.86	7.43
Nov.	1,664.01	1,596.47	4.23	-1.35
Dec.	1,748.78	1,745.75	0.17	10.12
Jan.	1,743.25	1,662.26	4.87	11.68
Feb.	1,576.49	1,473.07	7.02	3.95
Mar.	1,745.80	1,803.60	-3.20	6.44
Apr.		1,678.87		9.09
May.		1,804.10		-3.38
Jun.		1,627.65		-11.55
Jul.- Mar	16,096.31	19,913.58		2.91
Monthly average for period Jul.- Mar	1,788.48	1,659.47		

1.3 Exchange Rates Pak. Rupees in Terms of One Unit of Foreign Currency

S. No.	Country/ Organization	Currency	Mar., 2018	Apr., 2018	May, 2018	Jun., 2018	Jul., 2018
1	Australia	Dollar	87.0416	88.7700	86.8406	89.1900	92.0327
2	Bahrain	Dinar	296.5645	305.2269	305.1128	313.2646	327.3861
3	Canada	Dollar	86.7758	90.6755	89.7153	90.6325	94.6247
4	China	Yuan	17.7630	18.3511	18.1258	18.3859	18.5468
5	Denmark	Krone	18.6014	19.0616	18.3316	18.6794	19.5194
6	E.M.U.	Euro	138.2193	141.7252	136.3883	138.8810	145.2370
7	Hong Kong	Dollar	14.3350	14.7355	14.7274	15.1877	15.8735
8	I.M.F.	SDR	162.8446	167.6850	164.6715	169.1380	175.6920
9	India	Rupee	1.7240	1.7608	1.7134	1.7644	1.8200
10	Japan	Yen	1.0561	1.0732	1.0525	1.0814	1.1153
11	Kuwait	Dinar	374.7682	385.1682	383.0230	394.0972	411.7862
12	Malaysia	Ringgit	28.7772	29.7433	29.1716	29.7865	30.7857
13	Newzeland	Dollar	81.4979	83.7360	80.2718	82.7231	84.5737
14	Norway	Krone	14.462	14.7503	14.2775	14.6967	15.3412
15	Oman	Riyal	291.8225	300.1124	300.0466	309.1130	323.6928
16	Qatar	Riyal	30.8702	31.7349	31.7414	32.7327	34.2479
17	Singapore	Dollar	85.2945	87.8001	86.2107	88.2782	91.2221
18	Sweden	Krona	13.6359	13.6971	13.1978	13.5402	14.1125
19	Switzerland	Franc	118.3431	119.3386	115.7219	120.1867	124.9566
20	Saudi Arabia	Riyal	29.9018	30.7909	30.7875	31.7254	33.1663
21	U.A.E.	Dirham	30.5298	31.4397	31.4370	32.3858	33.8594
22	U.K.	Sterling (Pound)	156.4426	162.5264	155.4005	157.9292	163.6617
23	U.S.A.	Dollar	112.0688	115.4216	115.4469	118.9055	124.3534

Contd.

1.3 Exchange Rates Pak. Rupees in Terms of One Unit of Foreign Currency

S. No.	Country/ Organization	Currency	Aug., 2018	Sep., 2018	Oct., 2018	Nov., 2018	Dec., 2018	Jan., 2019	Feb., 2019	Mar., 2019
1	Australia	Dollar	90.7433	89.2059	92.6783	96.7086	99.3550	99.0532	98.8079	98.4883
2	Bahrain	Dinar	327.1277	328.1612	344.4218	353.2416	365.8707	366.7209	366.2486	368.0151
3	Canada	Dollar	94.9883	95.0455	100.2901	101.2158	103.1219	104.1793	104.8179	104.1511
4	China	Yuan	18.0941	18.1132	18.8544	19.2512	20.1173	20.4427	20.5730	20.7521
5	Denmark	Krone	19.2181	19.4065	20.1352	20.3735	21.1290	21.2391	21.0741	21.1014
6	E.M.U.	Euro	142.9756	144.4933	149.7243	151.6553	157.4476	158.3463	157.0665	157.2492
7	Hong Kong	Dollar	15.8021	15.8526	16.6787	17.0868	17.7270	17.6981	17.6629	17.7421
8	I.M.F.	SDR	172.9966	173.9472	182.4621	185.4778	192.0806	193.4625	192.9652	193.8787
9	India	Rupee	1.7825	1.7175	1.7826	1.8648	1.9584	1.9617	1.9468	2.0046
10	Japan	Yen	1.1133	1.109	1.1553	1.1776	1.2324	1.2734	1.2548	1.2516
11	Kuwait	Dinar	409.1632	410.075	430.4586	440.0111	455.7799	457.7750	456.4674	458.5132
12	Malaysia	Ringgit	30.2986	29.9929	31.4002	31.9347	33.2171	33.7184	33.9929	34.1415
13	Newzeland	Dollar	82.6614	81.7529	85.2873	90.4865	94.5102	93.9680	94.6292	95.0382
14	Norway	Krone	14.9053	15.0261	15.8424	15.7989	16.0839	16.2305	16.1419	16.1978
15	Oman	Riyal	322.0604	322.5792	339.0441	347.3837	359.8519	360.4485	359.9184	361.7213
16	Qatar	Riyal	34.0568	34.1128	35.8825	36.7481	38.0597	38.1066	38.0633	38.2532
17	Singapore	Dollar	90.4782	90.4507	94.5821	97.0951	101.0504	102.4251	102.3288	102.7866
18	Sweden	Krona	13.708	13.8421	14.4551	14.7667	15.3332	15.4520	14.9822	14.9987
19	Switzerland	Franc	125.1128	128.0997	131.2568	133.2836	139.4843	140.2429	138.2515	139.0361
20	Saudi Arabia	Riyal	33.0218	33.0959	34.7818	35.6034	36.9210	36.9839	36.9438	37.1160
21	U.A.E.	Dirham	33.7147	33.793	35.5127	36.3621	37.7065	37.7660	37.7185	37.8907
22	U.K.	Sterling (Pound)	159.467	161.6097	169.6111	172.2536	175.2696	178.6763	180.0221	183.3356
23	U.S.A.	Dollar	123.7896	124.0816	130.3831	133.5041	138.4713	138.6951	138.5307	139.1663

Note: Euro, a common currency of the 11 member countries of European Economic and Monetary Union (EMU) was introduced with effect from 1st January, 1999.

Source: State Bank of Pakistan.

2. CLIMATE

2.1 Temperature at Selected Stations

(In centigrade)

Stations	Murree		Rawalpindi/Islamabad		Jhelum		Lahore		Sargodha	
Height in meters above sea level	2167		507		232		213		187	
	Max.	Min.	Max.	Min.	Max.	Min.	Max.	Min.	Max.	Min.

Month:

May. 2017	23.8	13.8	36.0	20.2	39.2	23.9	38.9	25.9	38.9	24.9
Jun. 2017	24.3	15.1	36.0	22.8	38.2	24.9	36.9	26.2	38.3	26.3
July. 2017	22.9	15.8	34.3	24.4	36.0	26.3	35.6	27.0	36.5	27.6
Aug. 2017	23.2	15.4	33.6	23.4	35.3	25.9	35.4	26.8	36.9	27.7
Sep. 2017	22.8	13.8	33.5	20.4	35.6	23.6	35.0	24.1	35.4	24.5
Oct. 2017	22.7	12.5	32.1	14.5	34.5	18.2	34.2	20.8	34.4	20.4
May. 2018	23.0	13.2	34.9	21.4	38.9	22.8	39.3	25.9	38.3	24.0
Jun. 2018	25.9	16.7	38.9	26.4	40.5	27.4	38.4	27.3	38.7	27.2
July. 2018	23.2	16.0	34.8	24.3	35.8	26.7	34.5	26.5	35.6	26.8
Aug. 2018	23.1	16.8	33.5	24.3	35.7	26.5	35.9	28.1	37.1	28.6
Sep. 2018	22.5	14.6	32.9	21.4	35.5	23.9	34.7	25.3	36.8	25.3
Oct. 2018	19.3	9.6	28.7	13.0	32.6	16.7	32.1	19.9	32.5	19.1

Stations	Faisalabad		Multan		Bahawalpur		Hyderabad		Nawabshah	
Height in meters above sea level	183		122		116		40		37	
	Max.	Min.	Max.	Min.	Max.	Min.	Max.	Min.	Max.	Min.

Month:

May. 2017	39.8	26.1	41.4	28.4	41.9	26.4	42.0	26.1	44.6	26.0
Jun. 2017	38.4	26.8	38.9	28.1	39.2	27.6	39.2	27.7	43.6	27.9
July. 2017	37.1	28.0	38.5	29.6	39.3	28.7	36.6	26.9	40.6	27.4
Aug. 2017	37.2	27.6	37.5	28.7	38.1	27.9	36.4	26.1	40.4	26.9
Sep. 2017	36.0	24.3	36.7	26.3	37.6	24.9	36.4	24.4	38.6	25.2
Oct. 2017	34.9	19.9	35.4	20.6	36.4	19.6	38.6	22.5	40.0	20.0
May. 2018	39.4	25.0	40.1	26.0	40.2	25.4	43.0	26.0	45.7	27.0
Jun. 2018	39.1	27.3	41.1	29.3	40.9	28.5	39.8	26.8	44.2	27.6
July. 2018	36.4	27.2	38.5	29.9	38.6	28.3	37.3	26.4	41.2	27.5
Aug. 2018	37.2	28.3	37.3	29.0	37.9	27.9	35.6	25.0	40.3	26.5
Sep. 2018	36.1	25.0	36.3	26.5	36.6	25.0	36.4	23.2	39.8	24.4
Oct. 2018	32.4	18.7	33.6	20.3	34.4	18.8	37.5	21.3	38.3	19.4

Contd.

2.1 Temperature at Selected Stations

(In centigrade)

Stations	Jacobabad		Karachi A.P.		Peshawar		D.I.Khan		Saidu Sharif		Gilgit	
Height in meters above sea level	55		21		359		173		961		1459	
	Max.	Min.	Max.	Min.	Max.	Min.	Max.	Min.	Max.	Min.	Max.	Min.

Month:

May. 2017	45.0	28.3	36.1	27.8	37.8	24.4	41.4	24.7	34.0	17.8	31.2	13.8
Jun. 2017	43.2	29.7	36.2	29.3	38.1	25.9	40.5	25.7	35.9	21.2	33.9	16.2
July. 2017	40.0	29.8	33.1	27.7	36.4	26.8	39.1	26.5	34.2	22.3	34.3	19.2
Aug. 2017	38.5	28.8	33.7	27.1	35.5	25.7	39.3	27.1	34.1	20.6	N.R	N.R
Sep. 2017	37.4	26.0	34.4	26.2	35.3	23.0	37.7	23.9	32.7	16.2	N.R	N.R
Oct. 2017	36.4	20.7	36.6	23.5	32.6	18.9	35.5	19.5	30.8	12.2	N.R	N.R
May. 2018	44.2	27.8	38.7	27.7	34.6	21.6	40.1	24.3	30.5	15.4	28.0	12.4
Jun. 2018	45.6	29.0	35.4	28.8	39.9	26.5	41.6	27.5	35.7	18.5	34.0	16.6
July. 2018	41.3	28.6	33.8	28.1	36.7	24.6	39.6	27.4	33.3	20.8	34.7	18.7
Aug. 2018	38.7	27.2	31.9	26.3	36.2	25.6	40.3	28.3	34	20.8	36.6	18.3
Sep. 2018	36.9	25.9	32.7	25.5	35.8	22.2	38.5	25.0	32.4	17.0	31.6	13.2
Oct. 2018	35.1	20.0	36.9	23.0	29.7	14.0	33.8	18.1	26.7	9.6	24.0	5.1

Stations	Quetta (Samungli)		Zhub (Fortsandeman)		Khuzdar		Punjabur		Dalbadin	
Height in meters above sea level	1600		1405		1231		980		848	
	Max.	Min.	Max.	Min.	Max.	Min.	Max.	Min.	Max.	Min.

Month:

May. 2017			32.9	13.8	35.0	20.7	37.9	20.1	40.2	24.0	41.5	18.4
Jun. 2017			36.8	18.4	37.1	21.3	40.4	23.9	42.0	26.4	44.8	19.8
July. 2017			37.4	19.7	37.1	21.4	36.9	24.8	39.7	25.4	44.3	21.4
Aug. 2017			35.5	16.0	36.9	22.1	36.7	24.6	38.0	22.2	41.9	21.5
Sep. 2017			32.5	12.7	33.6	17.6	35.3	21.2	35.2	19.7	38.6	17.4
Oct. 2017			27.4	5.6	29.6	14.1	31.9	18.4	34.4	17.2	35.5	14.5
May. 2018			30.1	16.6	32.3	19.3	35.0	21.5	38.8	23.0	38.0	21.9
Jun. 2018			36.3	21.0	37.6	23.2	40.8	24.4	42.5	27.1	44.1	26.5
July. 2018			37.8	21.1	36.2	24.1	38.1	26	40.9	25.8	44.4	27.1
Aug. 2018			37.1	19.0	37.5	25.0	36.2	25.3	38.3	23.6	42.5	25.2
Sep. 2018			32.8	11.9	33.7	20.8	35.0	21.3	36.1	20.5	38.5	18.0
Oct. 2018			25.3	6.1	27.2	14.7	29.7	15.8	31.0	15.5	32.1	12.5

Source: Pakistan Meteorological Department, Karachi.

2.2 Rainfall at Selected Stations

(In millimeters)

Stations	Murree	Rawalpindi/ Islamabad	Jhelum	Lahore	Sargodha	Faisal- abad	Multan	Bahawal- pur	Hyder- abad	Nawab- shah	Jaco- abad
Height in meters above sea level	2167	507	232	213	187	183	122	116	40	37	55

Year/month

2013	1451.5	1732.0	924.0	1109.0	362.0	378.0	157.0	148.0	74.0	86.0	345.0
2014	1228.6	1139.0	939.3	800.6	401.3	401.8	247.3	67.9	25.4	67.0	21.3
2015	2416.8	1477.0	848.0	856.0	588.0	512.0	395.0	498.0	114.0	120.0	148.0
2016	1313.8	1044.0	890.0	801.0	744.0	427.0	196.0	112.0	166.0	143.0	46.0
2017	1351.5	974.2	998.4	628.1	502.9	327.6	237.9	143.9	121.8	98.5	79.0
May. 2017	29.0	21.0	31.7	9.9	46.0	2.0	0.0	17.0	0.0	0.0	11.0
Jun. 2017	212.8	145.9	87.2	201.2	52.0	77.2	81.7	66.1	14.0	24.0	9.2
July. 2017	209.6	284.6	259.3	149.1	89.3	92.0	29.8	25.6	27.0	26.1	15.0
Aug. 2017	262.8	160.8	311.9	70.3	116.6	37.6	56.2	0.0	70.0	43.0	0.0
Sep. 2017	56.4	92.0	66.1	52.2	69.4	49.6	12.2	8.0	Tr	2.0	Tr
Oct. 2017	13.0	7.0	0.0	0.0	0.0	0.0	0.0	0.0	0.0	0.0	0.0
May. 2018	89.5	39.8	35.3	10.8	32.0	13.0	6.6	8.0	0.0	0.0	0.0
Jun. 2018	90.6	68.4	44.3	115.6	80.0	125.3	14.0	19.0	1.0	Trace	5.0
July. 2018	455.3	373.6	206.2	341.7	258.3	123.8	1.4	57.0	1.0	2.0	0.0
Aug. 2018	179.9	532.5	263.6	25.8	8.9	15.0	26.2	11.0	3.8	2.7	0.0
Sep. 2018	93.2	105.0	36.2	25.3	18.0	33.0	0.0	0.0	3.0	0.0	0.0
Oct. 2018	94.3	31.0	10.4	0.0	6.0	1.0	0.0	0.0	Trace	0.0	0.0

Contd.

2.2 Rainfall at Selected Stations

(In millimeters)

Stations	Karachi Airport	Peshawar	D.I. Khan	Saidu Sharif	Gilgit	Quetta (Samungli)	Zhob (Fort sandeman)	Khuzdar	Punjgoor	Dalbadin
Height in meters above sea level	21	359	173	961	1459	1600	1405	1231	980	848

Year/month

2013	169.0	551.0	327.0	954.3	153.5	53.0	66.0	479.0	101.0	23.0
2014	30.7	326.3	249.7	660.0	107.0	97.0	173.7	201.9	61.8	17.3
2015	53.0	1387.0	477.0	1062.2	144.0	153.0	364.0	147.0	61.0	47.0
2016	168.0	355.0	271.0	221.3	142.2	89.0	167.0	41.0	45.0	41.0
2017	232.2	503.0	N.R	794.4	N.R	149.4	N.R	228.5	39.0	41.8
May. 2017	0.0	5.1	1.1	32.0	43.4	0.6	6.0	8.0	15.0	0.0
Jun. 2017	58.9	42.0	53.0	28.1	10.1	0.0	2.0	47.0	0.0	0.0
July. 2017	33.2	77.0	48.0	97.0	10.4	0.0	47.0	78.8	0.0	0.0
Aug. 2017	65.6	66.0	77.0	141.0	N.R	0.0	33.0	14.7	0.0	0.0
Sep. 2017	26.4	36.0	Tr	55.5	N.R	0.0	2.0	0.0	0.0	0.0
Oct. 2017	0.0	0.0	0.0	1.0	N.R	0.0	0.0	0.0	0.0	0.0
May. 2018	0.0	89.0	4.0	91.0	12.3	Tr.	10.0	0.5	0.0	1.6
Jun. 2018	Tr.	14.0	11.0	99.0	2.9	0.0	35.0	13.4	0.0	0.0
July. 2018	Tr.	122.0	25.0	175.0	17.7	0.0	32.0	46.0	4.0	1.0
Aug. 2018	0.8	24.6	Tr.	50.5	9.7	0.0	9.0	29.3	0.0	0.0
Sep. 2018	Tr.	19.0	Tr.	19.0	5.6	0.0	17.0	3.0	0.0	0.0
Oct. 2018	0.0	29.0	0.0	53.6	10.8	Tr.	0.0	0.0	0.0	0.0

N.R = Not received

TR = Trace (Rainfall less than 0.1 mm)

Source: Pakistan Meteorological Department, Karachi.

ENERGY & MINING

3.1 Production of Crude Oil

Unit: Barrels

Company	Field	July, 2018	Aug, 2018	Sep, 2018	Oct, 2018	Nov, 2018	Dec, 2018	Jan, 2019	Feb, 2019	Mar, 2019	July- Mar Total	
Punjab												
OGDCL	Bhalsyedan	304	326	338	335	474	417	424	394	422	3434	
	Chak Naurang	10165	11100	10800	10720	10355	10485	10705	9465	10491	94286	
	Dakhni	18433	16131	12895	18525	18285	15910	13707	14865	15625	144376	
	Dhodak	982	946	913	943	855	874	855	783	849	8000	
	Fimkassar	4960	4820	3990	4185	4050	4340	4340	3960	4650	39295	
	Kal	4800	5122	11152	12055	12200	12710	12505	10900	12252	93696	
	Missakiswal	1550	1445	1427	1368	1350	1445	1600	1260	1420	12865	
	Rajian	54059	56020	53050	54270	55660	53060	58110	46596	54457	485282	
	Soghri	3165	2464	1245	4745	3905	3905	1400	1185	2065	24079	
	Sadkal	848	1360	1315	1492	1438	1561	1060	890	1627	11591	
	Toot	7128	7123	6952	7177	6973	7421	7422	6607	4995	61798	
	Sub-Total	106394	106857	104077	115815	115545	112128	112128	96905	108853	978702	
	OPL	Bhangali	145	141	169	122	121	148	148	115	137	1246
		Dhurnal	1187	1785	1601	5936	6728	2252	2527	2431	2315	26762
Ratana		5697	5326	5055	5092	4140	3651	4720	3949	4046	41676	
Sub-Total		7029	7252	6825	11150	10989	6051	7395	6495	6498	69684	
POL	Balkassar	10269	10118	9691	9395	9879	9973	9852	9070	8796	87043	
	Dhulian	4071	3483	3208	3576	3561	3413	3150	2853	2966	30281	
	Khaur	3211	719	2938	1758	1072	1970	1006	2312	687	15673	
	Joyamir	1448	1079	1409	1262	1245	1267	1255	1166	1286	11417	
	Jhandial	15081	13714	19602	27999	27358	27566	27401	13035	15575	187331	
	Minwal	2574	2655	2602	2685	1823	3473	3446	2953	3085	25296	
	Meyal	8488	8629	8162	8566	8205	8749	8705	7804	8618	75926	
	Pariwali	8673	8864	8773	8745	8399	8548	8049	7832	8509	76392	
	Pindori	5167	5030	4925	8567	5712	5634	5299	4837	5274	50445	
	Turkwal	799	747	717	706	683	680	675	589	653	6249	
Sub-Total	59781	55038	62027	73259	67937	71273	68838	52451	55449	566053		
MPCL	Ghauri	11413	11070	4830	-	0	0	4982	6985	7810	47090	
	Halini	17000	16425	16098	16483	15573	15288	14481	11894	12685	135927	
	Halini Deep	23680	23413	21712	21461	20343	20661	20195	16053	20061	187579	
	Kalabagh	3593	3748	3351	3476	3268	3546	3306	2770	2961	30019	
	Sub-Total	55686	54656	45991	41420	39184	39495	42963	37702	43517	400614	
PPL	Adhi	273536	265821	233639	302581	310184	309810	298252	260594	285716	2540133	
	Sub-Total	273536	265821	233639	302581	310184	309810	298252	260594	285716	2540133	
DEWAN	Rodho Salsabil	1408	1099	1507	1737	1758	1762	1616	1282	1305	13474	
	Sub Total	1408	1099	1507	1737	1758	1762	1616	1282	1305	13474	
	Punjab Total	503834	490723	454066	545962	545597	540519	531192	455429	501338	4568660	
Sindh												
OPPL	Zamzama	6466	6719	6251	5967	5347	5198	4946	4401	4996	50291	
	Sub-Total	6466	6719	6251	5967	5347	5198	4946	4401	4996	50291	
UEPL	Aassu	5792	3774	0	610	4940	5280	7514	4769	4867	37546	
	Ali	35	0	0	0	45275	0	0	0	0	45310	
	Bari	45719	43950	38736	37838	0	69402	90734	77478	84281	488138	
	Bijoro	9762	5140	5031	4768	3504	3769	2159	2537	2964	39634	
	Bukhari Deep	819	367	491	1021	2970	3065	3300	3237	2737	18007	
	Bukhari North	0	0	0	0	0	527	255	4	0	786	
	Dabhi (South)	13456	12481	12191	11893	540	9162	9257	8980	8138	86098	
	Dabhi (North)	1161	0	0	2407	10325	0	0	0	0	13893	
	Gharo	79	324	341	1307	0	58	1176	1338	752	5375	
	Gomani	0	0	0	0	955	311	0	0	1	1267	
	Guni	464	92	16	598	496	0	0	0	0	1666	
	Gulsher	--	--	2383	0	0	42433	39866	33331	30552	148565	
	Ghunghro	644	548	577	15346	28625	1153	1405	1242	1402	50942	
	Hayat	439	24509	7811	460	1194	6255	4027	3389	2829	50913	
	Halipotota	12477	9210	8073	4192	8729	7299	6923	6371	7031	70305	
	Hakro	0	19	0	7633	7724	0	0	0	0	15376	

Contd.

3.1 Production of Crude Oil

											Unit: Barrels
Company	Field	July, 2018	Aug, 2018	Sep, 2018	Oct, 2018	Nov, 2018	Dec, 2018	Jan, 2019	Feb, 2019	Mar, 2019	July- Mar Total
Jabo		2042	2018	1920	0	0	1956	1850	1545	1857	13188
Jagir		802	0	0	2032	1953	380	436	287	778	6668
Jan		1295	1682	1769	0	0	1843	1777	1497	1613	11476
Kamal North		5266	6443	6173	1778	1835	4808	5133	3922	3831	39189
Khaskeli		3716	3670	3827	5099	4887	3941	3802	3286	3425	35653
Khaskeli Down Thrown		779	755	698	3827	3215	552	732	615	569	11742
Khorewah		1758	2290	1214	675	587	546	446	1047	2717	11280
Korai		317	179	85	1792	811	82	98	155	122	3641
Kumbh		2887	2909	2912	38	50	3308	3081	3110	2934	21229
Laghari		1679	936	0	3049	3293	0	0	0	0	8957
Lodano		425	376	296	0	0	382	255	62	405	2201
Lodano Deep		1162	1120	937	380	323	1086	725	177	1172	7082
Mazari		24695	25020	23220	1106	923	46197	46506	38410	43825	249902
Makhdumpur		0	0	0	0	0	0	0	35	92	127
Meyun Ismail Deep		308	207	635	23038	22824	155	44	0	122	47333
Meyun Ismail		1137	762	172	171	151	594	892	915	932	5726
Maroja		---	---	---	---	532	1163	742	610	957	4004
Missri		212	68	55	653	439	0	0	0	0	1427
Mohano		11	11	551	4	0	0	0	0	0	577
Mohri		2	29	0	331	0	0	0	0	0	362
Muban		4258	4205	4603	0	0	4785	4872	3640	3438	29801
Murid		1828	2246	2172	4521	4126	1777	2336	1987	2464	23457
Naimat Basal 2X		684	534	556	1798	1990	128	0	0	46	5736
Naimat Basal		21690	0	0	467	457	0	0	0	0	22614
Naimat West		0	22139	21553	0	0	18879	20075	19085	20004	121735
North Akari		1167	1234	1220	17768	17862	1298	1332	1188	1295	44364
Paniro		958	1139	912	1316	1233	673	1307	1494	846	9878
Piaro Deep		215	177	159	759	533	195	185	186	151	2560
Rajani		19903	18853	18594	186	187	15134	18117	16341	17719	125034
Rahim 1 X		4531	6614	6517	17172	13811	101773	89921	69509	59370	369218
Rahim 2X		5722	5606	5525	74466	105573	0	0	0	0	196892
Rahim North		119	103	99	4492	2679	108	106	47	65	7818
Rawat		1594	1407	1477	83	95	871	135	0	0	5662
Rawal		0	0	0	0	0	0	0		192	192
Rawat North		3919	2364	1642	775	228	127	0	0	0	9055
Roshani		19343	13075	7796	1301	868	0	0	970	2303	45656
Sajan		939	1023	989	5034	2766	874	923	157	0	12705
Saleh		16835	16535	16438	821	815	6890	4931	2895	4613	70773
Sukhi		37	51	0	13536	5984	0	0	0	0	19608
Sukhi South		0	0	0	0	0	71983	65660	28124	13672	179439
Sakhi		1608	1767	1507	0	0	1385	1702	1785	1718	11472
Sakhi Deep		61	53	26	614	1111	0	54	4	0	1923
Sonro		2563	2759	1331	13	0	23208	8538	5858	6126	50396
South Buzdar Deep		4583	4015	2872	2307	3888	1930	2429	2468	2171	26663
South Mazari		7614	7753	7553	2860	2615	8108	6422	6467	8218	57610
South Mazari Deep		13061	13966	13424	8832	8571	12433	12665	12502	13242	108696
Sohrab		0	0	0	13828	13126	0	0	0	0	26954
Sohrab Deep		344	395	527	1691	1602	1842	1657	1978	1977	12013
Sheikhano		3860	3280	3014	3422	2862	2177	2410	2322	2654	26001
Sutiari Deep		7230	7141	6969	5761	5758	6068	6448	6163	9758	61296
Sumar Deep		811	974	938	694	1559	694	606	672	1003	7951
Salamat		5594	5736	5592	4613	4622	4471	4035	3854	4180	42697
Sahu		0	0	8	21	0	0	0	0	0	29
Thebo		1131	872	1044	620	807	900	713	816	1011	7914
Tando Ghulam Ali		60	0	0	0	0	0	0	0	0	60
Tangri		1438	1014	993	957	859	994	1266	1381	1233	10135
Tangri Deep		420	317	263	248	232	285	298	310	324	2697
Turk		1530	2648	1702	2634	2557	2911	3428	2774	2399	22583

Contd.

3.1 Production of Crude Oil

											Unit: Barrels
Company	Field	July, 2018	Aug, 2018	Sep, 2018	Oct, 2018	Nov, 2018	Dec, 2018	Jan, 2019	Feb, 2019	Mar, 2019	July- Mar Total
OGDCL	Turk Deep	133	485	301	374	594	627	1158	1034	289	4995
	Umer	37	44	71	208	75	66	96	164	115	876
	Warar	0	7	0	0	0	0	0	0	0	7
	Zaur	5193	5246	5861	6646	7238	7506	6856	5053	5966	55565
	Sub-Total	300353	304666	264362	332884	374383	516807	503816	399577	399467	3396315
	Bobi	10095	10535	10380	16990	20230	19880	17870	15860	17030	138870
	Chandio	93	93	59	62	55	53	9	0	0	424
	Chutto	8635	8650	7020	6705	6635	6910	6935	5875	6545	63910
	Chak 2	25174	25271	24256	24678	22163	22688	21360	18529	19896	204014
	Chak 7A	1703	1705	1650	1705	1650	1570	1240	1120	1240	13583
	Chak 63	353	0	0	0	0	0	0	0	0	353
	Chak 63 South East	9095	8969	8307	8330	7178	7033	5801	5150	5849	65713
	Dars	13452	13392	12917	13130	10374	6318	7865	8480	9396	95324
	Dars West	17788	17727	17151	17520	13896	10748	17780	16261	18024	146895
	Dars Deep	4001	3956	3810	3885	3472	4282	4475	4000	4428	36309
	Hakeem Daho	14367	14486	13905	14927	14727	15653	12066	10659	11494	122285
	Nime	0	0	0	485	985	1275	1010	655	670	5080
	Nur Baghla	1307	1796	1720	1720	1594	1492	1479	1383	1486	13977
	Jakhro	376	354	359	327	325	327	433	366	408	3275
	Jarwar	2690	2100	2615	2740	2650	2680	2715	2100	2325	22615
	Kunnar	64840	75361	103487	106021	94550	88295	92470	100683	112992	838699
	Kunnar West	4011	4000	3896	3947	3666	4193	4304	3869	4184	36070
	Kunnar South	5669	5418	5539	5673	5424	5749	5630	4993	5567	49662
	Kunnar Pasakhi Deep	38934	39481	38484	39970	37489	42572	44218	39715	45021	365884
	Lashari Centre	12235	12030	10685	10570	9405	9925	9915	9020	9915	93700
	Lala Jamali	16925	16735	15283	15973	14517	14583	18702	17514	19405	149638
	Moolan	2398	0	0	0	0	0	0	0	0	2398
	Missan	3075	3040	2875	2725	2675	2720	2765	2470	2765	25110
	Norai Jagir	310	345	445	250	4233	0	0	0	0	5583
	Pali	5240	4240	3855	4125	0	2835	130	3052	3760	27237
	Pasaki	80770	81045	77435	79740	76480	48605	68700	72620	80340	665735
	Pasaki North	21935	22295	21420	22115	20425	15270	11930	17900	19700	172990
Pasaki East	5275	5210	5069	5196	4964	5179	5095	4524	5011	45523	
Pasaki North East	5600	5600	5460	5590	5450	3030	11825	10735	11995	65285	
Qadir Pur	8520	7305	4826	9365	11245	12200	11670	11090	11570	87791	
Resham	2466	2230	1500	1550	1500	1140	777	407	898	12468	
Shah	4112	4050	3952	4086	3934	4123	4104	3686	4087	36134	
Sono	22765	22780	21060	13335	17770	15250	19980	19565	21615	174120	
Tando Alam	16030	15885	13955	12895	12270	6610	8270	10130	11135	107180	
Tando Allah Yar	10941	10932	10650	10553	8386	5899	7709	2386	2569	70025	
Thora Deep	3192	3165	3060	3088	2983	3060	3137	2997	2810	27492	
Thora	8635	8640	8235	8335	8255	8685	8615	7905	8745	76050	
Unar	3443	3364	3143	3235	3139	3242	3299	2972	3296	29133	
Sub-Total	456450	462185	468463	481541	454694	404075	444284	438671	486171	4096534	
PPL	Adam	2377	2175	2237	2377	2048	2054	2114	2195	2093	19670
	Adam West	895	918	833	884	895	727	907	922	887	7868
	Kandh Kot	36	62	297	507	697	578	936	398	375	3886
	Kabir	3372	3247	3182	3967	3536	3533	4154	3894	4249	33134
	Mazarani	307	297	281	289	323	352	314	260	337	2760
	Shahdad	3101	3389	3172	3494	3816	3361	4693	6609	8660	40295
	Sharf	18741	18914	16951	19049	17115	18240	22253	20109	23386	174758
	Sui	0	0	0	0	0	0	0	0	0	0
	Sub-Total	28829	29002	26953	30567	28430	28845	35371	34387	39987	282371
	MPCL	Aqeeq	623	597	511	419	427	510	458	412	456
Mari		1543	1525	1243	1522	1432	1016	1597	1444	1534	12856
Sujjal		4084	4210	4054	3374	3386	4133	4077	3738	4012	35068
Sujawal		448	453	396	324	339	360	291	263	236	3110
Sub-Total		6698	6785	6204	5639	5584	6019	6423	5857	6238	55447

Contd.

3.1 Production of Crude Oil

											Unit: Barrels
Company	Field	July, 2018	Aug, 2018	Sep, 2018	Oct, 2018	Nov, 2018	Dec, 2018	Jan, 2019	Feb, 2019	Mar, 2019	July- Mar Total
Eni(Pak)	Bhit	3067	3135	3557	4936	5158	4504	3473	4114	3980	35923
	Badhra	2107	2261	2585	3738	3830	3285	2474	4227	4143	28650
	Kadanwari	221	322	452	700	697	697	697	687	1395	5868
	Sub-Total	5395	5718	6594	9374	9685	8486	6644	9028	9518	70442
OMV	Latif	1212	911	1218	916	918	924	927	1235	1083	9344
	Miano	389	590	464	522	528	1012	770	855	1344	6474
	Sub Total	1601	1501	1682	1438	1446	1936	1697	2090	2427	15818
OMV Maurice	Mehar	9696	9218	8444	8852	8732	9674	14088	8095	12872	89671
	Sofiya	17023	18968	16961	16180	14688	13311	12336	6473	10827	126767
	Sub-Total	26719	28186	25405	25032	23420	22985	26424	14568	23699	216438
	Sindh Total	832511	844762	805914	892442	902989	994351	1029605	908579	972503	8183655
KPK											
	OGDCL										
	Chanda	73110	57950	68830	66833	67432	69825	69220	60930	65395	599525
	Mela	53410	42805	47090	50620	48204	50280	49230	35585	43950	421174
	Naspha	600170	594691	570686	582159	539799	529658	567599	503275	549721	5037758
	Sub-Total	726690	695446	686606	699612	655435	649763	686049	599790	659066	6058457
MOL											
	Makori	1161	1722	1651	2214	1050	2178	1314	1434	0	12724
	Makori Deep	45857	59499	56970	54018	52967	48139	45684	29293	33598	426025
	Makori East	274904	335636	314475	337958	302808	301227	330319	301763	323578	2822667
	Mamikhel	15338	15453	14259	14905	15076	17584	17301	15639	17594	143149
	Manzalai	11325	11426	8926	8842	8725	7998	8360	7635	8986	82222
	Maramzai	141541	147183	129096	147819	141567	144001	144104	131222	144919	1271452
	Mardankhel	95806	102934	118037	142889	113556	87439	138280	122817	134362	1056120
	Tolanj	838	708	614	628	585	612	585	514	537	5622
	Tolanj West	691	673	527	652	639	686	679	599	641	5787
	Sub-Total	587461	675234	644555	709925	636973	609865	686626	610915	664215	5825768
	KPK Total	1314151	1370680	1331161	1409537	1292408	1259628	1372675	1210705	1323281	11884225
Balochistan											
OGDCL	Uch	1138	931	825	488	170	401	913	821	2166	7853
	Sub-Total	1138	931	825	488	170	401	913	821	2166	7853
MPCL	Zarghun South	133	149	131	149	147	163	148	171	215	1406
	Sub-Total	133	149	131	149	147	163	148	171	215	1406
PPL	Sui	450	899	904	1046	1378	1646	1777	1501	1524	11125
	Sub-Total	450	899	904	1046	1378	1646	1777	1501	1524	11125
	Balochistan Total	1721	1979	1860	1683	1695	2210	2838	2493	3905	20384
	Grand Total	2652217	2708144	2593001	2849624	2742689	2796708	2936310	2577205	2801027	24656924

3.2 Production of Natural Gas

											Unit: MMCFT
Company	Field	July, 2018	Aug, 2018	Sep, 2018	Oct, 2018	Nov, 2018	Dec, 2018	Jan, 2019	Feb, 2019	Mar, 2019	July-March Total
Punjab											
OGDCL	Bahu	10.50	8.02	6.77	7.09	7.44	9.30	9.33	8.48	9.39	76.32
	Bhalsyedana	2.06	2.38	2.12	1.83	2.19	2.19	2.02	1.87	1.70	18.36
	Dakhni	702.76	649.57	589.01	661.94	578.61	596.63	536.49	580.95	617.80	5513.76
	Dhodak	101.60	96.80	93.00	96.80	93.10	96.40	96.10	86.90	52.90	813.60
	Fimkassar	3.26	3.26	3.15	3.26	3.15	3.26	3.26	2.94	3.26	28.80
	Jand	0.00	0.00	0.00	0.00	0.00	0.00	146.10	166.12	162.28	474.50
	Kal	0.00	0.00	0.00	1.30	1.34	1.35	1.29	1.12	1.29	7.69
	Missakiswal	3.60	3.60	3.45	3.54	3.42	3.37	3.35	4.37	3.89	32.59
	Nandpur/Panjpir	247.27	288.27	253.18	244.37	221.80	226.71	225.92	180.82	186.73	2075.07
	Rajin	24.42	25.56	24.43	23.97	22.84	23.19	23.66	21.57	23.22	212.86
	Sadkal	45.54	49.70	45.77	48.58	45.91	45.91	41.69	39.06	42.39	404.55
	Soghri	209.91	198.38	171.07	296.47	283.47	277.80	173.36	119.20	189.83	1919.49
	Toot	31.47	31.47	30.45	31.47	30.45	31.47	31.47	28.42	22.87	269.54
	Sub-Total	1382.39	1357.01	1222.40	1420.62	1293.72	1317.58	1294.04	1241.82	1317.55	11847.13
OPL	Bhanganli	0.34	0.35	0.40	0.32	0.30	0.38	0.38	0.24	0.22	2.93
	Dhurnal	12.47	14.43	13.42	18.19	19.13	16.12	15.96	15.30	14.87	139.89
	Ratana	152.32	146.32	139.63	135.81	112.27	117.23	120.36	107.11	118.24	1149.29
		Sub Total	165.13	161.10	153.45	154.32	131.70	133.73	136.70	122.65	133.33
POL	Balkassar	1.14	1.13	1.09	1.02	1.06	0.99	0.99	0.90	0.87	9.19
	Dhulian	55.68	55.66	54.03	55.95	54.06	55.75	56.06	50.97	54.23	492.39
	Meyal	61.56	61.41	59.73	61.73	59.42	61.66	61.66	55.96	61.88	545.01
	Jhandial	203.19	185.00	204.09	286.43	264.49	254.55	257.54	133.93	167.49	1956.71
	Khaur	0.00	1.36	8.61	6.45	7.99	8.58	6.13	8.82	4.72	52.66
	Pariwali	104.82	106.43	106.41	111.45	106.57	109.95	109.97	99.45	107.45	962.50
	Pindori	18.04	17.84	17.03	27.55	20.00	18.62	17.63	15.89	17.65	170.25
	Turkwal	1.54	1.55	1.50	1.53	1.50	1.54	1.54	1.33	1.51	13.54
	Sub Total	445.97	430.38	452.49	552.11	515.09	511.64	511.52	367.25	415.80	4202.25
PPL	Adhi	2353.00	2283.00	1948	2261	2142	2235	2218	1954	2085	19479.00
		Sub Total	2353.00	2283.00	1948.00	2261.00	2142.00	2235.00	2218.00	1954.00	2085.00
MPCL	Halini	16.18	15.92	14.86	15.51	14.88	14.73	14.09	11.23	10.94	128.34
	Halini Deep	44.52	44.51	42.17	41.02	39.32	39.28	38.13	26.91	33.39	349.25
	Kalabagh	126.10	138.96	128.26	131.54	123.02	126.24	122.81	104.11	110.58	1111.62
		Sub Total	186.80	199.39	185.29	188.07	177.22	180.25	175.03	142.25	154.91
DEWAN	Rodho(Salsabil)	225.09	191.77	246.08	257.23	246.582	252.11	244.06	194.84	216.35	2074.11
		Sub Total	225.09	191.77	246.08	257.23	246.58	252.11	244.06	194.84	216.35
	Punjab Total	4758.38	4622.65	4207.71	4833.35	4506.31	4630.31	4579.35	4022.81	4322.94	40483.81
Sindh											
OPPL	Zamzama	1426.25	1454.74	1342.09	1329.23	1210.25	1191.60	1,112.79	1001.97	1104.41	11173.33
		Sub Total	1426.25	1454.74	1342.09	1329.23	1210.25	1191.60	1112.79	1001.97	1104.41
UEPL	Aassu	3.47	2.38	0.00	0.28	2.67	2.30	3.57	3.13	3.37	21.17
	Ali	93.25	80.32	72.25	74.69	68.35	68.62	66.83	69.10	59.64	653.05
	Babarki	12.85	14.48	5.32	0.02	0.00	0.00	0.00	0.00	0.00	32.67
	Bari	32.79	32.55	24.79	23.92	32.02	41.55	43.78	45.69	46.35	323.44
	Bhatti/Nakurji	7.53	13.51	1.62	0.99	0.95	1.56	0.23	15.78	1.12	43.29
	Bago					0.00	0.47	0.10	0.00	0.00	0.57
	Bijoro	2.05	1.42	1.76	1.98	1.51	1.85	1.74	1.64	1.85	15.80
	Bukhari Deep	77.53	82.13	94.48	77.97	71.64	79.18	73.26	68.07	78.20	702.46
	Bukhari North	0.00	0.00	0.00	400.23	271.61	163.00	122.03	2.99	0.03	959.89
	Chaman	17.16	9.29	7.70	8.65	7.92	7.92	7.02	7.33	6.90	79.89
	Dabhi North	1.10	1.80	1.05	0.02	0.00	0.00	0.00	0.00	0.00	3.97
	Dabhi South	2.98	5.89	3.33	7.43	5.14	0.92	2.38	4.22	6.25	38.54
	Gharo	0.13	0.23	0.19	0.60	0.31	0.00	0.24	0.33	0.28	2.31
	Ghungro	0.41	0.26	0.27	0.07	0.16	0.21	3.24	3.05	3.24	10.91
Golarchi	1.60	7.50	0.83	1.62	3.83	4.71	3.15	0.00	3.04	26.28	
	Gomani	0.00	0.00	0.00	42.17	121.70	93.03	0.01	0.00	2.25	259.16

Contd

3.2 Production of Natural Gas

											Unit: MMCFT
Company	Field	July, 2018	Aug, 2018	Sep, 2018	Oct, 2018	Nov, 2018	Dec, 2018	Jan, 2019	Feb, 2019	Mar, 2019	July-March Total
	Gulsher	--	--	0.28	1.34	3.39	5.45	4.63	4.63	4.44	24.16
	Guni	32.91	10.20	7.11	4.66	3.26	0.13	0.01	0.11	0.04	58.43
	Haider Deep	2.47	0.00	0.00	0.00	1.40	0.00	1.22	3.88	3.08	12.05
	Hakro	0.00	8.12	0.00	0.00	0.00	0.00	0.00	0.00	0.00	8.12
	Halipota	27.05	17.02	7.43	11.71	36.57	19.61	19.63	13.91	14.06	166.99
	Hayat	17.62	465.02	179.59	113.41	214.75	162.06	114.93	105.75	87.20	1460.33
	Jabo	2.69	2.72	2.64	2.79	2.67	2.61	2.18	1.67	2.32	22.29
	Jagir	0.12	0.00	0.00	0.00	0.00	0.41	0.87	0.37	0.83	2.60
	Jan	0.21	0.28	0.35	0.24	0.24	0.22	0.21	0.18	0.22	2.15
	Kamal North							29.41	19.46	19.50	68.37
	Kamal North -1	16.54	23.67	22.81	21.64	22.49	19.38	0.00	0.00	0.00	126.53
	Kato	5.30	5.05	4.66	5.00	4.40	4.38	4.14	4.42	4.24	41.60
	Kausar	41.67	42.44	43.11	46.90	42.48	44.14	50.24	40.59	40.18	391.74
	Khaskheli	17.48	18.78	18.46	18.28	15.60	17.50	17.66	15.46	17.51	156.73
	Khaskheli Down Throw	0.79	0.70	0.59	0.59	0.58	0.64	0.63	0.55	0.59	5.66
	Khorewah	90.22	63.28	57.49	62.35	59.08	59.48	58.00	45.70	56.62	552.21
	Khorewah Deep	2.50	2.31	1.88	2.11	2.75	3.94	4.15	1.45	1.76	22.85
	Korai	74.20	35.77	55.28	46.66	45.12	36.73	25.91	29.04	14.66	363.37
	Kumbh	4.03	3.99	3.90	3.59	1.44	2.60	3.99	3.49	4.53	31.56
	Laghari	1.95	1.64	0.00	0.00	0.00	0.00	0.00	0.00	0.00	3.59
	Lodano	5.12	5.63	5.26	5.67	5.18	5.61	4.79	2.92	5.65	45.83
	Lodano Deep	6.82	6.61	5.97	6.63	5.68	6.51	4.27	1.16	6.59	50.23
	Mazari	27.43	27.80	18.39	15.28	32.79	37.73	48.92	24.84	19.79	252.98
	Meyun Ismail Deep	18.71	15.19	14.95	13.36	10.20	11.87	4.14	0.00	8.39	96.81
	Missri	0.22	0.24	0.26	0.03	0.00	0.00	0.00	0.00	0.00	0.75
	Mohano	0.76	4.65	16.18	13.55	0.00	0.00	0.00	0.00	0.00	35.14
	Mohri	5.67	5.87	0.00	0.38	0.93	3.27	1.31	0.61	0.00	18.05
	Moroja	0.00	0.00	0.00	31.89	424.14	502.29	377.44	294.65	252.09	1882.50
	Muban	2.91	2.73	2.78	2.80	2.59	2.70	2.65	2.49	3.83	25.48
	Matli	0.00	0.00	0.00	0.00	0.00	1.04	7.15	1.92	6.98	17.09
	Makhdoompur	0.00	0.00	0.00	0.00	0.00	11.84	146.28	126.28	137.01	421.41
	Murid	1.12	1.06	0.98	0.63	0.17	0.15	2.02	1.63	1.75	9.51
	Naimat Basal	47.47	45.37	41.92	43.11	41.01	55.14	41.89	37.46	42.28	395.65
	Naimat Basal 2X	8.05	6.97	6.10	6.25	5.79	1.78	0.00	0.00	0.64	35.58
	Naimat West	3196.77	3422.70	3277.73	3356.53	3294.67	3652.86	3,687.97	3259.95	3354.79	30503.97
	Nurpur Deep					0.00	0.98	1.80	0.02	0.00	2.80
	North Akri	0.25	0.20	0.13	0.26	0.26	0.28	0.27	0.26	0.28	2.19
	Paniro	2.27	2.45	1.67	1.58	1.54	1.77	2.33	2.18	1.54	17.33
	Piario Deep	5.38	5.39	4.72	5.08	4.37	4.42	4.10	4.44	4.31	42.20
	Piario Deep Basal	40.14	41.15	37.11	38.97	34.26	33.09	32.35	27.54	29.61	314.22
	Qasim Deep	23.42	23.85	24.23	26.36	12.59	12.76	14.52	11.73	6.87	156.33
	Rahim 1X	17.78	15.97	15.14	258.64	415.69	380.78	363.56	306.65	260.70	2034.91
	Rahim 2X	2.45	2.66	2.52	2.35	1.65	0.00	0.00	0.00	0.00	11.63
	Rahim North	3.99	3.98	3.95	2.93	4.36	4.29	3.84	1.59	2.03	30.96
	Rajani	5030.46	4545.29	4279.13	4728.65	4665.53	4771.54	4322.62	3816.70	3918.76	40078.68
	Rawat	5.70	4.96	4.31	4.61	2.59	4.36	0.55	0.00	0.00	27.08
	Rawal							0.00	0.00	14.36	14.36
	Rawat North	5.55	5.07	5.21	4.85	4.33	0.47	0.00	0.00	0.00	25.48
	Roshnai	541.15	279.93	153.22	201.30	101.66	1.28	3.49	45.33	111.73	1439.09
	Sahu	--	--	0.04	0.11	0.00	0.00	0.00	0.00	0.00	0.15
	Sajan	183.07	237.88	227.40	194.21	185.05	167.37	169.04	26.49	0.00	1390.51
	Sakhi	6.70	8.22	9.34	3.84	4.33	5.17	5.80	5.10	6.44	54.94
	Sakhi Deep	22.27	17.56	20.32	15.10	14.64	19.84	22.45	20.01	20.61	172.80
	Salamat	995.10	914.21	959.45	973.48	944.32	100.15	905.26	822.13	894.27	7508.37
	Saleh	22.74	22.33	20.95	20.09	22.89	23.90	22.77	11.49	18.66	185.82
	Sheikhano	3.57	3.10	3.01	3.63	3.26	2.56	3.49	3.07	3.54	29.23

Contd

3.2 Production of Natural Gas

											Unit: MMCFT
Company	Field	July, 2018	Aug, 2018	Sep, 2018	Oct, 2018	Nov, 2018	Dec, 2018	Jan, 2019	Feb, 2019	Mar, 2019	July-March Total
	Sohrab Deep	542.97	552.52	608.58	926.64	779.41	682.01	526.95	448.47	416.40	5483.95
	Sonro	13.22	12.15	2.03	3.54	5.39	12.15	11.06	19.60	15.07	94.21
	South Buzdar	6.15	3.10	6.09	5.49	6.55	4.63	0.00	10.02	0.00	42.03
	South Buzdar Deep	70.71	34.89	22.94	14.68	17.35	12.30	0.00	12.71	33.51	219.09
	South Mazari	1.45	2.45	2.75	2.65	4.33	2.70	1.90	1.20	1.90	21.33
	South Mazari Deep	9.85	22.86	16.66	13.56	20.72	12.86	10.10	6.33	8.06	121.00
	Sukhi	68.65	31.28	0.00	0.00	0.00	0.00	0.00	0.00	0.00	99.93
	Sukhi South					0.00	11.58	12.44	5.87	3.82	33.71
	Sumar Deep	87.11	81.30	67.08	63.55	59.82	97.18	72.30	77.06	79.76	685.16
	Sutiyari Deep	3055.21	3856.85	3859.76	4041.99	3926.45	4121.21	4565.86	4233.19	4442.34	36102.86
	Tando Ghulam Ali	16.05	18.39	17.34	6.88	0.00	0.00	0.00	4.25	43.10	106.01
	Tangri	1.84	1.58	1.89	1.61	1.67	1.75	2.01	1.69	1.65	15.69
	Tangri Deep	7.21	7.29	6.15	4.27	3.89	4.78	6.42	4.65	10.22	54.88
	Tharo	55.28	53.96	49.02	51.72	46.22	45.74	45.12	42.34	44.00	433.40
	Tharo West	6.49	3.39	3.65	3.94	3.61	3.58	3.51	3.29	3.21	34.67
	Thebo	22.23	25.22	24.10	20.33	25.05	24.66	24.53	21.84	22.69	210.65
	Turk	46.59	45.84	42.28	48.40	36.93	51.09	45.54	35.27	34.49	386.43
	Turk Deep	91.60	89.66	93.41	91.89	85.44	89.17	92.47	70.54	67.77	771.95
	Umer	3.66	6.17	8.10	15.02	8.76	8.99	8.49	7.70	11.42	78.31
	Warar	0.00	13.72	9.53	2.74	2.04	4.45	3.80	2.43	2.84	41.55
	Zaur	10.30	9.94	9.61	10.31	9.03	9.01	8.39	5.62	8.54	80.75
	Zaur Deep	4.70	3.64	3.48	3.83	3.59	3.76	3.54	6.24	3.66	36.44
	Sub Total	14944.91	15507.97	14635.99	16297.10	16336.71	15876.00	16316.88	14390.94	14872.25	139178.75
OGDCL	Bobi	173.60	173.60	165.85	184.54	189.40	192.20	185.25	167.00	182.70	1614.14
	Bahu	0.00	0.00	0.00	0.00	0.00	0.00	0.00	0.00	0.00	0.00
	Bhalsyedan	0.00	0.00	0.00	0.00	0.00	0.00	0.00	0.00	0.00	0.00
	Chanda	0.00	0.00	0.00	0.00	0.00	0.00	0.00	0.00	0.00	0.00
	Chak 2	613.57	616.21	591.67	612.51	533.25	532.88	530.78	486.70	535.11	5052.68
	Chak 63	7.03	0.00	0.00	0.00	0.00	0.00	0.00	0.00	0.00	7.03
	Chak 63 South East	72.18	72.60	76.05	82.28	74.60	72.23	66.94	59.80	65.77	642.45
	Chak 7A	13.93	13.68	12.75	12.58	11.45	11.56	10.81	9.70	9.12	105.58
	Chandio	17.36	14.67	10.48	12.40	10.87	9.28	1.70	0.00	0.00	76.76
	Chutto	309.31	300.58	233.09	216.78	210.09	215.80	218.60	192.50	220.01	2116.76
	Dachrapur	112.78	108.09	94.98	90.59	60.35	73.67	75.19	70.82	74.54	761.01
	Dars	191.35	181.63	171.15	165.79	132.68	87.84	151.98	139.82	154.12	1376.36
	Dars Deep	223.75	218.42	203.97	207.29	181.10	189.00	188.39	161.77	179.47	1753.16
	Dhakni	0.00	0.00	0.00	0.00	0.00	0.00	0.00	0.00	0.00	0.00
	Dhodak	0.00	0.00	0.00	0.00	0.00	0.00	0.00	0.00	0.00	0.00
	Dars West	269.70	283.62	275.00	275.69	221.33	171.01	270.18	245.93	271.23	2283.69
	Fimkassar	0.00	0.00	0.00	0.00	0.00	0.00	0.00	0.00	0.00	0.00
	Hakeem Daho	260.78	262.31	257.94	267.57	288.86	313.49	299.71	269.19	295.95	2515.80
	Hundi/Sari	0.00	0.00	0.00	0.00	46.82	49.81	44.09	31.55	39.82	212.09
	Jakhro	41.81	40.29	40.28	37.95	37.26	46.33	40.33	34.27	40.00	358.52
	Kunнар	229.40	227.57	222.00	248.62	247.96	271.07	270.82	241.91	268.15	2227.50
	Kunнар Pasakhi Deep	3987.80	4078.17	3959.76	4180.76	3904.34	4205.51	4538.15	4039.18	4385.45	37279.12
	Kunнар South	416.73	400.78	391.42	397.81	386.93	406.61	400.72	355.89	391.37	3548.26
	Kal	0.00	0.00	0.00	0.00	0.00	0.00	0.00	0.00	0.00	0.00
	Kunнар West	287.87	297.59	298.50	290.94	272.64	284.95	285.65	254.20	273.61	2545.95
	Loti	0.00	0.00	0.00	0.00	0.00	0.00	0.00	0.00	0.00	0.00
	Lala Jamali	260.10	261.63	241.51	255.11	255.94	264.32	253.37	228.40	251.12	2271.50
	Maru Reti	382.06	376.33	357.17	365.45	346.39	359.32	334.93	291.59	320.59	3133.83
	Moolan	51.05	0.00	0.00	0.00	0.00	0.00	0.00	0.00	0.00	51.05
	Mela	0.00	0.00	0.00	0.00	0.00	0.00	0.00	0.00	0.00	0.00
	Missakeswal	0.00	0.00	0.00	0.00	0.00	0.00	0.00	0.00	0.00	0.00
	Nim	---	---	---	15.85	20.34	32.79	31.39	26.70	22.55	149.62
	Noorai Jagir	31.29	31.14	29.26	16.16	0.00	0.00	0.00	0.00	0.00	107.85

Contd

3.2 Production of Natural Gas

											Unit: MMCFT
Company	Field	July, 2018	Aug, 2018	Sep, 2018	Oct, 2018	Nov, 2018	Dec, 2018	Jan, 2019	Feb, 2019	Mar, 2019	July-March Total
	Nandpur/Panjpri	0.00	0.00	0.00	0.00	0.00	0.00	0.00	0.00	0.00	0.00
	Neshpa	0.00	0.00	0.00	0.00	0.00	0.00	0.00	0.00	0.00	0.00
	Nur Baghla	133.21	188.15	188.50	196.00	178.00	176.85	172.41	155.70	167.05	1555.87
	Pirkoh	0.00	0.00	0.00	0.00	0.00	0.00	0.00	0.00	0.00	0.00
	Pasaki	20.62	20.62	19.95	20.62	19.95	20.62	20.62	18.62	20.62	182.24
	Pasaki East	275.30	265.98	256.40	261.63	250.80	257.45	252.87	223.28	243.75	2287.46
	Qadirpur	9084.38	7838.69	8243.28	8959.45	8487.72	8710.50	8542.21	7604.16	8280.59	75750.98
	Resham	17.67	16.27	13.96	14.26	13.80	12.28	7.78	3.89	4.65	104.56
	Rajian	0.00	0.00	0.00	0.00	0.00	0.00	0.00	0.00	0.00	0.00
	Sari Hundi	19.00	53.14	54.67	30.57	0.00	0.00	0.00	0.00	0.00	157.38
	Sadkal	0.00	0.00	0.00	0.00	0.00	0.00	0.00	0.00	0.00	0.00
	Soghri	0.00	0.00	0.00	0.00	0.00	0.00	0.00	0.00	0.00	0.00
	Shah	342.90	337.96	325.43	330.10	317.67	325.67	321.53	287.20	315.39	2903.85
	Tando Allah Yar	259.25	279.93	280.40	286.56	246.64	227.88	318.72	246.30	254.49	2400.17
	Thora Deep	226.13	220.95	209.20	186.24	168.93	160.64	140.10	112.36	116.01	1540.56
	Toot	0.00	0.00	0.00	0.00	0.00	0.00	0.00	0.00	0.00	0.00
	Unar	247.51	198.54	183.84	183.92	188.01	178.48	205.50	184.16	204.72	1774.68
	Sub Total	18579.42	17379.14	17408.46	18406.02	17304.12	17860.04	18180.72	16142.59	17587.95	158848.46
PPL	Adam	127.00	125.00	117.00	129.00	110.00	107.00	131.00	170.00	130.00	1146.00
	Adam West	448.00	460.00	385.00	454.00	447.00	450.00	266.00	361.00	423.00	3694.00
	Chachar	77.00	74.00	78.00	75.00	75.00	83.00	83.00	71.00	84.00	700.00
	Kabir	42.00	41.00	40.00	47.00	41.00	43.00	49.00	45.00	50.00	398.00
	Kandhkot	6798.00	6771.00	6765.00	6272.00	5727.00	5386.00	6021.00	5889.00	6451.00	56080.00
	Mazrani	132.00	128.00	127.00	123.00	120.00	125.00	121.00	110.00	117.00	1103.00
	Shahdad	329.00	329.00	313.00	350.00	371.00	337.00	513.00	546.00	618.00	3706.00
	Sharf	1520.00	1517.00	1403.00	1659.00	1676.00	1633.00	1929.00	1798.00	2082.00	15217.00
	Sub Total	9473.00	9445.00	9228.00	9109.00	8567.00	8164.00	9113.00	8990.00	9955.00	82044.00
MPCL	Aqeeq	89.64	87.75	81.12	80.63	75.92	76.90	76.56	67.13	70.89	706.54
	Koonj-1A	18.87	18.08	15.21	19.31	15.72	18.29	16.65	15.01	13.46	150.60
	Halani	0.00	0.00	0.00	0.00	0.00	0.00	0.00	0.00	0.00	0.00
	Halani Deep	0.00	0.00	0.00	0.00	0.00	0.00	0.00	0.00	0.00	0.00
	Mari	21056.27	21729.32	20847.82	21774.65	20909.23	21011.66	20165.05	17940.35	19458.46	184892.81
	Sujawal	75.06	60.70	54.14	53.24	53.95	51.26	42.53	32.48	31.66	455.02
	Sujjal	471.37	466.99	448.57	450.69	433.21	445.42	439.94	395.34	430.19	3981.72
	Sub Total	21711.21	22362.84	21446.86	22378.52	21488.03	21603.53	20740.73	18450.31	20004.66	190186.69
Eni (Pak)	Bhit	3351.94	3228.97	3066.35	3008.19	2900.98	2999.75	2936.95	2614.05	2835.66	26942.84
	Badhra	2143.10	2073.13	2001.37	2014.33	1894.67	1916.86	1857.91	2379.78	2664.15	18945.30
	Kadanwari	1141.88	1165.63	1751.88	1903.17	2091.42	2106.10	2095.07	1744.30	1871.85	15871.30
	Sub Total	6636.92	6467.73	6819.60	6925.69	6887.07	7022.71	6889.93	6738.13	7371.66	61759.44
OMV	Miano	1217.00	1204.00	1158.00	971.00	1104.00	1308.00	1423.00	1407.00	1600.96	11392.96
	Latif	995.00	1053.00	984.00	1002.00	996.00	946.00	982.00	914.00	972.46	8844.46
	Sawan	1493.00	1486.00	1405.00	1423.00	1304.00	1305.00	1271.00	1123.00	1223.89	12033.89
	Tajjal	48.00	46.00	39.00	37.00	35.00	36.00	32.00	27.00	29.51	329.51
	Sub Total	3753.00	3789.00	3586.00	3433.00	3439.00	3595.00	3708.00	3471.00	3826.82	32600.82
OMV Maurice	Mehar	225.23	230.72	220.37	233.18	229.14	239.75	297.91	256.44	281.52	2214.26
	Mitha	0.00	0.00	0.00	0.00	0.00	270.68	314.84	291.90	326.48	1203.90
	Sofiya	276.85	326.11	297.17	291.42	268.93	245.46	225.43	196.37	210.88	2338.62
	Sub Total	502.08	556.83	517.54	524.60	498.07	755.89	838.18	744.71	818.88	5756.78
PEL	Badar	475.00	433.12	537.23	538.92	524.32	564.78	560.36	493.32	543.16	4670.21
	Block-22	254.73	253.04	210.84	243.81	209.55	221.24	216.33	178.10	161.90	1949.54
	Sub Total	729.73	686.16	748.07	782.73	733.87	786.02	776.69	671.42	705.06	6619.75
POGC	Rehman	628.73	632.91	611.07	538.41	522.72	525.32	491.83	353.91	445.10	4750.00
	Rizq	468.96	486.92	468.19	451.32	467.96	462.47	451.73	401.89	479.18	4138.62
	Sub Total	1097.69	1119.83	1079.26	989.73	990.68	987.79	943.56	755.80	924.28	8888.62
	Sindh Total	78854.21	78769.24	76811.87	80175.62	77454.80	77842.58	78620.48	71356.87	77170.97	697056.64

Contd

3.2 Production of Natural Gas

											Unit: MMCF
Company	Field	July, 2018	Aug, 2018	Sep, 2018	Oct, 2018	Nov, 2018	Dec, 2018	Jan, 2019	Feb, 2019	Mar, 2019	July-March Total
KPK											
OGDCL	Chanda	192.31	161.59	185.65	181.49	183.06	183.32	180.77	162.89	178.87	1609.95
	Nashpa	2793.89	2808.21	2743.82	2877.81	2797.16	2724.90	2952.72	2696.24	2974.29	25369.04
	Mela	296.05	249.57	257.76	280.56	268.61	274.18	272.57	209.86	249.66	2358.82
	Sub Total	3282.25	3219.37	3187.23	3339.86	3248.83	3182.40	3406.06	3068.99	3402.82	29337.81
MOL	Makori	19.21	29.33	28.48	28.89	13.71	23.39	13.44	18.55	0.00	175.00
	Makori Deep	153.56	199.24	190.77	180.89	177.37	180.16	174.86	141.51	162.31	1560.67
	Makori East	1977.65	2483.05	2359.86	2471.18	2207.36	2057.20	2357.49	2293.82	2546.88	20754.49
	Mamikhel	665.68	656.19	595.75	634.72	597.08	650.49	650.93	598.63	674.53	5724.00
	Manzalai	816.14	814.95	622.12	621.15	622.86	577.76	607.49	564.05	656.19	5902.71
	Maramzai	4295.44	4306.58	3768.08	4283.95	4130.86	4254.15	4232.69	3845.51	4254.45	37371.71
	Mardankhel	1180.43	1214.75	1345.23	1577.89	1259.74	930.30	1495.55	1332.28	1464.04	11800.21
	Tolang	265.29	228.02	203.97	198.29	181.44	179.11	168.92	149.13	158.09	1732.26
	Tolanj West	325.08	321.66	265.24	305.16	293.81	297.47	290.71	257.57	280.35	2637.05
	Sub Total	9698.48	10253.77	9379.50	10302.12	9484.23	9150.03	9992.08	9201.05	10196.84	87658.10
	KPK Total	12980.73	13473.14	12566.73	13641.98	12733.06	12332.43	13398.14	12270.04	13599.66	116995.91
	Balochistan										
OGDCL	Loti	762.42	771.23	746.55	735.03	754.86	831.83	783.35	681.75	772.97	6839.99
	Pirkoh	186.00	183.06	154.40	161.20	149.00	126.00	110.50	96.65	101.85	1268.66
	Uch	13465.40	13644.50	13249.90	9708.74	5505.05	11823.75	13461.20	12264.00	13693.88	106816.42
	Sub Total	14413.82	14598.79	14150.85	10604.97	6408.91	12781.58	14355.05	13042.40	14568.70	114925.07
MPCL	Zarghum South	424.28	488.64	463.20	474.51	454.76	465.81	461.00	413.33	455.34	4100.87
	Sub Total	424.28	488.64	463.20	474.51	454.76	465.81	461.00	413.33	455.34	4100.87
PPL	Sui	12318.00	12220.00	11681.00	12368.00	11411.00	12170.00	12268.00	11050.00	11669.00	107155.00
	Sub Total	12318.00	12220.00	11681.00	12368.00	11411.00	12170.00	12268.00	11050.00	11669.00	107155.00
	Balochistan Total	27156.10	27307.43	26295.05	23447.48	18274.67	25417.39	27084.05	24505.73	26693.04	226180.94
Pakistan TOTAL		123749	124172	119881	122098	112969	120223	123682	112155	121787	1080717

3.3 Company wise Production of Crude Oil and Natural Gas for the month of March, 2019

Name of Company	Crude Oil (US Barrels)	Number of Oil Fields	% Share in Total Production	Natural Gas (MMCFt)	Number of Gas Fields	% Share in Total Production
OGDCL	1256256	49	44.85	36877.02	47	30.28
PPL	327227	9	11.68	23709.00	10	19.47
MPCL	49970	9	1.78	20614.91	9	16.93
OPPL	4996	1	0.18	1104.41	1	0.91
UEPL	399467	59	14.26	14872.25	77	12.21
Eni(Pak)	9518	3	0.34	7371.66	3	6.05
OMV	2427	2	0.09	3826.82	4	3.14
OMV Maurice	23699	2	0.85	818.88	3	0.67
OPL	6498	3	0.23	133.33	3	0.11
POL	55449	10	1.98	415.80	8	0.34
Dewan	1305	1	0.05	216.35	1	0.18
MOL	664215	8	23.71	10196.84	8	8.37
PEL	-	-	-	705.06	2	0.58
POGC	-	-	-	924.28	2	0.76
Total	2801027	156	100	121787	178	100

3.4 Province wise Production of Crude Oil and Natural Gas for the month of March, 2019

Province	Crude Oil (US Barrels)	Number of Oil Fields	% Share in Total Production	Natural Gas (MMCFt)	Number of Gas Fields	% Share in Total Production
Punjab	501338	30	17.9	4323	29	3.5
Sindh	972503	112	34.7	77171	133	63.4
K.P.K	1323281	11	47.2	13600	11	11.2
Balochistan	3905	3	0.1	26693	5	21.9
Total	2801027	156	100.0	121787	178	100.0

Source: Directorate General of Petroleum Concession,
Petroleum Division, Ministry of Energy, Islamabad.

3.5 Production of Crude Oil, Natural Gas And Electricity

Year	Month	Nuclear	Hydel	Thermal	Bagasse	Solar	Wind	Total Electricity Generation in (GWh)
2013-14		5090	32210	70485	100	---	265	108150
2014-15		5804	32867	70556	440	---	461	110128
2015-16		4602	34573	74697	632	207	791	115502
2016-17		6867	32132	81446	1011	654	1422	123532
2017-18		9849	27729	93545	1020	714	2124	134981
2018	Jul	849	3910	9662	92	62	429	15004*
	Aug	727	4508	9967	85	64	439	15790*
	Sep	768	4308	8324	93	64	342	13899*
	Oct	958	2408	7396	77	61	94	10994*
	Nov	887	3003	4912	43	48	127	9020*
	Dec	962	1347	5945	78	53	171	8556*
2019	Jan	947	484	6826	101	43	157	8558*
	Feb	776	1537	4773	110	53	213	7462*
	Mar	912	1614	5802	108	67	187	8690*

*= Provisional

Source: i. Electricity Generating Establisher
ii. CPPA Fuel Adjustment Documents available on NEPRA Website.

3.6 Mineral Production

Unit: M.T

Year	Month	Arg Clay	Brine	Barytes	Bauxite	Bentonite	Calcite	Chalk	China Clay	Coal	Copper Ore	Copper Blister	Chromite
2013-14		4934680	133658	31156	40374	55175	562	1005	16191	3340192	2919	8930	85585
2014-15		5097109	118773	24689	23283	62301	1694	515	18956	3407659	173	6718	101762
2015-16		5326563	157858	57024	42038	60288	1610	231	20726	3749312	0	2389	69333
2016-17		5954130	91711	75375	42770	63795	4448	0	28710	3953992	1065	20	105238
2017-18		6335680	88847	145189	74268	63154	1692	0	19483	4477555	926	0	97420
2018	Jul	435647	15518	1877	1474	4816	0	0	456	256195	0	0	28697
	Aug	492027	11600	4490 r	2453	3900	0	0	515	218701	0	0	26154
	Sep	516020	5997	5064	1707	2574	0	0	524	227713	0	0	27208
	Oct	550631	8228	8808	2715	3694	0	0	1870	236541	0	0	34338
	Nov	389246	11069	4851	5098	3528	0	0	1190	197283	90	0	32554
	Dec	542986	8166	18665	3104	4307	0	0	1062 r	235058	0	0	35525
2019	Jan	524115	6639	8686	4280	4773	0	0	1220	380806	90	0	4483
	Feb	367480	12409	7983	3248	4025	0	0	1984	333022	0	0	5226
	Mar	452555	9526	11501	9117	4172	0	0	1985	357013	0	0	7035

* = Provisional

Source: Provincial Directorates of Mines & Minerals Punjab, Sindh, KPK, Balochistan & FATA.

3.6 Mineral Production

Unit: M.T

Year	Month	Dolomite	Emerald (Unit: Gram)	Feld- spar	Fire Clay	Flourite	Fullers Earth	Garnet+ Garnet Shist	Granite	Gravel	Gypsum	Iron ore	Laterite	Lime Stone	Magnesite
2013-14		720633	906	92672	465251	7500	6397	---	34993	387971	1326437	197074	448898	38786733	3770
2014-15		222378	3152	38568	404945	5962	8005	---	42854	130365	1417007	328915	427129	40470356	4581
2015-16		669920	3105	316289	550977	9494	13601	75	52473	282645	1871716	432156	716265	46123367	35228
2016-17		301124	2293	273468	584478	2263	18417	286	93465 r	399920	2079629	501664	643655	52149137	19656
2017-18		488825	3658	151743	841680	2777	9188	527	65752	930002	2475893	677206	850666	70818725	23596
2018	Jul	42352	315	16563	54172	1230	1932	---	9355	73200	254586	66619	171493	4937883	3638
	Aug	35111	285	16015	53017	2086	705	---	9914	91330	188550	62573	46427	6261711	3972
	Sep	37786	455	35606	60281	806	1287	---	18007	61125	223068	33916	76103	6271415	4176
	Oct	26697	424	31012	65300	739	1890	---	13793	132150	236926	71516	44862	7491368	8162
	Nov	54481	503	27152	64967	615	2446	---	18831	57900	253491	65311	65035	5630493	9573
	Dec	54846	385	38901	59648	542	1682	---	24211	129625	221905	54773	90004	6422496	6558
2019	Jan	24928	390	26382	61218	421	15	---	18783	119743	189337	61766	47230	6446335	7900
	Feb	15365	388	32642	64426	200	138	---	4980	118080	128873	34970	27593	4604288	7031
	Mar	20147	389	29512	62191	311	77	---	11882	118824	159105	37383	11400	4225102	7030

*= Provisional
r= Revised

Source: Provincial Directorates of Mines & Minerals Punjab, Sindh,
KPK, Balochistan & FATA.

3.6 Mineral Production

Unit: M.T

Year	Month	Magnese	Marble	Nephrite	Ocher	Ordinary Sand	Ordinary Stone	Phosphate	Pumice	Quartz crystal,(Quartz +Quartzite)	Rock Salt	Sand Stone
2013-14		5712	2919783	---	32634	3500	2895	101971	2074	92267	2220347	197511
2014-15		4890	2815601	1463	33909	2490	2155	84606	15	38117	2136361	136828
2015-16		70	4746638	1300	68352	12958	630	115140	2376	90588	3552948	52708
2016-17		1220	4906233	676	86080	54421	32572	61677	3060	98909	3534075	183549
2017-18		153	8813025	1935	75939	41984	89466	68541	3436	126324	3653746	2037583
2018	Jul	0	530553	92	8745	4300	300	3626	192	12249	317803	0
	Aug	0	485504	0	14296	4200	0	3560	81	13487	319502	0
	Sep	30	703105	92	9194	4200	250	7025	141	2328	394003	3382
	Oct	160	732348	92	5440	4200	0	8448	294	12989	353830	33701
	Nov	170	568843	123	6577	4200	0	10816	214	12546	309537	4020
	Dec	128	763957	92	7313	500	0	18881	180	10002	342842	65577
2019	Jan	130	632477	65	4303	3600	5543	8443	240	9842	333790	33785
	Feb	121	694288	92	4439	2500	13241	5662	210	6381	338940	5285
	Mar*	0	697810	92	4540	3050	9392	3552	225	10668	288840	2500

Year	Month	Sea Salt/Lake Salt	Shale Clay	Serpentine	Silica Sand	Slate Stone	Soap Stone	Sulphur	Trona	Crude Oil (in 000 Barrels)	Natural Gas (in MMCFt)
2013-14		254985	4002008	95	297988	359569	89022	35672	810	31585	1493686
2014-15		205454	4012962	2235	267911	392818	116223	19730	360	34490	1465758
2015-16		219072	4176077	3892	387044	470829	125985	14869	1020	31652	1481551
2016-17		209126	3914902	6546	338457	587579	152279	23740	570	32269	1471854
2017-18		235497	4392160	609	375698	644313	141504	22040	350	32558	1458933
2018	Jul	13986	287864	194	24893	37124	6982	2121	10	2652	123749
	Aug	13254	447564	267	276145	17841	10207	1603	30	2708	124172
	Sep	16232	295568	67	42799	40987	12814	1682	10	2593	119881
	Oct	7939	379189	81	48768	52615	11891	2164	20	2850	122098
	Nov	6794	309382	69	34709	58005	15645	2061	40	2743	112969
	Dec	17070	315041	70	42280	62151	17939	2001	0	2797	120223
2019	Jan	20846	388332	69	47572	79538	14206	1859	60	2936	121787
	Feb	16965	248122	69	45417	70845	15398	2127	60	2577	112155
	Mar*	18906	251363	69	39115	75191	15597	2257	60	2801	121787

* = Provisional

Source for Crude Oil and Natural Gas: Directorate General of Petroleum Concession, (Petroleum Division) Ministry of Energy, Islamabad
Source for all other minerals: Provincial Directorates of Mines & Minerals Punjab, Sindh, KPK, Balochistan & FATA.
i) Directorate General of Petroleum concession

4. HEALTH

4.1(a) Monthly Immunization Coverage Number of doses administered (0-11 months)children during 2019

Month(s)	BCG	OPV-0	OPV-1	OPV-2	OPV-3	IPV
Jan	619746	535326	567958	529073	520636	518875
Feb	580096	497301	558054	549070	521199	518747
Mar	565485	510768	560734	545521	535320	535323
Apr						
May						
Jun						
Jul						
Aug						
Sep						
Oct						
Nov						
Dec						
Total	1765327	1543395	1686746	1623664	1577155	1572945

 Contd.

4.1(a) Monthly Immunization Coverage
Number of doses administered (0-11 months)children during 2019

Month(s)	Pentava- lent-1	Pentava- lent-2	Pentava- lent-3	Pneumo-1	Pneumo-2	Pneumo-3	Measles-1
Jan	567969	529433	521225	566831	528301	519374	493746
Feb	559001	548687	520353	559202	549324	517781	483033
Mar	560558	545522	535371	560508	546683	538444	504511
Apr							
May							
Jun							
Jul							
Aug							
Sep							
Oct							
Nov							
Dec							
Total	1687528	1623642	1576949	1686541	1624308	1575599	1481290

Source : National Institute of Health, Islamabad.

4.1(b) Monthly Immunization Coverage
Number of doses administered (12-23 Months) children during 2019

Month	BCG	OPV-1	OPV-2	OPV-3	Pentava- lent-1	Pentava- lent-2	Pentava- lent-3	Pneumo-1	Pneumo-2	Pneumo- 3	Measles-2
Jan	200	281	233	380	281	233	380	281	233	380	381538
Feb	0	281	233	380	281	233	380	281	233	380	392862
Mar	0	216	157	252	216	157	252	0	0	0	0
Apr											
May											
Jun											
Jul											
Aug											
Sep											
Oct											
Nov											
Dec											
Total	200	778	623	1012	778	623	1012	562	466	760	774400

BCG = Bacillus of Chalmette and Guerin
 OPV = Oral Polio Vaccine

Source : National Institute of Health, Islamabad.

**4.1(c) Monthly Immunization Coverage
Number of TT doses administered to women during 2019**

MONTH	Pregnant Women					Childbearing age women				
	TT1	TT2	TT3	TT4	TT5	TT1	TT2	TT3	TT4	TT5
Jan	406653	348819	21256	5678	3385	14832	8138	7380	2435	1102
Feb	427972	362836	20711	6039	3248	13928	9099	7472	2206	1013
Mar	453013	383451	22210	6095	3609	13208	8737	8102	2747	1348
Apr										
May										
Jun										
Jul										
Aug										
Sep										
Oct										
Nov										
Dec										
Total	1287638	1095106	64177	17812	10242	41968	25974	22954	7388	3463

TT = Tetanus Toxioid

Source : National Institute of Health, Islamabad.

4.2 Monthly Report on HIV Treatment Centres November, 2018

S. No	Centre Name	Male		Female		Children		Transgender		Ttotal	Total on ART
		Total	On ART	Total	On ART	Total	On ART	Total	On ART		
Federal											
1	PIMS, Islamabad	2516	1396	466	346	64	45	16	10	3062	1797
Punjab											
2	CMH, Rawalpindi	129	129	0	0	0	0	0	0	129	129
3	Mayo Hospital, Lahore	1899	1468	172	144	6	1	45	22	2122	1635
4	Services Hospital, Lahore	520	302	210	134	0	0	3	3	733	439
5	Peaditric Unit, Services Hospital, Lahore	0	0	0	0	369	292	0	0	369	292
6	Shaukat Khanum Hospital, Lahore	322	264	197	156	19	5	0	0	538	425
7	Jinnah Hospital, Lahore	1597	1043	322	226	0	0	68	45	1987	1314
8	DHQ Hospital, Sargodha	855	394	186	120	34	25	5	4	1080	543
9	DHQ Hospital, D.G Khan	2346	1967	536	435	0	0	5	2	2887	2404
10	DHQ Hospital Peds, D.G Khan	0	0	0	0	95	95	0	0	95	95
11	Allied Hospital, Faisalabad	2076	1877	265	255	0	0	12	12	2353	2144
12	Aziz Bhatti Hospital, Gujrat	1303	933	478	387	0	0	1	1	1782	1321
13	Civil Hospital, Multan	831	830	124	124	0	0	4	4	959	958
14	BB Shaheed Hospital Rawalpindi	421	203	20	13	1	0	43	28	485	244
15	DHQ Hospital Sheikhpura	115	114	18	17	0	0	1	1	134	132
16	Sheikh Zayed Hospital Rahim Yar Khan	365	307	52	40	8	7	1	0	354	354
17	Special Clinic Chiniot	22	22	17	17	0	0	1	1	40	40
18	ART Center Kot Momin	160	126	199	151	33	12	0	0	392	289
19	ART Center Peds Kunjah	0	0	0	0	110	110	0	0	110	110
20	Fountain House Lahore	11	9	0	0	0	0	14	6	25	15
21	Basheeran Begum Jalalpur Jattan	12	7	16	12	0	0	0	0	28	19
Sindh											
22	Civil Hospital, Karachi	4466	3172	475	428	11	3	121	90	5073	3693
23	Peaditric Unit, Civil Hospital, Karachi	0	0	0	0	260	208	0	0	260	208
24	Indus Hospital, Karachi	990	749	164	152	0	0	46	36	1200	937
25	Aga Khan Hospital Adult, Karachi	0	0	0	0	0	0	0	0	0	0
26	Aga Khan Hospital Peds, Karachi	0	0	0	0	0	0	0	0	0	0
27	ART Center Liyari Karachi	149	137	12	7	0	0	3	3	164	147
28	Chanka Medical College Hospital, Larkana	1793	1539	453	426	19	8	32	27	2297	2000
29	Liaquat University of Medical & Health Sci Hyderabad	203	203	82	79	1	1	2	2	288	285
Khyber Pakhtunkhwa											
30	Hayatabad Medical Complex, Peshawar	1629	1521	496	480	68	64	34	34	2227	2099
31	Lady Reading Hospital Peshawar	163	108	25	24	2	0	0	0	190	132
32	KDA Hospital, Kohat	301	271	129	120	22	21	0	0	452	412
Balochistan											
33	Bolan Medical Complex, Quetta	592	434	145	133	26	22	9	7	772	596
34	ART Center, Turbat	264	164	33	27	11	8	0	0	308	199
Total		26050	19689	5292	4453	1159	927	466	338	32967	25407

Source:- National AIDS Control Programme, NIH, Islamabad

4.3(a) Register Veterinary Medical Practitioner With PVMC- 2019

RVMP Registration for the year of 2017	Male	Female	D.V.M	M.Sc	M.Phil	Ph.D	Total
Jan	79	9	88	Nil	Nil	Nil	88
Feb	81	5	86	Nil	Nil	Nil	86
Mar	61	2	63	Nil	Nil	Nil	63
Apr							
May							
Jun							
Jul							
Aug							
Sep							
Oct							
Nov							
Dec							
Total	221	16	237	Nil	Nil	Nil	237

Total RVMP Registered since 1st January 2019 to 31st March 2019= 237
 Total RVMP Registered since 30th Mar 2000 to 31st March 2019= 13699

Source:- Pakistan Veterinary Medical Council, Islamabad.

4.3(b) Registered Animal Husbandry Graduate With PVMC- 2019

RVMP Registration for the year of 2016	Male	Female	B.Sc. (Hons) A.H	M.Sc.	Ph.D	Total
Jan	Nil	Nil	Nil	Nil	Nil	Nil
Feb	Nil	Nil	Nil	Nil	Nil	Nil
Mar	Nil	Nil	Nil	Nil	Nil	Nil
Apr						
May						
Jun						
Jul						
Aug						
Sep						
Oct						
Nov						
Dec						
Total	Nil	Nil	Nil	Nil	Nil	Nil

Total RAHG Registered since 1st January 2019 to 31st March 2019= Nil
 Total RAHG Registered since 30th May 2000 to 31st March 2018= 506

Source:- Pakistan Veterinary Medical Council, Islamabad.

4.4 Tuberculosis Report (FTI) (Oct-Dec, 2018)

Provinces/Regions	TB Cases B+ (N+R)	CDR B+	TB All Types			CDR Total	% Treatment Success Rate* (TSR)
			Male	Female	Total		
Punjab	19786	29	26283	24422	50705	69%	NA
Sindh	7728	25	9675	8375	18050	56%	NA
K.P.K	3150	21	5349	4986	10335	62%	NA
Balochistan	890	12	1172	1315	2487	30%	NA
F.A.T.A	279	9	511	528	1039	31%	NA
Gilgit Baltistan	83	9	268	331	599	63%	NA
AJK	431	20	592	506	1098	40%	NA
ICT	117	12	221	202	423	32%	NA
Pakistan	32464	25	44071	40665	84736	61%	NA

CDR : Case Deduction Rate

B+ Bacteriologically positive N+ New Case

R: Replapse Cases * Available One Year Lag

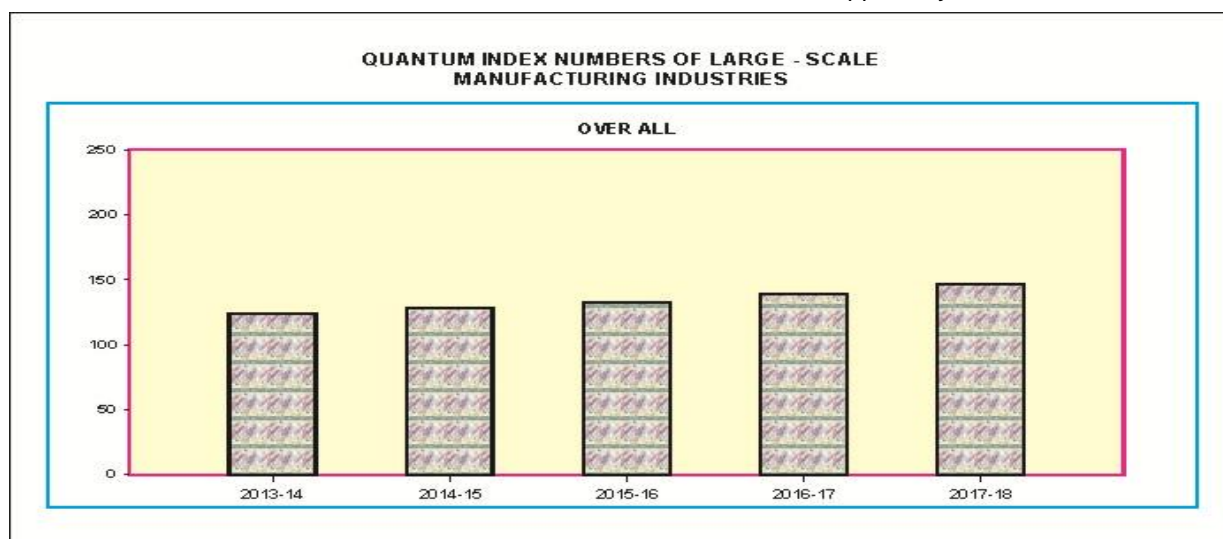
Source: National TB Control Programme NIH, Islamabad.

5. MANUFACTURING

5.1 Quantum Index Numbers of Large-Scale Manufacturing Industries

Year/month	Manufacturing (Over all)	Selected Items						
		Vegetable Ghee	Tea Blended	Cigarettes	Cotton Yarn	Cotton Cloth	Jute Goods	Paper & Board
(2005-06=100)								
2013-14	123.68	102.92	160.00	100.54	130.52	114.64	97.34	150.82
2014-15	127.89	102.88	184.39	97.71	131.94	114.73	90.32	136.53
2015-16	131.90	107.79	216.69	83.45	133.73	114.98	52.99	134.42
2016-17	139.55	111.15	234.42	53.54	134.62	115.44	57.31	147.30
2017-18	147.99	122.44	250.36	92.08	134.70	115.48	70.98	161.12
2018 Mar	182.92	123.30	288.26	116.71	135.47	116.31	79.04	167.57
Apr	159.35	135.14	230.04	117.44	134.36	114.72	76.19	162.79
May	141.29	154.31	232.89	104.20	134.52	114.98	76.62	163.29
Jun	126.31	114.05	186.92	29.66	134.41	114.32	59.00	161.63
Jul	135.64	122.43	226.87	84.89	134.16	115.71	62.10	159.31
Aug	132.75	120.25	230.25	95.83	134.31	115.78	56.45	153.72
Sep	134.29	117.72	222.64	101.16	134.41	115.84	61.35	155.45
Oct	143.32	119.37	255.92	106.91	134.65	115.94	69.00	183.90
Nov	134.55	116.45	251.96	98.47	134.56	115.54	64.36	134.32
Dec	135.56	117.14	279.26	92.35	135.03	115.58	63.59	133.54
2019 Jan	169.28	121.19	293.00	115.20	135.21	115.64	60.09	165.39
Feb	160.60	120.36	261.72	108.31	135.47	116.11	54.31	151.85
Mar	162.25	117.15	244.92	112.37	135.48	116.37	58.75	172.38

Source:- (i) Provincial Bureau of Statistics
(ii) Ministry of Industries



Contd.

5.1 Quantum Index Numbers of Large-Scale Manufacturing Industries

Year/month	Selected Items					
	Cement	Auto Mobile	Fertilizers			
			Nit Fertilizer	Phos Fertilizer	Total	
(2005-2006=100)						
2013-14	169.24	91.15	104.81	137.52	107.75	
2014-15	173.37	112.59	108.91	150.60	112.66	
2015-16	190.86	130.74	125.14	160.24	128.30	
2016-17	199.43	145.41	127.03	164.74	130.42	
2017-18	221.65	171.32	114.39	149.37	117.54	
2018	Mar	261.73	187.78	118.36	160.80	122.18
	Apr	244.67	187.58	114.95	87.83	112.51
	May	225.99	171.55	102.62	140.75	106.06
	Jun	170.59	147.68	117.24	158.20	120.92
	Jul	201.29	180.17	119.49	163.66	123.46
	Aug	193.15	155.32	120.99	162.98	124.77
	Sep	209.37	168.87	117.69	153.97	120.96
	Oct	255.98	192.39	138.39	139.03	138.44
	Nov	211.96	158.90	131.19	162.71	134.03
	Dec	208.79	118.04	134.61	153.42	136.30
2019	Jan	213.45	161.30	116.89	92.29	114.68
	Feb	184.16	145.00	97.70	152.27	102.61
	Mar	231.03	152.89	120.14	162.43	123.95

Source: (i) Provincial Bureau of Statistics
(ii) M/o. Industries & Production

5.2 Production of Manufacturing Items

Year / Month	Vegetable Ghee (i)		Sugar (i)		Tea Blended (ii)		
	No. of reporting factories	Production (Tonnes)	No. of reporting factories	Production (Tonnes)	No. of reporting factories	Production (Tonnes)	
2013-14	87	1185215	84	5582353	10	101758	
2014-15	87	1184760	78	5149776	10	117270	
2015-16	87	1241346	78	5114899	10	137818	
2016-17	87	1280086	78	7048558	10	149091	
2017-18	94	1410062	84	6565817	10	159229	
2018	Mar	94	118334	84	1592014	10	15278
	Apr	94	129693	84	810800	10	12192
	May	94	148091	84	91525	10	12343
	Jun	94	109454	84	9903	10	9907
	Jul	94	117497	84	0	10	12024
	Aug	94	115400	84	0	10	12203
	Sep	94	112979	84	0	10	11800
	Oct	94	114562	84	0	10	13564
	Nov	94	111757	84	0	10	13354
	Dec	94	112418	84	554544	10	14801
2019	Jan	94	116302	84	1571256	10	15529
	Feb	94	115504	84	1602774	10	13871
	Mar	94	112425	84	1170295	10	12981

Contd.

5.2 Production of Manufacturing Items

Year/month	Beverages (i)		Cigarettes (ii)		
	No. of reporting factories	Production (000 litres)	No. of reporting factories	Production (Million Nos.)	
2013-14	53	2551646	14	64482	
2014-15	48	2955748	7	62667	
2015-16	48	3137139	7	53522	
2016-17	48	3564599	7	34341	
2017-18	48	3559218	7	59058	
2018	Mar	48	318586	7	6238
	Apr	48	392969	7	6277
	May	48	399180	7	5569
	Jun	48	343310	7	1585
	Jul	48	335527	7	4537
	Aug	48	395830	7	5122
	Sep	48	338311	7	5407
	Oct	48	287533	7	5714
	Nov	48	214926	7	5263
	Dec	48	140397	7	4936
2019	Jan	48	146889	7	6157
	Feb	48	207867	7	5789
	Mar	48	308847	7	6006

* In the new base 2005-06 Beverages has been replaced by soft drinks, juices, syrups and squashes and liquors.

Source: (i) Provincial Bureaus of Statistics
(ii) M/o. Industries & Production

Contd.

5.2 Production of Manufacturing Items

Year/Month	No. of reporting factories	Cotton Textiles (Mills sector)													
		Capacity installed			Capacity worked			Spindle hours worked (Mn. No.)	Looms hours worked (Mn.No.)	Rotors hours worked (Mn.No.)	Consumption of Raw Cotton (Tonnes)	Total Yarn Production (Tonnes)	Surplus Yarn (Tonnes)	Total Production of Cloth(000) (Sq.m)	
		No. of Spindles (000)	No. of Looms (000)	No. of Rotors (000)	No. of Spindles (000)	No. of Looms (000)	No. of Rotors (000)								
2013-14	411	13184340	7934	185387	10998890	5890	125420	78474	29	575	111246	3323655	3222	1036100	
2014-15	411	13184340	7934	185387	11057945	5234	113323	78399	29	582	113468	3359978	3358	1036950	
2015-16	408	13409420	8188	187259	11263025	5488	115041	78549	28	568	115286	3415339	3302	1039183	
2016-17	408	13409420	9084	198801	11338265	6384	126583	77213	30	596	115871	3428048	3312	1043290	
2017-18	408	13409420	9084	198801	11338265	6384	126583	79436	29	593	116176	3430050	3314	1043740	
2018	Mar	408	13409420	9014	198801	11313185	6037	126583	6575	3	52	9850	287475	279	87600
	Apr	408	13409420	9014	198801	11313185	6037	126583	6460	3	50	9710	285125	275	86405
	May	408	13409420	9014	198801	11313185	6037	126583	6580	3	52	9870	285470	277	86600
	Jun	408	13409420	9084	198801	11338265	6384	126583	6620	2	48	9727	285240	275	86100
	Jul	408	13409420	9084	198801	11338265	6384	126583	6805	2	50	9858	284700	274	87150
	Aug	408	13409420	9084	198801	11338265	6384	126583	6885	2	50	9873	285015	275	87200
	Sep	408	13409420	9084	198801	11338265	6384	126583	6632	2	49	9742	285240	275	87250
	Oct	408	13409420	9084	198801	11338265	6384	126583	6885	2	50	9762	285750	276	87325
	Nov	408	13409420	9084	198801	11338265	6384	126583	6332	2	49	9759	285545	276	87025
	Dec	408	13409420	9084	198801	11338265	6384	126583	6881	2	49	9834	286550	277	87050
2019	Jan	408	13409420	9084	198801	11338265	6384	126583	6889	2	52	9876	286925	277	87100
	Feb	408	13409420	9084	198801	11338265	6384	126583	5942	2	48	8925	287475	279	87450
	Mar	408	13409420	9084	198801	11338265	6384	126583	6903	2	52	9883	287500	278	87650

Source: Textile Commissioner Organization Karachi.

5.2 Production of Manufacturing Items

Year / Month	Cotton Cloth (Mills Sector) (Thousand square metres)															Grand Total
	Fine					Medium					Coarse					
	Grey	Blea-ched	Dyed & Printed	Blen-ded	Total	Grey	Blea-ched	Dyed & Printed	Blend-ed	Total	Grey	Blea-ched	Dyed & Printed	Blend-ed	Total	
2013-14	331866	42582	88206	41322	503976	122718	55810	172038	6834	257400	116574	30150	18442	9558	174724	1036100
2014-15	331986	42702	88326	41442	504456	122838	55834	172146	7266	358084	116706	29154	18058	10492	174410	1036950
2015-16	332500	43042	88491	41699	505732	123095	55999	172216	7353	358663	116821	29281	18167	10537	174806	1039201
2016-17	334305	40579	86469	39118	500470	122312	54492	172566	6054	355424	120793	3228	21312	13062	187395	1043289
2017-18	337105	38495	84542	36954	497073	114052	53382	170909	5677	353020	123149	34060	23285	13805	194299	1044405
2018 Mar	28235	3256	7078	3115	41684	10340	4471	14314	505	29630	10318	2855	1956	1157	16286	87600
Apr	28005	3115	7010	3030	41150	10185	4406	14075	454	29120	10203	2846	1941	1145	16135	86405
May	28073	3129	7017	3036	41255	10206	4413	14102	460	29181	10221	2850	1945	1148	16164	86600
Jun	27927	3084	7002	2992	41005	10064	4404	14087	451	29006	10173	2836	1939	1141	16089	86100
Jul	28215	3173	7195	3068	41651	10213	4485	14135	492	29325	10205	2878	1943	1148	16174	87150
Aug	28220	3181	7197	3079	41677	10229	4488	14142	493	29352	10210	2881	1939	1141	16171	87200
Sep	28272	3189	7245	3081	41787	10219	4424	14130	487	29260	10198	2894	1956	1155	16203	87250
Oct	28281	3185	7201	3082	41749	10241	4497	14157	497	29392	10207	2888	1945	1144	16184	87325
Nov	28009	3179	7233	3080	41501	10235	4423	14141	478	29277	10241	2897	1949	1160	16247	87025
Dec	28029	3167	7241	3069	41506	10232	4417	14137	480	29266	10265	2891	1957	1165	16278	87050
2019 Jan	28241	3163	7189	3072	41665	10223	4476	14115	486	29300	10186	2871	1938	1140	16135	87100
Feb	28198	3197	7279	3086	41760	10268	4439	14161	482	29350	10299	2899	1967	1175	16340	87450
Mar	28282	3181	7294	3093	41850	10297	4462	14189	493	29441	10295	2897	1979	1188	16359	87650

Source: Textile Commissioner's Organization, Karachi.

Contd.

5.2 Production of Manufacturing Items

Year / month	No. of reporting factories	Jute Textiles									Raw Jute consumed (Bales)
		Capacity installed		Capacity worked		Production (Tonnes)					
		No. of Spindles	No. of Looms	No. of Spindles	No. of Looms	Total	Hessian	Sacking	Others		
2013-14	10	24200	1091	20185	880	101722	15142	71339	15241	563071	
2014-15	10	24544	1092	20607	847	94392	13126	64840	16426	522547	
2015-16	10	24272	1138	12917	711	59890	9466	36785	13639	331547	
2016-17	10	24712	1072	14331	796	74180	9970	49458	14752	410655	
2017-18	10	25208	1102	14719	793	63511	11062	41817	10632	351593	
2018 Mar	10	24712	1072	14276	772	6883	710	5038	1135	38062	
Apr	10	24712	1072	13756	726	6635	585	4896	1154	36691	
May	10	24712	1072	14685	802	6673	789	4954	930	36902	
Jun	10	24712	1072	14331	796	5138	753	3601	784	28413	
Jul	10	24712	1072	13971	743	5408	847	3630	931	29906	
Aug	10	24712	1072	13862	754	4916	857	3239	820	27185	
Sep	10	24712	1072	13363	735	5343	1021	3358	964	29547	
Oct	10	24712	1072	13675	718	6009	1083	3675	1251	33230	
Nov	10	24712	1072	13799	744	5605	959	3455	1191	30996	
Dec	10	24712	1072	13636	736	5538	1152	3338	1048	30625	
2019 Jan	10	25204	1106	13340	723	5233	1238	3125	870	28938	
Feb	10	25204	1106	13031	732	4731	944	3029	758	26162	
Mar	10	25208	1106	12511	720	5116	1036	3281	799	28291	

Source: Pakistan Jute Mills Association, Lahore.

Contd.

5.2 Production of Manufacturing Items

Year/month	Paper		Paper Board		
	No. of reporting factories	Production (Tonnes)	No. of reporting factories	Production (Tonnes)	
2013-14	19	218655	12	465845	
2014-15	36	203994	21	415657	
2015-16	36	233146	21	376913	
2016-17	36	263876	21	404625	
2017-18	36	273898	21	457331	
2018	Mar	36	25138	21	38238
	Apr	36	24230	21	37338
	May	36	22902	21	38855
	Jun	36	22687	21	38441
	Jul	36	22243	21	38008
	Aug	36	21737	21	36402
	Sep	36	20658	21	38135
	Oct	36	24242	21	45310
	Nov	36	21338	21	29461
	Dec	36	20792	21	29715
2019	Jan	36	23423	21	39127
	Feb	36	20520	21	36912
	Mar	36	23389	21	41807

5.2 Production of Manufacturing Items

Year / month	Chemicals (Tonnes)					
	No. of reporting factories	Soda Ash (i)	Caustic Soda (i)	Sulphuric Acid (ii)	Chlorine Gas (ii)	
2013-14	2	39998	167465	85348	14960	
2014-15	2	35794	183952	70229	17355	
2015-16	2	41682	225250	75139	16397	
2016-17	2	40475	223855	55979	16316	
2017-18	2	42082	270126	48217	17233	
2018	Mar	2	47544	26698	3944	1487
	Apr	2	46576	27183	3074	1522
	May	2	47425	25298	3726	1272
	Jun	2	45712	22577	3945	1220
	Jul	2	44820	24164	3937	1463
	Aug	2	43341	22053	4021	1589
	Sep	2	46011	20517	4269	1581
	Oct	2	48578	21825	8318	1594
	Nov	2	44551	21133	2708	1476
	Dec	2	48487	17294	6536	1535
2019	Jan	2	47843	18263	3350	1583
	Feb	2	40805	18843	3181	1368
	Mar	2	51335	21830	3493	1501

Source:- (i) Provincial Bureaus of Statistics
(ii) M/o. Industries & Production.

Contd.

5.2 Production of Manufacturing Items

Year/ month	Chemical Fertilizers (Tonnes) (i)						Paints & Varnishes Solid(ii)		Paints & Varnishes Liquid (ii)	
	No. of reporting factories	Urea	Super Phosphate	Ammonium Nitrate	Nitro Phosphate	DI.Amm. Phosphate	No. of reporting factories	Production (Tonnes)	No. of reporting factories	Production (000 Ltrs.)
2013-14	11	4930283	87754	519104	447168	693142	22	37236	20	40528
2014-15	11	5073083	63583	569182	501901	754853	22	48631	20	43077
2015-16	11	5846881	89461	647351	594633	787578	22	53651	20	54028
2016-17	14	5912728	81649	664656	630156	802385	22	49173	20	56563
2017-18	14	5405194	65194	518947	471352	758379	22	54302	20	49282
2018 Mar	14	468488	3037	43999	36766	71112	22	4514	20	3632
Apr	14	456692	3681	40092	34493	30945	22	5148	20	3716
May	14	408834	5422	34716	27134	62100	22	5631	20	3748
Jun	14	471807	4525	34115	31836	71185	22	4219	20	3358
Jul	14	478105	6482	39707	36044	73321	22	4213	20	3392
Aug	14	486140	2072	39945	36921	75494	22	3867	20	3662
Sep	14	46682	8807	40127	36747	64540	22	3765	20	3530
Oct	14	559904	12979	36118	34824	55710	22	4825	20	3579
Nov	14	524742	12854	36845	43967	66483	22	4005	20	3714
Dec	14	537310	3758	40088	38835	63538	22	3969	20	3363
2019 Jan	14	460831	4987	42257	42430	30723	22	4323	20	3738
Feb	14	373433	6594	42131	44350	60989	22	4382	20	3694
Mar	14	491646	6218	25936	22903	74920	22	4800	20	3388

Source: (i) Provincial Bureau of Statistics.
(ii) M/o. Industries & Production.

Contd.

5.2 Production of Manufacturing Items

Year/Month	No. of Reporting Refineries	Petroleum Products (000 Ltrs.)											
		Jet Fuel	Kerosene	Motor Spirit	High Speed Diesel	Diesel Oil N.O.S.	Furnace Oil	Lubricating Oil	Jute Batching Oil	Solvent-Neptha	L.P.G.	Petroleum Products N.O.S.	Total Petroleum Products
2013-14	4	995514	175699	2171499	5088237	60893	3041178	224608	2789	1008195	380597	279584	13428792
2014-15	4	1032079	218450	2195500	5327291	56827	3121192	209475	2666	1382571	382403	296135	14224589
2015-16	4	1080694	183786	2215729	5235662	34950	3079586	233193	1759	1242105	441358	410818	14159638
2016-17	4	1134864	161097	2517957	5466522	28770	3215366	216810	2596	1026183	501370	367459	14638994
2017-18	4	1128146	141600	2988436	6282558.4	38369	3477921	200204	2831	1084763	725174	507135.99	1152127
2018 Mar	4	108396	11606	283057	542969	3738	272015	18876	289	84590	73556	53920	1453011
Apr	4	100646	9833	268276	572544	4467	312768	19439	363	93840	77951	43961	1504087
May	4	101648	11891	273393	588953	3404	336518	17076	181	91193	71611	46012	1541881
Jun	4	78566	14740	275714	555621	5183	268214	17802	277	73227	59023	39956	1388324
Jul	4	77958	15557	15557	519779	2410	285800	18008	114	54078	78687	25729	1357165
Aug	4	84538	14465	14465	480874	2879	270905	17291	207	55382	71130	23582	1290484
Sep	4	75221	10595	10595	495763	4959	268741	17793	282	45356	74732	23967	1287603
Oct	4	96258	9604	9604	506857	4202	284017	19042	221	77755	77644	29041	1381358
Nov	4	83113	5663	5663	482977	4057	248256	17226	204	42649	70981	29328	1242683
Dec	4	94490	10514	10514	364685	2375	195711	20443	149	72140	66374	28385	1056766
2019 Jan	4	110719	12269	12269	449000	4156	246383	18632	242	86694	75813	28928	1287206
Feb	4	83839	10297	10297	450671	4158	227333	17013	254	67803	67258	21260	1198491
Mar	4	99883	10648	10648	468570	4390	249164	21146	247	74753	77026	27298	1312804

Source:- Oil Companies Advisory Committee.

Contd.

5.2 Production of Manufacturing Items

Year/month	Manufacture/Assembly of Automobiles (Nos.) (i)							Bicycles (ii)		
	Cars	Jeeps (4x4)	Light commercial vehicles	Trucks	Buses	Motor Cycles	Tractors	No. of reporting factories	Production (Nos.)	
2013-14	116281	1217	17477	2674	559	1728137	34524	3	203669	
2014-15	152524	1109	28189	4039	575	1777251	48883	3	210931	
2015-16	179944	773	35836	5666	1070	2071123	34914	3	198966	
2016-17	186936	3530	24265	7712	1118	2500650	53975	3	200218	
2017-18	217774	13364	29055	9187	784	2825071	71894	3	201901	
2018	Mar	20312	963	2698	826	68	225532	6975	3	17577
	Apr	19226	1444	2512	829	93	225532	7950	3	16940
	May	17034	1193	2061	808	66	225532	6870	3	17614
	Jun	15348	886	1877	643	70	225532	4523	3	17366
	Jul	21377	722	2741	856	108	213691	4558	3	15354
	Aug	17977	721	2305	532	99	198168	4341	3	14397
	Sep	18834	704	1971	661	74	239250	5040	3	14212
	Oct	22553	763	2143	697	61	253137	6382	3	14717
	Nov	19521	608	1796	549	99	195444	3938	3	14283
	Dec	13232	408	1631	456	74	180116	1710	3	13863
2019	Jan	20683	411	2974	504	61	208359	1675	3	13824
	Feb	17576	630	2207	424	26	186698	4235	3	13900
	Mar	18365	778	1768	348	47	193673	5578	3	13898

Source:- (i) Provincial Bureau of Statistics
(ii) M/o. Industries & Production

Contd.

5.2 Production of Manufacturing Items

Year/month	Steel Products (Tonnes) (i)					
	Coke	Pig iron	Billets	H.R. sheets/ strips/plates/ coils	C.R. sheets/ strips/plates/ coils	Galvanized sheets
2013-14	275777	265478	2730992	127028	2848	0
2014-15	57394	1509	3183258	0	0	0
2015-16	0	0	4099000	0	0	0
2016-17	0	0	408000	0	0	0
2017-18	0	0	424000	0	0	0
2018						
Mar	0	0	435,000	0	0	0
Apr	0	0	396,000	0	0	0
May	0	0	375,000	0	0	0
Jun	0	0	442,000	0	0	0
Jul	0	0	436,000	0	0	0
Aug	0	0	430,000	0	0	0
Sep	0	0	415,000	0	0	0
Oct	0	0	320,000	0	0	0
Nov	0	0	321,000	0	0	0
Dec	0	0	283,000	0	0	0
2019						
Jan	0	0	255,000	0	0	0
Feb	0	0	258,689	0	0	0
Mar	0	0	272,265	0	0	0

Source: M/o. Industries & Production.

Contd.

5.2 Production of Manufacturing Items

Year/Month	Cycle Tyres (i)		Cycle Tubes (i)		Motor tyres (i)		Motor tubes (i)		Cement (ii)		
	No. of reporting factories	Production (000 Nos.)	No. of reporting factories	Production (000 Nos.)	No. of reporting factories	Production (000 Nos.)	No. of reporting factories	Production (000 Nos.)	No. of reporting factories	Production (000 MT)	
2013-14	10	4038	10	8061	8	8802	8	20825	23	31418	
2014-15	10	4633	10	8391	8	9058	8	22001	23	32185	
2015-16	10	4205	10	7285	8	9735	8	24467	23	35432	
2016-17	10	3930	10	7577	8	9710	8	24635	23	37022	
2017-18	10	3896	10	8111	8	10415	8	24675	23	41148	
2018	Mar	10	348	10	680	8	886	8	2057	23	4049
	Apr	10	355	10	786	8	901	8	2055	23	3785
	May	10	358	10	790	8	874	8	2059	23	3496
	Jun	10	307	10	630	8	834	8	2056	23	2639
	Jul	10	360	10	789	8	914	8	2060	23	3114
	Aug	10	363	10	792	8	864	8	2065	23	2988
	Sep	10	365	10	796	8	895	8	2111	23	3239
	Oct	10	368	10	800	8	931	8	2133	23	3960
	Nov	10	372	10	805	8	925	8	2114	23	3279
	Dec	10	379	10	814	8	869	8	2140	23	3230
2019	Jan	10	392	10	830	8	848	8	2173	23	3302
	Feb	10	391	10	834	8	877	8	2127	23	2849
	Mar	10	405	10	856	8	954	8	2130	23	3574

Source:(i) Provincial Bureaus' of Statistics.
(ii) M/o. Industries & Production.

Contd.

5.2 Production of Manufacturing Items

Year/month	No. of Reporting Factories	Electric Bulbs (iii) Production (000 Nos.)	No. of Reporting Factories	Electric Tubes (iii) Production (000 Metres)	
2013-14	7	75106	0	0	
2014-15	7	64623	0	0	
2015-16	7	73915	0	0	
2016-17	7	72394	0	0	
2017-18	7	76440	0	0	
2018	Mar	7	5423	0	0
	Apr	7	6797	0	0
	May	7	6070	0	0
	Jun	7	5366	0	0
	Jul	7	6328	0	0
	Aug	7	6365	0	0
	Sep	7	6158	0	0
	Oct	7	5084	0	0
	Nov	7	4778	0	0
	Dec	7	4781	0	0
2019	Jan	7	4785	0	0
	Feb	7	4767	0	0
	Mar	7	5981	0	0

5.2 Production of Manufacturing Items

Year/Month		Sewing Machines		Electric Motors		Electric Transformers		T.V. Sets		
		No. of reporting factories	Production (Nos.)	No. of reporting factories	Production (Nos.)	No. of reporting factories	Production (Nos.)	No. of reporting factories	Production (Nos.)	
2013-14		8	19834	19	9906	7	12175	9	426600	
2014-15		8	19272	19	9013	7	24993	9	428164	
2015-16		8	13465	19	7319	7	32758	9	453205	
2016-17		8	18290	19	9206	7	36995	9	438869	
2017-18		8	23451	19	36874	7	42915	9	368412	
2018	Mar	8	944	19	8186	7	3503	9	21922	
	Apr	8	1626	19	2662	7	4009	9	22198	
	May	8	4341	19	2534	7	3689	9	28331	
	Jun	8	1616	19	1144	7	3894	9	31670	
	Jul	8	2964	19	3947	7	2775	9	32134	
	Aug	8	1385	19	2208	7	2683	9	32278	
	Sep	8	2828	19	3711	7	3128	9	31601	
	Oct	8	3137	19	4975	7	3125	9	32858	
	Nov	8	3597	19	6303	7	2738	9	32967	
	Dec	8	2828	19	2132	7	2733	9	32700	
	2019	Jan	8	3670	19	8653	7	2553	9	32300
		Feb	8	2727	19	3176	7	2467	9	31104
Mar		8	3307	19	4078	7	2314	9	30788	

Source: Provincial Bureaus of Statistics.

6. MONEY & CREDIT

6.1 Reserve Money

(Million Rupees)

Components	2013-14	2014-15	2015-16	2016-17	2017-18
A. Currency in Circulation	2177873	2554749	3333784	3911315	4387828
B. Cash in Tills	139490	160299	229331	264627	255891
C. Other Deposits with SBP1	13147	13747	18756	22692	26962
D. Bank Deposits	530746	413234	391760	669338	813949
Reserve Money (A+B+C+D)		3142030	3973631	4867971	5484630
Factor Affecting Reserve Money (RM)	2861256				
A. Net Foreign Assets		722415	1033016	828923	12453
B. Net Domestic Assets (1+2+3)		2419615	2940615	4039049	5472177
1. Net Govt. Sector Borrowing (i+ii)	2432250	1919064	1430400	2337124	3600435
i. Borrowings for Budgetary Support	2409794	1928868	1442243	2350109	3613406
a) Federal Government	22456	2098634	1730308	2440624	3667619
of which deposits with SBP		-235865	-329211	-91238	-40546
b) Provincial Government	494563	-168045	-278291	-88555	-43840
Balochistan		-42170	-18257	-1460	-5329
Khyber Pakhtunkhwa	500041	-27663	-76020	-30245	-23945
Punjab	51923	-74384	-96432	-38146	-5114
Sindh	42833	-23829	-87581	-18704	-9453
c) AJK Government	160553	3049	955	7279	5515
d) Gilgit-Baltistan	--	-4769	-10730	-9239	-15888
ii. Others	244731	-9803	-11843	-12985	-12971
2. Credit to Non-Govt. Sector (i+ii+iii)		394911	402348	491157	562297
i. Claims on Scheduled Banks(a+b+c+d+e)	18597	400734	407364	500160	569866
a. Agriculture Sector	-24075	52026	51758	1217	1056
b. Industrial Sector		39405	42321	79196	113524
c. Export Sector	-555023	193124	204617	238383	292539
d. Housing Sector	2371790	-	-	-	-
e. Others	489467	116178	108668	181364	162747
ii. Claims on NBFIs	2861256	18252	19228	15241	16675
iii. PSEs Special A/c Debt Repayment with SBP/PSPC*	--	-24075	-24244	-24244	-24244
3. Other Items (Net)	--	105639	1107867	1210768	1309445
Reserve Money (RM) (A+B)	--	3142030	3973631	4867971	5484630

P Provisional

Source: Statistics & Data Warehouse Department, SBP.

Note: 1. Excluding IMF A/c Nos. 1&2, SAF loan account, counterpart funds, deposits of foreign central banks, foreign govts. International organizations and deposit money banks.

- i. Data is based on weekly returns. The quarterly data covers the period up to the last working day of the month and others months data up to the last working day of last week.
- ii. Data from 30 June 2013 onward is revised on account of reclassification of SBP accounts.

6.1 Reserve Money

(Million Rupees)

Components	2018			
	Mar.,	Apr.,	May,	Jun.,
A. Currency in Circulation	4098603	4190279	4367855	4387828
B. Cash in Tills	197485	233884	261674	255891
C. Other Deposits with SBP1	22983	23732	26383	26962
D. Bank Deposits	747299	680539	716538	813949
Reserve Money (A+B+C+D)	5066370	5128434	5372450	5484630
Factor Affecting Reserve Money (RM)				
A. Net Foreign Assets	364599	355243	196588	11602
B. Net Domestic Assets (1+2+3)	4701771	4773190	5175862	5473029
1. Net Govt. Sector Borrowing (i+ii)	4502969	3657662	4742798	3600077
i. Borrowings for Budgetary Support	4511578	3666206	4751412	3613047
a) Federal Government	4749712	3823090	4914953	3667260
of which deposits with SBP	-15348	-973215	-10869	-12957
b) Provincial Government	-226928	-138897	-146300	-43840
Balochistan	-40155	-37253	-26796	-5329
Khyber Pakhtunkhwa	-61825	-52598	-47766	-23945
Punjab	-69243	-16245	-45992	-5114
Sindh	-55706	-32501	-25747	-9453
c) AJK Government	3900	-589	1256	5515
d) Gilgit-Baltistan	-15106	-17397	-18497	-15888
ii. Others	-8608	-8544	-8614	-12971
2. Credit to Non-Govt. Sector (i+ii+iii)	561539	564723	560000	565866
i. Claims on Scheduled Banks(a+b+c+d+e)	569611	572757	568063	573178
a. Agriculture Sector	935	894	935	1056
b. Industrial Sector	106260	107481	109296	113524
c. Export Sector	296358	298342	291792	292558
d. Housing Sector	--	--	-	-
e. Others	166059	166040	166040	166040
ii. Claims on NBFIs	16171	16210	16181	16932
iii. PSEs Special A/c Debt Repayment with SBP/PSPC*	-24244	-24244	-24244	-24244
3. Other Items (Net)	-362737	550806	-126936	1307085
Reserve Money (RM) (A+B)	5066370	5128433	5372450	5484630

Contd.

6.1 Reserve Money

(Million Rupees)

Components	2018			
	Jul.,	Aug.,(R)	Sep.,	Oct.,
A. Currency in Circulation	4413596	4618601	4378519	4441899
B. Cash in Tills	229300	250269	224115	215134
C. Other Deposits with SBP ¹	28120	28205	28347	28341
D. Bank Deposits	781588	698554	822689	714896
Reserve Money (A+B+C+D)	5452605	5595629	5453669	5400269
Factor Affecting Reserve Money (RM)				
A. Net Foreign Assets	146262	78241	-79707	-119569
B. Net Domestic Assets (1+2+3)	5306343	5517388	5533376	5519839
1. Net Govt. Sector Borrowing (i+ii)	3655042	4695341	5118495	6247820
i. Borrowings for Budgetary Support	3668676	4708614	5131734	6261329
a) Federal Government	3829572	4946562	5403499	6526270
of which deposits with SBP	-1794627	-38087	-38119	-38049
b) Provincial Government	-145504	-219844	-252730	-247931
Balochistan	-9300	-18716	-24208	-24711
Khyber Pakhtunkhwa	-43343	-54647	-50843	-61277
Punjab	-69779	-96704	-116462	-100439
Sindh	-23081	-49777	-61218	-61505
c) AJK Government	2361	833	918	2532
d) Gilgit-Baltistan	-17754	-18937	-19954	-19542
ii. Others	-13633	-13273	-13239	-13509
2. Credit to Non-Govt. Sector (i+ii+iii)	577825	374291	549104	595159
i. Claims on Scheduled Banks(a+b+c+d+e)	585079	381297	556025	601921
a. Agriculture Sector	1007	1053	1032	1075
b. Industrial Sector	113556	115779	116584	117474
c. Export Sector	308779	101717	269256	314215
d. Housing Sector	-	-	-	-
e. Others	161738	162748	169153	169156
ii. Claims on NBFIs	16990	17239	17323	17482
iii. PSEs Special A/c Debt Repayment with SBP/PSPC*	-24244	-24244	-24244	-24244
3. Other Items (Net)	1073476	447755	-134224	-1323140
Reserve Money (RM) (A+B)	5452605	5595629	5453669	5400269

Contd.

6.1 Reserve Money

(Million Rupees)

Components	2018		2019		
	Nov.,	Dec.,	Jan.,	Feb.,	Mar.,
A. Currency in Circulation	4547788	4531098	4661317	4744980	4737499
B. Cash in Tills	220150	226119	204315	208243	222883
C. Other Deposits with SBP1	27498	27173	27198	27732	27394
D. Bank Deposits	963044	867763	856933	753885	827854
Reserve Money (A+B+C+D)	5758480	5652153	5749763	5734840	5815630
Factor Affecting Reserve Money (RM)					
A. Net Foreign Assets	-339960	-532858	-676683	-699644	-489888
B. Net Domestic Assets (1+2+3)	6098440	6185011	6426446	6434484	6305518
1. Net Govt. Sector Borrowing (i+ii)	6666742	4858886	7426595	5088828	7046140
i. Borrowings for Budgetary Support	6680584	4870500	7438798	5100893	7058307
a) Federal Government	6858860	5103597	7684425	5389241	7374746
of which deposits with SBP	-38024	-38281	-86024	-2358940	-38057
b) Provincial Government	-156922	-212302	-226533	-261951	-285982
Balochistan	-31176	-33347	-31198	-39814	-37828
Khyber Pakhtunkhwa	-42273	-50186	-49449	-52759	-57845
Punjab	-52354	-97363	-109040	-135712	-161584
Sindh	-31119	-31405	-36846	-33666	-28724
c) AJK Government	-1461	-2451	-1755	-6759	-5686
d) Gilgit-Baltistan	-19893	-18344	-17340	-19638	-24772
ii. Others	-13842	-11614	-12203	-12065	-12167
2. Credit to Non-Govt. Sector (i+ii+iii)	626947	623494	642342	649540	656252
i. Claims on Scheduled Banks(a+b+c+d+e)	633034	629418	648354	655271	662021
a. Agriculture Sector	1069	1046	998	997	1142
b. Industrial Sector	122457	126698	129695	133966	139322
c. Export Sector	340309	348622	364608	370399	375909
d. Housing Sector	-	-	-	-	-
e. Others	169198	153052	153054	149909	145647
ii. Claims on NBFIs	18157	18320	18232	18513	18475
iii. PSEs Special A/c Debt Repayment with SBP/PSPC*	-24244	-24244	-24244	-24244	-24244
3. Other Items (Net)	-1195249	702631	-1642491	696116	-1396874
Reserve Money (RM) (A+B)	5758480	5652153	5749763	5734840	5815630

P Provisional

Source; State Bank of Pakistan.

Note: 1. Excluding IMF A/c Nos. 1&2, SAF loan account, counterpart funds, deposits of foreign central banks, foreign govts. International organizations and deposit money banks.

i. Data is based on weekly returns. The quarterly data covers the period up to the last working day of the month and others months data up to the last working day of last week.

ii. Compilation of M I Based on weekly data has been discontinued and being compiled on monthly basis given in Table 2.1. The comparison of weekly and monthly compilation methodologies is available link, <http://www.sbp.org.pk/ecodata.asp>.

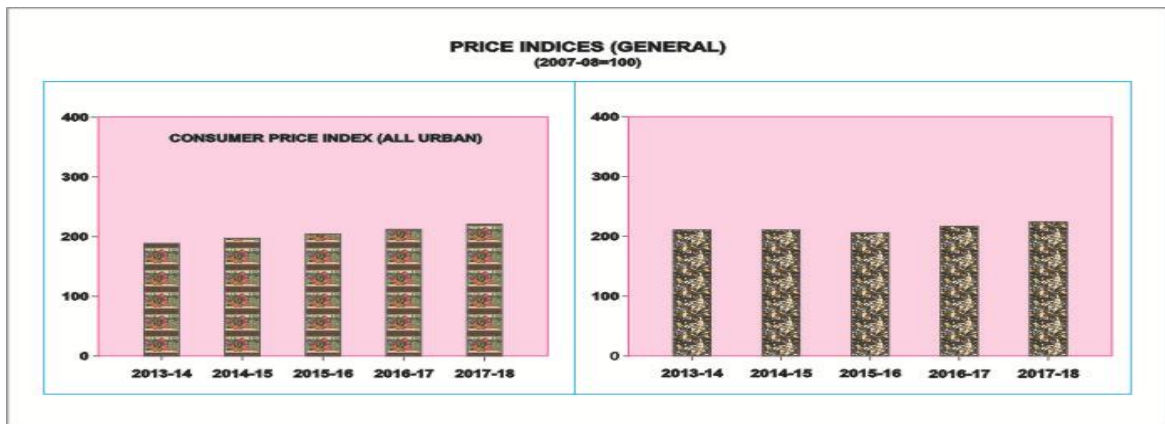
iii. Data from 30 June 2013 onward is revised on account of reclassification of SBP accounts.

* Includes investment of Rs. 100,149 million in Pakistan Security Printing Corporation (PSPC).

7. PRICE

7.1 Price Indices (General) with Percentage Change

Year / month	Consumer price index (all urban)		Wholesale Price Index	
	index	Annual/monthly rate of change (%)	index	Annual/monthly rate of change (%)
(2007-08 = 100)				
2013-14	189.58	8.62	210.48	8.15
2014-15	198.16	4.53	209.85	-0.30
2015-16	203.82	2.86	207.65	-1.05
2016-17	212.29	4.16	216.02	4.03
2017-18	220.62	3.92	223.52	3.47
2018 Mar	220.25	0.31	225.22	0.25
Apr	224.25	1.82	228.07	1.27
May	225.40	0.51	230.98	1.28
Jun	226.68	0.57	234.40	1.48
Jul	228.80	0.94	240.04	2.41
Aug	229.27	0.21	241.93	0.79
Sep	229.14	-0.06	238.25	-1.52
Oct	234.98	2.56	248.19	4.17
Nov	234.75	0.11	249.92	0.70
Dec	233.78	-0.41	247.72	-0.88
2019 Jan	236.11	1.00	247.21	9.88
Feb	237.61	0.64	249.44	11.03
Mar	240.99	1.42	253.67	12.63



7.2 Combined Sensitive Price Indicator (SPI) by Quantile

Year/Month	Quantile					
	Q.1	Q.2	Q.3	Q.4	Q.5	Q.6
(2007-08=100)						
2013 - 14	201.15	206.95	208.93	210.70	209.74	208.66
2014 - 15	204.66	210.75	213.79	215.40	212.95	212.61
2015 - 16	207.35	214.44	215.92	219.76	216.77	216.09
2016 - 17	210.59	218.51	219.34	224.11	221.13	220.12
2017 - 18	212.44	220.56	222.20	226.97	225.03	223.58
2018 Mar	209.37	217.75	219.57	224.75	224.00	221.67
Apr	210.31	219.00	220.99	226.29	225.59	223.13
May	210.00	219.26	221.68	227.49	227.48	224.29
Jun	213.74	223.04	225.46	231.26	231.08	228.00
Jul	216.24	224.93	226.95	232.27	231.79	229.18
Aug	216.72	225.06	226.81	231.80	230.84	228.72
Sep	216.60	224.85	226.50	231.38	230.19	228.27
Oct	219.09	228.03	229.72	239.75	242.86	235.22
Nov	219.66	229.04	230.97	243.15	248.74	238.35
Dec	219.71	229.03	230.88	242.94	248.30	238.12
2019 Jan	221.05	230.18	231.83	244.05	249.19	239.07
Feb	224.32	233.67	235.48	249.83	256.43	244.35
Mar	227.82	237.38	239.29	253.77	260.33	248.19

7.3 Combined Consumer Price Index Numbers by Commodity Groups

Year/ month	General	Food & Non - Alcoholic Beverages	Alcoholic Beverages Tobacco	Clothing & Footwear	Housing water, Elec,Gas Fuels	H.hold Equip & Repair, Maintain- ance	Health	Trans- port	Communi- cation	Recre- ation & Culture	Educa- tion	Restau- rants & Hotels	Miscellne- ous goods & services
(2007-08=100)													
2012-13	174.53	195.05	191.02	175.58	151.34	179.87	156.56	186.43	126.16	169.07	156.69	203.63	199.49
2013-14	189.58	211.75	223.38	198.01	164.60	195.85	167.15	195.15	129.76	183.77	172.57	228.61	210.15
2014-15	198.16	217.32	269.93	213.82	174.93	208.68	176.19	187.22	130.09	190.29	196.40	244.58	221.13
2015-16	233.94	238.99	338.49	258.55	218.86	248.26	232.77	208.79	140.29	213.57	287.53	299.34	273.14
2016-17	212.29	226.59	368.88	233.36	192.91	223.90	201.82	172.93	131.79	196.31	235.65	269.92	240.23
2018 Mar	220.25	228.39	316.60	245.80	202.71	234.67	221.26	186.98	133.37	200.38	275.17	287.84	256.35
Apr	224.25	231.90	317.70	252.06	207.35	239.29	223.08	187.48	133.67	207.96	281.57	291.05	263.59
May	225.40	234.40	315.26	252.58	207.58	239.94	223.74	189.16	133.67	208.32	281.88	292.77	263.91
Jun	226.68	236.58	314.62	253.49	207.63	240.51	224.36	194.64	133.61	208.37	281.89	292.90	264.25
Jul	228.80	238.08	313.65	254.13	210.71	241.18	224.67	202.71	133.63	208.71	281.89	293.25	265.48
Aug	229.27	238.58	313.47	254.67	210.80	242.20	225.20	204.74	133.78	209.89	281.89	295.01	264.45
Sep	229.14	236.78	314.42	255.36	210.82	243.36	226.78	205.19	133.78	210.12	287.41	295.86	267.30
Oct	234.98	240.50	344.03	256.10	220.73	245.50	234.03	210.00	143.45	213.73	288.62	297.39	271.44
Nov	234.75	239.03	348.00	259.07	219.24	247.76	235.09	213.81	143.57	214.34	288.62	298.18	272.19
Dec	233.78	235.23	349.35	260.69	219.28	250.22	235.75	212.38	143.57	214.51	289.54	301.38	275.96
2019 Jan	236.11	235.91	353.17	261.58	226.00	252.03	236.58	209.96	143.57	215.30	288.68	302.94	278.60
Feb	237.61	239.59	354.79	261.82	226.02	255.07	237.67	209.05	143.63	215.79	289.13	303.57	280.40
Mar	240.99	247.17	355.50	263.54	226.12	257.00	239.12	211.31	143.65	219.77	292.02	306.48	282.45

**7.4: Consumer Price Index Numbers by Major Groups
and Selected Commodities
(2007-2008=100)**

Item and Specification	Weight	Index Numbers			% Change in March, 2019 over			
		Mar., 2019	Feb., 2019	Mar., 2018	Feb., 2019	Mar., 2018		
<u>General</u>	100.0000	240.99	237.61	220.25	+	1.42	+	9.42
<u>Food and non-alcoholic Beverages</u>	34.8343	247.17	239.59	228.39	+	3.16	+	8.22
1 Wheat	0.3477	212.59	212.26	204.63	+	0.16	+	3.89
2 Wheat Flour	4.1648	217.34	216.91	211.52	+	0.20	+	2.75
3 Wheat Product	0.0959	217.61	218.51	214.16	-	0.41	+	1.61
4 Besan	0.1500	275.20	274.79	267.57	+	0.15	+	2.85
5 Rice	1.5821	202.28	201.45	192.45	+	0.41	+	5.11
6 Cereals	0.1563	270.70	269.41	259.04	+	0.48	+	4.50
7 Bakery & Confectionary	1.1550	234.33	233.60	224.66	+	0.31	+	4.30
8 Nimco	0.4574	264.08	263.41	258.14	+	0.25	+	2.30
9 Meat	2.4303	332.66	331.09	293.53	+	0.47	+	13.33
10 Chicken	1.3596	205.30	177.16	207.80	+	15.88	-	1.20
11 Fish	0.2970	242.29	239.46	224.31	+	1.18	+	8.02
12 Milk Fresh	6.6800	291.26	290.78	279.50	+	0.17	+	4.21
13 Milk Products	0.6338	284.62	284.16	272.17	+	0.16	+	4.57
14 Milk Powder	0.1129	258.38	257.66	239.08	+	0.28	+	8.07
15 Eggs	0.4555	214.46	228.93	198.03	-	6.32	+	8.30
16 Mustard Oil	0.0952	167.29	167.25	162.97	+	0.02	+	2.65
17 Cooking Oil	1.7538	148.45	148.19	139.23	+	0.18	+	6.62
18 Vegetable Ghee	2.0714	154.11	153.22	143.79	+	0.58	+	7.18
19 Dry Fruits	0.2543	312.73	311.34	279.84	+	0.45	+	11.75
20 Fresh Fruits	1.8649	262.61	233.39	266.29	+	12.52	-	1.38
21 Pulse Masoor	0.2712	166.04	165.53	160.02	+	0.31	+	3.76
22 Pulse Moong	0.2336	268.48	238.26	218.82	+	12.68	+	22.69
23 Pulse Mash (Washed)	0.2098	220.80	220.61	217.65	+	0.09	+	1.45
24 Pulse Gram	0.2361	284.87	283.17	259.27	+	0.60	+	9.87
25 Gram Whole	0.1616	266.42	268.30	280.90	-	0.70	-	5.15
26 Beans	0.0269	269.96	266.68	245.21	+	1.23	+	10.09
27 Potatoes	0.4914	135.14	142.26	160.07	-	5.00	-	15.57
28 Onion	0.5555	236.56	169.85	204.19	+	39.28	+	15.85
29 Tomatoes	0.4634	404.71	340.59	97.45	+	18.83	+	315.30
30 Fresh Vegetables	1.6157	259.66	208.68	202.58	+	24.43	+	28.18
31 Sugar	1.0445	218.09	212.28	184.51	+	2.74	+	18.20
32 Gur	0.0220	279.41	271.58	238.44	+	2.88	+	17.18
33 Honey	0.0446	392.98	389.58	341.03	+	0.87	+	15.23
34 SweetMeat	0.2483	278.37	277.48	257.09	+	0.32	+	8.28
35 Beverages	1.1990	234.23	234.18	227.38	+	0.02	+	3.01
36 Jam, Tomato Ketchup & Pickles	0.2454	239.87	239.50	225.48	+	0.15	+	6.38
37 Condiments	0.2656	299.19	297.84	278.51	+	0.45	+	7.43
38 Spices	0.5441	282.09	279.54	239.75	+	0.91	+	17.66
39 Tea	0.8377	319.96	319.43	296.63	+	0.17	+	7.87
<u>Alcoholic Beverages, Tobacco</u>	1.4135	355.50	354.79	316.60	+	0.20	+	12.29
40 Cigarettes	1.3906	351.79	350.86	306.62	+	0.27	+	14.73
41 Betel Leaves & Nuts	0.0229	580.96	593.36	922.46	-	2.09	-	37.02
<u>Clothing and footwear</u>	7.5708	263.54	261.82	245.80	+	0.66	+	7.22
42 Cotton Cloth	1.7286	259.30	253.46	238.01	+	2.30	+	8.95
43 Woolen Cloth	0.8759	278.73	280.51	264.09	-	0.63	+	5.54
44 Readymade Garments	0.9739	270.90	269.46	256.20	+	0.53	+	5.74
45 Woolen Readymade Garments	0.3964	289.31	289.31	266.38	+	0.00	+	8.61
46 Hosiery	0.5094	277.45	275.19	259.22	+	0.82	+	7.03

Contd.

**7.4: Consumer Price Index Numbers by Major Groups
and Selected Commodities
(2007-2008=100)**

Item and Specification	Weight	Index Numbers			% Change in March, 2019 over			
		Mar., 2019	Feb., 2019	Mar., 2018	Feb., 2019	Mar., 2018		
47 Dopatta	0.4412	273.38	272.04	255.58	+	0.49	+	6.96
48 Cleaning and Laundry	0.2110	303.52	300.26	284.44	+	1.09	+	6.71
49 Tailoring	0.8840	359.07	358.48	336.91	+	0.16	+	6.58
50 Footwear	1.5504	181.18	181.10	167.95	+	0.04	+	7.88
<u>Housing, water, Elec., Gas and other fuels</u>	29.4149	226.12	226.02	202.71	+	0.04	+	11.55
51 House Rent	21.8149	212.02	212.02	195.96	+	0.00	+	8.20
52 Construction Input Items	0.5623	295.39	293.08	264.40	+	0.79	+	11.72
53 Construction Wage Rates	0.3331	281.40	278.16	257.14	+	1.16	+	9.43
54 Water Supply	0.4971	195.29	194.95	174.83	+	0.17	+	11.70
55 Electricity	4.3985	258.28	258.28	238.10	+	0.00	+	8.48
56 Gas	1.5756	292.94	292.94	158.08	+	0.00	+	85.31
57 Kerosene Oil	0.0057	278.25	274.12	259.58	+	1.51	+	7.19
58 Firewood Whole	0.2277	307.17	305.94	302.24	+	0.40	+	1.63
<u>Furnishing and household equipment maintenance</u>	4.2082	257.00	255.07	234.67	+	0.76	+	9.52
59 Furniture	0.3315	252.79	251.62	228.22	+	0.46	+	10.77
60 Household Textiles	0.6489	253.05	251.59	236.78	+	0.58	+	6.87
61 Household Equipment	0.5936	198.67	198.07	185.70	+	0.30	+	6.98
62 Utensils	0.3212	273.60	272.66	242.89	+	0.34	+	12.64
63 Plastic Products	0.2547	245.73	242.52	218.99	+	1.32	+	12.21
64 Washing Soaps & Detergents	0.7893	261.30	260.03	235.67	+	0.49	+	10.88
65 Sewing Needle & Dr Cell	0.1496	231.04	230.38	211.92	+	0.29	+	9.02
66 Household Servant	1.0432	290.60	286.73	265.40	+	1.35	+	9.50
67 Marriage Hall Charges	0.0762	277.33	275.23	257.76	+	0.76	+	7.59
<u>Health</u>	2.1868	239.12	237.67	221.26	+	0.61	+	8.07
68 Drugs & Medicines	1.2667	204.15	201.80	187.99	+	1.16	+	8.60
69 Medical Equipments	0.0080	277.26	271.19	256.26	+	2.24	+	8.19
70 Doctor (MBBS) Clinic Fee	0.5904	321.75	321.75	300.06	+	0.00	+	7.23
71 Medical Tests	0.3217	224.24	223.77	206.75	+	0.21	+	8.46
<u>Transport</u>	7.2023	211.31	209.05	186.98	+	1.08	+	13.01
72 Motor Vehicles	0.6630	206.44	205.06	185.84	+	0.67	+	11.08
73 Motor Vehicle Accessories	0.2439	238.24	237.99	216.02	+	0.11	+	10.29
74 Motor Fuel	3.0269	189.40	186.52	167.63	+	1.54	+	12.99
75 Mechanical Service	0.4552	256.98	255.38	238.14	+	0.63	+	7.91
76 Motor Vehicle Tax	0.1099	210.18	210.18	210.18	+	0.00	+	0.00
77 Transport Services	2.7034	226.96	224.79	196.76	+	0.97	+	15.35
<u>Communication</u>	3.2198	143.65	143.63	133.37	+	0.01	+	7.71
78 Postal Services	0.0662	272.63	272.63	259.00	+	0.00	+	5.26
79 Communication & Apparatus	3.1536	140.94	140.93	130.73	+	0.01	+	7.81
<u>Recreation and culture</u>	2.0227	219.77	215.79	200.38	+	1.84	+	9.68
80 Recreation & Culture	0.8634	137.69	137.68	132.03	+	0.01	+	4.29
81 Text Books	0.5706	316.96	304.92	287.98	+	3.95	+	10.06
82 Newspapers	0.1934	235.21	235.21	202.81	+	0.00	+	15.98
83 Stationery	0.3953	251.19	248.25	222.02	+	1.18	+	13.14
<u>Education</u>	3.9431	292.02	289.13	275.17	+	1.00	+	6.12
84 Education	3.9431	292.02	289.13	275.17	+	1.00	+	6.12
<u>Restaurants and hotels</u>	1.2286	306.48	303.57	287.84	+	0.96	+	6.48
85 Readymade Food	1.2286	306.48	303.57	287.84	+	0.96	+	6.48
<u>Misc. goods and services</u>	2.7550	282.45	280.40	256.35	+	0.73	+	10.18
86 Personal Care	1.4935	250.69	249.74	234.18	+	0.38	+	7.05
87 Cosmetics	0.3853	236.95	233.79	208.65	+	1.35	+	13.56
88 Blades	0.0322	221.15	217.60	201.85	+	1.63	+	9.56
89 Personal Equipments	0.8440	361.77	358.33	319.45	+	0.96	+	13.25

7.5 Combined Consumer Price Index Numbers by Quintiles and Major Commodity Groups

March, 2019
(2007-2008=100)

Income Quintiles	General	Food and non-alcoholic Beverages	Alcoholic Beverages, Tobacco	Clothing and footwear	Housing, water, Elec., Gas and other fuels	Furnishing and household equipment maintenance	Health	Trans-port	Communi-cation	Recreation and culture	Education	Restaur-ants and hotels	Misc. goods and services
------------------	---------	----------------------------------	------------------------------	-----------------------	--	--	--------	------------	----------------	------------------------	-----------	-------------------------	--------------------------

All Urban Combined

Aggregate	240.99	247.17	355.50	263.54	226.12	257.00	239.12	211.31	143.65	219.77	292.02	306.48	282.45
Income Quintile 1	233.55	240.30	357.39	261.31	199.82	254.03	232.85	225.40	126.35	234.09	305.40	299.53	274.89
Income Quintile 2	237.55	243.10	357.36	261.39	214.43	253.42	234.51	215.25	126.66	230.86	300.62	301.92	273.43
Income Quintile 3	237.67	244.85	357.62	261.88	214.68	251.12	235.87	210.18	129.53	226.72	293.06	303.49	275.69
Income Quintile 4	243.43	246.80	358.65	262.81	235.21	249.99	237.93	205.24	135.79	221.26	294.38	305.12	276.75
Income Quintile 5	244.01	251.03	352.07	265.38	234.90	259.98	242.50	212.39	151.60	214.36	290.32	308.54	288.99

7.6 Major Commodity Groups for Selected Cities
March, 2019
(2007-2008=100)

Cities	General	Food & non-alcoholic Beverages	Alcoholic Beverages, Tobacco	Clothing & footwear	Housing, water, Elec., Gas & other fuels	Furnishing & household equipment maintenance	Health	Transport	Communication	Recreation & culture	Education	Restaurants & hotels	Misc. goods & services
--------	---------	--------------------------------	------------------------------	---------------------	--	--	--------	-----------	---------------	----------------------	-----------	----------------------	------------------------

Income Quintile 1

Rawalpindi	247.87	252.28	351.30	281.53	231.78	268.71	270.69	232.73	107.27	237.95	368.02	313.98	266.54
Islamabad	243.32	244.60	349.45	275.41	193.99	274.48	264.65	232.96	115.71	328.01	804.37	285.33	281.72
Lahore	214.85	234.51	347.15	249.77	158.94	287.57	223.68	198.31	106.47	229.27	307.48	275.20	322.28
Gujranwala	223.18	234.80	348.49	222.70	201.97	267.88	190.58	223.39	114.52	252.00	191.04	275.94	230.45
Sialkot	219.23	229.99	352.79	226.33	195.60	203.32	181.68	199.09	124.77	300.69	216.82	292.79	244.38
Faisalabad	242.94	244.30	379.44	240.31	229.40	231.53	307.73	227.65	134.91	259.54	258.75	315.23	255.50
Multan	224.36	232.64	344.76	230.48	198.71	234.14	216.41	199.15	151.69	234.94	215.78	280.64	255.66
Sargodha	242.60	234.92	349.90	232.38	245.43	297.15	220.67	322.03	116.65	297.68	277.77	413.40	284.31
Bahawalpur	240.46	230.98	350.53	285.46	241.25	247.65	207.29	204.33	182.27	269.11	272.88	295.70	234.15
Karachi	223.45	238.81	364.83	270.05	166.01	257.85	261.09	155.70	121.67	249.54	242.08	311.70	309.24
Hyderabad	220.71	243.29	349.49	230.50	161.01	245.34	215.87	202.97	117.87	221.83	467.01	340.79	255.77
Sukkur	221.55	219.80	351.24	281.22	183.46	233.82	198.61	217.13	171.88	194.03	419.80	346.06	246.73
Larkana	237.54	233.17	341.54	256.25	233.18	244.41	286.95	242.18	129.74	201.60	278.06	331.19	332.56
Peshawar	240.09	240.20	373.61	293.41	204.44	271.43	275.68	238.64	118.67	295.57	372.19	255.54	330.15
Bannu	243.62	242.20	386.72	256.32	243.87	274.45	210.72	226.27	118.19	290.90	219.51	340.06	309.52
Quetta	232.88	237.56	392.91	214.99	224.02	249.53	218.26	273.92	135.16	204.20	285.25	245.13	258.09
Khuzdar	231.51	236.97	331.86	253.64	194.62	251.72	270.58	251.15	129.08	196.09	289.63	469.65	239.02

Income Quintile 2

Rawalpindi	254.64	254.43	353.57	280.90	241.27	264.55	281.92	247.81	111.66	275.01	404.95	318.00	266.09
Islamabad	241.94	246.66	350.70	282.06	194.59	273.02	255.91	206.83	112.31	253.95	678.84	290.87	274.75
Lahore	215.90	235.78	348.80	247.24	163.91	295.07	218.23	190.73	105.97	228.27	305.39	277.88	315.03
Gujranwala	223.86	236.74	350.07	219.04	208.24	260.30	187.34	215.83	116.57	267.45	176.07	284.72	229.42
Sialkot	218.86	230.35	353.95	224.86	202.39	206.49	197.43	187.53	132.71	337.44	213.04	276.58	219.12
Faisalabad	242.59	245.73	379.20	242.20	236.68	237.89	298.54	211.17	127.30	252.69	242.65	306.35	254.01
Multan	225.32	234.95	343.68	230.64	206.40	231.72	212.57	188.89	141.16	239.90	220.73	279.31	251.62
Sargodha	244.88	236.77	346.55	230.24	254.32	299.21	225.68	277.43	107.82	303.72	252.19	394.17	288.89
Bahawalpur	241.94	233.44	349.04	274.40	248.31	256.78	207.81	188.53	181.52	262.01	334.20	311.08	232.95
Karachi	226.48	243.28	364.25	262.20	172.98	251.83	260.95	158.68	128.44	235.87	247.84	315.60	293.12
Hyderabad	223.21	244.66	349.69	231.70	167.63	248.46	213.11	203.33	120.61	209.70	486.96	355.49	261.45
Sukkur	223.61	221.24	347.47	279.96	190.86	225.96	199.21	220.92	168.92	201.11	401.03	346.15	243.12
Larkana	243.56	238.52	340.92	258.16	239.83	238.65	294.74	255.71	139.60	203.69	278.63	331.02	338.53
Peshawar	241.57	241.46	374.45	297.04	212.36	268.49	274.80	228.87	129.10	271.31	324.52	255.80	322.87
Bannu	244.74	241.86	380.72	262.01	243.14	267.44	220.25	216.20	122.96	281.56	312.46	317.51	338.69
Quetta	234.60	240.31	384.80	218.48	231.03	247.54	218.82	225.65	127.06	208.01	253.97	245.09	260.64
Khuzdar	229.23	237.73	339.96	254.21	177.14	266.72	270.76	218.86	136.46	203.44	261.83	460.73	238.57

Contd.

7.6 Major Commodity Groups for Selected Cities
March, 2019
(2007-2008=100)

Cities	General	Food & non-alcoholic Beverages	Alcoholic Beverages, Tobacco	Clothing & footwear	Housing, water, Elec., Gas & other fuels	Furnishing & household equipment maintenance	Health	Transport	Communication	Recreation & culture	Education	Restaurants & hotels	Misc. goods & services
--------	---------	--------------------------------	------------------------------	---------------------	--	--	--------	-----------	---------------	----------------------	-----------	----------------------	------------------------

Income Quintile 3

Rawalpindi	256.13	253.86	348.10	284.92	249.37	270.57	293.04	227.93	117.66	262.48	358.38	317.55	269.88
Islamabad	243.19	248.24	343.15	274.64	194.09	270.90	249.45	214.38	119.88	240.94	795.05	283.37	287.21
Lahore	216.60	238.02	347.51	248.99	158.52	296.97	217.95	189.29	111.17	229.90	284.80	274.73	320.03
Gujranwala	224.59	239.17	348.78	222.67	208.29	251.94	191.26	198.13	123.50	237.20	176.36	282.86	235.59
Sialkot	219.75	231.58	342.94	227.10	204.21	212.97	192.05	177.22	141.00	312.05	202.41	270.22	223.57
Faisalabad	244.30	247.62	372.58	242.62	244.22	238.47	296.65	201.69	129.25	249.98	245.70	305.49	254.05
Multan	225.90	235.99	342.62	229.44	208.79	222.80	216.54	188.30	144.05	230.28	228.84	274.50	247.43
Sargodha	246.80	236.37	345.63	232.11	265.25	299.30	217.61	246.12	114.90	287.42	300.80	418.83	289.32
Bahawalpur	244.96	235.02	352.59	280.40	258.73	257.16	202.75	191.07	181.98	252.16	272.40	303.87	240.26
Karachi	228.19	244.54	366.62	257.72	171.02	246.65	257.01	161.77	130.93	230.02	254.75	322.05	289.77
Hyderabad	223.75	244.69	348.66	233.16	161.03	250.66	210.17	200.33	133.11	219.74	501.38	359.63	271.70
Sukkur	223.27	220.21	354.49	281.91	186.36	231.47	196.11	211.86	167.72	198.24	393.06	342.22	248.10
Larkana	246.96	242.24	340.50	254.78	245.96	238.69	281.55	246.96	141.97	206.09	278.56	327.33	375.96
Peshawar	242.02	240.05	367.52	297.56	214.59	270.45	274.73	238.76	127.78	251.97	336.32	256.03	321.72
Bannu	243.52	242.95	387.84	267.96	247.61	253.68	211.14	203.69	127.82	261.44	239.23	323.37	335.79
Quetta	234.62	240.16	378.78	218.03	236.68	243.49	227.56	209.10	126.37	204.32	266.37	238.68	258.92
Khuzdar	227.37	240.17	339.80	249.02	167.88	260.24	278.64	202.13	141.70	200.00	294.82	446.30	244.25

Income Quintile 4

Rawalpindi	257.75	256.18	347.17	287.96	252.33	277.41	293.34	227.30	121.53	241.16	330.20	321.11	278.33
Islamabad	247.44	250.93	341.15	276.07	200.10	273.71	266.17	216.37	135.63	231.42	721.41	296.00	285.59
Lahore	218.30	240.27	345.63	248.53	173.43	294.84	216.17	185.26	118.48	222.76	295.70	270.96	320.18
Gujranwala	225.16	239.92	345.35	224.88	217.26	236.35	190.79	195.32	132.69	235.78	177.01	277.70	228.69
Sialkot	221.68	234.96	343.49	226.39	215.73	213.51	179.72	178.81	152.35	281.14	198.66	266.57	217.31
Faisalabad	244.53	250.60	374.70	243.48	248.04	240.88	290.76	190.66	133.17	234.85	252.02	306.95	261.80
Multan	227.59	237.96	341.82	231.45	220.26	223.76	207.28	183.41	148.23	219.69	234.21	267.95	255.15
Sargodha	251.27	239.11	342.25	234.22	266.47	309.78	219.13	236.10	123.77	316.25	356.51	415.51	293.22
Bahawalpur	246.13	236.06	347.11	276.50	259.59	254.50	202.24	187.71	185.17	244.42	305.85	287.60	250.64
Karachi	229.36	245.59	368.17	258.41	184.20	255.61	257.01	166.73	136.86	226.37	262.29	324.24	287.44
Hyderabad	226.21	247.04	357.57	232.93	176.85	248.92	210.45	197.57	141.80	221.63	516.65	360.61	280.90
Sukkur	227.67	224.53	340.58	281.83	200.76	234.58	199.92	199.75	170.56	201.11	389.59	342.69	260.34
Larkana	252.65	248.92	329.58	254.11	249.15	240.35	292.30	238.55	153.73	206.09	311.33	329.16	406.57
Peshawar	244.13	243.91	362.09	297.72	222.27	268.43	281.86	227.24	134.98	251.66	318.28	261.11	319.89
Bannu	248.03	248.73	394.26	273.16	245.96	262.35	197.67	215.12	128.22	260.86	244.42	320.67	345.39
Quetta	237.39	241.16	369.05	219.57	243.04	239.78	230.04	219.33	129.97	198.81	281.15	238.84	262.52
Khuzdar	232.26	242.21	336.89	249.56	184.87	275.54	278.17	201.69	150.94	205.03	335.37	431.68	268.81

Contd.

7.6 Major Commodity Groups for Selected Cities
March, 2019
(2007-2008=100)

Cities	General	Food & non-alcoholic Beverages	Alcoholic Beverages, Tobacco	Clothing & footwear	Housing, water, Elec., Gas & other fuels	Furnishing & household equipment maintenance	Health	Transport	Communication	Recreation & culture	Education	Restaurants & hotels	Misc. goods & services
--------	---------	--------------------------------	------------------------------	---------------------	--	--	--------	-----------	---------------	----------------------	-----------	----------------------	------------------------

Income Quintile 5

Rawalpindi	263.28	262.90	334.87	287.08	256.83	281.84	286.75	227.44	138.25	230.58	344.24	324.91	313.75
Islamabad	246.03	257.70	329.64	284.63	200.00	287.52	270.52	227.22	143.01	227.83	487.69	307.38	307.94
Lahore	219.53	247.71	331.31	256.35	174.79	287.44	216.30	193.91	139.59	219.18	275.14	281.39	332.60
Gujranwala	224.54	244.80	335.36	227.43	220.12	205.80	191.84	190.90	153.35	216.77	171.40	287.88	255.73
Sialkot	222.12	239.33	332.50	231.86	218.15	219.41	185.97	187.70	156.03	265.52	189.59	276.94	231.62
Faisalabad	246.28	255.88	358.07	245.46	251.64	249.58	275.90	194.40	143.17	231.11	299.34	312.21	279.62
Multan	228.04	244.14	328.24	233.27	222.90	206.34	210.23	197.46	150.97	221.23	255.08	273.45	262.16
Sargodha	263.28	245.35	343.74	250.68	268.77	402.74	215.99	219.86	136.49	272.83	533.15	432.13	319.34
Bahawalpur	252.79	241.45	329.83	274.75	263.74	261.81	199.48	199.95	187.97	245.39	337.36	299.69	268.69
Karachi	232.54	249.19	359.39	258.86	184.37	336.73	265.04	206.41	153.88	221.46	268.79	330.36	301.71
Hyderabad	230.15	251.81	336.77	235.88	179.53	227.56	206.97	208.76	156.02	211.67	533.71	367.44	307.20
Sukkur	230.88	229.32	331.50	280.66	204.18	225.51	195.26	210.86	176.26	201.09	429.75	342.23	274.57
Larkana	255.34	251.39	325.77	252.57	251.75	243.48	302.96	225.89	160.45	192.02	382.43	329.57	382.37
Peshawar	247.39	247.64	342.79	295.47	222.46	285.40	267.48	245.98	143.68	214.55	324.03	257.58	317.22
Bannu	244.71	242.77	397.46	256.43	247.40	236.06	207.99	174.89	132.16	236.17	362.61	334.43	316.52
Quetta	240.43	244.32	352.10	218.79	248.56	231.62	217.19	217.29	141.15	199.85	280.69	241.05	276.73
Khuzdar	235.06	247.22	333.41	254.69	179.25	266.21	274.47	187.75	166.43	217.38	383.38	459.12	304.44

Aggregate

Rawalpindi	260.00	259.50	341.52	286.72	251.66	280.29	288.24	227.84	132.58	236.90	344.13	322.91	301.70
Islamabad	244.70	256.11	332.29	283.39	196.74	286.36	268.99	226.58	141.85	229.32	499.93	306.85	305.64
Lahore	217.88	242.37	341.02	252.11	170.58	289.75	216.89	191.70	129.28	222.75	281.58	278.20	326.07
Gujranwala	224.77	240.14	344.06	224.13	215.47	228.69	190.77	195.47	137.82	234.27	175.25	284.46	240.09
Sialkot	220.80	235.19	341.81	228.36	212.25	215.08	186.48	184.26	151.15	283.81	196.35	274.20	225.73
Faisalabad	244.82	249.52	372.39	243.27	246.09	244.58	290.53	197.19	136.68	241.72	273.93	309.54	265.00
Multan	226.97	238.78	339.00	231.65	216.85	214.34	211.40	194.00	148.86	224.59	245.77	273.53	256.87
Sargodha	251.71	238.82	344.91	236.21	263.54	340.92	219.32	235.79	124.59	293.48	383.25	419.41	298.59
Bahawalpur	247.23	235.79	345.30	277.64	257.26	258.36	202.73	196.81	185.68	251.50	324.59	298.88	250.56
Karachi	229.83	246.90	363.23	259.10	179.22	315.05	261.75	195.09	147.54	224.68	266.16	327.19	297.02
Hyderabad	226.50	247.15	348.33	233.57	175.01	237.84	209.89	204.42	144.51	215.96	519.22	361.75	288.12
Sukkur	226.63	223.44	343.05	281.19	198.44	229.85	197.84	208.75	171.81	199.99	406.78	343.24	258.06
Larkana	247.90	242.31	336.60	255.24	246.90	240.94	291.95	238.88	146.91	202.15	329.05	329.52	370.42
Peshawar	244.70	243.49	363.54	296.20	219.53	279.02	272.17	242.36	137.94	237.83	325.07	257.61	320.07
Bannu	245.17	244.17	388.84	264.90	245.76	255.27	207.68	199.22	127.49	259.32	286.25	325.37	328.85
Quetta	237.53	241.44	366.44	218.59	242.32	238.93	223.02	217.62	133.40	201.86	275.78	240.60	266.22
Khuzdar	231.02	239.40	336.99	252.22	186.37	263.23	274.18	212.83	141.60	202.80	303.83	454.02	256.35

**7.7 Combined Consumer Price Index Numbers by Income Groups/City
and Commodity Groups for all Centers Covered in CPI
March, 2019
(2007-2008=100)**

Cities	General	Food and non-alcoholic Beverages	Alcoholic Beverages, Tobacco	Clothing and foot-wear	Housing, water, Elec., Gas and other fuels	Furnishing and household equipment maintenance	Health	Transport	Communication	Recreation and culture	Education	Restaurants and hotels	Misc. goods and services	
Rawalpindi	01	260.00	259.50	341.52	286.72	251.66	280.29	288.24	227.84	132.58	236.90	344.13	322.91	301.70
Islamabad	02	244.70	256.11	332.29	283.39	196.74	286.36	268.99	226.58	141.85	229.32	499.93	306.85	305.64
Attock	03	234.41	242.63	336.56	269.21	180.18	268.14	222.74	229.16	131.45	212.09	379.84	328.50	323.94
Jhelum	04	235.67	245.92	345.05	283.96	212.26	258.86	226.22	219.28	137.61	241.64	260.18	311.26	253.75
Lahore	05	217.88	242.37	341.02	252.11	170.58	289.75	216.89	191.70	129.28	222.75	281.58	278.20	326.07
Sahiwal	06	263.29	246.41	342.75	332.04	266.63	253.59	281.60	201.63	148.29	264.60	370.00	344.20	313.17
Gujranwala	07	224.77	240.14	344.06	224.13	215.47	228.69	190.77	195.47	137.82	234.27	175.25	284.46	240.09
Wazirabad	08	238.44	249.09	349.89	232.90	239.24	231.99	191.97	214.08	140.00	230.08	178.88	274.63	253.91
Sialkot	09	220.80	235.19	341.81	228.36	212.25	215.08	186.48	184.26	151.15	283.81	196.35	274.20	225.73
Faisalabad	10	244.82	249.52	372.39	243.27	246.09	244.58	290.53	197.19	136.68	241.72	273.93	309.54	265.00
Jhang	11	252.02	242.35	343.18	385.21	230.45	278.67	340.63	203.98	146.23	232.76	208.42	297.25	246.13
Multan	12	226.97	238.78	339.00	231.65	216.85	214.34	211.40	194.00	148.86	224.59	245.77	273.53	256.87
Muzaffargarh	13	232.11	243.49	339.37	258.09	211.57	222.54	192.65	196.40	151.18	234.34	210.04	292.95	264.27
D. G. Khan	14	241.93	245.72	351.48	281.93	253.31	242.34	219.02	194.66	132.79	204.18	167.80	283.73	219.01
Vehari	15	232.94	240.43	347.94	252.30	218.59	243.08	197.72	206.31	140.60	235.66	291.22	292.36	286.23
Sargodha	16	251.71	238.82	344.91	236.21	263.54	340.92	219.32	235.79	124.59	293.48	383.25	419.41	298.59
Mianwali	17	274.04	255.69	346.40	208.04	364.14	250.68	211.57	216.28	111.53	269.88	412.63	294.73	302.39
Bahawalpur	18	247.23	235.79	345.30	277.64	257.26	258.36	202.73	196.81	185.68	251.50	324.59	298.88	250.56
Bahawalnagar	19	257.82	248.39	349.69	327.02	239.27	331.35	256.49	214.87	147.98	240.14	448.58	328.44	301.10
R. Y. Khan	20	244.38	246.84	335.40	296.33	231.77	261.72	192.05	203.07	136.66	233.25	363.71	322.16	276.75
Karachi	21	229.83	246.90	363.23	259.10	179.22	315.05	261.75	195.09	147.54	224.68	266.16	327.19	297.02
Hyderabad	22	226.50	247.15	348.33	233.57	175.01	237.84	209.89	204.42	144.51	215.96	519.22	361.75	288.12
Nawabshah	23	268.27	261.53	393.21	311.90	235.82	257.12	255.03	217.52	148.31	191.71	627.11	323.68	441.60
Mirpukhas	24	237.15	257.10	385.97	220.31	205.58	219.47	211.87	202.26	120.62	186.34	458.06	333.40	255.99
Mithi	25	259.83	259.55	385.06	268.47	266.65	231.75	201.97	190.72	117.76	203.03	432.97	303.81	311.82
Sukkur	26	226.63	223.44	343.05	281.19	198.44	229.85	197.84	208.75	171.81	199.99	406.78	343.24	258.06
Larkana	27	247.90	242.31	336.60	255.24	246.90	240.94	291.95	238.88	146.91	202.15	329.05	329.52	370.42
Dadu	28	245.39	252.96	363.96	269.52	212.27	257.54	196.96	228.44	128.55	205.37	670.27	270.71	270.83
Peshawar	29	244.70	243.49	363.54	296.20	219.53	279.02	272.17	242.36	137.94	237.83	325.07	257.61	320.07
Mardan	30	276.25	246.51	366.08	319.58	303.28	257.07	248.15	250.47	136.68	253.74	540.89	275.08	343.06
Abbottabad	31	257.92	267.60	342.84	320.55	187.07	354.02	265.35	287.88	160.74	250.08	333.33	301.89	285.07
Bannu	32	245.17	244.17	388.84	264.90	245.76	255.27	207.68	199.22	127.49	259.32	286.25	325.37	328.85
D. I. Khan	33	259.06	250.94	334.49	226.10	324.23	222.35	219.34	184.27	119.15	181.54	427.44	258.55	270.56
Mingora	34	261.21	248.10	333.78	309.57	237.75	247.20	299.85	223.15	145.24	253.44	389.67	338.63	540.44
Quetta	35	237.53	241.44	366.44	218.59	242.32	238.93	223.02	217.62	133.40	201.86	275.78	240.60	266.22
Turbat	36	266.83	214.73	364.21	235.46	390.39	243.31	249.57	198.56	126.94	171.90	328.82	349.27	297.53
Gawadar	37	231.94	219.08	267.96	256.24	246.49	246.19	246.61	193.76	112.09	149.84	335.68	395.62	289.24
Loralai	38	254.21	246.07	349.80	275.99	275.26	233.36	232.49	199.85	126.17	238.15	352.69	388.07	290.59
Khuzdar	39	231.02	239.40	336.99	252.22	186.37	263.23	274.18	212.83	141.60	202.80	303.83	454.02	256.35
D. M. Jamali	40	241.68	250.78	372.44	223.73	218.82	238.94	234.51	269.48	132.60	193.55	367.26	354.73	260.59

7.8 Index Numbers of Wholesale Prices by Commodity Groups

Year / month	General	Agriculture Forestry & Fishery Product	Others & Minerals electricity gas & water	Food product Beverages & tobacco Textile Apparel & Leather Product	Other transportable Goods	Metal product Machinery & Equipment
--------------	---------	---	---	---	---------------------------------	---

(2007-08=100)

2012-13	194.61	198.23	211.17	188.39	203.93	159.29
2013-14	158.88	165.52	163.62	156.11	162.99	132.02
2014-15	209.85	220.56	245.47	206.76	197.12	172.72
2015-16	246.26	271.47	276.28	250.36	217.47	189.54
2016-17	216.02	248.00	242.08	225.59	168.07	174.40
2018 Mar	225.22	254.55	242.92	231.06	191.75	179.07
Apr	228.07	260.48	242.84	233.13	193.68	182.01
May	230.98	263.65	242.99	235.86	198.63	183.47
Jun	234.40	266.18	243.23	238.47	206.51	185.32
Jul	240.04	274.85	243.17	243.73	214.04	186.28
Aug	241.93	274.04	244.14	247.95	216.87	186.72
Sep	238.25	267.67	244.76	243.64	213.10	187.64
Oct	248.19	272.57	293.55	248.54	217.85	190.04
Nov	249.92	271.62	293.14	249.98	224.71	190.55
Dec	247.72	266.70	293.54	251.73	218.04	190.19
2019 Jan	247.21	267.58	292.15	253.40	212.67	191.48
Feb	249.44	269.34	291.06	256.00	217.51	191.60
Mar	253.67	278.88	291.02	258.24	222.43	191.40

7.9 Index Numbers of Wholesale Prices by Commodities

Year/month	AGRICULTURE FORESTRY & FISHERY										
	Wheat	Maize	Rice	Sorghum/ Jowar	Millet/ Bajra	Vegetables	Fresh Fruits	Dry Fruits	Cotton Seeds	Other oil Seeds	Edible Roots Potatoes
(2007-08=100)											
2012-13	188.52	174.74	165.42	211.29	177.02	216.66	216.05	181.47	168.92	177.67	162.82
2013-14	227.13	185.28	177.67	279.98	179.06	254.41	226.73	201.66	185.58	178.30	314.12
2014-15	209.29	191.65	172.20	300.13	173.82	255.40	245.60	227.30	208.86	179.03	314.37
2015-16	209.07	194.53	147.58	291.34	192.41	258.45	254.69	245.18	249.16	162.08	152.76
2016-17	208.21	193.44	154.49	244.45	180.10	280.77	264.68	241.41	268.07	178.77	227.85
2018 Mar	209.00	205.11	173.85	256.85	188.77	195.23	291.61	269.25	257.18	177.04	148.10
Apr	203.30	210.71	174.07	261.38	197.62	237.20	308.39	275.26	255.66	182.04	133.10
May	193.89	220.29	178.91	292.47	210.95	230.36	358.47	283.68	273.24	186.14	161.85
Jun	197.00	209.74	178.97	289.95	216.72	248.68	375.03	287.26	267.32	189.36	178.71
Jul	202.51	218.34	181.75	305.26	244.12	347.33	328.17	285.82	267.32	193.29	194.26
Aug	204.53	222.24	181.28	293.20	249.84	346.19	298.81	275.54	268.41	196.32	207.46
Sep	205.17	228.81	181.31	285.95	261.64	338.79	266.54	278.85	265.99	195.43	199.17
Oct	207.42	214.53	182.76	275.88	244.40	356.04	277.92	276.70	266.98	197.75	214.22
Nov	211.76	219.23	183.58	279.91	239.29	255.52	249.64	275.15	265.86	194.00	232.25
Dec	213.18	224.19	187.06	290.73	216.39	178.77	243.41	280.01	263.02	192.93	195.30
2019 Jan	214.48	229.91	190.79	304.58	209.51	195.27	254.18	281.40	263.05	192.04	134.45
Feb	215.86	234.21	194.20	309.61	214.73	213.58	268.34	282.99	262.82	188.20	130.41
Mar	215.39	240.50	200.73	414.71	253.66	272.54	299.74	283.90	265.42	187.30	115.94

Contd.

7.9 Index Numbers of Wholesale Prices by Commodities

Year/month	AGRICULTURE FORESTRY & FISHERY											
	Stimulant & spice crops	Pulses	Sugar crops	Fibre crops	Unmanufactured tobacco	Poultry	Milk from bovine animals	Eggs	Raw animal material / wool	Hides&fur skins wool	Fuel wood in logs	Fishes fresh or chilled
(2007-08=100)												
2012-13	184.68	204.81	267.92	193.56	171.49	178.40	213.81	191.02	138.84	139.08	215.48	191.11
2013-14	316.66	186.74	267.92	217.41	186.62	202.88	225.98	200.17	155.22	145.20	238.11	247.73
2014-15	350.96	207.90	277.32	172.23	213.88	193.98	249.87	204.51	173.19	155.20	252.59	270.19
2015-16	269.52	252.23	286.30	170.39	230.07	191.41	255.23	186.82	176.08	153.18	263.90	354.97
2016-17	222.16	290.65	275.16	209.16	271.01	183.11	266.08	209.31	175.73	120.95	272.97	460.20
2018 Mar	266.39	240.45	257.62	234.67	308.03	219.05	275.47	201.84	173.81	101.97	283.56	476.70
Apr	279.19	239.71	257.62	242.34	308.03	230.37	280.72	188.73	176.13	98.66	283.56	476.70
May	282.74	239.75	257.62	239.28	309.16	249.20	283.49	194.33	176.72	94.24	283.56	451.10
Jun	307.03	238.72	257.62	243.36	309.38	251.13	283.49	188.20	176.84	95.00	283.56	451.10
Jul	318.90	236.97	257.62	271.84	317.53	203.33	284.87	214.76	176.84	97.06	283.56	451.22
Aug	322.59	232.09	257.62	281.00	316.51	159.15	285.13	206.97	176.92	97.22	283.56	451.22
Sep	319.25	231.62	257.62	262.70	318.02	143.93	285.13	201.16	176.92	93.47	284.65	453.67
Oct	333.36	231.09	257.62	266.15	318.02	203.44	285.82	233.62	177.28	92.70	284.65	461.53
Nov	331.71	233.92	257.62	284.57	322.03	241.45	285.82	254.37	180.75	92.92	289.68	462.45
Dec	315.85	238.94	265.16	282.27	325.00	221.45	285.96	244.82	190.00	92.91	290.77	460.30
2019 Jan	326.03	242.62	275.85	280.99	325.00	173.65	286.63	240.31	190.16	92.92	295.14	462.20
Feb	322.69	243.61	275.85	278.10	325.00	188.94	286.63	234.20	190.42	92.90	295.14	462.20
Mar	325.84	249.11	349.69	278.10	324.89	219.94	288.02	215.43	190.56	92.98	295.14	463.18

Contd.

7.9 Index Numbers of Wholesale Prices by Commodities

Year/Month	ORES/MINERALS, GAS & ELECT.				FOOD, BEVERAGES, TOBACCO TEXTILE, APPAREL, LEATHER TEXTILE					
	Coal not Agglomerated	Natural Gas liquified	Salt pure sodium chloride	Electrical Energy	Meat of Animals	Vegetables & fruit Juices	Dried Fruits & Nuts	Fruits & Juices	Vegetable Oil Refined	Vegetable Ghee
(2007-08=100)										
2012-13	209.81	197.43	175.78	226.10	228.80	186.93	219.33	158.67	157.94	141.75
2013-14	223.53	203.85	223.53	281.02	238.93	192.48	221.32	166.33	162.31	141.51
2014-15	223.53	202.94	247.76	292.89	257.56	197.17	226.22	172.75	159.75	132.06
2015-16	191.01	207.76	252.31	293.22	267.79	201.97	239.02	177.58	150.41	119.85
2016-17	154.51	209.55	245.12	288.00	282.23	216.85	255.25	181.49	153.08	124.63
2018 Mar	155.29	211.00	266.38	288.00	314.84	224.97	291.20	183.21	156.57	127.28
Apr	155.29	210.84	266.38	288.00	317.46	226.66	290.88	184.96	157.40	128.77
May	155.29	211.12	269.74	288.00	325.47	226.66	295.32	185.23	158.97	129.83
Jun	155.29	211.61	269.74	288.00	331.21	226.66	296.19	185.75	158.88	129.89
Jul	155.29	211.49	269.74	288.00	336.15	226.66	298.38	186.08	159.08	130.51
Aug	155.29	213.53	269.74	288.00	339.60	228.62	299.69	188.66	158.54	130.77
Sep	155.29	214.80	271.87	288.00	339.60	228.62	302.02	188.55	159.08	130.88
Oct	155.29	317.16	271.87	288.00	343.65	228.62	302.31	188.73	160.00	131.73
Nov	155.29	316.26	275.23	288.00	346.05	228.62	306.71	188.81	161.51	132.81
Dec	155.29	317.10	275.23	288.00	346.05	228.62	310.79	188.84	161.33	134.81
2019 Jan	155.29	318.12	275.23	283.90	349.94	228.62	315.47	188.88	161.93	136.37
Feb	155.29	315.82	275.23	283.90	350.63	228.62	329.84	188.98	163.26	136.85
Mar	155.29	315.75	275.23	283.90	353.19	228.62	331.44	189.38	164.09	136.92

Contd.

7.9 Index Numbers of Wholesale Prices by Commodities

Year/month	FOOD, BEVERAGES, TOBACCO TEXTILE, APPAREL, LEATHER TEXTILE												
	Oil cakes	Processed Liquid Milk	Milk & cream in solid form	Ice cream	Dairy Product N.E.C	Wheat Flour	Other cereal Flour	Sugar Refined	Choco late	Sugar Confectionary	Coffee & Tea	Spices	Other Food Product

(2007-08=100)

2012-13	166.19	207.70	171.54	172.43	207.02	172.24	194.72	201.93	99.19	101.34	203.24	279.84	319.16
2013-14	191.83	211.76	196.23	210.37	220.93	205.78	139.04	206.98	99.19	102.28	215.49	193.08	308.00
2014-15	203.54	243.81	219.96	219.91	239.23	198.20	149.19	217.88	99.19	103.59	192.27	189.96	295.24
2015-16	213.66	248.23	218.49	223.59	246.04	196.65	233.09	237.16	100.75	118.70	242.82	189.17	292.27
2016-17	229.42	258.73	219.63	243.11	252.64	194.74	288.67	242.70	99.77	125.99	243.24	190.21	293.92
2018 Mar	226.67	288.23	223.34	266.02	272.54	194.41	210.20	189.93	100.00	127.85	267.98	202.23	294.50
Apr	227.97	288.23	223.34	266.02	273.79	190.87	213.24	196.05	100.00	127.55	272.46	202.24	294.50
May	232.12	289.45	223.82	266.02	278.71	188.12	215.85	196.39	100.00	127.55	274.13	202.25	294.50
Jun	236.30	289.96	223.82	266.02	279.94	189.88	215.32	200.66	100.00	127.55	275.43	202.25	294.50
Jul	242.30	293.74	224.54	266.02	278.41	191.95	215.20	207.93	100.00	127.25	277.31	202.35	294.50
Aug	244.38	296.67	225.34	286.26	279.65	193.24	217.45	210.94	100.00	127.25	279.34	202.35	294.50
Sep	240.72	296.67	225.53	286.26	282.17	194.82	218.82	207.69	100.00	127.25	278.46	213.13	300.74
Oct	246.07	296.92	226.06	286.26	283.94	196.77	216.08	207.95	100.00	127.25	279.59	222.23	308.13
Nov	244.02	296.92	232.69	286.26	290.96	196.58	220.56	207.53	100.00	127.25	281.25	222.28	308.63
Dec	244.38	296.92	236.57	286.26	291.79	197.31	219.15	211.56	100.00	127.25	285.98	226.87	309.34
2019 Jan	245.98	296.92	237.78	286.26	295.19	197.43	235.02	223.07	100.00	127.25	288.73	240.50	312.04
Feb	250.97	296.92	238.50	287.85	289.39	198.07	231.67	222.13	100.00	127.25	287.23	241.32	314.10
Mar	247.94	299.78	240.19	287.85	293.13	198.19	229.53	233.17	100.00	128.15	288.37	240.67	316.48

Contd.

7.9 Index number of wholesale prices by commodities

Year/month	FOOD, BEVERAGES, TOBACCO TEXTILE, APPAREL, LEATHER TEXTILE									
	Mineral Water	Beverages	Tobacco Product	Cotton Yarn	Nylon Yarn	Blended Yarn	Woven Fabrics	Cotton Fabrics	Other Fabrics	Silk & Reyon Fabrics
(2007-08=100)										
2012-13	168.78	137.45	208.80	208.38	181.46	193.63	196.76	175.90	166.96	152.04
2013-14	182.07	151.87	246.42	213.03	178.22	198.57	222.82	189.15	182.16	161.87
2014-15	186.75	170.90	296.01	180.86	157.07	189.75	247.06	199.86	207.66	177.39
2015-16	190.57	172.11	378.88	173.44	147.60	180.47	270.86	203.54	218.26	187.05
2016-17	197.93	172.31	429.82	198.86	144.76	180.50	299.85	209.64	224.71	189.20
2018 Mar	211.50	173.00	318.37	222.05	143.99	189.19	321.49	214.23	227.16	188.14
Apr	211.50	173.00	318.37	229.04	143.99	192.56	321.49	214.23	227.16	188.14
May	211.50	173.22	318.37	236.05	143.99	195.38	321.49	219.99	227.85	188.95
Jun	211.50	173.22	318.37	242.86	143.99	196.66	321.49	220.18	227.85	189.05
Jul	211.50	172.63	318.37	262.52	143.99	197.90	321.49	220.60	227.85	188.81
Aug	211.50	172.63	319.65	280.03	143.99	200.05	321.49	219.87	227.85	188.81
Sep	210.16	176.55	319.65	253.93	143.99	201.84	321.49	219.87	227.85	188.81
Oct	210.16	176.55	393.80	252.78	143.99	199.05	324.76	220.63	227.85	188.81
Nov	207.20	176.55	393.80	256.44	143.99	195.65	338.53	221.14	227.85	188.81
Dec	207.20	176.55	393.80	260.77	143.99	193.85	338.53	223.20	231.49	194.26
2019 Jan	210.16	176.55	393.80	259.02	143.99	194.81	344.94	223.30	231.49	194.26
Feb	210.16	176.55	393.80	263.36	143.99	204.12	344.94	223.85	232.79	194.81
Mar	212.04	176.55	393.80	264.15	143.99	204.96	344.94	225.33	235.32	194.81

Contd.

7.9 Index number of wholesale prices by commodities

Year / month	FOOD, BEVERAGES, TOBACCO TEXTILE, APPAREL, LEATHER TEXTILE										
	Towels	Blankets	Bedsheet	Quilt	Woolen Carpets	Synthetic Carpets	Hosiery Product	Ready made Garments	Leather without Hairs	Other Leather N.E.C	Foot wears
(2007-08=100)											
2012-13	202.34	179.22	201.81	150.78	106.55	116.43	176.65	137.23	111.60	130.47	134.42
2013-14	231.49	205.36	230.69	166.21	110.96	115.50	191.70	156.73	168.48	288.58	134.22
2014-15	257.45	230.50	249.94	187.32	130.72	124.64	212.44	184.42	215.90	221.91	134.22
2015-16	267.20	241.24	256.29	198.19	155.16	128.26	222.15	193.88	220.42	206.93	137.54
2016-17	271.92	246.60	256.73	198.19	193.95	129.82	236.13	199.46	222.98	207.31	145.05
2018 Mar	276.14	265.03	256.87	222.32	196.43	130.95	244.42	201.37	212.68	207.02	145.51
Apr	276.14	265.03	256.87	222.32	196.43	130.95	248.01	201.16	212.68	207.02	164.15
May	287.65	265.03	256.87	222.32	196.43	130.95	250.36	201.16	212.68	207.02	168.09
Jun	305.52	265.03	256.87	222.32	196.43	130.95	250.36	204.85	212.68	207.02	168.09
Jul	305.52	265.03	256.87	222.32	196.43	130.95	250.36	204.85	212.68	207.02	168.09
Aug	305.52	265.03	256.87	222.32	196.43	131.80	250.36	204.85	212.68	207.02	168.09
Sep	305.52	267.72	256.87	222.32	196.43	131.80	253.68	204.85	212.68	207.02	168.09
Oct	305.52	267.72	257.39	222.32	196.43	131.80	254.07	204.85	225.53	313.42	168.09
Nov	308.50	273.59	268.60	224.63	196.43	131.80	254.53	213.16	228.93	320.16	168.09
Dec	308.50	277.52	268.60	224.63	196.43	131.80	254.53	218.58	228.93	320.16	168.09
2019 Jan	308.50	277.52	268.60	229.26	196.43	131.80	254.53	220.45	228.93	372.02	168.09
Feb	308.50	277.52	269.00	229.26	196.43	131.80	266.64	220.45	228.93	496.90	168.09
Mar	308.50	277.52	269.00	229.26	196.43	131.80	266.64	221.50	229.55	568.19	168.09

Contd.

7.9 Index number of wholesale prices by commodities

Year/month	OTHER TRANSPORTABLE GOODS												
	Timber	Printing Paper	Hard Board	Coke	Motor Sprit	Diesel Oil	Kerosine Oil	Furnace Oil	Mobile Oil	Chemicals	Dying Materials	Fertilizers	Pesticides
(2007-08=100)													
2012-13	149.51	158.66	193.63	163.45	168.70	257.74	260.42	177.08	183.78	154.14	105.42	261.38	195.99
2013-14	170.36	169.84	220.14	163.45	184.99	271.23	283.49	176.90	194.20	171.90	115.91	266.33	227.17
2014-15	195.72	167.58	218.10	163.45	147.81	214.81	228.04	132.51	201.20	196.13	145.04	272.04	281.42
2015-16	214.44	163.34	199.14	163.45	120.71	157.60	137.91	70.22	198.20	184.23	146.55	267.53	310.85
2016-17	225.62	166.07	212.50	163.45	115.52	149.70	115.81	93.94	197.45	174.85	146.55	219.37	306.54
2018 Mar	237.00	168.59	225.00	163.45	148.77	205.65	203.79	125.91	200.85	188.57	146.55	226.19	310.16
Apr	237.00	170.48	260.42	163.45	145.27	203.45	203.79	131.92	201.08	191.56	146.55	226.05	310.16
May	237.00	170.68	260.42	163.45	148.14	211.29	212.90	148.26	201.08	191.65	146.55	228.94	312.26
Jun	237.00	171.07	260.42	163.45	155.34	227.66	224.83	162.84	203.46	191.65	150.72	232.29	312.26
Jul	237.00	171.65	260.42	163.45	164.49	244.20	229.00	171.20	206.18	196.45	150.72	236.33	312.32
Aug	239.89	172.70	291.67	163.45	164.49	244.20	229.00	175.33	209.31	206.63	150.72	241.32	312.32
Sep	240.62	172.70	291.67	163.45	156.81	230.43	222.78	172.10	209.31	213.09	150.72	242.31	312.32
Oct	241.03	174.76	291.67	163.45	156.81	230.43	222.78	193.09	209.31	215.90	150.72	252.46	312.32
Nov	244.62	174.76	291.67	163.45	165.26	247.11	230.97	198.68	211.03	215.33	150.72	257.79	316.64
Dec	244.62	174.76	291.67	163.45	161.88	237.44	222.96	167.39	211.03	215.72	150.72	260.32	316.64
2019 Jan	244.62	174.76	291.67	163.45	153.67	229.53	221.58	135.85	213.34	221.33	150.72	267.64	316.64
Feb	244.62	174.76	291.67	163.45	152.67	229.16	219.79	167.71	213.34	222.04	150.72	267.89	316.64
Mar	244.62	174.76	291.67	163.45	156.91	238.13	230.47	183.68	213.34	222.25	155.94	266.94	316.64

Contd.

7.9 Index number of wholesale prices by commodities

Year / month	OTHER TRANSPORTABLE GOODS												
	Insecticides	Paints & Varnishes	Medicines	Soaps & Detergent	Auto Tyers	Plastic Products	Glass Sheets	Other Glass Articles	Ceramics & Sanitary	Bricks Blocks & Tiles	Cement	Bed Foams	Matches
(2007-08=100)													
2012-13	120.85	237.85	138.59	167.01	180.56	193.02	192.56	199.82	158.32	176.20	185.77	141.29	132.57
2013-14	143.37	260.43	139.76	180.26	185.96	201.16	207.04	212.10	182.46	193.91	203.42	148.32	143.20
2014-15	160.37	285.05	144.94	178.53	190.42	216.58	220.72	234.52	213.29	206.14	208.01	154.60	146.44
2015-16	135.83	295.05	151.50	176.76	188.83	228.68	231.30	247.70	226.84	215.66	206.72	161.34	162.62
2016-17	139.49	295.34	170.26	189.10	178.50	226.65	281.84	306.65	233.70	219.60	214.45	165.54	165.53
2018 Mar	140.61	301.12	177.01	191.35	177.11	226.00	302.27	318.10	234.76	223.30	210.55	173.00	171.36
Apr	141.00	301.12	177.04	190.72	177.11	239.27	302.27	318.10	236.41	223.30	223.43	175.33	171.36
May	142.19	301.12	177.04	190.80	177.11	240.04	302.27	318.10	236.41	221.69	223.54	175.33	171.36
Jun	142.29	304.87	177.06	190.80	177.14	240.04	302.27	318.10	236.41	222.34	232.31	175.33	171.36
Jul	144.49	332.15	177.70	191.52	177.14	240.35	304.55	318.10	236.54	223.37	237.45	175.33	171.36
Aug	145.90	354.53	178.61	193.00	178.97	240.38	304.55	318.10	243.24	223.76	238.70	176.50	171.36
Sep	145.02	354.53	180.06	193.52	184.52	243.75	304.55	318.10	243.24	225.43	234.41	176.50	171.36
Oct	144.97	354.53	180.22	195.41	184.52	243.75	304.55	318.10	243.24	231.36	234.54	182.50	171.36
Nov	147.06	358.49	180.99	198.71	184.52	244.35	312.41	318.10	246.05	233.23	239.43	182.50	171.36
Dec	147.58	358.85	181.01	199.52	186.63	244.35	312.41	318.10	246.05	232.45	240.25	182.50	172.57
2019 Jan	151.37	361.10	181.04	200.31	202.83	245.58	320.54	318.10	246.05	232.13	238.47	182.67	172.57
Feb	147.58	364.40	181.30	200.46	204.20	246.23	337.30	331.31	249.92	228.34	238.29	182.67	172.57
Mar	148.01	364.40	185.56	201.14	204.20	246.23	337.30	331.31	249.92	227.28	237.32	181.83	172.57

Contd.

7.9 Index number of wholesale prices by commodities

Year/month	METAL PRODUCT MACHINERY & EQUIPMENT									
	Pig Iron	Steel Bars & Sheets	Pipe Fittings	Steel Products	Engine & Motors	Vacuum Pumps	Air Conditioners	Cultivators	Chuff Cutter	Tractors
(2007-08=100)										
2012-13	128.97	134.92	143.38	162.79	109.07	115.39	174.17	187.71	140.67	161.96
2013-14	128.97	140.15	163.38	169.47	109.07	115.39	180.79	215.46	146.36	188.81
2014-15	128.97	144.81	189.28	173.11	109.07	115.39	195.28	224.52	149.20	214.54
2015-16	128.97	128.59	193.28	175.40	109.14	115.24	200.41	219.76	149.20	207.71
2016-17	128.97	128.39	205.18	177.31	115.34	121.58	200.49	197.94	152.04	202.23
2018 Mar	128.97	147.50	215.66	176.70	116.98	123.69	200.10	190.66	153.46	201.75
Apr	128.97	158.63	215.66	176.76	116.98	123.69	200.10	190.66	153.46	201.75
May	128.97	163.92	215.66	177.24	116.98	123.69	203.80	190.66	153.46	201.75
Jun	128.97	164.94	215.66	177.24	116.98	123.69	203.80	190.66	153.46	216.82
Jul	128.97	169.64	234.48	177.24	116.98	123.69	203.80	190.66	153.46	216.82
Aug	128.97	170.86	234.48	182.68	116.98	123.69	203.80	190.66	153.46	216.82
Sep	128.97	168.49	234.48	183.35	116.98	123.69	203.80	190.66	153.46	216.82
Oct	128.97	174.08	238.51	183.86	116.98	123.69	208.65	190.66	153.46	216.82
Nov	128.97	177.11	238.51	184.01	116.98	123.69	211.33	190.66	153.46	226.93
Dec	128.97	172.86	238.51	184.01	116.98	123.69	211.33	190.66	153.46	226.93
2019 Jan	128.97	172.96	238.51	189.08	116.98	123.69	211.33	190.66	153.46	226.93
Feb	128.97	173.56	238.51	189.08	116.98	123.69	211.33	190.66	153.46	226.93
Mar	128.97	171.55	238.51	189.19	116.98	123.69	211.33	190.66	153.46	226.93

Contd.

7.9 Index number of wholesale prices by commodities

Year / month	METAL PRODUCT MACHINERY & EQUIPMENT								
	Lathe Machine	Concrete Mixer	Refrige Wash & Sew mach Iron	Electrical Wires	Lighting Equip-ments	Radio & Television	Motor Vehicles	Motor Cycles	Bicycles
(2007-08=100)									
2012-13	147.68	138.83	167.54	160.01	147.57	127.52	170.90	125.06	177.20
2013-14	186.40	138.83	188.44	173.65	163.03	126.49	179.74	125.61	181.58
2014-15	208.81	138.83	197.51	186.83	166.63	126.49	182.92	127.07	184.24
2015-16	208.81	138.83	199.91	194.12	167.74	127.36	184.05	125.89	185.97
2016-17	234.57	138.83	207.81	201.10	171.45	140.01	190.70	125.89	187.75
2018 Mar	241.06	138.83	218.55	205.92	171.39	140.42	211.00	126.05	187.65
Apr	241.06	138.83	222.10	208.22	174.04	140.42	211.00	133.32	187.65
May	241.06	138.83	226.35	208.22	174.04	140.42	211.00	133.88	187.65
Jun	241.06	138.83	228.70	208.22	174.04	140.42	211.00	133.88	191.22
Jul	241.06	138.83	228.73	208.22	174.04	140.42	218.11	134.21	191.22
Aug	241.06	138.83	228.73	208.22	174.04	140.42	218.11	134.21	191.22
Sep	241.06	138.83	229.31	208.22	174.04	140.42	218.11	134.21	194.31
Oct	268.38	138.83	238.78	208.22	174.04	140.42	221.80	134.21	194.31
Nov	268.38	138.83	238.82	208.22	174.04	140.42	223.94	134.21	194.31
Dec	299.21	138.83	238.82	208.22	174.13	140.42	223.94	138.37	194.31
2019 Jan	299.21	138.83	242.23	208.22	174.13	140.42	223.94	158.63	194.31
Feb	299.21	138.83	242.23	208.22	174.13	140.42	227.69	159.20	194.31
Mar	299.21	138.83	243.04	208.22	174.13	140.42	229.70	159.20	194.31

7.10 Intercity Wholesale Prices of Selected Commodities

Group/Commodity/Item Specification	Unit	City	Prices (Rs.)			% Change in March, 2019 Over	
			Mar., 2019	Feb., 2019	Mar., 2018	Feb., 2019	Mar., 2018
1. Agriculture Forestry & Fishery							
001. Wheat							
011201. WHEAT AVG. QLTY.	100 KG.	LAH	3375.00	3375.00	3406.50	0.00	-0.92
		FAS	3400.00	3400.00	3250.00	0.00	4.62
		RAW	3625.00	3625.00	3425.00	0.00	5.84
		MUL	3400.00	3355.00	3050.00	1.34	11.48
		GUJ	3500.00	3500.00	3250.00	0.00	7.69
		SAH	3312.50	3312.50	3156.25	0.00	4.95
		SAR	3000.00	3000.00	3075.00	0.00	-2.44
		SKT	3625.00	3625.00	3500.00	0.00	3.57
		BPR	3375.00	3375.00	3312.50	0.00	1.89
		GJT	3410.00	3380.00	3300.00	0.89	3.33
		KSR	3387.50	3275.00	3362.50	3.44	0.74
		KAR	3800.00	3800.00	3600.00	0.00	5.56
		HYD	3040.00	3450.00	3150.00	-11.88	-3.49
		SKR	3250.00	3250.00	3250.00	0.00	0.00
		LRK	3250.00	3250.00	3250.00	0.00	0.00
		MPK	3300.00	3300.00	3000.00	0.00	10.00
		NWB	3375.00	3225.00	3200.00	4.65	5.47
		PSH	3225.00	3225.00	3260.00	0.00	-1.07
		BNU	3532.50	3600.00	3480.00	-1.88	1.51
002. Maize							
011201. MAIZE AVG. QLTY.	40 KG.	LAH	1300.00	1262.50	1125.00	2.97	15.56
		FAS	1500.00	1300.00	1200.00	15.38	25.00
		RAW	1187.50	1187.50	1187.50	0.00	0.00
		SAR	2175.00	2125.00	1500.00	2.35	45.00
		KSR	1325.00	1225.00	1100.00	8.16	20.45
		KAR	1900.00	1900.00	1380.00	0.00	37.68
		HYD	1350.00	1350.00	1225.00	0.00	10.20
		PSH	1250.00	1250.00	1160.00	0.00	7.76
		BNU	1350.00	1350.00	1280.00	0.00	5.47
		QTA	1480.00	1480.00	1480.00	0.00	0.00
003. Rice							
0113201. RICE BASMATI SUP. QLTY.	40 KG.	LAH	4500.00	4450.00	4450.00	1.12	1.12
		FAS	4300.00	4300.00	4100.00	0.00	4.88
		RAW	5475.00	5475.00	5175.00	0.00	5.80
		MUL	4100.00	4100.00	3750.00	0.00	9.33
		GUJ	4480.00	4480.00	4480.00	0.00	0.00
		SKT	3900.00	3900.00	4000.00	0.00	-2.50
		KAR	5875.00	5875.00	5820.00	0.00	0.95
		HYD	5300.00	5300.00	5100.00	0.00	3.92
		MPK	5800.00	5800.00	5200.00	0.00	11.54
		PSH	4950.00	4950.00	4800.00	0.00	3.13
		MNG	5600.00	5600.00	4200.00	0.00	33.33
		QTA	5800.00	5800.00	4800.00	0.00	20.83
0113202. RICE BASMATI BROKEN AVG. QLTY.	40 KG.	LAH	2450.00	2450.00	2450.00	0.00	0.00
		RAW	3225.00	3225.00	3125.00	0.00	3.20
		GUJ	2400.00	2400.00	2240.00	0.00	7.14
		SAH	2767.50	2767.50	2600.00	0.00	6.44
		SKT	1760.00	1760.00	1825.00	0.00	-3.56
		BPR	2250.00	2250.00	2250.00	0.00	0.00
		GJT	2000.00	2000.00	1800.00	0.00	11.11
		KSR	2350.00	2350.00	2350.00	0.00	0.00
		KAR	2900.00	2900.00	2700.00	0.00	7.41
		HYD	3100.00	3100.00	2800.00	0.00	10.71
		SKR	2200.00	2200.00	2000.00	0.00	10.00
		LRK	2640.00	2640.00	2640.00	0.00	0.00
		MPK	2400.00	2400.00	2200.00	0.00	9.09

Contd.

7.10 Intercity Wholesale Prices of Selected Commodities

Group/Commodity/Item Specification	Unit	City	Prices (Rs.)			% Change in March, 2019 Over	
			Mar., 2019	Feb., 2019	Mar., 2018	Feb., 2019	Mar., 2018
0113203. RICE IRRI-9 PUNJAB	40 KG.	PSH	2600.00	2600.00	2800.00	0.00	-7.14
		BNU	2275.00	2275.00	2000.00	0.00	13.75
		QTA	3400.00	3400.00	3200.00	0.00	6.25
		LAH	1950.00	1950.00	1950.00	0.00	0.00
		FAS	2550.00	2450.00	1700.00	4.08	50.00
		RAW	2290.00	2275.00	2150.00	0.66	6.51
		SAR	2300.00	2300.00	2350.00	0.00	-2.13
		SKT	1600.00	1600.00	1600.00	0.00	0.00
0113204. RICE IRRI-6 SINDH	40 KG.	QTA	2800.00	2400.00	1600.00	16.67	75.00
		KAR	1960.00	1780.00	1640.00	10.11	19.51
		HYD	1850.00	1850.00	1680.00	0.00	10.12
		SKR	1800.00	1800.00	1440.00	0.00	25.00
		LRK	1550.00	1550.00	1360.00	0.00	13.97
		NWB	1725.00	1625.00	1625.00	6.15	6.15
		PSH	2050.00	2050.00	1760.00	0.00	16.48
		QTA	2840.00	2240.00	1440.00	26.79	97.22
004. Sorghum / Jowar							
0114201. JOWAR AVG. QLTY.	40 KG.	LAH	1600.00	1750.00	1450.00	-8.57	10.34
		FAS	3000.00	1350.00	1450.00	122.22	106.90
		SAR	1650.00	1425.00	1500.00	15.79	10.00
		GJT	2400.00	1600.00	1400.00	50.00	71.43
		KAR	2500.00	2500.00	1340.00	0.00	86.57
		HYD	3750.00	2100.00	1350.00	78.57	177.78
		PSH	1575.00	1575.00	1714.00	0.00	-8.11
005. Millet / Bajra							
0118201. BAJRA AVG. QLTY.	40 KG.	LAH	1400.00	1300.00	1200.00	7.69	16.67
		FAS	1775.00	1250.00	1200.00	42.00	47.92
		SAR	1750.00	1550.00	1300.00	12.90	34.62
		GJT	1540.00	1290.00	1060.00	19.38	45.28
		KAR	1520.00	1520.00	1240.00	0.00	22.58
		HYD	1800.00	1320.00	1250.00	36.36	44.00
		PSH	1650.00	1450.00	1260.00	13.79	30.95
006. Vegetables							
0121201. CABBAGE AVG. QLTY.	100 KG.	LAH	1450.00	1225.00	1750.00	18.37	-17.14
		FAS	1050.00	700.00	900.00	50.00	16.67
		RAW	1750.00	1750.00	1550.00	0.00	12.90
		MUL	1800.00	1800.00	1300.00	0.00	38.46
		SAR	3150.00	3150.00	1625.00	0.00	93.85
		SKT	2000.00	2000.00	1800.00	0.00	11.11
		KAR	1350.00	1100.00	1650.00	22.73	-18.18
		SKR	1600.00	1200.00	1200.00	33.33	33.33
		PSH	2500.00	2500.00	3200.00	0.00	-21.88
0121301. CAULIFLOWER AVG. QLTY.	100 KG.	LAH	2100.00	1050.00	650.00	100.00	223.08
		FAS	2500.00	1400.00	900.00	78.57	177.78
		MUL	2250.00	1750.00	1500.00	28.57	50.00
		SKT	4000.00	2000.00	1600.00	100.00	150.00
		KAR	3750.00	2550.00	2000.00	47.06	87.50
		SKR	4000.00	2000.00	2400.00	100.00	66.67
		MPK	3750.00	1550.00	2800.00	141.94	33.93
		PSH	1350.00	2000.00	2250.00	-32.50	-40.00
		QTA	4600.00	2600.00	3600.00	76.92	27.78
0122201. CUCUMBER (KHEERA) AVG. QLTY.	100 KG.	LAH	3300.00	2850.00	1850.00	15.79	78.38
		FAS	3750.00	3500.00	1800.00	7.14	108.33
		RAW	4050.00	4100.00	2150.00	-1.22	88.37
		MUL	3100.00	3100.00	1700.00	0.00	82.35
		GUJ	4000.00	4750.00	2000.00	-15.79	100.00
		SAR	3090.00	4075.00	1320.00	-24.17	134.09
		SKT	4000.00	3000.00	2000.00	33.33	100.00

Contd.

7.10 Intercity Wholesale Prices of Selected Commodities

Group/Commodity/Item Specification	Unit	City	Prices (Rs.)			% Change in March, 2019 Over	
			Mar., 2019	Feb., 2019	Mar., 2018	Feb., 2019	Mar., 2018
0122401. TOMATOES AVG. QLTY.	40 KG.	KAR	3750.00	2750.00	1700.00	36.36	120.59
		HYD	3500.00	4000.00	3000.00	-12.50	16.67
		SKR	2400.00	3000.00	1800.00	-20.00	33.33
		PSH	3750.00	3750.00	2000.00	0.00	87.50
		BNU	3500.00	3000.00	2750.00	16.67	27.27
		QTA	3600.00	4600.00	3200.00	-21.74	12.50
		LAH	4100.00	2950.00	490.00	38.98	736.73
		FAS	5000.00	3800.00	900.00	31.58	455.56
		RAW	4100.00	4100.00	875.00	0.00	368.57
		MUL	4600.00	3300.00	880.00	39.39	422.73
		GUJ	5600.00	3600.00	1200.00	55.56	366.67
		SAH	3450.00	3312.50	977.50	4.15	252.94
		SAR	3625.00	3680.00	645.00	-1.49	462.02
		SKT	5200.00	4400.00	1200.00	18.18	333.33
		BPR	4800.00	3680.00	975.00	30.43	392.31
		GJT	4600.00	3200.00	1100.00	43.75	318.18
0123201. PEAS (MATAR) AVG. QLTY.	100 KG.	KAR	4200.00	2200.00	440.00	90.91	854.55
		HYD	3200.00	2500.00	625.00	28.00	412.00
		SKR	3600.00	2000.00	560.00	80.00	542.86
		LRK	4800.00	2800.00	1175.00	71.43	308.51
		MPK	2050.00	1600.00	240.00	28.13	754.17
		PSH	3800.00	3400.00	900.00	11.76	322.22
		BNU	3000.00	2800.00	800.00	7.14	275.00
		MNG	4000.00	4000.00	1200.00	0.00	233.33
		QTA	3880.00	3480.00	600.00	11.49	546.67
		LAH	3550.00	2100.00	1550.00	69.05	129.03
		FAS	3750.00	2200.00	1900.00	70.45	97.37
		RAW	2687.50	2450.00	2050.00	9.69	31.10
		GUJ	3750.00	2500.00	2000.00	50.00	87.50
		SKT	6000.00	3000.00	3000.00	100.00	100.00
		KAR	4750.00	4250.00	2400.00	11.76	97.92
		SKR	6000.00	3000.00	2400.00	100.00	150.00
MPK	5650.00	2250.00	2500.00	151.11	126.00		
PSH	4500.00	4000.00	4250.00	12.50	5.88		
BNU	7500.00	4000.00	2000.00	87.50	275.00		
QTA	4600.00	4600.00	5200.00	0.00	-11.54		
0124101. TURNIP AVG. QLTY.	100 KG.	LAH	1250.00	1000.00	950.00	25.00	31.58
		FAS	1500.00	850.00	900.00	76.47	66.67
		RAW	1687.50	1650.00	1625.00	2.27	3.85
		MUL	1650.00	1650.00	2100.00	0.00	-21.43
		SKT	2000.00	1600.00	1600.00	25.00	25.00
		KAR	3750.00	2100.00	1650.00	78.57	127.27
		SKR	2400.00	1000.00	1400.00	140.00	71.43
		PSH	1500.00	1500.00	2000.00	0.00	-25.00
		MNG	1500.00	1000.00	2500.00	50.00	-40.00
QTA	1600.00	1600.00	2600.00	0.00	-38.46		
0124102. CARROT AVG. QLTY.	100 KG.	LAH	1350.00	1050.00	1950.00	28.57	-30.77
		FAS	1800.00	1400.00	1600.00	28.57	12.50
		RAW	1725.00	1675.00	1875.00	2.99	-8.00
		MUL	1100.00	1100.00	1300.00	0.00	-15.38
		GUJ	2000.00	2000.00	2250.00	0.00	-11.11
		SAR	1275.00	1225.00	1520.00	4.08	-16.12
		SKT	1800.00	2000.00	2400.00	-10.00	-25.00
		KAR	2750.00	2100.00	1550.00	30.95	77.42
		SKR	2000.00	1400.00	1600.00	42.86	25.00
MPK	1550.00	1500.00	1100.00	3.33	40.91		

Contd.

7.10 Intercity Wholesale Prices of Selected Commodities

Group/Commodity/Item Specification	Unit	City	Prices (Rs.)			% Change in March, 2019 Over	
			Mar., 2019	Feb., 2019	Mar., 2018	Feb., 2019	Mar., 2018
0124201. GARLIC	40 KG.	PSH	2650.00	2500.00	3000.00	6.00	-11.67
		MNG	2500.00	1500.00	3000.00	66.67	-16.67
		QTA	1600.00	1600.00	2600.00	0.00	-38.46
		LAH	3950.00	3950.00	4700.00	0.00	-15.96
		FAS	5800.00	5600.00	4400.00	3.57	31.82
		RAW	5100.00	4325.00	5525.00	17.92	-7.69
		SAR	6065.00	6065.00	6415.00	0.00	-5.46
		SKT	6400.00	4400.00	5600.00	45.45	14.29
		GJT	4500.00	4000.00	5200.00	12.50	-13.46
		KAR	5500.00	6200.00	3900.00	-11.29	41.03
		HYD	5200.00	3800.00	4650.00	36.84	11.83
		SKR	6000.00	4400.00	5400.00	36.36	11.11
		0124301. ONIONS DRY AVG. QLTY.	40 KG.	PSH	7000.00	6400.00	5000.00
MNG	7200.00			4800.00	6400.00	50.00	12.50
QTA	6400.00			5600.00	7200.00	14.29	-11.11
LAH	930.00			730.00	650.00	27.40	43.08
FAS	1520.00			840.00	880.00	80.95	72.73
RAW	1575.00			910.00	1175.00	73.08	34.04
MUL	760.00			680.00	900.00	11.76	-15.56
GUJ	1450.00			1000.00	1000.00	45.00	45.00
SAH	997.50			760.00	1037.50	31.25	-3.86
SAR	1000.00			690.00	645.00	44.93	55.04
SKT	1600.00			960.00	1040.00	66.67	53.85
BPR	1520.00			760.00	975.00	100.00	55.90
GJT	1200.00			800.00	1000.00	50.00	20.00
0124901. RADDISH AVG. QLTY.	100 KG.	KSR	1320.00	765.00	625.00	72.55	111.20
		KAR	760.00	560.00	580.00	35.71	31.03
		HYD	1100.00	525.00	525.00	109.52	109.52
		SKR	960.00	560.00	640.00	71.43	50.00
		LRK	1000.00	1000.00	1580.00	0.00	-36.71
		MPK	1000.00	650.00	500.00	53.85	100.00
		NWB	1650.00	1650.00	1425.00	0.00	15.79
		PSH	1600.00	1000.00	1300.00	60.00	23.08
		BNU	1200.00	1200.00	1200.00	0.00	0.00
		MNG	1600.00	1000.00	1600.00	60.00	0.00
		QTA	880.00	880.00	880.00	0.00	0.00
		RAW	1562.50	1525.00	1575.00	2.46	-0.79
		MUL	1450.00	1200.00	1500.00	20.83	-3.33
GUJ	1750.00	1200.00	1500.00	45.83	16.67		
SAR	1880.00	1320.00	1150.00	42.42	63.48		
SKT	2000.00	1500.00	2000.00	33.33	0.00		
KAR	1550.00	1550.00	1300.00	0.00	19.23		
MPK	1650.00	1250.00	1750.00	32.00	-5.71		
PSH	1350.00	1350.00	1900.00	0.00	-28.95		
007. Fresh Fruits							
0131201. BANANA AVG. QLTY.	DOZ.	LAH	82.50	60.00	82.50	37.50	0.00
		FAS	52.50	45.00	47.50	16.67	10.53
		RAW	82.25	71.00	72.50	15.85	13.45
		MUL	82.50	67.50	75.00	22.22	10.00
		GUJ	70.00	60.00	70.00	16.67	0.00
		SKT	75.00	70.00	70.00	7.14	7.14
		BPR	70.00	65.00	60.00	7.69	16.67
		GJT	65.00	55.00	60.00	18.18	8.33
		KAR	37.50	37.50	42.50	0.00	-11.76
		HYD	60.00	50.00	65.00	20.00	-7.69
		SKR	55.00	35.00	50.00	57.14	10.00

Contd.

7.10 Intercity Wholesale Prices of Selected Commodities

Group/Commodity/Item Specification	Unit	City	Prices (Rs.)			% Change in March, 2019 Over	
			Mar., 2019	Feb., 2019	Mar., 2018	Feb., 2019	Mar., 2018
0131701. PAPAYA (PAPETA)	40 KG.	MPK	32.50	32.50	25.00	0.00	30.00
		PSH	50.00	45.00	60.00	11.11	-16.67
		MNG	70.00	60.00	60.00	16.67	16.67
		LAH	3800.00	3800.00	2950.00	0.00	28.81
		KAR	2600.00	2600.00	1700.00	0.00	52.94
0132301. MALTA AVG. QLTY.	100	HYD	3200.00	3500.00	2200.00	-8.57	45.45
		MPK	3500.00	3500.00	1700.00	0.00	105.88
		LAH	925.00	875.00	1250.00	5.71	-26.00
		FAS	1000.00	725.00	1050.00	37.93	-4.76
		RAW	925.00	825.00	1275.00	12.12	-27.45
0132302. KINO AVG. QLTY.	100	SAR	790.00	720.00	1225.00	9.72	-35.51
		KAR	650.00	550.00	1100.00	18.18	-40.91
		HYD	1200.00	1000.00	1200.00	20.00	0.00
		PSH	900.00	850.00	1100.00	5.88	-18.18
		QTA	1150.00	1050.00	700.00	9.52	64.29
0134401. STRAWBURY	40 KG.	LAH	875.00	775.00	825.00	12.90	6.06
		FAS	950.00	750.00	775.00	26.67	22.58
		RAW	750.00	625.00	875.00	20.00	-14.29
		SAR	825.00	670.00	1125.00	23.13	-26.67
		KAR	650.00	550.00	675.00	18.18	-3.70
0135101. APPLE AVG. QLTY.	40 KG.	HYD	1100.00	850.00	950.00	29.41	15.79
		PSH	700.00	550.00	850.00	27.27	-17.65
		QTA	700.00	400.00	700.00	75.00	0.00
		LAH	5250.00	6050.00	3650.00	-13.22	43.84
		RAW	7300.00	9600.00	4900.00	-23.96	48.98
0135102. APPLE SUP. QLTY.	40 KG.	KAR	9000.00	10200.00	5200.00	-11.76	73.08
		SKR	4400.00	5000.00	6500.00	-12.00	-32.31
		LAH	5300.00	4900.00	4450.00	8.16	19.10
		RAW	2750.00	2750.00	3325.00	0.00	-17.29
		MUL	3200.00	3200.00	3400.00	0.00	-5.88
0135901. GUAVA AVG. QLTY.	40 KG.	KAR	2600.00	2200.00	3000.00	18.18	-13.33
		HYD	3600.00	3500.00	3500.00	2.86	2.86
		SKR	4000.00	3600.00	2500.00	11.11	60.00
		PSH	3200.00	3000.00	4000.00	6.67	-20.00
		MNG	5400.00	4000.00	4080.00	35.00	32.35
0136101. WATER MELON	40 KG.	QTA	5200.00	5200.00	3600.00	0.00	44.44
		LAH	8750.00	8550.00	6650.00	2.34	31.58
		RAW	7100.00	7100.00	7625.00	0.00	-6.89
		GJT	5200.00	5000.00	5600.00	4.00	-7.14
		KAR	5400.00	5000.00	4400.00	8.00	22.73
0136101. WATER MELON	40 KG.	PSH	4000.00	3700.00	4800.00	8.11	-16.67
		MNG	7200.00	6000.00	5600.00	20.00	28.57
		QTA	7200.00	7200.00	5600.00	0.00	28.57
		LAH	2600.00	2450.00	3250.00	6.12	-20.00
		RAW	2425.00	1950.00	3150.00	24.36	-23.02
0136101. WATER MELON	40 KG.	MUL	3000.00	2100.00	2200.00	42.86	36.36
		KAR	1700.00	1560.00	1700.00	8.97	0.00
		HYD	1700.00	1550.00	2000.00	9.68	-15.00
		PSH	2400.00	2200.00	3000.00	9.09	-20.00
		QTA	2800.00	2000.00	2000.00	40.00	40.00
0136101. WATER MELON	40 KG.	LAH	1200.00	1200.00	1450.00	0.00	-17.24
		FAS	450.00	450.00	500.00	0.00	-10.00
		RAW	2625.00	2625.00	825.00	0.00	218.18
		MUL	960.00	960.00	750.00	0.00	28.00
		KSR	1275.00	1275.00	1050.00	0.00	21.43
0136101. WATER MELON	40 KG.	KAR	1700.00	1700.00	1800.00	0.00	-5.56
		HYD	1400.00	1400.00	800.00	0.00	75.00
		SKR	1200.00	1200.00	1000.00	0.00	20.00

Contd.

7.10 Intercity Wholesale Prices of Selected Commodities

Group/Commodity/Item Specification	Unit	City	Prices (Rs.)			% Change in March, 2019 Over			
			Mar., 2019	Feb., 2019	Mar., 2018	Feb., 2019	Mar., 2018		
0136102. MUSK MELON (SARDA/GARMA)	40 KG.	PSH	1600.00	1600.00	1100.00	0.00	45.45		
		QTA	640.00	640.00	700.00	0.00	-8.57		
		LAH	1650.00	1650.00	3000.00	0.00	-45.00		
		RAW	2525.00	3450.00	2350.00	-26.81	7.45		
		SKT	3000.00	3000.00	3200.00	0.00	-6.25		
0136103. SWEET MELON (KHURBOZA)	40 KG.	KAR	2200.00	2200.00	1160.00	0.00	89.66		
		PSH	1200.00	1200.00	2400.00	0.00	-50.00		
		LAH	1900.00	1900.00	2100.00	0.00	-9.52		
		RAW	3550.00	3550.00	1950.00	0.00	82.05		
		KAR	1900.00	1900.00	1700.00	0.00	11.76		
008. Dry Fruits	40 KG.	HYD	2800.00	2800.00	1500.00	0.00	86.67		
		0138101. ALMOND KAGZI(IN SHELL)AVG. QLTY.	LAH	23000.00	23000.00	22500.00	0.00	2.22	
			RAW	27250.00	27250.00	21650.00	0.00	25.87	
			MUL	20500.00	20500.00	20500.00	0.00	0.00	
			KAR	29000.00	29000.00	25800.00	0.00	12.40	
			HYD	28500.00	29750.00	28500.00	-4.20	0.00	
			MPK	38000.00	39000.00	28000.00	-2.56	35.71	
			PSH	27200.00	28800.00	26000.00	-5.56	4.62	
		0138401. CHHOARA (DRY DATES) AVG. QLTY.	MNG	31600.00	31600.00	26400.00	0.00	19.70	
			QTA	20000.00	20000.00	20000.00	0.00	0.00	
			LAH	5300.00	5300.00	4300.00	0.00	23.26	
			FAS	2750.00	2750.00	2750.00	0.00	0.00	
			RAW	3850.00	3850.00	3750.00	0.00	2.67	
			MUL	5000.00	5000.00	4250.00	0.00	17.65	
			KAR	3500.00	3500.00	4200.00	0.00	-16.67	
		0138501. PISTACHIO(WITHOUT SHELL)AVG. QLTY	40 KG.	HYD	2900.00	2550.00	3200.00	13.73	-9.38
				MPK	2000.00	2000.00	2200.00	0.00	-9.09
PSH	3600.00			3600.00	2700.00	0.00	33.33		
BNU	4200.00			4200.00	3700.00	0.00	13.51		
LAH	70000.00			70000.00	70000.00	0.00	0.00		
RAW	75750.00			76750.00	70500.00	-1.30	7.45		
MUL	66750.00			66750.00	65000.00	0.00	2.69		
KAR	102000.00			102000.00	101000.00	0.00	0.99		
HYD	98000.00			90000.00	82000.00	8.89	19.51		
SKR	112000.00			112000.00	82000.00	0.00	36.59		
0138901. COCONUT DRY AVG. QLTY.	40 KG.	PSH	120000.00	80000.00	76000.00	50.00	57.89		
		QTA	68000.00	68000.00	60000.00	0.00	13.33		
		LAH	16250.00	16250.00	16000.00	0.00	1.56		
		MUL	13650.00	13650.00	14250.00	0.00	-4.21		
		GJT	14000.00	14000.00	13700.00	0.00	2.19		
		KAR	13300.00	13300.00	14800.00	0.00	-10.14		
		HYD	13000.00	15000.00	16000.00	-13.33	-18.75		
		SKR	15200.00	15200.00	12800.00	0.00	18.75		
		MPK	13000.00	15000.00	15600.00	-13.33	-16.67		
		PSH	15400.00	14800.00	14200.00	4.05	8.45		
009. Cotton Seeds	40 KG.	MNG	12800.00	12800.00	14800.00	0.00	-13.51		
		0143101. COTTON SEEDS	FAS	1625.00	1550.00	1550.00	4.84	4.84	
			MUL	1337.50	1325.00	1125.00	0.94	18.89	
			SAH	1587.50	1562.50	1355.00	1.60	17.16	
			SAR	2100.00	2075.00	1925.00	1.20	9.09	
			SKT	2000.00	2000.00	2000.00	0.00	0.00	
			KSR	1675.00	1675.00	1675.00	0.00	0.00	
			KAR	2480.00	2480.00	2440.00	0.00	1.64	
		010. Other Oil Seeds	40 KG.	HYD	1200.00	1200.00	1500.00	0.00	-20.00
				FAS	2350.00	2600.00	2300.00	-9.62	2.17

Contd.

7.10 Intercity Wholesale Prices of Selected Commodities

Group/Commodity/Item Specification	Unit	City	Prices (Rs.)			% Change in March, 2019 Over	
			Mar., 2019	Feb., 2019	Mar., 2018	Feb., 2019	Mar., 2018
		MUL	2350.00	2350.00	2250.00	0.00	4.44
		SAH	2262.50	2262.50	2100.00	0.00	7.74
		BPR	2650.00	2775.00	2450.00	-4.50	8.16
		KSR	2850.00	2850.00	2750.00	0.00	3.64
		KAR	2760.00	2760.00	2760.00	0.00	0.00
		HYD	2600.00	2600.00	2200.00	0.00	18.18
		MPK	2250.00	2000.00	1850.00	12.50	21.62
		NWB	2150.00	2150.00	2125.00	0.00	1.18
		PSH	4000.00	4000.00	4000.00	0.00	0.00
011. Edible Roots / Potatoes							
0151001. POTATOES WHITE AVG. QLTY.	40 KG.	KAR	440.00	620.00	480.00	-29.03	-8.33
		HYD	340.00	340.00	410.00	0.00	-17.07
		SKR	400.00	400.00	480.00	0.00	-16.67
		MPK	400.00	350.00	400.00	14.29	0.00
		QTA	600.00	800.00	800.00	-25.00	-25.00
0151002. POTATOES RED AVG. QLTY.	40 KG.	LAH	400.00	410.00	570.00	-2.44	-29.82
		FAS	380.00	360.00	440.00	5.56	-13.64
		RAW	537.50	610.00	675.00	-11.89	-20.37
		MUL	410.00	435.00	550.00	-5.75	-25.45
		GUJ	540.00	600.00	600.00	-10.00	-10.00
		SAH	370.00	370.00	690.00	0.00	-46.38
		SAR	330.00	570.00	580.00	-42.11	-43.10
		SKT	400.00	400.00	1000.00	0.00	-60.00
		BPR	500.00	480.00	525.00	4.17	-4.76
		PSH	640.00	760.00	1000.00	-15.79	-36.00
		MNG	800.00	800.00	800.00	0.00	0.00
012. Stimulant & Spice Crops							
0165201. RED CHILLIES DRY(WHOLE)	40 KG.	LAH	11500.00	12000.00	7000.00	-4.17	64.29
		FAS	10250.00	9750.00	7100.00	5.13	44.37
		RAW	11025.00	11675.00	7750.00	-5.57	42.26
		MUL	8250.00	8100.00	6750.00	1.85	22.22
		KAR	12400.00	12400.00	8400.00	0.00	47.62
		HYD	11100.00	11100.00	7250.00	0.00	53.10
		MPK	9500.00	9000.00	6850.00	5.56	38.69
		PSH	11200.00	11600.00	7200.00	-3.45	55.56
		QTA	12000.00	12000.00	12000.00	0.00	0.00
0165401. CUMINSEED WHITE 50 G.PKT.NAT.	EACH	LAH	65.00	65.00	65.00	0.00	0.00
		FAS	48.70	48.70	48.70	0.00	0.00
		RAW	67.50	64.00	64.00	5.47	5.47
		MUL	47.50	47.50	47.50	0.00	0.00
		KAR	68.00	68.00	68.00	0.00	0.00
		HYD	70.00	70.00	70.00	0.00	0.00
		MPK	40.45	40.45	40.45	0.00	0.00
		PSH	65.00	65.00	65.00	0.00	0.00
		MNG	50.00	50.00	50.00	0.00	0.00
		QTA	66.00	66.00	50.00	0.00	32.00
0165402. CARDAMOM LARGE	40 KG.	LAH	46500.00	50000.00	60000.00	-7.00	-22.50
		RAW	56250.00	56250.00	52500.00	0.00	7.14
		MUL	53000.00	53000.00	49000.00	0.00	8.16
		KAR	53000.00	58000.00	82000.00	-8.62	-35.37
		HYD	38000.00	38000.00	47500.00	0.00	-20.00
		MPK	52000.00	54000.00	60000.00	-3.70	-13.33
		PSH	50000.00	50000.00	62000.00	0.00	-19.35
		QTA	112000.00	112000.00	112000.00	0.00	0.00
0165403. CARDAMOM SMALL	KG.	LAH	3000.00	2850.00	2100.00	5.26	42.86
		RAW	1945.00	1945.00	1725.00	0.00	12.75
		MUL	2450.00	2350.00	1750.00	4.26	40.00
		KAR	2900.00	2500.00	1900.00	16.00	52.63

Contd.

7.10 Intercity Wholesale Prices of Selected Commodities

Group/Commodity/Item Specification	Unit	City	Prices (Rs.)			% Change in March, 2019 Over			
			Mar., 2019	Feb., 2019	Mar., 2018	Feb., 2019	Mar., 2018		
0165501. CINNAMON	40 KG.	HYD	2800.00	2800.00	1600.00	0.00	75.00		
		MPK	2900.00	2900.00	1500.00	0.00	93.33		
		PSH	3400.00	3200.00	2000.00	6.25	70.00		
		QTA	3250.00	3250.00	3250.00	0.00	0.00		
		RAW	10250.00	10250.00	9350.00	0.00	9.63		
		MUL	11500.00	11500.00	9850.00	0.00	16.75		
		KAR	17200.00	13200.00	10600.00	30.30	62.26		
0165701. GINGER GREEN	40 KG.	PSH	17200.00	17200.00	12000.00	0.00	43.33		
		QTA	9600.00	9600.00	9600.00	0.00	0.00		
		LAH	6000.00	6250.00	4650.00	-4.00	29.03		
		FAS	5400.00	5300.00	4200.00	1.89	28.57		
		RAW	6750.00	7100.00	5825.00	-4.93	15.88		
		SAR	6070.00	5550.00	5650.00	9.37	7.43		
		SKT	4800.00	4800.00	6000.00	0.00	-20.00		
		KAR	5400.00	5200.00	3600.00	3.85	50.00		
		HYD	6800.00	7000.00	4800.00	-2.86	41.67		
		SKR	5200.00	5200.00	4000.00	0.00	30.00		
013. Pulses	40 KG.	PSH	6400.00	6400.00	4200.00	0.00	52.38		
		MNG	8000.00	8000.00	5200.00	0.00	53.85		
		QTA	7200.00	6800.00	7600.00	5.88	-5.26		
		0170101. KIDNEY BEANS DRY WHOLE (LOBIA)	40 KG.	LAH	5850.00	5850.00	4850.00	0.00	20.62
				RAW	6100.00	6100.00	4800.00	0.00	27.08
				MUL	4100.00	4100.00	3900.00	0.00	5.13
				KSR	5500.00	6050.00	4650.00	-9.09	18.28
				KAR	5100.00	5100.00	4500.00	0.00	13.33
				HYD	3450.00	3750.00	3200.00	-8.00	7.81
				PSH	5150.00	5150.00	4400.00	0.00	17.05
		0170401. MASOOR WHOLE AVG. QLTY.	100 KG.	BNU	4400.00	4400.00	4000.00	0.00	10.00
				QTA	6080.00	5680.00	5500.00	7.04	10.55
				LAH	7750.00	7750.00	6750.00	0.00	14.81
FAS	6937.50			7187.50	5625.00	-3.48	23.33		
RAW	9100.00			9100.00	8900.00	0.00	2.25		
MUL	6900.00			6900.00	5450.00	0.00	26.61		
SAR	8050.00			8050.00	5637.50	0.00	42.79		
0170402. MASOOR SPLIT AVG. QLTY.	100 KG.	SKT	13000.00	13000.00	11500.00	0.00	13.04		
		BPR	7200.00	7200.00	6250.00	0.00	15.20		
		GJT	9500.00	9500.00	10000.00	0.00	-5.00		
		KSR	7100.00	7650.00	7900.00	-7.19	-10.13		
		KAR	7250.00	7250.00	6750.00	0.00	7.41		
		HYD	7100.00	7100.00	5600.00	0.00	26.79		
		SKR	7500.00	7500.00	8000.00	0.00	-6.25		
		LRK	9500.00	9500.00	8125.00	0.00	16.92		
		MPK	7500.00	7500.00	6500.00	0.00	15.38		
		PSH	7000.00	7000.00	7000.00	0.00	0.00		
		QTA	13200.00	13200.00	12000.00	0.00	10.00		
		LAH	9450.00	9450.00	9350.00	0.00	1.07		
		FAS	7937.50	8000.00	6312.50	-0.78	25.74		
RAW	9950.00	9950.00	9550.00	0.00	4.19				
MUL	7425.00	7350.00	6100.00	1.02	21.72				
SAR	9525.00	9050.00	6550.00	5.25	45.42				
SKT	12000.00	12000.00	13000.00	0.00	-7.69				
BPR	8100.00	8100.00	6750.00	0.00	20.00				
GJT	11000.00	11000.00	12000.00	0.00	-8.33				
KAR	7800.00	7800.00	8100.00	0.00	-3.70				
HYD	7700.00	7700.00	6000.00	0.00	28.33				
SKR	8000.00	8000.00	7000.00	0.00	14.29				
LRK	8250.00	8500.00	8100.00	-2.94	1.85				

Contd.

7.10 Intercity Wholesale Prices of Selected Commodities

Group/Commodity/Item Specification	Unit	City	Prices (Rs.)			% Change in March, 2019 Over			
			Mar., 2019	Feb., 2019	Mar., 2018	Feb., 2019	Mar., 2018		
0170901. GRAM WHOLE YELLOW AVG. QLTY.	100 KG.	MPK	8300.00	8300.00	7200.00	0.00	15.28		
		PSH	8000.00	8000.00	6200.00	0.00	29.03		
		QTA	12600.00	12600.00	11600.00	0.00	8.62		
		LAH	14000.00	14000.00	13750.00	0.00	1.82		
		FAS	8250.00	8625.00	11625.00	-4.35	-29.03		
		RAW	11937.50	12750.00	17000.00	-6.37	-29.78		
		MUL	10900.00	10850.00	15500.00	0.46	-29.68		
		SAR	9800.00	9550.00	11100.00	2.62	-11.71		
		BPR	14250.00	14250.00	17100.00	0.00	-16.67		
		GJT	12500.00	13250.00	15250.00	-5.66	-18.03		
		KAR	13750.00	13750.00	14500.00	0.00	-5.17		
		HYD	11750.00	11750.00	14500.00	0.00	-18.97		
		SKR	14800.00	14800.00	15000.00	0.00	-1.33		
		MPK	15500.00	16000.00	19000.00	-3.13	-18.42		
0170902. GRAM SPLIT AVG. QLTY.	100 KG.	PSH	12250.00	12250.00	14000.00	0.00	-12.50		
		BNU	10500.00	10500.00	10000.00	0.00	5.00		
		QTA	17200.00	17200.00	19800.00	0.00	-13.13		
		LAH	10000.00	10000.00	8650.00	0.00	15.61		
		FAS	9375.00	9593.50	7225.00	-2.28	29.76		
		RAW	11100.00	11100.00	9900.00	0.00	12.12		
		MUL	9750.00	9900.00	8500.00	-1.52	14.71		
		GUJ	10000.00	10000.00	8500.00	0.00	17.65		
		SAR	9550.00	9550.00	7887.50	0.00	21.08		
		SKT	10500.00	10500.00	8850.00	0.00	18.64		
		BPR	10650.00	10650.00	8650.00	0.00	23.12		
		GJT	9750.00	9750.00	7800.00	0.00	25.00		
		KAR	9750.00	9750.00	8250.00	0.00	18.18		
		HYD	10000.00	10000.00	8500.00	0.00	17.65		
0170903. MASH WHOLE AVG. QLTY.	100 KG.	SKR	11000.00	11000.00	9800.00	0.00	12.24		
		MPK	10000.00	10000.00	9400.00	0.00	6.38		
		PSH	11550.00	11550.00	8000.00	0.00	44.38		
		BNU	10500.00	10500.00	10000.00	0.00	5.00		
		QTA	14200.00	14200.00	13600.00	0.00	4.41		
		LAH	10250.00	10250.00	10250.00	0.00	0.00		
		FAS	10562.50	10000.00	6937.50	5.62	52.25		
		RAW	12100.00	12100.00	11200.00	0.00	8.04		
		MUL	11375.00	11375.00	9500.00	0.00	19.74		
		SKT	12000.00	12000.00	8000.00	0.00	50.00		
		KSR	10500.00	10250.00	9500.00	2.44	10.53		
		KAR	9500.00	9500.00	10250.00	0.00	-7.32		
		0170904. MASH SPLIT AVG. QLTY.	100 KG.	LAH	12250.00	12250.00	12250.00	0.00	0.00
				FAS	12875.00	12125.00	9500.00	6.19	35.53
RAW	13200.00			13200.00	12175.00	0.00	8.42		
MUL	12600.00			12300.00	9750.00	2.44	29.23		
SKT	12500.00			12500.00	12000.00	0.00	4.17		
KSR	13000.00			11250.00	12500.00	15.56	4.00		
KAR	11250.00			11250.00	11100.00	0.00	1.35		
HYD	10900.00			10500.00	8000.00	3.81	36.25		
SKR	11000.00			11000.00	10000.00	0.00	10.00		
MPK	12500.00			12400.00	8700.00	0.81	43.68		
PSH	11850.00			11850.00	11000.00	0.00	7.73		
MNG	14500.00			14500.00	11000.00	0.00	31.82		
0170905. MOONG WHOLE AVG. QLTY.	100 KG.			QTA	16600.00	16600.00	17600.00	0.00	-5.68
				LAH	10000.00	10000.00	8900.00	0.00	12.36
		FAS	12000.00	9625.00	7250.00	24.68	65.52		
		RAW	12125.00	10550.00	9750.00	14.93	24.36		
		MUL	11550.00	8750.00	7250.00	32.00	59.31		
SKT	10000.00	9000.00	8000.00	11.11	25.00				

Contd.

7.10 Intercity Wholesale Prices of Selected Commodities

Group/Commodity/Item Specification	Unit	City	Prices (Rs.)			% Change in March, 2019 Over	
			Mar., 2019	Feb., 2019	Mar., 2018	Feb., 2019	Mar., 2018
		GJT	10000.00	8000.00	7800.00	25.00	28.21
		KSR	11000.00	8550.00	7900.00	28.65	39.24
		KAR	10150.00	8250.00	7750.00	23.03	30.97
		SKR	10000.00	10000.00	9000.00	0.00	11.11
		PSH	15000.00	12000.00	9400.00	25.00	59.57
		MNG	9000.00	9000.00	8000.00	0.00	12.50
		QTA	14600.00	14600.00	14600.00	0.00	0.00
0170906. MOONG SPLIT AVG. QLTY.	100 KG.	LAH	10100.00	10100.00	9550.00	0.00	5.76
		FAS	12375.00	9812.50	7000.00	26.11	76.79
		RAW	13000.00	10950.00	10400.00	18.72	25.00
		MUL	12600.00	9850.00	8250.00	27.92	52.73
		SKT	9500.00	8500.00	10000.00	11.76	-5.00
		GJT	12750.00	9200.00	8200.00	38.59	55.49
		KAR	12250.00	9500.00	8100.00	28.95	51.23
		HYD	12000.00	8900.00	8300.00	34.83	44.58
		SKR	11000.00	11000.00	10000.00	0.00	10.00
		MPK	15000.00	11800.00	8500.00	27.12	76.47
		PSH	11500.00	11250.00	7800.00	2.22	47.44
		MNG	10000.00	10000.00	10000.00	0.00	0.00
		QTA	14200.00	14200.00	14200.00	0.00	0.00
014. Sugar Crops							
0180206. SUGAR CANE (OPEN MARKET)	40 KG.	FAS	225.00	186.25	150.00	20.81	50.00
		HYD	290.00	182.00	182.00	59.34	59.34
		PSH	180.00	180.00	180.00	0.00	0.00
015. Fibre Crops							
0192101. COTTON SPOT RATE EX-KAR.	40 KG.	KAR	9414.75	9414.75	7925.00	0.00	18.80
0192201. JUTE BAGS LOCAL	100	LAH	12500.00	12500.00	10500.00	0.00	19.05
		FAS	13500.00	13500.00	12000.00	0.00	12.50
		KAR	11750.00	11750.00	11750.00	0.00	0.00
		PSH	12000.00	12000.00	11000.00	0.00	9.09
016. Unmanufactured Tobacco							
0197001. TOBACCO SIND KARO	40 KG.	SAR	7100.00	7200.00	6850.00	-1.39	3.65
		SKR	4000.00	4000.00	4000.00	0.00	0.00
		LRK	4000.00	4000.00	3800.00	0.00	5.26
0197002. TOBACCO DESI(MITHA)	40 KG.	LAH	10250.00	10250.00	8900.00	0.00	15.17
		SAR	9050.00	8800.00	8550.00	2.84	5.85
		HYD	6000.00	6000.00	5200.00	0.00	15.38
		QTA	3000.00	3000.00	3000.00	0.00	0.00
0197003. TOBACCO SUFAID PATHA	40 KG.	MUL	6900.00	6900.00	6900.00	0.00	0.00
		SAR	6800.00	6800.00	6750.00	0.00	0.74
		KAR	5100.00	5100.00	5100.00	0.00	0.00
		HYD	5800.00	5800.00	4400.00	0.00	31.82
		QTA	5600.00	5600.00	5600.00	0.00	0.00
0197004. TOBACCO HUKKA TWISTED	40 KG.	LAH	8750.00	8750.00	7900.00	0.00	10.76
		RAW	3250.00	3250.00	3250.00	0.00	0.00
		MUL	4400.00	4400.00	4400.00	0.00	0.00
		KSR	8000.00	8000.00	7700.00	0.00	3.90
		HYD	5300.00	5300.00	4500.00	0.00	17.78
		SKR	9600.00	9600.00	9500.00	0.00	1.05
		QTA	3200.00	3200.00	3200.00	0.00	0.00
0197005. TOBACCO HUKKA PREPARED	40 KG.	LAH	6700.00	6700.00	6050.00	0.00	10.74
		RAW	2050.00	2050.00	2050.00	0.00	0.00
		MUL	1500.00	1500.00	1500.00	0.00	0.00
		KSR	6100.00	6100.00	5650.00	0.00	7.96
		LRK	2500.00	2500.00	2500.00	0.00	0.00
		QTA	1800.00	1800.00	1800.00	0.00	0.00
017. Poultry							
0215101. CHICKEN FARM(LIVE)	1 KG.	LAH	144.00	138.00	152.00	4.35	-5.26

Contd.

7.10 Intercity Wholesale Prices of Selected Commodities

Group/Commodity/Item Specification	Unit	City	Prices (Rs.)			% Change in March, 2019 Over	
			Mar., 2019	Feb., 2019	Mar., 2018	Feb., 2019	Mar., 2018
		FAS	155.00	143.00	160.00	8.39	-3.13
		RAW	138.75	127.50	142.50	8.82	-2.63
		MUL	172.50	131.00	167.00	31.68	3.29
		GUJ	136.00	138.00	151.00	-1.45	-9.93
		SKT	140.00	140.00	155.00	0.00	-9.68
		BPR	160.00	136.00	164.50	17.65	-2.74
		KAR	180.00	145.00	170.00	24.14	5.88
		HYD	185.00	145.00	155.00	27.59	19.35
		SKR	165.00	145.00	170.00	13.79	-2.94
		MPK	176.00	116.00	152.00	51.72	15.79
		PSH	150.00	146.00	164.00	2.74	-8.54
		MNG	180.00	150.00	195.00	20.00	-7.69
		QTA	200.00	160.00	175.00	25.00	14.29
018. Raw Milk from Bovine Animals							
02211001. FRESH MILK	40 LTR.	LAH	2650.00	2650.00	2627.50	0.00	0.86
		FAS	3200.00	3200.00	2800.00	0.00	14.29
		RAW	3425.00	3425.00	3387.50	0.00	1.11
		MUL	2650.00	2650.00	2650.00	0.00	0.00
		SAH	2400.00	2400.00	2400.00	0.00	0.00
		SKT	3000.00	3000.00	3000.00	0.00	0.00
		KSR	2300.00	2300.00	2225.00	0.00	3.37
		KAR	3480.00	3480.00	3200.00	0.00	8.75
		HYD	3360.00	3360.00	2960.00	0.00	13.51
		SKR	3000.00	3000.00	3000.00	0.00	0.00
		MPK	2800.00	2800.00	2600.00	0.00	7.69
		PSH	2600.00	2600.00	2800.00	0.00	-7.14
		BNU	3000.00	3000.00	2800.00	0.00	7.14
		QTA	3800.00	3600.00	3400.00	5.56	11.76
019. Eggs							
0231001. EGGS FARM CRATE OF 30 DOZ.	EACH	LAH	2760.00	3030.00	2580.00	-8.91	6.98
		FAS	2760.00	3030.00	2580.00	-8.91	6.98
		RAW	2740.00	3220.00	2570.00	-14.91	6.61
		MUL	2950.00	3050.00	2650.00	-3.28	11.32
		GUJ	2600.00	2925.00	2512.50	-11.11	3.48
		SKT	2700.00	3000.00	2700.00	-10.00	0.00
		BPR	2760.00	3060.00	2520.00	-9.80	9.52
		KAR	3255.00	3255.00	2865.00	0.00	13.61
		HYD	2700.00	3100.00	2750.00	-12.90	-1.82
		SKR	2700.00	3020.00	2550.00	-10.60	5.88
		MPK	2760.00	2940.00	2760.00	-6.12	0.00
		PSH	2900.00	3075.00	2700.00	-5.69	7.41
		MNG	2900.00	3300.00	2700.00	-12.12	7.41
		QTA	3900.00	3900.00	3400.00	0.00	14.71
020. Raw Animal Materials / Wool							
0294201. WOOL PAK. SUPERIOR WHITE	40 KG.	LAH	1575.00	1575.00	1575.00	0.00	0.00
		MUL	2225.00	2225.00	1250.00	0.00	78.00
		KAR	7200.00	7200.00	7200.00	0.00	0.00
		BNU	2500.00	2500.00	2500.00	0.00	0.00
0294202. WOOL PAK. SUPERIOR YELLOW	40 KG.	LAH	1375.00	1375.00	1375.00	0.00	0.00
		MUL	775.00	750.00	550.00	3.33	40.91
		KAR	6900.00	6900.00	4300.00	0.00	60.47
		BNU	2250.00	2250.00	2250.00	0.00	0.00
0294203. WOOL PAK MEDIUM WHITE	40 KG.	LAH	1300.00	1300.00	1300.00	0.00	0.00
		MUL	1900.00	1900.00	950.00	0.00	100.00
		KAR	3600.00	3600.00	3600.00	0.00	0.00
		BNU	2100.00	2100.00	2100.00	0.00	0.00
0294204. WOOL PAK.MEDIUM YELLOW	40 KG.	LAH	1175.00	1175.00	1175.00	0.00	0.00
		MUL	690.00	690.00	450.00	0.00	53.33

Contd.

7.10 Intercity Wholesale Prices of Selected Commodities

Group/Commodity/Item Specification	Unit	City	Prices (Rs.)			% Change in March, 2019 Over	
			Mar., 2019	Feb., 2019	Mar., 2018	Feb., 2019	Mar., 2018
0294205. WOOL COLOURED LIGHT	40 KG.	KAR	3275.00	3275.00	3275.00	0.00	0.00
		BNU	1900.00	1900.00	1900.00	0.00	0.00
		LAH	925.00	925.00	925.00	0.00	0.00
		MUL	735.00	725.00	650.00	1.38	13.08
0294206. WOOL COLOURED DARK	40 KG.	KAR	2700.00	2700.00	2700.00	0.00	0.00
		BNU	1600.00	1600.00	1600.00	0.00	0.00
		LAH	825.00	825.00	825.00	0.00	0.00
		MUL	275.00	275.00	175.00	0.00	57.14
021. Hides & Fur Skins, Raw	EACH	KAR	2500.00	2500.00	2500.00	0.00	0.00
		BNU	1500.00	1500.00	1500.00	0.00	0.00
		LAH	1325.00	1325.00	1275.00	0.00	3.92
		RAW	1425.00	1425.00	1525.00	0.00	-6.56
0295101. HIDES WET SALTED COW MEDIUM	EACH	MUL	1700.00	1650.00	1550.00	3.03	9.68
		SKT	800.00	800.00	1750.00	0.00	-54.29
		KSR	1325.00	1325.00	1200.00	0.00	10.42
		KAR	1750.00	1750.00	1650.00	0.00	6.06
0295102. HIDES WET SALTED BUFFALO MEDIUM	EACH	HYD	2000.00	2000.00	3200.00	0.00	-37.50
		BNU	1000.00	1000.00	1000.00	0.00	0.00
		QTA	2500.00	2500.00	2500.00	0.00	0.00
		LAH	1025.00	1025.00	975.00	0.00	5.13
0295103. HIDES WET SALTED CALF MEDIUM	EACH	RAW	1475.00	1475.00	1525.00	0.00	-3.28
		MUL	1275.00	1250.00	1350.00	2.00	-5.56
		SKT	1000.00	1000.00	2000.00	0.00	-50.00
		KSR	1000.00	1000.00	900.00	0.00	11.11
0295301. SHEEP SKIN MEDIUM	100	KAR	500.00	500.00	1500.00	0.00	-66.67
		HYD	1000.00	1000.00	2000.00	0.00	-50.00
		BNU	1200.00	1200.00	1200.00	0.00	0.00
		QTA	2400.00	2400.00	2400.00	0.00	0.00
0295302. SHEEP SKIN LARGE	100	LAH	400.00	400.00	525.00	0.00	-23.81
		RAW	1150.00	1150.00	1250.00	0.00	-8.00
		MUL	850.00	850.00	950.00	0.00	-10.53
		SKT	500.00	500.00	500.00	0.00	0.00
0295401. GOAT SKIN LARGE	100	KSR	425.00	425.00	380.00	0.00	11.84
		KAR	3000.00	3000.00	3000.00	0.00	0.00
		HYD	3000.00	3000.00	3000.00	0.00	0.00
		BNU	500.00	500.00	500.00	0.00	0.00
0295302. SHEEP SKIN LARGE	100	QTA	1800.00	1800.00	1800.00	0.00	0.00
		RAW	20250.00	20250.00	22500.00	0.00	-10.00
		MUL	7500.00	7500.00	7500.00	0.00	0.00
		KSR	9750.00	9750.00	9750.00	0.00	0.00
0295302. SHEEP SKIN LARGE	100	KAR	10500.00	10500.00	25000.00	0.00	-58.00
		HYD	15000.00	15000.00	26000.00	0.00	-42.31
		PSH	5000.00	5000.00	7000.00	0.00	-28.57
		QTA	30000.00	30000.00	30000.00	0.00	0.00
0295401. GOAT SKIN LARGE	100	LAH	16000.00	16000.00	16000.00	0.00	0.00
		RAW	24250.00	24250.00	25500.00	0.00	-4.90
		MUL	14000.00	14000.00	11500.00	0.00	21.74
		KSR	15000.00	15000.00	13250.00	0.00	13.21
0295401. GOAT SKIN LARGE	100	KAR	11750.00	11750.00	35000.00	0.00	-66.43
		HYD	25000.00	25000.00	20000.00	0.00	25.00
		PSH	7000.00	7000.00	10000.00	0.00	-30.00
		QTA	35000.00	35000.00	35000.00	0.00	0.00
0295401. GOAT SKIN LARGE	100	LAH	20500.00	20500.00	18000.00	0.00	13.89
		RAW	23500.00	23500.00	24500.00	0.00	-4.08
		KSR	19000.00	19000.00	14500.00	0.00	31.03
		KAR	25000.00	25000.00	22500.00	0.00	11.11
		HYD	20000.00	20000.00	25000.00	0.00	-20.00

Contd.

7.10 Intercity Wholesale Prices of Selected Commodities

Group/Commodity/Item Specification	Unit	City	Prices (Rs.)			% Change in March, 2019 Over	
			Mar., 2019	Feb., 2019	Mar., 2018	Feb., 2019	Mar., 2018
0295402. GOAT SKIN EXTRA LARGE	100	PSH	12000.00	12000.00	14000.00	0.00	-14.29
		QTA	40000.00	40000.00	40000.00	0.00	0.00
		LAH	23500.00	23500.00	20500.00	0.00	14.63
		RAW	24250.00	24250.00	26500.00	0.00	-8.49
		MUL	31500.00	31500.00	31500.00	0.00	0.00
		KSR	20000.00	20000.00	16000.00	0.00	25.00
		KAR	30500.00	30500.00	25250.00	0.00	20.79
0295403. GOAT SKIN MEDIUM	100	HYD	30000.00	30000.00	30000.00	0.00	0.00
		PSH	12000.00	12000.00	20000.00	0.00	-40.00
		QTA	45000.00	45000.00	45000.00	0.00	0.00
		LAH	15500.00	15500.00	13500.00	0.00	14.81
		RAW	22500.00	22500.00	23500.00	0.00	-4.26
		MUL	16500.00	16500.00	19000.00	0.00	-13.16
		SKT	15000.00	15000.00	19000.00	0.00	-21.05
0295404. GOAT SKIN SMALL	100	KSR	15500.00	15500.00	11600.00	0.00	33.62
		KAR	16250.00	16250.00	11500.00	0.00	41.30
		PSH	6000.00	6000.00	10000.00	0.00	-40.00
		QTA	25000.00	25000.00	25000.00	0.00	0.00
		LAH	7500.00	7500.00	9500.00	0.00	-21.05
		RAW	20500.00	20500.00	22500.00	0.00	-8.89
		SKT	12500.00	12500.00	15000.00	0.00	-16.67
022. Fuel Wood in Logs	40 KG.	KSR	11250.00	11250.00	8250.00	0.00	36.36
		KAR	10000.00	10000.00	15500.00	0.00	-35.48
		PSH	4000.00	4000.00	8000.00	0.00	-50.00
		QTA	15000.00	15000.00	15000.00	0.00	0.00
		LAH	705.00	705.00	655.00	0.00	7.63
		FAS	380.00	380.00	380.00	0.00	0.00
		RAW	690.00	690.00	650.00	0.00	6.15
		MUL	630.00	630.00	530.00	0.00	18.87
		GJT	550.00	550.00	550.00	0.00	0.00
		KAR	675.00	675.00	600.00	0.00	12.50
		HYD	550.00	550.00	550.00	0.00	0.00
		SKR	375.00	375.00	375.00	0.00	0.00
		LRK	450.00	450.00	450.00	0.00	0.00
023. Fish Live Fresh or Chilled	40 KG.	PSH	675.00	675.00	675.00	0.00	0.00
		MNG	560.00	560.00	560.00	0.00	0.00
		QTA	515.00	515.00	515.00	0.00	0.00
		LAH	9650.00	9650.00	9250.00	0.00	4.32
		RAW	6100.00	6100.00	5950.00	0.00	2.52
		MUL	9300.00	9300.00	8900.00	0.00	4.49
		HYD	10000.00	10000.00	8800.00	0.00	13.64
		SKR	9600.00	8800.00	10000.00	9.09	-4.00
		PSH	8600.00	8600.00	8100.00	0.00	6.17
		KAR	9700.00	9700.00	9700.00	0.00	0.00
0411903. FISH SURMAI (SEA)	40 KG.	KAR	13900.00	13900.00	14800.00	0.00	-6.08
2. Ores/Minerals, Elec., Gas & Water							
024. Coal not Agglomerated							
1101001. COAL	MT.	LAH	9900.00	9900.00	9900.00	0.00	0.00
025. Natural Gas Liquified							
1202001. SUI GAS GENERAL INDUSRIAL USE	MMBTU	KAR	912.60	912.60	600.00	0.00	52.10
1202002. LPG	KG.	LAH	106.00	109.25	95.00	-2.97	11.58
		RAW	113.50	113.50	110.50	0.00	2.71
		KAR	120.00	120.00	100.00	0.00	20.00
		PSH	130.00	130.00	110.00	0.00	18.18
		QTA	130.00	130.00	120.00	0.00	8.33
1202003. CNG	KG.	KAR	104.00	104.00	74.99	0.00	38.69

Contd.

7.10 Intercity Wholesale Prices of Selected Commodities

Group/Commodity/Item Specification	Unit	City	Prices (Rs.)			% Change in March, 2019 Over	
			Mar., 2019	Feb., 2019	Mar., 2018	Feb., 2019	Mar., 2018
026. Salt & Pure Sodium Chloride							
1620001. SALT CRUSHED LAHORI	40 KG.	LAH	400.00	400.00	400.00	0.00	0.00
		RAW	395.00	395.00	395.00	0.00	0.00
		MUL	330.00	330.00	330.00	0.00	0.00
		GJT	240.00	240.00	240.00	0.00	0.00
		KAR	360.00	360.00	360.00	0.00	0.00
		SKR	275.00	275.00	275.00	0.00	0.00
		PSH	250.00	250.00	150.00	0.00	66.67
1620002. SEA SALT	40 KG.	LAH	380.00	380.00	380.00	0.00	0.00
		FAS	190.00	190.00	170.00	0.00	11.76
		KAR	122.50	122.50	122.50	0.00	0.00
		HYD	150.00	150.00	150.00	0.00	0.00
		NWB	322.50	322.50	322.50	0.00	0.00
027. Electrical Energy							
1710011. ELECTRICITY TARRIF B1	KWH.	KAR	15.80	15.80	15.34	0.00	3.00
1710012. ELECTRICITY TARRIF B2	KWH.	KAR	15.54	15.54	15.15	0.00	2.57
1710013. ELECTRICITY TARRIF B3	KWH.	KAR	15.88	15.88	15.52	0.00	2.32
1710014. ELECTRICITY TARRIF B4	KWH.	KAR	15.83	15.83	15.46	0.00	2.39
1710021. ELECTRICITY TARIFF-D1	KWH.	KAR	15.21	15.21	10.09	0.00	50.74
1710022. ELECTRICITY TARIFF-D2	KWH.	KAR	5.35	5.35	11.70	0.00	-54.27
3. Food, Beverages, Tobacco, Textiles, Leather							
3a) Food Products, Beverages & Tobacco							
028. Meat of Animals							
2111101. BEEF	40 KG.	LAH	12200.00	12200.00	12200.00	0.00	0.00
		FAS	13000.00	13000.00	10200.00	0.00	27.45
		RAW	15250.00	15000.00	12750.00	1.67	19.61
		MUL	13900.00	13900.00	12100.00	0.00	14.88
		SAR	15350.00	15350.00	13400.00	0.00	14.55
		GJT	14000.00	14000.00	13200.00	0.00	6.06
		KAR	15000.00	15000.00	11400.00	0.00	31.58
		HYD	12900.00	12900.00	11750.00	0.00	9.79
		PSH	13000.00	13000.00	11200.00	0.00	16.07
		MNG	13200.00	13200.00	12500.00	0.00	5.60
		QTA	15600.00	15600.00	15600.00	0.00	0.00
2111601. MUTTON	40 KG.	LAH	29600.00	29600.00	29000.00	0.00	2.07
		FAS	30000.00	30000.00	26000.00	0.00	15.38
		RAW	36000.00	35750.00	33750.00	0.70	6.67
		MUL	27000.00	27000.00	25600.00	0.00	5.47
		KAR	30000.00	30000.00	24400.00	0.00	22.95
		HYD	27000.00	27000.00	25100.00	0.00	7.57
		PSH	31500.00	31000.00	27200.00	1.61	15.81
		MNG	30000.00	26000.00	24000.00	15.38	25.00
		QTA	29500.00	29500.00	27600.00	0.00	6.88
029. Vegetables & Fruit Juice							
2133101. TOMATO KETCHUP 300 GM.	DOZ.	LAH	900.00	900.00	900.00	0.00	0.00
		FAS	892.20	892.20	892.20	0.00	0.00
		RAW	1210.00	1210.00	1175.00	0.00	2.98
		MUL	1037.40	1037.40	1037.40	0.00	0.00
		GJT	920.00	920.00	920.00	0.00	0.00
		KAR	1080.00	1080.00	1080.00	0.00	0.00
		HYD	1080.00	1080.00	1080.00	0.00	0.00
		SKR	1013.04	1013.04	1013.04	0.00	0.00
		MPK	1014.00	1014.00	1014.00	0.00	0.00
		PSH	1200.00	1200.00	1200.00	0.00	0.00
		MNG	900.00	900.00	900.00	0.00	0.00
		QTA	1140.00	1140.00	960.00	0.00	18.75
2133901. CHILLES & LIME PKL.IN OIL 340 G.	DOZ.	LAH	1250.00	1250.00	1250.00	0.00	0.00
		RAW	1255.00	1255.00	1152.50	0.00	8.89

Contd.

7.10 Intercity Wholesale Prices of Selected Commodities

Group/Commodity/Item Specification	Unit	City	Prices (Rs.)			% Change in March, 2019 Over	
			Mar., 2019	Feb., 2019	Mar., 2018	Feb., 2019	Mar., 2018
		KAR	1380.00	1380.00	1380.00	0.00	0.00
		MPK	992.76	992.76	992.76	0.00	0.00
		PSH	1250.00	1250.00	1250.00	0.00	0.00
		QTA	938.00	938.00	938.00	0.00	0.00
030. Dried Fruits & Nuts							
2141101. KISHMISH(RAISIN) AVG. QLTY.	40 KG.	LAH	14000.00	14000.00	13000.00	0.00	7.69
		RAW	8900.00	8900.00	8450.00	0.00	5.33
		MUL	13200.00	13100.00	11000.00	0.76	20.00
		KAR	12000.00	12000.00	10500.00	0.00	14.29
		HYD	10750.00	10750.00	10200.00	0.00	5.39
		MPK	11000.00	11000.00	9500.00	0.00	15.79
		PSH	10600.00	9600.00	6200.00	10.42	70.97
		BNU	12000.00	12000.00	9750.00	0.00	23.08
		QTA	17600.00	17600.00	8000.00	0.00	120.00
2141301. GROUND NUT WITH SHELL AVG. QLTY.	40 KG.	LAH	8450.00	8450.00	8450.00	0.00	0.00
		RAW	7450.00	7450.00	6150.00	0.00	21.14
		MUL	5250.00	5250.00	5700.00	0.00	-7.89
		KAR	10300.00	10300.00	10200.00	0.00	0.98
		HYD	6500.00	6500.00	5800.00	0.00	12.07
		MPK	5200.00	5200.00	4600.00	0.00	13.04
		PSH	6400.00	6400.00	6100.00	0.00	4.92
		QTA	8000.00	8000.00	8500.00	0.00	-5.88
031. Fruit Juices							
2142901. ROOHAFZA(SHARBAT)	DOZ.	LAH	2100.00	2100.00	1836.00	0.00	14.38
		FAS	2050.00	2050.00	1870.00	0.00	9.63
		RAW	2010.00	2010.00	2010.00	0.00	0.00
		MUL	2030.00	2030.00	1840.00	0.00	10.33
		GUJ	2100.00	2100.00	1880.00	0.00	11.70
		BPR	2155.00	2155.00	1880.00	0.00	14.63
		GJT	2050.00	2050.00	1880.00	0.00	9.04
		KAR	2100.00	2100.00	1850.00	0.00	13.51
		HYD	2100.00	2100.00	2100.00	0.00	0.00
		SKR	2150.00	2150.00	1720.00	0.00	25.00
		LRK	2100.00	2050.00	1980.00	2.44	6.06
		PSH	2150.00	2040.00	1820.00	5.39	18.13
		BNU	2100.00	2100.00	1900.00	0.00	10.53
		MNG	2220.00	2050.00	1850.00	8.29	20.00
		QTA	2340.00	2340.00	2100.00	0.00	11.43
2142902. JAM-E-SHREEN	DOZ.	LAH	2100.00	2100.00	1840.00	0.00	14.13
		FAS	2000.00	2000.00	1860.00	0.00	7.53
		RAW	2125.00	2125.00	2125.00	0.00	0.00
		MUL	2015.00	2015.00	1820.00	0.00	10.71
		GUJ	2050.00	2050.00	1850.00	0.00	10.81
		BPR	2148.00	2148.00	2148.00	0.00	0.00
		KAR	2100.00	2100.00	1824.00	0.00	15.13
		HYD	2220.00	2220.00	2160.00	0.00	2.78
		SKR	2210.00	2210.00	1720.00	0.00	28.49
		PSH	2150.00	2040.00	1820.00	5.39	18.13
		BNU	2035.00	2010.00	1800.00	1.24	13.06
		MNG	2160.00	2020.00	1880.00	6.93	14.89
2142903. FRUIT JUICE TETRA PACK	DOZ.	LAH	190.00	190.00	190.00	0.00	0.00
		FAS	162.50	162.50	162.50	0.00	0.00
		RAW	157.50	157.50	157.50	0.00	0.00
		MUL	156.00	156.00	135.00	0.00	15.56
		KAR	168.00	168.00	168.00	0.00	0.00
		HYD	170.00	170.00	170.00	0.00	0.00

Contd.

7.10 Intercity Wholesale Prices of Selected Commodities

Group/Commodity/Item Specification	Unit	City	Prices (Rs.)			% Change in March, 2019 Over	
			Mar., 2019	Feb., 2019	Mar., 2018	Feb., 2019	Mar., 2018
		SKR	180.00	180.00	180.00	0.00	0.00
		PSH	133.00	133.00	133.00	0.00	0.00
		QTA	110.00	110.00	110.00	0.00	0.00
2142904. LEMON/ORANGE SQUASH MITCHELS(730ML)	DOZ.	LAH	1620.00	1620.00	1620.00	0.00	0.00
		FAS	1740.00	1630.00	1630.00	6.75	6.75
		RAW	1910.00	1910.00	1825.00	0.00	4.66
		MUL	1788.00	1788.00	1788.00	0.00	0.00
		KAR	1788.00	1788.00	1788.00	0.00	0.00
		HYD	2040.00	2040.00	1775.00	0.00	14.93
2142905. MUREEY BREWERY (TOPS)	DOZ.	PSH	2100.00	2100.00	1800.00	0.00	16.67
		LAH	495.00	495.00	495.00	0.00	0.00
		RAW	710.00	710.00	625.00	0.00	13.60
		KSR	435.00	435.00	435.00	0.00	0.00
2149201. APL/MNG/ORG/MIX. FRUIT JAM 450 G.	DOZ.	LAH	1515.00	1515.00	1515.00	0.00	0.00
		RAW	1565.00	1565.00	1390.00	0.00	12.59
		KAR	1305.00	1305.00	1305.00	0.00	0.00
		MPK	1183.00	1183.00	1183.00	0.00	0.00
		PSH	1440.00	1440.00	1410.00	0.00	2.13
		QTA	1320.00	1320.00	1320.00	0.00	0.00
2149202. MANGO/MIXED PICKLE IN OIL 340 G.	DOZ.	LAH	1120.00	1120.00	1120.00	0.00	0.00
		RAW	1355.00	1355.00	1270.00	0.00	6.69
		KAR	1380.00	1380.00	1380.00	0.00	0.00
		MPK	992.76	992.76	992.76	0.00	0.00
		PSH	1320.00	1320.00	1320.00	0.00	0.00
		QTA	1200.00	1200.00	1200.00	0.00	0.00
032. Vegetable Oils Refined							
2154101. SOYABEAN COOKING OIL TIN	5 LTR.	LAH	930.00	930.00	870.00	0.00	6.90
		FAS	980.00	980.00	870.00	0.00	12.64
		RAW	996.00	955.00	865.00	4.29	15.14
		MUL	997.00	997.00	903.85	0.00	10.31
		KAR	742.50	742.50	742.50	0.00	0.00
		HYD	1020.00	1000.00	977.77	2.00	4.32
		SKR	840.00	840.00	840.00	0.00	0.00
		MPK	980.00	980.00	940.00	0.00	4.26
		PSH	990.00	990.00	860.00	0.00	15.12
		BNU	930.00	930.00	970.00	0.00	-4.12
		QTA	840.00	840.00	840.00	0.00	0.00
2154301. SUN FLOWER COOKING OIL	5 LTR.	LAH	940.00	940.00	880.00	0.00	6.82
		FAS	925.00	925.00	850.00	0.00	8.82
		RAW	996.00	955.00	865.00	4.29	15.14
		MUL	976.00	976.00	879.81	0.00	10.93
		GJT	855.00	855.00	855.00	0.00	0.00
		KAR	742.50	742.50	742.50	0.00	0.00
		HYD	980.00	980.00	911.11	0.00	7.56
		SKR	950.00	950.00	840.00	0.00	13.10
		PSH	900.00	900.00	850.00	0.00	5.88
		MNG	930.00	930.00	840.00	0.00	10.71
		QTA	900.00	900.00	900.00	0.00	0.00
2154401. MUSTARD & RAPE SEED OIL.	40 KG.	LAH	6150.00	6450.00	5200.00	-4.65	18.27
		RAW	7100.00	7100.00	6900.00	0.00	2.90
		MUL	5500.00	5500.00	5300.00	0.00	3.77
		KSR	6050.00	6350.00	5400.00	-4.72	12.04
		KAR	6700.00	6700.00	6850.00	0.00	-2.19
		HYD	5450.00	5700.00	5000.00	-4.39	9.00
		MPK	5400.00	5800.00	5000.00	-6.90	8.00
		PSH	7800.00	7200.00	6750.00	8.33	15.56
		BNU	6800.00	6800.00	6000.00	0.00	13.33
		QTA	6800.00	6000.00	6000.00	13.33	13.33

Contd.

7.10 Intercity Wholesale Prices of Selected Commodities

Group/Commodity/Item Specification	Unit	City	Prices (Rs.)			% Change in March, 2019 Over	
			Mar., 2019	Feb., 2019	Mar., 2018	Feb., 2019	Mar., 2018
2154801. COTTON SEED OIL	40 KG.	LAH	5800.00	5800.00	5800.00	0.00	0.00
		MUL	4250.00	4250.00	4150.00	0.00	2.41
		GUJ	5000.00	5000.00	5000.00	0.00	0.00
		SAR	4600.00	4400.00	4540.00	4.55	1.32
		KAR	5700.00	5700.00	5725.00	0.00	-0.44
		HYD	4900.00	4800.00	4600.00	2.08	6.52
		SKR	4480.00	4480.00	4800.00	0.00	-6.67
		NWB	6000.00	6000.00	6000.00	0.00	0.00
		PSH	5100.00	5100.00	5100.00	0.00	0.00
		2154901. RAFHAN CORN OIL	2.00 LT	LAH	750.00	750.00	690.00
FAS	750.00			760.00	700.00	-1.32	7.14
RAW	933.50			910.00	745.00	2.58	25.30
MUL	755.00			755.00	703.00	0.00	7.40
KAR	695.00			695.00	695.00	0.00	0.00
HYD	800.00			786.00	720.00	1.78	11.11
MPK	705.00			705.00	705.00	0.00	0.00
PSH	790.00			790.00	710.00	0.00	11.27
MNG	735.00			735.00	720.00	0.00	2.08
QTA	730.00			730.00	730.00	0.00	0.00
033. Vegetable Ghee							
2159001. VEGETABLE GHEE(16 KG TIN)	EACH	LAH	2420.00	2400.00	2250.00	0.83	7.56
		RAW	2532.50	2515.00	2365.00	0.70	7.08
		MUL	2565.00	2530.00	2390.00	1.38	7.32
		SKT	2070.00	2070.00	2070.00	0.00	0.00
		KAR	2450.00	2450.00	2280.00	0.00	7.46
		SKR	1920.00	1920.00	1850.00	0.00	3.78
		MPK	2150.00	2200.00	2020.00	-2.27	6.44
		PSH	2640.00	2640.00	2430.00	0.00	8.64
		MNG	2550.00	2550.00	2430.00	0.00	4.94
		QTA	3100.00	3100.00	2450.00	0.00	26.53
2159002. VEGETABLE GHEE(DALDA/TULO/HABIB/SHA)	05 KG.	LAH	970.00	970.00	895.00	0.00	8.38
		FAS	940.00	930.00	870.00	1.08	8.05
		RAW	966.75	955.00	865.00	1.23	11.76
		MUL	927.00	927.00	835.00	0.00	11.02
		SAR	965.00	965.00	890.00	0.00	8.43
		GJT	920.00	920.00	898.00	0.00	2.45
		KAR	940.00	940.00	940.00	0.00	0.00
		HYD	970.00	1020.00	950.00	-4.90	2.11
		SKR	780.00	780.00	780.00	0.00	0.00
		PSH	980.00	950.00	900.00	3.16	8.89
QTA	980.00	980.00	850.00	0.00	15.29		
034. Oil Cakes							
2171001. COTTON SEED OIL CAKES	40 KG.	LAH	2000.00	2000.00	1700.00	0.00	17.65
		FAS	1850.00	1775.00	1675.00	4.23	10.45
		MUL	1475.00	1475.00	1400.00	0.00	5.36
		SAR	2450.00	2400.00	2000.00	2.08	22.50
		BPR	1650.00	1650.00	1525.00	0.00	8.20
		HYD	1600.00	1700.00	1500.00	-5.88	6.67
		SKR	1795.00	1795.00	1720.00	0.00	4.36
		MPK	1575.00	1580.00	1285.00	-0.32	22.57
		PSH	1750.00	1750.00	1600.00	0.00	9.38
		QTA	1250.00	1250.00	1250.00	0.00	0.00
2171002. MUSTARD & RAPSEED OIL CAKES	40 KG.	LAH	1600.00	1600.00	1300.00	0.00	23.08
		FAS	1350.00	1500.00	1290.00	-10.00	4.65
		MUL	1310.00	1275.00	1275.00	2.75	2.75
		SAR	1450.00	1450.00	1337.50	0.00	8.41
		BPR	1475.00	1525.00	1325.00	-3.28	11.32
		HYD	1400.00	1600.00	1400.00	-12.50	0.00

Contd.

7.10 Intercity Wholesale Prices of Selected Commodities

Group/Commodity/Item Specification	Unit	City	Prices (Rs.)			% Change in March, 2019 Over	
			Mar., 2019	Feb., 2019	Mar., 2018	Feb., 2019	Mar., 2018
		SKR	1490.00	1490.00	1450.00	0.00	2.76
		MPK	1200.00	1250.00	1000.00	-4.00	20.00
		PSH	1750.00	1750.00	1700.00	0.00	2.94
		QTA	1000.00	950.00	950.00	5.26	5.26
035. Processed Liquid Milk							
2211002. MILK PAK/HALEEB/NESTLE (LITRE)	DOZ.	LAH	1500.00	1500.00	1470.00	0.00	2.04
		FAS	1540.00	1540.00	1450.00	0.00	6.21
		RAW	1455.00	1435.00	1410.00	1.39	3.19
		KAR	1250.00	1250.00	1250.00	0.00	0.00
		HYD	1620.00	1620.00	1472.00	0.00	10.05
		SKR	1440.00	1347.96	1320.00	6.83	9.09
		PSH	1470.00	1470.00	1470.00	0.00	0.00
		MNG	1480.00	1480.00	1460.00	0.00	1.37
036. Milk & Cream in Solid Form							
2221101. POWD.MILK EVERYDAY(NESTLE)1KG.	EACH	LAH	750.00	750.00	700.00	0.00	7.14
		RAW	782.50	782.50	685.00	0.00	14.23
		MUL	801.00	801.00	703.66	0.00	13.83
		KAR	725.00	725.00	662.50	0.00	9.43
		HYD	821.00	768.42	710.00	6.84	15.63
		SKR	808.00	808.00	665.00	0.00	21.50
		PSH	750.00	750.00	680.00	0.00	10.29
		BNU	800.00	800.00	680.00	0.00	17.65
		QTA	680.00	680.00	680.00	0.00	0.00
2221201. POWDERED MILK(SKIMMED)/BAG 25 KG.	EACH	LAH	12000.00	12000.00	11750.00	0.00	2.13
		RAW	12900.00	12900.00	12350.00	0.00	4.45
		MUL	9300.00	9287.50	9100.00	0.13	2.20
		KAR	12750.00	12750.00	10250.00	0.00	24.39
		PSH	11000.00	10000.00	8400.00	10.00	30.95
		QTA	12500.00	12500.00	12500.00	0.00	0.00
2221202. POWDERED MILK NIDO (1 KG. POLY BA	EACH	LAH	750.00	750.00	725.00	0.00	3.45
		RAW	852.50	852.50	805.00	0.00	5.90
		GUJ	730.00	730.00	730.00	0.00	0.00
		KAR	710.00	710.00	758.00	0.00	-6.33
		HYD	857.00	857.00	813.00	0.00	5.41
		PSH	760.00	760.00	730.00	0.00	4.11
037. Ice Cream							
2227001. ICE CREAM POLKA/WALLS	DOZ.	LAH	400.00	400.00	400.00	0.00	0.00
		RAW	510.00	510.00	495.00	0.00	3.03
		KAR	480.00	480.00	288.00	0.00	66.67
		HYD	432.00	432.00	432.00	0.00	0.00
		SKR	453.00	453.00	453.00	0.00	0.00
		QTA	456.00	456.00	456.00	0.00	0.00
038. Dairy Products N.E.C							
2229001. MILO(200 GM. PACK) NESTLE	EACH	LAH	235.00	215.00	198.00	9.30	18.69
		FAS	233.33	233.33	183.33	0.00	27.27
		RAW	197.00	195.00	192.50	1.03	2.34
		MUL	32.61	32.61	140.00	0.00	-76.71
		KAR	234.00	234.00	200.00	0.00	17.00
		HYD	305.00	280.00	195.00	8.93	56.41
		MPK	230.00	230.00	230.00	0.00	0.00
		PSH	190.00	190.00	190.00	0.00	0.00
		MNG	300.00	300.00	300.00	0.00	0.00
		QTA	160.00	160.00	160.00	0.00	0.00
2229002. LACTOGEN(SOFT PACK 400 GM)	EACH	LAH	450.00	450.00	415.00	0.00	8.43
		FAS	456.25	456.25	422.91	0.00	7.88
		RAW	472.50	472.50	437.50	0.00	8.00
		MUL	462.95	462.95	426.00	0.00	8.67
		KAR	450.00	450.00	425.00	0.00	5.88

Contd.

7.10 Intercity Wholesale Prices of Selected Commodities

Group/Commodity/Item Specification	Unit	City	Prices (Rs.)			% Change in March, 2019 Over	
			Mar., 2019	Feb., 2019	Mar., 2018	Feb., 2019	Mar., 2018
		HYD	470.00	470.00	440.00	0.00	6.82
		MPK	465.00	465.00	427.00	0.00	8.90
		PSH	460.00	460.00	420.00	0.00	9.52
		QTA	490.00	490.00	415.00	0.00	18.07
039. Wheat Flour							
2311001. WHEAT FLOUR SUP. QLTY.	80 KG.	LAH	3600.00	3600.00	3600.00	0.00	0.00
		FAS	3080.00	3080.00	2940.00	0.00	4.76
		RAW	3340.00	3340.00	3365.00	0.00	-0.74
		MUL	2930.00	2930.00	2890.00	0.00	1.38
		GUJ	3040.00	3040.00	2880.00	0.00	5.56
		SAR	3280.00	3280.00	3110.00	0.00	5.47
		SKT	3600.00	3600.00	3400.00	0.00	5.88
		GJT	2860.00	2860.00	2860.00	0.00	0.00
		KAR	3520.00	3520.00	3400.00	0.00	3.53
		HYD	3440.00	3440.00	3360.00	0.00	2.38
		SKR	2720.00	2720.00	2960.00	0.00	-8.11
		LRK	3100.00	3100.00	3090.00	0.00	0.32
		PSH	3500.00	3500.00	3300.00	0.00	6.06
		QTA	4160.00	4160.00	3920.00	0.00	6.12
2311002. WHEAT FLOUR AVG. QLTY	80 KG.	LAH	3040.00	3040.00	3040.00	0.00	0.00
		FAS	2880.00	2880.00	2780.00	0.00	3.60
		RAW	2715.00	2715.00	2710.00	0.00	0.18
		MUL	2890.00	2890.00	2780.00	0.00	3.96
		SAH	2880.00	2880.00	2840.00	0.00	1.41
		SAR	2700.00	2700.00	2730.00	0.00	-1.10
		BPR	2920.00	2920.00	2800.00	0.00	4.29
		GJT	2740.00	2740.00	2740.00	0.00	0.00
		KAR	3160.00	3160.00	2640.00	0.00	19.70
		HYD	3000.00	3000.00	3060.00	0.00	-1.96
		SKR	2640.00	2640.00	2880.00	0.00	-8.33
		LRK	3000.00	3000.00	2880.00	0.00	4.17
		MPK	2880.00	2880.00	2800.00	0.00	2.86
		PSH	3000.00	3000.00	2940.00	0.00	2.04
		MNG	3000.00	3000.00	3040.00	0.00	-1.32
		QTA	4000.00	4000.00	3880.00	0.00	3.09
2311003. WHEAT FLOUR/BAG OF 10 KG.	EACH	LAH	375.00	375.00	365.00	0.00	2.74
		FAS	390.00	390.00	362.50	0.00	7.59
		RAW	377.50	377.50	352.50	0.00	7.09
		MUL	362.50	362.50	360.00	0.00	0.69
		GUJ	370.00	370.00	360.00	0.00	2.78
		SKT	380.00	370.00	380.00	2.70	0.00
		BPR	380.00	380.00	370.00	0.00	2.70
		GJT	340.00	340.00	340.00	0.00	0.00
		KAR	440.00	440.00	425.00	0.00	3.53
		HYD	400.00	400.00	415.00	0.00	-3.61
		SKR	350.00	350.00	360.00	0.00	-2.78
		LRK	380.00	380.00	380.00	0.00	0.00
		MPK	380.00	380.00	370.00	0.00	2.70
		NWB	365.00	365.00	365.00	0.00	0.00
		PSH	365.00	365.00	365.00	0.00	0.00
		QTA	410.00	410.00	400.00	0.00	2.50
2311004. MAIDA AVG. QLTY.	80 KG.	LAH	3520.00	3520.00	3440.00	0.00	2.33
		FAS	3120.00	3120.00	3040.00	0.00	2.63
		RAW	3325.00	3325.00	3310.00	0.00	0.45
		MUL	3150.00	3150.00	3050.00	0.00	3.28
		SAR	3200.00	3120.00	3200.00	2.56	0.00
		BPR	3450.00	3450.00	3450.00	0.00	0.00
		GJT	3100.00	3100.00	3000.00	0.00	3.33

Contd.

7.10 Intercity Wholesale Prices of Selected Commodities

Group/Commodity/Item Specification	Unit	City	Prices (Rs.)			% Change in March, 2019 Over	
			Mar., 2019	Feb., 2019	Mar., 2018	Feb., 2019	Mar., 2018
2311005. SUJI	85 KG.	KAR	3320.00	3320.00	3400.00	0.00	-2.35
		HYD	3250.00	3250.00	3250.00	0.00	0.00
		SKR	3600.00	3600.00	3200.00	0.00	12.50
		MPK	3200.00	3200.00	3280.00	0.00	-2.44
		PSH	3388.00	3388.00	3280.00	0.00	3.29
		MNG	3330.00	3330.00	3300.00	0.00	0.91
		QTA	4400.00	4400.00	4400.00	0.00	0.00
		LAH	4080.00	4080.00	4000.00	0.00	2.00
		FAS	3315.00	3315.00	3230.00	0.00	2.63
		RAW	3365.00	3365.00	3375.00	0.00	-0.30
		MUL	3175.00	3175.00	3250.00	0.00	-2.31
		SAH	3389.50	3389.50	3161.50	0.00	7.21
		BPR	3825.00	3825.00	3825.00	0.00	0.00
		GJT	3350.00	3350.00	3250.00	0.00	3.08
		KAR	3867.50	3867.50	3697.50	0.00	4.60
2311006. CERELAC WHEAT(400 GM.)	EACH	HYD	3400.00	3400.00	3400.00	0.00	0.00
		SKR	3910.00	3910.00	3582.00	0.00	9.16
		MPK	3400.00	3400.00	3485.00	0.00	-2.44
		PSH	3469.00	3469.00	3470.00	0.00	-0.03
		QTA	4675.00	4675.00	4675.00	0.00	0.00
		LAH	310.00	310.00	260.00	0.00	19.23
		FAS	302.08	302.08	268.75	0.00	12.40
		RAW	272.50	272.50	295.00	0.00	-7.63
		MUL	308.41	308.41	272.00	0.00	13.39
		KAR	257.00	257.00	257.00	0.00	0.00
		HYD	320.00	320.00	260.00	0.00	23.08
		MPK	255.00	255.00	255.00	0.00	0.00
		PSH	260.00	260.00	260.00	0.00	0.00
		MNG	332.00	332.00	332.00	0.00	0.00
		QTA	245.00	245.00	245.00	0.00	0.00
040. Other Cereal Flour							
2312001. BESAN	85 KG.	LAH	9350.00	9350.00	8100.00	0.00	15.43
		FAS	8288.00	8500.00	7012.50	-2.49	18.19
		RAW	8575.00	8575.00	8750.00	0.00	-2.00
		MUL	8460.00	8460.00	8200.00	0.00	3.17
		GUJ	8800.00	8800.00	8500.00	0.00	3.53
		SAR	8750.00	8926.50	7650.00	-1.98	14.38
		SKT	8500.00	8925.00	7119.00	-4.76	19.40
		GJT	8600.00	8600.00	7100.00	0.00	21.13
		KSR	8550.00	9000.00	7750.00	-5.00	10.32
		KAR	9647.50	9647.50	8797.50	0.00	9.66
		HYD	8400.00	8400.00	7332.00	0.00	14.57
		SKR	8075.00	8075.00	9350.00	0.00	-13.64
		MPK	10200.00	10200.00	8500.00	0.00	20.00
		PSH	9500.00	9500.00	8600.00	0.00	10.47
		QTA	11500.00	11500.00	11050.00	0.00	4.07
041. Sugar Refined							
2352001. SUGAR REFINED(BAG)	50 KG.	LAH	2950.00	2820.00	2470.00	4.61	19.43
		FAS	2940.00	2770.00	2400.00	6.14	22.50
		RAW	2890.00	2810.00	2512.50	2.85	15.02
		MUL	2810.00	2755.00	2385.00	2.00	17.82
		GUJ	2950.00	2800.00	2450.00	5.36	20.41
		SKT	2980.00	2800.00	2450.00	6.43	21.63
		GJT	3000.00	2840.00	2430.00	5.63	23.46
		KAR	2800.00	2800.00	2300.00	0.00	21.74
		HYD	2880.00	2720.00	2280.00	5.88	26.32
		MPK	2880.00	2730.00	2300.00	5.49	25.22
		PSH	2900.00	2820.00	2410.00	2.84	20.33

Contd.

7.10 Intercity Wholesale Prices of Selected Commodities

Group/Commodity/Item Specification	Unit	City	Prices (Rs.)			% Change in March, 2019 Over	
			Mar., 2019	Feb., 2019	Mar., 2018	Feb., 2019	Mar., 2018
2352002. GUR AVG. QLTY.	40 KG.	MNG	2980.00	2600.00	2450.00	14.62	21.63
		QTA	2960.00	2760.00	2400.00	7.25	23.33
		LAH	3200.00	3100.00	2100.00	3.23	52.38
		MUL	2850.00	2570.00	1550.00	10.89	83.87
		SAR	2825.00	2700.00	1935.00	4.63	45.99
		SKT	3200.00	2800.00	3000.00	14.29	6.67
		KSR	2975.00	2900.00	1700.00	2.59	75.00
		KAR	2760.00	2760.00	1740.00	0.00	58.62
		HYD	2600.00	2600.00	1850.00	0.00	40.54
		SKR	2660.00	2480.00	1900.00	7.26	40.00
		PSH	2850.00	2800.00	2500.00	1.79	14.00
		MNG	2800.00	3000.00	2800.00	-6.67	0.00
QTA	3200.00	3200.00	3200.00	0.00	0.00		
042. Chocolate							
2366001. CHOCOLATE CANDY (NOW)	DOZ.	LAH	52.00	52.00	52.00	0.00	0.00
		RAW	54.50	54.50	54.50	0.00	0.00
		BPR	55.00	55.00	55.00	0.00	0.00
		KSR	52.00	52.00	52.00	0.00	0.00
		KAR	54.00	54.00	54.00	0.00	0.00
		PSH	52.00	52.00	52.00	0.00	0.00
		QTA	54.00	54.00	54.00	0.00	0.00
043. Sugar Confectionary							
2367001. TOFFEE (HILAL)	DOZ.	LAH	18.00	18.00	18.00	0.00	0.00
		RAW	21.00	20.00	20.00	5.00	5.00
		GUJ	10.00	10.00	10.00	0.00	0.00
		SKT	10.00	10.00	10.00	0.00	0.00
		BPR	10.28	10.28	10.28	0.00	0.00
		KSR	18.00	18.00	18.00	0.00	0.00
		KAR	10.00	10.00	10.00	0.00	0.00
		HYD	10.00	10.00	10.00	0.00	0.00
		LRK	15.00	15.00	15.00	0.00	0.00
		PSH	10.00	10.00	10.58	0.00	-5.48
		QTA	10.00	10.00	10.00	0.00	0.00
044. Coffee & Tea							
2391301. TEA LIPTON YELLOW LABEL 200 G.PKT	06 PKT.	LAH	1260.00	1260.00	1110.00	0.00	13.51
		FAS	1178.94	1189.47	1052.63	-0.89	12.00
		RAW	1185.00	1185.00	1025.00	0.00	15.61
		MUL	1198.50	1198.50	1050.00	0.00	14.14
		SKT	1263.16	1263.16	1111.39	0.00	13.66
		KAR	1140.00	1140.00	1140.00	0.00	0.00
		HYD	1263.15	1263.15	1110.00	0.00	13.80
		SKR	1230.00	1230.00	1098.72	0.00	11.95
		PSH	1224.00	1224.00	1020.00	0.00	20.00
		MNG	1128.00	1128.00	1050.00	0.00	7.43
		QTA	1296.00	1296.00	1110.00	0.00	16.76
2391302. TEA SUPREME 200 G. PKT.	06 PKT.	LAH	1050.00	1050.00	992.00	0.00	5.85
		FAS	968.42	978.94	936.84	-1.07	3.37
		RAW	1027.50	1027.50	915.00	0.00	12.30
		MUL	998.40	998.40	936.00	0.00	6.67
		SKT	1051.58	1051.58	994.00	0.00	5.79
		KAR	1016.82	1016.82	1016.82	0.00	0.00
		HYD	990.00	990.00	990.00	0.00	0.00
		SKR	1020.00	891.00	891.00	14.48	14.48
		PSH	970.00	970.00	830.00	0.00	16.87
		MNG	1060.00	1060.00	1060.00	0.00	0.00
		QTA	760.00	760.00	1020.00	0.00	-25.49
2391303. TEA LOOSE	KG.	LAH	500.00	500.00	425.00	0.00	17.65
		FAS	605.00	590.00	520.00	2.54	16.35

Contd.

7.10 Intercity Wholesale Prices of Selected Commodities

Group/Commodity/Item Specification	Unit	City	Prices (Rs.)			% Change in March, 2019 Over	
			Mar., 2019	Feb., 2019	Mar., 2018	Feb., 2019	Mar., 2018
		RAW	695.00	695.00	695.00	0.00	0.00
		MUL	575.00	575.00	490.00	0.00	17.35
		SKT	500.00	500.00	500.00	0.00	0.00
		GJT	630.00	630.00	600.00	0.00	5.00
		KAR	545.00	545.00	560.00	0.00	-2.68
		HYD	590.00	590.00	590.00	0.00	0.00
		SKR	560.00	560.00	495.00	0.00	13.13
		MPK	580.00	580.00	545.00	0.00	6.42
		PSH	630.00	630.00	570.00	0.00	10.53
		MNG	640.00	600.00	680.00	6.67	-5.88
		QTA	600.00	600.00	410.00	0.00	46.34
2391304. TEA TAPAL MIXTURE (200 G) PKT.	06 PKT	LAH	1105.00	1105.00	1015.00	0.00	8.87
		FAS	1073.68	1073.68	1089.47	0.00	-1.45
		RAW	1025.00	1025.00	1010.00	0.00	1.49
		MUL	1074.00	1074.00	1015.98	0.00	5.71
		KAR	1045.00	1045.00	1045.00	0.00	0.00
		HYD	1168.00	1168.00	1068.00	0.00	9.36
		PSH	1140.00	1140.00	960.00	0.00	18.75
		MNG	1074.00	1074.00	970.00	0.00	10.72
		QTA	1110.00	1110.00	1074.00	0.00	3.35
045. Spices							
2392101. BLACK PEPPER 50 G.PKT.(NATIONAL)	EACH	LAH	103.00	103.00	100.00	0.00	3.00
		RAW	97.50	97.50	97.50	0.00	0.00
		MUL	102.23	102.23	102.23	0.00	0.00
		SKT	86.89	86.89	86.89	0.00	0.00
		KAR	105.00	105.00	105.00	0.00	0.00
		HYD	110.00	110.00	110.00	0.00	0.00
		MPK	102.50	102.50	100.00	0.00	2.50
		PSH	105.00	105.00	102.00	0.00	2.94
		MNG	110.00	110.00	110.00	0.00	0.00
		QTA	120.00	120.00	120.00	0.00	0.00
2392201. RED CHILLIES(200 G PKT.NATIONAL)	EACH	LAH	137.00	137.00	105.00	0.00	30.48
		FAS	133.50	130.00	96.32	2.69	38.60
		RAW	139.00	139.00	109.50	0.00	26.94
		MUL	136.37	136.37	95.52	0.00	42.77
		SKT	95.52	95.52	95.52	0.00	0.00
		KAR	100.00	100.00	100.00	0.00	0.00
		HYD	150.00	150.00	120.00	0.00	25.00
		MPK	96.50	96.50	96.50	0.00	0.00
		PSH	139.00	139.00	110.00	0.00	26.36
		MNG	106.00	106.00	106.00	0.00	0.00
		QTA	146.00	146.00	116.00	0.00	25.86
2392402. CORRIANDER PWD.200 G. PKT.NAT.	EACH	LAH	115.00	115.00	87.96	0.00	30.74
		FAS	93.33	93.33	94.23	0.00	-0.96
		RAW	117.50	117.50	91.50	0.00	28.42
		MUL	117.56	117.56	97.13	0.00	21.03
		SKT	70.78	118.00	70.78	-40.02	0.00
		KAR	117.00	117.00	90.00	0.00	30.00
		HYD	130.00	130.00	104.00	0.00	25.00
		MPK	120.00	120.00	68.41	0.00	75.41
		PSH	122.00	120.00	90.00	1.67	35.56
		MNG	58.00	100.00	58.00	-42.00	0.00
		QTA	113.00	113.00	103.00	0.00	9.71
2392601. CLOVES	40 KG.	LAH	50000.00	50000.00	49500.00	0.00	1.01
		RAW	46750.00	46750.00	45250.00	0.00	3.31
		MUL	44000.00	44000.00	43000.00	0.00	2.33
		KAR	51000.00	51000.00	47000.00	0.00	8.51
		HYD	48000.00	48000.00	48000.00	0.00	0.00

Contd.

7.10 Intercity Wholesale Prices of Selected Commodities

Group/Commodity/Item Specification	Unit	City	Prices (Rs.)			% Change in March, 2019 Over	
			Mar., 2019	Feb., 2019	Mar., 2018	Feb., 2019	Mar., 2018
		MPK	48000.00	48000.00	42000.00	0.00	14.29
		PSH	56000.00	56000.00	52000.00	0.00	7.69
		QTA	51000.00	51000.00	51000.00	0.00	0.00
046. Other Food Products							
2399401. VINEGAR SYNTHETIC (SIRKA)	DOZ.	LAH	900.00	900.00	780.00	0.00	15.38
		RAW	910.00	910.00	875.00	0.00	4.00
		KAR	625.00	625.00	625.00	0.00	0.00
		PSH	660.00	660.00	660.00	0.00	0.00
		QTA	960.00	960.00	900.00	0.00	6.67
2399901. TURMERIC POWDER(50 G.PKT.NATIONAL)	EACH	LAH	36.00	36.00	31.50	0.00	14.29
		FAS	35.42	31.96	31.96	10.83	10.83
		RAW	35.00	35.00	30.00	0.00	16.67
		MUL	36.22	36.22	31.69	0.00	14.29
		SKT	31.69	31.69	31.69	0.00	0.00
		KAR	34.00	34.00	34.00	0.00	0.00
		HYD	40.00	40.00	35.00	0.00	14.29
		SKR	31.69	31.69	31.69	0.00	0.00
		MPK	36.00	36.00	32.00	0.00	12.50
		PSH	35.00	35.00	32.00	0.00	9.38
		MNG	32.50	32.50	32.50	0.00	0.00
		QTA	30.00	30.00	30.00	0.00	0.00
047. Mineral Water							
2441001. MINERAL WATER NESTLE(1.5 LTR)	DOZ.	LAH	570.00	570.00	570.00	0.00	0.00
		FAS	480.00	460.00	500.00	4.35	-4.00
		RAW	522.50	522.50	522.50	0.00	0.00
		MUL	542.00	542.00	542.00	0.00	0.00
		GUJ	600.00	600.00	600.00	0.00	0.00
		SKT	419.00	419.00	419.00	0.00	0.00
		KAR	499.00	499.00	499.00	0.00	0.00
		HYD	574.83	574.83	574.83	0.00	0.00
		SKR	516.00	480.00	480.00	7.50	7.50
		MPK	510.00	510.00	510.00	0.00	0.00
		PSH	500.00	500.00	500.00	0.00	0.00
		QTA	576.00	576.00	576.00	0.00	0.00
048. Beverages							
2449001. COCA COLA(CRATE OF 24 BOTTLES)	EACH	LAH	442.00	442.00	442.00	0.00	0.00
		FAS	445.00	445.00	445.00	0.00	0.00
		RAW	405.00	405.00	405.00	0.00	0.00
		MUL	420.00	420.00	420.00	0.00	0.00
		SKT	444.00	444.00	444.00	0.00	0.00
		GJT	444.00	444.00	444.00	0.00	0.00
		KAR	444.00	444.00	444.00	0.00	0.00
		HYD	444.00	444.00	444.00	0.00	0.00
		SKR	432.00	432.00	432.00	0.00	0.00
		MPK	390.00	390.00	390.00	0.00	0.00
		PSH	450.00	450.00	440.00	0.00	2.27
		BNU	475.00	475.00	475.00	0.00	0.00
		MNG	430.00	430.00	450.00	0.00	-4.44
		QTA	648.00	648.00	480.00	0.00	35.00
2449002. SEVEN UP (CRATE OF 24 BOTTLES)	EACH	LAH	442.00	442.00	442.00	0.00	0.00
		FAS	445.00	445.00	445.00	0.00	0.00
		RAW	405.00	405.00	405.00	0.00	0.00
		MUL	400.00	400.00	400.00	0.00	0.00
		SKT	444.00	444.00	444.00	0.00	0.00
		GJT	444.00	444.00	444.00	0.00	0.00
		KAR	444.00	444.00	444.00	0.00	0.00
		HYD	444.00	444.00	444.00	0.00	0.00
		SKR	432.00	432.00	432.00	0.00	0.00

Contd.

7.10 Intercity Wholesale Prices of Selected Commodities

Group/Commodity/Item Specification	Unit	City	Prices (Rs.)			% Change in March, 2019 Over	
			Mar., 2019	Feb., 2019	Mar., 2018	Feb., 2019	Mar., 2018
		MPK	390.00	390.00	390.00	0.00	0.00
		PSH	450.00	450.00	440.00	0.00	2.27
		BNU	475.00	475.00	475.00	0.00	0.00
		MNG	420.00	420.00	450.00	0.00	-6.67
		QTA	648.00	648.00	480.00	0.00	35.00
2449003. MAKKA COLA (CRATE OF 24 BOTTLES)	EACH	MUL	280.00	280.00	280.00	0.00	0.00
		GUJ	280.00	280.00	280.00	0.00	0.00
		SKT	270.00	270.00	270.00	0.00	0.00
		PSH	410.00	410.00	410.00	0.00	0.00
		BNU	322.00	322.00	322.00	0.00	0.00
		MNG	322.00	322.00	322.00	0.00	0.00
2449004. PEPSI COLA (CRATE OF 24 BOTTLES)	EACH	LAH	442.00	442.00	442.00	0.00	0.00
		FAS	445.00	445.00	445.00	0.00	0.00
		RAW	405.00	405.00	405.00	0.00	0.00
		MUL	400.00	400.00	400.00	0.00	0.00
		SKT	444.00	444.00	444.00	0.00	0.00
		GJT	444.00	444.00	444.00	0.00	0.00
		KAR	444.00	444.00	444.00	0.00	0.00
		HYD	444.00	444.00	444.00	0.00	0.00
		SKR	432.00	432.00	432.00	0.00	0.00
		PSH	450.00	450.00	440.00	0.00	2.27
		BNU	475.00	475.00	475.00	0.00	0.00
		MNG	420.00	420.00	450.00	0.00	-6.67
		QTA	648.00	648.00	450.00	0.00	44.00
049. Tobacco Products							
2502001. CIGARETTES K-2 10'S (FILTER)	1000	KAR	3000.00	3000.00	2400.00	0.00	25.00
2502002. CIGARETTES MELBOURNE	1000	KAR	3000.00	3000.00	2400.00	0.00	25.00
2502003. CIGARETTES CAPSTAN LSFT 10 SS	1000	KAR	3000.00	3000.00	2400.00	0.00	25.00
2502004. CIGARETTES GOLD LEAF (KSFT) 20	1000	KAR	7000.00	7000.00	6250.00	0.00	12.00
3b) Textiles & Apparels							
050. Cotton Yarn							
2636001. COTTON YARN 10/1 POPULAR FIBER	10 LB.	KAR	1317.50	1300.00	1050.00	1.35	25.48
2636002. COTTON YARN 16/1 MGM	10 LB.	KAR	1500.00	1500.00	1270.00	0.00	18.11
2636003. COTTON YARN 21/1 SURIYA TEXTILE	10 LB.	KAR	1560.00	1560.00	1360.00	0.00	14.71
2636004. COTTON YARN 42/1 ABDULLAH TEXTILE	10 LB.	KAR	2300.00	2300.00	1820.00	0.00	26.37
2636005. COTTON YARN 20/2 BAJWA	10 LB.	KAR	1630.00	1630.00	1450.00	0.00	12.41
051. Nylon Yarn							
2643001. NYLON YARN RUPALI(PAK)50/72/00	LB.	KAR	90.00	90.00	90.00	0.00	0.00
2643002. NYLON YARN GRATON 50/36/00FLAT	LB.	KAR	70.00	70.00	70.00	0.00	0.00
2643003. NYLON YARN GRATON 75/48/0 DTY	LB.	KAR	103.00	103.00	103.00	0.00	0.00
052. Blended Yarn							
2645001. BLND.YARN 30/1 A.A TEX.Z.TW PVC	LB.	KAR	151.00	148.50	130.00	1.68	16.15
2645002. BLND.YARN 40/1 SANA	LB.	KAR	138.00	138.00	138.00	0.00	0.00
2645003. BLND.YARN 60/1 PP AGAR	LB.	KAR	124.00	124.00	124.00	0.00	0.00
2645004. BLND.YARN 30/1 A.A TEX.COMBED	LB.	KAR	178.00	178.00	149.00	0.00	19.46
2645005. BLND.YARN 40/1 A.A. TEXTILE	LB.	KAR	143.00	143.00	143.00	0.00	0.00
053. Woven Fabrics							
2654001. LIGHT WEIGHT WORSTED (L.PUR)	MTR.	LAH	1025.00	1025.00	975.00	0.00	5.13
		RAW	1775.00	1775.00	1475.00	0.00	20.34
		KAR	1850.00	1850.00	1850.00	0.00	0.00
2654002. HEAVY WEIGHT SUITING (L.PUR)	MTR.	LAH	2025.00	2025.00	1925.00	0.00	5.19
		RAW	1900.00	1900.00	1675.00	0.00	13.43
		KAR	2750.00	2750.00	2750.00	0.00	0.00
2654003. TWEED (LAWRENCEPUR)	MTR.	LAH	1200.00	1200.00	1125.00	0.00	6.67
		RAW	1775.00	1775.00	1475.00	0.00	20.34
		KAR	2250.00	2250.00	2250.00	0.00	0.00

Contd.

7.10 Intercity Wholesale Prices of Selected Commodities

Group/Commodity/Item Specification	Unit	City	Prices (Rs.)			% Change in March, 2019 Over			
			Mar., 2019	Feb., 2019	Mar., 2018	Feb., 2019	Mar., 2018		
2654004. WORSTED (LAWRENCEPUR)	MTR.	LAH	1225.00	1225.00	1175.00	0.00	4.26		
		RAW	1850.00	1850.00	1525.00	0.00	21.31		
		KAR	2100.00	2100.00	2100.00	0.00	0.00		
054. Cotton Fabrics									
2662001. LATHA GUL AHMED 90000 SUP. QLTY.	40 MTR.	LAH	9250.00	9250.00	8900.00	0.00	3.93		
		FAS	10400.00	10000.00	9047.00	4.00	14.96		
		RAW	6700.00	6700.00	6550.00	0.00	2.29		
		MUL	9600.00	9450.00	8500.00	1.59	12.94		
		KAR	8500.00	8500.00	8500.00	0.00	0.00		
		HYD	8000.00	8000.00	8000.00	0.00	0.00		
2662002. LATHA PRESIDENT SUP. QLTY.	40 MTR.	LAH	3750.00	3750.00	3700.00	0.00	1.35		
		MUL	8200.00	8100.00	7000.00	1.23	17.14		
		KAR	3682.50	3682.50	3682.50	0.00	0.00		
2662003. LATHA MAST QALANDER SUP. QLTY.	40 MTR.	MUL	5680.00	5680.00	5300.00	0.00	7.17		
2662004. LATHA MUGHAL-E-AZAM SUP. QLTY.	40 MTR.	KAR	2810.00	2810.00	2810.00	0.00	0.00		
		LAH	5000.00	5000.00	4200.00	0.00	19.05		
		FAS	6600.00	6285.00	7619.00	5.01	-13.37		
		RAW	6200.00	5900.00	5750.00	5.08	7.83		
		MUL	7000.00	7000.00	6200.00	0.00	12.90		
		KAR	5300.00	5300.00	5300.00	0.00	0.00		
2662004. LATHA MUGHAL-E-AZAM SUP. QLTY.	40 MTR.	HYD	7000.00	7000.00	7000.00	0.00	0.00		
		055. Other Fabrics							
		2669001. LAWN AVG. QLTY.	MTR.	LAH	81.00	81.00	81.00	0.00	0.00
				FAS	117.50	95.00	92.50	23.68	27.03
				RAW	138.75	122.50	122.50	13.27	13.27
				MUL	145.00	145.00	125.00	0.00	16.00
KAR	130.00			130.00	130.00	0.00	0.00		
HYD	140.00			140.00	140.00	0.00	0.00		
SKR	80.00			80.00	80.00	0.00	0.00		
QTA	160.00			160.00	160.00	0.00	0.00		
2669002. LAWN SUP. QLTY.	MTR.			LAH	217.50	217.50	217.50	0.00	0.00
				FAS	215.00	202.00	190.00	6.44	13.16
		RAW	240.63	225.00	225.00	6.95	6.95		
		MUL	180.00	180.00	180.00	0.00	0.00		
		KAR	275.00	275.00	275.00	0.00	0.00		
		QTA	175.00	175.00	175.00	0.00	0.00		
2669003. GREY CLOTH 52"	MTR.	LAH	65.00	65.00	50.00	0.00	30.00		
		FAS	62.50	62.50	62.50	0.00	0.00		
		RAW	41.00	41.00	41.00	0.00	0.00		
		MUL	117.50	117.50	117.50	0.00	0.00		
		KAR	69.50	69.50	69.50	0.00	0.00		
		LRK	110.00	110.00	110.00	0.00	0.00		
2669004. GREY CLOTH 98"	MTR.	LAH	90.00	90.00	82.50	0.00	9.09		
		FAS	122.50	122.50	122.50	0.00	0.00		
		KAR	130.00	130.00	130.00	0.00	0.00		
2669005. DRILL DYED	MTR.	LAH	75.50	75.50	75.50	0.00	0.00		
		FAS	130.00	130.00	120.00	0.00	8.33		
		RAW	37.50	37.50	37.50	0.00	0.00		
		KAR	141.00	141.00	141.00	0.00	0.00		
		QTA	68.00	68.00	68.00	0.00	0.00		
056. Silk & Reyon Fabrics									
2679001. KT. SHIRTING AL-KARAM SUP. QLTY.	MTR.	LAH	95.00	95.00	87.50	0.00	8.57		
		RAW	132.50	132.50	132.50	0.00	0.00		
		KAR	135.00	135.00	135.00	0.00	0.00		
2679002. KT. SHIRTING TOYOBO SUP. QLTY.	MTR.	FAS	220.00	220.00	220.00	0.00	0.00		

Contd.

7.10 Intercity Wholesale Prices of Selected Commodities

Group/Commodity/Item Specification	Unit	City	Prices (Rs.)			% Change in March, 2019 Over	
			Mar., 2019	Feb., 2019	Mar., 2018	Feb., 2019	Mar., 2018
		RAW	132.50	132.50	132.50	0.00	0.00
		MUL	85.00	85.00	85.00	0.00	0.00
		KAR	92.50	92.50	92.50	0.00	0.00
		QTA	73.00	73.00	73.00	0.00	0.00
2679003. WOOLY FLAT	MTR.	LAH	52.50	52.50	52.50	0.00	0.00
		KAR	39.00	39.00	39.00	0.00	0.00
		QTA	62.50	62.50	62.50	0.00	0.00
2679004. SILK AVG. QLTY.	MTR.	LAH	87.50	87.50	72.50	0.00	20.69
		RAW	57.50	57.50	57.50	0.00	0.00
		MUL	95.00	95.00	95.00	0.00	0.00
		KAR	41.00	41.00	41.00	0.00	0.00
		SKR	45.00	45.00	45.00	0.00	0.00
		QTA	55.00	55.00	55.00	0.00	0.00
2679005. SILK SUP. QLTY.	MTR.	LAH	135.00	135.00	102.50	0.00	31.71
		FAS	122.50	122.50	95.00	0.00	28.95
		RAW	95.00	95.00	95.00	0.00	0.00
		QTA	75.00	75.00	75.00	0.00	0.00
2679006. LINEN STAR MILL KARACHI	MTR.	LAH	150.00	150.00	127.50	0.00	17.65
		KAR	140.00	140.00	140.00	0.00	0.00
		QTA	100.00	100.00	100.00	0.00	0.00
057. Towels							
2684001. TOWEL MED SIZE AVG. QLTY.	DOZ.	LAH	1900.00	1900.00	1825.00	0.00	4.11
		FAS	2100.00	2100.00	1900.00	0.00	10.53
		KSR	1900.00	1900.00	1825.00	0.00	4.11
		KAR	2300.00	2300.00	2300.00	0.00	0.00
		SKR	2040.00	2040.00	2040.00	0.00	0.00
		PSH	2400.00	2400.00	2400.00	0.00	0.00
		QTA	2900.00	2900.00	1620.00	0.00	79.01
058. Blankets							
2711001. BLANKET MOONLITE SINGLE	EACH	LAH	2400.00	2400.00	2400.00	0.00	0.00
		RAW	3275.00	3275.00	3075.00	0.00	6.50
		KAR	2900.00	2900.00	2650.00	0.00	9.43
2711002. BLANKET MOONLITE DOUBLE	EACH	LAH	3000.00	3000.00	3000.00	0.00	0.00
		RAW	3750.00	3750.00	3475.00	0.00	7.91
		KAR	4350.00	4350.00	4250.00	0.00	2.35
059. Bed Sheets							
2712001. BED SHEET COTTON SINGLE AVG. QLTY.	DOZ.	LAH	3800.00	3800.00	3760.00	0.00	1.06
		FAS	4300.00	4300.00	4300.00	0.00	0.00
		KAR	4680.00	4680.00	4350.00	0.00	7.59
		SKR	4800.00	4800.00	3960.00	0.00	21.21
		PSH	4000.00	4000.00	4000.00	0.00	0.00
		QTA	3600.00	3600.00	3600.00	0.00	0.00
2712002. BED SHEET COTTON DOUBLE AVG. QLTY.	DOZ.	LAH	6300.00	6300.00	6250.00	0.00	0.80
		FAS	5100.00	5100.00	4950.00	0.00	3.03
		KAR	7050.00	7050.00	6750.00	0.00	4.44
		SKR	9000.00	9000.00	7800.00	0.00	15.38
		PSH	9600.00	9600.00	9600.00	0.00	0.00
		QTA	4500.00	4500.00	4500.00	0.00	0.00
060. Quilts							
2718001. READY MADE QUILT	EACH	LAH	1000.00	1000.00	950.00	0.00	5.26
		RAW	975.00	975.00	875.00	0.00	11.43
		KAR	1075.00	1075.00	1075.00	0.00	0.00
		PSH	900.00	900.00	900.00	0.00	0.00
		QTA	1000.00	1000.00	1000.00	0.00	0.00
061. Woolen Carpets							
2721001. WOOLEN CARPET	SQ.FT.	LAH	105.00	105.00	105.00	0.00	0.00
		KAR	60.00	60.00	60.00	0.00	0.00

Contd.

7.10 Intercity Wholesale Prices of Selected Commodities

Group/Commodity/Item Specification	Unit	City	Prices (Rs.)			% Change in March, 2019 Over	
			Mar., 2019	Feb., 2019	Mar., 2018	Feb., 2019	Mar., 2018
062. Synthetic Carpets							
2729001. SYNTHETIC CARPET	SQ.FT.	LAH	32.50	32.50	32.50	0.00	0.00
		RAW	27.50	27.50	26.50	0.00	3.77
		KAR	49.00	49.00	49.00	0.00	0.00
		QTA	46.50	46.50	46.50	0.00	0.00
063. Hosiery Products							
2821001. UNDER WEAR MED. SIZE AVG. QLTY.	DOZ.	LAH	1380.00	1380.00	1270.00	0.00	8.66
		FAS	900.00	900.00	900.00	0.00	0.00
		RAW	1975.00	1975.00	1937.50	0.00	1.94
		KAR	1140.00	1140.00	1140.00	0.00	0.00
		SKR	960.00	960.00	960.00	0.00	0.00
		PSH	1440.00	1440.00	1440.00	0.00	0.00
		QTA	900.00	900.00	540.00	0.00	66.67
2821002. VEST (BANYAN)MED. SIZE AVG. QLTY.	DOZ.	LAH	1400.00	1400.00	1310.00	0.00	6.87
		FAS	1020.00	1020.00	1020.00	0.00	0.00
		RAW	1975.00	1975.00	1937.50	0.00	1.94
		KAR	1260.00	1260.00	1260.00	0.00	0.00
		SKR	1320.00	1320.00	1320.00	0.00	0.00
		PSH	1470.00	1470.00	1470.00	0.00	0.00
		QTA	1020.00	1020.00	720.00	0.00	41.67
2821003. SOCKS NYLON MIXED GENTS SUP. QLTY.	DOZ.	LAH	720.00	720.00	660.00	0.00	9.09
		FAS	780.00	780.00	780.00	0.00	0.00
		RAW	812.50	812.50	812.50	0.00	0.00
		KAR	930.00	930.00	930.00	0.00	0.00
		SKR	960.00	960.00	900.00	0.00	6.67
		PSH	625.00	625.00	625.00	0.00	0.00
		QTA	900.00	900.00	620.00	0.00	45.16
2821004. SOCKS COTTON GENTS AVG. QLTY.	DOZ.	LAH	1125.00	1125.00	1087.50	0.00	3.45
		FAS	780.00	780.00	510.00	0.00	52.94
		KAR	702.00	702.00	702.00	0.00	0.00
064. Readymade Garments							
2823101. PANTS GENTS (W&W) AVG. QLTY.	DOZ.	LAH	5350.00	5350.00	4750.00	0.00	12.63
		RAW	7900.00	7900.00	7900.00	0.00	0.00
		KAR	5730.00	5730.00	5730.00	0.00	0.00
2823102. SHORT	DOZ.	LAH	1250.00	1250.00	1250.00	0.00	0.00
		KAR	2280.00	2280.00	1350.00	0.00	68.89
		HYD	1800.00	1800.00	1800.00	0.00	0.00
2823103. AWAMI SUIT(W&W) AVG. QLTY.	DOZ.	LAH	10000.00	10000.00	10000.00	0.00	0.00
		RAW	14350.00	14350.00	14350.00	0.00	0.00
		KAR	11700.00	11700.00	7900.00	0.00	48.10
		QTA	7400.00	6400.00	6600.00	15.63	12.12
2823201. SHIRT GENTS (W&W) AVG. QLTY.	DOZ.	LAH	3700.00	3700.00	3225.00	0.00	14.73
		RAW	4375.00	4375.00	4375.00	0.00	0.00
		KAR	4740.00	4740.00	3540.00	0.00	33.90
2823301. GIRL'S FROCK (W&W)	DOZ.	LAH	8750.00	8750.00	8750.00	0.00	0.00
		RAW	12825.00	12825.00	12825.00	0.00	0.00
		KAR	8100.00	8100.00	7500.00	0.00	8.00
3c) Leather Products							
065. Leather Without Hair							
2912001. SOLE LEATHER 5 MM GR-1	KG.	SAH	670.00	665.00	650.00	0.75	3.08
		KSR	510.00	510.00	425.00	0.00	20.00
2912002. SOLE LEATHER 4.5 MM GR-1	KG.	SAH	700.00	700.00	675.00	0.00	3.70
		KSR	550.00	550.00	490.00	0.00	12.24
2912003. SOLE LEATHER 4 MM GR-1	KG.	SAH	720.00	715.00	700.00	0.70	2.86
		KSR	570.00	570.00	510.00	0.00	11.76
066. Other Leather N.E.C							
2913001. CHROME LEATHER COW ANALINE GR-I	DM.	SAH	21.52	19.37	18.29	11.10	17.66
		KSR	90.00	80.00	20.45	12.50	340.10

Contd.

7.10 Intercity Wholesale Prices of Selected Commodities

Group/Commodity/Item Specification	Unit	City	Prices (Rs.)			% Change in March, 2019 Over	
			Mar., 2019	Feb., 2019	Mar., 2018	Feb., 2019	Mar., 2018
2913002. CHROME LEATHER COW ANALINE GR-II	DM.	SAH	19.37	18.29	17.22	5.90	12.49
		KSR	70.00	60.00	18.22	16.67	284.19
2913003. CHROME LEATHER BUFF CALF (SUP)	DM.	SAH	19.91	17.76	16.68	12.11	19.36
		KSR	70.00	60.00	18.00	16.67	288.89
2913004. CHROME LEATHER BUFF CALF (B)	DM.	SAH	18.29	17.22	16.14	6.21	13.32
		KSR	70.00	60.00	15.00	16.67	366.67
067. Footwears							
2933001. GENTS SHOES PAUL BATA	PAIR	LAH	818.23	818.23	818.23	0.00	0.00
2933002. GENTS SANDAL BATA	PAIR	LAH	572.51	572.51	572.51	0.00	0.00
2933003. GENTS SLATE CHAPPAL BATA	PAIR	LAH	110.08	110.08	110.08	0.00	0.00
2933004. LADIES SANDAL BATA (EMOZIAN)	PAIR	LAH	490.61	490.61	490.61	0.00	0.00
2933005. LADIES SPOUNG CHAPPAL BATA(TROPICAL)	PAIR	LAH	146.27	146.27	109.52	0.00	33.56
2933006. CHILD SHOE POWER LIFE BATA	PAIR	LAH	818.23	818.23	550.00	0.00	48.77
2933007. GENTS SHOES ART 1109 SERVIS	PAIR	LAH	477.00	477.00	477.00	0.00	0.00
2933008. CHEETAH 50 SIZE 3.5	PAIR	LAH	1425.00	1425.00	1091.00	0.00	30.61
2933009. SERVIS SHOES WOMEN	PAIR	LAH	370.00	370.00	370.00	0.00	0.00
2933010. SERVIS SHOES CHILDREN	PAIR	LAH	299.00	299.00	257.00	0.00	16.34
4. Other Transportable Goods							
068. Timber							
3131001. TIMBER SHEESHAM	CMT.	LAH	82988.50	82988.50	79456.00	0.00	4.45
		RAW	85640.50	85640.50	78575.00	0.00	8.99
		KAR	61000.00	61000.00	59000.00	0.00	3.39
		PSH	56503.00	56503.00	56503.00	0.00	0.00
		QTA	55582.00	55582.00	55582.00	0.00	0.00
3131002. TIMBER KERUING PINE WOOD	CMT.	RAW	76809.50	76809.50	69746.50	0.00	10.13
		KAR	59000.00	59000.00	59000.00	0.00	0.00
3131003. TIMBER PERTAL	CMT.	LAH	44142.00	44142.00	44142.00	0.00	0.00
		RAW	62683.50	62683.50	55620.50	0.00	12.70
		KAR	43000.00	43000.00	43000.00	0.00	0.00
		PSH	56496.00	56496.00	56496.00	0.00	0.00
		QTA	31050.00	31050.00	31050.00	0.00	0.00
3131004. TIMBER CHIR	CMT.	LAH	42377.00	42377.00	42377.00	0.00	0.00
		RAW	55622.00	55622.00	52089.00	0.00	6.78
		KAR	34500.00	34500.00	34500.00	0.00	0.00
3131005. TIMBER DEODAR	CMT.	RAW	119187.00	119187.00	114772.50	0.00	3.85
		KAR	112500.00	112500.00	112500.00	0.00	0.00
		PSH	105938.00	105938.00	105938.00	0.00	0.00
		QTA	88000.00	88000.00	88000.00	0.00	0.00
3131006. TIMBER TEAK WOOD	CMT.	LAH	211884.00	211884.00	211884.00	0.00	0.00
		KAR	155000.00	155000.00	155000.00	0.00	0.00
069. Printing Paper							
3212901. OFFSET PAPER FLYING FINISH	KG.	KAR	82.00	82.00	82.00	0.00	0.00
3212902. ART PAPER "LEYKAM"/CHINA	KG.	KAR	115.00	115.00	115.00	0.00	0.00
3212903. PRINTING PAPER ROYAL CENTURY	KG.	KAR	90.00	90.00	90.00	0.00	0.00
3212904. PHOTOSTAT PAPER 210X297 A-4(80GM)	KG.	KAR	560.00	560.00	401.25	0.00	39.56
070. Hard Board							
3213301. KRAFT LINES BOARD (BRAZIL-125)	KG.	KAR	140.00	140.00	108.00	0.00	29.63
071. Coke							
3310001. COKE	MT.	KAR	60000.00	60000.00	60000.00	0.00	0.00
072. Motor Spirit							
3331001. MOTOR SPRIT 87 RON	LTR.	KAR	92.83	90.32	88.01	2.78	5.48
073. Diesel Oil							
3333001. DIESEL OIL LIGHT SPEED (BULK)	LTR.	KAR	77.48	74.97	65.23	3.35	18.78
3333002. DIESEL OIL HIGH SPEED(BULK)	LTR.	KAR	111.29	106.54	98.39	4.46	13.11
074. Kerosine Oil							
3334001. KEROSENE OIL	LTR.	KAR	86.31	82.31	76.32	4.86	13.09
075. Furnace Oil							
3337001. HIGH SULPHER FURNACE OIL(HSFO)	MT.	KAR	66742.50	60940.00	45750.00	9.52	45.89

Contd.

7.10 Intercity Wholesale Prices of Selected Commodities

Group/Commodity/Item Specification	Unit	City	Prices (Rs.)			% Change in March, 2019 Over	
			Mar., 2019	Feb., 2019	Mar., 2018	Feb., 2019	Mar., 2018
076. Mobil Oil							
3338001. HAVOLINE MOBIL OIL PETROL ENGN.	4 LTR.	FAS	2300.00	2300.00	1950.00	0.00	17.95
		RAW	2025.00	2025.00	1987.50	0.00	1.89
		MUL	1600.00	1600.00	1600.00	0.00	0.00
		GJT	1749.00	1749.00	1749.00	0.00	0.00
		KAR	2145.00	2145.00	2030.00	0.00	5.67
		PSH	1900.00	1900.00	1880.00	0.00	1.06
		QTA	1670.00	1670.00	1670.00	0.00	0.00
3338002. HAVOLINE MOBIL OIL CNG ENGN.	4 LTR.	FAS	1900.00	1900.00	1600.00	0.00	18.75
		RAW	1987.50	1987.50	1962.50	0.00	1.27
		MUL	1550.00	1550.00	1550.00	0.00	0.00
		GJT	1749.00	1749.00	1749.00	0.00	0.00
		KAR	2245.00	2245.00	1825.00	0.00	23.01
		PSH	2300.00	2300.00	2060.00	0.00	11.65
		QTA	1725.00	1725.00	1725.00	0.00	0.00
077. Chemicals							
3414001. STEARIC ACID	LB.	LAH	86.26	86.26	95.70	0.00	-9.86
		KAR	82.50	82.50	83.00	0.00	-0.60
3414002. ACETIC ACID	LB.	LAH	81.00	81.00	43.50	0.00	86.21
		KAR	61.00	61.00	44.00	0.00	38.64
		PSH	84.00	84.00	68.00	0.00	23.53
3414003. TARTARIC POWDER	50 KG.	LAH	20000.00	20000.00	17000.00	0.00	17.65
		KAR	18500.00	18500.00	3700.00	0.00	400.00
3414004. CITRIC ACID	50 KG.	LAH	6600.00	6600.00	6800.00	0.00	-2.94
		KAR	7250.00	7250.00	6125.00	0.00	18.37
		PSH	6500.00	6500.00	6600.00	0.00	-1.52
3414005. CHINA CLAY	M.T.	KAR	30000.00	30000.00	30000.00	0.00	0.00
3414006. BLEACHING POWDER	50 KG.	LAH	2700.00	2700.00	2600.00	0.00	3.85
		KSR	2700.00	2700.00	2675.00	0.00	0.93
		KAR	3100.00	3100.00	3100.00	0.00	0.00
		PSH	2900.00	2900.00	2900.00	0.00	0.00
3414007. GLUCOSE POWDER	50 KG.	LAH	5200.00	5200.00	4600.00	0.00	13.04
		KAR	3675.00	3675.00	3675.00	0.00	0.00
		PSH	4700.00	4700.00	4700.00	0.00	0.00
3422001. ZINC OXIDE	50 KG.	LAH	35000.00	35000.00	33000.00	0.00	6.06
		PSH	17500.00	17500.00	15000.00	0.00	16.67
3423101. CAUSTIC SODA	50 KG.	LAH	5000.00	5000.00	4200.00	0.00	19.05
		KSR	5000.00	5000.00	4200.00	0.00	19.05
		KAR	5150.00	5150.00	4675.00	0.00	10.16
		PSH	5300.00	5300.00	4600.00	0.00	15.22
3423102. SULPHURIC ACID	100 KG.	LAH	2960.00	2960.00	2960.00	0.00	0.00
		KAR	3100.00	3100.00	2320.00	0.00	33.62
		PSH	2000.00	2000.00	2400.00	0.00	-16.67
3423103. MERCURY	KG.	LAH	12000.00	12000.00	12000.00	0.00	0.00
		KAR	26000.00	20000.00	11000.00	30.00	136.36
		PSH	14000.00	14000.00	9000.00	0.00	55.56
3424001. SODA ASH LIGHT 80 KG. BAG	BAG	LAH	4400.00	4400.00	4000.00	0.00	10.00
		KSR	4080.00	4080.00	4000.00	0.00	2.00
		KAR	2625.00	2625.00	1975.00	0.00	32.91
		PSH	4330.00	4330.00	3800.00	0.00	13.95
3424002. SODIUM BI-CARBONATE.	50 KG.	LAH	2700.00	2700.00	2400.00	0.00	12.50
		KAR	2575.00	2575.00	2135.00	0.00	20.61
		PSH	3000.00	3000.00	2400.00	0.00	25.00
3424003. SALT EPSUM	100 KG.	LAH	2400.00	2400.00	1700.00	0.00	41.18
		KAR	2500.00	2500.00	1980.00	0.00	26.26
		PSH	4000.00	4000.00	2500.00	0.00	60.00
078. Dyeing Material							
3431001. DYES RED B-BASE	LB.	KAR	337.50	300.00	270.00	12.50	25.00

Contd.

7.10 Intercity Wholesale Prices of Selected Commodities

Group/Commodity/Item Specification	Unit	City	Prices (Rs.)			% Change in March, 2019 Over	
			Mar., 2019	Feb., 2019	Mar., 2018	Feb., 2019	Mar., 2018
3431002. DYES ORITEX JAPAN RED HR-2.	LB.	KAR	225.00	225.00	225.00	0.00	0.00
3431003. DYED REACTIVE VIOLET H-3R	LB.	KAR	250.00	250.00	250.00	0.00	0.00
079. Fertilizers							
3461101. SONA UREA	MT.	LAH	34000.00	34000.00	26600.00	0.00	27.82
		FAS	37000.00	37000.00	28000.00	0.00	32.14
		MUL	35400.00	35400.00	27600.00	0.00	28.26
		PSH	36400.00	37000.00	29200.00	-1.62	24.66
3461102. KISAN UREA	MT.	LAH	34000.00	34000.00	26000.00	0.00	30.77
		FAS	37000.00	37000.00	28000.00	0.00	32.14
		MUL	34400.00	35200.00	27000.00	-2.27	27.41
		GUJ	35500.00	35500.00	26000.00	0.00	36.54
		PSH	35600.00	36000.00	28400.00	-1.11	25.35
3461401. CALCIUM AMMONIUM NITRATE	MT.	LAH	31000.00	31000.00	23000.00	0.00	34.78
		FAS	33000.00	33000.00	24000.00	0.00	37.50
		MUL	31600.00	32400.00	23600.00	-2.47	33.90
		GUJ	31000.00	32000.00	25000.00	-3.13	24.00
		PSH	31000.00	31000.00	31000.00	0.00	0.00
3462101. SINGLE SUPPER PHOSPHATE (GR) 18PC	MT.	LAH	20000.00	20000.00	16000.00	0.00	25.00
		FAS	19000.00	19000.00	18000.00	0.00	5.56
		MUL	17400.00	17400.00	15600.00	0.00	11.54
		GUJ	19000.00	19000.00	16000.00	0.00	18.75
		PSH	20000.00	20000.00	18000.00	0.00	11.11
3462102. SINGLE SUPER PHOSPHATE (PD) 18PC	MT.	LAH	21000.00	21000.00	21000.00	0.00	0.00
		FAS	21950.00	21950.00	21950.00	0.00	0.00
		MUL	21900.00	21900.00	21900.00	0.00	0.00
		GUJ	22000.00	22000.00	22000.00	0.00	0.00
		PSH	25100.00	25100.00	25100.00	0.00	0.00
3462103. TRIPLE SUPER PHOSPHATE (GR)	MT.	LAH	61750.00	61750.00	61750.00	0.00	0.00
		FAS	61850.00	61850.00	61850.00	0.00	0.00
		MUL	62050.00	62050.00	62050.00	0.00	0.00
		GUJ	66000.00	66000.00	66000.00	0.00	0.00
		PSH	60000.00	60000.00	60000.00	0.00	0.00
3463201. SULPHATE OF POTASH	MT.	LAH	89000.00	89000.00	61500.00	0.00	44.72
		MUL	85400.00	83600.00	83600.00	2.15	2.15
		KSR	89000.00	89000.00	61500.00	0.00	44.72
3464101. NITRO PHOSPHATE	MT.	LAH	57400.00	57400.00	45000.00	0.00	27.56
		FAS	59000.00	59000.00	48000.00	0.00	22.92
		MUL	57400.00	54000.00	45600.00	6.30	25.88
		GUJ	56500.00	58000.00	47000.00	-2.59	20.21
		PSH	59000.00	59000.00	48000.00	0.00	22.92
3464201. DIA-AMMONIUM PHOSPHATE	MT.	LAH	71000.00	71000.00	57000.00	0.00	24.56
		FAS	74000.00	74000.00	62000.00	0.00	19.35
		MUL	70600.00	70800.00	61000.00	-0.28	15.74
		GUJ	69000.00	69000.00	61000.00	0.00	13.11
		PSH	72000.00	72000.00	61000.00	0.00	18.03
3464401. NITROGEN PHOSPHATE AND POTACIUM(NPK)	MT.	LAH	57500.00	57500.00	49000.00	0.00	17.35
		GUJ	58000.00	58000.00	58000.00	0.00	0.00
		SAR	57200.00	58400.00	49400.00	-2.05	15.79
		HYD	50000.00	50000.00	39600.00	0.00	26.26
080. Pesticides							
3466101. THIODAN 35 EC(AGRICULTURE) 1 LTR	BOTTLE	LAH	700.00	700.00	700.00	0.00	0.00
		FAS	1100.00	1100.00	1100.00	0.00	0.00
		MUL	1200.00	1200.00	1200.00	0.00	0.00
		SAR	875.00	875.00	875.00	0.00	0.00
		GJT	500.00	500.00	500.00	0.00	0.00
		HYD	750.00	750.00	750.00	0.00	0.00
		MPK	600.00	600.00	600.00	0.00	0.00

Contd.

7.10 Intercity Wholesale Prices of Selected Commodities

Group/Commodity/Item Specification	Unit	City	Prices (Rs.)			% Change in March, 2019 Over	
			Mar., 2019	Feb., 2019	Mar., 2018	Feb., 2019	Mar., 2018
3466102. DURSBAN TC(TERMICIDE CONC.)	BOTTLE	LAH	1600.00	1600.00	1600.00	0.00	0.00
		FAS	1480.00	1480.00	1260.00	0.00	17.46
		MUL	1550.00	1550.00	1550.00	0.00	0.00
		SAR	1200.00	1200.00	1100.00	0.00	9.09
3466103. SARSABZ (VEGETABLES) 1 LTR.	BOTTLE	LAH	300.00	300.00	300.00	0.00	0.00
		FAS	340.00	340.00	340.00	0.00	0.00
		MUL	700.00	700.00	700.00	0.00	0.00
		SAR	350.00	350.00	300.00	0.00	16.67
3466104. MALATHION (ALL ANIMALS) 1 LTR.	BOTTLE	GJT	500.00	500.00	500.00	0.00	0.00
		LAH	700.00	700.00	700.00	0.00	0.00
		FAS	1300.00	1300.00	1220.00	0.00	6.56
		GUJ	1100.00	1100.00	1100.00	0.00	0.00
		GJT	1200.00	1200.00	1200.00	0.00	0.00
081. Insecticides							
3471001. L-D POLYTHYLENE	LB.	KAR	94.75	94.13	84.25	0.66	12.46
3473001. POLYSTRENE GP.	55 LB.	KAR	4745.00	4745.00	4745.00	0.00	0.00
082. Paints & Varnishes							
3511001. SYN CLEAR VARNISH (BUXLYS)	3 LTR.	LAH	1377.00	1377.00	1020.00	0.00	35.00
		KAR	1750.00	1750.00	1225.00	0.00	42.86
3511002. SYN CLEAR VARNISH (BERGER)	3 LTR.	LAH	1377.00	1377.00	1300.00	0.00	5.92
		KAR	1725.00	1725.00	1375.00	0.00	25.45
3511003. SYN ENAMEL VIP (BERGER)	3.6 LTR	LAH	2450.00	2450.00	1950.00	0.00	25.64
		RAW	1675.00	1675.00	1410.00	0.00	18.79
3511004. SYN ENAMEL 413 (BUXLYS)	3.6 LTR	KAR	1675.00	1675.00	1650.00	0.00	1.52
		LAH	1520.00	1520.00	1400.00	0.00	8.57
		RAW	1725.00	1725.00	1437.50	0.00	20.00
		KAR	1650.00	1650.00	1650.00	0.00	0.00
3511005. VIP PLASTIC EMULSION (BERGER)	4 LTR.	LAH	2300.00	2300.00	1900.00	0.00	21.05
		RAW	2175.00	2175.00	1665.00	0.00	30.63
		KAR	1500.00	1500.00	1500.00	0.00	0.00
		LAH	1500.00	1500.00	1200.00	0.00	25.00
3511006. PLASTIC BOUND DISTEMPER(BUXLYS)	6 KG.	RAW	1310.00	1310.00	1030.00	0.00	27.18
		KAR	1100.00	1100.00	975.00	0.00	12.82
3511007. ICI PLASTIC EMULSION	4 LTR	LAH	2100.00	2100.00	2100.00	0.00	0.00
		RAW	2375.00	2375.00	1840.00	0.00	29.08
		KAR	1750.00	1750.00	1750.00	0.00	0.00
083. Medicines							
3526001. PANADOL TAB. (200)	PACKET	LAH	162.00	162.00	162.00	0.00	0.00
		RAW	212.50	212.50	195.50	0.00	8.70
		MUL	212.05	212.05	204.00	0.00	3.95
		KAR	211.00	211.00	205.00	0.00	2.93
		MPK	224.54	153.00	153.00	46.76	46.76
		PSH	215.00	215.00	210.00	0.00	2.38
		QTA	240.00	240.00	200.00	0.00	20.00
		LAH	555.00	555.00	555.00	0.00	0.00
3526002. DISPRIN TAB. (600)	PACKET	RAW	715.00	715.00	675.00	0.00	5.93
		MUL	683.04	683.04	656.88	0.00	3.98
		KAR	638.00	638.00	638.00	0.00	0.00
		MPK	663.00	550.00	550.00	20.55	20.55
		PSH	663.00	663.00	578.00	0.00	14.71
		QTA	660.00	660.00	600.00	0.00	10.00
		LAH	278.00	278.00	278.00	0.00	0.00
		RAW	255.00	255.00	255.00	0.00	0.00
3526003. FLAGYL TAB. (200)	PACKET	MUL	342.55	267.83	267.83	27.90	27.90
		KAR	268.00	268.00	268.00	0.00	0.00
		MPK	315.00	315.00	315.00	0.00	0.00
		PSH	274.00	274.00	274.00	0.00	0.00
		QTA	300.00	300.00	180.00	0.00	66.67
		LAH	278.00	278.00	278.00	0.00	0.00
		RAW	255.00	255.00	255.00	0.00	0.00
		MUL	342.55	267.83	267.83	27.90	27.90

Contd.

7.10 Intercity Wholesale Prices of Selected Commodities

Group/Commodity/Item Specification	Unit	City	Prices (Rs.)			% Change in March, 2019 Over	
			Mar., 2019	Feb., 2019	Mar., 2018	Feb., 2019	Mar., 2018
3526004. VENTOLIN TAB.(100)	PACKET	LAH	92.00	92.00	92.00	0.00	0.00
		RAW	89.00	89.00	85.00	0.00	4.71
		MUL	126.02	126.02	121.00	0.00	4.15
		KAR	86.53	86.53	86.53	0.00	0.00
		MPK	87.66	73.20	73.20	19.75	19.75
		PSH	85.00	85.00	85.00	0.00	0.00
3526005. DAONIL TAB. (60)	PACKET	QTA	90.00	90.00	90.00	0.00	0.00
		LAH	86.00	86.00	86.00	0.00	0.00
		RAW	86.50	86.50	86.50	0.00	0.00
		MUL	86.31	86.31	86.31	0.00	0.00
		KAR	88.00	88.00	88.00	0.00	0.00
		MPK	86.00	80.00	80.00	7.50	7.50
3526006. ENTOX TAB. (100)	PACKET	PSH	90.00	90.00	90.00	0.00	0.00
		QTA	90.00	90.00	90.00	0.00	0.00
		LAH	135.00	135.00	135.00	0.00	0.00
		RAW	124.00	115.50	115.50	7.36	7.36
		MUL	136.27	136.27	127.65	0.00	6.75
		KAR	130.00	130.00	130.00	0.00	0.00
3526007. CALCIUM TAB. 1000 SANDOZ	06 BOTT	MPK	136.30	85.00	85.00	60.35	60.35
		PSH	130.00	130.00	130.00	0.00	0.00
		QTA	150.00	150.00	150.00	0.00	0.00
		LAH	678.00	678.00	642.00	0.00	5.61
		RAW	790.00	647.50	620.00	22.01	27.42
		MUL	678.72	678.72	634.64	0.00	6.95
3526008. RENITEC TAB. 5 MG. (20)	PACKET	KAR	661.00	661.00	660.00	0.00	0.15
		MPK	755.20	530.00	530.00	42.49	42.49
		PSH	800.00	684.00	660.00	16.96	21.21
		QTA	780.00	780.00	636.00	0.00	22.64
		LAH	99.20	99.20	87.56	0.00	13.29
		RAW	119.00	119.00	99.50	0.00	19.60
3526009. CARMINA (150 TABLETS)	06 BOTT	MUL	105.79	105.79	99.45	0.00	6.38
		KAR	100.00	100.00	100.00	0.00	0.00
		MPK	105.79	88.00	88.00	20.22	20.22
		PSH	101.00	101.00	101.00	0.00	0.00
		QTA	102.00	102.00	102.00	0.00	0.00
		LAH	190.00	190.00	190.00	0.00	0.00
3526010. SUALIN (250 TAB.) STRIP	EACH	RAW	215.00	215.00	195.00	0.00	10.26
		MUL	206.00	206.00	206.00	0.00	0.00
		KAR	207.00	207.00	207.00	0.00	0.00
		PSH	170.00	170.00	170.00	0.00	0.00
		LAH	115.00	115.00	115.00	0.00	0.00
		RAW	147.50	147.50	147.50	0.00	0.00
3526011. SANCOS SYRUP 60 MG.	06 BOTT	KAR	132.00	132.00	132.00	0.00	0.00
		PSH	135.00	135.00	135.00	0.00	0.00
		LAH	157.00	157.00	157.00	0.00	0.00
		RAW	142.50	142.50	142.50	0.00	0.00
		MUL	168.00	168.00	168.00	0.00	0.00
		KAR	177.00	177.00	177.00	0.00	0.00
3526012. PHENRGONE SYRUP 120 MG	06 BOTT	MPK	177.00	177.00	177.00	0.00	0.00
		PSH	184.00	184.00	184.00	0.00	0.00
		QTA	172.20	172.20	172.20	0.00	0.00
		LAH	198.00	198.00	179.66	0.00	10.21
		RAW	187.50	187.50	168.00	0.00	11.61
		MUL	215.47	189.60	168.30	13.64	28.03
		KAR	198.00	198.00	198.00	0.00	0.00
		MPK	214.20	170.00	170.00	26.00	26.00
		PSH	180.00	180.00	171.00	0.00	5.26
		QTA	216.00	216.00	192.00	0.00	12.50

Contd.

7.10 Intercity Wholesale Prices of Selected Commodities

Group/Commodity/Item Specification	Unit	City	Prices (Rs.)			% Change in March, 2019 Over	
			Mar., 2019	Feb., 2019	Mar., 2018	Feb., 2019	Mar., 2018
3526013. CALPOL SYRUP	06 BOTT	LAH	146.00	146.00	146.00	0.00	0.00
		RAW	170.00	170.00	152.00	0.00	11.84
		MUL	140.76	140.76	140.76	0.00	0.00
		KAR	150.00	150.00	150.00	0.00	0.00
		MPK	128.50	128.50	128.50	0.00	0.00
		PSH	144.48	144.48	144.48	0.00	0.00
3526014. HYDERLIN SYRUP	06 BOTT	LAH	360.00	360.00	360.00	0.00	0.00
		RAW	357.50	357.50	357.50	0.00	0.00
		MUL	351.90	351.90	351.90	0.00	0.00
		KAR	352.00	352.00	352.00	0.00	0.00
		MPK	380.00	380.00	380.00	0.00	0.00
		PSH	360.00	360.00	360.00	0.00	0.00
3526015. SAFI HAMDARD 100 ML	06 BOTT	LAH	228.00	228.00	228.00	0.00	0.00
		RAW	295.00	295.00	275.00	0.00	7.27
		MUL	282.00	282.00	234.00	0.00	20.51
		KAR	306.00	306.00	306.00	0.00	0.00
		PSH	360.00	360.00	300.00	0.00	20.00
		QTA	348.00	348.00	348.00	0.00	0.00
3526016. HONEY TUBE (HAMDARD)	06 TUBE	LAH	540.00	540.00	540.00	0.00	0.00
		KAR	552.00	552.00	552.00	0.00	0.00
		MPK	720.00	720.00	516.00	0.00	39.53
		PSH	540.00	540.00	540.00	0.00	0.00
		QTA	582.00	582.00	582.00	0.00	0.00
		3526017. BETNOVATE-N OINTMENT	06 TUBE	LAH	170.00	170.00	170.00
RAW	166.50			166.50	166.50	0.00	0.00
MUL	170.04			170.04	170.04	0.00	0.00
KAR	168.00			168.00	168.00	0.00	0.00
MPK	186.00			186.00	186.00	0.00	0.00
PSH	174.00			174.00	174.00	0.00	0.00
3526018. BURNOL	06 TUBE	LAH	282.00	282.00	282.00	0.00	0.00
		RAW	282.00	282.00	282.00	0.00	0.00
		MUL	282.60	282.60	282.60	0.00	0.00
		KAR	288.00	288.00	288.00	0.00	0.00
		MPK	282.00	271.00	271.00	4.06	4.06
		PSH	286.00	286.00	286.00	0.00	0.00
3526019. O.R.S.FLAVOURED (SEARLE)	DOZEN	LAH	321.12	321.12	321.12	0.00	0.00
		RAW	192.00	192.00	192.00	0.00	0.00
		MUL	183.50	183.50	183.50	0.00	0.00
		KAR	216.75	216.75	216.75	0.00	0.00
		PSH	216.00	216.00	216.00	0.00	0.00
		QTA	188.00	188.00	188.00	0.00	0.00
3526020. JOSHANDA HAMDARD	DOZEN	LAH	180.00	180.00	156.00	0.00	15.38
		MUL	240.00	240.00	240.00	0.00	0.00
		KAR	255.00	255.00	255.00	0.00	0.00
		MPK	324.00	324.00	324.00	0.00	0.00
		PSH	240.00	240.00	240.00	0.00	0.00
		QTA	110.00	110.00	110.00	0.00	0.00
3526021. COTTON BANDAGE 2" SIZE	06 NO.S	LAH	221.00	221.00	221.00	0.00	0.00
		RAW	39.00	39.00	39.00	0.00	0.00
		MUL	54.50	54.50	48.00	0.00	13.54
		KAR	24.00	24.00	24.00	0.00	0.00
		MPK	30.00	30.00	30.00	0.00	0.00
		PSH	54.00	54.00	54.00	0.00	0.00
			40.00	40.00	40.00	0.00	0.00

Contd.

7.10 Intercity Wholesale Prices of Selected Commodities

Group/Commodity/Item Specification	Unit	City	Prices (Rs.)			% Change in March, 2019 Over	
			Mar., 2019	Feb., 2019	Mar., 2018	Feb., 2019	Mar., 2018
084. Soaps & Detergents							
3532101. LIFE BOUY SOAP (125 GM.)	DOZ.	LAH	480.00	480.00	465.00	0.00	3.23
		RAW	417.50	417.50	395.00	0.00	5.70
		KSR	480.00	480.00	465.00	0.00	3.23
		KAR	504.00	504.00	444.00	0.00	13.51
		PSH	540.00	540.00	432.00	0.00	25.00
		QTA	480.00	480.00	420.00	0.00	14.29
3532102. LUX-STD. (70 GM.)	DOZ.	LAH	403.00	403.00	375.00	0.00	7.47
		RAW	405.00	405.00	342.50	0.00	18.25
		KAR	390.00	390.00	390.00	0.00	0.00
		PSH	290.00	290.00	336.00	0.00	-13.69
		QTA	360.00	360.00	345.00	0.00	4.35
3532201. SUPER ACTIVE SURF (130 GM.)	DOZ.	LAH	230.00	230.00	230.00	0.00	0.00
		MUL	286.60	286.60	229.22	0.00	25.03
		KAR	228.00	228.00	228.00	0.00	0.00
		SKR	264.00	264.00	264.00	0.00	0.00
3532202. ARIEL (100 GM)	DOZ.	LAH	230.00	230.00	230.00	0.00	0.00
		GUJ	228.00	228.00	228.00	0.00	0.00
		KAR	228.00	228.00	228.00	0.00	0.00
		MPK	230.00	200.00	180.00	15.00	27.78
3532203. VIM DETERGENT POLY BAG (1000 G.)	DOZ.	LAH	900.00	900.00	810.00	0.00	11.11
		RAW	765.00	765.00	765.00	0.00	0.00
		KAR	864.00	864.00	864.00	0.00	0.00
		SKR	780.00	720.00	720.00	8.33	8.33
		PSH	880.00	880.00	820.00	0.00	7.32
		MNG	900.00	900.00	900.00	0.00	0.00
		QTA	996.00	996.00	996.00	0.00	0.00
3532204. MAXIMUM POWER BRITE POLYBAG(400GM)	DOZ.	LAH	1404.00	1404.00	1404.00	0.00	0.00
		RAW	1070.00	1070.00	1070.00	0.00	0.00
		KAR	1428.00	1428.00	1428.00	0.00	0.00
		MPK	1620.00	1620.00	1416.00	0.00	14.41
		PSH	1440.00	1440.00	1440.00	0.00	0.00
3532205. EXPRESS DETERGENT(1000GM)	DOZ.	KAR	2016.00	2016.00	2100.00	0.00	-4.00
3532206. WASHING SOAP BETA/SUFI/GUY	DOZ.	LAH	6500.00	6600.00	5680.00	-1.52	14.44
		RAW	4275.00	4275.00	3825.00	0.00	11.76
		KSR	6600.00	6600.00	5680.00	0.00	16.20
		SKR	3440.00	3440.00	3440.00	0.00	0.00
		PSH	6400.00	6400.00	5840.00	0.00	9.59
3532207. WASHING SOAP NYLON 101 CAKE	DOZ.	LAH	269.00	269.00	269.00	0.00	0.00
		RAW	340.00	340.00	255.00	0.00	33.33
		SAR	300.00	300.00	300.00	0.00	0.00
		BNU	190.00	190.00	190.00	0.00	0.00
		QTA	300.00	300.00	300.00	0.00	0.00
3532301. TOOTHPASTE MACLEAN'S (LARGE SIZE)	DOZ.	RAW	575.00	575.00	575.00	0.00	0.00
		KAR	1080.00	1080.00	1080.00	0.00	0.00
3532302. TOOTHPASTE FARHAN'S (STD. SIZE)	DOZ.	KAR	492.00	492.00	492.00	0.00	0.00
3532303. TALC SAMSOL/SWISS MISS (STD.SIZE)	DOZ.	RAW	565.00	565.00	565.00	0.00	0.00
		KAR	1092.00	1092.00	1092.00	0.00	0.00
3532304. PONDS COLD CREAM (MED SIZE.)	DOZ.	LAH	1270.00	1270.00	1270.00	0.00	0.00
		RAW	1325.00	1275.00	1125.00	3.92	17.78
		KAR	1248.00	1248.00	1248.00	0.00	0.00
3532305. PONDS VANISHING CREAM (MED SIZE)	DOZ.	LAH	2450.00	2450.00	2450.00	0.00	0.00
		RAW	1325.00	1275.00	1125.00	3.92	17.78
		KAR	1009.00	1009.00	1009.00	0.00	0.00
3532306. ADMIRAL SHAVING CREAM (MED.SIZE)	DOZ.	LAH	810.00	810.00	756.00	0.00	7.14
		RAW	790.00	790.00	710.00	0.00	11.27
		KAR	750.00	750.00	750.00	0.00	0.00

Contd.

7.10 Intercity Wholesale Prices of Selected Commodities

Group/Commodity/Item Specification	Unit	City	Prices (Rs.)			% Change in March, 2019 Over	
			Mar., 2019	Feb., 2019	Mar., 2018	Feb., 2019	Mar., 2018
3532307. HAIR BRYL CREAM (MED. SIZE).	DOZ.	RAW	1410.00	1410.00	1165.00	0.00	21.03
		KAR	1560.00	1560.00	1560.00	0.00	0.00
3532308. JOHNSON'S BABY POWDER/MOTHER CARE	DOZ.	KAR	1380.00	1380.00	1380.00	0.00	0.00
3532309. SUN SILK SHAMPOO LOCAL 10 ML.	DOZ.	RAW	51.00	51.00	51.00	0.00	0.00
		KAR	55.00	55.00	55.00	0.00	0.00
085. Auto Tyres							
3611101. AUTO TYRE GEN/SUZ/ALTO/MEHRAN	EACH	LAH	2700.00	2700.00	2700.00	0.00	0.00
		RAW	2825.00	2825.00	2475.00	0.00	14.14
		KAR	3000.00	3000.00	2525.00	0.00	18.81
3611201. MOTOR CYCLE TYRE YAMAHA-100	EACH	LAH	1210.00	1210.00	1210.00	0.00	0.00
		RAW	1065.00	1065.00	975.00	0.00	9.23
		KAR	1000.00	1000.00	810.00	0.00	23.46
3611202. MOTOR CYCLE TYRE HONDA CD-70	EACH	LAH	860.00	860.00	860.00	0.00	0.00
		RAW	1050.00	1050.00	975.00	0.00	7.69
		KAR	1200.00	1200.00	745.00	0.00	61.07
3611203. MOTOR CYCLE TYRE SUZUKI 80 CC.	EACH	LAH	960.00	960.00	960.00	0.00	0.00
		RAW	1010.00	1010.00	955.00	0.00	5.76
		KAR	1200.00	1200.00	1025.00	0.00	17.07
3611204. CYCLE TYRE SERVIS (28x1/2")	EACH	LAH	280.00	280.00	250.00	0.00	12.00
		KAR	235.00	235.00	190.00	0.00	23.68
3611205. CYCLE TYRE DIAMOND (28x1/2")	EACH	LAH	300.00	300.00	275.00	0.00	9.09
		RAW	310.00	310.00	287.50	0.00	7.83
		KAR	265.00	265.00	207.50	0.00	27.71
3611401. AUTO TUBE GEN/SUZ/ALTO/MEHRAN	EACH	LAH	300.00	300.00	270.00	0.00	11.11
		RAW	345.00	345.00	295.00	0.00	16.95
		KAR	420.00	420.00	305.00	0.00	37.70
3611402. MOTOR CYCLE TUBE YAMAHA-100	EACH	LAH	200.00	200.00	185.00	0.00	8.11
		RAW	265.00	265.00	215.00	0.00	23.26
		KAR	210.00	210.00	167.50	0.00	25.37
3611403. MOTOR CYCLE TUBE HONDA CD-70	EACH	LAH	190.00	190.00	175.00	0.00	8.57
		RAW	265.00	265.00	215.00	0.00	23.26
		KAR	240.00	240.00	159.00	0.00	50.94
3611404. MOTOR CYCLE TUBE SUZUKI 80 CC.	EACH	LAH	195.00	195.00	195.00	0.00	0.00
		KAR	210.00	210.00	172.50	0.00	21.74
3611405. CYCLE TUBES SERVIS (28x1/2)	EACH	LAH	105.00	105.00	105.00	0.00	0.00
		KAR	150.00	150.00	99.00	0.00	51.52
3611406. CYCLE TUBES DIAMOND (28x1/2)	EACH	LAH	110.00	110.00	110.00	0.00	0.00
		RAW	115.00	115.00	105.00	0.00	9.52
		KAR	142.50	142.50	96.50	0.00	47.67
086. Plastic Products							
3694001. WATER COOLER 9 LTR.	EACH	LAH	625.00	625.00	575.00	0.00	8.70
		KAR	465.00	465.00	465.00	0.00	0.00
		PSH	520.00	520.00	380.00	0.00	36.84
		QTA	525.00	525.00	410.00	0.00	28.05
		GUA	525.00	525.00	410.00	0.00	28.05
3694002. BUCKET MED. SIZE	EACH	LAH	300.00	300.00	300.00	0.00	0.00
		GUJ	225.00	225.00	225.00	0.00	0.00
		GJT	220.00	220.00	220.00	0.00	0.00
		KAR	290.00	290.00	290.00	0.00	0.00
		PSH	350.00	350.00	350.00	0.00	0.00
3694003. DINNER SET PLASTIC 42/48/52 PIECES	EACH	QTA	270.00	270.00	235.00	0.00	14.89
		LAH	1975.00	1975.00	1975.00	0.00	0.00
		RAW	6200.00	6200.00	5725.00	0.00	8.30
		MUL	3500.00	3500.00	3000.00	0.00	16.67
		KAR	2400.00	2400.00	2400.00	0.00	0.00
3694004. HOT POT PLASTIC 3 PIECES	EACH	PSH	2300.00	2300.00	2100.00	0.00	9.52
		MNG	3100.00	3100.00	3000.00	0.00	3.33
		LAH	1550.00	1550.00	1225.00	0.00	26.53
		SKT	1000.00	1000.00	1000.00	0.00	0.00
		SKT	1000.00	1000.00	1000.00	0.00	0.00

Contd.

7.10 Intercity Wholesale Prices of Selected Commodities

Group/Commodity/Item Specification	Unit	City	Prices (Rs.)			% Change in March, 2019 Over	
			Mar., 2019	Feb., 2019	Mar., 2018	Feb., 2019	Mar., 2018
		KAR	975.00	975.00	975.00	0.00	0.00
		PSH	1250.00	1250.00	930.00	0.00	34.41
		QTA	1000.00	1000.00	1050.00	0.00	-4.76
3694005. THERMOS STARVAC 1 LTR.	EACH	LAH	625.00	625.00	525.00	0.00	19.05
		GUJ	400.00	400.00	400.00	0.00	0.00
		KAR	525.00	525.00	525.00	0.00	0.00
		QTA	500.00	500.00	300.00	0.00	66.67
087. Glass sheets							
3711401. PL. GLASS SHEET 3 MM ABOVE 1 SQ.M	SQ.MTR.	LAH	465.00	465.00	385.00	0.00	20.78
		RAW	390.00	390.00	390.00	0.00	0.00
		KAR	740.00	740.00	710.00	0.00	4.23
		PSH	1830.00	1830.00	1306.00	0.00	40.12
3711402. FIG.GLASS SHEET ABOVE 1 SQ.M	SQ.MTR.	LAH	320.00	320.00	315.00	0.00	1.59
		RAW	340.00	340.00	340.00	0.00	0.00
		KAR	877.50	877.50	850.00	0.00	3.24
		PSH	861.00	861.00	860.00	0.00	0.12
088. Other Glass Articles							
3719101. JAR 4 LTR. LOCAL/FANCY/SILKY	DOZ.	RAW	1375.00	1375.00	1275.00	0.00	7.84
		KAR	810.00	810.00	810.00	0.00	0.00
3719301. TUMBLER 200 ML. FANCY (OMROC)	DOZ.	RAW	540.00	540.00	490.00	0.00	10.20
		KAR	870.00	870.00	870.00	0.00	0.00
3719302. JUG DIAMOND 1.2 LTR. FANCY (OMROC)	DOZ.	LAH	1775.00	1775.00	1775.00	0.00	0.00
		RAW	2175.00	2175.00	2025.00	0.00	7.41
		KAR	2450.00	2450.00	2450.00	0.00	0.00
3719303. TEA CUP SAUCER WHITE	DOZ.	LAH	725.00	725.00	725.00	0.00	0.00
		RAW	1275.00	1275.00	1125.00	0.00	13.33
		KAR	735.00	735.00	735.00	0.00	0.00
089. Ceramics & Sanitary Fixture							
3721001. EUROPEAN W/C (02/03) STD WHITE	EACH	LAH	1900.00	1900.00	1600.00	0.00	18.75
		RAW	1425.00	1425.00	1225.00	0.00	16.33
		GJT	1400.00	1400.00	1400.00	0.00	0.00
		KAR	2125.00	2125.00	2125.00	0.00	0.00
		PSH	4100.00	4100.00	4100.00	0.00	0.00
3721002. EUROPEAN W.C. (02/03)STD COLOUR	EACH	LAH	1850.00	1850.00	1700.00	0.00	8.82
		RAW	1525.00	1525.00	1325.00	0.00	15.09
		GJT	1600.00	1600.00	1600.00	0.00	0.00
		KAR	2275.00	2275.00	2275.00	0.00	0.00
3721003. ASIAN W.C. WHITE 18/22"	EACH	LAH	2000.00	2000.00	1850.00	0.00	8.11
		RAW	1525.00	1525.00	1325.00	0.00	15.09
		GJT	1200.00	1200.00	1200.00	0.00	0.00
		KAR	1075.00	1075.00	1075.00	0.00	0.00
		PSH	1160.00	1160.00	900.00	0.00	28.89
3721004. ASIAN W.C. WHITE 15/22"	EACH	LAH	1500.00	1500.00	1250.00	0.00	20.00
		RAW	1375.00	1375.00	1225.00	0.00	12.24
		GJT	1000.00	1000.00	1000.00	0.00	0.00
		KAR	1025.00	1025.00	1025.00	0.00	0.00
		PSH	920.00	920.00	920.00	0.00	0.00
3721005. ASIAN W.C. COLOURED 18/22"	EACH	LAH	1950.00	1950.00	1850.00	0.00	5.41
		RAW	1675.00	1675.00	1525.00	0.00	9.84
		GUJ	1800.00	1800.00	1800.00	0.00	0.00
		GJT	1450.00	1450.00	1450.00	0.00	0.00
		KAR	1125.00	1125.00	1125.00	0.00	0.00
		PSH	1160.00	1160.00	950.00	0.00	22.11
3721006. ASIAN W.C. COLOURED 15/22"	EACH	LAH	1550.00	1550.00	1350.00	0.00	14.81
		RAW	1525.00	1525.00	1325.00	0.00	15.09
		GUJ	1700.00	1700.00	1700.00	0.00	0.00

Contd.

7.10 Intercity Wholesale Prices of Selected Commodities

Group/Commodity/Item Specification	Unit	City	Prices (Rs.)			% Change in March, 2019 Over	
			Mar., 2019	Feb., 2019	Mar., 2018	Feb., 2019	Mar., 2018
		GJT	1250.00	1250.00	1250.00	0.00	0.00
		KAR	1025.00	1025.00	1025.00	0.00	0.00
		PSH	1160.00	1160.00	970.00	0.00	19.59
3721007. WASH BASIN 50 CM WHITE STD.	EACH	LAH	1700.00	1700.00	1450.00	0.00	17.24
		RAW	1475.00	1475.00	1325.00	0.00	11.32
		GJT	1350.00	1350.00	1350.00	0.00	0.00
		KAR	1450.00	1450.00	1450.00	0.00	0.00
		PSH	1900.00	1900.00	1850.00	0.00	2.70
3721008. WASH BASIN 50 CM LIGHT COLOUR	EACH	LAH	1700.00	1700.00	1450.00	0.00	17.24
		RAW	1575.00	1575.00	1425.00	0.00	10.53
		GJT	1150.00	1150.00	1150.00	0.00	0.00
		KAR	1650.00	1650.00	1650.00	0.00	0.00
		PSH	2000.00	2000.00	1950.00	0.00	2.56
3721009. SINK STAINLESS STEEL(KIT.)MED.SIZE	EACH	LAH	2100.00	2100.00	1850.00	0.00	13.51
		RAW	2850.00	2850.00	2525.00	0.00	12.87
		GUJ	1400.00	1400.00	1400.00	0.00	0.00
		KAR	1925.00	1925.00	1725.00	0.00	11.59
		PSH	1700.00	1700.00	1700.00	0.00	0.00
090. Bricks, Blocks & Tiles							
3732001. BRICKS	1000	LAH	8500.00	8800.00	8350.00	-3.41	1.80
		RAW	10625.00	10900.00	9600.00	-2.52	10.68
		GJT	8000.00	8000.00	8000.00	0.00	0.00
		KSR	8000.00	8250.00	8000.00	-3.03	0.00
		HYD	5500.00	5500.00	5000.00	0.00	10.00
		SKR	6000.00	6000.00	5800.00	0.00	3.45
		PSH	9000.00	9000.00	8000.00	0.00	12.50
		BNU	5900.00	5900.00	6200.00	0.00	-4.84
		QTA	6250.00	6250.00	6250.00	0.00	0.00
3732002. CEMENT BLOCKS	1000	KAR	20500.00	20500.00	20500.00	0.00	0.00
3732003. TILES PLAIN WHITE 8 X 10"	SQ.MTR	LAH	675.00	675.00	675.00	0.00	0.00
		RAW	510.00	510.00	490.00	0.00	4.08
		MUL	800.00	800.00	800.00	0.00	0.00
		KAR	612.50	612.50	612.50	0.00	0.00
3732004. TILES PLAIN COLOURED 8 X 10"	SQ.MTR	LAH	775.00	775.00	775.00	0.00	0.00
		RAW	610.00	610.00	590.00	0.00	3.39
		MUL	850.00	850.00	850.00	0.00	0.00
		KAR	690.00	690.00	690.00	0.00	0.00
091. Cement							
3744001. CEMENT JAVEDAN (EX-FACTORY)	MT.	KAR	8460.00	8460.00	8460.00	0.00	0.00
3744002. CEMENT WHITE	MT.	LAH	18350.00	18350.00	18350.00	0.00	0.00
		RAW	22100.00	22150.00	20350.00	-0.23	8.60
		KAR	18900.00	18900.00	18900.00	0.00	0.00
		SKR	18750.00	18750.00	18750.00	0.00	0.00
3744003. SULP. RESISTING CEMENT(JAVEDAN)	MT.	KAR	12600.00	12600.00	9158.00	0.00	37.58
3744004. D.G. CEMENT (EX-FACTORY)	MT	LAH	9800.00	9800.00	8435.00	0.00	16.18
3744005. LUCKY CEMENT (EX-FACTORY)	MT	KAR	12300.00	12200.00	11460.00	0.82	7.33
3744006. FAUJI CEMENT(EX-FACTORY)	MT	RAW	9900.00	10200.00	9180.00	-2.94	7.84
092. Bed Foam							
3815001. BED FOAM	EACH	LAH	5000.00	5000.00	4300.00	0.00	16.28
		RAW	5450.00	5450.00	5150.00	0.00	5.83
		GUJ	3000.00	3000.00	3000.00	0.00	0.00
		KAR	2900.00	2900.00	2900.00	0.00	0.00
		QTA	3200.00	3200.00	3200.00	0.00	0.00
3815002. BED FOAM COMMANDER 6.5" X 6" X5"	EACH	LAH	6700.00	6700.00	6100.00	0.00	9.84
		FAS	8700.00	9200.00	7700.00	-5.43	12.99

Contd.

7.10 Intercity Wholesale Prices of Selected Commodities

Group/Commodity/Item Specification	Unit	City	Prices (Rs.)			% Change in March, 2019 Over	
			Mar., 2019	Feb., 2019	Mar., 2018	Feb., 2019	Mar., 2018
		RAW	8500.00	8500.00	7950.00	0.00	6.92
		GJT	7600.00	7600.00	7600.00	0.00	0.00
		KAR	7000.00	7000.00	7000.00	0.00	0.00
		HYD	8750.00	8750.00	8750.00	0.00	0.00
093. Matches							
3899801. MATCHES (70-75 STICKS) 10 BOXES	PACKET	LAH	12.00	12.00	12.00	0.00	0.00
		RAW	9.40	9.40	9.40	0.00	0.00
		KAR	15.00	15.00	15.00	0.00	0.00
		SKR	18.00	18.00	18.00	0.00	0.00
		PSH	16.70	16.70	16.20	0.00	3.09
5. Metal Product, Machinery & Equipment							
094. Pig Iron							
4111101. PIG IRON	MT.	KAR	40000.00	40000.00	40000.00	0.00	0.00
095. Steel Bar & Sheets							
4126101. M.S. ROUND BAR 1/4"	MT.	LAH	90500.00	91500.00	80000.00	-1.09	13.13
		RAW	92500.00	93750.00	84250.00	-1.33	9.79
		KAR	93000.00	93000.00	70000.00	0.00	32.86
		HYD	93000.00	93000.00	84000.00	0.00	10.71
		PSH	95000.00	95500.00	82000.00	-0.52	15.85
		QTA	90000.00	95000.00	82000.00	-5.26	9.76
4126102. M.S. ROUND BAR 3/8"	MT.	LAH	91000.00	92000.00	80500.00	-1.09	13.04
		RAW	91500.00	93000.00	84250.00	-1.61	8.61
		KAR	93000.00	93000.00	70000.00	0.00	32.86
		HYD	93000.00	93000.00	84000.00	0.00	10.71
		PSH	95000.00	99900.00	82000.00	-4.90	15.85
		QTA	95000.00	100000.00	87000.00	-5.00	9.20
4126103. M.S.ROUND BAR 1/2"	MT.	LAH	90500.00	91500.00	80250.00	-1.09	12.77
		RAW	91500.00	93000.00	84750.00	-1.61	7.96
		KAR	93000.00	93000.00	70000.00	0.00	32.86
		HYD	93000.00	93000.00	84000.00	0.00	10.71
		PSH	88000.00	89000.00	78500.00	-1.12	12.10
		QTA	94000.00	99000.00	86000.00	-5.05	9.30
4126104. M.S. ROUND BAR 1"	MT.	LAH	90500.00	91500.00	80200.00	-1.09	12.84
		RAW	90500.00	91500.00	84750.00	-1.09	6.78
		KAR	93000.00	93000.00	70000.00	0.00	32.86
		PSH	92500.00	95500.00	80000.00	-3.14	15.63
4126105. M.S.RIBBED BAR 1/2" TO 1"	MT.	LAH	91000.00	92000.00	81200.00	-1.09	12.07
		RAW	89000.00	90500.00	83750.00	-1.66	6.27
		KAR	93000.00	93000.00	70000.00	0.00	32.86
4126106. M.S.RIBBED BAR 3/8"	MT.	LAH	89000.00	90000.00	81200.00	-1.11	9.61
		RAW	89000.00	90500.00	82750.00	-1.66	7.55
		KAR	93000.00	93000.00	71500.00	0.00	30.07
4126107. G.P.SHEET CUTTING JAPAN 24-30 BG	MT.	LAH	125000.00	125000.00	105000.00	0.00	19.05
		RAW	95000.00	96500.00	92500.00	-1.55	2.70
		KAR	130000.00	130000.00	88600.00	0.00	46.73
		PSH	145000.00	145000.00	125000.00	0.00	16.00
4126108. G.S.SHEET 24 G.GALV.	MT.	LAH	135000.00	135000.00	115000.00	0.00	17.39
		RAW	95000.00	96500.00	92500.00	-1.55	2.70
		KAR	132000.00	132000.00	89200.00	0.00	47.98
		PSH	150000.00	150000.00	125000.00	0.00	20.00
096. Pipe Fittings							
4129201. TEE 1/2"	DOZ.	LAH	550.00	550.00	425.00	0.00	29.41
		RAW	440.00	440.00	387.50	0.00	13.55
		KAR	415.00	415.00	415.00	0.00	0.00
		QTA	360.00	360.00	360.00	0.00	0.00

Contd.

7.10 Intercity Wholesale Prices of Selected Commodities

Group/Commodity/Item Specification	Unit	City	Prices (Rs.)			% Change in March, 2019 Over	
			Mar., 2019	Feb., 2019	Mar., 2018	Feb., 2019	Mar., 2018
4129202. TEE 3/4"	DOZ.	LAH	670.00	670.00	530.00	0.00	26.42
		RAW	575.00	575.00	512.50	0.00	12.20
		KAR	540.00	540.00	540.00	0.00	0.00
4129203. SOCKET 1/2"	DOZ.	LAH	325.00	325.00	275.00	0.00	18.18
		RAW	412.50	412.50	337.50	0.00	22.22
		KAR	246.00	246.00	246.00	0.00	0.00
4129204. SOCKET 3/4"	DOZ.	LAH	430.00	430.00	365.00	0.00	17.81
		RAW	487.50	487.50	412.50	0.00	18.18
		KAR	310.00	310.00	310.00	0.00	0.00
4129205. UNION 1/2"	DOZ.	LAH	920.00	920.00	792.00	0.00	16.16
		RAW	835.00	835.00	712.50	0.00	17.19
		KAR	812.00	812.00	812.00	0.00	0.00
4129206. UNION 3/4"	DOZ.	LAH	1120.00	1120.00	900.00	0.00	24.44
		RAW	890.00	890.00	787.50	0.00	13.02
		KAR	1032.50	1032.50	1032.50	0.00	0.00
4129207. BAND 1/2"	DOZ.	LAH	580.00	580.00	470.00	0.00	23.40
		RAW	787.50	787.50	687.50	0.00	14.55
		KAR	641.00	641.00	641.00	0.00	0.00
4129208. BAND 3/4"	DOZ.	LAH	700.00	700.00	590.00	0.00	18.64
		RAW	812.50	812.50	712.50	0.00	14.04
		KAR	960.00	960.00	960.00	0.00	0.00
4129209. ELBOW GALV CHINA 1/2"	DOZ.	LAH	380.00	380.00	310.00	0.00	22.58
		RAW	490.00	490.00	412.50	0.00	18.79
		KAR	265.00	265.00	265.00	0.00	0.00
4129210. ELBOW GALV CHINA 3/4"	DOZ.	LAH	480.00	480.00	380.00	0.00	26.32
		RAW	562.50	562.50	462.50	0.00	21.62
		KAR	402.00	402.00	402.00	0.00	0.00
		QTA	420.00	420.00	420.00	0.00	0.00
097. Steel Products							
4291201. STAINLESS STEEL DEGCHI MED. SIZE	EACH	LAH	600.00	600.00	600.00	0.00	0.00
		GJT	450.00	450.00	450.00	0.00	0.00
		KAR	725.00	725.00	625.00	0.00	16.00
4291202. STAINLESS STEEL TABLE SPOON SUP.	EACH	LAH	350.00	350.00	350.00	0.00	0.00
		GJT	175.00	175.00	175.00	0.00	0.00
		KAR	420.00	420.00	260.00	0.00	61.54
4291203. STAINLESS STEEL PLATE LIGHT	DOZ.	LAH	756.00	756.00	756.00	0.00	0.00
		GJT	500.00	500.00	500.00	0.00	0.00
		KAR	780.00	780.00	780.00	0.00	0.00
4291204. PRESSURE COOKER 4 LTR.	EACH	LAH	1500.00	1500.00	1380.00	0.00	8.70
		GUJ	1650.00	1650.00	1100.00	0.00	50.00
		SKT	1200.00	1200.00	1200.00	0.00	0.00
4291401. NEW TREET BLADE ORDINARY	1000	LAH	1800.00	1800.00	1625.00	0.00	10.77
		RAW	3050.00	3050.00	2575.00	0.00	18.45
		KAR	2700.00	2700.00	2700.00	0.00	0.00
4291402. TREET SAFETY RAZOR	DOZ.	LAH	1180.00	1180.00	1180.00	0.00	0.00
		KAR	1764.00	1764.00	1764.00	0.00	0.00
4291403. GILLET SAFETY RAZOR	DOZ.	LAH	540.00	510.00	430.00	5.88	25.58
		RAW	517.50	517.50	427.50	0.00	21.05
		KAR	420.00	420.00	420.00	0.00	0.00
098. Engines & Motors							
4321901. HOLLOW S.MOTOR 326 UP-4.40 HP 46	EACH	LAH	155000.00	155000.00	155000.00	0.00	0.00

Contd.

7.10 Intercity Wholesale Prices of Selected Commodities

Group/Commodity/Item Specification	Unit	City	Prices (Rs.)			% Change in March, 2019 Over	
			Mar., 2019	Feb., 2019	Mar., 2018	Feb., 2019	Mar., 2018
099. Vacuum Pumps							
4323001. MULTISTAGE C.PUMPS(PCM 80-3 15 H)	EACH	LAH	83000.00	83000.00	83000.00	0.00	0.00
4323002. MULTISTAGE C.PUMPS PCM 80-5 25 H)	EACH	LAH	117000.00	117000.00	117000.00	0.00	0.00
100. Air Conditioners							
4391201. PEL AIR CONDITONER 1.5 TON	EACH	LAH	42000.00	42000.00	39000.00	0.00	7.69
		RAW	41500.00	41500.00	36250.00	0.00	14.48
		KAR	40500.00	40500.00	40500.00	0.00	0.00
4391202. WAVES AIR CONDITIONER 1.5 TON.	EACH	LAH	46000.00	46000.00	44000.00	0.00	4.55
		RAW	44500.00	44500.00	37750.00	0.00	17.88
		GJT	45000.00	45000.00	45000.00	0.00	0.00
		KAR	40000.00	40000.00	40000.00	0.00	0.00
		HYD	41900.00	41900.00	41900.00	0.00	0.00
		QTA	41500.00	41500.00	41500.00	0.00	0.00
101. Cultivators							
4411201. CULTIVATOR (ORDINARY) 9 TIMES	EACH	GUJ	38000.00	38000.00	38000.00	0.00	0.00
4411202. CULTIVATOR (SPECIAL) 11 TIMES	EACH	GUJ	50000.00	50000.00	50000.00	0.00	0.00
102. Chuff Cutter							
4412301. CHUFF CUTTER	EACH	FAS	7200.00	7200.00	7200.00	0.00	0.00
103. Tractors							
4414101. TRACTOR MF-240	EACH	LAH	808500.00	808500.00	716625.00	0.00	12.82
4414102. TRACTOR MF-385	EACH	LAH	1260000.00	1260000.00	1126860.00	0.00	11.82
104. Lathe Machines							
4421301. LATHE MACHINE 3' (PAK MADINA)	EACH	LAH	115000.00	115000.00	94750.00	0.00	21.37
4421302. LATHE MACHINE 4.5' (PAK MADINA)	EACH	LAH	125000.00	125000.00	101750.00	0.00	22.85
4421303. LATHE MACHINE 6.5' (PAK MADINA)	EACH	LAH	160000.00	160000.00	122750.00	0.00	30.35
4421304. LATHE MACHINE 10' (PAK MADINA)	EACH	LAH	340000.00	340000.00	260000.00	0.00	30.77
105. Concrete Mixture							
4444001. CONC.MIXER 7 NTR. 12HP. STAR.ENG	EACH	LAH	140000.00	140000.00	140000.00	0.00	0.00
4444002. CONC.MIXER 17 NTR. 24HP. STAR.ENG	EACH	LAH	210000.00	210000.00	210000.00	0.00	0.00
106. Fridge,WashM,SewM,Fans,Iron							
4481101. DAWLANCE 10 CFT. DOUBLE DOOR	EACH	LAH	30000.00	30000.00	28000.00	0.00	7.14
		RAW	28750.00	28750.00	25825.00	0.00	11.33
		KAR	32000.00	32000.00	32000.00	0.00	0.00
4481201. WASHING MACHINE NAT. PAK S.F.	EACH	LAH	9000.00	9000.00	8000.00	0.00	12.50
		GUJ	5000.00	5000.00	5000.00	0.00	0.00
		KAR	7250.00	7250.00	5450.00	0.00	33.03
		QTA	5550.00	5550.00	5550.00	0.00	0.00
4481202. WASHING MACHINE SINGER S.F.	EACH	LAH	11500.00	11500.00	11000.00	0.00	4.55
		RAW	10750.00	10750.00	9900.00	0.00	8.59
		KAR	12000.00	12000.00	12000.00	0.00	0.00
4481203. WASHING MACHINE DAWLANCE	EACH	LAH	10500.00	10500.00	10000.00	0.00	5.00
		FAS	9500.00	9000.00	8800.00	5.56	7.95
		GUJ	9400.00	9400.00	9400.00	0.00	0.00
		GJT	9400.00	9400.00	9400.00	0.00	0.00
		KAR	9500.00	9500.00	6200.00	0.00	53.23
		HYD	9800.00	9800.00	9000.00	0.00	8.89
4481204. WASHING MACHINE SUPER ASIA	EACH	LAH	9500.00	9500.00	9000.00	0.00	5.56
		FAS	10000.00	9800.00	9500.00	2.04	5.26
		KAR	10000.00	10000.00	7900.00	0.00	26.58
		HYD	7800.00	7800.00	7500.00	0.00	4.00
4481401. SEWING MACHINE SINGER B.B. H.O	EACH	LAH	7200.00	7200.00	6400.00	0.00	12.50
		KAR	6500.00	6500.00	6500.00	0.00	0.00
4481402. SINGER ZIG ZAG MACHINE	EACH	LAH	16500.00	16500.00	16500.00	0.00	0.00
		KAR	12800.00	12800.00	12800.00	0.00	0.00
4481403. SEWING MACHINE SALIKA	EACH	LAH	6000.00	6000.00	4500.00	0.00	33.33
		KAR	6200.00	6200.00	6200.00	0.00	0.00
4481501. CEILING FAN MILLAT 48"	EACH	LAH	2637.50	2637.50	2637.50	0.00	0.00
		KAR	3200.00	3200.00	3150.00	0.00	1.59

Contd.

7.10 Intercity Wholesale Prices of Selected Commodities

Group/Commodity/Item Specification	Unit	City	Prices (Rs.)			% Change in March, 2019 Over	
			Mar., 2019	Feb., 2019	Mar., 2018	Feb., 2019	Mar., 2018
4481502. CEILING FAN PAK 48"	EACH	LAH	2525.00	2525.00	2525.00	0.00	0.00
		GUJ	2400.00	2400.00	2400.00	0.00	0.00
		KAR	3700.00	3700.00	3480.00	0.00	6.32
4481503. CEILING FAN NATIONAL 56"	EACH	LAH	2525.00	2525.00	2525.00	0.00	0.00
		GUJ	2150.00	2150.00	2150.00	0.00	0.00
		GJT	2300.00	2300.00	2300.00	0.00	0.00
		KAR	2550.00	2550.00	2550.00	0.00	0.00
		HYD	2500.00	2500.00	2500.00	0.00	0.00
4481504. CEILING FAN YOUNIS 56"	EACH	LAH	2637.50	2637.50	2637.50	0.00	0.00
		FAS	3300.00	3200.00	3000.00	3.13	10.00
		GUJ	2350.00	2350.00	2350.00	0.00	0.00
		KAR	3540.00	3540.00	3540.00	0.00	0.00
		PSH	2650.00	2650.00	2650.00	0.00	0.00
		QTA	3200.00	3200.00	2750.00	0.00	16.36
4481505. PADESTAL FAN MILLAT 20"	EACH	KAR	3600.00	3600.00	3600.00	0.00	0.00
4481506. PADESTAL FAN PAK 20"	EACH	LAH	4000.00	4000.00	4000.00	0.00	0.00
		GJT	3800.00	3800.00	3800.00	0.00	0.00
		KAR	5850.00	5850.00	5850.00	0.00	0.00
		PSH	4300.00	4300.00	4300.00	0.00	0.00
4481507. EXHAUST FAN CLIMAX 12"	EACH	LAH	1900.00	1900.00	1900.00	0.00	0.00
		GUJ	1900.00	1900.00	1900.00	0.00	0.00
4481508. EXHAUST FAN MILLAT 12"	EACH	KAR	1800.00	1800.00	1800.00	0.00	0.00
4481509. EXHAUST FAN PAK. NATIONAL 12"	EACH	LAH	1650.00	1650.00	1650.00	0.00	0.00
		GUJ	1350.00	1350.00	1350.00	0.00	0.00
		GJT	1800.00	1800.00	1800.00	0.00	0.00
		KAR	1700.00	1700.00	1700.00	0.00	0.00
4481601. IRON NATIONAL PAK AUTOMATIC	EACH	LAH	1000.00	1000.00	700.00	0.00	42.86
		GUJ	850.00	850.00	850.00	0.00	0.00
		KAR	525.00	525.00	525.00	0.00	0.00
		PSH	1200.00	1200.00	800.00	0.00	50.00
4481602. IRON PHILIPS HD 1120/R	EACH	LAH	2500.00	2300.00	1800.00	8.70	38.89
		GUJ	2080.00	2080.00	2080.00	0.00	0.00
		KAR	1360.00	1360.00	1360.00	0.00	0.00
107. Electric Wires							
4634001. FLEXIBLE WIRE 2999-14 0076	90 MTR.	LAH	775.00	775.00	775.00	0.00	0.00
		MUL	1100.00	1100.00	1100.00	0.00	0.00
		KAR	1070.00	1070.00	1070.00	0.00	0.00
		PSH	900.00	900.00	850.00	0.00	5.88
		QTA	505.00	505.00	505.00	0.00	0.00
		LAH	925.00	925.00	925.00	0.00	0.00
4634002. PVC WIRE SINGLE CORE	90 MTR.	MUL	1280.00	1280.00	1280.00	0.00	0.00
		KAR	1070.00	1070.00	1070.00	0.00	0.00
		PSH	950.00	950.00	900.00	0.00	5.56
		QTA	600.00	600.00	600.00	0.00	0.00
		LAH	92.00	92.00	92.00	0.00	0.00
108. Lighting Equipments							
4653101. PHILIPS TL. LAMP 40 W.	EACH	GUJ	92.00	92.00	92.00	0.00	0.00
		GJT	104.00	104.00	92.00	0.00	13.04
		KAR	105.00	105.00	105.00	0.00	0.00
		PSH	97.50	97.50	97.50	0.00	0.00
		QTA	90.00	90.00	90.00	0.00	0.00
4653102. PHILIPS ELECTRIC BULB 100W(GLS)	100 BUL	LAH	3000.00	3000.00	3000.00	0.00	0.00
		RAW	3350.00	3350.00	3250.00	0.00	3.08
		KAR	2800.00	2800.00	2800.00	0.00	0.00
		PSH	2700.00	2700.00	2700.00	0.00	0.00
4653103. PHILIPS ENERGY SAVER 14 W (GLS)	EACH	LAH	145.00	145.00	145.00	0.00	0.00
		RAW	139.00	139.00	139.00	0.00	0.00

Contd.

7.10 Intercity Wholesale Prices of Selected Commodities

Group/Commodity/Item Specification	Unit	City	Prices (Rs.)			% Change in March, 2019 Over	
			Mar., 2019	Feb., 2019	Mar., 2018	Feb., 2019	Mar., 2018
		KAR	155.00	155.00	155.00	0.00	0.00
		PSH	170.00	170.00	170.00	0.00	0.00
		QTA	172.00	172.00	172.00	0.00	0.00
109. Radio & Television							
4731201. RADIO 3-5 BAND (CHINA BRAND)	EACH	LAH	175.00	175.00	175.00	0.00	0.00
		RAW	287.50	287.50	287.50	0.00	0.00
		KAR	425.00	425.00	425.00	0.00	0.00
4731301. PHILIPS COLOUR TV. 14"	EACH	LAH	8150.00	8150.00	8150.00	0.00	0.00
		RAW	8250.00	8250.00	8250.00	0.00	0.00
		KAR	8400.00	8400.00	8400.00	0.00	0.00
4731302. L.G.COLOUR TV. 14"	EACH	LAH	8100.00	8100.00	8100.00	0.00	0.00
		RAW	7900.00	7900.00	7900.00	0.00	0.00
		KAR	8150.00	8150.00	8150.00	0.00	0.00
4731303. SONY COLOUR TV 14"	EACH	LAH	13000.00	13000.00	13000.00	0.00	0.00
		RAW	10250.00	10250.00	10250.00	0.00	0.00
		KAR	8000.00	8000.00	8000.00	0.00	0.00
4731304. PANASONIC COLOUR TV 14"	EACH	RAW	9250.00	9250.00	9250.00	0.00	0.00
		KAR	7750.00	7750.00	7750.00	0.00	0.00
4731305. PHILIPS COLOUR TV. 20"	EACH	LAH	11000.00	11000.00	11000.00	0.00	0.00
		RAW	13900.00	13900.00	13900.00	0.00	0.00
		KAR	12750.00	12750.00	12750.00	0.00	0.00
4731306. L.G.COLOUR TV. 20"	EACH	LAH	13400.00	13400.00	13400.00	0.00	0.00
		RAW	12250.00	12250.00	12250.00	0.00	0.00
		KAR	13000.00	13000.00	13000.00	0.00	0.00
4731307. L.G. COLOUR TV. 21"	EACH	LAH	14700.00	14700.00	14700.00	0.00	0.00
		RAW	12250.00	12250.00	12250.00	0.00	0.00
		KAR	16100.00	16100.00	16100.00	0.00	0.00
4731308. SONY COLOUR TV 20"	EACH	LAH	18800.00	18800.00	18800.00	0.00	0.00
		RAW	17100.00	17100.00	17100.00	0.00	0.00
		KAR	17200.00	17200.00	17200.00	0.00	0.00
110. Motor Vehicles							
4911301. CAR SUZUKI MEHRAN 800CC SB308R VX	EACH	KAR	789000.00	769000.00	709000.00	2.60	11.28
4911302. SUZUKI CULTUS 1000CC SF410 VXR M PE	EACH	KAR	1410000.00	1410000.00	1270000.00	0.00	11.02
4911303. SUZUKI RAVI 800 CC PICKUP(ST 308R)	EACH	KAR	776000.00	776000.00	726000.00	0.00	6.89
4911304. CAR TOYOTA 1300 CC XLI	EACH	KAR	2069000.00	2044000.00	1894000.00	1.22	9.24
4911305. CAR HONDA CIVIC 1800CC(IVTEC MANUAL)	EACH	LAH	2814000.00	2814000.00	2511000.00	0.00	12.07
4911306. ISUZU BUS CHASIS MT 112 K	EACH	KAR	3325000.00	3325000.00	3325000.00	0.00	0.00
4911401. ISUZU TRUCK CHASIS FTR 12 K	EACH	KAR	3850000.00	3850000.00	3850000.00	0.00	0.00
111. Motorcycles							
4991201. MOTOR CYCLE YB-100ROYAL YAMAHA	EACH	KAR	75375.00	75375.00	75375.00	0.00	0.00
4991202. MOTOR CYCLE CD-70 HONDA	EACH	KAR	69500.00	69500.00	63500.00	0.00	9.45
4991203. MOTOR CYCLE PAK HERO 70 CC.	EACH	LAH	49000.00	49000.00	42000.00	0.00	16.67
		MUL	42000.00	42000.00	42000.00	0.00	0.00
		KAR	47000.00	47000.00	46000.00	0.00	2.17
4991204. MOTOR CYCLE SUPER ASIA 70 CC.	EACH	LAH	49500.00	49500.00	42500.00	0.00	16.47
		MUL	45000.00	45000.00	45000.00	0.00	0.00
		KAR	42500.00	42500.00	42500.00	0.00	0.00
		HYD	46500.00	46500.00	43000.00	0.00	8.14
4991205. MOTOR CYCLE SUZUKI STD 110CC.	EACH	KAR	155000.00	155000.00	71300.00	0.00	117.39
112. Bicycles							
4992101. BICYCLE PECO FOR GENTS POPULAR	EACH	LAH	5000.00	5000.00	5000.00	0.00	0.00
4992102. BICYCLE PECO FOR BMX SHAHEEN	EACH	LAH	3500.00	3500.00	3500.00	0.00	0.00
4992103. BICYCLE SOHRAB SUPER	EACH	LAH	7500.00	7500.00	6450.00	0.00	16.28
		KAR	6900.00	6900.00	6900.00	0.00	0.00
4992104. BICYCLE SOHRAB VIP STUDENT	EACH	LAH	7400.00	7400.00	6300.00	0.00	17.46
		KAR	5900.00	5900.00	5900.00	0.00	0.00

7.11 Intercity Consumer Prices March, 2019

Description	Unit	Rawalpindi	Islamabad	Attock	Jehlum	Lahore	Sahiwal	Gujranwala
WHEAT	10 KG.	362.50	362.50	347.50	362.50	347.50	343.75	362.50
WHEAT FLOUR FINE/SUPERIOR.	KG.	55.58	56.81	43.00	48.00	50.00	42.00	40.00
WHEAT FLOUR AVG. QLTY	KG.	39.33	39.38	38.25	38.25	40.00	37.00	38.00
WHEAT FLOUR BAG	10 KG.	393.33	393.75	382.50	382.50	392.50	370.00	380.00
MAIDA	KG.	55.58	58.38	49.00	60.00	58.00	50.00	50.00
SUJI	KG.	59.33	61.13	49.00	60.00	60.00	50.00	50.00
BESAN AV. QLTY.	KG.	134.58	141.88	125.00	130.00	127.68	125.00	120.00
RICE BASMATI SUP. QLTY.	KG.	170.63	176.88	165.00	152.50	136.79	145.00	130.00
RICE BASMATI 385/386	KG.	137.08	145.00	95.00	112.50	99.29	77.50	80.00
RICE BASMATI BROKEN AV.QLTY	KG.	89.17	96.88	87.50	85.00	68.93	80.00	70.00
RICE IRR1-6 (SINDH/PUNJAB)	KG.	65.63	66.25	65.00	75.00	53.00	55.00	60.00
VERMICELLI	KG.	104.17	103.13	92.50	100.00	127.50	80.00	90.00
BREAD PLAIN MEDIUM SIZE	EACH	45.00	45.00	50.00	47.50	45.00	45.00	45.00
RUSK (PAPAY)	KG.	285.00	305.00	200.00	255.00	232.50	235.00	160.00
BISCUITS-PACKED	PKT	40.00	40.00	40.00	40.00	40.00	40.00	35.00
BISCUIT-BAKERY (LOOSE)	250 GM	129.17	137.50	77.50	115.00	102.50	117.50	110.00
CORNFLAKS FAUJI 225 GM.	PKT	211.50	211.50	211.50	211.50	193.50	193.50	216.00
SAMOSA (VEGATABLE)	EACH	16.25	17.88	15.00	12.75	20.00	15.00	15.00
PASTRY AV.QLTY.	EACH	39.58	39.38	37.50	42.50	37.50	32.50	40.00
PATTIES (VEGATABLES)	EACH	28.96	31.25	23.50	30.00	35.00	30.00	20.00
NIMCO	250 GM	82.50	91.25	67.50	70.00	77.86	92.50	50.00
CHIPS	250 GM	93.33	95.00	67.50	82.50	77.32	90.00	65.00
BEEF WITH BONE AV.QLTY.	KG	455.00	481.25	347.50	381.25	381.96	325.00	375.00
MUTTON AV.QLTY.	KG	950.00	955.63	862.50	868.75	869.64	650.00	800.00
CHICKEN FARM BROILER (LIVE)	KG	150.83	161.25	160.00	143.00	150.00	147.00	142.00
FISH-RAHU MEDIUM SIZE	KG	300.83	357.50	275.00	310.00	364.29	275.00	312.50
MILK FRESH (UNBOILED)	LTR.	100.83	102.50	82.50	85.00	78.29	70.00	90.00
CURD	KG.	112.50	116.25	100.00	85.00	92.50	80.00	100.00
MILK TETRA PACK 1/2 LTR.	PKT.	70.00	70.00	70.00	70.00	70.00	65.00	65.00
LACTOGEN 400 GRAMS	PKT.	500.00	500.00	500.00	500.00	500.00	500.00	460.00
POWDER MILK NIDO 400GM.	PKT	410.26	410.26	410.26	410.26	410.00	410.25	410.26
MILK POWDER LOOSE/PACKED	KG.	568.33	600.00	590.00	500.00	504.29	500.00	420.00
BUTTER LOCAL PACKED	50 GM.	28.00	28.00	28.00	72.50	35.00	40.00	35.00
EGGS FARM	DOZ	96.50	102.19	100.00	94.50	96.00	104.50	97.50
MUSTARD OIL AV.QLTY.	KG.	241.67	246.25	245.00	210.00	189.64	162.50	170.00
COOKING OIL (DALDA)	2.5LTR	520.00	520.00	520.00	520.00	520.00	505.00	520.00
COOKING OIL (PAKWAN) OTHER BRAND SPECIFY	2.5 LTR	415.00	422.50	435.00	455.00	473.00	433.33	420.00
VEGETABLE GHEE TIN	2.5KG.	495.00	495.00	495.00	495.00	495.00	495.00	495.00
VEGETABLE GHEE (LOOSE)	KG.	158.54	159.06	155.50	162.50	158.00	193.50	155.00
DATES AV.QLTY.	KG.	237.92	248.75	210.00	210.00	197.86	200.00	165.00
PISTACHIO AV.QLTY.	50 GM.	176.67	185.00	165.00	180.00	147.86	162.50	155.00
ALMONDS WHOLE AV.QLTY.	KG.	930.83	983.13	775.00	712.50	916.07	675.00	590.00
COCONUT DRY AV.QLTY.	KG.	492.50	536.25	390.00	480.00	462.50	412.50	400.00
RAISINS AV.QLTY.	50 GM.	30.79	31.25	25.50	22.50	30.71	24.50	25.00
GROUNDNUTS (WITH SHELL)	KG.	255.00	280.63	210.00	300.00	307.14	237.50	280.00
MALTA/MOSAMBI	DOZ	158.33	181.25	180.00	155.00	167.86	155.00	120.00
KINNU	DOZ	137.50	186.25	125.00	95.00	147.86	145.00	75.00
APPLE	KG	144.17	151.25	125.00	125.00	177.86	135.00	145.00
ALOO BUKHARA	KG	0.00	0.00	0.00	0.00	0.00	0.00	0.00
POMEGRANATE (ANNAR)	KG	0.00	0.00	0.00	0.00	0.00	0.00	0.00
GRAPES	KG	0.00	0.00	0.00	0.00	0.00	0.00	0.00
BANANAS	DOZ	125.83	147.50	120.00	95.00	107.86	55.00	80.00
MANGO KALMI	KG	0.00	0.00	0.00	0.00	0.00	0.00	0.00
GUAVA	KG	119.17	130.00	100.00	95.00	87.86	55.00	90.00
WATERMELON (TURBOOZ)	KG	0.00	0.00	0.00	0.00	0.00	0.00	0.00
MUSKMELON (KHARBOOZA)	KG	0.00	0.00	0.00	0.00	0.00	0.00	0.00
SWEETMELON (GARMA)	KG	0.00	0.00	0.00	0.00	0.00	0.00	0.00
PULSE MASOOR (WHOLE)	KG.	111.67	128.75	102.50	120.00	135.71	92.50	120.00
PULSE MASOOR (WASHED)	KG.	119.17	137.50	102.50	125.00	133.93	95.00	150.00
PULSE MOONG (WASHED)	KG.	141.67	152.50	135.00	155.00	123.93	147.50	140.00
PULSE MASH (WASHED)	KG.	157.50	167.50	145.00	175.00	157.14	145.00	155.00

Contd.

7.11 Intercity Consumer Prices March, 2019

Description	Unit	Rawalpindi	Islamabad	Attock	Jehlum	Lahore	Sahiwal	Gujranwala
PULSE GRAM	KG.	135.00	143.13	125.00	130.00	121.43	122.50	110.00
GRAM WHOLE BLACK AV.QLTY.	KG.	132.50	140.00	122.50	135.00	118.93	112.50	110.00
GRAM WHOLE YELLOW AV.QLTY	KG.	149.17	168.75	135.00	155.00	176.43	155.00	150.00
BEANS (LAL LOBIA)	KG.	188.75	191.25	165.00	190.00	160.71	175.00	150.00
POTATOES	KG	27.71	33.75	20.00	20.00	15.71	11.00	17.50
ONION	KG	48.75	56.25	50.00	37.50	42.86	27.50	40.00
TURNIP	KG	37.92	45.00	30.00	35.00	27.50	35.00	22.50
RADISH	KG	27.92	36.25	20.00	32.50	24.64	25.00	27.50
TOMATOES	KG	137.92	142.50	120.00	125.00	121.43	137.50	160.00
CABBAGE	KG	37.92	45.63	30.00	45.00	43.21	17.50	30.00
CAULIFLOWER	KG	43.33	53.13	35.00	55.00	47.86	27.50	47.50
BRINJAL	KG	69.17	80.00	70.00	65.00	67.86	45.00	55.00
PUMPKIN	KG	0.00	0.00	0.00	0.00	0.00	0.00	0.00
BOTTLEGOURD	KG	0.00	0.00	0.00	0.00	0.00	0.00	0.00
LADY FINGER	KG	0.00	0.00	0.00	0.00	0.00	0.00	0.00
PEAS	KG	67.50	68.75	70.00	45.00	56.43	35.00	57.50
SPINACH	KG	21.67	28.75	22.50	25.00	28.21	13.50	27.50
TINDA	KG	0.00	0.00	0.00	0.00	0.00	0.00	0.00
TURAI	KG	0.00	0.00	0.00	0.00	0.00	0.00	0.00
KARAILA	KG	0.00	0.00	0.00	0.00	0.00	0.00	0.00
ARVI	KG	0.00	0.00	0.00	0.00	0.00	0.00	0.00
CHILLIES GREEN	KG	318.33	338.75	310.00	335.00	237.86	235.00	300.00
CARROT	KG	37.50	46.25	30.00	27.50	28.21	17.50	30.00
CUCUMBER (KHEERA)	KG	65.00	66.25	50.00	45.00	58.21	55.00	50.00
LEMON	250GM	65.83	84.17	37.50	55.00	28.21	22.50	22.50
SUGAR REFINED	KG.	63.04	64.81	62.50	64.50	62.29	62.50	62.00
GUR AV.QLTY	KG.	93.33	105.63	92.50	100.00	105.71	85.00	90.00
HONEY LANGANESE 500 GM.	BOTTLE	1250.83	1285.00	1185.00	1335.00	950.00	1220.00	840.00
MILO 200 GM.	BOTTLE	280.83	285.00	275.00	285.00	280.00	290.00	243.33
CUSTARD POWDER RAFHAN 300 GM.	PKT	85.00	85.00	85.00	85.00	85.00	85.00	80.00
TOFFEE (HILAL)	EACH	2.00	2.00	2.00	2.00	2.00	1.50	1.00
CHOWKELATE CANDY (SMALL SIZE)	EACH	5.00	5.00	5.00	5.00	5.00	5.00	5.00
SWEETMEAT (MIXED)	KG	423.33	460.00	350.00	410.00	437.50	427.50	360.00
ICE CREAM WALLS	CUP.	50.00	50.00	50.00	50.00	45.00	50.00	45.00
ICE	KG	20.00	20.00	15.00	20.00	17.50	10.00	10.00
JAM AHMED/MITCHELLES	BOTTLE	160.00	160.00	160.00	160.00	140.00	155.00	140.00
SQUASH-MITCHELLES	BOTTLE	185.00	185.00	185.00	185.00	185.00	180.00	175.00
ROOH AFZA	BOTTLE	190.00	190.00	190.00	190.00	190.00	190.00	190.00
JAM-E-SHIREEN	BOTTLE	200.00	200.00	200.00	200.00	200.00	200.00	200.00
SAUNF	50 GM	26.25	27.00	21.00	27.50	20.00	16.50	20.00
CINAMON LOOSE AV. QLTY	50 GM.	31.00	29.50	31.00	37.50	30.00	27.50	25.00
CUMINSEED WHITE NATIONAL	50 GM.	75.00	73.75	75.00	75.00	70.00	70.00	70.00
PEPPER BLACK NATIONAL	50 GM.	110.00	110.00	110.00	110.00	110.00	110.00	110.00
CLOVES LOOSE AV.QLTY	50 GM.	99.17	101.25	92.50	115.00	93.93	95.00	120.00
CARDAMOM LARGE LOOSE AV.QLTY	50 GM.	152.50	158.13	152.50	155.00	117.86	112.50	100.00
CARDAMOM SMALL AV.QLTY	50 GM.	180.00	190.00	165.00	175.00	150.00	165.00	180.00
SALT-POWDERED (LAHORI) LOOSE	KG.	12.00	12.00	13.50	15.00	20.00	10.00	15.00
SALT POWDERED (NATIONAL/SHAN)	PKT	30.00	30.00	30.00	30.00	30.00	30.00	30.00
CHILLIES POWD.NATIONAL 200GM	PKT	150.00	150.00	150.00	150.00	150.00	150.00	120.00
CHILLIES POWDER LOOS	KG.	355.00	397.50	370.00	390.00	317.86	285.00	320.00
CORRIANDER SEED POWD.NATIONAL	PKT	130.00	130.00	130.00	130.00	130.00	104.00	105.00
CORRIANDER SEED (LOOSE)	KG.	281.67	282.50	255.00	277.50	229.29	215.00	240.00
TURMERIC POWD.NATIONAL 50GM	PKT.	40.00	40.00	40.00	40.00	40.00	40.00	35.00
CURRY POWD. NATIONAL 200 GM	PKT.	87.00	87.00	87.00	87.00	88.00	87.00	87.00
TOMATO KETCHUP AHMED/MITCHL	BOTTLE	125.00	125.00	125.00	125.00	95.00	100.00	100.00
PICKLES AHMED/MITCHELLES	BOTTLE	130.00	130.00	130.00	120.00	120.00	120.00	120.00
VINEGAR SYNTHETIC (SIRKA)	BOTTLE	120.00	120.00	95.00	120.00	90.00	90.00	100.00
GARLIC	KG	202.50	218.75	180.00	190.00	170.71	200.00	160.00
GINGER	KG	230.00	273.75	200.00	210.00	217.86	200.00	200.00
TAPAL DANEDAR TEA 200GM PACKET	PKT	200.00	200.00	200.00	200.00	200.00	200.00	200.00
TEA LIPTON YELLOW LABEL 200GM.	PKT.	221.05	221.05	221.05	221.05	222.00	221.05	221.05

Contd.

7.11 Intercity Consumer Prices March, 2019

Description	Unit	Rawalpindi	Islamabad	Attock	Jehlum	Lahore	Sahiwal	Gujranwala
TEA LOOSE KENYA AV.QLTY 250GM.	PKT.	200.00	200.00	210.00	195.00	166.43	182.50	180.00
COFFEE-NESCAFE 75 GM. **	BOTTLE	400.00	400.00	380.00	455.00	370.00	350.00	380.00
COLD DRINK (STANDARD SIZ)	BOTTLE	30.00	30.00	30.00	25.00	20.00	25.00	25.00
FRUIT JUICE TETRA PACK	PKT.	20.00	20.00	17.50	17.50	20.00	20.00	20.00
MINERAL WATER NESTLE 1.5 LTR	BOTTLE	57.50	57.50	55.00	57.50	53.00	54.00	55.00
CIGARETTES K-2 10'S **	PKT	60.00	60.00	60.00	60.00	60.00	60.00	60.00
CIGARETTES CAPSTAN 10'S **	PKT	60.00	60.00	60.00	60.00	60.00	60.00	60.00
CIGARETTES GOLD LEAF 20'S	PKT	150.00	150.00	150.00	150.00	150.00	150.00	150.00
CIGARETTES MORVEN GOLD 20'S	PKT	60.00	60.00	60.00	60.00	60.00	60.00	60.00
BETEL LEAVES	50GM.	146.67	150.00	122.50	120.00	110.00	120.00	120.00
BETEL NUTS	KG.	1291.67	1325.00	850.00	750.00	750.00	700.00	700.00
LONG CLOTH 57" GUL AHMED/AL-KARAM	METER	218.33	245.00	235.00	290.00	295.00	337.50	172.50
SHIRTING AV.QLTY.	METER	220.00	225.63	215.00	255.00	165.00	312.50	185.00
PANT CLOTH W & WEAR AV.QLTY	METER	547.08	530.00	530.00	485.00	389.29	636.25	345.00
LAWN PRINTED GUL AHMED/AL-KARAM	METER	273.33	307.50	282.50	325.00	337.50	415.00	222.50
GEORGETTE AV.QLTY	METER	165.00	175.00	172.50	165.00	145.00	150.00	160.00
LINEN AV.QLTY ***	METER	173.33	182.50	175.00	175.00	173.93	250.00	115.00
HEAVY WT SUITING LAWERNCPUR AVG QLTY	METER	2020.83	2050.00	2025.00	2050.00	1582.14	1425.00	1050.00
HEAVY WT SUITING LAWERNCPUR SUP QLTY	METER	2545.83	2550.00	2550.00	2550.00	2450.00	1625.00	2350.00
TROPICAL SUITING LAW.PUR	METER	1950.00	1950.00	1950.00	1950.00	1550.00	1325.00	925.00
PANT BOY 24"/26" LENGTH.	EACH	598.33	637.50	612.50	675.00	381.79	897.50	712.50
SHIRT BOY 24"/26" LENGTH	EACH	439.58	446.88	490.00	575.00	363.57	862.50	462.50
SCHOOL UNI. PANT,SHIRT BOYS	SUIT	646.67	693.13	575.00	605.00	728.57	775.00	975.00
SCHOOL UNI. KAMEEZ,SHAL.BOYS	SUIT	615.83	680.00	565.00	510.00	574.64	575.00	925.00
SCHOOL UNI. KAMEEZ,SHAL.GIRL	SUIT	593.75	646.25	525.00	485.00	610.71	525.00	925.00
FROCK W/WEAR GIRLS	EACH	2425.00	2487.50	2450.00	1325.00	1135.71	1450.00	950.00
AWAMI-SUIT W & W(BOY) 24"/26	SUIT	2087.50	2137.50	2050.00	1650.00	1078.57	1740.00	1125.00
AWAMI-SUIT W&W (GENTS)AV.QLTY	SUIT	2012.50	2093.75	2100.00	2050.00	1178.57	1987.50	1125.00
PULLOVER GENTS OXFORD/BON.	EACH	3650.00	3650.00	3650.00	3625.00	3290.00	3780.00	3000.00
PULLOVER LADIES OXFORD/BON.	EACH	3650.00	3650.00	3650.00	3625.00	3470.00	3380.00	2950.00
PULLOVER (GENTS) OTHERS A.QTY	EACH	1375.00	1400.00	1275.00	1162.50	1050.00	1150.00	550.00
SECOND-HAND COAT FOR MEN	EACH	722.50	500.00	525.00	525.00	733.33	450.00	600.00
SECONDHAND SWEETER FOR MEN DUP QLTY	EACH	450.00	0.00	375.00	225.00	591.67	325.00	600.00
SECONDHAND WINTER JACKET	EACH	766.67	0.00	625.00	575.00	733.33	425.00	650.00
UNDERWEAR AV.QLTY MEDIUM SIZE	EACH	248.75	252.50	210.00	195.00	180.71	187.50	125.00
VEST FOR MEN AV.QLTY.	EACH	260.00	260.00	190.00	195.00	166.07	190.00	125.00
VEST/SHAMEEZ (WOMEN) AVG. QLTY	EACH	235.00	233.75	230.00	165.00	228.57	190.00	142.50
SOCKS NYLON (PAKISTANI)	PAIR	130.00	140.00	90.00	87.50	115.00	102.50	110.00
BRASSIER AV.QLTY.	EACH	284.17	305.00	255.00	145.00	187.86	240.00	165.00
BRASSIER SUP QLTY	EACH	820.83	887.50	775.00	345.00	1064.29	500.00	380.00
DOPATTA GEORGETTE AV.QLTY.	EACH	367.50	381.88	362.50	325.00	317.86	315.00	287.50
DOPATTA COTTON AV GLTY	EACH	366.67	381.88	362.50	237.50	205.36	225.00	195.00
CHADDAR (W/WEAR) (2x2.5 MTR)	EACH	550.00	562.50	525.00	475.00	423.21	375.00	387.50
LUNGI/DHOTI(COTTON) AVG. QLTY	EACH	506.67	528.13	512.50	240.00	250.71	375.00	212.50
HANDKERCHIEF AVG. QLTY PAK	EACH	44.17	47.50	42.50	35.00	32.50	50.00	50.00
HANDKERCHIEF SUP. QLTY PAK	EACH	66.67	74.38	60.00	55.00	65.00	90.00	75.00
GLOVES AV QLTY	PAIR	155.00	162.50	155.00	155.00	101.43	230.00	105.00
AZARBAND COTTON AVG. QLTY	EACH	22.50	22.50	17.50	25.00	21.96	20.00	25.00
SEWING THREAD/REEL(ASLI PARI)	EACH	9.00	9.00	7.50	10.00	7.00	8.00	6.00
WASHING CHARGES PAINT & SHIRT	SUIT	94.58	105.00	110.00	175.00	101.43	165.00	170.00
DRY CLEANING SUIT COAT PANT	SUIT	612.50	700.00	335.00	475.00	448.21	550.00	475.00
WASHING CH. (KAMIZ-SHALWAR)	PAIR	92.92	94.38	75.00	105.00	71.43	90.00	125.00
TAILORING SHIRT	EACH	568.75	800.00	475.00	675.00	607.14	500.00	500.00
TAILORING CHARGES PANT (MEN)	EACH	1041.67	1237.50	750.00	1300.00	807.14	925.00	600.00
TAILORING COAT-PANT SUIT	SUIT	3983.33	6187.50	4100.00	4750.00	5071.43	5000.00	3250.00
TAILORING AWAMI-SUIT (MALE)	SUIT	841.67	1000.00	637.50	800.00	739.29	775.00	600.00
TAILORING SUIT FEMALE	SUIT	754.17	950.00	575.00	662.50	689.29	650.00	500.00
GENTS SHOES PAUL BATA	PAIR	1199.00	1199.00	1199.00	1199.00	1299.00	1199.00	1199.00
GENTS SANDAL BATA	PAIR	699.00	699.00	699.00	699.00	699.00	699.00	699.00
GENTS SPOUNG CHAPPAL BATA	PAIR	199.00	199.00	199.00	199.00	199.00	199.00	199.00
LADIES SANDAL BATA	PAIR	599.00	599.00	599.00	599.00	599.00	599.00	599.00

Contd.

7.11 Intercity Consumer Prices March, 2019

Description	Unit	Rawalpindi	Islamabad	Attock	Jehlum	Lahore	Sahiwal	Gujranwala
LADIES SPOUNG CHAPPAL BATA	PAIR	199.00	199.00	199.00	199.00	199.00	199.00	199.00
CHILD SHOE POWER LITE BATA	PAIR	699.00	699.00	699.00	699.00	699.00	699.00	699.00
GENTS SHOE, ART 1109 SERVICE	PAIR	999.00	999.00	999.00	999.00	999.00	999.00	999.00
NYLON JOGGER 27 SIZE 2-5 ***	PAIR	1399.00	1399.00	1399.00	1399.00	1399.00	1399.00	1399.00
CHINA FOOT WEAR AV. QLTY (MALE) *	PAIR	1116.67	1175.00	1125.00	1075.00	839.29	625.00	500.00
CHINA FOOT WEAR AV. QLTY (FEMALE) *	PAIR	1033.33	1137.50	1025.00	925.00	730.36	550.00	450.00
CHINA FOOT WEAR AV. QLTY (CHILDREN) *	PAIR	933.33	950.00	825.00	925.00	528.57	437.50	400.00
SHOE REPAIR HALF SOLE	PAIR	146.25	152.50	145.00	135.00	106.43	160.00	120.00
SHOES POLISH CHARGES AVERAGE SHOP	PAIR	27.50	28.75	27.50	25.00	30.00	30.00	20.00
HOUSE RENT (combined)	MONTH	17044.00	54763.00	4553.00	7389.00	13874.00	9287.00	6602.00
rent 2	pm	17044.00	54763.00	4553.00	7389.00	13874.00	9287.00	6602.00
RENT3	PM	17044.00	54763.00	4553.00	7389.00	13874.00	9287.00	6602.00
RENT4	PM	17044.00	54763.00	4553.00	7389.00	13874.00	9287.00	6602.00
RENT5	PM	17044.00	54763.00	4553.00	7389.00	13874.00	9287.00	6602.00
RENT6	PM	17044.00	54763.00	4553.00	7389.00	13874.00	9287.00	6602.00
SYNTHETIC ENEMAL ROBIALAC BALTI 3.64 LTR.	EACH	2325.00	2350.00	2325.00	2275.00	2450.00	2366.00	1700.00
SYNTHETIC ENEMAL ICI BALTI 3.64 LTR.	EACH	2475.00	2475.00	2475.00	2525.00	2450.00	2970.00	2350.00
CEMENT (LOCAL) SPECIFY BRAND NAME	BAG	590.00	595.00	565.00	595.00	615.00	595.00	600.00
BRICKS (NEW) IST CLASS	P/1000	11750.00	12125.00	9450.00	8750.00	8750.00	6750.00	8500.00
CEMENT BLOCKS (6"x8"x12")	P/100	4200.00	0.00	2725.00	0.00	0.00	0.00	0.00
BAJREE	100CFT	5000.00	5000.00	5100.00	4100.00	7200.00	5650.00	6000.00
SAND (BLACK PIT SAND)	K100CFT	3050.00	3050.00	1975.00	2295.00	3150.00	2950.00	2600.00
TIMBER SHESHAM LOG IST QUALITY	cubmt.	89269.50	89166.13	89169.50	86521.00	123601.50	88275.00	50323.50
IRON BAR (M.S. BAR) 1/2"	P/TON	92000.00	92000.00	88250.00	91250.00	97500.00	95000.00	96000.00
CARPENTER WAGE RATE	P/DAY	1400.00	1400.00	1050.00	1100.00	1100.00	1000.00	950.00
MASON (RAJ) WAGE RATE	P/DAY	1400.00	1400.00	1100.00	1100.00	1150.00	1000.00	1300.00
UNSKILLED LABOUR WAGE RATE	P/DAY	850.00	850.00	700.00	750.00	850.00	600.00	800.00
PLUMBER WAGE RSTE	P/DAY	1400.00	1400.00	1050.00	1100.00	1050.00	0.00	800.00
ELECTICIAN WAGE RATE PER DAY **	P/DAY	0.00	0.00	0.00	0.00	1025.00	0.00	750.00
ELECTICIAN WAGE RATE PER POINT **	P/PNT	215.00	220.00	190.00	205.00	177.50	190.00	140.00
WATER CHARGES PER HOUSE	P/MONTH	161.50	98.00	120.00	100.00	325.00	70.00	100.00
ELECT.CHARGES UPTO 50 UNITS	P/UNIT	2.00	2.00	2.00	2.00	2.00	2.00	2.00
ELECT.CHARGES 01 - 100 UNIT	P/UNIT	6.22	6.22	6.22	6.22	6.22	6.22	6.22
ELECT.CHARGES 101 - 300 UNIT	P/UNIT	9.59	9.59	9.59	9.55	9.59	9.59	9.59
ELECT.CHARGES 301 - 1000 UNIT	P/UNIT	18.03	18.03	18.03	18.03	18.03	18.03	18.03
ELECT.CHARGES ABOVE 1000 UNIT	P/UNIT	21.13	21.13	21.13	21.13	21.13	21.13	21.13
ELEC	PM	11.39	11.39	11.39	11.39	11.39	11.39	11.39
GAS CHRg upto 3.3719 MMBTU	MMBTU	145.08	145.08	145.08	145.08	145.08	145.08	145.08
GAS CHRg 3.3719 - 6.7438 MMBTU	MMBTU	308.88	308.88	308.88	308.88	308.88	308.88	308.88
GAS CHRg 6.7438 - 10.1157 MMBTU	MMBTU	321.75	321.75	321.75	321.75	321.75	321.75	321.75
GAS CHRg10.1157 - 13.4876 MMBTU	MMBTU	1310.40	1310.40	1310.40	1310.40	1310.40	1310.40	1310.40
GAS	PM	1708.20	1708.20	1708.20	1708.20	1708.20	1708.20	1708.20
GAS	PM	758.86	758.86	758.86	758.86	758.86	758.86	758.86
KEROSENE OIL	LTR	135.00	137.50	119.00	113.75	130.00	122.00	126.00
FIREWOOD WHOLE	40 KG.	741.67	785.00	565.00	650.00	810.71	575.00	775.00
CHAIR SHESHAM WOOD WITH ARMS **	EACH	4991.67	5050.00	4100.00	4750.00	5892.86	3250.00	2900.00
CHAIR PLASTIC (CHAIRMAN) AVERAGE QUALITY	EACH	825.00	812.50	825.00	855.00	1450.00	775.00	800.00
TABLE SHESHAM WOOD (4X2X5") ***	EACH	8045.83	7925.00	6650.00	5750.00	15821.43	7450.00	10250.00
SOFASET WOODEN WITH FOAM SEAT **	SET	28750.00	31625.00	24500.00	20250.00	29000.00	24750.00	30000.00
COT IRON (WITH NIWAR)AV.QLTY.	EACH	2941.67	2950.00	2900.00	1975.00	3100.00	2400.00	2350.00
ALMIRAH (STEEL) 6'X3' 20 GUAGE	EACH	12750.00	12625.00	11750.00	11750.00	12964.29	12750.00	9300.00
DINNING TABLE 6 CHAIRS A.QLTY	SET	27625.00	28750.00	23000.00	27500.00	25500.00	32000.00	25000.00
SINGLE BED WITHOUT FOAM MED.	EACH	7150.00	7462.50	7250.00	7250.00	12500.00	14500.00	10000.00
MATRESS SINGLE(4"THICK)	EACH	6531.25	6500.00	6450.00	6050.00	6200.00	7000.00	6600.00
FARSHI DARI 12'X9' AV.QLTY	EACH	2300.00	2368.75	2250.00	1425.00	1607.14	1200.00	925.00
DARI COTTON (6'x2 1/2') AV.QL	EACH	1079.17	1081.25	975.00	487.50	525.00	1000.00	450.00
CARPET PLAIN AV. QLTY	SQFT.	31.00	31.00	29.00	37.50	37.50	36.50	40.00
QUILT (LHAF) 3 KG. COTTON	EACH	1462.50	1418.75	1275.00	1050.00	1500.00	1500.00	1075.00
BLANKET (90" x 54")	EACH	4450.00	4550.00	4100.00	3225.00	5750.00	4250.00	3100.00
BEDSHEET SINGLE BED SUP.QLTY	EACH	672.92	687.50	625.00	487.50	775.00	600.00	525.00

Contd.

7.11 Intercity Consumer Prices March, 2019

Description	Unit	Rawalpindi	Islamabad	Attock	Jehlum	Lahore	Sahiwal	Gujranwala
BED SHEET DOUBLE WITH TWO PILLOW COVERS SUP QLTY	SET	1393.75	1425.00	1475.00	1225.00	1278.57	1075.00	1150.00
TOWEL(3'x2') AV. QALTY	EACH	440.42	450.00	410.00	312.50	375.00	450.00	175.00
CEILING FAN 48" SUPER QLTY **	EACH	3550.00	3575.00	3750.00	3225.00	3150.00	3300.00	2800.00
PEDESTAL FAN 22" SUPER QLTY	EACH	4100.00	4100.00	4550.00	4100.00	4800.00	5100.00	4500.00
REFG. DAWLENCE 10 CFT. D.DOOR	EACH	35750.00	35750.00	35750.00	34300.00	38000.00	35250.00	32000.00
D-FREEZER WAVES 8 CFT.	EACH	36300.00	36275.00	36300.00	36250.00	32000.00	31000.00	32000.00
AIRCONDITIONER 1.5 TON PEL	EACH	41000.00	41000.00	41000.00	42400.00	48000.00	42000.00	48000.00
SPLIT AIR CONDITIONER 1.5 TON (SPECIFY BRAND NAME)	EACH	51750.00	51812.50	51750.00	51890.00	55000.00	55000.00	48000.00
AIRCOOLER SUPER ASIA	EACH	12791.67	12750.00	13750.00	15250.00	17000.00	12000.00	17000.00
WASHING MACHINE SINGER	EACH	16000.00	16000.00	17000.00	16000.00	18000.00	16000.00	18500.00
SEWING MACHINE(SINGER)	EACH	8360.00	8360.00	8300.00	8360.00	8800.00	8800.00	8500.00
GIZER LARGE SIZE 30 GALLON CAPACITY SUP QLTY	EACH	25900.00	25900.00	25900.00	16250.00	22950.00	28000.00	15250.00
GAS BURNER DOUBLE SPFY.BRAND	EACH	2554.17	2762.50	2450.00	2100.00	2078.57	1450.00	1500.00
ELECT. IRON PHILIPS MDL.1120	EACH	2950.00	3025.00	2950.00	2550.00	3000.00	2800.00	2200.00
ELECTRIC JUICER FOR APPLE	EACH	9125.00	9987.50	9250.00	9700.00	13000.00	9250.00	4500.00
S.STEEL DEGHCHI MEDIUM SIZE ***	EACH	985.00	1010.00	925.00	710.00	733.93	500.00	1185.00
ALUMINIUM COOKING PAN (DEGCHI) MED SIZE	EACH	914.58	960.00	825.00	690.00	664.29	600.00	900.00
NON STICK COOKING PAN (DEGCHI) SUP. QLTY	EACH	1675.00	1762.50	1425.00	1425.00	1625.00	1375.00	1550.00
FRYING PAN STEEL AVG. QLTY MED. SIZE	EACH	746.67	750.00	725.00	410.00	630.36	575.00	575.00
TAWA IORN (MEDIUM SIZE) AVG. QLTY	EACH	367.08	389.38	365.00	325.00	555.36	550.00	412.50
S.STEEL PLATE A.QLTY.(M.SIZE)	EACH	116.25	115.00	115.00	82.50	85.36	77.50	110.00
TABLE SPOON S.STEEL SUP.QLTY.	DOZEN	556.67	565.00	540.00	525.00	412.50	500.00	575.00
WATER SET JUG+6 GLASSES (OMROC)	SET	492.92	504.38	475.00	475.00	730.36	675.00	400.00
TEA SET PAK. CHINAWARE 21 PCS.	SET	3458.33	3500.00	3100.00	3050.00	1557.14	3100.00	2000.00
DINNER SET PLASTIC 72 PIECES SUPERIOR QLTY	SET	7750.00	7925.00	7500.00	6100.00	6964.29	8000.00	5900.00
HOTPOT SET PLASTIC 3 PCS.	SET	1887.50	1925.00	1875.00	1725.00	1900.00	1375.00	1500.00
BUCKET(BALTI) PLASTIC MED.SIZ	EACH	293.33	318.75	255.00	362.50	478.57	275.00	295.00
LOTA PLASTIC (MED SIZE) AVERAGE QUALITY	EACH	74.58	86.88	55.00	65.00	65.00	75.00	50.00
PRESURE COOKER 4 LTR.	EACH	2125.00	2131.25	2125.00	2050.00	1700.00	1200.00	1780.00
WATER COOLER 9/10 LTR.PLASTIC ***	EACH	708.33	725.00	575.00	525.00	675.00	675.00	650.00
THERMOS STARVAC 1 LTR	EACH	665.83	696.88	625.00	610.00	807.14	662.50	650.00
BULB PHILIPS 100-WATTS	EACH	40.00	40.00	40.00	50.00	40.00	42.50	35.00
TUBE LIGHT PHILIPS 40 WATTS	EACH	175.00	175.00	175.00	170.00	120.00	165.00	120.00
ELECTRIC BLUBS "0" WATTE LOCAL	EACH	40.00	40.00	32.50	40.00	30.00	25.00	25.00
ELECTRIC BLUB ENERGY SAVER 14 WATTS	EACH	167.50	167.50	165.00	167.50	170.00	160.00	170.00
WASHING SOAP 250 GMS SPECIFY BRAND NAME	EACH	45.00	45.00	45.00	45.00	45.00	45.00	45.00
SURF EXCEL 400 GMS POLY BAG	EACH	120.00	120.00	120.00	120.00	150.00	120.00	150.00
WASHING POWDER 1000 GRM	EACH	190.00	190.00	190.00	190.00	190.00	190.00	190.00
WASHING POWDER (WHEEL/ BONUS) 100 GRAMS	EACH	113.00	113.00	113.00	113.00	95.00	95.00	95.00
CLEANSER POWDER VIM 1000 GM	PKT.	88.89	88.89	88.89	88.89	90.00	100.00	85.55
FINIS 500 ML	BOTTLE	250.00	250.00	250.00	250.00	287.50	262.50	200.00
PHNYLE TYPHONE/FINIS/CARRANITE 3 LITRES	BOTTLE	207.27	190.91	196.00	190.00	160.00	160.00	165.00
HARPIC	BOTTLE	190.00	190.00	190.00	190.00	190.00	190.00	190.00
BOOT POLISH CHERRY/KIWI 50ML	EACH	166.66	166.66	166.67	166.66	131.43	155.55	166.66
ROBIN BLUE (35 GRAMS)	PKT.	65.00	65.00	65.00	65.00	65.00	65.00	60.00
TISSU PAPER PERFUMED 100 PCS.	PKT	140.00	140.00	140.00	140.00	170.00	125.00	115.00
TOILET PAPER ROLL (R.PETEL)	P/ROLL	50.00	50.00	50.00	50.00	50.00	50.00	40.00
BOOT POLISH LIQUID CHEERY BLOSSOM KIWI 75 ML	BOTTLE	180.00	180.00	180.00	180.00	170.00	180.00	160.00
MATCH BOX SMALL	EACH	2.00	2.00	2.00	2.00	3.00	2.00	2.00
DRY CELL 1.5 VOLT(LOCAL)	EACH	37.50	37.50	30.00	42.50	40.00	40.00	25.00
HAND STITCHING NEEDLE M.SIZE	PACKET	10.00	10.00	7.75	9.00	7.50	10.00	5.00
SEWING MACHINE NEEDLE (SINGER)	EACH	10.00	9.13	9.00	10.00	10.00	9.00	6.00
HOUSEHOLD SERVANT FEMALE P/T	P/MNTH	2333.33	2487.50	1700.00	1900.00	2250.00	1500.00	1550.00
MARRIAGE HALL WITH FURNITURE	P/HEAD	174.17	191.25	155.00	145.00	192.86	150.00	115.00
SEPTRAN TABLETS	10TAB.	20.89	20.89	20.89	20.89	20.10	21.00	20.00
BRUFEN TABS 200-MG.	10TAB.	8.90	8.90	8.91	10.00	12.00	10.00	10.00
PANADOL TAB. EXTRA/PLAIN	10TAB.	12.50	12.50	12.50	12.50	12.00	13.00	12.00
DISPRIN TAB.	10TAB.	13.40	13.40	13.40	13.40	13.00	13.40	16.00
TRISIL TAB.	10 TAB	15.30	15.30	15.34	15.30	11.60	12.00	15.00
FLAGYL TAB. 200 MG.	10TAB.	10.00	10.00	10.00	10.00	10.00	16.00	10.00

Contd.

7.11 Intercity Consumer Prices March, 2019

Description	Unit	Rawalpindi	Islamabad	Attock	Jehlum	Lahore	Sahiwal	Gujranwala
VENTOLIN TAB. 2MG.	10TAB.	10.40	10.38	10.40	10.40	12.00	10.30	10.00
DAONIL TAB. 5 MG.	10TAB.	16.94	16.94	16.83	16.94	17.00	16.90	17.00
ENTOX TAB.	10TAB.	15.00	15.00	15.00	15.00	15.00	15.00	15.00
RENITEC TAB. 5 MG.	10TAB.	62.20	62.20	62.20	62.20	62.00	60.60	58.50
CAC. 1000 TAB	BOTTLE	153.04	153.04	153.04	153.04	133.00	133.00	133.08
AMOXIL CAPSOLE 250 MG.S	10CAP.	36.40	36.40	36.40	36.40	36.40	36.50	35.00
CALCIUM SYRUP SANDOZ	BOTTLE	64.00	64.00	64.00	64.00	64.00	64.00	64.00
LEDERPLEX SYRUP	BOTTLE	52.74	52.74	52.74	52.74	52.00	52.74	52.74
SANCOS SYRUP (50 ML.)	BOTTLE	27.50	27.50	27.50	27.50	30.00	30.00	30.00
PHENERGAN SYRUP 120 ML.	BOTTLE	36.74	36.74	36.74	36.74	36.74	36.74	35.35
CALPOL SYRUP 60 ML.	BOTTLE	30.73	30.73	30.73	30.73	28.39	30.73	30.60
HYDRYLLIN SYRUP 120 ML.	BOTTLE	69.00	69.00	69.00	69.00	69.00	69.00	69.00
POLYFAX EYE OINTMENT	TUBE	22.50	22.50	22.50	22.50	22.50	22.50	21.00
BETNESOL EYE DROPS	BOTTLE	34.60	34.60	34.60	34.60	34.60	35.00	33.89
EAR DROPS (CARDISPORINE) ***	BOTTLE	22.04	22.04	22.04	22.04	25.00	21.00	21.00
BETNOVATE-N OINTMENT 5 GMS	TUBE	16.68	16.68	16.68	16.68	16.65	16.67	16.67
BURNOL CREAM 30 GRM	TUBE	55.42	55.42	55.42	55.42	55.45	55.48	55.42
VICKS VAPORUB/BALM	BOTTLE	36.00	36.00	36.00	36.00	36.00	36.00	36.00
GLYCRINE SMALL BOTTLE	BOTTLE	35.00	35.00	35.00	27.50	35.00	50.00	20.00
JOUHAR JOSHANDA	PKT.	10.00	10.00	10.00	10.00	10.00	10.00	10.00
GALXOS-D (450 GRMS)	PKT.	157.50	157.50	157.50	168.75	157.50	157.50	157.50
GRIPE-WATER WOODWARDS	BOTTLE	60.00	60.00	60.00	60.00	60.00	60.00	60.00
SANIPLAST ONE PUTTY	EACH	2.00	2.00	2.00	2.00	2.00	1.57	2.00
O.R.S. (NIMCOL)	PKT.	18.00	18.00	18.00	18.00	18.00	18.00	18.00
DETTOL (MEDIUM)	BOTTLE	150.00	150.00	150.00	150.00	100.00	150.00	100.00
COTTON BANDAGE 2" - 4"	EACH	11.00	11.00	9.00	11.00	8.00	13.00	7.50
THERMOMETER CHINA	EACH	60.00	58.75	50.00	65.00	68.00	50.00	60.00
DOCTOR (MBBS) CLINIC FEE	P/PAT.	216.67	225.00	135.00	175.00	125.00	312.50	100.00
URINE TEST (DR) CHARGES	P/TEST	283.33	315.63	110.00	150.00	155.00	100.00	100.00
BLOOD TEST (CP) CHARGES	P/TEST	516.67	578.13	275.00	350.00	575.00	375.00	300.00
SUGAR TEST (RANDOM/FASTING BOTH) CHARGES	P/TEST	450.00	470.00	200.00	210.00	175.00	105.00	200.00
ECG CHARGES	P/TEST	412.50	475.00	250.00	250.00	325.00	312.50	200.00
X-RAY (CHEST) CHARGES	P/X-RAY	558.33	550.00	375.00	400.00	400.00	425.00	400.00
CAR SUZUKI 800 CC (W/O. A/C)	EACH	817750.00	817750.00	817750.00	817750.00	817750.00	817750.00	817750.00
CAR SUZUKI 1000 CC	EACH	1432900.00	1432900.00	1432900.00	1432900.00	1410000.00	1410000.00	1400000.00
CAR TOYOTA 1300 CC	EACH	2101000.00	2101000.00	2101000.00	2101000.00	2031000.00	2076000.00	1979000.00
CAR HONDA CIVIC	EACH	2861500.00	2861500.00	0.00	0.00	2861500.00	2824000.00	3005500.00
MOTORCYCLE HONDA CD-70.	EACH	70500.00	70500.00	70500.00	70500.00	69500.00	70500.00	70500.00
MOTORCYCLE YAMAHA 100CC.	EACH	79300.00	79300.00	79300.00	79300.00	79300.00	79300.00	79300.00
MOTOR CYCLE HERO 70 CC	EACH	47250.00	47250.00	46500.00	47000.00	49000.00	49000.00	44000.00
BICYCLE WITH TYRES & TUBES	EACH	8658.33	8775.00	8650.00	9250.00	8000.00	8375.00	8000.00
TYRE CAR WITH TUBE GENERAL	EACH	3225.00	3225.00	3275.00	3175.00	3000.00	3150.00	3300.00
TYRE MOTOR CYCLE WITHOUT TUBE	EACH	1275.00	1275.00	1250.00	1325.00	1200.00	1200.00	1250.00
TYRE CYCLE SPECIFY BRAND NAME	EACH	435.42	423.75	410.00	465.00	360.00	375.00	350.00
TYRE CAR W/O TUBE	EACH	3221.25	3225.00	3275.00	3175.00	2850.00	2800.00	3000.00
PETROL SUPER	LITRE	92.89	92.89	92.89	92.89	92.89	92.89	92.89
HIGH SPEED DIESEL HSD	LITRE	111.43	111.43	111.43	111.43	111.43	111.43	111.43
CNG	K.G.	81.22	79.96	77.95	79.95	75.95	75.95	76.95
GAS CYLINDER STAND. SIZE	EACH	1422.50	1422.50	1460.00	1300.00	1237.50	1375.00	1320.00
MOTOR CYCLE SERVICE CHARGES	EACH	325.00	325.00	290.00	350.00	275.00	187.50	280.00
CAR SERVICE CHARGES	EACH	375.00	375.00	325.00	425.00	400.00	300.00	250.00
TYRE PUNCTURE CHARGES	EACH	110.00	110.00	85.00	90.00	100.00	75.00	80.00
CYCLE OVERHAULING CHARGES	EACH	933.33	950.00	625.00	475.00	319.64	325.00	200.00
CAR TAX FOR 800CC TO 1300CC	YEARLY	2650.00	432.00	2650.00	2650.00	2650.00	2650.00	2650.00
TRAIN FARE ECO. 1-100 KM.	P/KM.	2.05	2.05	2.05	2.05	2.05	2.05	2.05
TRAIN FARE ECO. 101-500 KM.	P/KM.	1.36	1.36	1.36	1.36	1.36	1.36	1.36
TRAIN FARE ECO. > 500 KM.	P/KM.	0.98	0.98	0.98	0.98	0.98	0.98	0.98
TRAIN FARE IST SLP. 1-100KM	P/KM.	3.00	3.00	3.00	3.00	3.00	3.00	3.00
TRAIN FARE IST SLP.101-500 KM	P/KM.	2.45	2.45	2.45	2.45	2.45	2.45	2.45
TRAIN FARE IST SLP. > 500 KM	P/KM.	1.57	1.57	1.57	1.57	1.57	1.57	1.57
TRAIN FARE A/C SLP. 1-100KM.	P/KM	6.20	6.20	6.20	6.20	6.20	6.20	6.20

Contd.

7.11 Intercity Consumer Prices March, 2019

Description	Unit	Rawalpindi	Islamabad	Attock	Jehlum	Lahore	Sahiwal	Gujranwala
TRAIN FARE A/C SLP.101-500KM	P/KM.	5.54	5.54	5.54	5.54	5.54	5.54	5.54
TRAIN FARE A/C SLP > 500KM.	P/KM	4.10	4.10	4.10	4.10	4.10	4.10	4.10
PLATEFORM TICKET	EACH	10.00	10.00	10.00	10.00	10.00	10.00	10.00
AUTO RICKSHAW FARES	KM/MIN	75.00	0.00	55.00	90.00	50.00	90.00	60.00
FULL TONGA CHARGES	KM/MIN	0.00	0.00	0.00	0.00	80.00	100.00	50.00
TAXI 4 SEATER FARE	KM/MIN	100.00	100.00	75.00	0.00	100.00	100.00	100.00
BUS FARE MIN (WITHIN CITY)	TICKET	12.00	12.00	0.00	12.00	12.00	0.00	15.00
BUS FARE MAX (WITHIN CIT	TICKET	28.00	28.00	0.00	25.00	23.00	0.00	20.00
BUS FARE OUTSIDE CITY	P/KM.	0.93	0.93	0.93	0.93	0.93	0.74	1.60
A/C BUS FARE OUTSIDE CITY	P/KM.	2.33	2.33	2.33	2.33	2.30	2.23	2.33
MINIBUS FARE MIN.WITH IN CITY	TICKET	15.00	15.00	0.00	0.00	15.00	0.00	10.00
MINIBUS FARE MAX.WITH IN CITY	TICKET	24.00	24.00	0.00	0.00	35.00	0.00	20.00
SUZUKI FARE MIN.WITH IN CITY	TICKET	15.00	15.00	15.00	0.00	12.00	0.00	10.00
SUZUKI FARE MAXIMUM W.IN CITY	TICKET	24.00	24.00	15.00	10.00	22.00	0.00	20.00
AIR FARE ECONOMY CLASS.	P/KM.	16.41	16.41	16.41	16.41	16.41	0.00	16.41
POSTAL ENVELOPE DOMESTIC	EACH	8.00	8.00	8.00	8.00	8.00	8.00	8.00
ENVELOPE FOR SAUDI ARABIA	EACH	50.00	50.00	50.00	50.00	55.00	50.00	50.00
POSTAL REGISTRATION CHARGES	EACH	38.00	38.00	38.00	38.00	38.00	38.00	38.00
U.M.S. REG CHARGES MIN.	EACH	58.00	58.00	58.00	58.00	60.00	59.00	59.00
T.C.S. CH. MIN.WITH IN ZONE	EACH	200.00	200.00	200.00	200.00	200.00	200.00	200.00
TELEPHONE CHARGES LOCAL CALL	P/CALL	4.65	4.65	4.65	4.65	4.65	4.65	4.65
TEL CHARGES OUT SIDE CITY	P/CALL	4.65	4.65	4.65	4.65	4.65	4.65	4.65
INTERNET CHARGES	P/HOUR	32.50	32.50	30.00	50.00	30.00	12.00	50.00
MOBILE CELL CHARGES	P/UNIT	3.00	3.00	3.00	3.00	2.50	3.00	3.00
FAX CHARGES (LOCAL)	P/PAGE	17.50	20.00	17.50	17.50	20.00	20.00	30.00
TELEPHONE SET AV. QLTY	EACH	625.00	725.00	550.00	850.00	775.00	950.00	1100.00
MOBILE SET NOKIA/SONY/ERICSON/SAMSUNG WITHOUT CAMERA	EACH	2950.00	2968.75	2950.00	3150.00	2700.00	3150.00	2800.00
T.V. 20" COLORED WEGA H-A21.	EACH	18108.33	18200.00	18100.00	18100.00	20500.00	16900.00	15000.00
T.V 20" COLOR CHINA/KORIA)	EACH	14250.00	14250.00	14250.00	14250.00	6500.00	13500.00	7000.00
V.C.P. PANASONIC/LG/NAT	EACH	0.00	0.00	5550.00	0.00	4200.00	0.00	0.00
DVD/VCD PLAYER PANASONIC/LG	EACH	3750.00	3750.00	3550.00	3750.00	6557.14	4500.00	4000.00
RADIO WITH C.PLAYER NATIONAL	EACH	2150.00	2150.00	2150.00	2050.00	1821.43	1800.00	2250.00
PERSONNEL COMPUTER (BRANDED)	EACH	73500.00	73500.00	73500.00	73000.00	53000.00	65000.00	37400.00
VID. CASSETTE BLK. TDK/SONY	EACH	144.17	145.00	135.00	175.00	122.14	155.00	0.00
COM. C.D. (TDK/IMATION)	EACH	56.67	59.38	75.00	75.00	36.79	50.00	35.00
TAPE RECORDER CASSETTE BLANK	EACH	42.50	47.50	42.50	47.50	40.00	65.00	35.00
VIDEO GAME SEGA 16 BYTE	EACH	1150.00	1150.00	1175.00	1050.00	1200.00	1800.00	1050.00
CINEMA A/C. HIGH CLASS	TICKET	250.00	0.00	0.00	0.00	550.00	0.00	80.00
CINEMA NON-A/C HIGH CLASS	TICKET	100.00	0.00	0.00	0.00	150.00	200.00	90.00
CABLE CHARGES	P/MONTH	325.00	325.00	275.00	300.00	308.33	420.00	300.00
TV.LICENCE FEE DOMESTIC	YEARLY	420.00	420.00	420.00	420.00	420.00	420.00	420.00
ENGLISH BOOK CLASS V1	EACH	82.00	82.00	82.00	77.00	76.00	76.00	76.00
ENGLISH BOOK CLASS IX OR X	EACH	137.00	137.00	137.00	126.00	126.00	126.00	126.00
ENG. BOOK IST.YR COMPLETE SET	EACH	81.00	81.00	81.00	81.00	82.00	82.00	82.00
ENGLISH BOOK BA/B.SC	EACH	280.00	280.00	280.00	280.00	260.00	260.00	260.00
URDU BOOK CLASS V (T.B.BORD)	EACH	62.00	62.00	62.00	62.00	57.00	62.00	57.00
URDU BOOK CLASS IX/X(T.B.B)	EACH	148.00	148.00	148.00	148.00	137.00	137.00	137.00
URDU BOOK IST.YEAR/INTER	EACH	51.00	51.00	51.00	51.00	51.00	51.00	51.00
URDU BOOK BA/B.SC	EACH	140.00	140.00	140.00	190.00	240.00	140.00	140.00
MATHS BOOK CALSS V (T.B.B)	EACH	83.00	83.00	83.00	83.00	76.00	83.00	76.00
MATHS BOOK CLASS IX OR X	EACH	250.00	250.00	250.00	250.00	274.00	231.00	262.00
MATHS BOOK IST.YEAR (T.B.B)	EACH	150.00	150.00	150.00	150.00	151.00	150.00	144.00
PAKISTAN STUDIES BOOK BA/B.SC	EACH	179.50	179.50	179.50	179.50	150.00	150.00	155.00
DAILY "DAWN"	P/COPY	22.00	22.00	22.00	22.00	22.00	22.00	22.00
DAILY "JANG"	P/COPY	20.00	20.00	20.00	20.00	20.00	20.00	20.00
DAILY "NAWA-E-WAQT"	P/COPY	20.00	20.00	20.00	20.00	20.00	20.00	20.00
WEEKLY "AKHBAR-E-JAHAN"	P/COPY	60.00	60.00	60.00	60.00	60.00	60.00	60.00
WEEKLY "MAG"	P/COPY	50.00	50.00	50.00	50.00	50.00	50.00	50.00
MONTHLY "NAUNEHAL DIGEST"	P/COPY	35.00	35.00	35.00	35.00	35.00	35.00	35.00
PAPER FOOLSCAPE (27"x17")	QUIRE	60.00	60.00	60.00	60.00	60.00	50.00	50.00

Contd.

7.11 Intercity Consumer Prices March, 2019

Description	Unit	Rawalpindi	Islamabad	Attock	Jehlum	Lahore	Sahiwal	Gujranwala
EXERCISE.BOOK LINED 80/100 PGS	EACH	77.50	85.00	77.50	62.50	30.00	50.00	50.00
PENCILGOLDFISH/DEER	EACH	10.00	10.00	8.00	10.00	8.00	7.50	10.00
PEN INK DOLLOR 57 ML BOTTLE	EACH	30.00	30.00	27.50	27.50	30.00	25.00	25.00
PHOTOSTATE PAPER 70 GM	PRT	575.00	577.50	555.00	535.00	500.00	478.75	460.00
BALL PEN (local)	EACH	10.00	10.00	10.00	10.00	8.00	9.00	10.00
FOUNTAIN PEN HERO/WINGS/CHINA	EACH	75.00	75.63	65.00	75.00	60.00	60.00	70.00
PRIVATE SCHOOL FEE ENGLISH MEDIUM AVERAGE STANDARD (CLASS I)	P/MONTH	3960.83	4009.38	1387.50	2255.00	2520.00	2917.50	1800.00
PRIVATE SCHOOL FEE ENGLISH MEDIUM AVERAGE STANDARD (CLASS V)	P/MONTH	4006.67	4009.38	1500.00	2255.00	2648.57	2947.50	2000.00
PRIVATE SCHOOL FEE ENGLISH MEDIUM AVERAGE STANDARD (CLASS VI)	P/MONTH	4102.50	4653.13	1575.00	2300.00	2662.86	2972.50	2200.00
PRIVATE SCHOOL FEE ENGLISH MEDIUM AVERAGE STANDARD (CLASS X)	P/MONTH	4315.00	4784.38	2025.00	2470.00	3337.86	3165.00	2700.00
PRIVATE MEDICLLE COLLEGE FEE MBBS (1ST YEAR)	P/MONTH	64921.00	64921.00	64921.00	0.00	66667.00	0.00	0.00
PRIVATE ENGINEERING COLLEGE FEE (ISTR YEAR)	P/MONTH	18541.50	18541.50	18541.50	0.00	25000.00	0.00	0.00
GOVT. COLLEGE FEE 1ST. YEAR	MONTH	50.00	195.00	50.00	50.00	50.00	50.00	50.00
GOVT. COLLEGE FEE 4TH. YEAR	MONTH	60.00	225.00	60.00	60.00	70.00	60.00	60.00
GOVT. UNIVERSITY FEE MSC.	MONTH	77.50	1000.00	80.00	80.00	150.00	500.00	80.00
GOVT. MED. COLLEGE FEE MBBS	MONTH	1250.00	1250.00	1250.00	0.00	1755.00	1250.00	0.00
GOVT. ENGG. COLL. FEE I YEAR	MONTH	5000.00	5000.00	5000.00	0.00	5000.00	0.00	0.00
COACHING FEE FOR CLASS IX/X	P/MONTH	2750.00	2987.50	1700.00	1100.00	1928.57	737.50	800.00
COACHING CHARGES FOR CLASS 1ST YEAR/INTER (SCIENCE)	P/MONTH	3250.00	3450.00	2450.00	3500.00	2971.43	1137.50	1500.00
COACHING CHARGES FOR CLASS 1ST YEAR/INTER (COMMERCE)	P/MONTH	2691.67	3062.50	2100.00	3500.00	2792.86	600.00	1500.00
I.T. TUITION FEES	P/MONTH	2308.25	2308.25	1550.00	4018.75	7500.00	1300.00	4500.00
MBA TUITION FEES	P/MONTH	16233.25	16233.25	7667.00	4500.00	19000.00	0.00	7000.00
BREAD TANDOORI ST. SIZE	EACH	9.00	9.00	7.50	7.00	6.00	5.50	7.00
COOKED MUTTON (AV. HOTEL)	PLATE	285.00	267.50	270.00	295.00	200.71	0.00	187.50
COOKED BEEF (AV. HOTEL)	PLATE	118.33	128.13	95.00	150.00	115.00	100.00	125.00
COOKED DAL (AV. HOTEL)	PLATE	75.83	85.00	72.50	60.00	67.32	60.00	55.00
CHICKEN BIRYANI FULL/DOUBLE	PLATE	136.67	140.00	185.00	120.00	131.96	160.00	130.00
TEA PREPARED (ORDINARY)	CUP	25.00	25.31	27.50	22.50	25.00	25.00	20.00
HAIRCUT CHARGES FOR MEN	P/CUT	106.25	150.63	135.00	75.00	137.50	100.00	60.00
BEAUTY PORL HAIR STYL CHARGE	P/STY.	391.67	475.00	375.00	525.00	450.00	275.00	350.00
SHAVING CHARGES	PER SHV	73.33	85.00	75.00	50.00	55.71	40.00	40.00
LIPSTICK S.MISS/MEDORA	EACH	140.00	140.00	140.00	140.00	130.00	130.00	130.00
NAIL POLISH S.MISS/MEDORA	EACH	135.00	135.00	135.00	135.00	135.00	95.00	70.00
PERFUME MED.SIZE MEDORA/BROACH	EACH	240.00	240.00	240.00	240.00	220.00	310.00	130.00
HAIR-OIL AMLA/CHAMBELI	BOTTLE	120.00	120.00	120.00	120.00	130.00	155.00	140.00
TOILET SOAP LUX 95 GRAMS	EACH	40.00	40.00	40.00	40.00	43.18	45.77	44.78
TOILET SOAP LIFEBOUY 140 GRM	EACH	40.00	40.00	42.00	40.00	50.00	50.00	48.70
TOILET SOAP SAFEGUARD BATH SIZE	EACH	70.00	70.00	70.00	70.00	55.00	70.00	53.00
TOOTHPASTE MACKLINES 70 GRM	EACH	50.00	50.00	50.00	50.00	50.00	50.00	50.00
TOOTHPAST MED SIZE CLGATE 70 GMS	EACH	85.00	85.00	80.00	80.00	75.00	74.66	74.67
TOOTHBRUSH SHEILD A/PLAUQUE	EACH	45.00	45.00	30.00	45.00	40.00	60.00	50.00
TOOTHPOWDER DENTONIC 90 GRM	EACH	45.00	70.00	45.00	45.00	35.00	40.50	45.00
HAIR-COLOUR BEGIN (6 GMS)	EACH	130.00	130.00	130.00	130.00	120.00	130.00	120.00
HAIR COLOUR (KALAKOLA)	BOTTLE	140.00	140.00	130.00	140.00	140.00	130.00	140.00
FACECREAM PONDS (MEDIUM)	EACH	140.00	140.00	130.00	140.00	120.00	130.00	130.00
TALC POWDER VICE ROAY,B.CAT	EACH	175.00	175.00	175.00	185.00	170.00	165.00	165.00
BLADE TREET ORDINARY 10'S	PKT.	45.00	45.00	45.00	45.00	40.00	35.00	40.00
BLADE 7-O-CLOCK STAIN. 5'S	PKT.	40.00	40.00	40.00	40.00	40.00	35.00	35.00
SHAMPOO SUNSILK/PAINTIN 100 ML	BOTTLE	122.22	122.22	122.22	122.22	100.00	99.00	110.00
BEAUTY CREAM (FAIR & LOVELY)	EACH	85.00	85.00	85.00	85.00	140.00	230.00	230.00
HAIR REMOVING CREAM (EU-CREAM)	TUBE	70.00	70.00	70.00	70.00	70.00	70.00	70.00
GEL MEDIUM SIZE	BOTTLE	148.75	155.00	145.00	185.00	75.00	140.00	80.00
DISPOSABLE RAZOR GILLET-II	EACH	50.00	50.00	45.00	50.00	50.00	50.00	45.00
SHAVING CREAM TOUCH-ME/ADM.	EACH	80.00	80.00	80.00	80.00	80.00	70.00	80.00
GOLD TEZABI 24 CT	10 GM.	58500.00	58500.00	56327.00	58210.00	58950.00	57956.00	58641.98
SILVER TEZABI 24 CT	10 GM.	775.00	775.00	785.00	765.00	750.00	756.00	780.18
ARTIFICIAL JEWELLARY SET	SET	1370.83	1425.00	850.00	825.00	1289.29	750.00	800.00
WRIST WATCH GENTS CITIZEN (ORIGINAL) ***	EACH	7558.33	7750.00	7600.00	6750.00	9250.00	10000.00	2500.00
WRIST WATCH LADIES CITIZEN (ORIGINAL) ***	EACH	7558.33	7750.00	7600.00	6750.00	10250.00	4500.00	2500.00
WALL CLOCK QUARTZ AV.QLTY	EACH	625.00	625.00	625.00	375.00	957.14	1050.00	500.00
SUITCASE REXIN (24"x16"x6")	EACH	2658.33	2650.00	2300.00	1325.00	1178.57	2000.00	1250.00
TRUNK MEDIUM SIZE ***	EACH	2750.00	2700.00	2700.00	2100.00	2333.33	2000.00	1500.00
PURSE LADIES (LEATHER) AVERAGE QUALITY	EACH	733.33	800.00	575.00	437.50	1400.00	1400.00	750.00

7.11 Intercity Consumer Prices March, 2019

Description	Unit	Wazirabad	Sialkot	Faisalabad	Jhang	Multan	Muzaffargarh	D.G. Khan
WHEAT	10 KG.	360.00	374.00	350.00	325.00	342.50	342.50	325.00
WHEAT FLOUR FINE/SUPERIOR.	KG.	40.00	50.00	42.00	40.00	40.00	37.50	40.00
WHEAT FLOUR AVG. QLTY	KG.	38.00	40.00	39.00	40.00	38.00	36.50	36.50
WHEAT FLOUR BAG	10 KG.	380.00	390.00	395.00	375.00	380.00	365.00	370.00
MAIDA	KG.	50.00	50.00	47.50	44.00	45.50	47.00	48.00
SUJI	KG.	50.00	60.00	50.00	45.00	49.00	49.00	48.00
BESAN AV. QLTY.	KG.	110.00	110.00	115.00	120.00	122.50	130.00	120.00
RICE BASMATI SUP. QLTY.	KG.	110.00	107.50	145.00	150.00	137.50	137.50	137.50
RICE BASMATI 385/386	KG.	55.00	70.00	95.00	80.00	87.50	87.50	100.00
RICE BASMATI BROKEN AV.QLTY	KG.	60.00	65.00	85.00	90.00	87.50	87.50	80.00
RICE IRRI-6 (SINDH/PUNJAB)	KG.	60.00	47.50	60.00	50.00	50.00	50.00	50.00
VERMICELLI	KG.	90.00	85.00	110.00	70.00	80.00	77.50	80.00
BREAD PLAIN MEDIUM SIZE	EACH	45.00	40.00	45.00	45.00	45.00	45.00	50.00
RUSK (PAPAY)	KG.	160.00	170.00	200.00	180.00	245.00	210.00	220.00
BISCUITS-PACKED	PKT	35.00	35.00	40.00	35.00	40.00	40.00	40.00
BISCUIT-BAKERY (LOOSE)	250 GM	100.00	100.00	85.00	70.00	102.50	87.50	80.00
CORNFLAKS FAUJI 225 GM.	PKT	216.00	180.00	260.00	200.00	180.00	180.00	189.00
SAMOSAS (VEGATABLE)	EACH	15.00	15.00	22.50	20.00	15.00	13.50	11.00
PASTRY AV.QLTY.	EACH	30.00	30.00	27.50	35.00	40.00	27.50	30.00
PATTIES (VEGATABLES)	EACH	20.00	25.00	26.25	25.00	29.17	25.00	20.00
NIMCO	250 GM	50.00	50.00	70.00	100.00	72.50	75.00	70.00
CHIPS	250 GM	60.00	65.00	66.25	100.00	83.33	82.50	80.00
BEEF WITH BONE AV.QLTY.	KG	380.00	450.00	375.00	380.00	390.00	345.00	400.00
MUTTON AV.QLTY.	KG	800.00	900.00	850.00	800.00	825.00	675.00	900.00
CHICKEN FARM BROILER (LIVE)	KG	142.00	148.00	161.00	160.00	182.50	182.50	160.00
FISH-RAHU MEDIUM SIZE	KG	300.00	300.00	350.00	400.00	330.00	355.00	260.00
MILK FRESH (UNBOILED)	LTR.	90.00	80.00	90.00	70.00	80.83	70.00	70.00
CURD	KG.	100.00	90.00	97.50	80.00	97.50	87.50	90.00
MILK TETRA PACK 1/2 LTR.	PKT.	60.00	60.00	70.00	70.00	60.00	60.00	70.00
LACTOGEN 400 GRAMS	PKT.	470.00	500.00	500.00	490.00	500.00	500.00	500.00
POWDER MILK NIDO 400GM.	PKT	410.25	410.20	405.00	400.00	410.25	410.25	400.00
MILK POWDER LOOSE/PACKED	KG.	420.00	460.00	525.00	400.00	400.00	400.00	640.00
BUTTER LOCAL PACKED	50 GM.	35.00	25.00	28.00	30.00	27.00	27.00	30.00
EGGS FARM	DOZ	100.00	100.00	95.00	95.00	95.83	100.00	100.00
MUSTARD OIL AV.QLTY.	KG.	170.00	160.00	215.00	180.00	181.67	180.00	170.00
COOKING OIL (DALDA)	2.5LTR	510.00	520.00	535.00	470.00	520.00	520.00	520.00
COOKING OIL (PAKWAN) OTHER BRAND SPECIFY	2.5 LTR	420.00	483.00	460.00	441.70	465.00	425.00	520.00
VEGETABLE GHEE TIN	2.5KG.	495.00	495.00	495.00	495.00	495.00	495.00	495.00
VEGETABLE GHEE (LOOSE)	KG.	150.00	155.00	150.00	190.00	165.00	165.00	160.00
DATES AV.QLTY.	KG.	200.00	160.00	140.00	180.00	181.67	190.00	160.00
PISTACHIO AV.QLTY.	50 GM.	180.00	135.00	170.00	160.00	173.33	180.00	160.00
ALMONDS WHOLE AV.QLTY.	KG.	550.00	600.00	725.00	600.00	636.67	625.00	550.00
COCONUT DRY AV.QLTY.	KG.	400.00	400.00	480.00	380.00	431.67	445.00	400.00
RAISINS AV.QLTY.	50 GM.	30.00	20.00	30.00	30.00	25.83	25.00	20.00
GROUNDNUTS (WITH SHELL)	KG.	230.00	300.00	230.00	200.00	230.00	230.00	210.00
MALTA/MOSAMBI	DOZ	150.00	200.00	135.00	120.00	146.67	125.00	90.00
KINNU	DOZ	100.00	100.00	130.00	200.00	195.00	190.00	90.00
APPLE	KG	150.00	120.00	165.00	160.00	170.00	170.00	160.00
ALOO BUKHARA	KG	0.00	0.00	0.00	0.00	0.00	0.00	0.00
POMEGRANATE (ANNAR)	KG	0.00	0.00	0.00	0.00	0.00	0.00	0.00
GRAPES	KG	0.00	0.00	0.00	0.00	0.00	0.00	0.00
BANANAS	DOZ	90.00	80.00	75.00	80.00	100.00	95.00	80.00
MANGO KALMI	KG	0.00	0.00	0.00	0.00	0.00	0.00	0.00
GUAVA	KG	80.00	80.00	77.50	80.00	90.00	85.00	80.00
WATERMELON (TURBOOZ)	KG	0.00	0.00	0.00	0.00	0.00	0.00	0.00
MUSKMELON (KHARBOOZA)	KG	0.00	0.00	0.00	0.00	0.00	0.00	0.00
SWEETMELON (GARMA)	KG	0.00	0.00	0.00	0.00	0.00	0.00	0.00
PULSE MASOOR (WHOLE)	KG.	120.00	140.00	130.00	90.00	98.33	95.00	100.00
PULSE MASOOR (WASHED)	KG.	130.00	150.00	132.50	110.00	110.00	115.00	100.00
PULSE MOONG (WASHED)	KG.	140.00	130.00	135.00	140.00	150.00	155.00	140.00
PULSE MASH (WASHED)	KG.	160.00	160.00	155.00	140.00	145.00	145.00	140.00

Contd.

7.11 Intercity Consumer Prices March, 2019

Description	Unit	Wazirabad	Sialkot	Faisalabad	Jhang	Multan	Muzaffargarh	D.G. Khan
PULSE GRAM	KG.	115.00	110.00	125.00	120.00	120.00	120.00	120.00
GRAM WHOLE BLACK AV.QLTY.	KG.	110.00	100.00	130.00	100.00	116.67	115.00	120.00
GRAM WHOLE YELLOW AV.QLTY	KG.	140.00	140.00	150.00	120.00	150.00	145.00	140.00
BEANS (LAL LOBIA)	KG.	160.00	320.00	160.00	150.00	193.33	190.00	160.00
POTATOES	KG	15.00	20.00	17.50	20.00	15.00	15.00	20.00
ONION	KG	40.00	50.00	45.00	40.00	40.00	37.50	40.00
TURNIP	KG	15.00	25.00	25.00	30.00	29.17	30.00	20.00
RADISH	KG	20.00	30.00	18.75	20.00	35.00	32.50	20.00
TOMATOES	KG	130.00	150.00	145.00	180.00	151.67	125.00	120.00
CABBAGE	KG	30.00	30.00	22.50	40.00	29.17	27.50	20.00
CAULIFLOWER	KG	40.00	50.00	50.00	40.00	43.33	45.00	50.00
BRINJAL	KG	60.00	70.00	67.50	60.00	55.00	55.00	60.00
PUMPKIN	KG	0.00	0.00	0.00	0.00	0.00	0.00	0.00
BOTTLEGOURD	KG	0.00	0.00	0.00	0.00	0.00	0.00	0.00
LADY FINGER	KG	0.00	0.00	0.00	0.00	0.00	0.00	0.00
PEAS	KG	60.00	50.00	40.00	50.00	48.00	55.00	60.00
SPINACH	KG	20.00	40.00	18.75	20.00	25.00	20.00	20.00
TINDA	KG	0.00	0.00	0.00	0.00	0.00	0.00	0.00
TURAI	KG	0.00	0.00	0.00	0.00	0.00	0.00	0.00
KARAILA	KG	0.00	0.00	0.00	0.00	0.00	0.00	0.00
ARVI	KG	0.00	0.00	0.00	0.00	0.00	0.00	0.00
CHILLIES GREEN	KG	300.00	280.00	275.00	280.00	251.67	300.00	300.00
CARROT	KG	25.00	20.00	23.75	15.00	20.00	20.00	20.00
COCUMBER (KHEERA)	KG	60.00	50.00	42.50	50.00	42.50	40.00	40.00
LEMON	250GM	25.00	30.00	22.50	30.00	29.17	30.00	30.00
SUGAR REFINED	KG.	62.00	62.00	60.00	60.00	60.00	60.00	60.00
GUR AV.QLTY	KG.	90.00	90.00	85.00	85.00	88.33	87.50	80.00
HONEY LANGANESE 500 GM.	BOTTLE	840.00	1095.00	1310.00	1070.00	1250.00	1250.00	1250.00
MILO 200 GM.	BOTTLE	243.33	295.00	345.00	254.00	270.00	270.00	300.00
CUSTARD POWDER RAFHAN 300 GM.	PKT	80.00	80.00	90.00	80.00	85.00	85.00	85.00
TOFFEE (HILAL)	EACH	1.00	1.00	2.00	2.00	2.00	2.00	1.00
CHOWKELATE CANDY (SMALL SIZE)	EACH	5.00	5.00	5.00	5.00	5.00	5.00	5.00
SWEETMEAT (MIXED)	KG	300.00	300.00	375.00	300.00	313.33	310.00	300.00
ICE CREAM WALLS	CUP.	40.00	45.00	45.00	45.00	50.00	50.00	50.00
ICE	KG	10.00	10.00	20.00	3.00	4.00	4.00	6.00
JAM AHMED/MITCHELLES	BOTTLE	140.00	150.00	145.00	140.00	140.00	140.00	150.00
SQUASH-MITCHELLES	BOTTLE	175.00	185.00	150.00	180.00	185.00	185.00	160.00
ROOH AFZA	BOTTLE	190.00	190.00	190.00	190.00	200.00	200.00	200.00
JAM-E-SHIREEN	BOTTLE	200.00	200.00	200.00	190.00	200.00	200.00	200.00
SAUNF	50 GM	20.00	20.00	20.00	20.00	18.33	19.00	12.00
CINAMON LOOSE AV. QLTY	50 GM.	30.00	20.00	30.00	30.00	26.33	27.50	30.00
CUMINSEED WHITE NATIONAL	50 GM.	52.00	70.00	70.00	75.00	70.00	70.00	70.00
PEPPER BLACK NATIONAL	50 GM.	110.00	110.00	110.00	110.00	110.00	110.00	110.00
CLOVES LOOSE AV.QLTY	50 GM.	100.00	90.00	120.00	70.00	83.33	82.50	70.00
CARDAMOM LARGE LOOSE AV.QLTY	50 GM.	100.00	160.00	210.00	90.00	95.00	115.00	80.00
CARDAMOM SMALL AV.QLTY	50 GM.	180.00	140.00	160.00	180.00	188.33	195.00	180.00
SALT-POWDERED (LAHORI) LOOSE	KG.	15.00	15.00	10.00	10.00	10.00	10.00	10.00
SALT POWDERED (NATIONAL/SHAN)	PKT	30.00	28.75	30.00	30.00	30.00	30.00	30.00
CHILLIES POWD.NATIONAL 200GM	PKT	120.00	130.00	150.00	120.00	150.00	150.00	150.00
CHILLIES POWDER LOOS	KG.	380.00	320.00	390.00	360.00	295.00	310.00	320.00
CORRIANDER SEED POWD.NATIONAL	PKT	105.00	130.00	130.00	135.00	130.00	130.00	0.00
CORRIANDER SEED (LOOSE)	KG.	220.00	300.00	275.00	240.00	226.67	220.00	240.00
TURMERIC POWD.NATIONAL 50GM	PKT.	35.00	41.00	40.00	40.00	40.00	40.00	40.00
CURRY POWD. NATIONAL 200 GM	PKT.	87.00	90.00	87.00	100.00	87.00	87.00	0.00
TOMATO KETCHUP AHMED/MITCHL	BOTTLE	100.00	110.00	100.00	90.00	100.00	100.00	90.00
PICKLES AHMED/MITCHELLES	BOTTLE	100.00	120.00	140.00	120.00	118.33	120.00	140.00
VINEGAR SYNTHETIC (SIRKA)	BOTTLE	100.00	80.00	95.00	80.00	100.00	100.00	80.00
GARLIC	KG	160.00	180.00	142.50	200.00	153.33	165.00	180.00
GINGER	KG	180.00	180.00	147.50	200.00	156.67	170.00	200.00
TAPAL DANEDAR TEA 200GM PACKET	PKT	200.00	200.00	195.00	200.00	200.00	200.00	194.73
TEA LIPTON YELLOW LABEL 200GM.	PKT.	221.05	221.05	221.05	221.00	221.05	221.05	221.00

Contd.

7.11 Intercity Consumer Prices March, 2019

Description	Unit	Wazirabad	Sialkot	Faisalabad	Jhang	Multan	Muzaffargarh	D.G. Khan
TEA LOOSE KENYA AV.QLTY 250GM.	PKT.	180.00	120.00	180.00	190.00	185.00	185.00	120.00
COFFEE-NESCAFE 75 GM. **	BOTTLE	380.00	350.00	420.00	345.00	400.00	400.00	360.00
COLD DRINK (STANDARD SIZ)	BOTTLE	25.00	25.00	25.00	25.00	20.00	20.00	30.00
FRUIT JUICE TETRA PACK	PKT.	20.00	15.00	22.50	20.00	20.00	20.00	15.00
MINERAL WATER NESTLE 1.5 LTR	BOTTLE	50.00	50.00	50.00	50.00	55.00	55.00	55.00
CIGARETTES K-2 10'S **	PKT	60.00	60.00	70.00	60.00	50.00	50.00	65.00
CIGARETTES CAPSTAN 10'S **	PKT	60.00	60.00	65.00	60.00	60.00	60.00	60.00
CIGARETTES GOLD LEAF 20'S	PKT	150.00	150.00	155.00	150.00	150.00	150.00	150.00
CIGARETTES MORVEN GOLD 20'S	PKT	60.00	60.00	65.00	60.00	60.00	60.00	60.00
BETEL LEAVES	50GM.	120.00	115.00	90.00	120.00	85.00	85.00	120.00
BETEL NUTS	KG.	700.00	800.00	550.00	700.00	625.00	625.00	1500.00
LONG CLOTH 57" GUL AHMED/AL-KARAM	METER	170.00	250.00	275.00	400.00	300.00	275.00	325.00
SHIRTING AV.QLTY.	METER	150.00	175.00	127.50	550.00	240.00	240.00	225.00
PANT CLOTH W & WEAR AV.QLTY	METER	312.50	300.00	531.25	700.00	365.00	345.00	350.00
LAWN PRINTED GUL AHMED/AL-KARAM	METER	197.50	177.50	280.00	475.00	380.00	360.00	362.50
GEORGETTE AV.QLTY	METER	150.00	130.00	160.00	320.00	108.00	125.00	125.00
LINEN AV.QLTY ***	METER	110.00	140.00	145.00	325.00	250.00	245.00	137.50
HEAVY WT SUITING LAWERNCPUR AVG QLTY	METER	1050.00	2000.00	1450.00	2500.00	1850.00	1800.00	1900.00
HEAVY WT SUITING LAWERNCPUR SUP QLTY	METER	2350.00	2500.00	1700.00	2800.00	3100.00	2300.00	1950.00
TROPICAL SUITING LAW.PUR	METER	925.00	1600.00	1400.00	2800.00	1200.00	1200.00	1300.00
PANT BOY 24"/26" LENGTH.	EACH	700.00	437.50	662.50	900.00	475.00	425.00	550.00
SHIRT BOY 24"/26" LENGTH	EACH	450.00	350.00	437.50	950.00	375.00	375.00	500.00
SCHOOL UNI. PANT,SHIRT BOYS	SUIT	1200.00	675.00	700.00	1060.00	610.00	590.00	650.00
SCHOOL UNI. KAMEEZ,SHAL.BOYS	SUIT	1200.00	675.00	700.00	1000.00	538.33	765.00	750.00
SCHOOL UNI. KAMEEZ,SHAL.GIRL	SUIT	1000.00	675.00	800.00	1100.00	532.50	765.00	850.00
FROCK W/WEAR GIRLS	EACH	900.00	700.00	775.00	2800.00	1950.00	2150.00	1100.00
AWAMI-SUIT W & W(BOY) 24"/26	SUIT	1050.00	1450.00	600.00	2000.00	1000.00	875.00	1100.00
AWAMI-SUIT W&W (GENTS)AV.QLTY	SUIT	1050.00	1250.00	875.00	2200.00	1265.00	1475.00	1600.00
PULLOVER GENTS OXFORD/BON.	EACH	3050.00	4000.00	3500.00	4000.00	3990.00	3990.00	3600.00
PULLOVER LADIES OXFORD/BON.	EACH	2850.00	4000.00	3750.00	3700.00	3250.00	2990.00	3600.00
PULLOVER (GENTS) OTHERS A.QTY	EACH	600.00	800.00	850.00	1400.00	1200.00	1050.00	750.00
SECOND-HAND COAT FOR MEN	EACH	500.00	600.00	600.00	600.00	475.00	375.00	275.00
SECONDHAND SWEETER FOR MEN DUP QLTY	EACH	525.00	450.00	375.00	300.00	275.00	225.00	75.00
SECONDHAND WINTER JACKET	EACH	600.00	450.00	650.00	600.00	375.00	325.00	275.00
UNDERWEAR AV.QLTY MEDIUM SIZE	EACH	150.00	100.00	90.00	250.00	165.00	165.00	150.00
VEST FOR MEN AV.QLTY.	EACH	120.00	100.00	122.50	190.00	155.00	155.00	110.00
VEST/SHAMEEZ (WOMEN) AVG. QLTY	EACH	150.00	150.00	150.00	400.00	158.00	145.00	155.00
SOCKS NYLON (PAKISTANI)	PAIR	90.00	65.00	70.00	130.00	96.67	95.00	110.00
BRASSIER AV.QLTY.	EACH	127.50	200.00	275.00	650.00	149.17	110.00	160.00
BRASSIER SUP QLTY	EACH	400.00	475.00	425.00	950.00	336.67	235.00	350.00
DOPATTA GEORGETTE AV.QLTY.	EACH	250.00	400.00	231.25	650.00	226.67	275.00	325.00
DOPATTA COTTON AV GLTY	EACH	200.00	300.00	183.75	400.00	210.00	250.00	275.00
CHADDAR (W/WEAR) (2x2.5 MTR)	EACH	312.50	500.00	450.00	700.00	375.00	475.00	450.00
LUNGI/DHOTI(COTTON) AVG. QLTY	EACH	250.00	350.00	300.00	450.00	245.00	290.00	375.00
HANDKERCHIEF AVG. QLTY PAK	EACH	60.00	35.00	45.00	60.00	49.17	55.00	60.00
HANDKERCHIEF SUP. QLTY PAK	EACH	100.00	50.00	55.00	70.00	69.17	72.50	87.50
GLOVES AV QLTY	PAIR	100.00	200.00	125.00	200.00	105.00	110.00	185.00
AZARBAND COTTON AVG. QLTY	EACH	25.00	20.00	17.50	20.00	15.00	15.00	20.00
SEWING THREAD/REEL(ASLI PARI)	EACH	6.00	5.00	5.50	7.00	8.00	10.00	6.00
WASHING CHARGES PAINT & SHIRT	SUIT	150.00	150.00	125.00	120.00	148.00	170.00	100.00
DRY CLEANING SUIT COAT PANT	SUIT	450.00	400.00	475.00	400.00	475.00	500.00	350.00
WASHING CH. (KAMIZ-SHALWAR)	PAIR	120.00	100.00	110.00	90.00	101.00	110.00	80.00
TAILORING SHIRT	EACH	500.00	500.00	550.00	500.00	475.00	400.00	400.00
TAILORING CHARGES PANT (MEN)	EACH	600.00	625.00	1100.00	700.00	616.67	525.00	900.00
TAILORING COAT-PANT SUIT	SUIT	3200.00	3250.00	5750.00	5000.00	4583.33	3450.00	4500.00
TAILORING AWAMI-SUIT (MALE)	SUIT	700.00	600.00	900.00	600.00	715.00	575.00	600.00
TAILORING SUIT FEMALE	SUIT	650.00	500.00	550.00	600.00	500.00	400.00	500.00
GENTS SHOES PAUL BATA	PAIR	1199.00	1199.00	1199.00	1199.00	1199.00	1199.00	1199.00
GENTS SANDAL BATA	PAIR	699.00	699.00	699.00	699.00	699.00	699.00	699.00
GENTS SPOUNG CHAPPAL BATA	PAIR	199.00	199.00	199.00	199.00	199.00	199.00	199.00
LADIES SANDAL BATA	PAIR	599.00	599.00	599.00	599.00	599.00	599.00	599.00

Contd.

7.11 Intercity Consumer Prices March, 2019

Description	Unit	Wazirabad	Sialkot	Faisalabad	Jhang	Multan	Muzaffargarh	D.G. Khan
LADIES SPOUNG CHAPPAL BATA	PAIR	199.00	199.00	199.00	199.00	199.00	199.00	199.00
CHILD SHOE POWER LITE BATA	PAIR	699.00	699.00	699.00	699.00	699.00	699.00	699.00
GENTS SHOE, ART 1109 SERVICE	PAIR	999.00	999.00	999.00	999.00	999.00	999.00	999.00
NYLON JOGGER 27 SIZE 2-5 ***	PAIR	1399.00	1399.00	1399.00	1399.00	1399.00	1399.00	0.00
CHINA FOOT WEAR AV. QLTY (MALE) *	PAIR	700.00	475.00	525.00	1100.00	516.67	525.00	450.00
CHINA FOOT WEAR AV. QLTY (FEMALE) *	PAIR	550.00	325.00	325.00	1000.00	325.00	325.00	325.00
CHINA FOOT WEAR AV. QLTY (CHILDREN) *	PAIR	500.00	325.00	275.00	500.00	275.00	225.00	275.00
SHOE REPAIR HALF SOLE	PAIR	150.00	80.00	175.00	125.00	145.00	72.50	75.00
SHOES POLISH CHARGES AVERAGE SHOP	PAIR	20.00	20.00	20.00	30.00	18.33	17.50	20.00
HOUSE RENT (combined)	MONTH	4085.00	7479.00	8004.00	4972.00	7626.00	5621.00	4676.00
rent 2	pm	4085.00	7479.00	8004.00	4972.00	7626.00	5621.00	4675.00
RENT3	PM	4085.00	7479.00	8004.00	4972.00	7626.00	5621.00	4676.00
RENT4	PM	4085.00	7479.00	8004.00	4972.00	7626.00	5621.00	4676.00
RENT5	PM	4085.00	7479.00	8004.00	4972.00	7626.00	5621.00	4676.00
RENT6	PM	4085.00	7479.00	8004.00	4972.00	7626.00	5621.00	4676.00
SYNTHETIC ENEMAL ROBIALAC BALTI 3.64 LTR.	EACH	2198.00	2093.00	2325.00	2300.00	2840.00	2840.00	2840.00
SYNTHETIC ENEMAL ICI BALTI 3.64 LTR.	EACH	2350.00	2080.00	2325.00	2500.00	2970.00	2970.00	2780.00
CEMENT (LOCAL) SPECIFY BRAND NAME	BAG	590.00	600.00	598.00	610.00	595.00	595.00	605.00
BRICKS (NEW) 1ST CLASS	P/1000	8500.00	9000.00	6800.00	7200.00	6450.00	6000.00	6000.00
CEMENT BLOCKS (6"x8"x12")	P/100	0.00	0.00	0.00	6000.00	0.00	0.00	0.00
BAJREE	100CFT	5600.00	6500.00	5850.00	4200.00	5075.00	3800.00	2600.00
SAND (BLACK PIT SAND)	K100CFT	2400.00	2500.00	2200.00	2000.00	2000.00	1800.00	1800.00
TIMBER SHESHAM LOG 1ST QUALITY	cubmt.	52111.00	67000.00	63558.00	59000.00	91607.50	86600.00	70620.00
IRON BAR (M.S. BAR) 1/2"	P/TON	96000.00	92000.00	96000.00	94000.00	97000.00	96500.00	93500.00
CARPANTER WAGE RATE	P/DAY	1200.00	1000.00	800.00	1000.00	1100.00	1000.00	1050.00
MASON (RAJ) WAGE RATE	P/DAY	1200.00	1200.00	1200.00	1000.00	1100.00	950.00	1050.00
UNSKILLED LABOUR WAGE RATE	P/DAY	700.00	800.00	700.00	600.00	600.00	525.00	600.00
PLUMBER WAGE RSTE	P/DAY	1000.00	1000.00	800.00	1000.00	1100.00	1050.00	1050.00
ELECTICIAN WAGE RATE PER DAY **	P/DAY	800.00	0.00	0.00	1000.00	0.00	0.00	0.00
ELECTICIAN WAGE RATE PER POINT **	P/PNT	170.00	140.00	130.00	150.00	100.00	90.00	85.00
WATER CHARGES PER HOUSE	P/MONTH	70.00	100.00	128.75	70.00	100.00	0.00	75.00
ELECT.CHARGES UPTO 50 UNITS	P/UNIT	2.00	2.00	2.00	2.00	2.00	2.00	2.00
ELECT.CHARGES 01 - 100 UNIT	P/UNIT	6.22	6.22	6.22	6.22	6.22	6.22	6.22
ELECT.CHARGES 101 - 300 UNIT	P/UNIT	9.59	9.59	9.59	9.59	9.59	9.59	9.59
ELECT.CHARGES 301 - 1000 UNIT	P/UNIT	18.03	18.03	18.03	18.03	18.03	18.03	18.03
ELECT.CHARGES ABOVE 1000 UNIT	P/UNIT	21.13	21.13	21.13	21.13	21.13	21.13	21.13
ELEC	PM	11.39	11.39	11.39	11.39	11.39	11.39	11.39
GAS CHRg upto 3.3719 MMBUT	MMBTU	145.08	145.08	145.08	145.08	145.08	145.08	145.08
GAS CHRg 3.3719 - 6.7438 MMBUT	MMBTU	308.88	308.88	308.88	308.88	308.88	308.88	308.88
GAS CHRg 6.7438 - 10.1157 MMBUT	MMBTU	321.75	321.75	321.75	321.75	321.75	321.75	321.75
GAS CHRg10.1157 - 13.4876 MMBUT	MMBTU	1310.40	1310.40	1310.40	1310.40	1310.40	1310.40	1310.40
GAS	PM	1708.20	1708.20	1708.20	1708.20	1708.20	1708.20	1708.20
GAS	PM	758.86	758.86	758.86	758.86	758.86	758.86	758.86
KEROSENE OIL	LTR	125.00	131.00	128.00	119.00	117.50	117.50	120.00
FIREWOOD WHOLE	40 KG.	750.00	700.00	600.00	600.00	691.67	655.00	500.00
CHAIR SHESHAM WOOD WITH ARMS **	EACH	3500.00	2700.00	2750.00	2500.00	2350.00	1900.00	2100.00
CHAIR PLASTIC (CHAIRMAN) AVERAGE QUALITY	EACH	900.00	600.00	850.00	900.00	675.00	650.00	575.00
TABLE SHESHAM WOOD (4X2X5") ***	EACH	10000.00	7000.00	5000.00	5000.00	5200.00	5000.00	3250.00
SOFASET WOODEN WITH FOAM SEAT **	SET	26000.00	13500.00	19000.00	20000.00	16375.00	13500.00	17000.00
COT IRON (WITH NIWAR)AV.QLTY.	EACH	2500.00	2000.00	2750.00	2400.00	2087.50	2000.00	1900.00
ALMIRAH (STEEL) 6'X3' 20 GUAGE	EACH	9000.00	9000.00	13000.00	9000.00	7850.00	7750.00	9750.00
DINNING TABLE 6 CHAIRS A.QLTY	SET	24000.00	27500.00	22500.00	35000.00	21000.00	21000.00	24500.00
SINGLE BED WITHOUT FOAM MED.	EACH	9000.00	8000.00	11000.00	12000.00	6125.00	4900.00	5250.00
MATRESS SINGLE(4"THICK)	EACH	6600.00	4000.00	5500.00	6500.00	6900.00	6900.00	6900.00
FARSHI DARI 12'X9' AV.QLTY	EACH	975.00	1000.00	1125.00	2500.00	1200.00	1300.00	1100.00
DARI COTTON (6'x2 1/2') AV.QL	EACH	450.00	500.00	550.00	500.00	541.67	600.00	450.00
CARPET PLAIN AV. QLTY	SQFT.	41.00	50.00	57.50	35.00	25.00	25.00	25.00
QUILT (LIHAF) 3 KG. COTTON	EACH	1050.00	1000.00	1200.00	1500.00	1081.25	900.00	650.00
BLANKET (90" x 54")	EACH	3000.00	4000.00	4750.00	5500.00	4250.00	4250.00	2900.00
BEDSHEET SINGLE BED SUP.QLTY	EACH	400.00	600.00	850.00	750.00	633.33	525.00	750.00
BED SHEET DOUBLE WITH TWO PILLOW COVERS SUP QLTY	SET	1000.00	1200.00	1662.50	2000.00	1258.33	1150.00	1350.00

Contd.

7.11 Intercity Consumer Prices March, 2019

Description	Unit	Wazirabad	Sialkot	Faisalabad	Jhang	Multan	Muzaffargarh	D.G. Khan
TOWEL(3'x2') AV. QALTY	EACH	175.00	300.00	250.00	350.00	242.00	245.00	200.00
CEILING FAN 48" SUPER QLTY **	EACH	2400.00	2500.00	3500.00	3800.00	4055.00	4055.00	3995.00
PEDESTAL FAN 22" SUPER QLTY	EACH	4000.00	4000.00	4750.00	6000.00	6285.00	6310.00	5550.00
REFG. DAWLENCE 10 CFT. D.DOOR	EACH	32000.00	36200.00	30000.00	34000.00	36300.00	36300.00	34300.00
D-FREEZER WAVES 8 CFT.	EACH	32000.00	31111.00	29000.00	33000.00	33000.00	33000.00	31500.00
AIRCONDITIONER 1.5 TON PEL	EACH	40000.00	44000.00	42000.00	41500.00	40000.00	40000.00	42000.00
SPLIT AIR CONDITIONER 1.5 TON (SPECIFY BRAND NAME)	EACH	48000.00	46000.00	44000.00	63000.00	56100.00	56100.00	56000.00
AIRCOOLER SUPER ASIA	EACH	14000.00	13000.00	12000.00	13500.00	14500.00	14500.00	18000.00
WASHING MACHINE SINGER	EACH	18500.00	17000.00	18800.00	16000.00	16000.00	16000.00	17000.00
SEWING MACHINE(SINGER)	EACH	8805.00	7400.00	8600.00	8500.00	8800.00	8800.00	8800.00
GIZER LARGE SIZE 30 GALLON CAPACITY SUP QLTY	EACH	22900.00	13750.00	19500.00	25900.00	25900.00	25900.00	25900.00
GAS BURNER DOUBLE SPFY.BRAND	EACH	1400.00	1500.00	1550.00	2200.00	2000.00	1750.00	1600.00
ELECT. IRON PHILIPS MDL.1120	EACH	2200.00	2000.00	2000.00	2000.00	2300.00	1600.00	2400.00
ELECTRIC JUICER FOR APPLE	EACH	4500.00	6000.00	6000.00	7800.00	10500.00	10500.00	4500.00
S.STEEL DEGHCHI MEDIUM SIZE ***	EACH	600.00	550.00	600.00	550.00	790.00	475.00	350.00
ALUMINIUM COOKING PAN (DEGCHI) MED SIZE	EACH	550.00	500.00	550.00	1500.00	375.00	355.00	350.00
NON STICK COOKING PAN (DEGCHI) SUP. QLTY	EACH	1500.00	1000.00	1100.00	1400.00	925.00	775.00	1000.00
FRYING PAN STEEL AVG. QLTY MED. SIZE	EACH	500.00	440.00	325.00	600.00	313.75	195.00	475.00
TAWA IORN (MEDIUM SIZE) AVG. QLTY	EACH	300.00	350.00	375.00	390.00	225.00	220.00	200.00
S.STEEL PLATE A.QLTY.(M.SIZE)	EACH	90.00	85.00	65.00	100.00	80.00	60.00	65.00
TABLE SPOON S.STEEL SUP.QLTY.	DOZEN	350.00	340.00	475.00	550.00	296.67	275.00	420.00
WATER SET JUG+6 GLASSES (OMROC)	SET	400.00	1150.00	725.00	750.00	625.00	625.00	400.00
TEA SET PAK. CHINAWARE 21 PCS.	SET	2200.00	2200.00	2350.00	3200.00	3033.33	3050.00	3000.00
DINNER SET PLASTIC 72 PIECES SUPERIOR QLTY	SET	5500.00	5500.00	8250.00	7500.00	4925.00	4750.00	6000.00
HOTPOT SET PLASTIC 3 PCS.	SET	1600.00	1350.00	1325.00	2500.00	1475.00	1400.00	1900.00
BUCKET(BALTI) PLASTIC MED.SIZ	EACH	280.00	280.00	450.00	400.00	295.00	280.00	400.00
LOTA PLASTIC (MED SIZE) AVERAGE QUALITY	EACH	50.00	80.00	60.00	60.00	56.00	55.00	65.00
PRESURE COOKER 4 LTR.	EACH	1780.00	1250.00	1650.00	2150.00	1850.00	1850.00	1450.00
WATER COOLER 9/10 LTR.PLASTIC ***	EACH	650.00	650.00	750.00	1500.00	708.33	700.00	850.00
THERMOS STARVAC 1 LTR	EACH	600.00	800.00	650.00	850.00	700.00	700.00	650.00
BULB PHILIPS 100-WATTS	EACH	35.00	30.00	25.00	30.00	40.00	40.00	45.00
TUBE LIGHT PHILIPS 40 WATTS	EACH	120.00	110.00	107.50	160.00	170.00	170.00	130.00
ELECTRIC BLUBS "0" WATTE LOCAL	EACH	25.00	20.00	20.00	25.00	20.00	20.00	25.00
ELECTRIC BLUB ENERGY SAVER 14 WATTS	EACH	170.00	155.00	165.00	150.00	165.00	165.00	190.00
WASHING SOAP 250 GMS SPECIFY BRAND NAME	EACH	45.00	22.00	30.00	45.00	22.00	20.00	25.00
SURF EXCEL 400 GMS POLY BAG	EACH	150.00	112.00	150.00	150.00	150.00	150.00	125.00
WASHING POWDER 1000 GRM	EACH	190.00	190.00	190.00	190.00	190.00	190.00	190.00
WASHING POWDER (WHEEL/ BONUS) 100 GRAMS	EACH	95.00	125.00	95.00	95.00	100.00	100.00	95.00
CLEANSER POWDER VIM 1000 GM	PKT.	85.55	93.75	82.00	80.00	88.89	88.89	80.00
FINIS 500 ML	BOTTLE	193.75	225.00	234.00	250.00	200.00	237.50	195.00
PHNYLE TYPHONE/FINIS/CARRANITE 3 LITRES	BOTTLE	150.00	150.00	150.00	180.00	180.00	180.00	160.00
HARPIC	BOTTLE	190.00	180.00	190.00	190.00	190.00	190.00	190.00
BOOT POLISH CHERRY/KIWI 50ML	EACH	166.67	115.00	140.00	130.00	166.67	166.67	140.00
ROBIN BLUE (35 GRAMS)	PKT.	60.00	55.00	65.00	65.00	65.00	65.00	60.00
TISSU PAPER PERFUMED 100 PCS.	PKT	145.00	120.00	130.00	105.00	140.00	140.00	150.00
TOILET PAPER ROLL (R.PETEL)	P/ROLL	40.00	50.00	50.00	45.00	50.00	50.00	50.00
BOOT POLISH LIQUID CHEERY BLOSSOM KIWI 75 ML	BOTTLE	175.00	160.00	180.00	160.00	160.00	160.00	180.00
MATCH BOX SMALL	EACH	2.00	2.00	2.50	3.00	3.00	3.00	3.00
DRY CELL 1.5 VOLT(LOCAL)	EACH	25.00	15.00	40.00	25.00	25.00	25.00	30.00
HAND STITCHING NEEDLE M.SIZE	PACKET	5.00	10.00	9.00	10.00	10.00	10.00	10.00
SEWING MACHINE NEEDLE (SINGER)	EACH	6.00	8.00	7.00	11.00	8.60	8.60	5.00
HOUSEHOLD SERVANT FEMALE P/T	P/MNTH	2000.00	1500.00	2750.00	3000.00	1500.00	1200.00	1750.00
MARRIAGE HALL WITH FURNITURE	P/HEAD	105.00	100.00	180.00	150.00	96.67	72.50	110.00
SEPTRAN TABLETS	10TAB.	20.00	21.00	20.00	20.10	20.89	20.89	22.80
BRUFEN TABS 200-MG.	10TAB.	10.00	10.00	10.00	8.90	8.90	8.90	8.90
PANADOL TAB. EXTRA/PLAIN	10TAB.	12.00	12.00	12.63	12.50	12.50	12.50	12.50
DISPRIN TAB.	10TAB.	16.00	13.50	13.00	16.00	13.40	13.40	13.40
TRISIL TAB.	10 TAB	15.00	15.00	11.00	12.02	11.56	11.56	12.00
FLAGYL TAB. 200 MG.	10TAB.	10.00	10.00	10.00	16.00	10.00	10.00	10.00
VENTOLIN TAB. 2MG.	10TAB.	10.00	10.00	10.00	10.30	10.31	10.31	10.30
DAONIL TAB. 5 MG.	10TAB.	17.00	17.00	17.00	16.80	16.92	16.92	17.00

Contd.

7.11 Intercity Consumer Prices March, 2019

Description	Unit	Wazirabad	Sialkot	Faisalabad	Jhang	Multan	Muzaffargarh	D.G. Khan
ENTOX TAB.	10TAB.	15.00	15.00	16.00	16.00	16.04	16.04	16.00
RENITEC TAB. 5 MG.	10TAB.	58.50	62.00	61.00	61.00	62.23	62.23	62.20
CAC. 1000 TAB	BOTTLE	133.08	133.00	133.00	153.00	133.08	133.08	133.08
AMOXIL CAPSOLE 250 MG.S	10CAP.	35.00	36.00	36.00	35.70	36.44	36.44	36.40
CALCIUM SYRUP SANDOZ	BOTTLE	64.00	64.00	64.00	64.00	64.00	64.00	64.00
LEDERPLEX SYRUP	BOTTLE	52.74	52.70	53.00	52.75	52.74	52.74	52.74
SANCOS SYRUP (50 ML.)	BOTTLE	55.00	30.00	55.00	30.00	30.00	30.00	30.00
PHENERGAN SYRUP 120 ML.	BOTTLE	35.35	36.70	35.00	36.74	42.25	40.88	42.25
CALPOL SYRUP 60 ML.	BOTTLE	30.60	29.58	47.32	51.25	30.72	30.72	29.58
HYDRYLLIN SYRUP 120 ML.	BOTTLE	69.00	69.00	69.00	69.00	69.00	69.00	69.00
POLYFAX EYE OINTMENT	TUBE	21.00	22.51	21.00	22.75	22.50	22.50	22.51
BETNESOL EYE DROPS	BOTTLE	33.89	34.50	33.00	34.60	34.60	34.60	34.60
EAR DROPS (CARDISPORINE) ***	BOTTLE	21.00	21.00	25.00	25.00	21.00	21.00	25.89
BETNOVATE-N OINTMENT 5 GMS	TUBE	16.67	16.00	16.00	16.00	16.68	16.68	16.00
BURNOL CREAM 30 GRM	TUBE	55.42	55.42	55.00	55.42	55.42	55.42	55.42
VICKS VAPORUB/BALM	BOTTLE	36.00	36.00	36.00	36.00	36.00	36.00	36.00
GLYCRINE SMALL BOTTLE	BOTTLE	20.00	35.00	24.00	30.00	25.00	25.00	25.00
JOUHAR JOSHANDA	PKT.	10.00	10.00	10.00	10.00	10.00	10.00	10.00
GALXOS-D (450 GRMS)	PKT.	157.50	157.50	140.00	157.50	157.50	157.50	157.50
GRIPE-WATER WOODWARDS	BOTTLE	60.00	60.00	60.00	60.00	60.00	60.00	60.00
SANIPLAST ONE PUTTY	EACH	2.00	1.40	2.00	2.00	1.45	1.45	1.50
O.R.S. (NIMCOL)	PKT.	18.00	15.00	18.00	18.00	18.00	18.00	18.00
DETTOL (MEDIUM)	BOTTLE	100.00	150.00	150.00	150.00	150.00	150.00	150.00
COTTON BANDAGE 2" - 4"	EACH	7.50	10.00	8.50	7.50	10.00	10.00	8.00
THERMOMETER CHINA	EACH	60.00	40.00	60.00	40.00	55.83	57.50	50.00
DOCTOR (MBBS) CLINIC FEE	P/PAT.	100.00	100.00	250.00	500.00	150.00	100.00	200.00
URINE TEST (DR) CHARGES	P/TEST	100.00	150.00	250.00	80.00	121.25	55.00	100.00
BLOOD TEST (CP) CHARGES	P/TEST	300.00	350.00	500.00	240.00	290.00	225.00	350.00
SUGAR TEST (RANDOM/FASTING BOTH) CHARGES	P/TEST	200.00	200.00	200.00	100.00	143.33	100.00	140.00
ECG CHARGES	P/TEST	200.00	150.00	300.00	200.00	312.50	125.00	350.00
X-RAY (CHEST) CHARGES	P/X-RAY	300.00	200.00	500.00	600.00	275.00	200.00	375.00
CAR SUZUKI 800 CC (W/O. A/C)	EACH	0.00	817750.00	817750.00	867500.00	817750.00	0.00	817750.00
CAR SUZUKI 1000 CC	EACH	0.00	1400000.00	1410000.00	1546000.00	1425000.00	0.00	1516000.00
CAR TOYOTA 1300 CC	EACH	0.00	2076000.00	2076000.00	2076000.00	2094000.00	0.00	5004125.00
CAR HONDA CIVIC	EACH	0.00	2964500.00	0.00	0.00	2861500.00	0.00	0.00
MOTORCYCLE HONDA CD-70.	EACH	70500.00	70500.00	69500.00	70500.00	70500.00	70500.00	70500.00
MOTORCYCLE YAMAHA 100CC.	EACH	79300.00	79300.00	79300.00	79300.00	80000.00	80000.00	79300.00
MOTOR CYCLE HERO 70 CC	EACH	44000.00	45000.00	47500.00	48500.00	47500.00	0.00	48000.00
BICYCLE WITH TYRES & TUBES	EACH	8000.00	7200.00	9500.00	9500.00	8500.00	8500.00	8000.00
TYRE CAR WITH TUBE GENERAL	EACH	3000.00	3000.00	3500.00	3500.00	3300.00	3300.00	3200.00
TYRE MOTOR CYCLE WITHOUT TUBE	EACH	1200.00	1120.00	1300.00	1100.00	1180.00	1180.00	1100.00
TYRE CYCLE SPECIFY BRAND NAME	EACH	350.00	350.00	450.00	400.00	450.00	450.00	320.00
TYRE CAR W/O TUBE	EACH	2850.00	3000.00	3200.00	3300.00	3300.00	0.00	2900.00
PETROL SUPER	LITRE	92.89	92.89	92.89	92.89	92.89	92.89	92.89
HIGH SPEED DIESEL HSD	LITRE	111.43	111.43	111.43	111.43	111.43	111.43	111.43
CNG	K.G.	76.99	75.94	76.95	76.50	75.99	75.99	75.95
GAS CYLINDER STAND. SIZE	EACH	1320.00	1320.00	1250.00	1300.00	1320.00	1430.00	1250.00
MOTOR CYCLE SERVICE CHARGES	EACH	300.00	175.00	225.00	270.00	270.00	275.00	250.00
CAR SERVICE CHARGES	EACH	250.00	400.00	312.50	300.00	275.00	275.00	225.00
TYRE PUNCTURE CHARGES	EACH	80.00	100.00	90.00	60.00	70.00	65.00	40.00
CYCLE OVERHAULING CHARGES	EACH	200.00	350.00	275.00	500.00	281.00	290.00	275.00
CAR TAX FOR 800CC TO 1300CC	YEARLY	2650.00	2650.00	2650.00	2650.00	2650.00	2650.00	2650.00
TRAIN FARE ECO. 1-100 KM.	P/KM.	2.05	2.05	2.05	2.05	2.05	2.05	2.05
TRAIN FARE ECO. 101-500 KM.	P/KM.	1.36	1.36	1.36	1.36	1.36	1.36	1.36
TRAIN FARE ECO. > 500 KM.	P/KM.	0.98	0.98	0.98	0.98	0.98	0.98	0.98
TRAIN FARE IST SLP. 1-100KM	P/KM.	3.00	3.00	3.00	3.00	3.00	3.00	3.00
TRAIN FARE IST SLP.101-500 KM	P/KM.	2.45	2.45	2.45	2.45	2.45	2.45	2.45
TRAIN FARE IST SLP. > 500 KM	P/KM.	1.57	1.57	1.57	1.57	1.57	1.57	1.57
TRAIN FARE A/C SLP. 1-100KM.	P/KM.	6.20	6.20	6.20	6.20	6.20	6.20	6.20
TRAIN FARE A/C SLP.101-500KM	P/KM.	5.54	5.54	5.54	5.54	5.54	5.54	5.54
TRAIN FARE A/C SLP > 500KM.	P/KM.	4.10	4.10	4.10	4.10	4.10	4.10	4.10

Contd.

7.11 Intercity Consumer Prices March, 2019

Description	Unit	Wazirabad	Sialkot	Faisalabad	Jhang	Multan	Muzaffargarh	D.G. Khan
PLATEFORM TICKET	EACH	10.00	10.00	10.00	10.00	10.00	10.00	10.00
AUTO RICKSHAW FARES	KM/MIN	50.00	60.00	65.00	50.00	30.00	30.00	50.00
FULL TONGA CHARGES	KM/MIN	60.00	60.00	75.00	100.00	49.38	50.00	56.00
TAXI 4 SEATER FARE	KM/MIN	100.00	100.00	60.00	90.00	100.00	100.00	50.00
BUS FARE MIN (WITHIN CITY)	TICKET	10.00	0.00	20.00	0.00	9.00	0.00	0.00
BUS FARE MAX (WITHIN CIT	TICKET	20.00	0.00	50.00	0.00	21.00	0.00	0.00
BUS FARE OUTSIDE CITY	P/KM.	1.60	0.86	1.10	1.36	1.20	1.20	1.30
A/C BUS FARE OUTSIDE CITY	P/KM.	1.45	1.11	1.74	2.27	1.50	1.50	2.00
MINIBUS FARE MIN.WITH IN CITY	TICKET	10.00	0.00	0.00	0.00	11.00	0.00	0.00
MINIBUS FARE MAX.WITH IN CITY	TICKET	10.00	0.00	0.00	0.00	24.00	0.00	0.00
SUZUKI FARE MIN.WITH IN CITY	TICKET	0.00	15.00	20.00	15.00	11.00	0.00	8.00
SUZUKI FARE MAXIMUM W.IN CITY	TICKET	0.00	18.75	30.00	20.00	21.00	0.00	8.00
AIR FARE ECONOMY CLASS.	P/KM.	0.00	16.41	16.41	0.00	16.41	0.00	16.41
POSTAL ENVELOPE DOMESTIC	EACH	8.00	8.00	8.00	8.00	8.00	8.00	8.00
ENVELOPE FOR SAUDI ARABIA	EACH	50.00	50.00	60.00	50.00	50.00	50.00	50.00
POSTAL REGISTRATION CHARGES	EACH	38.00	38.00	38.00	38.00	38.00	38.00	38.00
U.M.S. REG CHARGES MIN.	EACH	59.00	59.00	59.00	59.00	59.00	59.00	59.00
T.C.S. CH. MIN.WITH IN ZONE	EACH	200.00	200.00	200.00	200.00	200.00	200.00	200.00
TELEPHONE CHARGES LOCAL CALL	P/CALL	4.65	4.65	4.65	4.65	4.65	4.65	4.65
TEL CHARGES OUT SIDE CITY	P/CALL	4.65	4.65	4.65	4.65	4.65	4.65	4.65
INTERNET CHARGES	P/HOUR	50.00	25.00	22.50	60.00	20.00	22.50	20.00
MOBILE CELL CHARGES	P/UNIT	3.00	3.06	3.00	3.00	3.00	4.00	3.00
FAX CHARGES (LOCAL)	P/PAGE	30.00	20.00	20.00	30.00	20.00	20.00	15.00
TELEPHONE SET AV. QLTY	EACH	1000.00	500.00	600.00	1000.00	775.00	475.00	900.00
MOBILE SET NOKIA/SONY/ERICSON/SAMSUNG WITHOUT CAMERA	EACH	4250.00	2600.00	2200.00	3300.00	3800.00	3800.00	2900.00
T.V. 20" COLORED WEGA H-A21.	EACH	18500.00	20000.00	32500.00	12500.00	23500.00	23500.00	23500.00
T.V 20" COLOR CHINA/KORIA)	EACH	7000.00	13500.00	16900.00	5500.00	15500.00	15500.00	14900.00
V.C.P. PANASONIC/LG/NAT	EACH	0.00	5400.00	5750.00	0.00	0.00	0.00	0.00
DVD/VCD PLAYER PANASONIC/LG	EACH	4100.00	4500.00	4500.00	6000.00	4500.00	4200.00	4000.00
RADIO WITH C.PLAYER NATIONAL	EACH	2500.00	2250.00	2175.00	1250.00	3500.00	0.00	3000.00
PERSONNEL COMPUTER (BRANDED)	EACH	37500.00	35000.00	38820.00	58000.00	48200.00	48200.00	35000.00
VID. CASSETTE BLK. TDK/SONY	EACH	0.00	100.00	150.00	100.00	180.00	170.00	150.00
COM. C.D. (TDK/IMATION)	EACH	35.00	70.00	65.00	50.00	60.00	60.00	60.00
TAPE RECORDER CASSETTE BLANK	EACH	35.00	30.00	70.00	60.00	50.00	42.50	40.00
VIDEO GAME SEGA 16 BYTE	EACH	0.00	1250.00	1450.00	1200.00	1300.00	0.00	1600.00
CINEMA A/C. HIGH CLASS	TICKET	0.00	500.00	250.00	0.00	275.00	0.00	0.00
CINEMA NON-A/C HIGH CLASS	TICKET	0.00	300.00	250.00	30.00	150.00	40.00	35.00
CABLE CHARGES	P/MONTH	300.00	287.50	300.00	300.00	300.00	275.00	350.00
TV.LICENCE FEE DOMESTIC	YEARLY	420.00	420.00	420.00	420.00	420.00	420.00	420.00
ENGLISH BOOK CLASS V1	EACH	76.00	76.00	76.00	76.00	76.00	76.00	76.00
ENGLISH BOOK CLASS IX OR X	EACH	126.00	134.00	126.00	130.00	126.00	126.00	126.00
ENG. BOOK IST.YR COMPLETE SET	EACH	82.00	82.00	82.00	82.00	82.00	82.00	82.00
ENGLISH BOOK BA/B.SC	EACH	260.00	260.00	260.00	260.00	260.00	260.00	260.00
URDU BOOK CLASS V (T.B.BORD)	EACH	57.00	57.00	62.00	57.00	57.00	57.00	57.00
URDU BOOK CLASS IX/X(T.B.B)	EACH	137.00	137.00	137.00	140.00	137.00	137.00	137.00
URDU BOOK IST.YEAR/INTER	EACH	51.00	53.00	51.00	51.00	51.00	51.00	51.00
URDU BOOK BA/B.SC	EACH	140.00	225.00	250.00	140.00	140.00	140.00	140.00
MATHS BOOK CALSS V (T.B.B)	EACH	76.00	76.00	76.00	83.00	76.00	76.00	76.00
MATHS BOOK CLASS IX OR X	EACH	262.00	228.00	268.00	268.00	233.00	233.00	268.00
MATHS BOOK IST.YEAR (T.B.B)	EACH	144.00	144.00	144.00	150.00	151.00	151.00	150.00
PAKISTAN STUDIES BOOK BA/B.SC	EACH	150.00	155.00	160.00	150.00	180.00	150.00	150.00
DAILY "DAWN"	P/COPY	22.00	22.00	22.00	22.00	22.00	22.00	22.00
DAILY "JANG"	P/COPY	20.00	20.00	20.00	20.00	20.00	20.00	20.00
DAILY "NAWA-E-WAQT"	P/COPY	20.00	20.00	20.00	20.00	20.00	20.00	20.00
WEEKLY "AKHBAR-E-JAHAN"	P/COPY	60.00	60.00	60.00	60.00	60.00	60.00	60.00
WEEKLY "MAG"	P/COPY	50.00	50.00	50.00	50.00	50.00	50.00	50.00
MONTHLY "NAUNEHAL DIGEST"	P/COPY	35.00	35.00	35.00	35.00	35.00	35.00	35.00
PAPER FOOLSCAPE (27"x17")	QUIRE	40.00	30.00	70.00	50.00	37.50	33.75	40.00
EXERCISE.BOOK LINED 80/100 PGS	EACH	50.00	80.00	87.50	70.00	32.50	27.50	30.00
PENCILGOLDFISH/DEER	EACH	7.00	8.00	6.00	7.00	7.50	7.50	7.00
PEN INK DOLLOR 57 ML BOTTLE	EACH	20.00	25.00	25.00	25.00	25.00	25.00	20.00

Contd.

7.11 Intercity Consumer Prices March, 2019

Description	Unit	Wazirabad	Sialkot	Faisalabad	Jhang	Multan	Muzaffargarh	D.G. Khan
PHOTOSTATE PAPER 70 GM	PRT	400.00	450.00	400.00	480.00	480.00	480.00	440.00
BALL PEN (local)	EACH	7.00	7.50	7.00	10.00	6.17	6.00	7.00
FOUNTAIN PEN HERO/WINGS/CHINA	EACH	70.00	50.00	52.50	60.00	59.00	60.00	50.00
PRIVATE SCHOOL FEE ENGLISH MEDIUM AVERAGE STANDARD (CLASS I)	P/MONTH	1450.00	1000.00	2956.25	1700.00	2358.33	983.33	2075.00
PRIVATE SCHOOL FEE ENGLISH MEDIUM AVERAGE STANDARD (CLASS V)	P/MONTH	1650.00	1200.00	3005.00	1800.00	2683.33	1033.33	2325.00
PRIVATE SCHOOL FEE ENGLISH MEDIUM AVERAGE STANDARD (CLASS VI)	P/MONTH	1850.00	1300.00	3005.00	1800.00	2925.00	1250.00	2475.00
PRIVATE SCHOOL FEE ENGLISH MEDIUM AVERAGE STANDARD (CLASS X)	P/MONTH	2000.00	1500.00	3005.00	2000.00	3175.00	1600.00	3025.00
PRIVATE MEDICLE COLLEGE FEE MBBS (1ST YEAR)	P/MONTH	0.00	0.00	53500.00	0.00	45166.67	0.00	0.00
PRIVATE ENGINEERING COLLEGE FEE (ISTR YEAR)	P/MONTH	0.00	0.00	4950.00	0.00	16000.00	0.00	0.00
GOVT. COLLEGE FEE IST. YEAR	MONTH	50.00	50.00	50.00	50.00	50.00	50.00	50.00
GOVT. COLLEGE FEE 4TH. YEAR	MONTH	60.00	60.00	60.00	60.00	60.00	60.00	60.00
GOVT. UNIVERSITY FEE MSC.	MONTH	77.50	0.00	734.00	180.00	1833.33	0.00	833.00
GOVT. MED. COLLEGE FEE MBBS	MONTH	873.00	0.00	1338.00	0.00	1337.50	0.00	1250.00
GOVT. ENGG. COLL. FEE I YEAR	MONTH	1558.00	0.00	5750.00	0.00	3666.66	0.00	0.00
COACHING FEE FOR CLASS IX/X	P/MONTH	500.00	550.00	1400.00	1500.00	800.00	500.00	500.00
COACHING CHARGES FOR CLASS IST YEAR/INTER (SCIENCE)	P/MONTH	1200.00	1200.00	2000.00	2100.00	1200.00	900.00	1500.00
COACHING CHARGES FOR CLASS IST YEAR/INTER (COMMERCE)	P/MONTH	1200.00	1200.00	1500.00	2100.00	1133.33	900.00	1000.00
I.T. TUITION FEES	P/MONTH	3900.00	0.00	5800.00	2000.00	3000.00	0.00	2000.00
MBA TUITION FEES	P/MONTH	2000.00	0.00	19000.00	0.00	7390.00	0.00	2000.00
BREAD TANDOORI ST. SIZE	EACH	6.00	7.00	7.00	6.00	6.50	6.00	5.50
COOKED MUTTON (AV. HOTEL)	PLATE	180.00	200.00	275.00	180.00	148.33	145.00	150.00
COOKED BEEF (AV. HOTEL)	PLATE	100.00	130.00	150.00	130.00	106.67	100.00	100.00
COOKED DAL (AV. HOTEL)	PLATE	60.00	60.00	55.00	70.00	43.33	45.00	40.00
CHICKEN BIRYANI FULL/DOUBLE	PLATE	130.00	160.00	150.00	200.00	131.67	100.00	110.00
TEA PREPARED (ORDINARY)	CUP	20.00	20.00	22.50	20.00	22.00	20.00	25.00
HAIRCUT CHARGES FOR MEN	P/CUT	70.00	60.00	75.00	60.00	96.67	85.00	65.00
BEAUTY PORL HAIR STYL CHARGE	P/STY.	300.00	175.00	212.50	300.00	300.00	225.00	275.00
SHAVING CHARGES	PER SHV	40.00	40.00	50.00	30.00	45.00	50.00	50.00
LIPSTICK S.MISS/MEDORA	EACH	130.00	130.00	130.00	140.00	130.00	130.00	140.00
NAIL POLISH S.MISS/MEDORA	EACH	70.00	100.00	115.00	135.00	100.00	100.00	60.00
PERFUME MED.SIZE MEDORA/BROACH	EACH	130.00	200.00	220.00	230.00	140.00	140.00	130.00
HAIR-OIL AMLA/CHAMBELI	BOTTLE	140.00	150.00	130.00	130.00	140.00	140.00	130.00
TOILET SOAP LUX 95 GRAMS	EACH	44.78	38.00	53.00	35.00	40.00	40.00	40.00
TOILET SOAP LIFEBOUY 140 GRM	EACH	48.69	46.50	50.00	47.00	40.00	40.00	40.00
TOILET SOAP SAFEGUARD BATH SIZE	EACH	55.00	50.00	53.00	53.00	55.00	55.00	53.00
TOOTHPASTE MACKLINES 70 GRM	EACH	50.00	50.00	65.00	50.00	50.00	50.00	50.00
TOOTHPAST MED SIZE CLGATE 70 GMS	EACH	74.67	95.00	90.00	80.00	80.00	80.00	75.00
TOOTHBRUSH SHEILD A/PLAUQUE	EACH	50.00	60.00	80.00	75.00	40.00	40.00	40.00
TOOTHPOWDER DENTONIC 90 GRM	EACH	40.00	35.00	45.00	45.00	45.00	45.00	45.00
HAIR-COLOUR BEGIN (6 GMS)	EACH	130.00	100.00	100.00	120.00	130.00	130.00	130.00
HAIR COLOUR (KALAKOLA)	BOTTLE	140.00	120.00	130.00	130.00	130.00	130.00	130.00
FACECREAM PONDS (MEDIUM)	EACH	130.00	105.00	130.00	130.00	130.00	130.00	130.00
TALC POWDER VICE ROAY,B.CAT	EACH	165.00	130.00	165.00	165.00	185.00	185.00	185.00
BLADE TREET ORDINARY 10'S	PKT.	40.00	40.00	35.00	45.00	35.00	35.00	35.00
BLADE 7-O-CLOCK STAIN. 5'S	PKT.	35.00	30.00	35.00	45.00	35.00	35.00	40.00
SHAMPOO SUNSILK/PAINTIN 100 ML	BOTTLE	110.00	110.00	100.00	100.00	123.75	123.75	110.00
BEAUTY CREAM (FAIR & LOVELY)	EACH	230.00	99.00	75.00	230.00	230.00	230.00	130.00
HAIR REMOVING CREAM (EU-CREAM)	TUBE	70.00	65.00	70.00	70.00	70.00	70.00	70.00
GEL MEDIUM SIZE	BOTTLE	80.00	150.00	95.00	125.00	100.00	100.00	155.00
DISPOSABLE RAZOR GILLET-II	EACH	45.00	45.00	50.00	45.00	48.33	50.00	50.00
SHAVING CREAM TOUCH-ME/ADM.	EACH	80.00	60.00	80.00	85.00	70.00	70.00	80.00
GOLD TEZABI 24 CT	10 GM.	58640.00	58300.00	59240.00	58299.00	58130.00	58130.00	57850.00
SILVER TEZABI 24 CT	10 GM.	780.00	775.00	800.00	754.00	745.00	745.00	755.00
ARTIFICIAL JEWELLARY SET	SET	1000.00	250.00	575.00	500.00	656.25	575.00	550.00
WRIST WATCH GENTS CITIZEN (ORIGINAL) ***	EACH	2500.00	2500.00	11900.00	6000.00	2500.00	2600.00	2500.00
WRIST WATCH LADIES CITIZEN (ORIGINAL) ***	EACH	2400.00	2500.00	7850.00	6000.00	2500.00	0.00	2500.00
WALL CLOCK QUARTZ AV.QLTY	EACH	500.00	500.00	537.50	1000.00	475.00	425.00	550.00
SUITCASE REXIN (24"x16"x6")	EACH	1500.00	1200.00	1250.00	1500.00	775.00	775.00	1200.00
TRUNK MEDIUM SIZE ***	EACH	1500.00	1500.00	1900.00	1400.00	1191.67	1325.00	1500.00
PURSE LADIES (LEATHER) AVERAGE QUALITY	EACH	1000.00	500.00	675.00	1200.00	1266.67	1300.00	650.00

7.11 Intercity Consumer Prices March, 2019

Description	Unit	Vehari	Sargodha	Mianwali	Bahawal- pur	Bahawal- nagar	R.Y. Khan
WHEAT	10 KG.	337.50	325.00	360.00	340.00	375.00	345.00
WHEAT FLOUR FINE/SUPERIOR.	KG.	40.00	41.00	40.00	40.00	42.00	40.00
WHEAT FLOUR AVG. QLTY	KG.	38.00	38.00	38.00	38.00	42.00	39.00
WHEAT FLOUR BAG	10 KG.	380.00	365.00	370.00	390.00	380.00	370.00
MAIDA	KG.	50.00	50.00	50.00	50.00	50.00	50.00
SUJI	KG.	50.00	50.00	50.00	50.00	50.00	50.00
BESAN AV. QLTY.	KG.	125.00	125.00	140.00	135.00	140.00	120.00
RICE BASMATI SUP. QLTY.	KG.	135.00	130.00	150.00	145.00	150.00	150.00
RICE BASMATI 385/386	KG.	85.00	77.50	100.00	110.00	85.00	80.00
RICE BASMATI BROKEN AV.QLTY	KG.	72.50	65.00	90.00	60.00	75.00	80.00
RICE IRRI-6 (SINDH/PUNJAB)	KG.	40.00	70.00	60.00	47.50	50.00	50.00
VERMICELLI	KG.	80.00	80.00	140.00	85.00	80.00	90.00
BREAD PLAIN MEDIUM SIZE	EACH	70.00	45.00	45.00	45.00	45.00	40.00
RUSK (PAPAY)	KG.	200.00	210.00	220.00	250.00	235.00	220.00
BISCUITS-PACKED	PKT	40.00	35.00	40.00	40.00	40.00	35.00
BISCUIT-BAKERY (LOOSE)	250 GM	100.00	80.00	80.00	120.00	80.00	90.00
CORNFLAKS FAUJI 225 GM.	PKT	189.00	193.50	200.00	189.00	210.00	171.00
SAMOSA (VEGATABLE)	EACH	15.00	17.50	20.00	11.00	20.00	20.00
PASTRY AV.QLTY.	EACH	40.00	40.00	40.00	45.00	30.00	40.00
PATTIES (VEGATABLES)	EACH	17.50	35.00	30.00	25.00	30.00	30.00
NIMCO	250 GM	80.00	60.00	80.00	65.00	85.00	100.00
CHIPS	250 GM	65.00	110.00	50.00	70.00	60.00	100.00
BEEF WITH BONE AV.QLTY.	KG	350.00	400.00	400.00	365.00	400.00	300.00
MUTTON AV.QLTY.	KG	700.00	875.00	750.00	725.00	787.50	650.00
CHICKEN FARM BROILER (LIVE)	KG	160.00	150.00	155.00	166.00	131.00	180.00
FISH-RAHU MEDIUM SIZE	KG	325.00	250.00	350.00	290.00	315.00	300.00
MILK FRESH (UNBOILED)	LTR.	75.00	70.00	70.00	67.50	70.00	70.00
CURD	KG.	87.50	90.00	90.00	80.00	80.00	85.00
MILK TETRA PACK 1/2 LTR.	PKT.	70.00	70.00	70.00	67.50	80.00	65.00
LACTOGEN 400 GRAMS	PKT.	500.00	500.00	500.00	500.00	500.00	500.00
POWDER MILK NIDO 400GM.	PKT	420.00	410.25	410.00	410.00	400.00	410.00
MILK POWDER LOOSE/PACKED	KG.	450.00	550.00	450.00	475.00	550.00	500.00
BUTTER LOCAL PACKED	50 GM.	35.00	40.00	60.00	80.00	30.00	30.00
EGGS FARM	DOZ	95.00	95.00	100.00	92.00	110.00	94.00
MUSTARD OIL AV.QLTY.	KG.	180.00	195.00	200.00	170.00	180.00	180.00
COOKING OIL (DALDA)	2.5LTR	530.00	520.00	520.00	520.00	495.00	475.00
COOKING OIL (PAKWAN) OTHER BRAND SPECIFY	2.5 LTR	508.00	495.00	400.00	425.00	460.00	433.00
VEGETABLE GHEE TIN	2.5KG.	495.00	495.00	520.00	495.00	485.00	515.00
VEGETABLE GHEE (LOOSE)	KG.	192.00	150.00	190.00	165.00	150.00	160.00
DATES AV.QLTY.	KG.	190.00	155.00	180.00	175.00	200.00	220.00
PISTACHIO AV.QLTY.	50 GM.	180.00	180.00	140.00	145.00	150.00	200.00
ALMONDS WHOLE AV.QLTY.	KG.	675.00	650.00	550.00	725.00	800.00	700.00
COCONUT DRY AV.QLTY.	KG.	480.00	400.00	450.00	420.00	480.00	500.00
RAISINS AV.QLTY.	50 GM.	22.50	30.00	30.00	23.00	20.00	30.00
GROUNDNUTS (WITH SHELL)	KG.	190.00	300.00	280.00	230.00	200.00	260.00
MALTA/MOSAMBI	DOZ	180.00	120.00	50.00	130.00	160.00	160.00
KINNU	DOZ	140.00	100.00	60.00	130.00	100.00	200.00
APPLE	KG	190.00	100.00	135.00	135.00	160.00	150.00
ALOO BUKHARA	KG	0.00	0.00	0.00	0.00	0.00	0.00
POMEGRANATE (ANNAR)	KG	0.00	0.00	0.00	0.00	0.00	0.00
GRAPES	KG	0.00	0.00	0.00	0.00	0.00	0.00
BANANAS	DOZ	70.00	60.00	60.00	80.00	80.00	60.00
MANGO KALMI	KG	0.00	0.00	0.00	0.00	0.00	0.00
GUAVA	KG	75.00	100.00	80.00	90.00	62.50	80.00
WATERMELON (TURBOOZ)	KG	0.00	0.00	0.00	0.00	0.00	0.00
MUSKMELON (KHARBOOZA)	KG	0.00	0.00	0.00	0.00	0.00	0.00
SWEETMELON (GARMA)	KG	0.00	0.00	0.00	0.00	0.00	0.00
PULSE MASOOR (WHOLE)	KG.	100.00	105.00	120.00	105.00	120.00	90.00
PULSE MASOOR (WASHED)	KG.	115.00	135.00	140.00	105.00	120.00	90.00
PULSE MOONG (WASHED)	KG.	150.00	140.00	140.00	135.00	125.00	140.00
PULSE MASH (WASHED)	KG.	185.00	180.00	140.00	140.00	180.00	130.00

Contd.

7.11 Intercity Consumer Prices March, 2019

Description	Unit	Vehari	Sargodha	Mianwali	Bahawal- pur	Bahawal- nagar	R.Y. Khan
PULSE GRAM	KG.	137.50	115.00	140.00	130.00	120.00	120.00
GRAM WHOLE BLACK AV QLTY.	KG.	127.50	115.00	110.00	110.00	100.00	110.00
GRAM WHOLE YELLOW AV.QLTY	KG.	180.00	165.00	160.00	155.00	198.75	160.00
BEANS (LAL LOBIA)	KG.	195.00	167.50	160.00	157.50	200.00	170.00
POTATOES	KG	10.00	11.00	20.00	20.00	12.50	15.00
ONION	KG	40.00	35.00	40.00	45.00	42.50	40.00
TURNIP	KG	30.00	30.00	40.00	30.00	27.50	20.00
RADISH	KG	35.00	27.50	20.00	27.50	20.00	20.00
TOMATOES	KG	145.00	110.00	140.00	120.00	140.00	120.00
CABBAGE	KG	20.00	40.00	40.00	27.50	20.00	40.00
CAULIFLOWER	KG	45.00	50.00	40.00	35.00	40.00	40.00
BRINJAL	KG	65.00	80.00	70.00	50.00	70.00	80.00
PUMPKIN	KG	0.00	0.00	0.00	0.00	0.00	0.00
BOTTLEGOURD	KG	0.00	0.00	0.00	0.00	0.00	0.00
LADY FINGER	KG	0.00	0.00	0.00	0.00	0.00	0.00
PEAS	KG	40.00	50.00	60.00	45.00	40.00	40.00
SPINACH	KG	10.00	22.50	30.00	22.50	10.00	10.00
TINDA	KG	0.00	0.00	0.00	0.00	0.00	0.00
TURAI	KG	0.00	0.00	0.00	0.00	0.00	0.00
KARAILA	KG	0.00	0.00	0.00	0.00	0.00	0.00
ARVI	KG	0.00	0.00	0.00	0.00	0.00	0.00
CHILLIES GREEN	KG	240.00	240.00	340.00	265.00	292.50	200.00
CARROT	KG	17.50	20.00	20.00	22.50	15.00	20.00
COCUMBER (KHEERA)	KG	35.00	40.00	40.00	35.00	40.00	50.00
LEMON	250GM	30.00	25.00	30.00	30.00	30.00	20.00
SUGAR REFINED	KG.	59.00	60.00	60.00	60.00	60.00	58.00
GUR AV.QLTY	KG.	80.00	80.00	90.00	90.00	90.00	80.00
HONEY LANGANESE 500 GM.	BOTTLE	1260.00	1380.00	1000.00	1175.00	1000.00	900.00
MILO 200 GM.	BOTTLE	265.00	300.00	230.00	340.00	218.18	240.00
CUSTARD POWDER RAFHAN 300 GM.	PKT	85.00	85.00	80.00	89.00	80.00	80.00
TOFFEE (HILAL)	EACH	2.00	2.00	1.00	1.00	2.00	2.00
CHOWKELATE CANDY (SMALL SIZE)	EACH	5.00	5.00	6.00	5.00	5.00	5.00
SWEETMEAT (MIXED)	KG	350.00	295.00	350.00	390.00	292.50	380.00
ICE CREAM WALLS	CUP.	50.00	50.00	45.00	50.00	50.00	50.00
ICE	KG	7.50	10.00	5.00	8.50	5.00	5.00
JAM AHMED/MITCHELLES	BOTTLE	140.00	140.00	140.00	140.00	140.00	140.00
SQUASH-MITCHELLES	BOTTLE	165.00	175.00	175.00	175.00	180.00	165.00
ROOH AFZA	BOTTLE	190.00	190.00	190.00	200.00	200.00	190.00
JAM-E-SHIREEN	BOTTLE	200.00	220.00	200.00	200.00	200.00	200.00
SAUNF	50 GM	17.50	17.50	20.00	27.50	20.00	15.00
CINAMON LOOSE AV. QLTY	50 GM.	32.50	42.50	20.00	27.50	40.00	25.00
CUMINSEED WHITE NATIONAL	50 GM.	70.00	70.00	52.00	70.00	70.00	70.00
PEPPER BLACK NATIONAL	50 GM.	110.00	110.00	110.00	110.00	110.00	110.00
CLOVES LOOSE AV.QLTY	50 GM.	100.00	160.00	100.00	105.00	110.00	80.00
CARDAMOM LARGE LOOSE AV.QLTY	50 GM.	95.00	180.00	150.00	150.00	150.00	120.00
CARDAMOM SMALL AV.QLTY	50 GM.	175.00	140.00	180.00	150.00	150.00	120.00
SALT-POWDERED (LAHORI) LOOSE	KG.	14.00	10.00	10.00	12.00	10.00	10.00
SALT POWDERED (NATIONAL/SHAN)	PKT	30.00	30.00	30.00	30.00	30.00	30.00
CHILLIES POWD.NATIONAL 200GM	PKT	120.00	150.00	150.00	150.00	120.00	120.00
CHILLIES POWDER LOOS	KG.	275.00	400.00	360.00	310.00	280.00	290.00
CORRIANDER SEED POWD.NATIONAL	PKT	116.00	104.00	104.00	105.00	104.00	104.00
CORRIANDER SEED (LOOSE)	KG.	290.00	290.00	320.00	275.00	300.00	200.00
TURMERIC POWD.NATIONAL 50GM	PKT.	56.00	40.00	40.00	40.00	35.00	35.00
CURRY POWD. NATIONAL 200 GM	PKT.	87.00	87.00	87.00	87.00	86.00	87.00
TOMATO KETCHUP AHMED/MITCHL	BOTTLE	105.00	100.00	140.00	100.00	130.00	120.00
PICKLES AHMED/MITCHELLES	BOTTLE	130.00	130.00	140.00	120.00	130.00	120.00
VINEGAR SYNTHETIC (SIRKA)	BOTTLE	90.00	60.00	100.00	85.00	120.00	85.00
GARLIC	KG	180.00	160.00	180.00	160.00	180.00	160.00
GINGER	KG	170.00	160.00	280.00	190.00	175.00	200.00
TAPAL DANEDAR TEA 200GM PACKET	PKT	200.00	205.26	210.00	200.00	200.00	200.00
TEA LIPTON YELLOW LABEL 200GM.	PKT.	221.00	221.05	221.00	221.00	210.00	221.00

Contd.

7.11 Intercity Consumer Prices March, 2019

Description	Unit	Vehari	Sargodha	Mianwali	Bahawal- pur	Bahawal- nagar	R.Y. Khan
TEA LOOSE KENYA AV.QLTY 250GM.	PKT.	180.00	200.00	200.00	165.00	180.00	190.00
COFFEE-NESCAFE 75 GM. **	BOTTLE	425.00	380.00	400.00	420.00	370.00	350.00
COLD DRINK (STANDARD SIZ)	BOTTLE	25.00	25.00	25.00	25.00	25.00	25.00
FRUIT JUICE TETRA PACK	PKT.	20.00	22.50	20.00	15.00	20.00	20.00
MINERAL WATER NESTLE 1.5 LTR	BOTTLE	55.00	60.00	60.00	53.00	60.00	50.00
CIGARETTES K-2 10'S **	PKT	65.00	60.00	0.00	60.00	60.00	50.00
CIGARETTES CAPSTAN 10'S **	PKT	60.00	60.00	60.00	60.00	60.00	60.00
CIGARETTES GOLD LEAF 20'S	PKT	150.00	150.00	150.00	150.00	160.00	150.00
CIGARETTES MORVEN GOLD 20'S	PKT	60.00	60.00	60.00	60.00	60.00	60.00
BETEL LEAVES	50GM.	120.00	140.00	80.00	135.00	120.00	110.00
BETEL NUTS	KG.	600.00	800.00	2500.00	950.00	650.00	1000.00
LONG CLOTH 57" GUL AHMED/AL-KARAM	METER	300.00	275.00	200.00	250.00	400.00	310.00
SHIRTING AV.QLTY.	METER	275.00	170.00	220.00	125.00	270.00	240.00
PANT CLOTH W & WEAR AV.QLTY	METER	625.00	550.00	400.00	525.00	600.00	500.00
LAWN PRINTED GUL AHMED/AL-KARAM	METER	372.50	393.34	200.00	383.50	393.33	370.00
GEORGETTE AV.QLTY	METER	325.00	150.00	120.00	110.00	250.00	300.00
LINEN AV.QLTY ***	METER	247.50	150.00	160.00	125.00	300.00	325.00
HEAVY WT SUITING LAWERNCPUR AVG QLTY	METER	1200.00	1000.00	950.00	2225.00	1500.00	1500.00
HEAVY WT SUITING LAWERNCPUR SUP QLTY	METER	1950.00	1450.00	1200.00	2640.00	2000.00	1800.00
TROPICAL SUITING LAW.PUR	METER	1000.00	1200.00	950.00	1850.00	1400.00	1200.00
PANT BOY 24"/26" LENGTH.	EACH	690.00	475.00	400.00	462.50	650.00	500.00
SHIRT BOY 24"/26" LENGTH	EACH	590.00	325.00	350.00	387.50	490.00	500.00
SCHOOL UNI. PANT,SHIRT BOYS	SUIT	600.00	550.00	700.00	725.00	1150.00	1000.00
SCHOOL UNI. KAMEEZ,SHAL.BOYS	SUIT	500.00	475.00	750.00	725.00	1050.00	700.00
SCHOOL UNI. KAMEEZ,SHAL.GIRL	SUIT	525.00	475.00	800.00	687.50	1000.00	850.00
FROCK W/WEAR GIRLS	EACH	1450.00	1350.00	1000.00	3900.00	1600.00	1000.00
AWAMI-SUIT W & W(BOY) 24"/26	SUIT	1250.00	750.00	1400.00	775.00	1600.00	1550.00
AWAMI-SUIT W&W (GENTS)AV.QLTY	SUIT	1425.00	2350.00	1400.00	1150.00	2000.00	1700.00
PULLOVER GENTS OXFORD/BON.	EACH	3000.00	3990.00	3500.00	3675.00	4000.00	3430.00
PULLOVER LADIES OXFORD/BON.	EACH	3000.00	3050.00	3200.00	2930.00	3600.00	2530.00
PULLOVER (GENTS) OTHERS A.QTY	EACH	1000.00	1100.00	1200.00	1050.00	1790.00	900.00
SECOND-HAND COAT FOR MEN	EACH	275.00	150.00	500.00	1150.00	1050.00	550.00
SECONDHAND SWEETER FOR MEN DUP QLTY	EACH	225.00	150.00	150.00	425.00	590.00	180.00
SECONDHAND WINTER JACKET	EACH	475.00	150.00	300.00	650.00	800.00	350.00
UNDERWEAR AV.QLTY MEDIUM SIZE	EACH	135.00	150.00	170.00	110.00	220.00	230.00
VEST FOR MEN AV.QLTY.	EACH	115.00	140.00	170.00	187.50	220.00	230.00
VEST/SHAMEEZ (WOMEN) AVG. QLTY	EACH	137.50	100.00	150.00	175.00	300.00	175.00
SOCKS NYLON (PAKISTANI)	PAIR	95.00	110.00	120.00	115.00	120.00	125.00
BRASSIER AV.QLTY.	EACH	162.50	135.00	200.00	160.00	250.00	280.00
BRASSIER SUP QLTY	EACH	275.00	580.00	600.00	387.50	700.00	690.00
DOPATTA GEORGETTE AV.QLTY.	EACH	475.00	275.00	270.00	337.50	500.00	550.00
DOPATTA COTTON AV GLTY	EACH	280.00	250.00	200.00	350.00	450.00	300.00
CHADDAR (W/WEAR) (2x2.5 MTR)	EACH	625.00	375.00	320.00	425.00	700.00	525.00
LUNGI/DHOTI(COTTON) AVG. QLTY	EACH	325.00	275.00	300.00	325.00	500.00	450.00
HANDKERCHIEF AVG. QLTY PAK	EACH	65.00	45.00	50.00	37.50	80.00	40.00
HANDKERCHIEF SUP. QLTY PAK	EACH	100.00	85.00	60.00	110.00	150.00	60.00
GLOVES AV QLTY	PAIR	95.00	145.00	150.00	115.00	195.00	225.00
AZARBAND COTTON AVG. QLTY	EACH	27.50	17.50	15.00	17.50	27.50	20.00
SEWING THREAD/REEL(ASLI PARI)	EACH	8.00	8.00	6.00	5.50	7.50	6.00
WASHING CHARGES PAINT & SHIRT	SUIT	95.00	190.00	150.00	135.00	70.00	90.00
DRY CLEANING SUIT COAT PANT	SUIT	400.00	425.00	400.00	487.50	431.25	600.00
WASHING CH. (KAMIZ-SHALWAR)	PAIR	100.00	110.00	70.00	125.00	65.00	90.00
TAILORING SHIRT	EACH	500.00	500.00	500.00	625.00	500.00	600.00
TAILORING CHARGES PANT (MEN)	EACH	1000.00	850.00	500.00	775.00	900.00	800.00
TAILORING COAT-PANT SUIT	SUIT	6750.00	4250.00	3050.00	7250.00	5000.00	4500.00
TAILORING AWAMI-SUIT (MALE)	SUIT	675.00	637.50	500.00	675.00	800.00	800.00
TAILORING SUIT FEMALE	SUIT	600.00	750.00	500.00	600.00	600.00	600.00
GENTS SHOES PAUL BATA	PAIR	1199.00	1299.00	1199.00	1199.00	1199.00	1199.00
GENTS SANDAL BATA	PAIR	699.00	699.00	699.00	699.00	699.00	699.00
GENTS SPOUNG CHAPPAL BATA	PAIR	199.00	199.00	199.00	199.00	199.00	199.00
LADIES SANDAL BATA	PAIR	599.00	599.00	599.00	599.00	599.00	599.00

Contd.

7.11 Intercity Consumer Prices March, 2019

Description	Unit	Vehari	Sargodha	Mianwali	Bahawal- pur	Bahawal- nagar	R.Y. Khan
LADIES SPOUNG CHAPPAL BATA	PAIR	199.00	199.00	199.00	199.00	199.00	199.00
CHILD SHOE POWER LITE BATA	PAIR	699.00	699.00	699.00	699.00	699.00	699.00
GENTS SHOE, ART 1109 SERVICE	PAIR	999.00	999.00	999.00	999.00	999.00	999.00
NYLON JOGGER 27 SIZE 2-5 ***	PAIR	1399.00	1399.00	1399.00	1399.00	1399.00	1399.00
CHINA FOOT WEAR AV. QLTY (MALE) *	PAIR	825.00	750.00	500.00	1150.00	600.00	500.00
CHINA FOOT WEAR AV. QLTY (FEMALE) *	PAIR	700.00	675.00	500.00	1150.00	500.00	400.00
CHINA FOOT WEAR AV. QLTY (CHILDREN) *	PAIR	475.00	575.00	500.00	875.00	400.00	400.00
SHOE REPAIR HALF SOLE	PAIR	65.00	150.00	80.00	110.00	100.00	100.00
SHOES POLISH CHARGES AVERAGE SHOP	PAIR	20.00	20.00	20.00	30.00	30.00	25.00
HOUSE RENT (combined)	MONTH	6238.00	7117.00	6112.00	9411.00	5519.00	5175.00
rent 2	pm	6238.00	7117.00	6112.00	9411.00	5519.00	5175.00
RENT3	PM	6238.00	7117.00	6112.00	9411.00	5519.00	5175.00
RENT4	PM	6238.00	7117.00	6112.00	9411.00	5519.00	5175.00
RENT5	PM	6238.00	7117.00	6112.00	9411.00	5519.00	5175.00
RENT6	PM	6238.00	7117.00	6112.00	9411.00	5519.00	5175.00
SYNTHETIC ENEMAL ROBIALAC BALTI 3.64 LTR.	EACH	2952.00	2840.00	1750.00	3254.00	2778.00	2726.00
SYNTHETIC ENEMAL ICI BALTI 3.64 LTR.	EACH	2970.00	2750.00	2150.00	2970.00	2778.00	2634.00
CEMENT (LOCAL) SPECIFY BRAND NAME	BAG	595.00	597.50	610.00	600.00	610.00	590.00
BRICKS (NEW) IST CLASS	P/1000	5750.00	7200.00	6500.00	6000.00	4800.00	6500.00
CEMENT BLOCKS (6"x8"x12")	P/100	0.00	0.00	0.00	0.00	0.00	3500.00
BAJREE	100CFT	5000.00	5000.00	4000.00	5500.00	8000.00	6500.00
SAND (BLACK PIT SAND)	K100CFT	2000.00	1750.00	3000.00	2500.00	2700.00	2000.00
TIMBER SHESHAM LOG IST QUALITY	cu.bmt.	56500.00	63566.00	52000.00	58269.00	60500.00	58269.00
IRON BAR (M.S. BAR) 1/2"	P/TON	99000.00	90000.00	88000.00	97750.00	98250.00	97000.00
CARPANTER WAGE RATE	P/DAY	1000.00	1200.00	1200.00	900.00	775.00	900.00
MASON (RAJ) WAGE RATE	P/DAY	900.00	1200.00	1200.00	1050.00	850.00	1000.00
UNSKILLED LABOUR WAGE RATE	P/DAY	575.00	700.00	600.00	600.00	425.00	500.00
PLUMBER WAGE RSTE	P/DAY	1000.00	1200.00	1200.00	900.00	800.00	900.00
ELECTICIAN WAGE RATE PER DAY **	P/DAY	1000.00	1100.00	1200.00	0.00	700.00	0.00
ELECTICIAN WAGE RATE PER POINT **	P/PNT	80.00	135.00	120.00	120.00	100.00	100.00
WATER CHARGES PER HOUSE	P/MONTH	50.00	125.00	100.00	60.00	100.00	70.00
ELECT.CHARGES UPTO 50 UNITS	P/UNIT	2.00	2.00	2.00	2.00	2.00	2.00
ELECT.CHARGES 01 - 100 UNIT	P/UNIT	6.22	6.22	6.22	6.22	6.22	6.22
ELECT.CHARGES 101 - 300 UNIT	P/UNIT	9.59	9.59	9.59	9.59	9.59	9.59
ELECT.CHARGES 301 - 1000 UNIT	P/UNIT	18.03	18.03	18.03	18.03	18.03	18.03
ELECT.CHARGES ABOVE 1000 UNIT	P/UNIT	21.13	21.13	21.13	21.13	21.13	21.13
ELEC	PM	11.39	11.39	11.39	11.39	11.39	11.39
GAS CHRg upto 3.3719 MMBTU	MMBTU	145.08	145.08	0.00	145.08	145.08	145.08
GAS CHRg 3.3719 - 6.7438 MMBTU	MMBTU	308.88	308.88	0.00	308.88	308.88	308.88
GAS CHRg 6.7438 - 10.1157 MMBTU	MMBTU	321.75	321.75	0.00	321.75	321.75	321.75
GAS CHRg10.1157 - 13.4876 MMBTU	MMBTU	1310.40	1310.40	0.00	1310.40	1310.40	1310.40
GAS	PM	1708.20	1708.20	0.00	1708.20	1708.20	1708.20
GAS	PM	758.86	758.86	0.00	758.86	758.86	758.86
KEROSENE OIL	LTR	130.00	120.00	130.00	127.50	140.00	110.00
FIREWOOD WHOLE	40 KG.	490.00	550.00	400.00	650.00	625.00	550.00
CHAIR SHESHAM WOOD WITH ARMS **	EACH	3100.00	3600.00	2000.00	3100.00	4625.00	1500.00
CHAIR PLASTIC (CHAIRMAN) AVERAGE QUALITY	EACH	650.00	1250.00	900.00	1550.00	975.00	1000.00
TABLE SHESHAM WOOD (4X2X5") ***	EACH	5750.00	5750.00	3600.00	8750.00	22500.00	6000.00
SOFASET WOODEN WITH FOAM SEAT **	SET	20000.00	19000.00	17000.00	31000.00	29500.00	20000.00
COT IRON (WITH NIWAR)AV.QLTY.	EACH	1750.00	2100.00	2000.00	3900.00	3000.00	2500.00
ALMIRAH (STEEL) 6'X3' 20 GUAGE	EACH	15750.00	15750.00	9500.00	15500.00	14000.00	8000.00
DINNING TABLE 6 CHAIRS A.QLTY	SET	41000.00	29500.00	16000.00	39000.00	31500.00	33000.00
SINGLE BED WITHOUT FOAM MED.	EACH	8500.00	6500.00	5000.00	9750.00	12000.00	7000.00
MATRESS SINGLE(4"THICK)	EACH	6200.00	6850.00	5500.00	5900.00	7200.00	6000.00
FARSHI DARI 12'X9' AV.QLTY	EACH	1375.00	1450.00	1500.00	1950.00	1500.00	1400.00
DARI COTTON (6'x2 1/2') AV.QL	EACH	600.00	550.00	725.00	1550.00	1150.00	500.00
CARPET PLAIN AV. QLTY	SQFT.	25.00	50.00	60.00	27.50	45.00	45.00
QUILT (LIHAF) 3 KG. COTTON	EACH	1250.00	1750.00	1400.00	1450.00	1425.00	750.00
BLANKET (90" x 54")	EACH	5500.00	6250.00	3500.00	4900.00	4525.00	4000.00
BEDSHEET SINGLE BED SUP.QLTY	EACH	725.00	800.00	600.00	1650.00	787.50	550.00

Contd.

7.11 Intercity Consumer Prices March, 2019

Description	Unit	Vehari	Sargodha	Mianwali	Bahawal- pur	Bahawal- nagar	R.Y. Khan
BED SHEET DOUBLE WITH TWO PILLOW COVERS SUP QLTY	SET	1525.00	1550.00	900.00	2350.00	2650.00	1900.00
TOWEL(3'x2') AV. QALTY	EACH	285.00	250.00	300.00	255.00	525.00	330.00
CEILING FAN 48" SUPER QLTY **	EACH	3400.00	4650.00	3350.00	3400.00	3900.00	3600.00
PEDESTAL FAN 22" SUPER QLTY	EACH	5800.00	5450.00	4000.00	5300.00	5200.00	5100.00
REFG. DAWLENCE 10 CFT. D.DOOR	EACH	38000.00	33500.00	33000.00	34300.00	34600.00	32500.00
D-FREEZER WAVES 8 CFT.	EACH	37000.00	33050.00	32500.00	34400.00	32000.00	31500.00
AIRCONDITIONER 1.5 TON PEL	EACH	35000.00	35000.00	41000.00	38500.00	38500.00	41000.00
SPLIT AIR CONDITIONER 1.5 TON (SPECIFY BRAND NAME)	EACH	54700.00	52000.00	50000.00	54700.00	53000.00	48000.00
AIRCOOLER SUPER ASIA	EACH	15500.00	16500.00	13000.00	17500.00	17500.00	13000.00
WASHING MACHINE SINGER	EACH	19900.00	18500.00	15000.00	16000.00	18600.00	17700.00
SEWING MACHINE(SINGER)	EACH	7500.00	8400.00	7400.00	6900.00	8080.00	8300.00
GIZER LARGE SIZE 30 GALLON CAPACITY SUP QLTY	EACH	24000.00	19900.00	15000.00	21700.00	28050.00	17150.00
GAS BURNER DOUBLE SPFY.BRAND	EACH	1800.00	1900.00	1550.00	2250.00	2500.00	2000.00
ELECT. IRON PHILIPS MDL.1120	EACH	2600.00	2500.00	1800.00	2400.00	2000.00	2400.00
ELECTRIC JUICER FOR APPLE	EACH	10400.00	5000.00	6500.00	5800.00	6000.00	5330.00
S.STEEL DEGHCHI MEDIUM SIZE ***	EACH	775.00	637.50	630.00	1175.00	650.00	800.00
ALUMINIUM COOKING PAN (DEGCHI) MED SIZE	EACH	875.00	737.50	550.00	1150.00	1700.00	1850.00
NON STICK COOKING PAN (DEGCHI) SUP. QLTY	EACH	1275.00	1575.00	800.00	2150.00	1925.00	1950.00
FRYING PAN STEEL AVG. QLTY MED. SIZE	EACH	525.00	550.00	450.00	775.00	650.00	660.00
TAWA IORN (MEDIUM SIZE) AVG. QLTY	EACH	387.50	337.50	350.00	375.00	410.00	300.00
S.STEEL PLATE A.QLTY.(M.SIZE)	EACH	80.00	87.50	90.00	100.00	90.00	90.00
TABLE SPOON S.STEEL SUP.QLTY.	DOZEN	575.00	550.00	300.00	625.00	600.00	400.00
WATER SET JUG+6 GLASSES (OMROC)	SET	650.00	590.00	600.00	675.00	550.00	540.00
TEA SET PAK. CHINAWARE 21 PCS.	SET	3400.00	3100.00	1500.00	2900.00	3000.00	3300.00
DINNER SET PLASTIC 72 PIECES SUPERIOR QLTY	SET	6650.00	7250.00	7000.00	8250.00	8800.00	8000.00
HOTPOT SET PLASTIC 3 PCS.	SET	1625.00	1475.00	1300.00	2600.00	2600.00	1650.00
BUCKET(BALTI) PLASTIC MED.SIZ	EACH	375.00	450.00	450.00	462.50	450.00	300.00
LOTA PLASTIC (MED SIZE) AVERAGE QUALITY	EACH	85.00	50.00	80.00	90.00	80.00	70.00
PRESURE COOKER 4 LTR.	EACH	2000.00	1425.00	1500.00	2150.00	1700.00	1850.00
WATER COOLER 9/10 LTR.PLASTIC ***	EACH	775.00	850.00	800.00	975.00	1100.00	650.00
THERMOS STARVAC 1 LTR	EACH	675.00	650.00	550.00	600.00	550.00	600.00
BULB PHILIPS 100-WATTS	EACH	31.25	40.00	30.00	45.00	50.00	35.00
TUBE LIGHT PHILIPS 40 WATTS	EACH	170.00	160.00	110.00	170.00	180.00	120.00
ELECTRIC BLUBS "0" WATTE LOCAL	EACH	20.00	30.00	20.00	20.00	25.00	20.00
ELECTRIC BLUB ENERGY SAVER 14 WATTS	EACH	165.00	180.00	150.00	175.00	170.00	165.00
WASHING SOAP 250 GMS SPECIFY BRAND NAME	EACH	42.50	45.00	45.00	45.00	40.00	40.00
SURF EXCEL 400 GMS POLY BAG	EACH	150.00	120.00	130.00	120.00	145.00	116.00
WASHING POWDER 1000 GRM	EACH	190.00	190.00	190.00	190.00	190.00	190.00
WASHING POWDER (WHEEL/ BONUS) 100 GRAMS	EACH	95.00	90.00	100.00	95.00	95.00	110.00
CLEANSER POWDER VIM 1000 GM	PKT.	83.33	83.33	89.00	88.88	88.00	88.88
FINIS 500 ML	BOTTLE	160.00	218.75	218.75	250.00	270.00	250.00
PHNYLE TYPHONE/FINIS/CARRANITE 3 LITRES	BOTTLE	196.36	160.00	207.00	190.00	180.00	160.00
HARPIC	BOTTLE	190.00	190.00	190.00	190.00	190.00	190.00
BOOT POLISH CHERRY/KIWI 50ML	EACH	140.00	140.00	166.00	166.67	136.90	130.00
ROBIN BLUE (35 GRAMS)	PKT.	70.00	65.00	60.00	70.00	60.00	60.00
TISSU PAPER PERFUMED 100 PCS.	PKT	130.00	140.00	135.00	140.00	180.00	130.00
TOILET PAPER ROLL (R.PETEL)	P/ROLL	50.00	50.00	50.00	50.00	55.00	50.00
BOOT POLISH LIQUID CHEERY BLOSSOM KIWI 75 ML	BOTTLE	160.00	160.00	175.00	150.00	160.00	160.00
MATCH BOX SMALL	EACH	3.00	3.00	3.00	2.50	3.00	2.00
DRY CELL 1.5 VOLT(LOCAL)	EACH	30.00	25.00	30.00	30.00	45.00	25.00
HAND STITCHING NEEDLE M.SIZE	PACKET	10.00	17.50	10.00	10.00	10.00	6.00
SEWING MACHINE NEEDLE (SINGER)	EACH	7.00	10.00	5.00	5.00	10.00	8.50
HOUSEHOLD SERVANT FEMALE P/T	P/MNTH	1500.00	3750.00	2500.00	2250.00	4375.00	1800.00
MARRIAGE HALL WITH FURNITURE	P/HEAD	125.00	190.00	150.00	105.00	135.00	100.00
SEPTRAN TABLETS	10TAB.	19.30	20.00	19.65	20.10	20.90	20.10
BRUFEN TABS 200-MG.	10TAB.	8.90	12.00	10.00	12.00	10.00	10.00
PANADOL TAB. EXTRA/PLAIN	10TAB.	12.50	13.00	12.45	12.50	12.50	12.50
DISPRIN TAB.	10TAB.	13.90	13.00	15.90	13.40	16.00	13.39
TRISIL TAB.	10 TAB	13.00	10.00	12.00	12.00	15.30	11.57
FLAGYL TAB. 200 MG.	10TAB.	10.00	11.20	10.00	10.00	10.00	10.00

Contd.

7.11 Intercity Consumer Prices March, 2019

Description	Unit	Vehari	Sargodha	Mianwali	Bahawal- pur	Bahawal- nagar	R.Y. Khan
VENTOLIN TAB. 2MG.	10TAB.	12.00	10.00	10.00	10.31	10.00	10.00
DAONIL TAB. 5 MG.	10TAB.	17.00	17.00	17.00	16.92	17.00	16.92
ENTOX TAB.	10TAB.	16.00	15.00	15.00	16.00	16.00	15.00
RENITEC TAB. 5 MG.	10TAB.	62.20	58.50	62.23	62.23	62.30	60.57
CAC. 1000 TAB	BOTTLE	133.33	133.00	136.00	153.00	153.00	133.08
AMOXIL CAPSOLE 250 MG.S	10CAP.	36.70	36.00	35.60	36.44	36.50	36.10
CALCIUM SYRUP SANDOZ	BOTTLE	64.00	64.00	64.00	64.00	64.00	64.00
LEDERPLEX SYRUP	BOTTLE	52.74	52.00	52.74	52.74	52.74	52.74
SANCOS SYRUP (50 ML.)	BOTTLE	56.57	56.57	56.57	30.00	30.00	30.00
PHENERGAN SYRUP 120 ML.	BOTTLE	36.74	35.00	35.69	36.74	36.75	35.35
CALPOL SYRUP 60 ML.	BOTTLE	30.72	30.60	49.28	30.27	30.72	29.58
HYDRYLIN SYRUP 120 ML.	BOTTLE	69.00	69.00	69.00	69.00	69.00	69.00
POLYFAX EYE OINTMENT	TUBE	22.50	23.00	22.50	22.50	22.50	22.50
BETNESOL EYE DROPS	BOTTLE	34.89	33.89	34.89	34.60	34.60	33.87
EAR DROPS (CARDISPORINE) ***	BOTTLE	21.00	25.00	21.00	22.04	21.42	23.39
BETNOVATE-N OINTMENT 5 GMS	TUBE	16.67	17.00	16.00	16.68	16.00	19.10
BURNOL CREAM 30 GRM	TUBE	55.42	55.42	55.42	55.42	55.42	55.42
VICKS VAPORUB/BALM	BOTTLE	36.00	36.00	36.00	36.00	36.00	36.00
GLYCRINE SMALL BOTTLE	BOTTLE	25.00	20.00	30.00	25.00	30.00	20.00
JOUHAR JOSHANDA	PKT.	10.00	10.00	10.00	10.00	10.00	10.00
GALXOS-D (450 GRMS)	PKT.	157.50	157.50	160.00	157.50	157.50	157.50
GRIPE-WATER WOODWARDS	BOTTLE	60.00	60.00	60.00	60.00	65.00	60.00
SANIPLAST ONE PUTTY	EACH	1.56	2.00	2.00	2.00	2.04	1.50
O.R.S. (NIMCOL)	PKT.	18.00	19.00	17.00	18.00	18.00	18.00
DETTOL (MEDIUM)	BOTTLE	150.00	150.00	100.00	150.00	150.00	150.00
COTTON BANDAGE 2" - 4"	EACH	10.00	7.00	10.00	7.00	10.00	8.00
THERMOMETER CHINA	EACH	70.00	67.50	50.00	55.00	60.00	80.00
DOCTOR (MBBS) CLINIC FEE	P/PAT.	200.00	175.00	300.00	200.00	500.00	300.00
URINE TEST (DR) CHARGES	P/TEST	100.00	100.00	100.00	100.00	50.00	100.00
BLOOD TEST (CP) CHARGES	P/TEST	350.00	350.00	250.00	400.00	450.00	350.00
SUGAR TEST (RANDOM/FASTING BOTH) CHARGES	P/TEST	60.00	100.00	200.00	130.00	100.00	150.00
ECG CHARGES	P/TEST	200.00	225.00	225.00	250.00	200.00	200.00
X-RAY (CHEST) CHARGES	P/X-RAY	375.00	500.00	350.00	400.00	300.00	300.00
CAR SUZUKI 800 CC (W/O. A/C)	EACH	817750.00	817750.00	817750.00	832500.00	884000.00	817750.00
CAR SUZUKI 1000 CC	EACH	1546000.00	1425000.00	1425000.00	1425000.00	1400000.00	1402900.00
CAR TOYOTA 1300 CC	EACH	0.00	2076000.00	1979000.00	2094000.00	0.00	1979000.00
CAR HONDA CIVIC	EACH	0.00	2891500.00	0.00	0.00	2861500.00	2861500.00
MOTORCYCLE HONDA CD-70.	EACH	69500.00	70500.00	70000.00	70500.00	69500.00	69900.00
MOTORCYCLE YAMAHA 100CC.	EACH	79500.00	79500.00	79500.00	80500.00	84500.00	85000.00
MOTOR CYCLE HERO 70 CC	EACH	48000.00	43500.00	0.00	47500.00	50000.00	50000.00
BICYCLE WITH TYRES & TUBES	EACH	9000.00	9000.00	9000.00	7900.00	9700.00	8000.00
TYRE CAR WITH TUBE GENERAL	EACH	3700.00	3200.00	3200.00	4000.00	4250.00	3200.00
TYRE MOTOR CYCLE WITHOUT TUBE	EACH	1225.00	1075.00	1350.00	1425.00	1300.00	1200.00
TYRE CYCLE SPECIFY BRAND NAME	EACH	575.00	325.00	450.00	360.00	375.00	380.00
TYRE CAR W/O TUBE	EACH	3250.00	3350.00	2800.00	4000.00	4000.00	2500.00
PETROL SUPER	LITRE	92.89	92.89	92.89	92.89	92.89	92.89
HIGH SPEED DIESEL HSD	LITRE	111.43	111.43	111.43	111.43	111.43	111.43
CNG	K.G.	83.95	78.99	80.99	76.95	84.95	76.95
GAS CYLINDER STAND. SIZE	EACH	1350.00	1300.00	1550.00	1430.00	1550.00	1430.00
MOTOR CYCLE SERVICE CHARGES	EACH	200.00	350.00	300.00	385.00	250.00	250.00
CAR SERVICE CHARGES	EACH	300.00	375.00	400.00	375.00	300.00	350.00
TYRE PUNCTURE CHARGES	EACH	60.00	90.00	100.00	70.00	90.00	100.00
CYCLE OVERHAULING CHARGES	EACH	450.00	350.00	350.00	200.00	300.00	150.00
CAR TAX FOR 800CC TO 1300CC	YEARLY	2650.00	2650.00	2650.00	2650.00	2650.00	2650.00
TRAIN FARE ECO. 1-100 KM.	P/KM.	2.05	2.05	2.05	2.05	0.00	2.05
TRAIN FARE ECO. 101-500 KM.	P/KM.	1.36	1.36	1.36	1.36	0.00	1.36
TRAIN FARE ECO. > 500 KM.	P/KM.	0.98	0.98	0.98	0.98	0.00	0.98
TRAIN FARE IST SLP. 1-100KM	P/KM.	3.00	3.00	3.00	3.00	0.00	3.00
TRAIN FARE IST SLP.101-500 KM	P/KM.	2.45	2.45	2.45	2.45	0.00	2.45
TRAIN FARE IST SLP. > 500 KM	P/KM.	1.57	1.57	1.57	1.57	0.00	1.57
TRAIN FARE A/C SLP. 1-100KM.	P/KM	6.20	6.20	6.20	6.20	0.00	6.20

Contd.

7.11 Intercity Consumer Prices March, 2019

Description	Unit	Vehari	Sargodha	Mianwali	Bahawal- pur	Bahawal- nagar	R.Y. Khan
TRAIN FARE A/C SLP.101-500KM	P/KM.	5.54	5.54	5.54	5.54	0.00	5.54
TRAIN FARE A/C SLP > 500KM.	P/KM	4.10	4.10	4.10	4.10	0.00	4.10
PLATEFORM TICKET	EACH	10.00	10.00	10.00	10.00	0.00	10.00
AUTO RICKSHAW FARES	KM/MIN	45.00	65.00	60.00	90.00	50.00	70.00
FULL TONGA CHARGES	KM/MIN	0.00	0.00	75.00	70.00	0.00	0.00
TAXI 4 SEATER FARE	KM/MIN	50.00	50.00	50.00	60.00	100.00	150.00
BUS FARE MIN (WITHIN CITY)	TICKET	0.00	9.00	0.00	0.00	0.00	0.00
BUS FARE MAX (WITHIN CIT	TICKET	0.00	21.00	0.00	0.00	0.00	21.00
BUS FARE OUTSIDE CITY	P/KM.	1.50	1.90	1.70	0.93	1.90	1.25
A/C BUS FARE OUTSIDE CITY	P/KM.	2.50	2.77	2.10	2.08	2.85	1.60
MINIBUS FARE MIN.WITH IN CITY	TICKET	0.00	0.00	0.00	0.00	0.00	0.00
MINIBUS FARE MAX.WITH IN CITY	TICKET	0.00	0.00	0.00	0.00	0.00	0.00
SUZUKI FARE MIN.WITH IN CITY	TICKET	0.00	20.00	20.00	11.00	10.00	0.00
SUZUKI FARE MAXIMUM W.IN CITY	TICKET	0.00	20.00	25.00	20.00	30.00	0.00
AIR FARE ECONOMY CLASS.	P/KM.	0.00	16.41	0.00	16.41	0.00	0.00
POSTAL ENVELOPE DOMESTIC	EACH	8.00	8.00	8.00	8.00	8.00	8.00
ENVELOPE FOR SAUDI ARABIA	EACH	60.00	50.00	50.00	50.00	50.00	50.00
POSTAL REGISTRATION CHARGES	EACH	38.00	38.00	38.00	38.00	38.00	38.00
U.M.S. REG CHARGES MIN.	EACH	59.00	59.00	59.00	59.00	59.00	60.00
T.C.S. CH. MIN.WITH IN ZONE	EACH	200.00	200.00	200.00	200.00	200.00	200.00
TELEPHONE CHARGES LOCAL CALL	P/CALL	4.65	4.65	4.65	4.65	4.65	4.65
TEL CHARGES OUT SIDE CITY	P/CALL	4.65	4.65	4.65	4.65	4.65	4.65
INTERNET CHARGES	P/HOUR	50.00	45.00	45.00	55.00	27.50	30.00
MOBILE CELL CHARGES	P/UNIT	3.00	3.00	3.00	4.50	3.06	3.06
FAX CHARGES (LOCAL)	P/PAGE	22.50	20.00	15.00	20.00	20.00	10.00
TELEPHONE SET AV. QLTY	EACH	1500.00	900.00	1000.00	1150.00	800.00	650.00
MOBILE SET NOKIA/SONY/ERICSON/SAMSUNG WITHOUT CAMERA	EACH	3850.00	2875.00	3200.00	5200.00	3650.00	3650.00
T.V. 20" COLORED WEGA H-A21.	EACH	19000.00	22000.00	23250.00	23800.00	18000.00	17500.00
T.V 20" COLOR CHINA/KORIA)	EACH	6650.00	6550.00	14250.00	15300.00	13000.00	12000.00
V.C.P. PANASONIC/LG/NAT	EACH	0.00	0.00	6500.00	5500.00	5000.00	0.00
DVD/VCD PLAYER PANASONIC/LG	EACH	4100.00	6450.00	4500.00	4950.00	5000.00	5500.00
RADIO WITH C.PLAYER NATIONAL	EACH	1500.00	6250.00	3000.00	2100.00	1800.00	1800.00
PERSONNEL COMPUTER (BRANDED)	EACH	45000.00	40000.00	43250.00	64000.00	67500.00	63000.00
VID. CASSETTE BLK. TDK/SONY	EACH	280.00	165.00	150.00	200.00	180.00	100.00
COM. C.D. (TDK/IMATION)	EACH	77.50	55.00	45.00	45.00	50.00	35.00
TAPE RECORDER CASSETTE BLANK	EACH	75.00	50.00	50.00	55.00	50.00	40.00
VIDEO GAME SEGA 16 BYTE	EACH	1200.00	0.00	1500.00	1650.00	1150.00	1150.00
CINEMA A/C. HIGH CLASS	TICKET	0.00	110.00	0.00	0.00	0.00	0.00
CINEMA NON-A/C HIGH CLASS	TICKET	0.00	0.00	0.00	80.00	0.00	30.00
CABLE CHARGES	P/MONTH	300.00	300.00	250.00	300.00	300.00	300.00
TV.LICENCE FEE DOMESTIC	YEARLY	420.00	420.00	420.00	420.00	420.00	420.00
ENGLISH BOOK CLASS V1	EACH	81.00	76.00	76.00	76.00	76.00	76.00
ENGLISH BOOK CLASS IX OR X	EACH	128.00	126.00	126.00	126.00	126.00	126.00
ENG. BOOK IST.YR COMPLETE SET	EACH	82.00	82.00	82.00	82.00	82.00	82.00
ENGLISH BOOK BA/B.SC	EACH	260.00	260.00	260.00	260.00	260.00	260.00
URDU BOOK CLASS V (T.B.BORD)	EACH	57.00	62.00	62.00	57.00	62.00	62.00
URDU BOOK CLASS IX/X(T.B.B)	EACH	137.00	137.00	137.00	137.00	137.00	137.00
URDU BOOK IST.YEAR/INTER	EACH	51.00	51.00	51.00	51.00	51.00	51.00
URDU BOOK BA/B.SC	EACH	250.00	190.00	140.00	140.00	225.00	200.00
MATHS BOOK CALSS V (T.B.B)	EACH	76.00	83.00	76.00	76.00	83.00	83.00
MATHS BOOK CLASS IX OR X	EACH	268.00	228.00	244.00	233.00	228.00	248.00
MATHS BOOK IST.YEAR (T.B.B)	EACH	150.00	150.00	153.00	144.00	151.00	150.00
PAKISTAN STUDIES BOOK BA/B.SC	EACH	194.00	220.00	200.00	180.00	200.00	180.00
DAILY "DAWN"	P/COPY	22.00	22.00	22.00	22.00	22.00	22.00
DAILY "JANG"	P/COPY	20.00	20.00	20.00	20.00	20.00	20.00
DAILY "NAWA-E-WAQT"	P/COPY	20.00	20.00	20.00	20.00	20.00	20.00
WEEKLY "AKHBAR-E-JAHAN"	P/COPY	60.00	60.00	60.00	60.00	60.00	60.00
WEEKLY "MAG"	P/COPY	50.00	50.00	50.00	50.00	50.00	50.00
MONTHLY "NAUNEHAL DIGEST"	P/COPY	35.00	35.00	35.00	35.00	35.00	35.00
PAPER FOOLSCAPE (27"x17")	QUIRE	50.00	65.00	50.00	27.50	50.00	50.00

Contd.

7.11 Intercity Consumer Prices March, 2019

Description	Unit	Vehari	Sargodha	Mianwali	Bahawal- pur	Bahawal- nagar	R.Y. Khan
EXERCISE.BOOK LINED 80/100 PGS	EACH	50.00	80.00	50.00	70.00	75.00	70.00
PENCILGOLDFISH/DEER	EACH	7.00	10.00	7.00	7.00	7.00	7.00
PEN INK DOLLOR 57 ML BOTTLE	EACH	25.00	30.00	20.00	20.00	30.00	23.75
PHOTOSTATE PAPER 70 GM	PRT	470.00	500.00	430.00	415.00	440.00	380.00
BALL PEN (local)	EACH	10.00	9.00	8.00	5.00	8.00	10.00
FOUNTAIN PEN HERO/WINGS/CHINA	EACH	60.00	65.00	50.00	50.00	70.00	50.00
PRIVATE SCHOOL FEE ENGLISH MEDIUM AVERAGE STANDARD (CLASS I)	P/MONTH	1793.75	1500.00	1597.50	3817.50	2142.50	1600.00
PRIVATE SCHOOL FEE ENGLISH MEDIUM AVERAGE STANDARD (CLASS V)	P/MONTH	1793.75	1700.00	2200.00	3842.50	2187.50	2100.00
PRIVATE SCHOOL FEE ENGLISH MEDIUM AVERAGE STANDARD (CLASS VI)	P/MONTH	1895.00	1700.00	2700.00	3867.50	2187.50	2400.00
PRIVATE SCHOOL FEE ENGLISH MEDIUM AVERAGE STANDARD (CLASS X)	P/MONTH	2171.25	2450.00	3250.00	4087.50	2455.00	2600.00
PRIVATE MEDICLE COLLEGE FEE MBBS (IST YEAR)	P/MONTH	0.00	0.00	0.00	0.00	0.00	0.00
PRIVATE ENGINEERING COLLEGE FEE (ISTR YEAR)	P/MONTH	0.00	0.00	14800.00	0.00	0.00	0.00
GOVT. COLLEGE FEE IST. YEAR	MONTH	50.00	50.00	60.00	50.00	50.00	50.00
GOVT. COLLEGE FEE 4TH. YEAR	MONTH	60.00	60.00	70.00	60.00	60.00	60.00
GOVT. UNIVERSITY FEE MSC.	MONTH	2241.50	1732.00	2017.00	1166.67	1000.00	1000.00
GOVT. MED. COLLEGE FEE MBBS	MONTH	0.00	1575.00	0.00	1250.00	0.00	1250.00
GOVT. ENGG. COLL. FEE I YEAR	MONTH	0.00	4812.00	0.00	2166.67	0.00	1830.00
COACHING FEE FOR CLASS IX/X	P/MONTH	2000.00	550.00	2600.00	1500.00	1100.00	700.00
COACHING CHARGES FOR CLASS IST YEAR/INTER (SCIENCE)	P/MONTH	2400.00	1100.00	4000.00	1750.00	1500.00	1200.00
COACHING CHARGES FOR CLASS IST YEAR/INTER (COMMERCE)	P/MONTH	2500.00	800.00	1000.00	1500.00	1500.00	1000.00
I.T. TUITION FEES	P/MONTH	3450.00	4134.00	0.00	2417.00	0.00	2000.00
MBA TUITION FEES	P/MONTH	3450.00	2213.00	0.00	3500.00	0.00	6670.00
BREAD TANDOORI ST. SIZE	EACH	5.50	6.50	7.00	5.00	7.00	6.00
COOKED MUTTON (AV. HOTEL)	PLATE	150.00	370.00	140.00	190.00	200.00	200.00
COOKED BEEF (AV. HOTEL)	PLATE	115.00	140.00	120.00	125.00	127.50	100.00
COOKED DAL (AV. HOTEL)	PLATE	50.00	55.00	70.00	60.00	50.00	55.00
CHICKEN BIRYANI FULL/DOUBLE	PLATE	200.00	150.00	170.00	125.00	300.00	120.00
TEA PREPARED (ORDINARY)	CUP	22.50	25.00	25.00	22.50	20.00	25.00
HAIRCUT CHARGES FOR MEN	P/CUT	100.00	100.00	60.00	95.00	100.00	80.00
BEAUTY PORL HAIR STYL CHARGE	P/STY.	250.00	325.00	250.00	390.00	450.00	300.00
SHAVING CHARGES	PER SHV	60.00	55.00	50.00	50.00	45.00	40.00
LIPSTICK S.MISS/MEDORA	EACH	130.00	140.00	130.00	130.00	140.00	130.00
NAIL POLISH S.MISS/MEDORA	EACH	80.00	135.00	95.00	125.00	90.00	60.00
PERFUME MED.SIZE MEDORA/BROACH	EACH	230.00	240.00	130.00	230.00	310.00	220.00
HAIR-OIL AMLA/CHAMBELI	BOTTLE	130.00	130.00	120.00	120.00	130.00	130.00
TOILET SOAP LUX 95 GRAMS	EACH	40.00	40.00	48.00	45.77	42.00	54.29
TOILET SOAP LIFEBOUY 140 GRM	EACH	42.00	50.00	50.00	50.00	50.00	47.95
TOILET SOAP SAFEGUARD BATH SIZE	EACH	53.00	50.00	65.00	55.00	60.00	70.00
TOOTHPASTE MACKLINES 70 GRM	EACH	50.00	50.00	50.00	50.00	50.00	50.00
TOOTHPAST MED SIZE CLGATE 70 GMS	EACH	80.00	80.00	80.00	74.67	100.00	80.00
TOOTHBRUSH SHEILD A/PLAUQUE	EACH	45.00	50.00	50.00	30.00	50.00	30.00
TOOTHPOWDER DENTONIC 90 GRM	EACH	45.00	35.00	32.00	45.00	45.00	35.00
HAIR-COLOUR BEGIN (6 GMS)	EACH	130.00	130.00	130.00	130.00	120.00	120.00
HAIR COLOUR (KALAKOLA)	BOTTLE	130.00	130.00	130.00	130.00	140.00	130.00
FACECREAM PONDS (MEDIUM)	EACH	120.00	250.00	130.00	130.00	130.00	120.00
TALC POWDER VICE ROAY,B.CAT	EACH	165.00	165.00	180.00	165.00	180.00	170.00
BLADE TREET ORDINARY 10'S	PKT.	35.00	40.00	50.00	35.00	45.00	30.00
BLADE 7-O-CLOCK STAIN. 5'S	PKT.	30.00	35.00	40.00	35.00	35.00	30.00
SHAMPOO SUNSILK/PAINTIN 100 ML	BOTTLE	99.00	123.75	110.00	110.00	125.00	110.00
BEAUTY CREAM (FAIR & LOVELY)	EACH	230.00	230.00	230.00	230.00	230.00	230.00
HAIR REMOVING CREAM (EU-CREAM)	TUBE	70.00	70.00	70.00	70.00	70.00	70.00
GEL MEDIUM SIZE	BOTTLE	60.00	120.00	200.00	100.00	135.00	170.00
DISPOSABLE RAZOR GILLET-II	EACH	45.00	45.00	50.00	45.00	50.00	50.00
SHAVING CREAM TOUCH-ME/ADM.	EACH	80.00	80.00	80.00	75.00	80.00	70.00
GOLD TEZABI 24 CT	10 GM.	57785.00	58041.00	58500.00	57956.00	58299.00	58300.00
SILVER TEZABI 24 CT	10 GM.	754.00	772.00	805.00	728.70	754.00	771.00
ARTIFICIAL JEWELLARY SET	SET	950.00	800.00	1000.00	725.00	1250.00	500.00
WRIST WATCH GENTS CITIZEN (ORIGINAL) ***	EACH	4500.00	7000.00	4100.00	8700.00	4362.50	3200.00
WRIST WATCH LADIES CITIZEN (ORIGINAL) ***	EACH	4500.00	7000.00	4100.00	8300.00	4437.50	3200.00
WALL CLOCK QUARTZ AV.QLTY	EACH	750.00	825.00	600.00	1100.00	1350.00	800.00
SUITCASE REXIN (24"x16"x6")	EACH	1225.00	2450.00	1700.00	1700.00	2200.00	1500.00
TRUNK MEDIUM SIZE ***	EACH	1300.00	2500.00	2000.00	2100.00	1775.00	1500.00
PURSE LADIES (LEATHER) AVERAGE QUALITY	EACH	690.00	1450.00	700.00	1150.00	1550.00	1200.00

7.11 Intercity Consumer Prices March, 2019

Description	Unit	Karachi	Hyder- abad	Nawab- shah	Mirpur-khas	Mithi	Sukkar	Larkana	Dadu
WHEAT	10 KG.	390.00	355.00	347.50	350.00	350.00	325.00	345.00	360.00
WHEAT FLOUR FINE/SUPERIOR.	KG.	49.23	48.00	53.50	47.00	45.00	39.00	45.00	45.00
WHEAT FLOUR AVG. QLTY	KG.	42.62	42.00	41.50	40.00	40.00	38.00	40.00	40.00
WHEAT FLOUR BAG	10 KG.	451.25	420.00	397.50	400.00	410.00	390.00	390.00	450.00
MAIDA	KG.	55.19	50.00	52.50	50.00	55.00	50.00	49.00	50.00
SUJI	KG.	55.75	50.00	47.50	50.00	55.00	50.00	48.00	50.00
BESAN AV. QLTY.	KG.	135.77	123.75	122.50	130.00	130.00	130.00	139.00	120.00
RICE BASMATI SUP. QLTY.	KG.	179.71	165.00	126.25	155.00	160.00	155.00	135.00	140.00
RICE BASMATI 385/386	KG.	91.54	82.50	85.00	80.00	82.00	70.00	87.50	90.00
RICE BASMATI BROKEN AV.QLTY	KG.	86.35	85.00	92.50	70.00	75.00	65.00	80.00	60.00
RICE IRRI-6 (SINDH/PUNJAB)	KG.	59.23	51.00	60.00	50.00	45.00	55.00	40.75	45.00
VERMICELLI	KG.	89.23	85.00	82.50	90.00	100.00	80.00	70.00	100.00
BREAD PLAIN MEDIUM SIZE	EACH	45.19	44.00	53.75	45.00	45.00	50.00	45.00	50.00
RUSK (PAPAY)	KG.	195.38	185.00	250.00	150.00	150.00	245.00	250.00	320.00
BISCUITS-PACKED	PKT	40.00	40.00	35.00	40.00	40.00	40.00	37.50	40.00
BISCUIT-BAKERY (LOOSE)	250 GM	92.88	85.00	91.25	60.00	55.00	75.00	135.00	60.00
CORNFLAKS FAUJI 225 GM.	PKT	235.00	211.50	230.00	180.00	180.00	180.00	220.00	198.00
SAMOSA (VEGATABLE)	EACH	13.15	12.00	9.75	12.00	10.00	11.00	15.00	15.00
PASTRY AV.QLTY.	EACH	31.54	27.19	21.25	15.00	15.00	20.00	42.50	20.00
PATTIES (VEGATABLES)	EACH	17.69	10.50	10.00	15.00	12.00	20.00	30.00	20.00
NIMCO	250 GM	89.04	91.25	88.75	70.00	70.00	75.00	85.00	70.00
CHIPS	250 GM	98.94	80.00	98.75	70.00	70.00	80.00	100.00	70.00
BEEF WITH BONE AV.QLTY.	KG	465.19	390.00	352.50	350.00	0.00	400.00	390.00	350.00
MUTTON AV.QLTY.	KG	889.42	800.00	795.00	800.00	700.00	750.00	835.00	800.00
CHICKEN FARM BROILER (LIVE)	KG	197.88	185.00	182.50	186.00	206.00	160.00	190.00	200.00
FISH-RAHU MEDIUM SIZE	KG	391.15	254.38	342.50	350.00	325.00	280.00	280.00	340.00
MILK FRESH (UNBOILED)	LTR.	94.19	94.00	90.00	90.00	84.00	80.00	90.00	90.00
CURD	KG.	141.54	135.00	112.50	120.00	120.00	100.00	97.50	100.00
MILK TETRA PACK 1/2 LTR.	PKT.	67.50	70.00	58.75	60.00	60.00	70.00	67.50	70.00
LACTOGEN 400 GRAMS	PKT.	490.00	490.00	500.00	480.00	440.00	510.00	500.00	500.00
POWDER MILK NIDO 400GM.	PKT	400.00	430.76	423.75	380.00	380.00	390.00	425.00	400.00
MILK POWDER LOOSE/PACKED	KG.	523.27	562.50	560.00	520.00	520.00	480.00	805.00	370.00
BUTTER LOCAL PACKED	50 GM.	30.38	28.00	39.00	35.00	35.00	30.00	28.00	30.00
EGGS FARM	DOZ	102.88	97.50	127.50	85.00	100.00	115.00	105.00	110.00
MUSTARD OIL AV.QLTY.	KG.	184.81	160.00	162.50	150.00	150.00	150.00	195.00	160.00
COOKING OIL (DALDA)	2.5LTR	510.00	510.00	440.00	540.00	510.00	480.00	500.00	510.00
COOKING OIL (PAKWAN) OTHER BRAND SPECIFY	2.5 LTR	476.00	528.00	368.75	400.00	410.00	510.00	440.00	480.00
VEGETABLE GHEE TIN	2.5KG.	490.00	490.00	475.00	495.00	495.00	490.00	490.00	510.00
VEGETABLE GHEE (LOOSE)	KG.	160.19	195.00	180.00	160.00	160.00	145.00	130.00	131.75
DATES AV.QLTY.	KG.	279.23	170.00	152.50	130.00	105.00	225.00	240.00	220.00
PISTACHIO AV.QLTY.	50 GM.	147.69	170.00	102.50	100.00	115.00	180.00	120.00	160.00
ALMONDS WHOLE AV.QLTY.	KG.	959.62	800.00	825.00	1000.00	1000.00	1200.00	1250.00	1200.00
COCONUT DRY AV.QLTY.	KG.	463.46	437.50	242.50	380.00	430.00	400.00	360.00	400.00
RAISINS AV.QLTY.	50 GM.	33.56	25.00	23.75	30.00	25.00	25.00	30.00	20.00
GROUNDNUTS (WITH SHELL)	KG.	320.77	180.00	197.50	180.00	180.00	250.00	220.00	180.00
MALTA/MOSAMBI	DOZ	151.92	150.00	205.00	0.00	0.00	120.00	175.00	200.00
KINNU	DOZ	166.35	150.00	102.50	160.00	165.00	100.00	155.00	200.00
APPLE	KG	145.19	105.00	117.50	110.00	110.00	150.00	117.50	160.00
ALOO BUKHARA	KG	0.00	0.00	0.00	0.00	0.00	0.00	0.00	0.00
POMEGRANATE (ANNAR)	KG	0.00	0.00	0.00	0.00	0.00	0.00	0.00	0.00
GRAPES	KG	0.00	0.00	0.00	0.00	0.00	0.00	0.00	0.00
BANANAS	DOZ	76.54	62.50	47.50	65.00	65.00	55.00	70.00	60.00
MANGO KALMI	KG	0.00	0.00	0.00	0.00	0.00	0.00	0.00	0.00
GUAVA	KG	86.92	65.00	77.50	85.00	95.00	60.00	52.50	70.00
WATERMELON (TURBOOZ)	KG	0.00	0.00	0.00	0.00	0.00	0.00	0.00	0.00
MUSKMELON (KHARBOOZA)	KG	0.00	0.00	0.00	0.00	0.00	0.00	0.00	0.00
SWEETMELON (GARMA)	KG	0.00	0.00	0.00	0.00	0.00	0.00	0.00	0.00
PULSE MASOOR (WHOLE)	KG.	95.58	92.50	138.75	80.00	85.00	90.00	95.00	100.00
PULSE MASOOR (WASHED)	KG.	105.19	103.75	125.00	95.00	95.00	110.00	105.00	120.00
PULSE MOONG (WASHED)	KG.	149.62	140.00	135.00	160.00	160.00	135.00	135.00	160.00
PULSE MASH (WASHED)	KG.	147.12	141.67	152.50	140.00	135.00	140.00	145.00	140.00
PULSE GRAM	KG.	133.65	121.88	127.50	120.00	130.00	125.00	135.00	120.00
GRAM WHOLE BLACK AV QLTY.	KG.	121.73	112.50	72.50	110.00	115.00	120.00	135.00	110.00

Contd.

7.11 Intercity Consumer Prices March, 2019

Description	Unit	Karachi	Hyder- abad	Nawab- shah	Mirpur-khas	Mithi	Sukkar	Larkana	Dadu
GRAM WHOLE YELLOW AV.QLTY	KG.	168.27	145.00	122.50	180.00	180.00	160.00	170.00	160.00
BEANS (LAL LOBIA)	KG.	170.96	157.50	118.75	100.00	90.00	130.00	167.50	160.00
POTATOES	KG	23.46	18.13	35.00	15.00	15.00	17.50	20.00	10.00
ONION	KG	34.42	35.00	42.50	32.50	32.50	22.50	29.00	30.00
TURNIP	KG	60.38	40.00	55.00	45.00	55.00	20.00	24.00	20.00
RADISH	KG	35.00	33.13	35.00	32.50	37.50	20.00	35.00	30.00
TOMATOES	KG	108.46	108.75	102.50	75.00	85.00	90.00	110.00	90.00
CABBAGE	KG	56.54	60.00	55.00	32.50	32.50	25.00	37.50	20.00
CAULIFLOWER	KG	66.35	65.00	47.50	57.50	55.00	30.00	30.00	30.00
BRINJAL	KG	47.31	52.50	37.50	42.50	47.50	50.00	55.00	30.00
PUMPKIN	KG	0.00	0.00	0.00	0.00	0.00	0.00	0.00	0.00
BOTTLEGOURD	KG	0.00	0.00	0.00	0.00	0.00	0.00	0.00	0.00
LADY FINGER	KG	0.00	0.00	0.00	0.00	0.00	0.00	0.00	0.00
PEAS	KG	71.73	65.00	85.00	75.00	77.50	50.00	50.00	60.00
SPINACH	KG	34.81	30.00	37.50	35.00	35.00	20.00	32.50	30.00
TINDA	KG	0.00	0.00	0.00	0.00	0.00	0.00	0.00	0.00
TURAI	KG	0.00	0.00	0.00	0.00	0.00	0.00	0.00	0.00
KARAILA	KG	0.00	0.00	0.00	0.00	0.00	0.00	0.00	0.00
ARVI	KG	0.00	0.00	0.00	0.00	0.00	0.00	0.00	0.00
CHILLIES GREEN	KG	195.00	230.00	200.00	245.00	255.00	80.00	170.00	220.00
CARROT	KG	42.12	36.25	35.00	27.50	27.50	30.00	35.00	20.00
COCUMBER (KHEERA)	KG	61.15	51.25	45.00	45.00	55.00	50.00	50.00	40.00
LEMON	250GM	46.73	40.00	37.50	32.50	37.50	30.00	32.50	30.00
SUGAR REFINED	KG.	61.48	59.00	53.75	60.00	60.00	57.00	60.00	60.00
GUR AV.QLTY	KG.	99.04	95.00	76.25	87.50	77.50	80.00	79.00	80.00
HONEY LANGANESE 500 GM.	BOTTLE	1050.00	1075.00	830.00	740.00	850.00	750.00	1090.00	1000.00
MILO 200 GM.	BOTTLE	260.00	305.00	215.00	340.00	310.00	206.00	305.88	200.00
CUSTARD POWDER RAFHAN 300 GM.	PKT	85.00	80.00	80.00	85.00	85.00	85.00	80.00	80.00
TOFFEE (HILAL)	EACH	1.00	1.00	1.00	1.00	1.00	1.00	2.00	1.00
CHOWKELATE CANDY (SMALL SIZE)	EACH	5.00	5.00	10.00	5.00	5.00	5.00	5.00	5.00
SWEETMEAT (MIXED)	KG	532.69	456.25	392.50	450.00	410.00	450.00	500.00	400.00
ICE CREAM WALLS	CUP.	40.00	40.00	41.25	45.00	45.00	40.00	50.00	40.00
ICE	KG	11.90	10.00	20.00	10.00	10.00	10.00	17.50	10.00
JAM AHMED/MITCHELLES	BOTTLE	145.00	160.00	137.50	145.00	145.00	150.00	150.00	140.00
SQUASH-MITCHELLES	BOTTLE	185.00	175.00	165.00	175.00	175.00	175.00	185.00	150.00
ROOH AFZA	BOTTLE	200.00	190.00	180.00	190.00	190.00	190.00	190.00	190.00
JAM-E-SHIREEN	BOTTLE	200.00	200.00	190.00	190.00	190.00	200.00	200.00	200.00
SAUNF	50 GM	23.56	20.00	25.00	10.00	15.00	20.00	29.00	20.00
CINAMON LOOSE AV. QLTY	50 GM.	32.21	45.00	41.25	30.00	30.00	30.00	27.50	20.00
CUMINSEED WHITE NATIONAL	50 GM.	75.00	70.00	70.00	70.00	70.00	70.00	75.00	80.00
PEPPER BLACK NATIONAL	50 GM.	110.00	110.00	110.00	110.00	110.00	110.00	110.00	110.00
CLOVES LOOSE AV.QLTY	50 GM.	96.15	85.00	87.50	80.00	80.00	80.00	100.00	90.00
CARDAMOM LARGE LOOSE AV.QLTY	50 GM.	128.08	100.00	160.00	80.00	117.50	170.00	120.00	100.00
CARDAMOM SMALL AV.QLTY	50 GM.	197.50	165.00	117.50	160.00	160.00	140.00	190.00	150.00
SALT-POWDERED (LAHORI) LOOSE	KG.	12.00	15.00	13.50	15.00	15.00	10.00	10.00	12.00
SALT POWDERED (NATIONAL/SHAN)	PKT	32.50	30.00	28.00	30.00	30.00	30.00	30.00	30.00
CHILLIES POWD.NATIONAL 200GM	PKT	150.00	150.00	120.00	120.00	120.00	120.00	180.00	150.00
CHILLIES POWDER LOOS	KG.	380.77	400.00	242.50	240.00	250.00	390.00	275.00	280.00
CORRIANDER SEED POWD.NATIONAL	PKT	130.00	130.00	104.00	120.00	104.00	104.00	105.00	104.00
CORRIANDER SEED (LOOSE)	KG.	300.77	227.50	257.50	180.00	185.00	200.00	240.00	220.00
TURMERIC POWD.NATIONAL 50GM	PKT.	40.00	40.00	35.00	40.00	40.00	35.00	40.00	40.00
CURRY POWD. NATIONAL 200 GM	PKT.	86.00	87.00	86.00	86.00	86.00	87.00	87.00	86.00
TOMATO KETCHUP AHMED/MITCHL	BOTTLE	90.00	110.00	95.00	85.00	85.00	90.00	120.00	100.00
PICKLES AHMED/MITCHELLES	BOTTLE	120.00	140.00	130.00	140.00	140.00	115.00	120.00	150.00
VINEGAR SYNTHETIC (SIRKA)	BOTTLE	75.00	80.00	100.00	65.00	65.00	80.00	90.00	85.00
GARLIC	KG	213.08	175.00	142.50	155.00	165.00	140.00	160.00	160.00
GINGER	KG	208.08	185.00	155.00	155.00	155.00	160.00	192.50	180.00
TAPAL DANEDAR TEA 200GM PACKET	PKT	200.00	200.00	185.00	205.00	205.00	194.73	190.00	200.00
TEA LIPTON YELLOW LABEL 200GM.	PKT.	221.05	221.05	210.00	205.00	205.00	221.05	221.05	205.00
TEA LOOSE KENYA AV.QLTY 250GM.	PKT.	173.46	150.00	157.50	200.00	220.00	150.00	140.00	130.00
COFFEE-NESCAFE 75 GM. **	BOTTLE	375.00	400.00	395.00	300.00	350.00	320.00	390.00	360.00
COLD DRINK (STANDARD SIZ)	BOTTLE	25.00	25.00	25.00	25.00	25.00	25.00	25.00	25.00
FRUIT JUICE TETRA PACK	PKT.	20.00	20.00	20.00	15.00	20.00	20.00	20.00	20.00

Contd.

7.11 Intercity Consumer Prices March, 2019

Description	Unit	Karachi	Hyder- abad	Nawab- shah	Mirpur-khas	Mithi	Sukkar	Larkana	Dadu
MINERAL WATER NESTLE 1.5 LTR	BOTTLE	55.00	55.00	50.00	50.00	55.00	50.00	50.00	50.00
CIGARETTES K-2 10'S **	PKT	60.00	60.00	60.00	60.00	50.00	60.00	50.00	60.00
CIGARETTES CAPSTAN 10'S **	PKT	65.00	60.00	70.00	70.00	70.00	60.00	60.00	65.00
CIGARETTES GOLD LEAF 20'S	PKT	150.00	150.00	160.00	150.00	150.00	150.00	150.00	150.00
CIGARETTES MORVEN GOLD 20'S	PKT	65.00	60.00	60.00	70.00	70.00	60.00	58.00	65.00
BETEL LEAVES	50GM.	122.12	110.00	77.50	120.00	140.00	120.00	95.00	100.00
BETEL NUTS	KG.	982.69	1300.00	1500.00	1400.00	1500.00	800.00	2150.00	700.00
LONG CLOTH 57" GUL AHMED/AL-KARAM	METER	180.38	225.00	302.50	190.00	225.00	375.00	200.00	300.00
SHIRTING AV.QLTY.	METER	164.23	140.00	223.75	100.00	140.00	175.00	157.50	140.00
PANT CLOTH W & WEAR AV.QLTY	METER	401.83	387.50	450.00	300.00	387.50	600.00	350.00	300.00
LAWN PRINTED GUL AHMED/AL-KARAM	METER	415.00	280.00	400.00	270.00	275.00	394.00	366.66	300.00
GEORGETTE AV.QLTY	METER	121.54	120.00	226.25	145.00	145.00	150.00	130.00	100.00
LINEN AV.QLTY ***	METER	159.23	140.00	152.50	165.00	175.00	175.00	190.00	110.00
HEAVY WT SUITING LAWERNCPUR AVG QLTY	METER	2838.46	2400.00	1400.00	1400.00	1500.00	1800.00	1100.00	900.00
HEAVY WT SUITING LAWERNCPUR SUP QLTY	METER	3630.77	3000.00	2300.00	1400.00	2500.00	2000.00	1300.00	1300.00
TROPICAL SUITING LAW.PUR	METER	1850.00	1850.00	0.00	900.00	1300.00	1400.00	900.00	750.00
PANT BOY 24"/26" LENGTH.	EACH	715.38	525.00	887.50	400.00	550.00	525.00	460.00	900.00
SHIRT BOY 24"/26" LENGTH	EACH	528.85	400.00	800.00	300.00	400.00	450.00	430.00	825.00
SCHOOL UNI. PANT,SHIRT BOYS	SUIT	1027.31	925.00	937.50	700.00	850.00	760.00	700.00	710.00
SCHOOL UNI. KAMEEZ,SHAL,BOYS	SUIT	800.00	800.00	850.00	600.00	750.00	760.00	700.00	475.00
SCHOOL UNI. KAMEEZ,SHAL,GIRL	SUIT	876.92	800.00	900.00	700.00	750.00	1000.00	700.00	670.00
FROCK W/WEAR GIRLS	EACH	1734.62	1475.00	975.00	600.00	1400.00	1000.00	600.00	1100.00
AWAMI-SUIT W & W(BOY) 24"/26	SUIT	1325.00	1000.00	1037.50	800.00	1000.00	1200.00	1200.00	800.00
AWAMI-SUIT W&W (GENTS)AV.QLTY	SUIT	1888.46	1600.00	1600.00	1200.00	1600.00	1200.00	1100.00	1200.00
PULLOVER GENTS OXFORD/BON.	EACH	4150.00	3500.00	3250.00	2200.00	3100.00	3250.00	3100.00	3500.00
PULLOVER LADIES OXFORD/BON.	EACH	3990.00	3400.00	3000.00	2100.00	3000.00	3500.00	2360.00	3000.00
PULLOVER (GENTS) OTHERS A.QTY	EACH	1096.15	900.00	1575.00	800.00	900.00	900.00	1000.00	1000.00
SECOND-HAND COAT FOR MEN	EACH	531.73	300.00	262.50	275.00	325.00	400.00	425.00	600.00
SECONDHAND SWEETER FOR MEN DUP QLTY	EACH	355.77	155.00	412.50	225.00	212.50	225.00	300.00	300.00
SECONDHAND WINTER JACKET	EACH	550.00	225.00	462.50	225.00	190.00	400.00	415.00	400.00
UNDERWEAR AV.QLTY MEDIUM SIZE	EACH	186.92	140.00	182.50	90.00	120.00	120.00	160.00	60.00
VEST FOR MEN AV.QLTY.	EACH	186.54	155.00	117.50	105.00	120.00	125.00	165.00	120.00
VEST/SHAMEEZ (WOMEN) AVG. QLTY	EACH	147.31	150.00	360.00	85.00	150.00	120.00	155.00	200.00
SOCKS NYLON (PAKISTANI)	PAIR	76.92	80.00	110.00	80.00	80.00	90.00	100.00	60.00
BRASSIER AV.QLTY.	EACH	221.15	180.00	250.00	137.50	180.00	135.00	180.00	120.00
BRASSIER SUP QLTY	EACH	446.92	350.00	400.00	365.00	365.00	300.00	300.00	220.00
DOPATTA GEORGETTE AV.QLTY.	EACH	254.23	220.00	350.00	325.00	310.00	250.00	400.00	250.00
DOPATTA COTTON AV GLTY	EACH	271.92	220.00	310.00	225.00	260.00	225.00	350.00	200.00
CHADDAR (W/WEAR) (2x2.5 MTR)	EACH	650.00	487.50	1200.00	350.00	350.00	290.00	520.00	800.00
LUNGI/DHOTI(COTTON) AVG. QLTY	EACH	343.27	287.50	312.50	325.00	310.00	290.00	480.00	300.00
HANDKERCHIEF AVG. QLTY PAK	EACH	63.08	50.00	62.50	42.50	45.00	50.00	50.00	50.00
HANDKERCHIEF SUP. QLTY PAK	EACH	106.92	80.00	117.50	65.00	80.00	80.00	100.00	130.00
GLOVES AV QLTY	PAIR	65.00	60.00	97.50	75.00	65.00	90.00	90.00	200.00
AZARBAND COTTON AVG. QLTY	EACH	16.94	15.00	26.25	11.00	12.00	20.00	35.00	20.00
SEWING THREAD/REEL(ASLI PARI)	EACH	7.00	7.00	7.00	10.00	10.00	7.00	7.00	8.00
WASHING CHARGES PAINT & SHIRT	SUIT	74.62	115.00	65.00	60.00	120.00	65.00	115.00	70.00
DRY CLEANING SUIT COAT PANT	SUIT	319.23	286.67	300.00	200.00	290.00	300.00	290.00	250.00
WASHING CH. (KAMIZ-SHALWAR)	PAIR	75.00	85.00	97.50	50.00	80.00	55.00	70.00	60.00
TAILORING SHIRT	EACH	476.92	412.50	450.00	300.00	425.00	500.00	425.00	400.00
TAILORING CHARGES PANT (MEN)	EACH	761.54	756.25	795.00	400.00	825.00	700.00	550.00	750.00
TAILORING COAT-PANT SUIT	SUIT	5288.46	3566.67	4000.00	3000.00	4000.00	5000.00	3500.00	3200.00
TAILORING AWAMI-SUIT (MALE)	SUIT	731.73	750.00	600.00	500.00	750.00	600.00	800.00	500.00
TAILORING SUIT FEMALE	SUIT	718.27	456.25	675.00	500.00	500.00	600.00	800.00	400.00
GENTS SHOES PAUL BATA	PAIR	1199.00	1199.00	1199.00	1199.00	1199.00	1199.00	1199.00	1199.00
GENTS SANDAL BATA	PAIR	699.00	699.00	699.00	699.00	699.00	699.00	699.00	699.00
GENTS SPOUNG CHAPPAL BATA	PAIR	199.00	199.00	199.00	199.00	199.00	199.00	199.00	199.00
LADIES SANDAL BATA	PAIR	599.00	599.00	599.00	599.00	599.00	599.00	599.00	599.00
LADIES SPOUNG CHAPPAL BATA	PAIR	199.00	199.00	199.00	199.00	199.00	199.00	199.00	199.00
CHILD SHOE POWER LITE BATA	PAIR	699.00	699.00	699.00	699.00	699.00	699.00	699.00	699.00
GENTS SHOE, ART 1109 SERVICE	PAIR	999.00	999.00	999.00	999.00	999.00	999.00	999.00	999.00
NYLON JOGGER 27 SIZE 2-5 ***	PAIR	1399.00	1399.00	1399.00	1399.00	1399.00	1399.00	1399.00	1399.00
CHINA FOOT WEAR AV. QLTY (MALE) *	PAIR	832.69	550.00	447.50	450.00	550.00	637.50	750.00	1200.00
CHINA FOOT WEAR AV. QLTY (FEMALE) *	PAIR	773.08	400.00	400.00	250.00	400.00	550.00	300.00	600.00

Contd.

7.11 Intercity Consumer Prices March, 2019

Description	Unit	Karachi	Hyder- abad	Nawab- shah	Mirpur-khas	Mithi	Sukkar	Larkana	Dadu
CHINA FOOT WEAR AV. QLTY (CHILDREN) *	PAIR	636.35	400.00	382.50	200.00	400.00	425.00	300.00	650.00
SHOE REPAIR HALF SOLE	PAIR	135.77	100.00	82.50	80.00	80.00	65.00	200.00	120.00
SHOES POLISH CHARGES AVERAGE SHOP	PAIR	25.77	20.00	22.50	15.00	20.00	18.75	30.00	20.00
HOUSE RENT (combined)	MONTH	11522.00	6212.00	4135.00	5099.00	3662.00	6280.00	4876.00	4074.00
rent 2	pm	11522.00	6212.00	4135.00	5099.00	3662.00	6280.00	4876.00	4074.00
RENT3	PM	11522.00	6212.00	4135.00	5099.00	3662.00	6280.00	4876.00	4074.00
RENT4	PM	11522.00	6212.00	4135.00	5099.00	3662.00	6280.00	4876.00	4074.00
RENT5	PM	11522.00	6212.00	4135.00	5099.00	3662.00	6280.00	4876.00	4074.00
RENT6	PM	11522.00	6212.00	4135.00	5099.00	3662.00	6280.00	4876.00	4074.00
SYNTHETIC ENEMAL ROBIALAC BALTI 3.64 LTR.	EACH	2400.00	1990.00	1500.00	2200.00	2200.00	1500.00	2100.00	1700.00
SYNTHETIC ENEMAL ICI BALTI 3.64 LTR.	EACH	2400.00	2950.00	2262.50	2200.00	2200.00	1650.00	2400.00	1500.00
CEMENT (LOCAL) SPECIFY BRAND NAME	BAG	626.54	640.00	622.50	620.00	630.00	620.00	635.00	620.00
BRICKS (NEW) IST CLASS	P/1000	11916.67	6000.00	6000.00	5800.00	6500.00	6500.00	6350.00	4850.00
CEMENT BLOCKS (6"x8"x12")	P/100	3534.62	2550.00	3800.00	0.00	0.00	0.00	0.00	3000.00
BAJREE	100CFT	5211.54	3000.00	2300.00	4500.00	5800.00	4000.00	3450.00	2400.00
SAND (BLACK PIT SAND)	K100CFT	4961.54	1500.00	1600.00	0.00	2000.00	2000.00	1600.00	2100.00
TIMBER SHESHAM LOG IST QUALITY	cubmt.	63500.00	39600.00	41950.00	0.00	0.00	52965.00	44143.00	55500.00
IRON BAR (M.S. BAR) 1/2"	P/TON	95192.31	93000.00	93000.00	91000.00	91500.00	93500.00	95000.00	91000.00
CARPANTER WAGE RATE	P/DAY	1396.15	1200.00	900.00	800.00	1000.00	1000.00	800.00	1000.00
MASON (RAJ) WAGE RATE	P/DAY	1430.77	1200.00	1000.00	800.00	1000.00	1000.00	900.00	1000.00
UNSKILLED LABOUR WAGE RATE	P/DAY	932.69	700.00	512.50	500.00	600.00	450.00	400.00	500.00
PLUMBER WAGE RSTE	P/DAY	1430.77	1200.00	812.50	800.00	1000.00	1000.00	600.00	800.00
ELECTICIAN WAGE RATE PER DAY **	P/DAY	1400.00	1000.00	800.00	0.00	0.00	0.00	600.00	800.00
ELECTICIAN WAGE RATE PER POINT **	P/PNT	211.54	150.00	200.00	100.00	100.00	87.50	135.00	100.00
WATER CHARGES PER HOUSE	P/MONTH	157.00	230.00	40.00	20.00	230.00	130.00	150.00	35.00
ELECT.CHARGES UPTO 50 UNITS	P/UNIT	2.00	2.00	2.00	2.00	2.00	2.00	2.00	2.00
ELECT.CHARGES 01 - 100 UNIT	P/UNIT	6.22	6.22	6.22	6.22	6.22	6.22	6.22	6.22
ELECT.CHARGES 101 - 300 UNIT	P/UNIT	9.59	9.59	9.59	9.54	9.59	9.59	9.59	9.59
ELECT.CHARGES 301 - 1000 UNIT	P/UNIT	18.03	18.03	18.03	18.03	18.03	18.03	18.03	18.03
ELECT.CHARGES ABOVE 1000 UNIT	P/UNIT	21.13	21.13	21.13	21.13	21.13	21.13	21.13	21.13
ELEC	PM	11.39	11.39	11.39	11.39	11.39	11.39	11.39	11.39
GAS CHRg upto 3.3719 MMBTU	MMBTU	145.08	145.08	145.08	145.08	0.00	145.08	145.08	145.08
GAS CHRg 3.3719 - 6.7438 MMBTU	MMBTU	308.88	308.88	308.88	308.88	0.00	308.88	308.88	308.88
GAS CHRg 6.7438 - 10.1157 MMBTU	MMBTU	321.75	321.75	321.75	321.75	0.00	321.75	321.75	321.75
GAS CHRg10.1157 - 13.4876 MMBTU	MMBTU	1310.40	1310.40	1310.40	1310.40	0.00	1310.40	1310.40	1310.40
GAS	PM	1708.20	1708.20	1708.20	1708.20	0.00	1708.20	1708.20	1708.20
GAS	PM	758.86	758.86	758.86	758.86	0.00	758.86	758.86	758.86
KEROSENE OIL	LTR	136.35	124.00	88.50	135.00	140.00	115.00	142.50	130.00
FIREWOOD WHOLE	40 KG.	667.31	600.00	407.50	500.00	450.00	400.00	450.00	450.00
CHAIR SHESHAM WOOD WITH ARMS **	EACH	2200.00	1400.00	2050.00	1000.00	1100.00	2800.00	2600.00	1800.00
CHAIR PLASTIC (CHAIRMAN) AVERAGE QUALITY	EACH	967.31	800.00	800.00	500.00	700.00	1350.00	850.00	1000.00
TABLE SHESHAM WOOD (4X2X5") ***	EACH	8000.00	3616.67	6000.00	2700.00	3600.00	7500.00	8000.00	6500.00
SOFASET WOODEN WITH FOAM SEAT **	SET	20692.31	15125.00	17875.00	15500.00	14500.00	16000.00	23000.00	24000.00
COT IRON (WITH NIWAR)AV.QLTY.	EACH	2634.62	2000.00	2550.00	2000.00	2000.00	2250.00	3600.00	3000.00
ALMIRAH (STEEL) 6'X3' 20 GUAGE	EACH	11634.62	8500.00	10000.00	6750.00	7150.00	16000.00	10000.00	22000.00
DINNING TABLE 6 CHAIRS A.QLTY	SET	15615.38	26000.00	20500.00	11000.00	26000.00	30000.00	18500.00	26000.00
SINGLE BED WITHOUT FOAM MED.	EACH	6153.85	5533.33	7375.00	5500.00	5500.00	15000.00	11000.00	6500.00
MATRESS SINGLE(4"THICK)	EACH	5600.00	6300.00	4950.00	7400.00	7400.00	4500.00	6600.00	6900.00
FARSHI DARI 12'X9' AV.QLTY	EACH	1565.38	1000.00	1412.50	850.00	1000.00	900.00	1360.00	800.00
DARI COTTON (6'x2 1/2') AV.QL	EACH	609.62	425.00	1175.00	400.00	500.00	600.00	600.00	400.00
CARPET PLAIN AV. QLTY	SQFT.	66.73	45.00	45.00	45.00	45.00	30.00	93.00	30.00
QUILT (LIHAF) 3 KG. COTTON	EACH	1619.23	1100.00	1175.00	650.00	975.00	1200.00	950.00	700.00
BLANKET (90" x 54")	EACH	4375.00	4000.00	4125.00	2000.00	3600.00	3000.00	3600.00	3800.00
BEDSHEET SINGLE BED SUP.QLTY	EACH	863.46	600.00	750.00	400.00	600.00	500.00	850.00	900.00
BED SHEET DOUBLE WITH TWO PILLOW COVERS SUP QLTY	SET	1600.00	950.00	1475.00	600.00	600.00	900.00	1500.00	1200.00
TOWEL(3'x2') AV. QALTY	EACH	268.27	200.00	305.00	140.00	200.00	250.00	250.00	200.00
CEILING FAN 48" SUPER QLTY **	EACH	3846.15	3300.00	3375.00	2900.00	3400.00	3500.00	3950.00	3700.00
PEDESTAL FAN 22" SUPER QLTY	EACH	4830.77	4500.00	4475.00	4000.00	5400.00	4500.00	3800.00	4700.00
REFG. DAWLENCE 10 CFT. D.DOOR	EACH	33000.00	32000.00	28000.00	33000.00	33000.00	35000.00	33000.00	29500.00
D-FREEZER WAVES 8 CFT.	EACH	29596.15	27900.00	28000.00	29000.00	30000.00	32000.00	33000.00	31500.00
AIRCONDITIONER 1.5 TON PEL	EACH	40000.00	44000.00	43000.00	35000.00	35000.00	52000.00	47000.00	58500.00
SPLIT AIR CONDITIONER 1.5 TON (SPECIFY BRAND NAME)	EACH	43000.00	46000.00	44500.00	42000.00	42000.00	46500.00	49000.00	48000.00

Contd.

**7.11 Intercity Consumer Prices
March, 2019**

Description	Unit	Karachi	Hyder- abad	Nawab- shah	Mirpur-khas	Mithi	Sukkar	Larkana	Dadu
AIRCOOLER SUPER ASIA	EACH	11500.00	10500.00	12000.00	10500.00	10800.00	12300.00	12500.00	11000.00
WASHING MACHINE SINGER	EACH	17000.00	18000.00	12500.00	18500.00	18500.00	16000.00	15600.00	14700.00
SEWING MACHINE(SINGER)	EACH	8080.00	8080.00	7105.00	8080.00	8080.00	7500.00	7400.00	7400.00
GIZER LARGE SIZE 30 GALLON CAPACITY SUP QLTY	EACH	24600.00	25900.00	23575.00	18000.00	22950.00	17000.00	18800.00	22500.00
GAS BURNER DOUBLE SPFY.BRAND	EACH	2365.38	2000.00	2000.00	1700.00	1700.00	2100.00	1900.00	2500.00
ELECT. IRON PHILIPS MDL.1120	EACH	1800.00	2000.00	2025.00	1550.00	1700.00	1900.00	2500.00	2000.00
ELECTRIC JUICER FOR APPLE	EACH	5386.54	5000.00	6000.00	3500.00	3600.00	4000.00	5500.00	4000.00
S.STEEL DEGHCHI MEDIUM SIZE ***	EACH	815.38	600.00	700.00	680.00	520.00	800.00	560.00	600.00
ALUMINIUM COOKING PAN (DEGCHI) MED SIZE	EACH	775.00	500.00	397.50	470.00	495.00	600.00	560.00	500.00
NON STICK COOKING PAN (DEGCHI) SUP. QLTY	EACH	915.38	800.00	1000.00	850.00	880.00	1200.00	800.00	900.00
FRYING PAN STEEL AVG. QLTY MED. SIZE	EACH	417.31	350.00	360.00	360.00	380.00	500.00	500.00	250.00
TAWA IORN (MEDIUM SIZE) AVG. QLTY	EACH	390.38	300.00	312.50	350.00	350.00	500.00	377.50	300.00
S.STEEL PLATE A.QLTY.(M.SIZE)	EACH	93.27	80.00	84.00	75.00	80.00	70.00	130.00	100.00
TABLE SPOON S.STEEL SUP.QLTY.	DOZEN	273.08	300.00	322.50	450.00	450.00	400.00	1230.00	300.00
WATER SET JUG+6 GLASSES (OMROC)	SET	653.85	500.00	787.50	500.00	550.00	600.00	650.00	605.00
TEA SET PAK. CHINAWARE 21 PCS.	SET	1637.69	1400.00	1975.00	1750.00	1800.00	2500.00	1400.00	3000.00
DINNER SET PLASTIC 72 PIECES SUPERIOR QLTY	SET	7153.85	5000.00	4875.00	3000.00	4000.00	6500.00	4900.00	7000.00
HOTPOT SET PLASTIC 3 PCS.	SET	1511.54	1200.00	1200.00	1550.00	1600.00	1500.00	2000.00	2000.00
BUCKET(BALTI) PLASTIC MED.SIZ	EACH	419.23	300.00	705.00	350.00	350.00	400.00	450.00	400.00
LOTA PLASTIC (MED SIZE) AVERAGE QUALITY	EACH	83.46	65.00	57.50	70.00	80.00	70.00	60.00	60.00
PRESURE COOKER 4 LTR.	EACH	1861.54	1600.00	1900.00	1450.00	1600.00	2000.00	1800.00	1900.00
WATER COOLER 9/10 LTR.PLASTIC ***	EACH	615.38	600.00	929.25	800.00	800.00	800.00	500.00	500.00
THERMOS STARVAC 1 LTR	EACH	584.62	450.00	552.50	500.00	500.00	650.00	500.00	700.00
BULB PHILIPS 100-WATTS	EACH	50.00	48.00	30.00	30.00	35.00	30.00	35.00	45.00
TUBE LIGHT PHILIPS 40 WATTS	EACH	156.92	155.00	130.00	110.00	120.00	105.00	120.00	120.00
ELECTRIC BLUBS "0" WATTE LOCAL	EACH	26.92	25.00	25.00	20.00	20.00	22.00	22.50	25.00
ELECTRIC BLUB ENERGY SAVER 14 WATTS	EACH	180.00	200.00	185.00	170.00	200.00	155.00	180.00	140.00
WASHING SOAP 250 GMS SPECIFY BRAND NAME	EACH	14.00	40.00	36.00	30.00	30.00	30.00	30.00	35.00
SURF EXCEL 400 GMS POLY BAG	EACH	150.00	150.00	145.00	150.00	150.00	116.00	145.00	116.00
WASHING POWDER 1000 GRM	EACH	190.00	190.00	190.00	199.00	199.00	190.00	190.00	190.00
WASHING POWDER (WHEEL/ BONUS) 100 GRAMS	EACH	95.00	105.55	125.00	90.00	95.00	95.00	90.00	125.00
CLEANSER POWDER VIM 1000 GM	PKT.	80.00	88.88	75.00	85.00	85.00	76.50	80.00	94.00
FINIS 500 ML	BOTTLE	220.00	294.11	240.00	125.00	225.00	210.00	170.00	275.00
PHNYLE TYPHONE/FINIS/CARRANITE 3 LITRES	BOTTLE	140.00	185.45	180.00	110.00	120.00	150.00	150.00	160.00
HARPIC	BOTTLE	190.00	190.00	190.00	190.00	190.00	170.00	180.00	160.00
BOOT POLISH CHERRY/KIWI 50ML	EACH	140.00	135.00	130.00	135.00	135.00	130.00	115.00	167.00
ROBIN BLUE (35 GRAMS)	PKT.	35.00	47.22	35.00	30.00	30.00	30.00	32.00	60.00
TISSU PAPER PERFUMED 100 PCS.	PKT	150.00	125.00	100.00	90.00	120.00	110.00	150.00	100.00
TOILET PAPER ROLL (R.PETEL)	P/ROLL	45.00	50.00	35.00	45.00	50.00	35.00	40.00	30.00
BOOT POLISH LIQUID CHEERY BLOSSOM KIWI 75 ML	BOTTLE	160.00	160.00	160.00	120.00	160.00	160.00	160.00	170.00
MATCH BOX SMALL	EACH	3.00	3.00	3.00	3.00	3.00	2.00	3.00	2.00
DRY CELL 1.5 VOLT(LOCAL)	EACH	15.00	15.00	25.00	30.00	30.00	35.00	20.00	25.00
HAND STITCHING NEEDLE M.SIZE	PACKET	9.31	8.00	8.00	5.00	5.00	10.00	10.00	10.00
SEWING MACHINE NEEDLE (SINGER)	EACH	5.00	6.00	10.00	5.00	6.00	10.00	7.00	5.00
HOUSEHOLD SERVANT FEMALE P/T	P/MNTH	2653.85	1250.00	2000.00	800.00	1050.00	1625.00	2100.00	1500.00
MARRIAGE HALL WITH FURNITURE	P/HEAD	303.08	210.00	77.50	120.00	140.00	150.00	150.00	100.00
SEPTRAN TABLETS	10TAB.	20.00	20.00	18.75	20.00	20.00	20.00	19.30	20.00
BRUFEN TABS 200-MG.	10TAB.	10.00	15.00	24.00	10.00	10.00	23.00	12.00	10.00
PANADOL TAB. EXTRA/PLAIN	10TAB.	15.00	13.00	11.50	14.00	14.00	15.00	12.00	12.00
DISPRIN TAB.	10TAB.	15.00	13.30	12.25	13.00	13.00	13.00	14.00	13.00
TRISIL TAB.	10 TAB	10.00	10.70	10.75	16.00	16.00	10.00	10.00	10.00
FLAGYL TAB. 200 MG.	10TAB.	10.00	16.00	14.50	16.00	16.00	15.00	10.00	10.00
VENTOLIN TAB. 2MG.	10TAB.	10.00	10.00	10.25	10.00	10.00	10.00	10.00	10.00
DAONIL TAB. 5 MG.	10TAB.	17.00	17.00	16.00	17.00	17.00	17.00	16.83	17.00
ENTOX TAB.	10TAB.	20.00	15.00	15.25	16.00	16.00	15.00	15.00	16.00
RENITEC TAB. 5 MG.	10TAB.	62.00	62.00	60.00	62.00	62.00	60.00	58.50	62.00
CAC. 1000 TAB	BOTTLE	133.00	133.08	153.00	152.00	152.00	133.00	128.00	134.00
AMOXIL CAPSOLE 250 MG.S	10CAP.	36.50	36.44	35.50	37.00	37.00	40.00	35.00	36.50
CALCIUM SYRUP SANDOZ	BOTTLE	64.00	64.00	64.00	64.00	64.00	64.00	64.00	64.65
LEDERPLEX SYRUP	BOTTLE	52.74	52.47	52.00	52.74	52.74	52.00	52.74	52.74
SANCOS SYRUP (50 ML.)	BOTTLE	30.00	55.00	30.00	30.00	30.00	30.00	30.00	30.00
PHENERGAN SYRUP 120 ML.	BOTTLE	35.00	36.72	42.00	43.00	43.00	36.64	33.00	42.25
CALPOL SYRUP 60 ML.	BOTTLE	51.21	51.21	28.00	51.00	51.00	30.75	28.00	30.00

Contd.

7.11 Intercity Consumer Prices March, 2019

Description	Unit	Karachi	Hyder- abad	Nawab- shah	Mirpur-khas	Mithi	Sukkar	Larkana	Dadu
HYDRYLLIN SYRUP 120 ML.	BOTTLE	69.00	69.00	69.00	69.00	69.00	69.00	69.00	69.00
POLYFAX EYE OINTMENT	TUBE	22.00	22.00	22.00	23.00	23.00	22.00	21.00	22.50
BETNESOL EYE DROPS	BOTTLE	34.60	34.50	33.00	34.00	34.00	33.89	34.00	33.79
EAR DROPS (CARDISPORINE) ***	BOTTLE	25.00	25.00	23.00	25.00	23.00	21.00	21.00	21.00
BETNOVATE-N OINTMENT 5 GMS	TUBE	16.68	19.83	59.00	35.00	35.00	18.33	16.00	20.00
BURNOL CREAM 30 GRM	TUBE	55.42	55.42	55.00	55.42	55.42	55.00	55.00	57.25
VICKS VAPORUB/BALM	BOTTLE	36.00	36.00	36.00	36.00	36.00	36.00	36.00	36.00
GLYCRINE SMALL BOTTLE	BOTTLE	35.00	35.00	30.00	33.00	33.00	15.00	15.00	15.00
JOUHAR JOSHANDA	PKT.	10.00	10.00	10.00	10.00	10.00	10.00	10.00	10.00
GALXOS-D (450 GRMS)	PKT.	157.50	157.50	140.00	150.00	150.00	157.50	140.00	157.50
GRIPE-WATER WOODWARDS	BOTTLE	60.00	60.00	60.00	60.00	60.00	60.00	60.00	60.00
SANIPLAST ONE PUTTY	EACH	2.00	2.00	2.00	1.00	1.50	2.00	2.00	2.00
O.R.S. (NIMCOL)	PKT.	18.00	18.00	16.00	18.00	18.00	15.00	17.00	18.00
DETTOL (MEDIUM)	BOTTLE	150.00	150.00	150.00	85.00	85.00	120.00	100.00	180.00
COTTON BANDAGE 2" - 4"	EACH	10.00	8.00	8.00	20.00	20.00	15.00	15.00	10.00
THERMOMETER CHINA	EACH	60.00	50.00	42.50	50.00	50.00	40.00	40.00	50.00
DOCTOR (MBBS) CLINIC FEE	P/PAT.	213.46	100.00	200.00	100.00	100.00	150.00	300.00	200.00
URINE TEST (DR) CHARGES	P/TEST	171.15	120.00	147.50	70.00	100.00	170.00	150.00	100.00
BLOOD TEST (CP) CHARGES	P/TEST	334.62	243.75	300.00	200.00	225.00	290.00	250.00	300.00
SUGAR TEST (RANDOM/FASTING BOTH) CHARGES	P/TEST	315.38	200.00	240.00	200.00	200.00	200.00	300.00	140.00
ECG CHARGES	P/TEST	361.54	225.00	350.00	200.00	225.00	350.00	200.00	400.00
X-RAY (CHEST) CHARGES	P/X-RAY	330.77	318.75	462.50	200.00	325.00	300.00	400.00	300.00
CAR SUZUKI 800 CC (W/O. A/C)	EACH	817750.00	860000.00	817750.00	817750.00	0.00	817750.00	817750.00	0.00
CAR SUZUKI 1000 CC	EACH	1400000.00	1410000.00	1400000.00	1405000.00	0.00	0.00	1400000.00	0.00
CAR TOYOTA 1300 CC	EACH	2299000.00	2044000.00	1979000.00	0.00	0.00	0.00	0.00	0.00
CAR HONDA CIVIC	EACH	2959000.00	0.00	2861500.00	0.00	0.00	0.00	0.00	0.00
MOTORCYCLE HONDA CD-70.	EACH	70500.00	70500.00	70000.00	69500.00	69500.00	69500.00	70500.00	68900.00
MOTORCYCLE YAMAHA 100CC.	EACH	78600.00	79300.00	0.00	0.00	0.00	78500.00	79300.00	0.00
MOTOR CYCLE HERO 70 CC	EACH	47000.00	47500.00	44000.00	45500.00	0.00	45500.00	45000.00	0.00
BICYCLE WITH TYRES & TUBES	EACH	7000.00	7800.00	9000.00	8250.00	8750.00	10000.00	8500.00	8500.00
TYRE CAR WITH TUBE GENERAL	EACH	4200.00	3200.00	3800.00	3700.00	3600.00	3200.00	3600.00	3300.00
TYRE MOTOR CYCLE WITHOUT TUBE	EACH	1350.00	1150.00	1025.00	1300.00	1225.00	1320.00	1340.00	1400.00
TYRE CYCLE SPECIFY BRAND NAME	EACH	306.92	350.00	417.50	390.00	425.00	350.00	375.00	550.00
TYRE CAR W/O TUBE	EACH	3250.00	3000.00	3200.00	3400.00	3500.00	3200.00	2900.00	3000.00
PETROL SUPER	LITRE	92.89	92.89	92.89	92.89	92.89	92.89	92.89	92.89
HIGH SPEED DIESEL HSD	LITRE	111.43	111.43	111.43	111.43	111.43	111.43	111.43	111.43
CNG	K.G.	104.00	104.00	104.00	104.00	0.00	104.00	104.00	104.00
GAS CYLINDER STAND. SIZE	EACH	1353.85	1430.00	1375.00	1200.00	1250.00	1540.00	1430.00	1450.00
MOTOR CYCLE SERVICE CHARGES	EACH	371.15	450.00	295.00	250.00	300.00	350.00	550.00	300.00
CAR SERVICE CHARGES	EACH	528.85	500.00	500.00	300.00	450.00	350.00	700.00	500.00
TYRE PUNCTURE CHARGES	EACH	72.31	80.00	72.50	70.00	60.00	87.50	80.00	80.00
CYCLE OVERHAULING CHARGES	EACH	234.62	300.00	275.00	200.00	300.00	300.00	300.00	200.00
CAR TAX FOR 800CC TO 1300CC	YEARLY	1750.00	1750.00	1750.00	1750.00	1750.00	1750.00	1750.00	1750.00
TRAIN FARE ECO. 1-100 KM.	P/KM.	2.05	2.05	2.05	2.05	0.00	2.05	2.05	2.05
TRAIN FARE ECO. 101-500 KM.	P/KM.	1.36	1.36	1.36	1.36	0.00	1.36	1.36	1.36
TRAIN FARE ECO. > 500 KM.	P/KM.	0.98	0.98	0.98	0.98	0.00	0.98	0.98	0.98
TRAIN FARE IST SLP. 1-100KM	P/KM.	3.00	3.00	3.00	3.00	0.00	3.00	3.00	3.00
TRAIN FARE IST SLP.101-500 KM	P/KM.	2.45	2.45	2.45	2.45	0.00	2.45	2.45	2.45
TRAIN FARE IST SLP. > 500 KM	P/KM.	1.57	1.57	1.57	1.57	0.00	1.57	1.57	1.57
TRAIN FARE A/C SLP. 1-100KM.	P/KM	6.20	6.20	6.20	6.20	0.00	6.20	6.20	6.20
TRAIN FARE A/C SLP.101-500KM	P/KM.	5.54	5.54	5.54	5.54	0.00	5.54	5.54	5.54
TRAIN FARE A/C SLP > 500KM.	P/KM	4.10	4.10	4.10	4.10	0.00	4.10	4.10	4.10
PLATEFORM TICKET	EACH	10.00	10.00	10.00	10.00	0.00	10.00	10.00	10.00
AUTO RICKSHAW FARES	KM/MIN	60.00	45.00	80.00	60.00	90.00	80.00	100.00	80.00
FULL TONGA CHARGES	KM/MIN	70.00	80.00	35.00	60.00	0.00	80.00	65.00	0.00
TAXI 4 SEATER FARE	KM/MIN	70.00	60.00	100.00	90.00	90.00	80.00	200.00	60.00
BUS FARE MIN (WITHIN CITY)	TICKET	10.00	10.00	0.00	10.00	0.00	0.00	0.00	0.00
BUS FARE MAX (WITHIN CIT	TICKET	15.00	17.00	0.00	10.00	0.00	0.00	0.00	0.00
BUS FARE OUTSIDE CITY	P/KM.	0.67	0.95	1.42	0.95	0.95	1.23	1.40	1.10
A/C BUS FARE OUTSIDE CITY	P/KM.	1.18	1.66	1.78	1.70	1.70	2.27	1.60	1.78
MINIBUS FARE MIN.WITH IN CITY	TICKET	10.00	10.00	0.00	0.00	0.00	0.00	0.00	0.00
MINIBUS FARE MAX.WITH IN CITY	TICKET	16.00	17.00	0.00	0.00	0.00	0.00	0.00	0.00
SUZUKI FARE MIN.WITH IN CITY	TICKET	10.00	10.00	0.00	10.00	0.00	10.00	10.00	0.00

Contd.

7.11 Intercity Consumer Prices March, 2019

Description	Unit	Karachi	Hyder- abad	Nawab- shah	Mirpur-khas	Mithi	Sukkar	Larkana	Dadu
SUZUKI FARE MAXIMUM W.IN CITY	TICKET	16.54	20.00	0.00	10.00	0.00	30.00	10.00	0.00
AIR FARE ECONOMY CLASS.	P/KM.	16.41	16.41	16.41	0.00	0.00	16.41	16.41	0.00
POSTAL ENVELOPE DOMESTIC	EACH	8.00	8.00	8.00	8.00	8.00	8.00	8.00	8.00
ENVELOPE FOR SAUDI ARABIA	EACH	50.00	50.00	50.00	50.00	50.00	50.00	50.00	45.00
POSTAL REGISTRATION CHARGES	EACH	38.00	38.00	38.00	38.00	38.00	38.00	38.00	28.00
U.M.S. REG CHARGES MIN.	EACH	59.00	59.00	60.00	60.00	60.00	59.00	60.00	60.00
T.C.S. CH. MIN.WITH IN ZONE	EACH	200.00	200.00	200.00	200.00	200.00	200.00	200.00	200.00
TELEPHONE CHARGES LOCAL CALL	P/CALL	4.65	4.65	4.65	4.65	4.65	4.65	4.65	4.65
TEL CHARGES OUT SIDE CITY	P/CALL	4.65	4.65	4.65	4.65	4.65	4.65	4.65	4.65
INTERNET CHARGES	P/HOUR	20.00	25.00	42.50	20.00	25.00	30.00	20.00	30.00
MOBILE CELL CHARGES	P/UNIT	3.00	3.00	3.06	3.00	3.00	5.00	3.50	3.06
FAX CHARGES (LOCAL)	P/PAGE	15.00	20.00	15.00	15.00	20.00	20.00	30.00	30.00
TELEPHONE SET AV. QLTY	EACH	1084.62	800.00	825.00	600.00	800.00	600.00	1300.00	1000.00
MOBILE SET NOKIA/SONY/ERICSON/SAMSUNG WITHOUT CAMERA	EACH	2800.00	2600.00	3250.00	2250.00	2600.00	2700.00	3200.00	2400.00
T.V. 20" COLORED WEGA H-A21.	EACH	28500.00	19000.00	14000.00	18000.00	18000.00	17500.00	20500.00	14000.00
T.V 20" COLOR CHINA/KORIA)	EACH	14000.00	13000.00	11000.00	10000.00	10000.00	12000.00	9000.00	11000.00
V.C.P. PANASONIC/LG/NAT	EACH	4000.00	5000.00	5000.00	6000.00	6000.00	5600.00	4800.00	4500.00
DVD/VCD PLAYER PANASONIC/LG	EACH	4500.00	3750.00	2825.00	3500.00	4000.00	4500.00	3000.00	2800.00
RADIO WITH C.PLAYER NATIONAL	EACH	2009.62	3500.00	3500.00	1500.00	3500.00	2000.00	2800.00	2000.00
PERSONNEL COMPUTER (BRANDED)	EACH	46230.77	40000.00	58000.00	46000.00	46000.00	45000.00	45000.00	27000.00
VID. CASSETTE BLK. TDK/SONY	EACH	140.00	140.00	200.00	120.00	140.00	140.00	170.00	160.00
COM. C.D. (TDK/IMATION)	EACH	50.00	80.00	60.00	50.00	80.00	50.00	50.00	50.00
TAPE RECORDER CASSETTE BLANK	EACH	50.00	60.00	50.00	50.00	60.00	50.00	50.00	50.00
VIDEO GAME SEGA 16 BYTE	EACH	1400.00	1400.00	1100.00	1800.00	0.00	1350.00	1500.00	1150.00
CINEMA A/C. HIGH CLASS	TICKET	150.00	100.00	0.00	30.00	0.00	0.00	0.00	0.00
CINEMA NON-A/C HIGH CLASS	TICKET	122.31	40.00	200.00	20.00	0.00	0.00	60.00	35.00
CABLE CHARGES	P/MONTH	400.00	300.00	292.50	300.00	300.00	300.00	400.00	300.00
TV.LICENCE FEE DOMESTIC	YEARLY	420.00	420.00	420.00	420.00	420.00	420.00	420.00	420.00
ENGLISH BOOK CLASS V1	EACH	63.45	77.65	63.45	77.65	77.65	63.45	63.45	77.65
ENGLISH BOOK CLASS IX OR X	EACH	53.20	53.20	65.00	59.55	53.20	53.20	53.20	65.90
ENG. BOOK IST.YR COMPLETE SET	EACH	126.10	126.10	130.00	139.10	139.10	126.10	131.05	130.00
ENGLISH BOOK BA/B.SC	EACH	250.00	220.00	210.00	210.00	210.00	210.00	210.00	250.00
URDU BOOK CLASS V (T.B.BORD)	EACH	72.60	72.60	72.60	72.60	72.60	72.60	72.60	93.45
URDU BOOK CLASS IX/X(T.B.B)	EACH	69.25	69.25	69.00	69.05	69.05	69.25	69.25	69.25
URDU BOOK IST.YEAR/INTER	EACH	51.65	51.65	51.65	51.65	51.65	51.65	51.65	51.65
URDU BOOK BA/B.SC	EACH	200.00	120.00	120.00	120.00	120.00	140.00	120.00	120.00
MATHS BOOK CALSS V (T.B.B)	EACH	131.30	131.30	193.00	131.30	131.30	131.30	131.30	131.30
MATHS BOOK CLASS IX OR X	EACH	214.90	214.90	214.00	214.90	214.90	214.90	214.90	214.90
MATHS BOOK IST.YEAR (T.B.B)	EACH	115.90	115.90	115.90	115.90	115.90	115.99	115.90	129.80
PAKISTAN STUDIES BOOK BA/B.SC	EACH	220.00	150.00	150.00	150.00	150.00	150.00	170.00	150.00
DAILY "DAWN"	P/COPY	22.00	22.00	22.00	22.00	22.00	22.00	22.00	22.00
DAILY "JANG"	P/COPY	20.00	20.00	20.00	20.00	20.00	20.00	20.00	20.00
DAILY "NAWA-E-WAQT"	P/COPY	20.00	20.00	20.00	20.00	20.00	20.00	20.00	20.00
WEEKLY "AKHBAR-E-JAHAN"	P/COPY	60.00	60.00	60.00	60.00	60.00	60.00	60.00	60.00
WEEKLY "MAG"	P/COPY	50.00	50.00	50.00	50.00	50.00	50.00	50.00	50.00
MONTHLY "NAUNEHAL DIGEST"	P/COPY	35.00	35.00	35.00	35.00	35.00	40.00	35.00	35.00
PAPER FOOLSCAPE (27"x17")	QUIRE	46.54	45.00	27.00	30.00	45.00	45.00	50.00	35.00
EXERCISE.BOOK LINED 80/100 PGS	EACH	39.23	30.00	30.00	20.00	30.00	60.00	30.00	30.00
PENCILGOLDFISH/DEER	EACH	8.08	8.00	6.75	8.00	8.00	10.00	9.00	8.00
PEN INK DOLLOR 57 ML BOTTLE	EACH	25.00	25.00	20.00	30.00	30.00	25.00	25.00	30.00
PHOTOSTATE PAPER 70 GM	PRT	528.46	550.00	482.50	320.00	350.00	450.00	490.00	450.00
BALL PEN (local)	EACH	9.15	10.00	7.00	10.00	10.00	7.00	9.00	8.00
FOUNTAIN PEN HERO/WINGS/CHINA	EACH	50.00	35.00	50.00	20.00	35.00	40.00	50.00	50.00
PRIVATE SCHOOL FEE ENGLISH MEDIUM AVERAGE STANDARD (CLASS I)	P/MONTH	1312.50	2062.50	2000.00	1200.00	700.00	1500.00	1425.00	2800.00
PRIVATE SCHOOL FEE ENGLISH MEDIUM AVERAGE STANDARD (CLASS V)	P/MONTH	1387.50	2062.50	2000.00	1200.00	700.00	1500.00	1450.00	2800.00
PRIVATE SCHOOL FEE ENGLISH MEDIUM AVERAGE STANDARD (CLASS VI)	P/MONTH	2002.88	1543.75	2800.00	1200.00	800.00	1800.00	1535.00	3100.00
PRIVATE SCHOOL FEE ENGLISH MEDIUM AVERAGE STANDARD (CLASS X)	P/MONTH	2493.27	1990.63	2800.00	1500.00	1000.00	1800.00	1685.00	4000.00
PRIVATE MEDICL COLLEGE FEE MBBS (IST YEAR)	P/MONTH	66667.00	57250.00	0.00	60000.00	0.00	0.00	0.00	0.00
PRIVATE ENGINEERING COLLEGE FEE (ISTR YEAR)	P/MONTH	10542.00	21666.00	0.00	0.00	0.00	0.00	0.00	0.00

Contd.

7.11 Intercity Consumer Prices March, 2019

Description	Unit	Karachi	Hyder- abad	Nawab- shah	Mirpur-khas	Mithi	Sukkar	Larkana	Dadu
GOVT. COLLEGE FEE 1ST. YEAR	MONTH	0.00	0.00	0.00	0.00	0.00	0.00	0.00	0.00
GOVT. COLLEGE FEE 4TH. YEAR	MONTH	75.00	75.00	75.00	75.00	75.00	75.00	75.00	75.00
GOVT. UNIVERSITY FEE MSC.	MONTH	1916.66	1000.00	1550.00	354.17	354.17	1400.00	0.00	400.00
GOVT. MED. COLLEGE FEE MBBS	MONTH	2658.33	13416.00	1466.67	0.00	2000.00	2685.00	5020.83	2000.00
GOVT. ENGG. COLL. FEE I YEAR	MONTH	2733.33	1500.00	1250.00	0.00	0.00	0.00	1041.66	0.00
COACHING FEE FOR CLASS IX/X	P/MONTH	2200.00	800.00	1500.00	1500.00	1200.00	1000.00	1000.00	700.00
COACHING CHARGES FOR CLASS 1ST YEAR/INTER (SCIENCE)	P/MONTH	3000.00	1100.00	2000.00	2000.00	1500.00	2000.00	1500.00	1000.00
COACHING CHARGES FOR CLASS 1ST YEAR/INTER (COMMERCE)	P/MONTH	3000.00	1000.00	3500.00	1000.00	1000.00	2000.00	1000.00	700.00
I.T. TUITION FEES	P/MONTH	3500.00	2250.00	1250.00	0.00	0.00	1833.00	2000.00	600.00
MBA TUITION FEES	P/MONTH	8750.00	12500.00	18000.00	0.00	0.00	8200.00	12700.00	0.00
BREAD TANDOORI ST. SIZE	EACH	10.00	12.00	10.00	8.00	8.00	10.00	8.00	7.00
COOKED MUTTON (AV. HOTEL)	PLATE	190.77	160.00	150.00	125.00	150.00	250.00	180.00	100.00
COOKED BEEF (AV. HOTEL)	PLATE	98.85	100.00	70.00	80.00	80.00	100.00	100.00	60.00
COOKED DAL (AV. HOTEL)	PLATE	65.19	60.00	63.75	50.00	50.00	70.00	70.00	50.00
CHICKEN BIRYANI FULL/DOUBLE	PLATE	188.46	200.00	100.00	120.00	150.00	165.00	240.00	120.00
TEA PREPARED (ORDINARY)	CUP	23.37	30.00	25.00	30.00	25.00	27.50	27.50	20.00
HAIRCUT CHARGES FOR MEN	P/CUT	88.46	75.00	100.00	50.00	75.00	70.00	115.00	100.00
BEAUTY PORL HAIR STYL CHARGE	P/STY.	638.46	450.00	287.50	150.00	350.00	200.00	375.00	500.00
SHAVING CHARGES	PER SHV	51.92	40.00	50.00	20.00	40.00	40.00	60.00	50.00
LIPSTICK S.MISS/MEDORA	EACH	130.00	120.00	120.00	130.00	120.00	110.00	120.00	90.00
NAIL POLISH S.MISS/MEDORA	EACH	110.00	110.00	95.00	110.00	110.00	85.00	92.50	50.00
PERFUME MED.SIZE MEDORA/BROACH	EACH	254.62	220.00	200.00	220.00	220.00	220.00	220.00	220.00
HAIR-OIL AMLA/CHAMBELI	BOTTLE	140.00	140.00	130.00	120.00	120.00	130.00	120.00	130.00
TOILET SOAP LUX 95 GRAMS	EACH	54.29	53.00	45.00	40.00	40.00	53.00	43.18	44.00
TOILET SOAP LIFEBOUY 140 GRM	EACH	40.00	47.94	50.00	45.00	45.00	45.00	50.00	50.00
TOILET SOAP SAFEGUARD BATH SIZE	EACH	53.00	55.00	53.00	60.00	60.00	55.00	50.00	65.00
TOOTHPASTE MACKLINES 70 GRM	EACH	50.00	50.00	50.00	50.00	50.00	50.00	50.00	50.00
TOOTHPAST MED SIZE CLGATE 70 GMS	EACH	74.67	75.00	70.00	80.00	80.00	74.66	80.00	75.00
TOOTHBRUSH SHEILD A/PLAUQUE	EACH	35.00	35.00	41.25	35.00	40.00	60.00	60.00	35.00
TOOTHPOWDER DENTONIC 90 GRM	EACH	50.00	32.00	35.00	25.00	32.00	40.00	35.00	35.00
HAIR-COLOUR BEGIN (6 GMS)	EACH	130.00	120.00	100.00	110.00	110.00	165.00	120.00	100.00
HAIR COLOUR (KALAKOLA)	BOTTLE	130.00	130.00	130.00	130.00	130.00	130.00	135.00	130.00
FACECREAM PONDS (MEDIUM)	EACH	130.00	120.00	110.00	120.00	120.00	130.00	130.00	120.00
TALC POWDER VICE ROAY,B.CAT	EACH	185.00	180.00	160.00	180.00	180.00	155.00	162.50	145.00
BLADE TREET ORDINARY 10'S	PKT.	40.00	40.00	42.00	40.00	40.00	45.00	45.00	45.00
BLADE 7-O-CLOCK STAIN. 5'S	PKT.	40.00	35.00	35.00	35.00	35.00	38.00	32.50	50.00
SHAMPOO SUNSILK/PAINTIN 100 ML	BOTTLE	110.00	110.00	110.00	99.00	99.00	110.00	110.00	100.00
BEAUTY CREAM (FAIR & LOVELY)	EACH	130.00	90.00	185.00	210.00	215.00	230.00	230.00	230.00
HAIR REMOVING CREAM (EU-CREAM)	TUBE	70.00	70.00	65.00	70.00	70.00	65.00	65.00	70.00
GEL MEDIUM SIZE	BOTTLE	96.15	60.00	65.00	55.00	75.00	70.00	100.00	120.00
DISPOSABLE RAZOR GILLET-II	EACH	50.00	50.00	45.00	45.00	45.00	45.00	40.00	50.00
SHAVING CREAM TOUCH-ME/ADM.	EACH	80.00	80.00	70.00	55.00	70.00	55.00	70.00	70.00
GOLD TEZABI 24 CT	10 GM.	59414.00	59414.00	58127.00	58727.00	58727.00	57300.00	59400.00	56500.00
SILVER TEZABI 24 CT	10 GM.	746.00	745.00	737.50	780.00	780.00	771.00	740.00	800.00
ARTIFICIAL JEWELLARY SET	SET	1267.31	625.00	1700.00	375.00	500.00	800.00	1800.00	300.00
WRIST WATCH GENTS CITIZEN (ORIGINAL) ***	EACH	2861.54	3200.00	3750.00	2500.00	3000.00	2600.00	3050.00	2500.00
WRIST WATCH LADIES CITIZEN (ORIGINAL) ***	EACH	2861.54	3050.00	3750.00	2500.00	3000.00	2500.00	2550.00	2500.00
WALL CLOCK QUARTZ AV.QLTY	EACH	500.96	400.00	500.00	350.00	400.00	500.00	500.00	400.00
SUITCASE REXIN (24"x16"x6")	EACH	1848.08	1100.00	1600.00	900.00	975.00	1550.00	1500.00	1500.00
TRUNK MEDIUM SIZE ***	EACH	2000.00	1450.00	3000.00	1200.00	1450.00	3500.00	1250.00	1500.00
PURSE LADIES (LEATHER) AVERAGE QUALITY	EACH	1794.23	850.00	1500.00	650.00	750.00	1200.00	1450.00	400.00

7.11 Intercity Consumer Prices March, 2019

Description	Unit	Peshawar	Mardan	Abbott- abad	Bannu	D.I. Khan	Mingora
WHEAT	10 KG.	370.00	400.00	450.00	350.00	340.00	360.00
WHEAT FLOUR FINE/SUPERIOR.	KG.	43.17	44.00	50.00	41.00	40.00	41.50
WHEAT FLOUR AVG. QLTY	KG.	38.92	39.00	45.00	40.00	37.63	39.00
WHEAT FLOUR BAG	10 KG.	390.83	380.00	450.00	400.00	385.00	390.00
MAIDA	KG.	51.67	50.00	52.50	50.00	52.50	50.00
SUJI	KG.	56.67	50.00	60.00	50.00	60.00	60.00
BESAN AV. QLTY.	KG.	131.67	122.50	130.00	125.00	127.50	130.00
RICE BASMATI SUP. QLTY.	KG.	144.17	140.00	180.00	150.00	140.00	120.00
RICE BASMATI 385/386	KG.	130.00	125.00	122.50	140.00	120.00	80.00
RICE BASMATI BROKEN AV.QLTY	KG.	83.33	80.00	90.00	55.00	73.75	65.00
RICE IRRI-6 (SINDH/PUNJAB)	KG.	56.67	55.00	60.00	65.00	56.00	60.00
VERMICELLI	KG.	72.50	75.00	90.00	70.00	80.00	80.00
BREAD PLAIN MEDIUM SIZE	EACH	45.00	45.00	35.00	35.00	37.50	40.00
RUSK (PAPAY)	KG.	216.67	200.00	180.00	180.00	147.50	240.00
BISCUITS-PACKED	PKT	35.00	35.00	40.00	40.00	40.00	40.00
BISCUIT-BAKERY (LOOSE)	250 GM	75.00	87.00	80.00	67.50	56.25	75.00
CORNFLAKS FAUJI 225 GM.	PKT	234.00	234.00	189.00	165.00	200.00	205.00
SAMOSA (VEGATABLE)	EACH	8.17	10.00	10.00	15.00	10.00	10.00
PASTRY AV.QLTY.	EACH	23.33	20.00	27.50	20.00	25.00	20.00
PATTIES (VEGATABLES)	EACH	30.00	25.00	27.50	30.00	20.00	15.00
NIMCO	250 GM	53.33	40.00	50.00	57.50	51.25	65.00
CHIPS	250 GM	71.67	65.00	80.00	60.00	55.00	60.00
BEEF WITH BONE AV.QLTY.	KG	372.50	372.50	350.00	350.00	355.00	350.00
MUTTON AV.QLTY.	KG	816.67	825.00	850.00	600.00	770.00	800.00
CHICKEN FARM BROILER (LIVE)	KG	163.00	166.00	155.00	172.00	172.50	180.00
FISH-RAHU MEDIUM SIZE	KG	255.00	225.00	400.00	370.00	350.00	250.00
MILK FRESH (UNBOILED)	LTR.	95.00	95.00	100.00	88.75	75.00	110.00
CURD	KG.	107.50	105.00	105.00	97.50	85.00	120.00
MILK TETRA PACK 1/2 LTR.	PKT.	65.00	60.00	65.00	65.00	65.00	67.50
LACTOGEN 400 GRAMS	PKT.	496.67	500.00	500.00	480.00	500.00	500.00
POWDER MILK NIDO 400GM.	PKT	393.33	390.00	410.00	410.25	400.00	400.00
MILK POWDER LOOSE/PACKED	KG.	443.33	425.00	550.00	546.25	450.00	425.00
BUTTER LOCAL PACKED	50 GM.	28.00	60.00	28.00	45.00	37.50	28.00
EGGS FARM	DOZ	107.50	110.00	100.00	120.00	120.00	110.00
MUSTARD OIL AV.QLTY.	KG.	233.33	230.00	280.00	180.00	165.00	220.00
COOKING OIL (DALDA)	2.5LTR	513.00	513.00	530.00	510.00	510.00	490.00
COOKING OIL (PAKWAN) OTHER BRAND SPECIFY	2.5 LTR	383.00	375.00	470.00	433.00	502.50	470.00
VEGETABLE GHEE TIN	2.5KG.	495.00	495.00	495.00	495.00	492.00	430.00
VEGETABLE GHEE (LOOSE)	KG.	170.00	170.00	175.00	170.00	175.00	170.00
DATES AV.QLTY.	KG.	190.00	190.00	200.00	195.00	250.00	200.00
PISTACHIO AV.QLTY.	50 GM.	88.33	90.00	150.00	90.00	110.00	70.00
ALMONDS WHOLE AV.QLTY.	KG.	833.33	725.00	800.00	700.00	550.00	800.00
COCONUT DRY AV.QLTY.	KG.	403.33	412.50	440.00	355.00	400.00	330.00
RAISINS AV.QLTY.	50 GM.	38.33	22.50	25.00	15.00	14.75	20.00
GROUNDNUTS (WITH SHELL)	KG.	200.00	200.00	230.00	187.50	200.00	180.00
MALTA/MOSAMBI	DOZ	161.67	150.00	180.00	130.00	82.50	130.00
KINNU	DOZ	106.67	120.00	90.00	100.00	85.00	90.00
APPLE	KG	133.33	155.00	165.00	140.00	140.00	150.00
ALOO BUKHARA	KG	0.00	0.00	0.00	0.00	0.00	0.00
POMEGRANATE (ANNAR)	KG	0.00	0.00	0.00	0.00	0.00	0.00
GRAPES	KG	0.00	0.00	0.00	0.00	0.00	0.00
BANANAS	DOZ	85.00	90.00	110.00	70.00	60.00	80.00
MANGO KALMI	KG	0.00	0.00	0.00	0.00	0.00	0.00
GUAVA	KG	96.67	90.00	100.00	80.00	62.50	100.00
WATERMELON (TURBOOZ)	KG	0.00	0.00	0.00	0.00	0.00	0.00
MUSKMELON (KHARBOOZA)	KG	0.00	0.00	0.00	0.00	0.00	0.00
SWEETMELON (GARMA)	KG	0.00	0.00	0.00	0.00	0.00	0.00
PULSE MASOOR (WHOLE)	KG.	90.00	95.00	110.00	100.00	116.25	95.00
PULSE MASOOR (WASHED)	KG.	90.00	100.00	110.00	110.00	120.00	110.00
PULSE MOONG (WASHED)	KG.	125.00	120.00	130.00	135.00	145.00	120.00
PULSE MASH (WASHED)	KG.	137.50	140.00	140.00	140.00	165.00	140.00

Contd.

7.11 Intercity Consumer Prices March, 2019

Description	Unit	Peshawar	Mardan	Abbott- abad	Bannu	D.I. Khan	Mingora
PULSE GRAM	KG.	128.33	120.00	135.00	110.00	120.00	120.00
GRAM WHOLE BLACK AV.QLTY.	KG.	130.00	130.00	145.00	100.00	102.50	120.00
GRAM WHOLE YELLOW AV.QLTY	KG.	146.67	150.00	160.00	160.00	157.50	170.00
BEANS (LAL LOBIA)	KG.	136.67	130.00	170.00	130.00	122.50	120.00
POTATOES	KG	27.50	22.50	20.00	25.00	23.50	20.00
ONION	KG	50.00	45.00	50.00	40.00	23.50	50.00
TURNIP	KG	26.67	25.00	20.00	25.00	16.25	20.00
RADISH	KG	19.17	15.00	30.00	12.50	5.50	30.00
TOMATOES	KG	120.00	110.00	145.00	80.00	102.50	120.00
CABBAGE	KG	36.67	27.50	30.00	35.00	35.00	30.00
CAULIFLOWER	KG	35.00	17.50	35.00	35.00	31.00	50.00
BRINJAL	KG	53.33	60.00	20.00	50.00	26.25	80.00
PUMPKIN	KG	0.00	0.00	0.00	0.00	0.00	0.00
BOTTLEGOURD	KG	0.00	0.00	0.00	0.00	0.00	0.00
LADY FINGER	KG	0.00	0.00	0.00	0.00	0.00	0.00
PEAS	KG	61.67	70.00	50.00	100.00	75.00	80.00
SPINACH	KG	20.00	17.50	20.00	10.00	30.00	30.00
TINDA	KG	0.00	0.00	0.00	0.00	0.00	0.00
TURAI	KG	0.00	0.00	0.00	0.00	0.00	0.00
KARAILA	KG	0.00	0.00	0.00	0.00	0.00	0.00
ARVI	KG	0.00	0.00	0.00	0.00	0.00	0.00
CHILLIES GREEN	KG	246.67	170.00	320.00	240.00	215.00	300.00
CARROT	KG	35.00	40.00	30.00	30.00	32.50	30.00
COCUMBER (KHEERA)	KG	46.67	60.00	50.00	40.00	50.00	40.00
LEMON	250GM	30.00	22.50	35.00	25.00	27.50	50.00
SUGAR REFINED	KG.	60.33	62.00	64.00	60.00	60.00	60.00
GUR AV.QLTY	KG.	90.00	85.00	100.00	82.50	70.00	75.00
HONEY LANGANESE 500 GM.	BOTTLE	973.33	890.00	1190.00	1080.00	850.00	500.00
MILO 200 GM.	BOTTLE	216.67	225.00	305.00	200.00	220.00	300.00
CUSTARD POWDER RAFHAN 300 GM.	PKT	85.00	85.00	80.00	85.00	85.00	80.00
TOFFEE (HILAL)	EACH	1.67	2.00	2.00	1.00	1.00	2.00
CHOWKELATE CANDY (SMALL SIZE)	EACH	5.00	5.00	5.00	5.00	5.00	5.00
SWEETMEAT (MIXED)	KG	296.67	300.00	350.00	190.00	247.50	280.00
ICE CREAM WALLS	CUP.	50.00	45.00	50.00	40.00	45.00	45.00
ICE	KG	10.00	10.00	10.00	12.00	10.00	25.00
JAM AHMED/MITCHELLES	BOTTLE	146.67	140.00	150.00	140.00	140.00	140.00
SQUASH-MITCHELLES	BOTTLE	185.00	185.00	185.00	165.00	165.00	165.00
ROOH AFZA	BOTTLE	190.00	190.00	190.00	190.00	205.00	190.00
JAM-E-SHIREEN	BOTTLE	206.67	200.00	200.00	200.00	220.00	200.00
SAUNF	50 GM	35.00	20.00	20.00	15.00	10.00	10.00
CINAMON LOOSE AV. QLTY	50 GM.	35.83	30.00	28.00	30.00	20.00	20.00
CUMINSEED WHITE NATIONAL	50 GM.	70.00	70.00	70.00	70.00	70.00	70.00
PEPPER BLACK NATIONAL	50 GM.	110.00	110.00	110.00	110.00	110.00	110.00
CLOVES LOOSE AV.QLTY	50 GM.	118.33	100.00	120.00	107.50	120.00	80.00
CARDAMOM LARGE LOOSE AV.QLTY	50 GM.	126.67	100.00	125.00	120.00	112.50	80.00
CARDAMOM SMALL AV.QLTY	50 GM.	211.67	200.00	200.00	90.00	72.50	160.00
SALT-POWDERED (LAHORI) LOOSE	KG.	15.00	15.00	10.00	12.00	17.50	15.00
SALT POWDERED (NATIONAL/SHAN)	PKT	30.00	30.00	30.00	30.00	30.00	30.00
CHILLIES POWD.NATIONAL 200GM	PKT	150.00	150.00	150.00	150.00	150.00	130.00
CHILLIES POWDER LOOS	KG.	351.67	350.00	400.00	380.00	255.00	280.00
CORRIANDER SEED POWD.NATIONAL	PKT	130.00	130.00	120.00	130.00	105.00	130.00
CORRIANDER SEED (LOOSE)	KG.	253.33	240.00	320.00	280.00	200.00	240.00
TURMERIC POWD.NATIONAL 50GM	PKT.	40.00	40.00	35.00	40.00	40.00	38.00
CURRY POWD. NATIONAL 200 GM	PKT.	87.00	87.00	87.00	87.00	87.00	87.00
TOMATO KETCHUP AHMED/MITCHL	BOTTLE	126.67	120.00	110.00	110.00	97.50	130.00
PICKLES AHMED/MITCHELLES	BOTTLE	130.00	130.00	145.00	100.00	110.00	130.00
VINEGAR SYNTHETIC (SIRKA)	BOTTLE	83.33	90.00	90.00	90.00	65.00	100.00
GARLIC	KG	206.67	200.00	180.00	180.00	145.00	120.00
GINGER	KG	211.67	200.00	180.00	240.00	210.00	200.00
TAPAL DANEDAR TEA 200GM PACKET	PKT	200.00	200.00	190.00	178.94	190.00	195.00
TEA LIPTON YELLOW LABEL 200GM.	PKT.	221.05	221.05	221.00	221.05	220.00	195.00

Contd.

7.11 Intercity Consumer Prices March, 2019

Description	Unit	Peshawar	Mardan	Abbott- abad	Bannu	D.I. Khan	Mingora
TEA LOOSE KENYA AV.QLTY 250GM.	PKT.	183.33	180.00	195.00	180.00	175.00	150.00
COFFEE-NESCAFE 75 GM. **	BOTTLE	380.00	390.00	400.00	300.00	350.00	360.00
COLD DRINK (STANDARD SIZ)	BOTTLE	28.33	30.00	25.00	25.00	25.00	25.00
FRUIT JUICE TETRA PACK	PKT.	15.00	15.00	30.00	17.50	20.00	30.00
MINERAL WATER NESTLE 1.5 LTR	BOTTLE	50.00	50.00	55.00	50.00	50.00	50.00
CIGARETTES K-2 10'S **	PKT	65.00	65.00	60.00	60.00	50.00	50.00
CIGARETTES CAPSTAN 10'S **	PKT	65.00	65.00	60.00	70.00	60.00	60.00
CIGARETTES GOLD LEAF 20'S	PKT	150.00	150.00	150.00	150.00	150.00	150.00
CIGARETTES MORVEN GOLD 20'S	PKT	65.00	65.00	60.00	70.00	60.00	60.00
BETEL LEAVES	50GM.	120.00	150.00	90.00	100.00	50.00	100.00
BETEL NUTS	KG.	2400.00	3000.00	4000.00	1300.00	1300.00	1200.00
LONG CLOTH 57" GUL AHMED/AL-KARAM	METER	350.00	375.00	330.00	350.00	227.50	278.00
SHIRTING AV.QLTY.	METER	321.00	300.00	250.00	180.00	150.00	242.00
PANT CLOTH W & WEAR AV.QLTY	METER	425.00	425.00	450.00	690.00	280.00	650.00
LAWN PRINTED GUL AHMED/AL-KARAM	METER	393.00	393.00	460.00	477.50	260.00	242.00
GEORGETTE AV.QLTY	METER	126.67	120.00	250.00	100.00	90.00	115.00
LINEN AV.QLTY ***	METER	150.00	170.00	150.00	148.75	80.00	145.00
HEAVY WT SUITING LAWERNCPUR AVG QLTY	METER	3100.00	3100.00	1850.00	980.00	1250.00	2250.00
HEAVY WT SUITING LAWERNCPUR SUP QLTY	METER	3400.00	3400.00	1850.00	1500.00	2200.00	2725.00
TROPICAL SUITING LAW.PUR	METER	1833.33	1850.00	1700.00	750.00	1387.50	1300.00
PANT BOY 24"/26" LENGTH.	EACH	466.67	425.00	700.00	750.00	370.00	450.00
SHIRT BOY 24"/26" LENGTH	EACH	393.33	395.00	675.00	400.00	320.00	425.00
SCHOOL UNI. PANT,SHIRT BOYS	SUIT	826.67	820.00	850.00	875.00	670.00	750.00
SCHOOL UNI. KAMEEZ,SHAL.BOYS	SUIT	763.33	625.00	790.00	740.00	450.00	475.00
SCHOOL UNI. KAMEEZ,SHAL.GIRL	SUIT	830.00	1000.00	1000.00	745.00	500.00	650.00
FROCK W/WEAR GIRLS	EACH	1175.00	1150.00	1500.00	1500.00	750.00	3250.00
AWAMI-SUIT W & W(BOY) 24"/26	SUIT	1083.33	950.00	1350.00	1025.00	600.00	615.00
AWAMI-SUIT W&W (GENTS)AV.QLTY	SUIT	1850.00	1550.00	2200.00	2000.00	925.00	1300.00
PULLOVER GENTS OXFORD/BON.	EACH	4062.50	3990.00	3990.00	4070.00	2400.00	3500.00
PULLOVER LADIES OXFORD/BON.	EACH	3190.00	2800.00	3100.00	3400.00	2400.00	3500.00
PULLOVER (GENTS) OTHERS A.QTY	EACH	1250.00	1300.00	2145.00	1550.00	825.00	1925.00
SECOND-HAND COAT FOR MEN	EACH	708.33	650.00	800.00	500.00	300.00	650.00
SECONDHAND SWEETER FOR MEN DUP QLTY	EACH	900.00	850.00	500.00	450.00	275.00	550.00
SECONDHAND WINTER JACKET	EACH	891.67	1100.00	800.00	275.00	262.50	875.00
UNDERWEAR AV.QLTY MEDIUM SIZE	EACH	111.67	110.00	250.00	110.00	80.00	130.00
VEST FOR MEN AV.QLTY.	EACH	138.33	110.00	250.00	102.50	70.00	110.00
VEST/SHAMEEZ (WOMEN) AVG. QLTY	EACH	148.33	140.00	200.00	147.50	125.00	400.00
SOCKS NYLON (PAKISTANI)	PAIR	76.67	85.00	100.00	67.50	55.00	60.00
BRASSIER AV.QLTY.	EACH	135.00	150.00	150.00	200.00	100.00	120.00
BRASSIER SUP QLTY	EACH	258.33	265.00	400.00	275.00	155.00	250.00
DOPATTA GEORGETTE AV.QLTY.	EACH	250.00	262.50	400.00	260.00	250.00	350.00
DOPATTA COTTON AV GLTY	EACH	213.33	190.00	300.00	275.00	230.00	255.00
CHADDAR (W/WEAR) (2x2.5 MTR)	EACH	1033.33	950.00	600.00	477.50	337.50	800.00
LUNGI/DHOTI(COTTON) AVG. QLTY	EACH	300.00	325.00	350.00	550.00	230.00	210.00
HANDKERCHIEF AVG. QLTY PAK	EACH	30.00	30.00	50.00	20.00	45.00	35.00
HANDKERCHIEF SUP. QLTY PAK	EACH	51.67	50.00	100.00	46.25	55.00	60.00
GLOVES AV QLTY	PAIR	125.00	110.00	150.00	65.00	60.00	50.00
AZARBAND COTTON AVG. QLTY	EACH	30.00	30.00	20.00	20.00	11.00	22.50
SEWING THREAD/REEL(ASLI PARI)	EACH	8.67	8.00	8.00	5.00	5.00	8.00
WASHING CHARGES PAINT & SHIRT	SUIT	221.67	110.00	60.00	100.00	80.00	100.00
DRY CLEANING SUIT COAT PANT	SUIT	533.33	350.00	537.50	250.00	180.00	450.00
WASHING CH. (KAMIZ-SHALWAR)	PAIR	95.00	90.00	85.00	90.00	40.00	70.00
TAILORING SHIRT	EACH	583.33	525.00	600.00	450.00	350.00	500.00
TAILORING CHARGES PANT (MEN)	EACH	1600.00	900.00	1200.00	1200.00	600.00	1225.00
TAILORING COAT-PANT SUIT	SUIT	6608.33	7000.00	6000.00	4500.00	3125.00	6250.00
TAILORING AWAMI-SUIT (MALE)	SUIT	791.67	700.00	740.00	575.00	575.00	650.00
TAILORING SUIT FEMALE	SUIT	566.67	550.00	550.00	475.00	475.00	650.00
GENTS SHOES PAUL BATA	PAIR	1199.00	1199.00	1199.00	1199.00	1199.00	1199.00
GENTS SANDAL BATA	PAIR	699.00	699.00	699.00	699.00	699.00	699.00
GENTS SPOUNG CHAPPAL BATA	PAIR	199.00	199.00	199.00	199.00	199.00	199.00
LADIES SANDAL BATA	PAIR	599.00	599.00	599.00	599.00	599.00	599.00

Contd.

7.11 Intercity Consumer Prices March, 2019

Description	Unit	Peshawar	Mardan	Abbott- abad	Bannu	D.I. Khan	Mingora
LADIES SPOUNG CHAPPAL BATA	PAIR	199.00	199.00	199.00	199.00	199.00	199.00
CHILD SHOE POWER LITE BATA	PAIR	699.00	699.00	699.00	699.00	699.00	699.00
GENTS SHOE, ART 1109 SERVICE	PAIR	999.00	999.00	999.00	999.00	999.00	999.00
NYLON JOGGER 27 SIZE 2-5 ***	PAIR	1399.00	1399.00	1399.00	1399.00	1399.00	1399.00
CHINA FOOT WEAR AV. QLTY (MALE) *	PAIR	1050.00	1000.00	1200.00	975.00	750.00	1350.00
CHINA FOOT WEAR AV. QLTY (FEMALE) *	PAIR	883.33	875.00	900.00	875.00	475.00	512.50
CHINA FOOT WEAR AV. QLTY (CHILDREN) *	PAIR	604.17	575.00	1200.00	500.00	325.00	550.00
SHOE REPAIR HALF SOLE	PAIR	136.67	120.00	150.00	95.00	95.00	210.00
SHOES POLISH CHARGES AVERAGE SHOP	PAIR	20.00	20.00	20.00	20.00	20.00	20.00
HOUSE RENT (combined)	MONTH	9293.00	4226.00	8893.00	4697.00	8836.00	4449.00
rent 2	pm	9293.00	4226.00	8893.00	4697.00	8836.00	4449.00
RENT3	PM	9293.00	4226.00	8893.00	4697.00	8836.00	4449.00
RENT4	PM	9293.00	4226.00	8893.00	4697.00	8836.00	4449.00
RENT5	PM	9293.00	4226.00	8893.00	4697.00	8836.00	4449.00
RENT6	PM	9293.00	4226.00	8893.00	4697.00	8836.00	4449.00
SYNTHETIC ENEMAL ROBIALAC BALTI 3.64 LTR.	EACH	2400.00	2300.00	2265.00	2254.00	2050.00	2250.00
SYNTHETIC ENEMAL ICI BALTI 3.64 LTR.	EACH	2416.67	2450.00	2500.00	2450.00	1989.00	2200.00
CEMENT (LOCAL) SPECIFY BRAND NAME	BAG	593.33	580.00	605.00	590.00	600.00	570.00
BRICKS (NEW) IST CLASS	P/1000	10000.00	9000.00	13000.00	7200.00	5875.00	10500.00
CEMENT BLOCKS (6"x8"x12")	P/100	3300.00	3300.00	3500.00	2500.00	2650.00	3400.00
BAJREE	100CFT	3916.67	3460.00	4800.00	1800.00	2700.00	2700.00
SAND (BLACK PIT SAND)	K100CFT	2716.67	2133.00	4000.00	1475.00	1350.00	3100.00
TIMBER SHESHAM LOG IST QUALITY	cubmt.	70610.00	60072.00	0.00	36000.00	32700.00	0.00
IRON BAR (M.S. BAR) 1/2"	P/TON	89250.00	89000.00	95000.00	90000.00	95000.00	89000.00
CARPANTER WAGE RATE	P/DAY	1000.00	950.00	1200.00	1000.00	950.00	1200.00
MASON (RAJ) WAGE RATE	P/DAY	1200.00	1200.00	1200.00	1400.00	950.00	1300.00
UNSKILLED LABOUR WAGE RATE	P/DAY	600.00	600.00	800.00	600.00	500.00	700.00
PLUMBER WAGE RSTE	P/DAY	1200.00	1350.00	1500.00	900.00	1000.00	1000.00
ELECTICIAN WAGE RATE PER DAY **	P/DAY	1000.00	1000.00	1000.00	700.00	950.00	1200.00
ELECTICIAN WAGE RATE PER POINT **	P/PNT	100.00	150.00	250.00	100.00	70.00	275.00
WATER CHARGES PER HOUSE	P/MONTH	350.00	150.00	175.00	200.00	100.00	150.00
ELECT.CHARGES UPTO 50 UNITS	P/UNIT	2.00	2.00	2.00	2.00	2.00	2.00
ELECT.CHARGES 01 - 100 UNIT	P/UNIT	6.22	6.22	6.22	6.22	6.22	6.22
ELECT.CHARGES 101 - 300 UNIT	P/UNIT	9.59	9.59	9.59	9.59	9.59	9.59
ELECT.CHARGES 301 - 1000 UNIT	P/UNIT	18.03	18.03	18.03	18.03	18.03	18.03
ELECT.CHARGES ABOVE 1000 UNIT	P/UNIT	21.13	21.13	21.13	21.13	21.13	21.13
ELEC	PM	11.39	11.39	11.39	11.39	11.39	11.39
GAS CHRg upto 3.3719 MMBTU	MMBTU	145.08	145.08	145.08	145.08	0.00	145.08
GAS CHRg 3.3719 - 6.7438 MMBTU	MMBTU	308.88	308.88	308.88	308.88	0.00	308.88
GAS CHRg 6.7438 - 10.1157 MMBTU	MMBTU	321.75	321.75	321.75	321.75	0.00	321.75
GAS CHRg10.1157 - 13.4876 MMBTU	MMBTU	1310.40	1310.40	1310.40	1310.40	0.00	1310.40
GAS	PM	1708.20	1708.20	1708.20	1708.20	0.00	1708.20
GAS	PM	758.86	758.86	758.86	758.86	0.00	758.86
KEROSENE OIL	LTR	122.00	115.00	105.00	105.00	92.50	110.00
FIREWOOD WHOLE	40 KG.	729.17	500.00	500.00	500.00	350.00	500.00
CHAIR SHESHAM WOOD WITH ARMS **	EACH	2366.67	1800.00	3000.00	1150.00	2600.00	1450.00
CHAIR PLASTIC (CHAIRMAN) AVERAGE QUALITY	EACH	1483.33	1200.00	1000.00	675.00	800.00	850.00
TABLE SHESHAM WOOD (4X2X5") ***	EACH	6666.67	6000.00	8000.00	6925.00	5000.00	7000.00
SOFASET WOODEN WITH FOAM SEAT **	SET	25500.00	18000.00	18000.00	16500.00	20000.00	21000.00
COT IRON (WITH NIWAR)AV.QLTY.	EACH	2233.33	2200.00	2500.00	2375.00	2400.00	2300.00
ALMIRAH (STEEL) 6'X3' 20 GUAGE	EACH	9375.00	9500.00	15000.00	10825.00	9650.00	9000.00
DINNING TABLE 6 CHAIRS A.QLTY	SET	29166.67	27500.00	40000.00	13250.00	18500.00	23000.00
SINGLE BED WITHOUT FOAM MED.	EACH	8250.00	6500.00	9000.00	4400.00	5850.00	6000.00
MATRESS SINGLE(4"THICK)	EACH	5833.33	5300.00	6600.00	6000.00	3350.00	5000.00
FARSHI DARI 12'X9' AV.QLTY	EACH	1391.67	1300.00	2100.00	1450.00	1100.00	1525.00
DARI COTTON (6'x2 1/2') AV.QL	EACH	316.67	300.00	300.00	500.00	400.00	525.00
CARPET PLAIN AV. QLTY	SQFT.	43.33	50.00	65.00	45.00	35.00	47.50
QUILT (LIHAF) 3 KG. COTTON	EACH	1066.67	1100.00	1250.00	1075.00	600.00	650.00
BLANKET (90" x 54")	EACH	3666.67	3550.00	5500.00	4500.00	3800.00	2500.00
BEDSHEET SINGLE BED SUP.QLTY	EACH	1033.33	800.00	900.00	700.00	550.00	700.00
BED SHEET DOUBLE WITH TWO PILLOW COVERS SUP QLTY	SET	1650.00	1600.00	2500.00	1475.00	1075.00	2000.00

Contd.

7.11 Intercity Consumer Prices March, 2019

Description	Unit	Peshawar	Mardan	Abbott- abad	Bannu	D.I. Khan	Mingora
TOWEL(3'x2') AV. QALTY	EACH	358.33	225.00	550.00	312.50	275.00	275.00
CEILING FAN 48" SUPER QLTY **	EACH	3333.33	3400.00	3500.00	3600.00	3500.00	3500.00
PEDESTAL FAN 22" SUPER QLTY	EACH	5283.33	4250.00	5500.00	4950.00	4730.00	3550.00
REFG. DAWLENCE 10 CFT. D.DOOR	EACH	31933.33	34600.00	42000.00	37000.00	36900.00	36000.00
D-FREEZER WAVES 8 CFT.	EACH	33666.67	32500.00	35000.00	40000.00	29000.00	32000.00
AIRCONDITIONER 1.5 TON PEL	EACH	40000.00	41000.00	39500.00	46000.00	44000.00	44000.00
SPLIT AIR CONDITIONER 1.5 TON (SPECIFY BRAND NAME)	EACH	45466.67	44000.00	58000.00	45000.00	41250.00	48000.00
AIRCOOLER SUPER ASIA	EACH	17416.67	17700.00	14750.00	18000.00	14900.00	11000.00
WASHING MACHINE SINGER	EACH	17546.67	18500.00	16800.00	18000.00	12000.00	10800.00
SEWING MACHINE(SINGER)	EACH	8800.00	8800.00	9000.00	8300.00	7200.00	7700.00
GIZER LARGE SIZE 30 GALLON CAPACITY SUP QLTY	EACH	25900.00	26000.00	20500.00	17500.00	17537.50	16500.00
GAS BURNER DOUBLE SPFY.BRAND	EACH	3533.33	3000.00	5500.00	3050.00	2500.00	1412.50
ELECT. IRON PHILIPS MDL.1120	EACH	3800.00	3800.00	4250.00	2000.00	2100.00	2000.00
ELECTRIC JUICER FOR APPLE	EACH	4766.67	4350.00	6000.00	4850.00	3625.00	1700.00
S.STEEL DEGHCHI MEDIUM SIZE ***	EACH	825.00	850.00	975.00	610.00	600.00	600.00
ALUMINIUM COOKING PAN (DEGCHI) MED SIZE	EACH	726.67	700.00	1125.00	600.00	425.00	750.00
NON STICK COOKING PAN (DEGCHI) SUP. QLTY	EACH	2033.33	1250.00	1500.00	590.00	535.00	800.00
FRYING PAN STEEL AVG. QLTY MED. SIZE	EACH	500.00	400.00	525.00	500.00	352.50	550.00
TAWA IORN (MEDIUM SIZE) AVG. QLTY	EACH	425.00	375.00	550.00	600.00	355.00	325.00
S.STEEL PLATE A.QLTY.(M.SIZE)	EACH	83.33	70.00	90.00	70.00	55.00	75.00
TABLE SPOON S.STEEL SUP.QLTY.	DOZEN	616.67	425.00	600.00	545.00	300.00	550.00
WATER SET JUG+6 GLASSES (OMROC)	SET	566.67	450.00	850.00	575.00	512.50	550.00
TEA SET PAK. CHINAWARE 21 PCS.	SET	3016.67	2400.00	3500.00	1625.00	2500.00	2650.00
DINNER SET PLASTIC 72 PIECES SUPERIOR QLTY	SET	10250.00	9500.00	6500.00	4600.00	4500.00	6000.00
HOTPOT SET PLASTIC 3 PCS.	SET	1466.67	1250.00	2500.00	1590.00	1200.00	1725.00
BUCKET(BALTI) PLASTIC MED.SIZ	EACH	366.67	325.00	450.00	465.00	350.00	355.00
LOTA PLASTIC (MED SIZE) AVERAGE QUALITY	EACH	61.67	50.00	100.00	40.00	50.00	65.00
PRESURE COOKER 4 LTR.	EACH	1600.00	1200.00	2200.00	1500.00	1450.00	1800.00
WATER COOLER 9/10 LTR.PLASTIC ***	EACH	566.67	550.00	850.00	550.00	650.00	550.00
THERMOS STARVAC 1 LTR	EACH	633.33	500.00	550.00	625.00	700.00	850.00
BULB PHILIPS 100-WATTS	EACH	40.00	40.00	45.00	35.00	35.00	40.00
TUBE LIGHT PHILIPS 40 WATTS	EACH	100.00	100.00	170.00	95.00	125.00	100.00
ELECTRIC BLUBS "0" WATTE LOCAL	EACH	20.00	20.00	30.00	20.00	22.50	20.00
ELECTRIC BLUB ENERGY SAVER 14 WATTS	EACH	180.00	180.00	190.00	170.00	220.00	200.00
WASHING SOAP 250 GMS SPECIFY BRAND NAME	EACH	45.00	45.00	45.00	41.25	40.00	35.00
SURF EXCEL 400 GMS POLY BAG	EACH	145.00	145.00	150.00	145.00	148.00	140.00
WASHING POWDER 1000 GRM	EACH	190.00	190.00	190.00	180.00	180.00	190.00
WASHING POWDER (WHEEL/ BONUS) 100 GRAMS	EACH	95.00	95.00	95.00	95.00	110.00	90.00
CLEANSER POWDER VIM 1000 GM	PKT.	79.33	80.00	80.00	80.00	72.50	100.00
FINIS 500 ML	BOTTLE	183.33	190.00	237.00	140.00	170.00	110.00
PHNYLE TYPHONE/FINIS/CARRANITE 3 LITRES	BOTTLE	186.67	180.00	190.00	137.50	125.00	150.00
HARPIC	BOTTLE	190.00	190.00	190.00	190.00	177.50	190.00
BOOT POLISH CHERRY/KIWI 50ML	EACH	140.00	140.00	135.00	115.00	140.00	130.00
ROBIN BLUE (35 GRAMS)	PKT.	65.00	65.00	45.00	35.00	30.00	65.00
TISSU PAPER PERFUMED 100 PCS.	PKT	113.33	115.00	135.00	110.00	135.00	115.00
TOILET PAPER ROLL (R.PETEL)	P/ROLL	50.00	50.00	45.00	37.50	47.50	40.00
BOOT POLISH LIQUID CHEERY BLOSSOM KIWI 75 ML	BOTTLE	160.00	160.00	170.00	150.00	160.00	160.00
MATCH BOX SMALL	EACH	2.00	2.00	3.00	3.00	2.00	1.00
DRY CELL 1.5 VOLT(LOCAL)	EACH	38.33	30.00	20.00	25.00	20.00	20.00
HAND STITCHING NEEDLE M.SIZE	PACKET	5.83	6.00	10.00	6.00	6.00	5.00
SEWING MACHINE NEEDLE (SINGER)	EACH	5.83	6.00	7.50	5.00	5.00	5.00
HOUSEHOLD SERVANT FEMALE P/T	P/MNTH	2500.00	1750.00	3000.00	1650.00	2750.00	3500.00
MARRIAGE HALL WITH FURNITURE	P/HEAD	216.67	225.00	150.00	90.00	100.00	90.00
SEPTRAN TABLETS	10TAB.	20.07	20.00	16.00	20.00	20.00	20.00
BRUFEN TABS 200-MG.	10TAB.	13.00	13.00	10.00	15.00	11.00	20.00
PANADOL TAB. EXTRA/PLAIN	10TAB.	14.00	15.00	13.00	15.00	15.00	15.00
DISPRIN TAB.	10TAB.	13.33	13.00	13.00	15.00	13.00	15.00
TRISIL TAB.	10 TAB	11.33	12.00	11.00	15.00	12.00	10.00
FLAGYL TAB. 200 MG.	10TAB.	18.67	16.00	20.00	16.00	14.00	20.00
VENTOLIN TAB. 2MG.	10TAB.	10.00	10.00	10.00	10.00	10.00	15.00
DAONIL TAB. 5 MG.	10TAB.	19.67	21.00	17.00	17.00	16.80	17.00

Contd.

7.11 Intercity Consumer Prices March, 2019

Description	Unit	Peshawar	Mardan	Abbott- abad	Bannu	D.I. Khan	Mingora
ENTOX TAB.	10TAB.	15.00	15.00	16.00	20.00	15.00	15.00
RENITEC TAB. 5 MG.	10TAB.	58.50	60.00	61.00	59.00	58.00	65.00
CAC. 1000 TAB	BOTTLE	153.00	153.00	133.00	133.00	133.00	128.60
AMOXIL CAPSOLE 250 MG.S	10CAP.	36.00	36.00	37.00	36.00	36.00	36.00
CALCIUM SYRUP SANDOZ	BOTTLE	64.00	64.00	64.00	64.00	64.00	64.00
LEDERPLEX SYRUP	BOTTLE	52.75	52.75	53.00	54.00	52.74	53.00
SANCOS SYRUP (50 ML.)	BOTTLE	56.71	30.00	30.00	56.71	55.00	55.00
PHENERGAN SYRUP 120 ML.	BOTTLE	35.67	35.00	37.00	34.00	34.00	35.00
CALPOL SYRUP 60 ML.	BOTTLE	51.00	51.00	0.00	51.21	53.00	49.00
HYDRYLLIN SYRUP 120 ML.	BOTTLE	69.00	69.00	69.00	69.00	69.00	69.00
POLYFAX EYE OINTMENT	TUBE	22.50	22.50	23.00	23.00	21.75	21.00
BETNESOL EYE DROPS	BOTTLE	33.39	33.39	35.00	34.00	33.89	34.00
EAR DROPS (CARDISPORINE) ***	BOTTLE	25.00	25.00	21.00	25.00	21.00	21.00
BETNOVATE-N OINTMENT 5 GMS	TUBE	56.50	55.00	16.00	16.00	33.00	57.00
BURNOL CREAM 30 GRM	TUBE	55.42	55.42	55.42	55.42	55.42	55.00
VICKS VAPORUB/BALM	BOTTLE	36.00	36.00	36.00	36.00	36.00	36.00
GLYCRINE SMALL BOTTLE	BOTTLE	30.00	30.00	40.00	40.00	18.00	30.00
JOUHAR JOSHANDA	PKT.	10.00	10.00	10.00	10.00	8.00	10.00
GALXOS-D (450 GRMS)	PKT.	157.50	157.50	157.50	140.00	142.50	145.00
GRIPE-WATER WOODWARDS	BOTTLE	60.00	60.00	60.00	60.00	60.00	60.00
SANIPLAST ONE PUTTY	EACH	2.00	2.00	2.00	2.00	1.50	2.00
O.R.S. (NIMCOL)	PKT.	18.00	18.00	18.00	17.00	15.00	15.00
DETTOL (MEDIUM)	BOTTLE	150.00	100.00	150.00	85.00	85.00	100.00
COTTON BANDAGE 2" - 4"	EACH	9.00	9.00	15.00	10.00	9.00	10.00
THERMOMETER CHINA	EACH	45.67	40.00	90.00	42.50	50.00	40.00
DOCTOR (MBBS) CLINIC FEE	P/PAT.	266.67	250.00	400.00	150.00	300.00	300.00
URINE TEST (DR) CHARGES	P/TEST	100.00	100.00	100.00	100.00	100.00	212.50
BLOOD TEST (CP) CHARGES	P/TEST	266.67	300.00	300.00	180.00	200.00	250.00
SUGAR TEST (RANDOM/FASTING BOTH) CHARGES	P/TEST	266.67	200.00	160.00	140.00	140.00	200.00
ECG CHARGES	P/TEST	183.33	175.00	300.00	250.00	300.00	200.00
X-RAY (CHEST) CHARGES	P/X-RAY	316.67	300.00	400.00	200.00	300.00	200.00
CAR SUZUKI 800 CC (W/O. A/C)	EACH	867500.00	867500.00	817750.00	0.00	817750.00	0.00
CAR SUZUKI 1000 CC	EACH	1425000.00	1425000.00	1450000.00	0.00	1405000.00	0.00
CAR TOYOTA 1300 CC	EACH	2104000.00	2104000.00	2356000.00	0.00	2150000.00	0.00
CAR HONDA CIVIC	EACH	3072000.00	3072000.00	3190000.00	0.00	0.00	0.00
MOTORCYCLE HONDA CD-70.	EACH	70500.00	70500.00	70500.00	69500.00	69400.00	69500.00
MOTORCYCLE YAMAHA 100CC.	EACH	80000.00	80000.00	79300.00	79000.00	79300.00	0.00
MOTOR CYCLE HERO 70 CC	EACH	45000.00	43000.00	46000.00	44000.00	45000.00	45500.00
BICYCLE WITH TYRES & TUBES	EACH	9000.00	9000.00	10200.00	9500.00	6825.00	6500.00
TYRE CAR WITH TUBE GENERAL	EACH	3783.33	4000.00	3000.00	4900.00	3650.00	3250.00
TYRE MOTOR CYCLE WITHOUT TUBE	EACH	1483.33	1600.00	1625.00	1175.00	1350.00	1500.00
TYRE CYCLE SPECIFY BRAND NAME	EACH	376.67	500.00	550.00	540.00	325.00	500.00
TYRE CAR W/O TUBE	EACH	3500.00	3550.00	2875.00	4600.00	3600.00	3350.00
PETROL SUPER	LITRE	92.89	92.89	92.89	92.89	92.89	92.89
HIGH SPEED DIESEL HSD	LITRE	111.43	111.43	111.43	111.43	111.43	111.43
CNG	K.G.	114.90	114.90	114.90	116.90	0.00	112.90
GAS CYLINDER STAND. SIZE	EACH	1430.00	1430.00	1450.00	1300.00	1300.00	1100.00
MOTOR CYCLE SERVICE CHARGES	EACH	300.00	300.00	300.00	350.00	300.00	375.00
CAR SERVICE CHARGES	EACH	300.00	300.00	400.00	400.00	400.00	300.00
TYRE PUNCTURE CHARGES	EACH	62.50	50.00	75.00	100.00	50.00	55.00
CYCLE OVERHAULING CHARGES	EACH	350.00	300.00	400.00	600.00	300.00	300.00
CAR TAX FOR 800CC TO 1300CC	YEARLY	1075.00	1075.00	1075.00	1075.00	1075.00	1075.00
TRAIN FARE ECO. 1-100 KM.	P/KM.	2.05	0.00	2.05	2.05	0.00	0.00
TRAIN FARE ECO. 101-500 KM.	P/KM.	1.36	0.00	1.36	1.36	0.00	0.00
TRAIN FARE ECO. > 500 KM.	P/KM.	0.98	0.00	0.98	0.98	0.00	0.00
TRAIN FARE IST SLP. 1-100KM	P/KM.	3.00	0.00	3.00	3.00	0.00	0.00
TRAIN FARE IST SLP.101-500 KM	P/KM.	2.45	0.00	2.45	2.45	0.00	0.00
TRAIN FARE IST SLP. > 500 KM	P/KM.	1.57	0.00	1.57	1.57	0.00	0.00
TRAIN FARE A/C SLP. 1-100KM.	P/KM.	6.20	0.00	6.20	6.20	0.00	0.00
TRAIN FARE A/C SLP.101-500KM	P/KM.	5.54	0.00	5.54	5.54	0.00	0.00
TRAIN FARE A/C SLP > 500KM.	P/KM	4.10	0.00	4.10	4.10	0.00	0.00

Contd.

7.11 Intercity Consumer Prices March, 2019

Description	Unit	Peshawar	Mardan	Abbott- abad	Bannu	D.I. Khan	Mingora
PLATFORM TICKET	EACH	10.00	0.00	10.00	10.00	0.00	0.00
AUTO RICKSHAW FARES	KM/MIN	60.00	60.00	50.00	50.00	50.00	50.00
FULL TONGA CHARGES	KM/MIN	60.00	60.00	60.00	50.00	0.00	0.00
TAXI 4 SEATER FARE	KM/MIN	120.00	120.00	200.00	40.00	150.00	75.00
BUS FARE MIN (WITHIN CITY)	TICKET	10.00	10.00	15.00	11.00	0.00	0.00
BUS FARE MAX (WITHIN CIT	TICKET	25.67	30.00	15.00	20.00	0.00	0.00
BUS FARE OUTSIDE CITY	P/KM.	1.25	1.18	1.52	1.33	1.00	0.98
A/C BUS FARE OUTSIDE CITY	P/KM.	1.61	1.37	2.17	1.66	1.50	1.75
MINIBUS FARE MIN.WITH IN CITY	TICKET	10.00	0.00	0.00	0.00	0.00	0.00
MINIBUS FARE MAX.WITH IN CITY	TICKET	40.00	0.00	10.00	0.00	0.00	10.00
SUZUKI FARE MIN.WITH IN CITY	TICKET	10.00	10.00	15.00	0.00	10.00	10.00
SUZUKI FARE MAXIMUM W.IN CITY	TICKET	30.00	20.00	15.00	0.00	15.00	10.00
AIR FARE ECONOMY CLASS.	P/KM.	16.41	0.00	0.00	0.00	0.00	0.00
POSTAL ENVELOPE DOMESTIC	EACH	8.00	8.00	8.00	8.00	8.00	8.00
ENVELOPE FOR SAUDI ARABIA	EACH	50.00	58.00	50.00	50.00	50.00	50.00
POSTAL REGISTRATION CHARGES	EACH	38.00	38.00	38.00	38.00	28.00	38.00
U.M.S. REG CHARGES MIN.	EACH	58.67	58.00	59.00	59.00	60.00	59.00
T.C.S. CH. MIN.WITH IN ZONE	EACH	200.00	200.00	200.00	200.00	200.00	200.00
TELEPHONE CHARGES LOCAL CALL	P/CALL	4.65	4.65	4.65	4.65	4.65	4.65
TEL CHARGES OUT SIDE CITY	P/CALL	4.65	4.65	4.65	4.65	4.65	4.65
INTERNET CHARGES	P/HOUR	40.00	30.00	50.00	50.00	42.50	40.00
MOBILE CELL CHARGES	P/UNIT	2.88	2.88	4.00	2.88	2.50	2.50
FAX CHARGES (LOCAL)	P/PAGE	20.00	30.00	30.00	15.00	15.00	10.00
TELEPHONE SET AV. QLTY	EACH	1200.00	1250.00	2000.00	1150.00	2250.00	1000.00
MOBILE SET NOKIA/SONY/ERICSON/SAMSUNG WITHOUT CAMERA	EACH	3233.33	3300.00	3150.00	3000.00	2250.00	2500.00
T.V. 20" COLORED WEGA H-A21.	EACH	29000.00	21000.00	20000.00	24000.00	20000.00	31000.00
T.V 20" COLOR CHINA/KORIA)	EACH	9333.33	15000.00	8000.00	11500.00	9550.00	10000.00
V.C.P. PANASONIC/LG/NAT	EACH	4000.00	0.00	6500.00	6750.00	5000.00	0.00
DVD/VCD PLAYER PANASONIC/LG	EACH	3066.67	4000.00	6800.00	1950.00	5500.00	1850.00
RADIO WITH C.PLAYER NATIONAL	EACH	2650.00	2650.00	2500.00	2600.00	1900.00	1450.00
PERSONNEL COMPUTER (BRANDED)	EACH	55000.00	48800.00	43000.00	50000.00	41500.00	34500.00
VID. CASSETTE BLK. TDK/SONY	EACH	100.00	100.00	55.00	110.00	100.00	125.00
COM. C.D. (TDK/IMATION)	EACH	40.00	40.00	55.00	65.00	50.00	20.00
TAPE RECORDER CASSETTE BLANK	EACH	30.00	30.00	60.00	25.00	42.50	70.00
VIDEO GAME SEGA 16 BYTE	EACH	1250.00	1250.00	1800.00	1500.00	1475.00	0.00
CINEMA A/C. HIGH CLASS	TICKET	100.00	100.00	0.00	0.00	0.00	0.00
CINEMA NON-A/C HIGH CLASS	TICKET	100.00	100.00	30.00	40.00	50.00	200.00
CABLE CHARGES	P/MONTH	200.00	300.00	300.00	300.00	300.00	300.00
TV.LICENCE FEE DOMESTIC	YEARLY	420.00	420.00	420.00	420.00	420.00	420.00
ENGLISH BOOK CLASS V1	EACH	77.67	75.00	83.00	75.00	75.00	75.00
ENGLISH BOOK CLASS IX OR X	EACH	67.67	68.00	68.00	62.00	68.00	69.00
ENG. BOOK IST.YR COMPLETE SET	EACH	82.00	76.00	94.00	76.00	76.00	94.00
ENGLISH BOOK BA/B.SC	EACH	105.00	105.00	105.00	105.00	105.00	105.00
URDU BOOK CLASS V (T.B.BORD)	EACH	76.00	76.00	76.00	76.00	76.00	76.00
URDU BOOK CLASS IX/X(T.B.B)	EACH	61.33	58.50	69.00	62.00	62.00	67.00
URDU BOOK IST.YEAR/INTER	EACH	81.00	81.00	99.00	81.00	81.00	100.00
URDU BOOK BA/B.SC	EACH	240.00	270.00	160.00	160.00	240.00	160.00
MATHS BOOK CALSS V (T.B.B)	EACH	105.00	105.00	101.00	99.00	105.00	101.00
MATHS BOOK CLASS IX OR X	EACH	113.50	112.00	136.00	115.00	112.00	112.00
MATHS BOOK IST.YEAR (T.B.B)	EACH	212.00	212.00	212.00	212.00	212.00	215.00
PAKISTAN STUDIES BOOK BA/B.SC	EACH	125.00	125.50	125.00	125.00	125.00	125.00
DAILY "DAWN"	P/COPY	22.00	22.00	22.00	22.00	22.00	22.00
DAILY "JANG"	P/COPY	20.00	20.00	20.00	20.00	20.00	20.00
DAILY "NAWA-E-WAQT"	P/COPY	20.00	20.00	20.00	20.00	20.00	20.00
WEEKLY "AKHBAR-E-JAHAN"	P/COPY	60.00	60.00	60.00	60.00	60.00	60.00
WEEKLY "MAG"	P/COPY	50.00	50.00	50.00	50.00	50.00	50.00
MONTHLY "NAUNEHAL DIGEST"	P/COPY	35.00	35.00	35.00	35.00	35.00	35.00
PAPER FOOLSCAPE (27"x17")	QUIRE	26.67	20.00	30.00	50.00	47.50	30.00
EXERCISE.BOOK LINED 80/100 PGS	EACH	77.50	60.00	70.00	90.00	45.00	65.00
PENCILGOLDFISH/DEER	EACH	10.00	7.00	7.00	8.00	7.00	10.00
PEN INK DOLLOR 57 ML BOTTLE	EACH	26.67	20.00	25.00	25.00	20.00	20.00

Contd.

7.11 Intercity Consumer Prices March, 2019

Description	Unit	Peshawar	Mardan	Abbott- abad	Bannu	D.I. Khan	Mingora
PHOTOSTATE PAPER 70 GM	PRT	460.00	480.00	470.00	350.00	355.00	450.00
BALL PEN (local)	EACH	6.33	10.00	8.50	10.00	5.00	10.00
FOUNTAIN PEN HERO/WINGS/CHINA	EACH	40.00	50.00	50.00	50.00	40.00	50.00
PRIVATE SCHOOL FEE ENGLISH MEDIUM AVERAGE STANDARD (CLASS I)	P/MONTH	2500.00	2200.00	3200.00	575.00	650.00	1000.00
PRIVATE SCHOOL FEE ENGLISH MEDIUM AVERAGE STANDARD (CLASS V)	P/MONTH	2633.33	2600.00	3600.00	775.00	850.00	1500.00
PRIVATE SCHOOL FEE ENGLISH MEDIUM AVERAGE STANDARD (CLASS VI)	P/MONTH	2633.33	2600.00	3700.00	825.00	1000.00	2500.00
PRIVATE SCHOOL FEE ENGLISH MEDIUM AVERAGE STANDARD (CLASS X)	P/MONTH	2633.33	3000.00	4100.00	1050.00	1800.00	3000.00
PRIVATE MEDICL COLLEGE FEE MBBS (1ST YEAR)	P/MONTH	53500.00	0.00	66666.00	0.00	0.00	0.00
PRIVATE ENGINEERING COLLEGE FEE (ISTR YEAR)	P/MONTH	15000.00	15000.00	0.00	0.00	0.00	0.00
GOVT. COLLEGE FEE 1ST. YEAR	MONTH	45.83	45.83	46.00	45.83	45.83	45.83
GOVT. COLLEGE FEE 4TH. YEAR	MONTH	53.83	54.75	75.00	79.16	50.00	50.00
GOVT. UNIVERSITY FEE MSC.	MONTH	2500.00	2500.00	166.00	1786.00	2700.00	1925.00
GOVT. MED. COLLEGE FEE MBBS	MONTH	641.67	641.67	940.00	641.67	4942.50	939.58
GOVT. ENGG. COLL. FEE 1 YEAR	MONTH	595.83	595.83	0.00	655.41	595.83	0.00
COACHING FEE FOR CLASS IX/X	P/MONTH	2500.00	2500.00	900.00	1000.00	1000.00	3000.00
COACHING CHARGES FOR CLASS 1ST YEAR/INTER (SCIENCE)	P/MONTH	3000.00	3000.00	1100.00	1200.00	1100.00	6000.00
COACHING CHARGES FOR CLASS 1ST YEAR/INTER (COMMERCE)	P/MONTH	3000.00	3000.00	1100.00	1000.00	1000.00	950.00
I.T. TUITION FEES	P/MONTH	8667.00	6000.00	4166.00	3000.00	3833.33	0.00
MBA TUITION FEES	P/MONTH	7500.00	6000.00	5000.00	3500.00	3666.67	0.00
BREAD TANDOORI ST. SIZE	EACH	10.00	10.00	10.00	10.00	6.00	10.00
COOKED MUTTON (AV. HOTEL)	PLATE	183.33	120.00	200.00	160.00	140.00	185.00
COOKED BEEF (AV. HOTEL)	PLATE	120.00	100.00	85.00	105.00	100.00	130.00
COOKED DAL (AV. HOTEL)	PLATE	60.00	60.00	70.00	50.00	70.00	65.00
CHICKEN BIRYANI FULL/DOUBLE	PLATE	120.00	140.00	150.00	120.00	145.00	190.00
TEA PREPARED (ORDINARY)	CUP	15.00	20.00	20.00	20.00	15.00	20.00
HAIRCUT CHARGES FOR MEN	P/CUT	141.67	115.00	90.00	90.00	55.00	90.00
BEAUTY PORL HAIR STYL CHARGE	P/STY.	225.00	225.00	600.00	200.00	140.00	450.00
SHAVING CHARGES	PER SHV	80.00	80.00	50.00	50.00	32.50	60.00
LIPSTICK S.MISS/MEDORA	EACH	130.00	125.00	125.00	120.00	100.00	60.00
NAIL POLISH S.MISS/MEDORA	EACH	106.67	130.00	125.00	120.00	100.00	85.00
PERFUME MED.SIZE MEDORA/BROACH	EACH	220.00	230.00	240.00	200.00	220.00	216.67
HAIR-OIL AMLA/CHAMBELI	BOTTLE	150.00	170.00	180.00	190.00	95.00	215.00
TOILET SOAP LUX 95 GRAMS	EACH	52.00	50.00	60.00	53.00	46.00	55.00
TOILET SOAP LIFEBOUY 140 GRM	EACH	40.00	50.00	50.00	49.00	50.00	50.00
TOILET SOAP SAFEGUARD BATH SIZE	EACH	54.33	55.00	50.00	53.00	55.00	48.00
TOOTHPASTE MACKLINES 70 GRM	EACH	50.00	50.00	50.00	50.00	50.00	50.00
TOOTHPAST MED SIZE CLGATE 70 GMS	EACH	75.00	80.00	84.00	70.00	88.00	75.00
TOOTHBRUSH SHEILD A/PLAUQUE	EACH	45.83	50.00	45.00	34.00	37.50	40.00
TOOTHPOWDER DENTONIC 90 GRM	EACH	50.00	55.00	35.00	30.00	25.00	35.00
HAIR-COLOUR BEGIN (6 GMS)	EACH	110.00	130.00	130.00	130.00	95.00	110.00
HAIR COLOUR (KALAKOLA)	BOTTLE	130.00	145.00	130.00	120.00	130.00	140.00
FACECREAM PONDS (MEDIUM)	EACH	130.00	130.00	130.00	130.00	135.00	130.00
TALC POWDER VICE ROAY,B.CAT	EACH	200.00	175.00	185.00	137.50	110.00	110.00
BLADE TREET ORDINARY 10'S	PKT.	33.33	40.00	50.00	30.00	35.00	40.00
BLADE 7-O-CLOCK STAIN. 5'S	PKT.	35.00	40.00	40.00	30.00	35.00	40.00
SHAMPOO SUNSILK/PAINTIN 100 ML	BOTTLE	100.00	100.00	100.00	100.00	100.00	100.00
BEAUTY CREAM (FAIR & LOVELY)	EACH	75.00	85.00	225.00	75.00	230.00	115.00
HAIR REMOVING CREAM (EU-CREAM)	TUBE	100.00	100.00	75.00	75.00	60.00	85.00
GEL MEDIUM SIZE	BOTTLE	126.67	200.00	190.00	70.00	152.50	150.00
DISPOSABLE RAZOR GILLET-II	EACH	50.00	50.00	45.00	40.00	40.00	50.00
SHAVING CREAM TOUCH-ME/ADM.	EACH	80.00	70.00	85.00	65.00	77.50	60.00
GOLD TEZABI 24 CT	10 GM.	59167.00	59167.00	57613.00	56666.00	57100.00	59330.00
SILVER TEZABI 24 CT	10 GM.	694.67	667.00	754.00	750.00	616.50	750.00
ARTIFICIAL JEWELLARY SET	SET	1216.67	900.00	750.00	1400.00	300.00	2750.00
WRIST WATCH GENTS CITIZEN (ORIGINAL) ***	EACH	4333.33	6000.00	2000.00	2500.00	2500.00	4000.00
WRIST WATCH LADIES CITIZEN (ORIGINAL) ***	EACH	4333.33	6000.00	1750.00	2500.00	2500.00	3500.00
WALL CLOCK QUARTZ AV.QLTY	EACH	1450.00	1500.00	525.00	650.00	280.00	850.00
SUITCASE REXIN (24"x16"x6")	EACH	758.33	650.00	1800.00	1125.00	800.00	950.00
TRUNK MEDIUM SIZE ***	EACH	1866.67	1900.00	1200.00	2200.00	1500.00	4000.00
PURSE LADIES (LEATHER) AVERAGE QUALITY	EACH	1400.00	950.00	1500.00	1100.00	500.00	1000.00

7.11 Intercity Consumer Prices March, 2019

Description	Unit	Quetta	Turbat	Gawadar	Loralai	Khuzdar	D.M. Jamali
WHEAT	10 KG.	360.00	435.00	430.00	400.00	350.00	345.00
WHEAT FLOUR FINE/SUPERIOR.	KG.	52.00	50.00	50.00	45.00	45.00	40.00
WHEAT FLOUR AVG. QLTY	KG.	50.00	46.00	45.50	42.00	40.00	38.00
WHEAT FLOUR BAG	10 KG.	420.00	457.50	450.00	390.00	390.00	380.00
MAIDA	KG.	60.00	78.00	78.00	60.00	50.00	55.00
SUJI	KG.	60.00	79.00	82.00	60.00	65.00	70.00
BESAN AV. QLTY.	KG.	145.00	165.00	165.00	160.00	110.00	120.00
RICE BASMATI SUP. QLTY.	KG.	175.00	180.00	170.00	150.00	135.00	150.00
RICE BASMATI 385/386	KG.	90.00	92.00	91.00	100.00	85.00	77.50
RICE BASMATI BROKEN AV.QLTY	KG.	95.00	75.00	75.00	70.00	75.00	57.50
RICE IRRRI-6 (SINDH/PUNJAB)	KG.	70.00	53.00	55.00	50.00	53.75	52.50
VERMICELLI	KG.	80.00	88.00	90.00	100.00	90.00	75.00
BREAD PLAIN MEDIUM SIZE	EACH	40.00	39.00	35.00	40.00	40.00	40.00
RUSK (PAPAY)	KG.	145.00	175.00	190.00	160.00	160.00	140.00
BISCUITS-PACKED	PKT	45.00	40.00	40.00	40.00	40.00	40.00
BISCUIT-BAKERY (LOOSE)	250 GM	55.00	78.00	78.00	80.00	80.00	70.00
CORNFLAKS FAUJI 225 GM.	PKT	200.00	154.00	154.00	120.00	230.00	200.00
SAMOSA (VEGATABLE)	EACH	12.00	10.00	10.00	15.00	15.00	10.00
PASTRY AV.QLTY.	EACH	27.50	25.00	25.00	30.00	17.00	20.00
PATTIES (VEGATABLES)	EACH	30.00	25.00	25.00	30.00	15.00	30.00
NIMCO	250 GM	55.00	80.00	90.00	60.00	80.00	80.00
CHIPS	250 GM	55.00	80.00	80.00	60.00	85.00	65.00
BEEF WITH BONE AV.QLTY.	KG	380.00	470.00	500.00	350.00	395.00	350.00
MUTTON AV.QLTY.	KG	775.00	900.00	850.00	700.00	750.00	750.00
CHICKEN FARM BROILER (LIVE)	KG	205.00	240.00	260.00	200.00	227.50	187.50
FISH-RAHU MEDIUM SIZE	KG	350.00	355.00	335.00	330.00	287.50	325.00
MILK FRESH (UNBOILED)	LTR.	100.00	120.00	120.00	97.50	95.00	95.00
CURD	KG.	110.00	130.00	142.50	100.00	90.00	120.00
MILK TETRA PACK 1/2 LTR.	PKT.	60.00	61.00	60.00	70.00	65.00	50.00
LACTOGEN 400 GRAMS	PKT.	500.00	505.00	505.00	480.00	500.00	500.00
POWDER MILK NIDO 400GM.	PKT	400.00	450.00	450.00	450.00	400.00	400.00
MILK POWDER LOOSE/PACKED	KG.	400.00	500.00	500.00	500.00	800.00	600.00
BUTTER LOCAL PACKED	50 GM.	30.00	35.00	30.00	25.00	30.00	37.50
EGGS FARM	DOZ	135.00	130.00	135.00	120.00	122.50	115.00
MUSTARD OIL AV.QLTY.	KG.	200.00	190.00	190.00	260.00	195.00	360.00
COOKING OIL (DALDA)	2.5LTR	520.00	450.00	450.00	510.00	475.00	475.00
COOKING OIL (PAKWAN) OTHER BRAND SPECIFY	2.5 LTR	495.00	450.00	450.00	430.00	455.00	485.00
VEGETABLE GHEE TIN	2.5KG.	490.00	450.00	450.00	430.00	440.00	500.00
VEGETABLE GHEE (LOOSE)	KG.	195.00	170.00	165.00	180.00	125.00	191.00
DATES AV.QLTY.	KG.	270.00	105.00	115.00	200.00	150.00	145.00
PISTACHIO AV.QLTY.	50 GM.	75.00	60.00	60.00	60.00	100.00	85.00
ALMONDS WHOLE AV.QLTY.	KG.	800.00	660.00	665.00	800.00	925.00	825.00
COCONUT DRY AV.QLTY.	KG.	370.00	320.00	315.00	450.00	550.00	525.00
RAISINS AV.QLTY.	50 GM.	35.00	30.00	30.00	20.00	50.00	27.50
GROUNDNUTS (WITH SHELL)	KG.	250.00	200.00	190.00	280.00	230.00	290.00
MALTA/MOSAMBI	DOZ	97.50	165.00	170.00	155.00	75.00	133.50
KINNU	DOZ	77.50	175.00	175.00	120.00	0.00	200.00
APPLE	KG	150.00	120.00	130.00	100.00	122.50	140.00
ALOO BUKHARA	KG	0.00	0.00	0.00	0.00	0.00	0.00
POMEGRANATE (ANNAR)	KG	0.00	0.00	0.00	0.00	0.00	0.00
GRAPES	KG	0.00	0.00	0.00	0.00	0.00	0.00
BANANAS	DOZ	67.50	75.00	80.00	80.00	85.00	75.00
MANGO KALMI	KG	0.00	0.00	0.00	0.00	0.00	0.00
GUAVA	KG	87.50	95.00	95.00	93.33	85.00	65.00
WATERMELON (TURBOOZ)	KG	0.00	0.00	0.00	0.00	0.00	0.00
MUSKMELON (KHARBOOZA)	KG	0.00	0.00	0.00	0.00	0.00	0.00
SWEETMELON (GARMA)	KG	0.00	0.00	0.00	0.00	0.00	0.00
PULSE MASOOR (WHOLE)	KG.	140.00	125.00	130.00	120.00	120.00	120.00
PULSE MASOOR (WASHED)	KG.	135.00	120.00	125.00	120.00	122.50	140.00
PULSE MOONG (WASHED)	KG.	150.00	140.00	140.00	120.00	117.50	200.00
PULSE MASH (WASHED)	KG.	180.00	180.00	180.00	180.00	180.00	165.00

Contd.

7.11 Intercity Consumer Prices March, 2019

Description	Unit	Quetta	Turbat	Gawadar	Loralai	Khuzdar	D.M. Jamali
PULSE GRAM	KG.	150.00	155.00	150.00	130.00	135.00	160.00
GRAM WHOLE BLACK AV QLTY.	KG.	160.00	160.00	160.00	160.00	177.50	110.00
GRAM WHOLE YELLOW AV.QLTY	KG.	180.00	180.00	180.00	180.00	220.00	220.00
BEANS (LAL LOBIA)	KG.	160.00	135.00	140.00	160.00	180.00	180.00
POTATOES	KG	25.00	30.00	30.00	20.00	22.50	12.50
ONION	KG	30.00	30.00	35.00	25.00	30.00	30.00
TURNIP	KG	27.50	50.00	50.00	30.00	32.50	20.00
RADISH	KG	27.50	50.00	65.00	30.00	40.00	12.50
TOMATOES	KG	110.00	125.00	135.00	120.00	117.50	110.00
CABBAGE	KG	37.50	65.00	80.00	50.00	40.00	35.00
CAULIFLOWER	KG	57.50	75.00	85.00	50.00	42.50	45.00
BRINJAL	KG	47.50	75.00	75.00	50.00	38.75	55.00
PUMPKIN	KG	0.00	0.00	0.00	0.00	0.00	0.00
BOTTLEGOURD	KG	0.00	0.00	0.00	0.00	0.00	0.00
LADY FINGER	KG	0.00	0.00	0.00	0.00	0.00	0.00
PEAS	KG	57.50	95.00	90.00	70.00	82.50	65.00
SPINACH	KG	17.50	30.00	40.00	30.00	20.00	27.50
TINDA	KG	0.00	0.00	0.00	0.00	0.00	0.00
TURAI	KG	0.00	0.00	0.00	0.00	0.00	0.00
KARAILA	KG	0.00	0.00	0.00	0.00	0.00	0.00
ARVI	KG	0.00	0.00	0.00	0.00	0.00	0.00
CHILLIES GREEN	KG	102.50	125.00	120.00	315.00	145.00	130.00
CARROT	KG	27.50	65.00	80.00	40.00	35.00	17.50
CUCUMBER (KHEERA)	KG	47.50	85.00	90.00	60.00	80.00	75.00
LEMON	250GM	27.50	60.00	65.00	50.00	50.00	55.00
SUGAR REFINED	KG.	63.00	70.00	71.00	60.00	60.00	60.00
GUR AV.QLTY	KG.	95.00	110.00	100.00	85.00	87.50	85.00
HONEY LANGANESE 500 GM.	BOTTLE	1050.00	680.00	690.00	800.00	800.00	800.00
MILO 200 GM.	BOTTLE	200.00	220.00	220.00	220.00	220.00	220.00
CUSTARD POWDER RAFHAN 300 GM.	PKT	85.00	85.00	85.00	80.00	80.00	80.00
TOFFEE (HILAL)	EACH	1.00	2.00	2.00	1.00	1.00	2.00
CHOWKELATE CANDY (SMALL SIZE)	EACH	5.00	10.00	10.00	5.00	5.00	5.00
SWEETMEAT (MIXED)	KG	450.00	380.00	365.00	290.00	295.00	350.00
ICE CREAM WALLS	CUP.	40.00	60.00	60.00	50.00	40.00	45.00
ICE	KG	15.00	10.00	15.00	10.00	10.00	10.00
JAM AHMED/MITCHELLES	BOTTLE	140.00	160.00	160.00	130.00	190.00	147.50
SQUASH-MITCHELLES	BOTTLE	180.00	165.00	175.00	165.00	170.00	150.00
ROOH AFZA	BOTTLE	200.00	195.00	190.00	190.00	180.00	200.00
JAM-E-SHIREEN	BOTTLE	200.00	190.00	190.00	190.00	180.00	200.00
SAUNF	50 GM	30.00	20.00	20.00	20.00	30.00	15.00
CINAMON LOOSE AV. QLTY	50 GM.	22.50	30.00	30.00	50.00	150.00	22.50
CUMINSEED WHITE NATIONAL	50 GM.	70.00	60.00	60.00	70.00	80.00	70.00
PEPPER BLACK NATIONAL	50 GM.	120.00	100.00	95.00	110.00	110.00	110.00
CLOVES LOOSE AV.QLTY	50 GM.	90.00	36.00	30.00	120.00	110.00	130.00
CARDAMOM LARGE LOOSE AV.QLTY	50 GM.	150.00	170.00	160.00	120.00	210.00	115.00
CARDAMOM SMALL AV.QLTY	50 GM.	185.00	90.00	80.00	100.00	190.00	105.00
SALT-POWDERED (LAHORI) LOOSE	KG.	10.00	15.00	15.00	10.00	10.00	10.00
SALT POWDERED (NATIONAL/SHAN)	PKT	30.00	30.00	30.00	25.00	25.00	30.00
CHILLIES POWD.NATIONAL 200GM	PKT	150.00	120.00	120.00	120.00	150.00	120.00
CHILLIES POWDER LOOS	KG.	370.00	450.00	450.00	400.00	290.00	310.00
CORRIANDER SEED POWD.NATIONAL	PKT	116.00	110.00	85.00	116.00	120.00	104.00
CORRIANDER SEED (LOOSE)	KG.	240.00	175.00	165.00	240.00	300.00	210.00
TURMERIC POWD.NATIONAL 50GM	PKT.	60.00	55.00	60.00	40.00	40.00	40.00
CURRY POWD. NATIONAL 200 GM	PKT.	100.00	90.00	90.00	87.00	104.00	87.00
TOMATO KETCHUP AHMED/MITCHL	BOTTLE	100.00	105.00	105.00	90.00	100.00	100.00
PICKLES AHMED/MITCHELLES	BOTTLE	120.00	120.00	120.00	130.00	130.00	120.00
VINEGAR SYNTHETIC (SIRKA)	BOTTLE	90.00	70.00	70.00	55.00	60.00	80.00
GARLIC	KG	180.00	225.00	210.00	200.00	200.00	190.00
GINGER	KG	200.00	230.00	220.00	320.00	200.00	250.00
TAPAL DANEDAR TEA 200GM PACKET	PKT	194.73	200.00	195.00	195.00	185.00	185.00
TEA LIPTON YELLOW LABEL 200GM.	PKT.	221.05	200.00	195.00	195.00	194.73	194.73

Contd.

7.11 Intercity Consumer Prices March, 2019

Description	Unit	Quetta	Turbat	Gawadar	Loralai	Khuzdar	D.M. Jamali
TEA LOOSE KENYA AV.QLTY 250GM.	PKT.	155.00	180.00	190.00	155.00	170.00	155.00
COFFEE-NESCAFE 75 GM. **	BOTTLE	400.00	450.00	440.00	280.00	270.00	270.00
COLD DRINK (STANDARD SIZ)	BOTTLE	25.00	30.00	30.00	27.50	25.00	25.00
FRUIT JUICE TETRA PACK	PKT.	30.00	30.00	30.00	30.00	20.00	20.00
MINERAL WATER NESTLE 1.5 LTR	BOTTLE	60.00	50.00	50.00	50.00	55.00	50.00
CIGARETTES K-2 10'S **	PKT	50.00	60.00	60.00	60.00	60.00	60.00
CIGARETTES CAPSTAN 10'S **	PKT	70.00	70.00	70.00	60.00	70.00	70.00
CIGARETTES GOLD LEAF 20'S	PKT	160.00	160.00	160.00	155.00	160.00	155.00
CIGARETTES MORVEN GOLD 20'S	PKT	70.00	70.00	70.00	60.00	50.00	62.50
BETEL LEAVES	50GM.	50.00	25.00	25.00	80.00	70.00	105.00
BETEL NUTS	KG.	1500.00	2000.00	2000.00	1200.00	2000.00	2750.00
LONG CLOTH 57" GUL AHMED/AL-KARAM	METER	210.00	230.00	230.00	345.00	250.00	225.00
SHIRTING AV.QLTY.	METER	150.00	150.00	160.00	245.00	200.00	155.00
PANT CLOTH W & WEAR AV.QLTY	METER	400.00	650.00	300.00	370.00	200.00	200.00
LAWN PRINTED GUL AHMED/AL-KARAM	METER	200.00	210.00	200.00	320.00	250.00	225.00
GEORGETTE AV.QLTY	METER	105.00	100.00	90.00	180.00	150.00	70.00
LINEN AV.QLTY ***	METER	100.00	75.00	80.00	180.00	160.00	100.00
HEAVY WT SUITING LAWERNCPUR AVG QLTY	METER	1100.00	1100.00	1100.00	1000.00	1100.00	900.00
HEAVY WT SUITING LAWERNCPUR SUP QLTY	METER	1300.00	1300.00	1300.00	1500.00	1300.00	1300.00
TROPICAL SUITING LAW.PUR	METER	950.00	950.00	950.00	1000.00	950.00	950.00
PANT BOY 24"/26" LENGTH.	EACH	600.00	400.00	400.00	500.00	1100.00	425.00
SHIRT BOY 24"/26" LENGTH	EACH	400.00	350.00	350.00	300.00	950.00	425.00
SCHOOL UNI. PANT,SHIRT BOYS	SUIT	1300.00	1200.00	1200.00	675.00	1150.00	900.00
SCHOOL UNI. KAMEEZ,SHAL.BOYS	SUIT	1300.00	1200.00	1150.00	1000.00	1150.00	750.00
SCHOOL UNI. KAMEEZ,SHAL.GIRL	SUIT	1400.00	1200.00	1200.00	850.00	1150.00	750.00
FROCK W/WEAR GIRLS	EACH	700.00	400.00	400.00	800.00	1100.00	700.00
AWAMI-SUIT W & W(BOY) 24"/26	SUIT	800.00	1000.00	1000.00	750.00	687.50	750.00
AWAMI-SUIT W&W (GENTS)AV.QLTY	SUIT	700.00	900.00	900.00	950.00	850.00	1100.00
PULLOVER GENTS OXFORD/BON.	EACH	3250.00	2100.00	2000.00	2800.00	2000.00	2250.00
PULLOVER LADIES OXFORD/BON.	EACH	3350.00	2150.00	2175.00	3000.00	2750.00	2750.00
PULLOVER (GENTS) OTHERS A.QTY	EACH	800.00	650.00	700.00	1350.00	950.00	2000.00
SECOND-HAND COAT FOR MEN	EACH	300.00	400.00	365.00	275.00	250.00	325.00
SECONDHAND SWEETER FOR MEN DUP QLTY	EACH	350.00	410.00	370.00	350.00	220.00	200.00
SECONDHAND WINTER JACKET	EACH	325.00	450.00	350.00	170.00	300.00	275.00
UNDERWEAR AV.QLTY MEDIUM SIZE	EACH	90.00	120.00	120.00	150.00	200.00	65.00
VEST FOR MEN AV.QLTY.	EACH	100.00	140.00	140.00	130.00	200.00	130.00
VEST/SHAMEEZ (WOMEN) AVG. QLTY	EACH	130.00	195.00	200.00	115.00	250.00	100.00
SOCKS NYLON (PAKISTANI)	PAIR	90.00	120.00	130.00	75.00	80.00	70.00
BRASSIER AV.QLTY.	EACH	250.00	120.00	120.00	200.00	200.00	130.00
BRASSIER SUP QLTY	EACH	450.00	242.50	255.00	425.00	500.00	212.50
DOPATTA GEORGETTE AV.QLTY.	EACH	225.00	400.00	390.00	300.00	330.00	190.00
DOPATTA COTTON AV GLTY	EACH	350.00	245.00	250.00	260.00	350.00	140.00
CHADDAR (W/WEAR) (2x2.5 MTR)	EACH	400.00	380.00	400.00	490.00	400.00	525.00
LUNGI/DHOTI(COTTON) AVG. QLTY	EACH	250.00	320.00	320.00	450.00	360.00	275.00
HANDKERCHIEF AVG. QLTY PAK	EACH	30.00	50.00	50.00	45.00	70.00	45.00
HANDKERCHIEF SUP. QLTY PAK	EACH	50.00	70.00	70.00	95.00	90.00	65.00
GLOVES AV QLTY	PAIR	90.00	95.00	95.00	60.00	300.00	45.00
AZARBAND COTTON AVG. QLTY	EACH	17.50	20.00	20.00	15.00	20.00	47.50
SEWING THREAD/REEL(ASLI PARI)	EACH	6.50	8.00	8.00	7.00	8.00	6.50
WASHING CHARGES PAINT & SHIRT	SUIT	75.00	70.00	100.00	175.00	160.00	100.00
DRY CLEANING SUIT COAT PANT	SUIT	450.00	350.00	350.00	400.00	350.00	155.00
WASHING CH. (KAMIZ-SHALWAR)	PAIR	70.00	60.00	70.00	100.00	80.00	65.00
TAILORING SHIRT	EACH	400.00	350.00	350.00	350.00	300.00	375.00
TAILORING CHARGES PANT (MEN)	EACH	425.00	600.00	600.00	400.00	375.00	700.00
TAILORING COAT-PANT SUIT	SUIT	3250.00	3250.00	4000.00	3500.00	3250.00	4000.00
TAILORING AWAMI-SUIT (MALE)	SUIT	750.00	600.00	650.00	675.00	550.00	475.00
TAILORING SUIT FEMALE	SUIT	600.00	500.00	600.00	575.00	600.00	500.00
GENTS SHOES PAUL BATA	PAIR	1199.00	1199.00	1199.00	1199.00	1199.00	1199.00
GENTS SANDAL BATA	PAIR	699.00	699.00	699.00	699.00	699.00	699.00
GENTS SPOUNG CHAPPAL BATA	PAIR	199.00	199.00	199.00	199.00	199.00	199.00
LADIES SANDAL BATA	PAIR	599.00	599.00	599.00	599.00	599.00	599.00

Contd.

7.11 Intercity Consumer Prices March, 2019

Description	Unit	Quetta	Turbat	Gawadar	Loralai	Khuzdar	D.M. Jamali
LADIES SPOUNG CHAPPAL BATA	PAIR	199.00	199.00	199.00	199.00	199.00	199.00
CHILD SHOE POWER LITE BATA	PAIR	699.00	699.00	699.00	699.00	699.00	699.00
GENTS SHOE, ART 1109 SERVICE	PAIR	999.00	999.00	999.00	999.00	999.00	999.00
NYLON JOGGER 27 SIZE 2-5 ***	PAIR	1399.00	1399.00	1399.00	1399.00	1399.00	1399.00
CHINA FOOT WEAR AV. QLTY (MALE) *	PAIR	475.00	900.00	1350.00	1000.00	250.00	750.00
CHINA FOOT WEAR AV. QLTY (FEMALE) *	PAIR	300.00	600.00	600.00	350.00	250.00	550.00
CHINA FOOT WEAR AV. QLTY (CHILDREN) *	PAIR	285.00	550.00	550.00	300.00	250.00	400.00
SHOE REPAIR HALF SOLE	PAIR	90.00	120.00	150.00	95.00	90.00	110.00
SHOES POLISH CHARGES AVERAGE SHOP	PAIR	30.00	35.00	35.00	25.00	20.00	20.00
HOUSE RENT (combined)	MONTH	13612.00	8057.00	8643.00	5236.00	2197.00	3967.00
rent 2	pm	13612.00	8057.00	8643.00	5236.00	2197.00	3967.00
RENT3	PM	13612.00	8057.00	8643.00	5236.00	2197.00	3967.00
RENT4	PM	13612.00	8057.00	8643.00	5236.00	2197.00	3967.00
RENT5	PM	13612.00	8057.00	8643.00	5236.00	2197.00	3967.00
RENT6	PM	13612.00	8057.00	8643.00	5236.00	2197.00	3967.00
SYNTHETIC ENEMAL ROBIALAC BALTI 3.64 LTR.	EACH	2250.00	2450.00	2500.00	1900.00	1800.00	1800.00
SYNTHETIC ENEMAL ICI BALTI 3.64 LTR.	EACH	1875.00	2750.00	2750.00	2000.00	1900.00	2000.00
CEMENT (LOCAL) SPECIFY BRAND NAME	BAG	620.00	580.00	580.00	630.00	545.00	575.00
BRICKS (NEW) IST CLASS	P/1000	6250.00	0.00	0.00	10000.00	8500.00	6250.00
CEMENT BLOCKS (6"x8"x12")	P/100	0.00	2600.00	2500.00	2600.00	2100.00	0.00
BAJREE	100CFT	4250.00	3250.00	3750.00	2500.00	5000.00	2450.00
SAND (BLACK PIT SAND)	K100CFT	3250.00	2750.00	3000.00	3600.00	2200.00	2500.00
TIMBER SHESHAM LOG IST QUALITY	cubmt.	55582.00	0.00	0.00	0.00	0.00	0.00
IRON BAR (M.S. BAR) 1/2"	P/TON	94000.00	98250.00	100000.00	105000.00	97000.00	95500.00
CARPANTER WAGE RATE	P/DAY	1100.00	1100.00	1200.00	1350.00	1400.00	700.00
MASON (RAJ) WAGE RATE	P/DAY	1400.00	1700.00	1700.00	1450.00	1200.00	950.00
UNSKILLED LABOUR WAGE RATE	P/DAY	900.00	750.00	750.00	700.00	650.00	475.00
PLUMBER WAGE RSTE	P/DAY	1000.00	1200.00	1200.00	1150.00	1400.00	950.00
ELECTICIAN WAGE RATE PER DAY **	P/DAY	950.00	1200.00	1200.00	950.00	0.00	600.00
ELECTICIAN WAGE RATE PER POINT **	P/PNT	170.00	130.00	130.00	135.00	135.00	145.00
WATER CHARGES PER HOUSE	P/MONTH	125.00	300.00	500.00	0.00	190.00	450.00
ELECT.CHARGES UPTO 50 UNITS	P/UNIT	2.00	2.00	2.00	2.00	2.00	2.00
ELECT.CHARGES 01 - 100 UNIT	P/UNIT	6.22	6.22	6.22	6.22	6.22	6.22
ELECT.CHARGES 101 - 300 UNIT	P/UNIT	9.59	9.59	9.59	9.59	9.55	9.59
ELECT.CHARGES 301 - 1000 UNIT	P/UNIT	18.03	18.03	18.03	18.03	18.03	18.03
ELECT.CHARGES ABOVE 1000 UNIT	P/UNIT	21.13	21.13	21.13	21.13	21.13	21.13
ELEC	PM	11.39	11.39	11.39	11.39	11.39	11.39
GAS CHRg upto 3.3719 MMBUT	MMBTU	145.08	0.00	0.00	0.00	0.00	145.08
GAS CHRg 3.3719 - 6.7438 MMBUT	MMBTU	308.88	0.00	0.00	0.00	0.00	308.88
GAS CHRg 6.7438 - 10.1157 MMBUT	MMBTU	321.75	0.00	0.00	0.00	0.00	321.75
GAS CHRg10.1157 - 13.4876 MMBUT	MMBTU	1310.40	0.00	0.00	0.00	0.00	1310.40
GAS	PM	1708.20	0.00	0.00	0.00	0.00	1708.20
GAS	PM	758.86	0.00	0.00	0.00	0.00	758.86
KEROSENE OIL	LTR	98.00	100.00	100.00	110.00	90.00	125.00
FIREWOOD WHOLE	40 KG.	650.00	360.00	425.00	700.00	612.50	475.00
CHAIR SHESHAM WOOD WITH ARMS **	EACH	1150.00	2400.00	2400.00	1800.00	1800.00	1900.00
CHAIR PLASTIC (CHAIRMAN) AVERAGE QUALITY	EACH	550.00	850.00	850.00	925.00	1400.00	825.00
TABLE SHESHAM WOOD (4X2X5") ***	EACH	5500.00	4500.00	4000.00	4500.00	5500.00	5625.00
SOFASET WOODEN WITH FOAM SEAT **	SET	30000.00	18500.00	15500.00	10000.00	12000.00	13000.00
COT IRON (WITH NIWAR)AV.QLTY.	EACH	2600.00	3450.00	3400.00	2200.00	2400.00	2800.00
ALMIRAH (STEEL) 6'X3' 20 GUAGE	EACH	9000.00	12500.00	12500.00	10500.00	12000.00	13000.00
DINNING TABLE 6 CHAIRS A.QLTY	SET	13000.00	34500.00	28000.00	0.00	11000.00	17500.00
SINGLE BED WITHOUT FOAM MED.	EACH	6500.00	3800.00	6000.00	5500.00	9000.00	5750.00
MATRESS SINGLE(4"THICK)	EACH	3750.00	3500.00	3500.00	4200.00	4200.00	5750.00
FARSHI DARI 12'X9' AV.QLTY	EACH	1400.00	750.00	700.00	1275.00	2000.00	3000.00
DARI COTTON (6'x2 1/2') AV.QL	EACH	700.00	550.00	485.00	650.00	2500.00	425.00
CARPET PLAIN AV. QLTY	SQFT.	61.50	120.00	110.00	47.50	42.50	45.00
QUILT (LIHAF) 3 KG. COTTON	EACH	1000.00	600.00	520.00	725.00	1100.00	675.00
BLANKET (90" x 54")	EACH	2750.00	2750.00	2700.00	3900.00	4150.00	6250.00
BEDSHEET SINGLE BED SUP.QLTY	EACH	1725.00	650.00	620.00	825.00	1400.00	550.00

Contd.

7.11 Intercity Consumer Prices March, 2019

Description	Unit	Quetta	Turbat	Gawadar	Loralai	Khuzdar	D.M. Jamali
BED SHEET DOUBLE WITH TWO PILLOW COVERS SUP QLTY	SET	2000.00	950.00	1500.00	1050.00	1500.00	950.00
TOWEL(3'x2') AV. QALTY	EACH	300.00	300.00	300.00	415.00	450.00	325.00
CEILING FAN 48" SUPER QLTY **	EACH	3500.00	3900.00	3950.00	3650.00	3400.00	4200.00
PEDESTAL FAN 22" SUPER QLTY	EACH	3600.00	4250.00	4000.00	4000.00	4000.00	4500.00
REFG. DAWLENCE 10 CFT. D.DOOR	EACH	37000.00	42000.00	42500.00	28000.00	33000.00	37000.00
D-FREEZER WAVES 8 CFT.	EACH	36000.00	36500.00	36500.00	23500.00	36000.00	34000.00
AIRCONDITIONER 1.5 TON PEL	EACH	45000.00	60000.00	60000.00	40000.00	51000.00	49500.00
SPLIT AIR CONDITIONER 1.5 TON (SPECIFY BRAND NAME)	EACH	47000.00	46500.00	46000.00	55000.00	39000.00	50000.00
AIRCOOLER SUPER ASIA	EACH	12500.00	10500.00	10000.00	10750.00	10500.00	10000.00
WASHING MACHINE SINGER	EACH	18800.00	12000.00	11500.00	13000.00	14700.00	14700.00
SEWING MACHINE(SINGER)	EACH	6500.00	5600.00	5400.00	8000.00	5500.00	7000.00
GIZER LARGE SIZE 30 GALLON CAPACITY SUP QLTY	EACH	18500.00	15500.00	15500.00	12000.00	21000.00	14750.00
GAS BURNER DOUBLE SPFY.BRAND	EACH	2000.00	1750.00	1500.00	2450.00	2500.00	1650.00
ELECT. IRON PHILIPS MDL.1120	EACH	1700.00	1750.00	1800.00	2300.00	1900.00	2100.00
ELECTRIC JUICER FOR APPLE	EACH	3800.00	3800.00	3800.00	3866.67	3500.00	4000.00
S.STEEL DEGHCHI MEDIUM SIZE ***	EACH	800.00	1100.00	1050.00	740.00	950.00	675.00
ALUMINIUM COOKING PAN (DEGCHI) MED SIZE	EACH	1000.00	800.00	900.00	565.00	950.00	550.00
NON STICK COOKING PAN (DEGCHI) SUP. QLTY	EACH	1500.00	1050.00	1350.00	450.00	600.00	750.00
FRYING PAN STEEL AVG. QLTY MED. SIZE	EACH	400.00	350.00	600.00	350.00	800.00	600.00
TAWA IORN (MEDIUM SIZE) AVG. QLTY	EACH	693.75	375.00	350.00	310.00	400.00	300.00
S.STEEL PLATE A.QLTY.(M.SIZE)	EACH	85.00	95.00	100.00	55.00	130.00	65.00
TABLE SPOON S.STEEL SUP.QLTY.	DOZEN	325.00	310.00	400.00	410.00	500.00	420.00
WATER SET JUG+6 GLASSES (OMROC)	SET	700.00	700.00	845.00	950.00	900.00	525.00
TEA SET PAK. CHINAWARE 21 PCS.	SET	1500.00	1400.00	1350.00	2625.00	1500.00	2250.00
DINNER SET PLASTIC 72 PIECES SUPERIOR QLTY	SET	4750.00	4000.00	3750.00	6500.00	5400.00	4450.00
HOTPOT SET PLASTIC 3 PCS.	SET	1400.00	600.00	800.00	1300.00	1600.00	1900.00
BUCKET(BALTI) PLASTIC MED.SIZ	EACH	325.00	450.00	450.00	425.00	400.00	275.00
LOTA PLASTIC (MED SIZE) AVERAGE QUALITY	EACH	40.00	60.00	60.00	50.00	90.00	60.00
PRESURE COOKER 4 LTR.	EACH	1500.00	1500.00	1500.00	1333.33	1800.00	1225.00
WATER COOLER 9/10 LTR.PLASTIC ***	EACH	700.00	750.00	750.00	700.00	600.00	950.00
THERMOS STARVAC 1 LTR	EACH	600.00	875.00	800.00	675.00	700.00	350.00
BULB PHILIPS 100-WATTS	EACH	30.00	40.00	40.00	35.00	30.00	30.00
TUBE LIGHT PHILIPS 40 WATTS	EACH	100.00	140.00	140.00	140.00	130.00	95.00
ELECTRIC BLUBS "0" WATTE LOCAL	EACH	20.00	25.00	25.00	30.00	25.00	30.00
ELECTRIC BLUB ENERGY SAVER 14 WATTS	EACH	180.00	190.00	180.00	180.00	180.00	180.00
WASHING SOAP 250 GMS SPECIFY BRAND NAME	EACH	40.00	30.00	30.00	40.00	35.00	35.00
SURF EXCEL 400 GMS POLY BAG	EACH	150.00	114.00	130.00	130.00	140.00	130.00
WASHING POWDER 1000 GRM	EACH	190.00	192.50	195.00	190.00	180.00	190.00
WASHING POWDER (WHEEL/ BONUS) 100 GRAMS	EACH	110.00	98.00	98.00	90.00	90.00	100.00
CLEANSER POWDER VIM 1000 GM	PKT.	80.00	80.00	70.00	90.00	140.00	75.00
FINIS 500 ML	BOTTLE	187.50	190.00	190.00	193.75	190.00	200.00
PHNYLE TYPHONE/FINIS/CARRANITE 3 LITRES	BOTTLE	180.00	150.00	140.00	150.00	190.00	150.00
HARPIC	BOTTLE	190.00	180.00	175.00	160.00	160.00	190.00
BOOT POLISH CHERRY/KIWI 50ML	EACH	115.00	110.00	115.00	105.00	105.00	140.00
ROBIN BLUE (35 GRAMS)	PKT.	70.00	55.00	50.00	55.00	50.00	25.00
TISSU PAPER PERFUMED 100 PCS.	PKT	150.00	100.00	100.00	130.00	130.00	140.00
TOILET PAPER ROLL (R.PETEL)	P/ROLL	55.00	40.00	40.00	50.00	40.00	50.00
BOOT POLISH LIQUID CHEERY BLOSSOM KIWI 75 ML	BOTTLE	160.00	150.00	135.00	135.00	130.00	150.00
MATCH BOX SMALL	EACH	2.00	2.00	2.00	2.00	3.00	2.50
DRY CELL 1.5 VOLT(LOCAL)	EACH	20.00	15.00	15.00	25.00	30.00	30.00
HAND STITCHING NEEDLE M.SIZE	PACKET	6.00	8.00	8.00	8.00	12.00	5.00
SEWING MACHINE NEEDLE (SINGER)	EACH	8.00	2.00	2.00	5.00	8.00	5.00
HOUSEHOLD SERVANT FEMALE P/T	P/MNTH	2500.00	5000.00	5000.00	2500.00	3500.00	1300.00
MARRIAGE HALL WITH FURNITURE	P/HEAD	90.00	90.00	50.00	50.00	50.00	50.00
SEPTRAN TABLETS	10TAB.	20.00	20.00	20.00	20.00	20.00	20.00
BRUFEN TABS 200-MG.	10TAB.	10.00	15.00	24.00	25.00	15.00	10.00
PANADOL TAB. EXTRA/PLAIN	10TAB.	13.00	15.00	15.00	12.00	15.00	13.25
DISPRIN TAB.	10TAB.	13.00	15.00	15.00	13.00	13.00	16.00
TRISIL TAB.	10 TAB	10.00	15.00	15.00	10.00	17.00	11.00
FLAGYL TAB. 200 MG.	10TAB.	16.00	20.00	20.00	16.00	20.00	10.00

Contd.

**7.11 Intercity Consumer Prices
March, 2019**

Description	Unit	Quetta	Turbat	Gawadar	Loralai	Khuzdar	D.M. Jamali
VENTOLIN TAB. 2MG.	10TAB.	10.00	10.00	10.00	10.00	10.00	10.00
DAONIL TAB. 5 MG.	10TAB.	17.00	20.00	20.00	17.00	17.00	21.66
ENTOX TAB.	10TAB.	15.00	15.00	15.00	15.00	15.00	15.00
RENITEC TAB. 5 MG.	10TAB.	59.00	65.00	65.00	58.00	59.00	60.57
CAC. 1000 TAB	BOTTLE	133.00	135.00	135.00	132.00	125.00	153.00
AMOXIL CAPSOLE 250 MG.S	10CAP.	36.00	45.00	45.00	36.00	36.00	36.50
CALCIUM SYRUP SANDOZ	BOTTLE	65.00	65.00	65.00	65.00	64.00	64.00
LEDERPLEX SYRUP	BOTTLE	53.00	53.00	52.00	52.74	53.00	52.74
SANCOS SYRUP (50 ML.)	BOTTLE	55.00	56.00	56.00	55.00	55.00	56.57
PHENERGAN SYRUP 120 ML.	BOTTLE	37.00	39.00	40.00	37.00	40.00	42.50
CALPOL SYRUP 60 ML.	BOTTLE	49.28	55.00	55.00	47.00	46.00	51.21
HYDRYLLIN SYRUP 120 ML.	BOTTLE	69.00	70.00	70.00	69.00	69.00	69.00
POLYFAX EYE OINTMENT	TUBE	23.00	28.00	28.00	22.00	21.00	23.50
BETNESOL EYE DROPS	BOTTLE	35.00	35.00	34.00	34.00	34.00	34.60
EAR DROPS (CARDISPORINE) ***	BOTTLE	23.00	21.00	21.00	25.00	21.00	22.04
BETNOVATE-N OINTMENT 5 GMS	TUBE	57.00	36.00	36.00	35.00	55.00	57.29
BURNOL CREAM 30 GRM	TUBE	55.42	55.00	55.00	55.00	55.00	55.42
VICKS VAPORUB/BALM	BOTTLE	36.00	40.00	40.00	36.00	36.00	36.00
GLYCRINE SMALL BOTTLE	BOTTLE	45.00	35.00	35.00	45.00	30.00	15.00
JOUHAR JOSHANDA	PKT.	10.00	10.00	10.00	10.00	10.00	10.00
GALXOS-D (450 GRMS)	PKT.	157.50	150.00	150.00	150.00	147.00	157.50
GRIPE-WATER WOODWARDS	BOTTLE	60.00	60.00	60.00	60.00	55.00	60.00
SANIPLAST ONE PUTTY	EACH	2.00	3.00	3.00	2.00	2.00	1.58
O.R.S. (NIMCOL)	PKT.	17.00	20.00	20.00	15.00	17.00	18.00
DETTOL (MEDIUM)	BOTTLE	100.00	150.00	148.00	100.00	85.00	150.00
COTTON BANDAGE 2" - 4"	EACH	10.00	20.00	20.00	13.00	30.00	10.00
THERMOMETER CHINA	EACH	50.00	60.00	50.00	50.00	50.00	40.00
DOCTOR (MBBS) CLINIC FEE	P/PAT.	200.00	500.00	500.00	200.00	300.00	150.00
URINE TEST (DR) CHARGES	P/TEST	130.00	300.00	300.00	100.00	100.00	85.00
BLOOD TEST (CP) CHARGES	P/TEST	200.00	350.00	350.00	200.00	200.00	225.00
SUGAR TEST (RANDOM/FASTING BOTH) CHARGES	P/TEST	250.00	300.00	300.00	150.00	150.00	200.00
ECG CHARGES	P/TEST	300.00	450.00	400.00	200.00	300.00	200.00
X-RAY (CHEST) CHARGES	P/X-RAY	300.00	700.00	700.00	250.00	325.00	350.00
CAR SUZUKI 800 CC (W/O. A/C)	EACH	825000.00	0.00	0.00	0.00	0.00	817750.00
CAR SUZUKI 1000 CC	EACH	1410000.00	0.00	0.00	0.00	0.00	0.00
CAR TOYOTA 1300 CC	EACH	2072000.00	0.00	0.00	0.00	0.00	0.00
CAR HONDA CIVIC	EACH	3134000.00	0.00	0.00	0.00	0.00	0.00
MOTORCYCLE HONDA CD-70.	EACH	70500.00	68500.00	69000.00	66000.00	63500.00	75000.00
MOTORCYCLE YAMAHA 100CC.	EACH	77000.00	79000.00	80000.00	81000.00	0.00	0.00
MOTOR CYCLE HERO 70 CC	EACH	44000.00	50000.00	0.00	50000.00	0.00	0.00
BICYCLE WITH TYRES & TUBES	EACH	8000.00	8500.00	8500.00	7500.00	0.00	7500.00
TYRE CAR WITH TUBE GENERAL	EACH	3250.00	4000.00	4000.00	3350.00	3500.00	3300.00
TYRE MOTOR CYCLE WITHOUT TUBE	EACH	1150.00	1450.00	1450.00	1300.00	1150.00	1250.00
TYRE CYCLE SPECIFY BRAND NAME	EACH	450.00	400.00	400.00	380.00	400.00	475.00
TYRE CAR W/O TUBE	EACH	2950.00	3400.00	3400.00	3000.00	5000.00	2800.00
PETROL SUPER	LITRE	92.89	92.89	92.89	92.89	92.89	92.89
HIGH SPEED DIESEL HSD	LITRE	111.43	111.43	111.43	111.43	111.43	111.43
CNG	K.G.	109.00	120.00	120.00	0.00	0.00	108.00
GAS CYLINDER STAND. SIZE	EACH	1400.00	1210.00	1200.00	1300.00	1450.00	1400.00
MOTOR CYCLE SERVICE CHARGES	EACH	375.00	200.00	250.00	200.00	400.00	200.00
CAR SERVICE CHARGES	EACH	550.00	500.00	550.00	375.00	500.00	300.00
TYRE PUNCTURE CHARGES	EACH	65.00	100.00	110.00	50.00	92.50	65.00
CYCLE OVERHAULING CHARGES	EACH	190.00	150.00	275.00	250.00	300.00	100.00
CAR TAX FOR 800CC TO 1300CC	YEARLY	400.00	400.00	400.00	400.00	400.00	400.00
TRAIN FARE ECO. 1-100 KM.	P/KM.	2.05	2.05	2.05	0.00	0.00	2.05
TRAIN FARE ECO. 101-500 KM.	P/KM.	1.36	1.36	1.36	0.00	0.00	1.36
TRAIN FARE ECO. > 500 KM.	P/KM.	0.98	0.98	0.98	0.00	0.00	0.98
TRAIN FARE IST SLP. 1-100KM	P/KM.	3.00	3.00	3.00	0.00	0.00	3.00
TRAIN FARE IST SLP.101-500 KM	P/KM.	2.45	2.45	2.45	0.00	0.00	2.45
TRAIN FARE IST SLP. > 500 KM	P/KM.	1.57	1.57	1.57	0.00	0.00	1.57
TRAIN FARE A/C SLP. 1-100KM.	P/KM	6.20	6.20	6.20	0.00	0.00	6.20

Contd.

7.11 Intercity Consumer Prices March, 2019

Description	Unit	Quetta	Turbat	Gawadar	Loralai	Khuzdar	D.M. Jamali
TRAIN FARE A/C SLP.101-500KM	P/KM.	5.54	5.54	5.54	0.00	0.00	5.54
TRAIN FARE A/C SLP > 500KM.	P/KM	4.10	4.10	4.10	0.00	0.00	4.10
PLATEFORM TICKET	EACH	10.00	5.00	10.00	0.00	0.00	10.00
AUTO RICKSHAW FARES	KM/MIN	60.00	50.00	50.00	90.00	65.00	85.00
FULL TONGA CHARGES	KM/MIN	80.00	0.00	0.00	50.00	0.00	0.00
TAXI 4 SEATER FARE	KM/MIN	60.00	80.00	60.00	60.00	65.00	60.00
BUS FARE MIN (WITHIN CITY)	TICKET	20.00	0.00	0.00	0.00	0.00	0.00
BUS FARE MAX (WITHIN CIT	TICKET	20.00	0.00	0.00	0.00	0.00	0.00
BUS FARE OUTSIDE CITY	P/KM.	2.00	2.00	2.00	1.00	1.30	1.60
A/C BUS FARE OUTSIDE CITY	P/KM.	2.50	2.50	2.50	2.00	1.30	2.50
MINIBUS FARE MIN.WITH IN CITY	TICKET	20.00	0.00	35.00	0.00	0.00	0.00
MINIBUS FARE MAX.WITH IN CITY	TICKET	20.00	0.00	0.00	0.00	0.00	0.00
SUZUKI FARE MIN.WITH IN CITY	TICKET	0.00	10.00	30.00	0.00	15.00	0.00
SUZUKI FARE MAXIMUM W.IN CITY	TICKET	0.00	50.00	50.00	0.00	30.00	0.00
AIR FARE ECONOMY CLASS.	P/KM.	16.41	16.41	16.41	0.00	16.41	0.00
POSTAL ENVELOPE DOMESTIC	EACH	8.00	8.00	8.00	8.00	10.00	8.00
ENVELOPE FOR SAUDI ARABIA	EACH	50.00	50.00	50.00	50.00	50.00	50.00
POSTAL REGISTRATION CHARGES	EACH	35.00	38.00	38.00	38.00	38.00	38.00
U.M.S. REG CHARGES MIN.	EACH	59.00	60.00	60.00	59.00	59.00	60.00
T.C.S. CH. MIN.WITH IN ZONE	EACH	200.00	200.00	200.00	200.00	200.00	200.00
TELEPHONE CHARGES LOCAL CALL	P/CALL	4.65	4.65	4.65	4.65	4.65	4.65
TEL CHARGES OUT SIDE CITY	P/CALL	4.65	4.65	4.65	4.65	4.65	4.65
INTERNET CHARGES	P/HOUR	25.00	30.00	30.00	50.00	50.00	30.00
MOBILE CELL CHARGES	P/UNIT	3.00	3.00	3.00	3.20	4.00	3.00
FAX CHARGES (LOCAL)	P/PAGE	15.00	30.00	30.00	20.00	20.00	15.00
TELEPHONE SET AV. QLTY	EACH	600.00	1200.00	1100.00	1562.50	2500.00	850.00
MOBILE SET NOKIA/SONY/ERICSON/SAMSUNG WITHOUT CAMERA	EACH	3000.00	2350.00	2100.00	2775.00	2650.00	3750.00
T.V. 20" COLORED WEGA H-A21.	EACH	18000.00	12000.00	12000.00	18000.00	17500.00	20000.00
T.V 20" COLOR CHINA/KORIA)	EACH	13000.00	7000.00	8000.00	12000.00	8500.00	16500.00
V.C.P. PANASONIC/LG/NAT	EACH	6900.00	4500.00	0.00	6000.00	0.00	6500.00
DVD/VCD PLAYER PANASONIC/LG	EACH	5200.00	3500.00	0.00	4800.00	4800.00	4750.00
RADIO WITH C.PLAYER NATIONAL	EACH	2000.00	1750.00	2375.00	2000.00	1900.00	2000.00
PERSONNEL COMPUTER (BRANDED)	EACH	42000.00	28000.00	28000.00	32333.33	32333.33	28000.00
VID. CASSETTE BLK. TDK/SONY	EACH	155.00	150.00	150.00	150.00	0.00	0.00
COM. C.D. (TDK/IMATION)	EACH	72.50	50.00	50.00	50.00	50.00	60.00
TAPE RECORDER CASSETTE BLANK	EACH	40.00	45.00	50.00	35.00	45.00	30.00
VIDEO GAME SEGA 16 BYTE	EACH	1200.00	1100.00	1100.00	1250.00	1250.00	0.00
CINEMA A/C. HIGH CLASS	TICKET	0.00	0.00	0.00	0.00	0.00	0.00
CINEMA NON-A/C HIGH CLASS	TICKET	150.00	0.00	0.00	20.00	0.00	0.00
CABLE CHARGES	P/MONTH	400.00	350.00	350.00	300.00	300.00	300.00
TV.LICENCE FEE DOMESTIC	YEARLY	420.00	420.00	420.00	420.00	420.00	420.00
ENGLISH BOOK CLASS V1	EACH	60.00	72.00	72.00	60.00	60.00	59.00
ENGLISH BOOK CLASS IX OR X	EACH	119.00	112.00	112.00	112.00	112.00	112.00
ENG. BOOK IST.YR COMPLETE SET	EACH	98.00	98.00	98.00	98.00	98.00	98.00
ENGLISH BOOK BA/B.SC	EACH	145.00	145.00	145.00	145.00	175.00	145.00
URDU BOOK CLASS V (T.B.BORD)	EACH	75.00	75.00	75.00	75.00	75.00	75.00
URDU BOOK CLASS IX/X(T.B.B)	EACH	131.00	131.00	131.00	131.00	131.00	131.00
URDU BOOK IST.YEAR/INTER	EACH	112.00	112.00	112.00	112.00	112.00	112.00
URDU BOOK BA/B.SC	EACH	175.00	175.00	175.00	175.00	175.00	175.00
MATHS BOOK CALSS V (T.B.B)	EACH	108.00	122.00	122.50	108.00	108.00	90.00
MATHS BOOK CLASS IX OR X	EACH	157.00	147.00	147.00	157.00	157.00	136.00
MATHS BOOK IST.YEAR (T.B.B)	EACH	138.00	138.00	138.00	138.00	138.00	138.00
PAKISTAN STUDIES BOOK BA/B.SC	EACH	375.00	375.00	375.00	375.00	375.00	375.00
DAILY "DAWN"	P/COPY	22.00	22.00	22.00	22.00	22.00	22.00
DAILY "JANG"	P/COPY	20.00	20.00	20.00	20.00	20.00	20.00
DAILY "NAWA-E-WAQT"	P/COPY	20.00	20.00	20.00	20.00	20.00	20.00
WEEKLY "AKHBAR-E-JAHAN"	P/COPY	60.00	60.00	60.00	60.00	60.00	60.00
WEEKLY "MAG"	P/COPY	50.00	50.00	50.00	50.00	50.00	50.00
MONTHLY "NAUNEHAL DIGEST"	P/COPY	35.00	40.00	40.00	35.00	35.00	40.00
PAPER FOOLSCAPE (27"x17")	QUIRE	27.50	30.00	30.00	35.00	50.00	42.50

Contd.

7.11 Intercity Consumer Prices March, 2019

Description	Unit	Quetta	Turbat	Gawadar	Loralai	Khuzdar	D.M. Jamali
EXERCISE.BOOK LINED 80/100 PGS	EACH	37.50	60.00	65.00	60.00	60.00	50.00
PENCILGOLDFISH/DEER	EACH	10.00	8.00	10.00	7.00	10.00	8.00
PEN INK DOLLOR 57 ML BOTTLE	EACH	25.00	30.00	28.00	30.00	20.00	30.00
PHOTOSTATE PAPER 70 GM	PRT	490.00	565.00	570.00	515.00	450.00	470.00
BALL PEN (local)	EACH	10.00	10.00	10.00	10.00	10.00	8.50
FOUNTAIN PEN HERO/WINGS/CHINA	EACH	60.00	50.00	50.00	50.00	50.00	37.50
PRIVATE SCHOOL FEE ENGLISH MEDIUM AVERAGE STANDARD (CLASS I)	P/MONTH	750.00	800.00	1075.00	800.00	562.50	675.00
PRIVATE SCHOOL FEE ENGLISH MEDIUM AVERAGE STANDARD (CLASS V)	P/MONTH	1300.00	1200.00	1200.00	1225.00	550.00	800.00
PRIVATE SCHOOL FEE ENGLISH MEDIUM AVERAGE STANDARD (CLASS VI)	P/MONTH	1400.00	1450.00	1450.00	1250.00	750.00	950.00
PRIVATE SCHOOL FEE ENGLISH MEDIUM AVERAGE STANDARD (CLASS X)	P/MONTH	2000.00	1900.00	1900.00	1500.00	1250.00	1200.00
PRIVATE MEDICLE COLLEGE FEE MBBS (1ST YEAR)	P/MONTH	68500.00	0.00	0.00	0.00	29166.66	0.00
PRIVATE ENGINEERING COLLEGE FEE (ISTR YEAR)	P/MONTH	20280.00	0.00	0.00	0.00	3380.00	0.00
GOVT. COLLEGE FEE IST. YEAR	MONTH	60.00	60.00	60.00	60.00	60.00	60.00
GOVT. COLLEGE FEE 4TH. YEAR	MONTH	80.00	80.00	80.00	80.00	80.00	80.00
GOVT. UNIVERSITY FEE MSC.	MONTH	350.00	3016.00	350.00	933.33	350.00	350.00
GOVT. MED. COLLEGE FEE MBBS	MONTH	950.00	0.00	0.00	0.00	1500.00	0.00
GOVT. ENGG. COLL. FEE I YEAR	MONTH	2500.00	0.00	3850.00	0.00	2100.00	850.00
COACHING FEE FOR CLASS IX/X	P/MONTH	1000.00	1500.00	1500.00	500.00	500.00	1200.00
COACHING CHARGES FOR CLASS IST YEAR/INTER (SCIENCE)	P/MONTH	1200.00	0.00	2000.00	0.00	0.00	1500.00
COACHING CHARGES FOR CLASS IST YEAR/INTER (COMMERCE)	P/MONTH	1200.00	0.00	2500.00	0.00	0.00	1500.00
I.T. TUITION FEES	P/MONTH	1500.00	0.00	920.00	750.00	3216.67	0.00
MBA TUITION FEES	P/MONTH	4500.00	0.00	0.00	833.33	3038.33	0.00
BREAD TANDOORI ST. SIZE	EACH	10.00	10.00	10.00	10.00	20.00	10.00
COOKED MUTTON (AV. HOTEL)	PLATE	160.00	175.00	225.00	440.00	290.00	185.00
COOKED BEEF (AV. HOTEL)	PLATE	90.00	130.00	200.00	150.00	187.50	130.00
COOKED DAL (AV. HOTEL)	PLATE	75.00	110.00	135.00	100.00	90.00	80.00
CHICKEN BIRYANI FULL/DOUBLE	PLATE	175.00	160.00	200.00	150.00	140.00	150.00
TEA PREPARED (ORDINARY)	CUP	21.00	20.00	20.00	27.50	20.00	22.50
HAIRCUT CHARGES FOR MEN	P/CUT	100.00	125.00	125.00	80.00	80.00	75.00
BEAUTY PORL HAIR STYL CHARGE	P/STY.	350.00	350.00	400.00	250.00	250.00	225.00
SHAVING CHARGES	PER SHV	60.00	50.00	50.00	60.00	60.00	45.00
LIPSTICK S.MISS/MEDORA	EACH	120.00	110.00	110.00	110.00	100.00	105.00
NAIL POLISH S.MISS/MEDORA	EACH	115.00	100.00	100.00	110.00	100.00	80.00
PERFUME MED.SIZE MEDORA/BROACH	EACH	220.00	220.00	220.00	220.00	220.00	220.00
HAIR-OIL AMLA/CHAMBELI	BOTTLE	130.00	120.00	140.00	130.00	130.00	120.00
TOILET SOAP LUX 95 GRAMS	EACH	45.00	35.00	40.00	50.00	50.00	52.00
TOILET SOAP LIFEBOUY 140 GRM	EACH	50.00	50.00	50.00	50.00	50.00	50.00
TOILET SOAP SAFEGUARD BATH SIZE	EACH	60.00	50.00	50.00	58.00	50.00	55.00
TOOTHPASTE MACKLINES 70 GRM	EACH	50.00	50.00	50.00	50.00	50.00	50.00
TOOTHPAST MED SIZE CLGATE 70 GMS	EACH	75.00	75.00	85.00	85.00	80.00	75.00
TOOTHBRUSH SHEILD A/PLAUQUE	EACH	55.00	50.00	50.00	60.00	50.00	47.50
TOOTHPOWDER DENTONIC 90 GRM	EACH	45.00	45.00	50.00	30.00	35.00	30.00
HAIR-COLOUR BEGIN (6 GMS)	EACH	130.00	120.00	120.00	110.00	100.00	130.00
HAIR COLOUR (KALAKOLA)	BOTTLE	130.00	120.00	120.00	120.00	130.00	150.00
FACECREAM PONDS (MEDIUM)	EACH	130.00	125.00	130.00	120.00	140.00	130.00
TALC POWDER VICE ROAY,B.CAT	EACH	165.00	130.00	115.00	140.00	170.00	150.00
BLADE TREET ORDINARY 10'S	PKT.	50.00	45.00	45.00	50.00	50.00	45.00
BLADE 7-O-CLOCK STAIN. 5'S	PKT.	50.00	40.00	35.00	50.00	60.00	35.00
SHAMPOO SUNSILK/PAINTIN 100 ML	BOTTLE	110.00	110.00	110.00	110.00	120.00	100.00
BEAUTY CREAM (FAIR & LOVELY)	EACH	230.00	100.00	180.00	75.00	150.00	230.00
HAIR REMOVING CREAM (EU-CREAM)	TUBE	75.00	95.00	85.00	80.00	80.00	65.00
GEL MEDIUM SIZE	BOTTLE	80.00	80.00	80.00	120.00	150.00	160.00
DISPOSABLE RAZOR GILLET-II	EACH	50.00	50.00	50.00	60.00	50.00	50.00
SHAVING CREAM TOUCH-ME/ADM.	EACH	80.00	70.00	60.00	60.00	70.00	80.00
GOLD TEZABI 24 CT	10 GM.	59450.00	59000.00	59000.00	56450.00	56600.00	58500.00
SILVER TEZABI 24 CT	10 GM.	745.00	1200.00	1200.00	800.00	1000.00	780.00
ARTIFICIAL JEWELLARY SET	SET	900.00	1150.00	1100.00	450.00	500.00	650.00
WRIST WATCH GENTS CITIZEN (ORIGINAL) ***	EACH	2550.00	2550.00	2500.00	2550.00	0.00	2500.00
WRIST WATCH LADIES CITIZEN (ORIGINAL) ***	EACH	2550.00	2500.00	2600.00	2500.00	2500.00	2500.00
WALL CLOCK QUARTZ AV.QLTY	EACH	475.00	450.00	450.00	650.00	637.50	600.00
SUITCASE REXIN (24"x16"x6")	EACH	1500.00	1200.00	1200.00	1433.33	2400.00	1000.00
TRUNK MEDIUM SIZE ***	EACH	1100.00	775.00	3000.00	966.67	2500.00	1200.00
PURSE LADIES (LEATHER) AVERAGE QUALITY	EACH	1000.00	500.00	425.00	566.67	575.00	575.00

**7.11 Intercity Consumer Price
March, 2019**

Description	Unit	Value in Rupees	
		Average	% Change
FOOD & NON-ALCOHOLIC BEVERAGES			
WHEAT	10 KG.	360.07	-0.16
WHEAT FLOUR FINE/SUPERIOR.	KG.	44.53	-0.16
WHEAT FLOUR AVG. QLTY	KG.	39.91	-0.28
WHEAT FLOUR BAG	10 KG.	394.92	-0.09
MAIDA	KG.	52.81	-0.04
SUJI	KG.	54.98	0.49
BESAN AV. QLTY.	KG.	129.48	-0.15
RICE BASMATI SUP. QLTY.	KG.	147.80	-0.05
RICE BASMATI 385/386	KG.	94.51	-1.07
RICE BASMATI BROKEN AV.QLTY	KG.	77.09	-0.21
RICE IRRI-6 (SINDH/PUNJAB)	KG.	55.44	-0.45
VERMICELLI	KG.	88.30	-0.11
BREAD PLAIN MEDIUM SIZE	EACH	44.42	-0.63
RUSK (PAPAY)	KG.	206.80	-0.10
BISCUITS-PACKED	PKT	38.94	-0.33
BISCUIT-BAKERY (LOOSE)	250 GM	87.50	-0.05
CORNFLAKS FAUJI 225 GM.	PKT	198.15	-1.38
SAMOSA (VEGATABLE)	EACH	14.01	-0.21
PASTRY AV.QLTY.	EACH	29.92	0.00
PATTIES (VEGATABLES)	EACH	24.36	-0.99
NIMCO	250 GM	72.26	-0.04
CHIPS	250 GM	76.18	-0.12
BEEF WITH BONE AV.QLTY.	KG	383.97	-0.25
MUTTON AV.QLTY.	KG	798.75	-0.88
CHICKEN FARM BROILER (LIVE)	KG	174.20	-13.71
FISH-RAHU MEDIUM SIZE	KG	317.89	-1.17
MILK FRESH (UNBOILED)	LTR.	87.15	-0.17
CURD	KG.	102.01	-0.13
MILK TETRA PACK 1/2 LTR.	PKT.	65.74	0.00
LACTOGEN 400 GRAMS	PKT.	494.92	-0.14
POWDER MILK NIDO 400GM.	PKT	409.02	-0.14
MILK POWDER LOOSE/PACKED	KG.	509.57	-0.47
BUTTER LOCAL PACKED	50 GM.	35.32	-0.34
EGGS FARM	DOZ	105.77	6.75
MUSTARD OIL AV.QLTY.	KG.	196.06	-0.02
COOKING OIL (DALDA)	2.5LTR	505.65	-0.15
COOKING OIL (PAKWAN) OTHER BRAND SPECIFY	2.5 LTR	450.02	-0.20
VEGETABLE GHEE TIN	2.5KG.	488.30	-0.33
VEGETABLE GHEE (LOOSE)	KG.	165.05	-0.82
DATES AV.QLTY.	KG.	188.32	-1.12
PISTACHIO AV.QLTY.	50 GM.	136.47	-0.47
ALMONDS WHOLE AV.QLTY.	KG.	782.18	-0.08
COCONUT DRY AV.QLTY.	KG.	420.62	-0.45
RAISINS AV.QLTY.	50 GM.	26.67	-0.22
GROUNDNUTS (WITH SHELL)	KG.	232.65	-0.19
MALTA/MOSAMBI	DOZ	145.16	-10.90
KINNU	DOZ	132.94	-18.26
APPLE	KG	140.73	-4.96
ALOO BUKHARA	KG		
POMEGRANATE (ANNAR)	KG		
GRAPES	KG		
BANANAS	DOZ	80.01	-13.49
MANGO KALMI	KG		
GUAVA	KG	84.47	-12.87
WATERMELON (TURBOOZ)	KG		

Contd.

**7.11 Intercity Consumer Price
March, 2019**

Description	Unit	Value in Rupees	
		Average	% Change
MUSKMELON (KHARBOOZA)	KG		
SWEETMELON (GARMA)	KG		
PULSE MASOOR (WHOLE)	KG.	109.06	-0.72
PULSE MASOOR (WASHED)	KG.	116.93	-0.13
PULSE MOONG (WASHED)	KG.	140.82	-11.26
PULSE MASH (WASHED)	KG.	154.27	-0.08
PULSE GRAM	KG.	127.65	-0.60
GRAM WHOLE BLACK AV.QLTY.	KG.	122.18	0.29
GRAM WHOLE YELLOW AV.QLTY	KG.	162.08	1.02
BEANS (LAL LOBIA)	KG.	161.57	-1.21
POTATOES	KG	19.73	5.27
ONION	KG	38.37	-28.20
TURNIP	KG	31.17	-13.83
RADISH	KG	27.88	-16.25
TOMATOES	KG	122.14	-15.84
CABBAGE	KG	36.42	-6.84
CAULIFLOWER	KG	45.44	-22.67
BRINJAL	KG	57.19	-18.32
PUMPKIN	KG		
BOTTLEGOURD	KG		
LADY FINGER	KG		
PEAS	KG	61.73	-21.59
SPINACH	KG	24.58	-0.49
TINDA	KG		
TURAI	KG		
KARAILA	KG		
ARVI	KG		
CHILLIES GREEN	KG	241.58	-58.63
CARROT	KG	29.79	-9.06
COCUMBER (KHEERA)	KG	51.90	9.50
LEMON	250GM	36.54	-7.61
SUGAR REFINED	KG.	61.11	-2.67
GUR AV.QLTY	KG.	88.18	-2.80
HONEY LANGANESE 500 GM.	BOTTLE	1013.35	-0.87
MILO 200 GM.	BOTTLE	260.46	-0.83
CUSTARD POWDER RAFHAN 300 GM.	PKT	83.23	0.00
TOFFEE (HILAL)	EACH	1.53	0.00
CHOWKELATE CANDY (SMALL SIZE)	EACH	5.40	0.00
SWEETMEAT (MIXED)	KG	362.74	-0.32
ICE CREAM WALLS	CUP.	46.78	0.00
ICE	KG	11.42	0.00
JAM AHMED/MITCHELLES	BOTTLE	146.92	-0.09
SQUASH-MITCHELLES	BOTTLE	174.38	0.00
ROOH AFZA	BOTTLE	192.00	-0.39
JAM-E-SHIREEN	BOTTLE	198.92	-0.09
SAUNF	50 GM	20.32	-2.02
CINAMON LOOSE AV. QLTY	50 GM.	32.94	-0.12
CUMINSEED WHITE NATIONAL	50 GM.	69.94	-0.66
PEPPER BLACK NATIONAL	50 GM.	109.63	0.00
CLOVES LOOSE AV.QLTY	50 GM.	96.20	0.15
CARDAMOM LARGE LOOSE AV.QLTY	50 GM.	130.21	-0.68
CARDAMOM SMALL AV.QLTY	50 GM.	157.69	-2.87
SALT-POWDERED (LAHORI) LOOSE	KG.	12.51	-0.96
SALT POWDERED (NATIONAL/SHAN)	PKT	29.73	0.00
CHILLIES POWD.NATIONAL 200GM	PKT	139.25	-1.03
CHILLIES POWDER LOOS	KG.	336.76	-0.03
CORRIANDER SEED POWD.NATIONAL	PKT	116.74	-0.66

Contd.

7.11 Intercity Consumer Price March, 2019

Description	Unit	Value in Rupees	
		Average	% Change
CORRIANDER SEED (LOOSE)	KG.	246.29	-0.67
TURMERIC POWD.NATIONAL 50GM	PKT.	40.88	-1.91
CURRY POWD. NATIONAL 200 GM	PKT.	88.21	0.00
TOMATO KETCHUP AHMED/MITCHL	BOTTLE	106.23	0.00
PICKLES AHMED/MITCHELLES	BOTTLE	125.96	-0.40
VINEGAR SYNTHETIC (SIRKA)	BOTTLE	87.33	-0.14
GARLIC	KG	176.75	-10.05
GINGER	KG	199.83	0.59
TAPAL DANEDAR TEA 200GM PACKET	PKT	197.33	0.00
TEA LIPTON YELLOW LABEL 200GM.	PKT.	215.49	-0.23
TEA LOOSE KENYA AV.QLTY 250GM.	PKT.	174.96	-0.27
COFFEE-NESCAFE 75 GM. **	BOTTLE	372.88	-0.16
COLD DRINK (STANDARD SIZ)	BOTTLE	25.65	0.00
FRUIT JUICE TETRA PACK	PKT.	20.69	0.00
MINERAL WATER NESTLE 1.5 LTR	BOTTLE	53.19	0.00
ALCOHOLIC BEVERAGES & TOBACCO			
CIGARETTES K-2 10'S **	PKT	58.72	-0.87
CIGARETTES CAPSTAN 10'S **	PKT	62.88	-0.21
CIGARETTES GOLD LEAF 20'S	PKT	151.88	0.00
CIGARETTES MORVEN GOLD 20'S	PKT	61.89	-0.21
BETEL LEAVES	50GM.	104.47	-0.70
BETEL NUTS	KG.	1333.73	3.48
CLOTHING & FOOTWEAR			
LONG CLOTH 57" GUL AHMED/AL-KARAM	METER	273.04	-2.64
SHIRTING AV.QLTY.	METER	208.23	-1.44
PANT CLOTH W & WEAR AV.QLTY	METER	444.58	-0.17
LAWN PRINTED GUL AHMED/AL-KARAM	METER	320.99	-2.95
GEORGETTE AV.QLTY	METER	153.50	2.91
LINEN AV.QLTY ***	METER	167.76	-0.60
HEAVY WT SUITING LAWERNCPUR AVG QLTY	METER	1632.41	-0.06
HEAVY WT SUITING LAWERNCPUR SUP QLTY	METER	2121.67	0.00
TROPICAL SUITING LAW.PUR	METER	1362.71	-0.09
PANT BOY 24"/26" LENGTH.	EACH	584.80	-1.15
SHIRT BOY 24"/26" LENGTH	EACH	480.93	-1.45
SCHOOL UNI. PANT,SHIRT BOYS	SUIT	825.87	-0.06
SCHOOL UNI. KAMEEZ,SHAL.BOYS	SUIT	760.05	-0.24
SCHOOL UNI. KAMEEZ,SHAL.GIRL	SUIT	801.07	-0.30
FROCK W/WEAR GIRLS	EACH	1380.20	-0.02
AWAMI-SUIT W & W(BOY) 24"/26	SUIT	1156.05	-0.61
AWAMI-SUIT W&W (GENTS)AV.QLTY	SUIT	1472.52	-0.14
PULLOVER GENTS OXFORD/BON.	EACH	3370.81	0.00
PULLOVER LADIES OXFORD/BON.	EACH	3143.50	0.00
PULLOVER (GENTS) OTHERS A.QTY	EACH	1131.72	0.00
SECOND-HAND COAT FOR MEN	EACH	494.96	0.00
SECONDHAND SWEETER FOR MEN DUP QLTY	EACH	362.11	0.00
SECONDHAND WINTER JACKET	EACH	479.91	0.00
UNDERWEAR AV.QLTY MEDIUM SIZE	EACH	152.01	-1.16
VEST FOR MEN AV.QLTY.	EACH	152.90	-0.44
VEST/SHAMEEZ (WOMEN) AVG. QLTY	EACH	182.21	-0.13
SOCKS NYLON (PAKISTANI)	PAIR	95.07	-0.26
BRASSIER AV.QLTY.	EACH	193.00	-3.00
BRASSIER SUP QLTY	EACH	440.30	-1.23
DOPATTA GEORGETTE AV.QLTY.	EACH	327.23	-0.46
DOPATTA COTTON AV GLTY	EACH	268.57	-1.09
CHADDAR (W/WEAR) (2x2.5 MTR)	EACH	524.29	-0.03
LUNGI/DHOTI(COTTON) AVG. QLTY	EACH	341.22	-0.51
HANDKERCHIEF AVG. QLTY PAK	EACH	47.41	0.00

Contd.

7.11 Intercity Consumer Price March, 2019

Description	Unit	Value in Rupees	
		Average	% Change
HANDKERCHIEF SUP. QLTY PAK	EACH	77.94	-1.13
GLOVES AV QLTY	PAIR	125.04	0.00
AZARBAND COTTON AVG. QLTY	EACH	21.04	-0.52
SEWING THREAD/REEL(ASLI PARI)	EACH	7.37	-0.41
WASHING CHARGES PAINT & SHIRT	SUIT	116.26	-0.10
DRY CLEANING SUIT COAT PANT	SUIT	399.53	-1.70
WASHING CH. (KAMIZ-SHALWAR)	PAIR	85.31	-1.47
TAILORING SHIRT	EACH	479.97	-0.02
TAILORING CHARGES PANT (MEN)	EACH	797.89	-0.33
TAILORING COAT-PANT SUIT	SUIT	4479.10	-0.09
TAILORING AWAMI-SUIT (MALE)	SUIT	678.36	-0.09
TAILORING SUIT FEMALE	SUIT	585.55	-0.23
GENTS SHOES PAUL BATA	PAIR	1204.00	0.00
GENTS SANDAL BATA	PAIR	699.00	0.00
GENTS SPOUNG CHAPPAL BATA	PAIR	199.00	0.00
LADIES SANDAL BATA	PAIR	599.00	0.00
LADIES SPOUNG CHAPPAL BATA	PAIR	199.00	0.00
CHILD SHOE POWER LITE BATA	PAIR	699.00	0.00
GENTS SHOE, ART 1109 SERVICE	PAIR	999.00	0.00
NYLON JOGGER 27 SIZE 2-5 ***	PAIR	1399.00	0.00
CHINA FOOT WEAR AV. QLTY (MALE) *	PAIR	788.51	0.01
CHINA FOOT WEAR AV. QLTY (FEMALE) *	PAIR	594.88	-0.30
CHINA FOOT WEAR AV. QLTY (CHILDREN) *	PAIR	502.06	-1.25
SHOE REPAIR HALF SOLE	PAIR	117.94	-0.20
SHOES POLISH CHARGES AVERAGE SHOP	PAIR	23.42	0.00
HOUSING, WATER, ELECT,GAS & OTH FUEL			
HOUSE RENT (combined)	MONTH	8087.83	0.00
rent 2	pm	8087.80	0.00
RENT3	PM	8087.83	0.00
RENT4	PM	8087.83	0.00
RENT5	PM	8087.83	0.00
RENT6	PM	8087.83	0.00
SYNTHETIC ENEMAL ROBIALAC BALTI 3.64 LTR.	EACH	2283.40	-1.26
SYNTHETIC ENEMAL ICI BALTI 3.64 LTR.	EACH	2419.75	-1.46
CEMENT (LOCAL) SPECIFY BRAND NAME	BAG	600.82	0.25
BRICKS (NEW) IST CLASS	P/1000	7717.54	1.01
CEMENT BLOCKS (6"x8"x12")	P/100	3208.87	0.00
BAJREE	100CFT	4422.83	0.02
SAND (BLACK PIT SAND)	K100CFT	2450.16	0.04
TIMBER SHESHAM LOG IST QUALITY	cubmt.	64791.89	-0.12
IRON BAR (M.S. BAR) 1/2"	P/TON	94179.81	0.24
CARPANTER WAGE RATE	P/DAY	1059.28	-1.11
MASON (RAJ) WAGE RATE	P/DAY	1158.27	-1.08
UNSKILLED LABOUR WAGE RATE	P/DAY	648.63	-1.45
PLUMBER WAGE RSTE	P/DAY	1058.80	-0.97
ELECTICIAN WAGE RATE PER DAY **	P/DAY	955.21	-1.44
ELECTICIAN WAGE RATE PER POINT **	P/PNT	143.29	-0.66
WATER CHARGES PER HOUSE	P/MONTH	150.14	-0.17
ELECT.CHARGES UPTO 50 UNITS	P/UNIT	2.00	0.00
ELECT.CHARGES 01 - 100 UNIT	P/UNIT	6.22	0.00
ELECT.CHARGES 101 - 300 UNIT	P/UNIT	9.59	0.00
ELECT.CHARGES 301 - 1000 UNIT	P/UNIT	18.03	0.00
ELECT.CHARGES ABOVE 1000 UNIT	P/UNIT	21.13	0.00
ELEC	PM	11.39	0.00
GAS CHRg upto 3.3719 MMBUT	MMBTU	145.08	0.00
GAS CHRg 3.3719 - 6.7438 MMBUT	MMBTU	308.88	0.00
GAS CHRg 6.7438 - 10.1157 MMBUT	MMBTU	321.75	0.00

Contd.

7.11 Intercity Consumer Price March, 2019

			Value in Rupees	
Description	Unit	Average	% Change	
GAS CHR10.1157 - 13.4876 MMBUT	MMBTU	1310.40	0.00	
GAS	PM	1708.20	0.00	
GAS	PM	758.86	0.00	
KEROSENE OIL	LTR	119.57	-1.49	
FIREWOOD WHOLE	40 KG.	572.26	-0.40	
FURNISHING HOUSE HOLD EQUIPMENTS				
CHAIR SHESHAM WOOD WITH ARMS **	EACH	2635.66	-1.61	
CHAIR PLASTIC (CHAIRMAN) AVERAGE QUALITY	EACH	904.83	-0.34	
TABLE SHESHAM WOOD (4X2X5") ***	EACH	6745.64	-0.59	
SOFASET WOODEN WITH FOAM SEAT **	SET	20386.06	-0.80	
COT IRON (WITH NIWAR)AV.QLTY.	EACH	2509.93	-0.15	
ALMIRAH (STEEL) 6'X3' 20 GUAGE	EACH	11315.60	0.06	
DINNING TABLE 6 CHAIRS A.QLTY	SET	25228.39	-0.30	
SINGLE BED WITHOUT FOAM MED.	EACH	7756.24	-0.03	
MATRESS SINGLE(4"THICK)	EACH	5822.86	0.00	
FARSHI DARI 12'X9' AV.QLTY	EACH	1433.26	-0.05	
DARI COTTON (6'x2 1/2') AV.QL	EACH	665.65	-0.81	
CARPET PLAIN AV. QLTY	SQFT.	46.64	0.00	
QUILT (LIHAF) 3 KG. COTTON	EACH	1085.46	-0.91	
BLANKET (90" x 54")	EACH	4031.67	0.00	
BEDSHEET SINGLE BED SUP.QLTY	EACH	747.76	-0.69	
BED SHEET DOUBLE WITH TWO PILLOW COVERS SUP QLTY	SET	1414.83	-1.05	
TOWEL(3'x2') AV. QALTY	EACH	305.48	-0.98	
CEILING FAN 48" SUPER QLTY **	EACH	3533.99	-0.67	
PEDESTAL FAN 22" SUPER QLTY	EACH	4695.35	-2.14	
REFG. DAWLENCE 10 CFT. D.DOOR	EACH	34655.83	-0.65	
D-FREEZER WAVES 8 CFT.	EACH	32721.22	0.38	
AIRCONDITIONER 1.5 TON PEL	EACH	43410.00	0.00	
SPLIT AIR CONDITIONER 1.5 TON (SPECIFY BRAND NAME)	EACH	49325.48	0.00	
AIRCOOLER SUPER ASIA	EACH	13553.96	-0.18	
WASHING MACHINE SINGER	EACH	16291.17	0.00	
SEWING MACHINE(SINGER)	EACH	7882.25	-0.10	
GIZER LARGE SIZE 30 GALLON CAPACITY SUP QLTY	EACH	21005.31	0.00	
GAS BURNER DOUBLE SPFY.BRAND	EACH	2150.16	-0.27	
ELECT. IRON PHILIPS MDL.1120	EACH	2316.25	-0.43	
ELECTRIC JUICER FOR APPLE	EACH	5967.18	-0.18	
S.STEEL DEGHCHI MEDIUM SIZE ***	EACH	742.05	-0.09	
ALUMINIUM COOKING PAN (DEGCHI) MED SIZE	EACH	749.64	-0.58	
NON STICK COOKING PAN (DEGCHI) SUP. QLTY	EACH	1199.16	-0.26	
FRYING PAN STEEL AVG. QLTY MED. SIZE	EACH	497.89	0.01	
TAWA IORN (MEDIUM SIZE) AVG. QLTY	EACH	378.09	-0.24	
S.STEEL PLATE A.QLTY.(M.SIZE)	EACH	86.74	-0.43	
TABLE SPOON S.STEEL SUP.QLTY.	DOZEN	463.95	0.00	
WATER SET JUG+6 GLASSES (OMROC)	SET	625.08	-0.21	
TEA SET PAK. CHINAWARE 21 PCS.	SET	2444.45	-0.56	
DINNER SET PLASTIC 72 PIECES SUPERIOR QLTY	SET	6278.58	-0.44	
HOTPOT SET PLASTIC 3 PCS.	SET	1622.02	-0.62	
BUCKET(BALTI) PLASTIC MED.SIZ	EACH	379.04	-0.33	
LOTA PLASTIC (MED SIZE) AVERAGE QUALITY	EACH	65.63	0.00	
PRESURE COOKER 4 LTR.	EACH	1710.90	0.00	
WATER COOLER 9/10 LTR.PLASTIC ***	EACH	730.07	-0.68	
THERMOS STARVAC 1 LTR	EACH	639.70	-0.02	
BULB PHILIPS 100-WATTS	EACH	37.67	-0.35	
TUBE LIGHT PHILIPS 40 WATTS	EACH	135.74	-3.26	
ELECTRIC BLUBS "0" WATTE LOCAL	EACH	24.91	-4.82	
ELECTRIC BLUB ENERGY SAVER 14 WATTS	EACH	174.31	-0.36	
WASHING SOAP 250 GMS SPECIFY BRAND NAME	EACH	37.19	0.00	

Contd.

7.11 Intercity Consumer Price March, 2019

Description	Unit	Value in Rupees	
		Average	% Change
SURF EXCEL 400 GMS POLY BAG	EACH	136.43	-0.79
WASHING POWDER 1000 GRM	EACH	189.89	-0.76
WASHING POWDER (WHEEL/ BONUS) 100 GRAMS	EACH	100.34	-0.14
CLEANSER POWDER VIM 1000 GM	PKT.	86.07	-0.29
FINIS 500 ML	BOTTLE	214.84	-0.26
PHNYLE TYPHONE/FINIS/CARRANITE 3 LITRES	BOTTLE	165.93	-1.19
HARPIC	BOTTLE	185.81	-0.94
BOOT POLISH CHERRY/KIWI 50ML	EACH	140.05	-0.17
ROBIN BLUE (35 GRAMS)	PKT.	54.48	-0.92
TISSU PAPER PERFUMED 100 PCS.	PKT	129.33	-1.83
TOILET PAPER ROLL (R.PETEL)	P/ROLL	46.38	-0.28
BOOT POLISH LIQUID CHEERY BLOSSOM KIWI 75 ML	BOTTLE	161.00	-2.02
MATCH BOX SMALL	EACH	2.46	-0.81
DRY CELL 1.5 VOLT(LOCAL)	EACH	27.65	-0.65
HAND STITCHING NEEDLE M.SIZE	PACKET	8.45	0.83
SEWING MACHINE NEEDLE (SINGER)	EACH	7.03	0.00
HOUSEHOLD SERVANT FEMALE P/T	P/MNTH	2288.12	-1.33
MARRIAGE HALL WITH FURNITURE	P/HEAD	131.12	-0.76
HEALTH			
SEPTRAN TABLETS	10TAB.	20.11	-0.35
BRUFEN TABS 200-MG.	10TAB.	12.31	0.00
PANADOL TAB. EXTRA/PLAIN	10TAB.	13.15	-1.44
DISPRIN TAB.	10TAB.	13.85	-2.53
TRISIL TAB.	10 TAB	12.62	-6.10
FLAGYL TAB. 200 MG.	10TAB.	13.18	-2.73
VENTOLIN TAB. 2MG.	10TAB.	10.32	-0.19
DAONIL TAB. 5 MG.	10TAB.	17.37	-0.86
ENTOX TAB.	10TAB.	15.56	-2.57
RENITEC TAB. 5 MG.	10TAB.	61.09	-0.59
CAC. 1000 TAB	BOTTLE	139.22	-4.96
AMOXIL CAPSOLE 250 MG.S	10CAP.	36.71	0.05
CALCIUM SYRUP SANDOZ	BOTTLE	64.12	0.00
LEDERPLEX SYRUP	BOTTLE	52.71	0.06
SANCOS SYRUP (50 ML.)	BOTTLE	40.04	0.00
PHENERGAN SYRUP 120 ML.	BOTTLE	37.48	-5.20
CALPOL SYRUP 60 ML.	BOTTLE	39.58	-6.80
HYDRYLLIN SYRUP 120 ML.	BOTTLE	69.05	0.00
POLYFAX EYE OINTMENT	TUBE	22.58	-0.89
BETNESOL EYE DROPS	BOTTLE	34.26	-0.03
EAR DROPS (CARDISPORINE) ***	BOTTLE	22.60	0.00
BETNOVATE-N OINTMENT 5 GMS	TUBE	26.55	-3.58
BURNOL CREAM 30 GRM	TUBE	55.37	0.02
VICKS VAPORUB/BALM	BOTTLE	36.20	0.00
GLYCRINE SMALL BOTTLE	BOTTLE	29.39	-0.17
JOUHAR JOSHANDA	PKT.	9.95	0.80
GALXOS-D (450 GRMS)	PKT.	154.21	0.00
GRIPE-WATER WOODWARDS	BOTTLE	60.00	0.00
SANIPLAST ONE PUTTY	EACH	1.90	0.00
O.R.S. (NIMCOL)	PKT.	17.58	-0.17
DETTOL (MEDIUM)	BOTTLE	130.58	-2.17
COTTON BANDAGE 2" - 4"	EACH	11.38	-2.64
THERMOMETER CHINA	EACH	53.71	-0.99
DOCTOR (MBBS) CLINIC FEE	P/PAT.	231.11	0.00
URINE TEST (DR) CHARGES	P/TEST	134.41	0.00
BLOOD TEST (CP) CHARGES	P/TEST	313.50	-0.03
SUGAR TEST (RANDOM/FASTING BOTH) CHARGES	P/TEST	197.13	0.00
ECG CHARGES	P/TEST	268.31	-0.47

Contd.

7.11 Intercity Consumer Price March, 2019

Description	Unit	Value in Rupees	
		Average	% Change
X-RAY (CHEST) CHARGES	P/X-RAY	369.05	-0.63
TRANSPORT			
CAR SUZUKI 800 CC (W/O. A/C)	EACH	827075.00	-0.41
CAR SUZUKI 1000 CC	EACH	1428660.71	-1.30
CAR TOYOTA 1300 CC	EACH	2210505.21	-0.61
CAR HONDA CIVIC	EACH	2946437.50	-0.80
MOTORCYCLE HONDA CD-70.	EACH	69905.00	-0.67
MOTORCYCLE YAMAHA 100CC.	EACH	79709.09	0.00
MOTOR CYCLE HERO 70 CC	EACH	46560.61	-0.29
BICYCLE WITH TYRES & TUBES	EACH	8470.09	-0.21
TYRE CAR WITH TUBE GENERAL	EACH	3482.08	-0.17
TYRE MOTOR CYCLE WITHOUT TUBE	EACH	1278.08	-0.10
TYRE CYCLE SPECIFY BRAND NAME	EACH	412.88	0.00
TYRE CAR W/O TUBE	EACH	3268.49	-0.10
PETROL SUPER	LITRE	92.89	-2.70
HIGH SPEED DIESEL HSD	LITRE	111.43	-4.26
CNG	K.G.	92.35	0.21
GAS CYLINDER STAND. SIZE	EACH	1358.41	1.46
MOTOR CYCLE SERVICE CHARGES	EACH	298.72	-0.42
CAR SERVICE CHARGES	EACH	382.28	-0.55
TYRE PUNCTURE CHARGES	EACH	78.56	-0.55
CYCLE OVERHAULING CHARGES	EACH	335.59	-1.70
CAR TAX FOR 800CC TO 1300CC	YEARLY	1840.80	0.00
TRAIN FARE ECO. 1-100 KM.	P/KM.	2.05	-8.29
TRAIN FARE ECO. 101-500 KM.	P/KM.	1.36	-16.18
TRAIN FARE ECO. > 500 KM.	P/KM.	0.98	-7.14
TRAIN FARE IST SLP. 1-100KM	P/KM.	3.00	10.00
TRAIN FARE IST SLP.101-500 KM	P/KM.	2.45	11.02
TRAIN FARE IST SLP. > 500 KM	P/KM.	1.57	9.55
TRAIN FARE A/C SLP. 1-100KM.	P/KM	6.20	-6.45
TRAIN FARE A/C SLP.101-500KM	P/KM.	5.54	-5.60
TRAIN FARE A/C SLP > 500KM.	P/KM	4.10	-4.88
PLATEFORM TICKET	EACH	9.85	0.00
AUTO RICKSHAW FARES	KM/MIN	62.82	0.00
FULL TONGA CHARGES	KM/MIN	65.64	0.00
TAXI 4 SEATER FARE	KM/MIN	89.10	0.00
BUS FARE MIN (WITHIN CITY)	TICKET	12.18	0.00
BUS FARE MAX (WITHIN CIT	TICKET	22.76	0.00
BUS FARE OUTSIDE CITY	P/KM.	1.27	-1.57
A/C BUS FARE OUTSIDE CITY	P/KM.	1.97	-1.02
MINIBUS FARE MIN.WITH IN CITY	TICKET	14.64	0.00
MINIBUS FARE MAX.WITH IN CITY	TICKET	20.83	0.00
SUZUKI FARE MIN.WITH IN CITY	TICKET	13.22	0.00
SUZUKI FARE MAXIMUM W.IN CITY	TICKET	21.94	-1.64
AIR FARE ECONOMY CLASS.	P/KM.	16.41	-11.82
COMMUNICATION			
POSTAL ENVELOPE DOMESTIC	EACH	8.05	0.00
ENVELOPE FOR SAUDI ARABIA	EACH	50.70	0.00
POSTAL REGISTRATION CHARGES	EACH	37.43	0.00
U.M.S. REG CHARGES MIN.	EACH	59.14	0.00
T.C.S. CH. MIN.WITH IN ZONE	EACH	200.00	0.00
TELEPHONE CHARGES LOCAL CALL	P/CALL	4.65	0.00
TEL CHARGES OUT SIDE CITY	P/CALL	4.65	0.00
INTERNET CHARGES	P/HOUR	34.74	0.00
MOBILE CELL CHARGES	P/UNIT	3.14	0.00
FAX CHARGES (LOCAL)	P/PAGE	20.50	0.00
TELEPHONE SET AV. QLTY	EACH	1012.43	-0.99

Contd.

**7.11 Intercity Consumer Price
March, 2019**

Description	Unit	Value in Rupees	
		Average	% Change
MOBILE SET NOKIA/SONY/ERICSON/SAMSUNG WITHOUT CAMERA	EACH	3045.05	-0.12
RECREATION AND CULTURE			
T.V. 20" COLORED WEGA H-A21.	EACH	19861.46	0.00
T.V 20" COLOR CHINA/KORIA)	EACH	11473.33	0.00
V.C.P. PANASONIC/LG/NAT	EACH	5432.61	0.00
DVD/VCD PLAYER PANASONIC/LG	EACH	4288.43	0.00
RADIO WITH C.PLAYER NATIONAL	EACH	2361.05	0.00
PERSONNEL COMPUTER (BRANDED)	EACH	47226.69	-0.07
VID. CASSETTE BLK. TDK/SONY	EACH	144.62	0.00
COM. C.D. (TDK/IMATION)	EACH	54.20	0.00
TAPE RECORDER CASSETTE BLANK	EACH	47.25	0.00
VIDEO GAME SEGA 16 BYTE	EACH	1320.59	0.00
CINEMA A/C. HIGH CLASS	TICKET	207.92	0.00
CINEMA NON-A/C HIGH CLASS	TICKET	100.86	0.00
CABLE CHARGES	PER MONT	310.21	0.00
TV.LICENCE FEE DOMESTIC	YEARLY	420.00	0.00
ENGLISH BOOK CLASS V1	EACH	73.80	-3.94
ENGLISH BOOK CLASS IX OR X	EACH	102.63	-2.09
ENG. BOOK IST.YR COMPLETE SET	EACH	94.24	-1.03
ENGLISH BOOK BA/B.SC	EACH	214.50	-2.33
URDU BOOK CLASS V (T.B.BORD)	EACH	67.44	-4.40
URDU BOOK CLASS IX/X(T.B.B)	EACH	112.65	-1.26
URDU BOOK IST.YEAR/INTER	EACH	65.76	-1.41
URDU BOOK BA/B.SC	EACH	169.75	-10.31
MATHS BOOK CALSS V (T.B.B)	EACH	99.24	-6.68
MATHS BOOK CLASS IX OR X	EACH	207.40	-6.37
MATHS BOOK IST.YEAR (T.B.B)	EACH	150.53	-0.33
PAKISTAN STUDIES BOOK BA/B.SC	EACH	193.31	-5.36
DAILY "DAWN"	P/COPY	22.00	0.00
DAILY "JANG"	P/COPY	20.00	0.00
DAILY "NAWA-E-WAQT"	P/COPY	20.00	0.00
WEEKLY "AKHBAR-E-JAHAN"	P/COPY	60.00	0.00
WEEKLY "MAG"	P/COPY	50.00	0.00
MONTHLY "NAUNEHAL DIGEST"	P/COPY	35.50	0.00
PAPER FOOLSCAPE (27"x17")	QUIRE	43.41	-1.61
EXERCISE.BOOK LINED 80/100 PGS	EACH	55.36	-0.70
PENCILGOLDFISH/DEER	EACH	8.16	-1.47
PEN INK DOLLOR 57 ML BOTTLE	EACH	25.46	-3.61
PHOTOSTATE PAPER 70 GM	PRT	467.31	-0.76
BALL PEN (local)	EACH	8.65	-1.85
FOUNTAIN PEN HERO/WINGS/CHINA	EACH	53.37	-1.07
EDUCATION			
PRIVATE SCHOOL FEE ENGLISH MEDIUM AVERAGE STANDARD (CLASS I)	PER MONTH	1790.30	-0.52
PRIVATE SCHOOL FEE ENGLISH MEDIUM AVERAGE STANDARD (CLASS V)	PER MONTH	1955.52	-0.38
PRIVATE SCHOOL FEE ENGLISH MEDIUM AVERAGE STANDARD (CLASS VI)	PER MONTH	2127.77	-0.36
PRIVATE SCHOOL FEE ENGLISH MEDIUM AVERAGE STANDARD (CLASS X)	PER MONTH	2467.96	-0.64
PRIVATE MEDICLE COLLEGE FEE MBBS (IST YEAR)	PER MONTH	58603.56	-4.64
PRIVATE ENGINEERING COLLEGE FEE (ISTR YEAR)	PER MONTH	15557.12	-2.72
GOVT. COLLEGE FEE IST. YEAR	MONTH	55.94	0.00
GOVT. COLLEGE FEE 4TH. YEAR	MONTH	70.69	-1.88
GOVT. UNIVERSITY FEE MSC.	MONTH	1045.51	-1.38
GOVT. MED. COLLEGE FEE MBBS	MONTH	2076.76	-11.62
GOVT. ENGG. COLL. FEE I YEAR	MONTH	2638.69	-4.53
COACHING FEE FOR CLASS IX/X	PER MONTH	1330.09	1.79
COACHING CHARGES FOR CLASS IST YEAR/INTER (SCIENCE)	PER MONTH	2013.75	0.00
COACHING CHARGES FOR CLASS IST YEAR/INTER (COMMERCE)	PER MONTH	1676.50	0.00
I.T. TUITION FEES	PER MONTH	3086.20	0.00

Contd.

7.11 Intercity Consumer Price March, 2019

Description	Unit	Value in Rupees	
		Average	% Change
MBA TUITION FEES	PER MONTH	7816.48	-0.63
RESTAURANTS AND HOTELS			
BREAD TANDOORI ST. SIZE	EACH	8.28	-0.48
COOKED MUTTON (AV. HOTEL)	PLATE	200.08	-1.36
COOKED BEEF (AV. HOTEL)	PLATE	114.80	-0.58
COOKED DAL (AV. HOTEL)	PLATE	65.82	-0.84
CHICKEN BIRYANI FULL/DOUBLE	PLATE	154.34	-0.23
TEA PREPARED (ORDINARY)	CUP	22.73	-1.67
MISCELLANEOUS GOODS AND SERVICES			
HAIRCUT CHARGES FOR MEN	P/CUT	91.28	0.00
BEAUTY PORL HAIR STYL CHARGE	P/STY.	330.25	0.00
SHAVING CHARGES	PER SHV	51.34	0.00
LIPSTICK S.MISS/MEDORA	EACH	123.38	-1.01
NAIL POLISH S.MISS/MEDORA	EACH	103.48	0.00
PERFUME MED.SIZE MEDORA/BROACH	EACH	214.78	-2.03
HAIR-OIL AMLA/CHAMBELI	BOTTLE	135.63	-0.92
TOILET SOAP LUX 95 GRAMS	EACH	45.38	-0.22
TOILET SOAP LIFEBOUY 140 GRM	EACH	46.87	-0.32
TOILET SOAP SAFEGUARD BATH SIZE	EACH	56.86	-0.53
TOOTHPASTE MACKLINES 70 GRM	EACH	50.38	0.00
TOOTHPAST MED SIZE CLGATE 70 GMS	EACH	79.50	-0.88
TOOTHBRUSH SHEILD A/PLAUQUE	EACH	46.53	-0.54
TOOTHPOWDER DENTONIC 90 GRM	EACH	40.29	-0.82
HAIR-COLOUR BEGIN (6 GMS)	EACH	121.50	0.00
HAIR COLOUR (KALAKOLA)	BOTTLE	131.75	-0.57
FACECREAM PONDS (MEDIUM)	EACH	130.88	-0.76
TALC POWDER VICE ROAY,B.CAT	EACH	163.75	-1.91
BLADE TREET ORDINARY 10'S	PKT.	41.13	-1.82
BLADE 7-O-CLOCK STAIN. 5'S	PKT.	38.01	-1.18
SHAMPOO SUNSILK/PAINTIN 100 ML	BOTTLE	109.03	-1.59
BEAUTY CREAM (FAIR & LOVELY)	EACH	170.85	-0.36
HAIR REMOVING CREAM (EU-CREAM)	TUBE	72.88	0.00
GEL MEDIUM SIZE	BOTTLE	117.98	0.08
DISPOSABLE RAZOR GILLET-II	EACH	47.83	-0.52
SHAVING CREAM TOUCH-ME/ADM.	EACH	73.69	0.00
GOLD TEZABI 24 CT	10 GM.	58255.17	-1.39
SILVER TEZABI 24 CT	10 GM.	784.54	0.25
ARTIFICIAL JEWELLARY SET	SET	901.88	-0.93
WRIST WATCH GENTS CITIZEN (ORIGINAL) ***	EACH	4390.15	0.00
WRIST WATCH LADIES CITIZEN (ORIGINAL) ***	EACH	4118.99	0.00
WALL CLOCK QUARTZ AV.QLTY	EACH	655.95	-0.07
SUITCASE REXIN (24"x16"x6")	EACH	1453.17	-0.30
TRUNK MEDIUM SIZE ***	EACH	1878.33	-0.40
PURSE LADIES (LEATHER) AVERAGE QUALITY	EACH	952.84	-0.09

8. PUBLIC FINANCE

8.1 Customs Revenue Receipts

(Million Rupees)

S. No.	Description	Annual				
		2013-14	2014-15	2015-16	2016-17	2017-18
1	Meat, fish and their preparations	253.87	322.60	470.73	762.62	896.40
2	Milk, butter, cheese and honey	2879.15	5371.62	4577.30	8016.49	9047.95
3	Fruits, nuts and vegetables	2368.46	2830.70	5718.73	7889.02	8148.07
4	Coffee, nuts and vegetables	3713.70	4202.54	6385.82	7350.95	8353.24
5	Oil-seeds and miscellaneous fruits	176.67	1117.13	2765.29	4961.77	7171.06
6	Vegetable plaiting materials	998.91	828.97	852.59	1002.42	2504.82
7	Animal and vegetable fats and oil	20658.72	21183.29	25910.37	24944.14	28204.82
8	Sugar and confectionery	383.73	523.17	818.76	922.40	981.11
9	Edible, preparation of cereal & vegetables	3991.29	5319.78	6788.91	8131.78	11591.22
10	Beverages, spirits and vinegars	179.36	228.65	279.05	345.93	500.63
11	Residues on waste from the food industries prepared animal fodder	141.58	2622.94	4359.11	3098.34	1462.14
12	Tobacco	213.57	136.15	164.87	181.10	357.06
13	Mineral, fuel, oils and products thereof	16760.58	24413.27	37991.81	60920.70	70649.82
14	Chemicals and chemical products	8239.32	10379.73	11883.91	12135.39	15208.16
15	Pharmaceutical products	2111.88	2507.92	3032.98	3734.25	4340.80
16	Dyes, colours, paints and varnishes	3611.13	4077.15	4838.49	5407.91	6442.80
17	Perfumery, soap and toilet preparations	4894.55	6321.37	7740.78	8878.55	13107.35
18	Albuminodal substances modified stareehes gulesenzymes	287.14	488.59	626.50	850.27	1204.90
19	Matches and other explosives	25.30	18.81	37.11	32.99	46.15
20	Photographic and cinematographic goods	1583.89	1823.38	2544.33	2484.43	3244.48
21	Plastic & articles thereof	11055.67	13198.11	15812.87	17041.90	21793.00
22	Rubber and articles thereof	2395.14	3179.46	6472.21	7999.88	11723.27
23	Leather articles and footwear	2051.86	2459.12	3303.33	4484.34	6691.32
24	Wood & articles of wood wood charcoal	542.99	837.99	1301.24	1662.87	1760.58
25	Wood, paper and stationery	6085.09	8503.06	9412.67	10291.25	12782.73
26	Silk yarn and fabrics	139.29	316.29	422.13	333.92	203.92
27	Fabrics of wool, flax ramle metal vegetable	706.41	1039.73	1355.32	1650.64	1924.27
28	Cotton, Textile fabrics, Paper Yarn	2065.56	1057.36	2567.15	2076.10	1770.52
29	Yarn and fabrics of man-made fiber	8773.16	11587.37	13433.31	14154.79	13742.12
30	Carpets & other floor covering	285.80	328.81	430.79	442.05	483.96
31	Special Woven Fabrics and Variety (58)	352.95	454.87	552.60	680.96	871.60
32	Textile articles including knitted & crocheted goods	2627.81	3551.13	5298.75	7337.85	8547.54
33	Other madeup textile articles, set worm clothing & textile articles rugs	1375.49	1620.10	2501.88	2701.36	2644.49
34	Glass and earthen-ware	4459.56	5938.18	8998.91	9493.64	15456.73
35	Precious metal, stones, pearls & imitation jewellery	65.58	90.60	207.56	249.66	544.16
36	Iron and steel manufactures	9211.16	17154.45	40140.83	44840.32	53266.14
37	Metals other than gold,silver,iron & steel	1866.33	2518.70	4481.37	5437.41	6326.90
38	Cutlery, tools articles of base metals	1324.08	1608.30	2264.13	2565.87	3398.55
39	Machinery and mechanical appliances	13742.20	20289.00	26190.69	35628.20	38984.79
40	Electric machinery and equipment	11325.52	22583.98	21382.12	26093.07	30930.53
41	Railway and tramway plant and rolling stock	447.75	1147.92	299.92	910.62	459.74
42	Motor and other vehicles	36314.43	49408.87	61946.64	78312.99	97094.33
43	Ships, boats and aircraft's	79.44	1045.69	3823.94	3315.75	4343.18
44	Clocks and watches and parts thereof	66.04	61.53	154.00	170.98	248.08
45	Arms and ammunitions	317.19	336.89	103.86	177.64	140.34
46	Toys, games and sports goods	346.34	488.01	967.27	1415.31	2733.46
47	Sub-total (1 to 46)	191495.64	265523.28	361612.93	441520.82	532329.23
48	All other articles	58234.50	49707.26	56561.39	65628.41	88792.96
49	Gross Collection (47 to 48)	249730.14	315230.54	418174.32	507149.23	621122.19
50	Refund & Rebates	8731.76	9090.69	11993.96	11095.46	14751.26
51	Net collection (54-55)	240998.38	306139.85	406180.36	496053.77	606370.91
52	Total imports duty	233783.87	283865.95	377416.18	454814.09	538019.00
53	1 % Ware House Charges	1182.93	808.69	648.13	551.69	853.22
54	Miscellaneous	4469.01	5010.68	5613.38	7995.51	11677.59
55	Export duties	475.78	495.05	580.79	639.20	858.88
56	25% Export Development Charges	6119.22	5921.88	5365.62	5340.73	6129.02
57	Regularly Duty	3699.32	19128.26	28549.96	37771.99	63584.41

Contd.

8.1 Customs Revenue Receipts

(Million Rupees)

S. No.	Description	Monthly			
		Mar.,2018	Apr.,2018	May,2018	Jun.,2018
1	Meat, fish and other preparations	44.07	18.41	32.69	49.74
2	Milk, Butter, Cheese and Honey	1016.17	811.86	816.66	1063.23
3	Fruits, nuts and vegetables	135.29	178.39	141.54	159.07
4	Coffee, nuts and vegetables	818.45	673.08	527.84	519.71
5	Oil-seeds & miscellaneous fruits	489.86	579.76	720.67	768.33
6	Vegetable plaiting Materials	203.96	180.47	176.36	201.04
7	Animal and vegetable fats and oil	2699.42	2507.74	2163.35	2316.60
8	Sugar and confectionery	71.45	65.92	90.57	76.77
9	Edible, preparation of cereals and vegetables	1086.75	1112.39	1171.81	1063.97
10	Beverages, spirits and vinegars	31.12	61.29	60.76	57.47
11	Residues an Waste from the food industries, Prepared animal fodder	71.21	83.69	68.27	78.76
12	Tobacco	44.50	61.14	56.32	2.92
13	Minerals, fuel, oils and products thereof	6287.92	6127.17	8215.01	9352.41
14	Chemicals and chemicals products	1424.97	1381.55	1529.74	1670.23
15	Pharmaceutical products	373.31	377.55	416.85	380.15
16	Dyes, colours, paints and varnishes	637.29	581.6	585.19	713.19
17	Perfumery, soap and toilet preparations	1171.67	1132.71	1264.91	1191.84
18	Albuminoidal substances modified starches, glues,enzymes	122.32	115.33	144.26	90.00
19	Matches and other explosives	8.19	7.19	1.59	9.74
20	Photographic and cinematographic goods	249.25	334.76	351.29	372.56
21	Plastic and articles thereof	2166.31	1771.93	2185.84	2077.69
22	Rubber and articles thereof	1061.27	815.59	1107.94	1068.39
23	Leather articles and footwear	500.96	414	875.44	424.05
24	Wood & articles of wood; wood charcoal	142.24	147.14	173.28	164.61
25	Wood, paper and stationery	1212.10	1218.11	1259.94	1254.37
26	Silk yarn and fabrics	15.66	10.12	18.85	11.87
27	Fabrics of Wool, flax, ramie metal, vegetable	133.40	127.24	175.25	187.26
28	Cotton, textile, fibre & other paper & veg yarn	178.88	135.34	191.63	148.65
29	Yarn and fabrics of man-made fiber	970.32	999.37	1419.79	1198.46
30	Carpets & other floor covering	51.84	42.43	47.88	38.16
31	Special Woven Fabrics and Variety	57.46	55.69	103.87	91.89
32	Textile articles including knitted & crocheted goods	572.19	466.09	823.79	692.73
33	Other made up textile articles;set;worn colothing & textile	181.19	164.63	183.4	174.48
34	Glasses and earthen/ware	1331.60	1046.15	1567.89	1407.63
35	Precious metals,stones,pearls & imitation jewellery	48.20	27.95	86.67	70.92
36	Iron & steel manufactures thereof	4697.64	4487.10	4600.81	5336.85
37	Metals other than gold, silver, iron & steel	598.41	611.89	670.34	609.58
38	Cutlery, tools articles of base metals	274.28	231.67	341.84	383.69
39	Machinery and mechanical appliances	3697.81	3788.48	3859.19	3922.96
40	Electric machinery and equipment	2568.76	2716.88	2719.54	3115
41	Railway and tramway plant and rolling stock	14.28	32.14	18.52	19.34
42	Motor and other vehicles	8154.27	7910.52	9186.26	9727.95
43	Ships, boats and Air crafts	257.29	240.90	135.67	1642.96
44	Clocks, watches and parts thereof	18.70	25.89	21.94	23.78
45	Arms and ammunitions	94.74	7.35	1.07	2.79
46	Toys, games and sports goods	211.91	189.93	319.67	263.35
47	Sub total (1 to 46)	46198.88	44076.53	50631.99	54197.14
48	All other articles	10256.17	5047.53	5173.34	21639.60
49	Total Import Duty	49568.86	48509.45	47853.42	66440.72
50	Warehouse Charges	60.9	263.41	60.02	55.55
51	Regularity Duty	5335.63	5001.62	6540.86	6350.67
52	Miscellaneous	934.10	849.33	775.49	2004.23
53	0.25 % Export Development Charges	519.45	510.69	518.80	805.25
54	Export Duties	36.11	101.32	56.72	180.29
55	Gross	56455.04	49124.04	55805.31	75836.72
56	Refund	64.68	41.19	37.71	48.12
57	Rebate	1332.01	1400.49	1135.80	165.40
58	Refund & Rebate	1396.69	1441.68	1173.51	213.52
59	Net	55058.35	47682.36	54631.80	75623.19

Contd.

8.1 Customs Revenue Receipts

(Million Rupees)

S. No.	Description	Monthly			
		Jul.,2018	Aug.,2018	Sep.,2018	Oct.,2018
1	Meat, fish and other preparations	50.58	37.92	67.71	100.96
2	Milk, Butter, Cheese and Honey	631.64	572.97	311.46	495.15
3	Fruits, nuts and vegetables	210.11	259.2	625.25	949.68
4	Coffee, nuts and vegetables	937.43	906.38	852.70	1033.96
5	Oil-seeds & miscellaneous fruits	602.49	730.22	598.71	934.65
6	Vegetable plaiting Materials	214.46	237.05	219.1	197.83
7	Animal and vegetable fats and oil	2561.47	2296.45	2795.82	2437.55
8	Sugar and confectionery	97.58	60.79	114.04	77.54
9	Edible, preparation of cereals and vegetables	1092.23	1175.92	1168.75	1183.01
10	Beverages, spirits and vinegars	62.42	40.17	44.78	36.26
11	Residues an Waste from the food industries, Prepared animal fodder	116.4	89.86	106.7	138.68
12	Tobacco	66.44	66.46	14.05	100.7
13	Minerals, fuel, oils and products thereof	6048.64	6730.73	5378.8	7648.14
14	Chemicals and chemicals products	1561.85	1597.06	1397.25	1732.58
15	Pharmaceutical products	468.76	407.83	390.47	475.45
16	Dyes, colours, paints and varnishes	657.72	719.68	585.77	721.65
17	Perfumery, soap and toilet preparations	1196.57	1098.83	1038.55	1303.23
18	Albuminoidal substances modified starches, glues,enzymes	75.67	82.32	79.3	117.98
19	Matches and other explosives	3.39	0.31	1.07	2.30
20	Photographic and cinematographic goods	331.26	295.89	280.77	351.42
21	Plastic and articles thereof	2218.7	2023.8	1866.69	2159.11
22	Rubber and articles thereof	1123.21	904.86	799.25	896.34
23	Leather articles and footwear	685.26	715.91	785.58	958.7
24	Wood & articles of wood; wood charcoal	177.30	176.67	154.14	161.95
25	Wood, paper and stationery	1312.5	1374.24	1126.9	1525.26
26	Silk yarn and fabrics	16.17	12.39	14.15	11.6
27	Fabrics of Wool, flax, ramle metal, vegetable	225.48	208.34	201.04	209.93
28	Cotton, textile, fibre & other paper & veg yarn	139.32	158.72	163.87	150.62
29	Yarn and fabrics of man-made fiber	1034.43	1209.6	1220.91	1133.09
30	Carpets & other floor covering	51.93	34.41	28.21	32.75
31	Special Woven Fabrics and Variety	121.33	113.65	147.58	154.31
32	Textile articles including knitted & crocheted goods	763.17	808.61	851.75	1038.49
33	Other made up textile articles;set;worn colothing & textile	208.61	239.35	221.63	299.89
34	Glasses and earthen/ware	1768.74	1306.22	1164.38	1392.48
35	Precious metals,stones,pearls & imitation jewellery	41.72	40.75	48.19	49.62
36	Iron & steel manufactures thereof	5343.68	5222.27	4719.26	6048.72
37	Metals other than gold, silver, iron & steel	656.48	540.45	557.19	554.27
38	Cutlery, tools articles of base metals	373.02	261.58	251.58	276.97
39	Machinery and mechanical appliances	3383.16	3382.87	3082.87	3722.35
40	Electric machinery and equipment	2840.68	2664.59	2675.24	3553.27
41	Railway and tramway plant and rolling stock	24.1	19.78	15.49	18.61
42	Motor and other vehicles	7647.09	8984.26	8063.24	8107.71
43	Ships, boats and Air crafts	67.05	237.94	292.73	418.19
44	Clocks, watches and parts thereof	19.94	29.11	10.53	16.96
45	Arms and ammunitions	6.65	89.25	30.57	47.01
46	Toys, games and sports goods	228.01	202.62	169.37	225.42
47	Sub total (1 to 46)	47464.84	48368.28	44733.39	53202.34
48	All other articles	4352.98	6598.18	9323.51	6140.52
49	Total Import Duty	44859.29	47987.41	47271.78	51464.5
50	Warehouse Charges	54.42	55.34	333.48	68.60
51	Regularity Duty	5495.76	5066.93	4836.62	5889.11
52	Miscellienous	813.92	1280.47	981.14	1086.09
53	0.25 % Export Development Charges	497.2	519.96	562.55	721.99
54	Export Duties	90.69	62.87	71.19	118.47
55	Gross	51811.28	54966.47	54056.89	59342.86
56	Refund	19.76	40.09	14.26	79.73
57	Rebate	1608.78	1719.11	895.36	2724.89
58	Refund & Rebate	1628.54	1759.20	909.62	2804.62
59	Net	50182.74	53207.27	53147.27	56538.24

Contd.

8.1 Customs Revenue Receipts

(Million Rupees)

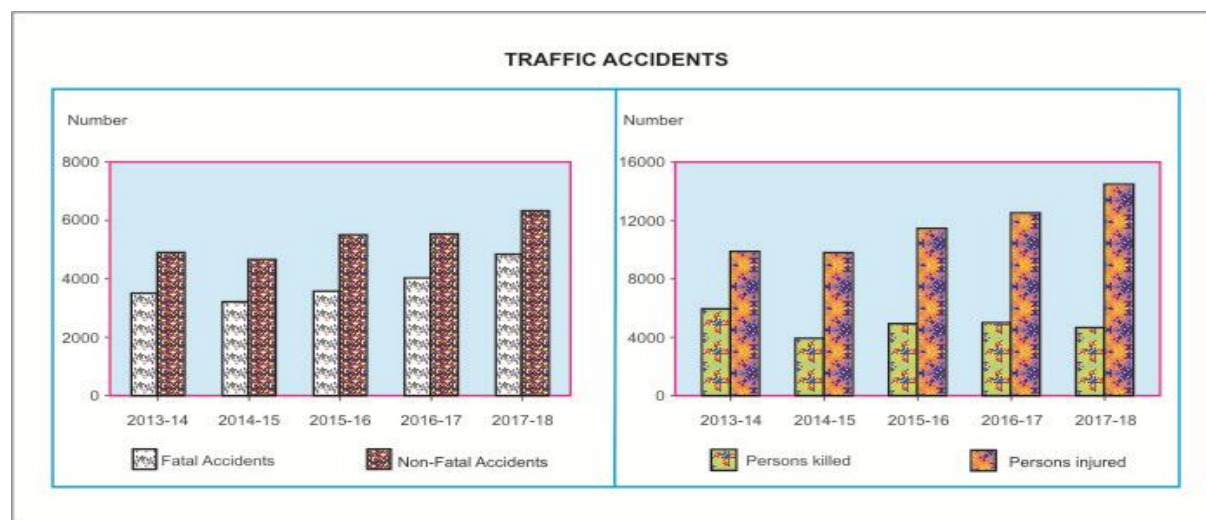
S. No.	Description	Monthly				
		Nov,2018	Dec,2018	Jan,2019	Feb,2019	Mar.,2019
1	Meat, fish and other preparations	175.30	201.57	138.62	60.02	92.56
2	Milk, Butter, Cheese and Honey	505.29	621.77	1789.84	372.06	986.55
3	Fruits, nuts and vegetables	761.79	418.66	334.37	185.18	341.97
4	Coffee, nuts and vegetables	1142.51	1126.75	1039.17	816.79	1154.53
5	Oil-seeds & miscellaneous fruits	663.24	977.84	862.62	412.37	283.05
6	Vegetable plaiting Materials	190.5	196.28	199.97	64.60	262.69
7	Animal and vegetable fats and oil	2772.1	2509.69	2847.30	2208.28	2787.32
8	Sugar and confectionery	83.64	68.70	103.43	58.32	82.11
9	Edible, preparation of cereals and vegetables	903.01	1386.81	1302.34	1026.05	1192.80
10	Beverages, spirits and vinegars	35.27	23.45	48.54	33.76	38.59
11	Residues an Waste from the food industries, Prepared animal	92.9	131.47	151.47	65.52	115.95
12	Tobacco	109.74	94.30	230.66	12.91	63.71
13	Minerals, fuel, oils and products thereof	8466.21	7276.54	5811.18	5345.00	6505.06
14	Chemicals and chemicals products	1601.13	1626.57	1676.67	1578.06	1558.04
15	Pharmaceutical products	430.01	555.85	467.92	335.74	543.03
16	Dyes, colours, paints and varnishes	684.35	674.47	815.21	1005.28	668.78
17	Perfumery, soap and toilet preparations	1342.94	1281.98	1299.93	1021.13	1132.13
18	Albuminoidal substances modified starches, glues,enzymes	134.17	141.34	139.53	179.60	106.72
19	Matches and other explosives	1.02	0.02	1.17	9.94	4.92
20	Photographic and cinematographic goods	307.51	286.27	346.92	837.90	296.37
21	Plastic and articles thereof	2142.6	2031.97	2182.55	2552.43	2084.29
22	Rubber and articles thereof	796.48	635.05	590.52	543.65	534.70
23	Leather articles and footwear	764.67	504.88	492.00	618.59	473.31
24	Wood & articles of wood; wood charcoal	190.37	185.31	214.10	265.25	216.14
25	Wood, paper and stationery	1436.77	1404.27	1525.06	1281.93	1680.95
26	Silk yarn and fabrics	6.48	23.73	27.77	27.35	12.96
27	Fabrics of Wool, flax, ramle metal, vegetable	243.92	221.37	304.90	336.34	225.92
28	Cotton, textile, fibre & other paper & veg yarn	102.91	178.21	162.71	123.26	122.53
29	Yarn and fabrics of man-made fiber	1365.05	1437.36	1304.10	1719.41	1084.86
30	Carpets & other floor covering	32.14	31.89	36.15	59.47	38.03
31	Special Woven Fabrics and Variety	115.07	175.69	151.72	192.08	95.50
32	Textile articles including knitted & crocheted goods	768.47	951.64	735.47	1731.69	428.97
33	Other made up textile articles;set,worn colothing & textile	331.44	317.29	292.75	310.81	171.83
34	Glasses and earthen/ware	1553.93	1816.15	1345.87	1664.38	1081.18
35	Precious metals,stones,pearls & imitation jewellery	50.19	36.22	65.56	279.12	25.10
36	Iron & steel manufactures thereof	4602.86	5250.83	5565.64	3314.01	5560.89
37	Metals other than gold, silver, iron & steel	492.59	577.68	770.41	844.65	531.05
38	Cutlery, tools articles of base metals	314.63	335.89	366.12	946.82	220.76
39	Machinery and mechanical appliances	3351.11	3592.63	3601.26	4245.97	3705.78
40	Electric machinery and equipment	3662.43	3624.31	4094.65	4396.11	4356.85
41	Railway and tramway plant and rolling stock	17.29	4.05	10.12	124.13	10.09
42	Motor and other vehicles	8196.68	7398.02	8077.31	5015.28	4643.00
43	Ships, boats and Air crafts	132.45	865.95	786.90	125.70	118.58
44	Clocks, watches and parts thereof	37.66	45.16	34.83	32.29	12.96
45	Arms and ammunitions	3.45	2.38	2.22	10.12	1.27
46	Toys, games and sports goods	225.43	237.36	226.31	267.88	175.74
47	Sub total (1 to 46)	51339.70	51485.62	52573.86	46657.23	45830.12
48	All other articles	7365.97	15254.59	5669.11	6185.44	17277.11
49	Total Import Duty	51014.49	58213.66	48866.66	44715.06	55070.98
50	Warehouse Charges	63.74	57.38	81.85	71.81	67.85
51	Regularity Duty	5954.13	6192.10	7321.60	6250.56	6135.96
52	Miscellienous	986.91	1566.33	1296.10	1108.96	1138.98
53	0.25 % Export Development Charges	619.25	660.48	639.13	643.62	643.90
54	Export Duties	67.15	49.82	38.84	52.68	49.45
55	Gross	58705.65	66740.18	58244.18	52842.67	63107.21
56	Refund	20.22	38.53	36.88	54.99	6.59
57	Rebate	1260.78	1170.20	1644.26	1259.09	720.86
58	Refund & Rebate	1281.00	1208.73	1681.14	1314.08	727.45
59	Net	57424.65	65531.45	56563.04	51528.59	62379.76

Source: Federal Board of Revenue, Islamabad.

9. SOCIAL

9.1 Data on Traffic Accidents

Year/Month	Total Number of Accidents	Accident		Persons		Total Number of Vehicles Involved
		Fatal	Non - Fatal	Killed	Injured	
PAKISTAN						
2013-14	8359	3500	4859	4348	9777	9423
2014-15	7865	3214	4651	3954	9661	8949
2015-16	9100	3591	5509	4448	11544	10636
2016-17	9582	4036	5546	5047	12696	11317
2017-18	11121	4829	6292	5948	14489	13134
2018 Mar	921	372	549	459	1281	1096
Apr	970	427	543	506	1234	1135
May	1001	477	524	574	1202	1154
Jun	978	418	560	576	1385	1177
Jul	901	407	494	483	1036	1050
Aug	968	418	550	508	1181	1160
Sep	905	374	531	453	1016	1085
Oct	1005	458	547	565	1087	1204
Nov	943	398	545	472	1124	1133
Dec	841	405	436	523	1055	1006
2019 Jan	848	394	454	481	1028	1020
Feb	660	308	352	388	820	796
Mar	827	393	434	455	1062	978



Note: Data from July,2012 onward includes ICTs.

* Included Islamabad

Contd.

9.1 Data on Traffic Accidents

Year/Month	Total Number of Accidents	Accident		Persons		Total Number of Vehicles Involved
		Fatal	Non - Fatal	Killed	Injured	
ISLAMABAD						
2013-14	256	120	136	132	206	256
2014-15	216	107	109	118	182	217
2015-16	244	120	124	140	209	244
2016-17	226	127	99	129	124	216
2017-18	259	157	102	167	162	259
2018 Mar	19	9	10	11	12	19
Apr	24	13	11	14	56	24
May	28	24	4	25	6	28
Jun	15	11	4	12	12	15
Jul	24	7	17	7	11	24
Aug	18	8	10	9	7	18
Sep	21	10	11	12	11	21
Oct	22	14	8	16	7	22
Nov	28	19	9	19	16	28
Dec	16	8	8	8	9	16
2019 Jan	14	9	5	11	11	14
Feb	11	8	3	9	4	11
Mar	22	9	13	9	16	22
PUNJAB						
2013-14	3696	1717	1979	2145	3941	3696
2014-15	3054	1435	1619	1750	3652	3054
2015-16	3288	1576	1712	2053	4550	3288
2016-17	3819	1989	1830	2494	5231	3819
2017-18	5093	2708	2385	3371	6772	5093
2018 Mar	466	224	242	271	675	466
Apr	462	230	232	276	539	462
May	459	274	185	344	568	459
Jun	436	239	197	318	623	436
Jul	378	233	145	262	414	378
Aug	421	247	174	276	442	421
Sep	394	220	174	266	393	394
Oct	428	242	186	298	453	428
Nov	388	204	184	247	493	388
Dec	409	243	166	332	523	409
2019 Jan	397	246	151	288	456	397
Feb	321	192	129	243	403	321
Mar	397	245	152	289	551	397
SINDH						
2013-14	945	613	332	791	893	1103
2014-15	881	583	298	771	863	1029
2015-16	924	634	290	749	754	1144
2016-17	880	608	272	786	970	1009
2017-18	848	586	262	802	838	1015
2018 Mar	71	50	21	66	65	95
Apr	88	64	24	76	58	100
May	72	48	24	49	72	85
Jun	62	44	18	90	80	99
Jul	86	56	30	86	103	93
Aug	85	53	32	61	98	91
Sep	73	44	29	54	37	105
Oct	97	70	27	82	65	114
Nov	110	60	50	71	91	126
Dec	58	39	19	42	40	66
2019 Jan	81	52	29	59	74	88
Feb	54	35	19	39	24	59
Mar	64	44	20	47	37	80

Contd.

9.1 Data on Traffic Accidents

Year/Month	Total Number of Accidents	Accident		Persons		Total Number of Vehicles Involved
		Fatal	Non - Fatal	Killed	Injured	
KHYBER P.K.						
2013-14	3120	877	2243	1033	4257	3934
2014-15	3399	942	2457	1137	4524	4260
2015-16	4287	1083	3204	1299	5527	5490
2016-17	4256	1103	3153	1317	5804	5736
2017-18	4425	1119	3306	1295	6093	6052
2018 Mar	333	73	260	90	492	469
Apr	350	95	255	106	497	481
May	391	92	299	109	498	509
Jun	422	106	316	134	608	566
Jul	384	94	290	110	482	514
Aug	423	102	321	140	589	583
Sep	374	76	298	91	511	497
Oct	419	109	310	136	507	580
Nov	377	93	284	107	479	530
Dec	321	91	230	102	449	454
2019 Jan	321	69	252	75	413	466
Feb	252	60	192	78	369	369
Mar	313	80	233	92	427	437

BALUCHISTAN

2013-14	342	173	169	247	480	434
2014-15	315	147	168	178	440	389
2015-16	357	178	179	207	504	470
2016-17	401	209	192	321	567	537
2017-18	496	259	237	313	624	715
2018 Mar	32	16	16	21	37	47
Apr	46	25	21	34	84	68
May	51	39	12	47	58	73
Jun	43	18	25	22	62	61
Jul	29	17	12	18	26	41
Aug	21	8	13	22	45	47
Sep	43	24	19	30	64	68
Oct	39	23	16	33	55	60
Nov	40	22	18	28	45	61
Dec	37	24	13	39	34	61
2019 Jan	35	18	17	48	74	55
Feb	22	13	9	19	20	36
Mar	31	15	16	18	31	42

Source: Provincial Police Departments & ICT Police.

9.2 Data on Telecommunication 2019

Months	Distribution of Cellular Mobile Subscribers					
	Total	PMCL (Jazz)	CM Pak (Zong)	PTML (Ufone)	Telenor	Warid
Jan	155,302,574	56,774,511	32,804,470	21,716,846	44,006,747	--
Feb	156,916,376	57,438,868	33,256,451	21,941,737	44,279,320	--
Mar	159,024,257	58,337,881	33,822,495	22,307,491	44,556,390	--
Apr						
May						
Jun						
Jul						
Aug						
Sep						
Oct						
Nov						
Dec						

Source : Pakistan Telecommunication Authority, Islamabad.

Note:- Warid merged PMCL (Moblink) with new name Jazz from January-2017.

9.3 Visitors at Archaeological Museum in Pakistan

Area/ attraction	January, 2019		February, 2019		March, 2019	
	Foreigner	National	Foreigner	National	Foreigner	National
PAKISTAN	2099	167828	2121	212212	2453	220619
ISLAMABAD	604	69657	583	112475	520	97068
Pakistan Museum of Natural History	57	12040	43	9031	19	7583
Lok Virsa Heritage Museum	227	27294	262	54291	239	33252
Pakistan Monument Museum	296	29475	236	48406	239	55078
Pakistan Railway Heritage Museum	24	848	42	747	23	1155
PUNJAB	1043	71542	1264	74451	1588	102677
Lahore Museum Lahore	413	17860	369	16221	438	20727
Allama Iqbal Library & Museum, Sialkot.	4	3500	3	3100	3	3200
Museum, Taxila, Rawalpindi	416	12890	604	14192	884	21016
Museum, Harappa, Sahiwal.	27	9942	63	11395	125	12710
Allama Iqbal Museum, Javaid Manzil, Lahore	9	1724	5	1863	2	1745
PMDC Khewara Mines Museum, Chakwal	174	25626	220	27680	136	43279
SINDH	354	21583	163	18894	236	16352
National Museum of Pakistan, Karachi	44	5513	33	7495	58	6587
Sindh Provincial Museum, Hyderabad.	13	2556	6	2535	5	2416
Museum, Banbhore, Thatta.	6	1455	25	1255	11	1090
Museum, Moenjodaro, Larkana.	61	2661	61	2600	103	2700
Museum Umerkot, Tharparkar.	-	2256	11	3095	12	1364
Quid-e-Azam Birth Place, Karachi.	-	282	-	588	-	397
Quid-e-Azam House Museum, Karachi.	230	6860	27	1326	47	1798
KHYBER PAKHTUNKHWA	98	4943	111	6274	109	4424
Peshawar Museum, Peshawar.	94	4033	87	5087	80	3370
Museum Saidu Sharif, Swat.	4	560	18	667	29	704
Dir Museum, Chakdara	-	350	6	520	-	350
BALUCHISTAN	-	103	-	118	-	98
Museum Balochistan, Quetta.	-	103	-	118	-	98

* Museum closed due to maintenance & repairing work

Source:-Department of Archaeology and Museum,
Government of Pakistan & Provincial Government

9.4 Visitors at Heritage Site in Pakistan

Area/ attraction	January, 2019		February, 2019		March, 2019	
	Foreigner	National	Foreigner	National	Foreigner	National
PAKISTAN	1300	465795	1825	279171	2120	633389
PUNJAB	1046	442383	1504	255311	1875	610810
Jahangir's Tomb, Lahore	35	9905	68	8295	86	10355
Shalimar Garden, Lahore	250	33040	214	36462	315	52274
Royal Fort (Shahi Qila), Lahore	279	357669	495	166869	432	488264
Hiran Minar & Tank, Sheikhpura	39	18937	60	18098	33	26191
Harappa, Sahiwal	27	9942	63	11395	125	12710
Taxila, Rawalpindi	416	12890	604	14192	884	21016
SINDH	118	12372	167	12950	147	12154
Banbhore , Thatta.	6	1455	25	1255	11	1090
Makli Hill Monument, Thatta	51	6000	70	6000	21	7000
Moenjodaro, Larkana.	61	2661	61	2600	103	2700
Umerkot Fort, Tharparkar.	-	2256	11	3095	12	1364
KHYBER PAKHTUNKHWA.	136	11040	154	10910	98	10425
Remains of Takht-i-Bhai, Mardan	30	10000	20	10500	15	9500
Butkara Site Museum, Saidu Sharif, Swat	-	40	14	10	13	25
Julian Site, Haripur	106	1000	120	400	70	900
BALUCHISTAN						

Source: Department of Archaeology and Museum.
Government of Pakistan & Provincial Government.

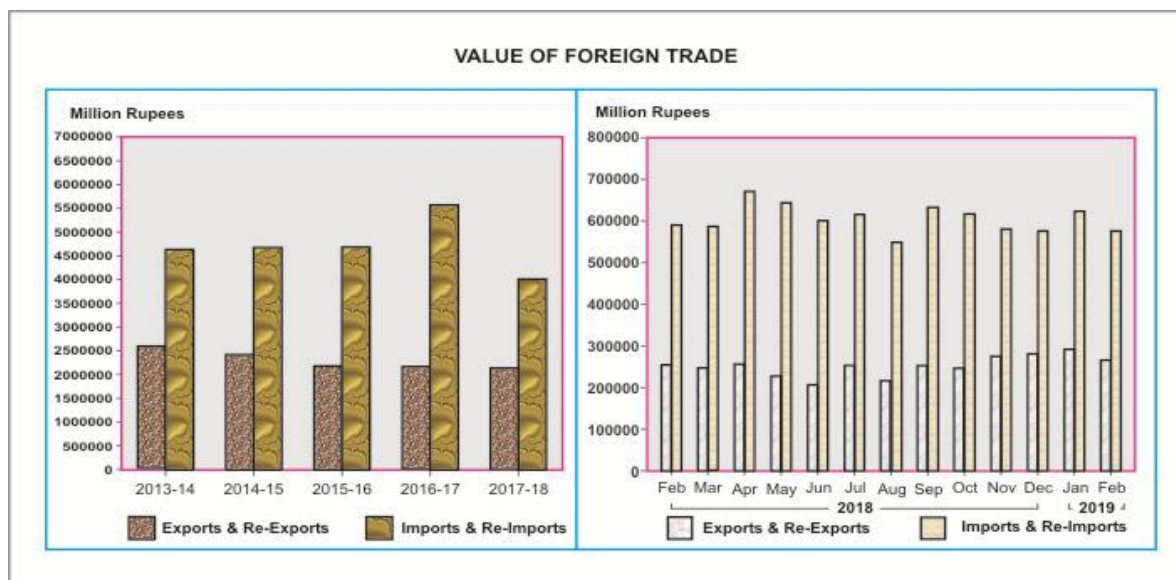
10. TRADE

10.1 Value of Foreign Trade

(Million Rupees)

Year / Month	Exports	Re-Exports	Imports	Re-Imports	Balance of Trade
2013-14	2,583,463.2	16,369.1	4,630,520.8	1,855.7	-2,032,544.2
2014-15	2,397,513.0	20,191.2	4,644,151.6	20,961.9	-2,247,409.3
2015-16	2,166,846.4	18,574.8	4,658,748.9	20,748.0	-2,494,075.7
2016-17	2,138,185.6	30,564.7	5,539,720.6	22,200.3	-3,393,170.6
2017-18	2,555,043.3	39,299.0	6,694,896.7	28,410.1	-4,128,964.5
2018 Feb	209,414.5	3,772.2	526,140.8	2,238.2	-315,192.3
Mar	249,551.3	3,148.4	588,568.5	2,511.2	-338,380.0
Apr	245,477.8	3,592.1	586,223.9	2,359.5	-339,513.5
May	246,906.8	4,410.1	667,561.9	2,403.4	-418,648.4
Jun	223,785.8	2,838.7	672,111.9	2,467.8	-447,955.2
Jul	203,652.5	3,142.4	597,827.6	2,647.8	-393,680.5
Aug	249,239.6	1,599.6	614,125.7	2,878.3	-366,164.8
Sep	213,771.1	2,792.8	545,495.8	3,040.6	-331,972.5
Oct	247,216.6	3,139.4	626,030.9	4,205.5	-379,880.4
Nov	245,484.1	2,625.4	611,629.9	4,557.3	-368,077.7
Dec	286,802.4	3,629.0	609,595.6	4,336.6	-323,500.8
2019 Jan	282,179.2	7,784.0	619,586.3	3,442.2	-333,065.3
Feb	260,592.0	4,655.2	574,036.1	3,676.1	-312,465.0

* : Provisional



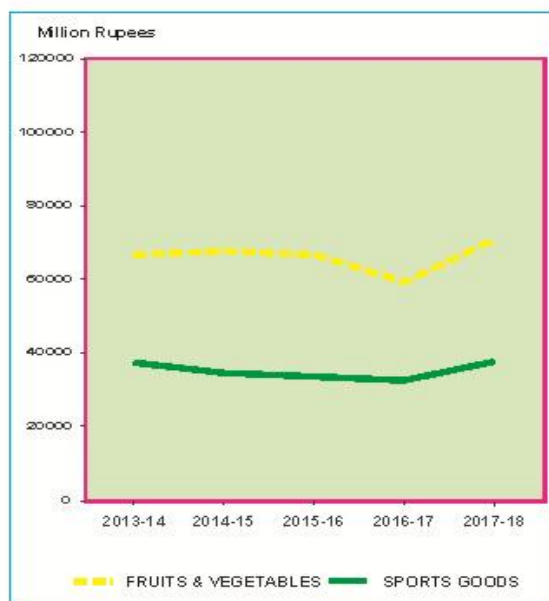
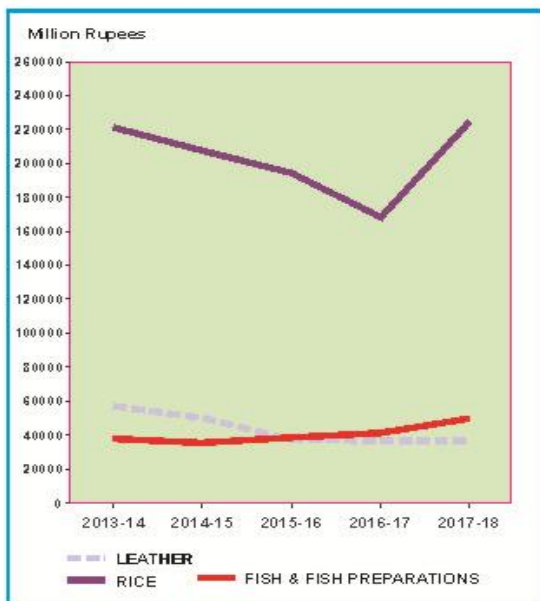
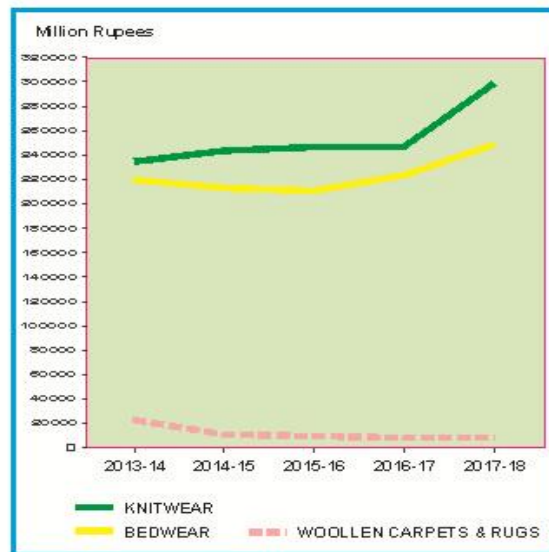
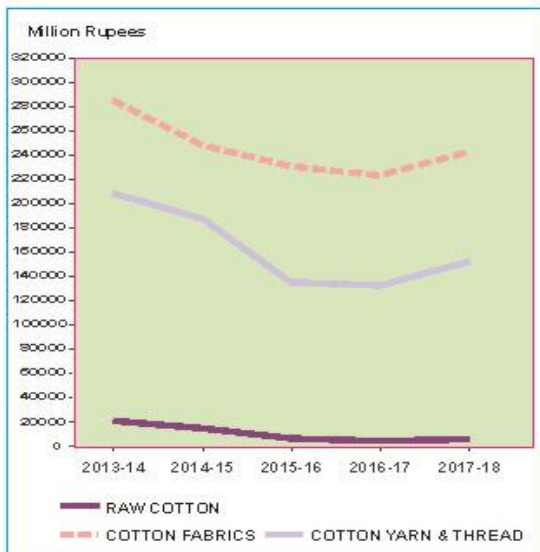
10.2 Exports by Commodity/Group

(Million Rupees)

Year/ Month	Raw Cotton	Cotton Fabrics	Cotton Yarn and Thread	Knitwear	Bedwear	Woollen Carpets & Rugs	Leather	Rice	Fish & Fish Prepara- tions	Fruits & Vege- tables	Sports goods
2013-14	21,352.5	285,130.2	207,199.9	235,564.7	219,961.7	12,616.2	56,496.4	222,906.7	37,917.6	66,703.9	37,259.6
2014-15	14,932.7	248,430.9	188,615.4	243,718.7	213,017.9	11,772.5	49,582.8	206,266.3	35,429.4	67,864.3	34,293.6
2015-16	7,948.1	230,757.3	134,027.9	246,267.3	210,543.5	9,896.6	37,802.9	194,249.6	33,918.4	66,839.6	33,861.6
2016-17	4,559.0	223,675.4	131,813.2	247,242.0	223,811.6	8,053.9	36,182.8	168,244.0	41,213.9	59,241.8	32,285.1
2017-18	6,183.6	242,374.4	151,203.3	298,374.2	248,537.7	8,188.7	36,329.9	224,739.5	49,755.5	70,562.2	37,710.2
2018 Feb	65.2	19,469.5	13,304.8	21,344.1	19,005.0	578.3	2,588.4	21,467.6	3,816.9	9,191.3	3,295.5
Mar	30.9	22,939.7	14,362.0	25,799.1	22,007.1	796.2	3,147.9	26,084.8	5,760.0	8,994.3	3,494.4
Apr	85.6	22,317.6	14,997.0	26,730.9	20,942.6	643.1	3,513.8	21,386.8	6,455.9	5,641.8	3,554.0
May	111.7	22,128.9	15,054.0	28,870.5	23,092.6	700.6	3,863.3	24,232.1	6,052.8	5,210.5	4,287.8
Jun	82.4	22,386.5	14,764.5	30,633.1	24,435.1	730.5	3,078.1	17,328.5	3,215.6	3,979.1	3,489.5
Jul	111.5	17,931.3	14,600.9	24,967.5	20,488.8	753.1	2,295.7	13,803.1	1,472.8	5,029.6	3,748.5
Aug	296.1	25,075.8	13,224.8	34,553.2	28,522.3	650.0	2,780.2	13,978.1	2,193.7	5,594.1	3,190.7
Sep	466.3	22,618.8	11,135.3	27,486.1	23,423.8	448.7	2,566.9	10,947.7	4,681.5	5,850.7	2,748.7
Oct	661.2	24,019.4	10,344.8	34,094.7	24,707.3	865.7	3,183.1	16,777.8	5,538.9	5,772.3	3,381.6
Nov	220.8	22,271.8	10,648.7	33,684.5	25,993.8	838.3	2,976.3	21,670.6	4,673.9	5,362.2	3,078.2
Dec	39.5	23,837.7	10,520.6	36,037.0	26,723.0	1,029.9	2,761.6	29,723.2	5,378.3	13,127.1	3,316.3
2019 Jan	53.9	25,155.0	12,021.0	34,505.2	26,813.8	603.3	2,756.9	32,871.1	4,661.1	13,514.5	3,550.8
Feb	115.7	24,470.4	15,094.5	29,752.7	24,301.6	586.5	2,489.5	28,131.3	4,259.2	9,677.8	3,043.6

*: Provisional

EXPORTS BY COMMODITY/GROUP

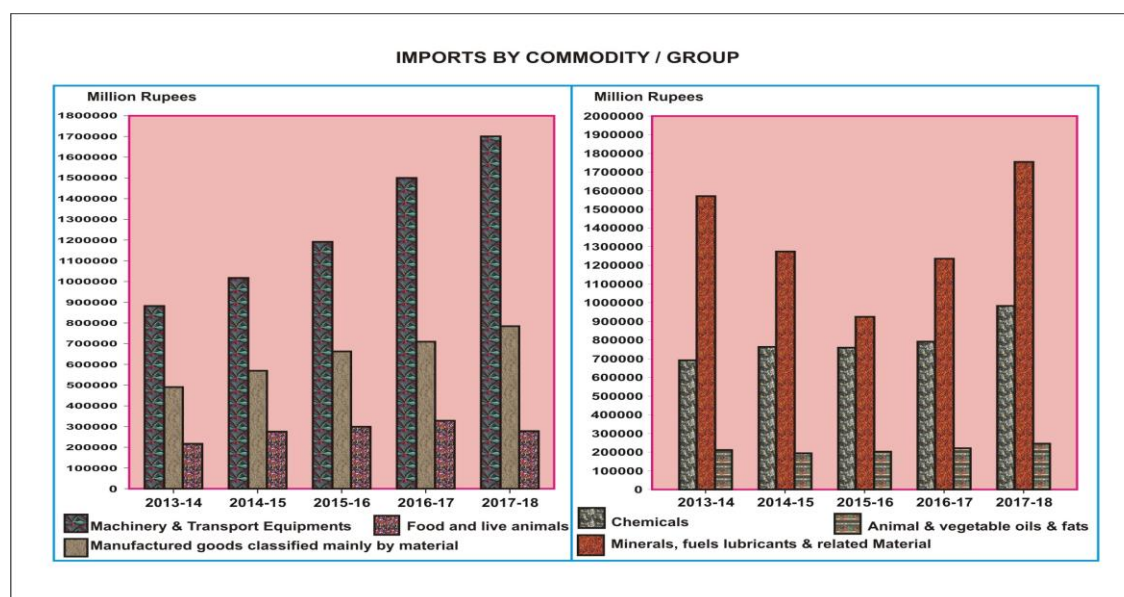


10.3 Imports by Commodity/Group

(Million Rupees)

Year/Month	Machinery and Transport equipment	Manufactured goods classified mainly by material	Food and Live animals	Chemicals	Mineral Fuels, Lubricants and related materials	Animal or Vegetable oils & fats
2013-14	886,479.3	496,850.9	221,052.9	691,397.7	1,570,968.0	213,427.6
2014-15	1,019,546.8	571,607.2	280,008.3	761,241.6	1,274,835.8	193,222.0
2015-16	1,197,306.7	661,908.8	305,420.7	755,705.4	927,237.0	201,551.1
2016-17	1,571,759.2	718,013.5	332,265.7	796,180.6	1,237,043.7	221,074.1
2017-18	1,745,028.3	795,491.6	282,441.2	983,359.6	1,754,675.1	248,760.5
2018 Feb	133,887.8	65,806.9	20,665.6	76,297.8	133,986.1	16,251.6
Mar	140,481.8	75,998.3	23,703.3	88,910.9	154,162.7	23,485.1
Apr	148,266.7	65,019.8	19,244.4	85,865.1	158,288.1	23,469.9
May	164,534.7	73,083.4	21,299.4	106,330.0	188,445.0	19,692.4
Jun	177,866.9	69,574.1	21,661.1	93,173.9	199,198.2	20,055.0
Jul	128,252.4	70,531.5	25,115.5	93,080.7	182,972.0	22,417.8
Aug	129,424.5	72,337.5	25,594.7	106,788.5	190,144.2	19,838.9
Sep	121,838.0	63,017.6	27,883.3	89,308.2	156,540.1	23,519.0
Oct	126,773.2	78,482.8	30,553.7	100,578.7	196,154.0	20,407.8
Nov	126,383.9	63,092.0	28,096.5	103,398.9	197,410.3	23,721.3
Dec	134,059.4	70,929.0	28,504.9	99,943.4	173,521.0	21,923.9
2019 Jan	135,749.1	83,286.3	28,249.1	92,646.0	162,450.4	24,452.5
Feb	129,885.9	72,452.6	24,172.6	88,812.7	145,261.4	20,566.8

* : Provisional



10.4 Exports by Selected Commodities in Dollars

(In Thousand Dollar)

Groups/commodities	Unit	February, 2019		Cuml, From July, 2018		February, 2018		Cuml, From July, 2017	
		Quantity	Value	Quantity	Value	Quantity	Value	Quantity	Value
GRAND TOTAL			1881114		15096806		1896284		14837696
A.PRIMARY COMMODITIES			376120		2664086		380273		2425333
01.RICE	MT	421603	203069	2497536	1257995	387116	194393	2665869	1261990
(I) RICE BASMATI	MT	77205	73280	370248	366765	54519	59415	298559	314975
(II) RICE OTHER VARIETIES	MT	344398	129789	2127288	891230	332597	134978	2367310	947016
02.FISH AND FISH PREPARATIONS	KG	13506113	30746	108424909	248000	16955487	34563	113530122	264217
03.FRUIT & VEGETABLES INCL.JUICES	KG	212843492	71246	1260067132	492036	246630085	85521	1032305299	446029
(I) FRUITS	KG	114168284	46141	629026454	341007	112644656	51218	525606434	294979
(II) VEGETABLES	KG	96904867	23719	614716130	138372	131488354	32010	490749183	137201
(III) FRUIT & VEGETABLE JUICES	KG	1770341	1387	16324548	12657	2497075	2293	15949682	13848
04.WHEAT	MT	44680	11409	515002	110838	65649	12532	65822	12577
05.WHEAT FLOUR	MT	50575	13519	434508	106725	16716	4471	183111	50096
06.SPICES(INCL. CHILLIES)	KG	2090152	8941	15137423	59173	1561135	6996	13666186	50375
07.OIL SEEDS, NUTS AND KERNALS	KG	2557609	3907	45452867	64716	1951474	2830	23744992	29203
08.LEGUMINOUS VEGETABLE	KG								
09.FLOWERS	KG	95162	141	645065	1031	88010	158	299621	611
10.RAW HIDES AND SKINS	KG			43050	121			6440	76
11.RAW WOOL AND ANIMAL HAIR	KG	238876	440	2111699	3576	236940	419	1708931	2688
(I) RAW WOOL	KG	68698	144	583459	1197	45315	99	275812	661
(II) ANIMAL HAIR	KG	170178	295	1528240	2379	191625	320	1433119	2027
12.CRUDE ANIMAL MATERIAL	KG	3292190	3420	22746137	24613	2049120	2492	13183928	17669
13.CRUDE FERTILIZER	MT	1759	173	10850	1010	650	100	6480	951
14.MOLASSES	KG	7532360	794	82956563	8153	6416584	614	106090584	13568
15.RAW COTTON	MT	482	835	9392	15282	386	591	33697	55549
16.COTTON WASTE	MT	1835	1861	25708	30032	4104	5407	34378	41533
17.PETROLEUM CRUDE	MT	45753	20630	367207	184592	45411	23103	274929	120587
18.MARBLES AND STONES	MT	68161	4295	874030	38877	114740	5289	505435	34958
19.TOBACCO	KG	320369	692	7695144	17314	229663	793	6293441	22657
(I) UN-MANUFACTURED	KG	225220	482	7117677	15852	161825	580	5913623	21127
(II) MANUFACTURED EXCL.CIGARET	KG	95149	210	577467	1462	67838	213	379818	1530
20.COKE	MT								
B.TEXTILES MANUFACTURES			1067504		8681088		1031406		8500255
01.COTTON YARN	KG	42824060	108759	283860292	743799	45905833	120401	332594764	859716
02.COTTON CLOTH	SQM	223477663	176642	1828629768	1410357	186010830	176299	1431356451	1425586
03.ARTICLES OF APPAREL & CLOTHI ACCESSORIES (EXCL. KNITWEARS)	DOZ	4281025	225534	33520168	1741765	3177628	213254	25851746	1695814
04.ART SILK AND SYNTHETIC TEXTIL	SQM	32466442	23159	248241670	196592	21150387	24715	200117233	197293
05.COTTON THREAD	KG	59458	202	253186	948	20876	76	199162	824
06.TEXTILE FABRICS WOVEN(OTHER THAN COTTON & ARTIFICIAL FABRI	--		555		2665		711		3005
07.TULE, LACE, EMBROIDERY ETC	--		1305		10663		1839		11951
08.COTTON BAGS/SACKS	MT	983	1028	6972	8930	551	767	4070	7837
09.TENTS & OTHER CANVAS GOODS	KG	2616069	6399	22422168	63125	1247190	3012	20988597	60001
10.BED WEAR	KG	31798163	175424	280449806	1529999	29808862	172093	246324434	1477724
11.TOWELS	KG	15661647	70246	120854079	516695	15389171	64964	136573668	523266
12.TEXTILE MADE UPS (EXCL. TOWE- & BED WEAR)	-		56059		462129		54700		451646
13.KNITWEARS	DOZ	10117151	214773	79523567	1939184	7099978	193275	68803738	1741699
14.WASTE MATERIAL OF TEXTILE FIBRES/FABRICS	KG	2448215	2006	21173290	14449	1627845	1368	13243065	10138
15.YARN OTHER THAN COTTON YARN	KG	761665	2170	6659633	19948	808641	2287	7106192	20140
16.KINTTED OR CROCHATED FABRICS	SQM	913257	3242	7026619	19839	726008	1646	6489996	13617
C.OTHER MANUFACURES			291201		2501326		305855		2491570
01.CIGARETTES	THNO			43	1			8655	203

Contd.

10.4 Exports by Selected Commodities in Dollars

(In Thousand Dollar)

Groups/commodities	Unit	February, 2019		Cuml, From July, 2018		February, 2018		Cuml, From July, 2017	
		Quantity	Value	Quantity	Value	Quantity	Value	Quantity	Value
02.LEATHER	SQM	1665570	17971	14069821	166117	1726288	23438	17176648	212327
03.CARPETS,RUGS AND TAPESTRIES	SQM	110438	4311	1046706	44590	132347	5305	1190808	50684
(I) WOOLLEN CARPETS AND RUGS	SQM	101198	4234	983641	43868	128405	5236	1061779	49778
(II) WOOLLEN CARPET MACHINE M	SQM			69	2	75	2	323	7
(III) TAPESTRY CLOTH	SQM			392	1				
(IV) CARPETS KNOTTED & OTHER FLOOR COVERING	SQM	9240	77	62604	719	3867	67	128706	899
04.PETROLEUM PRODUCTS	MT	11890	7366	211409	143472	40815	26324	259678	144288
05.FEEDING STUFF FOR ANIMALS	KG	39346918	8381	418924871	69768	56035634	9727	342512092	49265
06.CHEMICALS AND PHARMACEUTICA PRODUCTS	--		86056		741298		77982		697017
(I) PLASTIC MATERIALS	KG	25947226	33502	167146334	216317	16264610	18822	151534891	162403
(II) PHARMACAUTICAL PRODUCTS.	KG	979755	15932	8568014	139487	711260	14311	7357589	133253
(III) FERTILIZER MANUFACTURES	MT					26206	5811	224420	49278
(IV) OTHER CHEMICAL	--		36622		385494		39038		352084
07.RUBBER MANUFACTURES	--		990		11363		1306		12203
08.PAPER AND PAPER BOARD	KG	1435499	3538	23255148	53395	2082269	4847	23507375	54074
09.GUAR AND GUAR PRODUCTS	KG	2203787	3339	14997586	23958	1801386	2962	15226490	22480
10.CUTLERY	--		7064		58142		6284		58977
11.GOLD	GM	500	1	500	1				
12.COPPER AND ARTICLES THEREOF	--		27494		165747		17583		116014
13.MACHINERY & TRANSPORT EQUIPMEN (INCL.ENGINEERING ELECTRICALS)			14935		111781		12332		125336
(I) ELECTRIC FANS	NO	119998	1829	794007	14213	127574	2603	667233	13571
(II) TRANSPORT EQUIPMENT	--		745		11878		1500		14808
(III) OTHER ELECTRICAL MACHINE	--		3053		21729		1262		22021
(IV) MACHINERY SPECIALIZED	--		2691		23956		2362		20594
PARTICULARS INDUSTRIES									
(V) AUTO PARTS	--		1077		11605		909		10590
(VI) OTHER MACHINERY	--		5542		28399		3696		43752
14.FOOTWEARS	PAIR	996515	11030	7514795	80312	1103976	10627	6269376	70093
(I) LEATHER FOOTWEAR	PAIR	614338	9454	4668283	71142	620900	9583	3887421	62930
(II) CANVAS FOOTWEAR	PAIR	7812	16	27006	78	18131	61	44933	175
(III) OTHER FOOTWEAR	PAIR	374365	1560	2819506	9091	464945	983	2337022	6988
15.LEATHER MANUFACTURES(EXCL. LEATHER FOOTWEARS)	--		38465		325543		41987		352314
(I) LEATHER GLOVES	DOZ	343519	17904	3667267	142573	593978	19037	4258846	141677
(II) APPAREL & CLOTHING	DOZ	78593	19490	683200	175536	73614	21837	542118	202548
(III) OTHER LEATHER MANUFACTUR	KG	109218	1071	775042	7434	86076	1112	643377	8089
16.HOUSE-HOLD EQUIPMENT	KG	827459	2556	4574594	14780	518067	1744	4959358	16166
17.SPORTS GOODS	--		21970		198600		29842		213430
(I) FOOT BALLS COMPLETE	DOZ	256016	12043	2126287	99161	249186	13093	2038843	104639
(II) GLOVES (SPORTS)	DOZ	107930	6445	1295326	67472	320153	11731	1679671	74469
(III) OTHER	--		3482		31966		5017		34322
18.SURGICAL GOODS,MEDICAL INSTRUMENTS AND APPLIANCES	NO	9754568	31869	96953490	253217	17098130	27874	134508895	248802
19.ONYX MANUFACTURED	KG	85568	271	1242047	3255	99437	270	1235523	3452
20.HANDICRAFTS	--								4005
21.TEXTILE PRODUCT & ARTICLE FOR TECHNICAL USE	KG	18045	72	197165	911	25469	136	231933	1149
22.BOOKS AND PRINTED MATTERS	--		497		3317		682		3284
23.PIG IRON	MT			497	236			19	12
24.PRECIOUS/SEMI-PRECIOUS STON	GM	398947	361	2871293	2651	275737	219	2606054	2401
25.JEWELLERY	--		354		3758		369		4844
26.ARTICLES OF PLASTIC	KG	1074057	2088	9124326	20990	1212975	3594	10786863	25566
27.FURNITURE	NO	9770	168	156461	2571	19705	345	139274	2662
28.PARTS OF FOOTWEAR	--		51		1552		75		522
D.OTHERS	--		146289		1250307		178749		1420539

10.5 Exports by Selected Commodities in Rupees

(In Thousand Rupees)

Groups/commodities	Unit	February, 2019		Cuml, From July, 2018		February, 2018		Cuml, From July, 2017	
		Quantity	Value	Quantity	Value	Quantity	Value	Quantity	Value
GRAND TOTAL			260592020		1988937544		209414547		1589321656
A.PRIMARY COMMODITIES			52104093		353609385		41995161		260720419
01.RICE	MT	421603	28131287	2497536	167902835	387116	21467647	2665869	135707337
(I) RICE BASMATI	MT	77205	10151502	370248	48482769	54519	6561480	298559	33869437
(II) RICE OTHER VARIETIES	MT	344398	17979785	2127288	119420066	332597	14906167	2367310	101837900
02.FISH AND FISH PREPARATIONS	KG	13506113	4259201	108424909	32859462	16955487	3816946	113530122	28271137
03.FRUILTS & VEGETABLES INCL.JUICES	KG	212843492	9869847	1260067132	65585180	246630085	9444493	1032305299	48220871
(I) FRUILTS	KG	114168284	6391907	629026454	45443639	112644656	5656232	525606434	31849266
(II) VEGETABLES	KG	96904867	3285856	614716130	18484597	131488354	3535044	490749183	14887252
(III) FRUIT & VEGETABLE JUICES	KG	1770341	192084	16324548	1656943	2497075	253216	15949682	1484353
04.WHEAT	MT	44680	1580543	515002	13977010	65649	1383922	65822	1388695
05.WHEAT FLOUR	MT	50575	1872793	434508	14215067	16716	493785	183111	5304488
06.SPICES(INCL. CHILLIES)	KG	2090152	1238656	15137423	7845691	1561135	772624	13666186	5402692
07.OIL SEEDS, NUTS AND KERNALS	KG	2557609	541283	45452867	8589544	1951474	312508	23744992	3126506
08.LEGUMINOUS VEGETABLE	KG								
09.FLOWERS	KG	95162	19555	645065	135291	88010	17484	299621	65636
10.RAW HIDES AND SKINS	KG			43050	16369			6440	8041
11.RAW WOOL AND ANIMAL HAIR	KG	238876	60934	2111699	467190	236940	46295	1708931	288475
(I) RAW WOOL	KG	68698	20006	583459	156136	45315	10978	275812	71187
(II) ANIMAL HAIR	KG	170178	40928	1528240	311054	191625	35318	1433119	217288
12.CRUDE ANIMAL MATERIAL	KG	3292190	473805	22746137	3243748	2049120	275249	13183928	1895373
13.CRUDE FERTILIZER	MT	1759	23980	10850	132834	650	11075	6480	102299
14.MOLASSES	KG	7532360	110044	82956563	1044329	6416584	67803	106090584	1450608
15.RAW COTTON	MT	482	115709	9392	1965097	386	65213	33697	5872932
16.COTTON WASTE	MT	1835	257872	25708	3905473	4104	597080	34378	4438642
17.PETROLEUM CRUDE	MT	45753	2857853	367207	24238890	45411	2551329	274929	13009902
18.MARBLES AND STONES	MT	68161	594902	874030	5141211	114740	584107	505435	3747689
19.TOBACCO	KG	320369	95830	7695144	2344163	229663	87600	6293441	2419095
(I) UN-MANUFACTURED	KG	225220	66742	7117677	2152206	161825	64091	5913623	2254983
(II) MANUFACTURED EXCL.CIGARET	KG	95149	29088	577467	191958	67838	23508	379818	164111
20.COKE	MT								
B.TEXTILES MANUFACTURES			147882105		1142145561		113902499		909779033
01.COTTON YARN	KG	42824060	15066441	283860292	97465390	45905833	13296376	332594764	91938050
02.COTTON CLOTH	SQM	223477663	24470380	1828629768	185380050	186010830	19469468	1431356451	152601793
03.ARTICLES OF APPAREL & CLOTHI ACCESSORIES (EXCL. KNITWEARS)	DOZ	4281025	31243434	33520168	229854360	3177628	23550510	25851746	181688022
04.ART SILK AND SYNTHETIC TEXTIL	SQM	32466442	3208284	248241670	25846210	21150387	2729362	200117233	21114603
05.COTTON THREAD	KG	59458	28052	253186	125210	20876	8405	199162	87695
06.TEXTILE FABRICS WOVEN(OTHER THAN COTTON & ARTIFICIAL FABRI	--		76888		353666		78503		321227
07.TULE, LACE, EMBROIDERY ETC	--		180809		1406954		203071		1282037
08.COTTON BAGS/SACKS	MT	983	142355	6972	1171909	551	84679	4070	839781
09.TENTS & OTHER CANVAS GOODS	KG	2616069	886499	22422168	8398856	1247190	332662	20988597	6421308
10.BED WEAR	KG	31798163	24301550	280449806	200974358	29808862	19004982	246324434	158060194
11.TOWELS	KG	15661647	9731249	120854079	68051652	15389171	7174225	136573668	56036106
12.TEXTILE MADE UPS (EXCL. TOWE- & BED WEAR)	-		7765895		60890567		6040734		48349232
13.KNITWEARS	DOZ	10117151	29752668	79523567	255080845	7099978	21344142	68803738	186340584
14.WASTE MATERIAL OF TEXTILE FIBRES/FABRICS	KG	2448215	277901	21173290	1906852	1627845	151073	13243065	1086349
15.YARN OTHER THAN COTTON YARN	KG	761665	300616	6659633	2620994	808641	252547	7106192	2156295
16.KINTTED OR CROCHATED FABRICS	SQM	913257	449084	7026619	2617687	726008	181761	6489996	1455759
C.OTHER MANUFACTURES			40340248		328735076		33776878		266700803
01.CIGARETTES	THNO			43	91			8655	21581

Contd.

10.5 Exports by Selected Commodities in Rupees

(In Thousand Rupees)

Groups/commodities	Unit	February, 2019		Cuml, From July, 2018		February, 2018		Cuml, From July, 2017	
		Quantity	Value	Quantity	Value	Quantity	Value	Quantity	Value
02.LEATHER	SQM	1665570	2489517	14069821	21810155	1726288	2588399	17176648	22726771
03.CARPETS,RUGS AND TAPESTRIES	SQM	110438	597219	1046706	5870275	132347	585875	1190808	5414737
(I) WOOLLEN CARPETS AND RUGS	SQM	101198	586540	983641	5775566	128405	578262	1061779	5318289
(II) WOOLLEN CARPET MACHINE M	SQM			69	210	75	223	323	768
(III) TAPESTRY CLOTH	SQM			392	191				
(IV) CARPETS KNOTTED & OTHER FLOOR COVERING	SQM	9240	10679	62604	94308	3867	7390	128706	95680
04.PETROLEUM PRODUCTS	MT	11890	1020476	211409	18605643	40815	2907035	259678	15505774
05.FEEDING STUFF FOR ANIMALS	KG	39346918	1161036	418924871	9207151	56035634	1074225	342512092	5297889
06.CHEMICALS AND PHARMACEUTICA PRODUCTS	--		11921367		97296384		8611910		74505022
(I) PLASTIC MATERIALS	KG	25947226	4641003	167146334	28463296	16264610	2078638	151534891	17386756
(II) PHARMACAUTICAL PRODUCTS.	KG	979755	2207087	8568014	18361860	711260	1580414	7357589	14246586
(III) FERTILIZER MANUFACTURES	MT					26206	641682	224420	5220419
(IV) OTHER CHEMICAL	--		5073276		50471228		4311175		37651260
07.RUBBER MANUFACTURES	--		137202		1496860		144198		1305998
08.PAPER AND PAPER BOARD	KG	1435499	490093	23255148	6958937	2082269	535243	23507375	5771400
09.GUAR AND GUAR PRODUCTS	KG	2203787	462548	14997586	3152459	1801386	327055	15226490	2414507
10.CUTLERY	--		978645		7655710		693976		6304753
11.GOLD	GM	500	139	500	139				
12.COPPER AND ARTICLES THEREOF	--		3808830		22130990		1941804		12459270
13.MACHINERY & TRANSPORT EQUIPMEN (INCL.ENGINEERING ELECTRICALS)			2069015		14659601		1361856		13387040
(I) ELECTRIC FANS	NO	119998	253367	794007	1860236	127574	287422	667233	1457212
(II) TRANSPORT EQUIPMENT	--		103187		1559955		165631		1583271
(III) OTHER ELECTRICAL MACHINE	--		422929		2866675		139397		2344774
(IV) MACHINERY SPECIALIZED PARTICULARS INDUSTRIES	--		372717		3130619		260858		2200610
(V) AUTO PARTS	--		149128		1525439		100389		1132256
(VI) OTHER MACHINERY	--		767687		3716676		408160		4668917
14.FOOTWEARS	PAIR	996515	1528047	7514795	10590385	1103976	1173618	6269376	7521779
(I) LEATHER FOOTWEAR	PAIR	614338	1309689	4668283	9378857	620900	1058323	3887421	6753577
(II) CANVAS FOOTWEAR	PAIR	7812	2285	27006	10305	18131	6768	44933	18799
(III) OTHER FOOTWEAR	PAIR	374365	216073	2819506	1201223	464945	108528	2337022	749402
15.LEATHER MANUFACTURES(EXCL. LEATHER FOOTWEARS)	--		5328530		42815992		4636760		37709945
(I) LEATHER GLOVES	DOZ	343519	2480261	3667267	18777361	593978	2102388	4258846	15178362
(II) APPAREL & CLOTHING	DOZ	78593	2699916	683200	23058547	73614	2411585	542118	21663221
(III) OTHER LEATHER MANUFACTUR	KG	109218	148353	775042	980085	86076	122787	643377	868361
16.HOUSE-HOLD EQUIPMENT	KG	827459	354136	4574594	1953776	518067	192619	4959358	1727251
17.SPORTS GOODS	--		3043580		26058431		3295543		22884511
(I) FOOT BALLS COMPLETE	DOZ	256016	1668290	2126287	13039593	249186	1445903	2038843	11209872
(II) GLOVES (SPORTS)	DOZ	107930	892888	1295326	8811313	320153	1295553	1679671	7992624
(III) OTHER	--		482401		4207525		554088		3682014
18.SURGICAL GOODS,MEDICAL INSTRUMENTS AND APPLIANCES	NO	9754568	4414898	96953490	33351423	17098130	3078299	134508895	26618666
19.ONYX MANUFACTURED	KG	85568	37515	1242047	426279	99437	29824	1235523	368764
20.HANDICRAFTS	--								421852
21.TEXTILE PRODUCT & ARTICLE FOR TECHNICAL USE	KG	18045	9931	197165	118098	25469	15062	231933	122413
22.BOOKS AND PRINTED MATTERS	--		68869		434836		75340		352660
23.PIG IRON	MT			497	30579			19	1237
24.PRECIOUS/SEMI-PRECIOUS STON	GM	398947	50033	2871293	350371	275737	24163	2606054	256986
25.JEWELLERY	--		49028		493544		40711		521933
26.ARTICLES OF PLASTIC	KG	1074057	289212	9124326	2725876	1212975	396872	10786863	2737098
27.FURNITURE	NO	9770	23293	156461	338128	19705	38152	139274	285118
28.PARTS OF FOOTWEAR	--		7091		202963		8336		55847
D.OTHERS	--		20265573		164447523		19740009		152121402

10.6 Imports by Selected Commodities in Dollars

(In Thousand Dollar)

Groups/commodities	Unit	February, 2019		Cuml, From July, 2018		February, 2018		Cuml, From July, 2017	
		Quantity	Value	Quantity	Value	Quantity	Value	Quantity	Value
GRAND TOTAL			4143745		36563437		4764291		39029010
A. FOOD GROUP			257329		2336829		267471		2582812
1.MILK AND CREAM	KG	7593226	11647	51445896	80220	4952182	10040	46370844	97377
2.WHEAT UNMILLED	MT	--	--	--	--	--	--	--	--
3.PULSES	KG	64988287	32225	659459332	356618	65455373	37987	474430073	353435
4.DRY FRUITS	KG	1692457	3144	17047203	30274	1374119	2312	66726264	93608
5.SUGAR REFINED	MT	595	290	4621	2347	823	474	6068	3606
6.TEA	KG	18419920	46281	149509861	393585	19915399	58049	130062342	398041
7.SPICES	KG	9558234	11881	85556171	98246	10280522	13555	88100008	106593
8.MILK FOOD FOR BABIES,INFT.,INVLD	KG	1527399	8794	13820115	77927	1289389	5754	12421144	70749
9.BEVERAGES	LTR	897774	431	9789173	4717	718337	386	10419222	6162
10.PALM OIL	KG	251453223	134485	2044901028	1235356	200684009	137205	1822323981	1345752
11.SOYABEAN OIL	KG	12307121	8152	79012166	57539	2260951	1709	120951537	107488
B. MACHINERY GROUP			937596		7862600		1212376		10390134
1.POWER GENERATING MACH.	--		111810		845972		177107		1777191
2.AGRICULTURE MACHINERY&IMPLEMENTS	--		11607		86590		12052		82722
3.CONSTRUCTION & MINING MACHINERY	--		11375		166323		21553		241557
4.TEXTILE MACHINERY	--		29690		343409		37816		392578
5.METAL WORKING MACHINERY	--		12605		111851		18670		99710
6.GEN INDUSTRIAL MACH & EQU/PARTS NS	--		206831		1491849		220071		1667889
7.OFFICE MACH.INCL.DATA PROS. EQUIP	--		31885		309261		40313		318023
8.TELECOM & SOUND RECORDING EQUIP	--		119796		896342		126368		993111
9.ELECTRICAL MACHINERY & APPARATUS	--		126985		1159095		171324		1404378
10.ROAD MOTOR VEHICLES	--		152443		1555451		207963		1777394
11.RAILWAY VEHICLES	--		28048		48637		75373		277824
12.AIRCRAFTS,SHIPS AND BOATS	--		8813		212071		32578		721186
13.OTHER MACHINERY	--		85709		635751		71188		636569
C. PETROLEUM GROUP			930819		9618577		1117444		9014941
1.CRUDE PETROLEUM	MT	653415	328090	5796505	3036297	862971	377281	6797823	2507187
2.PETROLEUM PRODUCTS	MT	695567	358124	6832435	4211210	840321	464860	10523755	4912448
3.GAS NATURAL & MANUFACTURED	--		244606		2371070		275303		1595306
D. TEXTILE GROUP			134789		1041882		126182		1013905
1.SYNTHETIC AND REGENERATED FIBRE	KG	24487871	45317	185501040	375770	22505063	44543	161309947	344625
2.SYNTHETIC & ARTIFICIAL SILK YARN	KG	27963078	61865	195653057	426575	30746236	56844	214776621	440781
3.WORN CLOTHING	KG	29797010	12490	305181398	113894	28984867	10616	286168085	105482
4.ARTICLES OF APPAREL & CLOTHING	--		12309		94644		9778		82515
5.BAGS & SACKS OF TEX. MATERIALS	MT	385	333	4578	4869	689	613	4715	6485
6.JUTE	MT	4771	2476	50882	26130	6665	3789	57046	34017
E. AGRICULTURE/OTH. CHEMICAL GROUP			640920		5904138		690800		5692760
1.ORGANIC CHEMICALS	--		175445		1592788		216864		1484070

Contd.

10.6 Imports by Selected Commodities in Dollars

(In Thousand Dollar)

Groups/commodities	Unit	February, 2019		Cuml, From July, 2018		February, 2018		Cuml, From July, 2017	
		Quantity	Value	Quantity	Value	Quantity	Value	Quantity	Value
2.INORGANIC CHEMICALS	--		36248		345667		44078		314817
3.DYEING TANNING & COLOUR MATERIAL	KG	16249849	45337	124826575	342557	14328222	41205	113291686	319645
4.MEDICINAL PRODUCTS	KG	1555640	87334	15148284	743638	1545231	74870	14147728	673044
5.ESSENTIAL OIL, PERFUMES TOILT ETC	KG	6790017	24750	99049450	201213	7953611	26925	75545208	235728
6.FERTILIZER MANUFACTURED	MT	22736	8573	1575600	665046	69570	29874	1546456	583329
7.PLASTIC MATERIALS	KG	133223246	190354	987611785	1440492	120820009	194647	982250133	1505214
8.INSECTICIDES	KG	2188366	15566	18876087	119230	1058471	8301	17038334	107167
9.OTHER.CHEMICAL PRODUCTS	--		57312		453508		54036		469745
F. METAL GROUP			371164		3250445		393139		3319686
1.IRON ORES AND CONCENTRATES	MT	92	44	378	145	--	--	78	26
2.IRON AND STEEL SCRAP	MT	358514	103516	3350473	999425	350536	102320	3623348	1035370
3.NON FERROUS BASE METAL WASTE & S	MT	25941	9933	233809	83324	17740	8484	153928	64350
4.IRON AND STEEL	MT	229026	159683	2152349	1479831	328875	208568	2364948	1561469
5.ALUMINIUM WROUGHT & WORKED	--		11894		138234		19163		149533
6.MANUFACTURES OF METAL NES	--		86095		549486		54604		508937
G. MISCELLANEOUS ITEMS			477703		4055894		473318		4162326
1.FEEDING STUFF FOR ANIMALS	KG	9242850	7835	103057579	77445	11213361	7577	245255327	114253
2.HIDES,SKINS AND FURSKINS RAW	KG	701010	2787	5466280	20076	942894	3933	6096521	23934
3.OIL SEEDS & OLEAGINOUS FRUITS	KG	205746394	85281	1991812083	862489	181748176	106491	1789712574	925176
4.RUBBER CRUDE INCL.SYNTH/RECLAIMED	KG	7792720	14682	66522589	119045	8469994	17743	66592752	133638
5.WOOD & CORK	--		13559		95054		9386		86123
6.PULP AND WASTE PAPER	KG	29171471	11792	327001981	140691	31649544	13178	241224811	112695
7.FERTILIZER CRUDE	MT	21210	6480	108509	35250	9950	3665	74480	30262
8.CRUDE ANIMAL&VEGETABLE MATERIALS	KG	9288136	12800	71730960	112514	6211079	12871	64085446	119351
9.COAL, COKE & BRIQUETTES	MT	1261060	115413	10457814	1082274	916028	95822	7807682	821622
10.ANIMAL OILS AND FATS	KG	1781975	1131	15296072	9640	2272729	1434	24772521	16347
11.ANIMAL/VEG, FAT OIL WAX ETC NES	KG	1805444	1748	17312650	19271	1626696	2669	11610000	18656
12.RUBBER TYRES & TUBES	NO	241119	9984	2475432	107376	306772	15610	4728052	232471
13.CORK/WOOD MFG.(EXCL FURNITURE)	KG	10151234	6776	75205786	44930	7476704	6223	52348844	54146
14.PAPER&PAPER BOARD & MANF. THEREOF	KG	43614919	45698	391729924	367839	48210295	44743	413187218	370156
15.CEMENT	MT	19796	887	178310	7395	16256	946	192775	10264
16.PREFABRICATED BUILDGS,SANITRY,PLG	--		8855		79703		12062		115017
17.FOOTWEAR	PAIR	2353956	10173	15445387	63590	2865691	7526	20044417	74616
18.PROFESSIONAL,SCIENTIFIC & CONTROL	--		44434		394394		58485		458441
19.PHOTO EQPT, OPTICAL GOODS N.E.S.	--		4843		42407		6871		45295
20.PRINTED MATTERS	--		3876		50266		6477		48443
21.ARTICLES N.E.S. OF PLASTICS	KG	3168171	11026	25573868	91408	2528097	12835	23583677	105921
22.BABY CARRIAGES, TOYS GAMES ETC.	--		5325		47444		6874		65030
23.OFFICE STATIONERY SUPPLY N.E.S	--		4318		27740		5031		35883
24.JEWELLERY OFGOLD/SILVERSMITH WEAR	--		2122		9784		1584		12462
25.MUSICAL INSTRUMENTS AND PARTS	--		44345		130070		11151		107554
26.ARTICLES & MFG. OF CAVING ETC.	--		974		7523		1793		11390
27.GOLD.NON-MENETART NOT ORE/CONCEN	GM	13694	558	261940	10275	8259	337	325605	13180
ALL OTHER ITEMS	--		393425		2493070		483562		2852446

10.7 Imports by Selected Commodities in Rupees

(In Thousand Rupees)

Groups/commodities	Unit	February, 2019		Cuml, From July, 2018		February, 2018		Cuml, From July, 2017	
		Quantity	Value	Quantity	Value	Quantity	Value	Quantity	Value
GRAND TOTAL			574036115		4798327949		526140828		4180430430
A. FOOD GROUP			35647926		306760478		29537919		276182154
1.MILK AND CREAM	KG	7593226	1613480	51445896	10712068	4952182	1108774	46370844	10425130
2.WHEAT UNMILLED	MT	--	--	--	--	--	--	--	--
3.PULSES	KG	64988287	4464123	659459332	46562856	65455373	4195094	474430073	37844652
4.DRY FRUITS	KG	1692457	435486	17047203	4062267	1374119	255368	66726264	9923914
5.SUGAR REFINED	MT	595	40120	4621	308640	823	52297	6068	384949
6.TEA	KG	18419920	6411278	149509861	51711201	19915399	6410608	130062342	42691516
7.SPICES	KG	9558234	1645937	85556171	12858162	10280522	1496892	88100008	11411782
8.MILK FOOD FOR BABIES,INFT.,INVLD	KG	1527399	1218265	13820115	10229719	1289389	635457	12421144	7562644
9.BEVERAGES	LTR	897774	59717	9789173	613474	718337	42642	10419222	659351
10.PALM OIL	KG	251453223	18630285	2044901028	162187032	200684009	15152109	1822323981	143913203
11.SOYABEAN OIL	KG	12307121	1129234	79012166	7515058	2260951	188679	120951537	11365014
B. MACHINERY GROUP			129885883		1032338505		133887771		1113878304
1.POWER GENERATING MACH.	--		15489181		111069419		19558693		190418078
2.AGRICULTURE MACHINERY&IMPLEMENTS	--		1607888		11394329		1330968		8871341
3.CONSTRUCTION & MINING MACHINERY	--		1575754		21581459		2380199		25781972
4.TEXTILE MACHINERY	--		4112991		45340145		4176185		41992043
5.METAL WORKING MACHINERY	--		1746119		14783307		2061777		10726330
6.GEN INDUSTRIAL MACH & EQU/PARTS NS	--		28652387		196142510		24303402		178715331
7.OFFICE MACH.INCL.DATA PROS. EQUIP	--		4417056		40637229		4451943		34089696
8.TELECOM & SOUND RECORDING EQUIP	--		16595441		118000057		13955388		106526935
9.ELECTRICAL MACHINERY & APPARATUS	--		17591332		152150067		18920030		150529736
10.ROAD MOTOR VEHICLES	--		21118057		203410445		22966175		190019218
11.RAILWAY VEHICLES	--		3885482		6515760		8323750		29944829
12.AIRCRAFTS,SHIPS AND BOATS	--		1220889		27863306		3597694		78072945
13.OTHER MACHINERY	--		11873306		83450471		7861566		68189849
C. PETROLEUM GROUP			128947018		1259578520		123404031		965323503
1.CRUDE PETROLEUM	MT	653415	45450481	5796505	397355843	862971	41664721	6797823	268919767
2.PETROLEUM PRODUCTS	MT	695567	49611128	6832435	551675807	840321	51336397	10523755	524819540
3.GAS NATURAL & MANUFACTURED	--		33885409		310546869		30402913		171584196
D. TEXTILE GROUP			18672451		137073050		13934874		108615764
1.SYNTHETIC AND REGENERATED FIBRE	KG	24487871	6277743	185501040	49361601	22505063	4919029	161309947	36927493
2.SYNTHETIC & ARTIFICIAL SILK YARN	KG	27963078	8570265	195653057	56267844	30746236	6277571	214776621	47231396
3.WORN CLOTHING	KG	29797010	1730180	305181398	14993770	28984867	1172413	286168085	11289623
4.ARTICLES OF APPAREL & CLOTHING	--		1705258		12389100		1079793		8817251
5.BAGS & SACKS OF TEX. MATERIALS	MT	385	46072	4578	643068	689	67664	4715	692164
6.JUTE	MT	4771	342933	50882	3417668	6665	418404	57046	3657837
E. AGRICULTURE/OTH. CHEMICAL GROUP			88787121		774035726		76287925		609230748
1.ORGANIC CHEMICALS	--		24304479		209247367		23949240		159097881

Contd.

10.7 Imports by Selected Commodities in Rupees

(In Thousand Rupees)

Groups/commodities	Unit	February, 2019		Cuml, From July, 2018		February, 2018		Cuml, From July, 2017	
		Quantity	Value	Quantity	Value	Quantity	Value	Quantity	Value
2.INORGANIC CHEMICALS	--		5021509		45418885		4867686		33671402
3.DYEING TANNING & COLOUR MATERIAL	KG	16249849	6280614	124826575	45060893	14328222	4550416	113291686	34228195
4.MEDICINAL PRODUCTS	KG	1555640	12098451	15148284	97615993	1545231	8268259	14147728	72022490
5.ESSENTIAL OIL, PERFUMES TOILT ETC	KG	6790017	3428705	99049450	26442457	7953611	2973447	75545208	25230325
6.FERTILIZER MANUFACTURED	MT	22736	1187613	1575600	85760781	69570	3299096	1546456	62015597
7.PLASTIC MATERIALS	KG	133223246	26369905	987611785	189152323	120820009	21495704	982250133	161251369
8.INSECTICIDES	KG	2188366	2156394	18876087	15667726	1058471	9166559	17038334	11445190
9.OTHER.CHEMICAL PRODUCTS	--		7939451		59669301		5967419		50268299
F. METAL GROUP			51417657		426887586		43415992		355462811
1.IRON ORES AND CONCENTRATES	MT	92	6121	378	19103	--	--	78	2783
2.IRON AND STEEL SCRAP	MT	358514	14340095	3350473	131044764	350536	11299622	3623348	110789901
3.NON FERROUS BASE METAL WASTE & SCR	MT	25941	1375985	233809	10961423	17740	936917	153928	6905761
4.IRON AND STEEL	MT	229026	22121002	2152349	193936227	328875	23033058	2364948	167313392
5.ALUMINIUM WROUGHT & WORKED	--		1647662		18072435		2116199		16038648
6.MANUFACTURES OF METAL NES	--		11926792		72853633		6030195		54412325
G. MISCELLANEOUS ITEMS			66176606		532601711		52270551		445491306
1.FEEDING STUFF FOR ANIMALS	KG	9242850	1085386	103057579	10198057	11213361	836753	245255327	12171681
2.HIDES,SKINS AND FURSKINS RAW	KG	701010	386152	5466280	2640712	942894	434389	6096521	2563632
3.OIL SEEDS & OLEAGINOUS FRUITS	KG	205746394	11814076	1991812083	113745780	181748176	11760204	1789712574	98991864
4.RUBBER CRUDE INCL.SYNTH/RECLAIMED	KG	7792720	2033940	66522589	15687988	8469994	1959426	66592752	14329684
5.WOOD & CORK	--		1878343		12510616		1036483		9224418
6.PULP AND WASTE PAPER	KG	29171471	1633514	327001981	18330620	31649544	1455349	241224811	12077351
7.FERTILIZER CRUDE	MT	21210	897709	108509	4614849	9950	404754	74480	3234009
8.CRUDE ANIMAL&VEGETABLE MATERIALS	KG	9288136	1773203	71730960	14651228	6211079	1421394	64085446	12724603
9.COAL, COKE & BRIQUETTES	MT	1261060	15988306	10457814	141605309	916028	10582076	7807682	88079825
10.ANIMAL OILS AND FATS	KG	1781975	156628	15296072	1249761	2272729	158343	24772521	1745373
11.ANIMAL/VEG, FAT OIL WAX ETC NES	KG	1805444	242151	17312650	2530854	1626696	294746	11610000	2001091
12.RUBBER TYRES & TUBES	NO	241119	1383083	2475432	13933769	306772	1723885	4728052	24785982
13.CORK/WOOD MFG.(EXCL FURNITURE)	KG	10151234	938632	75205786	5920220	7476704	687207	52348844	5804223
14.PAPER&PAPER BOARD & MANF. THEREOF	KG	43614919	6330594	391729924	48275148	48210295	4941202	413187218	39596289
15.CEMENT	MT	19796	122825	178310	971836	16256	104488	192775	1094541
16.PREFABRICATED BUILDGS,SANITRY,PLG	--		1226742		10480129		1332080		12280204
17.FOOTWEAR	PAIR	2353956	1409245	15445387	8299902	2865691	831096	20044417	7959361
18.PROFESSIONAL,SCIENTIFIC & CONTROL	--		6155460		51891826		6458714		49069455
19.PHOTO EQPT, OPTICAL GOODS N.E.S.	--		670938		5584956		758815		4848275
20.PRINTED MATTERS	--		536976		6595666		715279		5211176
21.ARTICLES N.E.S. OF PLASTICS	KG	3168171	1527387	25573868	11994361	2528097	1417478	23583677	11339976
22.BABY CARRIAGES, TOYS GAMES ETC.	--		737737		6227001		759175		6949612
23.OFFICE STATIONERY SUPPLY N.E.S	--		598230		3678429		555589		3848647
24.JEWELLERY OFGOLD/SILVERSMITH WEAR	--		294007		1294220		174978		1329775
25.MUSICAL INSTRUMENTS AND PARTS	--		6143107		17358238		1231497		11604180
26.ARTICLES & MFG. OF CAVING ETC.	--		134938		994093		197969		1220143
27.GOLD.NON-MENETART NOT ORE/CONCEN	GM	13694	77301	261940	1336143	8259	37182	325605	1405935
ALL OTHER ITEMS	--		54501452		329052373		53401765		306245840

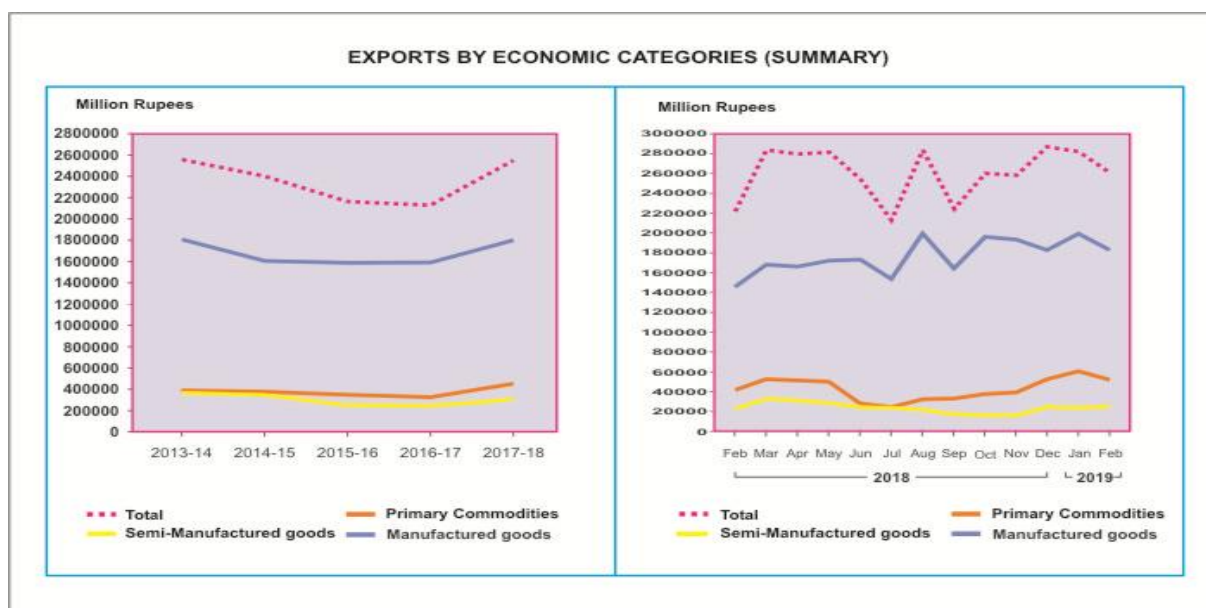
10.8 Exports by Economic Categories (Summary)

(Million Rupees)

Year/Month	Total	Primary Commodities	Semi-manufactured Goods	Manufactured Goods
2013-14	2,583,463.2	420,496.3	369,066.1	1,793,900.8
2014-15	2,397,513.0	402,750.3	352,073.7	1,642,689.0
2015-16	2,166,846.4	356,583.9	254,329.3	1,555,933.1
2016-17	2,138,185.6	331,040.1	246,319.2	1,560,826.3
2017-18	2,555,043.3	454,350.7	307,567.4	1,793,125.2
2018 Feb	209,414.5	43,336.9	25,868.8	140,208.8
Mar	249,551.3	53,868.8	34,276.6	161,405.8
Apr	245,477.8	52,029.5	33,724.0	159,724.3
May	246,906.8	50,947.0	31,466.1	164,493.7
Jun	223,785.8	30,459.9	26,928.7	166,397.2
Jul	203,652.5	27,854.8	26,276.3	149,521.4
Aug	249,239.6	34,479.1	24,510.5	190,250.0
Sep	213,771.1	35,833.0	20,045.2	157,892.9
Oct	247,216.6	39,834.6	19,704.1	187,677.9
Nov	245,484.1	41,107.9	19,817.2	184,559.0
Dec	286,802.4	61,607.7	24,544.1	200,650.6
2019 Jan	282,179.2	60,737.6	23,657.5	197,784.1
Feb	260,592.0	52,237.6	25,791.3	182,563.1

Note: Total may not tally due to rounding of figures.

* : Provisional



10.9 Export by Economic Categories (Details)

(In Thousand Rupees)

Commodities	February, 2019	Cuml. From July,2018	February, 2018	Cuml. From July,2017
GRAND TOTAL	260,592,020	1,988,937,544	209,414,547	1,589,321,656
A. PRIMARY COMMODITIES:	52,237,693	353,692,412	43,336,893	267,043,313
RAW COTTON (INCLUDING LINTER & WASTE)	187,610	3,204,789	223,266	7,211,671
RAW WOOL (INCLUDING ANIMAL HAIR)	60,934	467,190	46,295	288,475
FISH	4,202,664	32,645,427	3,800,767	28,083,350
RICE	28,131,287	167,902,835	21,467,647	135,707,337
HIDES & SKINS (INCLUDING FUR SKINS)	5,067	84,579	2,446	98,878
FRUITS & VEGETABLES	9,279,793	61,142,235	8,927,424	44,850,011
SPICES	1,238,656	7,845,691	772,624	5,402,692
TOBACCO UN-MANUFACTURED	66,742	2,152,206	64,091	2,254,983
OTHER PRIMARY COMMODITIES	9,064,941	78,247,459	8,032,332	43,145,916
B. SEMI-MANUFACTURES:	25,791,251	184,346,280	25,868,824	181,172,006
COTTON YARN	15,066,441	97,465,390	13,296,376	91,938,050
LEATHER	2,489,388	21,808,659	2,588,357	22,725,418
MOLASSES	110,044	1,044,329	67,803	1,450,608
OIL CAKES	248,481	2,439,769	200,827	531,674
AGAR, AGAR DUST & WOOD		161		
HENNA LEAVES & POWDER	29,590	146,077	7,081	156,147
OTHER SEMI MANUFACTURES	7,847,307	61,441,895	9,708,381	64,370,110
C. MANUFACTURED GOODS:	182,563,076	1,450,898,852	140,208,830	1,141,106,337
COTTON THREAD	28,052	125,210	8,405	87,695
COTTON FABRICS WOVEN	24,389,605	184,953,129	19,433,433	152,144,267
TEXTILE FABRICS (OTHER THAN COTTON FABRS)	3,292,249	26,457,023	2,854,449	21,829,486
WOOLLEN CARPETS	567,369	5,686,559	580,856	5,317,444
TAPESTRIES				186
MANUFACTURE OF LEATHER	6,197,084	51,650,669	5,907,984	45,446,599
FOOTWEAR	1,528,047	10,590,385	1,173,618	7,521,779
SPORTS GOODS (EXCLUDING INDOOR GAMES)	1,968,180	15,336,800	1,708,741	13,014,521
TOBACCO MANUFACTURED	29,088	192,049	23,508	185,692
MEDICAL INSTRUMENT N.E.S.	55,136	467,050	53,252	574,898
FRUIT & VEGETABLE PREPARATIONS	589,722	4,426,632	514,405	3,356,716
FISH PREPARATIONS	56,537	214,035	16,179	187,787
CEREAL PREPARATIONS	523,181	3,834,106	339,536	2,637,164
GUAR PRODUCTS	462,548	3,152,459	327,055	2,414,507
FLOUR & MEAL OF OIL SEEDS	828	12,682		5,317
FISH MEAL & MEAT MEAL	489,407	3,191,088	483,971	1,684,587
PETROLEUM PRODUCTS	1,020,476	18,605,643	2,843,031	15,147,556
CHEMICAL & CHEMICAL PREPARATIONS	11,914,490	97,157,436	8,664,405	74,758,873
MACHINERY & TRANSPORT EQUIPMENT	2,099,980	14,625,991	1,367,972	13,341,013
ARTICLES OF APPAREL AND CLOTHING				
ACCESSORIES (INCLUDING HOSIERY)	61,007,819	485,024,452	44,910,779	368,095,410
OTHER MANUFACTURED GOODS	66,343,279	525,195,453	48,997,252	413,354,838

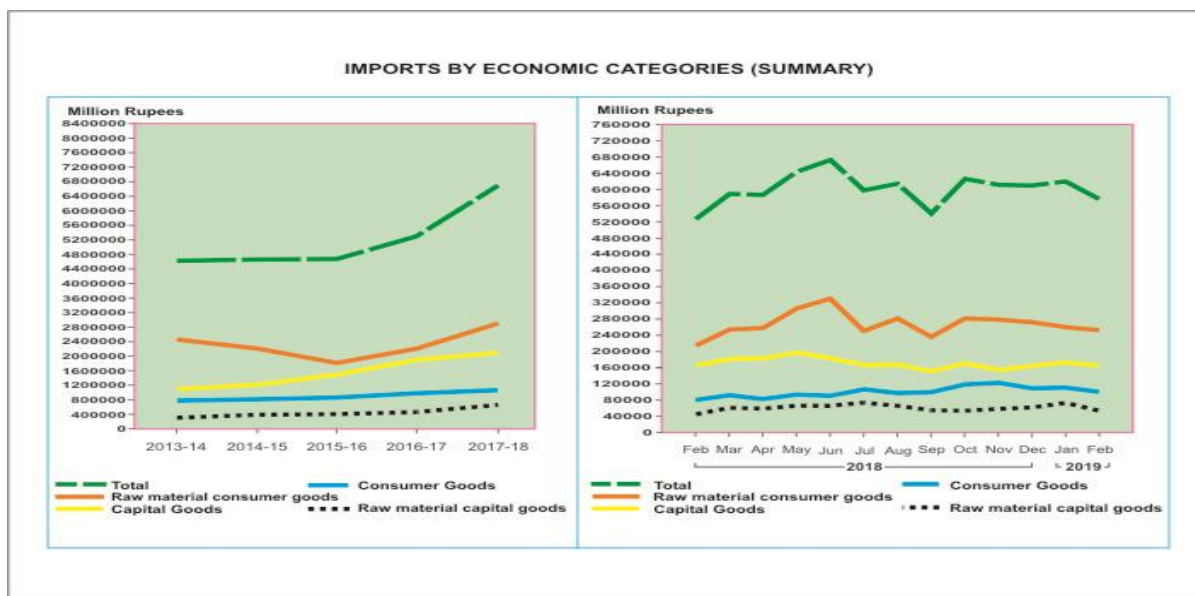
10.10 Imports by Economic Categories (Summary)

(Million rupees)

Year/Month	Total	Consumer goods	Raw material		Capital goods
			Consumer goods	Capital goods	
2013-14	4,630,520.8	780,192.2	2,462,189.2	306,810.4	1,081,329.0
2014-15	4,644,151.6	807,979.7	2,214,663.6	388,166.9	1,233,341.4
2015-16	4,658,748.9	870,976.8	1,887,884.5	417,209.9	1,482,677.7
2016-17	5,539,720.6	981,732.9	2,199,168.9	470,890.9	1,887,927.9
2017-18	6,694,896.7	1,070,539.0	2,878,787.6	660,986.3	2,084,584.0
2018 Feb	526,140.8	80,427.2	235,531.0	44,934.4	165,248.3
Mar	588,568.5	92,213.3	253,911.9	60,912.7	181,530.6
Apr	586,223.9	86,783.9	257,115.7	59,537.7	182,786.6
May	667,561.9	94,634.4	307,555.5	67,821.1	197,551.0
Jun	672,111.9	90,918.4	330,118.1	67,301.4	183,774.0
Jul	597,827.6	107,550.7	251,380.8	72,735.8	166,160.3
Aug	614,125.7	100,034.9	280,276.7	67,014.4	166,799.7
Sep	545,495.8	106,902.7	235,590.4	53,902.6	149,100.1
Oct	626,030.9	119,406.3	281,160.6	54,574.4	170,889.6
Nov	611,629.9	122,541.6	276,761.7	57,997.3	154,329.3
Dec	609,595.6	109,445.8	272,431.7	63,292.4	164,425.6
2019 Jan	619,586.3	111,415.7	260,668.9	73,564.2	173,937.5
Feb	574,036.1	100,030.1	252,870.7	55,353.7	165,731.7

Note: Total may not tally due to rounding of figures.

* : Provisional



10.11 Imports by Economic Categories (Detail)

(In Thousand Rupees)

Items	February, 2019	From July, 2018	February, 2018	From July, 2017
GRAND TOTAL	574036115	4798327949	526140828***	4180430430
1. CONSUMER GOODS TOTAL	100080061	877377620	80427199*	705989077
010121 PURE BRED BREEDING HORSES		28382	1973	72625
010129 OTHER LIVE HORSES	1500	8724		
010190 OTHER LIVE ANIMALS		1198		
010221 PURE BRED BREEDING BULLS	401465	616003		619582
010229 OTHER LIVE BULLS	25437	25437		42051
010290 OTHER LIVE BOVINE ANIMALS				319
010410 SHEEP LIVE		298359		
010511 FOWLS (CHICKEN) WT UPTO 185G	201946	1058278	179691	1096032
010594 OTH FOWLS OF THE SPE (CHICKEN)	91	526		
010599 OTH LIVE POULTRY		160		185
010613 CAMELS&OTH CAMELIDS(CAMELIDAE)				449
020120 OTH CUT WITH BONE BOVIN ANIMAL		269		
020130 MEAT OF BOV ANIM F/CH BON LESS	123	1221	29	595
020220 OTH CUTS WITH BONE IN,BOV FROZ	3536	26205	1454	9856
020230 MEAT BOV ANIMAL FROZE BONELESS	28579	215228	11688	188003
020422 O,CUTS OF SHEEP,FR/CHI BONE IN		685		
020423 OTH BONELESS MEAT OF SHEEP F/C		45	1	1
020442 OTH CUTS OF SHEEP FROZ BONE IN		9669		
020450 MEAT OF GOATS FRESH/CHILL/FROZ				567912
020610 EDIBLE OFFAL OF BOV ANIMAL F/C	45394	369348	40740	247613
020622 LIVERS OF BOV ANIMALS FROZEN	12258	54795	12517	53079
020629 O, EDIBLE OFFAL BOV ANI FROZEN	9040	49394	4725	40253
020680 OTH EDIBLE OFFAL OF ANIM FR/CH				42
020690 OTH EDIBLE OFFAL OF ANIM FROZN				6119
020714 CUTS & OFFAL OF FOWLS FROZEN	1419	59122		16584
020725 MEAT OF TURKEY FROZEN NOT CUT		144		
020745 OTH DUCK MEAT FROZEN		173		
020754 OTH GEESE MEAT FRESH/CHILLED				1797
021099 OTH EDI FLOUR/MEAL OF MEAT/OFL		1385	1817	7304
030111 ORNAMENTAL FISH RFRESHWATER	3821	31333	3012	22764
030119 OTHER ORNAMENTAL FISH		968	24	420
030192 EELS. LIVE(ANGUILLA SPP)				292
030199 OTHER LIVE FISH	2344	14067	1479	9194
030214 ATLANTIC SALMON F/CH EX.FILLET	1775	4385		
030219 OTH SALMO FISH,EXCL LIVER F/CH		13		2354
030229 O.FLAT FISH,EX.LIVER&ROES.F/CH		598	162	774
030239 OTH TUNAS EXCL LVR/ROES FR/CHL	30	30		
030299 OTH EDIBLE FISH OFFAL FR/CHILL				1
030319 O.SALMONIDAE FROZ,EX.LIVER&ROE				184
030329 O.TILAPIAS.EX.LIVERS&ROES FROZ		8500	16	24
030339 OTH FLAT FISH,EXCL LIVERS FROZ		27561	179	55716
030363 COD FISH EXCL LVR/ROES FROZEN			37	258
030389 OTH FISH FROZEN EXC.LIVER&ROES				910
030432 CATFISH F.FILLET&MEAT.FRE/CHI				29
030439 OTH FISH FILLET/MEAT FRESH/CHI		18		
030441 FR/CH FILLET OF PACIFIC SALMON		7248	744	5836
030451 OTH FILLETS OF TILAPIAS.FRE/CH	60634	684318	57681	734883
030462 FROZE FILLET/MEAT.CATFISH FISH	39512	442320	53054	697948
030469 FROZEN FILLET OF OTH TILAPIAS				9
030483 FROZEN FILLET/MEAT.FLAT FISH		218		
030487 FROZEN FILLETS/MEAT OF TUNAS		95	39	161
030489 FROZEN FILLET/MEAT OF OTH FISH				66
030499 OT FISH FILET/MEAT FRE/CH/FROZ			1	2454
030510 FLOUR,MEAL&PELTS FOR FOR HUMAN			15	74
030520 LIVERS&ROES,DRIED,SMOKED,SALT			43	597
030549 OTH SMOKED FISH&FILLET NOT EDI			4	38
030559 OTH DRIED FISH SALT NOT SMOKED		13		
030569 OTH FISH SALT,NOT DRIED/SMOKED				2

Contd.

10.11 Imports by Economic Categories (Detail)

		(In Thousand Rupees)			
Items	February, 2019	From July, 2018	February, 2018	From July, 2017	
030611	ROCK LOBSTER&SEA CRAWFISH FROZ	478	3074	183	1535
030614	CRABS FROZEN FIT FOR HUMAN CON		40	30	809
030616	COLD WATER SHRIMPS&PRAWNS FROZ				1688
030617	OTHER SHRIMPS & PRAWNS FROZEN		396		87
030729	OTH,SCALLOPS,CHLAMYS,FROZ,DRY				70
030742	CUTTLE FISH & SQUID LIVE FRESH				1232
030743	CUTTLE FISH & SQUID FROZEN	1209	1209		1645
040110	MILK&CREAM OF A FAT UPTO 1%	1336	10168	89	12919
040120	MILK & CREAM OF A FAT 1% TO 6%	3951	74146	1544	50672
040150	MILK & CREAM.FAT-EXCEEDING-10%	1179	4623		9904
040210	MILK IN POWDER FAT 1.5%	1237716	8118261	886589	7986480
040221	MILK IN POWDER>1.5% FAT	9194	177555		563754
040229	OTH,MILK IN POWDER>1.5% FAT	625	4759	2665	15378
040291	OTH MILK/CREAM NOT SOLID/SWEET	2279	16788	14653	34698
040299	OTH MILK/CREAM SOLID,SWEETEND	600	133817	1365	80602
040310	YOGURT	396	13519	475	14062
040390	BUTTER MILK,CURDLED MILK/CREAM		381	3288	6774
040410	WHEY POWDER	341511	1714642	169300	1343941
040490	OTH PRODUCT CONSIST NATUR MILK	11861	324889	23345	236389
040510	BUTTER	8901	112050	19583	136992
040520	DAIRY SPREADS	3121	14644	6	6
040590	OTH FATS&OIL DERIVED FR MILK	6348	26434	2449	45549
040610	FRESH CHEESE	15654	206461	32961	220306
040620	GRATED OR POWDER CHEESE	39101	394358	14935	392534
040630	PROCESSED CHEESE NOT GRATED	43503	393972	38693	324473
040640	BLUE-VEINED CHEESE		6		545
040690	OTHER CHEESE	1153	26287	4149	19544
040711	FERTILIZED CHICKEN EGGS(FOWLS)	568	96445		1237
040719	FERTILIZED EGGS OF OTHER BIRDS		91		1504
040721	O.FRESH EGGS OF CHICKEN(FOWLS)				7214
040729	OTH FRESH EGGS OF OTHER BIRDS		162		544
040790	OTH BIRD EGG IN SHELL FR/COKED				41
040811	EGG YOLKS,DRIED	4702	32211	3744	15259
040819	EGG YOLKS,OTHER THAN DRIED		33154	3	33772
040891	OTH BIRDS,EGG,NOT IN SHELL DRY	42398	334135	9130	192544
040899	OTH BIRDS,EGG OTH THAN DRY			4	24
040900	NATURAL HONEY	29785	235806	16228	213797
041000	EDIBLE PRODUCT OF ANIMAL ORIGN		1081	215	2232
070110	POTATO SEEDS	5939	497832	45495	675410
070190	POTATOES,FRESH OR CHILLED		4093		2260
070200	TOMATOES,FRESH OR CHILLED		3659377	595	3016263
070310	ONIONS AND SHALLOTS	1771	1016289	2755	1454329
070320	GARLIC	669515	3057041	850036	5957727
070390	LEEK,OTH ALLIACEOUS VEGETABLES		128		1
070410	CAULIFLOWERS & HEADED BROCCOLI				427
070490	OTH;EDIBLE BRASSICAS,FRESH/CHI		23724		4781
070511	CABBAGE LETTUCE(H-LETUC)SALAD				44226
070519	OTHER; LETTUCE	11	332	17	8601
070529	OTHER; CHICORY ROOTS		432		
070610	CARROTS AND TURNIPS		1056		11492
070690	OTH SALAD.BEETROOT,RADISH ETC		10		1701
070700	CUCUMBERS&GHERKINS,FRESH/CHL	9446	1197258		629575
070810	PEAS FRESH OR CHILLED		38		189
070820	BEANS (SAME),FRESH OR CHILLED				6
070920	ASPARAGUS,FRESH OR CHILLED				575
070930	AUBERGINES FRESH OR CHILLED				967
070940	CELERY OTH THAN CELERiac,F/CHL				161
070951	MUSHROOMS,FRESH OR CHILLED		1146		2633
070959	GLOBE ARTICHOKEs,FRESH/CHILLED		131		223
070960	FRUIT OF GENUS CAPSICUM F/CHLL	350	895		4972
070999	OTH VEGETABLES FRESH/CHILLED		7087	61	1907
071010	POTATO, FROZEN.				309

Contd.

10.11 Imports by Economic Categories (Detail)

		(In Thousand Rupees)			
Items	February, 2019	From July, 2018	February, 2018	From July, 2017	
071021	PEAS(PISUM SATIVUM),FROZEN	1513	8713	1088	5407
071022	BEANS FROZEN	151	418		
071029	OTH LEGUMINOUS VEGETABLES FROZ			92	926
071030	SPINACH,NEWEALAND SPINACH FROZ	53	447		304
071040	SWEET CORN, FROZEN	1901	39365	4215	20617
071080	OTHER VEGETABLES,FROZEN	1406	34056	2310	6882
071090	MIXTURE OF VEGETABLES,FROZEN		42575	3	39943
071120	OLIVES PROVISIONALLY PRESERVED				568
071140	CUCUMBERS & GHERKINS PRESERVED				508
071190	OTH VEGETABLES, PRESERVED	61	2423		2482
071220	ONION; WHOLE DRIED,CUT	119	102814	349	99307
071231	MUSHROOM GENUS AGARICUS DRIED		1544	80	1305
071233	JELY FUNGI DRY CUT WHOLE SLIC				507
071239	OTH TRUFFLE DRYCUT WHOLE SLIC	8664	55034	584	51390
071290	OTH VEGETABLE MIXTURE DRIED	23761	114567	14824	192168
071310	PEAS DRIED SHELLED		3347008	340992	4393417
071320	GRAM DRY WHOLE	2580169	28144927	2497061	19166678
071331	BEANS OF SPECIES VIGNA MUNGO	18251	28505	28867	287356
071332	SMALL RED (ADZUKI) BEANS				16307
071333	KIDNEY BEANS,INCL WHITE BENAS	913696	6570977	376080	5585765
071339	GREEN BEANS,DRY WHOLE	37985	461827	91653	1204200
071340	LENTILES, DRY WHOLE	630533	4335471	258901	1579484
071350	BROAD BEANS & HORSE BEAN	5477	39530		30962
071360	PIGEON PEAS				3531
071390	BLACK METPE DRY WHOLE	278011	3634611	601540	5576951
071430	YAMS FRESH,CHILLED,FROZEN/DRIE	15033	53196	1018	9171
071440	TARO FRESH,CHILLED,FROZEN/DRIE		494		
080111	DESICCATED, COCONUTS	100592	807591	57537	649547
080112	COCONUT IN THE INNER SHELL	61122	100070		1518
080119	COCONUT SEED	2652	234464	15804	84280
080122	BRAZIL NUT SHELLED		3	2	2
080131	CASHEW NUT IN SHELL		12		
080132	CASHEW NUT SHELLED		7758		540133
080211	ALMOND IN SHELL	41452	132237	141796	824619
080212	ALMOND,SHELLED (GIRI).		18427	11985	1535928
080221	HAZEL NUTS,IN SHELL	158	639	25	1794
080222	HAZEL NUTS,SHELLED				1
080231	WALNUTS IN SHELL(AKHROTE)	56295	1402022	27739	317801
080232	WAL NUTS SHELLED(AKHROTE)	9	19705	203	1801
080251	PISTACHIO IN SHELL	38730	385833	9708	427802
080252	PISTACHIO SHELLED	34631	146750	4369	104453
080262	MACADAMIA NUTS SHELLED				1
080280	ARECA(BETAL NUTS)			17428	5275742
080290	OTHER EDIBLE NUTS		7605	513	3587
080310	PLANTAINS,FRESH OR DRIED		50		
080390	OTHER BANANS FRESH OR DRIED		31		1
080410	DATES FRESH	114043	1117508	89415	755332
080420	FIGS	681	24722	1145	30616
080430	PINEAPPLES				460
080440	AVOCADOS			202	1318
080450	GUAVAS				16
080510	ORANGES		221		4263
080521	MANDARIN INC TANGERINE&SATSUMA		54		
080540	GRAPE FRUIT,FRESH OR DRIED				110
080550	LEMONS AND LIMES				14
080590	OTH CITRUS FRUITS FRESH/DRIED.		649		48
080610	GRAPES, FRESH	54471	12823941	3919	6125464
080620	GRAPES, DRIED	24173	222728	14441	222626
080711	WATERMELONS		82896		419432
080719	OTHER MELONS		46803	57	77183
080720	PAPAWS;(PAPAYAS/PAPITA)		3		
080810	APPLE, FRESH	727106	3241980	10709	3568459

Contd.

10.11 Imports by Economic Categories (Detail)

(In Thousand Rupees)				
I t e m s	February, 2019	From July, 2018	February, 2018	From July, 2017
080830	PEARS FRESH			38539
080910	APRICORTS;FRESH(KHUBANI)	496	1092468	1038176
080929	OTHER FRESH CHERRIES		921	
080930	PEACHES,(INCLNECTR)ARROO FRESH			130
080940	PLUMS AND SLOES		465	12038
081020	RASBERRY,BLACKBERRY,ETC FRESH			63
081030	BLACK,WHITE/RED CURRANTS&GOOSE		163	3096
081050	KIWIFRUIT, FRESH			4437
081090	POMEGRANATA,FRESH	145291	2065032	1764886
081110	STRAWBERRIES,FROZEN			1572
081120	RASBERRY,BL.BERRY MULBERRY FRZ	1855	3394	12552
081190	OTHER FRUITS AND NUTS,FROZEN		33310	1833
081210	CHERRIES PROVISIONLY PRESERV		3951	
081290	OTH FRUIT/NUTS PRESERVED PROVI		124777	34740
081310	APRICOTS DRIED	19391	98467	131550
081320	PRUNES DRIED	8974	133042	42012
081330	APPLES DRIED		6238	4565
081340	TAMARIND	211151	1456539	457145
081350	MIXTURE OF NUTS,DRIED FRUITS		101	3533
090111	COFFEE NOT ROAST,NOT DECAFEINE			3952
090112	COFEE NOT ROAST,DECAFFEINATED		15	3
090121	COFFEE,ROAST,NOT DECAFFEINATED	3123	70751	29976
090122	COFFEE ROASTED,DECAFFEINATED		18	1944
090190	OTH COFFEE HUSKS/SKIN/COFE SUB		4457	60300
090210	GREEN TEA PACK < 3 KG	91	35840	31931
090220	OTHER GREEN TEA(NOT FERMENTED)	194313	1678283	910815
090230	BLACK TEA & PARTLY FERMENT TEA	345	3673	203062
090240	TEA DUST	6216529	49993405	41545709
090300	MATE			21
090411	PEPPER,BLACK,CRUSH NOT GROUND	277847	1410448	2448675
090412	PEPPER CRUSHED OR GROUND		1941	3233
090421	RED CHILLIES (WHOLE)	29	8385	34802
090422	RED CHILLIES (POWDER)	62	73346	17647
090520	VANILLA CRUSHED OR GROUND			21
090611	CINNAMON NOT CRUSHED OR GROUND	4716	39126	38073
090619	OTHER CINNAMON	88823	663757	552036
090620	CINNAMON & TREE FLOWER,CRUSHED		22	30
090710	CLOVES NEITHER CRUSHED/GROUND	54651	815722	413433
090720	CLOVES CRUSHED & GROUND			1369
090811	NUTMEG NEITHER CRUSHED/GROUND	15382	164276	132275
090812	NUTMEG CRUSHED & GROUND		91	9
090821	MACE NEITHER CRUSHED/GROUND	18379	171172	102056
090822	MACE CRUSHED OR GROUND		3173	607
090831	LARGE CARDAMOMS NITHER-CRU/GRO	205934	1204938	1031177
090832	CARDAMOMS CRUSHED & GROUND	124	8344	2787
090921	SEEDS-CORIANDER NITHER CRU/GRO	15928	303551	330272
090922	SEEDS-CORIANDER CRUSHED/GROUND			4417
090931	SEEDS CUMIN.N-CRU/GRO(W.ZEERA)	36195	278593	460495
090932	SEEDS CUMIN.CRUSH/GRO(W.ZEERA)	883	3431	224
090961	CARAWAY,ANISE,FENEL,JUNI.N-CR/G	25975	175231	171962
090962	CARAWAY,ANISE,FENEL,JUNI.CR/GR		3468	
091011	GINGER NEITHE CRUSHED/GROUND	861898	7264854	5441518
091012	GINGER. CRUSHED OR GROUND		3708	3253
091020	SAFFRON, (ZAFRAN)	142	344	918
091030	TURMERIC (CURCUMA)	5252	58251	35545
091091	MIXTU OF PROD H-09.04 TO 09.10	30700	152351	129552
091099	THYME BAY LEAVES	3018	49637	55395
100111	DURUM WHEAT SEED			34
100290	OTHER RYE			576
100310	BARLEY SEED	22758	112651	
100390	OTHER BARLEY	335	352792	176161
100490	OTHER OATS		45457	576940

Contd.

10.11 Imports by Economic Categories (Detail)

(In Thousand Rupees)					
I t e m s	February, 2019	From July, 2018	February, 2018	From July, 2017	
100510	SEED, MAIZE	64360	5986461	7904	4628161
100590	OTHER MAIZE (CORN)	27219	186429	9152	112143
100610	RICE SEED FOR SOWING	672117	1174301	467967	683310
100620	HUSKED (BROWN) RICE		214		9587
100630	RICE BASMATI	227	9905	79	28663
100640	BROKEN RICE		2392		47550
100710	SEED GRAIN SORGHUM(JAWAR)			28393	28393
100790	OTHER GRAIN SORGHUM(JAWAR)			950722	951014
100821	SEED MILLET (BAJRA)	56805	183502	5413	11004
100829	OTHER MILLET (BAJRA)		56422	46312	298837
100830	CANARY SEED	3790	10693	6283	58037
100850	QUINOA			56	268
100890	OTHER CEREALS		3926		56
110100	WHEAT FLOUR	43	20403	927	5871
110220	MAIZE (CORN) FLOUR		5521	35	5317
110290	OTHER CEREAL FLOUR	45	175	230	1368
110311	GROATS AND MEAL OF WHEAT				99
110313	GROATS&MEAL OF MAIZE (CORN)		11046	2645	15943
110319	GROATS AND MEAL OF OTH CEREAL		91		230
110320	PELLETS OF OTHER CEREALS	3531	13206		67768
110412	ROLLED OR FLAKED, OATS.	7313	48519	1612	14473
110419	ROLLED/FLAKED GRAIN/OTH CEREAL		24		154
110422	OTHER WORKED GRAIN OF OATS	1555	25227	2618	56352
110423	OTH WORK GRAIN OF MAIZE (CORN)			832	8046
110429	OTH WORK GRAIN OF OTH CEREALS		334		57
110430	GERM OF CEREALS,WHOLE,ROL,FLAK		214		384
110510	FLOUR,MEAL&POWDER OF POTATOES	68105	494483	38082	340676
110520	FLAKE,GRANULE/PELLETS POTATOES	20676	73874	3186	38180
110610	FLOUR,MEAL,POWDER,DRY LEGU VEG				79
110620	FLOUR,MEAL POWDER OF SAGO/ROOT			74	234
110630	FLOUR,MEAL POWDER PRD CHAPT-8		2485	597	2946
110710	MALT NOT ROASTED	23159	90192	12399	47282
110720	MALT ROASTED		3		1047
110811	WHEAT, STARCH		2		
121020	HOP CONES,GROUND POWDER PELLET		7356		
121120	GINSENG ROOTS		303		
121229	OTHER SEAWEDS& OTHER ALGAE	8158	22226		4094
121292	LOCUST BEANS (CAROB)				23
121299	OTHER FRUIT STONE&KERNELS/VEG		829		2181
121410	LUCERNE (ALFALFA) MEAL&PELLETS		4645		
121490	OTH SWEDES,MANGOLDS,FODDER,HEY				1404
130120	GUM ARABIC	62432	145482	581	77085
160231	OTH PREP/PRESV MEAT OF TURKEY	210	2569		1249
160232	OTH PREP/PRESV MEAT OF FOWLS	7589	187335	5909	356101
160239	OTH PREP/PRESV,MEAT OTH POLTRY	5227	39194	18012	88832
160250	OTH PREP/PRES MEAT BOVIN ANIML	3288	8384	3217	7024
160290	OTH PREP MEA OFL,BLOOD ANIMAL	13	13		87
160300	EXTRACT/JUICE OF MEAT,FISH ETC				73
160411	SALMON,FISH,WHOLE/PIE NOT MICE	1068	6776	649	2926
160413	SARDINE,BRISL/SPRAT W/P N-MINC		22		1262
160414	TUNAS,SKIPJACK,BONITO,WHOLE/PC	75	2804	840	2695
160417	EELS,WHOLE/PIECE NOT MINC		6		
160419	OTH FISH,WHOLE/PIECE NOT MINCE	5	46359	4442	37888
160420	FISH MAWS	2548	21439	6	11566
160510	CRAB,PREPARED OR PRESERVED.		110	54	403
160529	OTH SHRIMPS&PRAWN PREPARED/PRE		776		
160552	SCALLOPS,INCL QUEEN SCALLOPS				134
160555	OCTOPUS PREPARED OR PRESERVED		6		
160558	SNAILS,OTH-THAN SEA PRE/PRESER		6		
170112	BEET SUGAR RAW NOT CONT FLAVOR		154		220
170113	GUR (JAGGERY)N-CON FLAVOUR/COL	192	270		537
170114	OTH CANE SUGAR RAW.N-CON FL/CO	53	53		59

Contd.

10.11 Imports by Economic Categories (Detail)

(In Thousand Rupees)					
I t e m s	February, 2019	From July, 2018	February, 2018	From July, 2017	
170191	O.CANE/BEET SUGAR CON.FLAV/COL		2673	634	2659
170199	WHITE CRYSTALLINE CANE SUGAR	40120	305967	51663	382291
170211	LACTOSE CONT BY WT>.99%LACTOSE	153185	1171737	44079	1085194
170219	OTH,LACTOSE AND LACTOSE SYRUP		2165		9
170220	MAPLE SUGAR		5		258
170230	GLUS SYP,DRY STAT FRVCT <20%	112224	706743	70375	554914
170240	GLUCOSE/GLUCOSE SYRUP<20% FRUC		3030		4
170250	CHEMICALLY PURE FRUCTOSE	301	7188	1613	6595
170260	OTH FRUCTOS SYP,50% WT OF FRAC		5475	1225	2464
170290	MALTOSE	49098	528608	27753	426015
170310	CANE MOLASSES		203		
170410	CHEWING GUM,WH/NOT SUGA COATED	15359	97674	34217	140873
170490	WHITE CHOCOLATE	30248	624515	88942	673939
180100	COCOA BEANS,WHOLE,BROKEN,ROAST				1753
180310	COCOA PASTE,NOT DEFATTED(LICOR		216562	8168	115755
180400	COCOA,BUTTER,FAT AND OIL	95704	563312	23224	340066
180500	COCOA POWDER,NOT CON ADDED SUG	254416	1494793	155652	1118569
180610	COCOA POWDER,CON ADDED SUGAR	1300	15573	75	9325
180620	OVALTINE	27335	613418	49885	477975
180631	OTH FOOD PREP COCOA BARS FILD	14181	105545	22880	244268
180632	OTH FOOD PREP COC BAR NOT FILD	13969	64029		6830
180690	OTH,FOOD PREP CONT COCOA LIQUID	87748	768935	65661	447988
190110	FOOD PREP FOR INFANT USE	1218265	10229719	635457	7562644
190120	MIXES&DOUGHS FOR PREP BAKER	16211	97222	16780	90267
190190	MALT EXTRACT	340653	3034332	158159	2546168
190211	UNCOOK PASTA,NUT STUF D CON EGG			67	431
190219	MACARONI RAW	5306	42963	3513	38907
190220	STUFFED PASTA,WHETH/NOT COOKED		158	2	113
190230	OTHER PASTA	7828	22001	1055	18433
190240	COUSCOUS WHETER OR NOT PREPARE	3	12		68
190300	SAGO	14344	80897	10706	41801
190410	CORNFLAKES	30367	383851	46511	356319
190420	PREP FOOD UNROAST CEREAL FLAKE		52		1100
190430	BULGUR WHEAT		33		7
190490	OTH PREP FOOD OBTAIN BY CEREAL	15905	151785	8225	133465
190510	CRISPBREAD AND BUNS		380	1174	1829
190531	SWEET BISCUTS	20373	144526	4004	162495
190532	WAFFELS AND WAFERS	9614	90721	75616	208873
190540	RUSK,TOASTED BREAD & PRODUCTS	7638	33126	1586	22708
190590	OTHER BAKERY PRODUCTS	35859	402495	53810	429152
200110	CUCUMBER,GHERKINS PREP/PRESERV	12	3816		1838
200190	PICKLES	7665	53332	4227	29768
200210	TOMATOES,WHOLE/PIECE,PREP/PRSV	417	1750	172	741
200290	TOMATOES PASTE	173926	548526	16757	350632
200310	MUSHROOM,PREP/PRSV O/TH VINHER	11093	98325	6591	77201
200390	OTH MUSHROOM&TRUFFLE PREPARED	2785	7526		1085
200410	POTATO,PREP/PRSV,O/TH VINGERS	87329	766708	59672	784678
200490	OTH VEG MIX/VEG PREP O/TH VING		15319	190	11763
200510	HOMOGENIZED VEGETABLES		1006		124
200520	POTATO PREP O/TH VING NOT FROZ	517	4621	193	13746
200540	PEAS PREP O/TH VINGER NOT FROZ	560	4109		4085
200551	BEAN SHEL D PREP O/TH VING N/FZ	248	2763	582	4978
200559	OTH BEAN PREP O/TH VING NOT FZ	2060	6261	283	6207
200560	ASPARAGUS,PREP O/TH VING N-FZ	6	6		215
200570	OLIVES PREP O/TH VING NOT FROZ	33130	203721	25817	174759
200580	SWEET CORN,PREP/PRESV NOT FROZ	8733	60568	7216	63301
200591	BAMBOO SHOOTS	91	447	9	260
200599	OTH VEGE PREPARED OR PRESERVED	2635	36473	1862	24232
200600	VEG,FRUIT,NUTS,PEEL PRE BY SUG	323	3663	160	1624
200710	HOMOGENISED PREPARATIONS	141	2454	775	5184
200791	OTH,CITRUS FRUIT COOKED PREP	114	155		696
200799	OTH JAM,FRUIT,JELLY,MARMALADE	14951	81979	5735	83992

Contd.

10.11 Imports by Economic Categories (Detail)

(In Thousand Rupees)					
Items	February, 2019	From July, 2018	February, 2018	From July, 2017	
200811	GROUND NUTS,PREP/PRESERVED		2369	458	29853
200819	OTH NUTS/SEED INCL MIXTURES	16478	129845	3674	273464
200820	PINEAPPLES,PREPARED/PRESERVED	46673	312852	27065	335641
200830	CITRUS FRUIT,PREPARE/PRESERVED		27846		47253
200840	PEARS,PREPARED OR PRESERVED	1638	6613	31	10334
200850	APRICOTS,PREPARED OR PRESERVED			86	1587
200860	CHERRIES,PREPARED OR PRESERVED	1011	10249	2948	7876
200870	PEACHES,PRPARED OR PRESERVED	63	2489	2437	8076
200880	STRAWBERRIES,PREPARE/PRESERVED	3139	15696		9065
200893	CRANBERRIES	38	164		17
200897	MIXTURES OF FRUITS,NUTS&PLANTS	63075	543590	30856	382778
200899	OTH FRUITS,NUT/EDIBLE PLANTS	10947	69380	10031	69091
200911	ORANGE JUICE,FROZEN	13282	43455	106	18456
200919	OTHER ORANG JUICE	4728	30071	4191	49687
200929	OTHER GRAPE FRUIT,JUICE		2025	1197	2534
200931	JUICE OF ANY SINGL CITRUS FRUT		140		
200939	OTH JUICE OF ANY CITRUS FRUIT	393	4825		11588
200941	PINEAPPLE JUICE ,BRX VAL=20				1419
200949	OTHER PINEAPPLE JUICE	20083	52566	1004	134299
200950	TOMATO JUICE				32
200969	OTHER GRAPE JUICE	61635	290490	208	293929
200979	OTHER APPLE JUICE	2118	45742	10167	43818
200981	CRANBERRY JUICE		9		480
200989	OTHER JUICE OF FRUIT/VEGETABLE	11416	187365	20317	270645
200990	MIXTURES OF JUICES	1511	9020	1667	31041
210111	INSTANT COFFEE IN BULK	32584	505837	28249	548840
210112	PREP WITH A BASIS OF EXTRA/COF		2092	1217	2025
210120	EXTACT,ESSENCE ETC OF TEA MATE	2621	48609	9381	53682
210130	ROASTED CHICORY/OTH COFEE/SUB		5838		13
210210	ACTIVE YEASTS	104130	606800	68619	578936
210220	INACTIVE YEASTS,OTH SINGL CELL	15450	53021		2219
210230	PREPARED BAKING POWDERS	33	26370	7358	21917
210310	SOYA SAUCE	6576	139587	10801	111134
210320	TOMATO KETCHUP/OTH TOMATOSAUC	3746	45782	1958	67783
210330	MUSTARD FLOUR/MEAL/PREP MUSTAR	2058	26213	9670	67994
210390	OTH SAUCES PREP/MIX SEASONING	43647	381985	38468	281816
210410	SOUPS/BROTHS & PREP THEREOF	2168	6823	1797	5249
210420	HOMOGENISE COMPOSITE FOOD PREP		8	21	1302
210500	ICE CREAM,OTH EDIBLE ICE	2833	118520	5461	69556
210610	PROTEIN HYDROLYSATES	186	165280	824	7495
210690	FLAVOURING POWDER FOR PRE FOOD	867615	5305893	768961	5090665
220110	MINERAL WATERS	11911	49927	4158	25146
220190	OTH,NATURAL/ARTIFICIAL WATERS	1583	7984	423	10245
220210	AERATED WATERS CONT SUGAR	35072	386460	17503	448647
220291	NON-ALCOHOLIC BEER	1394	32419	6234	36439
220299	OTH WATER CONT. SWEETENING MAT	8346	125651	12818	108947
220300	BEER MADE FROM MALT	119	2171	114	5978
220410	SPARKLING WINE	68	1876	242	9133
220429	OTH WINE OF FRESH GRAPES>2LT	125	1815	274	2735
220510	VERMOUTH/OTH WINE F/GRAPE<2LTR	163	546	68	489
220590	VERMOUTH/OTH WINE F/GRAPE>2LTR	139	1042		
220820	SPIRIT OBT BY DISTIL GRAPEWINE				21
220830	WHISKIES	411	1123	424	1489
220840	RUM&OTH SPIRITS DISTILL SUGAR				4
220850	GIN AND GENEVA				10
220860	VODKA	129	589	32	262
220870	LIQUEURS AND CORDIALS	218	668	297	9038
220890	OTH SPIRIT/SPIRITOUS BEVERAGES	39	1202	56	769
220900	VINEGAR&SUBSTITUTE,ACTIC ACID	2766	27139	1982	21649
230120	SHRIMP MEAL				359
230230	BRAN SHARP & RESIDUES OF WHEAT		4988		6365
230250	BRAN SHARP RESIDUE LEGUM PLANT			463	177834

Contd.

10.11 Imports by Economic Categories (Detail)

		(In Thousand Rupees)			
Items	February, 2019	From July, 2018	February, 2018	From July, 2017	
230310	RESID.STARCH MANUF&SIM RESIDUE		110	639	
230330	BREWING/DISTILLING DREGS/WASTE		25450	583059	
230400	OIL-CAKE/OTH S/RESID SOYABEAN	1236	14173	3212422	
230610	OIL-CAKE/OTH RES.COTTON SEED		7059	180	
230630	OIL CAKE/OTH SUNFLOWER SEEDS		4059	502553	
230649	OIL CAKE/OTH RESID RAPE SEEDS		4974		
230650	OIL CAKE/OTH RESIDUES,COCONUT			3110	
230660	OIL CAKE/OTH RESIDUE,PALM NUTS	325998	3580291	2646447	
230690	OIL CAKE/OTH SOLID RESIDUE,VEG		21	606	
230800	VEG MATL & VEG WASTE,VEG RESID	26207	195303	54626	
230910	DOG/CAT FOOD,PUTUP RETAILS/ALE	21423	299097	237303	
230990	PREPARATIO FOR FEED SUPPLEMENT	710522	6064967	4744773	
240210	CIGAR,CHEROOTS CONTAIN TOBACCO	524	4156	2320	
240220	CIGARETTES CONTAINING TOBACCO	11385	11910	10475	
240290	CIGAR,CHEROOTS/TOBACCO SUBST		39	206	
240319	OTHER SMOKING TOBACCO	99	31141	476	
240391	HOMOGENISE/RECONSTITUTE TOBACO	13182	42432	8833	
240399	TOBACCO,CHEWING	366	18982	50374	
271012	MOTOR SPIRIT	27236289	324057386	227682067	
271019	KEROSENE	2569327	13405541	11430432	
293510	N-METHYLPERFLUROCT SULPH		7073	1163	
293520	N-ETHYLPERFLUROCTAN SULPH		519	355	
293530	N-ETHYL-N-(2-HYDROXYETHYL)		2544		
293550	OTH PERFLUROCTANE SULPHONAMIDE		951	3162	
293590	O-TOLUENE-SULPHONAMIDE	210285	1659988	1252090	
293621	VITAMIN A ITS DERIVATIVE UNMIX	61442	369532	257993	
293622	VITAMIN B1/ITS DERIV UNMIXED	23796	397030	277643	
293623	VITAMIN B2/ITS DERIV UNMIXED	30636	361586	153426	
293624	D-,DL-PANTOTHENIC ACID(VITB3B5)	17549	424810	396411	
293625	VITAMIN B6/ITS DERIV UNMIXED	34759	388066	356254	
293626	VITAMIN B12/ITS DERIV UNMIXED	60949	616827	551388	
293627	VITAMIN E/ITS DERIVATIVE UNMIX	54514	792951	652361	
293628	VITAMIN D/ITS DERIVATIVE UNMIX	143615	687952	424999	
293629	OTH VITAMIN/ITS DERIV UNMIXED	151592	1183158	874230	
293690	OTH INTER-MIXTURE PROVITAMINS	63761	433166	252489	
293712	INSULINE AND ITS SALTS		182120	52	
293719	OTHER POLYPEPTIDE HARMONES	15987	111562	78997	
293721	CORTISONE/HYDRO/PREDNISONE ETC	65669	385511	305386	
293722	HALOGENATE DERIV ADERNAL HORMN	117318	805530	661406	
293723	OESTROGENS AND PROGESTOGENS	70964	1016336	782250	
293729	OTH,STEROIDAL HARMONES,DERIVAT	93351	376785	227265	
293750	PROSTAGLANDINS,THROMBOXANES&DR	16546	169432	113425	
293790	OTH HORMONES/ITS DERIVATIVES	13227	106546	127360	
293810	RUTOSIDE(RUTIN)/ITS DERIVATIVE			1238	
293890	GLYCOSIDES BASE PESTICIDES	32567	807432	379816	
293911	CONCENTRATES OF POPPY STRAW	2310	68694	30133	
293919	OTH ALKALOIDS OF OPIUM/DERVATI	20064	158113	148945	
293920	QUININE SULPHATE		1610	2315	
293930	CAFFEINE AND ITS SALTS	32129	398875	172330	
293942	PSEUDEOPHEDRINE(INN)/ITS SALT			62	
293949	OTHER,EPHEDRINE AND ITS SALTS		172257	145998	
293959	OTH THEOPHYLLINE/AMINOPHLLINE	67067	332493	186363	
293962	ERGOTAMINE (INN) AND ITS SALTS		4459	771	
293969	OTH ALKALOID OF RYE ERGOT/SALT	9652	217086	493530	
294000	SUGARD O/T SUCROSE/LACTOSE ETC	36803	628112	590436	
294110	PENCILLINE/DERIV/ACID/SALT ETC	18863	349655	382998	
294120	STREPTROMYCIN/DERIV/SALT THROF	6303	107432	107269	
294130	TETRACYCLINE/DERIV/SALT THROF	130361	874913	621745	
294140	CHLORAMPHENICAL/DERIV/SALT	44982	354256	226319	
294150	ERYTHROMYCIN/DERIV/SALT THROF	144108	1600400	1354654	
294200	OTHER ORGANIC COMPOUNDS.	37261	258097	270916	
300120	EXTRACTS OF GLAND/OTH ORGAN		2		

Contd.

10.11 Imports by Economic Categories (Detail)

(In Thousand Rupees)

Items	February, 2019	From July, 2018	February, 2018	From July, 2017	
300190	OTH GLAND ORGAN,EXTRACT,HAPRIN	3	67	12	
300211	MALARIA DIAGNOSTIC TEST KITS		3	21	
300212	ANTISERA/OTH BLOOD FRAC MODIFY		18811	3997	
300213	IMMUNOLOGICAL PROD.,UNMIX,UNPK			596	
300215	IMUNOLOGICAL PROD IN DOSE/PACK	307	4773	975	
300219	OTH IMMUNOLOGICAL PRODUCTS	441	8927	6852	
300220	TATNUS TOXIDE	3737731	24896494	2116824	13601292
300230	VACCINE VETERINARY MEDICINE	442336	4724422	539827	4598664
300290	HUMAN BLOOD	55799	401996	179247	564890
300320	MEDICAMENT OTH ANTIBIOTICS	56735	272479	26602	296077
300339	OTH,MEDICEMENT HARMONE ANTIBTC	45530	275694	10037	201743
300390	UNANI,AYURVEDIC/OTH ORIENT MED	24857	839390	31138	554147
300410	AMPICILLIN,AMOXICILLIN-CAP/CYRU	12726	187473	88470	285884
300420	MEDICAMENT OTH ANTIBIOTICS	265272	1788113	280843	2500302
300431	MEDICAMENT INSULIN NOT ANTIBTC	698556	4252204	200319	3029162
300432	MEDICIMENT ADERN CORTC HARMONE	45734	336930	41585	252701
300439	OTH MEDICIMENTHARMONE NOT ANT	144633	1391072	82078	1195101
300449	MEDICAMENT ALKALOID DERV ANTI	2	56911		11103
300450	COD LIVER OIL MEDICINAL	24115	204485	41690	146076
300460	OT ANTIMALARIAL ACTI PRINCIPLE		840		63654
300490	UNANI AYURVEDIC,OTH ORIENT MED	3596372	34670763	2517988	25844548
300510	SURGICAL TAP IN JAMBO ROLLS	48424	419226	35773	319450
300590	ACRYNOL PAD	30852	239617	17392	273977
300610	VASCULAR GRAFTS	120162	1313732	58418	1059414
300620	BLOOD-GROUPING REAGENTS		1864	4828	6102
300630	OPACIFY X-RAY EXAM DIAGNOSTIC	69	3628		5375
300640	DENTAL CEMENT/DENTAL FILLING	7981	86908	9100	86504
300650	FIRST AID BOXES AND KITS.	69	2571	23	1480
300660	CHEMICAL CONTRACEPTIVE HORMONE	7	10785		26356
300670	GEL PREP HUMAN/VETERINARY USE	1468	22575	498	40224
300691	APPL IDENTIFIABLE, OSTOMY USE	1076	49810	6064	45675
321519	FLOURESCENT INK	334427	3223022	294792	1745350
321590	BALL POINT/FINE LINER INK	80311	469781	47620	548981
330112	ESSENTIAL OIL OF ORANGE	31609	125909	10884	92674
330113	ESSENTIAL OIL OF LEMON	19710	91846	53908	167036
330119	OTH ESSENTIAL OIL/CITRUS FRUIT	2359	355071	30953	423206
330124	ESSENTIAL OIL OF PEPRAMINT	8284	21879	2397	11971
330125	ESSENTIAL OIL OF OTHER MINTS	1342	22457	819	9689
330129	ESSENTIAL OIL OF CITRONELLA	30132	158761	10445	97872
330130	RESINOIDS		18948	325	6422
330190	CONCENTRATES OF ESSENTIAL OILS	4625	110103	19324	84526
330210	FLOUROURS/CONC FOR BEVERAGES	582725	3810327	499795	3273349
330290	MIXTURE FOR COSMETICS INDUSTRY	721650	5466777	592677	4112779
330300	EAU-DE-COLOGNE	115781	569123	62238	424423
330410	LIP MAKE-UP PREPARATIONS	31569	165285	27654	174220
330420	EYE MAKE-UP PREPARATIONS	22369	153507	25517	136212
330430	NAIL POLISH	8565	76084	18252	84357
330491	FACE POWDER	77036	503638	79496	407193
330499	FACE AND SKIN CREAM AND LOTION	184461	1507499	149970	1555602
330510	SHAMPOOS	126068	1150885	115034	1064024
330520	PREP PERMANENT WAVING/STRAIGHT	22179	168552	16749	110861
330530	HAIR LACQUERS	438	17609	3312	16093
330590	CREAM HAIR	159778	1013260	113841	884754
330610	TOOTH PASTE	36163	202508	13522	268535
330620	YARN,CLEAN TEETH(DENTAL FLOSS)	267	1912	74	2319
330690	OTH,PREP ORAL/DENTAL HYGIENE	3953	23266	1154	21732
330710	PRE/AFTER SHAVE PREPARATION	10107	83917	7162	111688
330720	PERSONEL DEDORANT&ANTIP RSPRNT	66976	524323	45311	450575
330730	PERFUMED BATH SALT/OTH PREP	4	14215	2135	13108
330741	AGARBATTI/OTH ODORIFEROUS PREP	22	387	1510	5369
330749	OTH PREP PERFUMING ROOM/RELIGS	23061	170095	21110	188038
330790	CONTACT LENSE SOLUTION	1156	29632	1384	63552

Contd.

10.11 Imports by Economic Categories (Detail)

(In Thousand Rupees)					
Items	February, 2019	From July, 2018	February, 2018	From July, 2017	
340111	SOAP&ORGANIC SURFAC-ACTIV PROD	45727	495501	76237	1081028
340119	OTH,SOAP ORG-SURFAC-ACT PROD	26606	152531	9236	114210
340120	SOAP IN OTHER FORMS	18554	213768	33822	587911
340130	ORGANIC SURFACE ACTIVE PRODUCT	55329	482795	39364	377497
340211	SULPHONIC ACID (SOFT)	262896	2767092	397355	3409020
340212	CATIONIC PHARMACEUTICAL GRADE	122939	509100	41425	171730
340213	ORG SURFACE ACTIVE NON-IONIC	398448	3267566	284318	2976129
340219	C A P B	19857	287636	20536	226905
340220	ORG SURF PREP PUTUP FOR R-SALE	33750	304605	17880	269381
340490	PREP WAXES INCL SCALING WAXES	130294	1177847	70073	842651
340510	PO/CREAM/PREP FOR FOOTWEAR	30599	287207	27307	185865
340520	POL/CREAM/PREP, WOOD FURNITURE	1411	11447	1485	10259
340530	POL/CREAM/PREP,COACHWORK/METAL	1090	16268	1320	9787
340540	SCOURING/PASTE/POWDER/OTH PREP	563	5704	58	1303
340590	OTH POL/CREAM/PREP,F-WEAR/LETH	22886	163911	20718	154084
350190	OTH CASEINATE DERIV CASEN GLUE	18	11839		5482
350211	EGG ALBUMIN DRIED		13432	25	19893
360300	SAFETY FUSES DETONATING FUSES	52317	111414	22320	88862
360410	FIREWORKS	1207	1207	3541	17222
360490	OTHER,PYROTECHNIC ARTICLES		11321		
360610	LIQUID/LIQUEFIE GAS FUEL		8932	1558	9386
391740	FITING FOR TUBE ETC OF PLASTIC		481503	41164	466509
391810	FLOOR COVERING OF POLYMERS V-C	20900	129837	22859	344302
392190	PL/SHEET POLYTHYLENE GR.03-.04	233516	1418354	137180	1231464
392210	BATH,SHOWER WASH BASIN OF PLAS	16927	125644	7970	60516
392220	LAVATORY SEAT/COVER OF PLASTIC	1704	13847	706	17762
392290	OTH FLASH/SIM SANITARY PLASTIC	26426	123209	8855	58933
392310	BOXES,CASES,CRATES PLASTIC	31989	499437	45981	404190
392321	SACK&BAG OF POLYMER OF ETHYL	42466	1850817	107982	1987904
392329	SACKS & BAG OF OTHER PLASTICS	27951	341393	47970	308950
392330	BOTTLES	134276	628771	81387	596872
392340	SPOOLS,COPEB,BOBINS ETC PLASTC	26516	205159	18857	175314
392350	STOPPERS,LIDS,CAPS ETC OF PLAS	102860	1131514	169997	1112291
392390	OTH PERFORMS MADE FROM POLYE	42371	324702	15774	202145
392410	TABLEWARE KITCHENWARE OF PLAST	40665	261841	23057	297333
392490	OTH,HOUSEHOLD/TOILET ARTICLES	29424	225265	24618	233858
392510	RESERVOIRS,TANKS,VATS>300 LTRS	586	74583	4946	7903
392520	DOOR,WINDOWS FRAME&H-HOLD PLAS	160	57135	11965	63714
392530	SHUTTERS,BLINDS&PARTS OF PLAST	2682	16549	85	17530
392590	OTH,BUILDER-WARE OF PLASTIC,NS	107670	447346	91602	681189
392610	OFFICE/SCHOOL SUPPLY PLASTIC	51620	186571	34521	201713
392620	PLASTIC BELTS	22000	99709	19981	112166
392630	FITTING FOR FURNITUR/COACH PLA	1465	8768	2050	13093
392640	ORANMENTAL ARTICLES OF PLASTIC	165652	962767	127549	595742
400942	TUBE,PIPERUB WITH OTH.METL.FIT	1364	30100	3847	46174
401011	CONVEYOR BELTS WITH METALS	3552	8441	110	3134
401012	CONVEYOR BELTS WITH TEX-METACS	37384	484580	42969	590060
401019	OTH CONVEYON BELT OR BELTING	38712	486561	40367	296531
401031	V-BELT RIBBED VEHICLE 60-180CM	56555	388751	48957	381909
401032	V-BELTS O/THEN V-RIBBED VEHICL	27336	247904	40644	246515
401033	V-BELTS 180-240CM VEHICLES	1549	7805	2180	7280
401034	V-BELTS OTH THEN V-RIBBED240CM	404	6977	364	3100
401035	TIMING BELT VH-87 CIR.60-150CM	1131	6209	1305	8942
401036	TIMING BELT VH-87 CIR150-198CM		3200	1227	10547
401390	INNER TUBES OF AGRICUL TRACTOR	5421	59593	10411	108091
401410	SHEATH CONTRACEPTIVES	11935	869423	19686	866874
401490	OTH HYG/PHARMACEUTICAL ARTL	17387	81481	8075	54089
401511	GLOVES,RUBBER,SURGICAL	80143	422138	29380	286481
401519	OTHER GLOVES,RUBBER	88129	669983	74010	492946
401590	OTH ARTI APPRL/CLOTH ALL PURPS	1841	41610	16117	47934
401610	STOPPER, RUBBER	31942	261209	28963	238805
401691	FLOOR COVERING & MATS, RUBBER	18260	65251	2182	43777

Contd.

10.11 Imports by Economic Categories (Detail)

(In Thousand Rupees)					
I t e m s	February, 2019	From July, 2018	February, 2018	From July, 2017	
401692	TIP ERASER OF CELLUAR RUBBER	124503	690777	122159	702967
401693	GASKETS OF RUBBER	163962	1483502	197448	1404400
401694	BOAT/DOCK FENDERS,OF RUBBERS	7567	22712	100	217010
401695	OTH INFLATABLE ARTICLE OF RUBB	484	17393	473	10159
401699	PRINTING BLANKETS,RUBBER	196376	1600895	169034	1639708
420100	SADDLERY&HARNESS FOR ANIMALS		259	597	1675
420211	SUITCASES,LEATHER/COMP-LEATHER	58051	247370	33742	135185
420212	TRAVEL BAGS OF PLASTIC TEX MAT	166989	974060	106380	724426
420219	OTH TRUNK,SUITCASE,VANITY-CASE	3218	23461	1194	15703
420221	HANDBAG,COMP/PATENT LEATHER	89836	540746	46875	510058
420222	HANDBAGS,PLASTIC/TAXT MATERIAL	32351	157071	8224	130315
420229	OTH HANDBAGS,WITHOUT HANDLES	55143	258435	71514	433964
420231	ARTI.CARIED.IN POCKET. LEA/COM	4529	36535	3686	27796
420232	ARTIC CARIED IN POCK TAXT MATE	3295	22598	1236	10938
420239	OTH,ARTI CARRIED IN HAND/POCKET	22001	142344	15137	155447
420291	OTH CONTAINER O/S OF LEA/COMPS	10116	62016	4106	34563
420292	OTH CONTAINER O/S PLAS/TEXTILE	11909	60552	8784	35861
420299	OTH CASES VULCANISED FIB/PBOA	4749	118170	5712	53719
420310	JACKETS, LEATHER/COMP-LEATHER	8096	49737	484	217447
420321	GLOVES/MITTENS LEATHER SPORTS	54	797	940	2994
420329	GLOVES LEATHER FANCY	283	4275	418	39662
420330	BELTS AND BANDOLIERS	26400	67995	6927	109176
420500	BELTING CONVEYOR LEATHER/COMP	826	5563	355	8283
430230	WHOLE SKINS&CUTTINGS ASSEMBLED		1		9
430390	OTHER, ARTICLES OF FURSKINS	57	630	27	1543
430400	ARTICLE OF FUR&ARTICLE THEREOF	78	19025	40	14159
440131	WOOD PELLETS		6817	2416	6865
440139	SAW DUST & WOOD WASTE & SCRAP	38	8508	1314	4042
440140	SAWDUST,WOOD WASTE,NOT AGLOMER		438		
440210	WOOD CHARCOAL OF BAMBOO NOT AG	983	7919	744	6375
441300	DENSIFIED WOOD,BLOCK,PLATE,ETC	7998	44221	285	56973
441600	CASK,BARREL,VAT,TUB&OTH PRODCT		6649		4252
441891	OTH PANEL OF BAMBOO				238
441899	FLOURING PANELS	61267	363012	53362	386532
441911	BREAD,CHOPPING BOARD OF BAMBOO	2630	16069	2653	9849
441912	CHOPSTICKS OF BAMBOO		4429	59	12078
441919	OTH TABLE/KITCHENWARE OF BAMBO	3147	14810	412	7908
441990	TABLE&KITCHENWARE OF OTH WOOD	6880	34998	5833	29417
442010	STATUETTES/OTH ORNAMENT WOOD	15	574	126	2525
442090	JEWELLERY BOXES, WOODEN	12526	81582	13947	87252
442110	CLOTHES HANGERS OF WOOD	3125	32279	2252	33561
450490	OTH, ARTICLES AGLOMERATED CORK	76	102		173
460121	MATS,MATting&SCREEN OF BAMBOO		5609	582	4597
460129	OTH MATS,MATting&SCREN VEG MAT	165	1483	48	48
460192	OTH MATting&SCREEN OF BAMBOO		595		493
460193	OTH MATting & SCREEN OF RATTAN				20
460199	OTH PLATING MATERIAL N.E.S	1567	12163	532	3123
460211	BASKETWORK&OTH ARTICL OF BAMBO		2798	7	2050
460212	BASKETWORK&OTH ARTIC OF RATTAN		8		
460219	BASKETWORK&OTH ART OF VEG MATE	365	2199	1374	5923
481200	FILTER BLOCK,SLAB OF PAPERPULP		1851		4015
481490	OTHER WALLPAPER & COVERINGS.	708	1034	10	3989
481620	SELF-COPY PAPER		7		1175
481690	OTHER COYING PAPER, C/T SIZE.	772	9277	119	3912
481710	ENVELOPES	1226	13206	1042	8789
481720	LETTER CARDS, PLAIN POSTCARDS	28	608	43	645
481730	BOXES,POUCHES,PAPER STATIONERY	135	14476	161	5041
481810	TOILET PAPER	20880	88022	2203	28935
481820	HANDKERCHIEFS, TISSUES&TOWELS	34801	152544	11346	115948
481830	TABLE CLOTHS & SERVIETTES	1646	6269	186	11608
481850	ARTICLES OF APPAREL&CLOTHING		1840		1166
481890	OTH ARTI LINEN,P&P GARMET/ASSE	31490	279923	16524	129973

Contd.

10.11 Imports by Economic Categories (Detail)

(In Thousand Rupees)					
I t e m s	February, 2019	From July, 2018	February, 2018	From July, 2017	
481910	CARTON,BOXE&CASES CORRUPAPE	72990	522404	33299	273279
481920	FOLD/CARTO/BOXE&CASE,NON-CURRU	51372	267328	28031	164473
481930	SACKS&BAGS WITH BASE 40CM/MORE	21969	109668	516	6317
481940	OTH SACKS&BAGS,INCLUDING CONES	2106	73352	698	69695
481950	OTH PACKING CONTAINERS/RE-SLEE	3264	32211	1772	17606
481960	BOX FILES,LETTER TRAYS,BOX,OFF	6537	49542	8937	53782
482010	NOTE BOOK ORDER BOOK/RECEIPTS	13601	102921	19850	109791
482020	EXERCISE BOOKS	2638	20563	2429	9467
482030	BINDERS,FOLDERS&FILE COVERS	10028	88592	9693	77011
482040	MANIFOLD BUSINESS FORMS/CARBON	272	1391	30	1039
482050	ALBUMS FOR SAMPLES/COLLECTIONS	1512	5221	818	4669
482090	OTH BOOK COVER,BLOTING PAD,NES	9205	53715	5598	116211
482110	PAPER DECORATION OF VEH H-8711	28318	304844	41079	249035
482190	OTH,P&P/BOARD LABLES NOT PRINT	8657	103958	8642	279823
482210	BOBBINS, SPOOLS, CAPS , PULP.	2664	58791	4977	32977
482290	OTHER,BOBINS,SPOOL,CAPS ETC.PA	4408	80507	7040	77515
482320	FILTER PAPER AND PAPERBOARD	9729	161126	11919	79008
482340	ROLLS,SHEETS AND DIALS,PRINTED	810	23513	199	10700
482361	TRAY,DISH,PLATE,CUP OF BAMBOO				7
482369	OTH TRAY,DISH,PLATE,CUP,P&BORD	21561	222530	14007	172532
482370	MOULDED/PRESSED ARTICL P-PULP	57	11184	1264	13905
482390	CARDS FOR JACQUARD MACHINES	43293	352450	42413	298505
490110	PRINTED BOOKS IN SINGLE SHEETS	3277	27392	2080	16329
490191	DICTIONARIES AND ENCYCLOPAEDIA		1794	3024	9411
490199	HOLY QURAN	381443	3529630	275481	2534658
490210	NEWSPAPERS,JOURNAL 4-TIME/WEEK		298		116
490290	OTHER NEWSPAPER,JOURNALS PERIO	3241	31058	4184	30037
490300	CHILDREN DRAWING/COLOUR BOOKS	3563	23857	2150	19629
490400	MUSIC, PRINTED IN MANUSCRIPT.			2	20
490510	GLOBES	137	1292	10	1152
490591	OTH PRNTD MATER BOOK FORM/ATLS				262
490599	OTH MAPS AND HYDROGRAPHIC/W-PA	94	2173	213	6511
490600	PLANS/DRAWINGS FOR ARCHITECTS	23014	308826	182808	1281440
490700	UNUSED POST,REV,SIMILAR STAMP	6629	1527278	243	214441
490810	TRANSFERS ,VITRIFIABLE.	1503	53161	14251	35229
490890	OTH,TRANSFERS(DECALCOMANIAS)	6331	66139	3738	41499
490900	PRINTED/ILLUSTRATED POSTCARDS	155	2113	307	1204
491000	CALENDAR OF ANY KIND PRINTED.	1279	23932	3426	22837
491110	TRADE ADVERTISING MATERIAL.	44623	167410	35697	136163
491191	PICTURES,DESIGNS&PHOTOGRAPHS	180	6111	1678	7179
500600	SILK YARN/ YARN SPUN WASTE NRS				170
500710	FABRICS OF NOIL SILK	5778	9857		20255
500720	OTH FAB CON>80% WT OF SILK	215499	686193	43903	272544
511111	WOVEN FABRICS CARDED WOOL,85%		17061		51351
511119	OTH WOVEN FABRICS CARDED WOOL	1128	117588	2253	244551
511120	OTH MIXED MAN-MADE FILAMENTS		17706	616	632
511130	OTH MIXED MAINLY/SOLELY M-MADE		15083		458
511190	OTH WOVEN FAB CARDED WOL/HAIR	20606	202748	14539	426930
511211	WOVEN FAB.COMBED WOOL 85%/HAIR		37239		11208
511219	OTH WOVEN FAB COMBED WOOL 85%>	3344	70337		110783
511220	OTH WOVEN FAB.COM.WOLL MIX.MMF		106774	315	13032
511230	OTH WOV.FAB.COM.WOOL MIX.M/MSF		15033		70645
511290	OTH WOV.FAB.CARDE WOOL/FA-HAIR		79529		24104
520790	OTHER,COTTON YARN PUT UP SALE	305	2630	6	1367
520811	WOV FAB COT WT<100G/SQM UNBLEA		4	56	115
520812	WOV FAB COT WT>100G/SQM UNBLEA	4598	8119	30182	194848
520813	WOV FAB COT3-4THREAD TWIL UNBL	574	1046		
520819	OTHER WOVEN COTTON FAB UN-BLH	5166	54925	285	33011
520821	WOV FAB COT WT<100G/SQM BLEACH	3578	8976	1365	9936
520822	WOV FAB COT WT>100G/SQM BLEACH		265		670
520823	WOV FAB COT 3/4 THRD TWIL BLEC				44
520829	OTH WOVEN FAB OF COTTON BLEACH		8241		555

Contd.

10.11 Imports by Economic Categories (Detail)

(In Thousand Rupees)					
I t e m s	February, 2019	From July, 2018	February, 2018	From July, 2017	
520831	WOV FAB COT WT 100G/SQM DYED		3396	1439	3143
520832	WOV FAB COT WT>100G/SQM DYED	863	3039	9329	11274
520839	OTH COTON WOV FAB<200G/SQM DYE	1846	11172	9599	53570
520841	WOV FAB COT WT 100G/SQM COLOUR		30	2674	7693
520842	COTON WOV FAB WT>100G/SQM COLO	1193	35329	16002	106622
520843	COTTON WOV FAB 3/4 THREAD TWIL		2443		80
520849	OTH WOV FAB WT 200G/SQM	17192	88420	1796	20914
520851	COTON WOV FAB 100G/SQM PRINTED	129569	734232	212325	768481
520852	COTON WOV FAB>100G/SQM PRINTED	8093	49808	3221	15706
520859	OTH COT WOV FAB 200G/SQM PRINT	5306	27633	2747	29525
520911	WOV FAB COT WT>200G/SQM UNBLAC		1324		79
520912	COTTON WOV FAB 3-4THREAD UN-BL				4303
520919	OTH COT WOV FAB>200G/SQM UNBLE	12	32		726
520921	COTTON WOV FAB BLEACH>200G/SQM	1631	1631		777
520922	COT WOV FAB 3/4THRD W>200G/SQM		3		73
520929	OTH COT WOV FAB BLE W>200G/SQM	3872	5923		8193
520931	COTTON WOV FAB DYED>200G/SQM		112		7866
520932	COTTON WOV FAB DYED 3-4 THREAD		623	210	1738
520939	OTH COT WOV FAB DYED>200G/SQM		10435	287	3891
520941	COT WOV FAB>200G/SQM 85% COT		27		
520942	COTTON WOV FAB DENIM>200G/SQM	1265	40761	2404	141807
520943	WOV FAB 3-4-THREAD TWILL>200G	21	21		
520949	OTH WOV FAB CONT 85% COT/YARN		1501	30	19191
520951	COTTON WOV FAB PRINTED>200GSQM				1015
520952	WOV FAB 3-4-THREAD TWILL PRINT			165	240
520959	OTH WOV FAB PRINTED>200G/SQM	3293	5629	3617	6517
521011	COT W-FAB MIX MMF W200G/SQMUNB				19223
521019	OTH W-FAB COT MIX MF200GSQM UB		259		2531
521021	W-FAB COT MIX-MMF WT 200G/SQM		12493		7035
521029	OTH W-FAB COT 85%,MMF 200G-BL		216		1594
521031	COT WOV FAB MX-MMF200G/SQM DYE		12817	7964	30021
521032	W-FAB3/4THR MX-MMW 200G/MW DYE				26
521039	OTH W-FAD COTMX MF W200G/SQMDY		375	747	14264
521041	W-FAB COT MX-MMF 200G/SQM	4276	22212		6948
521049	OTH W-FAB COT MX-MMF W200G/SQM	2250	60526	5791	28945
521051	W-FAB COT MIX,MF W200G/SQM PRI		6		
521059	OTH W-FAB COT,MMF W 200G PRINT	8892	254693	8096	156172
521111	COT W-FAB,MX MF W>200G/SQM UNB		249		
521119	OTH W-FABCOT,MF W>200G/SQM UNB	47110	438610	35353	128394
521120	W-FAB COT WT<85% MIX MMF-BLEA			1416	4467
521131	WW-FAB COT,MMF W>200G/SQM DYED	187	3932	97	97
521132	WOV FAB 3-4THREAD MIX>200GDYED		3536		1155
521139	OTH W-FAB COT,MMF W>200G DYED	33916	156109	457	24612
521141	COT W-FAB CLO YRN,MF W>200GSQM		243		
521142	W-FAB COT DENM,MX MFW>200G/SQM	14426	124668	8035	157399
521149	OTH W-FB COT CLO YRN MMF>200G		146		10
521151	COT WOV FAB,MF,W>200G/SQM PRNT	135	135	63	63
521152	WOV FAB 3-4THRD MMF-W>200GPRNT		141	850	850
521159	OTH W-FAB COT,MF,W>200G/SQM PR	52652	135459	26588	123448
521211	OTH COT W-FAB UN-BL W 200G/SQM		80		
521212	OTH COT W-FAB BLECH W 200G/SQM		206		60
521213	OTH COT W-FAB DYED W 200G/SQM	6062	6996		1572
521214	OTH W-FAB,COLOR YRN W 200G/SQM	1689	2095		1065
521215	OTH W-FAB COT PRNTD W 200G/SQM		178	1437	3038
521221	OTH W-FAB COT UNBLE W>200G/SQM		106		
521223	OTH COT WOV FAB DYED>200G/SQM		13763	4951	15984
521224	OTH W-FAB COT COLYARN>200G/SQM		1586		
530890	OTH, YARN OF OTH VEG TEX FIBRE	680	680		2152
530911	UN-BLE/BLE FAB CON>85%WT FLX	347	347		
530919	OTH WOV FAB OF FLAX 85%OR MORE	10172	47480	1053	5519
530921	UN-BLE/BLE FAB 85% OR > W FLX				49
530929	OTH WOV FAB OF FLAX<85% BY WT	7285	12918	23395	26828

Contd.

10.11 Imports by Economic Categories (Detail)

		(In Thousand Rupees)			
Items	February, 2019	From July, 2018	February, 2018	From July, 2017	
531010	UN-BLEACH, WOV FAB OF JUTE/FIB			46	46
531090	JUTE, HESSIAN CLOTH		2		
540600	M-MADE FILAMENT YARN RETAIL-SL	1421	7909	61	245
540710	WOV FAB HI-TENACI YRN NYLON PO	734	40815	12242	306616
540720	WOV FAB OBTAIN FROM STRIP,LIKE	5218	159210	12174	134398
540730	FAB PARALLEL SYNTH FILAMENT				1197
540741	FAB 85% OR MORE NYLON FILMENT	54	1724		4198
540742	OTH FAB 85% OR MORE DYED	36249	379221	19700	445863
540743	OTH W.FAB NYL FLAMT WT>85% DYE		116		437
540744	OTH W.FAB FILA DIF COL NYL>85%		17759	15005	47902
540751	OTH W.FAB TEXTURED POLY U-BLEA	154122	908109	105872	833260
540752	OTH W.FAB TEXTUR POLY DYED 85%	317695	3110827	931268	5656015
540753	OTH W.FAB DIF COL TEXTUR POLYS	826	18411		1110
540754	OTH FAB TEXT POLY FIL PRINTED	330510	3511357	595030	3478501
540761	OTH FAB, NON-TEXT POLY FILAMENT	51194	460486	93375	548277
540769	OTH FAB POLY FIL TEXTILE MAT	10807	89709	23275	130317
540771	OTH WOV FAB SYNTH FIL BL/UN-BL		242	1507	5839
540772	OTH WOV FAB SYNTH FIL DYED 85%	487	4080		2882
540773	OTH W.FAB DIF COL SYN FILA PRI		1962	3346	4745
540774	OTH WOV FAB SYNTH FIL PRINTED		29422		
540782	OTH WOV FAB MIXED COTTON DYED		12973	6341	66855
540783	OTH FAB SYN TEXMAT COLOR DYED		4288	263	9103
540784	OTH FAB SYN TEX SQM MATERUAK	3042	66926	28970	53715
540791	OTH WOV FAB SYN F/L UN-BLECHED				
540792	OTH WOV FAB SYN F/L NS DYED		7303	132	18009
540793	OTH WOV FAB SYN F/L NES COLOUR	158	3091		1758
540794	OTH WOV FAB SYN FIL NES PRINT	34511	164692	31232	213658
540810	W.FAB HIGH TENCITY YRN VIS, RAY	1979	15245		1716
540821	OTH WOV FAB ART. FIL BL/UN-BL	37399	233666	13453	112767
540822	OTH WOV FAB ART. FIL DYED		13455		42166
540823	OTH WOV FAB DIFFERENT COLOUR				3715
540824	OTH WOV FAB ART. FIL PRINTED	1080	11730	36831	169560
540832	OTH WOV FAB ART. FIL YARN DYED		3068		291
540833	OTH WOV FAB ART. FIL YARN COLOR		11		
551211	WOV FAB-SYN STAPLE FIBR. UN-BLE		53677		18129
551219	OTH WOV FAB OF SYN STAPLE FIB	7153	87980	955	140747
551221	W-FAB ACRYLIC FIB>85% UN-BLECH		18		
551229	O/W-FEB ACR STA FIB>85% WT ACRY		10149	407	6590
551291	WOV FAB SYN STAP FIB UN-BLECH		37		507
551299	FAB>85%W DIS SYN FAB UN-BLECHE	1950	6902	766	7248
551311	W.FAB SYN.S.FIB COT.170G.UN-BL		3		164
551312	3/4-TH.TWIL-COT<170G.P.S.F.U-B				2015
551319	O/W-FAB-S.S.F-COT-170G.UN-BLE				403
551321	W-FAB SYN STA FIB MX COT DYED		1194	41	5568
551323	POLYS,COT,STAP FIB<170G DYED		4883		33369
551329	OTH FAB SYN STAP FINRE DYED		1590	542	5703
551331	WOV FAB SYN STAP FIB COLOUR YR		2023		4985
551339	OTH WOV FAB STAP FIB<170G/SQM	134	1071	309	1494
551341	WOV FAB POLY STAP FIB PRINTED		312		568
551349	O/W-FAB SYN STAP FIB MIX COTON		18227		3427
551411	WOV.FAB P.S.F.<85%.C>170G.UN-BL				16
551419	O/W-FAB-S.S.F-COT>170G.UN-BLE		933		1825
551421	W-F POLY STAP FIB<85% DYED	12821	55264	679	30426
551422	W-F POLY STAP FIB 3/4THRD DYED	3408	32885		33597
551423	OTH FAB POLY FIB MIX COT DYED		981		7803
551429	OTH FAB<85% MIX COT SYN FIB		475		13486
551430	3-4THREAD TWILL DIF COLOUR-PSF		2423		9292
551441	W-F SYN FIB<85% MIX COT PRINT		1012		
551442	W-F POL FIB MIX COT 3-4T PRINT		632		17687
551443	O/W-FAB POL FIB MIX COT PRINT		3148		
551449	O/W-FAB SYN MIX COT>170G PRINT	85	4189	38656	103920
551511	O/W.FAB.P.S.F-MIX-VISC.UN-BLEC	143	376165	4700	252973

Contd.

10.11 Imports by Economic Categories (Detail)

(In Thousand Rupees)				
Items	February, 2019	From July, 2018	February, 2018	From July, 2017
551512	O/W.FAB.P.F- MIX-M.M.F.UN-BLEC		867	36332
551513	O/W FAB P.S.F.MIX WOL/F-HAL.BL		197843	166332
551519	O/W FAB POLY STAP FIB UN-BLECH		3266	783
551521	WOV FAB ARCYL FIB MIX.M.M.F.BL		5493	321
551529	O.WOV FAB- ARCYLIC FIB UN-BLEC		7261	9860
551591	O/W FAB SY.FI. M-M.FILA.UN-BLE			1841
551599	O.WOV FAB OF M.M.FILA.UN-BLECH		526	1401
551611	W-FAB ARTI FIB 85%>BL/UN-BLEA		1783	12123
551612	W-FAB ARTI >85% BY WEIGH,DEYED	19377	539883	1157269
551613	W-FAB ARTI FIB>85% WT DIFF-COL		14772	6994
551614	W-FAB ARTI FIB>85% WT PRINTED	21497	869343	1760833
551621	W-FAB ART FIB<85%WT MM.FILAM		859	351
551622	W-FAB ART FIB<85% WT MM-F DYED		7230	412
551623	W-FAB ART FIB<85%WT D-COL,MM-F		73	276
551624	W-FAB ART FIB<85%WT MM-F PRINT		1810	
551634	W-FAB ART FIB<85% WT,WOL/HA PR			53
551642	W-FAB ART FIB<85%WT MX COT DYE			2618
551643	W-FAB ART FIB<85%WT MIX COTTON		214	1864
551644	W-FAB ART FIB<85% WT MIC PRINT	481	5409	
551691	W-FAB ART FIB<85%WT UN-BLE/BLE	13248	13767	3169
551692	W-FAB ART FIB<85%WT MIX O/F DY	213	484	6186
551693	W-FAB ART FIB<85%WT D-COL,O/FI		1286	679
560130	TEXTILE FLOCK,DUST & MILL NEPS	5176	34288	15525
560210	NEEDLELOOM FELT STICH-BOND FIB	29423	112631	107975
560221	FELTS OF WOOL/HAIR,NOT COATED		760	1682
560229	FELTS OTH TEXT MATE, NOT COATD		13137	1671
560500	METALLISED YARN,TEXTILE YARN	600405	3742269	2844840
560900	ARTICLES OF YARN,STRIP ROPE	5840	17662	6341
570110	CARPETS OF WOOL, HAND KNOTTED	10076	124117	220992
570190	CARPETS,KNOT OF OTH TEX MATERL		483	691
570210	KECEM,SCHUMACKS,KARAMAE.ETC.	2499	27338	22193
570220	FLOOR COVERING COCONUT FIBRES		170	305
570231	CARPETS F/COV.PILE CONS,M/MADE			4136
570232	SYNTHETIC TURF SPORTS FIELDS		2613	9686
570239	CARPETS ECT.AOT.MADE O/TEX MAT			2224
570241	CARPETS, (MACHINE MADE)	6	631	2678
570242	SYNTHETIC TURF SPORTS FIELDS	51544	351856	448007
570249	CARPETS ETC.MADE OTH.TEX MATEL		54	
570299	RUGS OF COTTON		1046	1120
570310	CARPET ETC WOOL/FINE ANIM HAIR	74	191	
570320	SYNTHETIC TURF SPORTS FIELDS.	33089	217283	147147
570330	SYNTHETIC TURF SPORTS FIELDS.	95786	730014	547973
570390	CARPET/TUFT CARS/VEH O-TEX MAT	178	5998	2293
570410	TILES, < 0.3 SQM AREA.		1607	8080
570490	OTH CARPETS ETC.FELT N/TUFTED	14409	140082	321837
570500	OTH CARPETS&OTH FLOOR COVERING		15334	9312
580110	WOV.PILE FAB.CHENILLE FAB.WOOL		3292	2991
580122	CUT CORDUROY, OF COTTON	14967	42698	42024
580123	OTH WEFT PILE FAB.OF COTTON.			176
580126	CHENILLE FABRICS, OF COTTON	793	994	6914
580132	CUT CORDUROY, MAN-MADE FIBRES.	824	824	12262
580133	OTH WEFT PILE FAB.M/MADE FIBRE	497	1464	1879
580136	CHENILLE FAB. MAN-MADE FIBRES.		26480	54293
580137	WARP PILE FABRICS OF COTTON	27366	111893	51325
580190	OTH PILE&CHENILLE FAB.TEX.MAT	16098	1341268	761551
580219	OTH TERRY TOWEL/FABRICS,OF COT	69	400	198
580220	TERRY TOWEL/FABRICS, TEX.MAT	64	139	35
580230	OTH TUFTED TEXTILE FABRIC		97	
580300	GAUZE,OTHER THAN NARROW FABRIC		109	71
580410	TULLES AND OTHER NET FABRICS	209745	1171576	271314
580421	LACE MACHINE MADE,M-MADE FIBRE	80478	325996	24434
580429	OTH,LACE MACHINE MADE,OTH MAT.	35142	487421	559124

Contd.

10.11 Imports by Economic Categories (Detail)

		(In Thousand Rupees)			
I t e m s	February, 2019	From July, 2018	February, 2018	From July, 2017	
580430	LACE HAND MADE		1401	2425	3246
580610	WOV.PILE FAB.& CHENILLE FABRIC	37	1032	1651	7870
580620	OTH WOV. FAB. ELASTOMERIC YARN	7969	134658	14846	120381
580631	OTH NARROW WOV FAB, OF COTTON.	396	4890		2749
580632	OTH NARROW WOV FAB,M/MADE FIB.	83496	450982	61422	404895
580639	OTH,NARROW WOV.FAB,TEX.MAT	7	2365	253	9161
580640	OTH FABRICS,WARP W/OUT WEFTASM		1943		375
580710	BADGES, WOVEN	160083	1096561	113450	773240
580790	OTH,LABELS,BADGES&ART.TEX/MAT	12595	102111	7987	158180
580810	BRAIDS IN THE PIECE		164	52	593
580890	OTH,ORNAMENTAL TRIM,TASSEL ETC	7691	46536	2088	15605
580900	WOV FAB.OF METAL TAREAD/YARN.		45	922	1568
581010	EMBROIDERY W/OUT VISIBLE GROND		8		517
581091	OTHER EMBROIDERY,OF COTTON	2161	8479	534	7403
581092	OTH EMBROIDERY,M-MADE FIBRES	14809	44108	391	20138
590190	BUCKRAM	132631	917511	89836	629887
590210	TYRE CORD FAB HIT.YARN NYLPLMD	206699	1373542	189784	1298565
590220	TYRE CORD FAB H/T YARN POLYSTR	8037	120994	13984	160206
590390	OTH,TEX FAB IMP,LAM, PLASTIC.	224454	1746964	503766	2367794
590410	LINOLEUM		96	66	66
590800	TEX WICKS,WOVEN,LAMP,LIGHTERS		683		108
590900	TEX HOUSE PIPING/TEX TUBING.	78131	177871	3995	97555
591190	O-DRYER SCREEN, PAPER MAKING	44921	312550	34630	351403
600110	LONG PILE FAB,KNIT/CROC.UN-BLE	1752	14935	249	19204
600121	LOOPED PILE FAB,COTTON.UN-BLEC	881	4461		
600122	LOOPED PILE FAB,M.M.FIB.UN-BLE	436	37549	600	5446
600129	LOPED PILE FAB,O-TEX MAT.UN-BL	696	61850	393	36571
600191	PILE FAB,KNIT/CRO OF COT.UN-BL		1827	981	3816
600192	PILE FAB,KNIT/CRO,M-M-F.UN-BLE	1087537	10757886	868507	10801961
600199	PILE FAB,KNIT/CROCH,O-T.M.UNBL	668	7502	908	197149
600240	KNIT CROCH FAB<30CM,ELASTOME5%		125	62	29822
600290	OTH,KNIT/CROC FAB<30CM,ELAST5%		21187		7593
600310	KNIT/CRO FAB WOL/H W-30CM.UNBL				2128
600330	KNIT/CRO SYN-FIB W-30CM.UN-BLE		1997		
600390	O.KNIT/CRO FAB W-30CM.UN-BLE		500		576
600410	KNIT/CRO FAB WD>30CM ELASTYR5%	18890	128491	22599	144395
600490	OTH KNIT/CRO FAB WD>30CM ELAST	2252	19355	244	35514
600521	WRAP KNIT FAB OF COT UN-BLECHE		10199		10873
600522	WRAP KNIT FAB OF COTTON DYED	88	504		58947
600523	WRAP KNIT FAB OF DIFFCLUR YRN				153
600524	WRAP KNIT FAB PRINTED		54411		741
600535	WRAP KNIT FAB SYNTHETIC FIBRE	6589	140763	22008	112446
600536	WRAP KNIT FAB SYN.FIB UN-BLE	1900	102690	14980	96836
600537	WRAP KNIT FAB SYN.FIBRE DYED	69359	667715	60437	429911
600538	WRAP KNIT FAB SYN.FIB DIF COLO		997		
600539	WRAP KNIT FAB SYN.FIB PRINTED	31596	43423	5544	199061
600541	WRAP KNIT FAB ART FIB UN-BLEAC		225		1653
600542	WRAP KNIT FAB ART FIB DYED	6972	95903	15418	81025
600544	WRAP KNIT FAB PRINTED	36509	146358	42124	112950
600590	WR KN FAB O/TH H6001,6004.UNBL	3122	185697	4460	233334
600610	OTH KNIT/CRO FAB OF WOOL/HAIR		1838		
600621	OTH KNIT/CRO FAB COTTON UN-BLE		285	1168	4948
600622	OTH KNIT/CRO FAB COTTON DYED	2099	7876		2511
600623	OTH KNIT/CRO FAB COTON COLOR		18		
600624	OTH KNIT/CRO FAB COTON PRINTED	11286	22619	1299	2341
600631	O-KNIT/CRO FAB SYN.FIB UN-BLEA	4726	17491	1313	151311
600632	OTH KNIT/CRO FAB SYN.FIB DYED	344637	2474887	931968	4811372
600633	OTH KNIT/CRO FAB SYN.FIB COLOR	12707	55825	4658	28661
600634	OTH KNIT/CRO FAB SYN.FIB PRINT	351	58118	22660	181031
600642	OTH KNIT/CRO FAB ART FIB DYED		809	1646	2390
600643	OTH KNIT/CRO FAB ART FIB COLOR				327
600644	OTH KNIT/CRO FAB ART FIB PRINT		414		

Contd.

10.11 Imports by Economic Categories (Detail)

(In Thousand Rupees)					
Items	February, 2019	From July, 2018	February, 2018	From July, 2017	
600690	OTH KNITTED CROACHE FAB.UN-BLE	6556	115601	20685	113153
610120	MEN/BOYS OVERCOAT/SIM ARTICLE	10	1436		3409
610130	MEN/BOYS WIND JACKET/SIM ART.		459	219	2818
610190	OVERCOAT ETC.MEN OTH TEX KNIT.	44	7640	173	15399
610210	APPAREL/CLOTH/ACCESSORIES,WOOL				231
610220	APPAREL/CLOTH ACCES,OF COTTON,		2782		1134
610230	APPAREL/CLOTH ACCES,M-MADE FIB	265	1418	83	6944
610290	APPAREL/CLOTH OF TEX MATEL,	305	1967	269	1392
610310	SUITS MEN'S/ BOYS KNITTED/CROC	2838	21076		41722
610322	MEN/BOYS,ENSEMBLE,COTTON,KN/CR		1336	189	3801
610323	MEN/BOYS,ENSEMBLE SYN/FIB,KNIT		5462		162
610329	MEN/BOYS,ENSEMBLE OTH TEX MAT,	1146	24693	562	5862
610331	JACKET/BLAZER MEN/BOY,WOOL F/H		86		1094
610332	JACKET/BLAZER MEN/BOY COT/KNY	132	457127	210	100201
610333	JACKET/BLAZER MEN/BOYS SYN FIB	57	14979		4876
610339	JACKET/BLAZER MEN/BOYS OTH TEX	2347	192590	1788	269231
610341	TROUSERS,ETC.MEN/BOYS WOOL F/H		26		
610342	TROUSERS,ETC.MEN/BOYS COT/KNIT	5574	36614	4981	27616
610343	TROUSERS, ETC.MEN/BOYS SYN FIB	1409	2913		766
610349	TROUSERS,ETC.MEN/BOYS TEX MAT	9446	55694	11326	125337
610413	WOMEN/GIRLS,SUITS SYN FIBLE.	79	79		
610419	WOMEN/GIRLS,SUITS OTH TEX MAT	235	13110	99	12743
610422	WOMEN/GIRLS,ENSUMBLE,COTT/KNIT		155		281
610429	WOMEN/GIRLS ENSEMBLE,TEX MAT		1354	1145	2678
610431	JACKETS/BLAZER W/GIRL WOL K/CR	82	482		1097
610432	JACKET/BLAZER W/GIRL COT KN/CR	876	26405	389	6788
610433	JACKE/BLAZER W/GIRL SYN KN/CR	527	6511	41	19422
610439	JACKE/BLAZ W/GIRL OTH TEX K/CR	1074	222954	1144	94761
610441	DRESSES W/GIRL WOOL/HAIR KN/CR		57		
610442	SHISHA EMBROIDERED DRESS COTTO	763	23245	647	23643
610443	DRESSES W/GIRL SYN FIB KNIT/CR		1491	224	1996
610444	DRESSES W/GIRL ARTFIB KNIT/CR	193	536	155	331
610449	DRES W/GIRL OTH TEX MAT KNT/CR	913	1692	229	2500
610452	SKIRTS/D-S W/GIRL COT KNIT/CRO		55	175	430
610453	SKIRTS/D-S W/GIRL SYN KNIT/CRO		74		261
610459	SKIRTS/D-S W/GIRL OTH TEX K/CR		2660	113	644
610461	TROUSERS ETC OF WOOL/HAIR KNIT				20
610462	TROUSERS ETC OF COTTON KNI/CRO	396	10836	983	12387
610463	TROUSES ETC OF SYN FIB KNITED	2054	4929	373	5878
610469	TROUSERS ETC OF OTH TEX MAT KN	475	7267	1077	31847
610510	SHIRTS MEN/BOYS COTT KNIT/CRO	23870	116666	8657	61092
610520	MEN/BOYS SHIRTS M-MAD FIB K/CR	43902	280624	42177	398198
610590	MEN/BOYS SHIRTS O/TEXTILE K/CR	41426	133882	50062	354715
610610	W/GIRL SHIR/BLOUSES COT KN/CRO	76	3728	239	14929
610620	W/GIRL SHIR/BLO M/MADE FIB K/C	1468	2501	385	1948
610690	W/GIRL SHIR/BLOU OTH TEXMATK/C	787	19987	3916	13749
610711	UNDERPANTS ETC M/BOY COT KN/CR	705	7846	2229	13206
610712	UNDERPANT ETC M/BOYS M/MAD FIB		992	2034	3126
610719	UNDERPANT ETC M/BOYS OTH T/MAT	1785	3427	551	1538
610721	NIGHTSHIRTS OF COTTON,	7	11063	405	2826
610722	NIGHTSHIRT OF MAN-MADE FIB KNT		330	113	124
610729	NIGHTSHIRT/PYJAMAS OTH TEX MAT		638	4565	20702
610791	BATHROBES ETC OF COTTON M/BOYS	101	1978	64	518
610799	BATHROBE ETC OF OTH TEX KN/CRO	57	370		1860
610811	WO/GIRL SLIP,PELTICOAT KNIT/CR				13
610819	SLIP PETTICOAT OTH TEX MATERIA	22	52		27
610821	W/GIRL BRIE/PANTIES COT KN/CR	553	6620	182	1126
610822	W/GIRL BRIEF/PANTIES M/MAD FIB	746	3463	135	1892
610829	W/GIRL BRIEF/PANTIES OTH T/MAT	1146	3111	812	3677
610831	W/GIRL N-DRESS/PAJAMA COT KN/CR	1024	3858	537	8808
610832	W/GIRL N-DRESS/PAYJAMS M/M FIB		527	46	448
610839	W/GIRL N-DRESS/PAJAMAS TEX MAT	3572	21004	3322	9988

Contd.

10.11 Imports by Economic Categories (Detail)

		(In Thousand Rupees)			
I t e m s	February, 2019	From July, 2018	February, 2018	From July, 2017	
610891	BATHROBE W/GRL COTTON KNIT/CRO	87	1443		160
610892	BATHROBE W/GRL MAN-MADE KN/CRO		327	33	279
610899	BATHROBE W/GRL OTH TEX KNI/CRO	1028	1471	1650	4664
610910	T-SHIRT,SINGLETS,WAISTCOT K/CR	12099	57237	7548	87852
610990	BALUCHI/PESHAW VEST O/TEX KN/C	9172	68759	9832	64998
611011	JERSEY,PULOVER,CARDIGAN,WOLLEN		21568	12	13376
611012	JERSEY,ETC. WOOL, KASHMIR GOAT				6
611019	OTH JERSEY PULOVER ETC.WOOLEN	28	425111	23	137117
611020	JERSEY, PULOVER ETC.OF COT K/C	7855	49936	1277	76034
611030	JERSEY, PULOVER M/MADE FIB K/C	4014	46540	1114	34500
611090	JERSEY,ETC. OTH TEXT. MATERIAL	1684	129906	457	65617
611120	BABY GARMENT OF COTTON KNIT/CR	22583	91375	15392	115530
611130	BABY GARMENT OF SYN FIB KNI/CR	143	7685	163	12017
611190	BABY GARMENT OF OTH TEX KNI/CR	258866	1241001	209179	1080465
611211	TRACK SUITS COTTON KNIT/CROCH	153	2753	117	771
611212	TRACK SUITS SYB FIB KNIT/CROCH	1033	4131	382	4088
611219	TRACK SUITS OTH TEX MAT KNI/CR	630	6997	466	5712
611220	SKI SUITS OF WIMEN KNIT/CROCHD				37
611231	MEN/BOYS SWIMWEAR SYN FIB K/CR	37	37	216	808
611239	MEN/BOYS SWIMWEAR OTH TEX K/CR		113		803
611241	WOM/GIRL SWIMWEAR SYN FIB K/CR	180	444	784	786
611249	WOM/GIRL SWIMWEAR OTH TEX K/CR	80	315	33	324
611300	GARMENT MADE UP KNIT/CROCH FAB		51		14
611420	OTH GARMENT COTTON KNIT/CROCH	335	1360	29	480
611430	OTH GARMENT MAN-MADE FIB KN/CR	572	10671	1085	6309
611490	OTH GARMENT,OTH TEX MAT KN/CRO	2132	14509	2910	21859
611510	SOCKS	16051	414756	9660	267282
611521	O-PANTY HOSE&TIGHTS S-FIB<67DX		678	68	5754
611522	O-PANTY HOSE&TIGHTS S-FIB>67DX		174		194
611529	O-PANTY HOSE OTH-TEXTILE MATE	48362	256897	32707	181904
611530	OTH W-MEN SOCKS DECITEX< 67/SY	7305	189679	5528	61792
611594	OTH HOSIERY WOOL/FINE ANI HAIR				67
611595	OTH HOSIERY OF COTTON	1181	22062	1106	47356
611596	OTH HOSIERY OF SYNTHETIC FIBRE		4701	126	2736
611599	OTH HOSIERY OF OTH TEX MATERIL	4341	18601	1866	10901
611610	GLOV,MITTEN,ETC PCAS/RUBER K/C	8713	28819	104	10164
611691	GLOVE,MITTN,MIT KN/CR WOL/HAIR				46
611692	GLOVE,MITTENS ETC KN/CROC COTT	1036	2923	294	2067
611693	GLOVE,MITTENS ETC KNIT SYN FIB	2958	15072	1219	17354
611699	GLOVE,MITTENS ETC KNIT TEX MAT	1354	11800	1825	14998
611710	SHAWLS, KNITTED OR CROCHETED	8465	81958	19151	66966
611780	OTH MADE UP CLOTHING ACCESRIES		1907	540	4561
611790	PARTS OF GARMENT OR CLOTH ACSS		763	1610	5511
620111	MEN/BOYS OVERCOAT WOOL NOTKNIT		1831		963
620112	MEN/BOYS OVERCOAT COT NOT KN/C		1698		2993
620113	OVERCOAT MAN-MADE FIB NOT KNIT	638	923	160	1153
620119	OVERCOAT SIM ART OTH TEX MATER	1557	33555	453	15641
620191	OTH OUTER GARMENT WOOL MEN/BOY		74		232
620192	OTH OUTER GARMENT COT MEN/BOYS	54	70557	93	9771
620193	OTH OUTER GAR M/MADE FIB M/BOY	83	47840	111	9902
620199	OTH OUTER GAR OTH TEX MAT M/BY	661	8810	362	10023
620211	OVERCOAT ETC W/GRL WOOL N/KNIT		1686		990
620212	OVERCOAT ETC W/GRL COT N/KNIT	34	1049	65	675
620213	OVERCOAT ETC W/GRL M/MAD N/KNT		3958	485	4406
620219	OVERCOAT ETC W/GRL O/TEX N/KNT	883	8118	2023	25461
620291	SKI/JACKET W/GRL WOOL NOT KNIT		82		234
620292	SKI/JACKET W/GRL COT NOT KNIT	70	2843	24	58
620293	SKI/JACKET W/GRL M/MADE N/KNIT		2524		1942
620299	SKI/JACKET W/GRL TEX MAT N/KNT	292	5119	522	1946
620311	SUIT MEN/BOYS OF WOOD NOT KNIT	47	7901		8597
620312	SUIT MEN/BOYS SYN FIB NOT KNIT	12856	75976	189	87890
620319	SUIT MEN/BOYS COTTON NOT KNIT	2779	38886	7367	122910

Contd.

10.11 Imports by Economic Categories (Detail)

(In Thousand Rupees)					
I t e m s	February, 2019	From July, 2018	February, 2018	From July, 2017	
620322	ENSEMBLE MEN/BOY COT NOT KNIT	142	11481	430	20528
620323	ENSEMBLE MEN/BOY SYN FIB N/KNIT		608	482	2925
620329	ENSEMBLE MEN/BOY OTH TEX N/KNIT	8095	161743	8554	34588
620331	JACKET ETC MEN/BOY WOOL N/KNIT		6749	253	4403
620332	JACKET ETC MEN/BOY COT N/KNIT	1011	64659	305	17236
620333	JACKET ETC MEN/BOY SYN FIB N/K	311	30833	150	40091
620339	JACKET ETC MEN/BOY OTH TEX N/K	23200	522962	10804	195559
620341	TROUSER (INCLUDING SHALWAR)	42891	173496	45480	94172
620342	OTH TROU BIB M/BOY COTT N/KNIT	30837	144895	22905	141382
620343	OTH TROU BIB M/BOY SYN N/KNIT	52458	158442	420	51904
620349	OTH TROU BIB M/BOY TEXT N/KNIT	49420	205123	23665	147673
620411	SUIT WOMEN/GRL OF WOOL N/KNIT				121
620412	SUIT WOMEN/GRL OF COT N/KNIT			68	2157
620413	SUIT WOMEN/GRL OF SYN N/K		3		1663
620419	SUIT WOMEN/GRL OF TEX MAT N/K	327	22298	305	20489
620422	ENSEMBLE WOMEN OF COT N/KNIT		231	39	327
620423	ENSEMBLE WOMEN OF SYN FIB N/K				61
620429	ENSEMBLE WOMEN OF TEX FIB N/K		297	23	923
620431	JACKET W/GRL OF WOOL NOT/KNIT				198
620432	JACKET W/GRL OF COT N/KNIT	617	936		1200
620433	JACKET W/GRL OF SYN FIB N/KNIT	1251	10053	1319	10151
620439	JACKET W/GRL OF TEX MAT N/KNIT	2961	211452	341	17981
620441	DRESSES W/GRL WOOL NOT KNITTED		466		2
620442	SHISHA EMBROIDERED DRESS COTTO	1471	18616	3091	23121
620443	DRESSES W/GRL SYN FIB NOT KNIT	2614	5124	1980	3932
620444	DRESSES W/GRL ART FIB NOT KNIT	32	699	434	1325
620449	DRESSES W/GRL TEX FIB NOT KNIT	1339	7492	1357	3653
620451	SKIRTS W/GRL WOOL NOT KNITTED				66
620452	SKIRTS W/GRL COTTON NOT KNIT	54	367	53	1084
620453	SKIRTS W/GRL SYN FIB NOT KNIT	195	265	13	224
620459	SKIRTS W/GRL TEX FIB NOT/KN/CR	2851	17888	2350	16861
620461	TROUSER W/GRL WOOL NOT KNIT/CR		570		
620462	GHAGRA OF COTTON	2647	20329	3439	34717
620463	GHAGRA OF SYNTHETIC FIBRES	2438	9768	4052	12691
620469	GHAGRA OF OTH TEXTILE MATERIAL	11301	59601	5090	69754
620520	BALUCHI KAMEEZ OF COT MEN/BOY	126675	428930	41697	146621
620530	SHIRTS MEN/BOYS OF M/MAD N/KNIT	1982	7647	371	2139
620590	SHIRTS MEN/BOYS OF WOOL/H N/K	35964	424749	14225	96834
620610	BLOUSES W/GRL SILK NOT KNITTED		23		16
620620	BLOUSES W/GRL WOOL NOT KNITTED				714
620630	MULTANI CHOLI OF COTTON W/GRL	977	6560	1730	29527
620640	MULTANI CHOLI M-MADE FIB W/GRL	6376	27753	4363	21712
620690	MULTANI CHILI OTH TEX MATERIAL	1236	16783	375	7827
620711	UNEDERPANT ETC M/BOR COTTON	91	2732	16	70
620719	BALUCHI/PESHAW VEST O-TEX N-K	13	446		1321
620721	NIGHTSHIRT/PYJAMA MEN COT N/K	129	151		292
620722	NIGHTSHIRT/PYJAMA MEN M/MAD NK	24	41	39	109
620729	NIGHTSHIRT/PYJAMA MEN T/MAT NK	9	4622	11	146
620791	BATHROB ETC MEN COTTON N/KNIT	13	499	34	117
620799	BATHROB ETC MEN TEX MAT N/KNIT	1357	13645	31	2557
620811	SLIPS/PETTICOAT W/GRL COT N/NK				3
620819	SLIPS/PETTICOAT W/GRL T/MAT NK	1376	1481		41
620821	NIGHTDRESS/PYJAMA WOMEN COT NK	37	1655	32	1499
620822	NIGHTDRESS/PYJAMA WOMEN M/M NK	332	2963	319	3002
620829	NIGHTDRESS/PYJAMA WOMEN T/M NK	5301	28851	2447	10530
620891	BATHROB ETC W/GRL COTTON N/NK	467	2696	660	2297
620892	BATHROB ETC W/GRL M/MAD FIB NK	269	976		601
620899	BATHROB ETC W/GRL TEX MAT N/NK	5070	17780	100	1866
620920	BABIES GARMENT COTTON N/KNIT	14443	30206	1538	14872
620930	BABIE GAR&CLOTH SYN FIB N/KNIT	590	4392	97	1559
620990	BABIES GARME OF OTH TEXTI MATE	25306	75812	9675	53721
621010	GAR MADE UP FAB H-56.02/56.03	635	19699	452	4523

Contd.

10.11 Imports by Economic Categories (Detail)

(In Thousand Rupees)

Items	February, 2019	From July, 2018	February, 2018	From July, 2017
621020	20	1534		330
621030	118	228		11
621040	1239	326327	472	7262
621050	11	666	657	3966
621111	797	1150	514	1758
621112		682		257
621120				26
621132		2641	1949	4570
621133	4577	17354	298	3598
621139	6528	10829	3708	11099
621142	297	4836	407	939
621143	263	3760	2105	6346
621149	412	3149	4188	15922
621210	84793	545984	87812	451853
621220	3098	16608	1938	9561
621290	7779	53108	6351	70160
621320	1621	4964	3819	8859
621390	8619	47212	6831	41937
621410		99	56	384
621420	41	16338		2113
621430	93292	210463	107	31088
621440		2816		871
621490	65187	426932	40076	262595
621510	122	5242	139	6212
621520	47	1485	134	1503
621590	4887	21643	2226	17311
621600	4635	94467	2064	39995
621710	8819	31947	9107	39403
630110	54	1725		1099
630120	47	181	681	816
630130	136	3994	212	1159
630140	38889	2729043	403466	3683483
630190	2717	34549	10827	52394
630210	13851	139368	13375	120226
630221		15546	9119	17306
630222	23	5903	166	755
630229	73	2917	36	411
630231		1952	38	11680
630239	4748	23784	3734	7740
630240		70		113
630251		1289	37	664
630253		61		46
630259	44	728	80	367
630260	1595	20623	3942	29120
630291	76	575	115	759
630293	59	197	43	470
630299	39	583	24	427
630312	61	2297	51	2667
630319	1475	6629	256	616
630391		2050	16	4592
630392	9948	55956	5157	75512
630399	480	6004	2213	17442
630411		96		
630419	19	1703	346	4956
630420	709	775		
630491	2159	11503	3411	9477
630492	3950	9679	174	2286
630493	209028	211731	155	535
630499	789	1988	232	1757
630510	14295	223191	13410	365266
630520	24	209	60	202
630532	721	33053	2088	17322

Contd.

10.11 Imports by Economic Categories (Detail)

		(In Thousand Rupees)			
Items	February, 2019	From July, 2018	February, 2018	From July, 2017	
630533	SACK/BAGS OF POLYETHYLENE/PROP	2350	24241	4989	21617
630539	OTH SACK/BAGS MAN-MADE TEX MAT	28580	341163	46042	269941
630590	SACKS/BAGS OTH TEX MATERIAL	102	21211	1075	17817
630612	TARPAULINS,OF SYNTHETIC FIBRES	1869	83842	23937	175603
630619	TARPULINS OF OTH TEX MATERIAL		789		5386
630622	TENTS OF SYNTHETIC FIBRES	6647	10162		12396
630629	TENTS OF COTTON	1411	6717	4561	13932
630630	SAILS OF OTH TEXTILE MATERIAL		57		
630640	PNEUMATIC MATTRESSES OTH TEX-M		848		232
630690	OTH CAMPING GOODS OTH TEX NAT	126	369	27	2003
630710	DISH-CLOTH	14165	90117	5766	101596
630720	LIFE-JACKETS AND LIFE-BELTS	4698	67757	3218	40036
630790	SHOPPING BAGS, KNITTED	138122	770585	81638	640279
631090	USED&NEW RAGS,SCRAP ETC TEXMAT	17559	92036	6117	71042
640110	FOOTWEAR INCORPORATPROTE M-TOE		2693	15	3411
640192	OTH FOOTWEAR COVERING ANKLE		185	558	6829
640199	OTH FOOTWEAR NES UPPER NOT FXD	737	5837	383	4942
640212	SKI,SNOWBOARD BOOT SOLE RUB/PL		1687	328	676
640219	OTH SPORTS F-WEAR SOLES RUB/PL	1129	4205	10470	25323
640220	F-WEAR WITH UPPER STRAP ASSEMB	80002	217605	19676	119088
640291	F/WEAR COV ANKLE SOLE/UPPERS	135	10034	33	3469
640299	OTH F/WEAR SOLE/UPPER RUB/PLAS	9224	85365	30117	270158
640312	SPORTS FOOTWEAR SKI/SNOWBOARD		480		10
640319	OTHER; SPORTS FOOTWEAR	57300	263880	48567	195636
640320	FOOTWEAR OUTER SOLE OF LEATHER	14200	94209	7567	47304
640340	OTH FOOTWEAR WITH METLTOE CAP	11643	73325	12933	75526
640351	OTH FOOTWEAR SOLE COV ANKLE	62	1259		8192
640359	OTH FOOTWEAR OUTERSOLE LEATHE	4046	49564	1407	23411
640391	OTH F-WEAR OUTERSOLE COMP LEA	650	12052	10316	11972
640399	OTH F-WEAR O/S RUB, PLAS, LEA	17513	249006	70694	280166
640411	SPORTS FOOTWAR SHOES RUB/PLAS	24543	283949	9452	254927
640419	OTH FOOTWEAR OUTER SOLE RUB/PL	545044	4162347	433675	4449755
640420	FOOTWEAR OUTERSOLE COMP LEATHR	287	3019	2707	12935
640510	FOOTWEAR UPPER/COMP LEATHER	346390	1443368	77607	1592123
640520	FOOTWEARS UPPER TEX MATERIAL	474	19925	1938	14607
650400	STRAW HATS	61	755	434	2589
650500	OTH HATS AND HEADGEAR KNITTED	12429	96002	14676	115454
650610	SAFETY HEADGEAR	97268	700188	31107	336061
650691	OTH HEADGEAR RUBBER/PLASTICS	1897	7741	2612	12059
650699	OTH HEADGEAR OF OTH MATIRIALS	215	11389	611	7687
650700	HEADBAND LINING COVERHAT FOUN	6633	24333	3607	17279
660110	GARDEN OR SIMILAR UMBRELLAS	4743	19838	3021	17260
660191	OTH UMB WITH TELESCOPIC SHAFT	15	1141		867
660199	OTH UMBRELA/SUN UMBRELLAS	17390	139843	16844	135760
660200	WALKING STICKS AND SEAT STICKS	3886	13606	1287	12271
660320	UMBRELLA FRAMES INCL F/MOUNTED			32	32
660390	OTH PATS/FITTING UMBRELLAS	66	110	46	229
670100	SKINS AND OTH PARTS OF BIRDS			770	801
670210	ART FLOWER, FRUIT OF PLASTIC	28419	171659	10565	82380
670290	ARTIFICIAL FLOWER,FOLIAG O/MAT	55617	305609	47376	241015
670300	HUMAN HAIR DRESSED THINNED BLE	10	10	149	149
670411	COMPLETE WIG OF SYN.TEXT MAT.	124	1350	325	1427
670419	OTH BEARD, EYE BROW SYN.TEXT MA	2669	4699	431	1758
670420	WIGS,BEARDS OF HUMAN HAIR	62	1098	7	59
691090	OTH CERAMIC SINKS WASHBASIN PE	1832	6853	3117	18515
691110	DINNER STES OF PORCELAIN/CHINA	144419	1372245	165067	1475417
691190	OTH HOUSEHOLD ARTICLES OF PORN	20670	174869	33961	397369
691200	TABLE/ KITCHENWARE O/TH CHINA	72664	372076	25148	127085
691310	STATUT ORNAMENT PORCELAIN CHI	1129	9493	1173	17728
700992	FRAMED GLASS MIRRORS	10380	94376	14117	104589
701010	AMPOULES	2151	54699	6374	61896
701020	STOPPERS,LIDS AND OTH CLOSURES	14153	141059	13024	96988

Contd.

10.11 Imports by Economic Categories (Detail)

		(In Thousand Rupees)			
Items	February, 2019	From July, 2018	February, 2018	From July, 2017	
701190	OTHER, GLASS ENVELOPES		913	75	157
701310	INDOOR DECOR OF GLASS CERAMICS	7133	83304	16123	142689
701322	STEMWARE DRIN GLA LEAD CRYSTAL				108
701328	OTH STEMWARE DRINKING GLASS	3652	27781	9083	52817
701333	O-DRINKING GLASS LEAD CRYSTAL		44	45	230
701337	OTH DRINKING GLASS O/T GL-CEMI	2475	45128	17045	134856
701341	G-WARE TABLE, KICH LEAD CRYSTAL		122		
701342	G-WARE LINEAR C-EXPENSION-5x10		2265		5633
701349	O-GL-WARE L-C-EX=5x10 T,0-300C	158538	1478409	217119	2240907
701391	OTH GLASS-WARE OF LEAD CRYSTAL		200	27	2600
701590	OTH CLOCK/WATCH/NON-CORRETYE	1035	3348	75	551
701690	OTH PAVING BLOCKS/SLABS/BRICKS	840	25922	257	4197
701710	QUART REACTOR TUBE & HOLDERS	6117	144167	37131	107944
701720	LAB HYG/PHAR GLASSWARE L/C=10K		857	327	3362
701790	OTH LAB GLASSWARE ETC N.S.	7592	85350	8360	76461
701810	GLASS BEADS, S/PERAL/PRE-STON	162501	1089743	90937	630068
701820	GLASS MICROSPHERRES=1MM DIA	19911	94234	4751	67927
701939	OTH WEBS,MATTRESSES,BOARD ETC	47404	505950	87267	659461
701940	WOVEN FABRICS OF ROVINGS		7338	4547	17512
701951	TYRE CORD FABRICS WIDTH>30 CM	756	5393	1502	7132
701952	OTH WOV FAB WID<30CM WT<250G/M		1019		18
701990	INSULATING SLEEVES	36954	564118	47216	407756
711299	OTH WASTE/SCRAP PRECIOUS METAL	1858	20093	2005	13157
711311	ARTICLE OF JEWELLERY OF SILVER		793		7221
711319	JEWELLERY OF GOLD		52150		2886
711320	ART(JEWELRY)BASE MTL-CLD P-MTL		96		39
711411	ART OF SILVER WARES W/N PLATED		4		
711419	ART OF PRE METALS W/N PLAT		12		114
711510	CATALYST INFORM WIRE/GRIL PLAT	178050	193844		125415
711590	OTH ART PREMET/MET CLAD P/MTL	15295	373699	74680	328635
711620	ART PRECIOUS/SEMI-PRE STONES	57	90	3	78
711711	CUFF-LINKS/STUDS-BASE METAL	587	4055	2522	6728
711719	OTH IMITATION JEWELLERY B/METL	81496	553924	75900	679593
711790	OTH IMITATION JEWEL B/METL,N.S	18522	115552	21873	179066
731829	OTH COACH SCREW,BOLTS,NUT I/S	16308	128568	13722	129434
731940	SAFETY PINS & OTHER PINS	5173	42858	5792	33322
732090	SPRING,LEAVES UN-MNF VIDO CASS	38954	345918	47239	323353
732111	COOKING RANGES	48010	274826	36202	292286
732112	COOK APPLI/PLAT WARMER LIQ FUL		1120		75
732119	O-COKING APPLI INCL SOLID FUEL	18166	81737	1605	64888
732181	OTH APPLI FOR GAS & OTH FUELS	308	18180		22263
732182	OTH APPLI FOR LIQUID FUEL				4974
732189	OTH APPL INCL APPLI SOLID FUEL	213	1325	1035	2621
732290	AIR HEATER&HOT AIR DISTRIBUTER	29	60572	28383	216094
732310	IRON/STEEL WOOL,POT SCROEL ETC	29949	196787	19192	188269
732391	OTH BUCKETS OF CAST IRON ENAMA	2152	11023	198	1402
732392	OTH H-HOLD ART CASTIRON ENAMA	1104	4035	93	1394
732393	OTH DOMESTIC UTEM SLS STA-STEL	7773	55650	6427	63563
732394	OTH DOMESTIC UTENSIL IRON/STEL	13009	133739	23447	217466
732399	OTH H-HOLD ARTCL, PART THEREOF	46844	305620	46557	411999
732410	SINKS OF STAINLESS STEEL	16989	131414	12814	81071
732421	BATH TUBS CASTIRON W/N ENAMEL	301	4935	987	9631
732429	OTH BATH,SINK,W-BASIN ENA IRON	24232	162509	20592	133963
741539	OTH THREAD ARTICLES OF COPPER	718	640824	1192	28612
741810	TABLE,KITCH/OTH HOUSEHOLD ARTI		722		270
741820	OTH SANITARY WARE,PARTS COPPER	400	2514	225	2201
741910	CHAIN,PARTS THEREOF OF COPPER	1	1	75	113
741991	CAST,MOULDED,STAM,FORGED,COPPE	5856	14151	36	2380
750720	TUBE OR PIPE FITTING NICKEL		8886		1196
761490	OTH STRAN WIR,ROP,CABL,PL ALUM	1597311	2488221	10305	2649992
761510	TABLE,KITCH,POT POLISHPAD ALUM	26879	122350	14494	122640
761520	SANITARY WARE&PATS OFALUMINIUM	2606	12854	1384	3199

Contd.

10.11 Imports by Economic Categories (Detail)

(In Thousand Rupees)					
I t e m s	February, 2019	From July, 2018	February, 2018	From July, 2017	
761610	NAILS,BOLT,NUT,SCREW ETC ALUMI	355	7396	464	6074
761691	CLOTH,GRIL,FENCING OF ALUM WIR	259	3946	158	7433
790500	ZINC PLAT SHEET, STRIP & FOIL	516	1560		396
800300	TIN BAR, ROD, PROFILE AND WIRE	126	1779	56	516
810194	OTH UN-WROUGHT TUNGSTEN,BAR RD		265		
810295	OTH MOLYBEDNUM BAR,ROD,SINTER	10	1785		
810430	RASPINGS,TUMINGS,ETC MAGNESIUM		3172	10	15
820900	PLATE STICK,TIPS TOOL CERMET	7009	91061	8476	84596
821000	HAND-OPERATE MECHANICAL APPL	6319	71599	11332	61859
821110	SETS OF ASSORTED ARTICLES	63	379	8	908
821191	TABLE KNIVES HAVING FIX BLADE.	1563	5695	345	18205
821192	OTH KNIVES HAVE FIXED BLADES.	10952	62623	6837	35678
821193	KNIVE OTH THAN FIXE BLADES.	337	4592	402	5761
821194	BLADES	668	3609	192	8406
821195	HANDLES OF BASE METAL	65	120	18	193
821210	RAZORS	58588	370177	76864	586652
821220	SAFETY RAZOR BLADES,	37776	234497	40142	333021
821290	OTHER PARTS	3462	20119	2449	35399
821300	SCISSORS,TAILORS,SHEARS BLADE	7272	49747	6782	50526
821410	PAPER KNIVES,LETTER OPENER,ETC	7657	102915	26063	188412
821420	MANICURE OR PEDICURE SETS.	822	18221	1672	15446
821490	OTH ARTICLES OF CUTLERY .	7390	50041	18684	85584
821510	SET OF ASORTED ARTICLE-PRECMTL		737		11
821520	OTH SETS OF ASSORTED ARTICLE.	2140	45707	7354	68666
821591	OTH ARTICLE,NOT INSETS,PLATED		31		46
821599	SPOONS	11432	65111	11459	86604
830110	PADLOCKS	77657	594389	141678	864873
830120	DOOR LOCKS VEH-H-8704.3190,11	57501	203336	4472	46373
830130	LOCKS FOR FURNITURE	60764	356902	89757	589705
830140	OTHER LOCKS	61476	379093	159754	793326
830150	CLASPS AND FRAMES WITH CLASPS.	139	1717	3	14666
830160	PARTS OF LOCKS	100670	641551	28989	144133
830170	KEYS PRESENTED SEPARATELY	2106	13340	1056	14252
830210	HINGES,VEH-H-8704.2299,8703	56598	453150	54969	357937
830220	CASTORS	62240	295932	29992	219778
830230	LATCH ASS-DOORS CARS-H-8703,04	767	3841	1180	15893
830241	OTH MOUNTING,FITING BUILDING	5376	61011	5588	35435
830242	OTH MOUNTING,FITING FURNITURES	129763	768862	95257	692707
830249	OTH FITINGS OF BASE METAL N.S.	103669	496390	48966	388637
830250	HAT-RACKS,HAT-PEGS,BRACKET&FIX	2707	21013	13349	60641
830300	ARMOURED/REINFORCED SAF B-MTL.	5419	32054	5720	51058
830400	FILING CARD-INDEX CABINET/TRAY	293	6343	832	9089
830510	FITTING FOR LOOSE-LEAF BINDERS	170	3181	3168	8368
830520	STAPLES IN STRIPS	25213	234803	12685	140062
830590	OTH, INCLUDING PARTS	14767	115451	12724	116620
830610	BELLS,GONGS ETC.ELECTRIC METAL	1725	15979	1618	14605
830621	STATUETT OTH ORNAMENT BASE MTL		38		1
830629	OTH STATUETT OTH ORNAMENT	11896	82497	6954	56222
830630	PHOTOGRAPH,PICTURE FRAME MIRROR		570	307	2119
830710	FLEXIBLE TUBING OF IRON/STEEL	40464	203279	9998	178643
830790	FLEXIBLE TUBING OF BASE METAL	32266	187607	22489	202037
830810	HOOKS OF BASE METAL	38935	246387	20767	244746
830820	TUBULAR OR BIFURCATED RIVET	1898	20134	3741	218795
830890	CLASPS OF BASE METAL	32092	228428	26830	267105
830910	CROWN CORKS OF BASE METAL		1		3011
830990	ALUM LID CAN OF CARBONAT DRINK	86084	680865	77645	479544
831000	NUMB PLATE ASSEMBLY,AGRI-TRACT	1625	48231	19016	52004
831110	COATED ELECTRODE OF BASE METAL	81963	692066	57663	763744
831120	CORED WIRE OF BASE METAL,	11671	88965	1797	92968
831130	COATED RODS&CORED WIRE,B/METAL	22306	137827	26610	166258
851290	PARTS OF PRODUCT H-85124011,12	17705	162094	13975	193867
852290	OTH T/COM EQ/AC HD 85.19-85.21	187052	1394600	104655	689801

Contd.

10.11 Imports by Economic Categories (Detail)

		(In Thousand Rupees)			
I t e m s	February, 2019	From July, 2018	February, 2018	From July, 2017	
852321	CARDS INCORPORATING MAG STRIPE	98151	715789	13204	171809
852329	MAGNETIC DISCS	1188	6774	1778	7955
852341	COMPACT DISC (CD)UN-RECORDED	6040	47163	45161	98410
852349	OPTICAL MEDIA CONTAIN SOFTWARE	5725727	13461495	931410	6964073
852351	MULTIMEDIA MEMORY/SD CARDS	23691	235853	41611	1347726
852352	SIM CARDS	152445	2238410	120019	2108580
852359	PROXIMITY CARDS AND TAGS	58705	362756	22411	213412
870990	PARTS,H-NO.87.09 OF WORK TRUCK	729	25966	155	10440
871499	OTHER,PARTS AND ACCESSORIES	35452	231165	23892	204323
880390	OTH PARTS OF H-88.01 OR 88.02	622493	5096988	330574	3614690
902000	GAS MASKS	21513	223978	30220	222559
902110	ORTHOPAEDIC/FRACTURE APPLIANCE	7977	69179	9051	63398
902121	ARTIFICIAL TEETH	43	1150	104	1598
902129	OTHER; DENTAL FITTINGS	532	27604	4960	27284
902131	ARTIFICIAL JOINTS	73046	757189	33912	459837
902139	OTH ARTIFICIAL PARTS OF BODY	135937	1485818	180546	1317229
902140	HEARING AIDS,EXCL PART/ACCESSO	36031	262740	25339	120613
902150	PACEMAKER STIMULAT HEART MUSCL	25865	1264286	23256	577047
903300	PARTS& ACCE OF HEARING AIDS	37871	265681	37857	498296
910111	WRIST WATCH,ELE OPE,MECH DISPL		153		3387
910119	O-W-WATCH ELECTRICALLY OPERATED	5209	38231	2160	239863
910129	O-W-WATCH,W/N INCO.STOP WATCH	459	4864	27	3227
910191	OTH. POCKET-WATCH ELE OPERATED		239		43
910199	O-WATCHES INCL STOP WATCHES	435	1406	370	2242
910211	W-WATCH,MACH DISPL O/TH H-9101	13445	103788	6437	74512
910212	W-WATCH,OPTO ELECTRONIC DISPLY		98		87
910219	O-W-WATCH W/N INCOR STOP WATCH	3811	168786	36471	249920
910221	W-WATCH,AUTO-WIND O/T H-9101	4129	60910	4410	13991
910229	O-W-WATCH O/THAN H-9101	17298	310774	35696	303873
910291	OTH, POCKET-WATCH ELE OPERATED		1107		4
910299	O-POCKET/STOP WATCH O/T H-9101	3811	5356	456	6817
910310	CLOCK WATCH MOVE ELECT OPERATD	12	51	73	138
910390	OTH,CLOCKS WATCH MOV EX.91.04	39	1245		6333
910400	INS PANEL CLOCK-AIR&SPACECRAFT		2274		363
910511	ALARAM CLOCK,ELECTRICALLY OPE.	3975	15599	2257	9325
910519	OTHER, ALARAM CLOCK	1670	7309	3954	13840
910521	WALL CLOCK,ELECTRICALLY OPERAT	1819	11067	5522	24188
910529	OTHER WALL CLOCKS	12187	78442	12997	82580
910591	OTH,CLOCK ELECTRICALLY OPERATD	2168	9746	2733	9322
910599	OTHER CLOCKS	81	509		4019
910610	HOUR-METERS/METER AGR-TRACTOR	200	3003		1780
910690	OTH,TIME OR DAY RECORDING APPA	4034	46694	8969	53066
910700	TIME SWITCHES WITH CLOCK/WATCH	15074	191850	12801	93211
910811	WATCH MOVE ELEC.OPE MACH DISPL		135		316
910812	WATCH OPTO-ELECTRONIC DISPLAY	161	352		
910819	OTH,WATCH MOVE ELECT.OPERATED	137	1124		268
910890	OTH,WATCH MOVE COMPLETE ASSEMB	711	1020	77	590
910910	ELE OPER.CLOCK MOVE COMP/ASSEM		17	369	1452
910990	OTH CLOCK MOVEMENT COMP&ASSEMB	2274	5012		1119
911011	COMP MOVE,UNASSEMBLED WATCH		13000		1572
911012	INCOM MOVE,ASSEMBLED OF WATCH	1	1		35
911090	OTH,COMP MOVE WATCH/CLOCK UN-A	501	15986	433	7340
911110	WATCH CASES PRE METAL/CLAD P-M				38
911120	WATCH CASES BASE METAL,W/N G/S				1541
911180	OTHER;WATCH CASES	1623	3705	382	3292
911190	PARTS OF WATCH CASES	4921	22676	581	5910
911220	CLOCK CASE&CASE OF SIMIL GOODS	531	1605		931
911290	PART OF CLOCK CASE/SIMILR CASE	310	1390	79	3167
911310	WATCH STRAPS,BAND PRECI METAL.		87		
911320	WATCH STRAPS,BAND OF BASE METL	1	48		102
911390	OTH,WATCH STRAPS,BANDS PART	22542	71392	968	11863
911410	SPRINGS,INCLUDING HAIR-SPRINGS		118		23

Contd.

10.11 Imports by Economic Categories (Detail)

(In Thousand Rupees)				
Items	February, 2019	From July, 2018	February, 2018	From July, 2017
911430	DIALS		274	501
911440	PLATES AND BRIDGES	59	59	
911490	OTH;CLOCKS OR WATCH PARTS,N.S.	22626	94260	3776
920110	UPRIGHT PIANOS		217	338
920120	GRAND PIANOS		1	42
920190	OTH,HARPSICHORD KEYBOARD STRIN	566	22222	1928
920210	OTH STRING PLAYED WITH A BOW	61	545	15
920290	OTH,STRING MUSICAL INSTRUMENTS	3219	69643	10654
920510	BRASS-WIND INSTRUMENTS			178
920590	OTH,WIND MISICAL INSTRUMENTS,NS	12	3049	168
920600	PERCUSSION MUSICAL INSTRUMENTS	365	1151	404
920710	KEYBOARD INS,O/THN ACCORDIONS		1892	1341
920790	OTH,MUSICAL INSTRUMENTS	39902	44922	611
920810	MUSICAL BOXES	1120	3187	439
920890	OTH;MECHANICAL STRET ORGAN,INS	2321	43254	6043
920930	MUSICAL INSTRUMENT STRINGS		54	93
920991	OTH PARTS & ACCE FOR PIANOS.	251	252	
920992	PARTS&ACCE MUSICAL INS H-92.02		396	236
920994	PARTS&ACCE MUSICAL INS H92.07		51	1
920999	OTH;PARTS&ACCE(CARDS,DISCS)	7	634	1357
930110	ARTILERY WEAPONS(GUNS/MORTAR)		4712	
930190	FULLY AUTOMATIC SHOTGUNS		21430	82991
930200	REVOLVERS PROHIBITED BORE,>.32	2132	11218	1682
930320	SHOTGUNS, S-BARREL PUMP-ACTION		1845	144
930330	O SPOR,HUNT-RIFLES SIN-SHORT		916	512
930390	OTH;FIREARMS,DEVIC OPE FIR EXP	72	12444	1143
930400	OTH,ARMS OF HEADING NO.93.07	3931	38246	8053
930510	FIRING MECHANISMS-REVOL/PISTOL			50
930520	SHOTGUN BARRLES	116	172	54
930599	OTH PART&ACCE.ARTILERY H93.01		46	54
930621	SHORTGUN CARTRIDGES	4392	6834	3028
930629	OTH,PARTS OF SHORTGUNS CARTRIG		2287	2143
930630	CARTRIDGES RIVETING SIMI TOOL.		170783	33524
930690	OTH;AMMUNITION OF WAR & PARTS.	99	174752	157
930700	SWORDS,CUTLASSES,BAYONETS,LANC	13	62	233
940110	SEATS OF A KIND USED,AIRCRAFT.	221	14443	213
940120	SEATS FOR M-VEH H-8703 & 4	1301	14252	1229
940130	SWIVEL SEATS VARIABLE HEIGHT.	39512	317115	36822
940140	SEATS O/THN GARDEN SEATS,CAMP	7188	30304	4838
940152	SEATS OF BAMBOO			15
940153	SEATS OF RATTAN		270	54
940159	OTH SEATS W/N CONVERTIBLE-BED	552	7483	1019
940161	OT,SEATS UPHOLSTERED WOOD FRAM	4214	61847	5641
940169	OTHER SEATS,WITH WOODEN FRAMES	1765	20296	2608
940171	OT-SEATS UPHOLSTERED METALFRAM	52666	182671	22145
940179	OTHER SEATS;WITH METAL FRAMES	43559	330224	36637
940180	OTHER SEATS WITH METSL FRAMES	27755	208264	29242
940190	SEAT PARTS-FOAM CAR/VEH-8703,4	262581	2390358	281834
940310	METAL FURNITURE USED IN OFFICE	3511	83808	2806
940320	OTH,METAL FURNITURE O/THN OFFI	29209	176243	26761
940330	WOODEN FURNITURE-OFFICE USE	15800	216670	32586
940340	WOODEN FURNITURE-KITCHEN UES	19464	148832	15582
940350	WOODEN CABINETS	32406	344168	57352
940360	OTHER WOODEN FURNITURE	25589	314367	25237
940370	FURNITURE OF PLASTICS	7377	71020	27029
940382	FURNITURE OF BAMBOO		102	74
940383	FURNITURE OF RATTAN	15	1812	102
940389	OTHER FURNITURE OF CANE, OSIER	704	26026	1320
940390	PARTS FURNITURE H -NO.94.03.	17609	116500	17547
940410	MATTRESS SUPPORTS	34994	90648	
940421	MATTRESS CELLU RUBBER/PLSTIC	28	17963	789
940429	MATTRESS OF OTHER MATERIALS	578	15886	925

Contd.

10.11 Imports by Economic Categories (Detail)

(In Thousand Rupees)					
Items	February, 2019	From July, 2018	February, 2018	From July, 2017	
940430	SLEEPING BAGS	159	867	106	1199
940490	OTH,ARTI BEDDING&SIMI FURNISH.	11524	60130	11226	69339
940510	CHANDELIERS	282523	2412571	372080	2768294
940520	ELECTRIC TABLES,DESK,BEDSIDE	8240	59590	17185	95284
940530	LIGHTING SETS CHRISTMASTREES	45528	792892	51615	751122
940540	LIGHT SYSTEM FILM SHOOTING	109675	859034	296650	2825067
940550	NONELEC TUBULAR DAYLIGHT DEVIC	721	7955	363	7426
940592	PARTS OF PLASTIC H-94.05,N.E.S	2228	14114	2802	12595
940610	GREEN HOUSES OF WOOD	18806	331374	507	432764
940690	OTHER GREEN HOUSES	315667	3345529	171701	2942364
950300	WHEELED TOYS RIDDEN BY CHILDR	391262	3301948	428966	3650644
950420	ARTI&ACCE, BILLIARDS ALL KIND	10279	42620	4374	44623
950430	OTH GAMES OPERA BY COIN/CARDS	4018	35272	2147	50663
950440	PLAYING CARDS	7248	59751	3410	49865
950450	VIDEO GAMES CONSOLES&MACHINES	39	3423		19812
950490	DICE CUPS	2341	78159	561	36534
950510	ARTI FOR CHRISTMAS FESTIVITES.		11669	5253	40601
950590	OTHER ENTERTAINMENT ARTICLES	78644	452121	84863	539782
950611	SNOW SKIS		4		13
950619	OTH;SNOW SKI EQUIPMENT.	9	2643	2028	3585
950621	SAILBOARDS				151
950629	OTH;WATER SKI,SURF BOARD W-SPO	433	6226	715	26989
950631	GOLF CLUBS COMPLE/OTH GOLF EQU	289	424	240	1186
950632	GOLF BALLS	804	6232	394	6861
950639	OTHER;GOLF EQUIPMENTS	970	3582	1490	4388
950640	ARTI,EQUIP FOR TABLE-TENNIS.	252	6293	47	11512
950651	LAWN-TENNIS RACKETS,W/N STRUNG	144	1209	387	2682
950659	BADMINTON RACKETS	20117	98730	7629	87961
950661	LAWN TENNIS BALLS	5770	87100	14923	117679
950662	FOOTBALLS	7120	73389	10061	53295
950669	CRICKET BALLS	4998	25786	1699	33383
950670	ICE SKATES,ROLLER INCL SKABOOT	3944	10890	257	7574
950691	EQUIP. FOR OTHER PHY EXERCISE	100786	727347	79476	845202
950699	FOOTBALL COVER	10780	139258	11353	183580
950710	FISHING RODS	4	1374	109	979
950720	FISH -HOOKS,W/N SNELLED.	127	1187	91	2282
950730	FISHING REELS	102	1236		666
950790	OTH LINE FISHING TACKLE NETS	1997	11160	85	5077
950810	TRAVELLING CIRCUSES/MENAGERIES	2392	2800		61
950890	SWINGS,SHOOTING GALLERIES ETC.	28295	179832	33511	271969
960110	WORKED IVORY,ARTICLES OF IVORY				2906
960190	WORKED TORTOISE-SHELL ARTICLES		145	104	208
960200	GELATINE CAPSULES	134938	993947	197865	1217029
960310	BROOM,BRUSHE,CONS TWIN,VEG-MAT	2701	8385	36	20567
960321	TOOTH BRUSHE,INCL DENT-PLA BRU	38845	343276	79612	500441
960329	OTH;SHAVING,HAIR,NAIL BRUSHES.	5276	53107	18085	94753
960330	ARTST,WRITING,SIMILAR BRUSHES	7941	40077	5490	25832
960340	PAINT,DISTEPER,VARNISH BRUSHES	2643	16183	3131	22350
960350	OTH BRUSHES CONSTI PART MACHIN	2445	46040	3890	58547
960390	OTH;HAND OPE MECHNICAL F-SWEPR	34822	216252	27940	249741
960400	HAND SIEVES AND HAND RIDDLES.		873	39	657
960500	TRAVEL SETS FOR PERSONALTOILE.	19722	27087	976	8994
960610	PRESS-FASTENERS,SNAP-FASTENER.	43458	330998	70157	292578
960621	BUTTON OF PLASTICS,NOT COVERED	180026	1591169	222321	1018446
960622	BUTON OF BASE METAL,COVER TXT	34860	266832	19570	223364
960629	PRESS STUDS	60119	452811	58575	472019
960630	BUTTON MOULDS,PARTS OF BUTTON.		6	141	24867
960711	SLIDE FASTENER FIT CHAIN SCOP.	52101	338097	41526	235515
960719	OTHER;SLIDE FASTENERS	199994	1157426	124437	1091454
960720	PARTS; SLIDE FASTENERS	8320	63261	14626	83321
960810	BALL POINT PENS	23267	124031	30500	148750
960820	FELT TIPPED,PORUS TIPPED PEN	23002	258793	37900	212915

Contd.

10.11 Imports by Economic Categories (Detail)

(In Thousand Rupees)					
Items	February, 2019	From July, 2018	February, 2018	From July, 2017	
960830	FOUNTAIN PEN,STYLOGRADH PEN	15223	88872	9098	73971
960840	PROPELLING OR SLIDING PENCILS		1356		19
960850	SETS OF ARTICLES FROM TWO FOR-H	1254	11111	1776	17688
960860	REFILLS FOR BALL POINT PEN.	15410	216990	30657	134858
960891	PEN NIBS AND NIB POINTS	49434	433767	37276	250590
960899	PEN CAPS,CLIPS OF STEEL M-LOCL	42001	250105	39980	214504
960910	PENCILS&CRAYON W-LEADS ENCASD.	246901	1048377	213143	1622292
960920	PENCIL LEADS, BLACK	18188	75648	43559	125671
960990	OTH;PENCIL,DRAWING CHARCOALS.	10864	78633	3320	36793
961000	SLATES&BOARDS,WRITNG/DRAWIN	6242	52011	8733	43475
961100	DATE,SEALING OR NUMBERING STAM	703	11633	1268	12584
961210	RIBBONS FOR DOT MATRIX PRINTER	24865	196212	20484	129189
961220	INK-PADS	121	1329	865	2227
961310	POCKET LIGHTERS,GAS FUELLED	2277	20452	18332	72425
961320	POCKET LIGH,GAS FUELL,REFILLAB	13396	121113	10011	27722
961380	LIGHTERS M-CARS OF H-8703	7174	29755	7714	31217
961390	PARTS OF CIGARETTE LIGHTERS	2914	5095	95	828
961400	SMOKING PIPE&CIGAR OR CIG.HOLD	943	12535	1625	8785
961511	COMBS,HAIR-SLIDES,OF HARD RBER	5809	50942	8355	73894
961519	OTH;HAIRPINS,CURLING PINS,LIKE	1877	18584	3034	25472
961590	HAIR PINS	96543	612370	68192	630975
961610	SCENT SPRAY SIMI TOILET SPRAY	11214	107687	14868	107579
961620	POWDER-PUFFS&PADS FOR APPLICA	6266	37648	4995	28073
961700	VACCUM FLASKS	35676	384487	61855	823607
961800	TAILORS,DUMMIERS&OTH LAY FING.	6533	27187	1960	38384
962000	MONOPODS, BIPODS, TRIPODS	895	14302		297
970110	PAINTING,DRAWING,PASTELS.	3292	18430	3048	14284
970190	OTH COLLAGES&SIMI DECORATIVE		9046	7750	44601
970200	ORIGINAL ENGRAVINGS,PRINTS.		19995		5188
970300	ORIGINAL SCULPTURES&STATUARY	211	429	113	10048
970400	POSTAGE&REVENUE STAMPS,ST-POS		213	25	120
970500	COLLECTIONS&COLLECTORS, PIECS.		2237	1273	3696
970600	ANTIQUES OF AN AGE EXE 100 YE.				2
990900	TRANSACTIONS LESS THAN RS.1000	5881	25977	3133	41293
991000	SAMPLES HAVING NO-COMMER VALUE	3376109	18541252	697372	3035379
2.	RAW MATERIAL TOTAL (A + B)	308224335	2609576471	280465369*	2135499826
A.	CONSUMER GOODS TOTAL	252870681	2111141565	235530960*	1730086397
050400	GUTS,BLADERS,STOMACH OF ANIMAL	2202	11074	454	12008
050510	FEATHER,USED FOR STUFFING;DOWN		23	18	18
050590	OTH SKINS AND PARTS OF BIRDS		1845	10950	46989
050610	OSSEIN,BONES TREATED WITH ACID	2125	17622	2094	11142
050690	BONES, POWDER	1580	15852	1189	42057
050790	HORNS		2065		3397
050800	SHELLS		1732		1732
051000	AMBERGRIS,CASTOREUM CIVET,MUSK		190		126
051110	BOVINE SEMEN	37951	256760	13118	117290
051191	FISH EGGS		267	2	1562
051199	SILK WORM EGGS	180	180	35	14714
060110	BULBS		114329	7575	104875
060120	BULB TUBERS,ROOTS,CHICORY PLAN		583		6
060210	UN-ROOTED CUTTING AND SLIPS				609
060220	TREES,SHRUBS,BUSHES,GRAFTED	409	6250	14481	25955
060240	ROSES,GRAFTED OR NOT				37
060290	MUSHROOM SPAWN	52351	105830	15465	140635
060311	ROSES FRESH	555	3264	985	3000

Contd.

10.11 Imports by Economic Categories (Detail)

		(In Thousand Rupees)			
Items	February, 2019	From July, 2018	February, 2018	From July, 2017	
060314	CHRYSANTHEMUMS FRESH	5762	39704	3576	34131
060319	OTH FRESH FLOWER,BUDS FOR BOUQ	3292	11547	691	6392
060390	OTH FLOWER FRESH DRIED DYED BL	1357	10690	3085	25124
060490	O.PARTS OF PLANTS FOR BOUQUETS		309		27
110812	MAIZE (CORN), STARCH	20217	245083	26611	293842
110813	POTATO, STARCH	79448	622446	22187	440431
110814	MANIOC (CASSAVA) STARCH		6279	5894	19337
110819	OTHER STARCHES		23	4	2902
110820	INULIN	1282	2715		9324
110900	WHEAT GLUTEN,WHETHER/NOT DRIED	12461	124572	11449	132659
120110	SOYA BEAN SEED	7277187	82318971	2999473	55707609
120190	SOYA BEAN,W.OR-N-BROKEN/SHELED		70	29	361
120241	OTH GROUND NUTS IN SHELL	1526	7326	14220	514580
120242	GROUND-NUTS SHELLED BROKEN/N-B	102542	595288	110641	1293041
120300	COPRA	96210	900141	81729	994240
120400	LINSEED,WHETHER OR NOT BROKEN		14960		33715
120510	LOW ERUCIC ACID RAPE/COLZASEED	4314039	29488993	8542746	38316623
120590	OTHER RAPE/COLZA SEED		47111		29422
120600	SUNFLOWER SEED,WHETH/NOT BROKE	21103	238052	8452	2005980
120721	SEEDS FOR CROP (COTTON SEEDS)				806
120750	MUSTARD SEEDS		113545		69430
120770	MELON SEEDS	929	18778	1899	16459
120791	POPPY SEEDS				1169
120799	OTH,OIL SEED/OLEAGINOUS FRUITS		11		3359
120810	FLOUR AND MEALS OF SOYA BEANS		1918	757	4811
120890	FLOURS AND MEALS OF CASTER	540	617	258	260
120910	SUGAR BEET SEED USE FOR SOWING		108512		79920
120921	LUCERNE (ALFALFA) SEED	21057	395619	4656	226455
120922	CLOVER (TRIFOLIUM) SEED		2387760	10415	2291059
120925	REY GRASS SEED		5629		3227
120929	OTHER SEEDS OF FORAGE PLANTS	423380	740185	109421	248862
120930	SEED OF HERBACEOUS PLANTS		79		1790
120991	ONION SEEDS	397422	4409484	485202	2813935
120999	OTH SEEDS OF FRUIT FOR SOWING	16104	551840	122175	1740639
121190	OTH PLANTS AND PARTS OF PLANTS	152309	781593	66158	598180
121221	SEAWEDS/ALGAE FIT FOR HUMAN		737	129	2936
130190	CANNABIS RESIN/CANABIS BALSAMS	98459	523901	61159	354708
130212	SAP AND EXTRACTS OF LIQUORICE		1273		3412
130219	OTH SAPS & EXTRACT OTH VEG SAP	72042	340592	69507	259357
130220	PECTIC SUBSTANCES,PECTINATES	12205	121141	18172	176768
130231	AGAR-AGAR		66918	16695	52582
130232	GUWAR GUM	25744	305133	32735	251694
130239	OTHER MUCILAGES AND THICKENERS	46306	344641	41991	242947
140110	BAMBOOS	20663	126315	4741	94097
140120	RATTANS	3876	65714	8875	48206
140190	OTH VEG MATERIAL USED PLAITING		146		
140420	COTTON LINTERS				7
140490	TENDU LEAVES(BIDI LEAVES)	305281	2605893	295064	2560825
150190	POULTRY FAT OTH THAN H-02.09	6737	38748	6420	24902
150210	TALLOW (OTHER THAN OF H-15.03)	145919	1160218	146398	1667471
150300	LARD STEARIN,LARD OIL NOT PAK		10		
150410	FISH-LIVER OILS THEIR FRACTION		2825		2708
150420	FATS OILS THEIR FRACT OF FISH		3750	361	2217
150430	FATS & OILS & THEIR FRACTIONS				322
150500	LANOLIN	3972	44209	5164	46697
150600	OTH ANIMAL FATS AND OILS/FRACT				1054
150710	SOYABEAN OIL & ITS FRACT CRUDE	1129206	7378465	170755	11198258
150790	OTH SOYABEAN OIL & IT FRACTION	28	136593	17924	166756
150890	OTH GROUND NUT OIL & ITS FRACT		2036	394	2092
150910	OLIVE OIL & ITS FRACT (VIRGIN)	46237	256368	43765	180101
150990	OTH OLIVE OIL & ITS FRACTIONS	158347	893519	131093	588027
151000	OTH OIL/FR,INCL BLENDS OF OIL		5185		79

Contd.

10.11 Imports by Economic Categories (Detail)

		(In Thousand Rupees)			
Items	February, 2019	From July, 2018	February, 2018	From July, 2017	
151110	PALM OIL & ITS FRACTIONS CRUDE	2276528	12874674	538674	5155045
151190	PALM STREARIN	16353757	149312359	14613434	138758158
151211	SUNFLOWER-SEED/SAFLOWER OILCRU		1576		
151219	OTH SUNFLOWER SEE&SAFLOWER OIL	1911	33109	3833	63490
151229	OTH COTTON SEED OIL & IT FRACT		169		51
151311	COCONUT OIL,ITS FRACTION CRUDE		58589	10344	35433
151319	OTH COCONUT OIL,ITS FRACTIONS	49889	555568	40480	575817
151329	OTH PALM KERNEL/BABASSU OIL	129859	1248207	189198	1185931
151419	OTH COLZA/MUSTER OIL,FRA/CRUDE	30	120		1845
151511	LINSEED OIL & ITS FRACT CRUDE		5536		
151519	OTH LINSEED OIL & ITS FRACTION	210	5642		738
151529	OTH MAIZE OIL & ITS FRACTIONS	4880	128043	18618	205363
151530	CASTOR OIL AND ITS FRACTIONS	13983	133514	18791	180285
151550	SESAME OIL & ITS FRACTIONS	159	2511	260	5115
151590	OTH FIXED VEGETABLE OILS/FRACT	2970	35630	931	9091
151610	ANIMAL FATS /OILS&ITS FRACTION				102
151620	VEGETABLE FAT & ITS FRACTIONS	179215	2099534	277022	1758230
151710	MARGARINE,EXCL LIQUID MARGARIN	5276	54759	13794	90234
151790	OTH MARGARIN,EDIB MIX/PREP ETC	217484	1756252	215819	1436958
151800	ANIMAL/VEG FAT/OILOXIDISE ETC	24390	142785	14200	130724
152000	GLYSEROL,CRUDE WATER & LYES	8551	50934	7383	37337
152110	VEG WAX WHETHER OR NOT REFINED		25878		27471
152190	BEEES WAX	3534	47716	791	38848
152200	RESIDUES OF ANMAL/VEGTABLE WAX	35012	214940	2733	45715
160100	SAUSE,PROD MEAT-FOOD PREP OFFL	1223	29456	236	12987
220710	UNDENATURE ETHYL ALCOHOL O/SPR	3303	8569	271	4938
220720	ETHYL ALCOHOL/OTH SPIRITS DEN			122	1124
240120	TOBACO-WHOLY/PARTLY STE/STRIP	153617	1786275	47699	732113
240130	TOBACCO REFUSE		879		8865
251010	AAT,C/PHOS,ALUM/C/PHOS&PH/CUG	872080	4093414	394857	3105261
251020	AAT,C/PHOS,ALUM/C/PHOS&PH/CGD				1
270810	PITCH	7356	20111		29024
270820	PITCH COKE		2388		1385
270900	PETROLEUM OILS FROM BITUMINOUS	45450481	397355843	41664721	268919767
271019	KEROSENE	16116160	182829722	20782634	258207719
271020	PETROLEUM OILS(OTH THAN CRUDE)		1012		
271099	OTH WASTE OILS	162	4904	2410	9600
271111	NATURAL GAS,LIQUIFIED	29790753	286236039	28357407	149258438
271112	PROPANE, LIQUIFIED		25524		11031
271113	BUTANES, LIQUIFIED	185	368		157
271119	L.P.G. LIQUEFIED	4094471	24282905	2045004	22307249
271121	NATURAL GAS,IN GASEOUS STATE		448		194
271290	SLACK WAX	36502	245949	16017	159826
271311	PETROLEUM COKE;NOT CALCINED		516418	565006	1200000
271312	PETROLEUM COKE; CALCINED	15731	53477	7521	34078
271320	PETROLEUM BITUMEN	1213489	9311954	727634	4244364
271490	OTH BITUMEN & ASPHALT NATURAL.		18080	952	24810
290110	SATUR BUTANE,PENTANE & HEXANE	3072	36637	12625	31828
290121	UNSATURATED ETHYLENE.	1018681	7080311	531253	6502805
290122	UNSATURATED PROPENE(PROPYLENE)			559	559
290123	UNSATURAT BUTENE/ISOMER THROF				952
290129	UNSATURATED HEPTANES	5241	18708	138	9815
290211	CYCLOHEXANE	3667	30410	2788	16595
290219	CYCLOPENTANE	39900	293762	35194	248228
290220	BENZENE, PURE	18	286		51
290230	TOLUENE, PURE	37970	698123	11147	517849
290241	O-XYLENE		1634653	225416	1452267
290243	P-XYLENE	3005321	32953628	3325341	18560953
290244	MIXED XYLENE ISOMERS	81	21372	7610	19473
290250	STYRENE	393127	5893130	1324233	4807495
290260	ETHYLBENZENE				4311
290290	NEPHTHALENE	8432	80190	12136	71584

Contd.

10.11 Imports by Economic Categories (Detail)

		(In Thousand Rupees)			
Items	February, 2019	From July, 2018	February, 2018	From July, 2017	
290311	SATURATED METHYL CHLOROFORM		7	89	
290312	DICHLOROMETHANE(METHYLEN CHLRD	65586	365055	274242	
290313	CHOLOROFORM(TRICHLOROMETHANE)	15097	205381	176586	
290315	ETHYLENE DICHLORIDE(1,2-DI CH)	324204	2589530	795958	
290319	1,1,1-TRICHLOROETHANE	5392	54263	52274	
290321	UNSATURATED VINYL CHLORIDE			698613	
290322	UNSATURATED TRICHLOROETHYLENE	25918	180827	195488	
290323	UNSATURATE TETRACHLOROETHYLENE	22344	56473	89021	
290329	OTH UNSATUR DERIV ACYCL H'CARB		333	61	
290339	OTH BROMOMETHANE(METHYL BROMI)	136729	841692	718800	
290371	CHLORODIFLUOROMETHANE		452909	325916	
290372	DICHLOROTRIFLUOROETHANS			888	
290373	DICHLOROFLUROETHANES		60385	109367	
290374	CHLORODIFLUOROETHANES		8201	12278	
290377	PENTACHLOROFLURO METHANE/ETHA		7092	10819	
290379	OTH CHLORODIFLUOROMETHANE		10871	401	
290381	1,2,3,4,5,6HEXACHLORO CYCLOHEX	3226	3245	49	
290382	ALDRIN(ISO),CHLORDANE(ISO)/HEP		18		
290383	MIREX (ISO)		5		
290389	OTH HELOGEN DERIV CYCLANIC ETC		561	258	
290391	CHLOROENZENE	3338	19434	9080	
290399	OTH HALOGENATED DERIV H.CARBON	2	29911	17634	
290410	BENZENE SULPHONIC ACID	17424	103980	94107	
290420	NITROBENZENE (MIRBANE OIL)	10169	69219	35488	
290499	OTH DERIVATIVE NITRO/NITROSO	14619	80659	41750	
290511	SATURAT METHANOL(METHYL ALCHL)	671944	5185620	3459429	
290512	SATURATED PROPYL ALCOHOL	178583	1221184	1325424	
290513	SATUR BUTAN-I-01(N-BUTYLALVHL	2054	102796	67804	
290514	OTHER SATURATED BUTANOLS	15575	140931	74394	
290516	SATUR OCTANOL/ISOMERS THEREOF	336947	3033354	2910445	
290517	SATURATED STEARYLE ALCOHOL	6302	48731	70616	
290519	ISO NONYL ALCOHOL (INA)	117	124639	50996	
290522	UNSATUR ACYCLIC TERPENE ALCOHL	10919	67829	37761	
290529	OTH UNSATUR MONOHYDRIC ALCOHOL	2247	11212	4299	
290531	ETHYLENE GLYCOL(ETHANEDIOL)MEG	3152579	24364876	21330890	
290532	PROPYLEN GLYCOL(PROPAN-1,2-DIO	155979	1223236	979940	
290539	OTHER, DIOLS	11578	96953	56322	
290541	2-ETHYL-2(HYDROXYMETHLY-PROPAN	4632	24527	39237	
290542	PENTAERYTHRITOL	68512	539563	341513	
290543	MANNITOL	30770	143650	110316	
290544	D-GLUCITOL (SORBITOL)	29	44542	29536	
290545	GLYCEROL	92784	811318	443866	
290549	OTHER,POLUHYDRIC ALCOHOLS	6840	22560	16390	
290551	ETHCHLORVYNOL (INN)	1860	1860		
290559	OTHER HALOGENATED, SULPHONATED	3271	8125	6595	
290611	MENTHOL	46170	523281	313967	
290612	CYCLOEXANOL,METHYL/DIMETHYL		9	3690	
290613	STEROLS AND INOSITOLS	4013	26155	25589	
290619	OTH TERPINEOLS	9373	108304	117640	
290621	BENZYL ALCOHOL	5369	64043	47788	
290629	CYCLIC ALCOHOLS BAS PESTICIDES	19012	85143	61398	
290711	PHENOL(HYDROXYBENZENE)IT SALT	55249	420249	336385	
290712	CRESOLS AND THEIR SALTS		9140	4697	
290713	OCTYLPHENOL,NONYLPHENOL/ISOMER		3696	2479	
290715	NAPTHOLS & THEIR SALTS	3540	11975	7307	
290719	OTHER MONOPHENOLS	2718	23669	24348	
290721	RESORCINAL AND ITS SALTS		39995	20498	
290722	HYDROQUINONE (QUINOL)ITS SALT	4669	26836	24801	
290723	4,4-ISOPROPYLDENEDIPHENOL/SALT	14824	81086	91749	
290729	OTHER, POLYPHENOLS	42587	155927	89657	
290811	PENTACHLOROPHENOL (ISO)		8		
290819	OTH 4-CHLORO, 3-METHYLEPHENOL	1179	38097	13783	

Contd.

10.11 Imports by Economic Categories (Detail)

		(In Thousand Rupees)			
Items	February, 2019	From July, 2018	February, 2018	From July, 2017	
291511	FORMIC ACID	34504	230134	22398	151639
291512	SODIUM FORMATE,CALCIUM FORMATE	73238	942120	82260	551707
291513	ESTERS OF FORMIC ACID		3735	1198	5570
291521	ACETIC ACID	404033	3384152	377030	2046235
291524	ACETIC ANHYDRIDE				1751
291529	CALCIUM ACETATE	5909	60073	2503	54409
291531	ETHYL ACETATE	8275	47723	2065	79700
291532	VINYL ACETATE	131218	1682003	193987	1001296
291533	N-BUTYL ACETATE		53	1963	5332
291536	DINOSEB (ISO) ACETATE		812		539
291539	BENZYL ACETATE	89428	831014	50886	493496
291540	MONO/DI/TRICHLOROACETIC ACID-S	199	2761	726	10614
291550	PROPIONIC ACID,ITS SALT/ESTERS	575	142052	12864	108561
291560	BUTYRIC ACIDS,	27012	231249	37842	198244
291570	STEARIC ACID (CHEMICALLY PURE)	27770	333114	36714	404940
291590	OTH SAT ACYCLIC MONOCARBOXYLIC	146697	1327636	218431	1196731
291611	UNSATU ACRYLIC ACID/ITS SALTS	10366	155852	19836	147691
291612	UNSATURATE ESTER ACRYLIC ACID	154323	1699483	177000	1163971
291613	UNSATU METHACRYLIC ACID/SALTS	619	19660	1670	8553
291614	UNSATU ESTER,METHARYLIC ACID	56791	768196	58744	716571
291615	UNSATURATED OLEIC ACID	516	14925	3087	20546
291619	OTH MALEIC ACID,AZDN(2-AZOBIS)	33838	162874	21747	120432
291620	CYC-LANIC,LENIC LOTEPHENI ACID	22182	106252	12568	100927
291631	BENZOIC ACID,	31774	214067	32716	164146
291632	BENZOYL PEROXIDE/BENZYL CHLRID	3507	58222	3401	26305
291634	PHENYLACETIC ACID & ITS SALTS		30		37
291639	IBUPROFEN	270424	1387528	146722	891674
291711	OXALIC ACID	15817	154136	14673	90911
291712	ADIPIC ACID,ITS SALTS/ESTERS	214480	1191480	186890	955531
291713	AZELAIC/SEBACIC ACID/SALT/ESTR		29597		19874
291714	MALEIC ANHYDRIDE	47729	255720	34222	189719
291719	OTH ACYCLIC POLYCARBOXYL ACID	19708	88627	10256	80181
291720	CYC-LANIC,LENIC LOTERPENC ACID		27391	2591	29360
291732	DIOCTYL ORTHOPHTHALATES		9468	2788	4804
291733	DINONY/DIDECYL ORTHOPHALATES		6748	4086	4086
291734	DIBUTYL ORTHOPHTHALATES	9068	154431	17125	113660
291735	PTHALIC ANHYDRIDE	84622	618606	68882	398857
291736	PURE TERPHTHALIC ACID(PTA)	1082142	12734558	1385003	7988542
291739	ISO PHTHALIC ACID	61483	345551	7258	494899
291811	LACTIC ACID	1757	120833	20395	129020
291812	TARTARIC ACID	4549	50770	29	53914
291813	SALT & ESTER OF TARTARIC ACID	12	9315	13	9979
291814	CITRIC ACID	242253	1514025	273499	1615939
291815	SODIUM CITRATE	36738	279168	33600	289954
291816	GLUCONIC ACID,SALTS & ESTERS	58051	689652	77209	616664
291819	OTH ESTER,SALTS OF CITRIC ACID	10020	91765	10969	111065
291821	SALICYLIC ACID	2157	26103	8	21597
291822	ASPARIN	14951	135000	10336	96410
291823	OTH ESTER,SALICYLIC ACID/SALTS	239	19525	1341	14333
291829	OTH CARBOXYLIC ACID+PHENOL FUN	17689	149359	9902	120566
291830	CARBOXYLIC ACID+ALDEHYDE/KETON	10506	96690	10674	68590
292990	ISOCYANIDES	37922	141724	13683	159503
293020	2-N,N-DIMETHYL AMINO-1 SODIUM	9418	275484	48720	224351
293030	THIURAM MONO-,DI-,TETRASULPHID	569	5938	4	14682
293040	METHIONINE	486197	3082768	296715	2562894
293090	2 N,N-DIMETHYLANINO1,3DISODIUM	301081	1064630	23622	513492
293110	TETRAMETHYL LEAD&T-ETHYL LEAD	6146	43654	4246	42599
293120	TRIBUTYLTIN COMPOUNDS		676		988
293133	DIETHYL ETHYLPHOSPHONATE		1414		152
293134	SODIUM3(TRIHYDROXYSILL)PROPYL		187		
293138	SALT OF METHYLPHOSPHONIC ACID		47		
293139	O-ALKYL(<C10,INCL.GCYCLOALKYL)	3562	23389		8340

Contd.

10.11 Imports by Economic Categories (Detail)

(In Thousand Rupees)					
Items	February, 2019	From July, 2018	February, 2018	From July, 2017	
293190	INGR.PESTI CON.PHOSPHORUS ATOM	23822	1264987	187746	1572724
293211	TETRAHYDROFURAN	1234	5776	1009	3741
293212	2-FURALDEHYDE (FURFURALDEHYDE)		39844	46462	46483
293213	FURFURYL ALCOH/TETRAHYDRFURFYL		130		
293214	SUCRALOSE	2416	34289	4141	14031
293219	OTH HETEROCYCLIC COMP UNFUSED	41233	248290	8784	74661
293220	4,5,6,7-TETRACHLOROPHTHALIDE	35839	391650	47923	212622
293299	2,3 DIHYDRO,2-2DIMETHYL,7BENZO	204468	1483732	144546	993332
293311	PHENAZONE & ITS DERIVATIVE	455	9419	8446	16964
293319	OTH COMP UNFUSE PYRAZOLE RING	80345	206174	26263	150218
293321	HYDANTOIN AND ITS DERIVATIVES	2174	16549	1244	15579
293329	OTH COMP UNFUSE IMIDAZOLE RING	255671	1377310	171727	1163017
293331	PYRIDINE AND ITS SALTS		8487	1058	1846
293332	PIPERIDINE AND ITS SALTS				404
293333	ALFENTANIAL(INN)(ANILERIDINE)	2395	53602		106799
293339	CHLOROPHENIRAMINE & ISONIAZID	307801	2925345	279257	2115650
293341	LEVORPHANOL(INN) & ITS SALTS				2853
293349	AMODIAQUINE	235341	1577359	176446	1218741
293352	MALONYLUREA/IT DERIV/SALT THOF		54		1067
293353	ALLOBARBITAL(INN)(AMBARBITAL)		9120		1989
293354	OTH DERIVATIVES OF MALONYLUREA				50
293359	O-DIETHYL,O,ISO PHROPYL-6 ETC	364995	3307230	451954	2700515
293361	MALAMINE	172499	968364	92371	583365
293369	PYRIMETHANINE	320007	1650723	260880	859075
293371	6-HEXANELACTAM(EPSILON-CAPROL)		7456	1395	3439
293372	CLOBAZAM(INN),METHPRYLON(INN)		38537		5985
293379	ISATIN (LACTAM OF ISTIC ACID)	17911	433369	20060	171822
293391	ALPRAZOLAM(INN) CAMAZEPAM(INN)	2817	119267		61139
293392	AZINPHOS-METHYL (ISO)		80		
293399	OTH INGREDIENTS FOR PESTICIDES	490513	3119960	325810	2003212
293410	NUCLEIC ACID BASE PESTICIDES	67971	578886	59619	395474
293420	COMP BENZOTHAZOLE RING SYSTEM	9607	287804	20751	122311
293430	COMP PHENOTHIAZINE RING SYSTEM	5987	33904	1451	54146
293491	AMINOREX(INN),BORTIZOLAM(INN)	8076	17459	732	9601
293499	FURAZOLIDONE	712323	6752240	730509	5363471
293979	OTH DERIVATIVES OF VEGETAL	883	13851		8761
293980	VEGE ALKALOIDS BASE PESTICIDES	7505	23348	3641	30465
294190	CEPHALEXIN	1184727	6839657	695539	6213094
310100	ANIMAL/VEG FERTILIZER/PRODUCTS		386083	1175	43998
310210	UREA,WHET OR NOT AQUEOUS SOLUT	49	5066905	165	24191
310221	AMMONIUM SULPHATE	153461	1225053	56841	1259515
310229	MIX AMMONIUM SULPHATE/NITRATE		4408		162675
310230	AMMONIUM NITRAT,WHET/NOT AQUES	81280	293018	19632	217628
310240	MIXT,AMMONIUM NITRAT/CALC CARB				1716
310250	SODIUM NITRATE,CRUDE	25629	135353	8722	84749
310260	MIXT,CALCIUM/AMMONIUM NITRATE		1489		3673
310290	OTH,MIN/CHEM NETROG FERTILZER	97	13558	3261	21070
310311	SUPERPHOSPATES CONT W35%(P2O5)	23333	75227	17948	71760
310319	OTHER SUPERPHOSPHATES	25525	189945	15511	79440
310390	OTH,MIN/CHEM FERTILIZE PHOSPHT		5304	2286	5803
310420	POTASSIUM CHLORIDE	107480	1029448	6748	627581
310430	POTASSIUM SULPHATE	413372	2418909	265319	2527734
310490	OTH,MIN/CHEM FERTILIZE POTASIC	159862	853736	88330	973939
310510	MIN/CHEM FERTILIZER >10KG	4520	11032	274	9291
310520	MIN/CHEM FERTZ ELEM NIT/PHO/PT	15140	221896	42929	135966
310530	DIAMMONIUM HYDROG ORTHO-PHOSPH		69837633	2754703	55421783
310540	AMMONIUM DIHYDROGEN ORTHO-PHOS	12987	2679624	6563	336661
310551	CHEM FERTZ CON NITRAT/PHOS		6491		710
310559	OTH MIN/CHEM FERTZ NITRAT/PHOS	180461	1634791	1184	11836
310560	MIN/CHEM FERTZ ELEM PHOS/POTAS		9119		2897
310590	OTH MINER/CHEMICAL FERTILIZER	10049	183195	17402	119728
320110	QUEBRACHO EXTRACT		52804		63358

Contd.

10.11 Imports by Economic Categories (Detail)

(In Thousand Rupees)					
Items	February, 2019	From July, 2018	February, 2018	From July, 2017	
320120	WATTLE EXTRACT	61393	290641	52262	254723
320190	ACAACIA CATECHU (CUTCH)	49051	334874	26620	320064
320210	SYN ORGANIC TANNING SUBSTANCE	151453	1430549	118707	1301083
320290	TANNING SUBS/PREP CHROMUM SUPH	110426	1092726	64290	738459
320300	COLOUR MATTER,ACAACIA CATECHU	16148	84175	4719	59586
320411	DISPERSE DYES/PREP BASE THEROF	529082	2989305	217671	1814599
320412	ACID DYES PREMETALISE/PREP/DYE	171094	1473655	185712	1238588
320413	BASIC DYES/PREP BASE THEREON	117404	810450	86162	576762
320414	DIRECT DYES/PREP BASE THEREON	57058	373657	41534	266059
320415	VAT DYES IDIGO BLUE	778380	4461331	440740	3062798
320416	REACTIVE DYES PREP BASE THREON	1279333	7638664	736414	5769967
320417	PIGMENT PREP BASE THEREON	381337	2614225	266104	2108027
320419	DYES SULPHUR	227443	1809043	201542	1217740
320420	SYN ORGN PROD USE FLUORESCENT	111929	739475	64805	516883
320490	OTH,SYN ORGN COLOURING MATTER	9788	65308	13279	78172
320500	COLOUR LAKES,PREP AS SPECIFIED	32949	234734	37354	219711
320611	PIGMENT PREP TITANIUM DIOXIDE	809394	6587041	707965	5880809
320619	OTH,PIGMENT/PREP TITANIUM DIOX	28961	180607	19612	101751
320620	CHROME YELLOW	38756	203419	14847	114600
320641	ULTRAMARINE/PEP BASE THEREON	10317	51401	2479	37249
320642	LITHOPONE	561	24806		26092
320649	MASTER BATCHES (COLOURED)	65713	720891	94687	642183
320650	FLOURESCENT POWDER	89	991		357
320710	OPACIFIERS	18174	272098	36595	125454
320720	VITRIFIABLE ENAMEL/GLAZE/ENGOB	18508	85915	40235	95163
320730	LIQUID LUSTER/SIMILAR PREPARAT	1070	3654	395	15676
320740	GLASS FRIT	209980	1783219	162995	927304
320810	VARNISHES BASED ON POLYESTERS	10560	193918	17945	175612
320820	VARNISH B-ACRYLIC/VINYL POLYMR	91823	649968	63410	537390
320890	O-VARNISH BASED ON POLYAMIDES	232378	1475447	161468	1332959
320910	VARNISH VINYL POLYMER DISPERS	37246	168389	12917	82206
320990	LACQUERED BLUE GOLDEN /SILVER	13880	284249	62288	331836
321000	DISTEMPERS	12977	179652	15601	180934
321100	PREPARED DRIERS FOR LEATHER	3654	134679	16688	133450
321210	STAMPING FOILS	49085	289063	38457	320785
321290	ALUMINIUM PASTE AND POWDER	29970	242122	24395	188559
321310	COLOURS IN SETS	13253	62341	7405	46111
321390	OTH COLOUR ARTIST/PAINTERS	304	3029	607	4630
321410	GLAZIER PUTTY(MASTIC B-ON OIL	29808	321708	37790	278436
321490	SILICON SEALANT	72045	654706	48929	469737
321511	ROLLING COATING PRINT INK BLK	48200	503369	74568	484827
340290	OTH ORG SURFAC ACT,WASH/CLEAN	95662	919554	75433	1393036
340311	PREPARA FOR, LEATHER INDUSTRY	27807	324541	39051	281292
340319	GREASES	358247	1783499	74382	1372804
340391	FAT LIQUOURS	179538	1754865	154765	1587594
340399	MOULD RELEASE PREPARATIONS	98037	934340	111038	849557
340420	ART/PREP WAXES,POLYETHEL GLYCL	18624	247511	38984	231751
340600	CANDLES,TAPERS AND THE LIKE	12956	96292	7221	99721
340700	DENTAL WAX/OTH PREP DENTISTRY	22589	184313	18794	118819
350110	CASEIN	1571	82632	4049	27372
350219	OTHER EGG ALBUMIN		4153		34
350220	MILK ALBUMIN,INCL WHEY PROTEIN	30833	143176		22913
350290	OTH ALBUMIN O/T EGG ALBUMIN	84	435		146
350300	GELATIN	992	94929	48610	134806
350400	PEPTONEDERV,PROTEIN SUBSTANCE	4446	51807	5320	80965
350510	DEXTRINS	49459	436843	25581	395694
350520	STARCH GLUES	15226	65705	11448	66915
350610	PROD SUITABLE USE GLUE/ADHESIV	87980	526800	20579	236481
350691	SHOE ADHESIVE	276485	2068105	151105	1398762
350699	SEALANT METHYLE ETHYLE 60TO70%	23508	247385	11958	149501
350710	RENNET AND CONCENTRATE THEREOF	10657	26189	1803	13375
360690	OTH FERRO CERIU/OTH PYROPHORC		8577	41	4053

Contd.

10.11 Imports by Economic Categories (Detail)

(In Thousand Rupees)					
Items	February, 2019	From July, 2018	February, 2018	From July, 2017	
370110	X-RAY FILM,PLATE IN FLAT UNEXP	112643	941275	193979	851154
370120	INSTANT PRINT FILM UNEXPOSED		9714	1199	8037
370130	O.PL&FILM-TEX.PRINTING.EXC.255	94376	834466	141199	618343
370191	O.PL/FILM-COLOUR PHOTOGRAPHY				323
370199	OTH PHOTOGRAP/PLAT/FILM/UNEXPS	14	144	78	149
370210	PHOT-FILM ROLL UNEXPOSE,X-RAY		400		583
370239	OTH PHOT FILM ROLL ST/UNEXPOSE	4647	16527	356	10620
370241	PHOT FILM W>610MM,L>200M,COLOR		2221		837
370243	PHOT FILM W>610MM,L<200M		1497	44	2062
370244	PHOT FILMW>105MM BUT<610MM	19316	213144	11195	198234
370296	PHOT FILM ROLL W<35MM,L<30M		30		
370310	PHOT PAPER/BOARD/TEXT W>610MM				228
370320	PHOT PAPER/BOARD/TEXT UNEX/COL	7636	23817	3118	47018
370390	OTH PHOT PAPER/BOARD TEXT UNEX	8471	68507	8142	55949
370400	PHOT PLAT/FILM PAPER/BOARD EXP		88		379
370500	PHOTO PLATES FILMS EXP/DEV		106		92
370690	OTH CINEMA FILM EXPOSE DEVELOP		5118	336	3742
370710	SENSITISING EMULSIONS	9728	53086	7207	60135
370790	OTH CHEM PREP,PHOTOGRAPHIC USE	36616	270150	30960	228599
380110	ARTIFICIAL GRAPHITE	2128	30095	2691	22178
380120	COLLOIDAL/SEMI COLOIDL GRAPHITE	613	8157	542	8343
380130	CARBONEOUS PASTE ELECTRODE		25640		8841
380190	OTH,PREP GRAPHITE O/T CARBON		15422	2635	21171
380210	ACTIVATED CARBON	29047	234478	8756	146907
380290	OTH ACT CARBON/NAT MINER PROD	7204	99823	11576	129421
380300	TALL OIL WHETHER/NOT REFINED		5729		2195
380400	RESIDUAL LYE FROM WOOD PULP NS	17300	148118	23353	122916
380510	GUM,WOOD,SULPHAT TURPENTIN OIL		1994		853
380590	OTH TERPENIC OIL CONIFER WOOD	50034	129117	21684	87750
380610	GUM ROSIN	137954	616194	68935	546365
380620	SALT OF ROSIN/RESIN ACIDS DERV	20922	59005	11972	75598
380630	ESTERS GUMS	14515	78812	14346	60919
380690	OTH,ROSIN,SPIRIT,OIL,RUN GUMS	7508	56802	4248	44248
380852	DDT<300G REG AGR PESTI ORD71		416	80	80
380859	CLOFENOTANE<300 AG PEST ORD71	2	4	13	33
380862	PROD <7.5KG REG UN AGRI ORD 71		43		
380869	PROD REG UNDER AGR PESTI ORD71		291		134
380891	MOSQUITO COIL, MATE&THE LIKE	1486954	7254550	411176	4254454
380892	FUNGICIDES REG.UNDER A. P.O-71	261728	3007566	255624	1925880
380893	HERBICIDES R.UNDER A.P.O-71	350025	4804852	197870	4752672
380894	DISINFECTANTS	45822	377234	33304	307573
380899	PLANT-GROWTH REGULATORS R.O-71	11863	222770	18593	204365
380910	FINISHING AGENT AMYLACOUS SUBS	17	1563	47	7113
380991	PRINTING GUM STARCH TEX-PRIN	357741	2821364	263155	2417560
380992	OTH FINISHING AGENT DYE CARIER	58346	368735	18944	279491
380993	OTH FINISHING AGENT DYE CARIER	40251	738463	85274	688499
381010	PICKLING PREP METAL SURFACE	67520	359866	33501	261213
381090	PREP. COAT WELD ELECTRODE/CORE	141429	536369	33261	423586
381111	ANTI-KNOCK PREP OF LEAD COMP		27		147
381119	OTHER,ANTI-KNOCK PREPARATIONS	9574	40545	5100	71417
381121	ADD LUBRICATE,PET OIL BIT MINE	465550	5419424	477470	4088946
381129	OTH ADDITIVE LUBRICATING OIL	11309	502304	59772	448788
381190	OTH PREP ADDITIVE FOR LIQU USE	43331	741200	93047	1017063
381210	PREPARED RUBBER ACCELERATORS	7618	189218	17428	194805
381220	COMPOUND PLASTICIZER RUB PL	8513	29582	1842	17632
381231	MIX OF OLIGOMERS TRIMETHYL		7747		15716
381239	OTH OXIDISIN/COMP FOR RUB/PLAS	266917	1381848	110328	999112
381300	PREP/CHARG FIRE-EXTINGUISHERS		71319	10889	53209
381400	ORGAN COMP SOLVENT/THINNER NES	15212	265575	35432	342157
381511	SUPORTED CATALYST WITH NI/COMP	36383	162792	45885	153355
381512	SUPORTED CATALYST WITH PR/METL	67486	150933	105481	1128545
381519	ANTIMONY TRIACETATE	223295	796527	2627	792405

Contd.

10.11 Imports by Economic Categories (Detail)

		(In Thousand Rupees)			
Items	February, 2019	From July, 2018	February, 2018	From July, 2017	
381600	REFRACTORY CEMENT,MORTARS,CONS	290982	1161157	68916	712191
381700	MIXE ALKYL-BENZEN&MIX AL-NAPHT	1093215	8488456	584992	6458706
381800	CHEM ELEMENT/COMP DOP-ELECTRON				346
381900	HYDRAULIC BRAKE FLUIDS	26928	130603	7907	131609
382000	ANTI-FREEZING PREP/DEICE FLUID	17945	239808	18439	197079
382100	PREP CULTURE MEDIA MICRO-ORGAN	13999	144789	16432	108054
382200	DIAGNOSTIC/LAB REAGENTS/PR-DIA	1113584	9429860	1311724	7759869
382311	STEARIC ACID	30744	283837	36097	228298
382312	OLEIC (OLIVE) ACID	3358	33451	3721	30618
382313	TALL OIL FATTY ACIDS		5970	866	7929
382319	PALM FATTY ACID DISTILLATE	285788	2738050	130698	2058644
382370	INDUSTRIAL FATTY ALCOHOLS	7689	262054	26499	250003
382410	PREP BINDER FOUNDRY MOUL CORES	18177	171864	25808	163232
382430	NON-AGGLOMERATED METAL CARBIDE		1131		1233
382440	PREPARED ADDITIVES FOR CEMENT	78087	522839	91910	734662
382450	NON-REFRACTORY MORTAR CONCRETE		25320	3510	59689
382460	SORBITOL O/TH SUB-H-NO.2905.44	93574	650604	66096	456126
382475	MIX CON CARBON TETRACHLORIDE		673		51
382478	CON (PFCs)/(HFCs)BUT NOT(CFCs)	95756	341692	38362	306912
382479	OTH MIX CON HALOGE DER OF METH	2585	86892	16416	57764
382481	MIX CON OXIRANE(ETHYLE OXIDE)				1203
382483	MX CON TRIS(2,3-DIBROMOPROPYL)		12		
382484	CONT ALDRIN,CAMPHECHLOR TOXAPH	273	1571	59	10079
382491	MIX OF 5ETHYL-2METHL-2OXID-BIS	5641	137715	13253	138130
382499	GUM BASE USED FOR CHEWING GUM	1729505	11581333	1264743	9707249
382530	CLINICAL WASTE			514	514
382549	OTH WASTE ORGANIC SOLVANTS		37		
382590	OTH RESIDUAL OF CEHM.INDUSTRY			111	323
382600	BIODIESE&MIXTURE 70%WT-PET-OIL		138		155
390110	POLYETHYLENE SP GRAVITY<0.94	4376903	28723959	2986272	24581956
390120	POLYETHYLENE SP.GRAVITY>0.94	3420708	24021596	2439808	23008307
390130	ETHYLENE-VINYL ACETATE COPLMER	95041	916984	125111	1036093
390140	ETHYLENE-ALPHA-OLEFIN G.<0.94	157163	766288		7026
390190	OTH POLYMER OF ETHYLENE P.FORM	347473	2986910	360881	2811720
390210	POLYPROPYLENE	5859705	43370683	5564447	37056134
390220	POLYISOBUTYLENE	39874	142233	1852	40857
390230	PROPYLENE COPOLYMERS	1553808	11762777	1528977	11268457
390290	OTHER OLEFINS IN PRIMARY FORMS	18409	284224	39334	269346
390311	POLYSTYRENE EXPANSIBLE	2345	195963	34334	140273
390319	GENERAL PURPOSE POLYESTYRENE	30038	351503	15650	250148
390320	STYRENE-ACRYLONITRILE COPOLYMR	52246	413566	17582	219447
390330	ACRYLONITRILE-BUTADINE-STYRENE	470888	3562984	543264	3152817
390390	OTH POLYMERS OF STYRENE	15199	145672	19501	167961
390410	POLYVIM-CHLORIE EMULSION GRADE	691980	5662345	702729	4146142
390421	OTH POLYVINYL CHLORIDE,NON-PLA	4975	47955	5252	72527
390422	OTH POLYVINYL CHLORIDE PLASTIC	32778	287845	40773	259886
390430	VINYL CHLORIDE VINYL ACETATE	2667	58463	5580	47510
390440	OTH VINYL CHLORIDE COPOLYMERS	45045	164034	19713	96686
390450	VINYLDENE CHLORIDE POLYMERS		1039	745	5721
390461	POLYTETRALUOROETHYLENE		1343	68	1252
390469	OTHER, FLUORO-POLYMERS	4026	20655		6868
390490	OTH POLYMERS OF VINYL CHLORIDE	1216	15514	5779	14730
390512	POLYVINYL ACETATE AQUE DISPERS	6435	55206	4681	44653
390519	OTH POLYVINYL ACETATE (PVA)	3571	58660	3	34083
390521	VINYL ACETATE COPOLYMERS AQUEO	41240	374773	49887	359145
390529	OTH VINYL ACETATE COPOLYMERS	10149	93461	19628	137449
390530	POLYVINYL ALCOHOL W/N CON UNHY	282016	1861546	253473	1647608
390591	COPOLYMERS		35011	1929	14441
390599	ETHERS POLYVINYL	45521	360621	50741	283274
390610	POLYMETHYL METHACRYLATE	19126	202296	19471	205390
390690	CYANOACRYLATE ADHESIVE RETAIL	950672	6367262	643137	4419521
390710	POLYACETALS	23830	257341	19262	299458

Contd.

10.11 Imports by Economic Categories (Detail)

(In Thousand Rupees)					
Items	February, 2019	From July, 2018	February, 2018	From July, 2017	
390720	OTHER POLYETHERS	1096065	7734794	806462	6389753
390730	EPOXIDE RESINS	110304	966477	121820	834734
390740	POLYCARBONATES	152519	1407674	170740	1076503
390750	ALKYD RESINS	51991	307395	4566	130004
390761	POLYYARN &FILM GRD V>78ML/G	118838	1480485	90377	942906
390769	OTH YARN AND FILM GRADES	229484	754773	75205	197375
390770	POLY(LACTIC ACID)	4411	63102	6571	27619
390791	OTHER POLYESTERS, UNSATURATED		39946	2389	40472
390799	OTH POLYSTERS IN PRIMARY FORMS	38397	561745	152163	1019349
390810	POLYAMIDE-6,-11,-12,-6,6,-6,10	64248	311222	42959	274321
390890	OTH POLYAMIDE IN PRIMAR FORM	41300	261350	23617	202313
390910	UREA FORMALDEHYDE MOULDING COM	16740	149013	13041	56556
390920	MALAMINE RESINS	7633	142700	25572	242763
390931	POLY(METHYL PHENYL ISOCYANATE)	280976	3013195	545616	3138871
390939	OTHER AMINO-RESINS	53	139768	4723	100022
390940	PHENOLIC RESINS	44104	337223	30738	257252
390950	POLYURETHANES	1279066	8007555	540491	3562451
391000	SILICONES IN PRIMARY FORMS.	503539	4036545	495847	3737264
391110	PETROLEUM RESINS	49988	277969	18906	215835
391190	OTH,POLYSULPHIDE,SULPHONE/PLAS	23563	232803	48814	235752
391211	CELLULOSE ACETATES, NON-PLASTI		111		1186
391212	CELLULOSE ACETATES, PLASTICISED	628	13927		5427
391220	CELLULOSE NITRATES, NON PLASTI	103374	738803	88084	603985
391231	CARBOXYMETHYL CELLULOSE & SALT	178374	1037086	102772	919935
391239	OTHER CELLULOSE ETHERS	178180	1666937	233176	1638343
391290	OTH CELLULOSE & CHEM DERIVATIV	38533	309319	27675	313349
391310	ALGINIC ACID, ITS SALTS & ESTER	259006	1615497	263430	1645991
391390	PROTEIN HARDENED	64056	379387	30006	278186
391400	ION-EXCHANGERS OF CONDENSATION	22022	319456	74768	368856
391510	WASTE, ETC OF ETHLY/POLYM/PLAST	20663	101261	4274	39111
391520	WASTE, ETC OF STYRENE/POLY/PLAS				500
391530	WASTE ETC OF VINYL-CHLORIDE/PL	112315	803390	92514	739772
391590	WASTE, ETC PLASTIC/PARING	161982	894633	58966	719641
391610	MONOFILAMENT D>1MM RD/ST/PROFI	676	27510	10409	33728
391620	MONOFILAMENT D>1MM-PL PO VICHL	22215	168425	10646	131804
391690	OTH MONOFIL D>1MM PLASTIC-TOH	37014	222463	20861	137612
391710	ARTIFI GUTS OF HARDEN PROTEIN	17	11675	451	2790
391721	TUBE, PIPE HOSES, RIGID, OF POLYM	29338	446366	19103	261428
391722	TUBE, PIPE HOSES, POLYMER OF PRO	22916	74232	3243	89146
391723	HEAT SHRINKABLE SLEEVES/TUBES	46664	211154	17281	168811
391729	TUBE, PIPE HOSE, RIGID, OTH PLAST	3692	53406	5930	55353
391731	FLEXIBLE TUBE, PIPE B-PRE27.6MP	9567	115631	18103	118910
391732	OTH, TUBE, PIPE HOSE W/OUT FITNG	1568	134036	829	15730
391733	OTH TUBE, PIPE NOT REINFORCED	2661	33128	924	22960
391739	O-HEAT SHRINKABLE SIEEVES/TUBE	269702	930975	115449	1113446
391890	FLOOR COVERING OF OTH PLASTICS	588	26747	11534	53809
391910	INSULATING TAPE DOUBLE SIDE	222931	1519500	157430	1386015
391990	ORIENTED POLYPROPYLENE P-TAPE	483090	3909282	384768	3110867
392010	OTH PLATES, ETC PLASNON-CELULAR	209881	1673056	126464	1389193
392020	BIAXIAY ORIENT(BOPP)FILM PLAIN	131994	1131382	153819	1006351
392030	OTH PLATE, SHEET, ETC OF PLASTIC	41566	218856	519	277059
392043	OTH PLATE, MAT OF VINYL CHLORID	96651	753902	89066	714608
392049	POLYVINYL CHLORIDE RIGID FILM	138019	1241257	102993	945204
392051	OTH PLATE, ETC ACRYLIC POLYMERS	10828	83651	12680	73288
392059	OTH PLAT, ETC OTH ACRYLPOLYEER	13852	92496	4482	78315
392061	POLY CARBONATE IN PLATE, ETC	3446	26127	4731	24976
392062	OTH PLATE ETC POLY(ETH TEREPH)	56280	393985	116565	459221
392063	POLYS FILM OF UNSAT-POLYSTERS	29612	114070	10442	126013
392069	OTH PLATES ETC OF OTH POLYESTR	19917	71384	10652	70852
392071	OTH PLAT ETC PLAS OF REG CELUL		2383	1757	9160
392073	OTH PLAT ETC PLASTIC NON CELLU		815	338	455
392079	OTH PLAT ETC-PLAS OF CEL DERIV		427	2	1137

Contd.

10.11 Imports by Economic Categories (Detail)

(In Thousand Rupees)					
Items	February, 2019	From July, 2018	February, 2018	From July, 2017	
392091	OTH PLATETC PLAS OF PO BUTRAL	4313	32162	4790	35108
392092	OTH PLAT ETC-PLAS OF POLYAMIDE	2869	30815	1818	19997
392094	OTH PLAT ETC-PLAS OF PHENORES	3195	21662		2836
392099	OTH PLAT ETC-PLAS OF OTH PLAS	148155	742528	92191	695587
392111	PLATES ETC OF PLAS POLY/STYREN		617	11419	50893
392112	PLAT ETC PLASTIC CEL P-VIN-CHL	60813	488428	23651	336201
392113	PLAT ETC PLA CEL OF POLUURETHA	21240	268001	23956	165671
392114	PLAT ETC PLA CEL OF REGERATED	8631	31455	5025	38137
392119	FLAT SHET ETC PLA CEL OTH PLAS	63457	298967	38427	321251
392690	SYNTHETIC FLOTS FOR FISHNG NET	652489	4352459	557210	3904911
400110	NATURAL RUBBER LATEX	204474	2061976	230012	2151287
400121	SMOKED SHEETS	81338	804039	171173	966756
400122	TECH SPECIFIED NATURAL RUBBER	347244	3475416	578743	3414366
400129	OTHER NATURAL RUBBER	19263	213732	17825	162796
400130	BALATA,GUTTA-PARCHA,CHICLE ETC				18
400211	STYRENE-BUTADIENE RUBBER LATEX	216719	1527603	112297	1098301
400219	STYREN BUTADIEN RUBER CARBYLA	617255	3478956	312108	2669562
400220	BUTADIENE RUBBER (BR)	11184	97830	14265	119342
400231	ISOBUTENE-ISOPRENE RUBBER(IIR)	230442	1814334	202600	1600248
400239	OTH,HALO-ISOBUTENE-ISOPRENE RU	111	77246	1140	121790
400241	CHLOROPRENE RUBBER LATEX (CR),		406	573	1878
400249	CHLOROPRENE RUBBER O/THAN LATX	82044	538353	72677	454271
400251	ACRYL BUTADIENE RUBBER LATEX		4083		2516
400259	ACRY BUTAD RUBBER O/THAN LATEX	71008	499261	62704	317184
400270	ETHYL PROPLENE-NON-CONJUGATED	18370	170325	14778	136452
400291	OTH SYNTHETIC RUBBER FACTICE		480		1478
400299	OTH SYN RUBBER FACTICE D/F OIL	13474	126847	17483	148857
400300	RECLAIMED RUBBER PRIMARY FORM	52286	313198	67799	345393
400400	BAGOMATIC BLADDER SCRAPE	68729	483901	83249	617189
400510	PLATES OF UNVULCANISED RUBBER	61159	450077	40242	303095
400520	SOLUTION/DISPERS O/T H-4005.10		1401		1797
400591	PLATE,SHEET STRIP UN-VUL RUBER	716	14509	181	12625
400599	OTHER COMPOUNDED RUBBER	293	144169	21880	116001
400610	CAMEL-BACK STRIP RETR RUB TYR				271
400690	OTH FORM&ARTIC UNVULCAN RUBBER	28	45009	527	35499
400700	SINGLE CORD VALCANISED RUBBER	35847	237716	20850	245009
400811	WEA STRIP DOOR VH-87 CE-RUBER	3287	65170	7196	80418
400819	W-STRIP CAR DOOR-H8703 CEL-RUB	319	15407	2010	18472
400821	W-STRIP DOOR-H8703 NON-CEL-RUB	53023	314937	39494	215985
400829	O-SH.STRIP,H-87032113,DOOR/LUG	1407	68720	4120	49487
400911	HOSES VEH SUB-H 8701,2,4 V-RUB	66222	440325	50582	402637
400912	TUBE,PIPE OF RUBER WITH FITING	1384	17824	1216	13763
400921	HOSES VEH S-H 8701,2,4 M+-RUBB	8083	46426	2695	34353
400922	TUBE,PIPE OF RUB WITH METL.FIT	4997	40764	2153	28286
400931	HOSES VEH S-H 8701,2,4 TEX+RUB	6129	60197	9828	63183
400932	TUBE,PIPE RUB W/TEX.METL.FIT	1291	7042	251	6119
400941	HOSES VEH SH 8701,2,4.RUBB+O/M	7242	78858	9800	92646
401700	HARD RUBER IN ALL FORMS/ARTICL	1781	21880	1962	53191
410120	W.HID&SKIN BOV.WT8-10KG.UN.SPL		3079	48	48
410150	HIDES BUFFALO WT>16 KG	37105	252067	22256	205444
410190	OTH HIDES INCL BUTT,BEND&BELIE		4875	1014	1014
410210	LAMB SKIN WITH WOOL,RAW FR/DR	86354	885897	130243	1152443
410221	LAMB SKI W-OUT WOL PICKLED RAW	167772	984815	181625	821056
410229	OTH RAW SK SHEP/LAM W/OUT WOOL	13	42084	7695	25692
410390	OTH GOAT SKINS, RAW	94905	466878	91509	346688
410411	HIDE/SKIN FULL GRAIN UNSPLIT	3094	18564		7285
410419	OTH HIDE,SKIN WET STATE	20199	182039	6149	25810
410441	HIDE,SKIN FULL GRAIN DRY STATE		3607		
410449	OTHER HIDES DRY STATE(CRUST)		8500		2314
410510	WET BLUE LAMB,SHEEP SKIN	69585	539392	73625	449218
410530	SHEEP/LAMB SKIN NO WOOL CRUST		5477		3
410621	GOAT/KID SKIN WET BLUE	83149	370536	31650	246805

Contd.

10.11 Imports by Economic Categories (Detail)

(In Thousand Rupees)					
Items	February, 2019	From July, 2018	February, 2018	From July, 2017	
410622	GOAT/KID SKIN CRUST		59422	970	6453
410692	OTH SKINS DRY STATE CRUST	21483	33483		
410711	WHOLE HIDE SKIN FULL GRAIN BOV	37	83		144
410712	WHOLE HIDE/SKIN GRAIN SPLIT BV		3854	41	15157
410719	OTH WHOLE HIDE/SKIN BOV ANIMAL	43537	578281	81352	738636
410792	OTH HIDE INCL SIDE GRAIN SPLIT	5666	85949	504	40939
410799	OTH LEATHER FURTHER PREPARED	4091	117124	11529	100062
411200	PREPARED LEATHER SHEEP/LAMB	1789	37947	475	33990
411310	LEATHER PREP.AFTER TANN GOAT	5954	16629	1141	36630
411390	OTH LEA FURTHER PREP.AFTR TANE	2297	17164	1245	29104
411410	CHOMIS LEATHER	178	645		
411420	PATENT LAMINATED METALIS LEATH		2423		3340
411510	COMP. LEATHER WITH BASIS LEATH	2668	20586	910	46007
411520	PARINGS, OTH WASTE OF LEATHER	3	1012		11049
420600	ARTI OF GUT OF BLADER/ TENDONS	5	19		
430130	FURSKINS OF LAMB,WHOLE		5		23
430180	OTH FURSKINS, WHOLE				176
430219	LEA SHEARLING-FINISH LEA W-WOL		25022	814	47776
440111	CONIFEROUS FUEL WOOD,LOG,BILET	8121	8121		38
440121	WOOD IN CHIPS OR PARTICLES CON	109	117		
440122	WOOD IN CHIPS OR PART NON-CON		6964		529
440311	CONFWOOD TRET WIT PAINT,STAIN	66883	470832	2112	111353
440312	NON CONF.WOOD WIT PAINT,STAIN				2294
440321	WOOD OF PINE CROS-SEC> 15CM	7462	87959	19030	102076
440322	WOOD OF PINE OTH CROS-SEC	3306	28906	3079	24145
440324	WOOD OF FIR OTH CROS-SEC	5793	5793		9693
440326	OTH CONIFEROUS WOOD	13731	96403	9818	63117
440349	SAWLOGS & VENEER LOGS NON-CONF	15063	246146	20150	245079
440391	OTH WOOD OAK LOGS NON-CONFIFER		9122		
440394	WOOD OF BEECH OTH CROSSEC		1309	1114	3361
440399	WOOD OF OTHER NON-CONF SPECIES	36821	1525669	219655	2211903
440410	CONIFEROUS HOOPWOOD,POLE,PILE	11809	87577	6568	62947
440420	NON-CONIF HOOPWOOD,POLE,PILE				49
440799	OTH WOOD NON-CONF.SPECIES	287584	2041314	92925	1121599
440810	CONIFEROUS SHEET FOR VENEERING	39647	127415	22582	122563
440839	OTH VENEER SHEET/TROPICAL WOOD	17723	48589	19827	50888
440929	OTHER NON-CONIFEROUS WOOD	5014	7620	948	7515
441011	PARTICLE BOARD OF WOOD	3854	88063	15299	117650
441012	ORIENTED STRAND BOARB UN-WORKED	959	6187	697	3981
441019	OTH P-BOARD OF LIGNEOUS MATERI		2		132
441090	OTH P-BOARD NOT AGGLOM W-RESIN		12247	2234	13846
441112	(MDF)THICKNESS NOT EXCEEDI 5MM	34036	333182	25658	293932
441113	(MDF)THICKNESS 5MM TO 9MM	15244	77394	6715	92544
441114	(MDF)THICKNESS EXCEEDING - 9MM	182785	1243434	140338	1426382
441192	OTH (MDF)DENSITY EXC 0.8 g/cm3		7766	1008	34471
441193	MDF-NOT MECH-WORKED-.5-.8G/cm2	306887	1984155	137217	1472402
441194	OTH (MDF)DENSITY NOT> 0.5g/cm3		7615	1131	7877
441210	P-WOOD,VENEER PANELS OF BAMBOO	3640	7396		23773
441231	OT P-W OUTER PLY TROPICAL-WOOD	1218	7996		10663
441233	OT P-W OUTER PLY NON-CONIFE-WD	14260	72962	15211	94224
441234	N.CONF WOOD WIT ONE OUTER PLY	24325	278986	68212	338680
441239	OTH PW CONSIST OF WD SHEET-6MM	2760	20929	7838	188795
441294	OTH BLOCKBOARD,LAMINATED&BATEN	735	1498	740	2947
441299	OTH PW CONSIST OF WOOD SHEET	2951	20738	5937	77953
441400	WOODEN FRAMES FOR PAINTINGS	775	7461	3462	9401
441510	CASES,BOXES,CRATES,SIM/PACKING	8351	27377	3249	10056
441520	BOX PALLETS& OTHER LOAD BOARD	1319	4379	3126	8376
442191	OTH ARTICLES OF BAMBOO	12	439	219	389
442199	BOBBINS	40573	295370	31233	228607
450110	NATURAL CORK,RAW/SIMPLY PREPAR		4073	221	2029
450190	WASTE CORK,CRUSHED,GRANULATED	2007	6403		3191
450200	NATURAL CORK,BLOCK,PLATE,SHEER	162	266		61

Contd.

10.11 Imports by Economic Categories (Detail)

		(In Thousand Rupees)			
Items	February, 2019	From July, 2018	February, 2018	From July, 2017	
450310	CORKS AND STOPPERS	17	70	6	
450390	OTHER ARTICLE OF NATURAL CORK		7	620	
450410	IMPREGNATED CORK SHEET	2929	32257	1387	
460290	OTH BASKET WORK VEGE MATERIAL	391	4746	942	
470100	MECHANICAL WOOD PULP	39341	703534	60309	
470311	CHEM WOODPULP UNBLECHED CONIFE	27645	717279	57912	
470319	CHEM WOODPULP UNBLE NON CONIFE			42172	
470321	CHEM WOODPULPSEMIBLEACH/BLEACH	790427	7642665	531654	
470329	OTH CHEMWOODPULP BLE/SEMI-BLEH	169569	4776640	496030	
470429	CHE W-PULP,S-BLE/BLE NON-CONIF	65759	445177	2555	
470500	SEMI-CHEMICAL WOOD PULP	171023	1460985	121851	
470620	PULP OF FIBRES DERI FROM W-SCR			18330	
470630	OTH PULP FROM WASTE OF BAMBOO		59		
470691	PULP OTHER CELL MATERIAL MECH		652		
470692	PULP OTHER CELL MATERIAL CHEM	3548	5227		
470710	UN-BLCH KRAFT PAPER IN BUNDLES	2783	168437	82628	
470720	OTH PAPER OF CHEM-PULP-BUNDLES		998	206	
470730	PAPER/BOARD IN PRESSED BUNDLES		10503		
470790	UNSORTED WASTE PRESED BUNDLES	363420	2398463	185039	
480100	NEWSPRINT,IN ROLLS OR SHEETS	572712	4627525	329138	
480210	HAND-MADE PAPER & PAPERBOARD	11	1544	178	
480220	PAPER/P-BOARD PHOTO-SENSITIVE	109	584	4050	
480240	WALL PAPER BASE	15	306	23	
480254	OTH PAPER & PAPERBOARD<40G/SQM	7808	88354	5022	
480255	PRINT PAPER,UNCOATED IN ROLL	142893	1539333	463147	
480256	OTH PAPER&PAPERBOARD IN SHEETS	24552	108879	7411	
480257	OTH PAPER WT 40-150 G/M2	19130	429186	17394	
480258	ART PAPER,UNCOATED WT>150G/M2	48480	375503	39192	
480261	OTH PAPER&PAPERBOARD IN ROLLS	6087	12348	1469	
480262	OTH PAPER&PAPER BOARD IN SHEET	511471	3517059	357009	
480269	OTH U-C CARBONISING BASE PAPER	259657	1517191	21580	
480300	TOILET FACIAC TISSUE/TOWEL ETC	43268	343416	28438	
480411	KRAFTINER UN COATED UN-BLEACH	34636	421041	114708	
480419	OTH KRAFTLINER UNCOAT ROL/SHET	50904	847301	13232	
480421	SACK KRAFT PAPER,UNBLEACHED	1286751	7908154	804517	
480429	OTH SACK KRAFT PAP UN-COT RISH	2330	105516	23182	
480431	OTH KRAFT P1BORD WT150G/SQMUNB	18076	223741	38182	
480439	OTH UNC K-P/BORD WT150G/SQMUB	25750	308039	7838	
480442	OTH KRAFT 150-225G BLECH	2346	5969	3737	
480449	OTH KRAFT PAPER IN ROCC/SEETS			489	
480451	OTH KRAFT PAPER 225G ON BLEACH		2812	14137	
480459	OTH KRAFT PAPER IN ROLL 225G	23863	157597	10651	
480511	SEMI-CHEMICAL FLOUTING PAPER	45720	381851	7989	
480519	OTHER FLUTING PAPER	5781	10364	20	
480524	TESTLINER BD WT150G/M2 OR LESS	9264	44735	19790	
480525	TESTLINER BOARD WT>150 G/M2	12724	193853	8683	
480530	WRAPPING PAPER,UNCOAT	16873	147813	17064	
480540	FILTER PAPER/PAPERBOARD,UNCOAT	2695	29819	4566	
480550	FELT PAPER/PAPERBOARD,UNCOATED			256	
480591	P/BOARD W150g DI-ELE St.5KV/MM	76750	549330	57967	
480592	P/BOARD W225g DI-ELE St.5KV/MM	12322	104717	23828	
480593	P/B W225g OR> DI-ELE St.5KV/MM	27013	259625	22522	
480610	VEGETABLE PARCHMENT PAPER	1190	10338	7709	
480620	GREASEPROOF PAPERS	9368	29918	861	
480630	TRACING PAPERS	10554	25142		
480640	PAPER, GLASSINE	25326	132743	6067	
480700	COMPOSITE P/BOARD STICKING FLA	13084	18460		
480810	CORRUGATED P&P/BOARD PERFORTE	34	209	77	
480840	SACK KRAFT PAPER CREPED/EMBOSD	1431	6279	1274	
480890	OTH PAPER,CREPED/EMBOSSD/PERF	1496	15807	4617	
480920	SELF COPY PAPER	43294	705445	45984	
480990	OTH COPYING / TRANSFER PAPERS	16160	145589	9598	

Contd.

10.11 Imports by Economic Categories (Detail)

(In Thousand Rupees)					
Items	February, 2019	From July, 2018	February, 2018	From July, 2017	
481013	ART PAPER COATED IN ROLLS	341226	3094424	186135	1692616
481014	P&P/B IN SHEET 1-SIDE<435/297M		2416	1306	8852
481019	OTHER WRITING PAPER	32918	440310	30554	483546
481022	LIGHT WEIGHT COATED PAPER	7343	10461		2062
481029	OTH LIGHT WEIGHT COATED PAPER	171463	1639984	263280	2263010
481031	KRAFT PAPER&BOARD WT 150G/M2		546	1621	14627
481032	KRAFT PAPER&P/BOARD WT>150G/M2		151147	41847	80577
481039	OTH KRAFT PAPER&P/BOARD BLEACH	4587	8881	2389	13113
481092	OTH PAPER&P/BOARD MULTI-PLY	1022916	8379685	1028802	7834227
481099	OTH PAPER&P/BOARD COATED	46853	358335	73741	344127
481110	P&P/BOARD,TARRED,BITUMINISED	258	871	6	87
481141	GUMMED ADHESIVE PAPER & BOARD	362172	1982505	251462	1471390
481149	OTH GUMMED/ADHESIVE P&P/BOARD	17523	203321	2576	71176
481151	PAPER&PAPER BOARD PLASTIC COAT	995	2370	85	67352
481159	THERMAL FAX PAPER	365386	3529466	276377	3137374
481160	WAX PAPER	81038	610338	20289	498651
481190	OTH P&P/B CELLULOSE WADDING	226371	1391784	158749	1293698
481320	CIGRETTE PAPER IN ROLL WTH SCM	186724	820296	70427	539160
481390	OTH CIGARET PAPER,BOOKLET/TUBE	168284	744971	76457	451662
481420	WALL PAPER COVERD WITH GRANITE	68624	367011	29093	323910
491199	OTHER, PRINTED MATTER	24531	414401	136265	324203
500100	SILK-WORM COCOONS FOR REELING		74		2693
500200	RAW SILK (NOT THROWN)	47227	260094	25891	211558
500400	SILK YARN,NOT RETAIL SALE	63056	269396	54367	286243
500500	YARN SPUN FROM SILK,WASTE NRS	41158	265413	29279	318072
500790	OTHER SILK FABRICS	21744	413648	340278	1111340
510111	SHON WOOL GREASY	4718	22409	5499	33206
510119	OTHER GREASY FLEECE WSHED WOOL	10080	71577	4862	86617
510121	SHORN WOOL, DEGREASED	135	135		3568
510129	OTHER DEGREASED WOOL NOT CORBO	217	36707	6028	15156
510130	CARBONISED WOOL	17792	51677	14794	87721
510219	OTH FINE ANIMAL HAIR KASHMIR			169	333
510220	COARSE ANIMAL HAIR		686		
510330	WASTE OF COARSE ANIMAL HAIR	11723	11723		
510510	CARDED WOOL		1594		4519
510529	OTHER WOOLTOPS&COMBED WOOL	32	42935		52223
510531	FINE ANIMAL HAIR,CARDED/COMBED				847
510539	OTH F-ANIMAL HAIR,CARD/COMBED				2
510610	YARN OF CARDED WOOL 85% WT WOL	48904	313934	13811	259776
510620	YARN OF CARDED WOOL<85% W WOL		72221	1159	49443
510710	YARN OF COMBED WOOL-WOOL=>85%	3250	15148		6646
510720	YARN OF COMBED WOOL-WEIGHT<85%		6311		735
511300	WOV. FAB. COARSE ANIMAL HAIR.				418
520100	LENTH NOT EXCEEDING 20.5MM	19727249	37696810	22442076	42701670
520210	YARN WASTE(INCL.THREAD WASTE)	17346	115030	11258	90913
520291	GARNETTED STOCK	22901	108039	4530	91256
520299	OTHER COTTON WASTE	5312	64053	15513	139095
520300	COTTON, CARDED OR COMBED.	45	386	130	255
520411	COTTON SEWING THREAD 85%/MORE		4701	1805	7540
520419	OTH COTTON SEWING THREAD 85%>	1004	14869	252	9779
520420	COTTON THREAD FOR SEWING		296	274	395
520511	SIN.COT.YAR.U.COM.FIB.D-714.29	15100	303226	26783	85353
520512	S-COT.YARN UCF.D-232.56-714.29	160089	1585930	169899	1353131
520513	S-COT.YARN UCF.D-192.31-232.56	214265	2085535	290233	2128246
520514	S-C. YARN UCF D-125.00-193.31.	60422	547708	35222	225164
520515	S/C YARN UCF.D< 125.00-193.31.		7720		
520521	S/C YARN COM.FIB D-714.29/MORE		5489		
520522	S/C YARN LF.DX.232.56-714.29	17734	49154	44011	252622
520523	S/C.YARN LF.DX.192.31-232.56	35	176530	122461	400102
520524	S/C YARN COM.FIB.125-192.31-DX	443311	3567847	526324	3758808
520526	S/C YARN LF. DX. 106.30-125.	39145	73203	7314	127746
520527	S/C YARN COM.FIB.106-36-125-DX	262075	1482391	328664	2204505

Contd.

10.11 Imports by Economic Categories (Detail)

		(In Thousand Rupees)			
Items	February, 2019	From July, 2018	February, 2018	From July, 2017	
520528	S/C YARN COMBED FIB.< 83.33-DX	336985	2003458	414517	1704600
520531	MUL/CAB.C/Y.ULF.>714.29DECITEX		75		11114
520532	MUL/CAB C/Y ULF.232.56-714.29D		10937		10718
520533	MUL/CAB.C/Y ULF.192.31-232.56D		1475		
520542	MUL/CAB.C/Y CF.232.56-714.29DX	13070	38667	2817	60587
520543	MUL/CAB.C/Y CF.129.31-232.56DX		11539		4702
520544	MUL/CAB.C/Y C.FIB-125-192.31DX		4890		61505
520547	MUL/CAB C.Y CF.83.33-106-38 DX		4066		
520548	MUL/CAB.C/Y COM.FIB.< 83.33.DX	18831	34638	7875	20298
520611	S/C YARN UN COM. FIB>714.29 DX	8255	31279		63314
520612	S/C YARN UN.COM. FIB.<71429.DX	8337	143808	1300	18647
520613	S/C.YARN UN.COM.FIB.<832.56DX.		94387		
520614	S/C YARN UN.COM.FIB.<192.31DX		186		
520621	S/C YARN COMBED FIBRE 714-29DX		30026		
520622	S/C YARN COMBED FIB.<714.29DX		42055		66
520623	S/C YARN COMBED FIB.<232.56DX		15238		
520624	S/C YARN COMBED FIB< 192.31DX		270		
520625	S/C YARN COMBED FIB<125 DX		197		
520631	MUL/CAB C/Y UNF >14.29 DX	3908	9468		
520644	MUL/CAB C/Y CF<192.31,125DX		189		
520645	MUL/CAB C/Y COM FIB<125DX				871
520710	C/Y CON>85 % WT OF COT PER-SAL		58		2864
521225	OTH W-FAB COT PRINTED>200G/SQM		616		840
530129	OTH, FLAX,HACKLED NOT SPUN	18196	244255	14056	77037
530130	FLAX TOW AND WASTE INCLY-WASTE				28
530310	JUTE, CUTTING	342933	3417668	418404	3657837
530390	OTH, WASTE OF JUTE&TEXTILE FIB		179		
530500	SISAL&OTH TEX-FIBRES,GENUS,RAW	17975	137085	9075	115004
530610	SINGLE FLAX YARN	4810	33196	728	54560
530620	MULTIPLE OR CABLED YARN		3523		184
530710	SINGLE,YARN OF JUTE OR OTH FIB	14572	189819	54912	156310
530720	MULTIPLE OR CABLED YARN(RAMIE)	164	4087	681	37904
530810	COIR YARN	5487	61592	7491	44005
530820	TRUE HEMP YARN		227		333
531100	WOV FAB OF OTH VEG TEX FIB	382	416		1438
540110	SEWING THREAD SYTHA FILAMENT	33173	296908	43774	234524
540120	SEWING THRE VISCOSE RAYON DYED	158026	1173860	70881	852031
540211	HIGH TENANCITY YARN OF ARAMIDS	104	471	86	420
540219	OTH HIGH TENANCITY NYLON YARN	1660	20295	1245	9253
540220	HIGH TEN YARN OF POLYESTERS	33043	88475	14295	43940
540231	FILAMENTS YARN NYLON POLY 50	159350	974598	67496	771805
540232	FILAMENTS YARN NYLON/OTH POLY	18627	90989	30614	146224
540233	FILAMENTS YARN OF POLYESTERS	3095557	15803115	1905075	13200294
540234	TEXTURED YARN OF POLYPROPYLENE	39127	467231	49463	324114
540239	OTH, SYNTHETIC FILAMENTS YARN	48810	337931	51349	330188
540244	ELASTOMERICYARN(POLYURETHANE)	377338	4268521	401767	3060779
540245	ELASTOMERIC YARN OF NYLON	102470	714032	30375	415706
540246	ELASTOMERIC YAR,POLY-PARTIALLY	11915	67020	1416	48924
540247	ELASTOMERIC YARN OF POLYESTERS	1286172	8556197	942669	5598881
540248	O-ELASTOMERIC OF SPANDEX/LYCRA	3956	17239	11123	66939
540249	OTH,YARN,SINGLE,50 TURNS/MTR	27136	223348	13483	111392
540251	OTH S/Y TWIST>50/M NYLON,POLYA	7268	30213		35660
540252	OTH S/Y TWS>50/M OF POLYESTER	19070	223459	86934	731522
540259	OTH S/Y TWS>50M OF OTH POLYEST	3070	5688		440
540261	OTH Y-MULTIPLE/CAB NYLON/POLYM	2674	15097		8479
540262	OTH Y-MULTI/CAB OF POLYESTER	66438	428619	40825	400577
540269	OTH Y-MULTI/CAB NOT RETAIL SAL	4904	109003	39538	159195
540331	OTH Y/S UN-TWST VISCOSE RAYON	1666361	11191625	1025782	8781136
540332	OTH Y/S VIS RAY >120TURNS/MTRS	464445	4200987	470901	4016717
540333	OTH YARN,SINGLE CELLULOSE ACET		34890		39823
540339	OTH YARN CUPRAMMONIUM RAYON	177696	1841808	204642	1223952
540341	OTHER YARN OF VISCOSE RAYON		73045	131	19344

Contd.

10.11 Imports by Economic Categories (Detail)

(In Thousand Rupees)				
Items	February, 2019	From July, 2018	February, 2018	From July, 2017
540349	OTH ARTI FILAMENT YRN VIS RAYO		481	12
540411	ELASTOMERIC SYN-MONOFILAMENT	4533	43765	5360
540412	OTH MONOFILAMENT OF POLYPROPYL	2573	12621	29651
540419	OTH SYN MONOFILAMENT OF 67-DEX	37559	177056	10760
540490	OTH SYNTH YARN & SYNTH TEX MAT	37432	211845	3548
540500	ARTIFICIAL MONOFILAMENT67D/MORE		289	
540834	OTH WOV FAB ART.FIL YARN PRINT		31237	9821
550110	SYN FIL TOW NYLON/O0POLYAMIDES	4	103	722
550120	SYN FILAMENT TOW OF POLYESTERS		9120	19150
550130	ACRYLIC OR MODACRYLIC	337138	2289800	96431
550190	SYNTHETIC FILAMENT TOW,N.S.	8405	40944	39073
550210	ART-FIL TOW OF CELULOSE ACETAT	246249	4286460	389226
550290	ART FIL TOW OF VISCOSE RAYON		659	1608
550311	SYN STAPL FIB OF NY OF ARAMIDS	26801	1050977	116688
550319	OTH SYN STSPL FIB NOT CARD/COM	30406	176775	23916
550320	SYN FIB NOT CRD/COM<2.22DECX	733513	5751233	717274
550330	SYN STA FIB ACRYLIC N-CRD/COMD	243305	2135959	76754
550340	SYN STAFIB POLYPROPYLENE N-C/C		4239	11101
550390	SYN STAPLE FIB NOT CARDED/COMB	4861	48098	406
550410	ART-STA FIB VIS RAYON N-CRD/CO	3774169	27167399	2763940
550490	OTH ART STAPLE FIB NOT CARDED	816464	5940619	574449
550510	WASTE SYNTHETIC FIBRES		16877	3664
550520	WASTE ARTIFICIAL FIBRES		10	757
550610	SYN STA FIB CRD,COM SPIN NYLON		3564	4472
550620	SYN STA FIB CRD,COM SPN POLYES	39315	287909	31698
550630	ACRYLIC FIBRES CARDED/COMBED	17112	150812	122902
550690	SYNTHETI FIB CARDED/COMBED NS		22	32
550700	ARTIFI STAPLE FIB CARDED/COM		19	40
550810	SEWING THREAD SYN STAPLE FIBRE	683	46372	1516
550820	SEWING THREAD ART STAPLE FIBRE		597	3
550911	S/Y STA FIB 86% WT NYLON	3021	36208	1411
550912	MULTI CAB YRN SYN FIB NYL 85%W	213	3731	17352
550921	S/Y SYN STA FIB 85% WT POLYSTR	287621	1947441	250165
550922	MULTI STA FIB 85% W POLYESTER	281210	1897249	208885
550931	SINGLE YARN85% OR MORE ACRYLIC	11694	46180	
550932	MUL/CAB YARN 85% ACRYLIC FIB	26446	84627	25904
550941	SINGLE YARN 85% WT SYN STA FIB	96	25866	7637
550942	MUL/CAB YARN SYN STA FIB 85%WT	7579	55748	6863
550951	O/YRN POLYES STA FIB MIX ARTIF	167393	902591	246767
550953	OTH YRN OF POLYESTER MIX COTTN	19086	194634	12627
550959	OTH YRN OF POLY STAPLE FIBRE	62626	538086	2919
550961	O/YRN OF ACRYLIC S-FIB MX WOOL		783	124
550962	OTH YARN ACRYLIC MIX COTTON		76	113
550969	YARN ACRYLIC FIB NOT FOR R-SAL		124869	38419
550992	O/YRN SYN STA FIB MIX COT-NRS		16	
550999	OTH YARN SYN FIB NOT FOR R-SAL		3740	386
551011	S/YRN ART STA FIB>85% STAPLE-F	2386	150537	41621
551012	MUL/CAB YARN ART STA FIB>85%W		636	159
551030	O/YRN ART STA FIB MIX COT-NRS		279	10456
551090	O/YRN ATT STA FIB<85%ART ATA-F	187	16666	7674
551110	YARN 85%MORE OF SYN STAP FIBRE		16	
551120	YARN<85% BY WT SYN STAP FIBRE			11526
560290	OTH FELTS,NOT IMPREGNATE,COAT	29008	230329	44891
560311	N-WOVNS, M-MADE FILA>25G/SQM	392650	2499964	309675
560312	N-WOV,M-MAD FIL>25G/SQM>70GSQM	217240	1016495	125114
560313	N-WOVNS,M-MAD FIL>70G/SQM>150G	113633	485719	47065
560314	N-WOV,M-MAD FLAME WT>150G/SQM	29139	247856	34435
560391	OTH NONWOVENS, WT>25 G/SQM	895	17070	2079
560392	OTH N-WOV,WT>25G/SQM>70 G/SQM	18227	90437	10320
560393	OTH,NON WOVEN>70G/SQM>150G/SQM	5990	102888	14752
560394	OTH,N-WOVEN WEIGHING>150G/SQM	504379	3318813	324620
560410	RUBBER THREA AND CORD,TEX COVE	1512	20030	783

Contd.

10.11 Imports by Economic Categories (Detail)

		(In Thousand Rupees)			
I t e m s	February, 2019	From July, 2018	February, 2018	From July, 2017	
560490	OTHER,TEXTILE COVERED MATERIAL	13603	79054	6592	87105
581099	OTH TEXTILE MATERIAL.	4369	6463	3457	44496
581100	QUILTED TEXTILE PRODUCT PIECE.	32730	133255	14337	92871
590110	TEX FAB.GUM COATED/AMYLAC,SUBS	662	16589	3056	11103
590290	OTH,TYRE CORD FAB YARN VIS-RYN	2763	3968	2771	6966
590310	TEX.FAB.IMP,COV/LMTD PICAL.	419683	2524982	308062	2150246
590320	TEX.FAB IMP,COATED,POLYURETHAN	303780	1877531	319207	1873664
590490	OTH FLOOR COVERINGS, LINOLEUM		13		
590500	TEXTILE WALL COVERINGS.		226		574
590610	ADHESIVE TAPE < 20 CM	1386	20989	1443	63351
590691	RUBBERISED TEX FAB,KNIT/CROCH				4297
590699	OTHER,RUBBERISED TEX FAB,N.S	17450	133680	5266	90179
590700	TEXTILE FABRICS O/W IMPG/COATD	111341	782795	19364	165157
630800	SETS OF WOVEN FABRICS AND YARN	52	356		
630900	WORN CLOTHING&OTH WORN ARTICLE	1730180	14993770	1172413	11289623
631010	USED&NEW RAGS,SCRAP,TWINE,ETC	10799	43255	548	5780
640590	CANVAS FOOTWEAR	120312	646579	58514	323979
640610	OTH PARTS OF FOOTWEAR N.S.	91341	327656	5966	77530
640620	SOLES OF RUBBER	77786	290589	27135	133691
640690	PARTS OF FOOTWEAR/OTH MATERIAL	6428	51083	1037	23701
650100	HAT-FORM/BODY,HOODS OF FELT	245	311		
700800	MUL-WALLED INSULATE UNIT GLASS	11490	29418	14316	55095
700910	R-VIEW MIRRO VEH H-8703,4&8711	9945	68737	10149	88404
700991	UNFRAMED GLASS MIRRORS	66413	571976	35146	434713
701399	O-GLASSWARE INDOOR DECORATION	102874	954984	98083	1339796
701890	GLASS EYES	7602	38885	20449	300098
701911	SILVER/ROVINGYARN C/STAND=50MM		2361	175	1802
701912	ROVINGS	978	52193	5534	70384
702000	ARTICLES USED FOR IND PURPOSE	115929	659627	51663	332624
710110	NATURAL PEARLS				1292
710310	UN-WORKED/SIMPLY SAWN PRE-STON	816	5385	798	8046
710399	OTH SEMI/PRE STONES WORKED N.S		102		163
710410	PIEZO-ELECTRIC QUARTZ		18		
710590	OTH DUST/POWDER NAT SYN PRE ST		59		823
710691	SILVER UNROUGHT 50kg & ABOVE		5219	5672	50150
710692	SILVER SEMI-MANUF 50kg & ABOVE	637	11490	2076	17547
711019	OTH PLATINUM OTH SEM MFG FORM		789	150	1030
711049	OTH MET-PLAT GRUD/ALOY S-MED F		35		8
730890	PILLARS ETC FOR STRUCTURS I/S	1944138	12844433	1086016	7360595
730900	RESERVATORS,TANKS,VATS SIMICONT	29630	1739517	13875	257430
731010	TANKS,CASKS,DRUMS,CANS,BOX>50	26615	183241	838	14976
731021	CAN,CLOSED BY SOLD/CIMP CAP<50	2567	68060	7718	60572
731029	OTH TANK,CASK,DRUM,BOX CAP<50	160042	1360162	121458	904116
761090	ALUM STRUCTURE & PARTS N.E.S.	42704	530724	105026	738906
761100	ALUM RESERVOIRS,TANKS VATS ETC	237	28459		100
761210	COLLAPSIBLE TUBULAR CONTA ALUM	5272	28551		2971
761290	ROUND CANS ALUMINIUM DIA>45MM	188056	961259	263997	1400123
890800	VESSELS&F-STRU FOR BREAKING UP	495012	17517594	3070675	34175549
900110	OPTICAL FIB,OPTI FIB BUNDLES	80655	908564	111482	477956
900120	SHEET,PLATE OF POLARISING MATE	45	50		
900130	CONTACT LENSES.	1013	21288	5239	25114
900140	SPECTACLE LENSES OF GLASS.	9783	65277	4599	49260
900150	SPECTACLE LENSES OTH MATERIAL	1761	28689	2627	13669
900190	OTH LENSES, PRISMS, MIRRORS	32977	116930	1235	5933
900211	OBJETIVE LENSE CAMRA/PROJECTOR	4187	19157	2527	16777
900219	OTHER OBJECTIVE LENSES.	4039	23257	1789	21958
900220	FILTERS FOR OBJECTIVE LENSES	82	860	260	2415
900290	OTH,MOUNTED OPTICAL ELEMENTS	763	13009	586	25181
900311	FRAMS,MOUNTINGS OF PLASTICS	50	1940	352	43170
900319	FRAM,MOUNTING OF OTH MATERIAL	43900	248775	28985	176603
900390	PART FOR FRAMES&MOUNT SPECATLE	218	1195	569	1304
900410	SPECTACLES,GOGGLES SUNGLASSES	20769	139245	32160	387540

Contd.

10.11 Imports by Economic Categories (Detail)

(In Thousand Rupees)					
I t e m s	February, 2019	From July, 2018	February, 2018	From July, 2017	
900590	PARTS/ACCESSORIE OF BINOCULARS	173	1346	35	511
900610	CAMERA FOR PREPARE PRINT PLATE	83	158	8	10
900630	CAMERA USED IN UNDERWATE SURVY	5	143		1939
900640	INSTANT PRINT CAMERAS		1770		1059
900651	CAMERA(SLR) FOR FILM WD!>35MM		99		42
900659	OTH CAMERA PHOTOGRAPHIC	167	5722		1825
900661	DISCHARGE LAM FLASHLIGHT APPAR	106	715	357	790
900669	OTH PH-GRAPHIC FLASHLIGHT APPA	586	2099	378	2190
900691	PARTS,ACCE PHOTOGRAPHIC CAMERA	3285	14768	2465	10216
B. CAPITAL GOODS TOTAL		55353654	498434906	44934410*	405413429
250100	TABLE SALT OF ALL SORTS	2629	50686	5749	43549
250200	UNROASTED IRON PYRITES	217	5909		2582
250300	SULPHUR OF ALL KINDS	63125	609992	93410	644753
250410	NATURAL GRAPHITE OF ALL KINDS	6126	81042	10918	74158
250490	OTHER,NATURAL GRAPHITE	218	428	32	2875
250510	SILICA SANDS AND QUARTZ SANDS	199	16787	801	15411
250590	OTHER NATURAL SANDS	1089	17590	1355	13300
250610	QUARTZ (O/T NATURAL SANDS)	2715	7454	498	4335
250620	QUARTZITE ROUGHLY TRIMMED		290		520
250700	KAOLIN & OTH KAOLIN CLAYS	100500	845676	83430	553973
250810	BENTONITE	12435	105893	15688	176301
250830	FIRE-CLAY	876	1150		1554
250840	OTHER CLAYS	11687	76472	5539	72420
250860	MULLITE				20
250870	CHAMOTTE OR DINAS EARTHS				217
250900	CHALK	1506	16242	446	54845
251110	NATURAL BARIUM SULPHATE		224221	28747	150287
251200	SILICEOUS FOSSIL MEALS	1328	18526	2735	13354
251310	PUMIC STONE W/NOT HEAT TREATED	17121	99041	11150	139794
251320	EMERY	2581	34374	6060	32192
251400	SLATE,WHET/NOT ROUGHLY TRIMED		2121		6707
251511	MARBLE/TRAVERTINE,CRUDE ROUGH	113036	1006068	446	12379
251512	MARBLE,TRAVERTINE,MERELY CUT	937	10143	1549	5368
251611	GRANITE,CRUDE/ROUGHLY TRIMMED	11977	100284	5431	94325
251612	GRANITE,MERELY CUT,BY SAWING			1610	71616
251620	SANDSTONE,CRUDE/ROUGHLY TRIMED	2751	6428	3020	6322
251690	OTH MONUMENTAL BUILDING STONE	20	20		5
251710	PEBBLES,GRAVEL/CRUSH STONE ETC		1019		585
251741	GRANULES,CHIP & POWDER,MARBLE	694	6174	1410	8945
251749	OTH GRANULE,CHIPPING & POWDER		3678	676	8357
251810	DOLOMITE, NOT CALCINED		1055		831
251820	DOLOMITE, CALCINED		12042	2709	2709
251830	DOLOMITE RAMMING MAX		18973		9935
251910	NAT.MAG.CARBONATE (MAGNESITE)		2569		
251990	MAGNESIUM OXIDE	9227	160694	14542	104402
252010	GYPSUM	3918	14863		16520
252020	PLASTERS OF CALCINED GYPSUM	2812	35448	1587	25845
252100	LIMESTONE FLUX;LIMESTON CEMENT		456		
252210	QUICKLIME		1024		1657
252220	SLAKED LIME	2104	8022	3846	9538
252230	HYDRAULIC LIME		680		
252310	CEMENT CLINKERS	42585	318916	12419	205479
252321	WHITE PORTLAND CEMENT		14858		
252329	OTHER PORTLAND CEMENT	37300	396314	38653	572419
252330	ALUMINOUS CEMENT(CEMENT FONDU)	1227	12160		9808
252390	OTHER HYDRAULIC CEMENTS	41713	229587	53416	306835
252410	ASBESTOS CROCIDOLIITE				1335
252490	OTHER ASBESTOS	4138	197786	42547	224008

Contd.

10.11 Imports by Economic Categories (Detail)

(In Thousand Rupees)					
Items	February, 2019	From July, 2018	February, 2018	From July, 2017	
252520	MICA POWDER	207	5739	127	3828
252610	TALC NOT CRUSHED NOT POWDERED	699853	3718773	308445	3492589
252620	NA-STEATITE/TALK, CRUSH/POWDER	8443	43424	4584	21118
252800	NATURAL BORATES & CONCENTRATES		35		413
252910	FELDSPAR	2116	12700	1525	11930
252922	FLUORSPAR>97% CALCIUM FLORIDE	91	1086	60	23867
252930	LEUCITE;NEPHELINE,NEPH SYENITE		92		26
253010	VERMICULITE,PERLITE CHLORITES		1415		3241
253020	KIESERIT,EPSOMITE(NAT MAG SULP	12810	13043		
253090	NATURAL MANGANESE DIOXIDE	17631	399576	36232	429363
260111	IRON ORES,CONCEN,NON-AGGLOMERT	6121	15912		1295
260112	IRON ORES CONCEN,AGGLOMERATED		3191		
260120	ROASTED IRON PYRITES				1487
260200	MAGANESE ORES & CONCENTRATES		1139		172190
260300	COPPER ORES AND CONCENTRATES				45
260600	ALUMINIUM ORES/CONCENTRATES				44
260700	LEAD ORES AND CONCENTRATES	1266	11154	812	10390
261000	CHROMIUM ORES AND CONCENTRATES		3507	4137	15433
261400	TITANIUM ORES & CONCENTRATES		13290		10998
261510	ZIRCONIUM ORES AND CONCENTRATE		280		4189
261800	GRANULATED SLAG M/G IRON,STEEL	2157	21029	7304	77138
261900	SLAG,DROSS OTH WASTE,IRN/STL			3795	21353
262011	HARD ZINC SPELT MAINLY OF ZINC		2590		5585
262019	OTH,ASH&RESIDUE C/MAINLY ZINC		4036	302	2459
262029	OTH LEAD GASOLINE SLUDGES/ASH	6935	6935		
262030	ASH&RESIDUES MAINLY OF COPPER				81
262040	ASH&RESIDUE MAINLY OF ALUMNIUM	330	2812	302	2719
262099	OTH ASH&RESIDUE CANTAIN METAL				28
262190	OTH SLAG &ASH,RESIDUES M-WAST		7557		9059
270111	ANTHRACITE NOT AGGLOMERATED	17761	20272	194	2474779
270112	BITUMINOUS COAL,NOT AGGLOMERAT	12214213	109483450	7136598	68561923
270119	OTHER COAL,NOT AGGLOMERATED	3370428	28480692	2860066	14120484
270120	BRIQUETTES SIMILAR SOLID FUEL	587	587		
270210	LIGNITE NOT AGGLOMERATED	725	2817		561
270300	PEAT INCLPEAT LITTER		42382	1471	20142
270400	COKE OF COAL	384591	3575107	583746	2901937
270500	COAL GAS,WATER GAS,SIMILAR GAS				355
270600	COAL TAR				279
270710	BENZOLE (BENZENE)				14314
270720	TOLUOLE (TOLUENE)				3898
270730	XYLOLE (XYLENES)	64276	1471695	147963	1257380
270740	NAPHTHALENE	9144	9144		
270750	OTH STOCK FOR CARBON BLACK	122219	397903	36489	335941
270791	CREOSOTE OILS	2707	4503		7169
270799	CARBON BLACK OIL	10284	644878	189858	787188
271019	KEROSENE	2100473	17876508	1476557	18779017
271129	OTH GAS HYDROCARBON GAS STATE		1585	502	6771
271210	PETROLEUM JELLY	52525	457909	18016	310523
271220	PARAFIN/WAX,CONT WT<0.75%OIL	34758	313498	27690	300533
271390	CARBON BLACK OIL				580
271410	BITUMEN OIL SHALE & TAR SANDS				206
271500	BITUMEN MIXTURES,NATURAL	19727	50909	136	24221
271600	ELECTRICAL ENERGY	326042	3269461		1177881
280110	CHLORINE		3		
280120	IODINE	8830	284630	45404	188224
280130	FLOURINE, BROMINE				14
280200	SULPHUR, SUBLIMED/PRECIPATED	499	2376		1232
280300	CARBON BLACK (RUBBER GRADE)	291000	1844188	171006	1554061
280410	HYDROGEN.	85	1886	249	2379
280421	ARGON	6412	90191	11981	56839
280429	OTHER, RARE GASES.	6644	79266	4357	72653
280430	NITROGEN	244	36426	272	5092

Contd.

10.11 Imports by Economic Categories (Detail)

(In Thousand Rupees)					
I t e m s	February, 2019	From July, 2018	February, 2018	From July, 2017	
280440	OXYGEN	21	2471	37	2392
280461	SILICON CON & 99.99% BY WEIGHT		54		51
280469	OTHER SILICON	1294	51177	12955	52902
280470	PHOSPHORUS	22201	83682	8806	71773
280480	ARSENIC		7484		3686
280490	SELENIUM	7138	84886	6087	63100
280511	SODIUM		1299		776
280512	CALCIUM		10624	993	10932
280519	OTHER ALKALI METALS	6833	33611	4857	33727
280540	MERCURY		7555		2
280610	HYDROGEN CHLORIDE (HCL ACID)	2264	11498		2873
280620	CHLOROSULPHURIC ACID		49		
280700	SULPHURIC ACID; OLEUM	544	791		10765
280800	NITRIC ACID	32014	143626	15694	91012
280910	DIPHOSPHORUS PENTAOXIDE		3953	1574	7757
280920	PHOSPHORIC ACID	2255791	23779878	2616757	16268312
281000	OXIDE OF BORON	24373	154708	21914	181840
281111	HYDROGEN FLUORIDE	1694	14378	1302	3700
281112	HYDROGEN CYANIDE				937
281119	PHOSPHOUR/HYPO PHOSPHORIC ACID	17959	107329	11651	84191
281121	CARBON DIOXIDE		512		622
281122	SILICON DIOXIDE (SILICA)	64763	723729	74691	637038
281129	SULPHUROUS ACID GAS	263	10059	1784	12158
281217	THIONYL CHLORIDE		12		4
281219	ARSENIC TRICHLORIDE	106	387		175
281290	OTH HALIDE/HALIDE OXIDES		18568	11433	46763
281310	CARBON DISULPHIDE	2969	3023		18
281390	OTH SUPHIDE OF NON-METALS		6587		5328
281410	ANHYDROUS AMMONIA	14139	80556		840
281420	AMMONIA IN AQUEOUS SOLUTION	2583	35391	1811	19318
281511	SODIUM HYDROXIDE SOLID	4789	27287	5715	33658
281512	SODIUM HYDROXIDE AQUEOUS SOL		11542	2888	8282
281520	POTASSIUM HYDROXIDE (CAUSTIC)	11989	252787	13905	255767
281530	PEROXIDES OF SODIUM/POTASSIUM		2374	1758	6862
281610	MAGNESIUM HYDROXIDE	7847	44953	6523	28485
281640	STRONTIUM,OXIDE,H-OXIDE,PEROXI		8826	475	3540
281700	ZINC OXIDE;ZINC PEROXIDE	22213	265649	34490	287262
281810	ARTIFICIAL CORUNDUM NOT DEFIN	2536	29822	5546	26689
281820	ALUMINIUM OXIDE O/T ARTIFICIAL	28642	268706	40223	169140
281830	ALUMINIUM HYDROXIDE	42423	476969	43844	370673
281910	CHROMIUM TRIOXIDE	14379	204843	15482	105871
281990	CHROMIUM OXIDE	2199	15411		16012
282010	MANGANESE DIOXIDE,ELECTROLYTE	3960	26861	5734	33095
282090	OTHER, MANGANESE OXIDES		51528		8187
282110	IRON OXIDES	93743	601543	55793	621254
282200	COBALT OXIDE & HYDROXIDE	1909	110378	18193	90853
282300	TITANIUM DIOXIDE	40869	280605	29977	244462
282410	LEAD MONOXIDE(LITHARGE,MASICOT	1310	42907	1522	24487
282490	OTHER, LEAD OXIDES	7709	19542	1475	1780
282510	HYDRAZINE,YDROXYLAMINE SALT	58	35379	6818	78499
282520	LITHIUM OXIDE AND HYDROXIDE	2575	21919		14707
282530	VANADIUM OXIDES AND HYDROXIDES		46		8128
282540	NICKEL OXIDES AND HYDROXIDES				2081
282550	COPPER OXIDES AND HYDROXIDES		2495	7	17
282560	GERMANIUM OXID/ZIRCONIUMDIOXID	43	1303	557	1086
282570	MOLYBIDENIUM OXIDES/DIOXIDES				171
282580	ANTIMONY OXIDES		55186	19399	80851
282590	OTH INORGANIC BASE/METAL OXIDE		12106	635	13542
282612	FLOURIDES OF ALUMINIUM		7		
282619	OTHER, FLOURIDES	5387	40226	3220	25163
282630	SODIUM HEXAFLOROALUMINATE		305	23	17947
282690	OTHER,COMPLEX FLUORINE SALTS	366	19585	1039	2652

Contd.

10.11 Imports by Economic Categories (Detail)

		(In Thousand Rupees)			
Items	February, 2019	From July, 2018	February, 2018	From July, 2017	
282710	AMMONIUM CHLORIDE	8430	68324	6400	76182
282720	CALCIUM CHLORIDE	15620	112365	5603	55999
282731	CHLORIDES OF MAGNESIUM	165	15859	4378	25356
282732	CHLORIDES OF ALUMINIUM	2124	82469	4934	59605
282735	CHLORIDES OF NICKEL	3054	20474	5181	20863
282739	OTH CHLORIDE OXIDES,BROMIDES	41192	268553	17008	127922
282741	CHLORIDE OXIDE/HYDROXIDE COPPER	129	129		149
282749	OTH CHLORIDE OXIDE/HYDROXIDES	779	2640		725
282751	SODIUM POTASSIUM BROMOMIDES		90366	72	5143
282759	OTH BROMIDE/BROMIDE OXIDE	10733	77022	39216	51682
282760	IODIDES AND IODIDE OXIDES	3252	23888	4022	21206
282810	COMERCIAL CALCIUM HYPOCHLORITE		209		57
282890	OTH HYPOCHLORITES/HYPOBROMITES	825	37010	4164	50775
282911	CHLORATES OF SODIUM		524		7257
282919	POTASSIUM CHLORATES	85667	406194	36975	286079
282990	OTH BROMATES/PERBROMATE/IODATE	5155	43430	22157	33993
283010	DITHIONITES OF SODIUM	37756	989064	125734	733339
283090	OTH SULPHIDES NOT CHEM-DEFINED	136	544	1366	2405
283110	DITHIONITES OF SODIUM	133692	1084137	94049	757939
283190	FORMALDEHYDE SULPHOXYLATES	134026	656030	35373	620925
283210	OTH SODIUM HYDROGEN SULPHITE	20818	262945	36940	280136
283220	AMMONIUM SULHITE	4166	11615		11564
283230	THIOSULPHATES	45	4005	73	10565
283311	DISODIUM SULPHATE	135138	1238745	180611	1120853
283319	OTHER SODIUM SULPHATES		7921	2710	29223
283321	MAGNESIUM SULPHATE(EPSON SLATE	9755	37210	3301	20638
283322	SULPHATES OF ALUMINIUM	17487	87659	7762	74458
283324	SULPHATES OF NICKLE	2749	53490	6920	78951
283325	SULPHATES OF COPPER	28733	135817	36	77686
283327	SULPHATES OF BARIUM	5738	56293	10341	64028
283329	SULPHATES OF FERROUS	149932	1313022	130872	1001113
283330	ALUMS	16	853	642	2748
283340	PEROXOSULPHATES(PERSULPHATES)	18326	39478	7	28923
283410	SODIUM NITRATE	11502	68610	14721	64308
283421	NITRATES OF POTASSIUM	14797	65554	5412	69270
283429	OTHER NITRITES	15322	86400	15225	62041
283510	PHOSPHINATES & PHOSPHONATES	1954	10140		2747
283522	PHOSPHATES OF MONO SODIUM	14798	220012	36752	189356
283524	PHOSPHATES OF POTASSIUM	4743	53742	7395	68541
283525	CALCIUM HYDROGEN-ORTHOPHOSPHAT	39888	605929	42378	702057
283526	OTH CALCIUM PHOSPHATE (PURE)	82492	530448	30795	471573
283529	PHOSPHATES OF ALUMINIUM	1013	38013	2058	34160
283531	SODIUM TRIPHOSPHATE	120519	825458	93174	538967
283539	OTHER, POLYPHOSPHATES	58960	399175	26891	297461
283620	DISODIUM CARBONATE NATURAL	89816	745153	143361	645503
283630	SODIUM HYDROGEN CARBONATE	17468	126743	20166	162390
283640	POTASSIUM CARBONATE	6686	70894	6648	101978
283650	CALCIUM CARBONATE	35525	244399	26807	161788
283660	BARIUM CARBONATE	60097	232321	15149	154578
283691	LITHIUM CARBONATE	222	8975		12914
283692	STRONTIUM CARBONATE				145
283699	MAGNESIUM CARBONATE	167680	614615	57498	693854
283711	CYANIDES OF SODIUM	6754	83001	8403	46569
283719	OTH CYANIDE/OXIDES	2355	8393	119	6089
283720	COMPLEX CYANIDES	68	2888	19	829
283911	SODIUM METASILICATES	13173	141681	6069	49935
283919	SODIUM SILICATE	3225	28275	9430	20932
283990	OTHER, METAL SILICATE	3949	102314	12661	42247
284011	SODIUM TETRABORATE ANHYDROUS		11		55
284019	OTH DISODIUM TETRABORAT(REFINE	22052	178722	15592	150939
284020	OTHER, BORATES	6757	15824	4380	22424
284030	PEROXOBORATES (PERBORATES)		2320	3	1672

Contd.

10.11 Imports by Economic Categories (Detail)

(In Thousand Rupees)					
Items	February, 2019	From July, 2018	February, 2018	From July, 2017	
284130	SODIUM DICHROMATE	10478	223113	21732	231833
284150	SODIUM CHROMATE	47	8787	11	15170
284161	POTASSIUM PERMANGANATE		45603		33234
284169	OTH MAGANITE MAGANATE/PERMAGAN		6199		
284170	MOLYBDATES	7386	38984	128	7702
284180	TUNGSTATES (WOLFRAMATES)		5		6
284190	SODIUM STANNATE	5188	6156		15558
284210	DOUBLE OR COMPLEX SILICATES.	21786	180345	22386	176067
284290	FULMINATES,CYANATES&THIOCYANAT	11790	51492	9974	29209
284321	SILVER NITRATE.	259	2482	29	1805
284329	OTHER,SILVER COMPOUNDS	8856	19543	2637	42522
284330	GOLD COMPOUNDS.		51	11	198
284390	OTHER COMPOUNDS,AMALGAMS	23	6077	3299	6291
284440	RADIOACTIVE EL/ISOTOP COMP ALY	44558	183117	9597	122093
284590	OTH ISOTOPES & THEIR COMPOUNDS		4660	3076	3802
284610	CERIUM COMPOUNDS.	1114	10919	41	4511
284690	OTH RARE EARTH METAL COMPOUNDS		14810	4106	7948
284700	HYDROGEN PEROXIDE SO-WITH UREA	21715	355367	15208	170421
284910	CALCIUM CARBIDES	168953	626177	45881	283814
284920	SILICON CARBIDE	4528	26389	971	21228
284990	OTHER CARBIDE		1754	34662	38838
285000	HYDRIDE,NITRIDE,AZIDE,BRMD ETC	269	470077	745	2913
285210	INORG/ORGA COMP CHEM DEFINED	33	276	236	25312
285290	OTH INORG/ORGA COMP-MERCURY		822		232
285310	CYANOGEN CHLORIDE (CHLORCYAN)		60		24
285390	OTH INORGANIC COPM AMALGAMS	104	18107	4369	11317
290899	OTH SULPHONATED DER OF PHENOLS	20123	92700	5045	72901
290911	DIETHYL ETHER		137	4776	4968
290919	METHYL TERTIARY BUTYLE ETHER	332	4009	1772	12025
290920	CYCLANIC,CYC ETHER HALOGEN DER	60	419		11329
290930	AROMATIC ETHER HALOGEN SULPH'T	49321	163002	11674	106397
290941	2,2-OXYDIETHANOL(DIETHYL GLYCL	170501	1055575	123202	995701
290943	MONOBUTYL ETHER,ETHYLEN GLYCOL	7016	226148	21545	120215
290944	OTH INGREDIENTS FOR PESTICIDES	20158	335158	24821	236502
290949	NITROSATED BASE PESTICIDES	57264	389585	32163	350007
290950	ETHER-PHENOLS,ETHERALCH PHENOL	4496	38630	1481	29826
290960	ALCH PEROXID,ETH PEROXID,KETON	29199	292315	28854	213942
291010	OXIRANE (ETHYLENE OXIDE)	43	18945		14293
291020	METHYLOXIRANE(PROPYLENE OXIDE)		1		
291030	1-CHLORO-2,3-EPOXYPROPANE	1207	70771	16129	64205
291090	OTH,EPOXIDE,EPOXYALCH,EPOXYPHL	13	10856		12606
291100	ACETAL HEM/ACETAL,OXYFUNC HEL		2433	163	2816
291211	METHANE WITHOUT OTH OXYGN FUNC		393	14	63
291212	ETHANE WITHOUT OTH OXYGEN FUNC		300	204	797
291219	OTH,ACYCLIC ALDEHYD W/O OTHOXY	26915	159585	3594	82388
291221	BENZALDEHYDE W/O OTH OXY FUNC		263	149	193
291229	OTH CYCLIC ALDEHYD W/O OXY FUN	4822	26062	2325	44663
291241	VANILLIN(4-HYDROXY-3-METHOXYBZ	46377	168929	22206	122463
291242	ETHYLVANILIN(3-ETHOXY-4HYDROXY	1479	33439	884	17586
291249	OTH ALDEHYDE-ETHER/PHENOL/OXYG	398	12024	11	1033
291260	PARAFORMALDEHYDE	7060	51554	9121	55820
291300	HALOGEN,SULPHONAT,NITRAT DERV		80	54	324
291411	ACETONE		85216		107704
291412	BUTANONE(METHYL ETHYL KETONE)	50328	369026	91213	307298
291413	4-METHYLPENTAN-2-ONE	1277	14569	330	10948
291419	OTH,ACYCLIC KETONE W-OUT OXY-F		12516	298	4953
291422	CYCLOHEXANONE,METHYLCYCLOHEXON	136320	272000	2	196922
291423	IONONES AND METHYLIONONES	17452	29789	1346	9016
291429	ISOPHORONE	1508	47450	1338	22478
291439	OTH,AROMATIC KETONE W/O OXYGEN	12326	31841	197	6785
291440	KETONE-ALCOHOL KETONE-ALDEHYDE	10965	64607	6791	59562
291450	KETONE-PHENOL/KETONE W/O OXYGN		21381		21256

Contd.

10.11 Imports by Economic Categories (Detail)

		(In Thousand Rupees)			
Items	February, 2019	From July, 2018	February, 2018	From July, 2017	
291462	COENZYME Q10 UBIDECARENONE	820	19393	3480	
291469	OTHER QUINONES	26959	127555	39996	
291479	OTH HALGNAT,SULPH,NITRAT DERIV	1050	5718	2616	
291899	OTH INGREDIENTS FOR PESTICIDES	37625	774932	524218	
291910	TRIS(2,3-DIBROMOPROPYL)PHOSPHA		122	927	
291990	OTH INGREDIENTS FOR PESTICIDES	4459	60681	67614	
292019	OTH THIOPHOSPHORICESTERS, DERI		85	161	
292029	OTH PHOSPHITE ESTERS		3470		
292030	ENDOSULFAN (ISO)		16		
292090	SULPHONIC ESTERS/DERIVATIVES	194968	828714	358331	
292111	METHYLAMINE,DI/TRI & ITS SALT		55058	73532	
292112	DIMETHYLAMINO ETHYLCHLORID HCL			1099	
292113	DIETHYLAMINO)ETHYLCHLORID HCL		51		
292114	DISOPROPYLAMINO ETHYLCHLORID			5	
292119	PARAXYLIDINE SULFAMIC ACID	4708	42271	62801	
292121	ETHYLENEDIAMINE AND ITS SALTS	32368	145163	86257	
292122	HEXAMETHYLENEDIAMINE/ITS SALTS		11614	5584	
292129	ACETO ACETIC ORTHO ANISIDINE	13846	59145	55955	
292130	CY-CLANIC,LENIC LOTERPENI/SALT	6872	112980	74015	
292141	ANILINE		327163	191987	
292142	ANILINE DERIVATIVES/ITS SALT	419346	3764155	1772183	
292143	OTH TOLUIDINE/DERIVATIV/SALT	7014	120588	25851	
292144	DIPHENYLAMINE/ITS DERIV/SALT		204	2525	
292145	SODIUM NAPHTHIONATE	10575	50617	36519	
292149	OTH,AROMATIC MONOAMIN DER/SALT	126874	483652	313579	
292151	DIAMINOTOLUENE BASE PESTICIDES	447278	3073904	1222663	
292159	OTH AROMATIC POLYAMIN DER/SALT	11988	180584	76857	
292211	MONOETHANOLAMINE AND ITS SALTS	2739	35838	40589	
292212	DIETHANOLAMINE AND ITS SALTS	5807	85553	30974	
292214	DEXTROPPOXYPHENE&ITS SALTS		5754		
292215	TRIETHANOLAMINE	28150	80401	92693	
292217	METHYL & ETHYL DIETHANOLAMINE	2467	47091	40452	
292219	N,N-DIMETHYL-2-AMINOETHANOL/SA	237727	1158569	1179647	
292221	AMINOHYDROXYNEPHLENE ACID/SALT	22991	318840	204817	
292229	OTH AMINO NAPHTHOL/PHENOL ETHER	212930	1863143	977285	
292239	OTH AMINO ALDEHYDES	1595	212618	128575	
292241	LYSINE/ITS ESTER SALT THEREOF	163175	1477473	1428289	
292242	MONOSODIUM GLUTAMATE	1182	4499	2081535	
292243	ANTHRANILIC ACID AND ITS SALTS		1064	360	
292249	OTHER ALANINE	367579	3071095	2622762	
292250	AMINO-ALCOH-PHENOLS,AMINO ACID	108075	847085	980300	
292310	CHOLINE AND ITS SALTS	7175	23497	46831	
292320	LECITHIN/OTH PHOSPHOAMINOLIPID	20906	244884	162130	
292330	TETRAETHYLAMO PERFLOROCT SULPH		21		
292390	BETAIN	85422	486242	510192	
292419	ACETAMIDE	87789	917032	703252	
292421	UREINES/DERIV/SALT THEREOF	8712	19832	14216	
292429	PARACETAMOLE	218662	1683804	1656794	
292511	SACCHARIN AND ITS SALTS	41076	269114	234586	
292519	OTH IMIDE/DERIV/SALT THROF	225	12804	27909	
292529	DIPHENYL-GUANIDINE	100918	662445	633814	
292610	ACRYLONITRILE	13297	48113	32342	
292620	1-CYANOQUANIDINE(DICYANDIAMIDE	18715	100740	47424	
292690	ALPHACYANO,3-PHANOXYBENZYL ETC	1000798	8508759	6919161	
292700	BENZENE-DIAZONIUM CHLORIDE	29614	309024	252466	
292800	PHENYL-HYDRAZINE	23238	88913	104452	
292910	ISOCYANATES W-NITROGEN FUNCTIO	730132	7543575	7441556	
350790	OTH ENZYMES/REP ENZYMES	305486	1876254	2224464	
360200	PREP EXPLOSIVE O/T POWDER	5029	39818	163732	
381590	OTHER CATALYTIC PREPARATIONS	59976	583306	667189	
401039	OTH TIMING BELT FOR VEH CH-87	29840	247125	200114	
401110	NEW PNEUM TYRES FOR MOTOR CARS	180326	1552031	3181101	

Contd.

10.11 Imports by Economic Categories (Detail)

(In Thousand Rupees)					
Items	February, 2019	From July, 2018	February, 2018	From July, 2017	
401120	NEW PNEUM TYRES LIGHT TRUKS	746775	8452840	1015257	17599123
401130	NEW PNEUM TYRES RUB AIRCRAFTS	41521	259154	45343	188857
401140	NEW PNEUM TYRE RUBB MOTORCYCLE	4153	21335	8062	54351
401150	NEW PNEUM TYRE RUBB BICYCLES	5472	23046	3877	19398
401170	TYRE AGRICULTURE VEH/MACHINE	111814	1252192	252242	1832020
401180	TYRE INDUSTRIAL/CONST VEH/MACH	215756	1501749	17706	181621
401190	OTH TYRE NEW PNEUMATIC RUBBER	47314	369199	137292	1090758
401211	RETREATED TYRES FOR MOTORCARS		27	16	16
401212	RETREATED TYRE FOR BUSES/LORRY				54
401213	RETREATED TYRE FOR AIRCRAFTS		25336		
401219	OTHER RETREATED TYRE OF RUBBER			32	328
401290	OT FLPS FOR TYRES/TUBE H-8701	1850	34683	2687	164137
401310	INNER TUBES OF BUS/LORRY/TRUCK	21986	372837	10894	349829
401320	INNER TUBES FOR BICYCLES	695	9748	216	16299
420340	OTHER CLOTHING ACCESSORIES	341	4807	459	98329
440290	OTH WOOD CHARCOAL NOT AGGLOMER		8314	2781	8879
440500	WOOD WOOL;WOOD FLOUR.	698	12552	615	7985
440611	RAIL SLEEPER CON. WOOD,N-IMP				150
440692	OTH N-CONF RAIL SLEEP WOOD				105
440711	WOOD SAWN/CHIPPED OF PINE	745337	3045430	63691	427938
440712	WOOD SAWN/CHIPED OF FIR&SPRUCE	29665	295087	23665	163243
440719	WOOD SAWN/CHIPED OTH CONIFER	63281	457510	41459	467819
440725	TROPICAL WOOD DARK RED MERANTI	18034	123445	41370	211677
440726	TROPICAL WOOD WHITE LAUAN ECC	18142	211452	24736	188679
440727	SAPELLI	10886	260522	6828	34547
440728	LROKO				1065
440729	OTH TROPICAL WOOD NON-CONF SAW	451730	2855370	399063	3144224
440791	OAK WOOD,SWAN/CHIPPED LEN WISE	3244	25679		17042
440792	BEECH WOOD SWAN/CHIPPED L/WISE	8288	61974	14251	60606
440793	OTH TROPICAL WOOD OF MAPLE	632	971		
440795	OTH TROPICAL WOOD OF ASH	76029	589376	45113	572494
440797	OTH WOOD SAW/CH POPLAR & ASPEN		3181		
440890	WOOD STATE	45569	217666	19024	89051
440910	WOOD CONIFEROUS SPECIES SHAPED		958		96
440921	WOOD NON-CONIFEROUS OF BAMBOO		646		
440922	NON CONIFEROUS TROPICAL WOOD				590
441700	BOOT & SHOE LASTS OF WOOD	4397	35620	2502	22022
441810	WINDOWS FRENCH WINDOWS & FRAME	18346	20167		440
441820	DOORS FRAMES AND THERSHOLDS	53613	200341	39375	217741
441840	SHUTTERING FOR CONCRETE C/WORK		4057	20413	86701
441860	POSTS AND BEAMS OF WOOD		12512		4107
441879	OTH ASSEMBLED FLOORING PANELS	1538	17090	5841	30912
551694	W-FAB ART FIB<85%WT O/FIB PTIN	73790	492846	99767	1149065
560121	OTH ARTICLES OF COTTON WADDING	1414	6627	1516	14227
560122	OTH WADDING OF MAN-MADE FIBRES	22221	82738	552	14899
560129	OTHER, WADDING ARTICLES	3268	49073	3556	14137
560600	GIMPED YARN,AND STRIP AND LIVE	65128	584781	41575	381680
560721	BINDER/BALER TWINE OF SISAL		1666	1124	1640
560729	OTH,TWINE,CORDAGE,ROPE&CABLE	2862	15532	1391	12499
560741	BINDER/BALER TWINE OF POLYTHNE	11645	32665	10466	31118
560749	OTH TWINE,CORDAGE,ROP,CAB POLY	33410	201387	23469	164733
560750	TWINE,CORDAGE,ROPE,OTH SYN FIB	4406	88113	7932	58833
560790	OTH,TWINE,CORDAGE,ROPE & CABLE	5044	39409	11356	75135
560811	FISHING NETS MAN-MADE TEX MAT	36662	330329	38012	270435
560819	OTH, MADE UP NETS OF TEX MAT	48036	260730	24068	200185
560890	OTH,NOTTED NETS/NETTING ROPE	74	18293	5474	35883
591000	TRANSMISON CONYOR BELT TEX MAT	16396	110635	7316	115965
591110	TEX FAB,FELT & FELT-LINED FAB.	16697	196208	11067	136715
591120	BOLTING CLOTH,WHET/NOT MADE UP	7216	86581	6889	44945
591131	TEX FAB & FELTS,< 650G/SQM .	4917	44579	7315	90668
591132	TEX FAB & FELTS,>O650G/SQM .	63272	420190	10338	232071
591140	STRAINING CLOTH USEDOIL PRESS		2338		1708

Contd.

10.11 Imports by Economic Categories (Detail)

(In Thousand Rupees)					
Items	February, 2019	From July, 2018	February, 2018	From July, 2017	
670490	WIGS,BEARD,EYE-BROW OF OTH MAT	10450	51454	2277	5480
680100	ARTICLE OF STONE PLAS CEMET		18		17
680210	TILES CUBES AND SIMILAR ARTICL		117		980
680221	MARBLE,TRAVETINE & AIABASTER	6631	61290	26162	119139
680223	GRANITE	49439	466897	101706	464872
680229	OTHER BUILDING STONE CUT/SAWN		4424		1184
680291	OTH MARBL TRAVERTIN&ALABASTER	17664	163403	10644	139462
680292	OTHER CALCAREOUS STONE	664	836		8216
680293	OTHER GRANITE	6283	61890	10696	204743
680299	OTHER STONE	32	11841		42738
680690	OTH ARTICLE OF HEAT INSULATING	2342	426159	2594	239975
680710	ARTICLE OF ASPHALT IN ROLL	6933	57558	8726	65948
680790	OTH ARTICLE OF ASPHALT MATERL		3466		4097
681099	OTH ARTICLE OF CEMENT	1660	46034	425	130485
681140	ARTICLES CONTAINING ASBESTOS		37801		25724
681181	CORRUGATED SHT NOT CON ASBESTO	14388	79090		37671
681182	O-SHT,PANEL,TILES,NOT CON ASBE	29949	110715	19275	119058
681599	ONYX (MARBLES)	2451	85569	12021	71634
690100	BRICK , TILE OF SILI FOSSIL	60	752	74	583
690210	REF BRICK,TILE>50%MG,CA<=1600C	54484	1599665	142033	739612
690220	CERAMIC>50%SILICA,ALUM<=1600C	72050	718014	29898	301313
690390	REFRACTRY PROD,INCL OVAN,KILN	25626	192420	22712	147385
690410	CERAMIC BUILDING BRICKS		58		2382
690490	OTH C/FLOORING BLOCKS F/TILE	617	42582	439	34179
690510	ROOFING TILES	65	210	59	11396
690590	OTH CHIMNEY-POTS,COWLS,ETC.	15	561	41	29739
690600	CERAMIC PIPES CONDUITS&FITING		1195		59
690721	TILES POLISHED WAT AB 0.5%	499388	5459663	788573	6122585
690722	TILE POLISHED WAT AB >0.5%<10%	252712	2827080	486910	4314358
690730	MOSAIC CUBES AND SIMLAR ARTICL		12980	1947	13388
691490	OTH CERAMIC ARTICLES O/TH PORN	547	4462	515	5718
700100	CULLET AND OTH WAST&SCRAP,GLAS		5199	1810	8028
700210	BALLS IN GLASS UNWORKED	18998	82414	3969	103545
700220	RODS IN GLASS UNWORKED				769
700231	TUBE,FUSED QUARTZ/SILICA,UNWOR	8	481	76	2948
700232	TUBE OF OTH GLASS UNWORKED	445	1076	1192	3780
700239	NEUTRAL GLASS TUBING MFG AMPOU	42301	396051	36027	435057
700312	NON-WIRED SHEETS COLOURED,FLAS	17749	139356	15025	113125
700319	OTH NON WIRED SHEETS OF GLASS	11702	37916	34274	133396
700320	WIRED SHEETS GLASS	1967	3587		6984
700330	PROFILES OF GLASS				198
700420	GLASS COLOURED OPACIFIED FLASH		851		387
700490	OTHER GLASS	31514	179007	5758	100389
700510	NON-WIRED GLASS HAVE ABSORBENT	21503	351297	47324	253865
700521	NON-WIRED GLASS COLOURED,OP/FE	11875	207201	20289	141398
700529	OTHER, NON-WIRED GLASS	25832	220277	35753	154415
700600	GLASS PLATE WORKED NOT FRAMED	46430	335165	25883	249780
700711	REAR/WIN GLAS VEH H- 87043190	10187	322248	38600	435694
700719	OTH THOUGHENED SAFTY GLASS		222210	52570	283584
700721	LAMINA SAFETY GLAS H-87043190	7438	80484	8352	163366
700729	OTHER, LIMINATED SAFETY GLASS	24600	96596	22835	131143
701090	OTH CARBOYS BOTT,FLASK,JAR,POT	146795	1115948	91678	1060584
701110	FOR ELECTRIC LIGHTING	4868	33303	1505	29672
701120	FOR CATHODE-RAY TUBES			96	385
701400	GLASS HEAD LAMPS VEH H- 87.11	1819	9834	511	13660
701510	GLASS FOR CORRECTIVE SPECTACLE		217		455
701610	GLASS CUBES/OTH SMALLWARE	6937	63767	4547	51786
701919	OTH YARN OF GLASS FIBRE/THREAD	9220	73285	1197	36896
701931	GLASS MATS	30889	386913	45335	344037
701932	THIN SHEETS (VOILES)	59880	341005	37382	395817
701959	OTH WOVEN FABRICS	4830	72173	6420	54007
710490	OTH SYN/RECONSTI SEM/PRE STONE		192	87	9108

Contd.

10.11 Imports by Economic Categories (Detail)

		(In Thousand Rupees)			
Items	February, 2019	From July, 2018	February, 2018	From July, 2017	
711890	OTHER COIN		289	88	7923
720110	NON-ALLOY PIG IRON<0.5% PHOSP	22142	634625	110815	1012298
720150	ALLOY PIG IRON; SPIEGELEISEN	1088	1115		
720211	FERRO-MANGANESE CONT 2% CARBON	54371	526755	45047	850450
720219	OTH FERRO-MANGANESE		17029		4189
720221	FERRO-SLICON CONT >55% SILICON	16101	362278	24854	250862
720229	OTH FERRO-SILICON	19340	240003	18462	164869
720230	FERRO-SILICO-MANGANESE	503798	3439140	469652	3332800
720241	FERRO-CHROMIUM CONT >4% CARBON	1371	28638	490	21930
720249	OTH FERRO-CHROMIUM	3649	7978	92	4955
720270	FERRO-MOLYBDENUM		3456	1718	13219
720280	FERRO-TUNGSTEN&FERRO-SIL-TUNGS	284	3702	314	2456
720291	FERRO-TITANIUM/ FERRO-SILI TITAN		268	85	366
720292	FERRO-VANADIUM		1037		2136
720293	FERRO-NIOBIUM	336	1926	168	1812
720299	OTHER FERRO-ALLOYS	81	6624		8246
720310	FEROUS PROD BY DIR RUD IRONORE		20000	16269	16269
720390	OTH FERROUS PRODUCTS		19222		109
720410	WASTE/SCRAP C.IRON RE-ROLLABLE	16448	213854	21626	220886
720421	WASTE/SCRAP OF STAINLESS STEEL	20865	136232	21141	139231
720429	WASTE/SCRAP OF OTH ALLOY STEEL		480		1423
720430	WASTE/SCRAP TINNED IRON/STL	296651	2383106	385434	2791091
720441	TURNING,SHAVING,MILLING WASTE	4836154	48058717	3955783	42871480
720449	OTH RE-ROLLABLE WASTE /SCRAP	9169976	80252375	6915586	64759082
720450	RE MELTING SCRAP INGOTS			52	6707
720510	GRANULES OF PIG IRON	5605	61342	10438	60426
720521	POWDERS OF ALLOY STEEL	607	3672	511	2104
720529	OTH POWDER PIG IRON&SP IRON/ST	866	41310	6249	42081
720690	OTH PRIM FORM (EXCL H-72.03)	456	456	485	561
720711	BILLETS RECT/SQUAR IRON/NA.STL		1291		133682
720712	OTH BILLETS RECT EXCL SQUA I/S		940		8499
720719	CROS SEC>165X165MM IR/NA-STEEL	5248	17791	90	90
721790	OTH WIRE OF IRON/NON-ALOY-STEEL	3399	198700	37885	276196
721810	INGOTS & OTH PRI FORM ST/STEEL		140		227
722300	WIRE OF STAINLESS STEEL	33173	239625	20127	227479
732599	OTH CAST ARTI OF I/S NES	76275	706235	65600	632102
732611	GRIND BALL&SIMI ARTI FOR MILLS		20106		43109
732690	OTHER X-FILM HANGERS	1134604	11260129	456263	4853132
740200	UN-REFINED CODDER, COPP ANODES		5760	274	1023
740311	REFIND COPPER,CATHODES&SECTIN	571786	8179523	799492	7000632
740319	OTHER, REFINED COPPER	4894	26401	162	17406
740321	COPPER-ZINC BASE ALLOYS(BRASS)		2009		3226
740322	COPPER-TIN BASE ALLOY (BRONZE)		15019		14017
740329	OTH COPPER ALLOYS(O/T H-74.05)	5018	9581	8426	15473
740400	BRASS SCRAP	484673	3494288	275541	1571697
741999	COPPER SPRINGS	2577	162294	3601	115934
750110	NICKEL MATTES				680
750210	NICKEL, NOT ALLOYED	83984	877638	114685	800692
750220	NICKEL ALLOYS		5651		1544
750890	NICKLE ROTARY PRINTING SCREEN	41973	533382	52428	442272
760110	ALUMINIUM, NOT ALLOYED	319906	5696166	749735	5969682
760120	ALUMINIUM ALLOYS	125096	1885679	219447	2366330
761699	CASING, FORGING ROUGH STAT ALUM	49898	816016	100585	579911
780110	REFINED UN-WROUGHT LEAD	2543	2705113	160755	3814168
780191	OTH UNWROUGHT LEAD CON ANTIMON	33874	615488	32476	414824
780199	OTH UNREFIND LEAD&LEAD ALLOYED	16621	172859	41932	301644
780600	WIRE OF LEAD	990	94591	5651	33214
790111	ZINC NOT ALLOYED WT=>99.99%	481978	2308960	413353	4369737
790112	ZINC NOT ALLOYED WT < 99.99%	63	63		298008
790120	ZINC ALLOYS	363113	2319911	75705	492412
790700	ZINC SLUGS FOR DRY BAT CEL CON	35321	181713	18485	129888
800110	TIN, NOT ALLOYED	17377	802874	19485	339778

Contd.

10.11 Imports by Economic Categories (Detail)

(In Thousand Rupees)					
Items	February, 2019	From July, 2018	February, 2018	From July, 2017	
800120	TIN ALLOYS		8665	2607	8835
800700	TIN PLAT, SHET, STRIP TH>0.2MM		497		1591
810110	TUNGSTEN POWDERS		434		276
810196	OTHER WIRE OF TUNGSTEN		13879	113	12940
810199	BAR/ROD, PLA, SHET, FOIL TUNGSTEN	402	16251	57	5632
810210	MOLYBDENUM POWDERS		31		
810296	OTHER MOLYBDENUM WIRE	2606	17472	706	5242
810299	OTH MOLYBDENUM AND ARTICLES		2308	708	708
810390	OTH TANTALUM&ARTICLES THEREOF	16	4486		799
810411	UNWROUGHT MAGNESIUM BY WT99.8%	3236	19471	4189	18981
810419	OTH ARTICL UNWROUHT MAGNESIUM	964	1214	1483	4672
810490	OTHER ARTICLE OF MAGNESIUM	1182	253129		764
810520	COBALT MATTES& OTH PRODUCTS		170992	38767	159846
810590	OTH INTERMEDIATE PRO OF COBALT	165	2108	77	13636
810720	UNWROUGHT CADMIUM POWDER		7361		
810790	OTH CADMIUM, WROUGHT & ARTICLES		4565	56	867
810890	OTH TITANIUM WROUGHT&ARTICLES	3330	43001	24219	124070
810920	UNWROUGHT ZIRCONIUM POWDER		483		62
810990	OTH ZIRCONIUM AND ARTICLES	516	566		3118
811010	UNWROUGHT ANTIMONY POWDER	1387	409302	52176	426415
811090	OTH ANTIMONY ART INCL W/SCRAP		42117		18397
811100	MANGANES&ARTCL INC WASTE&SCRAP	432	7789	1630	16559
811221	CHROMIUM UNWROUGHT POWDER	373	2469		317
811229	OTH UNWROUG CHROMIUM INCL WAST	4167	4416	131	766
811299	OTH BASE METAL UNWROUGH&ARTICL		245		13
961900	DIAPERS FOR ADULTS WT EXC.25KG	531681	6792984	963164	7907492
3. CAPITAL GOODS TOTAL					
	165731718	1311373858	165248259*	1338941527	
010619	OTHER MAMMALS	2847	21307		7530
010631	FALCONS	1229	9571	973	6002
010632	PSITTACIFORMES(INCL.PARROTS)	1961	58447	10668	68888
010633	OSTRICHES, EMUS(DROMAIUSNOVAEH)		14601	8745	48214
010639	OTHER BIRDS	752	1974	784	18007
010641	BEEES		10731		13531
010690	OTHER LIVES ANIMALS	1348	18082	5001	30795
621790	PARTS OF GAR/CLOTH ACCESSORI	136	4960	942	4412
680300	WORKED SLATE/ARTICLE OF SLATE				40
680410	MILL STONE AND GRIND STON MIL	36264	206413	25018	336289
680421	OTH MILLSTONE OF AGGLOMER SYNT	15050	87970	9370	68218
680422	MILL STONE AND GRIND STONE/OTH	202726	1243140	160768	1100909
680423	OTH MILLSTONE OF NATURAL STONE	11984	41229	8240	47261
680430	HAND SHARPENING POLISH STONE	11803	83066	6071	58370
680510	BASE OF WOVEN TEXTILE FABRICS	59784	387758	51050	382903
680520	ON BASE OF PAPER OR PAPERBOARD	24316	309279	35452	271037
680530	ON BASE OF OTHER MATERIALS	24557	246407	32268	138415
680610	SLAG WOOL ROCKWOOL MINERAL WOL	9706	164859	4963	134851
680620	EXFOLIATED VERMICULITE EXPEND	1238	13769	2474	12305
680800	PANELS, BOARDS, TILES BLOCKS ETC	229	21795	661	6628
680911	BOARDS, SHEETS, PANELS, TILES ETC	19345	146990	11098	142512
680919	OTH BOARDS, SHEETS, PANELS OF PL	937	13017	423	26375
680990	INDUSTRIAL MOULDS OF PLASTER	97	18511	1654	8043
681011	BUILD BLOCK, BRICK OF CEMENT	3428	15171	6434	31783
681019	OTH ARTICLE TILE, FLAGSTONE ETC	22549	116778	15226	114131
681091	PREFABRICAT STRUCTURAL COMPONT	498	8541	64	8856
681189	OTH ARTICLES NOT CON ASBESTOES	57	16042	2052	9156
681280	FABRICATED ARTI OF CROCIDOLITE		214		
681291	CLOTHING ACCE OF ASBESTOES FIB		172		
681292	PAPER MILLBOARD FELT ASBET FIBR				56
681293	COMPRESSD ASBESTOS FIB JOINING	27719	142377	16453	109035

Contd.

10.11 Imports by Economic Categories (Detail)

(In Thousand Rupees)					
Items	February, 2019	From July, 2018	February, 2018	From July, 2017	
681299	O-ARTI OF FABRICA ASBESTOS FIB	1575	23502	3021	21722
681320	FRICTION MAT ASBESTOS H87-11	34531	208671	19258	145327
681381	BRAKE LININGS&PADS VEH-H-8711	53946	522631	53346	423381
681389	O-BRAKE LINE&PADS NOT CON ASBE	15059	94024	7417	35672
681410	PLATES,SHEETS STRIPS OF AGLOM	3889	19778	3775	16263
681490	OTH, ARTICLES OF MICA	62	3390	22	7134
681510	NON ELE ARTICLE OF GRAPHITE	14490	121238	7830	115185
681520	ARTICLE OF PEAT		4		429
690290	REF.BRICK,BLOCK,TILE TEMP1600C	5761	70537	819	23690
690310	CERAMIC CON>50% GRAPHITE,CARB	38085	142883	4458	70610
690320	COLD TUNDISH LINING SLIDE GATE	38458	343672	26632	209750
690723	TILES POLISHED WAT AB >10%	174773	2111074	385989	2867748
690740	FINSHING CEREMICS		299	113	45762
690911	LAB CERM WARE PORCELAIN/CHINA	58	6837		1890
690912	LAB CERM WARE HARD>9 MOH.SCALE		1351	4338	9004
690919	LAB CERAMIC WARE CHM/TECH USE	6205	76980	7792	109236
690990	OTH CERAMIC WARES AND SIMILARS	959	17393	155	14936
691010	WASH BASIN, CERAMIC	109239	777643	77720	635231
691390	OTH STATUTTES, ORNAMENT	755	8351	1304	97819
691410	OTH CERAMIC ARTICLES OF PORCEL	156	1190	65	761
710700	BASE METALS CLAD WITH SILVER		65		
710811	POWDER, (GOLD) NON MONTERY			109	109
710812	OTH UN-WRT GOLD 5kg&-N-MONETAR	77301	1336143	37072	1405751
710813	OTH SEMI-MANUF GOLD 5kg&ABOVE				75
710820	MONETARY GOLD 5kg OR ABOVE	24021	81249		74540
711810	COIN (O/T GOLD),NOT LEGAL TEND		375		1691
720720	IRON/ST.CROS SECT.165 X 165 MM	24309	38127		90420
720810	COILS SECONDRY QUALITY I/S HR	51056	820918	87866	340405
720825	OTH C-HR I/S 4.75mm SECON QUAL	10630	155812		111240
720826	OTH C-HR TH3-4.75mm S-QLTY I/S	4440	122468	5105	62582
720827	OTH C-HR I/NA-S TH<3mm SE QLTY	1325	256562	1538	53115
720836	OTH C-HR I/S TH<10mm SEC-QLTY	7297	14384		214820
720837	OTH C-HR I/S TH<4.75-10mm S-Q		347811	3518	222794
720838	OTH C-HR I/NA-S TH3-4.75mm S-Q	10358	251189		776951
720839	OTH C-HR I/NA-S TH<3 mm S-QLTY	5704830	42539192	5349423	27160696
720840	SEC QLTY HOT ROLL IR/NA-STEEL		21727	1725	21047
720851	OTH SEC QLTY IS-HR,TH>10MM	301703	548974	60626	1033286
720852	OTH SEC QLTY I/S HR,TH>4.75-10	4175	115698	99	274321
720853	OTH S.QLTY I/S HR,TH>3-4.75MM	8750	100700	3528	97951
720854	OTH S.QLTY I/S,TH<3MM H-ROLL	1411	101926	4472	88784
720890	OTH FLT-ROL PROD S.QLTY HR>600	9236	241243	83331	380666
720915	COIL I/NA-S CR TH 3mm/> S-QLTY	23127	354773	40705	508069
720916	COIL I/NA-S CR TH 1-3mm S-Q	643537	5715492	833854	4668276
720917	COIL CR I/NA-S TH 0.5-1mm S-Q	239311	2041076	562806	2213044
720918	COIL CR I/NA-ST TH< 0.5mm S-Q	24748	1375727	434086	1534572
720925	S.QLTY C-ROL I/S TH 3MM/MORE		3718		11266
720926	S.QLTY I/S C-ROL TH>1MMBUT<3MM	97937	665001	63499	673575
720927	S.QLTY I/S C-ROL TH 0.5 MM-1MM	77246	1826994	182761	1442822
720928	S.QLTY I/S COLD-ROL TH<0.5 MM	22883	188266	32593	123372
720990	S.QLTY FLT-ROL PROD I/S WD>600	133607	1366767	91320	655316
721011	I/S PLAT/COAT TIN 0.5MM/> S-QU	5918	44319	686	9361
721012	I/STL PLAT/COAT TIN<0.5MM S-QU	334703	3642715	425032	3244519
721020	FR I/NA-S P/C LEAD TH600mm S-Q		18278		
721030	FR I/NA-S ELECTRO P/C ZINC S-Q	631056	5672927	498089	4086481
721041	FR I/NA-S P/C ZINC CORRUGA S-Q	28049	70689		18813
721049	OTH FR I/NA-S P/C ZINC S/QLTY	1124206	7821849	919780	8497413
721050	F-ROL I/ST COAT CHRO OXIDE S-Q	67367	483983	52473	466182
721061	FR I/NA-S P/C ALUM-ZINC AL S-Q	186285	1932225	241801	1431034
721069	OTH FR I/NA-S P/C ALUM S-QUALI	511	102889		31516
721070	VCM COATED SHEET TH 0.5MM/LESS	1375884	9327387	1092919	8562807
721090	OTH FR I/NA-S PLASTI COTED S-Q	3872	103542	499	214249
721113	S.QLTY H.R I/S 4 FACE W150TH4M	21112	210253	35070	294263

Contd.

10.11 Imports by Economic Categories (Detail)

(In Thousand Rupees)					
Items	February, 2019	From July, 2018	February, 2018	From July, 2017	
721114	FR I/NA-S HR WD>150 TH4.75 S-Q	36332	394789	78353	629950
721119	COLD ROLL STL STRIP TH<0.5MM	583671	10501297	1315270	6219882
721123	FR I/NA-S CR W<600 C.25% S-Q	36555	129605		27698
721129	OT FR I/NA-S CR W<600 C.25% S-Q	34232	276924	30011	221976
721190	OTH FR I/NA-S WD<600mm S-QLT	33596	603422	50771	801642
721210	F-ROL PROD I/NA STL PLATE/COAT		1085	9255	10387
721220	FRP I/NA-STL ELE-PL/CO W-ZINK	13919	374326	14176	310952
721230	FR I/NA-S P/C ZINC W<600mm S-Q	2220	6482	1342	10740
721240	FR I/S PLASTIC COT W<600mm S-Q	32698	183736	7059	47153
721250	FR I/NA-S OTH-WISE P/C S-QLTY	5511	75030	10541	101106
721260	FR I/NA-S CLAD WD<600mm S-QLTY		1373		65
721310	BAR&ROD I/NA-S HR(RIBS,GRO)S-Q		85453	14930	353738
721391	OT BAR&ROD HR I/S DIA<14mm S-Q	26570	790412	129977	1383028
721399	OTH BAR&ROD I/S HR IN-COIL S-Q	1258	103990	13826	438438
721410	OTH BAR&ROD I/S HR FORGED S-Q	817	435069	14694	102983
721420	FORGED BAR/ROD I/S SEC QUALITY	40914	2048340	668190	1951026
721430	OTH B/ROD FREE CUT STL HR S-Q		29337	28117	65887
721491	OTH B/ROD I/S HR RECT C.SE S-Q		46029	37	470
721499	OTH B/ROD I/S HR TWISTED S-QUA	431	3172	18456	108524
721510	OT B/ROD FRE CUT STL COLD S-Q	10440	79062		44423
721550	OTH BAR&ROD I/S COL-FIN S-QLTY	4779	19849	815	24981
721590	OTH BAR&ROD I/NA-S SEC-QUALITY	824	109325		27563
721610	U,I,H SECTIONS H-ROL HIGH<80MM	63996	69272	612	38807
721621	L SEC H/ROL HT<80 MM 1/NA STEL	41646	386351	8264	56077
721622	T SEC H/ROL HT<80 MM 1/NA STEL				302
721631	U.SEC HT>150MM H-ROL I/NA STEL	6419	102713	23940	172637
721632	I SEC H-ROL I/NA STL HT>200 MM	19652	308606	10112	530278
721633	H SEC HT>250MM H-ROL I/NA STEL	36739	273268	35073	645909
721640	L&T SEC H-ROL HT150M I/NA STEL		50289	4330	28136
721650	OTH ANGLE/SHAPE SEC HOT H/ROL	8629	11592		10479
721661	ANGLE/SHAPE SEC COLD/ROLL				10385
721669	OTH ANGLE/SHAPE SEC I/S C-ROLL		1754		15378
721691	OTH C/FORM I/ST FLAT ROL PROD		571	821	3319
721699	OTH ANGLE/SHAPE SEC IRON/STEEL	9694	61149	9850	75973
721710	WIRE OF I/S NOT PLATED/COATED	11024	86654	5614	91448
721720	WIRE OF I/S PLATED/COAT W/ZINC	25945	234713	7600	84365
721730	WIRE I/S PLA/COT,MFG AUTO TYRE	74059	412314	48559	288359
721899	OTH SEMI-FINISHED PRO ST/STEEL		1650	77	951
721911	F/ROL PROD ST/STEEL HR TH>10MM	567	17989		97328
721912	COILS ST/STEL-HR TH>4.75-10MM	3951	37780		30005
721913	COILS ST/STEL-HR TH>3MM-4.75MM	211	211		1171
721914	COILS ST/STEL-HR TH>3MM	23064	52096	6535	19637
721921	COILS ST/STEL-HR TH>10MM		36790		90325
721922	COILS ST/STEL-HR TH>4.75-10MM	31056	230283	74572	166913
721923	COIL S-STL W-700mm/>,TH<4mm	1551	110495		145039
721924	COIL S-STL W-700mm/>,TH<3mm	800	42797	1243	26879
721931	COILS ST/STEL-CR-TH >4.75 MM		6338	6632	46750
721932	COIL,S-STL,TH-4mm,W-700mm,CR	24246	165792	3013	149536
721933	COIL S-STL,TH-1-3mm W-700mm,CR	170112	1393236	188854	1129512
721934	CL,S-STL,TH-0.5-1mm,W-700mm,CR	187326	1520955	235857	1284980
721935	COIL,S-STL,TH<.5mm,W-700mm,CR	267644	2490202	215752	1780352
721990	O SHET CIR SHAPE ALL SIZE S-ST	842902	5580433	403568	4028313
722011	F-ROL ST/STEEL H-ROL TH>4.75MM				7764
722012	FRP,S-STL,W< 600mm,TH 4 mm,HR	29973	154777	129	9442
722020	FRP,S-STL,W< 600mm,TH 4 mm,CR	99964	626132	44118	405072
722090	OTH FRP,S-STL,W< 600mm,TH 4 mm	59556	233039	9586	92351
722100	B&R,HR, IWC,S-STL,W-50-200 mm	7630	10701		1893
722211	BAR/ROD ST/ST NFW H/ROL CC/SEC	31468	204125	12069	162879
722219	OTH BAR/ROD ST/ST NFW HOT/DRWN		15144		30688
722220	BAR/ROD ST/ST NFW C/FOR,C/FIN	13330	58249	5801	62731
722230	OTH BAR/ROD OF STAINLESS STEEL	57809	256158	28384	320930
722240	ANGLE/SHAPES&SECTION ST/STEEL	6934	45889	557	61677

Contd.

10.11 Imports by Economic Categories (Detail)

		(In Thousand Rupees)			
Items	February, 2019	From July, 2018	February, 2018	From July, 2017	
722490	OTH SEMI-FIN PROD OTH A/STEEL		2550	86199	131010
722511	GRAIN-ORIE. SIL-EL-STL.W-600MM	238652	1937288	190642	1567523
722519	OTH F/ROL PROD SIL-ELEC-STEEL	129803	670955	122118	653883
722530	OTH NFW HOT/ROLLED IN COILS	1731739	24409424	2491687	28304007
722540	OTH NFW HOT/ROLLED NOT IN COIL	44648	1915779	106950	3096728
722550	OTH ALLOY STEEL NOT WORK(RDUC)	3629	9793		9223
722592	FLATROLLED PROD O/W ZINC PLATE	1479	52599	5974	13012
722599	OTH F/ROL PROD OTH ALLOY STEEL		162	22216	182442
722611	GRAIN-ORIE. SIL-EL-STL.W-600MM	63132	88314		51690
722619	OTH FLAT ROLL/PROD SILICON E/S				91321
722691	OTH FLATROL PROD NETWORK HOT/R		6625	1364	10741
722692	OTH F/ROLL PROD NETWORK COLD/R	51894	354580	36071	254398
722699	OTH F/ROL PROD OTH ALLOY STEEL	2066	20011	5823	19951
722710	BAR/ROD OF HIGH SPEED STEEL		547688		793
722790	OTH BAR/ROD H/ROLL W/COIL A/ST	756972	5765062	907477	5206652
722810	BAR/RODS OF HIGH SPEED STEEL		446993		89803
722820	SPRING STEEL(SUP-9&EQUIVALENT)	135	4179		71513
722830	CASE HARDENING STEEL	6772	924944	289499	1912287
722840	OTH BAR/ROD NOWORK FORGED		45588	215	28372
722850	OTH BAR/ROD NOWORK C/FOR,C/F	714	13759		9827
722860	OTH BAR/ROD ALLOY STEEL NES	69017	109170	2820	538838
722870	ANGLES, SHAPES AND SECTIONS	144	96450		119548
722880	HOLLOW DRILL BARS AND RODS		9648		6312
722920	WIRE OTH ALLOY STEEL SILICOMANG	6462	9248		
722990	OTH,WIRE OF OTHER ALLOY STEEL	21900	87296	5111	96988
730110	SHEET PILING IRON AND STEEL		303541		495034
730120	ANGLE SHAPES & SECTIONS OF I/S	168	28663	2539	12248
730210	RAILS OF IRON AND STEEL	16440	376380	55218	1075139
730230	SWITCH BLADE, CROSS-FROG P/ROD	483540	483540		680567
730240	FISH-PLATES AND SOLE PLATES	8685	10484		3525
730290	OTHER MATERIALS JOINTING RAILS	1203	86142		9308
730300	TUBE/PIPE,HOLLOW PROFILE C/IRON	1338	234078	5753	79852
730411	L.P FOR OIL&GAS S-STL SEAMLESS	57952	196927	5586	119402
730419	OTH LINE PIPE I/S FOR OIL&GAS	638758	3734574	108616	506776
730422	DRILL PIPE S-STL DRILL OIL/GAS	778	26172		239
730423	OTH DRILL PIPE I/S FOR OIL&GAS	472494	1433764	217609	2119787
730424	OTHER PIPE OF STAINLESS STEEL	5131	236198	78594	462330
730429	OTH CASING,TUBING I/S-OIL/GAS	508136	5886466	1087798	4241799
730431	O- COLD-ROLLRD C.C.SEC I/N.A.S	111311	839498	63072	514475
730439	OTH CROSS SECTION OF N.A-STEEL	438366	2649998	237378	2034221
730441	COLD ROLD CR-SEC OF STAIN-STL	18478	450910	80361	338541
730449	OTH CROSS SECTION OF STAIN-STL	119081	1963039	68435	686430
730451	O-C.C.SEC COLD ROL(ALLOY-STL)	1700	8781		14894
730459	O-CIR CROSS SEC OF (ALLOY-STL)	25703	507340	55089	203356
730490	O-TUBE PIPE/HOLLOW -PRO SEAMLE	85174	1029497	167460	795856
730511	LINE PIPE USED OIL/GAS WELDED		704419	13927	928007
730512	OTH LINE PIPE USED OIL GAS WLD		1484		6694
730519	OTH LINE PIPE USED OIL/GAS P/L	111043	221054	15523	180691
730520	CASING FOR DRILLING,OIL/GAS				48635
730531	OTHER, LONGITUDINALLY WELDED		174554	30844	35193
730539	OTHER, WELDED TUBES AND PIPES		224724		6077
730590	OTHER, TUBES AND PIPES	11330	126915		773934
730611	L.P-WELDED OF STA-STL(OIL/GAS)	4224	8945		42056
730619	OTH-LINE PIPE O/G PIPELINE I/S	155007	1255575	25414	260599
730621	CAS/TUB WELDED LINE PIPE STA-S		36082		94000
730629	O-CASING/TUB LINE PIPE O/G I/S		113376	7348	74195
730630	COPPER COAT MILD STL TUB-8.5MM	77990	430404	67594	620309
730640	O-WELDED C.C.SEC OF STAIN-STL	85113	762237	79702	1151009
730650	O-WELDED C.C.SEC NON ALLOY-STL	4254	385543	27669	209848
730661	O-TUBE,PIPE WELD SQUARE C-SEC	1203	48380	6444	60132
730669	TUBE/PIPE WELD OF OTH C.C-SEC	1454	34132		11749
730690	OTH TUBE PIPE HW-PROFILR I/STL	25895	282987	54187	231067

Contd.

10.11 Imports by Economic Categories (Detail)

(In Thousand Rupees)					
Items	February, 2019	From July, 2018	February, 2018	From July, 2017	
730711	TUBE/PIPE CAST FITINGS MR-175	1481	95923	1004	11289
730719	OTH TUBE/PIPE FITING IRON/STEL	85763	681369	62411	429563
730721	FLANGES, OF STAINLESS STEEL	38058	222658	12941	83482
730722	THREADED ELBO,BEND,SLV S/STEEL	11986	87525	8951	52260
730723	BUTT WELDING FITTING STAINSTEL	6818	78803	799	74285
730729	OTH TUBE,PIP FITTING STAINSTEL	46484	520560	78020	724297
730791	FLANGE AIR-P AGRI-TRACTOR<=80H	23365	258690	11032	236678
730792	THREAD ELBO,BEND/SLV IRN/STEEL	33365	291642	72486	743373
730793	BUTT WLEDING FITTING IRON/STEL	22155	254343	10314	180452
730799	OTH TUBE,PIP FIT IRN/STEL NEC	374964	2506527	268481	2040956
730810	BRIDGES AND BRIDGE-SECTIONS	35810	195387	5378	46552
730820	TOWERS AND LATTICE MASTS	1103231	2437673	29112	5462004
730830	DOR,WIN/FRAMES,TH-HOLD,FORDORS	83460	622204	36229	302856
730840	EQUIP SC-FOLD SHUT PROP PITPRO	94938	218426	25690	272675
731100	CONTAINERS FOR CNG OF IRON/STL	83018	1205293	72357	592542
731210	IRON AND STEEL WIRE	131378	1326090	123959	1223257
731290	OTH STL CORD USEIN TYRE MFU	70172	177941	1535	89525
731300	BRABED WIRE OF I/S TNIS HOOP	1562	84102	12394	152679
731412	ENDLESS BAND MACH STEL W-CLOTH	1399	11005	919	8842
731414	OTH WOVEN CLOTH OF STAIN STEEL	1752	49252	7942	31942
731419	STEL CORD FAB.USED IN MNUF TYR	208	18370	2352	86545
731420	GRIL NET FENC W/LD D=3MM MS100	2764	193997	2266	37975
731431	OTH GRL NEW FENC/WLED COTD ZNC	50692	89957		3286
731439	OTH GRL NET FENCING AT INTSEC	12353	68221	973	32279
731441	OTH CLO GRL NET FENC PL/COT ZN	77225	320334	9028	95798
731442	OTH CLO GRL NET FENC PL/COT PL	666	8490	26	15554
731449	OTH CLO GRL NET /FENFING	45659	235597	21141	219207
731450	EXPANDED METAL OF IRON OR STEL		39301		21522
731511	ROLLER CHAIN FOR VEHICLES Ch87	61535	753873	97737	909108
731512	OTHER CHAIN, ARTICULATED LINK	39059	270223	27184	229441
731519	ADJUSTER FOR CHAIN VEH H-87.11	85620	616050	15778	186339
731520	SKID CHAIN	736	5214	190	6159
731581	STUD LINK		483	56	690
731582	OTHER, WELDED LINK	844	17194	8701	22651
731589	OTHER CHAIN,	3339	33394	2409	16481
731590	OTHER PARTS OF CHAIN	984	15603	1482	25503
731600	ANCHORS,GARPNELS PARTS IRON/ST	2887	115166	7289	167380
731700	NAILS OF IRON OR STEEL	59702	399801	46857	420954
731811	COACH SCREW I/S THREADED	176	2975	437	14301
731812	OTH WOOD SCREW I/S THREADED	5753	27673	7534	35982
731813	SCREW HOOKS,SCREW RING RVT I/S	1712	7258	140	3556
731814	SELF-TAPPING SCEWS, THREADED	112544	190278	11070	77788
731815	HIGH TENSILE SCREW&BOLT I/STEL	312910	4363749	356190	2283430
731816	HIGH TENTION NUTS IRON/STEEL	58753	577598	56195	459692
731819	OTH BOLT,NUT,WASHER,RVT I/S TH	76529	507027	26378	232971
731821	SPRING/LOCK WASHER H-TENSILE	3045	31955	5359	36393
731822	THURST WASHER FOR VEHICLE H87	16593	144024	15951	143155
731823	RIVETS, NON-THREADED	7740	62100	7262	49321
731824	COTTERS/PINS NON THREADED I/S	710	9618	681	9931
731990	SEWING,DARNING/EMBROIDRY NEDLS	14761	96565	7136	93686
732010	LEAF-SPRING&LEAF M-CAR,H-8703	14148	99427	11388	137609
732020	HELICAL SPRINGS	20527	170018	14882	81795
732190	PARTS OF I/S,COOK APPLI&PLAT-W	55930	301720	44761	238576
732211	RADIATORS/PARTS CAST IRON E-EL	334	407		159
732219	OTH RADIATOR AND PARTS THEREOF	1778	18437	1468	20904
732490	OTHER, INCLUDING PARTS	32137	232209	22364	148825
732510	OTH CAST ARTI I/S N-MEL C-IRON	345	49116	3025	36750
732591	GRINDING BALLS SIMI ARTI MILLS	20388	170321	9047	244462
732619	FORGING OF CRANK SHAFT	691901	2219521	127934	978857
732620	ARTICLES OF IRON OR STEEL WIRE	6500	61592	14548	71499
740500	MASTER ALLOYS OF COPPER.	924	6078	738	6130
740610	COPER-POW OF NON-LAMELLAR STRU	11	18915	9	16500

Contd.

10.11 Imports by Economic Categories (Detail)

(In Thousand Rupees)					
I t e m s	February, 2019	From July, 2018	February, 2018	From July, 2017	
740620	COPER-LAMELLAR STRUCTURE FLAKE	39320	146048	1230	101016
740710	BARS OF REFINED COPPER	84410	794474	33908	469882
740721	COPPER BAR,ROD PROFIL ZINC BAS	1894	19914	862	20272
740729	OTH BAR,ROD,PROFIL COPP ALLOYS	10233	37136	8091	46041
740811	WIRE REF COPP MAX CR-SEC DI>6M	88817	354974	143711	1030548
740819	OTHER, WIRE OF REFINED COPPER	27621	344336	16511	308772
740821	WIRE OF COPPER ALLOY ZINC BASE	2370	54288	6127	37891
740822	WIRE OF COPPER ALLOY NICK BASE		26146		4155
740829	OTH WIRE OF COPPER ALLOYS ETC	13454	20230	1593	42364
740911	PLAT,SHEET,STRIP REF COPP COIL	469	116614	4380	147766
740919	OTH PLAT SHEET&STRIP REF COPP	28020	33450	8426	17111
740921	PL,SH&STRIP COPP ZINC BAS COIL	5316	133430	17761	152559
740929	OTH PL/SH/STRI COPP ZINC BAS	9327	49806	313	71269
740939	OTH PL/SH/STRIP COPP TIN BAS-C		1722	1544	4503
740940	PL/SH/STRIP COPP NICKLE BASE			24	34
740990	PL/SH/STRIP OTH COPP ALLOYS NS		43743	39	3723
741011	FOIL REFINED COPP NOT BACKED	76181	739293	100014	713413
741012	FOIL OF COPP ALLOYS,NOT BACKED	33843	441320	71133	469841
741021	FOIL OF REFINED COPPER,BACKED	3823	52241	1354	26534
741022	FOIL OF COPPER ALLOYS,BACKED		1133	113	2115
741110	CAPILLARY TUBE 2.25 MM R-COPER	412532	1882746	214811	1422148
741121	TUB&PIPE COPP ZINC BAS ALLOYS	4976	13656	3776	14881
741122	TUB&PIPE COPP NICKLE BAS ALLY	12849	13092		
741129	OTH TUBE&PIPE OF OTH COPP ALLY		24030	3292	17729
741210	COPP TUBE/PIPE FIT REF COPPER	6217	16648	327	13810
741220	COPP TUBE/PIPE FIT COPP ALLOYS	13460	116976	5819	39712
741300	STANDARD WIRE,CABL PL-BAND-NEI	157857	395907	2589	300183
741510	NAIL,TACK,DRW-PIN,STAPL,S-ARTI		59		2418
741521	WASHERS/INCL SPRING WASH N-THR	84	2083	263	2880
741529	OTH NOT THREADED ARTI COPPER	636	9116	15240	20453
741533	OTH THRD SCREW,BOLT,NUT COPPER	1412	238909	1563	73991
750400	NICKEL POWDERS AND FLAKES.	992	28387	1683	14575
750511	BAR,ROD,PROFILE NICKLE N-ALLOY				10
750512	BAR,ROD,PROFILE NICKLE ALLOYED	1989	4816	1127	3763
750521	WIRE OF NICKEL, NOT ALLOYED		1789	314	1021
750522	WIRE OF NICKEL, ALLOYED	4000	18538	492	22250
750610	PLAT,SHET,STRIP,FOIL NICK N-AL	5902	47557		16970
750620	PLAT,SHET,STRIP FOIL NICK ALOY	2407	3267	358	152646
750711	TUBE&PIPE OF NICKEL NOT ALLOYD		6146		
750712	TUBE & PIPE OF NICKEL ALLOYED	73822	84658		7993
760200	ALUMINIUM W/SCRAP OF AUTO PART	884048	7374750	660772	5323192
760310	ALUM POWDERS.NON-LAMELLAR STRU	2239	14369	574	13729
760320	ALUM FLAKES-LAMELLAR STRUCTURE	7333	49069	5112	35361
760410	BARS,OF ALUMINIUM, NOT ALLOYED	18686	145029	37729	137174
760421	HOLLOW PROFILES OF ALUM ALLOYD	936	19553	941	22151
760429	BAR ROD OF ALLUMINIUM ALLOYED	40861	243079	49733	174827
760511	ALMU WIRE N-ALLOY MAX DIA>6MM		10582	225	91316
760519	OTH ALUMINIUM WIRE NOT ALLOYED	17102	93791	11908	102758
760521	ALUM WIR ALLOY MAX CRS DIA>7MM	1388	7915	2475	6977
760529	OTH ALUMINUM WIRE, ALLOYED	28290	186489	28036	166886
760611	RECTANGLE&SQUARE ALUM NOT ALLY	54184	432442	43089	298565
760612	RECTANGULAR/SQ ALUM MOTALLOYED	106715	1846724	239219	1347042
760691	ALUM SHEET NOT ALLOYS ANODIZED	19695	168923	24919	123373
760692	ALUM SHEET ANODIZED ALLOYS C-D	177907	433639	16884	118063
760711	ALUM FOIL ROLLED N-WORK/BACKED	255854	2875660	327900	2149827
760719	ADHESIVE TAPE	225720	1882898	153755	1319622
760720	ALUMINUM FOIL, BACKED	229095	1879967	160628	1365616
760810	TUBE, PIPE OF ALUM NOT ALLOYED	2060	12042	163	40183
760820	TUBE, PIPE OF ALUM ALLOYED	13328	177480	41967	173247
760900	ALUM TUBE,PIPE FIT(COUP/ELBOW)	1268	10937	1759	15919
761010	DOORS,WINDOW, FRAMS,THRESHOLDS	17828	607910	101841	493698
761300	AEROSOL CANS VALVES&COVERS ALU	3045	19933	2990	14851

Contd.

10.11 Imports by Economic Categories (Detail)

		(In Thousand Rupees)			
Items	February, 2019	From July, 2018	February, 2018	From July, 2017	
761410	STAND WIR,CABL PL,ALU S-CORE		17580	141402	
780200	LEAD WASTE AND SCRAP.		76013		
780411	LEAD SHET STRIP FOIL TH>0.2MM			34	
780419	OTHER , LEAD PLATES	43	6273	19085	
790310	ZINC DUST(BLUE POWDER)		22997	4830	
790390	OTHER ;ZINC POWDER AND FLAKES		1	98	
790400	ZINC WIRE	3864	36761	3578	
811300	CERMETS&ARTICLE INCL WAS/SCRIP	14	573	45	
820110	SPADES AND SHOVELS	5265	45885	680	
820130	MATTOCKS, PICKS, HOES & RAKES		580	1079	
820140	AXES,BILLS HOOKS&SIMI HEW TOOL	2	612	36	
820150	SECATEURS&ONE-HAND PRUNERS SHR		560	262	
820160	HEDGE SHEARS, TWO-HAND PURNING	106	5179	534	
820190	OTH HAND TOOL AGRICUL,HORTICUL	791	7712	880	
820210	HAND SAWS	12336	80104	9362	
820220	BAND SAW BLADES	1419	33963	4671	
820231	CIRCULAR SAW BLADE WITH STEEL	19069	115421	9233	
820239	OTH CIRCULAR SAW BLADE,O/MATER	21171	83879	12249	
820240	CHAIN SAW BLADES	3380	17600	2066	
820291	STRAIGHT SAW BLADES,WORK METAL	10701	12891	1806	
820299	GINSAW BLADE	9333	77373	6217	
820310	FILES, RASPS & SIMILAR TOOLS	8058	76779	9670	
820320	PILERS,PINCERS,TWEESZERS S-TOL	28517	257685	40358	
820330	METAL CUTTING SHEARS&SIM TOOLS	751	7679	3745	
820340	PIPE CUTTERS BOLD CROPPERS,ETC	5609	37271	3937	
820411	NON-ADJUS H-OPER SPANER,WRENCH	42806	445823	75556	
820412	ADJUSTABLE H-OPER SPANER,WRENC	433060	774981	56577	
820420	INTERCHAGEABLE SPANNER SOCKETS	16338	103698	5429	
820510	DRILLING,THREADING TAPPING TOL	3647	41152	1845	
820520	HAMMERS AND SLEDGE HAMMERS	7979	79693	10960	
820530	PLANES,CHISELS,GOUGE WOOD WORK	1402	10191	1401	
820540	SCREW DRIVERS	24285	157960	40264	
820551	OTHER HAND TOOLS H-HOLD N.E.S.	12126	103253	9140	
820559	OTH HAND TOOL(GLAZZIER DIMOND)	113902	358706	17086	
820560	BLOW LAMPS		398	13	
820570	VICES, CLAMPS AND THE LIKE	5035	40987	3634	
820590	SETS OF ARTI.TWO/MORE, SUB-HEAD	49463	113774	16585	
820600	TOOLS FOR M-CARS H-8703 R-SALE	3337	92500	68191	
820713	ROCK DRILLING,EARTH BORING TOL	1617	63941	85	
820719	OTH INC PARTS ROCK DRIL,E-BORI	129865	1219403	176295	
820720	DIES FOR DRAWING/EXTRUD METAL	140299	379172	27590	
820730	TOOL FOR PRESS, STAMPING/PUNCH	10676	1716434	22670	
820740	TOOLS FOR TAPPING OR THREADING	3594	29121	3269	
820750	TOOL DRIL O/T ROCK/PST DRILL	63107	525551	48074	
820760	TOOLS FOR BORING OR BROACHING	4252	29084	1091	
820770	TOOLS FOR MILLING	8854	60972	3718	
820780	TOOLS FOR TURNING	3413	35121	5209	
820790	OTH INTERCHANGEABLE TOOLS	193619	847352	171785	
820810	KNIVS&CUTING BLADE METAL WORK	7840	50540	12501	
820820	KNIVS CUTING BLADE WOOD WORK.	637	16341	1791	
820830	KNIVS&CUTING BLADE KITCHEN APP	2647	47923	6394	
820840	KNIVS&CUTING BLADE AGRI HORT	20410	83996	9849	
820890	OTH BLADES/KNIVES PAPER MACH	52710	497209	42138	
830260	AUTOMATIC DOOR CLOSERS	16772	80199	11570	
831190	OTH WIRE&RODS AGGLOMTR B/METAL	21555	254250	20680	
840140	PARTS OF NUCLEAR REACTORS	70761	133351	15608	
840211	W/TUBE BOILER S/PROD-45-350T/H	1416215	5009640	2096777	
840212	WATERTUBE BOILER S/PROD-45T/H	34258	647931	32885	
840219	FIRE TUBE BOILERS	19516	436900	95950	
840220	SUPER-HEATED WATER BOILERS	1416	1416		
840290	PARTS MACH H-8402.1190	43414	1764034	12401	
840310	BOILERS	4640	48432	1138	

Contd.

10.11 Imports by Economic Categories (Detail)

		(In Thousand Rupees)			
I t e m s	February, 2019	From July, 2018	February, 2018	From July, 2017	
840390	PARTS CENTRAL HEATING BOILERS	223	5940		60002
840410	AUXILIARY PLANT FOR BOILER		310998	930	694819
840420	CONDENSERS STEAM/VAP POW UNIT	533542	1840814		852150
840490	PARTS MASHINE H-8404.1000	2174	505894	10880	1218922
840510	PRODUCER WATER GAS GENERATORS	6036	149808		100229
840590	PART PROD GAS WATER GENERATOR	1211	42176	1301	21960
840681	OTH TURBINE OUTPUT EXCEED 40MW	569438	1202416	951510	13113115
840682	O-TURBINE OUTPUT NOT EXC 40MW		1508207	193882	2247374
840690	PARTS OF STEAM TURBINES	1649937	10373051	46231	1815668
840710	AIRCRAFT ENGINES	366833	2154078	99318	691538
840721	OUTBOARD MOTORS	7643	180835	45683	428087
840729	OT MARINE SPARK-IGN-ROTRY ENG.		972		23897
840731	RECIPROCA P-ENG-50CC VEH-8711	1366	7497	1119	26259
840732	RECIPRO PE 50-250CC VEH-H-8711	72602	689024	75414	590238
840733	RPE ENG-250-1000 CCH-8703,8704	8018	67105	2174	37908
840734	PISTON ENG CAPACITY EX1000CC	26685	185427	48376	317189
840790	GAS ENGINES	241709	1104935	50383	628487
840810	MARINE PROPULSION ENG-DIESEL	4677	12186	1631	9920
840820	DIESEL ENG,AGRI-TRACTOR H-8701	85327	527321	61329	738044
840890	OTH ENGINES	433988	2736022	235878	2261293
840910	PARTS FOR AIRCRAFT ENGINES	4789	5753	1296	51335
840991	CYLIND,BLOCK. ENG- VEH-H-8711	1360438	11679865	1601228	9302775
840999	OTH RING&PISTON FOR VEH CH-87	740644	5775401	760974	6549018
841011	HYD,TURBINE,WATER WHEE-1000KW		65500		49183
841012	HYD,TURBN W/WHEEL1000-10000KW		778289		744766
841013	HYD TURBINE,W/WHEEL>10,000KW	242277	3709225		11867
841090	PARTS FOR MACH HEAD-8410.1100	1838	781205	133644	1622014
841112	TURBO-JET THRUST EXCEED25KN				107242
841121	TURBO-PROPLER NOT EX 1100KW				2666
841181	OTH GAS TRBIN NOT EXCD 5,000KW	52400	5063390		4940
841182	OTH GAS TURBIN EXCE-5,000KW	1478382	3125453	91514	697361
841191	PARTS TURBO-JET /PROPELLERS		119		485
841199	OTH, PARTS OF GAS TURBINES	923992	9068722	673818	16799418
841210	REACTION ENG OTH THAN TURB-JET		333		6
841221	LINEAR ACTING,HYD ENGINE&MOTOR	3639	79565	7906	63982
841229	OTH, HYDRAULIC POWER ENG&MOTOR	25220	382306	34857	234367
841231	LINERA ACTING,PNEUMATIC P-ENG	7443	69925	7880	50482
841239	OTH, PNEUMATIC ENG & MOTOR	7337	91731	5974	82042
841280	WIND ENGINE (WIND MILLS).	639	26081	3902	12604
841290	PART MAC H-8412.3900,8412.8010	77127	668933	5770	141936
841311	PUMPS FOR DISPENSING FUEL/LUB	41399	865263	19770	871084
841319	PUMPS FOR DISPENSING CHEMICALS	57656	491237	33121	737704
841320	HAND PUMP O/THN H-841311,19	3134	25080	644	18597
841330	DIESEL FUEL INJET PUMS VEH-87	444943	2901814	375468	2519939
841340	CONCRETE PUMPS	33373	138702	25043	229758
841350	OTH POSITIVE DISPLACEMENT PUMP	76296	248576	14424	841554
841370	841360	154091	776323	56512	248506
841370	SUBMERSIBLE PUMPS	3385916	9921971	855200	5160340
841381	OTH PUMPS	24273	336249	164708	1474575
841382	LIQUID ELEVATORS	81311	97876		2874
841391	ST.STEEL IMPELLERS OF PUMPS	442971	3027560	1033679	3638932
841392	PARTS OF LIQUID ELEVATORS PUMP		9507		17153
841410	VACUUM PUMS	31097	1201412	35929	273399
841420	HAND/FOOT OPERATED AIR PUMS	13493	105371	14503	76907
841430	COMPRESSOR NON CFC/HCFC GASES	3006111	13324089	2285698	10849495
841440	AIR COMPRESSORS MOUNTED W/CHAS	49146	615493	46239	383058
841451	CEILING FAN	52982	1121301	82460	869378
841459	BLOWERS INCL PORTABLE TYPE	86629	1049351	48690	1078308
841460	HOODS MAX-HORIZONTAL SIDE120CM	25927	196200	34340	253502
841480	PISTON TYPE AIR COMPRESSORS	245618	3261687	387053	5153889
841490	PART MACH H-84141000,8414.3010	409577	4324172	506565	3173503
841510	WINDOW/WALL TYPE AC/SPLIT SYS	226351	1666448	221115	2056470

Contd.

10.11 Imports by Economic Categories (Detail)

(In Thousand Rupees)					
Items	February, 2019	From July, 2018	February, 2018	From July, 2017	
841520	AC MACH FOR MOTOR-CARS H-8703	5775	21743	2419	22002
841581	O-AC INCOR REFRIG UNIT VALVE-RE	2193	78893	11626	33394
841582	O- AC INCOR REFRIGIRATING UNIT	39097	392267	58808	1305496
841583	O-AC NOT INCROPO REFRIG UNIT	175602	1143275	122254	745124
841590	EVAPORATOR COATED/ENAM VEH-87	2135978	8088313	1680767	6077861
841610	FURNACE BURNERS LIQUID FUEL	31529	32819	9528	16883
841620	OTH FURNAC BURNER INCL COMBINT	18483	165103	34030	192429
841630	MECHANICAL STOKERS GRATES ETC	51834	456847	63521	480937
841690	PART OF BURNRS&FURNACES	11414	103817	22506	116202
841710	KILINS (FURNACE OVEN)	1005649	4903523	706660	4200176
841720	BAKERY OVENS INCL BISCUIT OVEN	12307	256312	20420	285639
841780	OTHER FURNANCE AND OVENS INDUS	17408	561945	234193	890785
841790	PART OF INDUSTRIAL LAB FURNACE	53587	342458	22943	292104
841810	COMBINED REFRIG-FREEZE W-DOORS	35556	394734	29483	377788
841821	REFRIGES H-HOLD COMPRESS TYPE	10378	127468	32640	514515
841829	OTH REFRIGERATOR HOUSHOLD TYP	109	86081	29659	263679
841830	FREEZERS CHEST TYPE-800 I CAPA	2823	45029	8273	64925
841840	FREEZERS UPRIGHT TYP-900 ICAPA	4688	74687	11255	122435
841850	O-FURNI-STORAGE,DISPLY FRZ EQU	29358	139644	6015	123678
841861	HEAT PUMPS O/T AC MACH-H-8415	6465	11784	7690	201153
841869	MILK CHILER ABOVE 3000 LTR CAP	419286	4096450	579512	2966914
841891	FURNITURE REFRIG FREEZING EQPT	190	20519		11935
841899	EVAPORATORS(ROLL BOND TYPE)	606216	3405556	507974	2850343
841911	INST GAS WATER HEATERS NON-ELE	2016	593724	334	569789
841919	O-INST STRAGE WATER HETER N-EL	14420	34391	1774	94785
841920	MEDICAL SURGICAL LAB STERILISE	16811	508043	6424	445419
841931	DRYERS AGRICULTUL PRODUCTS	2336	235835	4058	23804
841932	DRYERS WOOD PAPER PULP P/BOARD	2895	65740		75133
841939	OTHER DRYERS	41151	658251	48923	835690
841940	DISTILLING RECTIFYING PLANT	2261	127025	615	52392
841950	HEAT EXCHANGE UNITS	1154316	4890686	74454	8893378
841960	MIST ELIMINATOR	46184	931730	19163	334578
841981	O-MACH FOR MAKING H-DRINK/FOOD	15925	549740	38242	418463
841989	COOLING TOWERS	3875018	15305870	3465664	10938745
841990	PART DRYERS,AGRI,AIR GAS MACH	172576	1688204	113042	879944
842010	CALENDERING OTH ROLL MACHINES	9158	54336		128803
842091	CYLINDER(FOR CALENDERING MACH)	2944	17340		10831
842099	OTH PART OF CALENDER MACHINE	7117	68740	10098	70796
842111	CREAM SEPARATORS	475	1315		703
842112	CLOTHES-DRYERS	2206	76856	11287	131674
842119	OTH CENTRIFUGES INCLUDING DRYR	73314	456598	42701	1539590
842121	FILTERING PURIFY MACH&APARATUS	235050	3480707	336973	3999432
842122	FILTERING MACH FOR BEVERAGES	179	38402	2440	30436
842123	OIL FILTER M-VEH H-8703,4,8711	76398	732334	61067	473492
842129	OTH FILTER MACHS APPARATUS NES	179106	1160691	221739	2474527
842131	INTAKE AIR FILTER CARS H-8703	85794	662781	96619	632062
842139	FILTER DRIER NON CFC REFRIG GAS	232909	2746439	971244	3429639
842191	PART MACH H-842111&84211900	226766	1133647	84792	1061063
842199	PAR MA H-8412.3910,,3920,,3930	74068	1008494	217698	4585614
842211	DISH WASHING MACHINE HOUSEHOLD	6694	35584	6125	39897
842219	OTHER DISH WASHING MACHINE	675	32564	2440	10544
842220	MACH CLEANING/DRYING BOTTLE	15748	120875	12514	67372
842230	MACH FILLING/CLOSING BOTTLES	528605	6083802	212005	5065900
842240	OTH PACKING WRAPPING MACHINE	284995	4121476	76365	2674277
842290	PARTS DISH WASHING MACHINE	172171	2006811	205411	1550868
842310	PERSONAL WEIGHING MACHINES	17366	85006	7046	85347
842320	SCALES FOR CONT WEIGHING GOODS	308	49482	139	44209
842330	CONSTANT WEIGHT SCALES/HOPER	43081	107288	1168	77267
842381	OTH WEIGHT MACHINERY-30KG	4486	86856	7020	127421
842382	OTH WEIGHT MACH CAP-30-5000KG	49269	521458	56581	616602
842389	OTH WEIGHING MACHINERY	25924	282126	25913	227979
842390	WEIGHT MACH WTS ALL KINDS&PART	28396	143682	40701	146778

Contd.

10.11 Imports by Economic Categories (Detail)

		(In Thousand Rupees)			
Items	February, 2019	From July, 2018	February, 2018	From July, 2017	
842410	FIRE EXTINGUISHERS W/N CHARGED	34607	832830	69344	600810
842420	SPRAY GUNS& APPLI AGRICULTURE	57040	1164703	87628	801710
842430	STEAM,SAND BLAST,JET PROJ MACH	8525	171961	8132	106383
842441	AGRI PORTABLE SPRAYERS		709	365	850
842449	OTH AGRI/HORTI SPRAYERS	112	6395	43	6924
842482	OTH AGRI. & HORTI APPLIANCES	22231	390914	50118	352572
842489	OTH APPL PROJ/DISPERS/SPRY LQD	240696	1458219	38468	1599908
842490	PART MAC H-8424.2010,3000,8100	45722	543132	74053	321296
842511	PULLEY/HOISTS ELECT POWERED	32591	344886	32683	278653
842519	O-PULLY/HOISTS/WINCH/CAPSTANS	18130	115490	23159	180602
842531	WINCH CAPSTAN POWER E/MOT	13664	47293	10863	70595
842539	WINCHES CAPSTAN	14117	158178	8212	163422
842541	BUILT IN JACKING SYSTEM GARAGS	11114	71050	8014	29961
842542	OTH JACKS AND HOISTS HYDRAULIC	14985	1055467	35840	444113
842549	OTH MECHANICAL HANDING EQUIPMT	1018	28070	2439	15330
842611	OVERHEAD-TRAVELING-FS-C-400MT	301464	1878342	40030	717517
842612	MOBILE LIFT FRAM ON TYRE-20 T		105456	463	748495
842619	CRANES LIFTING CAP UPTO 400 MT		178019	589410	2267122
842620	TOWER CRANES	22605	479025	36238	565695
842630	PORTAL OR PEDESTAL JIB CRANES		8345	440	696
842641	O-MACHINERY SELF PROP ON TYRES	88070	209521	14613	553291
842649	OTH MACHINERY SELF PROPELLED	93956	263429	128091	1890364
842691	O-MACH DESIGED MOUNT ROAD VEH	14308	41927	4672	29646
842699	OTH MACHINERY NOTSELF PROPELED	2177	173433		3951
842710	SELF PROPELL TRUCK WITH EL MOT	85299	546846	47674	423165
842720	FORK LIFT TRUCK CAPAC-NOT>3-T	77618	1111511	101659	1423194
842790	OTH WORK TRUCK LIFT/HAND EQUIP	17353	166270	20769	252502
842810	PANSSENGER LIFT	240176	2754854	296061	2211947
842820	PNEUMATIC ELEVATORS&CONVEYORS	2598	208890	18767	249192
842832	OTH ELEVATOR/CONVEYOR BUKT TYP	6949	160969	234081	354263
842833	OTH ELEVATOR/CONVEYOR BLT TYPE	7854	2142421	68740	921843
842839	ELEVAT/CONVEYORS-CEMENT PLANT	193465	3022831	375391	3035955
842840	ESCALATORS & MOVING WALKWAYS	6905	515427	45730	2288144
842860	TELEFERICS CHAIR-LIFT,F/FURNIC	3427	19795	2528	66775
842890	HYDRAULIC LIFT ASS AGR-TRACTOR	39622	1658532	136552	1778718
842911	TRACK LAYING BULDOZER/ANGLDOZR	850	203511	23754	520155
842919	O-BULDOZR/ANGLEDRO/TRACK LAYIN	68518	320422	17979	665434
842920	GRADERS AND LEVELLERS	7060	332675	69539	685164
842930	SCRAPERS		321		248
842940	TAMPING MACHINE & ROAD ROLLERS	28565	383790	112526	2256059
842951	FRONT-END SHOVEL LOADERS	111597	1507414	155068	2322053
842952	MACHINERY 360 REVOLVG S/STRUTE	9699	172418	16229	210230
842959	OTH MECHANICAL SHOVALS EXCAVOR	244075	4965602	1125850	9477061
843010	PILE-DRIVERS /EXTRACTORS	64521	82962	11809	49843
843020	SNOW-PLOUGHS AND BLOWERS				4779
843031	SELF-PROP COAL ROCK CUTTER	7630	44515		44460
843039	OTH SELFPROP COAL/ ROCK CUTTER	178	33345		13250
843041	OTH BORS SINK MACH SELF-PROPEL	9431	385161	138401	446074
843049	OTH BOR/SINK MACH NOT SELFPROP	24345	5881378	92722	3209825
843050	OTH MACHINERY SELFPROPELLED		334607	964	31312
843061	TAMP COMPACT MACH NOT SELFPROP	5133	45831	10783	60051
843069	OTH MACHINERY NOTSELF-PROPELED	5235	101379	18975	111957
843110	PARTS MACHINERY HEADING 84.25	12400	104229	28631	203615
843120	PARTS MACHINERY HEADING 84.27	15956	148821	7737	80352
843131	PARTS OF LIFT SKIPHOIST&ESCALT	33917	407529	69897	308920
843139	OTH PARTSLIFT/HANDLE/LOAD MACH	71595	1469639	64028	1238304
843141	BUCKETS SHOVELS GRABS & GRIPS	5994	18710	25101	87801
843142	BULDOZER OR ANGLEDOZER BLADES		1620	29	3194
843143	PARTS BOR/SINK MACHINERY	240990	2251453	141631	1939223
843149	PART MACH HEAD 84.26.84.29-30	707910	4008760	269745	3012153
843210	CHISEL PLOUGHS		1685		1916
843221	DISC HARROWS	5422	6656	7639	24211

Contd.

10.11 Imports by Economic Categories (Detail)

(In Thousand Rupees)				
I t e m s	February, 2019	From July, 2018	February, 2018	From July, 2017
843229	CULTIVATORS		6933	9828
843231	NO-TILL SEEDER,PLANTER,TRANS		12432	3314
843239	OTH SEEDER,PLANTER, TRANS	2413	11703	753
843241	MANURE SPREADERS		101	4886
843242	FERTILISER DISTRIBUTORS		2763	107
843280	ROTAVATORS	73288	513284	15448
843290	PARTS AGR HERTICULTURAL MACHIN	26010	281678	23176
843311	LAWN MOVER PARKS/SPORTS GROUD	8608	11928	798
843319	OTH MOVER LAWN PARKS SPORTGOOD	903	9130	3758
843320	OTH MOWERS INCLUDING CUTER BAR		13613	100
843330	OTH HAYMAKING MACHINERY	1346	11887	456
843340	STRAW BALER INCL PICK-UP BALER	14141	88785	3393
843351	COMBINE HARVESTER-THRESHERS	137069	1166642	121768
843352	OTH THRESHING MACHINERY	2334	4093	
843353	ROOT/TUBER HARVESTING MACHINES	2122	2122	
843359	OTH HARVESTING MACHINES	191935	602410	145425
843360	MACH CLEAN SORT EGG FRUT AGPRO		400493	24049
843390	PARTS MACH CLEAN/SORT EGG ETC	14896	113062	6957
843410	MILKING MACHINES	40975	75946	14210
843420	DAIRY MACHINERY	4603	40411	55843
843490	PART MILKING/DAIRY MACHINERY	9457	64254	14585
843510	MACH FOR BEVERAGE MANUFACT	84597	89119	269
843590	PART OF JUICE EXTRACTING MACHI		16178	7110
843610	MACHRY PREP ANIMAL FEED STUFS	231132	864736	35680
843621	POULTRY INCUBATORS & BROODERS	42427	329132	392
843629	OTH POULTRY KEEPING MACHINERY	378807	3250015	263960
843680	OTH MACHINERY		20345	6555
843691	PARTS POULTRY KEEP MACH BRODER	6422	55373	2576
843699	OTH PARTS AGRI/HORT MACHINERY	23583	160399	11395
843710	MACH CLEAN SORT GRAD GRAIN/VEG	38523	782212	24474
843780	OTH MACH FOR CEREALS	51762	649559	40411
843790	PARTS MACHINE USE MILLINDUSTRY	35897	403167	40778
843810	BAKERY MACH MFG MACARONI SPGTI	186095	1742561	416720
843820	MACH MANU CONFECTIONERY COCA	4556	361077	102439
843830	CRSUHERS FOR SUGARCANE	882	41701	8035
843840	BREWERY MACHINERY		149	275
843850	MACH PREPARATION MEAT/POULTRY	5567	275964	4181
843860	MACH PREP OF FRUITS/NUTS/VEG.	3233	435385	349
843880	OTH MACH FOR CEREAL FOOD MANF	196354	1083965	139377
843890	PARTS MACH H-84383000&84384000	43569	460543	38924
843910	MACHINERY M/PULP FIBROUS MATA	1446	95697	5748
843920	MACHINERY MAKE PAPER P/BOARD	12928	253829	
843930	MACHINERY FINISH PAPER P/BOARD	267280	360032	4731
843991	PARTS MACHIN PULP FIBROSMATERL	5604	64410	572
843999	OTH PARTS MACHIN PAPER P/BOAD	159019	859070	23960
844010	BOOK-BIND&BOOK-SEWING MACHIN	4895	59720	7120
844090	PARTS BOOK BINDING MACHINERY		887	77
844110	CUTTING MACHINES	142517	822668	35369
844120	MACH MAKE BAGS SACKS/ENVELOP		32501	763681
844130	MACHI MAKE CARTONS BOX TUBE	5253	67897	22204
844140	MACH MOULDING ARTI PAPER PULP	4220	175424	29940
844180	OTH MACH FOR MAKING P&P/BOARD	31621	247184	5917
844190	PART MAC H-8441.1000,8441.4000	19891	196030	60002
844230	PRINTING MACH, APATUS&EQUIPMEN	357	67592	17698
844240	PARTS OF THE FOREGOING MACH	4652	15623	
844250	PLATE ,CYLINDER/PRINT COMPONE	6320	112277	4738
844311	OFF SET PRINT MACHIN REELFED	1858	24226	10353
844312	SHEET FED,OFFICE TYPE S-22&36	1284	4312	8131
844313	OTH OFFSET PRINTING MACHINERY	71305	1467556	19477
844314	LETTERPRESS PRI-MACH REEL FED		21502	42
844315	LT-PRESS P-MACH O/T R-FED,FLEX	2263	26224	
844316	FLEXOGRAPHIC PRINTING MACHIN	416106	673847	15439

Contd.

10.11 Imports by Economic Categories (Detail)

		(In Thousand Rupees)			
Items	February, 2019	From July, 2018	February, 2018	From July, 2017	
844317	GRAVURE PRINTING MACHINERY	13254	656583	337065	541739
844319	HOT STAMPING MACHINES	393438	3330010	411912	2576779
844331	FAXPRINTERS & COPIERS COMBINED	34465	410322	46237	364782
844332	DOT MATRIX PRINTER FOR DP MACH	126832	1233450	118706	1314069
844339	PHOTOCOPYING APPA FOR DP MACH	80412	779162	109525	815702
844391	PART P-MACH PRINT BY PLATE/CYL	51008	274966	17972	181756
844399	AUTOMATIC DOC FEEDER OF COPIER	92996	1084512	137604	890974
844400	MAC EXTRUD CUT M-MADE TEX-MATE		452614	169801	308807
844511	CARDING MACHINES	282926	1986612	72225	1169613
844512	COMBING MACHINES		450928	113818	905575
844513	DRAWING /ROVING MACHINES	69735	1345177	77607	1374012
844519	OTH BLOW ROOM MACHINERY	107438	1216005	27961	798828
844520	TEXTING SPINNING MACHINES	416126	7637959	330534	6237417
844530	TEXTILE DOUBLING OR TWIST MACH	197494	891267	74183	385705
844540	WEFT WINDING MACHINE	77094	1734651	332694	2652120
844590	OTH MACH, TEXTILE FIBRE	181530	2704376	90068	2262843
844610	WEAVING MACH FAB WD-NOT>30CM		9308		6035
844621	POWER LOOM WEAV FAB EXCED 30CM		32557	140	20070
844629	OTH WEAVING MACHINES(LOOMS)	90890	546321	54968	787179
844630	WEAV MACH FAB >30CM SHUTTLES	392628	4768809	708829	4368014
844711	CIRCULAR KNIT MACH DIA-165MM	153588	1682087	153858	696621
844712	CIRCULAR KNIT MACH DIA>165MM	60649	618710	21372	511247
844720	FLAT KNIT MACH STITCH-BONDING	112812	314625	19147	197118
844790	MULTI HEAD EMBROIDERY MACHINES	357985	3961897	582039	4753325
844811	DOBBIES JACQUARD COPY ETC MACH	19777	313108	4772	162767
844819	OTH AUXILARY MACHIN HD84.44-47	126746	952281	61057	1139201
844820	PARTS&ACCESORIES MACH H-84.44	30203	123418	14599	92511
844831	TOPS & FLATS CARD CLOTHING	115033	1017749	99243	803156
844832	PART ACCESORY MACH TEXT FIBRE	11013	60154	4934	50859
844833	SPINDLE FLYER RING TRAVLLERS	96985	995557	112566	829303
844839	OTH PARTS&ACCESSORIES 84.45	180821	1373299	190629	1313437
844842	REEDS FOR LOOMS	12169	139480	6827	186089
844849	SHUTTLES	80929	620574	51184	487838
844851	SINKERS NEEDLES & OTH ARTICLES	17371	216282	33951	361779
844859	PART ACCESSORY MACH HEAD 84.47	32276	247038	47350	294488
844900	MACH MFG FINISH NON WOVENS	75995	195134	265	66376
845011	WASHING MACH FUL-AUTO NOT>10KG	60450	490094	56055	861081
845012	O-MACH BUILT-CENTRIFUGAL DRIER	652	35995	17481	124124
845019	O-MACH DRY LINE CAPA -NOT>10KG	3003	147193	18364	112197
845020	MACHINE DRY LINE CAP EXCE10KG	8236	57173	7087	75922
845090	PARTS FOR H/HOLD WASH MACHINE	32366	510205	26111	201061
845110	DRY-CLEANING MACHINES	166131	394217	2377	52320
845129	OTH DRYING MACHINES	77024	851797	20711	778406
845130	IRONING MACHINES & PRESSES	14201	128963	31145	144717
845140	WASHING MACHINE	199370	2776131	243405	1912928
845150	REELING UNREEL FOLDING ETC MAC	99737	430443	20393	293192
845180	COATING/ LAMINATING MACH	183975	3420160	302547	4414825
845190	PARTS FOR DRY CLEAN/DYING MACH	34351	334445	41494	359415
845210	SWING MACH H-HOLD CKD/SKD COND	11657	91430	13095	158687
845221	AUTOMATIC UNITS SEWING MACHINE	32426	153607	3248	190867
845229	OTH SWING MACHINES	427022	3067588	220853	2005544
845230	SEWING MACHINE NEEDLES	16894	130364	7419	102457
845290	FURNITURE,BASES COVER SEWI MAC	44606	305834	27155	253114
845310	MACH PREP,TANN HIDE,SKIN LEAT	18265	182361	53993	375253
845320	MACH MAKING/REPARING FOOTWEAR	26358	314683	20590	316221
845380	OTH MACH REPAR H-SKINS/LEATHER	638	24742	1413	29732
845390	PARTS OF MACH TANNING,FOOTWEAR	18203	95875	17063	91413
845410	CONVERTERS	710	1238	909	11332
845420	INGOT MOULDS & LADLES	1555	55119		14824
845430	CASTING MACHINES	48986	889797	55694	621341
845490	PARTS OF CONVERTERS LADLES ETC	34268	236600	33651	162972
845510	TUBE MILLS	3700	197622	4467	118217

Contd.

10.11 Imports by Economic Categories (Detail)

(In Thousand Rupees)					
I t e m s	February, 2019	From July, 2018	February, 2018	From July, 2017	
845521	HOT/COMBIN HOT&COLD ROLING MIL	69408	900706	64302	844329
845522	COLD, ROLLING MILLS	125191	2592847	1149332	1454344
845530	CAST IRON ROLE DIA NOT>91.44CM	213369	1364325	16431	263401
845590	OTH PARTS METAL ROLLING MILLS	29822	345280	23154	131226
845611	MACH OPERATED BY LASER	16417	297274	20923	86789
845612	MACH OPERATED BY PHOTON BEAM		63592		38381
845620	MACH FOR DRY-ETCHING PATTERNS	3136	8758		23408
845630	MA-TOOL OPER ELECTRO DISCHARGE	766	74418	2939	28948
845640	MA OPER BY PLASMA ARC PROCESS	2332	5616		
845650	WATER-JET CUTTING MACHINES		475		
845690	O-MAC TOOL FOR REMOVAL OF MAT	10433	107312	1125	26496
845710	MACHING CENTRE FOR WORK METAL	89361	478283	18699	240348
845720	UNIT CONSTRUCTION MACH(SINGLE)		3823		37147
845730	MULTI-STATION TRANSFER MACH	1786	15499	662	23999
845811	HORIZONTAL LATH NUMERICL CONTROL	6351	95091	17115	169024
845819	OTHER, HORIZONTAL LATHES	42157	324743	12471	262587
845891	OTH LATHES NUMERICALLY CONTROL	27501	110695		147652
845899	OTH LATHES FOR REMOVING METALS	25814	132278	14267	463580
845910	WAY TYPE UNIT HEAD MACHINES	430	13037	2846	21267
845921	OTH DRILL MACH NUMERICAL CONT	1332	33803	372	5675
845929	DRIL MACH CAP62MM IRON50MM STL	27086	140606	29717	208245
845931	OTH BOR/DRIL MACH NUMERI CONTR	7674	27115		7445
845939	VERTCAL BOR,MILING MACH CP25MM	7605	86027	7923	120381
845941	OTH BROING MACH NUMERCAL CONT	1611	15733	1121	14189
845949	OTHER BORING MACHINES		7573	11	142440
845951	MILLING MACH KNEE TYPE N.CONTR	147	2949		9428
845959	MILL MACH W TRAVERSER =<300MM	5228	41368	7304	49800
845961	OTH MILLING MACH NUMERCAL CONT	12058	68755		7083
845969	VERTICAL TURRET MILLING MACHIN	23769	116777	11093	128390
845970	OTH THREAD/TAPPING MACH N.CONT	2422	42411	6449	20581
846012	F.SURFACE GRIND MACH NUM CONTR	283	840		
846019	OTH F.SURF GRIND MAC AXIS0.01M	16226	61495	1857	48150
846023	CYLINDRICAL GRI MAC, NUM CNT		6247		
846029	OTH GRIND MACH AXIS 0.01MM	2990	17435	1894	25413
846031	SHARPENING MACH NUMERCAL CONTR		280		56
846039	OTH SHARPENING MACH-TOOL	8424	9739	359	21317
846040	HONING OR LAPPING MACHINES	3151	22024	1725	42763
846090	BENCH TYPE GRINDING MACHINE	17180	73342	4806	320030
846120	SHAPING MACH STROKE UPTO 45 CM	609	26791	1469	23830
846130	BROACHING MACHINES	1387	11962		1744
846140	GEAR CUTTING,GRIND/FINISH MACH	672	53652	8718	92494
846150	HACKSAW MACH D17.5CM,BLADE45CM	45816	194283	16871	261333
846190	OTH MACH TOOL FOR METAL WORK	1364	40118	3350	60006
846210	FORGING/DIESTAMPING MAC N-CONT	150793	486059	4217	89106
846221	BEND,FOLD,ETC MACH NUM CONTROL	10647	195523	8739	48558
846229	OTH BENDING,FOLDING MACH	16323	354917	47158	262861
846231	SHEARING MACH NUMERICAL CONTRO		11615		6108
846239	OTH SHEARING MACH	2909	67062	31854	96056
846241	PUNCH/NOTCH MACH NUM CONTROLLED	13173	89922		11317
846249	OTH PUNCHING/NOTCHING MACH	26064	182363	30598	303932
846291	HYD PRESS PRESUR < 60.963 MT	53269	761574	53585	283756
846299	OTH PRESSES FOR WORK METAL	287186	688394	16391	398107
846310	DRAW-BENCH FOR BARS,TUBES WIRE		35226		82770
846320	THREAD ROLLING MACHINES	11146	24178	620	30921
846330	MACHINES FOR WORKING WIRE	4806	100708	4832	102648
846390	OTH MACH TOOL WORKING METALS	8848	135342	53554	202190
846410	SAWING MACHINES	510	50695	5527	78170
846420	GRINDING MACHINES	4401	109393	6193	145362
846490	OTH MACH TOOL WORK STONE/CER/C	17007	265719	27959	553679
846510	MACHINE FOR MECHANIC OPERATION		10835		1348
846520	MACHINE FOR MACHINING CENTRES		830		
846591	HACKSAW MACH W BLADE< 54.7CM	5529	57739	2679	20193

Contd.

10.11 Imports by Economic Categories (Detail)

(In Thousand Rupees)				
Items	February, 2019	From July, 2018	February, 2018	From July, 2017
846592	PLANING,MILLING, MOULD MACH	325	10040	9421
846593	GRINDING SANDING POLISHING MAC	4558	52544	859
846594	BENDING OR ASSEMBLING MACHINES	1250	28204	11082
846595	DRILLING OR MORTICING MACHINES	615	2873	25271
846596	SPLITING SLICING PARING MACH	3296	32203	49
846599	OTH MACH TOOL FOR WOOD CORKETC	19329	159177	21432
846610	TOOL HOLDER SELF OPEN DIEHEAD	9129	27367	1441
846620	WORK HOLDERS	1241	7670	331
846630	DIVIDING HEAD & ATTACH M-TOOL	688	3721	1934
846691	OTH PART FOR MA-TOOL H.84.64	4648	34698	880
846692	OTH PART FOR MA-TOOL H.84.65	9689	67041	6270
846693	PART MAC H-8458,8459,8460,8461	29066	133954	10538
846694	PAR H-8462.1090,.9110,84659110	4922	228790	26874
846711	PNEUMATIC ROTARY TYPE TOOLS	1138	9537	2177
846719	OTH PNEUMATIC TOOLS FOR WORK	9346	105785	1947
846721	DRILL W ELEC MOTOR OF ALL KIND	28578	219562	28812
846722	SAWS SELF CONTAINED ELE-MOTOR	4617	35954	3920
846729	OTH TOOL WITH ELECTRIC MOTOR	102983	577610	75967
846781	CHAIN SAWS	2013	40016	8656
846789	OTH TOOL WORKING IN HAND	321084	887234	12879
846791	PARTS OF CHAIN SAWS	6253	39454	2807
846792	PARTS OF PNEUMATIC TOOLS	4206	18582	595
846799	OTH PART TOOL WOR IN THE HAND	20474	150484	19274
846810	HAND HELD BLOW PIPES		1211	225
846820	OTH GAS-OPERATED MACH APPARATU	3168	70002	5324
846880	OTH MACH FOR SOLDER,BRAZING	1259	49303	16820
846890	PARTS FOR SOLDERING,BRAZIN MAC	3779	45519	6663
847010	ELEC CALCULATOR,DATA REC MAC	54435	310440	26052
847021	CALC. MACH W PRINT DEVICE	33	83	27
847029	OTH ELECTRO CALCULATING MACHIN		776	424
847030	OTHER CALCULATING MACHINES		473	262
847050	CASH REGISTERS	62	52729	18091
847090	OTH POSTAGE,TICKET ISSUE MACH	959	233893	9556
847130	LAPTOP COMPUTERS,NOTEBOOKS	2065689	21495675	2712903
847141	MICRO COMPUTERS	30730	177775	27100
847149	OTH DVP MACH IN FORM OF SYSTEM	32025	1778956	73114
847150	PROCESSI UNIT O/T,H-8471.41,49	688018	4725014	308483
847160	KEY BOARDS	174404	1566370	81605
847170	FLOPPY DISK DRIVE	80483	1050497	200936
847180	C.D.ROM WRITER	129015	540659	46168
847190	CONTROL UNITS	28066	403975	31488
847210	DUPLICATING MACHINES		1480	508
847230	SORTING/FOLDING/AFFIXING MACH	2604	2912	11889
847290	AUTOMATED TELLER MACHINES(ATM)	490132	2006842	276332
847321	PART CALC MACH H-8470.10.21.29		83	77
847329	OTH PARTS OF MACH H-84.70	3691	9144	2183
847330	CASING COMPUTER W POWER SUPPLY	159535	1604472	80717
847340	PARTS/ACCESS MACHINE HEAD84.72	32665	314644	26061
847350	PARTS/ACCESS MAC HD84.69-84.72	206	1959	19
847410	SORT/SCR/SEP/WASH CEMENT IND	9679	207831	74840
847420	CRUSH/GRIND MACH,CEMENT INDUS	623129	5720069	202481
847431	CONC/MORT MIXER FOR CEMENT IND	45277	723659	122702
847432	MACH FOR MIX MINE&BITME>150T/H	25254	217188	41468
847439	OTH MACH MIX MINERAL W-BITUMEN	559041	580196	5617
847480	HYD PRESS F CERAMIC IND>80 TON	1636387	11593043	1226465
847490	PARTS CRASH/ MIX/HYD PRES MACH	150388	1365107	332416
847510	MACH FOR MAKING ELEC LAMP/TUBE	968	7701	45348
847521	MACH FOR MAKING OPTRICAL FIBRE		45	3161
847529	OTH GLASS WORKING MACHINES	11465	456606	400736
847590	PARTS OF MACHINES H-NO.84.75	100510	404343	18469
847621	BEVERAGE/VENDING MA W REFRIG		8558	528
847629	OTH,AUTOMA BEVERG-VENDING MACH	872	6066	351

Contd.

10.11 Imports by Economic Categories (Detail)

(In Thousand Rupees)				
I t e m s	February, 2019	From July, 2018	February, 2018	From July, 2017
847681	OTH MACH HEATING/REFRIG,DEVICE	160	1952	38426
847689	OTH MACH INCL MONEY CHANG MACH		5689	2861
847690	PARTS OF MACH HEADING 84.76	137	529	8302
847710	INJECTION-MOULDING MACHINES	476125	3648920	628344
847720	EXTRUDERS	158077	1591937	41396
847730	BLOW MOULDING MACH CAP>0.22LT	67758	834500	163082
847740	VAC MOLD/THERFORM MACH=0.228LT	107479	249150	31663
847751	MACH MOULD PNEUMATIC TYRE,TUBE		9476	812
847759	OTH MACH FOR MOLDING/FORMING	60	24573	5454
847780	OTH MACH FOR WORKING RUB/PLAST	942712	3944634	226701
847790	PARTS OF MACH,WORKING RUB/PLAS	215134	1075716	146785
847810	MACH FOR REPAIRING TOBACCO	217626	1787665	130986
847890	PARTS OF MACHINES OF H-84.78	45107	314352	25301
847910	ASPHALT PAVERS	44080	746563	253586
847920	MACH FOR EXTRACT/PREP FATS/OIL	104053	1822763	21916
847930	PRESS PARTICAL/FIBRE BOARD ETC	93453	175419	27802
847940	ROPE OR CABLE MAKING MACHINES	746	108200	1004
847950	INDUSTRIAL ROBOTS(N.E.S.)		602671	12477
847960	EVAPORATIVE AIR COOLERS	139970	448190	68666
847971	PASSE BOARD BRIDGE.AIRPORT USE	729	11541	18177
847979	OTH PASSENGER BOARDING BRIDGES	673	14103	
847981	MA FOR TREATING METAL/FLE WIRE	73461	766217	78854
847982	MATCH MAKING MACHINES	79074	3549667	326116
847989	FASTENING/THREAD SUCKING MACH	2782068	17240019	815378
847990	PART OF MA H- 8479.20.60.82.84	276858	1918522	154144
848010	MOULDING BOXES FOR MET FOUNDRY	54151	91309	1052
848020	MOULD BASES	12458	116831	6178
848030	MOULDING PATTERNS	1911	10831	508
848041	INJECTION OR COMPRESSION TYPES	7204	115257	11494
848049	OTH, MOULDS FOR METAL/CARBIDES	19834	428079	10882
848050	MOLULDS FOR GLASS	27327	170864	11843
848060	MOULDS FOR MINERAL MATERIALS.	34123	273248	105156
848071	INJECTION OR COMPRESSION TYPES	266799	1359813	71181
848079	OTH MOULDS FOR RUBBER/PLASTICS	277394	2238491	232023
848110	PRESSURE-REDUCING VALVES	126316	1259276	70695
848120	VALVES,OLEOHYD/PNEUMATIC TRANS	20412	245623	20986
848130	CHECK (NONRETURN) VALVES	97299	2426245	87489
848140	SAFETY OR RELIEF VALVES	389083	1197391	55365
848180	COCK FUEL TANK FOR AGR-TRACTOR	935247	12315347	1099353
848190	PARTS OF APPLICANCE H-NO.84.81	222638	1929078	210248
848210	BALL BEARINGS.	618929	5057351	597837
848220	TAPERD ROLLER BEARING INC CONE	59311	706691	47112
848230	SPHERICAL ROLLER BEARINGS	45247	390155	62770
848240	NEEDLE ROLLER BEARINGS	4582	137897	18101
848250	OTH CYCLINRICAL ROLLER BEARING	23929	264786	30548
848280	OTH COMBINED BALL/ROLLER BEAR	30705	463777	30481
848291	BALLS, NEEDLES/ROLLERS PARTS	43770	286351	27876
848299	RINGS FOR BEARINGS	45961	431575	44620
848310	DIFFEREN SHAFT/PART AG-TRACTOR	318029	2755783	301286
848320	BEARING HOUSING-BALL/ROLR BEAR	12425	111597	13889
848330	PLAIN SHAFT BEARING VEH H-87	147919	1602402	195813
848340	GEAR BOXES/S-CHANG AG-TRACTOR	344927	3853840	365268
848350	FLYWHEELS M-CARS H-8703,4,11	25091	183944	21482
848360	CLUTCHES	68274	983130	100031
848390	TOOTHED WHEELS ETC AGR-TRACTOR	71323	577599	51164
848410	SPIRAL WOUNDS	78008	732793	82132
848420	MECHANICAL SEALS OF VEH CH-87	100454	619331	121037
848490	OTH GASKET&SIMI JOINT DISSIMIL	97154	994087	106984
848620	MAC FOR MANUF S-COND,I-CIRCUIT		1463	417
848630	MACH FOR MANUF FLAT PANEL DISP		887	16
848640	MACH FOR MANU OF I-CIRCUIT,NES		1744	
848690	PARTS&ACCE OF MACH MANU S-COND		2881	2

Contd.

10.11 Imports by Economic Categories (Detail)

		(In Thousand Rupees)			
Items	February, 2019	From July, 2018	February, 2018	From July, 2017	
848710	SHIPS/BOATS,PROPELLERS&BLADES		4196	133	6371
848790	OTH OIL SEALS FOR VEHICL CH-87	92960	832567	51905	365999
850110	ELEC MOTOR OUTPUT NOT>37.5.WAT	208410	1085215	181652	937474
850120	UNIVERSAL AC/DC MOTOR >37.5 W	175010	868379	185241	899854
850131	PHOTOVOLTAIC GEN.WIT PHOTOCCEL	28653	342964	31855	358267
850132	PHOTOVOLTAIC GENERATORS	56640	217652	6027	60677
850133	OTH DC MOTO/GEN 0-P-75KW-375KW	11424	325642	2405	26147
850134	OTH DC MOTOR/GEN OUTPUT >375KW		344605		144825
850140	OTH AC MOTOR S/PH O-P NOT>60W	374656	1817524	283359	1899374
850151	SUBMERSIBLE MOTOR O-P NOT>750W	129836	1099132	59351	443481
850152	AC MOTORS,OUTPUT-750W-75KW	183639	1664743	203326	1880402
850153	AC MOTORS OUTPUT-75KW-375KW	62960	725073	98783	1307965
850161	AC GENERATORS OUTPUT NOT>75KVA	49258	419780	65422	360855
850162	AC GENERATORS OUTPUT-75-375KVA	15478	157162	21114	200712
850163	AC GENERATOR 0-P-375KVA-750KVA	901	25667	2111	52957
850164	AC GENERATOR O-PUT 750-1100KVA	27	251219	52700	612723
850211	EL GENA SET(DIES ENG)NOT>5KVA	146037	3321154	214065	1553262
850212	GENER SET(DIESEL)OP- 75-375KVA	63250	1717373	136739	1811237
850213	GENER SET(DIESEL)-375-1100KVA	421714	3709140	597323	4584723
850220	GENER SET(SP-ING ENG)OP>375KVA	1379354	3185427	13797	4150557
850231	GENERATING SETS,WIND POWERED	63418	2180841	7886136	44276297
850239	OTHER GENERATING SETS	1388750	8304811	1982432	14472610
850240	ELECTRIC ROTARY CONVERTERS.		1743		352
850300	PARTS OF MACHINE HEAD 85.01	214080	6532325	127732	5016620
850410	BALLAST FOR DISCHARG LAMP/TUBE	11779	66408	26135	113112
850421	LIQ DI-ELE TRANSFOR-NOT>650KVA	4807	458519	6687	146000
850422	LIQ D-E T/FORMER-650-10000KVA		78575	100552	789845
850423	LIQ DI-ELE T/FORMER >10000KVA	578639	4802179	1118070	6005365
850431	OTH TRANSFORMER-PHC-NOT>1 KVA	63823	604572	64290	726364
850432	OTH TRANSFORMER-PHC-1KVA-16KVA	11927	50846	4272	116791
850433	OTH TRANSFORMER-PHC-16-500KVA	9581	476401	92019	1024799
850434	OTH TRANSFORMER-PHC>500 KVA	53305	760304	258921	5155937
850440	UPS OF POWER RATING UPTO-15KVA	1455062	11623089	810756	9654920
850450	OTHER INDUCTORS	8862	1533504	8114	554764
850490	ON LOAD TAPE CHANGER TRANSFORM	66077	640338	128704	1389214
850511	PERMANENT MAGNET&ARTI OF METAL	40781	193896	32608	132243
850519	OTH PERMANENT MAGNETS&ARTICLES	31269	336858	30625	220968
850520	EL-MAGNET COUPLING,CLUTCH ETC	15132	50272	2217	24909
850590	OTH EL-MAGNET INC/PART HD85.05	17238	100006	11576	164728
850610	MANGANESE DIOXIDE P/CELL&BATT	107776	770565	100948	744523
850630	MERCURIC OXIDE P/CELL&BATTERIES		49		34
850640	SILVER OXIDE P/CELL&BATTERIES				45
850650	LITHIUM PRIMARY CELL&BATTERIES	43709	346943	35053	242441
850660	AIR ZINC PRIMARY CELL&BATTERIES	1758	5629	919	7819
850680	OTHER PRIMARY CELL&BATTERIES	59018	373531	37648	372679
850690	BRASS CAP FOR DRY BATTERY CELL	2386	21956	4965	26156
850710	MEANT M-CARS H-87.03&VEH-4,11	889	37974	31724	127024
850720	LEAD-ACID BATTERY FOR TELE EXCH	432229	4260271	404766	4269504
850730	NICKEL-CADMIUM ACCUMULATORS	27703	91067	40	27015
850740	NICKEL-IRON ACCUMULATORS			36	134
850750	BATTERIES NICKEL-METAL HYDRIDE	141	15513	679	11480
850760	BATTERIES LITHIUM-ION	241296	1003907	65769	302553
850780	OTHER ACCUMULATORS	72108	328030	19572	205875
850790	PARTS EL-ACCMOLATOR INCL SEPR	33408	309950	20097	229792
850811	VACUUM CLEANER POWER NOT>1500W	19861	119978	7338	68526
850819	OTH VACUUM CLEANERS SELF MOTOR	3665	39260	7530	38620
850860	INDUTRIAL VACUUM CLEANER	3118	47025	3833	18250
850870	PARTS OF VACCUM CLEARNERS	93	9794	359	4162
850940	FOOD GRINDERS- DOMESTIC	53503	565906	49361	495209
850980	OTH DOMESTIC APPLIANC	14033	102399	7001	56751
850990	PARTS DOMESTIC APPLIAN	58694	426138	60098	425848
851010	SHAVERS SELF CONTAINED EL-MOTO	5328	112613	9738	75257

Contd.

10.11 Imports by Economic Categories (Detail)

		(In Thousand Rupees)			
Items	February, 2019	From July, 2018	February, 2018	From July, 2017	
851020	HAIR CLIPPERS SELF CON EL-MOTO	6164	28749	4621	83350
851030	HAIR-REMOVING APPLIANCES	5042	31079	4844	68061
851090	PART OF SHAVER/CLIPPER/REMOVER	3228	25261	2481	9831
851110	SPARKING PLUGS	153582	1184152	76927	840955
851120	MAGNETO FOR VEH OF HEAD-8711	4733	53322	8834	73742
851130	IGNITION COILS FOR VEH, H-8711	7239	212443	53031	329211
851140	SARTERS AG-TRACTOR-H-8701.9020	11176	218476	17053	176433
851150	ALTERNATOR ASSEMBLY AG-TRACTOR	8127	55800	2375	55011
851180	HEATER/GLOW PLUGS- AGR-TRACTOR	6827	63886	9589	61995
851190	ALUM CASTED DISTRI CASE M-CARS	198714	1181504	149664	861339
851210	LIGHTS SIG EQUIP BICYCLE USED	116	407	49	1607
851220	HEAD LIGHT M-VEH H-8703,8711	248215	2316043	272430	1691870
851230	SOUND SIGN EQU VEH H-8703,4,11	18027	157686	18600	183245
851240	WIPER ARM,BLA CAR-H-8703 V-3,4	8730	47923	2581	39613
851310	MINER'S SAFETY LAMPS	126532	1088410	121817	1169723
851390	PARTS OF MINERS SAFTY LAMPS	9746	11402	355	4121
851410	RESISTANCE HEAT FURNANCE/OVEN	1848	48562	15631	82260
851420	FURIOVE BY INDUCTION/DIELE LOS		567441	6031	254477
851430	OTH FURNANCES AND OVENS	156725	1052568	107716	935891
851440	OTH IND/DI-EL HEATING EQUIPMNT	46320	185980	4274	194836
851490	PARTS OF INDUS/LAB FURN & OVEN	19782	200071	10869	107278
851511	SOLDERING IRONS AND GUNS	9939	91976	3841	51075
851519	OTH BRAZING/SOLDER IRONS&GUNS	24271	245148	19978	146019
851521	MACHINES,RES WELDING OF METAL	6532	33453	79172	108933
851529	OTH MACH RES WELDING OF METAL	7917	91632	4289	130852
851531	MACH ARC WELDING METAL F/AUTO	1892	39972	3995	57782
851539	OTH MACH/APP ARC WELDING METAL	52416	451225	46626	628177
851580	OTH MACH/APP HOT SPRAYING METL	15606	253246	8700	107322
851590	PARTS(OF HEADING NO.85.15)	46620	413868	29430	143148
851610	ELE INSTANEOUS/IMERSION HEATER	1982	46613	1953	70279
851621	STORAGE HEATING RADIATORS		8848	3244	19799
851629	OTH ELE SPACE/SOIL HEATNG APPA	6013	268939	4400	184904
851631	HAIR DRYERS	19028	74132	5603	41180
851632	OTHER HAIR DRESSING APPARATUS	7810	55210	4951	42214
851633	HAND DRYING APPARATUS	1157	5550	1376	8814
851640	ELECTRIC SMOOTHING IRONS	12685	125552	16056	147388
851650	MICROWAVE OVENS	6253	55994	8472	155964
851660	ELECTRIC OVEN	24269	290370	36339	295365
851671	ELECTRIC COFFEE OR TEA MAKERS	12081	49943	3693	47788
851672	ELECTRIC TOASTERS	7973	86510	7052	41891
851679	INSECT KILLER	8326	217692	33305	203239
851680	ELEC HEATING ELEMENT REFRIG	21179	183818	44555	182716
851690	PARTS EL-THERMIC APP H-85.16	55554	1246446	116031	1121931
851711	LINE TELEPHONE CORDLESS H-SETS	5583	43348	6651	83144
851712	CELLULAR MOBILE PHONE	7534454	63067411	7707893	56848792
851718	VIDEO PHONE FOR CEL/W-LESS NET	9744	102090	15603	116792
851761	BASE STATIONS FOR WIRELESS N-W		8336	398486	2927460
851762	VOICE FREQUECY TELEGRAPHY MACH	5035087	26431925	1923461	20000332
851769	ISDN SYSTEM	517012	6953091	1815362	6949416
851770	PARTS OF NETWORKING EQUIP	1335301	6560162	463655	5042760
851810	MICROPHONE FREQ 300 HZ-3.4 KHZ	12548	87751	11677	79597
851821	SINGLE L/SP MOUNTED IN ENCLOUR	35190	266995	36299	292452
851822	MULIPLE L/SP MOUNTED IN ENCL	71234	378005	22839	163157
851829	L/SP W/OUT HOUS FREQ300-3.4KHZ	144494	747990	69565	680772
851830	HEAD/EAR/MICRO PHONE SPEAK SET	90586	659258	68420	541300
851840	AUDIO FREQUENCY ELEC.AMPLIFIER	12654	61607	11844	56004
851850	ELECTRIC SOUND AMPLIFIER SETS	13007	61810	5889	52898
851890	PARTS & ACCESSORIES HEAD 85.18	18030	121371	17122	108663
851920	APPA OPERATED BY COINS,BANKNOT	106	2360		
851930	TURNTABLES (RECORD-DECKS)		79		124
851950	TELEPHONE ANSWERING MACHINES	50665	50665	124	124
851981	DUBBING SYSTEM OF FILM STUDIOS	9859	10462	147	8275

Contd.

10.11 Imports by Economic Categories (Detail)

(In Thousand Rupees)					
Items	February, 2019	From July, 2018	February, 2018	From July, 2017	
851989	OTH COMPACT DISK PLAYERS	7695	61874	3613	39304
852110	V.C.R	11418	57055	5754	64922
852190	LASER VIDEO DICS PLAYER	19828	135917	23397	148482
852380	DATA/SOUND RECORDED AUTO.DPM	29336	98530	37818	586774
852550	RADIO BROADCAST TRANSMITTER	219	63009	2627	77080
852560	BLUE TOOTH CONN TO DP MACHINE	28728	507780	33395	422776
852580	CLOSE CIRCUIT TV CAMERAS	200424	1076020	127364	1809916
852610	RADAR APPARATUS	3462	200536	15649	357753
852691	RADIO NAVIGATIONAL AID APPARAT	44609	114929	33772	73550
852692	RADIO REMOTE CONTROL APPARATUS	365	5628	168	1903
852712	POCKETSIZE RADIOCASSETTE PLAYER	8	477		43
852713	OTH APPA COMB W/SOUND REC/PRO		49	357	5703
852719	OTH RECORDING/REPRODUCING APPA	4082	16839	124	19655
852721	OTH RADIO BRO-RECEIVER FOR VEH	12169	51870	7451	69320
852729	OTH SOUND REC/REPRO APPA VEH	24374	143813	14390	136253
852791	OTH APPA COMB W/SOUND REC/PRO	87	155		54
852792	APPA NOT COMB W-S-RECOR/REPROD				538
852799	MODEMS FOR SUND RECOD APPA	479	3050	1266	5421
852842	CRT MONITOR FOR AUTO DATA MACH	1287	7157	90	1367
852849	OTH CATHODE-RAY TUBE MONITORS	959	8246	3805	119127
852852	OTH MONITOR DATA PROCESSING S.	69088	694840	80385	422998
852859	OTHER MONITORS OF H-8471	38266	140585	22360	227825
852862	MULTIMEDIA PROJECTOR	19158	155647	23095	213098
852869	OTHER PROJECTORS FOR DP H84.71	354	27625	64	72073
852871	REC APPA-SATELLITE DISH RECEIV	14306	41479	28706	85948
852872	LIQUID CRYSTAL DISPLAY(LCD) TV	444399	4444461	704623	6497663
852873	OTH MONOCHROME RECEPTION-APPA		103		367
852910	PARTS ACCE CABLE,TV/SATA RECEV	22374	155577	27496	176798
852990	T.V. TUNERS	654298	3726950	222384	1606815
853010	EL-SIGNAL EQP RAILWAY/TRAMWAY		436907		3015358
853080	OTH SIGNAL EQP EL TRAFIC CONT	39084	246382	54608	1492758
853090	PARTS OF EQP HEAD 85.30	1676	43291	29925	67166
853110	BURGLAR/FIRE ALARMS/SIMIL APPT	42148	478642	176185	387223
853120	INDICATOR PANEL INCORP LCD/LED	15089	181363	17101	676621
853180	OTHER APPARATUS	27942	516121	43780	705246
853190	PANIC BUTTON	14887	720302	22404	164226
853210	FIX CAPACITO 50/60HZ CAP.5KVAR	2861	178315	65017	272120
853221	TANTALUM, FIXED CAPACITOR	895	2023	96	647
853222	ALUMINIUM ELECROLYTIC FIX CAP	1038	4542	226	7086
853223	CERAMIC DIELEC,SIN-LYR FIX CAP	1884	8584	4411	11157
853224	CERAMIC DIELEC MUL-LYR FIX CAP	6360	66100	4792	32973
853225	DIELECTRIC PAPER PLAS FIX CAP	1242	11432	4375	20430
853229	OTHER FIXED CAPACITORS	25717	254716	35651	234413
853230	OTH VARIA/ADJUST(PRE-SET) CAPA	1554	25742	2210	11358
853290	CAPACITERS DECKS WITH TERMINAL	3001	30507	4194	44889
853310	FIXED CARBON RES COMP/FILMTYPE	32134	159447	19748	111083
853321	OTH FIXED RES CAPACITY NOT>20W	766	5040	646	9967
853329	OTHER FIXED RESISTORS	10193	75020	46857	259250
853331	W/WOUND RESISTOR CAPA NOT>20 W	2069	18009	1826	12571
853339	OTH W/WOUND VARIABLE RESISTORS	6684	51635	2479	30247
853340	OTH VAR RES INCL REHEOSTATS	15576	118357	13289	110058
853390	PARTS FOR ELECTRICAL RESISTERS	585	3429	990	6842
853400	PRINTED CIRCUITS	221419	1076664	59842	354947
853510	FUSES FOR VOLTAGE >1000 VOTTS	1243	69027	1717	61252
853521	AUTOMA C-BRAKER VOT 17.5KV	366620	913857	38338	580745
853529	OTH AUTOMATIC CIRCUIT BRAKER	74070	491095	103551	1417411
853530	ISOLATING SWITCH UPTO 145 KV	9781	495841	101031	964166
853540	VOLTAGE LEMINTERS UPTO 245 KV	33277	571261	27240	296369
853590	ELEC APP SWITCHING CIR>1000VOL	42308	510958	110428	1377479
853610	FUSES FOR VOLTAGE <1000 VOLTS	8958	115808	27683	131848
853620	AUTO CIRCUIT BREAKER>10AMP	357696	2424093	285801	2325044
853630	OTH APP PROTECTING ELEC CIRCUL	113387	397965	4770	198239

Contd.

10.11 Imports by Economic Categories (Detail)

		(In Thousand Rupees)			
Items	February, 2019	From July, 2018	February, 2018	From July, 2017	
853641	RELAYS FOR VOLTAGE NOT>60V	16457	118004	10099	88750
853649	OTHER, RELAYS	84620	994594	109117	1411896
853650	PRESSURE SWITCHES	133247	1092133	98098	813550
853661	LAMP HOLDERS	6510	69805	8780	60406
853669	PLUGS&SOCKET PINS 16& ABOVE	245973	1538290	178295	1284013
853670	CONNECTORS FOR OPTICALFIBRES	3992	76439	3939	48593
853690	WAFER PROBERS ELECTRICAL	179641	1431777	126988	1636312
853710	FUSE BOX VEH H-8711NOT >1000 V	941963	9325411	964258	10876673
853720	BODIES,CONSOLE ETC VOLT>1000V	350692	2438422	830663	7660405
853810	BOARD,PANELS GOODS HEAD 85.37	47420	390480	62332	323868
853890	VACCUM INTERRUPTERS CIR.BRAKER	248171	2260325	365993	2140779
853910	SEALED BEAM LAMP UNITS	17145	121478	12076	132211
853921	AUTO BULBS	66782	334865	47362	358305
853922	OTH LAMPS 200W FOR VOLT>100V	5111	52729	6068	44915
853929	BULBS FOR AUTOMOTIVE VEHICLES	21017	237217	38337	336164
853931	ENERGY SAVING LAMPS	139720	820118	292105	2697241
853932	ENERG SAVING LAMP(MERCU/SODIUM	7637	64233	10248	101235
853939	OTH MERCURY/SOD VAPOR LAMP	1955	28561	1602	14841
853941	ARC-LAMPS (ELECTRIC)	158	4400	622	6147
853949	INFRA-RED LAMPS	10939	51345	23400	58010
853950	LED LAMP BULB	405078	4282303	684001	5150791
853990	TUNGSTEN FILAMENT&LEAD WIRE	270087	1137431	112901	575783
854040	DATA GRAP DISPL TUBE,COLO/MONO		14		4
854060	OTHER CATHODE-RAY TUBES				1292
854071	MAGNETRONS	3733	374144	44173	388639
854079	OTH,MICROWAVE TUBE,CARCINOTR		141		7840
854081	RECEIVER/AMPLIFIER VALVE TUBE		186		935
854089	OTHER VALVES ANA TUBES,N.S.	1313	2755		2278
854099	OTH PARTS OF HEADING NO.85.40		877	98	1878
854110	DIODES,OTH THAN PHOTSENSITIVE	59765	279244	30963	196862
854121	TRANSIS W-DISSPATION RATE<1W	7917	16187	968	7767
854129	OTH TRANSISTOR O/TH PHOTOSEN	12164	85859	7141	111663
854130	THYRISTORS DIACS AND TRIACS	2365	12169	1783	13985
854140	PHOTSENSITIV SEMICONDUCTOR DE	4134973	33039167	3890489	20595363
854150	OTH SEMICONDUCTOR DEVICES	2886	21976	968	41929
854160	MOUNTED PIEZO-ELECTRIC CRYSTAL	11782	76953	12083	59981
854190	PARTS OF APPARATUS OF H-85.41	1074	32787	4834	32806
854231	PROCESSORS & CONTROLLERS	44644	412850	37369	305710
854232	MEMORIES	1845	29061	1078	34408
854233	AMPLIFIERS	1503	30332	3066	37333
854239	OTH ELECTRO INTEGRATED CIRCUIT	133704	602292	82043	640538
854290	PARTS OF ELEC INTIGRAT CIRCUIT	25035	134337	16564	146455
854310	PARTICLES ACCELERATORS		21		163
854320	SIGNAL GENERATORS		13081	342	8204
854330	MACH APPA EL-PLATNG ELECTROLYS	24693	280762	4571	178616
854370	REMOTE CONTROL	505979	2494834	250838	2714348
854390	PART MACH 8543.1900&8543.2000	39483	296537	47789	315364
854411	ENAMELED COPER WIRE NYLON COVR	34504	283420	13930	249029
854419	OTHER WINDING WIRE OF COPPER	63704	428589	14250	615314
854420	CO-AXIAL CABLE & CONDUCTORS	139219	1671379	37964	829128
854430	WIRING/CABLE CAR/VEH-8703,4,11	16926	751227	27188	220322
854442	COMPUTER LEADS WITH CONNECTOR	154461	1524461	327452	1336975
854449	TELEPHONE CABLES	1106893	8058703	659140	5438893
854460	OTH EL CON FOR VOLTAGE >1000V	445714	5817311	499332	2959758
854470	OPTICAL FIBRE CABLES	174252	695081	103809	1484815
854511	ELECTRODES USED IN FURNACES	122479	670774	10934	207617
854519	OTHER ELECTRODES	2152	11351	1666	11473
854520	CARBON BRUSHES	3424	74261	3172	51732
854590	OTH CARBON MOTOR VEHI/TRACTOR	2857	25919	6077	37273
854610	EELECTRICAL INSULATOR OF GLASS		189		3321
854620	EELECTRICAL INSULATOR CERAMICS		340049	411243	1957614
854690	OTH ELE INSU OTH THN GLAS,CERA	2565	180448	22171	304920

Contd.

10.11 Imports by Economic Categories (Detail)

(In Thousand Rupees)					
Items	February, 2019	From July, 2018	February, 2018	From July, 2017	
854710	INSULATING FITTINGS OF CERMIC		126015	35148	206027
854720	INSULATING FITTINGS OF PLASTIC	1428	88731	1967	13560
854790	OTH INSULATING FITTINGS/PLAS/CERMIC	15655	507092	216693	570762
854810	BATTERIES PLATES		725720	141245	1395853
854890	OTH,PARTS ELE MACHINE/APP NES	1337	7754	685	4370
860110	RAIL LOCOMO POWERED ELECTRICIT				194
860120	RAIL LOCOMO POWERED ELE ACCUMU		27		
860210	DIESEL ELECTRIC LOCOMOTIVES	3883731	3883731		4796286
860290	OTH,RAIL LOCOMOTIVE,LOCOMO TEND				1480
860310	RAILWAY,TRAMWAY POWRD EXT ELEC			5737554	13443874
860400	RAIL/TRAMWAY MAINTENANCE VEHIC		487585	846448	2004252
860630	SELF DISCHARGING VANS,WAGONS				732478
860699	OTH RAIL,TRAMWAY GOOD VAN(NSP)				1077627
860711	DRIVING BOGIES&BISSEL-BOGIES		75		1202
860719	OTH INCL PARTS AXELS/WHEEL	658	210018	25	631825
860721	AIR BRAKES AND PARTS THEREOF		183198		32309
860729	OTH BRAKES LOCOMO&PATS THEREOF		696	59542	193010
860730	HOOCS,COUPLIN DEVICES,BUFFERS		3504		873
860791	OTHER PARTS OF LOCOMOTIVES	1093	1217246	280179	2435352
860799	OTH RAILWAY LOCOMOT STOCK PART		1375		9288
860800	RAIL/TRAMWAY TRACK FIXTURES		528306	1400002	4584780
860900	CONTAINERS SPECIL DESI,EQUIPPED	41611	331232	15935	198207
870110	PEDESTRAIN TRACTO-ANY KIT FORM				1427
870120	COMP ROAD TRACTOR-ANY KIT FORM	990661	11455794	1346031	12123997
870130	COMP TRACK-LAYING TRACTOR AKF			56612	159592
870191	TRACK LAYING TRACTOR <18 KW		6855		341
870192	COMP AG-TRACTORS-ANY KIT FORM	20741	39507	15691	71084
870193	COMPONENT AGRI TRACTOR IN KIT	227969	2241531	548212	3707169
870194	AGR TRACT,ENG CAP>75 KW<130 KW	10554	21867		41426
870195	AGRI TRACT,ENG CAP>130 KW	2271	2271		1938
870210	COMP M.VEH DIESEL ENG AKF10PER	494610	6755389	738589	6871298
870220	M.VEH DIESEL&ELEC.10 OR>PERS		441699		
870240	M.VEH ELECTRIC.10 OR>PERS		2999		
870290	COMP O-M-VEH 10PER&DERIVER AKF	31800	724085	40297	943502
870310	M-CAR FOR TRAVEL ON SNOW/GOLF	5047	31488	2195	30723
870321	COMP VEH,IN AKF,800CC,SP-IGNI	4387657	46108012	4351206	43930008
870322	COMPONENTS VEH 1000-1500CC AKF	3071478	25262940	2449344	21517653
870323	COMPEN VEH,IN AKF1500-1800CC	2847164	22080684	2324493	21336898
870324	COMPEN VEH,IN AKF CYC>-3000CC	56551	2263592	186931	3080777
870331	COMP VEH(DIES ENG)CY-C-800-AKF		14980		
870332	COMP VEH(DIES)CY-1500-1800-AKF		144956	37996	90389
870333	COMP INDUS VEH>2500CC,AKF-DIES	903430	3282243	724903	1019912
870340	COM.VEH SP.IG&ELEC.=800C AKF	393765	9558110	976201	6511927
870350	COM.VEH.DIESEL&ELEC<=800C AKF	20742	725517	62362	461346
870360	COM.V.SP.IG&ELEC CH=800CAKF	30160	300260	39893	359657
870370	COM.V.DIES&ELE CHR<=800C AKF		13188		4812
870380	O.COM.V. ONLY ELEC. MOTOR AKF	3386	28300		10498
870390	OTH M.V. EXCL VEH H-87.02		88450		12858
870410	COMP DUMP TRUCKS(ANY KIT FORM)	95780	1280903	186995	2500667
870421	COMP VEH(DIE)G.V.W NO>5TON-AKF	760285	8787947	1140403	9066122
870422	COMP VEH(DIESL)GVW-5-8-TON-AKF	409112	7833574	1070116	9760048
870423	COMP VEH(DIES)GVW>20 TONN-AKF	399926	3681333	569314	2098160
870431	COMP VEH(SP-ING)NOT>5TON-AKF	629221	5001535	670572	4538988
870432	COMP VEH(SP-ING)GVW >5TON-AKF		2337		1292
870490	COMP O-VEH TRANSPORT GOODS-AKF				108
870510	CRANE LORRIES	140538	794247	264396	1541549
870520	MOBILE DRILLING DERRICKS		364130		
870530	FIRE FIGHTING VEHICLES		217235		204953
870540	CONCRETE-MIXER LORRIES		444759	177584	977803
870590	OTH SPECIAL PURPOSE MOTOR VEHL	123918	640703	223731	1672964
870710	BODIES/CABS FOR VEH-H-87.03	163	22171		34822
870790	BODIES M-VEH H-87042190&3190	178	5171	2142	44937

Contd.

10.11 Imports by Economic Categories (Detail)

(In Thousand Rupees)					
Items	February, 2019	From July, 2018	February, 2018	From July, 2017	
870810	BUMPERS (SHET METAL)VEH H-8701	13853	1955810	15522	157955
870821	SAFETY SEAT BELT-CAR-H-8703	45918	446712	45928	384501
870829	PARTS/ACCE OF BODIES VH-H-8701	1106215	9999833	1034477	8330850
870830	BRAKES&BRAKE PARTS-VEH H-8701	110531	889400	131711	1086842
870840	GEAR BOXE A-TRACTOR H-87019020	346714	2389468	140986	2524048
870850	BUILD UP DRIVE AXLE V-8701,2,4	66053	530517	72903	672712
870870	ROAD WHEELS,RIMS-CARS H-8703,4	80188	773865	76980	1182306
870880	SUSP SYS,SHOCK ABSOR H-8703,04	155701	1377537	144026	1154530
870891	RADIATORS WITH ALUMINUM CORE	53381	381134	40318	313881
870892	SILENCERS&EX-PIPES CARS-H-8703	8544	36322	4455	34114
870893	UPPER&LOWER PLATE CLUTCH(CAR)	29857	310211	44608	263408
870894	STEERING WHEELS M-CARS H-8703	16587	581923	50388	654878
870895	SAFETY AIRBAGS INFLATER SYSTEM	425	2471	691	1711
870899	O-PART VEH H-87012020,90,40,60	1209424	7215512	1063595	5949561
870911	ELECTRICAL VEHICLES	346	4782	1020	7151
870919	OTH WORK TRUCK SELF PRO N-FITT	3403	93936		83128
871000	ARMOURED CYCLE CARRYING VEHICLE	330	5817	15243	105928
871110	COMP MOTORCYCLE C-NOT>50CC-AKF	2254	2459		1979
871120	COMP M-CYCLE CY-C-50-250CC-AKF	51703	8337752	1002167	7547232
871130	COMP M-CYCLE CYL-250-500CC-AKF		17913	6237	209527
871140	COMP M.CYCLE CY-500-800CC-AKF		38960	3838	82723
871150	COMP M.CYCLE CYL C->800CC-AKF	11776	146153	11865	101179
871160	COMP M.CYCL WIT ELEC MOTOR AKF	534	6138	142	6514
871190	COMP O-M.CYCLE IN ANY KIT FORM	7	5726		665
871200	BICYCLES,OTH DELIVERY TRICYCL	68753	714771	143736	957385
871310	INVALID CARRIAG NOT MECH PROPL	62227	436191	44196	282712
871390	OTH INVALID CARRIAG MOTORISED	10840	50347	520	13513
871410	SADDLES OF MOTORCYCLES,MOPEDS	1717746	6344052	667327	5365240
871420	PART ACCE INVALID CARRIAGES	1391	5047	79	1420
871491	FRAMES,FORKS & PARTS THEREOF	1031	1704		1558
871492	WHEEL RIMS AND SPOKES	6903	33985	5624	30107
871493	FREE WHEEL SPRO BICYCLE H-8712	15674	101169	21607	81874
871494	BRAK,COAST BRAK HUB,HUB BRAK	5703	23797	5583	21340
871495	OTHER, SADDLES	8121	38801	6471	37419
871496	PEDALS,CRANK-GEAR,& PARTS THOF	2248	7483	219	6468
871500	BABY CARRIAGES & PARTS THEREOF	8991	61647	12554	95899
871610	COMPO TRAILER/S-TRAILER IN AKF	23	28528	350784	355505
871620	CMPO SELF-LOAD/UN- AG-TRA,AKF		140		2
871631	COMPONEN TANKER TRAILER IN AKF	2589	57647	25126	50812
871639	COMPONEN OTH TRAILERS IN AKF	46895	699931	81952	486269
871640	COMPO OTH TRAIL/SE-TRAILER-AKF	51	36559	13264	22439
871680	COMPO FOR OTH VEH IN ANY KIT-F	16776	74836	18979	228067
871690	PARTS,TRAILER SEMI-TRAI H87.16	15410	786707	72387	447147
880100	GLIDERS AND HANG GLIDERS	21	3826	23	1130
880211	HALICOPTER UNLADN WT!>2000 KG		22481		
880212	HALICOPTER UNLADN WT>2000 KG				93799
880230	AEROPLAN UNLADN W-2000-15000KG		622937		
880240	AEROPLAN UNLADN WT >15000KG	50587	62933		5625837
880310	PROPELLERS,ROTORS & PATS THROF	8889	19750	39	1705
880320	UNDER CARRIAGES/PARTS THEREOF	530	6322	488	9812
880330	OTH PARTS OF AEROPLANE/HELICOP	14226	393444	134395	1083547
880400	PARACHUTES AND ROTOCHUTES,PART		571	173	880
880510	AIRCRA LAUN GEAR,DECK ARRESTOR		107		
880529	OTH GROUND FLYING TRAINER PART			1057	1130
890110	CRUISE SHIPS,BOATS FOR PERSONS		10775		281534
890120	TANKERS				30296970
890190	OTH VESSELS FOR PERSONS/GOODS		105848	33816	1985005
890310	INFLATABLE YATCHS,VESL PLE/SPO	17	149	338	4524
890391	SAILBOATS,WITH/W-OUT AUX-MOTOR		518		
890392	MOTORBOAT,O/THN OUTBOARD M-BO		7805		5598
890399	OTH INFLTABLE YATCHS	110	157355	1053	20616
890400	TUGS AND PUSHER CRAFT.		3374912		146146

Contd.

10.11 Imports by Economic Categories (Detail)

(In Thousand Rupees)					
Items	February, 2019	From July, 2018	February, 2018	From July, 2017	
890510	DREDGERS		13150	24333	33987
890590	OTH LIGHT VESSELS,FLO-CRANES	26015	77764		657397
890710	OTH FLOATING INFLATABLE RAFTS	283	1528		
890790	OTH FLOATING STRUCTURES,TANKS	2706	367121	902	33970
900490	OTH SPECT,GOGGLE&THE LIKE CORR	7606	100567	7942	73253
900510	BINOCULARS	1723	30670	3539	21624
900580	OTH ASTRONOMICAL INSTRUMENTS	520	22604	485	5986
900699	O-PART,AC P-GRAPHIC F-LIGH APP	171	5728	2204	7190
900710	CINEMATOGRAPHIC CAMERAS S-R/RE	1193	3923	127	831
900720	CINEMATOGRAPH PROJECTOR.S-R/RE		3954	1354	16156
900791	PAR,ACC-CINEMATOGRAPHIC CAMERA		7811		459
900792	PARTS,ACCE CINEMATOG PROJECTOR		3475	222	2433
900850	PROJECTORS,ENLARGERS&REDUCERS		980	16	150
900890	PARTS/ACCE OF IMAGE PROJECTORS		1189	742	2531
901010	APPA,EQUI AUTOMATC DEVELO FILM	1348	22425	1264	20025
901050	OTH APP EQU PHO-GRAPHIC LAB	3154	31836	2289	17129
901060	PROJECTION SCREENS	12442	39343	2378	59917
901090	PART ACCE OF APP/EUIP H-90.10	846	13966	4846	17797
901110	STEREOSCOPIIC MICROSCOPES	3486	26574	634	26691
901120	OTH MICROSCOPE P-MICROGRAPHY	4213	5765		1033
901180	OTHER MICROSCOPES	14056	131817	4788	193000
901190	PART,ACCE OF OPTCAL MICROSCOPE	58	25427	148	4935
901210	M-SCOPE O/THN OPTIC M-SCOP APP	240	139044	229	45520
901290	PART,ACC M-SCOPE O/THN OPTICAL		284	68	16333
901310	TELESCOPIC SIGHTS FITT TO ARMS	583	21982	39	3210
901320	LASERS OTHER THAN LASER DIODS	8600	59414	7560	52960
901380	OTH DEVICES APPLI&INSTRUMENTS	106805	438316	80487	420757
901390	PARTS,ACCE OF SUB GROUP-90.13	88	33021	160	9761
901410	DIRECTION FINDING COMPASSES	43	7358	2671	6776
901420	INST/APPLI AERONAUTIC NAVIGATO		10333	44371	247355
901480	OTH INS/APPLI(NAVIGATIONAL)	19	5786	2030	56122
901490	PART,ACCE OF SUB GROUP OF90.14		1315	3	1748
901510	RANGEFINDERS		104795	7093	45628
901520	THEODOLITES AND TACHEOMETERS	689	10941	5121	21588
901530	SURVEYING LEVELS	5222	47448	11910	44662
901540	PH-GRAMMETRICAL SURVEY INS/APP	93	362	185	589
901580	OTH INS AND APPLIANC-SURVEYING	246984	1528119	33496	1448287
901590	PARTS&ACCE OF SURVEYING INSTRU	259206	484555	38304	257790
901600	BALANCES, ELECTRONIC SEN 5CG/>	5412	56806	34385	76673
901710	TEXTILE GARMENT DESIGNING MACH	8197	33923	2228	32348
901720	O-DRAWING MARK/MATH CALC INSTR	9362	111230	8907	109643
901730	MICROMETERS	13010	57595	10056	48977
901780	MEASURING RODS AND TAPES	20041	163361	20677	143204
901790	PARTS/ACCE OF MEASURING INSTRU	552	4969	723	7726
901811	ELECTRO-CARDIOGRAPHS	8822	89759	3790	110091
901812	ULTRASONIC SCANNING APPARATUS	63970	828349	183398	1309072
901813	MAGNETC RESONANCE IMAGING APPA	3289	1616852	511827	1004512
901814	SCINTIGRAPHIC APPARATUS	553	110410	82072	213209
901819	OTH ELECTRO-DIAGNOSTIC APPARAT	478106	5543717	744760	5072436
901820	ULTRA VOILET/INFRA-RED RAY APP	970	20179	5939	63987
901831	SYRINGES WITH NEEDLES	420191	2369241	189235	2182972
901832	TUBULAR METAL NEEDLE/NEDL SUTU	64711	319125	36133	277159
901839	DEXT/SA INFU SET W-N-TOXIC BAG	1168677	10578625	1107440	7604175
901841	DENTAL DRILL ENGINES,W/C-D-EQU	1815	12167	29	2910
901849	OTH;INS/APPLI, DENTAL SCIENCE	6275	200067	7651	180929
901850	OTH,OPHTHALMIC INST&APPLIANCE	40715	454554	34012	405637
901890	ANESTHESIA APPARATUS	913622	6815891	977737	9119846
901910	MECHANO-THERPY,MESSAGE/PSY APP	34342	220707	11071	252290
901920	OXYGENATOR WITH ACCESSORIES	197237	1337985	113768	1294928
902190	OTH;APP,WORN CARY,IMPL IN BODY	60283	283018	21604	226812
902212	COMPUTED TOMOGRAPHY APPARATUS	147590	1496656	143279	1498365
902213	OTH X-RAY APPA FOR DENTAL USES	1532	30059	796	59347

Contd.

10.11 Imports by Economic Categories (Detail)

(In Thousand Rupees)					
I t e m s	February, 2019	From July, 2018	February, 2018	From July, 2017	
902214	OTH,X-RAY APP FOR MEDICAL SURG	194477	3227747	265556	2999988
902219	X-RAY APPA FOR OTHER USES		356393	33935	467341
902221	APP ALPHA-B-G RADI-MEDICAL USE	53078	218128		381875
902229	APP ALPHA-BE-GA RADI-OTHER USE	18287	44101	11874	108730
902230	X-RAY TUBES	25637	206666	26038	80020
902290	O-APP AL-B-G RADI INCL PA/ACCE	34258	520648	37069	263818
902300	APPA DESIGNED F-DEMANSTRATION	74749	1657998	120760	1298063
902410	MACH&APPLI FOR TESTING METALS	25175	92705	3463	105175
902480	O-MACH-TESTING HARDNESS/STREN	40104	420133	55245	485670
902490	PARTS&ACC-HARD/STREN TEST MACH	5402	81193	8627	60917
902511	THERMOMETERS CLINICAL	12126	80932	6360	107982
902519	OTHER THERMOMETERS/PYROMETERS	12306	181641	17552	226553
902580	HYDROMETERS	37910	250565	59181	234400
902590	PARTS ACCE INSTRUMENTS H-9025	2868	64993	3242	64462
902610	FUEL GUAGES ETC AGRI-TRACTOR	50174	555219	29228	334392
902620	APP, MEASUR/CHECK PRESSURE.	94916	1505854	58253	725540
902680	OTH,APP,MEASUR VARIATION LIQ/G	92120	1558263	283016	1577629
902690	PARTS,ACCE OF SUB GROUP 90.26.	39426	272996	19292	213150
902710	GAS/SMOKE ANALYSIS APPARATUS.	64767	264406	37107	301274
902720	CHROMATOGRAPHS/ELECTROPHOR INS	18280	589152	46918	742210
902730	SPECTRO,SPECTROPHOT-METER RADI	35199	400924	45076	506131
902750	OTH,INS.USING OPTCAL RADIATION	57503	1028111	52110	958702
902780	OTH,INST FOR PHYSICAL CHEM ANA	417751	3487333	402915	2869344
902790	MICROTOMES;PART ACCE APP-90.27	83009	565454	64287	462370
902810	GAS METERS	74140	1127723	488096	2437464
902820	LIQUID METERS	109	9367	862	9754
902830	ELECTRICITY METERS	15420	219682	15557	254325
902890	SHAFT/ASSEMBLY ELECTRIC METER	31028	438581	16297	492515
902910	TAXIMETERS AND PEDOMETERS	391	7823	1481	13291
902920	SPEED INDICATOR- VEH-8703,11,4	12346	97552	10770	110606
902990	PARTS ACCE OF METERS-H-90.29	23217	142688	19068	137224
903010	INS,MEASUR IONISING RADIATIONS	173958	683282	18632	87945
903020	OSCILLOSCOPE&OSCILLOGRAPH	7179	21633	2024	35502
903031	MULTIMETERS W/O RECORD DEVICE	14281	45332	6437	88999
903032	MULTIMETER WITH RECORD DEVICE	3710	50198	4397	32232
903033	BATTERY METER FOR AGR -TRACTOR	15839	205990	33186	217221
903039	O-OSCILLOSCOPE W-RECOD DEVICE	2247	127554	12199	98214
903040	OTH,INS,SPE DESI FOR TELECOMMU	12428	68493	16714	347095
903082	OTH,INS,MEASUR SEMICONDOCTOR	1574	3079		267
903084	OTH,APPA,WITH RECORDING DEVIC	802	83204	1427	22577
903089	OTH,INS,MEASUR ELECTRICAL QTY.	41422	388548	22711	348781
903090	PARTS ACCE OF SUB GROUP 90.30	11815	137002	1870	41014
903110	MACH BALANCING MECHNICAL PARTS	6161	52274	16800	74405
903120	TEST BENCHES	7638	46841	7798	225357
903141	OTH,OPTICAL INS CHECK SEMICODU		53		142
903149	OTH,OPTICAL INS & APPLIACES.	34526	310312	14832	529862
903180	OTH,INS APPLIANCES & MACHINES.	262102	1745306	192241	1481168
903190	PART,ACCE OF ARTICLE H- 90.31	71797	365029	25912	224602
903210	THERMOSTAT REFRIGERA / AIRCODI	47423	500346	43958	376862
903220	MANOSTAT(PRESSURE REGULATORS)	1180	12943	2731	12784
903281	OTH,INS HYDRAULIC OR PNEUMATIC	5124	26608	3914	117907
903289	TEMP CONT SWIT VEH-H-8703.2115	453114	4206693	1055942	3078381
903290	PARTS,ACCE OF ARTICLE H- 90.32	13765	243096	8466	135005
940210	DENTISTS' CHAIRS	15468	150634	47698	154223
940290	OPERATING TABLES	15127	952906	188578	1216624
940560	ILLUMINATED SIGN,NAMPLATES,LIK	31782	250572	106971	582812
940591	PARTS OF GLASS OF CHANDELIER	86809	400505	51269	208732
940599	OTH PARTS H-NO.94.05,N.E.S.	115937	780787	78554	253716

10.12 Exports by Areas and Countries / Territories

(In Thousand Rupees)

Territories/Countries	February, 2019	Cumulative From July,2018	February, 2018	Cumulative From July,2017
GRAND TOTALS	260,592,020	1,988,937,544	209,414,547	1,589,321,656
LATIN AMERICA	184,094	1,676,921	171,179	1,553,394
Anguilla		520		
Antigua and Barbuda	698	12,188	273	2,567
Aruba		4,359		8,355
Bahamas	8,511	56,344	1,134	12,391
Barbados	316	37,341	742	15,109
British Virgin Is.		4,490		2,909
Cayman Islands		2,995		1,126
Cuba	12,110	77,602	692	124,114
Dominica	389	3,515		2,524
Dominican Republic	69,939	483,573	121,812	691,009
Grenada	453	11,909	3,735	11,991
Guadeloupe	8,704	171,234	8,788	8,788
Haiti	19,186	149,721		117,149
Jamaica	31,423	164,111	2,146	130,629
Martinique	710	15,668		16,210
Montserrat		546		
Netherlands Antilles		2,173		4,465
Puerto Rico	12,254	112,433	21,244	115,465
St.Kitts and Nevis		3,253	55	1,697
St. Lucia	670	11,873		8,651
St.Vincent/Grenadine	1,610	10,516	2,875	8,202
Trinidad and Tobago	17,122	338,952	7,682	270,043
Turks & Caicos Is.		486		
US.Virgin Islands		1,118		
CENTRAL AMERICA	1,203,592	11,800,715	1,174,708	9,219,817
Belize		419		245
Costa Rica	29,026	255,962	33,639	272,409
El Salvador	38,876	270,190	29,206	212,593
Guatemala	60,371	493,164	139,631	563,855
Honduras	35,402	809,567	73,060	185,983
Mexico	827,717	8,358,163	726,526	6,632,225
Nicaragua	12,252	242,933	33,351	421,379
Panama	199,948	1,370,315	139,295	931,128
SOUTH AMERICA	2,739,192	22,414,406	2,282,321	18,652,468
Argentina	250,605	2,326,612	543,169	3,679,162
Bolivia		68,988		24,482
Bouvet Island			1,046	1,046
Brazil	748,352	5,647,989	512,294	3,671,053
Chile	653,100	5,640,870	499,461	4,465,088
Colombia	540,595	3,450,819	240,427	2,217,854
Ecuador	107,711	884,434	95,831	806,641
French Guiana		1,375		860
Guyana	1,923	54,276	4,833	49,121
Paraguay	72,224	504,661	61,330	770,979
Peru	305,023	2,965,196	257,181	2,280,973
Suriname	18,652	63,025		20,130
Uruguay	35,556	758,039	66,490	604,474
Venezuela,Bolivar. R	5,451	48,123	260	60,606
NORTH AMERICA	44,225,854	360,415,533	33,201,917	270,717,958
Bermuda	189	9,096		5,925
Canada	3,023,832	23,600,647	1,935,744	16,920,968
U.S.America	41,201,834	336,805,789	31,266,173	253,791,065
EASTERN EUROPE	7,806,708	51,298,380	5,773,004	37,207,880
Belarus	9,322	148,456	2,436	22,612
Bulgaria	222,856	1,396,659	187,776	1,445,439
Czech Republic	521,457	4,256,886	333,302	2,876,460

Contd.

10.12 Exports by Areas and Countries / Territories

(In Thousand Rupees)

Territories/Countries	February, 2019	Cumulative From July,2018	February, 2018	Cumulative From July,2017
Hungary	143,575	992,173	99,017	854,276
Poland	3,107,041	21,857,824	1,990,943	15,152,057
Republic of Moldova		92,445		41,867
Romania	289,379	2,230,003	193,499	1,963,935
Russian Federation	2,806,052	15,241,033	2,414,854	11,335,612
Slovakia/Slovak R.	32,391	567,005	34,559	179,654
Ukraine	674,634	4,515,895	516,618	3,335,968
NORTHERN EUROPE	24,299,845	195,518,704	20,158,689	154,983,878
Denmark	2,224,625	16,023,319	1,636,214	11,666,175
Estonia	148,623	1,902,110	201,677	1,160,404
Finland	318,850	2,386,783	233,582	2,291,427
Iceland	1,293	9,900	260	11,013
Ireland	697,682	5,154,735	620,017	4,387,112
Latvia	302,108	2,145,445	64,516	1,092,542
Lithuania	343,778	3,569,647	367,285	2,888,690
Norway	594,278	4,822,341	424,846	3,371,563
Sweden	1,532,214	11,984,771	1,121,564	9,940,338
United Kingdom	18,136,394	147,519,653	15,488,727	118,174,614
SOUTHERN EUROPE	24,650,365	180,313,226	18,249,014	145,459,187
Albania	32,256	384,235	65,624	332,999
Bosnia & Herzegovina	1,838	16,478	584	10,578
Croatia	181,537	1,291,846	208,608	1,035,754
Gibraltar		223		366
Greece	1,296,532	7,549,703	878,960	5,096,773
Italy	9,511,705	65,657,925	6,929,469	51,102,364
Macedonia	1,498	1,782		
Malta	53,480	369,977	30,357	248,550
Montenegro	42,592	1,569,975		
Portugal	1,944,373	15,332,026	1,870,913	12,922,090
San Marino		344		
Serbia	18,201	125,720	10,199	518,448
Slovenia	855,079	5,073,934	577,645	4,774,760
Spain	10,711,274	82,939,058	7,676,654	69,416,505
WESTERN EUROPE	36,197,470	290,571,231	28,643,229	232,095,243
Austria	155,843	1,220,189	133,548	1,031,666
Belgium	7,253,812	56,511,627	5,179,909	50,441,036
Europien Union				5,373
France	4,281,002	35,336,966	3,294,910	27,785,103
Germany	14,503,167	111,361,406	11,501,850	93,677,160
Liechtenstein		3,234	631	2,741
Luxembourg		15,522	1,545	10,403
Netherlands	9,858,324	84,921,394	8,397,554	58,209,739
Switzerland	145,322	1,200,893	133,281	932,021
EASTERN AFRICA	7,024,253	61,724,598	8,180,760	61,129,202
Burundi	813	17,748	1,833	11,440
Comoros	229,769	2,816,149	61,190	1,611,310
Djibouti	474,305	3,076,918	428,310	2,636,978
Eritrea		16,718		3,238
Ethiopia	100,038	344,388	3,497	48,211
Kenya	1,716,525	23,078,860	2,715,016	22,170,176
Madagascar	1,211,622	8,857,991	1,416,530	14,504,807
Malawi	33,571	168,564	7,576	45,146
Mauritius	181,594	1,557,542	208,206	1,531,500
Mayotte		16,405		7,319
Mozambique	1,608,782	6,448,459	1,112,784	4,929,532
Reunion	44,709	620,136	75,671	376,962
Rwanda	2,866	21,443		18,301
Seychelles	47,444	379,218	32,140	179,136
Somalia	441,636	3,397,443	907,687	3,918,606

Contd.

10.12 Exports by Areas and Countries / Territories

(In Thousand Rupees)				
Territories/Countries	February, 2019	Cumulative From July,2018	February, 2018	Cumulative From July,2017
Uganda	19,346	153,016	10,375	132,147
U.R.of Tanzania	808,387	10,147,032	1,015,018	8,451,653
Zambia	3,799	67,492	48	59,638
Zimbabwe	99,047	539,076	184,879	493,103
MIDDLE AFRICA	377,368	2,878,375	505,400	3,151,222
Angola	98,377	1,010,937	52,941	1,083,999
Cameroon	155,113	1,013,269	87,065	1,250,724
Central African R.		653		
Chad		2,892	1,402	2,838
Congo, Republic of		26,742		46,530
D.R.of Congo	82,705	673,162	342,425	693,580
Equatorial G.(Ri.Mi)	9,331	49,024	4,093	12,935
Gabon	31,842	93,883	17,475	53,356
Sao Tome & Principe		7,814		7,259
NORTHERN AFRICA	1,893,478	14,442,007	1,313,522	11,465,887
Algeria	162,904	1,188,505	115,192	948,678
Egypt(U.A.R.)	1,059,140	7,658,633	713,437	5,246,587
Libya	26,181	308,963	8,264	254,769
Morocco	294,840	2,001,968	154,988	1,622,430
Sudan	167,084	1,593,889	110,883	1,848,973
Tunisia	183,329	1,690,050	210,757	1,544,449
SOUTHERN AFRICA	1,909,394	15,711,093	1,632,022	13,182,284
Botswana	14,001	368,473	4,257	366,022
Lesotho	2,415	27,126	5,757	294,713
Namibia	6,914	96,905	13,860	60,936
South Africa	1,879,601	15,172,685	1,608,147	12,399,827
Swaziland	6,463	45,904		60,786
WESTERN AFRICA	3,963,205	29,468,167	4,003,278	26,995,884
Benin	735,277	4,061,790	812,905	4,637,555
Burkina Faso(Fr.Up.V		12,116		12,292
Cape Verde		3,000		15,198
Co,te d,Ivoire(Fr.Iv	531,187	2,886,832	1,028,849	3,932,387
Gambia	156,154	1,139,538	87,952	804,975
Ghana	576,816	3,388,667	272,557	2,781,275
Guinea	195,800	5,032,990	252,939	682,519
Guinea-Bissau	423,800	2,415,011	128,603	1,844,162
Liberia	15,002	70,504	3,180	95,456
Mali	77,450	82,618	919	12,865
Mauritania	159,019	933,231	178,367	751,657
Niger		2,965		66,422
Nigeria	258,462	3,798,827	331,133	3,384,046
Senegal	175,529	2,050,052	323,760	2,730,839
Sierra Leone	207,889	1,604,503	120,927	2,715,728
Togo	450,821	1,985,523	461,188	2,528,507
EASTERN ASIA	32,875,978	210,286,084	24,503,100	163,238,305
China	26,124,310	156,220,668	18,028,340	114,314,700
Hong Kong S.A.Re.Chi	1,340,194	8,615,312	845,352	7,543,109
Japan	2,221,082	17,753,768	1,715,343	13,464,148
Korea, Republic of	2,537,181	21,086,928	2,215,277	20,925,539
Macao.China	392	7,524		1,308
Mongolia	6,806	45,944	115	21,236
O.Asia(Tai.For.Pe.Ki	646,013	6,555,940	1,698,673	6,968,265
SOUTH-CENTRAL ASIA	30,292,046	250,686,042	28,284,913	211,502,411
Afghanistan	14,029,006	109,523,799	12,345,188	107,699,213
Bangladesh	9,151,062	67,762,964	6,242,686	48,140,321
Bhutan		32		
India	2,111,107	32,426,839	3,737,104	26,139,287
Iran (Islamic R.)	28,302	2,103,615	122,507	1,425,132

Contd.

10.12 Exports by Areas and Countries / Territories

(In Thousand Rupees)

Territories/Countries	February, 2019	Cumulative From July,2018	February, 2018	Cumulative From July,2017
Kazakistan	1,410,546	6,620,802	769,311	4,094,826
Kyrgyzstan/Kyrgyz R.	35,732	161,627	21,485	84,833
Maldives	78,093	475,340	29,982	414,425
Nepal	14,085	69,043	41,645	251,669
Sri Lanka	3,157,871	28,567,493	4,767,965	22,372,979
Tajikistan	78,328	606,807	131,203	367,278
Turkmenistan	25,165	60,932	46,261	191,958
Uzbekistan	172,747	2,306,748	29,576	320,490
SOUTH-EASTERN ASIA	14,060,094	94,292,660	9,189,962	69,500,927
Brunei Darussalam	15,362	71,456	9,312	53,488
Cambodia Fr.Kampuche	552,873	2,525,175	230,950	2,059,317
Timor Leste	251,460	1,404,530	62,227	171,090
Indonesia	2,175,989	14,035,869	2,019,692	12,582,115
Lao People's D.R.	23,868	125,218	8,603	79,746
Malaysia	1,503,104	14,905,816	996,342	9,533,472
Myanmar	157,240	1,646,620	188,243	1,239,073
Philippines	1,541,372	13,597,177	789,858	8,340,360
Singapore	773,791	6,415,937	1,262,592	6,386,757
Thailand	5,034,092	18,332,316	1,642,963	8,823,605
Viet Nam	2,030,944	21,232,546	1,979,178	20,231,906
WESTERN ASIA	23,481,766	166,555,003	17,449,190	136,697,053
Armenia	3,041	8,630	1,217	9,341
Azerbaijan	198,450	1,106,411	78,877	658,415
Bahrain	621,128	4,744,465	510,010	2,991,599
Cyprus	69,357	384,209	50,608	331,787
Gaza Strip		56,518		218,674
Georgia	65,400	548,378	55,103	450,598
Iraq	568,740	2,428,815	345,882	1,632,424
Jordan	397,078	3,084,696	295,324	2,418,589
Kuwait	1,150,303	8,636,088	832,568	6,019,587
Lebanon	149,775	1,915,762	150,379	1,374,680
Oman	1,492,857	10,591,161	1,134,275	8,184,394
Qatar	1,268,429	8,400,420	829,595	5,923,236
Saudi Arabia	3,885,286	27,197,034	2,755,314	20,883,734
Syrian Arab Republic	530,439	1,706,960	36,815	673,379
Turkey	3,273,083	23,348,659	2,458,618	23,391,676
United Arab Emirates	9,134,341	68,364,327	7,552,708	57,811,017
Yemen	674,059	4,032,469	361,896	3,723,925
AUSTRALIA AND NEW ZEALAND	3,340,707	24,894,863	4,624,387	22,198,429
Australia	2,890,470	21,462,723	4,264,622	19,533,587
New Zealand	450,238	3,432,140	359,765	2,664,842
MELANESIA	38,112	3,911,112	51,262	315,255
Fiji	26,168	167,730	28,739	163,309
New Caledonia		2,347	29	5,085
Papua New Guinea	11,944	3,723,077	22,402	131,975
Solomon Islands		14,622		10,512
Vanuatu		3,336	92	4,375
MICRONESIA	2,218	14,903	1,121	9,586
Guam	2,218	14,903	1,121	9,586
POLYNESIA	26,283	63,523	21,570	45,386
American Samoa		495		
Cook Islands	333	1,912	905	4,401
French Polynesia	14,376	17,730	16,222	20,527
Samoa	5,550	23,295	4,443	20,458
Tonga	6,024	20,091		

10.13 Re-exports by Areas and Countries / Territories

(In Thousand Rupees)

Territories/Countries	February, 2019	Cumulative From July,2018	February, 2018	Cumulative From July,2017
GRAND TOTALS	4,655,177	29,367,824	3,772,169	25,309,747
CENTRAL AMERICA		5,885		783
Mexico		5,885		512
Panama				271
SOUTH AMERICA	2,649	4,449	4,004	54,997
Bolivia				511
Brazil		705	110	110
Chile	2,649	2,649		
Colombia		1,095		90
Ecuador			3,894	44,883
Peru				9,403
NORTH AMERICA	71,220	2,436,819	23,724	1,271,456
Canada		374,532	165	164,239
U.S.America	71,220	2,062,287	23,559	1,107,217
EASTERN EUROPE	213,440	329,287	588	362,711
Belarus		66	588	588
Bulgaria		521		
Czech Republic	186,920	232,671		
Hungary	26,520	33,825		357,131
Poland		43,828		4,576
Romania		5,398		358
Russian Federation		4,777		
Slovakia/Slovak R.		341		48
Ukraine		7,859		9
NORTHERN EUROPE	83,801	2,597,180	79,848	1,008,436
Denmark		31,225		1,032
Finland	497	1,731		5,841
Ireland		513		161
Latvia		1,497		
Lithuania				373
Norway	1,013	6,386		23,431
Sweden	1,244	100,338		2,256
United Kingdom	81,046	2,455,489	79,848	975,342
SOUTHERN EUROPE	95,782	594,956	15,545	342,253
Bosnia & Herzegovina		186		
Croatia				305
Greece				2,515
Italy	84,163	544,777	10,216	271,139
Portugal		8,357		3,833
Spain	11,619	41,636	5,329	64,461
WESTERN EUROPE	664,782	5,483,343	276,497	6,696,558
Austria		22,409		3,419
Belgium	4,082	1,472,927	7,031	3,555,484
France	453,321	2,135,584	78,540	1,140,275
Germany	178,574	1,553,784	156,506	1,856,927
Luxembourg				32,605
Netherlands	7,689	195,661	1,330	56,568
Switzerland	21,116	102,978	33,090	51,281

Contd.

10.13 Re-exports by Areas and Countries / Territories

(In Thousand Rupees)

Territories/Countries	February, 2019	Cumulative From July,2018	February, 2018	Cumulative From July,2017
EASTERN AFRICA				2,043
Mauritius				2,043
NORTHERN AFRICA		357	20,957	23,350
Algeria				687
Egypt(U.A.R.)		357	20,957	22,662
SOUTHERN AFRICA		724	10,871	57,198
South Africa		724	10,871	57,198
WESTERN AFRICA		447		4,159
Guinea				4,159
Nigeria		447		
EASTERN ASIA	1,077,970	6,814,784	2,742,013	8,902,357
China	885,171	5,399,644	2,604,595	7,656,028
Hong Kong S.A.Re.Chi	449	158,792	1,065	467,696
Japan	119,817	1,132,990	133,665	729,885
Korea, Republic of	72,533	89,850	2,685	47,966
O.Asia(Tai.For.Pe.Ki		33,508	4	783
SOUTH-CENTRAL ASIA	7,970	246,714	39,124	522,126
Afghanistan	7,970	95,045	602	61,990
Bangladesh		294		298,050
India		124,165	38,523	77,218
Iran (Islamic R.)		20,556		84,053
Kyrgyzstan/Kyrgyz R.				111
Sri Lanka		248		
Uzbekistan		6,405		704
SOUTH-EASTERN ASIA	740,299	4,478,767	118,450	2,062,775
Brunei Darussalam		866		
Indonesia	45,421	459,494	45,693	313,639
Malaysia	1,815	81,453	935	778,759
Philippines		7,540	27	12,208
Singapore	636,319	2,467,682	16,077	438,273
Thailand	56,745	1,336,434	55,719	424,731
Viet Nam		125,297		95,164
WESTERN ASIA	1,697,264	6,363,697	440,547	3,997,660
Azerbaijan				11,391
Bahrain		17,176		42,422
Cyprus		17		56,672
Iraq		112,240		12,708
Jordan		2,304		105
Kuwait		124	3,711	5,471
Lebanon		2,547		
Oman	1,048,666	1,149,352		1,535
Qatar	77,116	271,688	98,239	221,722
Saudi Arabia	21,693	717,979	80,558	528,565
Turkey	12,643	198,278	34,741	112,090
United Arab Emirates	537,145	3,891,991	223,298	3,004,979
AUSTRALIA AND NEW ZEALAND		10,417		885
Australia		10,417		875
New Zealand				11

10.14 Imports by Areas and Countries / Territories

(In Thousand Rupees)

Territories/Countries	February, 2019	Cumulative From July,2018	February, 2018	Cumulative From July,2017
GRAND TOTALS	574,036,115	4,798,327,949	526,140,828	4,180,430,430
LATIN AMERICA	117,277	1,050,284	359,773	1,128,443
Anguilla				22
Antigua and Barbuda		3,860		7,235
Aruba		6,328		23,871
Bahamas	3,536	33,427	2,454	15,687
Barbados		6,800	2	14,591
British Virgin Is.	441	223,884		265,360
Cayman Islands	3,438	3,438		1,746
Cuba	1,886	23,752	2,288	3,926
Dominica	428	6,210	5,548	26,028
Dominican Republic	36,025	131,041	146	11,194
Saint Martin(Dutch p	76	490	202	239
Guadeloupe			42	61
Haiti	1,484	20,396	297,296	300,404
Jamaica	6,752	130,602	15,419	89,334
Martinique		7	4,508	4,508
Montserrat				1,420
Netherlands Antilles	77	2,350	1,615	11,238
Puerto Rico	50,696	356,833	15,470	184,845
St.Kitts and Nevis		2,618		85,563
Trinidad and Tobago	12,438	98,246	14,721	80,840
Turks & Caicos Is.		1	62	331
CENTRAL AMERICA	2,279,174	8,535,565	737,073	5,173,808
Belize	197	154,141	20,447	30,100
Costa Rica	13,965	276,327	20,804	171,007
El Salvador		45		316
French West Indies		141		9
Guatemala	192,873	1,005,641	74,616	766,276
Honduras	35,770	204,735	4,486	40,504
Mexico	2,032,973	6,882,455	616,639	4,150,283
Nicaragua		937	81	763
Panama	3,396	11,143		14,549
SOUTH AMERICA	5,498,458	40,340,856	6,109,769	60,115,369
Argentina	1,718,973	9,447,305	1,844,043	14,375,001
Bolivia	614	1,961	418	1,044
Bouvet Island		3,819		552
Brazil	3,548,342	26,577,805	3,996,292	40,955,447
Chile	77,602	3,192,424	194,575	2,229,493
Colombia	18,303	176,636	32,228	198,118
Ecuador	973	25,159	2,465	64,352
Falkland Is.Malvinas		120		
French Guiana		19,724		
Guyana	4,868	31,969	4,623	30,780
Paraguay	81,902	321,881		1,893,425
Peru	45,994	363,554	27,880	238,391
S.Georgia S.Sandw.Is		3,292		182
Suriname		2,423	11	11
Uruguay	888	152,827	7,235	101,370
Venezuela,Bolivar. R		19,958	1	27,202
NORTH AMERICA	42,980,127	278,107,930	38,334,265	242,215,377
Bermuda		8,701,730		8,162,586
Canada	6,592,785	39,659,434	11,344,230	43,490,454

Contd.

10.14 Imports by Areas and Countries / Territories

(In Thousand Rupees)

Territories/Countries	February, 2019	Cumulative From July,2018	February, 2018	Cumulative From July,2017
Greenland				30
St.Pierre & Miquelon		15,623		1
U.S.America	36,387,342	229,731,143	26,990,035	190,562,306
EASTERN EUROPE	7,556,978	65,269,941	6,138,874	59,114,769
Belarus	373,574	3,934,561	726,936	4,952,858
Bulgaria	74,519	1,389,963	146,684	1,573,501
Czech Republic	445,974	3,717,936	301,186	3,425,664
Hungary	350,353	2,987,477	364,451	6,487,936
Poland	1,447,446	10,234,756	929,125	6,920,785
Republic of Moldova	26,807	89,917	7,471	150,135
Romania	563,072	4,863,002	154,798	3,337,912
Russian Federation	3,562,374	27,340,586	3,137,830	17,927,162
Slovakia/Slovak R.	154,984	1,037,309	200,589	1,464,691
Ukraine	557,876	9,674,436	169,806	12,874,126
NORTHERN EUROPE	14,399,764	130,805,668	16,177,519	98,691,427
Denmark	1,015,182	9,218,966	2,321,850	10,201,599
Estonia	6,328	330,991	43,622	273,998
Faeroe Islands		13,796	65	4,527
Finland	1,835,768	15,502,682	475,782	5,287,192
Iceland	87	18,629	2,650	161,730
Ireland	896,310	7,088,469	1,069,584	6,264,124
Latvia	41,465	1,023,448	56,948	769,353
Lithuania	54,459	501,767	40,336	366,920
Norway	406,263	2,372,455	3,980,221	4,924,669
Svalbard/Jan May.Is.				693
Sweden	2,986,376	21,162,659	2,314,743	17,072,466
United Kingdom	7,157,525	73,571,807	5,871,718	53,364,156
SOUTHERN EUROPE	10,508,584	73,506,490	7,322,821	62,497,577
Albania	523	20,889		1,665
Andorra		706		20
Bosnia & Herzegovina	26,376	195,526	1,043	11,114
Croatia	4,374	899,020	6,003	198,548
Fr.Yugoslav R.Macedo		90,444		983
Gibraltar	8	4,534		
Greece	742,554	2,254,929	338,260	1,112,023
Holy See		1,158		
Italy	7,232,823	50,682,685	4,952,139	43,677,600
Malta	904	22,441	2,345	41,113
Portugal	214,268	1,881,024	112,219	1,795,143
San Marino	3,620	20,714	455	49,037
Serbia	7,974	85,579	33,339	93,085
Slovenia	59,484	289,757	40,613	367,244
Spain	2,215,677	17,057,085	1,836,406	15,150,002
WESTERN EUROPE	36,505,285	300,016,890	28,179,296	300,738,347
Austria	2,071,656	15,481,152	1,726,140	11,690,789
Belgium	7,803,034	32,977,106	2,549,979	24,851,125
Europien Union	6,876,494	57,200,868	5,612,597	49,028,523
France	4,549,187	39,875,341	3,631,789	32,263,340
Germany	10,181,404	93,797,197	9,554,196	83,868,504
Liechtenstein	11	4,154	2,292	15,883
Luxembourg	17,184	569,895	178,074	604,525
Monaco	598	721		57
Netherlands	2,357,533	30,635,455	2,827,855	77,466,757
Switzerland	2,648,183	29,475,001	2,096,374	20,948,845

Contd.

10.14 Imports by Areas and Countries / Territories

(In Thousand Rupees)

Territories/Countries	February, 2019	Cumulative From July,2018	February, 2018	Cumulative From July,2017
EASTERN AFRICA	7,146,336	64,121,063	7,126,052	47,224,083
B.Indian Ocean Terr.	1,521	3,173		2,874
Burundi	102,599	1,089,317	131,299	1,067,855
Comoros		58,464	5,610	38,581
Djibouti		917		6,468
Eritrea				7,677
Ethiopia	29,047	680,464	76,754	790,290
Kenya	5,155,371	41,998,727	5,365,199	37,465,259
Madagascar	57,659	592,925	67,620	572,095
Malawi	295	161,519	33,283	100,953
Mauritius	117	1,002,548	9,276	139,968
Mayotte		10,713		
Mozambique	27,514	5,478,397	4,549	155,903
Reunion	21,418	213,831	4,160	171,368
Rwanda	558,892	3,769,756	503,703	2,503,376
Seychelles	434	27,899		33,338
Somalia	45,512	586,392	50,709	527,297
Uganda	832,713	2,261,149	537,975	1,476,823
U.R.of Tanzania	204,845	4,306,044	161,902	1,176,307
Zambia	84,602	1,706,986	159,072	900,540
Zimbabwe	23,798	171,842	14,938	87,108
MIDDLE AFRICA	34,650	9,559,796	3,224,874	3,858,750
Angola	30	878	3,132,438	3,140,467
Cameroon	14,749	182,996	56,900	169,219
Central African R.		1,933		222,190
Chad	1,129	106,966	1,387	19,616
Congo, Republic of	10,384	306,752	34,003	151,719
D.R.of Congo	1,710	11,298	77	10,353
Equatorial G.(Ri.Mi)		8,872,282		3,264
Gabon	6,650	76,690	69	138,996
Sao Tome & Principe				2,927
NORTHERN AFRICA	5,206,513	54,383,093	4,618,350	33,611,352
Algeria	206	3,985,100	2,566	39,062
Egypt(U.A.R.)	2,029,064	12,151,008	1,403,563	11,900,092
Libya	74,831	463,790	44,943	347,898
Morocco	2,966,060	36,125,605	2,995,220	19,475,983
Sudan	117,114	1,250,770	76,090	1,414,250
Tunisia	19,238	406,821	95,968	434,067
Western Sahara(Ri.De)				1
SOUTHERN AFRICA	12,617,735	103,100,588	9,269,309	79,092,698
Botswana	3,387	22,126	1,118	2,798
Canary Islands		7,371		18,106
French Southern Terr	2,940	6,301		
Namibia	1,975	184,757	21,402	175,190
South Africa	12,512,925	101,386,960	9,202,443	78,306,531
Swaziland	96,507	1,493,072	44,347	590,073
WESTERN AFRICA	7,082,377	34,303,962	936,225	14,878,713
Benin	42	3,910	386,014	386,285
Burkina Faso(Fr.Up.V)	241,694	269,153	17	86,893
Cape Verde		5,372		3,253
Co,te d,Ivoire(Fr.Iv)	30,150	184,593	223,223	911,709
Gambia		23,166		1,836
Ghana	15,657	293,297	30,864	197,350

Contd.

10.14 Imports by Areas and Countries / Territories

(In Thousand Rupees)

Territories/Countries	February, 2019	Cumulative From July,2018	February, 2018	Cumulative From July,2017
Guinea		4,941,135		40,838
Guinea-Bissau		6,802		643
Liberia		2,389		14,233
Mali				2,760
Mauritania				517
Niger	3,632,441	3,632,441		
Nigeria	3,148,792	24,587,159	55,709	12,391,881
Senegal	480	101,886	12,682	71,085
Sierra Leone	6,637	14,921	1,290	7,213
St. Helena	9	7,843	459	778
Togo	6,474	229,895	225,967	761,437
EASTERN ASIA	179,591,837	1,441,791,074	175,017,131	1,390,595,435
China	150,266,598	1,132,556,254	142,178,545	1,114,535,994
Hong Kong S.A.Re.Chi	352,082	12,444,611	714,712	6,503,577
Japan	14,502,067	172,452,077	22,517,184	171,165,197
Korea D.P.Republic	5,359	349,170	51,845	1,793,437
Korea, Republic of	8,482,535	72,098,859	5,507,457	62,776,476
Macao.China	4,121	6,389	268	3,310
Mongolia		130		
O.Asia(Tai.For.Pe.Ki)	5,979,075	51,883,583	4,047,120	33,817,444
SOUTH-CENTRAL ASIA	32,672,773	239,667,547	30,562,081	196,413,305
Afghanistan	5,084,463	53,967,969	2,319,439	37,000,394
Bangladesh	457,676	5,267,185	572,072	5,526,971
Bhutan		22,776		6,195
India	20,899,109	136,779,130	24,151,479	119,430,027
Iran (Islamic R.)	5,435,050	34,503,815	2,496,820	26,247,252
Kazakstan		265,617	12,392	457,836
Kyrgyzstan/Kyrgyz R.	5	8,172	5,517	7,008
Maldives		31,826		57
Nepal	155	42,671	8,473	37,287
Sri Lanka	767,992	7,354,045	452,952	5,622,522
Tajikistan		25,973	297,515	644,663
Turkmenistan	1,276	1,175,913	224,402	1,303,970
Uzbekistan	27,047	222,455	21,019	129,124
SOUTH-EASTERN ASIA	63,350,094	531,691,102	47,664,169	475,954,772
Brunei Darussalam		77		166
Cambodia Fr.Kampuche	22,254	104,587	13,741	63,827
Timor Leste		39		14
Indonesia	28,441,282	216,513,067	18,073,184	177,166,731
Lao People's D.R.	82	105,221		3,381
Malaysia	7,804,390	92,672,076	9,423,494	84,380,961
Myanmar	3,516	112,656	27,970	377,123
Philippines	628,249	5,667,451	494,639	6,224,436
Singapore	7,701,272	70,155,249	4,898,593	86,329,407
Thailand	14,445,795	117,334,687	11,596,437	90,217,934
Viet Nam	4,303,254	29,025,992	3,136,110	31,190,792
WESTERN ASIA	143,394,679	1,384,994,673	141,990,518	1,072,400,569
Armenia		9,398	57	9,227
Azerbaijan	39,945	91,152	2,764	252,440
Bahrain	576,072	4,468,809	2,323,222	6,740,926
Cyprus	22,974	204,941	82,912	254,066
Gaza Strip	128	14,236	84	8,772
Georgia	33	11,447	1,303	3,575

Contd.

10.14 Imports by Areas and Countries / Territories

(In Thousand Rupees)

Territories/Countries	February, 2019	Cumulative From July,2018	February, 2018	Cumulative From July,2017
Iraq	49,946	4,511,533	933,281	7,027,032
Jordan	610,278	2,566,755	211,476	2,270,594
Kuwait	10,301,747	118,625,219	13,849,112	110,774,889
Lebanon	9,244	580,032	68,272	266,084
Oman	5,839,414	58,905,538	9,969,203	61,935,164
Qatar	24,825,567	217,081,716	20,592,992	126,296,360
Saudi Arabia	26,120,234	256,481,509	31,128,296	219,767,936
Syrian Arab Republic		57,177	5,528	18,871
Turkey	3,800,636	33,129,035	3,099,729	21,142,787
United Arab Emirates	70,743,890	687,117,358	59,686,462	514,785,047
Yemen	454,571	1,138,818	35,825	846,801
AUSTRALIA AND NEW ZEALAND	3,092,473	36,971,479	2,369,648	36,619,889
Australia	2,402,415	32,966,441	1,985,714	30,654,690
Christmas Islands	932	20,005	521	1,479
Cocos (Keeling) Is.	37	1,618		522
Heard/Mac Donald Is.				73
New Zealand	686,097	3,964,091	377,718	5,892,651
Norfolk Island		7,432	1,196	4,154
US.Minor Outlying Is	2,992	11,892	4,498	66,319
MELANESIA	15	92,188		51,668
Fiji	15	15		22,616
New Caledonia		65,795		366
Papua New Guinea		17,478		16,773
Solomon Islands		7,308		5,474
Vanuatu		1,592		6,439
MICRONESIA		11,422	535	2,206
Guam		417		
Kiribati		4		1,671
Marshall Islands		1,175	535	535
Micronesia,F.States		8,614		
Nauru		1,211		
POLYNESIA	984	6,338	2,545	51,873
American Samoa		179	2,358	50,855
French Polynesia				13
Johnston Island		717	180	192
Pitcairn		86	6	13
Samoa	984	2,809		675
Tokelau		2,272		
Tuvalu		275		126

10.15 Re-imports by Areas and Countries / Territories

(In Thousand Rupees)

Territories/Countries	February, 2019	Cumulative From July,2018	February, 2018	Cumulative From July,2017
GRAND TOTALS	3,676,086	28,784,414	2,238,195	18,668,285
LATIN AMERICA	564	4,651	1,807	17,099
Cuba				8,683
Dominican Republic	564	4,371	1,807	1,807
Netherlands Antilles		280		6,609
CENTRAL AMERICA		13,055	3,264	17,026
Belize		1,510	3,264	4,676
Guatemala		130		2,131
Honduras		9,552		8,047
Mexico		73		29
Nicaragua		1,789		2,143
SOUTH AMERICA	996	35,362		29,579
Argentina		76		29,579
Brazil		2,530		
Chile	996	31,714		
Peru		1,041		
NORTH AMERICA	1,563,259	11,394,231	675,932	7,282,848
Canada	191,290	1,186,497	84,522	1,004,721
U.S.America	1,371,968	10,207,733	591,410	6,278,127
EASTERN EUROPE	3,157	65,735	7,070	55,650
Bulgaria	3,046	39,420		2,407
Czech Republic		3,613		3,130
Hungary		1,141		26
Poland	112	20,942	7,070	43,447
Romania				1,063
Russian Federation				515
Slovakia/Slovak R.				5,061
Ukraine		618		
NORTHERN EUROPE	65,624	643,095	73,368	420,404
Denmark		59,512	13,074	37,039
Finland			2,155	2,999
Ireland		8,217		5,246
Latvia	1,820	1,820	139	139
Lithuania		2,199		
Norway	3,867	64,631	1,009	8,508
Sweden	15,992	150,069	26,866	97,190
United Kingdom	43,944	356,647	30,124	269,283
SOUTHERN EUROPE	132,490	553,397	52,785	374,168
Bosnia & Herzegovina	2,130	2,130		
Greece	6,190	50,224	3,351	6,210
Italy	102,915	397,285	40,752	289,887
Portugal	1,037	15,690		1,901
Slovenia	12,005	44,851		408
Spain	8,214	43,217	8,682	75,762
WESTERN EUROPE	89,115	923,634	69,270	598,377
Austria	2,177	4,740		1,943
Belgium	13,902	217,958	40,394	142,584
France	10,339	108,048	2,389	30,397
Germany	45,320	368,651	19,971	262,032
Netherlands	17,377	172,638	1,311	64,882
Switzerland		51,599	5,204	96,540

Contd.

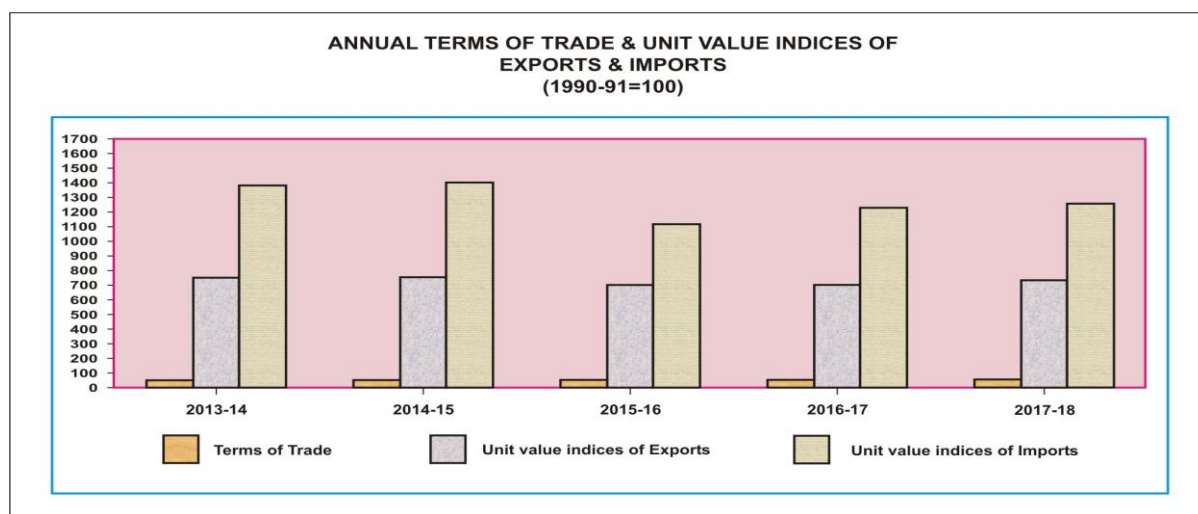
10.15 Re-imports by Areas and Countries / Territories

(In Thousand Rupees)

Territories/Countries	February, 2019	Cumulative From July,2018	February, 2018	Cumulative From July,2017
EASTERN AFRICA		13,327		17,942
B.Indian Ocean Terr.				366
Ethiopia		7,357		3,518
Madagascar		122		
Mauritius		948		
Mozambique				1,176
U.R.of Tanzania		4,900		12,882
NORTHERN AFRICA		7,530		6,838
Egypt(U.A.R.)		907		472
Morocco		6,623		6,344
Tunisia				22
SOUTHERN AFRICA	24,281	144,283	15,395	146,254
South Africa	24,281	144,081	15,395	140,562
Swaziland		201		5,692
WESTERN AFRICA	950	4,750		22
Gambia		3,800		22
Senegal	950	950		
EASTERN ASIA	1,267,319	11,258,007	994,082	6,220,900
China	758,399	7,586,868	651,072	4,186,325
Hong Kong S.A.Re.Chi	77,425	390,027	27,810	212,664
Japan	150,720	1,522,873	124,494	1,075,102
Korea D.P.Republic		1,188		457
Korea, Republic of	231,737	1,320,038	160,698	364,085
O.Asia(Tai.For.Pe.Ki	49,038	437,012	30,008	382,267
SOUTH-CENTRAL ASIA	118,591	1,188,292	88,800	944,125
Bangladesh	837	16,452		11,779
India	107,640	1,077,146	80,955	789,678
Iran (Islamic R.)		7,925	859	5,010
Sri Lanka	10,114	86,768	6,986	137,658
SOUTH-EASTERN ASIA	214,070	1,262,320	144,901	1,183,514
Cambodia Fr.Kampuche		1,357		
Indonesia	111,882	810,995	83,541	721,025
Malaysia	63,562	271,879	14,635	201,424
Philippines		12		173
Singapore	9,241	24,406	3,153	34,259
Thailand	13,698	29,927	7,541	123,585
Viet Nam	15,688	123,745	36,031	103,047
WESTERN ASIA	139,979	994,133	100,525	964,035
Bahrain	13,719	47,051		38,124
Cyprus		142		
Iraq		48		
Jordan		1,094		
Kuwait		682		261
Oman	1,357	2,884	2,565	8,078
Qatar	1,091	17,552		13,986
Saudi Arabia	24,244	162,787	12,917	149,640
Syrian Arab Republic	3,977	15,178	2,712	2,712
Turkey	10,333	129,950	16,106	168,450
United Arab Emirates	85,258	616,766	66,225	582,783
AUSTRALIA AND NEW ZEALAND	55,690	278,613	10,996	388,927
Australia	55,690	278,613	10,996	388,927
MICRONESIA				574
Marshall Islands				574

10.16 Annual and Quarterly Terms of Trade and Unit Value Indices of Exports and Imports (1990-91=100)

Year/ Quarter	Terms of Trade	Unit Value Indices of Exports	Unit Value Indices of Imports
2013-14	54.27	752.86	1387.15
2014-15	54.43	759.21	1394.74
2015-16	57.99	705.02	1215.80
2016-17	58.64	703.39	1199.54
2017-18	58.31	735.50	1261.25
2013-14 Jul-Sep	54.54	745.76	1,367.33
Oct-Dec	54.61	745.57	1,365.33
Jan-Mar	54.80	771.50	1,407.91
Apr-Jun	53.17	748.62	1,408.02
2014-15 Jul-Sep	52.24	753.27	1,441.89
Oct-Dec	54.48	762.69	1,399.87
Jan-Mar	56.69	769.06	1,356.61
Apr-Jun	54.46	751.81	1,380.57
2015-16 Jul-Sep	54.97	712.89	1,296.84
Oct-Dec	58.35	701.89	1,202.89
Jan-Mar	59.56	703.02	1,180.31
Apr-Jun	59.36	702.28	1,183.17
2016-17 Jul-Sep	58.67	697.00	1,188.06
Oct-Dec	59.05	703.81	1,191.83
Jan-Mar	58.47	703.47	1,203.03
Apr-Jun	58.37	709.28	1,215.22
2017-18 Jul-Sep	58.76	707.53	1204.15
Oct-Dec	59.16	715.14	1208.87
Jan-Mar	58.42	751.52	1286.34
Apr-Jun	57.06	767.80	1345.64
2018-19 Jul-Sep	57.67	755.16	1309.39
Oct-Dec	59.63	795.77	1334.50



10.17 Index Numbers of Unit Values of Exports by Groups (1990-91=100)

Year /Quarter	All Groups	Food & Live Animals	Beverages & Tobacco	Crude Materials Inedible Except Fuels	Mineral Fuels & Lubricants	Chemicals	Manufactured Goods	Machinery & Transport Equipment	Misc. Manufactured Articles	
2013-14	752.86	954.07	1127.89	1009.57	1682.81	939.50	698.49	1650.17	700.75	
2014-15	759.21	1057.47	1148.80	999.87	1713.20	935.18	667.05	1789.37	728.76	
2015-16	705.02	944.46	1217.42	920.79	1092.25	1000.41	607.38	1873.58	774.38	
2016-17	703.39	912.62	1240.70	894.27	1136.42	1029.70	595.74	1740.35	799.30	
2017-18	735.50	1134.29	1061.25	1043.30	1485.92	1054.28	580.96	1838.42	820.87	
2013-14	Jul-Sep	745.46	919.57	1098.87	1017.68	1634.63	934.11	713.43	1624.52	674.82
	Oct-Dec	745.57	952.49	1154.15	1023.78	1640.93	928.01	698.36	1631.05	723.57
	Jan-Mar	771.50	970.48	1164.01	1042.41	1659.59	941.60	722.66	1664.20	729.32
	Apr-Jun	748.62	973.74	1094.54	954.39	1796.09	954.26	659.51	1680.90	675.29
2014-15	Jul-Sep	753.27	1027.99	1123.85	988.05	1853.14	929.85	676.38	1722.41	692.43
	Oct-Dec	762.69	1071.97	1171.54	1000.56	1862.62	935.86	677.14	1781.57	740.31
	Jan-Mar	769.06	1075.01	1148.08	1030.34	1732.30	946.52	679.02	1787.10	728.26
	Apr-Jun	751.81	1054.91	1151.73	980.52	1404.75	928.49	635.66	1866.41	754.05
2015-16	Jul-Sep	712.89	973.60	1144.34	964.35	1423.80	994.53	628.77	1955.09	730.30
	Oct-Dec	701.89	935.34	1176.96	908.48	1022.94	995.70	601.06	1858.72	782.09
	Jan-Mar	703.02	929.68	1250.14	921.27	1045.51	1021.47	599.41	1866.25	795.28
	Apr-Jun	702.28	939.22	1298.25	889.05	876.75	989.95	600.29	1814.27	789.83
2016-17	Jul-Sep	697.00	972.71	1239.28	909.02	1069.37	993.34	590.69	1780.89	762.86
	Oct-Dec	703.81	928.54	1223.96	880.70	1080.33	1032.44	597.47	1719.51	794.66
	Jan-Mar	703.47	869.54	1211.78	876.35	1228.96	1025.79	599.28	1724.91	802.38
	Apr-Jun	709.28	879.70	1287.78	910.99	1167.02	1067.24	595.50	1736.07	837.29
2017-18	Jul-Sep	707.53	983.63	1157.74	928.64	1144.95	1062.88	577.94	1718.62	821.49
	Oct-Dec	715.14	985.76	1104.99	1001.63	1400.72	1023.88	578.22	1711.85	821.12
	Jan-Mar	751.52	1249.74	1006.31	1110.20	1613.21	1062.85	585.10	1972.26	809.21
	Apr-Jun	767.80	1318.04	975.95	1132.73	1784.79	1067.51	582.59	1950.95	831.64
2018-19	Jul-Sep	755.16	1153.35	959.54	1109.62	2063.32	1110.95	586.37	1461.01	830.31
	Oct-Dec	795.77	1257.44	848.99	1024.09	2082.45	1146.10	620.96	1381.52	873.19

* : Provisional

10.18 Index Numbers of Unit Values of Imports by Groups (1990-91=100)

Year/Quarter	All groups	Food and Live animals	Beverages & Tobacco	Crude materials inedible except fuels	Mineral fuels & Lubricants	Animal or Veg. oils & Fats	Chemicals	Manufactured goods	Machinery & Transport equipment	Misc. manufactured articles
2013-14	1387.15	838.74	1446.20	1046.35	1757.91	1054.13	1098.60	899.66	1866.32	1458.63
2014-15	1394.74	891.28	1620.65	1048.08	1511.85	1037.83	1256.50	1026.39	1985.27	1854.42
2015-16	1215.80	839.11	1700.77	1031.47	919.48	1011.65	1193.67	920.53	1913.99	2376.63
2016-17	1199.54	829.56	1762.07	1019.86	811.76	1090.65	1277.08	927.03	1872.19	2494.45
2017-18	1261.25	943.23	1656.22	1020.56	1030.32	1010.73	1264.05	939.97	1913.85	2652.61
2013-14 Jul-Sep	1,367.33	839.00	1,390.72	1,064.30	1,688.69	1,075.42	1,064.27	859.80	1,865.31	1,381.34
Oct-Dec	1,365.33	840.48	1,425.20	1,052.01	1,711.56	1,054.23	1,083.40	873.38	1,875.71	1,391.17
Jan-Mar	1,407.91	849.44	1,463.98	1,072.34	1,784.71	1,061.03	1,104.26	930.61	1,937.80	1,487.18
Apr-Jun	1,408.02	826.03	1,504.91	996.75	1,846.69	1,025.83	1,142.45	934.85	1,786.47	1,574.82
2014-15 Jul-Sep	1,441.89	882.91	1,551.52	1,050.88	1,810.51	1,040.06	1,218.48	993.38	1,889.96	1,701.41
Oct-Dec	1,399.87	893.21	1,590.81	1,065.79	1,522.96	1,056.54	1,254.97	1,030.45	1,969.44	1,807.08
Jan-Mar	1,356.61	895.47	1,651.30	1,039.03	1,366.90	1,006.23	1,256.20	1,044.23	1,995.28	1,892.80
Apr-Jun	1,380.57	893.54	1,688.98	1,036.61	1,347.03	1,048.50	1,296.34	1,037.49	2,086.41	2,016.39
2015-16 Jul-Sep	1,296.84	819.90	1,670.50	994.97	1,260.75	1,032.17	1,175.87	905.12	1,926.97	2,242.88
Oct-Dec	1,202.89	824.90	1,691.32	1,109.19	912.40	1,028.06	1,141.86	929.56	1,882.96	2,372.44
Jan-Mar	1,180.31	865.60	1,747.55	1,012.94	741.34	978.61	1,210.14	924.91	1,934.80	2,434.43
Apr-Jun	1,183.17	846.04	1,693.71	1,008.77	763.42	1,007.74	1,246.79	922.51	1,911.24	2,456.76
2016-17 Jul-Sep	1,188.06	816.59	1,708.34	1,025.79	778.82	1,026.36	1,251.62	925.94	1,888.38	2,512.37
Oct-Dec	1,191.83	833.16	1,782.93	1,030.30	738.98	1,164.61	1,309.73	976.44	1,863.34	2,643.91
Jan-Mar	1,203.03	838.92	1,794.93	1,003.50	863.49	1,080.97	1,269.88	878.71	1,864.85	2,327.08
Apr-Jun	1,215.22	870.25	1,743.47	1,051.17	865.73	1,074.94	1,228.04	916.94	1,898.20	2,298.27
2017-18 Jul-Sep	1204.15	942.64	1738.68	1054.78	811.87	1032.09	1289.49	873.98	1944.40	2505.71
Oct-Dec	1208.87	946.81	1715.21	971.90	924.12	1036.51	1210.02	868.99	1891.17	2672.14
Jan-Mar	1286.34	970.36	1665.73	978.48	1121.57	974.20	1275.04	952.16	1907.81	2704.75
Apr-Jun	1345.64	913.10	1505.24	1077.07	1263.70	1000.12	1281.66	1064.75	1912.03	2727.83
2018-19 Jul-Sep	1309.39	826.75	1643.09	1087.66	1487.85	1032.99	1272.16	1011.90	1570.33	2054.76
Oct-Dec	1334.50	845.71	860.74	1088.60	1594.79	1029.84	1333.91	1110.55	1408.58	2088.00

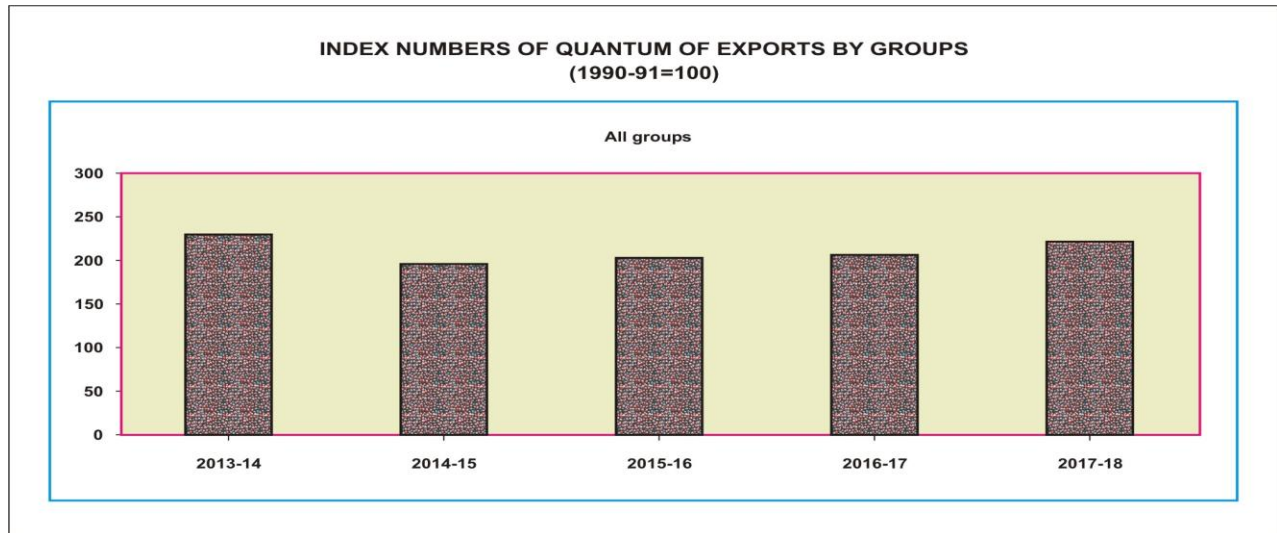
* : Provisional

Note: Trade Indices of Imports and Terms of Trade From Jul-Sep, 2014 to Apr-Jun, 2017 has been revised

10.19 Index Numbers of Quantum of Exports by Groups (1990-91=100)

Year/Quarter	All groups	Food and Live animals	Beverages & Tobacco	Crude materials inedible except fuels	Mineral fuels & Lubricants	Chemicals	Manufactured goods	Machinery & Transport equipment	Misc. manufactured articles
2013-14	229.80	280.96	175.45	447.47	409.09	1,010.41	189.96	2,056.66	226.38
2014-15	195.45	224.40	100.30	264.75	176.22	973.58	181.68	3,964.39	201.19
2015-16	203.66	243.09	112.67	307.85	57.34	689.93	182.42	3,767.50	223.68
2016-17	205.68	245.54	178.92	212.90	52.17	475.61	187.22	3,305.45	235.51
2017-18	220.55	265.35	365.63	232.04	80.27	404.57	198.35	2,394.26	258.08
2013-14 Jul-Sep	242.65	254.75	215.28	392.89	1,298.61	1,052.88	213.28	1,226.96	241.61
Oct-Dec	220.69	279.96	59.50	463.12	4.22	691.05	190.14	911.18	229.81
Jan-Mar	218.37	336.65	69.11	350.89	247.03	1,153.88	186.14	4,061.10	208.14
Apr-Jun	237.48	252.47	357.92	582.97	86.50	1,143.82	170.28	2,027.38	225.97
2014-15 Jul-Sep	201.64	189.93	90.87	389.05	361.14	952.31	183.05	4,343.64	202.72
Oct-Dec	205.65	266.45	51.38	333.54	123.62	1,240.35	187.56	3,283.23	194.18
Jan-Mar	197.74	235.44	74.56	246.63	85.83	790.96	183.40	3,932.27	205.36
Apr-Jun	176.75	205.76	184.39	89.77	134.28	910.69	172.69	4,298.43	202.50
2015-16 Jul-Sep	187.10	183.52	68.33	285.36	76.97	1,029.59	176.67	3,211.01	194.95
Oct-Dec	193.24	251.95	54.14	218.76	50.57	778.60	177.06	2,601.52	204.57
Jan-Mar	228.18	303.57	179.45	528.59	70.12	467.59	186.41	3,782.17	256.89
Apr-Jun	206.13	233.33	148.74	198.69	31.70	483.95	189.54	5,475.29	238.30
2016-17 Jul-Sep	189.72	161.56	101.01	178.53	29.85	560.84	185.85	5,242.08	217.09
Oct-Dec	204.38	230.40	60.64	229.57	66.56	535.91	190.00	3,267.99	228.32
Jan-Mar	222.94	344.66	375.12	230.59	60.11	330.08	185.81	1,406.28	261.12
Apr-Jun	206.92	267.23	75.27	217.73	48.78	482.64	183.89	5,730.94	238.65
2017-18 Jul-Sep	208.83	195.97	70.63	253.13	81.81	474.05	196.73	4,311.95	242.12
Oct-Dec	217.24	261.12	1,141.54	265.85	65.50	381.88	197.94	392.41	243.71
Jan-Mar	225.06	330.85	119.06	215.19	98.96	335.44	192.78	3,812.76	261.95
Apr-Jun	231.06	273.44	131.29	194.00	74.82	426.90	205.95	1,059.91	284.53
2018-19 Jul-Sep	219.21	187.88	49.61	165.34	106.39	442.32	203.44	3,719.04	282.43
Oct-Dec	247.15	265.90	1,220.69	256.43	93.03	771.10	207.38	777.27	334.28

* : Provisional

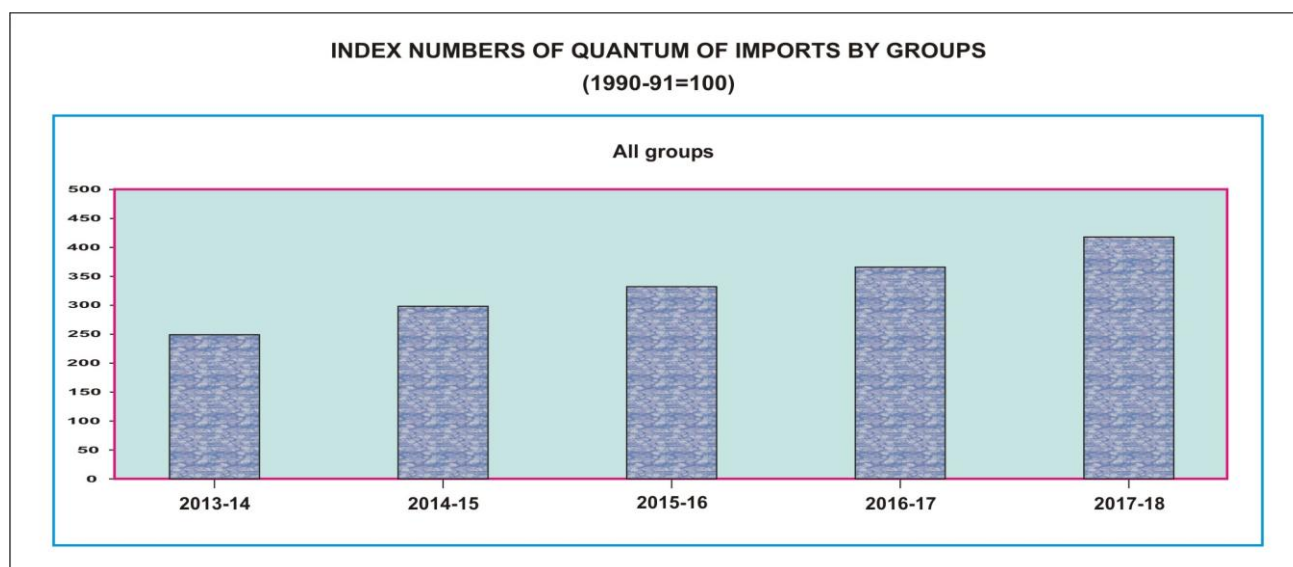


10.20 Index Numbers of Quantum of Imports by Groups (1990-91=100)

Year/Quarter	All groups	Food and Live animals	Beverages & Tobacco	Crude materials inedible except fuels	Mineral fuels & Lubricants	Animal or Veg. oils & Fats	Chemicals	Manufactured goods	Machinery & Transport equipment	Misc. manufactured articles
2013-14	248.35	162.10	317.18	491.04	185.66	182.37	253.03	312.32	283.06	286.91
2014-15	300.36	222.61	317.90	531.02	184.42	179.33	271.01	345.01	478.50	307.93
2015-16	323.20	273.06	287.46	628.07	185.23	221.25	266.35	319.43	584.63	405.89
2016-17	363.71	273.75	288.72	624.21	216.36	204.64	282.89	364.24	650.87	403.80
2017-18	415.76	213.34	326.87	828.29	212.55	233.56	333.01	374.78	821.58	553.03
2013-14 Jul-Sep	218.67	122.34	261.56	396.94	181.66	174.34	244.11	206.78	263.81	229.50
Oct-Dec	268.58	171.23	341.53	584.51	196.34	167.22	261.77	508.73	227.47	325.11
Jan-Mar	257.81	167.02	354.12	578.98	169.03	175.06	258.75	280.99	321.79	278.09
Apr-Jun	252.54	187.81	311.51	403.73	195.60	212.84	247.49	252.77	319.16	305.94
2014-15 Jul-Sep	302.79	322.99	416.31	354.13	197.38	189.47	275.38	273.72	521.40	302.25
Oct-Dec	304.19	229.82	369.89	685.69	186.84	167.77	270.55	274.76	470.31	296.49
Jan-Mar	294.10	174.63	205.90	595.97	144.66	163.79	258.24	482.00	428.76	371.67
Apr-Jun	306.91	162.98	279.49	488.27	208.80	196.30	279.88	349.54	493.54	261.29
2015-16 Jul-Sep	297.23	292.22	311.01	375.83	171.95	212.82	245.87	284.84	513.14	407.12
Oct-Dec	361.08	311.72	251.34	598.92	173.34	224.04	302.20	347.62	635.68	489.68
Jan-Mar	311.29	245.24	298.83	876.98	162.37	223.11	229.82	310.33	469.95	357.26
Apr-Jun	382.54	243.07	288.66	660.54	233.27	225.04	287.52	334.92	719.73	369.48
2016-17 Jul-Sep	324.26	222.22	243.38	417.44	204.18	192.07	272.18	374.67	545.17	392.47
Oct-Dec	352.36	286.10	379.05	576.31	213.16	204.04	300.94	367.29	589.25	403.18
Jan-Mar	414.50	312.94	243.74	878.87	201.43	217.82	275.54	350.76	818.18	415.75
Apr-Jun	397.06	258.83	457.87	824.50	246.65	220.58	302.79	383.76	668.15	346.10
2017-18 Jul-Sep	365.92	224.57	320.56	530.50	207.04	242.68	312.75	376.46	680.17	442.11
Oct-Dec	372.07	218.61	238.51	598.41	232.48	232.29	341.87	334.21	652.45	505.88
Jan-Mar	402.37	220.53	330.98	1,051.77	192.19	227.20	324.37	364.80	726.09	602.77
Apr-Jun	522.69	189.66	417.42	1,132.47	218.48	232.05	353.04	423.65	1,227.62	661.35
2018-19 Jul-Sep	369.94	252.15	385.19	530.15	172.48	236.82	356.87	312.57	738.08	395.82
Oct-Dec	400.29	251.91	718.44	596.10	185.18	231.46	386.79	298.05	844.33	462.74

* : Provisional

Note: Trade Indices of Imports and Terms of Trade From Jul-Sep, 2014 to Apr-Jun, 2017 has been revised



10.21 Trade in Services (Summary) October, 2018

Rs. In Million
Dollars in Thousands

Description	* October, 2018		** September, 2018		% Change in October, 2018 over September, 2018	
	Rs	\$	Rs	\$	Rs	\$
Export of Services (TOTAL)	61,280.00	470,000.00	52,101.62	419,898.00	17.62	11.93
1. Manufacturing services on physical inputs owned by others	0.00	0.00	0.00	0.00	0.00	0.00
2. Maintenance and repair services n.i.e.	0.00	0.00	107.95	870.00	-100.00	-100.00
3. Transport	9,909.11	76,000.00	9,318.54	75,100.00	6.34	1.20
4. Travel	4,693.79	36,000.00	3,698.86	29,810.00	26.90	20.76
5. Construction services	912.68	7,000.00	389.62	3,140.00	134.25	122.93
6. Insurance and Pension services	391.15	3,000.00	374.72	3,020.00	4.38	-0.66
7. Financial services	1,434.21	11,000.00	568.29	4,580.00	152.37	140.17
8. Charges for the use of intellectual services	0.00	0.00	58.32	470.00	-100.00	-100.00
9. Telecommunication, Computer and information services	13,559.83	104,000.00	9,245.32	74,510.00	46.67	39.58
10. Other business services	15,645.96	120,000.00	11,255.20	90,708.00	39.01	32.29
11. Personal, cultural, and recreational services	130.38	1,000.00	136.49	1,100.00	-4.48	-9.09
12. Government services, n.i.e.	14,602.89	112,000.00	16,948.31	136,590.00	-13.84	-18.00
Import of Services (TOTAL)	86,704.74	665,000.00	71,158.35	573,480.00	21.85	15.96
1. Manufacturing services on physical inputs owned by others	0.00	0.00	0.00	0.00	0.00	0.00
2. Maintenance and repair services n.i.e.	912.68	7,000.00	813.98	6,560.00	12.13	6.71
3. Transport	37,289.56	286,000.00	30,560.08	246,290.00	22.02	16.12
4. Travel	12,907.93	99,000.00	12,215.83	98,450.00	5.67	0.56
5. Construction services	0.00	0.00	0.00	0.00	0.00	0.00
6. Insurance and Pension services	2,607.67	20,000.00	1,515.04	12,210.00	72.12	63.80
7. Financial services	2,607.66	20,000.00	1,026.16	8,270.00	154.12	141.84
8. Charges for the use of intellectual services	521.53	4,000.00	1,153.96	9,300.00	-54.81	-56.99
9. Telecommunication, Computer and information services	4,563.41	35,000.00	3,960.69	31,920.00	15.22	9.65
10. Other business services	19,427.07	149,000.00	15,970.54	128,710.00	21.64	15.76
11. Personal, cultural, and recreational services	130.38	1,000.00	12.41	100.00	950.60	900.00
12. Government services, n.i.e.	5,736.85	44,000.00	3,929.66	31,670.00	45.99	38.93

Description	* July - October 2018		July - October 2017		% Change in July - October, 2018 over July - October, 2017	
	Rs	\$	Rs	\$	Rs	\$
Export of Services (TOTAL)	221,147.38	1,760,000.00	181,542.59	1,723,263.00	21.82	2.13
1. Manufacturing services on physical inputs owned by others	0.00	0.00	0.00	0.00	0.00	0.00
2. Maintenance and repair services n.i.e.	125.65	1,000.00	432.98	4,110.00	-70.98	-75.67
3. Transport	37,569.93	299,000.00	33,088.17	314,084.00	13.54	-4.80
4. Travel	17,088.66	136,000.00	12,224.60	116,040.00	39.79	17.20
5. Construction services	2,513.04	20,000.00	2,638.76	25,048.00	-4.76	-20.15
6. Insurance and Pension services	1,884.78	15,000.00	1,154.51	10,959.00	63.25	36.87
7. Financial services	4,020.86	32,000.00	5,996.31	56,919.00	-32.94	-43.78
8. Charges for the use of intellectual services	0.00	0.00	311.83	2,960.00	-100.00	-100.00
9. Telecommunication, Computer and information services	44,606.45	355,000.00	35,502.65	337,003.00	25.64	5.34
10. Other business services	55,161.18	439,000.00	45,299.92	430,002.00	21.77	2.09
11. Personal, cultural, and recreational services	502.60	4,000.00	537.59	5,103.00	-6.51	-21.61
12. Government services, n.i.e.	57,674.23	459,000.00	44,355.27	421,035.00	30.03	9.02
Import of Services (TOTAL)	359,238.85	2,859,000.00	356,293.81	3,382,060.00	0.83	-15.47
1. Manufacturing services on physical inputs owned by others	0.00	0.00	0.00	0.00	0.00	0.00
2. Maintenance and repair services n.i.e.	3,392.60	27,000.00	1,267.55	12,032.00	167.65	124.40
3. Transport	144,499.72	1,150,000.00	129,894.40	1,233,001.00	11.24	-6.73
4. Travel	64,962.05	517,000.00	80,065.13	760,005.00	-18.86	-31.97
5. Construction services	0.00	0.00	315.52	2,995.00	-100.00	-100.00
6. Insurance and Pension services	11,057.38	88,000.00	8,006.45	76,000.00	38.11	15.79
7. Financial services	5,905.64	47,000.00	10,635.95	100,960.00	-44.47	-53.45
8. Charges for the use of intellectual services	5,403.03	43,000.00	9,271.17	88,005.00	-41.72	-51.14
9. Telecommunication, Computer and information services	18,470.83	147,000.00	17,171.22	162,995.00	7.57	-9.81
10. Other business services	84,940.69	676,000.00	77,536.46	736,002.00	9.55	-8.15
11. Personal, cultural, and recreational services	125.65	1,000.00	219.65	2,085.00	-42.80	-52.04
12. Government services, n.i.e.	20,481.26	163,000.00	21,910.31	207,980.00	-6.52	-21.63

* Provisional figures based on figures provided by the State Bank of Pakistan.

** Revised by SBP

Note:- SBP has switched over from BPM-5 to BPM 6th addition from July, 2014.

Note:- Dollar value is converted into Rupees on monthly average exchange rate provided by SBP.

October, 2018 (1\$=Rs. 130.383058) , September, 2018 (1\$=Rs.124.081628) and September, 2017 (1\$=Rs. 105.339060) respectively.

10.22 Export of Services by Sectors (Detail) (Monthly)

Rs. in Millions
Dollars in Thousands

Description	* October, 2018		** September, 2018		October, 2017		% Change in October, 2018 over			
							September, 2018		October, 2017	
	Rs	\$	Rs	\$	Rs	\$	Rs	\$	Rs	\$
Services	61,280.00	470,000.00	52,101.62	419,898.00	43,322.05	411,263.00	17.62	11.93	41.45	14.28
1.Manufacturing services on physical inputs owned by others	0.00	0.00	0.00	0.00	0.00	0.00	0.00	0.00	0.00	0.00
1.1 Goods for processing in reporting economy	0.00	0.00	0.00	0.00	0.00	0.00	0.00	0.00	0.00	0.00
1.2 Goods for processing abroad	0.00	0.00	0.00	0.00	0.00	0.00	0.00	0.00	0.00	0.00
2.Maintenance and repair services n.i.e.	0.00	0.00	107.95	870.00	116.93	1,110.00	-100.00	-100.00	-100.00	-100.00
3. Transport	9,909.11	76,000.00	9,318.54	75,100.00	8,119.95	77,084.00	6.34	1.20	22.03	-1.41
3.1 Sea transport	854.01	6,550.00	907.04	7,310.00	17.28	164.00	-5.85	-10.40	4842.19	3893.90
3.1.1 Passenger	0.00	0.00	0.00	0.00	0.00	0.00	0.00	0.00	0.00	0.00
3.1.2 Freight	183.84	1,410.00	174.96	1,410.00	0.00	0.00	5.08	0.00	100.00	100.00
3.1.3 Other	670.17	5,140.00	732.08	5,900.00	17.28	164.00	-8.46	-12.88	3778.30	3034.15
3.2 Air transport	8,128.08	62,340.00	7,810.94	62,950.00	7,761.38	73,680.00	4.06	-0.97	4.72	-15.39
3.2.1 Passenger	5,174.90	39,690.00	4,929.76	39,730.00	4,776.07	45,340.00	4.97	-0.10	8.35	-12.46
3.2.2 Freight	0.00	0.00	0.00	0.00	164.33	1,560.00	0.00	0.00	-100.00	-100.00
3.2.3 Other	2,953.18	22,650.00	2,881.18	23,220.00	2,820.98	26,780.00	2.50	-2.45	4.69	-15.42
3.3 Road transport	855.31	6,560.00	514.94	4,150.00	337.08	3,200.00	66.10	58.07	153.74	105.00
3.3.1 Passenger	0.00	0.00	0.00	0.00	0.00	0.00	0.00	0.00	0.00	0.00
3.3.2 Freight	855.31	6,560.00	514.94	4,150.00	337.08	3,200.00	66.10	58.07	153.74	105.00
3.3.3 Other	0.00	0.00	0.00	0.00	0.00	0.00	0.00	0.00	0.00	0.00
3.4 Rail transport	0.00	0.00	0.00	0.00	0.00	0.00	0.00	0.00	0.00	0.00
3.4.1 Passenger	0.00	0.00	0.00	0.00	0.00	0.00	0.00	0.00	0.00	0.00
3.4.2 Freight	0.00	0.00	0.00	0.00	0.00	0.00	0.00	0.00	0.00	0.00
3.4.3 Other	0.00	0.00	0.00	0.00	0.00	0.00	0.00	0.00	0.00	0.00
3.5 Postal and courier services	71.71	550.00	85.62	690.00	4.21	40.00	-16.25	-20.29	1603.33	1275.00
3.6 Electricity transmission	0.00	0.00	0.00	0.00	0.00	0.00	0.00	0.00	0.00	0.00
3.7 Other supporting and auxiliary transport service	0.00	0.00	0.00	0.00	0.00	0.00	0.00	0.00	0.00	0.00
4. Travel	4,693.79	36,000.00	3,698.86	29,810.00	3,059.04	29,040.00	26.90	20.76	53.44	23.97
4.1 Business	10.43	80.00	127.80	1,030.00	28.44	270.00	-91.84	-92.23	-63.33	-70.37
4.1.1 Acquisition of goods and services by border, seasonal, and other short-	0.00	0.00	0.00	0.00	0.00	0.00	0.00	0.00	0.00	0.00
4.1.2 Other	10.43	80.00	127.80	1,030.00	28.44	270.00	-91.84	-92.23	-63.33	-70.37
4.2 Personal	4,683.36	35,920.00	3,571.06	28,780.00	3,030.60	28,770.00	31.15	24.81	54.54	24.85
4.2.1 Health-related	28.68	220.00	35.98	290.00	24.23	230.00	-20.29	-24.14	18.37	-4.35
4.2.2 Education-related expenditure	791.43	6,070.00	83.13	670.00	75.84	720.00	852.04	805.97	943.55	743.06
4.2.3 Other	3,863.25	29,630.00	3,451.95	27,820.00	2,930.53	27,820.00	11.92	6.51	31.83	6.51
4.2.3.1 Religious travel	0.00	0.00	0.00	0.00	0.95	9.00	0.00	0.00	-100.00	-100.00
4.2.3.2 Other	3,863.25	29,630.00	3,451.95	27,820.00	2,929.58	27,811.00	11.92	6.51	31.87	6.54
5.Construction services	912.68	7,000.00	389.62	3,140.00	1,057.92	10,043.00	134.25	122.93	-13.73	-30.30
5.1 Construction abroad	912.68	7,000.00	389.62	3,140.00	1,057.92	10,043.00	134.25	122.93	-13.73	-30.30
5.2 Construction in the compiling economy	0.00	0.00	0.00	0.00	0.00	0.00	0.00	0.00	0.00	0.00
6. Insurance and Pension services	391.15	3,000.00	374.72	3,020.00	311.70	2,959.00	4.38	-0.66	25.49	1.39
6.1 Direct Insurance	292.45	2,243.00	219.37	1,768.00	247.02	2,345.00	33.31	26.87	18.39	-4.35
6.1.1 Life insurance	12.13	93.00	14.64	118.00	2.74	26.00	-17.14	-21.19	342.70	257.69
6.1.2 Freight insurance	0.00	0.00	0.00	0.00	1.05	10.00	0.00	0.00	-100.00	-100.00
6.1.3 Other direct insurance	280.32	2,150.00	204.73	1,650.00	243.23	2,309.00	36.92	30.30	15.25	-6.89
6.2 Reinsurance	87.23	669.00	113.91	918.00	41.29	392.00	-23.42	-27.12	111.26	70.66
6.3 Auxiliary insurance services	11.47	88.00	41.44	334.00	23.39	222.00	-72.32	-73.65	-50.96	-60.36
6.4 Pension and standardized guarantee services	0.00	0.00	0.00	0.00	0.00	0.00	0.00	0.00	0.00	0.00

Contd.

10.22 Export of Services by Sectors (Detail) (Monthly)

Rs. in Millions
Dollars in Thousands

Description	* October, 2018		** September, 2018		October, 2017		% Change in October, 2018 over			
							September, 2018		October, 2017	
	Rs	\$	Rs	\$	Rs	\$	Rs	\$	Rs	\$
7. Financial services	1,434.21	11,000.00	568.29	4,580.00	623.50	5,919.00	152.37	140.17	130.03	85.84
7.1 Explicitly charged and other financial services	1,434.21	11000.00	568.29	4580.00	623.50	5919.00	152.37	140.17	130.03	85.84
7.2 Financial intermediation service charges indirectly measured (FISIM)	0.00	0.00	0.00	0.00	0.00	0.00	0.00	0.00	0.00	0.00
8. Charges for the use of intellectual services	0.00	0.00	58.32	470.00	104.29	990.00	-100.00	-100.00	-100.00	-100.00
9. Telecommunication, Computer and information services	13,559.83	104,000.00	9,245.32	74,510.00	8,743.45	83,003.00	46.67	39.58	55.09	25.30
9.1 Telecommunications services	3,778.89	28,983.00	2,536.23	20,440.00	3,121.51	29,633.00	49.00	41.80	21.06	-2.19
9.1.1 Call centres	1259.24	9658.00	881.35	7103.00	840.08	7975.00	42.88	35.97	49.90	21.10
9.1.2 Telecommunication services	2,519.65	19325.00	1654.88	13337.00	2281.43	21658.00	52.26	44.90	10.44	-10.77
9.2 Computer services	9,623.57	73,810.00	6,692.96	53,940.00	5,612.46	53,280.00	43.79	36.84	71.47	38.53
9.2.1 Hardware consultancy services	6.52	50.00	19.73	159.00	107.66	1022.00	-66.95	-68.55	-93.94	-95.11
9.2.2 Software consultancy services	4310.33	33059.00	2936.27	23664.00	2139.75	20313.00	46.80	39.70	101.44	62.75
9.2.3 Maintenance & repairs of computer	142.38	1092.00	50.00	403.00	3.05	29.00	184.76	170.97	4568.20	3665.52
9.2.4 Export / Import of Computer Software	3573.67	27409.00	2697.91	21743.00	2577.86	24472.00	32.46	26.06	38.63	12.00
9.2.5 Other Computer services	1590.67	12200.00	989.05	7971.00	784.14	7444.00	60.83	53.05	102.86	63.89
9.3 Information services	157.37	1,207.00	16.13	130.00	9.48	90.00	875.64	828.46	1560.02	1241.11
9.3.1 News agency services	4.30	33.00	11.79	95.00	7.37	70.00	-63.53	-65.26	-41.66	-52.86
9.3.2 Other information services	153.07	1174.00	4.34	35.00	2.11	20.00	3426.96	3254.29	7154.50	5770.00
10. Other business services	15,645.96	120,000.00	11,255.20	90,708.00	11,587.52	110,002.00	39.01	32.29	35.02	9.09
10.1 Research and development services	71.71	550.00	188.60	1520.00	116.93	1110.00	-61.98	-63.82	-38.67	-50.45
10.2 Professional and management consulting services	4,307.99	33041.00	3175.25	25590.00	2811.50	26690.00	35.67	29.12	53.23	23.80
10.2.1 Legal, accounting, management consulting, and public relations	3,022.28	23,180.00	2,080.85	16,770.00	2,078.34	19,730.00	45.24	38.22	45.42	17.49
10.2.1.1 Legal services	238.60	1830.00	121.60	980.00	168.54	1600.00	96.22	86.73	41.57	14.38
10.2.1.2 Accounting, auditing, bookkeeping, and tax consulting services	217.74	1670.00	271.74	2190.00	244.39	2320.00	-19.87	-23.74	-10.90	-28.02
10.2.1.3 Business and management consulting and public relations services	2565.94	19680.00	1687.51	13600.00	1665.41	15810.00	52.05	44.71	54.07	24.48
10.2.2 Advertising, market research, and public opinion polling	1284.27	9861.00	1094.40	8820.00	733.16	6960.00	17.35	11.80	75.17	41.68
10.3 Technical, trade-related and other business services	11,266.26	86,409.00	7,891.35	63,598.00	8,659.09	82,202.00	42.77	35.87	30.11	5.12
10.3.1 Architectural, engineering, scientific and other technical services	705.37	5410.00	982.73	7920.00	495.62	4705.00	-28.22	-31.69	42.32	14.98
10.3.2 Waste treatment and de-pollution, agricultural and mining services	40.42	310.00	42.19	340.00	42.14	400.00	-4.20	-8.82	-4.08	-22.50
10.3.3 Operating leasing services	1.30	10.00	1.24	10.00	8.43	80.00	4.84	0.00	-84.58	-87.50
10.3.4 Trade-related services	153.85	1180.00	41.20	332.00	20.86	198.00	273.42	255.42	637.54	495.96
10.3.5 Other business services n.i.e.	10365.32	79499.00	6823.99	54996.00	8092.04	76819.00	51.90	44.55	28.09	3.49
11. Personal, cultural, and recreational services	130.38	1,000.00	136.49	1,100.00	116.71	1,108.00	-4.48	-9.09	11.71	-9.75
11.1 Audiovisual and related services	71.19	546.00	93.06	750.00	101.44	963.00	-23.50	-27.20	-29.82	-43.30
11.1.1 Audiovisual services	47.72	366.00	88.72	715.00	101.44	963.00	-46.21	-48.81	-52.96	-61.99
11.1.2 Artistic related services	23.47	180.00	4.34	35.00	0.00	0.00	440.78	414.29	100.00	100.00
11.2 Other personal, cultural, and	59.19	454.00	43.43	350.00	15.27	145.00	36.29	29.71	287.62	213.10
12. Government services, n.i.e.	14,602.89	112,000.00	16,948.31	136,590.00	9,481.04	90,005.00	-13.84	-18.00	54.02	24.44
12.1 Embassies and consulates	2983.16	22880.00	2517.62	20290.00	3017.96	28650.00	18.49	12.76	-1.15	-20.14
12.2 Military units and agencies	1434.21	11000.00	5339.23	43030.00	89.54	850.00	-73.14	-74.44	1501.75	1194.12
12.3 Other	10,185.52	78120.00	9091.46	73270.00	6373.54	60505.00	12.03	6.62	59.81	29.11

* Provisional ** Revised

Note: 1. The data are presented as per BPM6(EBOPS 2010) classification aligned with IMTS 2010 classification

10.23 Export of Services by Sector (Detail) (Cumulative)

Description	Rs. in Millions Dollars in Thousands					
	* JULY - OCTOBER, 2018		JULY - OCTOBER, 2017		% Change in July - October, 2018 over July - October, 2017	
	Rs	\$	Rs	\$	Rs	\$
Services	221,147.38	1,760,000.00	181,542.59	1,723,263.00	21.82	2.13
1.Manufacturing services on physical inputs owned by others	0.00	0.00	0.00	0.00	0.00	0.00
1.1 Goods for processing in reporting	0.00	0.00	0.00	0.00	0.00	0.00
1.2 Goods for processing abroad	0.00	0.00	0.00	0.00	0.00	0.00
2.Maintenance and repair services n.i.e.	125.65	1,000.00	432.98	4,110.00	-70.98	-75.67
3. Transport	37,569.93	299,000.00	33,088.17	314,084.00	13.54	-4.80
3.1 Sea transport	2,818.37	22,430.00	542.97	5,154.00	419.07	335.20
3.1.1 Passenger	0.00	0.00	0.00	0.00	0.00	0.00
3.1.2 Freight	594.33	4,730.00	29.50	280.00	1914.68	1589.29
3.1.3 Other	2,224.04	17,700.00	513.47	4,874.00	333.14	263.15
3.2 Air transport	32,203.33	256,290.00	29,799.83	282,870.00	8.07	-9.40
3.1.1 Passenger	19,029.98	151,450.00	19,114.37	181,440.00	-0.44	-16.53
3.1.2 Freight	18.85	150.00	657.37	6,240.00	-97.13	-97.60
3.1.3 Other	13,154.50	104,690.00	10,028.09	95,190.00	31.18	9.98
3.3 Road transport	2,477.86	19,720.00	2,614.74	24,820.00	-5.23	-20.55
3.3.1 Passenger	0.00	0.00	0.00	0.00	0.00	0.00
3.3.2 Freight	2,477.86	19,720.00	2,614.74	24,820.00	-5.23	-20.55
3.3.3 Other	0.00	0.00	0.00	0.00	0.00	0.00
3.4 Rail transport	1.26	10.00	9.48	90.00	-86.71	-88.89
3.4.1 Passenger	0.00	0.00	0.00	0.00	0.00	0.00
3.4.2 Freight	0.00	0.00	0.00	0.00	0.00	0.00
3.4.3 Other	1.26	10.00	9.48	90.00	-86.71	-88.89
3.5 Postal and courier services	69.11	550.00	121.15	1,150.00	-42.96	-52.17
3.6 Electricity transmission	0.00	0.00	0.00	0.00	0.00	0.00
3.7 Other supporting and auxiliary transport service	0.00	0.00	0.00	0.00	0.00	0.00
4. Travel	17,088.66	136,000.00	12,224.60	116,040.00	39.79	17.20
4.1 Business	266.38	2,120.00	92.71	880.00	187.33	140.91
4.1.1 Acquisition of goods and services by border, seasonal, and other short-term workers	0.00	0.00	0.00	0.00	0.00	0.00
4.1.2 Other	266.38	2,120.00	92.71	880.00	187.33	140.91
4.2 Personal	16,822.28	133,880.00	12,131.89	115,160.00	38.66	16.26
4.2.1 Health-related expenditure	199.79	1,590.00	69.53	660.00	187.34	140.91
4.2.2 Education-related expenditure	992.65	7,900.00	296.03	2,810.00	235.32	181.14
4.2.3 Other	15,629.84	124,390.00	11,766.33	111,690.00	32.84	11.37
4.2.3.1 Religious travel	23.12	184.00	11.48	109.00	101.39	68.81
4.2.3.2 Other	15,606.72	124,206.00	11,754.85	111,581.00	32.77	11.31
5.Construction services	2,513.04	20,000.00	2,638.76	25,048.00	-4.76	-20.15
5.1 Construction abroad	2,513.04	20,000.00	2,638.76	25,048.00	-4.76	-20.15
5.2 Construction in the compiling economy	0.00	0.00	0.00	0.00	0.00	0.00
6. Insurance and Pension services	1,884.78	15,000.00	1,154.51	10,959.00	63.25	36.87
6.1 Direct Insurance	1,076.46	8,567.00	629.77	5,978.00	70.93	43.31
6.1.1 Life insurance	29.78	237.00	30.45	289.00	-2.20	-17.99
6.1.2 Freight insurance	50.26	400.00	1.05	10.00	4686.67	3900.00
6.1.3 Other direct insurance	996.42	7,930.00	598.27	5,679.00	66.55	39.64
6.2 Reinsurance	706.42	5,622.00	430.45	4,086.00	64.11	37.59
6.3 Auxiliary insurance services	101.90	811.00	94.29	895.00	8.07	-9.39
6.4 Pension and standardized guarantee services	0.00	0.00	0.00	0.00	0.00	0.00

Contd.

10.23 Export of Services by Sector (Detail) (Cumulative)

Description	Rs. in Millions Dollars in Thousands					
	* JULY - OCTOBER, 2018		JULY - OCTOBER, 2017		% Change in July - October, 2018 over July - October, 2017	
	Rs	\$	Rs	\$	Rs	\$
7. Financial services	4,020.86	32,000.00	5,996.31	56,919.00	-32.94	-43.78
7.1 Explicitly charged and other financial services	4,020.86	32,000.00	5,996.31	56,919.00	-32.94	-43.78
7.2 Financial intermediation service charges indirectly measured (FISIM)	0.00	0.00	0.00	0.00	0.00	0.00
8. Charges for the use of intellectual services	0.00	0.00	311.83	2,960.00	-100.00	-100.00
9. Telecommunication, Computer and information services	44,606.45	355,000.00	35,502.65	337,003.00	25.64	5.34
9.1 Telecommunications services	12,365.79	98,413.00	12,601.01	119,613.00	-1.87	-17.72
9.1.1 Call centres	4,163.23	33,133.00	3,177.93	30,166.00	31.00	9.84
9.1.2 Telecommunication services	8,202.56	65,280.00	9,423.08	89,447.00	-12.95	-27.02
9.2 Computer services	32,046.28	255,040.00	22,838.43	216,790.00	40.32	17.64
9.2.1 Hardware consultancy services	77.53	617.00	193.21	1,834.00	-59.87	-66.36
9.2.2 Software consultancy services	14,228.45	113,237.00	10,014.19	95,058.00	42.08	19.12
9.2.3 Maintenance & repairs of	302.57	2,408.00	45.72	434.00	561.79	454.84
9.2.4 Export / Import of Computer	12,196.03	97,062.00	9,195.21	87,284.00	32.63	11.20
9.2.5 Other Computer services	5,241.70	41,716.00	3,390.10	32,180.00	54.62	29.63
9.3 Information services	194.38	1,547.00	63.21	600.00	207.51	157.83
9.3.1 News agency services	27.89	222.00	22.86	217.00	22.00	2.30
9.3.2 Other information services	166.49	1,325.00	40.35	383.00	312.61	245.95
10. Other business services	55,161.18	439,000.00	45,299.92	430,002.00	21.77	2.09
10.1 Research and development services	541.94	4,313.00	316.57	3,005.00	71.19	43.53
10.2 Professional and management consulting services	13588.12	108141.00	9143.17	86790.00	48.61	24.60
10.2.1 Legal, accounting, management consulting, and public	9,558.34	76,070.00	6,311.41	59,910.00	51.45	26.97
10.2.1.1 Legal services	838.10	6,670.00	595.22	5,650.00	40.81	18.05
10.2.1.2 Accounting, auditing, bookkeeping, and tax consulting services	1,104.48	8,790.00	1,007.13	9,560.00	9.67	-8.05
10.2.1.3 Business and management consulting and	7,615.76	60,610.00	4,709.06	44,700.00	61.73	35.59
10.2.2 Advertising, market research, and public opinion polling	4,014.58	31,950.00	2,831.76	26,880.00	41.77	18.86
10.3 Technical, trade-related and other business services	41,031.12	326,546.00	35,840.18	340,207.00	14.48	-4.02
10.3.1 Architectural, engineering, scientific and other technical	3,622.54	28,830.00	2,484.64	23,585.00	45.80	22.24
10.3.2 Waste treatment and de-pollution, agricultural and mining	104.29	830.00	124.31	1,180.00	-16.10	-29.66
10.3.3 Operating leasing services	2.51	20.00	9.48	90.00	-73.52	-77.78
10.3.4 Trade-related services	275.68	2,194.00	189.94	1,803.00	45.14	21.69
10.3.5 Other business services n.i.e.	37,026.10	294,672.00	33,031.81	313,549.00	12.09	-6.02
11. Personal, cultural, and recreational services	502.60	4,000.00	537.59	5,103.00	-6.51	-21.61
11.1 Audiovisual and related services	311.11	2,476.00	499.14	4,738.00	-37.67	-47.74
11.1.1 Audiovisual services	252.18	2,007.00	499.14	4,738.00	-49.48	-57.64
11.1.2 Artistic related services	58.93	469.00	0.00	0.00	100.00	100.00
11.2 Other personal, cultural, and	191.49	1,524.00	38.45	365.00	398.02	317.53
12. Government services, n.i.e.	57,674.23	459,000.00	44,355.27	421,035.00	30.03	9.02
12.1 Embassies and consulates	10,993.29	87,490.00	12,354.18	117,270.00	-11.02	-25.39
12.2 Military units and agencies	11,921.85	94,880.00	9,272.75	88,020.00	28.57	7.79
12.3 Other	34,759.09	276,630.00	22,728.34	215,745.00	52.93	28.22

* Provisional ** Revised

Note: 1. The data are presented as per BPM6(EBOPS 2010) classification aligned with IMTS 2010 classification

10.24 Import of Services by Sectors (Detail) (Monthly)

Rs. in Millions
Dollars in Thousands

Description	* October, 2018		** September, 2018		October, 2017		% Change in October, 2018 over			
							September, 2018		October, 2017	
	Rs	\$	Rs	\$	Rs	\$	Rs	\$	Rs	\$
Services	86,704.74	665,000.00	71,158.35	573,480.00	83,641.72	794,024.00	21.85	15.96	3.66	-16.25
1.Manufacturing services on physical inputs owned by others	0.00	0.00	0.00	0.00	0.00	0.00	0.00	0.00	0.00	0.00
1.1 Goods for processing in reporting economy	0.00	0.00	0.00	0.00	0.00	0.00	0.00	0.00	0.00	0.00
1.2 Goods for processing abroad	0.00	0.00	0.00	0.00	0.00	0.00	0.00	0.00	0.00	0.00
2.Maintenance and repair services n.i.e.	912.68	7,000.00	813.98	6,560.00	319.39	3,032.00	12.13	6.71	185.76	130.87
3. Transport	37,289.56	286,000.00	30,560.08	246,290.00	30,232.41	287,001.00	22.02	16.12	23.34	-0.35
3.1 Sea transport	22,686.65	174,000.00	17,078.60	137,640.00	19,753.18	187,520.00	32.84	26.42	14.85	-7.21
3.1.1 Passenger	0.00	0.00	0.00	0.00	0.00	0.00	0.00	0.00	0.00	0.00
3.1.2 Freight	20,543.15	157,560.00	15,124.31	121,890.00	18,037.21	171,230.00	35.83	29.26	13.89	-7.98
3.1.3 Other	2,143.50	16,440.00	1,954.29	15,750.00	1,715.97	16,290.00	9.68	4.38	24.91	0.92
3.2 Air transport	14,192.20	108,850.00	13,158.86	106,050.00	10,179.96	96,640.00	7.85	2.64	39.41	12.63
3.2.1 Passenger	11,039.53	84,670.00	10,505.99	84,670.00	7,279.98	69,110.00	5.08	0.00	51.64	22.51
3.2.2 Freight	1,805.81	13,850.00	1,609.34	12,970.00	2,250.04	21,360.00	12.21	6.78	-19.74	-35.16
3.2.3 Other	1,346.86	10,330.00	1,043.53	8,410.00	649.94	6,170.00	29.07	22.83	107.23	67.42
3.3 Road transport	108.48	832.00	135.50	1,092.00	221.85	2,106.00	-19.94	-23.81	-51.10	-60.49
3.3.1 Passenger	0.00	0.00	0.00	0.00	0.00	0.00	0.00	0.00	0.00	0.00
3.3.2 Freight	108.48	832.00	135.50	1,092.00	141.79	1,346.00	-19.94	-23.81	-23.49	-38.19
3.3.3 Other	0.00	0.00	0.00	0.00	80.06	760.00	0.00	0.00	-100.00	-100.00
3.4 Rail transport	58.41	448.00	72.96	588.00	76.37	725.00	-19.94	-23.81	-23.52	-38.21
3.4.1 Passenger	58.41	448.00	72.96	588.00	76.37	725.00	-19.94	-23.81	-23.52	-38.21
3.4.2 Freight	0.00	0.00	0.00	0.00	0.00	0.00	0.00	0.00	0.00	0.00
3.4.3 Other	0.00	0.00	0.00	0.00	0.00	0.00	0.00	0.00	0.00	0.00
3.5 Postal and courier services	243.82	1,870.00	114.16	920.00	1.05	10.00	113.58	103.26	23120.95	18600.00
3.6 Electricity transmission	0.00	0.00	0.00	0.00	0.00	0.00	0.00	0.00	0.00	0.00
3.7 Other supporting and auxiliary transport service	0.00	0.00	0.00	0.00	0.00	0.00	0.00	0.00	0.00	0.00
4. Travel	12,907.93	99,000.00	12,215.83	98,450.00	15,696.04	149,005.00	5.67	0.56	-17.76	-33.56
4.1 Business	156.46	1,200.00	181.16	1,460.00	633.61	6,015.00	-13.63	-17.81	-75.31	-80.05
4.1.1 Acquisition of goods and services by border, seasonal, and other short-	0.00	0.00	0.00	0.00	0.00	0.00	0.00	0.00	0.00	0.00
4.1.2 Other	156.46	1,200.00	181.16	1,460.00	633.61	6,015.00	-13.63	-17.81	-75.31	-80.05
4.2 Personal	12,751.47	97,800.00	12,034.67	96,990.00	15,062.43	142,990.00	5.96	0.84	-15.34	-31.60
4.2.1 Health-related	32.60	250.00	8.69	70.00	47.40	450.00	275.14	257.14	-31.22	-44.44
4.2.2 Education-related expenditure	1,101.74	8,450.00	1,099.36	8,860.00	1,095.53	10,400.00	0.22	-4.63	0.57	-18.75
4.2.3 Other	11,617.13	89,100.00	10,926.62	88,060.00	13,919.50	132,140.00	6.32	1.18	-16.54	-32.57
4.2.3.1 Religious travel	864.70	6,632.00	765.58	6,170.00	646.36	6,136.00	12.95	7.49	33.78	8.08
4.2.3.2 Other	10,752.43	82,468.00	10,161.04	81,890.00	13,273.14	126,004.00	5.82	0.71	-18.99	-34.55
5.Construction services	0.00	0.00	0.00	0.00	104.81	995.00	0.00	0.00	-100.00	-100.00
5.1 Construction abroad	0.00	0.00	0.00	0.00	0.00	0.00	0.00	0.00	0.00	0.00
5.2 Construction in the compiling economy	0.00	0.00	0.00	0.00	104.81	995.00	0.00	0.00	-100.00	-100.00
6. Insurance and Pension services	2,607.67	20,000.00	1,515.04	12,210.00	2,212.11	21,000.00	72.12	63.80	17.88	-4.76
6.1 Direct Insurance	327.14	2,509.00	217.15	1,750.00	918.66	8,721.00	50.65	43.37	-64.39	-71.23
6.1.1 Life insurance	0.00	0.00	1.24	10.00	0.00	0.00	-100.00	-100.00	0.00	0.00
6.1.2 Freight insurance	222.96	1,710.00	38.47	310.00	51.72	491.00	479.57	451.61	331.09	248.27
6.1.3 Other direct insurance	104.18	799.00	177.44	1,430.00	866.94	8,230.00	-41.29	-44.13	-87.98	-90.29
6.2 Reinsurance	2,258.36	17,321.00	1,290.20	10,398.00	1,247.00	11,838.00	75.04	66.58	81.10	46.32
6.3 Auxiliary insurance services	22.17	170.00	7.69	62.00	46.45	441.00	188.30	174.19	-52.27	-61.45
6.4 Pension and standardized guarantee services	0.00	0.00	0.00	0.00	0.00	0.00	0.00	0.00	0.00	0.00

Contd.

10.24 Import of Services by Sectors (Detail) (Monthly)

Rs. in Millions
Dollars in Thousands

Description	* October, 2018		** September, 2018		October, 2017		% Change in October, 2018 over			
							September, 2018		October, 2017	
	Rs	\$	Rs	\$	Rs	\$	Rs	\$	Rs	\$
7. Financial services	2,607.66	20,000.00	1,026.16	8,270.00	2,629.26	24,960.00	154.12	141.84	-0.82	-19.87
7.1 Explicitly charged and other financial services	2,607.66	20,000.00	1,026.16	8,270.00	2,629.26	24,960.00	154.12	141.84	-0.82	-19.87
7.2 Financial intermediation service charges indirectly	0.00	0.00	0.00	0.00	0.00	0.00	0.00	0.00	0.00	0.00
8. Charges for the use of intellectual services	521.53	4,000.00	1,153.96	9,300.00	1,475.27	14,005.00	-54.81	-56.99	-64.65	-71.44
9. Telecommunication, Computer and information services	4,563.41	35,000.00	3,960.69	31,920.00	4,634.39	43,995.00	15.22	9.65	-1.53	-20.45
9.1 Telecommunications services	1,165.62	8,940.00	944.26	7,610.00	845.34	8,025.00	23.44	17.48	37.89	11.40
9.1.1 Call centres	0.13	1.00	0.00	0.00	0.42	4.00	100.00	100.00	-69.05	-75.00
9.1.2 Telecommunication	1,165.49	8,939.00	944.26	7,610.00	844.92	8,021.00	23.43	17.46	37.94	11.44
9.2 Computer services	3,276.53	25,130.00	2,884.90	23,250.00	3,658.43	34,730.00	13.58	8.09	-10.44	-27.64
9.2.1 Hardware consultancy services	0.00	0.00	6.20	50.00	0.00	0.00	-100.00	-100.00	0.00	0.00
9.2.2 Software consultancy services	1,046.98	8,030.00	1,201.11	9,680.00	1,255.96	11,923.00	-12.83	-17.05	-16.64	-32.65
9.2.3 Maintenance & repairs of computer	17.73	136.00	24.07	194.00	51.93	493.00	-26.34	-29.90	-65.86	-72.41
9.2.4 Export / Import of Computer Software	1,913.50	14,676.00	1,405.60	11,328.00	2,302.19	21,855.00	36.13	29.56	-16.88	-32.85
9.2.5 Other Computer	298.32	2,288.00	247.92	1,998.00	48.35	459.00	20.33	14.51	517.00	398.47
9.3 Information services	121.26	930.00	131.53	1,060.00	130.62	1,240.00	-7.81	-12.26	-7.17	-25.00
9.3.1 News agency services	117.74	903.00	122.72	989.00	109.55	1,040.00	-4.06	-8.70	7.48	-13.17
9.3.2 Other information	3.52	27.00	8.81	71.00	21.07	200.00	-60.05	-61.97	-83.29	-86.50
10. Other business services	19,427.07	149,000.00	15,970.54	128,710.00	21,068.45	200,006.00	21.64	15.76	-7.79	-25.50
10.1 Research and development services	20.86	160.00	28.54	230.00	10.53	100.00	-26.91	-30.43	98.10	60.00
10.2 Professional and management consulting services	1,156.50	8,870.00	406.99	3,280.00	932.15	8,849.00	184.16	170.43	24.07	0.24
10.2.1 Legal, accounting, management consulting, and public relations	854.01	6,550.00	228.31	1,840.00	300.22	2,850.00	274.06	255.98	184.46	129.82
10.2.1.1 Legal	224.26	1,720.00	91.82	740.00	140.10	1,330.00	144.24	132.43	60.07	29.32
10.2.1.2 Accounting, auditing, bookkeeping, and	9.13	70.00	9.93	80.00	11.59	110.00	-8.06	-12.50	-21.23	-36.36
10.2.1.3 Business and management consulting and	620.62	4,760.00	126.56	1,020.00	148.53	1,410.00	390.38	366.67	317.84	237.59
10.2.2 Advertising, market research, and public opinion polling	302.49	2,320.00	178.68	1,440.00	631.93	5,999.00	69.29	61.11	-52.13	-61.33
10.3 Technical, trade-related and other business services	18,249.71	139,970.00	15,535.01	125,200.00	20,125.77	191,057.00	17.47	11.80	-9.32	-26.74
10.3.1 Architectural, engineering, scientific and other technical services	1,151.28	8,830.00	249.40	2,010.00	784.78	7,450.00	361.62	339.30	46.70	18.52
10.3.2 Waste treatment and de-pollution, agricultural and mining	118.65	910.00	0.00	0.00	2.11	20.00	100.00	100.00	5523.22	4450.00
10.3.3 Operating leasing	1,209.95	9,280.00	1,198.63	9,660.00	2,036.20	19,330.00	0.94	-3.93	-40.58	-51.99
10.3.4 Trade-related	0.00	0.00	0.12	1.00	65.94	626.00	-100.00	-100.00	-100.00	-100.00
10.3.5 Other business services n.i.e.	15,769.83	120,950.00	14,086.86	113,529.00	17,236.74	163,631.00	11.95	6.54	-8.51	-26.08
11. Personal, cultural, and recreational services	130.38	1,000.00	12.41	100.00	4.74	45.00	950.60	900.00	2650.63	2122.22
11.1 Audiovisual and related services	22.16	170.00	6.21	50.00	4.21	40.00	256.84	240.00	426.37	325.00
11.1.1 Audiovisual services	21.25	163.00	1.74	14.00	1.37	13.00	1121.26	1064.29	1451.09	1153.85
11.1.2 Artistic related	0.91	7.00	4.47	36.00	2.84	27.00	-79.64	-80.56	-67.96	-74.07
11.2 Other personal, cultural, and recreational services	108.22	830.00	6.20	50.00	0.53	5.00	1645.48	1560.00	20318.87	16500.00
12. Government services, n.i.e.	5,736.85	44,000.00	3,929.66	31,670.00	5,264.85	49,980.00	45.99	38.93	8.97	-11.96
12.1 Embassies and consulates	1,078.27	8,270.00	1,156.44	9,320.00	918.56	8,720.00	-6.76	-11.27	17.39	-5.16
12.2 Military units and agencies	1.30	10.00	19.85	160.00	35.82	340.00	-93.45	-93.75	-96.37	-97.06
12.3 Other	4,657.28	35,720.00	2,753.37	22,190.00	4,310.47	40,920.00	69.15	60.97	8.05	-12.71

* Provisional ** Revised

Note: 1. The data are presented as per BPM6(EBOPS 2010) classification aligned with IMTS 2010 classification

10.25 Import of Services by Sector (Detail) (Cumulative)

Description	Rs. in Millions Dollars in Thousands					
	* JULY - OCTOBER, 2018		JULY - OCTOBER, 2017		% Change in July - October, 2018 over July - October, 2017	
	Rs	\$	Rs	\$	Rs	\$
Services	359,238.85	2,859,000.00	356,293.81	3,382,060.00	0.83	-15.47
1.Manufacturing services on physical inputs owned by others	0.00	0.00	0.00	0.00	0.00	0.00
1.1 Goods for processing in reporting	0.00	0.00	0.00	0.00	0.00	0.00
1.2 Goods for processing abroad	0.00	0.00	0.00	0.00	0.00	0.00
2.Maintenance and repair services n.i.e.	3,392.60	27,000.00	1,267.55	12,032.00	167.65	124.40
3. Transport	144,499.72	1,150,000.00	129,894.40	1,233,001.00	11.24	-6.73
3.1 Sea transport	83,705.30	666,168.00	81,481.54	773,450.00	2.73	-13.87
3.1.1 Passenger	0.00	0.00	0.00	0.00	0.00	0.00
3.1.2 Freight	75,310.75	599,360.00	75,383.99	715,570.00	-0.10	-16.24
3.1.3 Other	8,394.55	66,808.00	6,097.55	57,880.00	37.67	15.43
3.2 Air transport	60,033.98	477,780.00	47,003.19	446,170.00	27.72	7.08
3.1.1 Passenger	48,612.22	386,880.00	35,991.15	341,640.00	35.07	13.24
3.1.2 Freight	7,158.39	56,970.00	8,457.35	80,280.00	-15.36	-29.04
3.1.3 Other	4,263.37	33,930.00	2,554.69	24,250.00	66.88	39.92
3.3 Road transport	341.52	2,718.00	840.26	7,976.00	-59.36	-65.92
3.3.1 Passenger	0.00	0.00	0.00	0.00	0.00	0.00
3.3.2 Freight	341.52	2,718.00	580.05	5,506.00	-41.12	-50.64
3.3.3 Other	0.00	0.00	260.21	2,470.00	-100.00	-100.00
3.4 Rail transport	183.95	1,464.00	312.36	2,965.00	-41.11	-50.62
3.4.1 Passenger	183.95	1,464.00	312.36	2,965.00	-41.11	-50.62
3.4.2 Freight	0.00	0.00	0.00	0.00	0.00	0.00
3.4.3 Other	0.00	0.00	0.00	0.00	0.00	0.00
3.5 Postal and courier services	234.97	1,870.00	257.05	2,440.00	-8.59	-23.36
3.6 Electricity transmission	0.00	0.00	0.00	0.00	0.00	0.00
3.7 Other supporting and auxiliary transport service	0.00	0.00	0.00	0.00	0.00	0.00
4. Travel	64,962.05	517,000.00	80,065.13	760,005.00	-18.86	-31.97
4.1 Business	986.37	7,850.00	2,281.31	21,655.00	-56.76	-63.75
4.1.1 Acquisition of goods and services by border, seasonal, and other short-term workers	0.00	0.00	0.00	0.00	0.00	0.00
4.1.2 Other	986.37	7,850.00	2,281.31	21,655.00	-56.76	-63.75
4.2 Personal	63,975.68	509,150.00	77,783.82	738,350.00	-17.75	-31.04
4.2.1 Health-related expenditure	87.96	700.00	198.05	1,880.00	-55.59	-62.77
4.2.2 Education-related expenditure	4,608.91	36,680.00	5,128.35	48,680.00	-10.13	-24.65
4.2.3 Other	59,278.81	471,770.00	72,457.42	687,790.00	-18.19	-31.41
4.2.3.1 Religious travel	17,504.07	139,306.00	15,060.05	142,955.00	16.23	-2.55
4.2.3.2 Other	41,774.74	332,464.00	57,397.37	544,835.00	-27.22	-38.98
5.Construction services	0.00	0.00	315.52	2,995.00	-100.00	-100.00
5.1 Construction abroad	0.00	0.00	0.00	0.00	0.00	0.00
5.2 Construction in the compiling economy	0.00	0.00	315.52	2,995.00	-100.00	-100.00
6. Insurance and Pension services	11,057.38	88,000.00	8,006.45	76,000.00	38.11	15.79
6.1 Direct Insurance	2,409.13	19,173.00	2,182.07	20,713.00	10.41	-7.43
6.1.1 Life insurance	1.26	10.00	45.51	432.00	-97.23	-97.69
6.1.2 Freight insurance	974.18	7,753.00	692.24	6,571.00	40.73	17.99
6.1.3 Other direct insurance	1,433.69	11,410.00	1,444.32	13,710.00	-0.74	-16.78
6.2 Reinsurance	8,527.62	67,867.00	5,641.60	53,552.00	51.16	26.73
6.3 Auxiliary insurance services	120.63	960.00	182.78	1,735.00	-34.00	-44.67
6.4 Pension and standardized guarantee services	0.00	0.00	0.00	0.00	0.00	0.00

Contd.

10.25 Import of Services by Sector (Detail) (Cummulative)

Description	Rs. in Millions Dollars in Thousands					
	* JULY - OCTOBER, 2018		JULY - OCTOBER, 2017		% Change in July - October, 2018 over July - October, 2017	
	Rs	\$	Rs	\$	Rs	\$
7. Financial services	5,905.64	47,000.00	10,635.95	100,960.00	-44.47	-53.45
7.1 Explicitly charged and other financial services	5,905.64	47,000.00	10,635.95	100,960.00	-44.47	-53.45
7.2 Financial intermediation service charges indirectly measured (FISIM)	0.00	0.00	0.00	0.00	0.00	0.00
8. Charges for the use of intellectual services	5,403.03	43,000.00	9,271.17	88,005.00	-41.72	-51.14
9. Telecommunication, Computer and information services	18,470.83	147,000.00	17,171.22	162,995.00	7.57	-9.81
9.1 Telecommunications services	5,606.59	44,620.00	3,596.06	34,135.00	55.91	30.72
9.1.1 Call centres	1.38	11.00	0.63	6.00	119.05	83.33
9.1.2 Telecommunication services	5,605.21	44,609.00	3,595.43	34,129.00	55.90	30.71
9.2 Computer services	12,274.94	97,690.00	13,075.81	124,120.00	-6.12	-21.29
9.2.1 Hardware consultancy services	6.28	50.00	116.20	1,103.00	-94.60	-95.47
9.2.2 Software consultancy services	4,435.01	35,296.00	3,674.65	34,881.00	20.69	1.19
9.2.3 Maintenance & repairs of	85.07	677.00	174.14	1,653.00	-51.15	-59.04
9.2.4 Export / Import of Computer Software	6,826.17	54,326.00	8,864.31	84,143.00	-22.99	-35.44
9.2.5 Other Computer services	922.41	7,341.00	246.51	2,340.00	274.19	213.72
9.3 Information services	589.30	4,690.00	499.35	4,740.00	18.01	-1.05
9.3.1 News agency services	569.20	4,530.00	380.20	3,609.00	49.71	25.52
9.3.2 Other information services	20.10	160.00	119.15	1,131.00	-83.13	-85.85
10. Other business services	84,940.69	676,000.00	77,536.46	736,002.00	9.55	-8.15
10.1 Research and development services	61.57	490.00	160.87	1,527.00	-61.73	-67.91
10.2 Professional and management consulting services	3,186.53	25,360.00	4,145.34	39,349.00	-23.13	-35.55
10.2.1 Legal, accounting, management consulting, and public	2,330.84	18,550.00	2,611.58	24,790.00	-10.75	-25.17
10.2.1.1 Legal services	763.96	6,080.00	448.78	4,260.00	70.23	42.72
10.2.1.2 Accounting, auditing, bookkeeping, and tax consulting services	55.29	440.00	40.03	380.00	38.12	15.79
10.2.1.3 Business and management consulting and	1,511.59	12,030.00	2,122.77	20,150.00	-28.79	-40.30
10.2.2 Advertising, market research, and public opinion polling	855.69	6,810.00	1,533.76	14,559.00	-44.21	-53.22
10.3 Technical, trade-related and other business services	81,692.59	650,150.00	73,230.25	695,126.00	11.56	-6.47
10.3.1 Architectural, engineering, scientific and other technical	2,406.23	19,150.00	5,637.18	53,510.00	-57.32	-64.21
10.3.2 Waste treatment and de-pollution, agricultural and mining	115.60	920.00	2.11	20.00	5378.67	4500.00
10.3.3 Operating leasing services	4,905.45	39,040.00	6,583.21	62,490.00	-25.49	-37.53
10.3.4 Trade-related services	4.52	36.00	100.92	958.00	-95.52	-96.24
10.3.5 Other business services n.i.e.	74,260.79	591,004.00	60,906.83	578,148.00	21.93	2.22
11. Personal, cultural, and recreational services	125.65	1,000.00	219.65	2,085.00	-42.80	-52.04
11.1 Audiovisual and related services	21.36	170.00	69.53	660.00	-69.28	-74.24
11.1.1 Audiovisual services	20.48	163.00	63.31	601.00	-67.65	-72.88
11.1.2 Artistic related services	0.88	7.00	6.22	59.00	-85.85	-88.14
11.2 Other personal, cultural, and recreational services	104.29	830.00	150.12	1,425.00	-30.53	-41.75
12. Government services, n.i.e.	20,481.26	163,000.00	21,910.31	207,980.00	-6.52	-21.63
12.1 Embassies and consulates	4,561.16	36,300.00	6,022.75	57,170.00	-24.27	-36.51
12.2 Military units and agencies	46.49	370.00	65.32	620.00	-28.83	-40.32
12.3 Other	15,873.61	126,330.00	15,822.24	150,190.00	0.32	-15.89

* Provisional ** Revised

Note: 1. The data are presented as per BPM6(EBOPS 2010) classification aligned with IMTS 2010 classification

REGIONAL AND FIELD OFFICE OF PAKISTAN BUREAU OF STATISTICS

PUNJAB

Chief Statistical Officer,
Regional Office,
Pakistan Bureau of Statistics,
Plot No.7,
Gul Plaza, (1st & 2nd Floor),
I.J. Principal Road,
Near Pindora Chungi,
Rawalpindi
Phone: 051- 4411528
Fax 051 - 4410474

Statistical Officer (I/C),
Regional Office,
Pakistan Bureau of Statistics,
USAID Building,
Gurumangat Road,
Gulberg-III,
Lahore.
Phone & Fax:042-99263266
Email:lhrfbs@lhr.comsats.net.pk

Statistical Officer (I/C),
Regional Office,
Pakistan Bureau of Statistics,
House # 20, Block-T,
New Multan Colony, Rahim Chowk,
Masoom Shah Road,
Multan.
Phone & Fax:061-9220177
E-mail:muxfbs@brain.net.pk

Chief Statistical Officer,
Regional Office,
Pakistan Bureau of Statistics,
51-B, Satellite Town,
Gujranwala.
Phone & Fax: 055-9200418

Chief Statistical Officer,
Regional Office,
Pakistan Bureau of Statistics,
House # 04, Rehman Town,
Satyana Road,
Faisalabad.
Phone & Fax: 041-9220049
E-mail:fsdfbs@fsd.comsats.net.pk

Chief Statistical Officer,
Regional Office,
Pakistan Bureau of Statistics,
House # 100/27-C,
Satellite Town,
Sargodha
Phone:048-9230411

Chief Statistical Officer,
Regional Office,
Pakistan Bureau of Statistics,
9-A (Ground Floor), Block-X
Rafi Qamar Road, Satellite Town,
Bahawalpur.
Phone & Fax: 062-9250026

Statistical Officer(I/C),
Field Office,
Pakistan Bureau of Statistics,
Hasan Pura, Opp. Passport
Office, Kashmir Road,
Sialkot.
Phone & Fax: 052-3573581
E-mail:sktfbs@skt.comsats.net.pk

Statistical Officer(I/C),
Field Office,
Pakistan Bureau of Statistics,
House # 19/24, Street # 3,
Shadab Colony, Railway Line,
Jhang Saddar.
Phone & Fax: 047-9200194

Statistical Officer(I/C),
Field Office.
Pakistan Bureau of Statistics,
House at Kasra #51/11/1/3/2
Ground Floor, Chak # 9/W.B.
Behind Cooperative Workshop,
Burawala Road,
Vehari.
Phone & Fax: 067-3364219

Statistical Officer (I/C),
Field Office,
Pakistan Bureau of Statistics,
House # E-83-D, Mohallah
Ahmed Gul Khan Wala,
Street Karnal Aslam Khan,
Near Obaid Noor Hospital
Mianwali.
Phone: 0459-231626

Statistical Officer (I/C),
Field Office,
Pakistan Bureau of Statistics
House # H 224-C, Ground Floor
Street # 4, Khyaban-e-Sarwar,
Dera Ghazi Khan.
Phone: 064-2401850

Statistical Officer(I/C),
Field Office,
Pakistan Bureau of Statistics,
House # 4, Shafi Town,
Near Grid Station,
Main Shahbazpur Road,
Rahim Yar Khan.
Phone & Fax: 068-5871754

Statistical Officer (I/C),
Field Office,
Pakistan Bureau of Statistics,
House # 43 B-7, Gulistan Colony,
Near Govt. Girls College
Sahiwal.
Phone: 040-9200242

Statistical Officer(I/C),
Field Office,
Pakistan Bureau of Statistics,
165-A, Qasim Road,
Bahawalnagar.
Phone & Fax: 063-9240049

SINDH:

Chief Statistical Officer,
Regional Office,
Pakistan Bureau of Statistics,
1-B, S.M.C.H. Society
Karachi.
Phone & Fax: 021- 34557933
Email:khifbs@khi.comsats.net.pk

Chief Statistical Officer,
Regional Office,
Pakistan Bureau of Statistics,
Bungalow # A-46,
G.O.R. Colony,
Unit # 1, Latifabad,
Hyderabad.
Fax & Phone: 022-9200641

Chief Statistical Officer,
Regional Office,
Pakistan Bureau of Statistics,
Bungalow # 10-A,
Professor Housing Society,
Shikarpur Road,
Sukkur.
Phone & Fax: 071-5807132

Chief Statistical Officer,
Regional Office,
Pakistan Bureau of Statistics,
Building # 45/17, Ward "C",
Near Shah Latif Market,
Lohari Mohallah,
Larkana.
(Phone: 074-9410010)
Fax:074-4054438

Statistical Officer(I/C),
Field Office,
Pakistan Bureau of Statistics,
House # 180,
Um-e-Hain, Near satari
Cotton Factory, Ring Road
Mirpur Khas.
Phone & Fax: -0233-923096

Statistical Officer(I/C),
Field Office,
Pakistan Bureau of Statistics,
House # 68, Mubariak Colony,
Jam sahib Road,
Nawabshah(Shaheed Benazerabad).
Phone & Fax: 0244-9370311

Statistical Officer(I/C),
Field Office,
Pakistan Bureau of Statistics,
House # 199 Marakhpur,
Opp. DHO Office,
Sehwan Road, Dadu Town,
Dadu.
Phone & Fax: 025-9200345

Statistical Officer(I/C),
Field Office,
Pakistan Bureau of Statistics,
House # 2929-I, 1st Family Line,
Shah Abdul Latif Road,
Near Rifal Naka,
Jacobabad.
Phone : 0722-653403

KHYBER PAKHTOON KHWA

Chief Statistical Officer,
Regional Office,
Pakistan Bureau of Statistics,
State Life Insurance Building,
2nd Floor, 34-The Mall,
Peshawar Cantt.
Phone: 091-9213097
Fax – 091-9213098
E-mail:pshfbs@pes.comsats.net.pk

Chief Statistical Officer,
Regional Office,
Pakistan Bureau of Statistics,
Building #558-D,
Mohallah Ghazni Khel,
Bannu.
Phone & Fax: 0928-9270191

Statistical Officer (I/C),
Regional Office,
Pakistan Bureau of Statistics,
Shams-ur-Rehman Building,
Near Nadra Office, Rahimabad,
G.T. Road,
Mingora/Swat.
Phone: 0946-9240283

Chief Statistical Officer,
Regional Office,
Pakistan Bureau of Statistics,
Bungalow # 896, Mansehra Road,
Post office Jhangi,
Abbottabad.
Phone & Fax: 0992-9310231

Chief Statistical Officer,
Regional Office,
Pakistan Bureau of Statistics,
House # A-3,
Shah Jhan Shaheed Town,
Near Coach Adda of Bannu
Dera Ismail Khan.
Phone:0966-9280279

BALUCHISTAN:

Chief Statistical Officer,
Regional Office,
Pakistan Bureau of Statistics,
Chandio House No.2,
Arbab Karam Khan Road,
Near Elementary College,
Quetta.
Phone: 081-9239804
Fax:081-2471126

Statistical Officer(I/C),
Field Office,
Pakistan Bureau of Statistics,
Dak Khana Road, Near Civil Hospital,
Singani Sar,
Turbat.
Phone: 0852-412267
Fax:0852-413383

Statistical Officer (I/C),
Field Office,
Pakistan Bureau of Statistics,
Haroon Market,
Opp:Girls High School,
Hospital Road,
Khuzdar.
Phone & Fax: 0848-412760

Statistical Officer (I/C),
Field Office,
Pakistan Bureau of Statistics,
Building # 2-II/E,
Hazara Mohallah,
Loralai.
Phone & Fax: 0824-660560

NORTHERN AREAS:

Statistical Officer (I/C),
Field Office,
Pakistan Bureau of Statistics,
Haidar Pura, Near Agha Khan Health
Centre, Chinar Bagh,
Gilgit.
Phone & Fax: 05811-920972

AZAD KASHMIR:

Chief Statistical officer,
Regional Office,
Pakistan Bureau of Statistics,
Flat # 304, Al-Saif Plaza,
Upper Gojra Bypass.
Muzaffarabad.
Phone & Fax: 05822-923169

SYMBOLS, ABBREVIATIONS AND CONVERSION

<p>E Estimated P/* Provisional, Preliminary R/r Revised - Nil .. Negligible ... Not available % Percentage Admn Administration ALOOCHA A kind of fruit ARVI A type of root vegetable AV. Average BABUL A kind of fire wood BBLs. Barrels BIRYANI A dish of rice prepared BOT. Bottle CAP. Capsule CFT. Cubic feet CH. Charge CHAPATI A kind of bread CIG. Cigarette Comm. Communication CRT. Carton / Crate CUM./CM. Cubic meter DESI. Indigenous Distt. Distribution DOZ Dozen ENG. English EX. Exercise GLS. Glass GM. Gram H.OP. Hand operated HP. Horse power INJ. Injection KHADDI Hand-loom KIKAR A kind of fire wood KG. Kilogram KM. Kilometer KORMA A variety of meat curry KWH. Kilowatt / hour LB. Pound</p>	<p>LTR. Litre LUNGI A kind of cloth MALTA & MOSAMBI A variety of Orange MED. Medium MG. Milligram MMCFT. Million cubic feet MN. Million M/o. Ministry of MTR. Meter MT. Metric Ton ML. Milliliter NES. Not else where specified NO. Number NR. Not reported N.S. Not specified PKT. Packet PC. Piece QLTY. Quality QTY. Quantity RASGULLA A form of sweetmeat R.P.M. Revolution per minute RS. Rupees SAMOSA A form of patty SHAL. Shalwar SHEESHAM A variety of sup. Qty. Wood. Sq. Square SQM. Square meter SUP. Superior STND. Standard SQFT. Square feet SYN. Synthetic THNO. Thousand number TAB. Table TANDOORI Oven-Baked TKT. Ticket TL. Tube light TOTA. Broken rice UNI. Uniform Urd. Urdu VEG. Vegetable W. Watt</p>	<p>One Metric Ton 2004 Lbs. 1000 Kgs One Ton 1.0160 M.Tons (2240 Lbs.) 27.22 Maunds 1016.04 Kgs. 1.0610 M. Tons 20 Hundred weight One Pound 0.4536 Kg. 16 Oz. 0.4861 Seer One Ounce 28.35 Gms. One Kilogram 2.2046 Lbs. 0.0197 Hundred weight 0.0268 Maund 1.0717 Seers One Hundred weight (112 Lbs.) 50.8932 Kgs. 1.3610 Maunds One Gram 0.0857 Tola One Tonne 0.9842 Long Ton 1.1023 Short Ton One Bale (Cotton) 170.0971 Kilograms (375 Lbs.) 4.5571 Maunds</p>																																																
LIQUID																																																		
<table border="0" style="width: 100%;"> <tr> <td style="width: 60%;">One Imperial (Gallon)</td> <td style="width: 20%;">4.5435</td> <td style="width: 20%;">Ltrs.</td> </tr> <tr> <td>One Litre</td> <td>0.2199</td> <td>Imperial Gallon</td> </tr> </table>			One Imperial (Gallon)	4.5435	Ltrs.	One Litre	0.2199	Imperial Gallon																																										
One Imperial (Gallon)	4.5435	Ltrs.																																																
One Litre	0.2199	Imperial Gallon																																																
LENGTH																																																		
<table border="0" style="width: 100%;"> <tr> <td style="width: 60%;">One Mile</td> <td style="width: 20%;">1.6093</td> <td style="width: 20%;">Kms.</td> </tr> <tr> <td></td> <td>1760</td> <td>Yards</td> </tr> <tr> <td>One Yard</td> <td>0.9144</td> <td>Meter</td> </tr> <tr> <td>One Foot</td> <td>0.3048</td> <td>Meter</td> </tr> <tr> <td>One Kilometer</td> <td>0.6214</td> <td>mile</td> </tr> <tr> <td>One Meter</td> <td>1.0936</td> <td>Yards</td> </tr> <tr> <td>One Square Mile</td> <td>2.5899</td> <td>Sq. Kilometer</td> </tr> <tr> <td></td> <td>640</td> <td>Acres</td> </tr> <tr> <td></td> <td>258.9984</td> <td>Hectares</td> </tr> <tr> <td>One Acre</td> <td>.4074</td> <td>Hectare</td> </tr> <tr> <td></td> <td>4840</td> <td>Sq. Yards.</td> </tr> <tr> <td>One Square Kilometer</td> <td>0.3861</td> <td>Sq. Mile</td> </tr> <tr> <td></td> <td>100</td> <td>Hectares</td> </tr> <tr> <td>One Hectare</td> <td>2.4711</td> <td>Acres</td> </tr> <tr> <td>One Square Yards</td> <td>0.8361</td> <td>Sq. meter.</td> </tr> <tr> <td>One Cubic Meter</td> <td>35.3147</td> <td>Cubic feet</td> </tr> </table>			One Mile	1.6093	Kms.		1760	Yards	One Yard	0.9144	Meter	One Foot	0.3048	Meter	One Kilometer	0.6214	mile	One Meter	1.0936	Yards	One Square Mile	2.5899	Sq. Kilometer		640	Acres		258.9984	Hectares	One Acre	.4074	Hectare		4840	Sq. Yards.	One Square Kilometer	0.3861	Sq. Mile		100	Hectares	One Hectare	2.4711	Acres	One Square Yards	0.8361	Sq. meter.	One Cubic Meter	35.3147	Cubic feet
One Mile	1.6093	Kms.																																																
	1760	Yards																																																
One Yard	0.9144	Meter																																																
One Foot	0.3048	Meter																																																
One Kilometer	0.6214	mile																																																
One Meter	1.0936	Yards																																																
One Square Mile	2.5899	Sq. Kilometer																																																
	640	Acres																																																
	258.9984	Hectares																																																
One Acre	.4074	Hectare																																																
	4840	Sq. Yards.																																																
One Square Kilometer	0.3861	Sq. Mile																																																
	100	Hectares																																																
One Hectare	2.4711	Acres																																																
One Square Yards	0.8361	Sq. meter.																																																
One Cubic Meter	35.3147	Cubic feet																																																

SELECTED PUBLICATIONS OF PAKISTAN BUREAU OF STATISTICS

01. Monthly Bulletin of Statistics
 02. Review of Foreign Trade
 03. Pakistan Statistical Pocket Book
 04. Pakistan Statistical Yearbook
 05. Foreign Trade Statistics of Pakistan Imports (two volumes)
 06. Foreign Trade Statistics of Pakistan Exports (one volume)
 07. Labour Force Survey
 08. Brochure of National Accounts
 09. Pakistan Demographic Survey
 10. Census of Manufacturing Industries
 11. Survey of Small Household Manufacturing Industries
 12. Rent Survey of Dwellings
 13. Socio Economic Indicators at District Level
(Punjab, Sindh, Khyber Pakhtoon Khwa & Balochistan)
 14. Census of Private Educational Institutions in Pakistan
 15. Census of Software Industry and related services of Pakistan
 16. Supply & Use Table of Pakistan
 17. Mechanized Road Transport Survey
 18. Survey of Private Recreational, Cultural & Entertainment Services
 19. Survey of Private Laundry, Dry Cleaning & Dyeing Services
 20. Survey of Private Medical, Dental & Other Health Services
 21. Survey of Private Educational Services
 22. Pakistan, 2000 – An Official Hand Book on Statistics
 23. 50 Years of Pakistan in Statistics (Four Volumes)
 24. Pakistan Social & Living Standard Measurement Survey National/Provincial
 25. Household Integrated Economic Survey (HIES) National/Provincial
-

**SALE CENTERS WHERE PAKISTAN BUREAU OF STATISTICS
PUBLICATIONS ARE AVAILABLE**

ISLAMABAD

6 – Mauve Area, G-8/4.
Taleemi Chowk
Phone # 051 - 926 11 25
051 - 226 13 72

RAWALPINDI

NBF Book Shop
178-B, Sarwar Road,
Rawalpindi Cantt.
Phone # 051 – 927 25 30

WAH CANTT

NBF Book Shop
Central Library Premises
Phone # 051-931 40 04

LAHORE

NBF Book Shop
56/57 Shadman Colony,
Shadman Market,
Phone # 042 – 755 01 61 &
753 03 29
Fax # 042 – 758 77 35

FAISALABAD

NBF Book Shop
Shop No.10,
Hashmi Hall Shopping Centre,
University of Agriculture,
Phone # 041 – 264 81 79

MULTAN

NBF Book Shop
Plot # 4-5-6, M.D.A. Road,
Near Multan Art Council
Phone # 061 – 920 12 81

BAHAWALPUR

NBF Book Shop
Quaid-e-Azam Medical College,
Near Library.
Cell # 0301 – 724 76 13

PESHAWAR

NBF Book Shop
Phase-V, Sector B-2,
Plot No.36-37,
Hayatabad.
Phone # 091 – 589 27 44
921 72 73
Fax # 091 921 72 73

NBF Book Shop

48/D, F-6, Jamrud Road,
University Town,
Phone # 091 – 921 69 03
Fax # 091 – 921 69 04

BANNU

Old Municipal Library Premises,
Near to Qazi Muhib Stadium,
Cell # 0346 – 915 50 18

KOHAT

3rd Block, 1st Floor,
Distt. Govt. Complex

D.I. KHAN

NBF Book Shop
C/o. Executive Distt. Officer,
Literacy, Sports and Education,
Phone # 0961 – 928 01 29

ABBOTABAD

Public Library
1st Floor, Jalal Baba Auditorium,
Phone # 0992 – 931 02 91

KARACHI

National Book Foundation
(Regional Office)
Liaquat Memorial Library Premises,
Ground Floor, Stadium Road,
Phone # 021– 923 18 06 & 923 10 88
Fax # 923 10 89

HYDERABAD

NBF Book Shop
GOR Colony,
C-22, Latifabad No.1,
Phone # 022 – 931 08 92

JAMSHORO

Shop No.14, Liaquat University of
Medical & Health Science

NAWABSHAH

M.H. Khawaja DC High School,
Opp. NMC Hospital Road
Cell # 0301 – 389 58 46

SUKKUR

Public Library
Old Sukkur,
Phone # 071 – 562 51 03

LARKANA

NBF Book Shop
Chandka Medical College
Main Gate
Phone # 0741-941 02 29

JACOBABAD

Red Crescent Building,
Near T.B. Hospital
Phone # 0722 – 65 08 17

QUETTA

NBF Book Shop
3-7/5, Faiz Muhammad Road,
Phone # 081 - 920 15 70
Fax # 081 - 920 18 69

**PUBLISHED ON BEHALF OF NATIONAL BOOK FOUNDATION
PRINTED AT REPRODUCTION & PRINTING UNIT, PBS, KARACHI**